

# Virginia

## State of the Judiciary Report



2018

[vacourts.gov](http://vacourts.gov)





**Virginia 2018 State of the Judiciary Report  
Office of the Executive Secretary  
Supreme Court of Virginia  
Richmond, Virginia**

**Mission:**

To provide an independent, accessible, responsive forum for the just resolution of disputes in order to preserve the rule of law and to protect all rights and liberties guaranteed by the United States and Virginia constitutions.



**General Information for Individuals with Disabilities**

The Virginia Court System has adopted a policy of non-discrimination in both employment and in access to its facilities, services, programs and activities. For further information, contact the Office of the Executive Secretary, Supreme Court of Virginia, 100 North Ninth Street, Third Floor, Richmond, Virginia 23219 or access our website <http://www.courts.state.va.us>. The telephone number is 804/786-6455; communication through a telecommunications device (TDD) is also available at this number.

**Editors**

Chris Wade, Senior Management Information Analyst  
Amanda G. Johnson, Court Research Analyst  
Department of Judicial Planning of the Office of the Executive Secretary

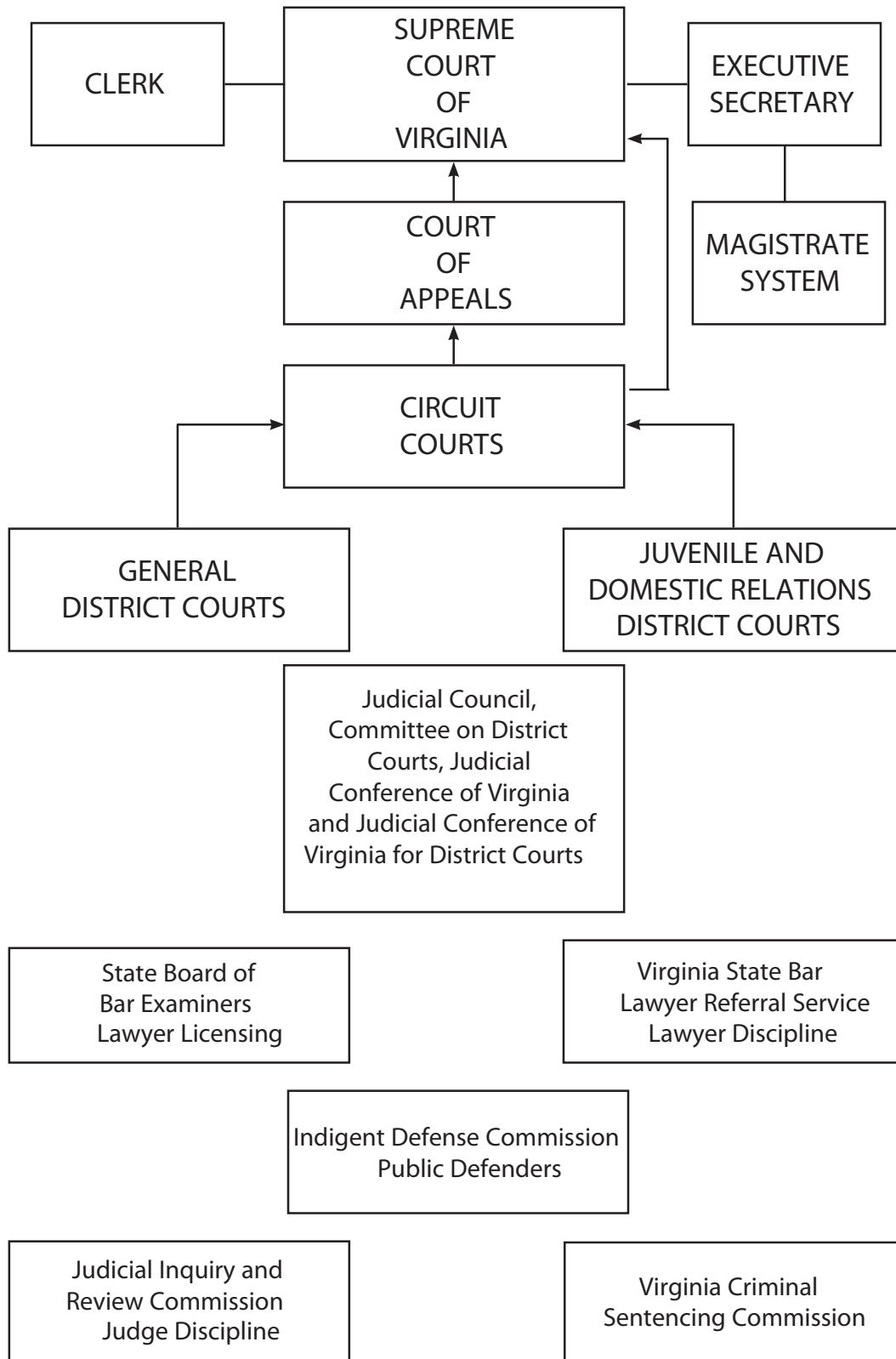
<http://www.vacourts.gov/courtadmin/aoc/judpln/>



# Table of Contents

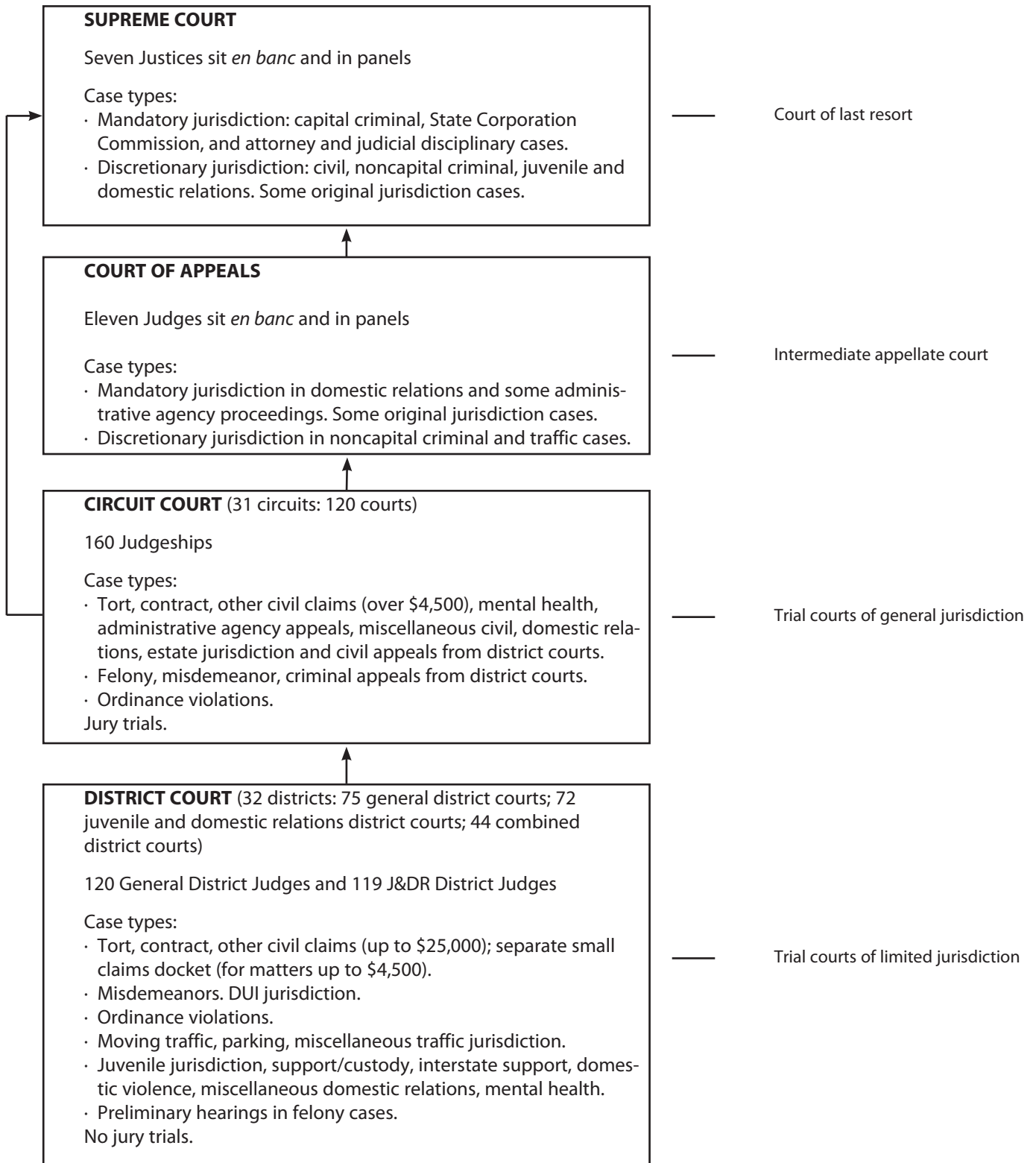
Virginia Judicial Branch .....	4
Virginia Courts Structure.....	5
Magistrate System Organizational Chart .....	6
State of the Judiciary Address .....	7
Office of the Executive Secretary.....	13
Administration in Virginia’s Courts .....	13
Awards and Honors .....	16
Fiscal Snapshot FY2018.....	16
Policy-Making Bodies.....	23
Judicial Council of Virginia .....	24
Committees of the Judicial Council of Virginia.....	25
Committees of the Judicial Conference of Virginia.....	26
Committee on District Courts .....	27
Advisory Committees of the Committee on District Courts .....	28
Committees of the Judicial Conference of Virginia for District Courts .....	29
Access to Justice Commission .....	30
Advisory Committee on Domestic Violence Issues in Virginia’s Courts.....	31
State Drug Treatment Court Advisory Committee .....	32
District Court Staffing Model Workgroup.....	33
Virginia’s Justices, Judges, and Magistrates.....	35
Justices of the Supreme Court of Virginia .....	36
Judges of the Court of Appeals of Virginia .....	37
Judicial Boundaries .....	38
Circuit Court Judges .....	39
General District Court Judges .....	43
Juvenile & Domestic Relations District Court Judges.....	45
Magistrate System Regional Map .....	49
Magistrates .....	50
Statistical Information in Brief.....	55
Supreme Court of Virginia.....	56
Court of Appeals of Virginia.....	58
Circuit Court.....	60
General District Court.....	62
Juvenile and Domestic Relations District Court.....	64
Magistrate System .....	66
Appendix	
Trial Court Statistics	

# Virginia Judicial Branch



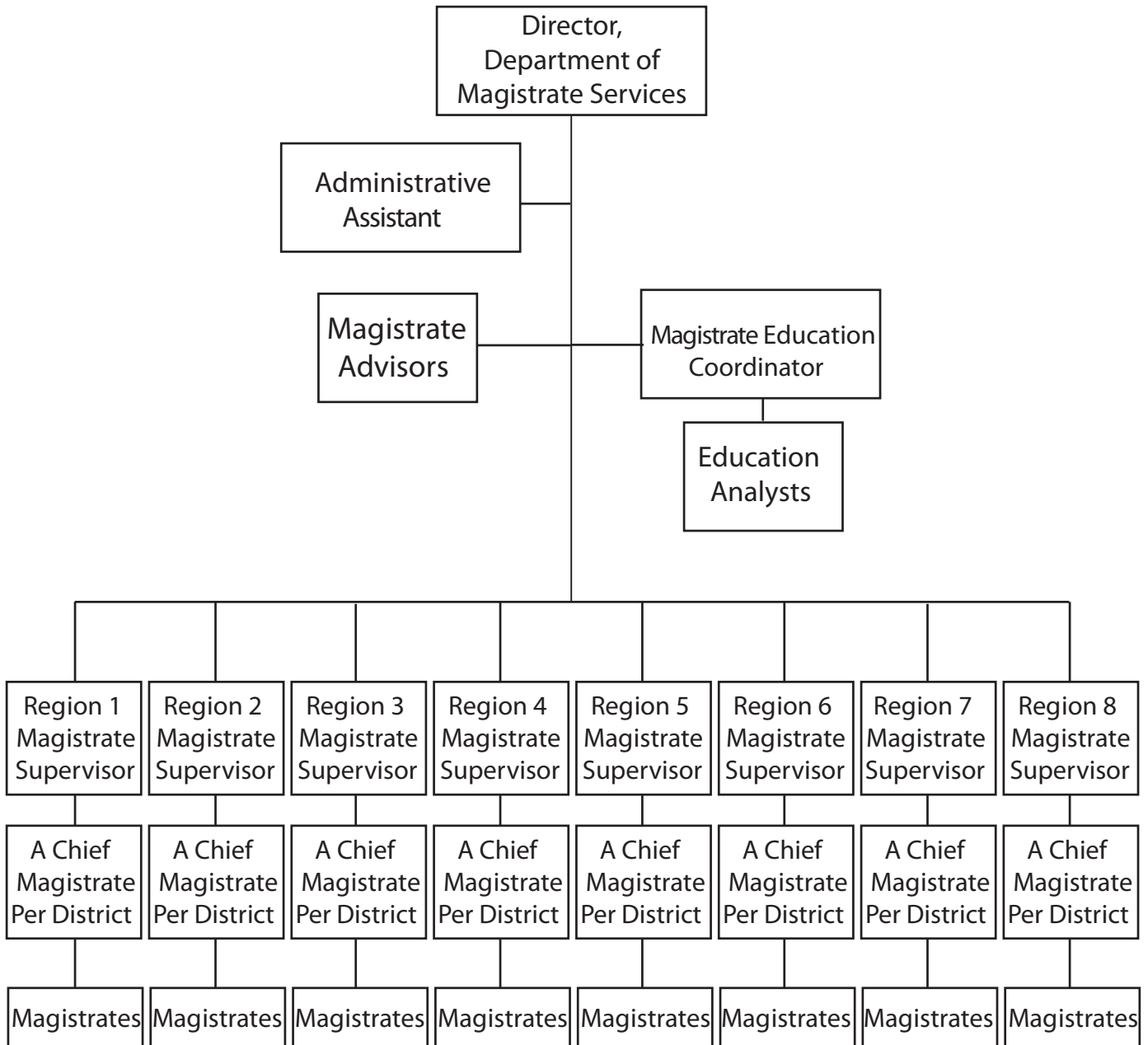
Route of Appeal →

# Virginia Courts Structure



(As of December 31, 2018)

# Department of Magistrate Services





# State of the Judiciary Address

*Presented on May 15, 2018, to the Judicial Conference of Virginia, by the Honorable Donald W. Lemons, Chief Justice.*

In years past, the state of the judiciary presentation has been much like a report card. There have been too many subjects to talk about and it has been too long. This year I would like to do something different. I have identified several important topics to address and I will leave the remainder to a letter that you will receive and read, or not, at your leisure. This will allow me to include some remarks that I think are even more important to present today.



The Honorable Donald W. Lemons  
Chief Justice of the Supreme Court of Virginia

**We now have 435 authorized judges.... With retirements and accompanying uncertainty with the budget, we currently will have 402 funded positions on July 1, 2018.**

The General Assembly left town without a budget. This is nothing to be unduly worried about. It has happened before and most certainly it will happen again. Not only are there differences of opinion concerning expenditures in the budget, there are significant issues about sources of revenue. I have no doubt that our legislature, after a few rounds, will emerge from the fray with a workable budget for the Commonwealth.

The General Assembly requested the court to present an updated weighted caseload study to them prior to the 2018 Session. You will recall that the 2014 caseload study had recommended 429 judgeships. In the 2018 fiscal year we had only 407 funded judgeships. Quite a few judges were somewhat unhappy that they were being

asked to keep track of time spent on specific cases again. A few said that they had left law practice in part so that they would not have to keep time. I am sympathetic. And I thank you for your efforts. As I am sure you know, a statute defines the number and location of authorized judges. We now have 435 authorized judges. But that alone does not get a warm body on the bench. There must be an appropriation. With retirements and accompanying uncertainty with the budget, we currently will have 402 funded positions on July 1, 2018. In the days and weeks ahead, I am confident that more positions will be funded. How many and where are still the subject of debate. Simply stated, we need more judges.

Additionally, the Office of the Executive Secretary has certain metrics to assess the need for Deputy Clerks in the General District and Juvenile and Domestic Relations Courts. I am unhappy to report that we are 271 positions below needs state-wide. In March of 2018 we had 54 district courts staffed below 80% of demonstrated need with 6 of those district courts below 60% of demonstrated need. With this acute shortage, the OES, the Committee on District Courts and I are doing the best we can to allocate resources to the most needy courts. Without being overly dramatic, it is like battlefield

## State of the Judiciary Address

triage. Our population continues to grow. The demands of our citizens for court services increase accordingly. Simply stated, we need more deputy clerks.

Some of you have expressed concern about a bill that passed the General Assembly and has been signed into law requiring that judges on the recall list be certified by Senate and House Courts Committees before the Chief Justice may engage them in service. It is abundantly clear in Virginia that the legislature selects judges. This bill simply extends the process into retirement and recall years. The great bulk of our recall judges do splendid work. But when a recall judge is not performing properly, the word gets to our legislators. This new law allows the legislature to exercise oversight in the recall process. Some recall judges have expressed concern that they will be routinely called to Richmond every 3 years for interviews. From my discussions with members of House and Senate courts committees, these concerns are not warranted. There may be a few such interviews and there may be a few instances where the opportunity for an interview is not extended. But they will be few. They have to be few because we need the services of our

**In calendar year 2017, recall judges served 5,111 days in circuit courts and 4,929 days in district courts...the judiciary would be severely disabled without our recall judges.**

recall judges in order meet the demands of the public. In calendar year 2017, recall judges served 5,111 days in circuit courts and 4,929 days in district courts. Under our current circumstances, the judiciary would be severely disabled without our recall judges. And it is to you, our retired

judges, that I extend my thanks and gratitude. We could not serve the citizens of the Commonwealth without you.

There have been a number of important developments in the JPE program during the past year. The pilot appellate JPE took place in 2017. Justice Powell, Judge Chafin, and I were the first three appellate judges to be evaluated. Three Court of Appeals judges (Judges Beales, Decker, and Petty) will have interim evaluations in 2018. That process is underway, and reports are expected by the end of June.

There are 166 trial court judges scheduled for evaluation during 2018. Of those, 57 judges will complete end-of-term evaluations for re-election

**Beginning in 2018, court reporters have been added to the JPE program as a new respondent group.**

during the 2019 session of the General Assembly. All judges receiving end-of-term evaluations are expected to have their reports in hand by September 1, 2018.

In 2017, 47 end-of-term reports were furnished to the General Assembly. One judge retired and did not seek re-election, one judge passed away, and one judge was not nominated for re-election. The remaining judges were re-elected.

Beginning in 2018, court reporters have been added to the JPE program as a new respondent group. Clerks in circuit and district courts are asked to collect names of court reporters who work in the courtroom where the evaluated judge sits for a period of three months prior to survey distribution. The clerks have been very helpful in collecting the names, and the court reporters have had a very good response rate. In fact, court

## State of the Judiciary Address

**I believe a judge should be animated and informed by allegiance, deference, courage, and humility.**

reporters have provided a higher response rate than attorneys to the evaluations.

As I mentioned, there are many other subjects of great interest to the judiciary. I will address them in a letter to you. But now I would like to segue to something of even greater importance.

What is the role of a judge in the American system of government? What makes a good judge? Some people may choose different things to emphasize, but today I would like to share with you my own views.

I believe a judge should be animated and informed by allegiance, deference, courage, and humility.

1. The allegiance is to an oath of office that requires adherence to the rule of law in the affairs of our citizens and fidelity to the commands of our constitutions and statutes. A judge must never substitute personal views for those expressed in our laws. I remember a day while serving as a Circuit Court Judge in the City of Richmond when a lawyer tendered an order for me to sign. I reviewed the document and said to the lawyer, “I do not have authority to do this,” to which the lawyer responded, “Judge you may not have the authority, but you do have the power.” I remembered my oath. It is your oath as well. “I do solemnly swear that I will uphold the Constitution of the United States and the Constitution of the Commonwealth of Virginia and that I will faithfully and impartially discharge all of the duties incumbent upon me as a Judge.” As I handed the tendered order back to the lawyer, I said what I hope would be your response as well:

“The day that I knowingly exercise power without authority is the day that I forfeit my office as Judge.”

2. The deference I speak of is to the executive and legislative branches of government which by their method of selection and breadth and scope of powers are closer to the will of the people. On matters of public policy, they are far better able to arrive at democratic solutions to problems and issues than the judiciary is intended to be. Throughout our history, many a case has considered the concept of separation of powers and sought to draw lines between branches of government. Sometimes independent powers are clear; however, in many instances those lines are not sharply drawn. The territory is occupied by more than one branch of government. Here, institutional respect is required from all branches of government if workable solutions are to be achieved.

3. A judge must have courage to make decisions consistent with the oath of office — decisions that may be unpopular and may be in tension with the other branches of government. Our system of government presumes majority rule; however, embedded in our collective values is respect for and protection of minority rights. If we are candid we will confess that at times in our history we have failed to adhere to these principles. But our episodic failures must not keep us from renewing our commitment to these principles and striving to do better. When basic rights and freedoms are at issue, our citizens often seek relief in the judicial branch of government. On these occasions, which should be infrequent, a judge must have courage to fulfill the oath of office, however unpopular it may be.

4. Finally, a judge must demonstrate humility — jurisprudential and personal humility. A judge must resist temptation to usurp the roles and prerogatives of coordinate branches. It is not ours to promote social agendas or broad public policy initiatives. A deliberate and measured restraint is required of a judge.

There are enormous responsibilities that come with wearing the robe. Chief among these

## *State of the Judiciary Address*

**One who wears the robe must understand that we are the servants — servants of the law and servants of the people. Simply stated, all participants in the judicial system expect, deserve and must receive courtesy and respect from those who are privileged to wear the robe.**

is the attitude and demeanor of humility. One who wears the robe must understand that we are the servants — servants of the law and servants of the people. Simply stated, all participants in the judicial system expect, deserve and must receive courtesy and respect from those who are privileged to wear the robe.

We must always remember what we do is not personal; it is institutional. We must protect the dignity of the office. A certain amount of personal gravitas goes a long way to communicate this fundamental concept. More and more citizens are representing themselves in the courts of our country and many of them get their ideas about how people are supposed to behave from popular television shows. Sometimes their behavior is way out of line. Sometimes it is combative — even toward the judge. But a judge should never respond to a litigant, clerk, Sheriff, police officer, witness or lawyer in a manner that reveals the judge has taken the matter personally. The institution may be deserving of great respect, but the judge should never take the matter personally. It must be said that holding someone in contempt of court should be a remedy of last resort. Of course, some behavior is so immediately and grossly improper that the last resort has come quickly, but these circumstances should be rare.

When I served on the Circuit Court of the City of Richmond, Chief Justice Carrico called me and asked if I would handle a case in another jurisdiction. I immediately said I would be happy to assist and inquired about the nature of the case. It was a de novo appeal of an unlawful detainer and all the judges in the entire circuit recused themselves. I asked, “Is it commercial in nature?” The answer was “no.” “Does it involve political figures in the community?” The answer was “no.” “Can you shed some light on why all of the judges in the circuit have recused themselves.” The answer was, “I don’t know.”

Curious but uninformed, I travelled to this courthouse some distance from Richmond. After the solemnities of court were intoned, I said to all present, “you may be seated.” Everybody accepted the invitation except the woman who was sitting at the plaintiff’s table. As politely as I could, I said, “Ma’am, you may sit down as well.” Her response was rather strongly stated: “No, I want to stand.” “Alright Ma’am, you may stand, but at any time if you want to sit down, go ahead and do so.” Before I could say anything else, she read from a sheet of paper, “I want to recuse you.” I told her that we pronounce that word “recuse”, but I know what you mean — you don’t want me to hear your case.” “That’s right” she replied.

“Alright Ma’am, we will take up that matter first. You need to have a good reason to recuse a judge. What is yours?” She said, “it’s simple, you are too stupid to hear my case.” An audible gasp was heard in the sizeable audience and I noticed that the deputy sheriff was moving in her direction. Without making eye contact, I waived off the sheriff. I paused for a moment and then said, “you know Ma’am I know some people who might agree with you, but the difference between them and you is that they actually know me. Without having any prior contact with me, how can you conclude that I am too stupid to hear your case?” Her response was more revealing than anyone had expected. She said, “well you obviously aren’t smart enough to notice the toxic fumes that are coming off the walls of this courtroom and floating through the room.” It



## *State of the Judiciary Address*

was in that moment that I discovered why all the judges in the circuit had recused themselves. I denied the motion and the case proceeded – with a few bumps in the road –but we proceeded.

There were lawyers in the gallery and at least one law professor who told me later that they fully expected this woman to be held in contempt of court, and even suggested that most judges would have and they wondered what informed my response. I told them that I did not take what she said personally. My view of the role of a judge is such that I needed to move on and get the job done. Perhaps the matter could have evolved into far more egregious behavior that undermined the court institutionally, but it didn't.

There are judges who refer to where they sit with a robe as “my court.” “Here’s how things are done in my court.” I have never referred to the courtroom where I have been privileged to sit as “my court.” It belongs to the people. It is

a venerated institution. It has been in existence before me and it will be there long after I die. It is not mine. It is not personal. This relatively simple but profound realization is at the heart of professional humility. We are servants of the law. We are servants of the people. The Judge who knows this is a good judge.

My friends, I have sat where you sit. I have been there. I have done that. I can say with great appreciation for what you do that it is my honor to be your colleague in this enterprise that is called “judging.” May we all do so with allegiance to the rule of law, with appropriate deference to coordinate branches of government, with courage to do what is right even in the face of opposition, and with jurisprudential and personal humility that emphasizes that we are the servants – servants of the law, servants of the people.

May God bless you all.





# Office of the Executive Secretary

The Office of the Executive Secretary (OES) provides administrative assistance and direction to the courts of the Commonwealth and to Virginia's magistrates through its eleven departments and various related programs. The OES includes the office of the Assistant Executive Secretary and Counsel, the Court Improvement Program, Educational Services, Fiscal Services, Human Resources, Judicial Information Technology, Judicial Planning, Judicial Services, Legal Research, Legislative & Public Relations and Magistrate Services.



Karl Hade  
Executive Secretary

## Administration in Virginia's Courts

### **Assistant Executive Secretary & Counsel** *Edward M. Macon*

The Department of the Assistant Executive Secretary & Counsel supports the Executive Secretary, particularly with legal matters involving OES or the judicial branch.

### **Court Improvement Program** *Sandra Karison*

The office of the Court Improvement Program is responsible for court activities relating to children and families and for the qualification of lawyers as guardians *ad litem* for children and for incapacitated adults.

### **Educational Services** *Caroline E. Kirkpatrick*

The Educational Services Department's mission is to provide the Virginia judiciary learning opportunities for continued personal and professional growth. The department provides information and continuing education opportunities for judges, clerks, magistrates, substitute judges, special justices, and administrative hearing officers.


One of the major activities of the Educational Services Department is to develop, organize, conduct, and participate in conferences, orientation

programs, and other special in-state educational programs held annually. The following events were held during 2018 included:

Judicial Conference of Virginia  
Judicial Conference of Virginia for District Courts  
Conference for Virginia District Court Clerks  
Conference for Virginia Hearing Officers  
Pre-Bench Orientation

### **Fiscal Services** *John B. Rickman*

The Department of Fiscal Services is the court system's financial management center for the Supreme Court, Court of Appeals, circuit court judges, general district and J&DR district courts, magistrates, the Judicial Inquiry and Review Commission, and the Virginia Criminal Sentencing Commission.



## Judicial Administration

### Human Resources

*Renée Fleming Mills*

The mission of the Human Resources Department is to attract, develop and retain the most highly proficient workforce that supports the mission, vision, and goals of Virginia's judicial system. We endeavor to address the diverse human resources needs of Virginia's judicial system through guidance, consultation, and training.

### Judicial Information Technology

*Robert L. Smith*

The Department of Judicial Information Technology's (DJIT) mission is to support Virginia's Judiciary by providing and maintaining reliable, effective, innovative, and timely technology solutions for the courts' business processes.

### Judicial Planning

*Cyril W. Miller, Jr.*

The Department of Judicial Planning develops and maintains an effective planning capability within Virginia's judicial system. Working with judicial policy-making bodies (such as the Judicial Council of Virginia and the Committee on District Courts), the Department assists the Chief Justice and Supreme Court of Virginia in identifying present and future needs and developing and implementing innovative programs and solutions that address those needs. The Department is structurally divided between planning function staff and staff dedicated to specific programmatic or special projects.

### Judicial Services

*Paul F. DeLosh*

The Department of Judicial Services (DJS) serves as the liaison between the Judiciary's administrative offices and the courts throughout the Commonwealth, providing administrative services through publications, trainings, field visits, and the research and support of various programs. The Department serves the courts of this Commonwealth through its five divisions: Circuit Court Services, General District Court Services, Foreign Language Services, Dispute Resolution

Services, and Drug Treatment Court Services.

### Legal Research

*Steven L. Dalle Mura*

The Legal Research Department provides staff support and direct assistance to the Office of the Executive Secretary and the judiciary.

### Legislative & Public Relations

*Kristi S. Wright*

The Department of Legislative & Public Relations manages legislative matters, and handles media and public relations for Virginia's Judicial System.

### Magistrate Services

*Mason Byrd*

The Department of Magistrate Services (DMS) has over 400 employees, including magistrates, chief magistrates, magistrate regional supervisors and other support staff. Magistrates provide an independent, unbiased review of complaints and petitions brought by law enforcement officers, other government officials, and citizens.

During 2017, the Magistrate System selected a recipient for the annual Awards Recognition Program. There are six award categories: Outstanding Career Service, Distinguished Service, Innovative Advances, Constituency Services and Relations, Customer Service, and Personal Achievement. All awards, with the exception of Outstanding Career Service, are intended to provide recognition and appreciation for contributions during the calendar year. The Outstanding Career Service award recognizes an individual for accomplishments during his or her entire career with the Judicial System.

The District Court and Magistrate System Committee members as of December 2017 were as follows:

**Mr. Lawrence D. Black, Chief Magistrate**  
Seventeenth Judicial District

**Honorable Cressondra B. Conyers, Judge**  
Gloucester/Mathews/Middlesex Juvenile &  
Domestic Relations District Court



## *The Honorable Harry L. Carrico Outstanding Career Service Award*

**Honorable Randal J. Duncan, Judge**  
Montgomery General District Court

**Ms. Nora Green, Clerk**  
Henry County Juvenile & Domestic Relations  
District Court

**Ms. Susan S. Hutchison, Clerk**  
Alleghany Combined Court

### Presentation of Awards

Unless other arrangements are preferred, the awards are usually presented at the Magistrates' Statewide or Regional Conference. These awards are particularly significant because they reflect the appreciation of individuals with whom the recipients work with daily. Their associates recognize and thank these recipients for their resourcefulness, dedication, and persistence in tirelessly delivering high quality services and for continuously searching for ways to improve the system.

### Outstanding Career Service Award:

**M. Terry Williams**  
Montgomery County, District 27, Region

Nominated by Chief Magistrate Jill M. Long, Magistrate Williams was noted as being a team player with his willingness to always help the supervisor with the District during absences. He joined the Magistrate System on September 1, 1996 and retired on November 1, 2018. During his tenure, he assisted in the training process for newly hired magistrates using his vast knowledge of the system. Magistrate Williams is dependable, reliable and a model employee whose professionalism and performance are exemplified in the service of his duties. He was a true asset to the Magistrate System. Congratulations, Magistrate Williams!

In 2004, the Judicial Council of Virginia created an Outstanding Career Service Award in honor of the Honorable Harry L. Carrico, retired Chief Justice of Virginia. This award is presented annually to one who, over an extended career, demonstrates exceptional leadership in the administration of the courts while exhibiting the traits of integrity, courtesy, impartiality, wisdom, and humility. The 2018 recipient was the Honorable Wilford Taylor, retired judge of the Eighth Judicial Circuit of Virginia.

He was appointed to the Hampton General District Court in 1985, where he served until 1995, when he was elected a judge of the Hampton Circuit Court, Eighth Judicial Circuit of Virginia. Retired Judge Taylor served four terms as Chief Judge of the Hampton Circuit Court and retired in 2017. In December of 2017, Retired Judge Taylor began working in mediation. Retired Judge Taylor has served as a member of the Judicial Ethics Advisory Committee of the Supreme Court of Virginia, the Judicial Council of Virginia, the Supreme Court of Virginia's Judicial Performance Evaluation Taskforce, the Virginia Gender Bias in the Courts Task Force, and as chair of the Virginia Circuit Court Judges Benchbook Committee. He is a Judicial Member of the Virginia State Bar, the Old Dominion Bar Association, the Hampton Bar Association, and the Peninsula Bar Association. He is a Past President of the I'Anson-Hoffman American Inn of Court. Retired Judge Taylor is a retired U.S. Army colonel, 80th Division, Richmond, and a graduate of the Army War College, Carlisle Barracks, Pennsylvania. He is an Adjunct Professor of Law for the Trial Advocacy course at the Marshall-Wythe School of Law.

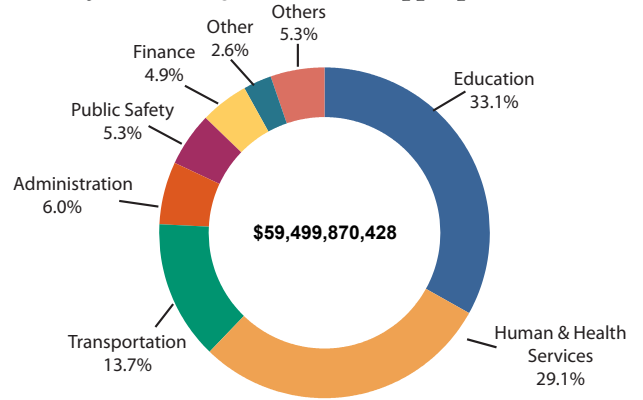
## Judicial Administration

### Fiscal Snapshot FY2018

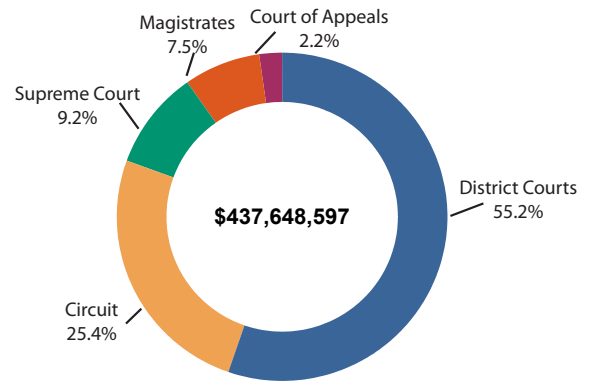
The General Assembly appropriated \$447.1 million for the judicial system for fiscal year 2018-2019. This constituted an increase of 2.6% from the \$435.3 million that was budgeted in fiscal year 2017-2018. These funds comprised less than one percent of the total state biennium budget.

Total judicial system expenditures in fiscal year 2018 totaled \$437.6 million. Of the total judicial system expenditures, 70.1% or \$307.0 million was for operational costs: personal services (salaries, wage and fringe benefits) totaled \$265.2 million (or 85.7% of operational costs) and automation needs, services, supplies, and equipment totaled \$41.8 (or 13.6% of operational costs). Grant funds, Criminal Fund costs, and costs related to the involuntary mental commitment (IMC) process constituted the remainder (\$130.6 million) of total court system expenditures in fiscal year 2018.

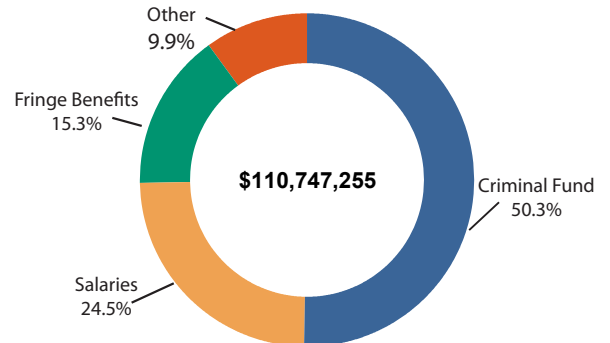
Display 1  
*Judiciary's Share of 2017-2018 Appropriations*



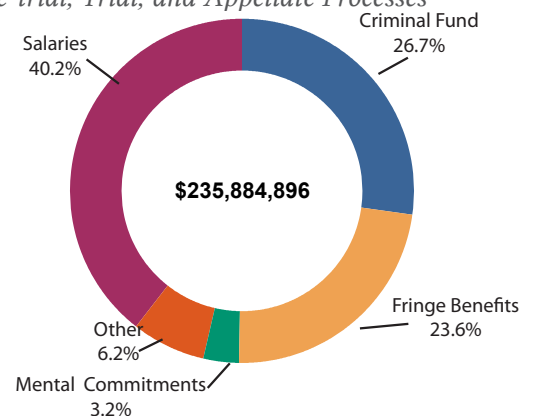
Display 2  
*Judiciary's Distribution of 2017-2018 Appropriations*



Display 3  
*Circuit Court Expenditures 2017-2018*  
*Pre-trial, Trial, and Appellate Processes*



Display 4  
*District Court Expenditures 2017-2018*  
*Pre-trial, Trial, and Appellate Processes*



## Judicial Administration

Table 1  
*Pre-Trial and Appellate Processes*  
*Fiscal Year 2018 Expenditures*

	Supreme Court	Court of Appeals	Circuit Courts*	District Courts	Magistrate System	Total	% of Total
Personal Service Costs							
Salaries/Judges/Justices	1,591,198	2,222,518	27,230,220	36,647,135	0	67,691,071	25.5%
Salaries/Other Employees	13,149,175	3,875,536	856,025	60,673,664	20,843,263	99,397,663	37.5%
Wage	243,133	0	0	1,146,572	215	1,389,920	0.5%
Substitute/Retired Judges	0	0	1,266,200	1,937,550	0	3,203,750	1.2%
Fringe Benefits	6,624,713	2,839,904	17,524,524	56,737,390	9,832,169	93,558,700	35.3%
<b>Total</b>	<b>21,608,219</b>	<b>8,937,958</b>	<b>46,876,969</b>	<b>157,142,311</b>	<b>30,675,647</b>	<b>265,241,104</b>	<b>86.4%</b>
CAIS/MIS	7,797,952	62,655	5,939,951	9,206,920	1,240,014	24,247,492	58.1%
Services	5,608,999	224,427	1,044,746	3,320,709	585,709	10,784,590	25.8%
Supplies/Equipment	512,996	53,165	460,522	2,121,023	256,010	3,403,716	8.2%
Insurance/Rentals	2,450,820	505,733	36,677	287,405	41,426	3,322,061	8.0%
<b>Total</b>	<b>16,370,767</b>	<b>845,980</b>	<b>7,481,896</b>	<b>14,936,057</b>	<b>2,123,159</b>	<b>41,757,859</b>	<b>13.6%</b>
<b>Total Operations</b>	<b>37,978,986</b>	<b>9,783,938</b>	<b>54,358,865</b>	<b>172,078,368</b>	<b>32,798,806</b>	<b>306,998,963</b>	<b>100.0%</b>
Grant Activity	4,683,642	0	0	0	0	4,683,642	3.6%
Criminal Fund	4	15	56,630,649	62,288,731	0	118,919,399	91.0%
Invol. Mental Commit. Fund	0	0	0	7,046,592	0	7,046,592	5.4%
<b>Total Other</b>	<b>4,683,646</b>	<b>15</b>	<b>56,630,649</b>	<b>69,335,323</b>	<b>0</b>	<b>130,649,633</b>	<b>100.0%</b>
<b>GRAND TOTAL</b>	<b>42,662,632</b>	<b>9,783,953</b>	<b>110,989,514</b>	<b>241,413,691</b>	<b>32,798,806</b>	<b>437,648,596</b>	
Positions	156.6	69.1	165.0	1,877.8	446.2	2,714.7	

\*These figures do not include the state funds expended in support of the circuit court clerks' offices and their staff members. It also does not include locally funded positions.

Table 2  
*Judicial Appropriations*

Agency/Program	Expended FY 17-18	Budgeted* FY 18-19
Supreme Court		
Appellate Review	10,258,444	14,924,170
Law Library Services	1,057,334	1,057,444
General Management & Direction	30,280,503	32,225,031
Judicial Training	1,066,351	899,140
<b>Total</b>	<b>42,662,632</b>	<b>49,105,785</b>
Court of Appeals		
Appellate Review	9,783,955	9,753,238
Circuit Courts		
Trial Process	110,989,514	113,976,455
District Courts		
General	115,246,628	117,958,469
Trial Process		
Juvenile & Domestic Relations	103,239,304	98,711,729
Trial Process		
Combined	22,927,758	23,744,526
Trial Process		
<b>District Courts Total</b>	<b>241,413,690</b>	<b>240,414,724</b>
Magistrate System		
Pre-Trial Assistance	32,798,806	33,859,000
<b>GRAND TOTAL</b>	<b>437,648,597</b>	<b>447,109,202</b>
* 2018-20 Appropriations Act - Chapter 854		

## Judicial Administration

### Grant Activity

Grant activity in FY 2018 totaled \$4.7 million. The largest single expenditure of funds on grant activities (\$3,008,243) occurred with the U.S.

Department of Services for the Drug Court Programs in Virginia. Details of all grant activity are listed below.

Table 3  
*Grant Activity During Fiscal Year 2018*

Grant Number	Title	Duration	Awarded	Expended thru FY2018
<b>U.S. Department of Justice (Federal)</b>				
2010-WC-AX-K012	Pulaski Protective Order	10/1/14-06/30/17	\$100,000	\$100,000
#60118	Drug Court Programs in VA (non federal)	each fiscal year	\$3,209,000	
	Vivitrol Pilot	prior yr carry forward	\$176,921	\$3,008,243
	plus carry-forward		\$100,000	\$17,396
	Additional Drug Courts		\$82,683	\$62,612
	plus carry-forward		\$960,000	
			\$241,582	\$248,268
<b>U.S. Dept Health &amp; Human Services</b>				
G-1601VASCIP	CIP-Basic	10/01/15-09/30/17	\$235,204	\$235,204
G-1601VASCIT	CIP-Training	10/01/15-09/30/17	\$208,900	\$208,900
G-1601VASCID	CIP-Data Sharing	10/01/15-09/30/17	\$208,900	\$208,900
G-1701VASCIP	CIP-Basic	10/01/16-09/30/18	\$235,197	\$34,980
G-1701VASCIT	CIP-Training	10/01/16-09/30/18	\$208,958	\$16,068
G-1701VASCID	CIP-Data Sharing	10/01/16-09/30/18	\$208,958	\$16,205
<b>VA Department of Criminal Justice Services</b>				
#17-O4161VA16	VSTOP/I-CAN	01/01/17-12/31/17	\$155,187	\$147,627
#18-P4161VA17	VSTOP/I-CAN	01/01/18-12/31/18	\$155,187	\$60,952
<b>VA Department of Motor Vehicles</b>				
TR-2017-57279	Improve Highway Data	10/01/16-09/30/17	\$44,850	\$36,984
154AL-2017-57372	Judicial Outreach	10/01/16-09/30/17	\$71,250	\$49,965
CP-2017-57401	Judicial Outreach	10/01/16-09/30/17	\$23,750	\$9,611
M60T-2017-57291	Reduce Impaired Driving	10/01/16-09/30/17	\$132,500	\$82,496
FTR-2018-58286	Improve Highway Data	10/01/17-09/30/18	\$44,850	\$11,592
154AL-2018-58383	Judicial Outreach	10/01/17-09/30/18	\$71,250	\$17,005
CP-2018-58381	Judicial Outreach	10/01/17-09/30/18	\$23,750	\$5,617
M60T-2018-58342	Reduce Impaired Driving	10/01/17-09/30/18	\$141,600	\$115,297
<b>VA Department of State Police</b>				
2011-NS-BX-K007	FY2011 NARIP	10/01/11-09/30/18	\$481,850	\$351,068
2013-DG-BX-K018	FY2013 NCHIP	10/01/13-09/30/18	\$164,806	\$130,756
2014-RU-BX-K033	FY2014 NCHIP	10/01/14-09/30/18	\$304,004	\$259,941
2016-NS-BX-K017	FY2016 NARIP	10/01/16-09/30/18	\$241,779	\$119,680
2016-RU-BX-K022	FY2016 NCHIP	10/01/16-06/30/18	\$162,745	\$2,023
<b>VA Dept Soc Services</b>				
#CSE-16-038	MOU SCV and DSS	10/01/17-09/30/18	\$85,000	\$45,038



## Judicial Administration

### Utilization of Substitute and Retired Recalled Judges in the District Courts

In order to meet demands placed upon the courts when a vacancy exists on the bench, when a sitting judge is asked to fulfill certain administrative duties, or when a sitting judge must disqualify or recuse himself or herself in conflict cases, the district courts must call upon substitute judges and recall retired judges to assist in the processing of cases. During 2017, the total cost of the utilization of substitute and retired recalled judges in the district courts totaled about \$1.9 million for a total of 8,454 days (33.8 full-time equivalency positions) equating to an average of 34.2 days per district court judge. Table 4.

### Utilization of Retired Recalled Judges in the Circuit Courts

The circuit courts also face the need to recall retired judges from time to time to assist with the caseloads of the courts and provide adequate resources when temporary judicial vacancies exist. In order to meet these demands placed upon the courts, the circuit courts during 2017 utilized retired judges for 3,989 days at a total cost of \$1.2 million. This represented 15.95 full-time equivalent positions. Table 5.

Utilization of Substitute and Retired Recalled Judges Highlights	
Circuit Court Cost	\$978,450
District Court Cost	\$1,980,400
Circuit Court Average	24.2 Days per Judge
District Court Average	35.5 Days per Judge

## Judicial Administration

Table 4  
*Utilization of Substitute and Retired Recalled Judges\**  
 January 1, 2018 - December 31, 2018

Dist	General District Courts			J&DR District Courts			Comb. District Courts			District Court Totals				
	RR Days	Sub Days	Total Cost (\$)	RR Days	Sub Days	Total Cost(\$)	RR Days	Sub Days	Total Cost(\$)	Total Days	Total Cost(\$)	Util FTE	Curr FTE	Days/Judge
1	70.0	30.5	23,600	52.0	116.5	36,300	0.0	0.0	0	269.0	59,900	1.076	7	38.4
2	53.0	57.0	24,650	172.0	147.0	72,400	0.0	0.0	0	429.0	97,050	1.716	12	35.8
3	17.0	68.5	17,950	31.0	125.0	32,750	0.0	0.0	0	241.5	50,700	.966	6	40.3
4	295.0	66.5	87,050	101.0	204.5	66,150	0.0	0.0	0	667.0	153,200	2.668	9	74.1
5	30.0	13.0	10,100	14.0	15.0	6,500	15.0	6.0	4,700	93.0	21,300	.372	5	18.6
6	0.0	0.0	0	0.0	0.0	0	70.0	81.0	33,700	151.0	33,700	.604	6	25.2
7	220.0	14.0	57,800	203.0	45.5	59,850	0.0	0.0	0	482.5	117,650	1.93	7	68.9
8	180.0	13.0	47,600	125.0	96.5	50,550	0.0	0.0	0	414.5	98,150	1.658	5	82.9
9	44.0	35.5	18,100	102.0	45.5	34,600	3.0	0.5	850	230.5	53,550	.922	6	38.4
10	24.0	13.0	8,600	16.0	13.0	6,600	17.0	24.5	9,150	107.5	24,350	.43	6	17.9
11	21.0	10.0	7,250	8.0	13.0	4,600	79.0	49.5	29,650	180.5	41,500	.722	5	36.1
12	68.0	45.0	26,000	23.0	83.5	22,450	0.0	0.0	0	219.5	48,450	.878	11	20.0
13	152.0	42.0	46,400	111.0	49.5	37,650	0.0	0.0	0	354.5	84,050	1.418	10	35.5
14	71.0	18.0	21,350	103.0	75.0	40,750	0.0	0.0	0	267.0	62,100	1.068	10	26.7
15	249.0	71.0	76,450	83.0	106.5	42,050	19.0	15.0	7,750	543.5	126,250	2.174	16	34.0
16	71.0	31.5	24,050	73.0	17.5	21,750	38.0	4.0	10,300	235.0	56,100	.94	9	26.1
17	67.0	62.0	29,150	40.0	12.0	12,400	0.0	0.0	0	181.0	41,550	.724	5	36.2
18	27.0	35.0	13,750	11.0	40.0	10,750	0.0	0.0	0	113.0	24,500	.452	4	28.3
19	282.0	25.0	75,500	92.0	285.0	80,000	0.0	0.0	0	684.0	155,500	2.736	17	40.2
20	182.0	49.0	55,050	22.0	102.0	25,900	6.0	2.5	2,000	363.5	82,950	1.454	7	51.9
21	17.0	72.0	18,650	46.0	5.5	12,600	0.0	0.0	0	140.5	31,250	.562	3	46.8
22	48.0	18.0	15,600	39.0	12.5	12,250	0.0	0.0	0	117.5	27,850	.47	6	19.6
23	100.0	50.5	33,975	47.0	21.5	16,050	20.0	10.5	6,975	249.5	57,000	.998	9	27.7
24	82.0	7.0	21,900	59.0	53.5	25,450	0.0	0.0	0	201.5	47,350	.806	8	25.2
25	27.0	85.0	23,750	15.0	68.0	17,350	161.0	37.5	47,250	393.5	88,350	1.574	7	56.2
26	72.0	18.5	21,700	101.0	53.0	35,850	0.0	0.0	0	244.5	57,550	.978	11	22.2
27	111.0	42.5	36,250	34.0	55.0	19,500	52.0	43.0	21,600	337.5	77,350	1.35	10	33.8
28	43.0	32.5	17,250	49.0	29.5	18,025	0.0	0.0	0	154.0	35,275	.616	5	30.8
29	1.0	11.0	2,450	2.0	8.5	2,075	1.0	51.0	10,450	74.5	14,975	.298	5	14.9
30	1.0	19.0	4,050	8.0	32.0	8,400	4.0	31.5	7,300	95.5	19,750	.382	4	23.9
31	120.0	21.5	34,300	55.0	153.5	44,450	0.0	0.0	0	350.0	78,750	1.4	10	35.0
<b>32(2A)</b>	34.0	3.0	9,100	9.0	5.5	3,350	0.0	0.0	0	51.5	12,450	.206	2	25.8
<b>Total</b>	<b>2,779.0</b>	<b>1,080.0</b>	<b>\$909,375.00</b>	<b>1846.0</b>	<b>2,090.5</b>	<b>\$879,350</b>	<b>485.0</b>	<b>356.5</b>	<b>\$191,675</b>	<b>8,637.0</b>	<b>\$1,980,400</b>	<b>34,548</b>	<b>243</b>	<b>35.5</b>

\*Substitute/retired recalled judge days include days where a substitute judge was called upon to sit because of an existing vacancy on the bench.

## Judicial Administration

Table 5  
*Utilization of Retired Recalled Circuit Judges\* Days Utilized and Expenditures*  
 January 1, 2018 - December 31, 2018

Circuit	Total Days	Total Cost	Current FTE	Utilized FTE
<b>1</b>	193	\$48,250	5	0.77
<b>2</b>	57	\$14,250	9	0.23
<b>3</b>	79	\$19,750	4	0.32
<b>4</b>	54	\$13,500	8	0.22
<b>5</b>	145	\$36,250	3	0.58
<b>6</b>	76	\$19,000	2	0.30
<b>7</b>	53	\$13,250	5	0.21
<b>8</b>	288	\$72,000	3	1.15
<b>9</b>	253	\$63,250	4	1.01
<b>10</b>	98	\$24,500	4	0.39
<b>11</b>	19	\$4,750	3	0.08
<b>12</b>	57	\$14,250	6	0.23
<b>13</b>	286	\$71,500	7	1.14
<b>14</b>	14	\$3,500	5	0.06
<b>15</b>	298	\$74,500	11	1.19
<b>16</b>	378	\$94,500	5	1.51
<b>17</b>	77	\$19,250	3	0.31
<b>18</b>	82	\$20,450	3	0.33
<b>19</b>	99	\$24,750	15	0.40
<b>20</b>	421	\$105,250	4	1.68
<b>21</b>	16	\$4,000	3	0.06
<b>22</b>	22	\$5,500	4	0.09
<b>23</b>	37	\$9,250	5	0.15
<b>24</b>	31	\$7,750	5	0.12
<b>25</b>	133	\$33,250	5	0.53
<b>26</b>	101	\$25,250	8	0.40
<b>27</b>	63	\$15,750	6	0.25
<b>28</b>	67	\$16,500	3	0.27
<b>29</b>	26	\$6,250	5	0.10
<b>30</b>	10	\$2,500	4	0.04
<b>31</b>	363	\$90,750	5	1.45
<b>32 (2A)</b>	20	\$5,000	0	0.08
<b>Total</b>	3,916.0	\$978,450	162	

\*Substitute/retired recalled judge days include days where a substitute judge was called upon to sit because of an existing vacancy on the bench.





# Judicial Policy-Making Bodies, Commissions, and Study Groups

Judicial Council of Virginia

Committees of the Judicial Council of Virginia

Committees of the Judicial Conference of Virginia

Committee on District Courts

Committees of the Judicial Conference of Virginia for District Courts

Access to Justice Commission

Advisory Committee on Domestic Violence Issues in Virginia's Courts

District Court Staffing Model Workgroup

State Drug Treatment Court Advisory Committee

# Judicial Council of Virginia

The Judicial Council of Virginia is charged with the responsibility for making a continuous study of the organization, rules and methods of procedure and practice of the judicial system of the Commonwealth. It is also responsible for examining the work accomplished and results produced by the system and its individual offices and courts. A report of the proceedings and recommendations of the Council is made to the General Assembly and to the Supreme Court on an annual basis.

The Chief Justice of the Supreme Court is presiding officer for the Council whose membership includes one Court of Appeals judge, six circuit court judges, one general district court judge, one juvenile and domestic relations district court judge, two attorneys qualified to practice in the Supreme Court and the Chairmen of the Committees for Courts of Justice in the Virginia Senate and House of Delegates. Council members are appointed by the Chief Justice and serve for four years or at the pleasure of the Chief Justice.

The Honorable Donald W. Lemons, Chief Justice, Chair

The Honorable Marla Graff Decker, Chief Judge, Court of Appeals of Virginia

The Honorable Jerrauld C. Jones, Judge

The Honorable Joseph W. Milam, Jr., Judge

The Honorable Nolan B. Dawkins, Judge

The Honorable Cheryl V. Higgins, Judge

The Honorable Clifford L. Athey, Jr., Judge

The Honorable Deanis Simmons, Judge

The Honorable Deborah V. Bryan, Judge

The Honorable George Barton Chucker, Judge

The Honorable Mark D. Obenshain, Member, Senate of Virginia

The Honorable Robert B. Bell, Member, Virginia House of Delegates

James A. Leftwich, Jr.\*

Monica Taylor Monday, Esquire

Lucia Anna Trigiani, Esquire

Karl R. Hade, Executive Secretary (Ex-officio)

\*Designee of Delegate Robert B. Bell

(As of January 2019)

# Committees of the Judicial Council of Virginia

## **Executive Committee**

The Honorable Donald W. Lemons, Chief Justice  
The Honorable Glen A. Huff, Chief Judge  
The Honorable Jerrauld C. Jones, Judge  
The Honorable Cheryl V. Higgins, Judge

## **Judicial Administration**

The Honorable Joseph W. Milam, Jr., Chair  
The Honorable Nolan B. Dawkins  
The Honorable Deborah V. Bryan  
Lucia Anna Trigiani, Esq.

## **Standing Committee on Commissioners of Accounts**

John H. Rust, Esq., Chair  
The Honorable Mary Jane Hall  
The Honorable Catherine C. Hammond  
The Honorable Tommy L. Moore  
Stuart W. Blain  
Scott A. Butler, Esq.  
Eric D. Chason, Esq.  
Jeanne P. Dahnk, Esq.  
H. Michael Deneka, Esq.  
R. Jefferson Garnett, Esq.  
Cullen B. Gibson, Esq.  
Robert E. Hawthorne, Esq.  
Leighton S. Houck, Esq.  
Elizabeth C. Morrogh, Esq.

## **Advisory Committee on Rules of Court**

Kent Sinclair, Professor of Law, Chair  
The Honorable Mary Malveaux, Judge  
The Honorable Wesley Russell, Jr., Judge  
The Honorable John Tran., Judge  
The Honorable Susan Whitlock, Judge  
The Honorable Anita Filson, Judge  
The Honorable Sage Johnson, Judge  
The Honorable Thomas O. Bondurant, Judge  
The Honorable Deborah Bryan, Judge  
The Honorable Wendy Hughes, Clerk  
Hamilton Bryson, Professor of Law  
Megan L. Clark, Esq.  
Rhonda Quagliana, Esq.  
Bryan Grimes Creasy, Esq.  
Stuart Raphael, Esq.  
Edward B. Lowry, Esq.  
Sandra Rohrstaff, Esq.

# Committees of the Judicial Conference of Virginia

The **Judicial Conference of Virginia** was organized to discuss and to consider means and methods of improving the administration of justice in the Commonwealth. Active members include the Chief Justice and Justices of the Supreme Court, all judges of the Court of Appeals and the circuit courts and all retired Justices and judges of these courts. The Chief Justice serves as President of the Conference.

Six circuit court judges, one Court of Appeals judge and one retired judge are elected to serve on the Conference's Executive Committee. The Conference conducts its business through three standing committees. The Executive Committee: serves two year terms with a two-term limit. All other committees serve three-year terms with a two term limit

## **Executive Committee**

The Honorable Donald W. Lemons, Chief Justice, Chair  
The Honorable Marla Graff Decker, Chief Judge  
The Honorable Cleo E. Powell\*, Justice  
The Honorable Michael L. Moore  
The Honorable Michael F. Devine  
The Honorable Paul W. Cella  
The Honorable Mary Jane Hall  
The Honorable David B. Carson  
The Honorable Cheryl V. Higgins  
The Honorable Margaret P. Spencer

## **Judicial Administration**

The Honorable Marla Graff Decker, Judge, Chair  
The Honorable Louise DiMatteo  
The Honorable Sage B. Johnson  
The Honorable Richard E. Moore  
The Honorable Marjorie Arrington  
The Honorable Joi Jeter Taylor  
The Honorable Penney Azcarate  
The Honorable Patricia Kelly

## **Judicial Education**

The Honorable Junius P. Fulton, III, Chair  
The Honorable Glenn R. Croshaw  
The Honorable Joseph J. Ellis  
The Honorable Daniel S. Fiore, II  
The Honorable Deanis L. Simmons  
The Honorable Kimberley S. White  
The Honorable Patricia Kelly

(As of March 2019)

\*By Invitation of the Chief Justice



# Committee on District Courts

The **Committee on District Courts (CDC)** was created to assist the Chief Justice in the administrative supervision of Virginia's unified court system. Among the statutorily mandated responsibilities of the CDC are recommending new judgeships and certifying the need to fill district court vacancies, authorizing the number of clerks, magistrates and personnel in each district, establishing guidelines and policies for court system personnel and fixing salary classification schedules for district court personnel and magistrates.

Membership of the Committee includes the Chairmen of the Committees for Courts of Justice in the Senate and House of Delegates, two members of each of the Courts of Justice Committees appointed by the respective Chairmen, the Speaker of the House of Delegates, the Majority Leader of the Senate of Virginia, one circuit court judge, two general district court judge and two juvenile and domestic relations district court judge. These judicial members are appointed by the Chief Justice and serve at his pleasure which is typically four years.

## **Chair**

The Honorable Donald W. Lemons, Chief Justice, Supreme Court of Virginia

## **Judicial Members**

The Honorable Michael E. McGinty, Judge, Ninth Judicial Circuit

The Honorable Tanya Bullock, Judge, Second Judicial District

The Honorable V. Blake McKinney, Judge, Twenty-Eighth Judicial District

The Honorable Pamela O'Berry, Judge, Twelfth Judicial District

The Honorable Uley N. Damiani, Judge, Eighteenth Judicial District

Karl R. Hade, Executive Secretary

## **Legislative Members**

The Honorable Thomas K. Norment, Jr., Member, Senate of Virginia

The Honorable M. Kirkland Cox, Speaker of the House

The Honorable Mark D. Obenshain, Member, Senate of Virginia

The Honorable Ryan T. McDougle, Member, Senate of Virginia

The Honorable Richard H. Stuart, Member, Senate of Virginia

The Honorable Charniele L. Herring, Member, House of Delegates

The Honorable Leslie R. Adams, Member, House of Delegates

The Honorable Jeffrey L. Campbell, Member, House of Delegates\*

## **Executive Committee**

The Honorable Donald W. Lemons, Chief Justice, Supreme Court of Virginia, Chair

The Honorable Michael E. McGinty, Judge, Ninth Judicial Circuit

The Honorable Pamela O'Berry, Judge, Twelfth Judicial District

The Honorable Thomas K. Norment, Jr., Member, Senate of Virginia

The Honorable M. Kirkland Cox, Speaker of the House

(As of January 2019)

\*Designated to attend on behalf of the Honorable Robert B. Bell, Member, House of Delegates

# Advisory Committees of the Committee on District Courts

The Committee on District Courts is fortunate to have the capable assistance of three Advisory Committees. In combination, these committees provide expertise in every facet of court operation and provide invaluable advice concerning the establishment of administrative policy.

## **JUDGES' ADVISORY COMMITTEE**

The Honorable J. William Watson, Jr., Judge, Tenth Judicial District 1/1/19–12/31/20 (2nd term)  
The Honorable Jeffrey P. Bennett, Judge, Twenty-fourth Judicial District 1/1/19-12/31/20 (1st term)

## **CLERKS' ADVISORY COMMITTEE**

Mr. Christopher Eric Barr, Clerk, Fairfax General District Court 1/1/19–12/31/20 (2nd term)  
Ms. Terry Southworth, Clerk, Caroline General District Court 1/1/19-12/31/20 (1st term)  
Ms. Jennifer Wrenn, Clerk, Hampton Juvenile & Domestic Relations District Court 1/1/19-12/31/20 (1st term)  
Ms. Sherrie Lester, Clerk, Pittsylvania Juvenile & Domesitc Relations District Court 1/1/19-12/31/20 (1st term)

## **MAGISTRATES' ADVISORY COMMITTEE**

Mr. Sean P. Dolan, Chief Magistrate, Fifth Judicial District 11/1/16 –10/31/18 (2nd term)  
Ms. Ann Hylton, Chief Magistrate, Twenty-first Judicial District 10/1/17-9/30/19 (1st term)

(As of January 2019)

# Committees of the Judicial Conference of Virginia for District Courts

The **Judicial Conference of Virginia for District Courts** is similar to the Judicial Conference for circuit courts in its mission and responsibilities. Membership includes the Chief Justice, who serves as President and all active judges of the general district and juvenile and

domestic relations district courts. Eight district court judges are elected to serve on the Executive Committee of the Conference as well as a retired judge appointed by the Chief Justice. The Conference has a committee structure similar to the Judicial Conference of Virginia.

## **Executive Committee**

The Honorable Donald W. Lemons, Chief Justice, Supreme Court of Virginia, Chair

### **General District**

The Honorable Henry A. Barringer, Judge  
The Honorable Stephanie S. Maddox, Judge  
The Honorable Becky J. Moore, Judge  
The Honorable Stephanie E. Merritt, Judge

### **Juvenile & Domestic Relations**

The Honorable Ashley K. Tunner, Judge  
The Honorable Hugh David O'Donnell, Judge  
The Honorable H. Lee Chitwood, Judge  
The Honorable Constance H. Frogale, Judge

### **Retired Judge**

The Honorable Philip Trompeter, Retired Judge

## **Judicial Education**

### **General District**

The Honorable Erin J. DeHart, Judge  
The Honorable William E. Jarvis, Judge  
The Honorable Stephanie E. Merritt, Judge  
The Honorable R. Frances O'Brien, Judge

### **Juvenile & Domestic Relations**

The Honorable Gayl Branum Carr, Judge,  
Chair  
The Honorable David M. Barredo, Judge  
The Honorable Marilyn C. Goss, Judge  
The Honorable Brian H. Turpin, Judge

## **Nominations, Resolutions & Memorials**

### **General District**

The Honorable Philip J. Infantino, III, Judge  
The Honorable John S. Hart, Judge  
The Honorable Jacqueline S. McClenney, Judge  
The Honorable Donald M. Haddock, Judge

### **Juvenile & Domestic Relations**

The Honorable Vanessa L. Jones, Judge  
The Honorable William L. Lewis, Chief Judge  
The Honorable Frank W. Rogers, III, Judge  
The Honorable William W. Sharp, Judge, Chair

## **Law Revision**

### **General District**

The Honorable J. Gregory Ashwell, Judge  
The Honorable William H. Cleaveland, Judge  
The Honorable Roxie Holder, Judge, Chair  
The Honorable Colleen K. Killilea, Judge

### **Juvenile & Domestic Relations**

The Honorable Georgia K. Sutton, Judge  
The Honorable Frank W. Somerville, Judge  
The Honorable Rondelle D. Herman, Judge  
The Honorable Bradley G. Dalton, Judge

(As of December 2018)

# Access to Justice Commission

## Chair

The Honorable S. Bernard Goodwyn, Justice  
Supreme Court of Virginia

## Co-Chair

John Whitfield, Executive Director  
Blue Ridge Legal Services, Inc.

## Commission Members

Carl Ayers, Director  
Virginia Department of Social Services

Mark D. Braley, Executive Director  
Legal Services Corporation of Virginia

Andrea L. Bridgeman, Associate General Counsel  
Freddie Mac

The Honorable Deborah V. Bryan, Judge  
Virginia Beach Juvenile and Domestic Relations  
District Court

Tara L. Casey, Director  
for Pro Bono Service, University of Richmond

Karl A. Doss, Deputy Director  
Legal Service Corporation of Virginia

Larry T. Harley, Executive Director  
Southwest Virginia Legal Aid Society, Inc.

The Honorable Chaz W. Haywood, Clerk of Court  
Rockingham County Circuit Court

The Honorable Tonya Henderson-Stith, Judge  
Hampton General District Court

The Honorable Mary B. Malveaux, Judge  
Court of Appeals of Virginia

James V. Meath, Attorney  
Williams Mullen

Lonnie D. Nunley, Attorney  
Hunton & Williams, LLP

Scott C. Oostdyk, Attorney  
McGuireWoods

The Honorable Daniel E. Ortiz, Judge  
Fairfax Circuit Court

Stephen Otero, Vice President/Sr. Associate General  
Counsel  
Capital One

Gail Warren, State Law Librarian  
Supreme Court of Virginia

Ray White, Executive Director  
Virginia Law Foundation

(As of December 2018)



# Advisory Committee on Domestic Violence Issues in Virginia's Courts

## Committee Chair

The Honorable Claude V. Worrell, Judge  
Charlottesville Juvenile and Domestic Relations District Court

## Committee Members

The Honorable Cressondra B. Conyers, Judge  
Gloucester County Juvenile & Domestic Relations  
District Court

The Honorable Constance H. Frogale, Judge  
Alexandria Juvenile & Domestic Relations District  
Court

The Honorable Tonya Henderson-Stith, Judge  
Hampton General District Court

The Honorable Richard E. Moore, Judge  
Charlottesville Circuit Court

The Honorable J. Bruce Strickland, Judge  
Stafford General District Court

The Honorable Richard S. Wallerstein, Jr., Judge  
Henrico County Circuit Court

Heather A. Page, Magistrate Advisor  
Department of Judicial Services, OES

Laura E. Tsai, Chief Magistrate  
Second Judicial District, City of Virginia Beach

Brooke Conway, Clerk of Court  
Washington Juvenile & Domestic Relations District  
Court

Wendy S. Hughes, Clerk of Court  
Chesterfield County Circuit Court

Mary Alice Trimble, Clerk of Court  
Charlottesville General District Court

Karl R. Hade, Executive Secretary  
Supreme Court of Virginia

## Office of the Executive Secretary Committee Staff:

Cyril W. Miller, Jr., Director  
Department of Judicial Planning

Madelynn Herman, Sr. Domestic Violence Program  
Analyst Department of Judicial Planning

## Office of the Executive Secretary Staff:

Sandy Karrison, Director  
Court Improvement Program

Caroline Kirkpatrick, Director  
Department of Judicial Education

Eileen Smith-Longenecker, Staff Attorney  
Department of Legal Research

Kristi Wright, Director  
Department of Legislative and Public Relations

(As of December 2018)

# State Drug Treatment Court Advisory Committee

## Committee Chair

The Honorable Donald W. Lemons, Chief Justice, Supreme Court of Virginia, Chair

## Committee Members

The Honorable Jack S. Hurley, Judge, Vice Chair\*  
Tazewell Circuit Court

Karl R. Hade, Executive Secretary\*  
Office of the Executive Secretary

The Honorable Charles S. Sharp, Judge\*  
Stafford Circuit Court

Hon. Louise DiMatteo, Judge\*  
Arlington Circuit Court

Hon. J. P. Fulton, Judge\*  
Norfolk Circuit Court

Hon. Frederick G. Rockwell, III, Judge  
Chesterfield Circuit Court

Hon. David Carson, Judge  
Roanoke Circuit Court

Hon. Gary Hicks, Judge  
Henrico Circuit Court

Hon. Barry Logsdon, Judge  
Newport News Juvenile & Domestic Relations Court

Hon. Labravia Jenkins, Commonwealth's Attorney,  
Fredericksburg Commonwealth's Attorneys Assoc.

Hon. John Weisenburger, Sheriff  
Virginia Sheriff's Association

Hon. Llezelle Dugger, Clerk  
Charlottesville Circuit Court

Major Steve Thompson  
Prince William County Police Department  
Virginia Association of Chiefs of Police

Anna Burton, SA Program Manager  
Department of Corrections

Major Harold Heatley,  
Tazewell Sheriffs Office

Julie Truitt, Program Manager  
Department of Behavioral Health and  
Developmental Services  
Office of Substance Abuse Services

Susan Morrow, President\*  
Virginia Association of Drug Court Professionals

Angela Coleman, Executive Director  
Commission on Virginia Alcohol Safety Action Program

Fran Ecker, Director  
Department of Criminal Justice Services

Maria Jankowski, Deputy Director  
Virginia Indigent Defense Commission

Greg Hopkins, Vice President  
Virginia Drug Court Association

Bettina Coghill  
Hopewell/Prince George/Surry Adult Drug  
Court

Cheryl Robinette, Coordinator  
Tazewell Adult Drug Court

Natale Ward Christian, Executive Director  
Hampton/Newport News CSB  
Virginia Association of Community Services Boards

Andrew Block Jr., Director  
Department of Juvenile Justice

Anne Kisor, Project Manager  
Family Services  
Virginia Department of Social Services

## Office of the Executive Secretary Staff

Paul DeLosh, Director  
Judicial Services Department

Anna T. Powers, State Drug Court Coordinator  
Judicial Services Department

\*Executive Committee Member

# District Court Staffing Model Workgroup

## Clerks of Court:

Eric Barr, Clerk of Court, Fairfax General District Court

Amy Burnham, Clerk of Court, Arlington JDR District Court

Carol Camacho, Clerk of Court, Roanoke County General District Court

Heidi Campbell, Clerk of Court, Smyth General District Court

Ellen Chiasson, Clerk of Court, Prince George Combined District Court

Laura Hatch, Deputy Clerk, Fredericksburg General District Court

Susan Heafner, Supervising Deputy Clerk, Virginia Beach General District Court

Debra Hill, Clerk of Court, Norfolk JDR District Court

Rick Kahl, Clerk of Court, Roanoke City General District Court

Sandy Ligon, Clerk of Court, Greenville Combined District Court

Linda Moore, Clerk of Court, Chesterfield General District Court

David O'Dell, Clerk of Court, Virginia Beach General District Court

Terri Rea, Clerk of Court, Harrisonburg/Rockingham JDR District Court

Judith D. Reed, Clerk of Court, Hampton JDR District Court

Vicki Tate, Clerk of Court, Wythe General District Court

Kathy Vance, Clerk of Court, Russell Combined District Court

## Office of the Executive Secretary Staff:

Jett Dougherty, Department of Human Resources

Rhonda Gardener, Department of Judicial Services

Jody Hess, Department of Judicial Services

Amanda G. Johnson, Department of Judicial Planning

Cyril W. Miller, Ph.D., Department of Judicial Planning

Susan Newman, Department of Judicial Planning

Maggie Nopova, Department of Judicial Planning

Chris Wade, Department of Judicial Planning



# Virginia's Justices & Judges

## Information About Virginia's Judges

The Justices of the **Supreme Court of Virginia** are elected by a majority vote of each House of the General Assembly for a term of twelve years. Interim appointments are made by the Governor subject to election by the General Assembly at the next regular session. By law, the Chief Justice is selected by a vote of the seven members of the Court.

The **Court of Appeals** Judges are elected by a majority vote of each House of the General Assembly. They serve for eight-year terms. Interim appointments are made by the Governor subject to election by the General Assembly at the next regular session. The Chief Judge is elected by a vote of the eleven judges for a term of four years.

The Judges of the **Circuit Courts** are elected and receive interim appointments in the same manner as the Court of Appeals Judges. The Chief Judge of the circuit is elected for a two-year term by a vote of the judges serving in the circuit.

The Judges of Virginia's **District Courts** are elected by a majority vote of each House of the General Assembly for terms of six years. Vacancies in district court judgeships occurring when the General Assembly is not in session are filled by the circuit court judges of the corresponding circuit. The judges so appointed must be elected by the next session of the General Assembly. Each district has a Chief General District Court Judge and a Chief Juvenile & Domestic Relations District Court Judge, both elected by peer vote for a two-year term. The Chief Judge is the administrative head of the respective courts in the district and is responsible for the management of the courts.



# Justices of the Supreme Court of Virginia

	<b>Date Commenced</b>	<b>Present Term</b>
Donald W. Lemons, Chief Justice	3/16/2000	3/16/2012-3/15/2024
S. Bernard Goodwyn	10/10/2007	2/1/2008-1/31/2020
William C. Mims	4/1/2010	4/1/2010-3/31/2022
Elizabeth A. McClanahan	8/1/2011	8/1/2011-7/31/2023
Cleo E. Powell	8/1/2011	8/1/2011-7/31/2023
D. Arthur Kelsey	2/1/2015	2/1/2015-1/31/2027
Stephen R. McCullough	3/3/2016	3/3/2016-3/2/2028

## ***SENIOR JUSTICES OF THE SUPREME COURT OF VIRGINIA***

Charles S. Russell  
Elizabeth B. Lacy  
Lawrence L. Koontz, Jr.  
LeRoy F. Millette, Jr.

## ***CLERK OF THE SUPREME COURT OF VIRGINIA***

Patricia L. Harrington

## ***EXECUTIVE SECRETARY***

Karl R. Hade

(As of December 31, 2018)

# Judges of the Court of Appeals of Virginia

## Present Term

Glen A. Huff, Chief Judge	8/1/2011-7/31/2019
Robert J. Humphreys	4/16/2016-4/15/2024
William G. Petty	3/16/2014-3/15/2022
Randolph A. Beales	4/16/2014-4/15/2022
Rossie D. Alston, Jr.	3/1/2017-2/28/2025
Teresa M. Chafin	6/1/2012-5/31/2020
Marla Graff Decker	2/1/2014-1/31/2022
Richard Y. AtLee, Jr.	2/1/2015-1/31/2023
Mary Grace O'Brien	2/1/2015-1/31/2023
Wesley G. Russell, Jr.	2/1/2015-1/31/2023
Mary B. Malveaux	4/16/2016-4/15/2024

## *SENIOR JUDGES OF THE COURT OF APPEALS OF VIRGINIA*

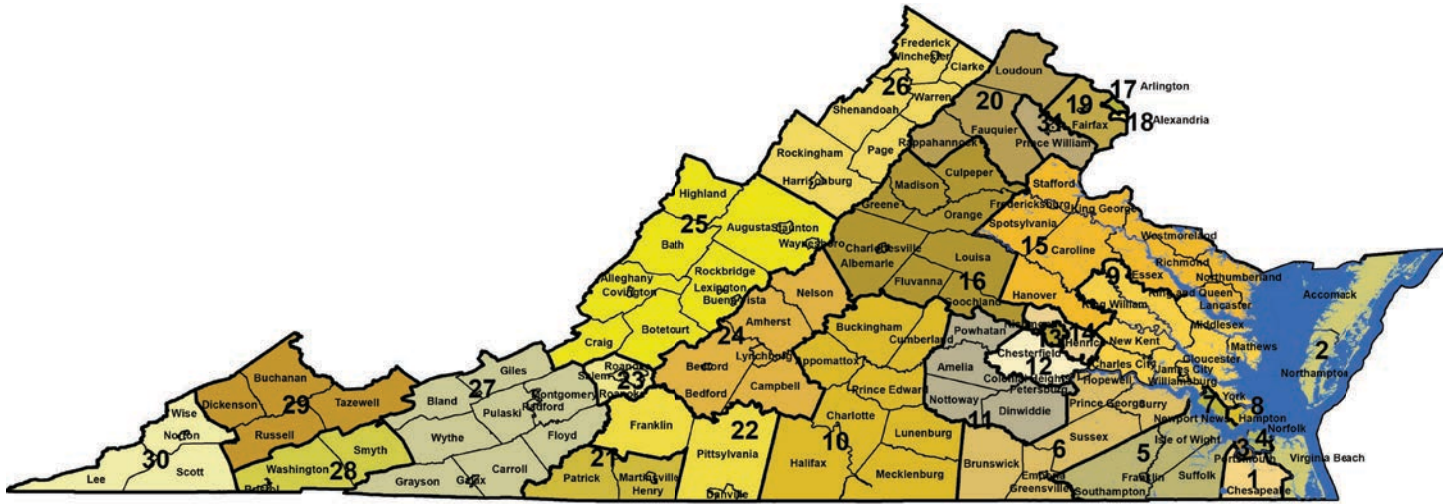
Rosemarie Annunziata  
Jean Harrison Clements  
James W. Haley, Jr.  
Robert P. Frank

## *CLERK OF THE COURT OF APPEALS OF VIRGINIA*

Cynthia L. McCoy

(As of December 31, 2018)

# Judicial Boundaries



Circuits (31) Districts (32)	Localities	Circuits (31) Districts (32)	Localities
1	Chesapeake	16	Albemarle, Charlottesville, Culpeper, Fluvanna, Goochland, Greene, Louisa, Madison, Orange
2 (Circuit)	Virginia Beach, Accomack, Northampton	17	Arlington, Falls Church
2 (District)	Virginia Beach	18	Alexandria
2A (District)	Accomack, Northampton	19	Fairfax City, Fairfax County
3	Portsmouth	20	Fauquier, Loudoun, Rappahannock
4	Norfolk	21	Henry, Martinsville, Patrick
5	Franklin City, Isle of Wight, Southampton, Suffolk	22	Danville, Franklin County, Hamilton, Pittsylvania
6	Brunswick, Emporia, Greenville, Hopewell, Prince George, Surry, Sussex	23	Roanoke City, Roanoke County, Salem
7	Newport News	24	Amherst, Bedford City, Bedford County, Campbell, Lynchburg, Nelson
8	Hampton	25	Alleghany, Augusta, Bath, Botetourt, Buena Vista, Covington, Craig, Highland, Lexington, Rockbridge, Staunton, Waynesboro
9	Charles City, Gloucester, James City, King & Queen, King William, Mathews, Middlesex, New Kent, Poquoson, Williamsburg, York	26	Clarke, Frederick, Harrisonburg, Page, Rockingham, Shenandoah, Warren, Winchester
10	Appomattox, Buckingham, Charlotte, Cumberland, Halifax, Lunenburg, Mecklenburg, Prince Edward	27	Bland, Carroll, Floyd, Galax, Giles, Grayson, Montgomery, Pulaski, Radford, Wythe
11	Amelia, Dinwiddie, Nottoway, Petersburg, Powhatan	28	Bristol, Smyth, Washington
12	Chesterfield, Colonial Heights	29	Buchanan, Dickenson, Russell, Tazewell
13	Richmond City	30	Lee, Norton, Scott, Wise
14	Henrico	31	Manassas, Manassas Park, Prince William
15	Caroline, Essex, Fredericksburg, Hanover, King George, Lancaster, Northumberland, Richmond County, Spotsylvania, Stafford, Westmoreland		

# Circuit Court Judges

(As of December 31, 2018)

## First Judicial Circuit

Marjorie T. Arrington	5/01/2016-4/30/2024
Rufus A. Banks, Jr.	7/1/2018-6/30/2026
John W. Brown	5/01/2016-4/30/2024
Randall D. Smith*	3/01/2013-2/28/2021
Timothy S. Wright	1/1/2015-12/31/2022

## Second Judicial Circuit

Glenn R. Croshaw*	8/01/2011-7/31/2019
Steven C. Frucci	2/01/2014-1/31/2022
James Clayton Lewis	1/01/2015-12/31/2022
W. Revell Lewis, III	8/01/2011-7/31/2019
Leslie L. Lilley	3/01/2017-2/28/2025
Stephen C. Mahan	10/01/2010-9/30/2018
William R. O'Brien	2/01/2013-1/31/2021
H. Thomas Padrick, Jr.	2/13/2014-2/12/2022
A. Bonwill Shockley	3/16/2017-3/15/2024

## Third Judicial Circuit

Joel P. Crowe	7/1/2017-6/30/2025
Kenneth R. Melvin*	2/01/2010-1/31/2018
William S. Moore, Jr.	12/01/2014-11/30/2022
Johnny E. Morrison	2/01/2015-1/31/2023

## Fourth Judicial Circuit

Michelle J. Atkins	7/01/2015-6/30/2023
John R. Doyle, III	2/01/2017-1/31/2025
Junius P. Fulton, III	2/01/2013-1/31/2021
Mary Jane Hall	3/01/2017-2/28/2025
Jerrauld C. Jones*	2/01/2017-1/31/2025
David W. Lannetti	12/01/2014-11/30/2022
Everett A. Martin, Jr.	3/16/2011-3/15/2019
Joseph A. Migliozi, Jr.	12/01/2014-11/30/2022

## Fifth Judicial Circuit

Carl Edward Eason, Jr.*	2/01/2011-1/31/2019
Lawson Wayne Farmer	12/01/2014-11/30/2022
Robert H. Sandwich, Jr.	2/01/2014-1/31/2022

## Sixth Judicial Circuit

W. Allan Sharrett*	7/01/2012-6/30/2020
William Edward Tomko, III	7/01/2017-6/30/2025

## Seventh Judicial Circuit

Timothy S. Fisher	2/01/2014-1/31/2022
Gary A. Mills*	7/01/2015-6/30/2023
Christopher R. Papile	7/01/2017-6/30/2025
Bryant L. Sugg	12/01/2014-11/30/2022
C. Peter Tench	4/01/2011-3/31/2019

## Eighth Judicial Circuit

Michael A. Gaten	7/1/2018-6/30/2026
Christopher W. Hutton*	9/01/2011-8/31/2019
Bonnie L. Jones	3/01/2017-2/28/2025

## Ninth Judicial Circuit

B. Elliott Bondurant	1/01/2015-12/31/2022
Michael E. McGinty	7/01/2012-6/30/2020
Richard H. Rizk	7/01/2015-6/30/2023
Jeffrey W. Shaw*	12/01/2014-11/30/2022

## Tenth Judicial Circuit

Donald Carl Blessing	12/01/2014-11/30/2022
S. Anderson Nelson	7/01/2016-6/30/2024
Leslie M. Osborn	4/01/2016-3/31/2024
Kimberley S. White*	2/01/2013-1/31/2021

## Eleventh Judicial Circuit

Paul W. Cella*	7/01/2011-6/30/2019
Dennis M. Martin, Sr.	7/01/2015-6/30/2023
Joseph M. Teefey, Jr.	1/01/2015-12/31/2022

## Twelfth Judicial Circuit

Lynn S. Brice	12/01/2014-11/30/2022
Timothy J. Hauler*	7/01/2017-6/30/2025
David E. Johnson	12/01/2014-11/30/2022
Steven C. McCallum	7/01/2012-6/30/2020
Edward A. Robbins, Jr.	12/01/2014-11/30/2022
Frederick G. Rockwell, III	5/01/2010-4/30/2018

## Thirteenth Judicial Circuit

Bradley B. Cavedo	2/01/2011-1/31/2019
Phillip L. Hairston	7/01/2015-6/30/2023
C. N. Jenkins, Jr.	10/01/2014-9/30/2022
William R. Marchant	1/01/2015-12/31/2022
Gregory L. Rupe	7/01/2012-6/30/2020
Beverly W. Snukals	4/01/2010-3/31/2018
Joi Jeter Taylor*	12/01/2014-11/30/2022

\*Chief Judge

## Circuit Court Judges

### Fourteenth Judicial Circuit

Lee A. Harris, Jr.	8/01/2014-7/31/2022
Gary A. Hicks	2/01/2016-1/31/2024
John Marshall	7/01/2015-6/30/2023
Richard S. Wallerstein, Jr.*	7/01/2012-6/30/2020
James Stephen Yoffy*	7/01/2011-6/30/2019

### Fifteenth Judicial Circuit

Sarah L. Deneke	7/01/2011-6/30/2019
Joseph J. Ellis	5/01/2016-4/30/2024
J. Overton Harris	5/01/2016-4/30/2024
Herbert M. Hewitt	12/01/2014-11/30/2022
Patricia Kelly	7/01/2013-6/30/2021
Michael E. Levy	7/01/2013-6/30/2021
R. Michael McKenney	7/01/2016-6/30/2024
Ricardo Rigual	7/01/2016-6/30/2024
Charles S. Sharp*	2/01/2017-1/31/2025
Victoria A. B. Willis	12/01/2014-11/30/2022
Gordon F. Willis	4/01/2015-3/31/2023

### Sixteenth Judicial Circuit

Dale B. Durrer	7/1/2018-6/30/2026
Cheryl V. Higgins	4/01/2015-3/31/2023
Richard E. Moore	12/01/2014-11/30/2022
Timothy K. Sanner*	4/01/2011-3/31/2019
Susan L. Whitlock	7/01/2012-6/30/2020

### Seventeenth Judicial Circuit

Louise M. DiMatteo	7/01/2012-6/30/2020
Daniel S. Fiore, II	7/01/2012-6/30/2020
William T. Newman, Jr.*	3/01/2017-2/28/2025

### Eighteenth Judicial Circuit

James C. Clark	1/01/2012-12/31/2019
Nolan B. Dawkins	5/01/2016-4/30/2024
Lisa Bondareff Kemler*	3/01/2013-2/28/2021

### Nineteenth Judicial Circuit

Penney S. Azcarate	7/01/2015-6/30/2023
Randy I. Bellows	2/01/2011-1/31/2019
David Bernhard	7/01/2017-6/30/2025
Jan L. Brodie	2/01/2017-1/31/2025
Grace Burke Carroll	12/01/2014-11/30/2022
Michael F. Devine	4/01/2010-3/31/2018
Richard E. Gardiner	2/02/2017-1/31/2025
Brett A. Kassabian	2/01/2010-1/31/2018
Thomas P. Mann	7/01/2016-6/30/2024
David A. Oblon	1/1/2018-12/31/2025
Daniel Eric Ortiz	1/01/2015-12/31/2022
Stephen C. Shannon	7/01/2015-6/30/2023
Robert J. Smith	2/01/2016-1/31/2024
John M. Tran	7/01/2013-6/30/2021
Bruce D. White*	1/16/2016-1/15/2024

### Twentieth Judicial Circuit

Douglas L. Fleming, Jr.	7/01/2015-6/30/2023
Jeanette A. Irby	12/01/2014-11/30/2022
Jeffrey W. Parker	5/01/2017-4/30/2025
Stephen E. Sincavage*	2/01/2014-1/31/2022

### Twenty-first Judicial Circuit

Martin F. Clark, Jr.	5/01/2011-4/30/2019
G. Carter Greer	3/01/2013-2/28/2021
David V. Williams*	3/01/2014-2/28/2022

### Twenty-second Judicial Circuit

Joseph W. Milam, Jr.	2/01/2017-1/31/2025
Stacey W. Moreau	7/01/2012-6/30/2020
Clyde H. Perdue, Jr.	1/01/2015-12/31/2022
James J. Reynolds*	7/01/2013-6/30/2021

### Twenty-third Judicial Circuit

William D. Broadhurst*	11/01/2010-10/31/2018
David B. Carson	7/01/2013-6/30/2021
J. Christopher Clemens	7/01/2016-6/30/2024
Charles N. Dorsey*	7/01/2010-6/30/2018
James R. Swanson	4/01/2017-3/31/2025

### Twenty-fourth Judicial Circuit

R. Edwin Burnette, Jr.	7/01/2015-6/30/2023
John T. Cook	6/01/2016-5/31/2024
Michael T. Garrett	7/01/2015-6/30/2023
James W. Updike, Jr.	4/01/2014-3/31/2022
F. Patrick Yeatts*	7/01/2011-6/30/2019

### Twenty-fifth Judicial Circuit

Joel R. Branscom	2/1/2018-1/31/2026
Anita D. Filson	7/01/2017-6/30/2024
W. Chapman Goodwin	2/01/2017-1/31/2025
Victor V. Ludwig	5/01/2017-4/30/2024
Charles L. Ricketts, III*	2/01/2014-1/31/2022

### Twenty-sixth Judicial Circuit

Bruce D. Albertson*	7/01/2013-6/30/2021
Clifford Lynwood Athey, Jr.	7/01/2012-6/30/2020
Neil Randolph Bryant	7/01/2015-6/30/2023
Alexander R. Iden	7/01/2015-6/30/2023
Clark Andrew Ritchie	12/01/2014-11/30/2022
Thomas J. Wilson, IV	5/01/2016-4/30/2024

### Twenty-seventh Judicial Circuit

Bradley W. Finch	12/01/2014-11/30/2022
Brett L. Geisler	4/01/2011-3/31/2019
H. Lee Harrell	7/01/2015-6/30/2023
Marcus H. Long, Jr.	7/01/2012-6/30/2020
Josiah T. Showalter, Jr.*	4/01/2014-3/31/2022
Robert M. D. Turk	7/01/2016-6/30/2024

\*Chief Judge



## Circuit Court Judges

### Twenty-eighth Judicial Circuit

Sage B. Johnson*	7/01/2012-6/30/2020
C. Randall Lowe	2/01/2017-1/31/2025
Deanis L. Simmons	7/01/2013-6/30/2021

### Twenty-ninth Judicial Circuit

Jack S. Hurley, Jr.	2/01/2013-1/31/2021
Patrick R. Johnson	5/01/2017-4/30/2024
Michael Lee Moore	4/01/2010-3/31/2018
Richard C. Patterson*	12/01/2014-11/30/2022
Brian K. Patton	7/1/2011-6/30/2019

### Thirtieth Judicial Circuit

Chadwick S. Dotson	7/01/2011-6/30/2019
Jeffrey Hamilton*	12/01/2014-11/30/2022
John C. Kilgore	7/01/2011-6/30/2019
Tammy S. McElyea	4/01/2014-3/31/2021

### Thirty-first Judicial Circuit

Tracy Calvin Hudson*	7/01/15-6/30/2023
Kimberly A. Irving	7/01/15-6/30/2023
Steven S. Smith	7/01/15-6/30/2023
Carroll A. Weimer, Jr.*	7/01/13-6/30/2021
James A. Willett	4/1/2018-3/31/2026

Authorized Judges: 171

Judges: 160

Note: "Authorized Judges" refers to the maximum number of judges stated in Virginia Code § 17.1-507 as of July 1, 2018.

\*Chief Judge

## Circuit Court Judges

### *Circuit Court Judges Leaving the Bench in 2018*

	Circuit	
Honorable Daniel R. Bouton	16	Retired May 31, 2018
Honorable Dennis Lee Hupp	26	Retired July 31, 2018
Honorable Ronald Lewis Napier	26	Retired June 30, 2018
Honorable Henry A. Vanover	29	Retired March 31, 2018
Honorable Craig D. Johnston	31	Retired March 31, 2018

### *Circuit Court Judges Taking the Bench in 2018*

	Circuit	
Honorable Rufus A. Banks Jr.	1	Effective July 1, 2018
Honorable Michael A. Gaten	8	Effective July 1, 2018
Honorable Dale B. Durrer	16	Effective July 1, 2018
Honorable David A. Oblon	19	Effective January 1, 2018
Honorable Joel R. Branscom	25	Effective February 1, 2018
Honorable Brian K. Patton	29	Effective July 1, 2018
Honorable James A. Willett	31	Effective April 1, 2018

# General District Court Judges

(As of December 31, 2018)

## First Judicial District

Philip J. Infantino, III	4/01/2015-3/31/2021
Michael R. Katchmark	7/01/2012-6/30/2018
Robert G. MacDonald*	1/01/2015-12/31/2020
Stephen J. Telfeyan	7/01/2015-6/30/2021

## Second Judicial District

Robert F. Hagans, Jr.	7/01/2015-6/30/2021
Teresa N. Hammons	4/01/2016-3/31/2022
Elizabeth S. Hodges	2/01/2014-1/31/2020
Salvatore R. Iaquinto	2/01/2014-1/31/2020
Daniel Roger Lahne*	7/01/2012-6/30/2018
Paul David Merullo	12/01/2014-11/30/2020
Gene A. Woolard*	6/01/2017-5/31/2022

## Second-A Judicial District

Gordon S. Vincent*	7/01/2012-6/30/2018
--------------------	---------------------

## Third Judicial District

Roxie O. Holder	10/01/2012-9/30/2018
Douglas B. Ottinger*	2/01/2016-1/31/2022
Morton V. Whitlow	2/01/2016-1/31/2022

## Fourth Judicial District

S. Clark Daugherty	5/01/2012-4/30/2018
Joan E. Mahoney*	2/01/2014-1/31/2020
Michael Charles Rosenblum*	12/01/2014-11/30/2020
Tasha D. Scott	7/01/2015-6/30/2021
Bruce A. Wilcox	4/01/2015-3/31/2021

## Fifth Judicial District

Alfred W. Bates, III*	7/01/2017-6/30/2023
W. Parker Councill	5/01/2014-4/30/2020
Matthew A. Glassman	7/1/2018-6/30/2024

## Sixth Judicial District

C. Ridley Bain	2/01/2013-1/31/2019
Stephen D. Bloom*	2/01/2014-1/31/2020
Bruce A. Clark, Jr.	7/01/2012-6/30/2018
H. Lee Townsend, III	12/01/2014-11/30/2020

## Seventh Judicial District

Tyneka L. D. Flythe	7/01/2015-6/30/2021
Matthew Woodrow Hoffman	2/01/2017-1/31/2017
Michael S. Stein*	7/01/2015-6/30/2021

## Eighth Judicial District

Selena Stellute Glenn	7/1/2018-6/30/2024
Tonya Henderson-Stith	5/01/2015-4/30/2021
Corry N. Smith*	7/01/2017-6/20/2023

## Ninth Judicial District

Stephen Ashton Hudgins	2/01/2013-1/31/2019
Colleen K. Killilea*	11/01/2015-10/31/2021
Stephanie E. Merritt	12/01/2014-11/30/2020

## Tenth Judicial District

Charles H. Warren*	4/16/2016-4/15/2022
J. William Watson, Jr.	2/01/2016-1/31/2022
Robert G. Woodson, Jr.	6/01/2013-5/31/2019

## Eleventh Judicial District

Robert Beman Beasley, Jr.	12/01/2014-11/30/2020
Ray P. Lupold, III*	2/01/2014-1/31/2020

## Twelfth Judicial District

Keith Nelson Hurley*	7/01/2013-6/30/2019
Matthew Donald Nelson	12/01/2014-11/30/2020
Pamela O'Berry	4/01/2015-3/31/2021
James J. O'Connell, III	7/01/2017-6/30/2023
Thomas L. Vaughn	7/01/2012-6/30/2018

## Thirteenth Judicial District

Lawrence B. Cann, III*	7/01/2013-6/30/2019
Claire G. Cardwell	7/01/2017-6/30/2023
David Eugene Cheek, Sr.	7/01/2017-6/30/2022
David M. Hicks	7/01/2015-6/30/2021
Jacqueline S. McClenney	12/01/2015-11/30/2021
Tracy W. J. Thorne-Begland	2/01/2013-1/31/2019

## Fourteenth Judicial District

Thomas O. Bondurant, Jr.	2/01/2017-1/31/2023
George Barton Chucker	7/01/2013-6/30/2019
B. Craig Dunkum*	7/01/2015-6/30/2021
John K. Honey	11/01/2015-10/31/2021
L. Neil Steverson	2/01/2012-1/31/2018

\*Chief Judge

## General District Court Judges

### Fifteenth Judicial District

David B. Caddell, Jr.	7/01/2016-6/30/2022
Hugh S. Campbell*	7/01/2013-6/30/2019
John S. Martin	7/01/2016-6/30/2022
Richard T. McGrath	7/01/2016-6/30/2022
Robert Eric Reibach	12/01/2014-11/30/2020
J. Bruce Strickland	7/01/2013-6/30/2019

### Sixteenth Judicial District

William G. Barkley	5/01/2014-4/30/2020
Theresa W. Carter	7/1/2018-6/30/2024
Robert H. Downer, Jr.	6/01/2013-5/31/2019
Claiborne H. Stokes, Jr.*	7/01/2016-6/30/2022

### Seventeenth Judicial District

Thomas J. Kelley, Jr.	2/01/2013-1/31/2019
Richard J. McCue	7/01/2013-6/30/2019
R. Frances O'Brien*	7/01/2013-6/30/2019

### Eighteenth Judicial District

Donald M. Haddock, Jr.	5/01/2014-4/30/2020
Becky J. Moore*	2/01/2016-1/31/2022

### Nineteenth Judicial District

Michael Harry Cantrell	7/01/2016-6/30/2022
Manuel A. Capsalis	7/01/2015-6/30/2021
Michael Joseph Cassidy	2/01/2017-1/31/2023
Michael Joshua Lindner	7/01/2015-6/30/2021
Lisa A. Mayne*	10/01/2012-9/30/2018
William J. Minor, Jr.	4/01/2015-3/31/2021
Mitchell I. Mutnick	5/01/2016-4/30/2022
Mark C. Simmons	4/01/2012-3/31/2018
Tina L. Snee	7/01/2015-6/30/2021
Susan J. Stoney	2/01/2017-1/31/2023

### Twentieth Judicial District

J. Gregory Ashwell	7/01/2017-6/30/2023
J. Frank Buttery, Jr.*	7/01/2012-6/30/2018
Deborah C. Welsh	7/01/2012-6/30/2018
Dean S. Worcester	3/01/2014-2/28/2020

### Twenty-first Judicial District

Marcus A. Brinks*	7/01/2016-6/30/2022
-------------------	---------------------

### Twenty-second Judicial District

Robert L. Adams, Jr.	1/01/2015-12/31/2020
George A. Jones, Jr.*	4/01/2012-3/31/2018

### Twenty-third Judicial District

Francis W. Burkart, III	11/01/2014-10/31/2020
Scott R. Geddes	2/01/2017-1/31/2023
Thomas W. Roe, Jr.	7/01/2016-6/30/2022
Jacqueline F. Ward Talevi*	2/01/2015-1/31/2021

### Twenty-fourth Judicial District

Sam D. Eggleston, III*	7/01/2012-6/30/2018
Randy C. Krantz	7/01/2016-6/30/2022
Stephanie S. Maddox	7/01/2015-6/30/2021

### Twenty-fifth Judicial District

William Harrison Cleaveland	2/01/2013-1/31/2019
Gordon F. Saunders*	7/01/2016-6/30/2022
Rupen R. Shah	2/01/2017-1/31/2023

### Twenty-sixth Judicial District

William W. Eldridge, IV	9/17/2015-9/16/2021
John Stanley Hart, Jr.	12/01/2014-11/30/2020
W. Dale Houff	4/16/2012-4/15/2018
Amy B. Tisinger	7/01/2015-6/30/2021
Ian R. D. Williams*	7/01/2015-6/30/2021

### Twenty-seventh Judicial District

J. D. Bolt	7/01/2018-6/30/2024
Erin J. DeHart	7/01/2015-6/30/2021
Randal J. Duncan	5/01/2016-4/30/2022
Gerald E. Mabe II	7/1/2018-6/30/2024
Gino W. Williams*	4/01/2015-3/31/2021

### Twenty-eighth Judicial District

V. Blake McKinney*	7/01/2018-6/30/2024
Eric R. Thiessen	7/01/2013-6/30/2019

### Twenty-ninth Judicial District

Henry A. Barringer*	7/01/2013-6/30/2019
George Robert Brittain, II	12/01/2014-11/30/2020

### Thirtieth Judicial District

Ronald Kelley Elkins	7/1/2018-6/30/2024
Shawn L. Hines*	1/01/2015-12/31/2020

### Thirty-first Judicial District

Robert P. Coleman	7/01/2015-6/30/2021
Wallace Semeon Covington, III*	12/01/2014-11/30/2020
Angela Lemmon Horan	7/01/2015-6/30/2021
William E. Jarvis	11/01/2012-10/31/2018
Petula C. Metzler	7/01/2017-6/30/2022

Authorized Judges: 134

Judges: 120

Note: "Authorized Judges" refers to the maximum number of judges stated in Virginia Code § 16.1-69.6:1 as of July 1, 2018.

\*Chief Judge

# Juvenile & Domestic Relations District Court Judges

(As of December 31, 2017)

## First Judicial District

Eileen Anita Olds 7/01/2013-6/30/2019  
David J. Whitted 7/1/2018-6/30/2024  
Larry D. Willis, Sr.\* 5/01/2017-4/30/2023

## Second Judicial District

Randall M. Blow 4/01/2013-3/31/2019  
Deborah V. Bryan 5/01/2016-4/30/2022  
Tanya Bullock 7/01/2012-6/30/2018  
Kevin M Duffan 7/01/2017-6/30/2023  
Philip C Hollowell\* 12/01/2014-11/30/2020

## Second-A Judicial District

Croxton Gordon\* 2/01/2014-1/31/2020

## Third Judicial District

Diane P. Griffin  
Bryan K. Meals\* 7/01/2017-6/30/2023  
Alotha C. Willis 2/16/2013-2/15/2019

## Fourth Judicial District

M. Randolph Carlson, II 1/01/2017-12/31/2023  
Lauri D. Hogge 4/01/2013-3/31/2019  
Lyn M. Simmons\* 7/01/2015-6/30/2021  
Robert McLanahan Smith III 7/1/2018-6/30/2024

## Fifth Judicial District

Stan D. Clark 7/01/2017-6/30/2023  
James E. Wiser\* 7/01/2017-6/30/2022

## Sixth Judicial District

Carson E. Saunders, Jr. 6/01/2013-5/31/2019  
Jacqueline R. Waymack\* 6/01/2015-5/31/2021

## Seventh Judicial District

Ronald Everett Bensten 2/01/2016-1/31/2022  
Thomas W. Carpenter 2/01/2017-1/31/2023  
Judith Anne Kline\* 4/01/2015-3/31/2021

## Eighth Judicial District

Jay Edward Dugger\* 7/01/2013-6/30/2019  
Robert B. Wilson, V 4/01/2013-3/31/2019

## Ninth Judicial District

Wade A. Bowie\* 7/01/2012-6/30/2018  
Cressondra B. Conyers 7/01/2012-6/30/2018  
George C. Fairbanks, IV 2/01/2016-1/31/2022

## Tenth Judicial District

Marvin H. Dunkum\* 4/01/2016-3/31/2022  
Nora J. Miller 7/01/2016-6/30/2022  
Robert H. Morrison 2/01/2013-1/31/2019

## Eleventh Judicial District

Phillip T. DiStanislaio 2/01/2013-1/31/2019  
Valentine W. Southall, Jr.\* 10/01/2012-9/30/2018

## Twelfth Judicial District

D. Gregory Carr 2/01/2017-1/31/2022  
Vanessa L Jones 1/01/2015-12/31/2020  
Scott David Landry\* 12/01/2014-11/30/2020  
M. Duncan Minton, Jr. 3/01/2017-2/28/2023  
Jayne Ann Pemberton 12/01/2014-11/30/2020  
J. David Rigler 7/01/2012-6/30/2018

## Thirteenth Judicial District

Richard B. Campbell\* 4/01/2013-3/31/2019  
Marilynn C. Goss-Thornton 5/01/2014-4/30/2020  
Mary E. Langer 8/01/2016-7/31/2022  
Ashley K. Tunner 5/16/2012-5/15/2018

## Fourteenth Judicial District

Margaret W. Deglau 7/01/2012-6/30/2018  
Rondelle D. Herman 7/01/2012-6/30/2018  
Randall G. Johnson, Jr.\* 7/01/2012-6/30/2018  
Denis F. Soden 7/01/2012-6/30/2018  
Stuart L. Williams, Jr. 5/01/2017-4/30/2022

## Fifteenth Judicial District

Phillip U. Fines 7/01/2013-6/30/2019  
John E. Franklin 7/01/2015-6/30/2021  
Shannon O. Hoehl 7/01/2017-6/30/2023  
Julian W. Johnson 4/01/2017-3/31/2023  
William L. Lewis 7/01/2016-6/30/2022  
Andrea M. Stewart 7/01/2015-6/30/2021  
Georgia K. Sutton 2/01/2014-1/31/2020  
Frank G Uvanni 7/01/2015-6/30/2021  
Joseph A. Vance, IV\* 7/01/2013-6/30/2019

\*Chief Judge



## Juvenile & Domestic Relations District Court Judges

### Sixteenth Judicial District

David M Barredo	12/01/2014-11/30/2020
Ronald L. Morris	2/1/2018-1/31/2024
Frank W. Somerville	7/01/2012-6/30/2018
Deborah S. Tinsley*	12/01/2014-11/30/2020
Claude V. Worrell	7/01/2013-6/30/2019

### Seventeenth Judicial District

Robin L. Robb	7/01/2016-6/30/2022
George D. Varoutsos*	3/16/2016-3/15/2022

### Eighteenth Judicial District

Uley Norris Damiani	2/01/2015-1/31/2021
Constance H. Frogale*	4/01/2017-3/31/2023

### Nineteenth Judicial District

Gayl Branum Carr	8/01/2012-8/31/2018
Glenn L. Clayton, II	10/01/2012-9/30/2018
Kimberly J. Daniel	7/01/2013-6/30/2019
Todd G. Petit	7/01/2016-6/30/2022
Janine M. Saxe	2/01/2014-1/31/2020
Thomas P. Sotelo*	2/01/2015-1/31/2021

### Twentieth Judicial District

Pamela L. Brooks*	7/01/2017-6/30/2023
Melissa N. Cupp	7/01/2017-6/30/2023
Avelina S. Jacob	2/10/2013-2/09/2019

### Twenty-first Judicial District

Robert L. Bushnell	7/01/2013-6/30/2019
Susan N. Deatherage*	5/01/2013-4/30/2019

### Twenty-second Judicial District

Timothy W. Allen	7/01/2015-6/30/2021
Sarah A. Rice	2/01/2012-1/31/2018
Brian H. Turpin*	7/01/2012-6/30/2018
Dale M. Wiley	7/01/2016-6/30/2022

### Twenty-third Judicial District

Leisa K. Ciaffone	7/01/2013-6/30/2019
Hilary D. Griffith	7/01/2015-6/30/2021
Frank W. Rogers, III*	1/01/2015-12/31/2020
Onzlee Ware	12/01/2014-11/30/2020
John Weber, III	7/01/2015-6/30/2021

### Twenty-fourth Judicial District

Jeffrey P. Bennett*	7/01/2015-6/30/2021
Mary K. Driskill	8/01/2015-7/31/2021
Brooke Willse Gaddy	7/1/2018-6/30/2024
Robert Louis Harrison, Jr.	2/01/2017-1/31/2022
H. Cary Payne	7/01/2012-6/30/2018

### Twenty-fifth Judicial District

Laura L. Dascher*	5/01/2014-4/30/2020
Linda Schorsch Jones	12/01/2014-11/30/2020
Correy R. Smith	7/01/2016-6/30/2022
Paul A. Tucker	7/01/2017-6/30/2023

### Twenty-sixth Judicial District

Kimberly Marion Athey	12/01/2014-11/30/2020
Anthony Wayne Bailey	12/01/2014-11/30/2020
Kevin C. Black	7/01/2015-6/30/2021
Elizabeth Kellas Burton	5/01/2016-4/30/2022
Hugh David O'Donnell*	4/01/2015-3/31/2021
William W. Sharp	2/01/2013-1/31/2019

### Twenty-seventh Judicial District

H. Lee Chitwood	2/01/2012-1/31/2018
Monica D. Cox	7/01/2012-6/30/2018
Bradley G Dalton*	12/01/2014-11/30/2020
Stephanie Murray Shortt	12/01/2014-11/30/2020
Robert C. Viar, Jr.	5/01/2015-4/30/2021

### Twenty-eighth Judicial District

Richard S. Buddington, Jr.	7/1/2018-6/30/2024
Joseph B. Lyle	7/01/2015-6/30/2021
Florence A. Powell*	2/01/2014-1/31/2020

### Twenty-ninth Judicial District

Michael J. Bush	4/01/2015-3/31/2021
Martha P. Ketron*	2/01/2015-1/31/2021
Laura F. Robinson	7/01/2016-6/30/2022

### Thirtieth Judicial District

Marcus F. McClung	7/1/2018-6/30/2024
Elizabeth S. Wills*	2/01/2013-1/31/2019

### Thirty-first Judicial District

D. Scott Bailey	2/01/2016-1/31/2022
Lisa Michelle Baird	7/01/2013-6/30/2019
George M. DePolo	5/01/2014-4/30/2020
H. Jan Roltsch-Anoll*	12/01/2014-11/30/2020
Janice Justina Wellington	7/01/2014-6/30/2020

Authorized Judges: 134

Judges: 119

Note: "Authorized Judges" refers to the maximum number of judges stated in Virginia Code § 16.1-69.6:1 as of July 1, 2018.

\*Chief Judge

## Juvenile & Domestic Relations District Court Judges

### *District Judges Leaving the Bench in 2018*

	District	
Honorable Rufus A. Banks Jr.	1	Elected to Circuit Court July 1, 2018
Honorable Deborah M. Paxson	2	Retired March 31, 2018
Honorable William P. Williams	4	Retired May 31, 2018
Honorable Barry G. Logsdon	7	Died January 29, 2018
Honorable Mayo K. Gravatt	11	Retired November 30, 2018
Honorable Dale B. Durrer	16	Elected to Circuit Court July 1, 2018
Honorable Helen Leiner	19	Retired January 31, 2018
Honorable A. Ellen White	24	Retired June 30, 2018
Honorable Clarence E. Phillips	30	Retired June 30, 2018

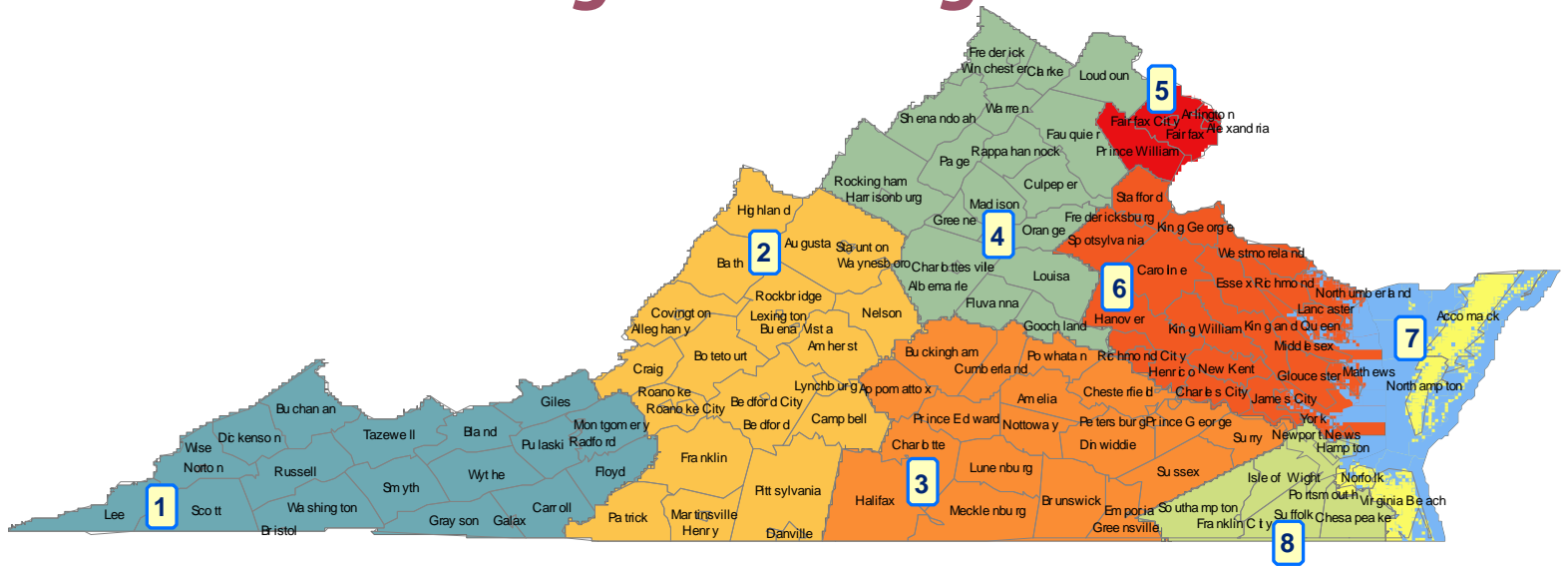
### *District Judges Taking the Bench in 2018*

	District	
Honorable David J. Whitted	1	Effective July 1, 2018
Honorable Diane P. Griffin	3	Effective July 1, 2018
Honorable Robert McLanahan Smith III	4	Effective July 1, 2018
Honorable Matthew A. Glassman	5	Effective July 1, 2018
Honorable Selena Stellute Glenn	8	Effective July 1, 2018
Honorable Theresa W. Carter	16	Effective July 1, 2018
Honorable Brooke Willse Gaddy	24	Effective July 1, 2018
Honorable Gerald E. Mabe II	27	Effective July 1, 2018
Honorable Richard S. Buddington Jr.	28	Effective July 1, 2018
Honorable Marcus F. McClung	30	Effective July 1, 2018



# Magistrate Services

## Magistrate Regions



Regions (8)	Judicial Circuits	Judicial Districts
1	27th, 28th, 29th, 30th	27th, 28th, 29th, 30th
2	21st, 22nd, 23rd, 24th, 25th	21st, 22nd, 23rd, 24th, 25th
3	6th, 10th, 11th, 12th	6th, 10th, 11th, 12th
4	16th, 20th, 26th	16th, 20th, 26th
5	17th, 18th, 19th, 31st	17th, 18th, 19th, 31st
6	9th, 13th, 14th, 15th	9th, 13th, 14th, 15th
7	2nd, 3rd, 4th	2nd, 2nd-A, 3rd, 4th
8	1st, 5th, 7th, 8th	1st, 5th, 7th, 8th

### Information About Virginia's Magistrates

Magistrates provide an independent, unbiased review of criminal complaints brought to the office by police officers or the general public. Their duties include issuing various types of processes such as arrest warrants, summonses, emergency protective orders, search warrants, subpoenas, mental health orders, and emergency medical orders. Magistrates conduct bond

hearings to determine bail in instances in which an individual is arrested and accept prepayments for traffic infractions and minor misdemeanors. Magistrates also serve as hearing officers for tax setoff hearings.

# Magistrates

(As of March 2019)

## REGION ONE

### Twenty-seventh Judicial Circuit/District

Leigh Ann Altizer  
Tessa Marie Bush  
Alan Dale Cash  
Elizabeth Logan Chitwood  
Crystal Dawn Cultice  
Charles Warren Davis  
Karen Sue Garnand  
Ashley Jean Johnson  
Robert Harrison Keller  
Susan Elaine Kinser  
Dane E.M. Little  
Jill M. Long\*  
Christopher Steven McCraw  
Thomas Neil Osborne  
Tiffany Anne Overfelt  
Everett G. Puckett  
Anthony Lee Rowlett  
Freddie Lee Sweet, Jr.  
Michele L. Thompson  
Jeremy F. West  
Christina Kendrick Whitlock  
David Deric Wigand  
Jeffrey Lyle Wright

### Twenty-eighth Judicial Circuit/District

Jackson L. Case, IV  
Sandra M. Case  
David Christopher Fields  
Joshua W. Fuller  
Tamala Hess Gillespie  
Mary Johanna Hanzlik\*  
Thomas A. Hess  
David Matthew Morangelo  
Ramanathan Michael Paranthaman  
Mary S. Rouse  
James Franklin Weaver

### Twenty-ninth Judicial Circuit/District

Amanda L. Davis  
Albert Wayne Hagy  
Kevin T. McGlothlin  
Carolyn Sue Mullins  
Elizabeth Lynn Snead-Combs

### Thirtieth Judicial Circuit/District

Sandy L. Bailey  
Evan Mackenzie Baker  
Stephanie Lauran Carter  
Joshua J. Ely  
Andrew Curtis Gardner  
John Thadieu Harris, III  
Audie L. Kennedy  
Murphy Andrew Mullins  
Jonathan Wayne Robbins\*  
Christie D. Robinson  
Jarrad Tyler Smith  
Janice Susan Sturgill  
Patricia M. Wynn

## REGION TWO

### Twenty-first Judicial Circuit/District

Bonnie R. Bowman  
Jordan Scott Bray  
Shannon Leigh Cauley  
Cynthia Lynn Corns  
Deborah L. Hall  
Ann M.S. Hylton\*  
Courtney Denise Reid  
Larry Joe Robinett, II

### Twenty-second Judicial Circuit/District

James William Adkins, Jr.  
Joseph Allan Blair  
Joyce Williamson Crews\*  
Justin Heath Hatcher  
Caroline E. Jones  
Joel Severin Nelson  
Lea Pilson  
Jennifer Beth Ross  
Cynthia Mae Stevens  
Joshua Behner Twiggs

\*Chief Magistrate

## Magistrates

### REGION TWO (continued)

#### Twenty-third Judicial Circuit/District

Jacquelyn Christine Akers  
Harry Allan Bither  
Jamie Kiser Capaldo  
Grover Nelson Craft, Jr.  
Lee Carter Edwards-Davis  
Sarah R. King  
Jeffrey Lamar Kyle  
Aimee Roebke Lucas  
Stephen Daniel Poff  
Daniel D. Rezai  
Allen W. Secrist  
Jason Robert Walsh  
Robert L. Warren  
Carolyn A. Watson  
Cynthia Lee Woods  
Robin Elizabeth Young

#### Twenty-fourth Judicial Circuit/District

Jack William Creasy  
Jonathan L. Davison  
Kristen Dana Dowling  
Robert Clemm Goad, Jr.  
Aubrey Howard Hall, Jr.  
Jeffrey Allen Hesson  
Larry Allen Jacobs  
Tamara Elizabeth Kusic  
Kang Hwan Lee  
Andrew John Michael\*  
Patricia Washington Parrish  
Barbara Jean Pryor  
Elbert Dewayne Sprinkle  
Catherine L. Thompson

#### Twenty-fifth Judicial Circuit/District

Joy A. Dudley  
Denise Schock Friski  
Kimberly Fleshman Hensley  
Kathleen Marie Lee  
Josiah Dean Leonard  
Jaime M. Long  
Allison Kelly McCray  
Judith Owens  
Charles Glisson Smith  
Eric Douglas Stephenson  
Lance Alvah Vest  
Robyn Renee Wilhelm\*

### REGION THREE

#### Sixth Judicial Circuit/District

David Lewis Blount  
Amelia Owens Covington  
David K. Hoque  
Bryan J. Hrbacek  
Janai Victoria Lewis  
Gregory Alan Lush\*  
Bradley Taylor Mead  
Thweatte G. Ozlin  
Tamekia Lashawn Simmons  
Michael Lionel Stith  
Deborah H. Wilson  
Robert Cochran Wrenn, Jr.

#### Tenth Judicial Circuit/District

Katherine Sullivan Blum  
Jessica Amber Conway  
John Anthony Ellis  
Lauren Nicole Gardner  
David Brian Hawks, Jr.  
Qiana Chenae Jones-Payne  
Robert Christopher Mason  
John Kenneth Pitts  
Christopher Alexander Salerno\*  
Katie Jane Smith  
Michael Allen Wilson  
Joshua D. Wolfe

#### Eleventh Judicial Circuit/District

Seth Isaac Cardwell  
Jennifer Elizabeth Chapman\*  
Chyrel Cutler  
David Matthew Guipe  
Carmen Denise Jones  
Joseph Daniel Maughon  
Richard Wallace Stevenson

#### Twelfth Judicial Circuit/District

Leigh Hill Ashtiani-O'Connell  
David Marhsall Bishop  
Herell W. Carneal, Jr.  
Daniel John Holser\*  
Daniel Lawrence Holt  
Joseph E. Payne  
Lawrence Andrew Stone  
Roman Michael Tedeschi  
Zohra Wakilpoor  
Kateland Alan Woodcock  
Michael Scott Znotens

\*Chief Magistrate



## Magistrates

### REGION FOUR

#### Sixteenth Judicial Circuit/District

Nathan William Beisel  
Avnel Alair Coates\*  
Mary Jane Connelly  
Ruth Ann Dalsky  
Donald G. Judy  
Patricia Robertson Last  
Dru Steven Letourneau  
Richard Allen Lillard  
Louis P. Mascola  
Karly J. Mayhew-Potts  
David A. Pennington  
George Stephen Pisano  
Alanna Jennings Rawls  
Michelle Jovan Scott

#### Twentieth Judicial Circuit/District

Olivia Jolene Bowdoin  
Suzanne Theresa Cabral  
Lawrence Conneen  
Fernando Carlos William Cota-Wertz  
Robert Alex Fanchok, Jr.  
C. Milton Harding  
Seth Ian Howard\*  
Louis E. Kroiz  
Charles Kenneth Moss  
William Joseph Waller, Jr.

#### Twenty-sixth Judicial Circuit/District

Dena Louise Anderson  
Anita B Baldock  
Courtenay W. Canedy  
John Russell Clanahan  
Victoria Catherine Dronsick  
Nicholas Taylor Hager  
Carrie Coffelt Hodges  
Thomas A. Howell  
James Alan Koblish  
Leah Louise Lorenz  
Monica Lynne Martin\*  
Alexander James Neff  
Leilani A. Monahan  
Michael Joseph Plecnik  
Sean Douglas Rankin  
Nettie Arthur Rogers  
Phyllis Armentrout Wong

### REGION FIVE

#### Seventeenth Judicial Circuit/District

Bruce Charles Adam\*  
Allison Arnold  
Jason Matthew Brayton-Lewis  
Duha Mongy El-Quesny  
Paul Wilkes Koshetar  
John David Kuntz  
Shawn B. Lassiter  
Benjamin Allen Plummer  
George L. Yaksick, Jr.

#### Eighteenth Judicial Circuit/District

Sanchelle Charles  
John P. Fucetola  
Elizabeth Ann Fuller  
Anna Cykon Davis  
Nathan Thomas Hurtz  
Scott Lawrence Scher  
Brian Gilbert Troxler  
Adam Dominic Willard\*

#### Nineteenth Judicial Circuit/District

Karen Olowin Ampeh  
Richard Thomas Benderoth  
Jonathan B. Bolts  
Dennis E. Brown  
Patricia J. Colgan  
Thomas Kevin Cullen  
Bradley G. Doane  
Alyssa D. Emery\*  
Dina Centifanti Gledhill  
Thomas William Gow  
Jon Scott Graft  
Kacee Marie Greenstein  
Sylvia Youngsil Hong  
Taeho Kang  
Marla G. McCormick  
Kateri Elizabeth Plasmier  
Shehrish K. Rajpoot  
Sarah Sami  
Kyle C. Schumacher  
Robert Eric Sherfy  
Andrea Brooke Sirianni  
Wilson Talavera  
Matthew Franklin Walker  
Justin Michael Wieneke

#### Thirty-first Judicial Circuit/District

Alexander Brandler  
Jennifer Ashley Christie  
Clinton C. Cohen  
Tara L. Crum  
Katie Lauren Deal

\*Chief Magistrate

## Magistrates

### REGION FIVE (continued)

#### Thirty-first Judicial Circuit/District (continued)

David James Fox  
Jeremy J. Hawkins  
Jonathan Kirk Heath  
Kaaren Kay Jurack  
Devan Lee Kirk  
Bill J. Lipsky  
Lawrie Falck Moncure\*  
James Avery Ortte  
Sandra Rae Sylvester  
Gary Lee Talbot  
Candra Ann Walker  
Kathleen Marie Weden  
Nathan Curtis Welch

### REGION SIX

#### Ninth Judicial Circuit/District

James Alan Beall  
Meghan Anne Cox  
Heather Dawn Farr  
Simon James Gemerek  
Kara L. Glascoe  
Harvey Bruce Heath  
Jack Douglas Howell  
Dominick Rocco Littman  
James Douglas Mounts  
M. Virginia Munoz\*  
Suzette M. Sapp  
Joshua G Shrieves

#### Thirteenth Judicial Circuit/District

Martasha M Bishop  
Micah Shawn Blankenship  
Andrew Timothy Goodfellow  
Jennifer Suzanne Heishman  
Alexander Thomas Hiller  
Jennifer Lee Meyer  
William Thomas Murray, II  
Susannah Lee Myers  
Joe Dennis Norris  
Eugene Raymond Shelton, Jr.  
Gary Michael Wooldridge\*  
Dawn Michelle Young

#### Fourteenth Judicial Circuit/District

Yvette Anita Ayala\*  
Bonita Renee Comer  
Tekia Shantelle Cooper  
Dennis Eric Haskin, Jr.  
Robert Glenn Hearn  
Sara E. Munoz

Charles Franklin Seal, III  
Kendric Ashton Smith  
Tony Sylvester Tate, Sr.  
Jeffrey Brian Znotens

#### Fifteenth Judicial Circuit/District

Thomas William Anderson  
Qiana Cordel Brandon  
Ramon Lewis Carter, Jr.  
Hansi Stevenson Chowdhry  
Thomas R. Dew  
Jonathan Glenn Goodpasture  
Andrew P. Hanlin  
Susan D Harris  
Donald Tyler Harrison  
Jack Wayne Hill, Jr.  
Frederick D. Howell  
Brook D. Hudnall  
Karthryn Meredith Kersey Horn  
Lydia Lovelace King  
Mary-Lynn Krusz  
Anderson C. Messer  
Jennifer Erin Miller  
Latonya C. Morris  
Mary Margaret Parsons  
Floyd Scott Risley  
Clifford Yarborough Rose\*  
Suzanne Elizabeth Sheehan  
Seketta Zenobia Skoloda  
Valerie Louise Stepp  
Jane Elizabeth Tomiko  
Shirelle Danielle Wiggins

### REGION SEVEN

#### Second Judicial Circuit/District

Blacke Garrett Anderson  
Kellee Ruth Bland  
Patrick D. Blankenship  
Christopher D. Burns  
Daniel Richard Danielson  
Velber Covington Harris  
Alicia Ann Jones  
Brittany Nichole Maxie  
Keesha U. McCray  
Emily Nicole Merchant  
Evelyn Gudrun Ortolani  
Sylvia Victorina Perry  
Michael Christopher Poulson\*  
Paul Eugene Sutton, II  
Steven P. Teverbaugh  
Andrew Ross Truitt  
Carl Glen Twiford  
Peter Ganzel Wales  
Sonjia M. Wheaton  
Tamyra L Whitehead

\*Chief Magistrate

## Magistrates

### Second-A Judicial Circuit/District

Brittany A. Russell  
Jill Harriet Ezersky

### Third Judicial Circuit/District

Mistee Nicole Colbert  
Tiffany Nathalia Garrard  
Luke M. Kelly  
Hanna Lidington  
Natalie Martin Miller  
Mandy Leigh Owens\*  
Fanita Y. Pendleton  
Kandace Joyce Turner-Ford  
David Ray Whitfield

### Fourth Judicial Circuit/District

Alexander H. Ballin  
Emerald Leigh Frierson  
Andrew Louis Gabriel  
Andrew Joseph Galle  
Stephen A. Grim  
Bethany June Hamlin  
Kimberly Lynette Hutson  
Tiffany Lynne Kaczynski  
Christopher Bradley Lawrence  
Patrick Ross Macaluso  
Ryan Johnston McLaughlin  
Christopher Ian Midgett  
Richard J. Salvadore  
Amanda Josephine Winchester\*

## REGION EIGHT

### First Judicial Circuit/District

George Michael Afentakis  
Michael Henry Baker  
Sue Bailey Breasette  
Sarita D. Chandler  
Veronica Durrant  
HeeJoon Kim Holt  
Marguerite Forker Laraia\*  
Larry Arthur Ray  
Christie C. Turner  
Steven Douglas Williams

### Fifth Judicial Circuit/District

Charlene Denise Daniel  
Sean Patrick Dolan\*  
Joseph William Knowles  
Michelle Ann Merrill  
Samuel Steven Perfetti  
Elizabeth Casby Stahlman  
Regina Turner Sykes  
Ryan Michael Jones

### Seventh Judicial Circuit/District

Kara S. Akins\*  
Sherri Lynn Dudley  
Douglass S. Hertz  
Gregory James Kaliris  
William A. Ketcham  
Shane A. Lacasse  
Barbara C. Mahady  
Brandon Earl Washington  
Anna B Wogan  
Christopher Avery Worthington

### Eighth Judicial Circuit/District

Dinah Balthis  
Thomas P. Chisman  
Lauren Cara Murphy  
Chana Monique Powell  
Sara Elizabeth Rowley  
Philip Warren Spratley, III  
Rachel Elizabeth Welch

## OFFICE OF THE EXECUTIVE SECRETARY STAFF

Shawn Quentin Barnes  
Ronald Batliner, Jr.  
David B. Brumit  
Thomas Richard Cahill  
John William Campbell  
Charles Noel Crum  
Elizabeth Rose Doudera  
Edith Elizabeth Edwards-Talbot  
Garland Wayne Frye  
Jonathan Elder Green  
Paul Akers Gregory, Jr.  
Don Errol McCown, Jr.  
Edmund Walter Newman, Jr.  
Robert Frank Noote, IV  
Heather Anne Page  
James Scorzelli  
Carolyn B. St. Clair  
Cheryl Anita Thompson

\*Chief Magistrate

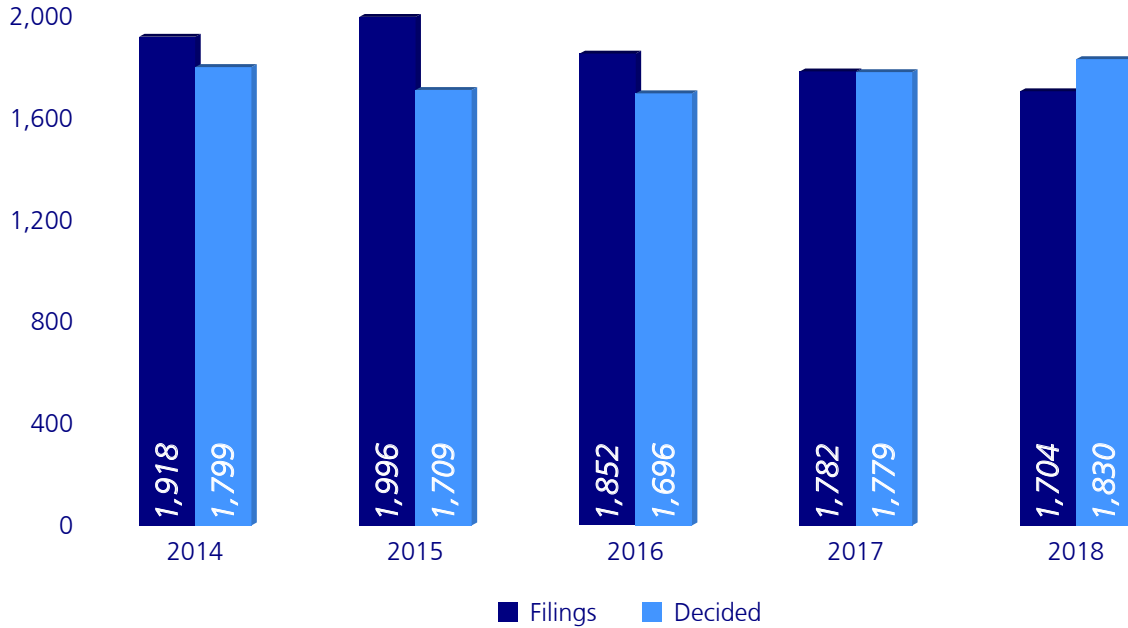
# Statistical Information In Brief

Statistical Information

# Supreme Court of Virginia

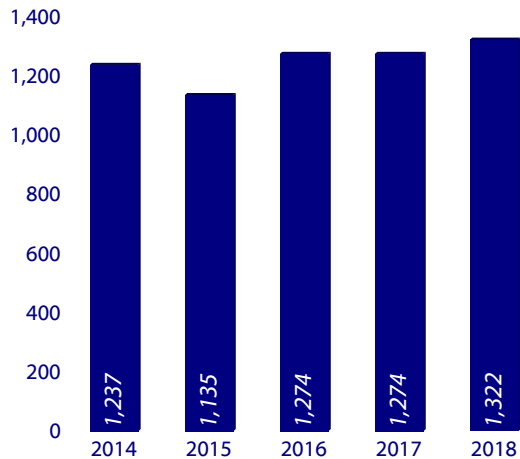
Display 5

*Supreme Court of Virginia: 2014-2018 Cases Filed and Decided*



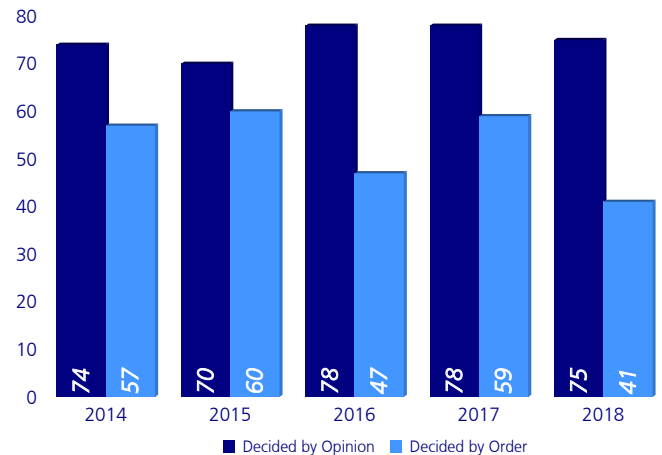
Display 6

*Supreme Court of Virginia  
2014-2018 Appeals Granted and Refused*



Display 7

*Supreme Court of Virginia  
2014-2018 Appeals/Petitions Decided by  
Opinions and Orders*



# Statistical Information

Table 6  
Supreme Court of Virginia: Statistical History 2014-2018

	2014	%Change	2015	%Change	2016	%Change	2017	%Change	2018	%Change	%Change 2014-2018
<b>APPEAL PETITIONS</b>											
Granted											
Appeals of Right	11	266.7%	5	-54.5%	10	100.0%	4	-60.0%	6	50.0%	-45.5%
Civil Granted	89	12.7%	79	-11.2%	95	20.3%	80	-15.8%	90	12.5%	1.1%
Criminal Granted	23	-8.0%	22	-4.3%	30	36.4%	23	-23.3%	28	21.7%	21.7%
Habeas Appeals Granted	6	100.0%	6	0.0%	4	-33.3%	4	0.0%	2	-50.0%	-66.7%
Cases Certified from CAV	0	0.0%	0	0.0%	2	0.0%	0	0.0%	0	0.0%	0.0%
Certified Questions of Law Accepted	2	0.0%	1	0.0%	1	0.0%	1	0.0%	1	0.0%	-50.0%
Remanded from U.S. Supreme Court	0	0.0%	0	0.0%	0	0.0%	0	0.0%	0	0.0%	0.0%
<b>Total</b>	<b>131</b>	<b>17.0%</b>	<b>113</b>	<b>-13.7%</b>	<b>142</b>	<b>25.7%</b>	<b>112</b>	<b>-21.1%</b>	<b>127</b>	<b>13.4%</b>	<b>-3.1%</b>
Refused											
Civil	341	-8.3%	342	0.3%	318	-7.0%	383	20.4%	332	-13.3%	-2.6%
Criminal	691	-17.8%	630	-8.8%	746	18.4%	708	-5.1%	795	12.3%	15.1%
Habeas Appeals	74	-16.9%	50	-32.4%	68	36.0%	71	4.4%	67	-5.6%	-9.5%
Certified Questions of Law Rejected	0	0.0%	0	0.0%	0	0.0%	0	0.0%	1	100.0%	
<b>Total</b>	<b>1,106</b>	<b>-15.1%</b>	<b>1,022</b>	<b>-7.6%</b>	<b>1,132</b>	<b>10.8%</b>	<b>1,162</b>	<b>2.7%</b>	<b>1,195</b>	<b>2.8%</b>	<b>8.0%</b>
<b>Total Granted/Refused</b>	<b>1,237</b>	<b>-12.5%</b>	<b>1,135</b>	<b>-8.2%</b>	<b>1,274</b>	<b>12.2%</b>	<b>1,274</b>	<b>0.0%</b>	<b>1,322</b>	<b>3.8%</b>	<b>6.9%</b>
Procedural Dismissal	211	-21.9%	230	9.0%	218	-5.2%	234	7.3%	212	-9.4%	0.5%
<b>ORIGINAL JURISDICTION PETITIONS</b>											
Docketed	0	-100.0%	1	0.0%	1	0.0%	5	400.0%	2	-60.0%	200.0%
Awarded											
Writ of Habeas Corpus	9	-25.0%	11	22.2%	8	-27.3%	8	0.0%	8	0.0%	-11.1%
Writ of Mandamus	0	0.0%	0	0.0%	0	0.0%	0	0.0%	0	0.0%	0.0%
Writ of Prohibition	0	0.0%	0	0.0%	0	0.0%	0	0.0%	0	0.0%	0.0%
Writ of Actual Innocence	0	0.0%	0	0.0%	0	0.0%	0	0.0%	0	0.0%	0.0%
<b>Total</b>	<b>9</b>	<b>-30.8%</b>	<b>11</b>	<b>22.2%</b>	<b>8</b>	<b>-27.3%</b>	<b>8</b>	<b>0.0%</b>	<b>8</b>	<b>0.0%</b>	<b>-11.1%</b>
Refused											
Writ of Habeas Corpus	161	-26.1%	147	-8.7%	113	-23.1%	127	12.4%	135	6.3%	-16.1%
Writ of Mandamus	45	-41.6%	57	26.7%	76	33.3%	43	-43.4%	56	30.2%	24.4%
Writ of Prohibition	5	25.0%	6	20.0%	5	-16.7%	5	0.0%	5	0.0%	0.0%
Writ of Actual Innocence	5	400.0%	1	-80.0%	1	0.0%	1	0.0%	0	-100.0%	-100.0%
<b>Total</b>	<b>216</b>	<b>-28.0%</b>	<b>211</b>	<b>-2.3%</b>	<b>195</b>	<b>-7.6%</b>	<b>176</b>	<b>-9.7%</b>	<b>196</b>	<b>11.4%</b>	<b>-9.3%</b>
Procedural Dismissal/Dismissed as Moot/Dismissed Other	126	-9.4%	121	-4.0%	87	-28.1%	82	-5.7%	90	9.8%	-28.6%
<b>Total Docketed, Awarded, and Refused</b>	<b>351</b>	<b>11.8%</b>	<b>344</b>	<b>-2.0%</b>	<b>204</b>	<b>-40.7%</b>	<b>271</b>	<b>32.8%</b>	<b>296</b>	<b>9.2%</b>	<b>-15.7%</b>
<b>SUMMARY</b>											
Grand Total of Cases Decided	1,799	-10.0%	1,709	-5.0%	1,696	-0.8%	1,779	4.9%	1,830	2.9%	1.7%
Total Petitions Filed Annually	1,918	-6.4%	1,996	4.1%	1,852	-7.2%	1,782	-3.8%	1,704	-4.4%	-11.2%

Note: In previous years, "Grand Total of Cases Decided" did not include procedural dismissal, dismissed as moot, and dismissed other.

## SCV Case Types Filed

SCV Case Types	2014	%Change	2015	%Change	2016	%Change	2017	%Change	2018	%Change	%Change 2014-2018
Actual Innocence	5	400.0%	2	-60.0%	3	50.0%	4	33.3%	0	-100.0%	-100.0%
Certified Questions of Law	1	-66.7%	1	0.0%	1	0.0%	1	0.0%	2	100.0%	100.0%
Civil	578	6.6%	547	-5.4%	569	4.0%	538	-5.4%	537	-0.2%	-7.1%
Commonwealth Appeals	6	20.0%	2	-66.7%	9	350.0%	7	-22.2%	2	-71.4%	-66.7%
Criminal	810	-7.3%	974	20.2%	776	-20.3%	801	3.2%	753	-6.0%	-7.0%
Death Penalty	0	#DIV/0!	0	0.0%	0	0.0%	0	0.0%	0	0.0%	0.0%
Disciplinary Board	3	#DIV/0!	3	0.0%	2	300.0%	2	300.0%	2	0.0%	0.0%
Disciplinary Court	1	0.0%	1	0.0%	0	-100.0%	0	#DIV/0!	2	0.0%	100.0%
Habeas Corpus Appeal	113	-13.1%	92	-18.6%	114	23.9%	102	-10.5%	78	-23.5%	-31.0%
Injunction Appeal	9	12.5%	12	33.3%	10	-16.7%	11	10.0%	5	-54.5%	-44.4%
Interlocutory Appeal	2	#DIV/0!	0	-100.0%	2	0.0%	4	0.0%	3	-25.0%	0.0%
Other	27	0.0%	25	-7.4%	21	-16.0%	18	-14.3%	33	83.3%	22.2%
State Corporation Commission	6	20.0%	4	-33.3%	9	125.0%	3	-66.7%	1	-66.7%	-83.3%
Workers' Compensation	8	-42.9%	10	25.0%	9	-10.0%	8	-11.1%	8	0.0%	0.0%
Writ of Habeas Corpus	266	-19.4%	253	-4.9%	218	-13.8%	217	-0.5%	194	-10.6%	-27.1%
Writ of Mandamus	72	-31.4%	64	-11.1%	105	64.1%	57	-45.7%	82	43.9%	13.9%
Writ of Prohibition	11	120.0%	6	-45.5%	4	-33.3%	9	125.0%	2	-77.8%	-81.8%
<b>Totals</b>	<b>1,918</b>	<b>-6.4%</b>	<b>1,996</b>	<b>4.1%</b>	<b>1,852</b>	<b>-7.2%</b>	<b>1,782</b>	<b>-3.8%</b>	<b>1,704</b>	<b>-4.4%</b>	<b>-11.2%</b>

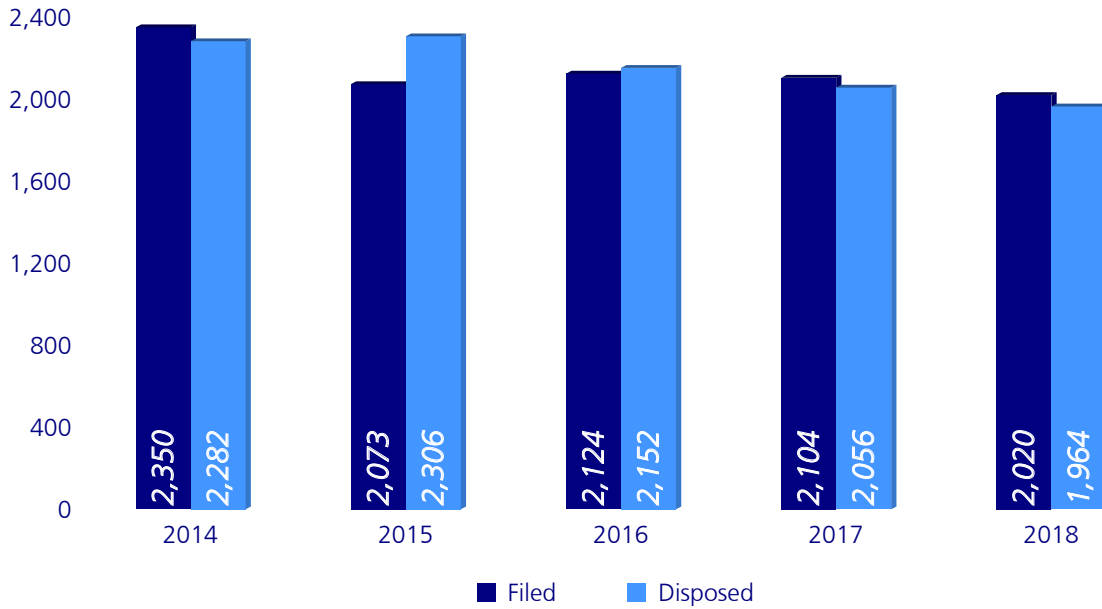


## Statistical Information

# Court of Appeals of Virginia

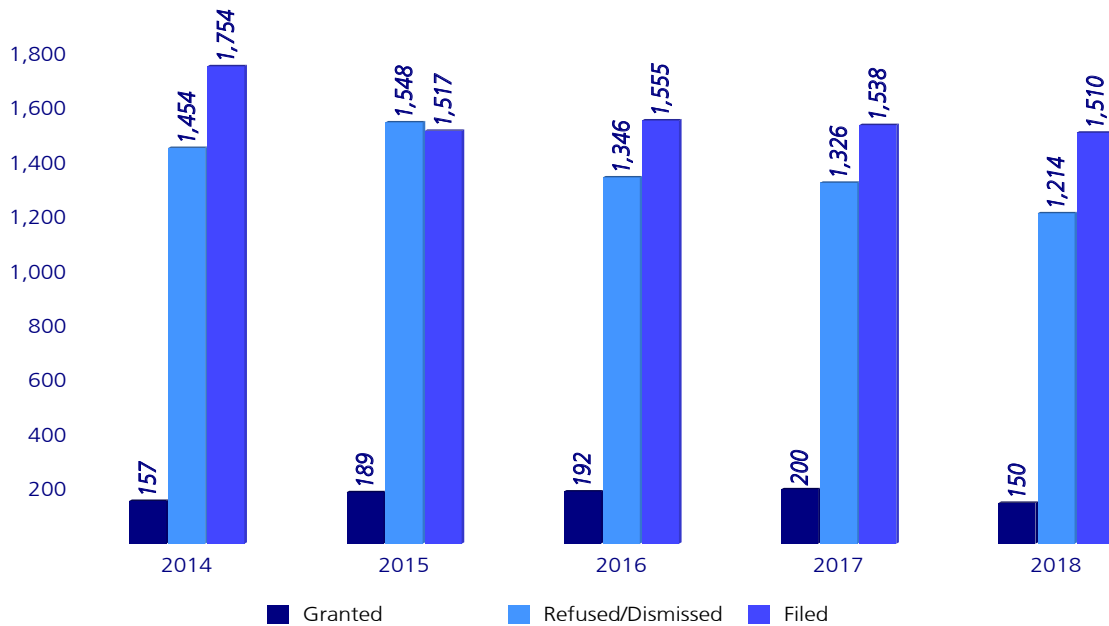
Display 8

*Court of Appeals: 2014-2018 Cases Filed and Disposed*



Display 9

*Court of Appeals: 2014-2018 Criminal Petitions*



# Statistical Information

Table 7  
Court of Appeals: Statistical History 2014-2018

Cases Filed	2014	%Change	2015	%Change	2016	%Change	2017	%Change	2018	%Change	%Change 2014-2018
<b>Cases Filed</b>											
Criminal Petitions*	1,747	-3.3%	1,512	-13.5%	1,555	2.8%	1,538	-1.1%	1,510	-1.8%	-13.6%
Domestic Relations	242	-3.6%	236	-2.5%	250	5.9%	235	-6.0%	221	-6.0%	-8.7%
Workers' Compensation Commission	145	-26.0%	101	-30.3%	90	-10.9%	92	2.2%	109	18.5%	-24.8%
Administrative Agency	23	-30.3%	17	-26.1%	19	11.8%	20	5.3%	20	0.0%	-13.0%
Original Jurisdiction	31	-26.2%	27	-12.9%	36	33.3%	40	11.1%	25	-37.5%	-19.4%
No Jurisdiction **	124	6.0%	132	6.5%	135	2.3%	163	20.7%	124	-23.9%	0.0%
Other ***	38	46.2%	48	26.3%	39	-18.8%	16	-59.0%	11	-31.3%	-71.1%
<b>Total</b>	<b>2,350</b>	<b>-4.9%</b>	<b>2,073</b>	<b>-11.8%</b>	<b>2,124</b>	<b>2.5%</b>	<b>2,104</b>	<b>-0.9%</b>	<b>2,020</b>	<b>-4.0%</b>	<b>-14.0%</b>
<b>Final Dispositions</b>											
Non-Criminal	630	1.1%	539	-14.4%	569	5.6%	529	-7.0%	538	1.7%	-14.6%
Criminal	1,652	-7.1%	1,767	7.0%	1,583	-10.4%	1,527	-3.5%	1,426	-6.6%	-13.7%
<b>Total</b>	<b>2,282</b>	<b>-5.0%</b>	<b>2,306</b>	<b>1.1%</b>	<b>2,152</b>	<b>-6.7%</b>	<b>2,056</b>	<b>-4.5%</b>	<b>1,964</b>	<b>-4.5%</b>	<b>-13.9%</b>
<b>Disposition of Appeals</b>											
Published Opinions	76	-2.6%	88	15.8%	66	-25.0%	64	-3.0%	61	-4.7%	-19.7%
Unpublished Opinions	327	9.0%	295	-9.8%	288	-2.4%	273	-5.2%	290	6.2%	-11.3%
Orders	382	2.1%	316	-17.3%	368	16.5%	339	-7.9%	348	2.7%	-8.9%
<b>Total</b>	<b>785</b>	<b>4.4%</b>	<b>699</b>	<b>-11.0%</b>	<b>722</b>	<b>3.3%</b>	<b>676</b>	<b>-6.4%</b>	<b>699</b>	<b>3.4%</b>	<b>-11.0%</b>
<b>Cases Appealed to the Supreme Court of Virginia</b>	<b>881</b>	<b>-7.8%</b>	<b>1,058</b>	<b>20.1%</b>	<b>851</b>	<b>-19.6%</b>	<b>865</b>	<b>1.6%</b>	<b>929</b>	<b>7.4%</b>	<b>5.4%</b>
<b>Criminal Petitions</b>											
Filed	1,754	-3.0%	1,517	-13.5%	1,555	2.5%	1,538	-1.1%	1,510	-1.8%	-13.9%
Granted	157	-12.8%	189	20.4%	192	1.6%	200	4.2%	150	-25.0%	-4.5%
Refused/Dismissed/Other	1,454	-8.3%	1,548	6.5%	1,346	-13.0%	1,326	-1.5%	1,214	-8.4%	-16.5%
Percent Granted	9.7		10.9		12.5		13.0		9.9		
<b>Pre-Trial Petitions Filed by Commonwealth</b>											
Filed	20	53.8%	28	40.0%	15	-46.4%	19	26.7%	17	-10.5%	-15.0%
Granted	8	33.3%	15	87.5%	7	-53.3%	6	-14.3%	12	100.0%	50.0%
Refused/Dismissed/Other	5	-58.3%	9	80.0%	9	0.0%	10	11.1%	8	-20.0%	60.0%
<b>Original Jurisdiction</b>											
Filed											
Habeas Corpus	4	-33.3%	3	-25.0%	4	33.3%	5	25.0%	5	0.0%	25.0%
Mandamus/Prohibition	10	11.1%	8	-20.0%	11	37.5%	6	-45.5%	5	-16.7%	-50.0%
Actual Innocence	17	-37.0%	16	-5.9%	21	31.3%	29	38.1%	15	-48.3%	-11.8%
<b>Total</b>	<b>31</b>	<b>-26.2%</b>	<b>27</b>	<b>-12.9%</b>	<b>36</b>	<b>33.3%</b>	<b>40</b>	<b>11.1%</b>	<b>25</b>	<b>-37.5%</b>	<b>-19.4%</b>
Disposed											
Habeas Corpus	6	0.0%	3	-50.0%	4	33.3%	4	0.0%	6	50.0%	0.0%
Mandamus/Prohibition	3	-70.0%	13	333.3%	9	-30.8%	11	22.2%	3	-72.7%	0.0%
Actual Innocence	20	-23.1%	16	-20.0%	20	25.0%	27	35.0%	17	-37.0%	-15.0%
<b>Total</b>	<b>29</b>	<b>-31.0%</b>	<b>32</b>	<b>10.3%</b>	<b>33</b>	<b>3.1%</b>	<b>42</b>	<b>27.3%</b>	<b>26</b>	<b>-38.1%</b>	<b>-10.3%</b>
<b>Appeals of Right</b>											
Filed											
Domestic Relations	242	-3.6%	236	-2.5%	250	5.9%	235	-6.0%	221	-6.0%	-8.7%
Workers' Compensation Commission	145	-26.0%	101	-30.3%	90	-10.9%	92	2.2%	109	18.5%	-24.8%
Administrative Agency	23	-30.3%	17	-26.1%	19	11.8%	20	5.3%	20	0.0%	-13.0%
No Jurisdiction**	124	6.0%	132	6.5%	135	2.3%	163	20.7%	124	-23.9%	0.0%
Other ****	11	0.0%	15	36.4%	24	60.0%	16	-33.3%	9	-43.8%	-18.2%
<b>Total</b>	<b>545</b>	<b>-10.4%</b>	<b>501</b>	<b>-8.1%</b>	<b>518</b>	<b>3.4%</b>	<b>526</b>	<b>1.5%</b>	<b>483</b>	<b>-8.2%</b>	<b>-11.4%</b>
<b>Total Cases Filed</b>	<b>2,350</b>	<b>-4.9%</b>	<b>2,073</b>	<b>-11.8%</b>	<b>2,124</b>	<b>2.5%</b>	<b>2,104</b>	<b>2.5%</b>	<b>2,020</b>	<b>-4.0%</b>	<b>-14.0%</b>
<b>Total Petitions Refused and Cases Disposed</b>	<b>2,282</b>	<b>-5.0%</b>	<b>2,306</b>	<b>1.1%</b>	<b>2,152</b>	<b>-6.7%</b>	<b>2,056</b>	<b>-6.7%</b>	<b>1,964</b>	<b>-4.5%</b>	<b>-13.9%</b>

\*Does not include contempt.

\*\* These are cases over which the Court of Appeals does not have jurisdiction and which are candidates for transfer to the Supreme Court of Virginia, pursuant to Code § 8.01-677.1. Prior to 1995, these cases were counted under the "Administrative Agency" category.

\*\*\*Includes concealed weapons applications, appeals by the Commonwealth before the end of trials and contempt.

## Statistical Information

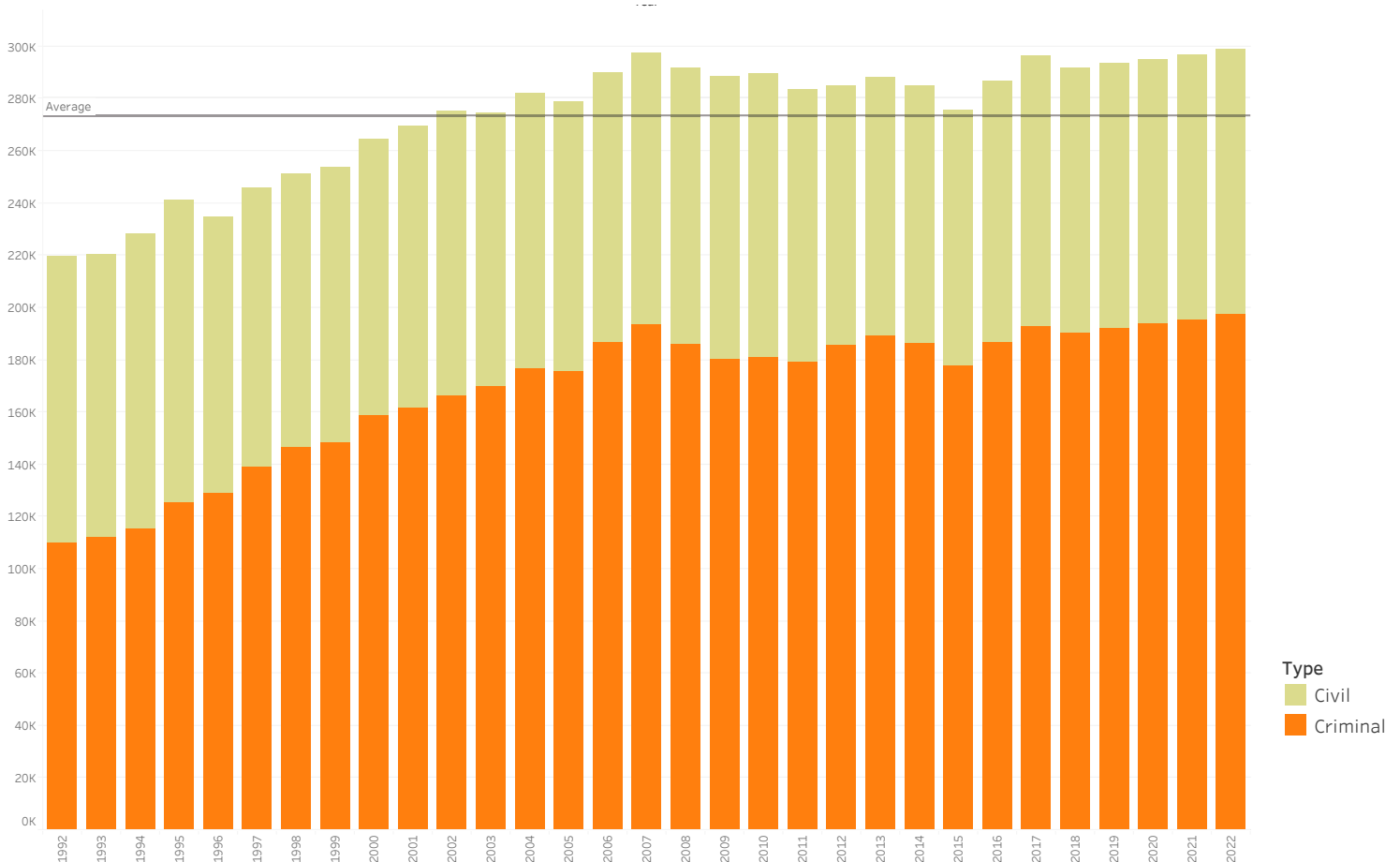
# Trial Court Caseload Statistics

Table 8  
*Circuit Courts: 2009-2018 Historical Summary*

Year	Filings	Percent Change	Dispositions	Percent Change
<b>2009</b>	288,407	-1.1%	285,172	-1.4%
<b>2010</b>	289,378	0.3%	279,363	-2.0%
<b>2011</b>	283,648	-2.0%	283,432	1.5%
<b>2012</b>	284,951	0.5%	279,084	-1.5%
<b>2013</b>	288,066	1.1%	278,501	-0.2%
<b>2014</b>	281,355	-2.3%	241,967	-13.1%
<b>2015</b>	418,829	36.5%	362,628	49.9%
<b>2016</b>	433,040	3.3%	405,017	2.5%
<b>2017</b>	428,654	-1.0%	456,347	12.7%
<b>2018</b>	470,884	9.9%	447,648	-1.9%

Note: Starting in 2015, special case activities including concealed weapon permits were calculated with civil filings causing substantial increases to case filings and dispositions..

Display 10  
*Circuit Courts: 1992 - 2022 Trends in Civil, Criminal, and Total Filings*



## Statistical Information

Table 9  
*Circuit Courts: 2017-2018 Percent Changes in Filings and Dispositions*

Year	Filings			Dispositions		
	2017	2018	Percent Change	2017	2018	Percent Change
1	15,956	18,125	13.6%	17,345	17,478	0.8%
2	17,885	18,018	0.7%	18,748	17,380	-7.3%
3	8,554	8,821	3.1%	8,847	8,459	-4.4%
4	22,487	20,879	-7.2%	23,659	21,649	-8.5%
5	9,303	10,685	14.9%	9,744	10,072	3.4%
6	5,517	7,208	30.7%	6,550	6,704	2.4%
7	8,340	9,605	15.2%	9,251	9,187	-0.7%
8	7,229	8,831	22.2%	8,758	7,516	-14.2%
9	13,439	15,776	17.4%	14,999	15,703	4.7%
10	9,949	10,715	7.7%	10,974	10,241	-6.7%
11	7,348	8,169	11.2%	7,806	7,924	1.5%
12	17,760	18,857	6.2%	17,897	18,430	3.0%
13	14,664	14,060	-4.1%	14,837	13,909	-6.3%
14	11,185	14,310	27.9%	14,540	12,888	-11.4%
15	31,920	35,866	12.4%	33,816	33,723	-0.3%
16	15,916	17,943	12.7%	16,990	17,145	0.9%
17	10,766	10,281	-4.5%	11,093	9,483	-14.5%
18	6,080	5,756	-5.3%	4,674	4,346	-7.0%
19	28,822	28,903	0.3%	26,073	26,829	2.9%
20	13,308	14,264	7.2%	14,080	14,249	1.2%
21	7,846	8,087	3.1%	8,252	8,278	0.3%
22	11,547	13,170	14.1%	11,970	12,706	6.1%
23	11,602	14,198	22.4%	13,174	13,227	0.4%
24	15,904	18,385	15.6%	16,714	17,255	3.2%
25	15,513	17,822	14.9%	16,452	17,249	4.8%
26	21,535	24,936	15.8%	23,232	23,854	2.7%
27	18,738	21,553	15.0%	20,307	20,316	0.0%
28	13,379	11,440	-14.5%	14,327	11,099	-22.5%
29	12,156	14,337	17.9%	12,708	11,974	-5.8%
30	8,666	11,088	27.9%	9,724	10,133	4.2%
31	15,340	18,796	22.5%	18,806	18,242	-3.0%
<b>State</b>	428,654	470,884	9.9%	456,347	447,648	-1.9%
<b>Urban</b>	196,670	174,781	-11.1%	162,881	150,468	-7.6%
<b>Rural</b>	231,984	296,103	27.6%	293,466	297,180	1.3%

Note: Starting in 2015, special case activities including concealed weapon permits were calculated with civil filings causing substantial increases in filings and dispositions. In 2018, there were two circuit courts--Alexandria (18th) and Fairfax (19th)--that did not use the Courts Automated Information System - Case Management System (CAIS-CMS). These two courts transmitted their own manually- or electronically-tabulated data.

# Statistical Information

Table 10

*General District Courts: 2009-2018 Historical Summary*

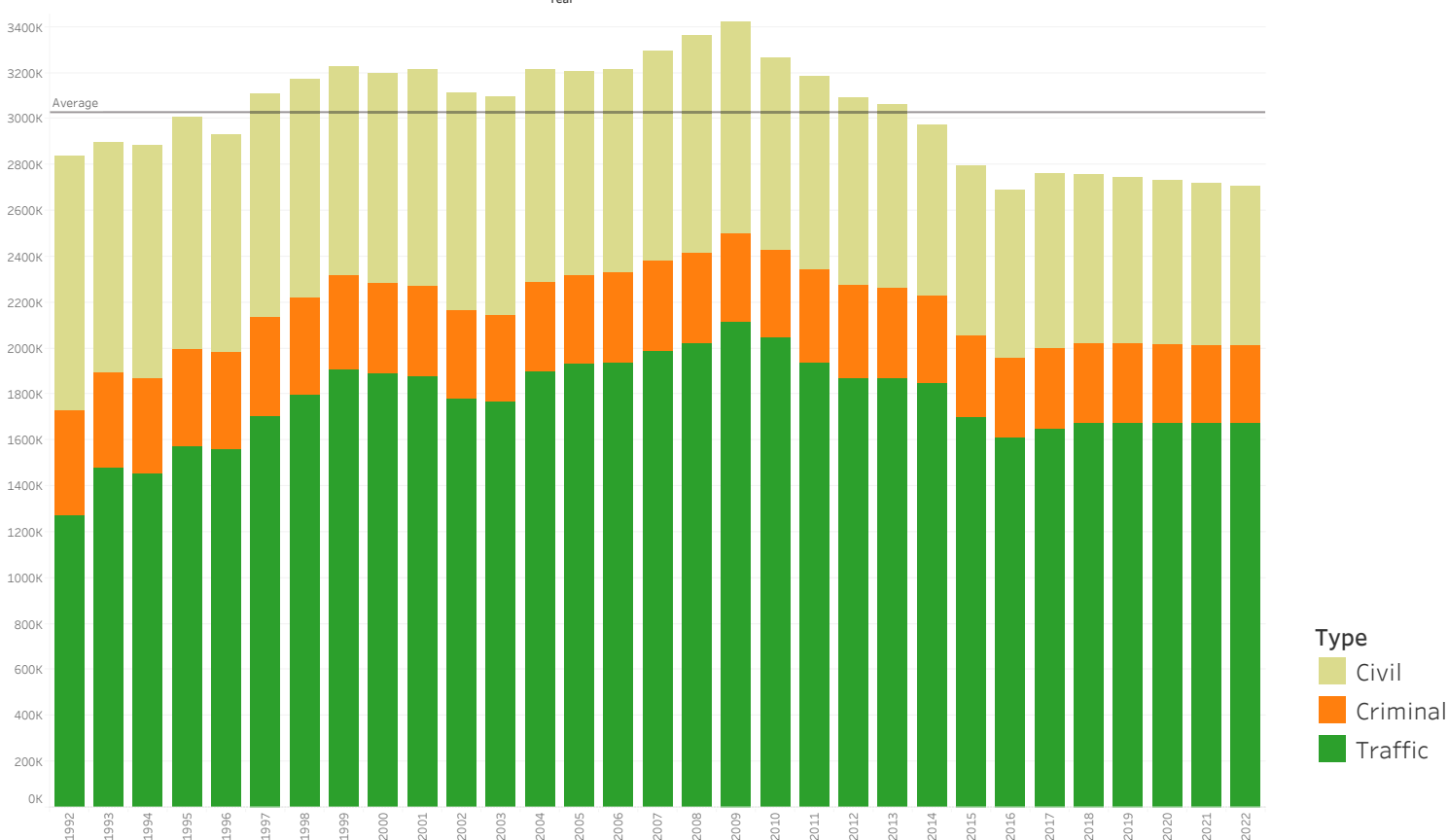
Year	Filings	Percent Change	Dispositions	Percent Change
<b>2009</b>	3,419,971	1.7%	3,437,902	1.5%
<b>2010</b>	3,265,992	-4.5%	3,289,278	-4.3%
<b>2011</b>	3,180,260	-2.6%	3,208,211	-2.5%
<b>2012</b>	3,087,041	-2.9%	3,109,841	-3.1%
<b>2013</b>	3,047,674	-1.3%	3,059,644	-1.6%
<b>2014</b>	3,004,109	-1.4%	3,012,512	-1.5%
<b>2015</b>	2,779,596	-7.5%	2,798,156	-7.1%
<b>2016</b>	2,691,775	-3.2%	2,709,436	-3.2%
<b>2017</b>	2,814,097	4.5%	2,818,155	4.0%
<b>2018</b>	2,786,432	-1.0%	2,811,650	-0.2%

Year	Criminal Cases		Traffic Cases		Civil Cases	
	Filings	Percent Change	Filings	Percent Change	Filings	Percent Change
<b>2009</b>	385,488	-3.2%	2,114,404	4.7%	920,079	-2.7%
<b>2010</b>	385,633	0.0%	2,046,254	-3.2%	834,105	-9.3%
<b>2011</b>	403,052	4.5%	1,935,280	-5.4%	841,928	0.9%
<b>2012</b>	404,575	0.4%	1,871,374	-3.3%	811,092	-3.7%
<b>2013</b>	394,673	-2.4%	1,868,859	-0.1%	784,142	-3.3%
<b>2014</b>	388,006	-1.7%	1,886,749	1.0%	729,354	-7.0%
<b>2015</b>	359,173	-7.4%	1,699,529	-9.9%	720,894	-1.2%
<b>2016</b>	351,180	-2.2%	1,608,093	-5.4%	732,502	1.6%
<b>2017</b>	356,136	1.4%	1,645,626	2.3%	756,215	3.2%
<b>2018</b>	350,657	-1.5%	1,609,888	-2.2%	769,848	1.8%

Display 11

*General District Court: 1992 - 2022 Trends In Civil, Criminal, Traffic, and Total Filings*



## Statistical Information

Table 11  
*General District Courts: 2017-2018 Percent Changes in Filings and Dispositions*

District	Filings			Dispositions		
	2017	2018	Percent Change	2017	2018	Percent Change
1	91,586	85,405	-6.7%	91,113	86,778	-4.8%
2	145,319	134,478	-7.5%	143,137	139,173	-2.8%
2A	35,681	35,681	0.0%	35,723	38,312	7.2%
3	39,132	35,467	-9.4%	39,062	36,749	-5.9%
4	110,569	113,736	2.9%	110,628	111,362	0.7%
5	58,699	55,679	-5.1%	58,983	56,502	-4.2%
6	109,297	101,291	-7.3%	108,754	103,225	-5.1%
7	73,451	74,211	1.0%	73,023	72,383	-0.9%
8	59,724	57,614	-3.5%	60,899	58,234	-4.4%
9	74,405	76,956	3.4%	74,780	77,828	4.1%
10	55,761	59,708	7.1%	56,001	59,370	6.0%
11	60,328	66,651	10.5%	60,975	66,208	8.6%
12	104,530	100,117	-4.2%	105,147	103,655	-1.4%
13	134,434	137,976	2.6%	132,949	139,271	4.8%
14	108,315	104,967	-3.1%	108,986	108,034	-0.9%
15	171,637	164,824	-4.0%	171,834	166,026	-3.4%
16	99,868	90,054	-9.8%	100,435	91,172	-9.2%
17	52,708	60,696	15.2%	51,653	61,197	18.5%
18	42,648	34,249	-19.7%	43,185	36,044	-16.5%
19	312,423	315,720	1.1%	310,375	316,032	1.8%
20	90,672	93,500	3.1%	91,149	93,265	2.3%
21	23,513	21,682	-7.8%	23,362	21,179	-9.3%
22	47,301	46,046	-2.7%	47,135	45,446	-3.6%
23	78,595	85,858	9.2%	79,690	86,186	8.2%
24	66,791	65,697	-1.6%	68,090	67,032	-1.6%
25	83,325	83,242	-0.1%	84,096	83,054	-1.2%
26	110,967	113,360	2.2%	112,451	117,220	4.2%
27	132,897	122,731	-7.6%	133,342	126,206	-5.4%
28	62,114	64,425	3.7%	63,260	63,698	0.7%
29	33,463	33,647	0.5%	32,943	31,920	-3.1%
30	29,711	26,947	-9.3%	30,109	27,519	-8.6%
31	114,233	123,817	8.4%	114,886	121,370	5.6%
<b>State</b>	2,814,097	2,786,432	-1.0%	2,818,155	2,811,650	-0.2%
<b>Urban</b>	1,502,903	1,464,311	-2.6%	1,501,831	1,493,893	-0.5%
<b>Rural</b>	1,311,194	1,322,121	0.8%	1,316,324	1,317,757	0.1%



## Statistical Information

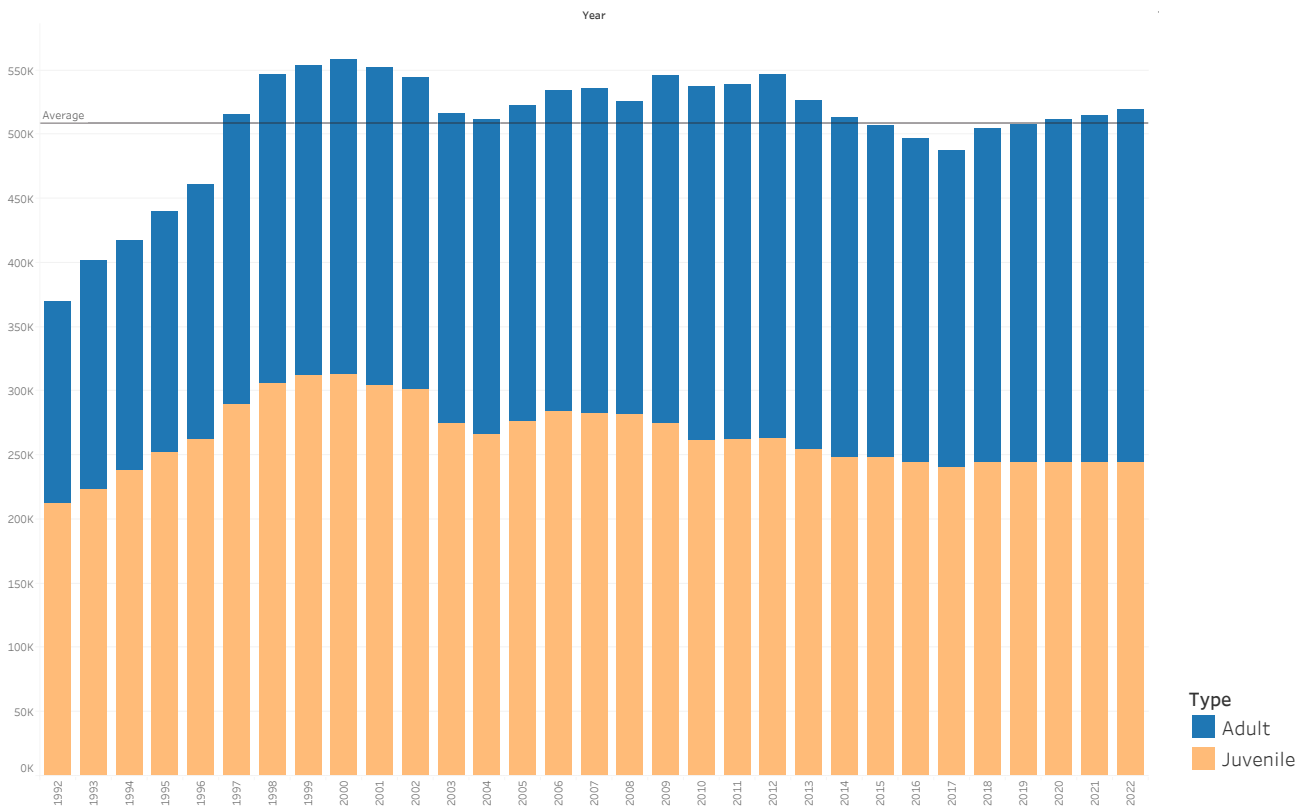
Table 12

*Juvenile & Domestic Relations District Courts: 2009-2018 Historical Summary*

Year	Filings	Percent Change	Disposition	Percent Change
<b>2009</b>	512,991	-2.3%	519,514	-2.8%
<b>2010</b>	502,291	-2.1%	509,720	-1.9%
<b>2011</b>	500,924	-0.3%	509,129	-0.1%
<b>2012</b>	504,064	0.6%	511,145	0.4%
<b>2013</b>	483,681	-4.0%	496,946	-2.8%
<b>2014</b>	476,218	-1.5%	487,604	-1.9%
<b>2015</b>	465,278	-2.3%	473,226	-2.9%
<b>2016</b>	505,474	8.6%	497,336	5.1%
<b>2017</b>	497,027	-1.7%	488,633	-1.7%
<b>2018</b>	444,645	-10.5%	465,308	-4.8%
	Juvenile Cases		Adult Cases	
Year	Filings	Percent Change	Filings	Percent Change
<b>2009</b>	269,727	-4.2%	243,264	-0.1%
<b>2010</b>	256,290	-5.0%	246,001	1.1%
<b>2011</b>	255,974	-0.1%	244,950	-0.4%
<b>2012</b>	256,966	0.4%	247,098	0.9%
<b>2013</b>	248,082	-3.5%	235,599	-4.7%
<b>2014</b>	246,078	-0.8%	230,140	-2.3%
<b>2015</b>	246,351	0.1%	221,927	-3.6%
<b>2016</b>	245,209	-0.5%	260,265	17.3%
<b>2017</b>	253,994	3.6%	243,033	-6.6%
<b>2018</b>	215,230	-15.3%	229,415	-5.6%

Display 12

*Juvenile & Domestic Relations District Courts: 1992 - 2022 Trends In Adult, Juvenile, and Total Filings*



## Statistical Information

Table 13

*Juvenile & Domestic Relations District Courts: 2017-2018 Percent Changes in Filings and Dispositions*

District	Filings			Dispositions		
	2017	2018	Percent Change	2017	2018	Percent Change
1	14,960	12,937	-13.5%	14,586	14,684	0.7%
2	24,996	26,781	7.1%	25,015	28,639	14.5%
2A	2,547	2,156	-15.4%	2,511	2,261	-10.0%
3	11,474	8,923	-22.2%	11,194	9,417	-15.9%
4	21,222	17,713	-16.5%	20,615	19,468	-5.6%
5	9,979	8,751	-12.3%	9,749	8,965	-8.0%
6	8,178	7,300	-10.7%	8,001	7,593	-5.1%
7	14,871	12,872	-13.4%	14,217	13,945	-1.9%
8	12,577	10,519	-16.4%	12,144	11,151	-8.2%
9	14,062	12,635	-10.1%	13,815	13,589	-1.6%
10	11,545	9,235	-20.0%	11,328	9,843	-13.1%
11	9,779	9,352	-4.4%	9,805	9,536	-2.7%
12	22,540	20,028	-11.1%	22,121	20,485	-7.4%
13	18,043	15,584	-13.6%	17,046	16,293	-4.4%
14	19,725	16,337	-17.2%	18,888	17,525	-7.2%
15	37,199	34,652	-6.8%	37,081	35,757	-3.6%
16	21,259	19,423	-8.6%	21,319	19,823	-7.0%
17	4,708	4,069	-13.6%	4,561	4,311	-5.5%
18	5,489	5,103	-7.0%	5,475	5,267	-3.8%
19	32,248	28,316	-12.2%	32,065	29,865	-6.9%
20	11,255	9,691	-13.9%	10,956	10,527	-3.9%
21	8,371	6,957	-16.9%	8,243	7,345	-10.9%
22	13,027	12,012	-7.8%	12,868	12,730	-1.1%
23	18,798	16,134	-14.2%	18,269	15,913	-12.9%
24	21,122	18,964	-10.2%	20,795	19,178	-7.8%
25	16,431	15,440	-6.0%	16,269	16,210	-0.4%
26	26,193	23,794	-9.2%	26,449	24,363	-7.9%
27	18,024	17,211	-4.5%	17,739	17,456	-1.6%
28	9,215	8,178	-11.3%	8,768	8,217	-6.3%
29	9,827	8,691	-11.6%	9,721	8,960	-7.8%
30	6,977	6,878	-1.4%	6,961	7,269	4.4%
31	20,386	18,009	-11.7%	20,059	18,723	-6.7%
<b>State</b>	497,027	444,645	-10.5%	488,633	465,308	-4.8%
<b>Urban</b>	242,037	213,325	-11.9%	236,255	225,686	-4.5%
<b>Rural</b>	254,990	231,320	-9.3%	252,378	239,622	-5.1%

## Statistical Information

Table 14  
**Magistrate System**  
2018 Statistics

	<b>2018</b>
<b>Bail processes</b>	
Commitment (DC-352)	191,863
Recognizance (DC-330)	176,821
Release (DC-353)	123,648
<b>Arrest Processes</b>	
Felony (DC-312)	110,393
Misdemeanor (local) (DC-315)	19,716
Misdemeanor (state) (DC-314)	164,760
Summons (DC-319)	50,417
Extradition (DC-374)	2,890
Capias (DC-361 or DC361X)	819
Dangerous dog (DC-396)	541
<b>Protective Orders</b>	
Emergency protective order (DC-382)	17,576
Emergency protective order – family abuse (DC-626)	38,000
<b>Mental and Medical Health Processes</b>	
Temporary detention order (DC894A)	22,938
Temporary detention order (juvenile) (DC-895)	2,632
Emergency custody order (DC-492)	8,750
Medical – Temporary detention order (DC-490)	418
Medical – Emergency custody order (DC-488)	19
<b>Search Warrants</b>	
Search warrant (DC-339)	29,558
Search warrant (tracking) (DC-341)	245
Search warrant (real time location data) (DC-309)	1,048

***Appendix***  
***Trial Court Statistics***

# 2018 Circuit Courts

Circuit	Court	Judgeships	Filings				Dispositions				Population		
			Civil	Criminal	Misc.	Total	Civil	Criminal	Misc.	Total	2010	2018	Percent Change
1	Chesapeake	5	7,249	7,490	3,386	18,125	7,076	7,170	3,232	17,478	222,209	243,868	9.7%
2	Accomack	9	738	711	255	1,704	692	561	236	1,489	33,164	32,769	-1.2%
	Northampton		304	757	68	1,129	295	758	29	1,082	12,389	11,862	-4.3%
	Virginia Beach		3,833	7,805	3,547	15,185	3,559	7,899	3,351	14,809	437,994	453,410	3.5%
	Total		4,875	9,273	3,870	18,018	4,546	9,218	3,616	17,380	483,547	498,041	3.0%
3	Portsmouth	4	3,710	3,374	1,737	8,821	3,459	3,315	1,685	8,459	95,535	94,953	-0.6%
4	Norfolk	8	6,063	7,149	7,667	20,879	5,991	7,058	8,600	21,649	242,803	245,741	1.2%
5	Isle of Wight	3	1,178	534	319	2,031	1,218	522	302	2,042	35,270	37,492	6.3%
	Southampton/Franklin City		751	1,035	311	2,097	768	1,182	276	2,226	27,152	26,159	-3.7%
	Suffolk		2,413	3,245	899	6,557	2,413	2,932	459	5,804	84,585	92,714	9.6%
	Total		4,342	4,814	1,529	10,685	4,399	4,636	1,037	10,072	147,007	156,365	6.4%
6	Brunswick	3	388	850	95	1,333	350	670	72	1,092	17,434	16,481	-5.5%
	Greensville/Emporia		369	745	167	1,281	361	664	109	1,134	18,170	17,004	-6.4%
	Hopewell		487	620	130	1,237	507	789	126	1,422	22,591	22,767	0.8%
	Prince George		1,074	1,058	166	2,298	1,009	885	145	2,039	35,725	37,212	4.2%
	Surry		235	69	25	329	226	46	40	312	7,058	6,584	-6.7%
	Sussex		245	422	63	730	230	420	55	705	12,087	11,473	-5.1%
	Total		2,798	3,764	646	7,208	2,683	3,474	547	6,704	113,065	111,521	-1.4%
7	Newport News	6	4,010	4,299	1,296	9,605	3,775	4,497	915	9,187	180,719	181,119	0.2%
8	Hampton	3	3,322	4,130	1,379	8,831	3,008	4,054	454	7,516	137,436	135,629	-1.3%
9	Charles City	4	162	133	55	350	159	158	43	360	7,256	7,017	-3.3%
	Gloucester		1,280	831	459	2,570	1,371	829	470	2,670	36,858	37,194	0.9%
	King & Queen		220	228	32	480	234	227	33	494	6,945	6,940	-0.1%
	King William		560	250	117	927	524	255	83	862	15,935	16,916	6.2%
	Mathews		299	151	65	515	161	143	70	374	8,978	8,704	-3.1%
	Middlesex		329	211	56	596	354	254	60	668	10,959	10,889	-0.6%
	New Kent		941	471	271	1,683	950	486	235	1,671	18,429	22,462	21.9%
	Williamsburg/James City		2,022	1,455	994	4,471	2,012	1,545	936	4,493	81,077	91,020	12.3%
	York/Poquoson		2,312	1,374	498	4,184	2,266	1,448	397	4,111	77,614	81,045	4.4%
	Total		8,125	5,104	2,547	15,776	8,031	5,345	2,327	15,703	264,051	282,187	6.9%
10	Appomattox	4	565	402	75	1,042	547	443	75	1,065	14,973	15,679	4.7%
	Buckingham		393	320	86	799	367	340	78	785	17,146	16,952	-1.1%
	Charlotte		356	228	114	698	340	198	71	609	12,586	12,021	-4.5%
	Cumberland		351	207	63	621	297	200	48	545	10,052	9,820	-2.3%
	Halifax		1,025	935	207	2,167	920	817	136	1,873	36,241	34,647	-4.4%
	Lunenburg		312	276	75	663	291	300	71	662	12,914	12,236	-5.3%
	Mecklenburg		1,219	1,578	174	2,971	1,200	1,665	184	3,049	32,727	30,985	-5.3%
	Prince Edward		487	1,009	258	1,754	383	1,031	239	1,653	23,368	23,249	-0.5%
	Total		4,708	4,955	1,052	10,715	4,345	4,994	902	10,241	160,007	155,589	-2.8%
11	Amelia	3	471	301	115	887	458	271	94	823	12,690	12,995	2.4%
	Dinwiddie		1,031	787	140	1,958	1,008	765	135	1,908	28,001	28,502	1.8%
	Nottoway		445	390	101	936	451	348	80	879	15,853	15,659	-1.2%
	Petersburg		705	1,723	331	2,759	627	1,684	318	2,629	32,420	31,746	-2.1%
	Powhatan		1,112	319	198	1,629	1,157	359	169	1,685	28,046	29,524	5.3%
	Total		3,764	3,520	885	8,169	3,701	3,427	796	7,924	117,010	118,426	1.2%
12	Chesterfield	6	8,167	6,179	2,255	16,601	8,100	6,032	2,193	16,325	316,236	346,357	9.5%
	Colonial Heights		454	1,385	417	2,256	434	1,313	358	2,105	17,411	17,562	0.9%
	Total		8,621	7,564	2,672	18,857	8,534	7,345	2,551	18,430	333,647	363,919	9.1%
13	Richmond City	8	4,163	4,690	5,207	14,060	3,875	5,047	4,987	13,909	204,214	226,919	11.1%
14	Henrico	5	5,588	6,077	2,645	14,310	4,455	6,006	2,427	12,888	306,935	326,993	6.5%

# 2018 Circuit Courts

Circuit	Court	Judgeships	Filings				Dispositions				Population		
			Civil	Criminal	Misc.	Total	Civil	Criminal	Misc.	Total	2010	2018	Percent Change
15	Caroline	11	841	876	409	2,126	881	874	489	2,244	28,545	30,292	6.1%
	Essex		315	214	66	595	280	264	48	592	11,151	10,780	-3.3%
	Fredericksburg		977	2,457	919	4,353	820	2,106	253	3,179	24,286	28,387	16.9%
	Hanover		3,685	3,296	794	7,775	3,768	3,167	718	7,653	99,863	107,357	7.5%
	King George		473	838	128	1,439	476	824	103	1,403	23,584	25,863	9.7%
	Lancaster		306	212	89	607	317	226	82	625	11,391	10,979	-3.6%
	Northumberland		426	347	49	822	381	281	36	698	12,330	12,075	-2.1%
	Richmond County		221	205	79	505	189	150	68	407	9,254	9,145	-1.2%
	Spotsylvania		3,986	2,918	858	7,762	3,909	3,014	761	7,684	122,397	133,441	9.0%
	Stafford		3,656	4,436	810	8,902	3,275	4,374	604	8,253	128,961	149,110	15.6%
	Westmoreland		438	450	92	980	425	486	74	985	17,454	17,911	2.6%
Total			15,324	16,249	4,293	35,866	14,721	15,766	3,236	33,723	489,216	535,340	9.4%
16	Albemarle	6	1,733	1,478	1,419	4,630	1,609	1,275	1,324	4,208	98,970	108,639	9.8%
	Charlottesville		383	825	368	1,576	321	944	227	1,492	43,475	49,281	13.4%
	Culpeper		1,343	964	295	2,602	1,337	980	282	2,599	46,689	51,282	9.8%
	Fluvanna		732	366	141	1,239	736	463	124	1,323	25,691	26,692	3.9%
	Goochland		710	263	126	1,099	750	247	107	1,104	21,717	23,176	6.7%
	Greene		675	488	210	1,373	655	374	153	1,182	18,403	19,959	8.5%
	Louisa		1,225	747	433	2,405	1,228	745	430	2,403	33,153	36,021	8.7%
	Madison		533	253	165	951	533	228	158	919	13,308	13,278	-0.2%
	Orange		1,115	739	214	2,068	1,124	624	167	1,915	33,481	35,582	6.3%
	Total				8,449	6,123	3,371	17,943	8,293	5,880	2,972	17,145	334,887
17	Arlington/Falls Church	3	3,242	3,805	3,234	10,281	3,034	3,584	2,865	9,483	219,959	255,491	16.2%
18	Alexandria	4	3,708	1,327	721	5,756	3,001	1,345	0	4,346	139,966	161,050	15.1%
19	Fairfax County/City	15	18,406	6,057	4,440	28,903	16,622	6,042	4,165	26,829	1,104,264	1,170,530	6.0%
20	Fauquier	5	2,019	859	623	3,501	2,179	858	676	3,713	65,203	70,150	7.6%
	Loudoun		5,274	2,697	2,312	10,283	5,304	2,453	2,324	10,081	312,311	406,355	30.1%
	Rappahannock		220	106	154	480	212	97	146	455	7,373	7,219	-2.1%
	Total		7,513	3,662	3,089	14,264	7,695	3,408	3,146	14,249	384,887	483,724	25.7%
21	Henry	2	1,637	2,317	738	4,692	1,722	2,213	734	4,669	54,151	51,438	-5.0%
	Martinsville		249	1,152	355	1,756	225	1,093	337	1,655	13,821	13,119	-5.1%
	Patrick		703	833	103	1,639	732	1,090	132	1,954	18,490	17,790	-3.8%
	Total		2,589	4,302	1,196	8,087	2,679	4,396	1,203	8,278	86,462	82,347	-4.8%
22	Danville	5	965	3,506	247	4,718	1,124	3,248	295	4,667	43,055	40,590	-5.7%
	Franklin County		1,871	1,640	245	3,756	1,877	1,464	205	3,546	56,159	56,127	-0.1%
	Pittsylvania		2,333	1,507	856	4,696	2,312	1,410	771	4,493	63,506	61,640	-2.9%
	Total		5,169	6,653	1,348	13,170	5,313	6,122	1,271	12,706	162,720	158,357	-2.7%
23	Roanoke City	5	2,613	2,694	1,720	7,027	2,906	2,613	841	6,360	97,032	100,033	3.1%
	Roanoke County		2,757	2,118	705	5,580	2,943	1,998	342	5,283	92,376	93,672	1.4%
	Salem		605	822	164	1,591	640	777	167	1,584	24,802	25,704	3.6%
	Total		5,975	5,634	2,589	14,198	6,489	5,388	1,350	13,227	214,210	219,409	2.4%
24	Amherst	5	1,154	1,255	352	2,761	1,134	1,124	340	2,598	32,353	31,867	-1.5%
	Bedford County/City		3,125	1,480	382	4,987	3,140	1,310	348	4,798	74,898	78,329	4.6%
	Campbell		2,059	1,399	309	3,767	2,039	1,110	330	3,479	54,842	55,425	1.1%
	Lynchburg		1,936	2,534	1,106	5,576	1,897	2,282	1,065	5,244	75,568	81,339	7.6%
	Nelson		434	759	101	1,294	381	697	58	1,136	15,020	14,836	-1.2%
	Total		8,708	7,427	2,250	18,385	8,591	6,523	2,141	17,255	252,681	261,796	3.6%
25	Alleghany/Covington	5	811	1,198	119	2,128	766	1,328	109	2,203	22,211	20,860	-6.1%
	Augusta		2,425	1,765	540	4,730	2,322	1,782	439	4,543	73,750	75,254	2.0%
	Bath		241	100	48	389	220	89	31	340	4,731	4,429	-6.4%
	Botetourt		1,288	1,072	156	2,516	1,312	865	139	2,316	33,148	33,288	0.4%
	Buena Vista		156	289	40	485	161	315	38	514	6,650	6,351	-4.5%
	Craig		287	79	30	396	279	82	18	379	5,190	5,094	-1.8%
	Highland		109	36	22	167	109	45	29	183	2,321	2,265	-2.4%
	Lexington/Rockbridge		829	1,408	233	2,470	790	1,287	228	2,305	29,349	29,901	1.9%
	Staunton		615	1,306	323	2,244	919	1,265	203	2,387	23,746	24,972	5.2%
	Waynesboro		776	1,015	506	2,297	762	830	487	2,079	21,006	22,285	6.1%
	Total		7,537	8,268	2,017	17,822	7,640	7,888	1,721	17,249	222,102	224,699	1.2%



## 2018 Circuit Courts

Circuit	Court	Judgeships	Filings				Dispositions				Population		
			Civil	Criminal	Misc.	Total	Civil	Criminal	Misc.	Total	2010	2018	Percent Change
26	Clarke	8	467	300	116	883	444	284	82	810	14,034	14,400	2.6%
	Frederick		2,455	2,028	435	4,918	2,442	2,020	383	4,845	78,305	87,776	12.1%
	Page		730	1,431	162	2,323	713	1,422	129	2,264	24,042	23,833	-0.9%
	Rockingham/Harrisonburg		2,961	2,893	1,438	7,292	3,088	2,740	1,311	7,139	125,228	136,028	8.6%
	Shenandoah		1,426	1,601	610	3,637	1,314	1,502	543	3,359	41,993	42,940	2.3%
	Warren		1,506	1,158	832	3,496	1,415	1,040	721	3,176	37,575	39,630	5.5%
	Winchester		603	1,588	196	2,387	558	1,527	176	2,261	26,203	28,282	7.9%
	<b>Total</b>		<b>10,148</b>	<b>10,999</b>	<b>3,789</b>	<b>24,936</b>	<b>9,974</b>	<b>10,535</b>	<b>3,345</b>	<b>23,854</b>	<b>347,380</b>	<b>372,889</b>	<b>7.3%</b>
27	Bland	7	287	64	38	389	302	81	31	414	6,824	6,432	-5.7%
	Carroll/Galax		1,533	1,603	433	3,569	1,630	1,468	445	3,543	37,084	35,728	-3.7%
	Floyd		535	439	144	1,118	536	363	131	1,030	15,279	15,643	2.4%
	Giles		773	724	85	1,582	669	633	56	1,358	17,286	16,931	-2.1%
	Grayson		864	730	248	1,842	822	698	231	1,751	15,533	15,330	-1.3%
	Montgomery		2,158	2,304	1,013	5,475	2,037	2,101	772	4,910	94,392	99,433	5.3%
	Pulaski		1,436	1,629	413	3,478	1,469	1,472	418	3,359	34,872	34,183	-2.0%
	Radford		345	746	116	1,207	311	713	121	1,145	16,408	18,041	10.0%
	Wythe		1,376	1,334	183	2,893	1,410	1,190	206	2,806	29,235	28,650	-2.0%
	<b>Total</b>		<b>9,307</b>	<b>9,573</b>	<b>2,673</b>	<b>21,553</b>	<b>9,186</b>	<b>8,719</b>	<b>2,411</b>	<b>20,316</b>	<b>266,913</b>	<b>270,371</b>	<b>1.3%</b>
28	Bristol	4	442	1,524	1,003	2,969	430	1,464	1,006	2,900	17,835	16,877	-5.4%
	Smyth		1,448	1,597	685	3,730	1,505	1,470	682	3,657	32,208	30,475	-5.4%
	Washington		2,385	2,063	293	4,741	2,352	1,921	269	4,542	54,876	53,992	-1.6%
	<b>Total</b>		<b>4,275</b>	<b>5,184</b>	<b>1,981</b>	<b>11,440</b>	<b>4,287</b>	<b>4,855</b>	<b>1,957</b>	<b>11,099</b>	<b>104,919</b>	<b>101,344</b>	<b>-3.4%</b>
29	Buchanan	5	867	1,188	176	2,231	793	1,575	148	2,516	24,098	21,576	-10.5%
	Dickenson		607	516	145	1,268	595	513	161	1,269	15,903	14,516	-8.7%
	Russell		1,220	1,763	317	3,300	1,183	1,582	97	2,862	28,897	27,057	-6.4%
	Tazewell		1,878	5,333	327	7,538	1,708	3,315	304	5,327	45,078	41,973	-6.9%
	<b>Total</b>		<b>4,572</b>	<b>8,800</b>	<b>965</b>	<b>14,337</b>	<b>4,279</b>	<b>6,985</b>	<b>710</b>	<b>11,974</b>	<b>113,976</b>	<b>105,122</b>	<b>-7.8%</b>
30	Lee	4	907	1,690	169	2,766	871	1,546	138	2,555	25,587	23,994	-6.2%
	Scott		1,063	1,864	155	3,082	1,003	1,643	110	2,756	23,177	22,121	-4.6%
	Wise/Norton		1,709	3,239	292	5,240	1,620	2,976	226	4,822	45,410	42,294	-6.9%
	<b>Total</b>		<b>3,679</b>	<b>6,793</b>	<b>616</b>	<b>11,088</b>	<b>3,494</b>	<b>6,165</b>	<b>474</b>	<b>10,133</b>	<b>94,174</b>	<b>88,409</b>	<b>-6.1%</b>
31	Prince William/Manassas/ Manassas Park	6	8,957	5,834	4,005	18,796	9,341	5,429	3,472	18,242	454,096	521,627	14.9%
<b>State</b>		<b>171</b>	<b>198,896</b>	<b>192,893</b>	<b>79,095</b>	<b>470,884</b>	<b>192,517</b>	<b>184,616</b>	<b>70,515</b>	<b>447,648</b>	<b>8,001,024</b>	<b>8,517,685</b>	<b>6.5%</b>

Starting in 2015, special case activities including concealed weapon permits were calculated with civil filings. In 2018, there were two circuit courts--Alexandria (18th) and Fairfax (19th)--that did not use the Courts Automated Information System - Case Management System (CAIS-CMS). These courts transmitted their own manually- or electronically-tabulated data.

# 2018 General District Courts

Judicial District		Filings					Dispositions				
		Criminal	Traffic	Civil	Misc.	Total	Criminal	Traffic	Civil	Misc.	Total
<b>1</b>	Chesapeake	8,281	38,085	38,083	956	85,405	8,636	39,256	37,922	964	86,778
<b>2</b>	Virginia Beach	16,027	56,423	58,632	3,396	134,478	15,828	58,845	61,080	3,420	139,173
<b>2A</b>	Accomack	1,682	9,402	4,196	72	15,352	1,586	9,436	4,092	79	15,193
	Northampton	730	22,405	817	28	23,980	710	21,672	709	28	23,119
	Total	2,389	28,562	4,593	137	35,681	2,296	31,108	4,801	107	38,312
<b>3</b>	Portsmouth	5,379	13,014	16,576	498	35,467	5,581	13,995	16,677	496	36,749
<b>4</b>	Norfolk										
	Norfolk-Criminal	14,146	0	0	0	14,146	14,823		0	25	14,848
	Norfolk-Traffic	0	37,843	0	0	37,843		34,486	0	0	34,486
	Norfolk-Civil	0	0	61,308	0	61,308	0	0	61,563	0	61,563
	Norfolk-Miscellaneous	0	0	0	439	439	0	0	0	465	465
	Total	14,146	37,843	61,308	439	113,736	14,823	34,486	61,563	490	111,362
<b>5</b>	Franklin City	608	1,696	2,107	47	4,458	648	1,448	2,169	47	4,312
	Isle of Wight	1,399	7,014	1,998	67	10,478	1,632	7,554	2,060	65	11,311
	Southampton	500	13,144	872	43	14,559	562	13,121	908	43	14,634
	Suffolk	2,874	13,123	9,546	641	26,184	3,039	13,308	9,254	644	26,245
	Total	5,381	34,977	14,523	798	55,679	5,881	35,431	14,391	799	56,502
<b>6</b>	Brunswick	568	20,441	641	70	21,720	593	22,174	653	73	23,493
	Emporia	806	9,872	2,024	49	12,751	901	9,890	2,171	47	13,009
	Greensville	494	15,320	815	64	16,693	458	15,630	820	69	16,977
	Hopewell	2,039	9,995	3,510	849	16,393	1,983	11,237	3,542	844	17,606
	Prince George	1,311	9,126	2,199	59	12,695	1,265	8,837	2,200	59	12,361
	Surry	269	1,509	246	15	2,039	304	1,571	251	15	2,141
	Sussex	393	18,096	475	36	19,000	466	16,681	454	37	17,638
	Total	5,880	84,359	9,910	1,142	101,291	5,970	86,020	10,091	1,144	103,225
<b>7</b>	Newport News										
	Newport News-Criminal	9,420	1,026	77	0	10,523	8,600	802	58	0	9,460
	Newport News-Traffic	1,736	28,368	543	0	30,647	1,492	28,105	508	0	30,105
	Newport News-Civil	297	0	32,335	409	33,041	285	0	32,130	403	32,818
	Total	11,453	29,394	32,955	409	74,211	10,377	28,907	32,696	403	72,383
<b>8</b>	Hampton	7,102	25,549	22,966	1,997	57,614	7,375	26,110	22,748	2,001	58,234
<b>9</b>	Charles City	322	748	250	8	1,328	302	861	241	8	1,412
	Gloucester	1,359	10,173	2,002	109	13,643	1,431	10,567	1,966	105	14,069
	King & Queen	649	3,822	244	9	4,724	710	3,869	242	9	4,830
	King William	504	1,916	1,241	15	3,676	578	2,034	1,214	15	3,841
	Mathews	195	999	307	19	1,520	210	924	313	19	1,466
	Middlesex	335	775	309	19	1,438	332	732	304	19	1,387
	New Kent	1,068	6,847	2,310	14	10,239	909	6,890	2,311	14	10,124
	Williamsburg/James City	3,429	10,090	4,624	2,938	21,081	3,599	10,206	4,584	3,046	21,435
	York/Poquoson	2,823	12,018	4,339	127	19,307	2,993	11,878	4,270	123	19,264
	Total	10,684	47,388	15,626	3,258	76,956	11,064	47,961	15,445	3,358	77,828
<b>10</b>	Appomattox	571	2,761	1,202	26	4,560	556	2,922	1,123	26	4,627
	Buckingham	520	2,824	680	45	4,069	508	2,832	590	46	3,976
	Charlotte	444	4,457	685	64	5,650	399	3,960	672	64	5,095
	Cumberland	449	3,997	438	15	4,899	435	3,780	415	15	4,645
	Halifax	1,861	6,129	2,727	229	10,946	1,832	6,443	2,654	230	11,159
	Lunenburg	396	1,640	441	45	2,522	390	1,680	363	45	2,478
	Mecklenburg	1,393	12,927	2,528	94	16,942	1,378	12,724	2,793	96	16,991
	Prince Edward	1,458	6,559	1,957	146	10,120	1,469	6,769	2,014	147	10,399
	Total	7,092	41,294	10,658	664	59,708	6,967	41,110	10,624	669	59,370
<b>11</b>	Amelia	439	2,597	415	24	3,475	448	2,687	373	24	3,532
	Dinwiddie	1,146	11,234	1,649	1,753	15,782	1,208	10,683	1,673	1,753	15,317
	Nottoway	757	4,539	1,139	556	6,991	699	4,436	1,101	556	6,792
	Petersburg	3,612	18,133	11,811	1,890	35,446	3,488	17,654	12,321	1,879	35,342
	Powhatan	730	3,274	935	18	4,957	834	3,477	895	19	5,225
	Total	6,684	39,777	15,949	4,241	66,651	6,677	38,937	16,363	4,231	66,208
<b>12</b>	Chesterfield	10,925	43,485	32,960	443	87,813	11,398	46,128	32,843	430	90,799
	Colonial Heights	2,580	6,432	3,221	71	12,304	2,862	6,621	3,304	69	12,856
	Total	13,505	49,917	36,181	514	100,117	14,260	52,749	36,147	499	103,655
<b>13</b>	Richmond City										
	Richmond-John Marshall	8,365	41,038	917	0	50,320	8,188	42,605	918	0	51,711
	Richmond-Civil	0	0	65,264	3,786	69,050	0	0	64,606	3,810	68,416
	Richmond-Marsh	7,174	10,478	954	0	18,606	7,838	10,340	966	0	19,144
	Total	15,539	51,516	67,135	3,786	137,976	16,026	52,945	66,490	3,810	139,271

# 2018 General District Courts

Judicial District		Filings					Dispositions				
		Criminal	Traffic	Civil	Misc.	Total	Criminal	Traffic	Civil	Misc.	Total
14	Henrico	15,670	49,389	38,473	1,435	104,967	16,087	52,901	37,614	1,432	108,034
15	Caroline	1,734	14,547	1,812	65	18,158	1,802	15,441	1,813	64	19,120
	Essex	564	5,170	1,214	16	6,964	601	5,112	1,154	18	6,885
	Frederickburg	2,781	6,141	16,899	1,207	27,028	2,795	6,401	17,910	1,207	28,313
	Hanover	4,797	17,128	5,862	141	27,928	4,821	17,047	5,724	142	27,734
	King George	991	6,591	1,000	42	8,624	1,034	6,597	999	41	8,671
	Lancaster	457	1,284	600	113	2,454	443	1,332	612	112	2,499
	Northumberland	595	1,238	366	11	2,210	612	1,254	364	11	2,241
	Richmond County	280	2,769	1,133	14	4,196	310	2,833	1,139	14	4,296
	Spotsylvania	4,883	14,600	9,283	630	29,396	4,754	13,852	8,815	626	28,047
	Stafford	6,586	15,280	10,014	293	32,173	6,708	15,679	9,924	313	32,624
	Westmoreland	904	3,862	866	61	5,693	969	3,682	884	61	5,596
Total	24,572	88,610	49,049	2,593	164,824	24,849	89,230	49,338	2,609	166,026	
16	Albemarle	2,705	13,218	9,969	266	26,158	2,745	13,770	9,962	267	26,744
	Charlottesville	2,217	4,876	7,516	873	15,482	2,398	5,115	7,598	879	15,990
	Culpeper	2,104	7,855	2,977	112	13,048	2,211	8,061	2,993	114	13,379
	Fluvanna	688	2,831	789	103	4,411	639	2,748	722	102	4,211
	Goochland	713	4,833	755	22	6,323	729	4,641	713	21	6,104
	Greene	802	3,334	819	53	5,008	844	3,647	817	55	5,363
	Louisa	1,463	4,401	1,749	92	7,705	1,398	4,090	1,739	93	7,320
	Madison	375	2,593	544	26	3,538	382	2,819	538	27	3,766
	Orange	933	5,575	1,819	54	8,381	1,013	5,454	1,774	54	8,295
	Total	12,000	49,516	26,937	1,601	90,054	12,359	50,345	26,856	1,612	91,172
	17	Arlington	5,748	42,778	7,185	712	56,423	5,927	43,124	7,322	661
Falls Church		374	3,625	274		4,273	367	3,519	277		4,163
Total		6,122	46,403	7,459	712	60,696	6,294	46,643	7,599	661	61,197
18	Alexandria	4,543	19,910	9,068	728	34,249	4,904	21,370	9,060	710	36,044
19	Fairfax City	464	8,419	51		8,934	472	8,339	52		8,863
	Fairfax County	27,075	238,512	37,920	3,279	306,786	28,859	236,428	38,625	3,257	307,169
	Total	27,539	246,931	37,971	3,279	315,720	29,331	244,767	38,677	3,257	316,032
20	Fauquier	2,622	14,967	2,539	47	20,175	2,522	16,351	2,382	47	21,302
	Loudoun	7,446	45,025	16,775	910	70,156	7,142	44,273	16,605	901	68,921
	Rappahannock	283	2,645	231	10	3,169	235	2,573	224	10	3,042
	Total	10,351	62,637	19,545	967	93,500	9,899	63,197	19,211	958	93,265
21	Henry	1,884	6,758	2,980	324	11,946	1,999	6,329	2,938	323	11,589
	Martinsville	1,374	3,228	1,672	442	6,716	1,251	3,179	1,777	443	6,650
	Patrick	450	1,988	529	53	3,020	422	1,951	515	52	2,940
	Total	3,708	11,974	5,181	819	21,682	3,672	11,459	5,230	818	21,179
22	Danville	3,885	8,648	6,331	1,492	20,356	3,975	8,141	6,350	1,490	19,956
	Franklin County	2,729	7,049	2,936	216	12,930	2,420	7,232	2,822	219	12,693
	Pittsylvania	1,239	8,575	2,644	302	12,760	1,201	8,668	2,627	301	12,797
	Total	7,853	24,272	11,911	2,010	46,046	7,596	24,041	11,799	2,010	45,446
23	Roanoke City	7,867	19,163	19,337	981	47,348	7,818	19,163	19,479	991	47,451
	Roanoke County	4,509	16,719	4,019	1,054	26,301	4,358	17,125	3,901	1,049	26,433
	Salem	1,986	6,399	2,439	1,385	12,209	1,925	6,574	2,419	1,384	12,302
	Total	14,362	42,281	25,795	3,420	85,858	14,101	42,862	25,799	3,424	86,186
24	Amherst	1,499	8,630	2,142	150	12,421	1,520	9,066	2,112	150	12,848
	Bedford County/City	2,938	7,810	3,773	254	14,775	3,018	7,594	3,695	250	14,557
	Campbell	1,646	4,877	4,878	100	11,501	1,962	5,400	4,913	102	12,377
	Lynchburg	5,208	6,238	9,380	1,454	22,280	5,208	6,507	9,203	1,471	22,389
	Nelson	939	3,089	669	23	4,720	881	3,328	633	19	4,861
	Total	12,230	30,644	20,842	1,981	65,697	12,589	31,895	20,556	1,992	67,032
25	Alleghany	1,291	5,855	1,268	394	8,808	1,310	5,865	1,216	399	8,790
	Augusta	2,761	13,240	2,753	626	19,380	2,946	13,213	2,625	622	19,406
	Bath	260	1,844	276	25	2,405	218	1,833	280	25	2,356
	Botetourt	1,443	10,919	1,078	35	13,475	1,461	11,192	1,064	35	13,752
	Buena Vista	443	1,084	312	21	1,860	351	1,052	321	21	1,745
	Craig	246	774	146	16	1,182	245	761	143	15	1,164
	Highland	71	965	66	1	1,103	92	857	64	1	1,014
	Lexington/Rockbridge	2,027	11,421	1,543	118	15,109	1,986	11,975	1,474	119	15,554
	Staunton	2,048	4,701	2,385	2,849	11,983	2,089	4,301	2,287	2,845	11,522
	Waynesboro	1,315	1,777	4,690	155	7,937	1,357	1,719	4,520	155	7,751
	Total	11,905	52,580	14,517	4,240	83,242	12,055	52,768	13,994	4,237	83,054
26	Clarke	455	5,600	466	18	6,539	417	5,609	464	17	6,507
	Frederick	3,201	14,175	3,763	129	21,268	3,406	14,482	3,701	129	21,718
	Page	1,183	3,148	1,688	82	6,101	1,276	3,219	1,641	80	6,216
	Rockingham/Harrisonburg	6,908	19,957	12,492	847	40,204	6,561	20,286	14,701	845	42,393
	Shenandoah	2,078	8,631	2,417	87	13,213	2,429	9,297	2,428	86	14,240
	Warren	2,324	7,681	2,970	106	13,081	2,372	7,542	2,951	102	12,967
	Winchester	2,840	5,124	4,497	493	12,954	3,113	5,210	4,361	495	13,179
	Total	18,989	64,316	28,293	1,762	113,360	19,574	65,645	30,247	1,754	117,220

# 2018 General District Courts

Judicial District	Court	Filings					Dispositions				
		Criminal	Traffic	Civil	Misc.	Total	Criminal	Traffic	Civil	Misc.	Total
27	Bland	221	8,720	341	18	9,300	213	9,585	344	18	10,160
	Carroll	1,747	23,719	1,048	125	26,639	1,687	25,468	1,081	126	28,362
	Floyd	274	1,190	402	60	1,926	280	1,270	387	56	1,993
	Galax	1,073	1,741	588	624	4,026	1,004	1,663	589	625	3,881
	Giles	682	6,862	1,092	105	8,741	717	6,995	1,049	107	8,868
	Grayson	651	1,039	592	100	2,382	728	925	567	101	2,321
	Montgomery	2,782	15,231	5,925	1,044	24,982	2,677	15,698	6,217	1,041	25,633
	Pulaski	2,573	12,772	2,179	279	17,803	2,676	12,446	2,044	285	17,451
	Radford	1,619	2,011	1,130	111	4,871	1,776	2,010	1,127	111	5,024
	Wythe	1,981	18,043	1,746	291	22,061	1,985	18,503	1,745	280	22,513
	<b>Total</b>	<b>13,603</b>	<b>91,328</b>	<b>15,043</b>	<b>2,757</b>	<b>122,731</b>	<b>13,743</b>	<b>94,563</b>	<b>15,150</b>	<b>2,750</b>	<b>126,206</b>
28	Bristol	1,627	7,586	1,811	411	11,435	1,737	7,531	1,723	411	11,402
	Smyth	2,141	16,685	2,964	1,712	23,502	2,298	16,018	2,588	1,721	22,625
	Washington	3,067	21,877	4,118	426	29,488	3,172	22,187	3,877	435	29,671
	<b>Total</b>	<b>6,835</b>	<b>46,148</b>	<b>8,893</b>	<b>2,549</b>	<b>64,425</b>	<b>7,207</b>	<b>45,736</b>	<b>8,188</b>	<b>2,567</b>	<b>63,698</b>
29	Buchanan	1,392	2,781	3,081	51	7,305	1,415	2,714	1,792	50	5,971
	Dickenson	760	1,888	982	255	3,885	715	1,702	891	254	3,562
	Russell	1,538	4,336	2,048	449	8,371	1,609	4,480	1,926	447	8,462
	Tazewell	2,836	8,033	3,102	115	14,086	2,616	8,020	3,177	112	13,925
	<b>Total</b>	<b>6,526</b>	<b>17,038</b>	<b>9,213</b>	<b>870</b>	<b>33,647</b>	<b>6,355</b>	<b>16,916</b>	<b>7,786</b>	<b>863</b>	<b>31,920</b>
30	Lee	1,463	2,793	1,081	97	5,434	1,522	3,031	1,029	96	5,678
	Scott	1,910	4,330	1,020	55	7,315	1,846	4,354	1,019	56	7,275
	Wise/Norton	2,901	7,998	3,069	230	14,198	2,685	8,323	3,339	219	14,566
	<b>Total</b>	<b>6,274</b>	<b>15,121</b>	<b>5,170</b>	<b>382</b>	<b>26,947</b>	<b>6,053</b>	<b>15,708</b>	<b>5,387</b>	<b>371</b>	<b>27,519</b>
31	Prince William/Manassas/ Manassas Park	18,033	72,692	31,393	1,699	123,817	17,200	72,120	30,359	1,691	121,370
<b>State</b>	<b>350,657</b>	<b>1,609,888</b>	<b>769,848</b>	<b>56,039</b>	<b>2,786,432</b>	<b>355,629</b>	<b>1,630,026</b>	<b>769,888</b>	<b>56,107</b>	<b>2,811,650</b>	

# 2018 Juvenile and Domestic Relations District Courts

Judicial District	Court	Filings			Dispositions			Population		
		Juvenile	Adult	Total	Juvenile	Adult	Total	2010	2018	Percent Change
1	Chesapeake	5,680	7,257	12,937	6,282	8,402	14,684	222,209	243,868	9.7%
2	Virginia Beach	13,051	13,730	26,781	14,031	14,608	28,639	437,994	453,410	3.5%
2A	Accomack	729	760	1,489	789	799	1,588	33,164	32,769	-1.2%
	Northampton	326	341	667	326	347	673	12,389	11,862	-4.3%
	Total	1,055	1,101	2,156	1,115	1,146	2,261	45,553	44,631	-2.0%
3	Portsmouth	3,548	5,375	8,923	3,396	6,021	9,417	95,535	94,953	-0.6%
4	Norfolk	7,355	10,358	17,713	7,280	12,188	19,468	242,803	245,741	1.2%
	Norfolk-Criminal									
	Norfolk-Traffic									
	Norfolk-Civil									
	Norfolk-Miscellaneous									
Total	7,355	10,358	17,713	7,280	12,188	19,468	242,803	245,741	1.2%	
5	Franklin City	282	426	708	253	429	682	8,582	8,308	-3.2%
	Isle of Wight	846	1,110	1,956	828	1,029	1,857	35,270	37,492	6.3%
	Southampton	353	482	835	367	493	860	18,570	17,851	-3.9%
	Suffolk	2,403	2,849	5,252	2,522	3,044	5,566	84,585	92,714	9.6%
	Total	3,884	4,867	8,751	3,970	4,995	8,965	147,007	156,365	6.4%
6	Brunswick	328	402	730	351	428	779	17,434	16,481	-5.5%
	Emporia	292	400	692	322	436	758	5,927	5,531	-6.7%
	Greensville	318	306	624	333	338	671	12,243	11,473	-6.3%
	Hopewell	1,203	1,235	2,438	1,272	1,375	2,647	22,591	22,767	0.8%
	Prince George	1,042	869	1,911	970	901	1,871	35,725	37,212	4.2%
	Surry	111	163	274	98	167	265	7,058	6,584	-6.7%
	Sussex	332	299	631	302	300	602	12,087	11,473	-5.1%
	Total	3,626	3,674	7,300	3,648	3,945	7,593	113,065	111,521	-1.4%
7	Newport News	5,414	7,458	12,872	5,979	8,238	14,217	180,719	181,119	0.2%
	Newport News-Criminal									
	Newport News-Traffic									
	Newport News-Civil									
Total	5,414	7,458	12,872	5,932	8,013	13,945	180,719	181,119	0.2%	
8	Hampton	5,393	5,126	10,519	5,373	5,778	11,151	137,436	135,629	-1.3%
9	Charles City	125	127	252	133	166	299	7,256	7,017	-3.3%
	Gloucester	1,146	1,077	2,223	1,193	1,118	2,311	36,858	37,194	0.9%
	King & Queen	120	196	316	133	206	339	6,945	6,940	-0.1%
	King William	462	417	879	498	429	927	15,935	16,916	6.2%
	Mathews	228	232	460	236	226	462	8,978	8,704	-3.1%
	Middlesex	342	258	600	355	279	634	10,959	10,889	-0.6%
	New Kent	562	456	1,018	563	471	1,034	18,429	22,462	21.9%
	Williamsburg/James City	1,824	1,898	3,722	2,156	2,051	4,207	81,077	91,020	12.3%
	York/Poquoson	1,687	1,478	3,165	1,746	1,630	3,376	77,614	81,045	4.4%
	Total	6,496	6,139	12,635	7,013	6,576	13,589	264,051	282,187	6.9%
10	Appomattox	605	559	1,164	629	559	1,188	14,973	15,679	4.7%
	Buckingham	443	483	926	463	486	949	17,146	16,952	-1.1%
	Charlotte	292	413	705	295	426	721	12,586	12,021	-4.5%
	Cumberland	316	260	576	308	299	607	10,052	9,820	-2.3%
	Halifax	876	1,203	2,079	913	1,292	2,205	36,241	34,647	-4.4%
	Lunenburg	293	374	667	324	433	757	12,914	12,236	-5.3%
	Mecklenburg	1,030	1,001	2,031	1,119	1,162	2,281	32,727	30,985	-5.3%
	Prince Edward	540	547	1,087	523	612	1,135	23,368	23,249	-0.5%
	Total	4,395	4,840	9,235	4,574	5,269	9,843	160,007	155,589	-2.8%
11	Amelia	387	393	780	401	431	832	12,690	12,995	2.4%
	Dinwiddie	937	986	1,923	942	1,086	2,028	28,001	28,502	1.8%
	Nottoway	529	524	1,053	495	598	1,093	15,853	15,659	-1.2%
	Petersburg	1,703	2,564	4,267	1,720	2,445	4,165	32,420	31,746	-2.1%
	Powhatan	663	666	1,329	728	690	1,418	28,046	29,524	5.3%
	Total	4,219	5,133	9,352	4,286	5,250	9,536	117,010	118,426	1.2%
12	Chesterfield	9,311	9,172	18,483	9,391	9,403	18,794	316,236	346,357	9.5%
	Colonial Heights	720	825	1,545	773	918	1,691	17,411	17,562	0.9%
	Total	10,031	9,997	20,028	10,164	10,321	20,485	333,647	363,919	9.1%

# 2018 Juvenile and Domestic Relations District Courts

Judicial District	Court	Filings			Dispositions			Population		
		Juvenile	Adult	Total	Juvenile	Adult	Total	2010	2018	Percent Change
13	Richmond City	6,919	8,665	15,584	6,897	9,396	16,293	204,214	226,919	11.1%
	Richmond-John Marshall									
	Richmond-Civil									
	Richmond-Marsh									
	Total	6,919	8,665	15,584	6,897	9,396	16,293	204,214	226,919	11.1%
14	Henrico	7,693	8,644	16,337	8,194	9,331	17,525	306,935	326,993	6.5%
15	Caroline	1,192	1,335	2,527	1,164	1,482	2,646	28,545	30,292	6.1%
	Essex	331	452	783	351	497	848	11,151	10,780	-3.3%
	Frederickburg	1,506	1,316	2,822	1,665	1,319	2,984	24,286	28,387	16.9%
	Hanover	2,616	2,567	5,183	2,572	2,711	5,283	99,863	107,357	7.5%
	King George	959	947	1,906	932	936	1,868	23,584	25,863	9.7%
	Lancaster	292	378	670	265	389	654	11,391	10,979	-3.6%
	Northumberland	315	306	621	279	347	626	12,330	12,075	-2.1%
	Richmond County	111	185	296	121	175	296	9,254	9,145	-1.2%
	Spotsylvania	4,284	4,342	8,626	4,389	4,716	9,105	122,397	133,441	9.0%
	Stafford	4,895	5,050	9,945	4,944	5,285	10,229	128,961	149,110	15.6%
	Westmoreland	521	752	1,273	503	715	1,218	17,454	17,911	2.6%
		Total	17,022	17,630	34,652	17,185	18,572	35,757	489,216	535,340
16	Albemarle	1,804	1,836	3,640	1,901	1,919	3,820	98,970	108,639	9.8%
	Charlottesville	1,203	1,278	2,481	1,245	1,381	2,626	43,475	49,281	13.4%
	Culpeper	2,008	2,055	4,063	2,080	2,046	4,126	46,689	51,282	9.8%
	Fluvanna	674	636	1,310	671	626	1,297	25,691	26,692	3.9%
	Goochland	456	327	783	474	316	790	21,717	23,176	6.7%
	Greene	583	492	1,075	634	507	1,141	18,403	19,959	8.5%
	Louisa	1,297	1,367	2,664	1,293	1,317	2,610	33,153	36,021	8.7%
	Madison	496	401	897	462	465	927	13,308	13,278	-0.2%
	Orange	1,076	1,434	2,510	1,067	1,419	2,486	33,481	35,582	6.3%
		Total	9,597	9,826	19,423	9,827	9,996	19,823	334,887	363,910
17	Arlington	2,144	1,764	3,908	2,212	1,978	4,190	207,627	241,031	16.1%
	Falls Church	88	73	161	53	68	121	12,332	14,460	17.3%
	Total	2,232	1,837	4,069	2,265	2,046	4,311	219,959	255,491	16.2%
18	Alexandria	2,456	2,647	5,103	2,510	2,757	5,267	139,966	161,050	15.1%
19	Fairfax City							22,565	24,552	8.8%
	Fairfax County	15,214	13,102	28,316	15,864	14,001	29,865	1,081,726	1,145,978	5.9%
	Total	15,214	13,102	28,316	15,864	14,001	29,865	1,104,291	1,170,530	6.0%
20	Fauquier	1,404	1,192	2,596	1,456	1,306	2,762	65,203	70,150	7.6%
	Loudoun	3,086	3,638	6,724	3,457	3,909	7,366	312,311	406,355	30.1%
	Rappahannock	256	115	371	262	137	399	7,373	7,219	-2.1%
	Total	4,746	4,945	9,691	5,175	5,352	10,527	384,887	483,724	25.7%
21	Henry	1,845	2,466	4,311	1,852	2,759	4,611	54,151	51,438	-5.0%
	Martinsville	602	962	1,564	552	1,076	1,628	13,821	13,119	-5.1%
	Patrick	540	542	1,082	565	541	1,106	18,490	17,790	-3.8%
	Total	2,987	3,970	6,957	2,969	4,376	7,345	86,462	82,347	-4.8%
22	Danville	1,308	2,524	3,832	1,378	2,939	4,317	43,055	40,590	-5.7%
	Franklin County	2,208	2,034	4,242	2,233	2,215	4,448	56,159	56,127	-0.1%
	Pittsylvania	2,056	1,882	3,938	2,040	1,925	3,965	63,506	61,640	-2.9%
	Total	5,572	6,440	12,012	5,651	7,079	12,730	162,720	158,357	-2.7%
23	Roanoke City	3,854	5,786	9,640	3,904	5,699	9,603	97,032	100,033	3.1%
	Roanoke County	2,192	2,413	4,605	2,178	2,453	4,631	92,376	93,672	1.4%
	Salem	925	964	1,889	785	894	1,679	24,802	25,704	3.6%
	Total	6,971	9,163	16,134	6,867	9,046	15,913	214,210	219,409	2.4%
24	Amherst	1,210	1,323	2,533	1,321	1,451	2,772	32,353	31,867	-1.5%
	Bedford County/City	3,275	2,372	5,647	3,255	2,506	5,761	74,898	78,329	4.6%
	Campbell	1,540	1,828	3,368	1,567	1,921	3,488	54,842	55,425	1.1%
	Lynchburg	3,161	3,234	6,395	2,981	3,240	6,221	75,568	81,339	7.6%
	Nelson	436	585	1,021	440	496	936	15,020	14,836	-1.2%
	Total	9,622	9,342	18,964	9,564	9,614	19,178	252,681	261,796	3.6%



# 2018 Juvenile and Domestic Relations District Courts

Judicial District	Court	Filings			Dispositions			Population		
		Juvenile	Adult	Total	Juvenile	Adult	Total	2010	2018	Percent Change
25	Alleghany/Covington	886	912	1,798	889	915	1,804	22,211	20,860	-6.1%
	Augusta	2,282	2,120	4,402	2,504	2,275	4,779	73,750	75,254	2.0%
	Bath	69	89	158	74	89	163	4,731	4,429	-6.4%
	Botetourt	685	637	1,322	707	643	1,350	33,148	33,288	0.4%
	Buena Vista	325	272	597	352	277	629	6,650	6,351	-4.5%
	Craig	168	129	297	166	138	304	5,190	5,094	-1.8%
	Highland	75	26	101	84	26	110	2,321	2,265	-2.4%
	Lexington/Rockbridge	987	996	1,983	1,020	973	1,993	29,349	29,901	1.9%
	Staunton	1,182	1,155	2,337	1,361	1,130	2,491	23,746	24,972	5.2%
	Waynesboro	1,167	1,278	2,445	1,251	1,336	2,587	21,006	22,285	6.1%
	Total	7,826	7,614	15,440	8,408	7,802	16,210	222,102	224,699	1.2%
26	Clarke	374	255	629	357	257	614	14,034	14,400	2.6%
	Frederick	2,462	2,088	4,550	2,452	2,159	4,611	78,305	87,776	12.1%
	Page	1,090	980	2,070	1,086	970	2,056	24,042	23,833	-0.9%
	Rockingham/Harrisonburg	3,477	3,586	7,063	3,687	3,719	7,406	125,228	136,028	8.6%
	Shenandoah	1,518	1,651	3,169	1,577	1,686	3,263	41,993	42,940	2.3%
	Warren	1,609	1,910	3,519	1,595	1,924	3,519	37,575	39,630	5.5%
	Winchester	1,530	1,264	2,794	1,542	1,352	2,894	26,203	28,282	7.9%
	Total	12,060	11,734	23,794	12,296	12,067	24,363	347,380	372,889	7.3%
27	Bland	177	139	316	163	156	319	6,824	6,432	-5.7%
	Carroll	1,324	1,075	2,399	1,267	1,045	2,312	30,042	29,141	-3.0%
	Floyd	495	314	809	505	322	827	15,279	15,643	2.4%
	Galax	493	390	883	499	387	886	7,042	6,587	-6.5%
	Giles	1,114	586	1,700	1,119	592	1,711	17,286	16,931	-2.1%
	Grayson	413	409	822	455	424	879	15,533	15,330	-1.3%
	Montgomery	1,478	2,001	3,479	1,556	1,993	3,549	94,392	99,433	5.3%
	Pulaski	1,556	1,574	3,130	1,586	1,621	3,207	34,872	34,183	-2.0%
	Radford	681	545	1,226	571	550	1,121	16,408	18,041	10.0%
	Wythe	1,243	1,204	2,447	1,372	1,273	2,645	29,235	28,650	-2.0%
	Total	8,974	8,237	17,211	9,093	8,363	17,456	266,913	270,371	1.3%
28	Bristol	981	782	1,763	944	750	1,694	17,835	16,877	-5.4%
	Smyth	1,601	1,121	2,722	1,730	1,137	2,867	32,208	30,475	-5.4%
	Washington	2,171	1,522	3,693	2,156	1,500	3,656	54,876	53,992	-1.6%
	Total	4,753	3,425	8,178	4,830	3,387	8,217	104,919	101,344	-3.4%
29	Buchanan	906	837	1,743	1,074	859	1,933	24,098	21,576	-10.5%
	Dickenson	722	628	1,350	789	566	1,355	15,903	14,516	-8.7%
	Russell	1,213	1,213	2,426	1,258	1,225	2,483	28,897	27,057	-6.4%
	Tazewell	1,482	1,690	3,172	1,517	1,672	3,189	45,078	41,973	-6.9%
	Total	4,323	4,368	8,691	4,638	4,322	8,960	113,976	105,122	-7.8%
30	Lee	1,159	950	2,109	1,134	996	2,130	25,587	23,994	-6.2%
	Scott	720	671	1,391	799	674	1,473	23,177	22,121	-4.6%
	Wise/Norton	1,819	1,559	3,378	1,941	1,725	3,666	45,410	42,294	-6.9%
	Total	3,698	3,180	6,878	3,874	3,395	7,269	94,174	88,409	-6.1%
31	Prince William/Manassas/ Manassas Park	8,418	9,591	18,009	8,896	9,827	18,723	454,096	521,627	14.9%
<b>State</b>	<b>215,230</b>	<b>229,415</b>	<b>444,645</b>	<b>222,067</b>	<b>243,241</b>	<b>465,308</b>	<b>8,001,024</b>	<b>8,517,685</b>	<b>6.5%</b>	