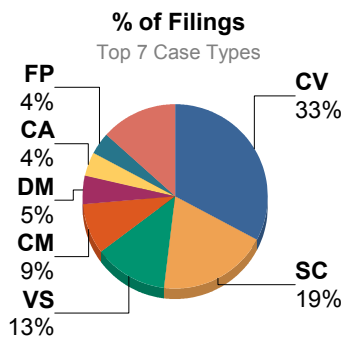


Commonwealth of Virginia
Caseload Statistics of the J&DR District Courts
 January 2015 thru December 2015

Accomack
 District: **32**
 Court ID: **232001**

	Filing Type	Filings	Hearings	Concluded	Clearance Rate
Adult					
Protective Order - Non Family Abuse	AP	1	1	1	100%
Capias	CA	83	220	142	171%
Criminal Felony	CF	52	142	61	117%
Criminal Misdemeanor	CM	176	376	167	95%
Protective Order – Family Abuse	FP	76	138	75	99%
Other	OT	6	8	7	117%
Restricted Driver's License	RL	2	2	2	100%
Remand Support	RS	1	1	1	100%
Show Cause	SC	367	848	436	119%
Restricted License - Support	SL	1	1	1	100%
Civil Support	VS	246	386	251	102%
Adult Total		1,011	2,123	1,144	113.2%
Juvenile					
Abuse or Neglect	AN	3	14	5	167%
Protective Order – Non Family Abuse	AP	4	8	4	100%
Relief of Custody	CR	4	6	4	100%
Child in Need of Services	CS	2	5	2	100%
Custody Visitation	CV	634	1,031	626	99%
Delinquency Felony	DF	29	86	30	103%
Delinquency Misdemeanor	DM	92	234	86	93%
Foster Care Review	FC	8	8	7	88%
Protective Order – Family Abuse	FP	1	1	1	100%
Initial Foster Care Review	IF	5	5	5	100%
Juvenile Support	JS	1	1	1	100%
Permanency Planning	PH	6	8	6	100%
Paternity	PT	6	7	5	83%
Remand Custody	RC	5	5	5	100%
Child at Risk of Abuse or Neglect	RI	1	1	1	100%
Remand Visitation	RV	8	8	8	100%
Show Cause	SC	7	15	6	86%
Status Offense	ST	33	59	29	88%
Traffic	T	75	76	71	95%
Termination of Parental Rights	TP	4	6	4	100%
Juvenile Total		928	1,584	906	97.6%
Totals		1,939	3,707	2,050	105.7%



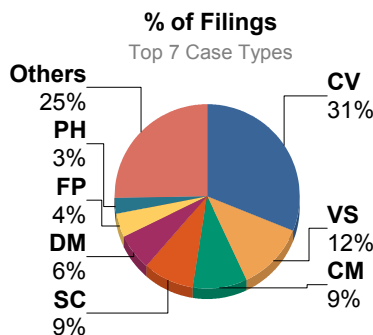
Top 7 Case Types

	Total Filings with %	
Custody Visitation (CV)	634	33%
Show Cause (SC)	374	19%
Civil Support (VS)	246	13%
Criminal Misdemeanor (CM)	176	9%
Delinquency Misdemeanor (DM)	92	5%
Capias (CA)	83	4%
Protective Order – Family Abuse (FP)	77	4%
Others	257	13%
Total	1,939	100%

Commonwealth of Virginia
Caseload Statistics of the J&DR District Courts
 January 2015 thru December 2015

Albemarle
 District: **16**
 Court ID: **216003**

	Filing Type	Filings	Hearings	Concluded	Clearance Rate
Adult					
Protective Order - Non Familv Abuse	AP	6	13	5	83%
Capias	CA	72	220	76	106%
Criminal Felonv	CF	88	250	79	90%
Criminal Misdemeanor	CM	344	903	305	89%
Protective Order – Familv Abuse	FP	150	370	161	107%
Motion - Modifv Protective Order	MP	30	36	29	97%
Other	OT	5	5	5	100%
Protective Order – Stalkina/Acts of Violence	PC	3	7	3	100%
Protective Order - Violation of Protective Order Conviction	PV	44	44	44	100%
Remand Support	RS	9	9	9	100%
Show Cause	SC	331	1,000	333	101%
Restricted License - Support	SL	3	3	3	100%
Civil Support	VS	442	834	437	99%
Adult Total		1,527	3,694	1,489	97.5%
Juvenile					
Abuse or Nealect	AN	106	371	110	104%
Protective Order – Non Familv Abuse	AP	2	6	1	50%
Relief of Custody	CR	1	1	1	100%
Child in Need of Services	CS	38	100	34	89%
Custody Visitation	CV	1,156	3,366	1,143	99%
Delinquencv Felonv	DF	50	259	60	120%
Delinquencv Misdemeanor	DM	235	769	191	81%
Emancipation	EP	0	2	1	0%
Entrustment Aareement	ET	5	6	3	60%
Foster Care Review	FC	61	61	61	100%
Initial Foster Care Review	IF	53	54	53	100%
Motion - Modifv Protective Order	MP	11	24	12	109%
Non-Case	NC	2	4	2	100%
Protective Order – Stalkina/Acts of Violence	PC	6	16	7	117%
Permanencv Planning	PH	107	110	106	99%
Paternity	PT	21	46	15	71%
Remand Custody	RC	26	26	26	100%
Child at Risk of Abuse or Nealect	RI	16	47	19	119%
Remand Visitation	RV	25	25	25	100%
Status Offense	ST	94	168	91	97%
Traffic	T	103	212	108	105%
Termination of Parental Rihts	TP	33	38	33	100%
Truancv/Runaway (Child in Need of Supervision)	TR	22	78	27	123%
Juvenile Total		2,173	5,789	2,129	98.0%
Totals		3,700	9,483	3,618	97.8%



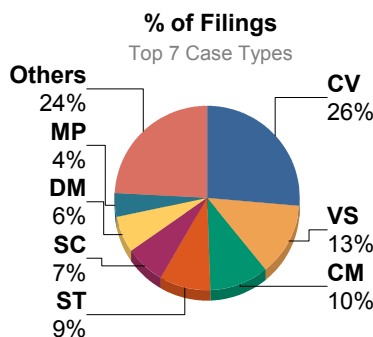
Top 7 Case Types

Case Type	Total Filings with %
Custody Visitation (CV)	1,156 31%
Civil Support (VS)	442 12%
Criminal Misdemeanor (CM)	344 9%
Show Cause (SC)	331 9%
Delinquency Misdemeanor (DM)	235 6%
Protective Order – Family Abuse (FP)	150 4%
Permanency Planning (PH)	107 3%
Others	935 25%
Total	3,700 100%

Commonwealth of Virginia
Caseload Statistics of the J&DR District Courts
 January 2015 thru December 2015

Alexandria
 District: **18**
 Court ID: **218510**

	Filing Type	Filings	Hearings	Concluded	Clearance Rate
Adult					
Protective Order - Non Familv Abuse	AP	2	4	0	0%
Bond Forfeiture Show Cause	BF	0	3	1	0%
Capias	CA	120	363	144	120%
Criminal Felonv	CF	100	319	96	96%
Criminal Misdemeanor	CM	526	1,652	476	90%
Protective Order – Familv Abuse	FP	154	386	154	100%
Motion - Modifv Protective Order	MP	19	23	19	100%
Non-Case	NC	1	2	1	100%
Other	OT	174	195	171	98%
Protective Order – Stalking/Acts of Violence	PC	35	35	35	100%
Protective Order - Violation of Protective Order Conviction	PV	8	8	8	100%
Remand Support	RS	12	12	12	100%
Show Cause	SC	350	867	373	107%
Restricted License - Support	SL	30	39	33	110%
Civil Support	VS	646	1,043	657	102%
Adult Total		2,177	4,951	2,180	100.1%
Juvenile					
Abuse or Nealect	AN	87	298	106	122%
Protective Order – Non Familv Abuse	AP	5	17	5	100%
Relief of Custodv	CR	2	3	2	100%
Child in Need of Services	CS	7	19	7	100%
Custodv Visitation	CV	1,339	2,657	1,353	101%
Delinquencv Felonv	DF	97	395	124	128%
Delinquencv Misdemeanor	DM	323	1,071	366	113%
Entrustment Agreement	ET	3	3	3	100%
Foster Care Review	FC	76	84	76	100%
Initial Foster Care Review	IF	49	56	49	100%
Motion - Modify Protective Order	MP	188	203	188	100%
Permanencv Plannina	PH	85	88	86	101%
Paternity	PT	34	41	33	97%
Remand Custodv	RC	8	8	8	100%
Remand Visitation	RV	7	7	7	100%
Show Cause	SC	7	10	7	100%
Status Offense	ST	455	666	461	101%
Traffic	T	49	114	58	118%
Termination of Parental Rights	TP	24	33	26	108%
Truancv/Runawav (Child in Need of Supervision)	TR	61	231	60	98%
Juvenile Total		2,906	6,004	3,025	104.1%
Totals		5,083	10,955	5,205	102.4%

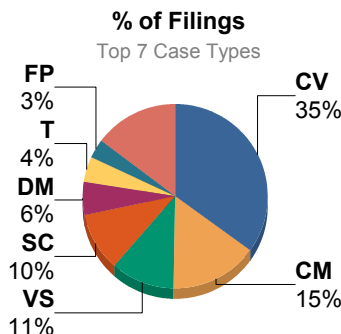


Case Type	Total Filings	%
Custody Visitation (CV)	1,339	26%
Civil Support (VS)	646	13%
Criminal Misdemeanor (CM)	526	10%
Status Offense (ST)	455	9%
Show Cause (SC)	357	7%
Delinquency Misdemeanor (DM)	323	6%
Motion - Modify Protective Order (MP)	207	4%
Others	1,230	24%
Total	5,083	100%

Commonwealth of Virginia
Caseload Statistics of the J&DR District Courts
 January 2015 thru December 2015

Alleghany
 District: **25**
 Court ID: **225005**

	Filing Type	Filings	Hearings	Concluded	Clearance Rate
Adult					
Protective Order - Non Family Abuse	AP	1	2	1	100%
Capias	CA	12	26	15	125%
Criminal Felony	CF	46	132	48	104%
Criminal Misdemeanor	CM	280	754	267	95%
Protective Order – Family Abuse	FP	63	100	61	97%
Motion - Modify Protective Order	MP	3	5	3	100%
Non-Case	NC	9	9	9	100%
Other	OT	2	2	2	100%
Remand Support	RS	15	15	15	100%
Show Cause	SC	176	429	173	98%
Restricted License - Support	SL	8	8	8	100%
Civil Support	VS	202	273	197	98%
Adult Total		817	1,755	799	97.8%
Juvenile					
Protective Order – Non Family Abuse	AP	4	4	4	100%
Child in Need of Services	CS	5	8	5	100%
Custody Visitation	CV	644	1,049	606	94%
Delinquency Felony	DF	32	103	7	22%
Delinquency Misdemeanor	DM	108	344	83	77%
Emancipation	EP	3	3	3	100%
Entrustment Agreement	ET	2	2	2	100%
Foster Care Review	FC	3	4	3	100%
Initial Foster Care Review	IF	4	6	4	100%
Non-Case	NC	16	16	16	100%
Permanency Planning	PH	14	14	14	100%
Paternity	PT	11	14	10	91%
Remand Custody	RC	22	22	22	100%
Child at Risk of Abuse or Neglect	RI	2	2	2	100%
Restricted Driver's License	RL	1	1	1	100%
Remand Visitation	RV	2	2	2	100%
Show Cause	SC	14	28	13	93%
Status Offense	ST	24	59	41	171%
Traffic	T	81	145	78	96%
Termination of Parental Rights	TP	3	3	3	100%
Truancy/Runaway (Child in Need of Supervision)	TR	25	79	30	120%
Juvenile Total		1,020	1,908	949	93.0%
Totals		1,837	3,663	1,748	95.2%



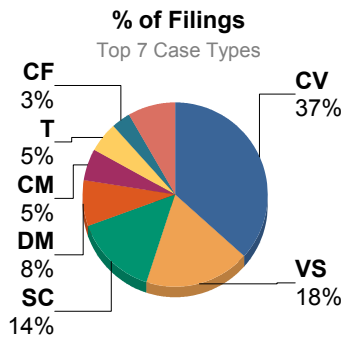
Top 7 Case Types

Case Type	Total Filings	%
Custody Visitation (CV)	644	35%
Criminal Misdemeanor (CM)	280	15%
Civil Support (VS)	202	11%
Show Cause (SC)	190	10%
Delinquency Misdemeanor (DM)	108	6%
Traffic (T)	81	4%
Protective Order – Family Abuse (FP)	63	3%
Others	269	15%
Total	1,837	100%

Commonwealth of Virginia
Caseload Statistics of the J&DR District Courts
 January 2015 thru December 2015

Amelia
 District: **11**
 Court ID: **211007**

	Filing Type	Filings	Hearings	Concluded	Clearance Rate
Adult					
Capias	CA	13	26	14	108%
Criminal Felony	CF	26	70	21	81%
Criminal Misdemeanor	CM	42	152	45	107%
Protective Order – Family Abuse	FP	16	32	17	106%
Motion - Modify Protective Order	MP	2	2	2	100%
Remand Support	RS	6	6	6	100%
Show Cause	SC	97	228	94	97%
Restricted License - Support	SL	2	3	2	100%
Civil Support	VS	142	246	139	98%
Adult Total		346	765	340	98.3%
Juvenile					
Relief of Custody	CR	1	2	1	100%
Child in Need of Services	CS	3	6	3	100%
Custody Visitation	CV	281	513	269	96%
Delinquency Felony	DF	5	12	1	20%
Delinquency Misdemeanor	DM	63	169	53	84%
Foster Care Review	FC	1	1	1	100%
Initial Foster Care Review	IF	1	1	1	100%
Motion - Modify Protective Order	MP	1	1	1	100%
Permanency Planning	PH	1	1	1	100%
Paternity	PT	1	6	2	200%
Remand Custody	RC	1	1	1	100%
Show Cause	SC	13	27	11	85%
Status Offense	ST	3	4	3	100%
Traffic	T	41	74	43	105%
Truancy/Runaway (Child in Need of Supervision)	TR	7	17	6	86%
Juvenile Total		423	835	397	93.9%
Totals		769	1,600	737	95.8%



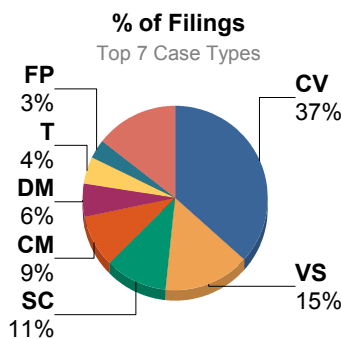
Top 7 Case Types

	Total Filings with %	
Custody Visitation (CV)	281	37%
Civil Support (VS)	142	18%
Show Cause (SC)	110	14%
Delinquency Misdemeanor (DM)	63	8%
Criminal Misdemeanor (CM)	42	5%
Traffic (T)	41	5%
Criminal Felony (CF)	26	3%
Others	64	8%
Total	769	100%

Commonwealth of Virginia
Caseload Statistics of the J&DR District Courts
 January 2015 thru December 2015

Amherst
 District: **24**
 Court ID: **224009**

	Filing Type	Filings	Hearings	Concluded	Clearance Rate
Adult					
Protective Order - Non Familv Abuse	AP	5	9	5	100%
Bond Forfeiture Show Cause	BF	1	1	1	100%
Capias	CA	52	150	58	112%
Criminal Felonv	CF	53	148	48	91%
Criminal Misdemeanor	CM	251	700	257	102%
Protective Order – Familv Abuse	FP	94	224	91	97%
Motion - Modifv Protective Order	MP	27	35	26	96%
Protective Order - Violation of Protective Order Conviction	PV	2	2	2	100%
Remand Support	RS	5	5	5	100%
Show Cause	SC	293	927	305	104%
Restricted License - Support	SL	5	5	5	100%
Civil Support	VS	409	685	403	99%
Adult Total		1,197	2,891	1,206	100.8%
Juvenile					
Abuse or Nealect	AN	46	142	44	96%
Protective Order – Non Familv Abuse	AP	4	12	8	200%
Child in Need of Services	CS	15	50	12	80%
Custodv Visitation	CV	1,003	1,561	874	87%
Delinquencv Felonv	DF	44	133	24	55%
Delinquencv Misdemeanor	DM	165	482	175	106%
Foster Care Review	FC	25	27	22	88%
Initial Foster Care Review	IF	10	11	10	100%
Motion - Modifv Protective Order	MP	8	11	8	100%
Permanencv Planning	PH	22	26	22	100%
Paternity	PT	23	46	25	109%
Remand Custodv	RC	3	3	3	100%
Child at Risk of Abuse or Nealect	RI	4	14	4	100%
Remand Visitation	RV	3	3	3	100%
Show Cause	SC	4	8	4	100%
Status Offense	ST	10	42	15	150%
Traffic	T	123	136	104	85%
Truancv/Runaway (Child in Need of Supervision)	TR	29	113	37	128%
Juvenile Total		1,541	2,820	1,394	90.5%
Totals		2,738	5,711	2,600	95.0%



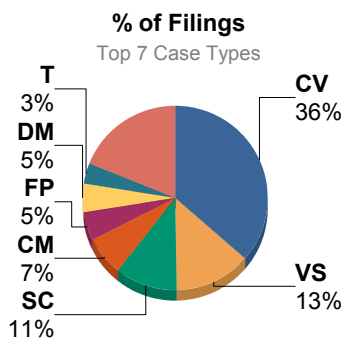
Top 7 Case Types

	Total Filings with %	
Custody Visitation (CV)	1,003	37%
Civil Support (VS)	409	15%
Show Cause (SC)	297	11%
Criminal Misdemeanor (CM)	251	9%
Delinquency Misdemeanor (DM)	165	6%
Traffic (T)	123	4%
Protective Order – Family Abuse (FP)	94	3%
Others	396	14%
Total	2,738	100%

Commonwealth of Virginia
Caseload Statistics of the J&DR District Courts
 January 2015 thru December 2015

Appomattox
 District: **10**
 Court ID: **210011**

	Filing Type	Filings	Hearings	Concluded	Clearance Rate
Adult					
Protective Order - Non Familv Abuse	AP	2	4	2	100%
Capias	CA	25	77	29	116%
Criminal Felonv	CF	17	32	13	76%
Criminal Misdemeanor	CM	89	238	92	103%
Protective Order – Familv Abuse	FP	65	165	65	100%
Motion - Modifv Protective Order	MP	10	13	10	100%
Non-Case	NC	4	5	4	100%
Remand Support	RS	2	2	2	100%
Show Cause	SC	121	377	138	114%
Restricted License - Support	SL	11	14	11	100%
Civil Support	VS	172	372	174	101%
Adult Total		518	1,299	540	104.2%
Juvenile					
Abuse or Neadlect	AN	9	29	9	100%
Protective Order – Non Familv Abuse	AP	5	14	2	40%
Child in Need of Services	CS	25	76	20	80%
Custody Visitation	CV	467	1,103	444	95%
Delinquency Felonv	DF	18	56	14	78%
Delinquency Misdemeanor	DM	65	166	57	88%
Foster Care Review	FC	15	15	15	100%
Protective Order – Familv Abuse	FP	1	3	1	100%
Initial Foster Care Review	IF	4	4	4	100%
Juvenile Support	JS	0	1	1	0%
Non-Case	NC	10	10	10	100%
Permanency Planning	PH	17	24	17	100%
Paternity	PT	17	27	17	100%
Remand Custody	RC	2	2	2	100%
Show Cause	SC	15	43	15	100%
Status Offense	ST	8	23	8	100%
Traffic	T	44	81	37	84%
Termination of Parental Rights	TP	8	26	12	150%
Truancy/Runaway (Child in Need of Supervision)	TR	34	129	35	103%
Juvenile Total		764	1,832	720	94.2%
Totals		1,282	3,131	1,260	98.3%



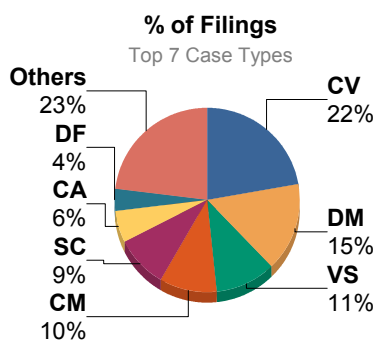
Top 7 Case Types

	Total Filings with %	
Custody Visitation (CV)	467	36%
Civil Support (VS)	172	13%
Show Cause (SC)	136	11%
Criminal Misdemeanor (CM)	89	7%
Protective Order – Family Abuse (FP)	66	5%
Delinquency Misdemeanor (DM)	65	5%
Traffic (T)	44	3%
Others	243	19%
Total	1,282	100%

Commonwealth of Virginia
Caseload Statistics of the J&DR District Courts
 January 2015 thru December 2015

Arlington
 District: 17
 Court ID: 217013

	Filing Type	Filings	Hearings	Concluded	Clearance Rate
Adult					
Protective Order - Non Family Abuse	AP	1	2	1	100%
Bond Forfeiture Show Cause	BF	2	2	2	100%
Capias	CA	186	726	226	122%
Criminal Felony	CF	90	341	99	110%
Criminal Misdemeanor	CM	419	1,449	437	104%
Protective Order – Family Abuse	FP	142	360	161	113%
Motion - Modify Protective Order	MP	12	13	13	108%
Non-Case	NC	3	3	3	100%
Other	OT	8	10	9	113%
Protective Order – Stalking/Acts of Violence	PC	2	4	2	100%
Remand Support	RS	6	6	6	100%
Show Cause	SC	325	820	336	103%
Restricted License - Support	SL	5	5	5	100%
Civil Support	VS	448	886	449	100%
Adult Total		1,649	4,627	1,749	106.1%
Juvenile					
Abuse or Neglect	AN	109	472	115	106%
Protective Order – Non Family Abuse	AP	1	6	2	200%
Capias	CA	48	145	47	98%
Relief of Custody	CR	1	1	1	100%
Child in Need of Services	CS	15	70	19	127%
Custody Visitation	CV	941	1,710	944	100%
Delinquency Felony	DF	164	678	165	101%
Delinquency Misdemeanor	DM	653	2,077	654	100%
Foster Care Review	FC	84	91	83	99%
Initial Foster Care Review	IF	48	60	47	98%
Motion - Modify Protective Order	MP	3	9	3	100%
Non-Case	NC	4	4	4	100%
Permanency Planning	PH	73	80	70	96%
Paternity	PT	30	66	38	127%
Remand Custody	RC	9	10	8	89%
Remand Visitation	RV	4	4	4	100%
Show Cause	SC	72	163	54	75%
Status Offense	ST	149	196	149	100%
Traffic	T	106	151	102	96%
Termination of Parental Rights	TP	23	58	23	100%
Truancy/Runaway (Child in Need of Supervision)	TR	40	154	48	120%
Juvenile Total		2,577	6,205	2,580	100.1%
Totals		4,226	10,832	4,329	102.4%

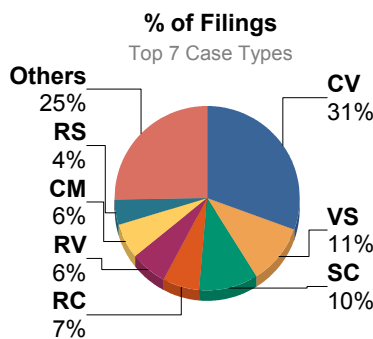


Case Type	Total Filings	%
Custody Visitation (CV)	941	22%
Delinquency Misdemeanor (DM)	653	15%
Civil Support (VS)	448	11%
Criminal Misdemeanor (CM)	419	10%
Show Cause (SC)	397	9%
Capias (CA)	234	6%
Delinquency Felony (DF)	164	4%
Others	970	23%
Total	4,226	100%

Commonwealth of Virginia
Caseload Statistics of the J&DR District Courts
 January 2015 thru December 2015

Augusta
 District: **25**
 Court ID: **225015**

	Filing Type	Filings	Hearings	Concluded	Clearance Rate
Adult					
Protective Order - Non Familv Abuse	AP	4	12	4	100%
Bond Forfeiture Show Cause	BF	9	25	10	111%
Capias	CA	109	329	114	105%
Criminal Felonv	CF	140	377	124	89%
Criminal Misdemeanor	CM	317	1,082	275	87%
Criminal Support	CS	1	1	1	100%
Protective Order – Familv Abuse	FP	161	362	161	100%
Motion - Modifv Protective Order	MP	24	31	26	108%
Non-Case	NC	5	8	4	80%
Other	OT	9	12	6	67%
Protective Order – Stalking/Acts of Violence	PC	1	1	1	100%
Remand Support	RS	227	227	227	100%
Show Cause	SC	514	1,482	539	105%
Restricted License - Support	SL	12	13	13	108%
Civil Support	VS	546	831	530	97%
Adult Total		2,079	4,793	2,035	97.9%
Juvenile					
Abuse or Nelect	AN	109	520	133	122%
Protective Order – Non Familv Abuse	AP	5	12	5	100%
Child in Need of Services	CS	17	75	19	112%
Custody Visitation	CV	1,590	2,752	1,539	97%
Delinquency Felonv	DF	58	293	55	95%
Delinquency Misdemeanor	DM	144	590	156	108%
Emancipation	EP	3	9	3	100%
Foster Care Review	FC	100	104	100	100%
Protective Order – Familv Abuse	FP	1	3	1	100%
Initial Foster Care Review	IF	21	22	21	100%
Motion - Modify Protective Order	MP	34	71	48	141%
Non-Case	NC	50	62	54	108%
Permanency Planning	PH	40	41	40	100%
Paternity	PT	16	30	12	75%
Remand Custody	RC	338	338	338	100%
Child at Risk of Abuse or Nelect	RI	1	1	1	100%
Restricted Driver's License	RL	1	1	1	100%
Remand Visitation	RV	335	335	335	100%
Show Cause	SC	14	51	12	86%
Status Offense	ST	9	28	10	111%
Traffic	T	180	466	193	107%
Termination of Parental Rights	TP	21	76	35	167%
Truancy/Runaway (Child in Need of Supervision)	TR	30	178	25	83%
Juvenile Total		3,117	6,058	3,136	100.6%
Totals		5,196	10,851	5,171	99.5%



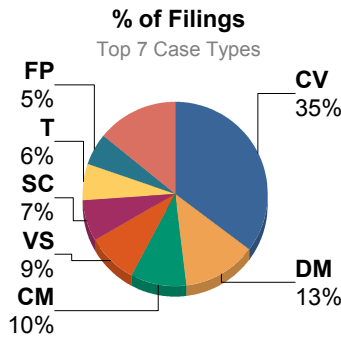
Top 7 Case Types

Case Type	Total Filings	%
Custody Visitation (CV)	1,590	31%
Civil Support (VS)	546	11%
Show Cause (SC)	528	10%
Remand Custody (RC)	338	7%
Remand Visitation (RV)	335	6%
Criminal Misdemeanor (CM)	317	6%
Remand Support (RS)	227	4%
Others	1,315	25%
Total	5,196	100%

Commonwealth of Virginia
Caseload Statistics of the J&DR District Courts
 January 2015 thru December 2015

Bath
 District: **25**
 Court ID: **225017**

	Filing Type	Filings	Hearings	Concluded	Clearance Rate
Adult					
Protective Order - Non Familv Abuse	AP	2	2	2	100%
Capias	CA	4	7	3	75%
Criminal Felonv	CF	2	5	0	0%
Criminal Misdemeanor	CM	20	47	12	60%
Protective Order – Familv Abuse	FP	11	14	11	100%
Motion - Modifv Protective Order	MP	4	4	4	100%
Other	OT	1	1	1	100%
Remand Support	RS	4	4	4	100%
Show Cause	SC	15	36	13	87%
Restricted License - Support	SL	1	1	1	100%
Civil Support	VS	18	23	17	94%
Adult Total		82	144	68	82.9%
Juvenile					
Custodv Visitation	CV	72	124	80	111%
Delinquencv Felonv	DF	2	6	2	100%
Delinquencv Misdemeanor	DM	26	54	15	58%
Foster Care Review	FC	7	7	5	71%
Paternity	PT	2	3	2	100%
Child at Risk of Abuse or Nedalect	RI	0	1	1	0%
Show Cause	SC	0	2	1	0%
Status Offense	ST	0	1	1	0%
Traffic	T	13	33	18	138%
Juvenile Total		122	231	125	102.5%
Totals		204	375	193	94.6%



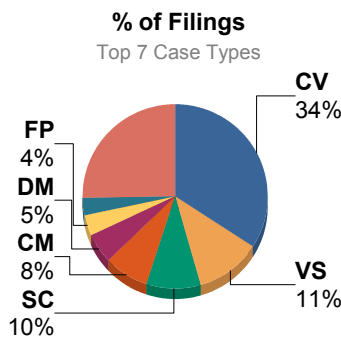
Top 7 Case Types

Case Type	Total Filings	Total Filings with %
Custody Visitation (CV)	72	35%
Delinquency Misdemeanor (DM)	26	13%
Criminal Misdemeanor (CM)	20	10%
Civil Support (VS)	18	9%
Show Cause (SC)	15	7%
Traffic (T)	13	6%
Protective Order – Family Abuse (FP)	11	5%
Others	29	14%
Total	204	100%

Commonwealth of Virginia
Caseload Statistics of the J&DR District Courts
 January 2015 thru December 2015

Bedford
 District: **24**
 Court ID: **224019**

	Filing Type	Filings	Hearings	Concluded	Clearance Rate
Adult					
Protective Order - Non Familv Abuse	AP	7	17	7	100%
Capias	CA	98	244	118	120%
Criminal Felonv	CF	143	514	140	98%
Criminal Misdemeanor	CM	435	1,185	455	105%
Protective Order – Familv Abuse	FP	210	453	210	100%
Motion - Modifv Protective Order	MP	45	46	44	98%
Non-Case	NC	31	44	31	100%
Other	OT	6	9	6	100%
Protective Order - Violation of Protective Order Conviction	PV	1	1	1	100%
Remand Support	RS	85	85	85	100%
Show Cause	SC	524	1,393	536	102%
Restricted License - Support	SL	16	20	17	106%
Civil Support	VS	634	1,105	594	94%
Adult Total		2,235	5,116	2,244	100.4%
Juvenile					
Abuse or Nealect	AN	125	389	121	97%
Protective Order – Non Familv Abuse	AP	9	20	10	111%
Capias	CA	1	6	4	400%
Relief of Custodv	CR	10	11	10	100%
Child in Need of Services	CS	132	388	101	77%
Custodv Visitation	CV	1,938	3,478	1,761	91%
Delinquency Felonv	DF	47	215	51	109%
Delinquency Misdemeanor	DM	303	1,051	362	119%
Entrustment Aareement	ET	4	7	5	125%
Foster Care Review	FC	69	69	69	100%
Initial Foster Care Review	IF	43	43	43	100%
Motion - Modifv Protective Order	MP	27	27	27	100%
Non-Case	NC	0	8	0	0%
Permanency Plannina	PH	61	65	61	100%
Paternity	PT	22	47	21	95%
Remand Custodv	RC	144	144	144	100%
Restoration of Parental Rights	RR	1	1	1	100%
Remand Visitation	RV	138	140	136	99%
Show Cause	SC	21	59	23	110%
Status Offense	ST	107	318	146	136%
Traffic	T	164	215	160	98%
Termination of Parental Rihts	TP	10	15	7	70%
Truancy/Runaway (Child in Need of Supervision)	TR	52	216	48	92%
Juvenile Total		3,428	6,932	3,311	96.6%
Totals		5,663	12,048	5,555	98.1%



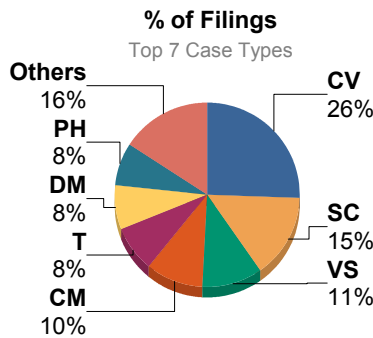
Top 7 Case Types

Case Type	Total Filings with %
Custody Visitation (CV)	1,938 34%
Civil Support (VS)	634 11%
Show Cause (SC)	545 10%
Criminal Misdemeanor (CM)	435 8%
Delinquency Misdemeanor (DM)	303 5%
Protective Order – Family Abuse (FP)	210 4%
Traffic (T)	164 3%
Others	1,434 25%
Total	5,663 100%

Commonwealth of Virginia
Caseload Statistics of the J&DR District Courts
 January 2015 thru December 2015

Bland
 District: **27**
 Court ID: **227021**

	Filing Type	Filings	Hearings	Concluded	Clearance Rate
Adult					
Capias	CA	6	19	6	100%
Criminal Felony	CF	16	152	27	169%
Criminal Misdemeanor	CM	33	126	50	152%
Protective Order – Family Abuse	FP	8	20	8	100%
Motion - Modify Protective Order	MP	2	2	2	100%
Non-Case	NC	2	4	1	50%
Other	OT	1	1	1	100%
Show Cause	SC	47	139	48	102%
Civil Support	VS	35	60	31	89%
Adult Total		150	523	174	116.0%
Juvenile					
Abuse or Neglect	AN	1	9	7	700%
Custody Visitation	CV	85	213	91	107%
Delinquency Felony	DF	4	16	6	150%
Delinquency Misdemeanor	DM	26	65	19	73%
Entrustment Agreement	ET	4	4	0	0%
Foster Care Review	FC	5	5	5	100%
Initial Foster Care Review	IF	2	2	2	100%
Permanency Planning	PH	25	26	25	100%
Paternity	PT	0	3	1	0%
Remand Custody	RC	1	1	1	100%
Show Cause	SC	1	3	1	100%
Status Offense	ST	0	4	1	0%
Traffic	T	27	39	24	89%
Juvenile Total		181	390	183	101.1%
Totals		331	913	357	107.9%



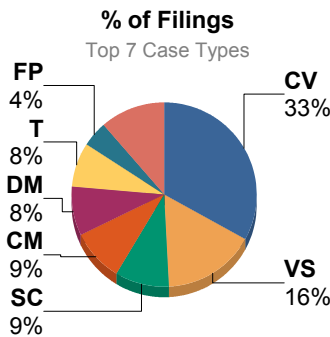
Top 7 Case Types

	Total Filings with %	
Custody Visitation (CV)	85	26%
Show Cause (SC)	48	15%
Civil Support (VS)	35	11%
Criminal Misdemeanor (CM)	33	10%
Traffic (T)	27	8%
Delinquency Misdemeanor (DM)	26	8%
Permanency Planning (PH)	25	8%
Others	52	16%
Total	331	100%

Commonwealth of Virginia
Caseload Statistics of the J&DR District Courts
 January 2015 thru December 2015

Botetourt
 District: **25**
 Court ID: **225023**

	Filing Type	Filings	Hearings	Concluded	Clearance Rate
Adult					
Protective Order - Non Familv Abuse	AP	1	2	2	200%
Capias	CA	13	36	11	85%
Criminal Felonv	CF	26	80	25	96%
Criminal Misdemeanor	CM	145	457	123	85%
Protective Order – Familv Abuse	FP	67	138	67	100%
Motion - Modifv Protective Order	MP	20	25	20	100%
Remand Support	RS	27	27	27	100%
Show Cause	SC	147	369	141	96%
Restricted License - Support	SL	4	5	4	100%
Civil Support	VS	255	479	249	98%
Adult Total		705	1,618	669	94.9%
Juvenile					
Abuse or Neglect	AN	1	4	2	200%
Protective Order – Non Familv Abuse	AP	3	7	3	100%
Capias	CA	0	1	1	0%
Relief of Custodv	CR	1	2	1	100%
Child in Need of Services	CS	10	49	6	60%
Custody Visitation	CV	527	1,123	544	103%
Delinquencv Felonv	DF	18	155	30	167%
Delinquencv Misdemeanor	DM	134	488	152	113%
Foster Care Review	FC	1	1	1	100%
Protective Order – Familv Abuse	FP	1	2	1	100%
Juvenile Support	JS	0	2	1	0%
Permanencv Planning	PH	1	1	1	100%
Paternity	PT	4	4	1	25%
Remand Custodv	RC	34	34	34	100%
Remand Visitation	RV	4	4	4	100%
Show Cause	SC	3	5	1	33%
Status Offense	ST	9	29	9	100%
Traffic	T	126	212	135	107%
Truancv/Runawav (Child in Need of Supervision)	TR	6	18	4	67%
Juvenile Total		883	2,141	931	105.4%
Totals		1,588	3,759	1,600	100.8%



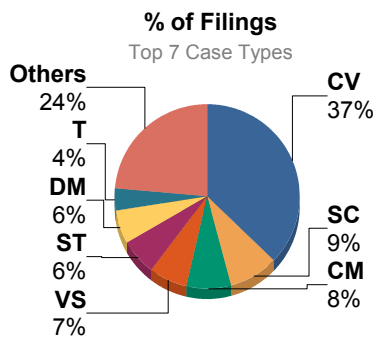
Top 7 Case Types

	Total Filings with %	
Custody Visitation (CV)	527	33%
Civil Support (VS)	255	16%
Show Cause (SC)	150	9%
Criminal Misdemeanor (CM)	145	9%
Delinquency Misdemeanor (DM)	134	8%
Traffic (T)	126	8%
Protective Order – Family Abuse (FP)	68	4%
Others	183	12%
Total	1,588	100%

Commonwealth of Virginia
Caseload Statistics of the J&DR District Courts
 January 2015 thru December 2015

Bristol
 District: **28**
 Court ID: **228520**

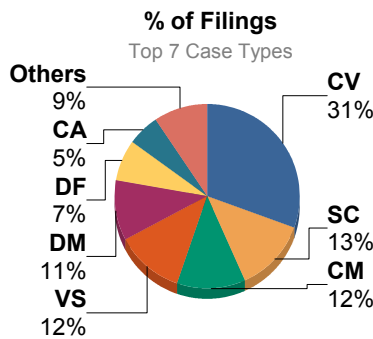
	Filing Type	Filings	Hearings	Concluded	Clearance Rate
Adult					
Bond Forfeiture Show Cause	BF	1	1	1	100%
Capias	CA	27	78	52	193%
Criminal Felonv	CF	68	239	77	113%
Criminal Misdemeanor	CM	168	530	174	104%
Protective Order – Familv Abuse	FP	53	114	51	96%
Non-Case	NC	1	1	1	100%
Other	OT	8	8	8	100%
Remand Support	RS	13	13	13	100%
Show Cause	SC	189	630	251	133%
Restricted License - Support	SL	3	3	3	100%
Civil Support	VS	148	271	164	111%
Adult Total		679	1,888	795	117.1%
Juvenile					
Abuse or Neadlect	AN	32	90	31	97%
Protective Order – Non Familv Abuse	AP	2	6	1	50%
Relief of Custodv	CR	7	9	7	100%
Child in Need of Services	CS	1	1	1	100%
Custody Visitation	CV	815	1,614	771	95%
Delinquencv Felonv	DF	34	124	17	50%
Delinquencv Misdemeanor	DM	125	328	119	95%
Entrustment Aareement	ET	9	9	9	100%
Foster Care Review	FC	42	42	42	100%
Protective Order – Familv Abuse	FP	1	4	1	100%
Initial Foster Care Review	IF	25	27	25	100%
Juvenile Support	JS	0	1	1	0%
Permanencv Plannina	PH	76	76	73	96%
Paternity	PT	8	14	8	100%
Remand Custody	RC	27	27	27	100%
Remand Visitation	RV	31	31	31	100%
Status Offense	ST	140	188	131	94%
Traffic	T	89	123	91	102%
Termination of Parental Rights	TP	35	60	22	63%
Truancv/Runawav (Child in Need of Supervision)	TR	11	25	10	91%
Juvenile Total		1,510	2,799	1,418	93.9%
Totals		2,189	4,687	2,213	101.1%



Top 7 Case Types

	Total Filings with %	
Custody Visitation (CV)	815	37%
Show Cause (SC)	189	9%
Criminal Misdemeanor (CM)	168	8%
Civil Support (VS)	148	7%
Status Offense (ST)	140	6%
Delinquency Misdemeanor (DM)	125	6%
Traffic (T)	89	4%
Others	515	24%
Total	2,189	100%

	Filing Type	Filings	Hearings	Concluded	Clearance Rate
Adult					
Capias	CA	46	153	60	130%
Criminal Felony	CF	13	43	10	77%
Criminal Misdemeanor	CM	129	273	120	93%
Protective Order – Familv Abuse	FP	27	59	26	96%
Motion - Modifv Protective Order	MP	1	1	1	100%
Non-Case	NC	1	3	2	200%
Other	OT	4	5	4	100%
Protective Order – Stalkina/Acts of Violence	PC	2	3	2	100%
Show Cause	SC	125	503	145	116%
Civil Support	VS	128	285	122	95%
Adult Total		476	1,328	492	103.4%
Juvenile					
Abuse or Neglect	AN	4	14	1	25%
Capias	CA	12	20	6	50%
Custody Visitation	CV	328	653	320	98%
Delinquency Felony	DF	80	337	62	78%
Delinquency Misdemeanor	DM	113	367	114	101%
Foster Care Review	FC	2	8	6	300%
Protective Order – Familv Abuse	FP	6	8	6	100%
Non-Case	NC	2	2	2	100%
Paternity	PT	2	5	1	50%
Child at Risk of Abuse or Neglect	RI	1	2	0	0%
Show Cause	SC	12	52	10	83%
Status Offense	ST	1	12	4	400%
Traffic	T	36	67	31	86%
Juvenile Total		599	1,547	563	94.0%
Totals		1,075	2,875	1,055	98.1%



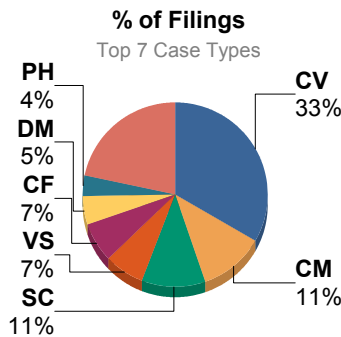
Top 7 Case Types

	Total Filings with %	
Custody Visitation (CV)	328	31%
Show Cause (SC)	137	13%
Criminal Misdemeanor (CM)	129	12%
Civil Support (VS)	128	12%
Delinquency Misdemeanor (DM)	113	11%
Delinquency Felony (DF)	80	7%
Capias (CA)	58	5%
Others	102	9%
Total	1,075	100%

Commonwealth of Virginia
Caseload Statistics of the J&DR District Courts
 January 2015 thru December 2015

Buchanan
 District: **29**
 Court ID: **229027**

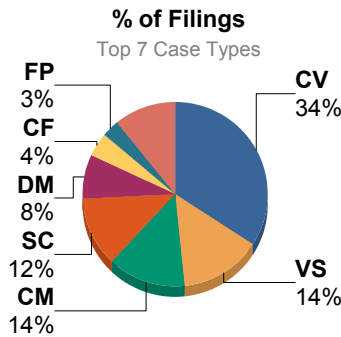
	Filing Type	Filings	Hearings	Concluded	Clearance Rate
Adult					
Protective Order - Non Familv Abuse	AP	0	1	1	0%
Capias	CA	70	218	75	107%
Criminal Felonv	CF	152	423	128	84%
Criminal Misdemeanor	CM	250	821	263	105%
Protective Order – Familv Abuse	FP	57	127	58	102%
Motion - Modifv Protective Order	MP	8	12	8	100%
Non-Case	NC	1	1	1	100%
Protective Order – Stalkina/Acts of Violence	PC	3	5	3	100%
Protective Order - Violation of Protective Order Conviction	PV	2	2	2	100%
Remand Support	RS	16	23	16	100%
Show Cause	SC	235	823	256	109%
Restricted License - Support	SL	2	2	2	100%
Civil Support	VS	156	389	166	106%
Adult Total		952	2,847	979	102.8%
Juvenile					
Abuse or Nealect	AN	71	219	67	94%
Protective Order – Non Familv Abuse	AP	2	5	2	100%
Relief of Custody	CR	3	3	3	100%
Child in Need of Services	CS	10	33	12	120%
Custody Visitation	CV	741	2,060	726	98%
Delinquencv Felonv	DF	19	80	23	121%
Delinquencv Misdemeanor	DM	114	400	159	139%
Entrustment Agreement	ET	1	1	1	100%
Foster Care Review	FC	32	32	32	100%
Initial Foster Care Review	IF	35	37	35	100%
Motion - Modifv Protective Order	MP	5	7	5	100%
Permanency Planning	PH	81	95	78	96%
Paternity	PT	6	21	3	50%
Remand Custodv	RC	17	17	17	100%
Child at Risk of Abuse or Nealect	RI	16	58	14	88%
Remand Visitation	RV	13	13	13	100%
Show Cause	SC	8	16	8	100%
Status Offense	ST	12	28	12	100%
Traffic	T	35	71	40	114%
Termination of Parental Rights	TP	30	92	34	113%
Truancv/Runawav (Child in Need of Supervision)	TR	12	61	11	92%
Juvenile Total		1,263	3,349	1,295	102.5%
Totals		2,215	6,196	2,274	102.7%



Top 7 Case Types

Case Type	Total Filings	%
Custody Visitation (CV)	741	33%
Criminal Misdemeanor (CM)	250	11%
Show Cause (SC)	243	11%
Civil Support (VS)	156	7%
Criminal Felony (CF)	152	7%
Delinquency Misdemeanor (DM)	114	5%
Permanency Planning (PH)	81	4%
Others	478	22%
Total	2,215	100%

	Filing Type	Filings	Hearings	Concluded	Clearance Rate
Adult					
Capias	CA	6	20	8	133%
Criminal Felony	CF	35	111	36	103%
Criminal Misdemeanor	CM	114	335	100	88%
Protective Order – Family Abuse	FP	27	42	28	104%
Protective Order – Stalking/Acts of Violence	PC	8	10	7	88%
Show Cause	SC	94	320	85	90%
Restricted License - Support	SL	1	1	1	100%
Civil Support	VS	118	234	90	76%
Adult Total		403	1,073	355	88.1%
Juvenile					
Abuse or Neglect	AN	5	30	4	80%
Relief of Custody	CR	0	2	1	0%
Child in Need of Services	CS	5	17	2	40%
Custody Visitation	CV	286	642	238	83%
Delinquency Felony	DF	21	91	16	76%
Delinquency Misdemeanor	DM	64	232	50	78%
Entrustment Agreement	ET	0	5	0	0%
Motion - Modify Protective Order	MP	1	1	0	0%
Protective Order – Stalking/Acts of Violence	PC	4	10	2	50%
Paternity	PT	6	19	4	67%
Show Cause	SC	9	28	5	56%
Status Offense	ST	5	19	4	80%
Traffic	T	20	46	32	160%
Termination of Parental Rights	TP	3	12	0	0%
Truancy/Runaway (Child in Need of Supervision)	TR	5	27	4	80%
Juvenile Total		434	1,181	362	83.4%
Totals		837	2,254	717	85.7%



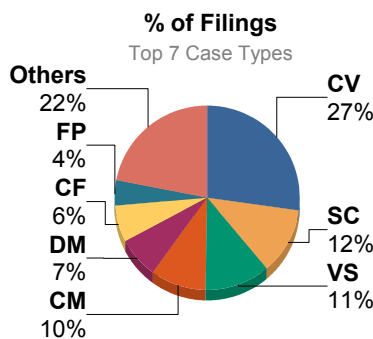
Top 7 Case Types

	Total Filings with %	
Custody Visitation (CV)	286	34%
Civil Support (VS)	118	14%
Criminal Misdemeanor (CM)	114	14%
Show Cause (SC)	103	12%
Delinquency Misdemeanor (DM)	64	8%
Criminal Felony (CF)	35	4%
Protective Order – Family Abuse (FP)	27	3%
Others	90	11%
Total	837	100%

Commonwealth of Virginia
Caseload Statistics of the J&DR District Courts
 January 2015 thru December 2015

Buena Vista
 District: **25**
 Court ID: **225530**

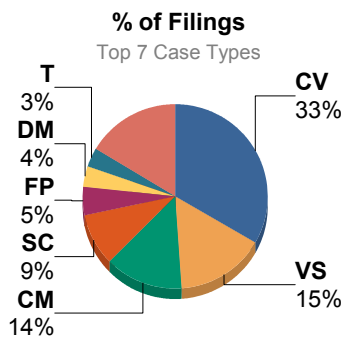
	Filing Type	Filings	Hearings	Concluded	Clearance Rate
Adult					
Capias	CA	7	20	6	86%
Criminal Felony	CF	39	149	55	141%
Criminal Misdemeanor	CM	62	185	52	84%
Protective Order – Family Abuse	FP	27	51	26	96%
Motion - Modify Protective Order	MP	2	2	1	50%
Other	OT	11	11	10	91%
Protective Order – Stalking/Acts of Violence	PC	2	4	2	100%
Remand Support	RS	5	5	5	100%
Show Cause	SC	68	183	56	82%
Restricted License - Support	SL	1	1	1	100%
Civil Support	VS	71	117	75	106%
Adult Total		295	728	289	98.0%
Juvenile					
Abuse or Neglect	AN	18	68	15	83%
Protective Order – Non Family Abuse	AP	2	6	2	100%
Capias	CA	0	7	1	0%
Child in Need of Services	CS	4	21	8	200%
Custody Visitation	CV	170	314	173	102%
Delinquency Felony	DF	20	132	16	80%
Delinquency Misdemeanor	DM	45	216	40	89%
Foster Care Review	FC	2	4	4	200%
Protective Order – Family Abuse	FP	1	1	1	100%
Motion - Modify Protective Order	MP	3	3	3	100%
Non-Case	NC	1	1	1	100%
Permanency Planning	PH	2	2	2	100%
Paternity	PT	1	1	1	100%
Remand Custody	RC	6	6	6	100%
Child at Risk of Abuse or Neglect	RI	2	5	2	100%
Remand Visitation	RV	5	5	5	100%
Show Cause	SC	5	31	7	140%
Status Offense	ST	9	29	5	56%
Traffic	T	12	17	11	92%
Termination of Parental Rights	TP	2	2	2	100%
Truancy/Runaway (Child in Need of Supervision)	TR	21	63	20	95%
Juvenile Total		331	934	325	98.2%
Totals		626	1,662	614	98.1%



Top 7 Case Types

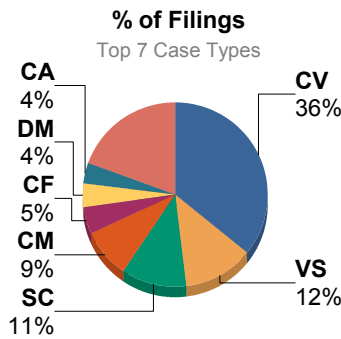
Case Type	Total Filings	%
Custody Visitation (CV)	170	27%
Show Cause (SC)	73	12%
Civil Support (VS)	71	11%
Criminal Misdemeanor (CM)	62	10%
Delinquency Misdemeanor (DM)	45	7%
Criminal Felony (CF)	39	6%
Protective Order – Family Abuse (FP)	28	4%
Others	138	22%
Total	626	100%

	Filing Type	Filings	Hearings	Concluded	Clearance Rate
Adult					
Protective Order - Non Familv Abuse	AP	6	16	8	133%
Capias	CA	85	225	97	114%
Criminal Felonv	CF	89	275	99	111%
Criminal Misdemeanor	CM	478	1,281	518	108%
Protective Order – Familv Abuse	FP	175	383	178	102%
Motion - Modifv Protective Order	MP	11	12	10	91%
Non-Case	NC	1	1	1	100%
Protective Order – Stalkina/Acts of Violence	PC	1	1	1	100%
Protective Order - Violation of Protective Order Conviction	PV	1	1	1	100%
Remand Support	RS	10	10	10	100%
Show Cause	SC	323	1,066	365	113%
Restricted License - Support	SL	8	10	8	100%
Civil Support	VS	538	938	546	101%
Adult Total		1,726	4,219	1,842	106.7%
Juvenile					
Abuse or Nealect	AN	50	157	54	108%
Protective Order – Non Familv Abuse	AP	6	14	6	100%
Capias	CA	1	2	2	200%
Relief of Custodv	CR	5	10	6	120%
Child in Need of Services	CS	18	41	19	106%
Custodv Visitation	CV	1,168	2,065	1,183	101%
Delinquency Felonv	DF	20	106	29	145%
Delinquency Misdemeanor	DM	126	413	160	127%
Foster Care Review	FC	47	51	44	94%
Protective Order – Familv Abuse	FP	1	2	1	100%
Initial Foster Care Review	IF	24	25	24	100%
Juvenile Support	JS	2	3	3	150%
Motion - Modifv Protective Order	MP	18	29	21	117%
Non-Case	NC	5	5	5	100%
Permanency Planning	PH	16	16	16	100%
Paternity	PT	17	35	18	106%
Remand Custody	RC	29	29	29	100%
Child at Risk of Abuse or Nealect	RI	0	2	1	0%
Remand Visitation	RV	30	30	30	100%
Status Offense	ST	21	61	30	143%
Traffic	T	109	134	112	103%
Termination of Parental Rihts	TP	25	41	25	100%
Truancy/Runaway (Child in Need of Supervision)	TR	30	103	28	93%
Juvenile Total		1,768	3,374	1,846	104.4%
Totals		3,494	7,593	3,688	105.6%



Case Type	Total Filings	%
Custody Visitation (CV)	1,168	33%
Civil Support (VS)	538	15%
Criminal Misdemeanor (CM)	478	14%
Show Cause (SC)	323	9%
Protective Order – Familv Abuse (FP)	176	5%
Delinquency Misdemeanor (DM)	126	4%
Traffic (T)	109	3%
Others	576	16%
Total	3,494	100%

	Filing Type	Filings	Hearings	Concluded	Clearance Rate
Adult					
Capias	CA	101	312	125	124%
Criminal Felony	CF	137	385	154	112%
Criminal Misdemeanor	CM	246	750	265	108%
Protective Order – Family Abuse	FP	88	193	93	106%
Motion - Modify Protective Order	MP	15	15	15	100%
Non-Case	NC	1	1	1	100%
Other	OT	41	79	44	107%
Protective Order – Stalking/Acts of Violence	PC	1	1	1	100%
Protective Order - Violation of Protective Order Conviction	PV	7	7	6	86%
Show Cause	SC	312	779	340	109%
Restricted License - Support	SL	8	9	8	100%
Civil Support	VS	350	585	350	100%
Adult Total		1,307	3,116	1,402	107.3%
Juvenile					
Abuse or Neglect	AN	8	20	11	138%
Capias	CA	1	1	1	100%
Child in Need of Services	CS	1	14	6	600%
Custody Visitation	CV	1,015	1,846	1,013	100%
Delinquency Felony	DF	60	383	101	168%
Delinquency Misdemeanor	DM	116	434	144	124%
Foster Care Review	FC	15	23	14	93%
Initial Foster Care Review	IF	7	9	5	71%
Non-Case	NC	2	2	1	50%
Permanency Planning	PH	17	26	7	41%
Paternity	PT	95	156	106	112%
Child at Risk of Abuse or Neglect	RI	2	4	1	50%
Show Cause	SC	6	12	6	100%
Status Offense	ST	84	146	77	92%
Traffic	T	82	160	92	112%
Termination of Parental Rights	TP	15	15	15	100%
Truancy/Runaway (Child in Need of Supervision)	TR	1	2	1	100%
Juvenile Total		1,527	3,253	1,601	104.8%
Totals		2,834	6,369	3,003	106.0%



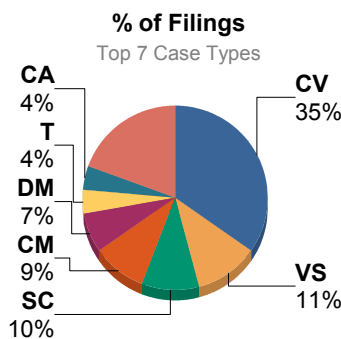
Top 7 Case Types

	Total Filings with %	
Custody Visitation (CV)	1,015	36%
Civil Support (VS)	350	12%
Show Cause (SC)	318	11%
Criminal Misdemeanor (CM)	246	9%
Criminal Felony (CF)	137	5%
Delinquency Misdemeanor (DM)	116	4%
Capias (CA)	102	4%
Others	550	19%
Total	2,834	100%

Commonwealth of Virginia
Caseload Statistics of the J&DR District Courts
 January 2015 thru December 2015

Carroll
 District: **27**
 Court ID: **227035**

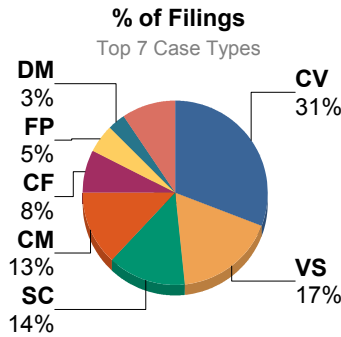
	Filing Type	Filings	Hearings	Concluded	Clearance Rate
Adult					
Protective Order - Non Familv Abuse	AP	3	6	3	100%
Capias	CA	85	256	91	107%
Criminal Felonv	CF	41	129	47	115%
Criminal Misdemeanor	CM	194	608	213	110%
Protective Order – Familv Abuse	FP	57	125	61	107%
Motion - Modifv Protective Order	MP	9	12	10	111%
Non-Case	NC	1	1	1	100%
Protective Order - Violation of Protective Order Conviction	PV	8	8	8	100%
Remand Support	RS	18	18	18	100%
Show Cause	SC	204	553	207	101%
Restricted License - Support	SL	3	3	3	100%
Civil Support	VS	231	420	240	104%
Adult Total		854	2,139	902	105.6%
Juvenile					
Abuse or Neglect	AN	23	104	26	113%
Protective Order – Non Familv Abuse	AP	0	2	2	0%
Capias	CA	3	6	4	133%
Child in Need of Services	CS	17	30	15	88%
Custodv Visitation	CV	718	1,959	768	107%
Delinquencv Felonv	DF	34	143	19	56%
Delinquencv Misdemeanor	DM	143	340	119	83%
Emancipation	EP	1	1	1	100%
Foster Care Review	FC	24	27	24	100%
Initial Foster Care Review	IF	19	20	19	100%
Permanencv Planning	PH	23	25	23	100%
Paternity	PT	9	19	6	67%
Remand Custody	RC	25	26	26	104%
Child at Risk of Abuse or Neglect	RI	0	1	1	0%
Remand Visitation	RV	26	26	26	100%
Show Cause	SC	6	11	6	100%
Status Offense	ST	14	24	9	64%
Traffic	T	89	135	101	113%
Termination of Parental Rights	TP	9	10	8	89%
Truancv/Runawav (Child in Need of Supervision)	TR	37	72	11	30%
Juvenile Total		1,220	2,981	1,214	99.5%
Totals		2,074	5,120	2,116	102.0%



Top 7 Case Types

	Total Filings with %	
Custody Visitation (CV)	718	35%
Civil Support (VS)	231	11%
Show Cause (SC)	210	10%
Criminal Misdemeanor (CM)	194	9%
Delinquency Misdemeanor (DM)	143	7%
Traffic (T)	89	4%
Capias (CA)	88	4%
Others	401	19%
Total	2,074	100%

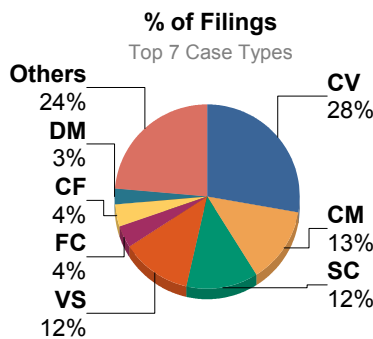
	Filing Type	Filings	Hearings	Concluded	Clearance Rate
Adult					
Protective Order - Non Familv Abuse	AP	1	1	1	100%
Bond Forfeiture Show Cause	BF	0	1	1	0%
Capias	CA	4	14	3	75%
Criminal Felonv	CF	20	52	16	80%
Criminal Misdemeanor	CM	34	93	33	97%
Protective Order – Familv Abuse	FP	13	32	11	85%
Motion - Modifv Protective Order	MP	4	4	4	100%
Non-Case	NC	2	2	2	100%
Protective Order - Violation of Protective Order Conviction	PV	1	1	1	100%
Show Cause	SC	36	108	31	86%
Restricted License - Support	SL	2	4	2	100%
Civil Support	VS	46	92	47	102%
Adult Total		163	404	152	93.3%
Juvenile					
Custody Visitation	CV	81	209	64	79%
Delinquency Felonv	DF	2	4	2	100%
Delinquency Misdemeanor	DM	8	25	10	125%
Non-Case	NC	3	3	3	100%
Traffic	T	6	9	6	100%
Juvenile Total		100	250	85	85.0%
Totals		263	654	237	90.1%



Top 7 Case Types

Case Type	Total Filings	Total Filings with %
Custody Visitation (CV)	81	31%
Civil Support (VS)	46	17%
Show Cause (SC)	36	14%
Criminal Misdemeanor (CM)	34	13%
Criminal Felony (CF)	20	8%
Protective Order – Family Abuse (FP)	13	5%
Delinquency Misdemeanor (DM)	8	3%
Others	25	10%
Total	263	100%

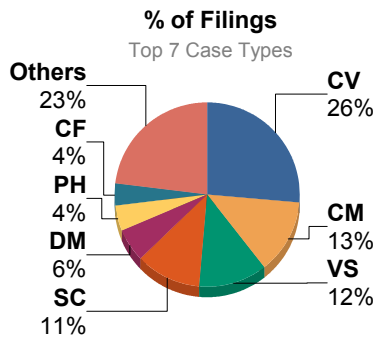
	Filing Type	Filings	Hearings	Concluded	Clearance Rate
Adult					
Protective Order - Non Familv Abuse	AP	1	2	1	100%
Capias	CA	20	63	27	135%
Criminal Felonv	CF	30	52	27	90%
Criminal Misdemeanor	CM	103	259	96	93%
Protective Order – Familv Abuse	FP	19	45	17	89%
Motion - Modifv Protective Order	MP	5	5	5	100%
Remand Support	RS	1	1	1	100%
Show Cause	SC	95	329	107	113%
Restricted License - Support	SL	6	10	7	117%
Civil Support	VS	94	146	87	93%
Adult Total		374	912	375	100.3%
Juvenile					
Abuse or Neglect	AN	14	39	8	57%
Protective Order – Non Familv Abuse	AP	5	9	4	80%
Relief of Custody	CR	2	2	2	100%
Child in Need of Services	CS	7	21	6	86%
Custody Visitation	CV	213	353	186	87%
Delinquency Felonv	DF	16	66	10	63%
Delinquency Misdemeanor	DM	22	139	52	236%
Entrustment Agreement	ET	3	3	3	100%
Foster Care Review	FC	31	32	31	100%
Initial Foster Care Review	IF	7	7	7	100%
Motion - Modifv Protective Order	MP	10	10	10	100%
Permanency Planning	PH	19	19	19	100%
Paternity	PT	1	3	1	100%
Remand Custody	RC	4	4	4	100%
Show Cause	SC	1	2	1	100%
Status Offense	ST	14	46	14	100%
Traffic	T	15	25	16	107%
Termination of Parental Rights	TP	6	14	6	100%
Truancy/Runaway (Child in Need of Supervision)	TR	6	23	3	50%
Juvenile Total		396	817	383	96.7%
Totals		770	1,729	758	98.4%



Top 7 Case Types

	Total Filings with %	
Custody Visitation (CV)	213	28%
Criminal Misdemeanor (CM)	103	13%
Show Cause (SC)	96	12%
Civil Support (VS)	94	12%
Foster Care Review (FC)	31	4%
Criminal Felony (CF)	30	4%
Delinquency Misdemeanor (DM)	22	3%
Others	181	24%
Total	770	100%

	Filing Type	Filings	Hearings	Concluded	Clearance Rate
Adult					
Protective Order - Non Familv Abuse	AP	1	4	1	100%
Bond Forfeiture Show Cause	BF	1	1	1	100%
Capias	CA	89	242	92	103%
Criminal Felonv	CF	111	389	118	106%
Criminal Misdemeanor	CM	360	1,041	338	94%
Protective Order – Familv Abuse	FP	108	266	107	99%
Motion - Modifv Protective Order	MP	29	33	28	97%
Other	OT	7	7	7	100%
Protective Order – Stalking/Acts of Violence	PC	1	6	0	0%
Violation - Family Abuse Protective Order	PS	1	2	1	100%
Protective Order - Violation of Protective Order Conviction	PV	29	29	29	100%
Show Cause	SC	317	1,055	331	104%
Restricted License - Support	SL	9	9	9	100%
Civil Support	VS	332	678	321	97%
Adult Total		1,395	3,762	1,383	99.1%
Juvenile					
Abuse or Nealect	AN	42	110	34	81%
Relief of Custody	CR	1	3	2	200%
Child in Need of Services	CS	34	90	35	103%
Custody Visitation	CV	734	1,835	672	92%
Delinquencv Felonv	DF	31	159	44	142%
Delinquencv Misdemeanor	DM	161	600	175	109%
Entrustment Agreement	ET	1	1	1	100%
Foster Care Review	FC	41	41	41	100%
Initial Foster Care Review	IF	33	33	32	97%
Motion - Modifv Protective Order	MP	5	17	5	100%
Non-Case	NC	2	5	2	100%
Protective Order – Stalking/Acts of Violence	PC	4	6	4	100%
Permanencv Plannina	PH	120	123	116	97%
Paternity	PT	12	48	16	133%
Child at Risk of Abuse or Nealect	RI	5	15	5	100%
Show Cause	SC	1	4	2	200%
Status Offense	ST	70	115	64	91%
Traffic	T	31	85	36	116%
Termination of Parental Rights	TP	30	34	23	77%
Truancv/Runawav (Child in Need of Supervision)	TR	23	78	22	96%
Juvenile Total		1,381	3,402	1,331	96.4%
Totals		2,776	7,164	2,714	97.8%

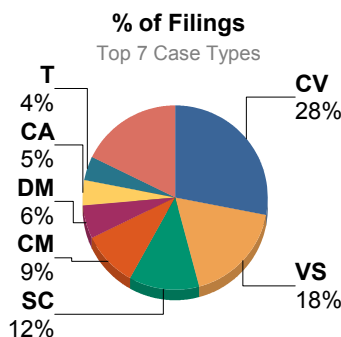


Case Type	Total Filings	%
Custody Visitation (CV)	734	26%
Criminal Misdemeanor (CM)	360	13%
Civil Support (VS)	332	12%
Show Cause (SC)	318	11%
Delinquency Misdemeanor (DM)	161	6%
Permanency Planning (PH)	120	4%
Criminal Felony (CF)	111	4%
Others	640	23%
Total	2,776	100%

Commonwealth of Virginia
Caseload Statistics of the J&DR District Courts
 January 2015 thru December 2015

Chesapeake
 District: 1
 Court ID: 201550

	Filing Type	Filings	Hearings	Concluded	Clearance Rate
Adult					
Protective Order - Non Familv Abuse	AP	27	58	29	107%
Capias	CA	682	2,599	803	118%
Criminal Felonv	CF	419	1,485	362	86%
Criminal Misdemeanor	CM	1,414	4,245	1,369	97%
Criminal Support	CS	0	6	1	0%
Protective Order – Familv Abuse	FP	483	1,100	464	96%
Motion - Modifv Protective Order	MP	40	54	38	95%
Non-Case	NC	1	1	1	100%
Other	OT	3	3	3	100%
Protective Order - Violation of Protective Order Conviction	PV	17	17	17	100%
Remand Support	RS	58	58	57	98%
Show Cause	SC	1,782	5,165	1,848	104%
Civil Support	VS	2,669	4,737	2,687	101%
Adult Total		7,595	19,528	7,679	101.1%
Juvenile					
Abuse or Nealect	AN	26	89	26	100%
Protective Order – Non Familv Abuse	AP	72	174	62	86%
Capias	CA	1	1	1	100%
Relief of Custodv	CR	5	21	7	140%
Child in Need of Services	CS	3	13	2	67%
Custodv Visitation	CV	4,163	8,232	3,844	92%
Delinquency Felonv	DF	435	2,376	370	85%
Delinquency Misdemeanor	DM	886	3,311	828	93%
Emancipation	EP	2	2	1	50%
Foster Care Review	FC	47	50	48	102%
Protective Order – Familv Abuse	FP	4	7	4	100%
Initial Foster Care Review	IF	17	21	20	118%
Juvenile Support	JS	1	1	1	100%
Motion - Modifv Protective Order	MP	1	2	1	100%
Non-Case	NC	3	4	4	133%
Protective Order – Stalkina/Acts of Violence	PC	1	2	0	0%
Permanency Planning	PH	57	61	55	96%
Paternity	PT	106	210	97	92%
Remand Custodv	RC	344	344	344	100%
Restoration of Parental Rights	RR	1	1	1	100%
Remand Visitation	RV	339	339	339	100%
Show Cause	SC	49	95	46	94%
Status Offense	ST	54	134	45	83%
Traffic	T	580	1,079	644	111%
Termination of Parental Rights	TP	41	54	28	68%
Truancy/Runaway (Child in Need of Supervision)	TR	61	78	62	102%
Juvenile Total		7,299	16,701	6,880	94.3%
Totals		14,894	36,229	14,559	97.8%



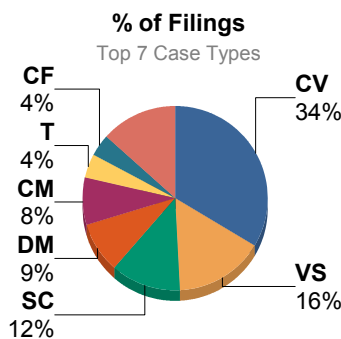
Top 7 Case Types

Case Type	Total Filings with %
Custody Visitation (CV)	4,163 28%
Civil Support (VS)	2,669 18%
Show Cause (SC)	1,831 12%
Criminal Misdemeanor (CM)	1,414 9%
Delinquency Misdemeanor (DM)	886 6%
Capias (CA)	683 5%
Traffic (T)	580 4%
Others	2,668 18%
Total	14,894 100%

Commonwealth of Virginia
Caseload Statistics of the J&DR District Courts
 January 2015 thru December 2015

Chesterfield
 District: 12
 Court ID: 212041

	Filing Type	Filings	Hearings	Concluded	Clearance Rate
Adult					
Protective Order - Non Familv Abuse	AP	10	20	11	110%
Bond Forfeiture Show Cause	BF	3	9	4	133%
Capias	CA	489	1,600	583	119%
Criminal Felonv	CF	776	2,419	756	97%
Criminal Misdemeanor	CM	1,599	4,557	1,565	98%
Protective Order – Familv Abuse	FP	493	1,062	500	101%
Motion - Modifv Protective Order	MP	77	93	75	97%
Non-Case	NC	11	19	12	109%
Other	OT	22	27	22	100%
Violation - Family Abuse Protective Order	PS	3	3	3	100%
Protective Order - Violation of Protective Order Conviction	PV	28	28	27	96%
Remand Support	RS	38	39	39	103%
Show Cause	SC	2,188	6,221	2,245	103%
Restricted License - Support	SL	3	4	3	100%
Civil Support	VS	3,018	4,874	2,979	99%
Adult Total		8,758	20,975	8,824	100.8%
Juvenile					
Abuse or Nealect	AN	58	272	54	93%
Protective Order – Non Familv Abuse	AP	11	26	11	100%
Capias	CA	3	15	4	133%
Relief of Custodv	CR	4	17	9	225%
Child in Need of Services	CS	20	96	26	130%
Custody Visitation	CV	6,534	11,906	6,510	100%
Delinquencv Felonv	DF	449	2,059	525	117%
Delinquencv Misdemeanor	DM	1,714	6,631	1,846	108%
Foster Care Review	FC	69	81	59	86%
Protective Order – Family Abuse	FP	2	3	2	100%
Initial Foster Care Review	IF	40	45	36	90%
Juvenile Support	JS	2	2	2	100%
Non-Case	NC	82	162	75	91%
Permanencv Plannina	PH	65	70	52	80%
Paternity	PT	68	129	58	85%
Remand Custody	RC	124	124	124	100%
Child at Risk of Abuse or Nealect	RI	9	31	7	78%
Remand Visitation	RV	109	109	109	100%
Show Cause	SC	171	613	166	97%
Status Offense	ST	219	489	238	109%
Traffic	T	824	1,486	839	102%
Termination of Parental Rihts	TP	29	40	32	110%
Truancv/Runaway (Child in Need of Supervision)	TR	29	158	22	76%
Juvenile Total		10,635	24,564	10,806	101.6%
Totals		19,393	45,539	19,630	101.2%



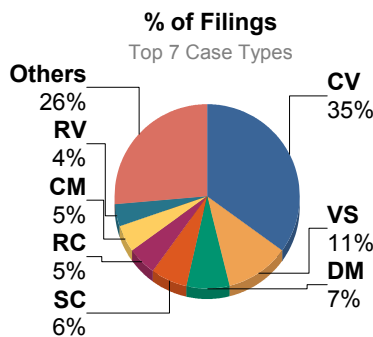
Top 7 Case Types

Case Type	Total Filings with %
Custody Visitation (CV)	6,534 34%
Civil Support (VS)	3,018 16%
Show Cause (SC)	2,359 12%
Delinquency Misdemeanor (DM)	1,714 9%
Criminal Misdemeanor (CM)	1,599 8%
Traffic (T)	824 4%
Criminal Felony (CF)	776 4%
Others	2,569 13%
Total	19,393 100%

Commonwealth of Virginia
Caseload Statistics of the J&DR District Courts
 January 2015 thru December 2015

Clarke
 District: **26**
 Court ID: **226043**

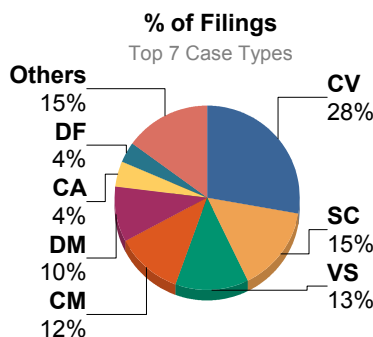
	Filing Type	Filings	Hearings	Concluded	Clearance Rate
Adult					
Protective Order - Non Familv Abuse	AP	3	3	3	100%
Capias	CA	10	30	10	100%
Criminal Felonv	CF	11	38	13	118%
Criminal Misdemeanor	CM	35	117	35	100%
Protective Order – Familv Abuse	FP	30	58	28	93%
Motion - Modifv Protective Order	MP	9	12	9	100%
Non-Case	NC	3	3	3	100%
Other	OT	1	1	1	100%
Remand Support	RS	23	23	23	100%
Show Cause	SC	49	135	50	102%
Restricted License - Support	SL	1	1	1	100%
Civil Support	VS	87	201	93	107%
Adult Total		262	622	269	102.7%
Juvenile					
Abuse or Neglect	AN	14	37	11	79%
Protective Order – Non Familv Abuse	AP	0	1	1	0%
Child in Need of Services	CS	1	2	1	100%
Custody Visitation	CV	268	644	247	92%
Delinquencv Felonv	DF	10	41	6	60%
Delinquencv Misdemeanor	DM	56	204	64	114%
Entrustment Aareement	ET	2	2	2	100%
Foster Care Review	FC	9	20	7	78%
Initial Foster Care Review	IF	5	5	4	80%
Non-Case	NC	2	2	2	100%
Permanencv Planning	PH	5	7	4	80%
Paternity	PT	7	9	4	57%
Remand Custody	RC	40	40	40	100%
Child at Risk of Abuse or Neglect	RI	0	9	3	0%
Remand Visitation	RV	31	31	31	100%
Status Offense	ST	19	35	22	116%
Traffic	T	27	44	25	93%
Termination of Parental Rights	TP	8	8	8	100%
Truancv/Runaway (Child in Need of Supervision)	TR	2	5	2	100%
Juvenile Total		506	1,146	484	95.7%
Totals		768	1,768	753	98.0%



Top 7 Case Types

	Total Filings with %	
Custody Visitation (CV)	268	35%
Civil Support (VS)	87	11%
Delinquency Misdemeanor (DM)	56	7%
Show Cause (SC)	49	6%
Remand Custody (RC)	40	5%
Criminal Misdemeanor (CM)	35	5%
Remand Visitation (RV)	31	4%
Others	202	26%
Total	768	100%

	Filing Type	Filings	Hearings	Concluded	Clearance Rate
Adult					
Protective Order - Non Familv Abuse	AP	1	1	0	0%
Capias	CA	49	165	58	118%
Criminal Felonv	CF	45	142	56	124%
Criminal Misdemeanor	CM	216	692	230	106%
Protective Order – Familv Abuse	FP	40	85	41	103%
Motion - Modifv Protective Order	MP	7	13	7	100%
Other	OT	3	3	3	100%
Violation - Familv Abuse Protective Order	PS	1	3	1	100%
Protective Order - Violation of Protective Order Conviction	PV	1	1	1	100%
Remand Support	RS	7	7	7	100%
Show Cause	SC	213	619	234	110%
Restricted License - Support	SL	3	3	3	100%
Civil Support	VS	232	431	244	105%
Adult Total		818	2,165	885	108.2%
Juvenile					
Abuse or Nealect	AN	10	14	2	20%
Capias	CA	32	134	44	138%
Relief of Custody	CR	2	2	2	100%
Child in Need of Services	CS	4	21	6	150%
Custody Visitation	CV	511	1,295	546	107%
Delinquencv Felonv	DF	65	302	58	89%
Delinquencv Misdemeanor	DM	178	885	260	146%
Foster Care Review	FC	2	2	2	100%
Initial Foster Care Review	IF	3	3	3	100%
Non-Case	NC	2	3	2	100%
Permanencv Plannina	PH	4	4	4	100%
Paternity	PT	4	9	4	100%
Remand Custody	RC	12	12	12	100%
Child at Risk of Abuse or Nealect	RI	1	1	1	100%
Remand Visitation	RV	11	11	11	100%
Show Cause	SC	62	173	51	82%
Status Offense	ST	46	121	60	130%
Traffic	T	62	92	57	92%
Truancv/Runaway (Child in Need of Supervision)	TR	6	33	5	83%
Juvenile Total		1,017	3,117	1,130	111.1%
Totals		1,835	5,282	2,015	109.8%



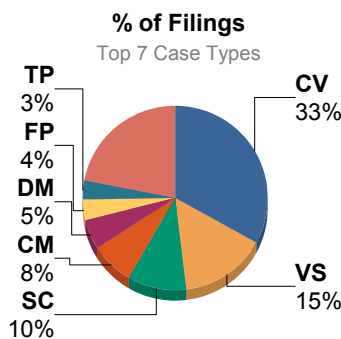
Top 7 Case Types

Case Type	Total Filings	%
Custody Visitation (CV)	511	28%
Show Cause (SC)	275	15%
Civil Support (VS)	232	13%
Criminal Misdemeanor (CM)	216	12%
Delinquency Misdemeanor (DM)	178	10%
Capias (CA)	81	4%
Delinquency Felony (DF)	65	4%
Others	277	15%
Total	1,835	100%

Commonwealth of Virginia
Caseload Statistics of the J&DR District Courts
 January 2015 thru December 2015

Craig
 District: **25**
 Court ID: **225045**

	Filing Type	Filings	Hearings	Concluded	Clearance Rate
Adult					
Protective Order - Non Family Abuse	AP	1	2	1	100%
Capias	CA	2	4	2	100%
Criminal Felony	CF	5	11	4	80%
Criminal Misdemeanor	CM	27	103	18	67%
Protective Order – Family Abuse	FP	13	28	14	108%
Motion - Modify Protective Order	MP	5	12	6	120%
Other	OT	1	1	1	100%
Remand Support	RS	5	5	5	100%
Show Cause	SC	35	78	36	103%
Restricted License - Support	SL	1	1	1	100%
Civil Support	VS	54	104	50	93%
Adult Total		149	349	138	92.6%
Juvenile					
Abuse or Neglect	AN	6	18	7	117%
Protective Order – Non Family Abuse	AP	0	3	1	0%
Child in Need of Services	CS	1	8	4	400%
Custody Visitation	CV	117	230	110	94%
Delinquency Felony	DF	1	7	3	300%
Delinquency Misdemeanor	DM	18	68	25	139%
Foster Care Review	FC	5	5	5	100%
Initial Foster Care Review	IF	3	3	3	100%
Motion - Modify Protective Order	MP	3	3	3	100%
Non-Case	NC	3	3	3	100%
Permanency Planning	PH	10	10	10	100%
Paternity	PT	2	4	2	100%
Remand Custody	RC	9	9	9	100%
Remand Visitation	RV	4	4	4	100%
Show Cause	SC	1	6	3	300%
Status Offense	ST	0	8	3	0%
Traffic	T	10	15	12	120%
Termination of Parental Rights	TP	12	16	12	100%
Truancy/Runaway (Child in Need of Supervision)	TR	1	28	6	600%
Juvenile Total		206	448	225	109.2%
Totals		355	797	363	102.3%



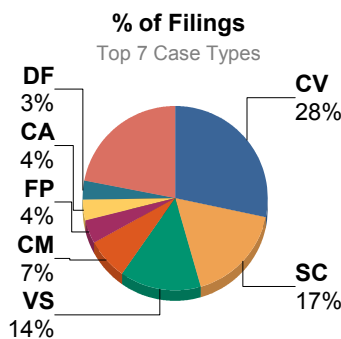
Top 7 Case Types

	Total Filings with %	
Custody Visitation (CV)	117	33%
Civil Support (VS)	54	15%
Show Cause (SC)	36	10%
Criminal Misdemeanor (CM)	27	8%
Delinquency Misdemeanor (DM)	18	5%
Protective Order – Family Abuse (FP)	13	4%
Termination of Parental Rights (TP)	12	3%
Others	78	22%
Total	355	100%

Commonwealth of Virginia
Caseload Statistics of the J&DR District Courts
 January 2015 thru December 2015

Culpeper
 District: **16**
 Court ID: **216047**

	Filing Type	Filings	Hearings	Concluded	Clearance Rate
Adult					
Protective Order - Non Familv Abuse	AP	13	26	13	100%
Bond Forfeiture Show Cause	BF	1	1	1	100%
Capias	CA	132	339	156	118%
Criminal Felonv	CF	92	309	99	108%
Criminal Misdemeanor	CM	303	987	330	109%
Protective Order – Familv Abuse	FP	169	349	171	101%
Motion - Modifv Protective Order	MP	54	66	52	96%
Non-Case	NC	13	13	12	92%
Other	OT	70	83	69	99%
Violation - Family Abuse Protective Order	PS	3	4	3	100%
Protective Order - Violation of Protective Order Conviction	PV	12	12	12	100%
Remand Support	RS	10	10	10	100%
Show Cause	SC	662	1,769	676	102%
Restricted License - Support	SL	19	24	19	100%
Civil Support	VS	583	1,159	599	103%
Adult Total		2,136	5,151	2,222	104.0%
Juvenile					
Abuse or Nealect	AN	22	90	24	109%
Protective Order – Non Familv Abuse	AP	10	22	10	100%
Capias	CA	15	31	13	87%
Child in Need of Services	CS	62	224	53	85%
Custody Visitation	CV	1,168	3,146	1,254	107%
Delinquency Felonv	DF	138	490	140	101%
Delinquency Misdemeanor	DM	135	465	124	92%
Entrustment Agreement	ET	9	11	10	111%
Foster Care Review	FC	40	47	36	90%
Protective Order – Family Abuse	FP	2	4	1	50%
Initial Foster Care Review	IF	20	24	19	95%
Motion - Modifv Protective Order	MP	4	4	3	75%
Non-Case	NC	2	6	1	50%
Permanency Planning	PH	56	112	49	88%
Paternity	PT	17	79	25	147%
Remand Custody	RC	14	14	14	100%
Child at Risk of Abuse or Nealect	RI	35	162	53	151%
Remand Visitation	RV	16	16	16	100%
Show Cause	SC	53	183	49	92%
Status Offense	ST	50	105	43	86%
Traffic	T	71	79	81	114%
Termination of Parental Rights	TP	27	93	16	59%
Truancy/Runaway (Child in Need of Supervision)	TR	29	97	23	79%
Juvenile Total		1,995	5,504	2,057	103.1%
Totals		4,131	10,655	4,279	103.6%



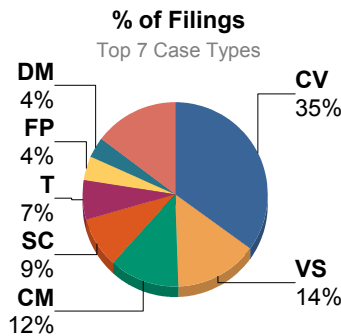
Top 7 Case Types

Case Type	Total Filings	%
Custody Visitation (CV)	1,168	28%
Show Cause (SC)	715	17%
Civil Support (VS)	583	14%
Criminal Misdemeanor (CM)	303	7%
Protective Order – Family Abuse (FP)	171	4%
Capias (CA)	147	4%
Delinquency Felony (DF)	138	3%
Others	906	22%
Total	4,131	100%

Commonwealth of Virginia
Caseload Statistics of the J&DR District Courts
 January 2015 thru December 2015

Cumberland
 District: **10**
 Court ID: **210049**

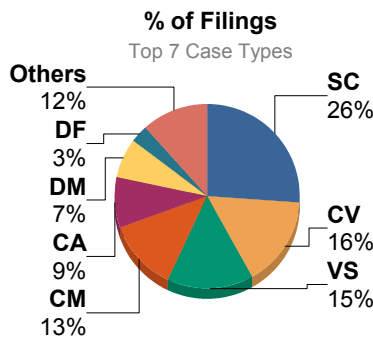
	Filing Type	Filings	Hearings	Concluded	Clearance Rate
Adult					
Protective Order - Non Familv Abuse	AP	2	4	3	150%
Capias	CA	14	37	10	71%
Criminal Felonv	CF	17	79	26	153%
Criminal Misdemeanor	CM	85	259	87	102%
Protective Order – Familv Abuse	FP	27	41	25	93%
Motion - Modifv Protective Order	MP	2	2	2	100%
Non-Case	NC	2	3	2	100%
Protective Order - Violation of Protective Order Conviction	PV	1	1	1	100%
Show Cause	SC	61	290	82	134%
Civil Support	VS	102	237	95	93%
Adult Total		313	953	333	106.4%
Juvenile					
Abuse or Neglect	AN	17	57	9	53%
Protective Order – Non Familv Abuse	AP	2	3	1	50%
Capias	CA	1	2	1	100%
Child in Need of Services	CS	6	20	3	50%
Custody Visitation	CV	248	597	241	97%
Delinquency Felonv	DF	5	30	9	180%
Delinquency Misdemeanor	DM	27	128	38	141%
Foster Care Review	FC	1	1	1	100%
Protective Order – Familv Abuse	FP	1	2	1	100%
Initial Foster Care Review	IF	3	3	1	33%
Paternity	PT	6	14	4	67%
Show Cause	SC	2	2	2	100%
Status Offense	ST	4	19	2	50%
Traffic	T	50	94	50	100%
Termination of Parental Rihts	TP	4	8	4	100%
Truancy/Runaway (Child in Need of Supervision)	TR	16	74	15	94%
Juvenile Total		393	1,054	382	97.2%
Totals		706	2,007	715	101.3%



Top 7 Case Types

	Total Filings with %	
Custody Visitation (CV)	248	35%
Civil Support (VS)	102	14%
Criminal Misdemeanor (CM)	85	12%
Show Cause (SC)	63	9%
Traffic (T)	50	7%
Protective Order – Family Abuse (FP)	28	4%
Delinquency Misdemeanor (DM)	27	4%
Others	103	15%
Total	706	100%

	Filing Type	Filings	Hearings	Concluded	Clearance Rate
Adult					
Protective Order - Non Familv Abuse	AP	5	10	5	100%
Capias	CA	433	1,236	493	114%
Criminal Felonv	CF	98	340	114	116%
Criminal Misdemeanor	CM	615	2,024	639	104%
Protective Order – Familv Abuse	FP	118	233	115	97%
Motion - Modifv Protective Order	MP	3	3	3	100%
Other	OT	1	1	1	100%
Show Cause	SC	1,277	2,501	1,222	96%
Restricted License - Support	SL	6	6	6	100%
Civil Support	VS	724	1,311	721	100%
Adult Total		3,280	7,665	3,319	101.2%
Juvenile					
Abuse or Neglect	AN	24	48	30	125%
Protective Order – Non Familv Abuse	AP	7	12	7	100%
Child in Need of Services	CS	12	24	10	83%
Custodv Visitation	CV	778	1,564	774	99%
Delinquency Felonv	DF	144	629	159	110%
Delinquency Misdemeanor	DM	346	1,401	381	110%
Entrustment Aareement	ET	5	6	5	100%
Foster Care Review	FC	34	34	34	100%
Protective Order – Familv Abuse	FP	4	4	4	100%
Initial Foster Care Review	IF	22	24	22	100%
Juvenile Support	JS	2	5	2	100%
Non-Case	NC	2	4	1	50%
Permanency Planning	PH	46	63	41	89%
Paternity	PT	1	3	2	200%
Status Offense	ST	106	383	130	123%
Traffic	T	56	113	57	102%
Termination of Parental Rihts	TP	2	2	2	100%
Truancy/Runaway (Child in Need of Supervision)	TR	17	39	6	35%
Juvenile Total		1,608	4,358	1,667	103.7%
Totals		4,888	12,023	4,986	102.0%



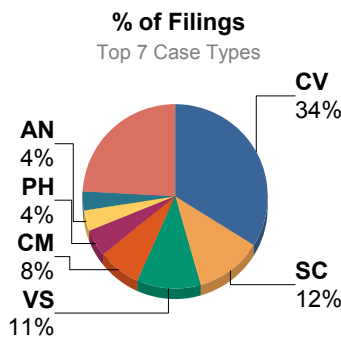
Top 7 Case Types

	Total Filings with %	
Show Cause (SC)	1,277	26%
Custody Visitation (CV)	778	16%
Civil Support (VS)	724	15%
Criminal Misdemeanor (CM)	615	13%
Capias (CA)	433	9%
Delinquency Misdemeanor (DM)	346	7%
Delinquency Felony (DF)	144	3%
Others	571	12%
Total	4,888	100%

Commonwealth of Virginia
Caseload Statistics of the J&DR District Courts
 January 2015 thru December 2015

Dickenson
 District: **29**
 Court ID: **229051**

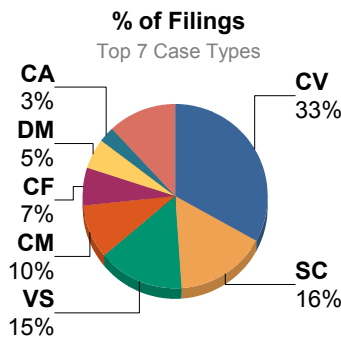
	Filing Type	Filings	Hearings	Concluded	Clearance Rate
Adult					
Protective Order - Non Familv Abuse	AP	1	2	0	0%
Capias	CA	24	68	28	117%
Criminal Felonv	CF	23	98	32	139%
Criminal Misdemeanor	CM	124	359	130	105%
Protective Order – Familv Abuse	FP	52	106	51	98%
Motion - Modifv Protective Order	MP	9	10	9	100%
Other	OT	1	6	1	100%
Remand Support	RS	16	16	16	100%
Show Cause	SC	184	531	172	93%
Restricted License - Support	SL	4	4	4	100%
Civil Support	VS	179	374	175	98%
Adult Total		617	1,574	618	100.2%
Juvenile					
Abuse or Neglect	AN	62	177	61	98%
Protective Order – Non Familv Abuse	AP	2	4	0	0%
Child in Need of Services	CS	24	101	24	100%
Custody Visitation	CV	553	1,289	554	100%
Delinquency Felonv	DF	7	23	4	57%
Delinquency Misdemeanor	DM	51	194	50	98%
Entrustment Agreement	ET	12	18	12	100%
Foster Care Review	FC	41	41	41	100%
Protective Order – Familv Abuse	FP	2	11	6	300%
Initial Foster Care Review	IF	46	48	46	100%
Motion - Modifv Protective Order	MP	14	14	14	100%
Permanency Planning	PH	73	89	74	101%
Paternity	PT	4	7	4	100%
Remand Custody	RC	1	1	1	100%
Child at Risk of Abuse or Neglect	RI	9	22	5	56%
Show Cause	SC	7	18	7	100%
Status Offense	ST	8	18	6	75%
Traffic	T	46	69	45	98%
Termination of Parental Rights	TP	26	40	26	100%
Truancy/Runaway (Child in Need of Supervision)	TR	24	96	21	88%
Juvenile Total		1,012	2,280	1,001	98.9%
Totals		1,629	3,854	1,619	99.4%



Top 7 Case Types

	Total Filings with %	
Custody Visitation (CV)	553	34%
Show Cause (SC)	191	12%
Civil Support (VS)	179	11%
Criminal Misdemeanor (CM)	124	8%
Permanency Planning (PH)	73	4%
Abuse or Neglect (AN)	62	4%
Protective Order – Family Abuse (FP)	54	3%
Others	393	24%
Total	1,629	100%

	Filing Type	Filings	Hearings	Concluded	Clearance Rate
Adult					
Capias	CA	59	180	69	117%
Criminal Felony	CF	134	451	128	96%
Criminal Misdemeanor	CM	192	753	218	114%
Protective Order – Family Abuse	FP	54	114	57	106%
Motion - Modify Protective Order	MP	11	14	10	91%
Non-Case	NC	2	2	2	100%
Other	OT	2	3	2	100%
Protective Order – Stalking/Acts of Violence	PC	2	2	2	100%
Show Cause	SC	295	847	299	101%
Restricted License - Support	SL	1	1	1	100%
Civil Support	VS	300	545	296	99%
Adult Total		1,052	2,912	1,084	103.0%
Juvenile					
Abuse or Neglect	AN	5	46	15	300%
Protective Order – Non Family Abuse	AP	2	3	2	100%
Child in Need of Services	CS	2	7	2	100%
Custody Visitation	CV	661	1,524	729	110%
Delinquency Felony	DF	59	194	42	71%
Delinquency Misdemeanor	DM	102	274	89	87%
Foster Care Review	FC	28	38	32	114%
Initial Foster Care Review	IF	9	9	9	100%
Motion - Modify Protective Order	MP	7	7	7	100%
Non-Case	NC	1	1	1	100%
Permanency Planning	PH	4	8	3	75%
Paternity	PT	3	14	4	133%
Show Cause	SC	24	66	25	104%
Status Offense	ST	0	3	1	0%
Traffic	T	39	60	37	95%
Termination of Parental Rights	TP	6	19	9	150%
Truancy/Runaway (Child in Need of Supervision)	TR	2	7	1	50%
Juvenile Total		954	2,280	1,008	105.7%
Totals		2,006	5,192	2,092	104.3%



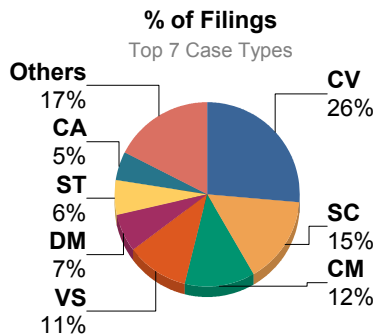
Top 7 Case Types

	Total Filings with %	
Custody Visitation (CV)	661	33%
Show Cause (SC)	319	16%
Civil Support (VS)	300	15%
Criminal Misdemeanor (CM)	192	10%
Criminal Felony (CF)	134	7%
Delinquency Misdemeanor (DM)	102	5%
Capias (CA)	59	3%
Others	239	12%
Total	2,006	100%

Commonwealth of Virginia
Caseload Statistics of the J&DR District Courts
 January 2015 thru December 2015

Emporia
 District: **6**
 Court ID: **206595**

	Filing Type	Filings	Hearings	Concluded	Clearance Rate
Adult					
Capias	CA	32	134	47	147%
Criminal Felony	CF	30	99	25	83%
Criminal Misdemeanor	CM	89	307	58	65%
Protective Order – Family Abuse	FP	15	37	16	107%
Motion - Modify Protective Order	MP	4	11	4	100%
Non-Case	NC	6	6	6	100%
Other	OT	0	1	1	0%
Restricted Driver's License	RL	1	2	1	100%
Show Cause	SC	99	365	116	117%
Restricted License - Support	SL	3	3	3	100%
Civil Support	VS	79	169	78	99%
Adult Total		358	1,134	355	99.2%
Juvenile					
Abuse or Neglect	AN	2	3	0	0%
Capias	CA	5	18	5	100%
Child in Need of Services	CS	0	28	2	0%
Custody Visitation	CV	193	475	200	104%
Delinquency Felony	DF	10	86	22	220%
Delinquency Misdemeanor	DM	48	262	53	110%
Foster Care Review	FC	1	1	1	100%
Non-Case	NC	8	8	8	100%
Permanency Planning	PH	8	11	8	100%
Child at Risk of Abuse or Neglect	RI	1	2	1	100%
Show Cause	SC	14	42	11	79%
Status Offense	ST	45	149	44	98%
Traffic	T	33	58	32	97%
Termination of Parental Rights	TP	6	24	3	50%
Truancy/Runaway (Child in Need of Supervision)	TR	0	18	2	0%
Juvenile Total		374	1,185	392	104.8%
Totals		732	2,319	747	102.0%



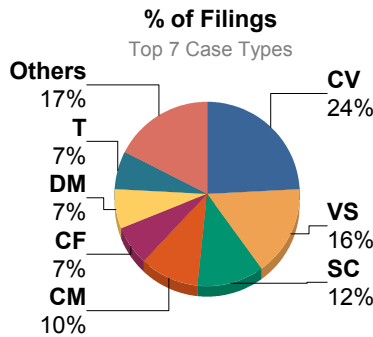
Top 7 Case Types

Case Type	Total Filings	Total Filings with %
Custody Visitation (CV)	193	26%
Show Cause (SC)	113	15%
Criminal Misdemeanor (CM)	89	12%
Civil Support (VS)	79	11%
Delinquency Misdemeanor (DM)	48	7%
Status Offense (ST)	45	6%
Capias (CA)	37	5%
Others	128	17%
Total	732	100%

Commonwealth of Virginia
Caseload Statistics of the J&DR District Courts
 January 2015 thru December 2015

Essex
 District: **15**
 Court ID: **215057**

	Filing Type	Filings	Hearings	Concluded	Clearance Rate
Adult					
Capias	CA	28	114	43	154%
Criminal Felony	CF	51	122	48	94%
Criminal Misdemeanor	CM	73	210	66	90%
Protective Order – Family Abuse	FP	36	72	35	97%
Motion - Modify Protective Order	MP	3	6	3	100%
Show Cause	SC	83	365	96	116%
Restricted License - Support	SL	3	5	3	100%
Civil Support	VS	114	197	113	99%
Adult Total		391	1,091	407	104.1%
Juvenile					
Abuse or Neglect	AN	10	28	9	90%
Child in Need of Services	CS	6	12	2	33%
Custody Visitation	CV	174	315	176	101%
Delinquency Felony	DF	14	46	14	100%
Delinquency Misdemeanor	DM	49	215	49	100%
Foster Care Review	FC	7	8	6	86%
Initial Foster Care Review	IF	7	7	7	100%
Permanency Planning	PH	2	2	2	100%
Child at Risk of Abuse or Neglect	RI	3	11	1	33%
Show Cause	SC	2	6	2	100%
Status Offense	ST	7	78	13	186%
Traffic	T	49	60	47	96%
Juvenile Total		330	788	328	99.4%
Totals		721	1,879	735	101.9%



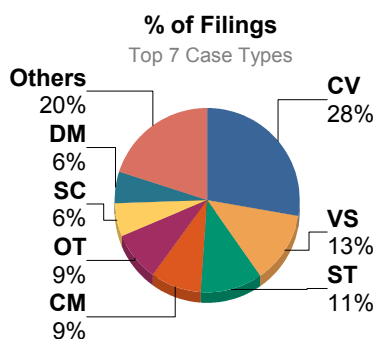
Top 7 Case Types

Case Type	Total Filings with %
Custody Visitation (CV)	174 24%
Civil Support (VS)	114 16%
Show Cause (SC)	85 12%
Criminal Misdemeanor (CM)	73 10%
Criminal Felony (CF)	51 7%
Delinquency Misdemeanor (DM)	49 7%
Traffic (T)	49 7%
Others	126 17%
Total	721 100%

Commonwealth of Virginia
Caseload Statistics of the J&DR District Courts
 January 2015 thru December 2015

Fairfax
 District: **19**
 Court ID: **219059**

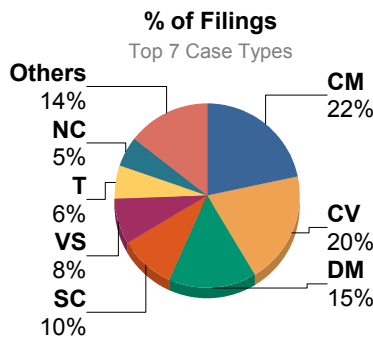
	Filing Type	Filings	Hearings	Concluded	Clearance Rate
Adult					
Protective Order - Non Familv Abuse	AP	12	26	12	100%
Bond Forfeiture Show Cause	BF	20	39	21	105%
Capias	CA	595	1,741	720	121%
Criminal Felonv	CF	835	2,326	844	101%
Criminal Misdemeanor	CM	2,670	7,550	2,619	98%
Criminal Support	CS	9	9	9	100%
Protective Order – Familv Abuse	FP	851	1,853	829	97%
Motion - Modifv Protective Order	MP	49	62	49	100%
Non-Case	NC	53	61	48	91%
Other	OT	2,576	2,808	2,491	97%
Protective Order – Stalkina/Acts of Violence	PC	12	17	11	92%
Violation - Familv Abuse Protective Order	PS	7	10	7	100%
Protective Order - Violation of Protective Order Conviction	PV	28	28	28	100%
Remand Support	RS	10	10	6	60%
Show Cause	SC	1,655	3,300	1,659	100%
Restricted License - Support	SL	26	33	25	96%
Civil Support	VS	3,790	6,323	3,666	97%
Adult Total		13,198	26,196	13,044	98.8%
Juvenile					
Abuse or Nealect	AN	178	556	134	75%
Protective Order – Non Familv Abuse	AP	6	17	6	100%
Capias	CA	135	427	161	119%
Relief of Custodv	CR	3	6	4	133%
Child in Need of Services	CS	10	17	11	110%
Custodv Visitation	CV	8,416	13,854	8,161	97%
Delinquencv Felonv	DF	746	2,479	786	105%
Delinquencv Misdemeanor	DM	1,676	4,683	1,832	109%
Entrustment Aareement	ET	4	11	3	75%
Foster Care Review	FC	174	221	179	103%
Protective Order – Familv Abuse	FP	1	2	1	100%
Initial Foster Care Review	IF	108	132	120	111%
Juvenile Support	JS	1	9	4	400%
Motion - Modifv Protective Order	MP	5	9	6	120%
Non-Case	NC	121	142	118	98%
Permanencv Planning	PH	227	342	231	102%
Violation - Familv Abuse Protective Order	PS	1	1	0	0%
Paternity	PT	48	85	43	90%
Remand Custodv	RC	3	9	3	100%
Child at Risk of Abuse or Nealect	RI	0	1	1	0%
Remand Visitation	RV	1	1	1	100%
Show Cause	SC	166	363	187	113%
Status Offense	ST	3,263	4,316	3,184	98%
Traffic	T	1,574	2,223	1,653	105%
Termination of Parental Rights	TP	114	224	108	95%
Truancv/Runaway (Child in Need of Supervision)	TR	49	154	57	116%
Juvenile Total		17,030	30,284	16,994	99.8%
Totals		30,228	56,480	30,038	99.4%



Top 7 Case Types

Case Type	Total Filings with %
Custody Visitation (CV)	8,416 28%
Civil Support (VS)	3,790 13%
Status Offense (ST)	3,263 11%
Criminal Misdemeanor (CM)	2,670 9%
Other (OT)	2,576 9%
Show Cause (SC)	1,821 6%
Delinquency Misdemeanor (DM)	1,676 6%
Others	6,016 20%
Total	30,228 100%

	Filing Type	Filings	Hearings	Concluded	Clearance Rate
Adult					
Capias	CA	1	4	2	200%
Criminal Felony	CF	5	14	3	60%
Criminal Misdemeanor	CM	33	98	29	88%
Protective Order – Family Abuse	FP	5	14	7	140%
Non-Case	NC	0	3	1	0%
Show Cause	SC	9	14	9	100%
Restricted License - Support	SL	1	1	1	100%
Civil Support	VS	12	20	14	117%
Adult Total		66	168	66	100.0%
Juvenile					
Protective Order – Non Family Abuse	AP	0	2	2	0%
Child in Need of Services	CS	1	5	0	0%
Custody Visitation	CV	30	64	31	103%
Delinquency Felony	DF	3	11	1	33%
Delinquency Misdemeanor	DM	23	104	33	143%
Motion - Modify Protective Order	MP	1	1	1	100%
Non-Case	NC	8	8	8	100%
Show Cause	SC	6	11	2	33%
Status Offense	ST	1	5	2	200%
Traffic	T	9	13	11	122%
Truancy/Runaway (Child in Need of Supervision)	TR	4	24	4	100%
Juvenile Total		86	248	95	110.5%
Totals		152	416	161	105.9%



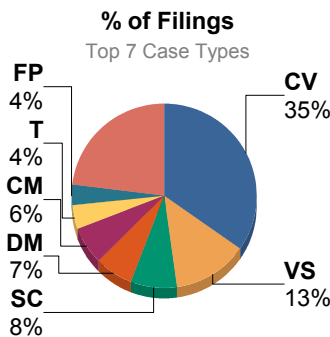
Top 7 Case Types

Case Type	Total Filings	Total Filings with %
Criminal Misdemeanor (CM)	33	22%
Custody Visitation (CV)	30	20%
Delinquency Misdemeanor (DM)	23	15%
Show Cause (SC)	15	10%
Civil Support (VS)	12	8%
Traffic (T)	9	6%
Non-Case (NC)	8	5%
Others	22	14%
Total	152	100%

Commonwealth of Virginia
Caseload Statistics of the J&DR District Courts
 January 2015 thru December 2015

Fauquier
 District: **20**
 Court ID: **220061**

	Filing Type	Filings	Hearings	Concluded	Clearance Rate
Adult					
Protective Order - Non Familv Abuse	AP	3	6	4	133%
Bond Forfeiture Show Cause	BF	3	3	3	100%
Capias	CA	61	162	67	110%
Criminal Felonv	CF	77	219	75	97%
Criminal Misdemeanor	CM	215	655	231	107%
Protective Order – Familv Abuse	FP	119	237	119	100%
Motion - Modifv Protective Order	MP	9	12	9	100%
Non-Case	NC	9	13	6	67%
Other	OT	13	20	11	85%
Remand Support	RS	47	47	47	100%
Show Cause	SC	262	682	260	99%
Restricted License - Support	SL	13	17	14	108%
Civil Support	VS	435	762	457	105%
Adult Total		1,266	2,835	1,303	102.9%
Juvenile					
Abuse or Nealect	AN	35	124	35	100%
Protective Order – Non Familv Abuse	AP	2	3	2	100%
Capias	CA	1	2	1	100%
Relief of Custodv	CR	3	3	3	100%
Child in Need of Services	CS	1	12	2	200%
Custodv Visitation	CV	1,145	2,125	1,197	105%
Delinquencv Felonv	DF	75	273	60	80%
Delinquencv Misdemeanor	DM	223	662	211	95%
Entrustment Aareement	ET	20	21	20	100%
Foster Care Review	FC	80	86	78	98%
Protective Order – Familv Abuse	FP	1	2	1	100%
Initial Foster Care Review	IF	31	38	35	113%
Motion - Modifv Protective Order	MP	13	17	10	77%
Non-Case	NC	25	47	24	96%
Permanencv Planning	PH	38	60	43	113%
Paternitv	PT	13	31	18	138%
Remand Custody	RC	68	68	68	100%
Child at Risk of Abuse or Nealect	RI	14	49	17	121%
Remand Visitation	RV	67	67	67	100%
Show Cause	SC	6	12	7	117%
Status Offense	ST	7	29	8	114%
Traffic	T	137	146	127	93%
Termination of Parental Rihts	TP	32	83	24	75%
Truancv/Runaway (Child in Need of Supervision)	TR	5	22	5	100%
Juvenile Total		2,042	3,982	2,063	101.0%
Totals		3,308	6,817	3,366	101.8%



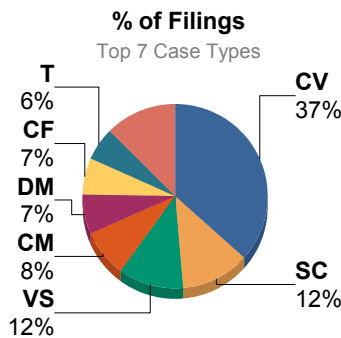
Top 7 Case Types

Case Type	Total Filings	%
Custody Visitation (CV)	1,145	35%
Civil Support (VS)	435	13%
Show Cause (SC)	268	8%
Delinquency Misdemeanor (DM)	223	7%
Criminal Misdemeanor (CM)	215	6%
Traffic (T)	137	4%
Protective Order – Family Abuse (FP)	120	4%
Others	765	23%
Total	3,308	100%

Commonwealth of Virginia
Caseload Statistics of the J&DR District Courts
 January 2015 thru December 2015

Floyd
 District: **27**
 Court ID: **227063**

	Filing Type	Filings	Hearings	Concluded	Clearance Rate
Adult					
Bond Forfeiture Show Cause	BF	1	3	1	100%
Capias	CA	9	21	12	133%
Criminal Felonv	CF	49	118	50	102%
Criminal Misdemeanor	CM	62	188	77	124%
Protective Order – Familv Abuse	FP	15	32	14	93%
Motion - Modifv Protective Order	MP	3	4	4	133%
Other	OT	4	6	2	50%
Show Cause	SC	87	218	98	113%
Restricted License - Support	SL	2	3	2	100%
Civil Support	VS	87	171	94	108%
Adult Total		319	764	354	111.0%
Juvenile					
Abuse or Neglect	AN	16	38	13	81%
Capias	CA	1	1	1	100%
Child in Need of Services	CS	2	13	2	100%
Custodv Visitation	CV	276	541	282	102%
Delinquency Felonv	DF	2	31	3	150%
Delinquency Misdemeanor	DM	51	182	47	92%
Foster Care Review	FC	7	9	7	100%
Initial Foster Care Review	IF	4	4	4	100%
Juvenile Support	JS	0	1	1	0%
Motion - Modifv Protective Order	MP	4	4	4	100%
Permanency Planning	PH	7	7	7	100%
Paternity	PT	0	2	2	0%
Remand Custodv	RC	1	1	1	100%
Show Cause	SC	1	1	1	100%
Status Offense	ST	8	18	8	100%
Traffic	T	43	73	41	95%
Termination of Parental Rihts	TP	6	6	6	100%
Truancy/Runaway (Child in Need of Supervision)	TR	2	4	2	100%
Juvenile Total		431	936	432	100.2%
Totals		750	1,700	786	104.8%



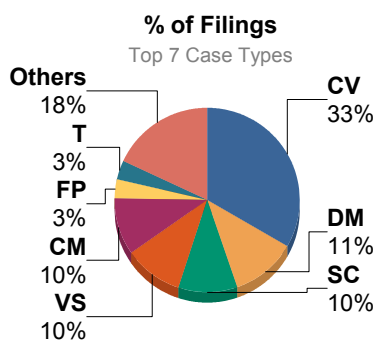
Top 7 Case Types

	Total Filings with %	
Custody Visitation (CV)	276	37%
Show Cause (SC)	88	12%
Civil Support (VS)	87	12%
Criminal Misdemeanor (CM)	62	8%
Delinquency Misdemeanor (DM)	51	7%
Criminal Felony (CF)	49	7%
Traffic (T)	43	6%
Others	94	13%
Total	750	100%

Commonwealth of Virginia
Caseload Statistics of the J&DR District Courts
 January 2015 thru December 2015

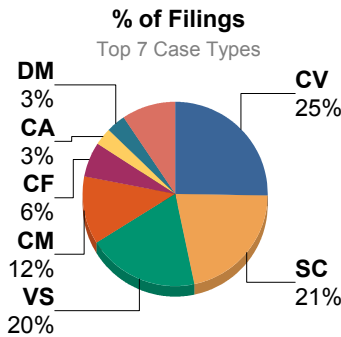
Fluvanna
 District: **16**
 Court ID: **216065**

	Filing Type	Filings	Hearings	Concluded	Clearance Rate
Adult					
Protective Order - Non Family Abuse	AP	0	1	1	0%
Bond Forfeiture Show Cause	BF	1	2	1	100%
Capias	CA	30	76	29	97%
Criminal Felony	CF	38	101	40	105%
Criminal Misdemeanor	CM	131	332	117	89%
Protective Order – Family Abuse	FP	45	98	42	93%
Motion - Modify Protective Order	MP	9	16	8	89%
Non-Case	NC	7	7	7	100%
Other	OT	4	6	4	100%
Protective Order - Violation of Protective Order Conviction	PV	1	1	1	100%
Remand Support	RS	21	21	21	100%
Show Cause	SC	128	437	138	108%
Restricted License - Support	SL	2	5	2	100%
Civil Support	VS	133	270	122	92%
Adult Total		550	1,373	533	96.9%
Juvenile					
Abuse or Neglect	AN	19	63	17	89%
Protective Order – Non Family Abuse	AP	2	4	2	100%
Capias	CA	1	1	0	0%
Child in Need of Services	CS	9	27	7	78%
Custody Visitation	CV	436	1,375	353	81%
Delinquency Felony	DF	23	82	12	52%
Delinquency Misdemeanor	DM	150	399	55	37%
Foster Care Review	FC	9	11	9	100%
Initial Foster Care Review	IF	7	7	7	100%
Motion - Modify Protective Order	MP	6	6	6	100%
Non-Case	NC	7	8	6	86%
Permanency Planning	PH	1	2	1	100%
Paternity	PT	0	1	1	0%
Remand Custody	RC	13	13	13	100%
Child at Risk of Abuse or Neglect	RI	3	6	4	133%
Remand Visitation	RV	13	13	13	100%
Show Cause	SC	5	15	3	60%
Status Offense	ST	3	17	5	167%
Traffic	T	42	56	41	98%
Termination of Parental Rights	TP	2	3	2	100%
Truancy/Runaway (Child in Need of Supervision)	TR	6	16	7	117%
Juvenile Total		757	2,125	564	74.5%
Totals		1,307	3,498	1,097	83.9%



Case Type	Total Filings	%
Custody Visitation (CV)	436	33%
Delinquency Misdemeanor (DM)	150	11%
Civil Support (VS)	133	10%
Show Cause (SC)	133	10%
Criminal Misdemeanor (CM)	131	10%
Protective Order – Family Abuse (FP)	45	3%
Traffic (T)	42	3%
Others	237	18%
Total	1,307	100%

	Filing Type	Filings	Hearings	Concluded	Clearance Rate
Adult					
Protective Order - Non Familv Abuse	AP	1	2	1	100%
Capias	CA	20	72	28	140%
Criminal Felonv	CF	39	138	41	105%
Criminal Misdemeanor	CM	76	260	86	113%
Protective Order – Familv Abuse	FP	14	27	15	107%
Motion - Modifv Protective Order	MP	1	1	1	100%
Non-Case	NC	1	1	1	100%
Other	OT	1	1	1	100%
Remand Support	RS	1	1	1	100%
Show Cause	SC	134	456	140	104%
Restricted License - Support	SL	3	3	3	100%
Civil Support	VS	125	192	123	98%
Adult Total		416	1,154	441	106.0%
Juvenile					
Abuse or Nealect	AN	4	14	4	100%
Custodv Visitation	CV	161	307	152	94%
Delinquency Felonv	DF	11	59	22	200%
Delinquency Misdemeanor	DM	20	68	20	100%
Foster Care Review	FC	5	8	5	100%
Permanency Planning	PH	4	4	2	50%
Paternity	PT	6	18	6	100%
Remand Custody	RC	2	2	2	100%
Remand Visitation	RV	2	2	2	100%
Show Cause	SC	2	2	1	50%
Status Offense	ST	3	6	4	133%
Traffic	T	2	8	1	50%
Termination of Parental Rights	TP	0	3	1	0%
Juvenile Total		222	501	222	100.0%
Totals		638	1,655	663	103.9%



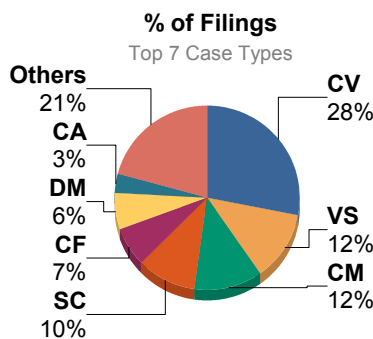
Top 7 Case Types

	Total Filings with %	
Custody Visitation (CV)	161	25%
Show Cause (SC)	136	21%
Civil Support (VS)	125	20%
Criminal Misdemeanor (CM)	76	12%
Criminal Felony (CF)	39	6%
Capias (CA)	20	3%
Delinquency Misdemeanor (DM)	20	3%
Others	61	10%
Total	638	100%

Commonwealth of Virginia
Caseload Statistics of the J&DR District Courts
 January 2015 thru December 2015

Franklin County
 District: **22**
 Court ID: **222067**

	Filing Type	Filings	Hearings	Concluded	Clearance Rate
Adult					
Protective Order - Non Familv Abuse	AP	5	13	4	80%
Capias	CA	159	411	160	101%
Criminal Felonv	CF	325	557	319	98%
Criminal Misdemeanor	CM	570	1,405	529	93%
Protective Order – Familv Abuse	FP	124	266	118	95%
Motion - Modifv Protective Order	MP	10	10	10	100%
Non-Case	NC	1	1	1	100%
Other	OT	11	11	11	100%
Protective Order – Stalking/Acts of Violence	PC	1	1	1	100%
Protective Order - Violation of Protective Order Conviction	PV	2	2	2	100%
Remand Support	RS	29	29	29	100%
Show Cause	SC	475	1,110	467	98%
Restricted License - Support	SL	6	6	6	100%
Civil Support	VS	571	967	589	103%
Adult Total		2,289	4,789	2,246	98.1%
Juvenile					
Abuse or Nealect	AN	158	624	158	100%
Protective Order – Non Familv Abuse	AP	4	10	4	100%
Relief of Custodv	CR	1	1	1	100%
Child in Need of Services	CS	47	221	31	66%
Custodv Visitation	CV	1,305	2,625	1,358	104%
Delinquency Felonv	DF	36	181	35	97%
Delinquency Misdemeanor	DM	292	1,232	331	113%
Entrustment Aareement	ET	3	5	3	100%
Foster Care Review	FC	52	53	52	100%
Protective Order – Familv Abuse	FP	1	2	1	100%
Initial Foster Care Review	IF	32	34	32	100%
Motion - Modifv Protective Order	MP	11	22	15	136%
Non-Case	NC	6	6	6	100%
Permanency Planning	PH	50	60	50	100%
Paternity	PT	13	20	11	85%
Remand Custody	RC	49	49	49	100%
Child at Risk of Abuse or Nealect	RI	1	4	3	300%
Remand Visitation	RV	49	49	49	100%
Show Cause	SC	2	3	2	100%
Status Offense	ST	57	288	84	147%
Traffic	T	151	224	146	97%
Termination of Parental Rihts	TP	19	42	19	100%
Truancy/Runaway (Child in Need of Supervision)	TR	45	163	29	64%
Juvenile Total		2,384	5,918	2,469	103.6%
Totals		4,673	10,707	4,715	100.9%



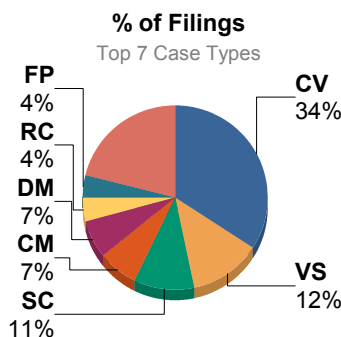
Top 7 Case Types

Case Type	Total Filings with %
Custody Visitation (CV)	1,305 28%
Civil Support (VS)	571 12%
Criminal Misdemeanor (CM)	570 12%
Show Cause (SC)	477 10%
Criminal Felony (CF)	325 7%
Delinquency Misdemeanor (DM)	292 6%
Capias (CA)	159 3%
Others	974 21%
Total	4,673 100%

Commonwealth of Virginia
Caseload Statistics of the J&DR District Courts
 January 2015 thru December 2015

Frederick
 District: **26**
 Court ID: **226069**

	Filing Type	Filings	Hearings	Concluded	Clearance Rate
Adult					
Protective Order - Non Family Abuse	AP	17	33	18	106%
Bond Forfeiture Show Cause	BF	1	1	1	100%
Capias	CA	102	281	142	139%
Criminal Felony	CF	87	206	91	105%
Criminal Misdemeanor	CM	371	1,193	420	113%
Criminal Support	CS	2	4	2	100%
Protective Order – Family Abuse	FP	200	417	202	101%
Motion - Modify Protective Order	MP	21	31	22	105%
Non-Case	NC	8	8	8	100%
Protective Order – Stalking/Acts of Violence	PC	5	5	5	100%
Protective Order - Violation of Protective Order Conviction	PV	5	5	5	100%
Restricted Driver's License	RL	2	2	1	50%
Remand Support	RS	153	153	153	100%
Show Cause	SC	553	1,213	593	107%
Restricted License - Support	SL	19	19	19	100%
Civil Support	VS	655	1,228	647	99%
Adult Total		2,201	4,799	2,329	105.8%
Juvenile					
Abuse or Neglect	AN	30	127	33	110%
Protective Order – Non Family Abuse	AP	11	20	11	100%
Capias	CA	4	7	4	100%
Child in Need of Services	CS	12	32	12	100%
Custody Visitation	CV	1,804	3,813	1,800	100%
Delinquency Felony	DF	52	253	84	162%
Delinquency Misdemeanor	DM	349	1,030	393	113%
Emancipation	EP	2	2	2	100%
Entrustment Agreement	ET	5	8	1	20%
Foster Care Review	FC	42	45	41	98%
Initial Foster Care Review	IF	33	33	27	82%
Motion - Modify Protective Order	MP	1	1	1	100%
Non-Case	NC	8	11	5	63%
Permanency Planning	PH	48	57	47	98%
Paternity	PT	64	115	61	95%
Remand Custody	RC	221	222	222	100%
Child at Risk of Abuse or Neglect	RI	18	79	25	139%
Remand Visitation	RV	179	184	183	102%
Show Cause	SC	3	4	3	100%
Status Offense	ST	31	48	31	100%
Traffic	T	128	103	128	100%
Termination of Parental Rights	TP	6	8	6	100%
Truancy/Runaway (Child in Need of Supervision)	TR	22	47	19	86%
Juvenile Total		3,073	6,249	3,139	102.1%
Totals		5,274	11,048	5,468	103.7%



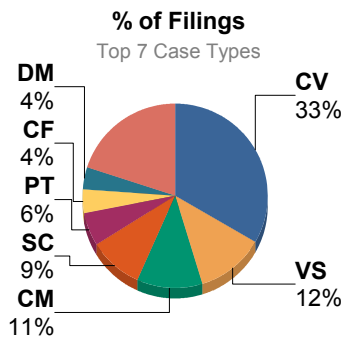
Top 7 Case Types

Case Type	Total Filings	%
Custody Visitation (CV)	1,804	34%
Civil Support (VS)	655	12%
Show Cause (SC)	556	11%
Criminal Misdemeanor (CM)	371	7%
Delinquency Misdemeanor (DM)	349	7%
Remand Custody (RC)	221	4%
Protective Order – Family Abuse (FP)	200	4%
Others	1,118	21%
Total	5,274	100%

Commonwealth of Virginia
Caseload Statistics of the J&DR District Courts
 January 2015 thru December 2015

Fredericksburg
 District: **15**
 Court ID: **215630**

	Filing Type	Filings	Hearings	Concluded	Clearance Rate
Adult					
Protective Order - Non Family Abuse	AP	1	2	1	100%
Capias	CA	60	176	61	102%
Criminal Felony	CF	104	315	99	95%
Criminal Misdemeanor	CM	286	851	286	100%
Protective Order – Family Abuse	FP	75	192	77	103%
Motion - Modify Protective Order	MP	14	19	14	100%
Non-Case	NC	2	2	2	100%
Other	OT	2	2	2	100%
Protective Order – Stalking/Acts of Violence	PC	4	7	4	100%
Protective Order - Violation of Protective Order Conviction	PV	17	17	17	100%
Remand Support	RS	7	7	7	100%
Show Cause	SC	227	622	220	97%
Restricted License - Support	SL	15	15	15	100%
Civil Support	VS	301	570	299	99%
Adult Total		1,115	2,797	1,104	99.0%
Juvenile					
Abuse or Neglect	AN	44	159	39	89%
Protective Order – Non Family Abuse	AP	3	7	3	100%
Capias	CA	2	4	2	100%
Child in Need of Services	CS	2	2	1	50%
Custody Visitation	CV	836	1,781	869	104%
Delinquency Felony	DF	33	383	43	130%
Delinquency Misdemeanor	DM	98	874	109	111%
Entrustment Agreement	ET	13	15	11	85%
Foster Care Review	FC	19	20	19	100%
Initial Foster Care Review	IF	13	15	13	100%
Juvenile Support	JS	1	1	1	100%
Non-Case	NC	1	1	0	0%
Protective Order – Stalking/Acts of Violence	PC	2	4	2	100%
Permanency Planning	PH	19	29	23	121%
Paternity	PT	148	272	156	105%
Remand Custody	RC	19	19	19	100%
Child at Risk of Abuse or Neglect	RI	2	3	1	50%
Remand Visitation	RV	19	19	19	100%
Show Cause	SC	9	39	12	133%
Status Offense	ST	0	19	3	0%
Traffic	T	80	145	65	81%
Termination of Parental Rights	TP	30	42	26	87%
Truancy/Runaway (Child in Need of Supervision)	TR	2	5	1	50%
Juvenile Total		1,395	3,858	1,437	103.0%
Totals		2,510	6,655	2,541	101.2%

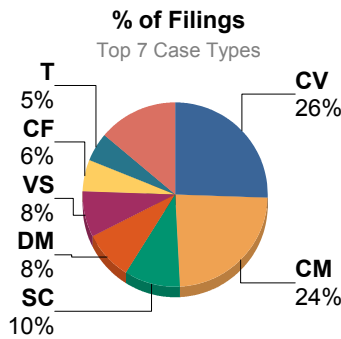


Case Type	Total Filings	%
Custody Visitation (CV)	836	33%
Civil Support (VS)	301	12%
Criminal Misdemeanor (CM)	286	11%
Show Cause (SC)	236	9%
Paternity (PT)	148	6%
Criminal Felony (CF)	104	4%
Delinquency Misdemeanor (DM)	98	4%
Others	501	20%
Total	2,510	100%

Commonwealth of Virginia
Caseload Statistics of the J&DR District Courts
 January 2015 thru December 2015

Galax
 District: **27**
 Court ID: **227640**

	Filing Type	Filings	Hearings	Concluded	Clearance Rate
Adult					
Protective Order - Non Familv Abuse	AP	1	2	1	100%
Capias	CA	23	61	27	117%
Criminal Felonv	CF	41	107	30	73%
Criminal Misdemeanor	CM	169	454	153	91%
Protective Order – Familv Abuse	FP	17	41	17	100%
Motion - Modifv Protective Order	MP	2	2	2	100%
Protective Order - Violation of Protective Order Conviction	PV	3	3	3	100%
Remand Support	RS	1	1	1	100%
Show Cause	SC	69	185	60	87%
Civil Support	VS	58	92	51	88%
Adult Total		384	948	345	89.8%
Juvenile					
Abuse or Neglect	AN	3	12	3	100%
Protective Order – Non Familv Abuse	AP	2	4	2	100%
Child in Need of Services	CS	1	2	1	100%
Custodv Visitation	CV	184	349	149	81%
Delinquency Felonv	DF	23	56	10	43%
Delinquency Misdemeanor	DM	60	140	49	82%
Initial Foster Care Review	IF	2	2	2	100%
Non-Case	NC	10	10	10	100%
Permanencv Planning	PH	1	1	1	100%
Paternity	PT	2	6	3	150%
Show Cause	SC	1	1	1	100%
Status Offense	ST	7	17	11	157%
Traffic	T	36	52	33	92%
Truancv/Runawav (Child in Need of Supervision)	TR	1	10	2	200%
Juvenile Total		333	662	277	83.2%
Totals		717	1,610	622	86.8%



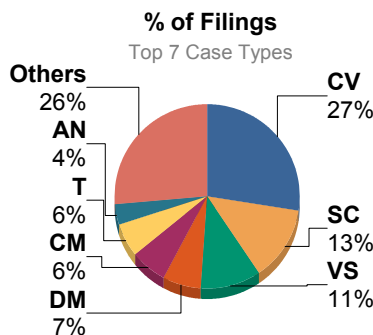
Top 7 Case Types

	Total Filings with %	
Custody Visitation (CV)	184	26%
Criminal Misdemeanor (CM)	169	24%
Show Cause (SC)	70	10%
Delinquency Misdemeanor (DM)	60	8%
Civil Support (VS)	58	8%
Criminal Felony (CF)	41	6%
Traffic (T)	36	5%
Others	99	14%
Total	717	100%

Commonwealth of Virginia
Caseload Statistics of the J&DR District Courts
 January 2015 thru December 2015

Giles
 District: **27**
 Court ID: **227071**

	Filing Type	Filings	Hearings	Concluded	Clearance Rate
Adult					
Protective Order - Non Familv Abuse	AP	2	3	2	100%
Capias	CA	25	85	37	148%
Criminal Felonv	CF	38	105	39	103%
Criminal Misdemeanor	CM	96	325	119	124%
Protective Order – Familv Abuse	FP	45	92	43	96%
Motion - Modifv Protective Order	MP	6	6	6	100%
Non-Case	NC	1	1	1	100%
Other	OT	1	1	1	100%
Protective Order - Violation of Protective Order Conviction	PV	5	5	5	100%
Remand Support	RS	26	26	26	100%
Show Cause	SC	186	537	221	119%
Restricted License - Support	SL	10	12	11	110%
Civil Support	VS	158	275	172	109%
Adult Total		599	1,473	683	114.0%
Juvenile					
Abuse or Nealect	AN	54	160	39	72%
Protective Order – Non Familv Abuse	AP	1	2	1	100%
Relief of Custody	CR	1	1	1	100%
Child in Need of Services	CS	7	15	8	114%
Custody Visitation	CV	412	854	424	103%
Delinquencv Felonv	DF	19	80	17	89%
Delinquencv Misdemeanor	DM	99	289	78	79%
Entrustment Agreement	ET	0	1	1	0%
Foster Care Review	FC	25	25	25	100%
Initial Foster Care Review	IF	21	21	21	100%
Juvenile Support	JS	1	2	0	0%
Motion - Modifv Protective Order	MP	13	13	13	100%
Non-Case	NC	19	19	19	100%
Permanencv Plannina	PH	21	22	21	100%
Paternity	PT	11	18	10	91%
Remand Custody	RC	39	39	39	100%
Restricted Driver's License	RL	2	2	2	100%
Remand Visitation	RV	10	10	10	100%
Show Cause	SC	12	26	4	33%
Status Offense	ST	6	15	8	133%
Traffic	T	85	145	88	104%
Termination of Parental Rihts	TP	14	45	28	200%
Truancv/Runaway (Child in Need of Supervision)	TR	28	88	26	93%
Juvenile Total		900	1,892	883	98.1%
Totals		1,499	3,365	1,566	104.5%



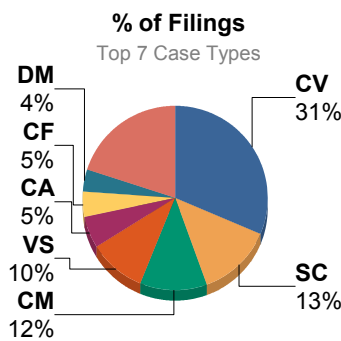
Top 7 Case Types

Case Type	Total Filings with %
Custody Visitation (CV)	412 27%
Show Cause (SC)	198 13%
Civil Support (VS)	158 11%
Delinquency Misdemeanor (DM)	99 7%
Criminal Misdemeanor (CM)	96 6%
Traffic (T)	85 6%
Abuse or Neglect (AN)	54 4%
Others	397 26%
Total	1,499 100%

Commonwealth of Virginia
Caseload Statistics of the J&DR District Courts
 January 2015 thru December 2015

Gloucester
 District: **9**
 Court ID: **209073**

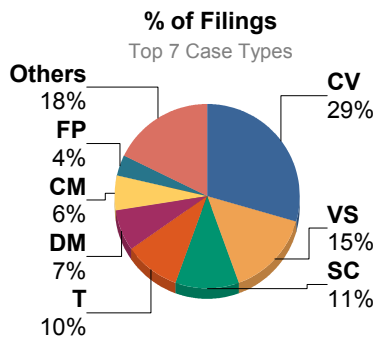
	Filing Type	Filings	Hearings	Concluded	Clearance Rate
Adult					
Protective Order - Non Familv Abuse	AP	9	19	10	111%
Capias	CA	128	295	141	110%
Criminal Felonv	CF	120	274	124	103%
Criminal Misdemeanor	CM	304	828	331	109%
Protective Order – Familv Abuse	FP	88	191	93	106%
Motion - Modifv Protective Order	MP	29	36	29	100%
Non-Case	NC	1	2	2	200%
Other	OT	6	36	6	100%
Protective Order - Violation of Protective Order Conviction	PV	13	13	13	100%
Remand Support	RS	33	33	33	100%
Show Cause	SC	330	911	303	92%
Restricted License - Support	SL	16	109	14	88%
Civil Support	VS	266	422	262	98%
Adult Total		1,343	3,169	1,361	101.3%
Juvenile					
Abuse or Nealect	AN	25	71	17	68%
Protective Order – Non Familv Abuse	AP	4	7	3	75%
Capias	CA	12	41	16	133%
Relief of Custodv	CR	1	2	1	100%
Child in Need of Services	CS	3	15	5	167%
Custodv Visitation	CV	818	1,476	799	98%
Delinquency Felonv	DF	23	115	31	135%
Delinquency Misdemeanor	DM	103	446	140	136%
Entrustment Aareement	ET	4	4	4	100%
Foster Care Review	FC	19	21	19	100%
Initial Foster Care Review	IF	8	9	8	100%
Motion - Modifv Protective Order	MP	5	5	5	100%
Non-Case	NC	1	1	1	100%
Permanency Plannina	PH	20	23	21	105%
Paternity	PT	7	10	7	100%
Remand Custodv	RC	41	41	41	100%
Remand Visitation	RV	41	41	41	100%
Show Cause	SC	12	35	16	133%
Status Offense	ST	28	55	22	79%
Traffic	T	68	143	75	110%
Termination of Parental Rihts	TP	23	25	23	100%
Truancy/Runaway (Child in Need of Supervision)	TR	5	22	4	80%
Juvenile Total		1,271	2,608	1,299	102.2%
Totals		2,614	5,777	2,660	101.8%



Top 7 Case Types

Case Type	Total Filings	%
Custody Visitation (CV)	818	31%
Show Cause (SC)	342	13%
Criminal Misdemeanor (CM)	304	12%
Civil Support (VS)	266	10%
Capias (CA)	140	5%
Criminal Felony (CF)	120	5%
Delinquency Misdemeanor (DM)	103	4%
Others	521	20%
Total	2,614	100%

	Filing Type	Filings	Hearings	Concluded	Clearance Rate
Adult					
Capias	CA	20	59	14	70%
Criminal Felony	CF	19	52	8	42%
Criminal Misdemeanor	CM	43	158	53	123%
Protective Order – Family Abuse	FP	26	50	21	81%
Motion - Modify Protective Order	MP	1	1	1	100%
Other	OT	2	2	2	100%
Remand Support	RS	1	1	1	100%
Show Cause	SC	71	317	82	115%
Restricted License - Support	SL	4	7	6	150%
Civil Support	VS	106	263	111	105%
Adult Total		293	910	299	102.0%
Juvenile					
Abuse or Neglect	AN	7	26	7	100%
Capias	CA	1	6	2	200%
Relief of Custody	CR	1	1	0	0%
Child in Need of Services	CS	1	6	3	300%
Custody Visitation	CV	210	563	193	92%
Delinquency Felony	DF	7	29	10	143%
Delinquency Misdemeanor	DM	52	135	44	85%
Emancipation	EP	1	1	1	100%
Foster Care Review	FC	18	19	17	94%
Initial Foster Care Review	IF	8	9	8	100%
Motion - Modify Protective Order	MP	10	18	12	120%
Permanency Planning	PH	15	15	15	100%
Remand Custody	RC	2	2	2	100%
Remand Visitation	RV	1	1	1	100%
Show Cause	SC	9	14	7	78%
Status Offense	ST	5	19	7	140%
Traffic	T	69	160	70	101%
Truancy/Runaway (Child in Need of Supervision)	TR	3	7	2	67%
Juvenile Total		420	1,031	401	95.5%
Totals		713	1,941	700	98.2%



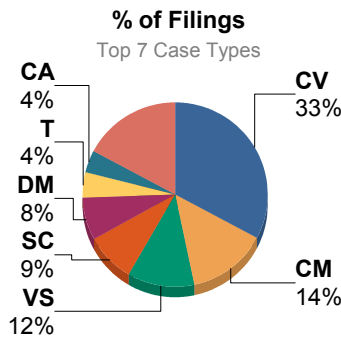
Top 7 Case Types

	Total Filings with %	
Custody Visitation (CV)	210	29%
Civil Support (VS)	106	15%
Show Cause (SC)	80	11%
Traffic (T)	69	10%
Delinquency Misdemeanor (DM)	52	7%
Criminal Misdemeanor (CM)	43	6%
Protective Order – Family Abuse (FP)	26	4%
Others	127	18%
Total	713	100%

Commonwealth of Virginia
Caseload Statistics of the J&DR District Courts
 January 2015 thru December 2015

Grayson
 District: **27**
 Court ID: **227077**

	Filing Type	Filings	Hearings	Concluded	Clearance Rate
Adult					
Protective Order - Non Family Abuse	AP	1	3	2	200%
Capias	CA	35	89	36	103%
Criminal Felony	CF	23	56	25	109%
Criminal Misdemeanor	CM	126	394	131	104%
Protective Order – Family Abuse	FP	24	64	24	100%
Motion - Modify Protective Order	MP	9	17	9	100%
Non-Case	NC	1	1	1	100%
Protective Order – Stalking/Acts of Violence	PC	1	1	1	100%
Violation - Family Abuse Protective Order	PS	2	2	2	100%
Protective Order - Violation of Protective Order Conviction	PV	1	1	1	100%
Remand Support	RS	1	1	1	100%
Show Cause	SC	77	276	78	101%
Restricted License - Support	SL	2	2	2	100%
Civil Support	VS	106	213	98	92%
Adult Total		409	1,120	411	100.5%
Juvenile					
Abuse or Neglect	AN	8	21	2	25%
Protective Order – Non Family Abuse	AP	1	2	1	100%
Capias	CA	1	2	1	100%
Child in Need of Services	CS	4	8	5	125%
Custody Visitation	CV	300	841	359	120%
Delinquency Felony	DF	4	9	3	75%
Delinquency Misdemeanor	DM	70	200	70	100%
Emancipation	EP	1	1	1	100%
Foster Care Review	FC	10	10	9	90%
Initial Foster Care Review	IF	3	3	3	100%
Non-Case	NC	2	2	2	100%
Permanency Planning	PH	24	38	27	113%
Paternity	PT	3	10	4	133%
Remand Custody	RC	2	2	2	100%
Remand Visitation	RV	2	2	2	100%
Show Cause	SC	1	4	1	100%
Status Offense	ST	11	13	12	109%
Traffic	T	40	70	47	118%
Termination of Parental Rights	TP	11	37	17	155%
Truancy/Runaway (Child in Need of Supervision)	TR	6	17	4	67%
Juvenile Total		504	1,292	572	113.5%
Totals		913	2,412	983	107.7%



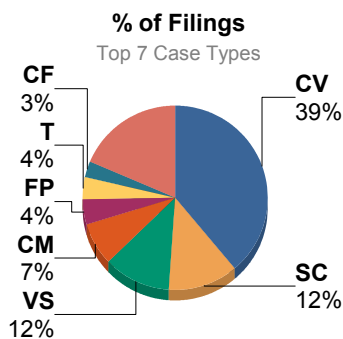
Top 7 Case Types

	Total Filings with %	
Custody Visitation (CV)	300	33%
Criminal Misdemeanor (CM)	126	14%
Civil Support (VS)	106	12%
Show Cause (SC)	78	9%
Delinquency Misdemeanor (DM)	70	8%
Traffic (T)	40	4%
Capias (CA)	36	4%
Others	157	17%
Total	913	100%

Commonwealth of Virginia
Caseload Statistics of the J&DR District Courts
 January 2015 thru December 2015

Greene
 District: **16**
 Court ID: **216079**

	Filing Type	Filings	Hearings	Concluded	Clearance Rate
Adult					
Capias	CA	22	73	26	118%
Criminal Felony	CF	31	83	36	116%
Criminal Misdemeanor	CM	81	192	69	85%
Protective Order – Family Abuse	FP	48	117	45	94%
Motion - Modify Protective Order	MP	9	9	9	100%
Non-Case	NC	8	9	8	100%
Protective Order – Stalking/Acts of Violence	PC	3	3	3	100%
Protective Order - Violation of Protective Order Conviction	PV	5	5	5	100%
Remand Support	RS	7	7	7	100%
Show Cause	SC	114	343	124	109%
Restricted License - Support	SL	3	4	4	133%
Civil Support	VS	130	281	140	108%
Adult Total		461	1,126	476	103.3%
Juvenile					
Abuse or Neglect	AN	16	40	11	69%
Protective Order – Non Family Abuse	AP	1	1	1	100%
Capias	CA	1	2	1	100%
Child in Need of Services	CS	10	30	11	110%
Custody Visitation	CV	424	1,276	420	99%
Delinquency Felony	DF	16	63	10	63%
Delinquency Misdemeanor	DM	28	108	30	107%
Entrustment Agreement	ET	4	4	4	100%
Foster Care Review	FC	10	11	10	100%
Initial Foster Care Review	IF	8	10	8	100%
Permanency Planning	PH	5	5	5	100%
Paternity	PT	2	4	2	100%
Remand Custody	RC	11	11	11	100%
Child at Risk of Abuse or Neglect	RI	3	5	2	67%
Remand Visitation	RV	11	11	11	100%
Show Cause	SC	19	60	21	111%
Status Offense	ST	5	13	5	100%
Traffic	T	43	51	38	88%
Termination of Parental Rights	TP	8	12	7	88%
Truancy/Runaway (Child in Need of Supervision)	TR	6	25	7	117%
Juvenile Total		631	1,742	615	97.5%
Totals		1,092	2,868	1,091	99.9%

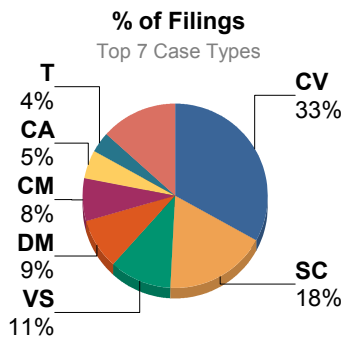


Case Type	Total Filings	%
Custody Visitation (CV)	424	39%
Show Cause (SC)	133	12%
Civil Support (VS)	130	12%
Criminal Misdemeanor (CM)	81	7%
Protective Order – Family Abuse (FP)	48	4%
Traffic (T)	43	4%
Criminal Felony (CF)	31	3%
Others	202	18%
Total	1,092	100%

Commonwealth of Virginia
Caseload Statistics of the J&DR District Courts
 January 2015 thru December 2015

Greenville
 District: 6
 Court ID: 206081

	Filing Type	Filings	Hearings	Concluded	Clearance Rate
Adult					
Capias	CA	28	81	38	136%
Criminal Felony	CF	11	52	21	191%
Criminal Misdemeanor	CM	45	164	38	84%
Protective Order – Family Abuse	FP	11	24	11	100%
Motion - Modify Protective Order	MP	1	1	1	100%
Non-Case	NC	5	5	5	100%
Protective Order – Stalking/Acts of Violence	PC	1	1	1	100%
Remand Support	RS	3	5	3	100%
Show Cause	SC	100	348	109	109%
Restricted License - Support	SL	4	4	4	100%
Civil Support	VS	64	135	63	98%
Adult Total		273	820	294	107.7%
Juvenile					
Abuse or Neglect	AN	5	15	0	0%
Capias	CA	1	7	2	200%
Relief of Custody	CR	0	2	1	0%
Custody Visitation	CV	196	431	193	98%
Delinquency Felony	DF	11	170	47	427%
Delinquency Misdemeanor	DM	53	155	56	106%
Foster Care Review	FC	3	4	3	100%
Non-Case	NC	3	3	3	100%
Permanency Planning	PH	2	3	2	100%
Paternity	PT	3	5	3	100%
Remand Custody	RC	2	2	2	100%
Remand Visitation	RV	2	2	2	100%
Show Cause	SC	6	19	6	100%
Status Offense	ST	9	23	8	89%
Traffic	T	21	44	25	119%
Termination of Parental Rights	TP	4	14	4	100%
Juvenile Total		321	899	357	111.2%
Totals		594	1,719	651	109.6%



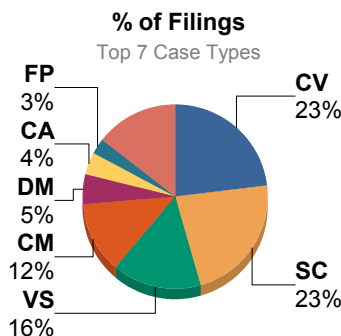
Top 7 Case Types

	Total Filings with %	
Custody Visitation (CV)	196	33%
Show Cause (SC)	106	18%
Civil Support (VS)	64	11%
Delinquency Misdemeanor (DM)	53	9%
Criminal Misdemeanor (CM)	45	8%
Capias (CA)	29	5%
Traffic (T)	21	4%
Others	80	13%
Total	594	100%

Commonwealth of Virginia
Caseload Statistics of the J&DR District Courts
 January 2015 thru December 2015

Halifax
 District: **10**
 Court ID: **210083**

	Filing Type	Filings	Hearings	Concluded	Clearance Rate
Adult					
Capias	CA	83	284	96	116%
Criminal Felony	CF	54	190	53	98%
Criminal Misdemeanor	CM	283	909	316	112%
Protective Order – Family Abuse	FP	66	156	66	100%
Motion - Modify Protective Order	MP	8	18	9	113%
Non-Case	NC	1	1	1	100%
Other	OT	2	3	2	100%
Protective Order - Violation of Protective Order Conviction	PV	3	3	3	100%
Remand Support	RS	3	3	2	67%
Show Cause	SC	514	1,464	583	113%
Restricted License - Support	SL	13	14	11	85%
Civil Support	VS	359	643	370	103%
Adult Total		1,389	3,688	1,512	108.9%
Juvenile					
Abuse or Neglect	AN	37	166	42	114%
Protective Order – Non Family Abuse	AP	3	10	3	100%
Capias	CA	2	6	0	0%
Child in Need of Services	CS	1	8	2	200%
Custody Visitation	CV	530	944	510	96%
Delinquency Felony	DF	36	188	32	89%
Delinquency Misdemeanor	DM	125	558	149	119%
Emancipation	EP	3	9	3	100%
Entrustment Agreement	ET	2	2	2	100%
Foster Care Review	FC	14	17	14	100%
Initial Foster Care Review	IF	8	10	7	88%
Juvenile Support	JS	1	2	0	0%
Non-Case	NC	6	36	7	117%
Permanency Planning	PH	29	31	29	100%
Paternity	PT	28	45	27	96%
Remand Custody	RC	10	10	10	100%
Child at Risk of Abuse or Neglect	RI	0	3	1	0%
Show Cause	SC	3	14	4	133%
Status Offense	ST	10	69	19	190%
Traffic	T	48	93	57	119%
Termination of Parental Rights	TP	10	12	8	80%
Truancy/Runaway (Child in Need of Supervision)	TR	1	3	0	0%
Juvenile Total		907	2,236	926	102.1%
Totals		2,296	5,924	2,438	106.2%



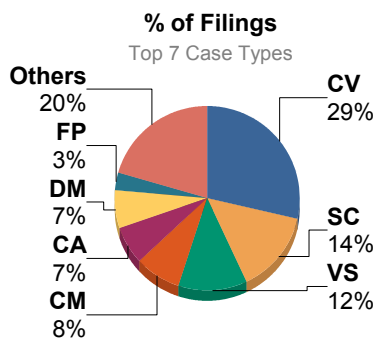
Top 7 Case Types

	Total Filings with %	
Custody Visitation (CV)	530	23%
Show Cause (SC)	517	23%
Civil Support (VS)	359	16%
Criminal Misdemeanor (CM)	283	12%
Delinquency Misdemeanor (DM)	125	5%
Capias (CA)	85	4%
Protective Order – Family Abuse (FP)	66	3%
Others	331	14%
Total	2,296	100%

Commonwealth of Virginia
Caseload Statistics of the J&DR District Courts
 January 2015 thru December 2015

Hampton
 District: 8
 Court ID: 208650

	Filing Type	Filings	Hearings	Concluded	Clearance Rate
Adult					
Protective Order - Non Family Abuse	AP	8	15	9	113%
Bond Forfeiture Show Cause	BF	1	2	1	100%
Capias	CA	723	2,700	876	121%
Criminal Felony	CF	251	1,030	270	108%
Criminal Misdemeanor	CM	920	3,639	963	105%
Criminal Support	CS	1	5	0	0%
Protective Order – Family Abuse	FP	382	652	381	100%
Motion - Modifv Protective Order	MP	4	4	4	100%
Non-Case	NC	31	105	35	113%
Other	OT	3	4	3	100%
Violation - Family Abuse Protective Order	PS	2	2	2	100%
Protective Order - Violation of Protective Order Conviction	PV	19	19	19	100%
Remand Support	RS	147	147	147	100%
Show Cause	SC	1,478	4,108	1,538	104%
Restricted License - Support	SL	77	89	78	101%
Civil Support	VS	1,413	2,900	1,413	100%
Adult Total		5,460	15,421	5,739	105.1%
Juvenile					
Abuse or Neglect	AN	33	115	32	97%
Protective Order – Non Family Abuse	AP	19	37	19	100%
Capias	CA	44	182	50	114%
Relief of Custody	CR	7	12	7	100%
Child in Need of Services	CS	2	7	2	100%
Custody Visitation	CV	3,326	6,083	3,305	99%
Delinquency Felony	DF	319	1,491	319	100%
Delinquency Misdemeanor	DM	761	2,786	761	100%
Entrustment Agreement	ET	9	11	10	111%
Foster Care Review	FC	52	55	52	100%
Protective Order – Family Abuse	FP	2	3	2	100%
Initial Foster Care Review	IF	42	44	42	100%
Non-Case	NC	161	161	161	100%
Permanency Planning	PH	56	63	56	100%
Paternity	PT	44	82	37	84%
Remand Custody	RC	207	207	207	100%
Remand Visitation	RV	209	209	209	100%
Show Cause	SC	168	444	165	98%
Status Offense	ST	293	441	272	93%
Traffic	T	283	474	300	106%
Termination of Parental Rights	TP	12	18	12	100%
Truancy/Runaway (Child in Need of Supervision)	TR	74	329	88	119%
Juvenile Total		6,123	13,254	6,108	99.8%
Totals		11,583	28,675	11,847	102.3%



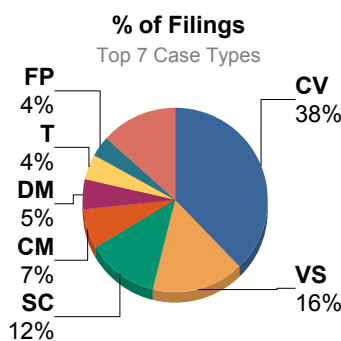
Top 7 Case Types

Case Type	Total Filings with %
Custody Visitation (CV)	3,326 29%
Show Cause (SC)	1,646 14%
Civil Support (VS)	1,413 12%
Criminal Misdemeanor (CM)	920 8%
Capias (CA)	767 7%
Delinquency Misdemeanor (DM)	761 7%
Protective Order – Family Abuse (FP)	384 3%
Others	2,366 20%
Total	11,583 100%

Commonwealth of Virginia
Caseload Statistics of the J&DR District Courts
 January 2015 thru December 2015

Hanover
 District: **15**
 Court ID: **215085**

	Filing Type	Filings	Hearings	Concluded	Clearance Rate
Adult					
Protective Order - Non Familv Abuse	AP	5	12	5	100%
Bond Forfeiture Show Cause	BF	1	1	1	100%
Capias	CA	156	453	179	115%
Criminal Felonv	CF	129	376	139	108%
Criminal Misdemeanor	CM	341	935	321	94%
Protective Order – Familv Abuse	FP	178	355	175	98%
Motion - Modifv Protective Order	MP	49	54	48	98%
Non-Case	NC	1	1	1	100%
Other	OT	8	10	9	113%
Protective Order – Stalking/Acts of Violence	PC	2	5	2	100%
Protective Order - Violation of Protective Order Conviction	PV	13	13	13	100%
Show Cause	SC	577	1,341	551	95%
Restricted License - Support	SL	23	26	23	100%
Civil Support	VS	812	1,379	749	92%
Adult Total		2,295	4,961	2,216	96.6%
Juvenile					
Abuse or Nealect	AN	10	25	13	130%
Protective Order – Non Familv Abuse	AP	1	1	1	100%
Capias	CA	4	17	6	150%
Child in Need of Services	CS	22	61	19	86%
Custody Visitation	CV	1,910	3,779	1,737	91%
Delinquency Felonv	DF	131	435	79	60%
Delinquency Misdemeanor	DM	275	1,140	302	110%
Entrustment Aareement	ET	10	11	10	100%
Foster Care Review	FC	30	35	28	93%
Protective Order – Familv Abuse	FP	2	4	3	150%
Initial Foster Care Review	IF	11	12	11	100%
Juvenile Support	JS	1	3	1	100%
Motion - Modifv Protective Order	MP	1	1	1	100%
Permanency Planning	PH	18	22	17	94%
Paternity	PT	4	6	4	100%
Child at Risk of Abuse or Nealect	RI	0	1	1	0%
Show Cause	SC	50	135	51	102%
Status Offense	ST	13	82	16	123%
Traffic	T	226	372	245	108%
Termination of Parental Rihts	TP	15	17	15	100%
Truancy/Runaway (Child in Need of Supervision)	TR	12	53	15	125%
Juvenile Total		2,746	6,212	2,575	93.8%
Totals		5,041	11,173	4,791	95.0%



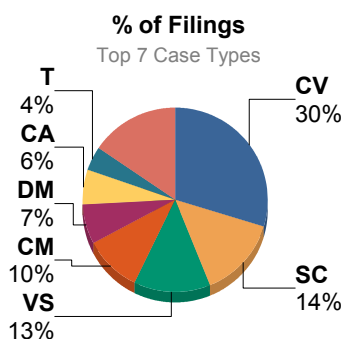
Top 7 Case Types

Case Type	Total Filings	%
Custody Visitation (CV)	1,910	38%
Civil Support (VS)	812	16%
Show Cause (SC)	627	12%
Criminal Misdemeanor (CM)	341	7%
Delinquency Misdemeanor (DM)	275	5%
Traffic (T)	226	4%
Protective Order – Family Abuse (FP)	180	4%
Others	670	13%
Total	5,041	100%

Commonwealth of Virginia
Caseload Statistics of the J&DR District Courts
 January 2015 thru December 2015

Henrico
 District: **14**
 Court ID: **214087**

	Filing Type	Filings	Hearings	Concluded	Clearance Rate
Adult					
Protective Order - Non Familv Abuse	AP	28	65	27	96%
Bond Forfeiture Show Cause	BF	11	31	15	136%
Capias	CA	1,084	3,630	1,331	123%
Criminal Felonv	CF	683	2,069	654	96%
Criminal Misdemeanor	CM	1,823	5,583	1,865	102%
Protective Order – Familv Abuse	FP	625	1,267	601	96%
Motion - Modifv Protective Order	MP	129	214	129	100%
Non-Case	NC	4	10	4	100%
Other	OT	8	17	5	63%
Protective Order – Stalking/Acts of Violence	PC	3	5	2	67%
Protective Order - Violation of Protective Order Conviction	PV	20	21	21	105%
Remand Support	RS	10	10	10	100%
Show Cause	SC	2,360	7,095	2,524	107%
Restricted License - Support	SL	43	60	48	112%
Civil Support	VS	2,481	4,395	2,473	100%
Adult Total		9,312	24,472	9,709	104.3%
Juvenile					
Abuse or Nealect	AN	55	255	55	100%
Protective Order – Non Familv Abuse	AP	23	48	19	83%
Capias	CA	81	279	98	121%
Relief of Custodv	CR	4	8	4	100%
Child in Need of Services	CS	52	246	41	79%
Custody Visitation	CV	5,506	11,268	5,459	99%
Delinquencv Felonv	DF	450	2,309	494	110%
Delinquencv Misdemeanor	DM	1,287	5,729	1,484	115%
Emancipation	EP	4	8	5	125%
Foster Care Review	FC	108	141	105	97%
Protective Order – Family Abuse	FP	3	9	5	167%
Initial Foster Care Review	IF	47	58	48	102%
Juvenile Support	JS	2	2	2	100%
Motion - Modifv Protective Order	MP	1	2	0	0%
Non-Case	NC	16	55	6	38%
Protective Order – Stalking/Acts of Violence	PC	5	10	5	100%
Permanencv Planning	PH	93	113	89	96%
Paternity	PT	51	123	56	110%
Protective Order - Violation of Protective Order Conviction	PV	1	1	1	100%
Remand Custodv	RC	8	8	8	100%
Child at Risk of Abuse or Nealect	RI	7	15	7	100%
Remand Visitation	RV	13	13	13	100%
Show Cause	SC	302	926	323	107%
Status Offense	ST	101	345	119	118%
Traffic	T	732	1,139	738	101%
Termination of Parental Rights	TP	38	102	45	118%
Truancv/Runaway (Child in Need of Supervision)	TR	264	1,136	305	116%
Juvenile Total		9,254	24,348	9,534	103.0%
Totals		18,566	48,820	19,243	103.6%



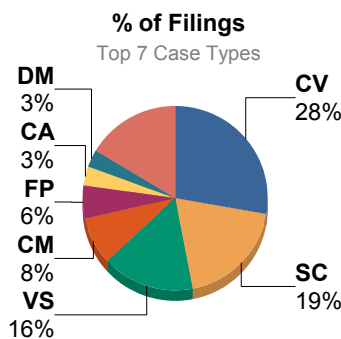
Top 7 Case Types

Case Type	Total Filings	%
Custody Visitation (CV)	5,506	30%
Show Cause (SC)	2,662	14%
Civil Support (VS)	2,481	13%
Criminal Misdemeanor (CM)	1,823	10%
Delinquency Misdemeanor (DM)	1,287	7%
Capias (CA)	1,165	6%
Traffic (T)	732	4%
Others	2,910	16%
Total	18,566	100%

Commonwealth of Virginia
Caseload Statistics of the J&DR District Courts
 January 2015 thru December 2015

Henry
 District: **21**
 Court ID: **221089**

	Filing Type	Filings	Hearings	Concluded	Clearance Rate
Adult					
Protective Order - Non Family Abuse	AP	1	3	1	100%
Capias	CA	156	486	183	117%
Criminal Felony	CF	83	272	103	124%
Criminal Misdemeanor	CM	401	1,090	413	103%
Criminal Support	CS	1	1	1	100%
Protective Order – Family Abuse	FP	274	468	280	102%
Motion - Modify Protective Order	MP	25	27	25	100%
Non-Case	NC	1	1	1	100%
Protective Order – Stalking/Acts of Violence	PC	1	1	1	100%
Protective Order - Violation of Protective Order Conviction	PV	0	1	1	0%
Remand Support	RS	11	11	11	100%
Show Cause	SC	913	2,776	916	100%
Restricted License - Support	SL	34	37	34	100%
Civil Support	VS	778	1,304	789	101%
Adult Total		2,679	6,478	2,759	103.0%
Juvenile					
Abuse or Neglect	AN	104	317	112	108%
Protective Order – Non Family Abuse	AP	3	4	2	67%
Capias	CA	3	14	5	167%
Relief of Custody	CR	10	15	9	90%
Child in Need of Services	CS	2	3	2	100%
Custody Visitation	CV	1,328	2,437	1,305	98%
Delinquency Felony	DF	37	127	24	65%
Delinquency Misdemeanor	DM	148	432	122	82%
Entrustment Agreement	ET	1	1	1	100%
Foster Care Review	FC	34	41	32	94%
Protective Order – Family Abuse	FP	1	2	1	100%
Initial Foster Care Review	IF	31	34	31	100%
Motion - Modify Protective Order	MP	3	3	3	100%
Non-Case	NC	54	73	53	98%
Permanency Planning	PH	30	31	30	100%
Paternity	PT	122	181	108	89%
Remand Custody	RC	12	12	12	100%
Child at Risk of Abuse or Neglect	RI	1	3	2	200%
Remand Visitation	RV	7	7	7	100%
Show Cause	SC	3	6	3	100%
Status Offense	ST	49	100	54	110%
Traffic	T	82	159	88	107%
Termination of Parental Rights	TP	12	30	10	83%
Truancy/Runaway (Child in Need of Supervision)	TR	34	136	32	94%
Juvenile Total		2,111	4,168	2,048	97.0%
Totals		4,790	10,646	4,807	100.4%



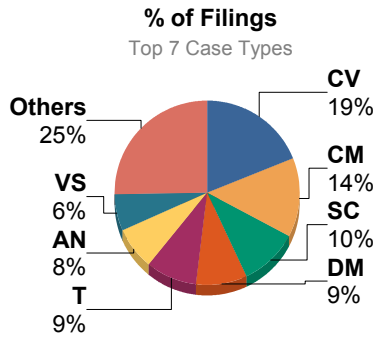
Top 7 Case Types

Case Type	Total Filings	%
Custody Visitation (CV)	1,328	28%
Show Cause (SC)	916	19%
Civil Support (VS)	778	16%
Criminal Misdemeanor (CM)	401	8%
Protective Order – Family Abuse (FP)	275	6%
Capias (CA)	159	3%
Delinquency Misdemeanor (DM)	148	3%
Others	785	16%
Total	4,790	100%

Commonwealth of Virginia
Caseload Statistics of the J&DR District Courts
 January 2015 thru December 2015

Highland
 District: **25**
 Court ID: **225091**

	Filing Type	Filings	Hearings	Concluded	Clearance Rate
Adult					
Capias	CA	2	2	2	100%
Criminal Felony	CF	1	1	1	100%
Criminal Misdemeanor	CM	11	54	17	155%
Protective Order – Family Abuse	FP	4	7	5	125%
Motion - Modify Protective Order	MP	1	1	1	100%
Violation - Family Abuse Protective Order	PS	2	2	0	0%
Show Cause	SC	8	21	7	88%
Civil Support	VS	5	9	6	120%
Adult Total		34	97	39	114.7%
Juvenile					
Abuse or Neglect	AN	6	14	6	100%
Child in Need of Services	CS	3	9	2	67%
Custody Visitation	CV	15	40	24	160%
Delinquency Misdemeanor	DM	7	19	10	143%
Permanency Planning	PH	2	2	2	100%
Remand Custody	RC	1	1	1	100%
Show Cause	SC	0	1	1	0%
Traffic	T	7	14	9	129%
Truancy/Runaway (Child in Need of Supervision)	TR	4	6	4	100%
Juvenile Total		45	106	59	131.1%
Totals		79	203	98	124.1%



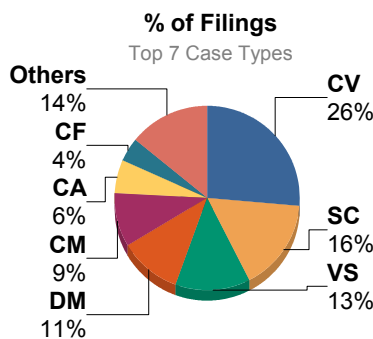
Top 7 Case Types

Case Type	Total Filings	Total Filings with %
Custody Visitation (CV)	15	19%
Criminal Misdemeanor (CM)	11	14%
Show Cause (SC)	8	10%
Delinquency Misdemeanor (DM)	7	9%
Traffic (T)	7	9%
Abuse or Neglect (AN)	6	8%
Civil Support (VS)	5	6%
Others	20	25%
Total	79	100%

Commonwealth of Virginia
Caseload Statistics of the J&DR District Courts
 January 2015 thru December 2015

Hopewell
 District: **6**
 Court ID: **206670**

	Filing Type	Filings	Hearings	Concluded	Clearance Rate
Adult					
Protective Order - Non Family Abuse	AP	1	6	1	100%
Capias	CA	151	467	165	109%
Criminal Felony	CF	120	430	119	99%
Criminal Misdemeanor	CM	269	816	297	110%
Protective Order – Family Abuse	FP	111	243	113	102%
Motion - Modify Protective Order	MP	3	3	3	100%
Non-Case	NC	2	2	2	100%
Other	OT	1	5	4	400%
Protective Order – Stalking/Acts of Violence	PC	1	2	1	100%
Protective Order - Violation of Protective Order Conviction	PV	1	1	1	100%
Remand Support	RS	3	3	3	100%
Show Cause	SC	428	1,193	448	105%
Restricted License - Support	SL	3	5	2	67%
Civil Support	VS	371	721	345	93%
Adult Total		1,465	3,897	1,504	102.7%
Juvenile					
Abuse or Neglect	AN	10	36	13	130%
Protective Order – Non Family Abuse	AP	5	13	4	80%
Capias	CA	15	42	10	67%
Relief of Custody	CR	0	1	1	0%
Child in Need of Services	CS	2	7	2	100%
Custody Visitation	CV	752	1,617	728	97%
Delinquency Felony	DF	95	482	99	104%
Delinquency Misdemeanor	DM	309	1,082	291	94%
Foster Care Review	FC	22	31	22	100%
Protective Order – Family Abuse	FP	2	8	1	50%
Initial Foster Care Review	IF	5	5	5	100%
Permanency Planning	PH	19	26	18	95%
Paternity	PT	5	22	4	80%
Remand Custody	RC	6	6	6	100%
Child at Risk of Abuse or Neglect	RI	2	5	2	100%
Remand Visitation	RV	2	2	2	100%
Show Cause	SC	31	78	28	90%
Status Offense	ST	36	114	35	97%
Traffic	T	41	77	42	102%
Termination of Parental Rights	TP	27	65	20	74%
Truancy/Runaway (Child in Need of Supervision)	TR	2	4	0	0%
Juvenile Total		1,388	3,723	1,333	96.0%
Totals		2,853	7,620	2,837	99.4%

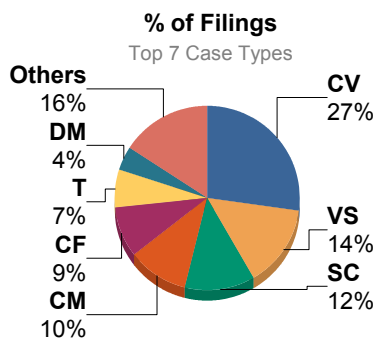


Case Type	Total Filings	%
Custody Visitation (CV)	752	26%
Show Cause (SC)	459	16%
Civil Support (VS)	371	13%
Delinquency Misdemeanor (DM)	309	11%
Criminal Misdemeanor (CM)	269	9%
Capias (CA)	166	6%
Criminal Felony (CF)	120	4%
Others	407	14%
Total	2,853	100%

Commonwealth of Virginia
Caseload Statistics of the J&DR District Courts
 January 2015 thru December 2015

Isle of Wight
 District: **5**
 Court ID: **205093**

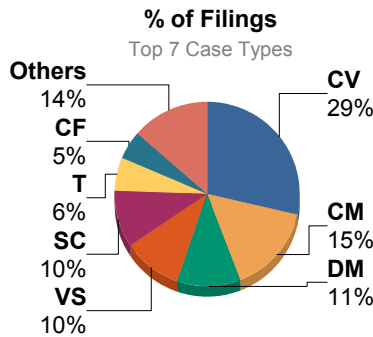
	Filing Type	Filings	Hearings	Concluded	Clearance Rate
Adult					
Protective Order - Non Familv Abuse	AP	2	4	2	100%
Bond Forfeiture Show Cause	BF	2	4	2	100%
Capias	CA	53	114	57	108%
Criminal Felonv	CF	175	333	148	85%
Criminal Misdemeanor	CM	206	468	197	96%
Protective Order – Familv Abuse	FP	54	113	54	100%
Motion - Modifv Protective Order	MP	12	12	12	100%
Other	OT	1	1	1	100%
Protective Order – Stalking/Acts of Violence	PC	1	2	2	200%
Remand Support	RS	43	43	43	100%
Show Cause	SC	240	644	235	98%
Restricted License - Support	SL	5	6	5	100%
Civil Support	VS	280	455	265	95%
Adult Total		1,074	2,199	1,023	95.3%
Juvenile					
Abuse or Nealect	AN	4	15	5	125%
Protective Order – Non Familv Abuse	AP	2	10	2	100%
Child in Need of Services	CS	1	1	1	100%
Custodv Visitation	CV	536	964	508	95%
Delinquencv Felonv	DF	27	165	39	144%
Delinquencv Misdemeanor	DM	85	298	82	96%
Foster Care Review	FC	4	4	4	100%
Initial Foster Care Review	IF	4	4	4	100%
Non-Case	NC	1	1	1	100%
Permanencv Planning	PH	1	1	1	100%
Paternity	PT	5	11	4	80%
Remand Custodv	RC	80	80	80	100%
Show Cause	SC	2	5	2	100%
Status Offense	ST	5	12	7	140%
Traffic	T	132	224	126	95%
Termination of Parental Rights	TP	0	1	0	0%
Truancv/Runaway (Child in Need of Supervision)	TR	2	13	3	150%
Juvenile Total		891	1,809	869	97.5%
Totals		1,965	4,008	1,892	96.3%



Top 7 Case Types

	Total Filings with %	
Custody Visitation (CV)	536	27%
Civil Support (VS)	280	14%
Show Cause (SC)	242	12%
Criminal Misdemeanor (CM)	206	10%
Criminal Felony (CF)	175	9%
Traffic (T)	132	7%
Delinquency Misdemeanor (DM)	85	4%
Others	309	16%
Total	1,965	100%

	Filing Type	Filings	Hearings	Concluded	Clearance Rate
Adult					
Capias	CA	12	40	9	75%
Criminal Felony	CF	21	55	22	105%
Criminal Misdemeanor	CM	65	193	76	117%
Protective Order – Family Abuse	FP	11	18	11	100%
Motion - Modify Protective Order	MP	1	1	1	100%
Other	OT	1	1	1	100%
Protective Order - Violation of Protective Order Conviction	PV	2	2	2	100%
Remand Support	RS	1	1	1	100%
Show Cause	SC	40	119	34	85%
Restricted License - Support	SL	3	3	3	100%
Civil Support	VS	43	90	52	121%
Adult Total		200	523	212	106.0%
Juvenile					
Abuse or Neglect	AN	1	3	1	100%
Protective Order – Non Family Abuse	AP	1	1	1	100%
Custody Visitation	CV	120	203	123	103%
Delinquency Felony	DF	9	29	6	67%
Delinquency Misdemeanor	DM	47	79	37	79%
Foster Care Review	FC	7	7	7	100%
Initial Foster Care Review	IF	1	1	1	100%
Motion - Modify Protective Order	MP	0	2	1	0%
Paternity	PT	0	2	1	0%
Show Cause	SC	2	4	2	100%
Status Offense	ST	3	4	2	67%
Traffic	T	25	48	27	108%
Termination of Parental Rights	TP	3	3	3	100%
Truancy/Runaway (Child in Need of Supervision)	TR	1	3	1	100%
Juvenile Total		220	389	213	96.8%
Totals		420	912	425	101.2%



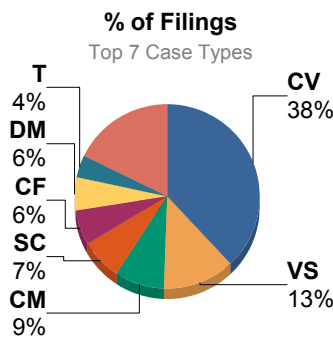
Top 7 Case Types

Case Type	Total Filings	with %
Custody Visitation (CV)	120	29%
Criminal Misdemeanor (CM)	65	15%
Delinquency Misdemeanor (DM)	47	11%
Civil Support (VS)	43	10%
Show Cause (SC)	42	10%
Traffic (T)	25	6%
Criminal Felony (CF)	21	5%
Others	57	14%
Total	420	100%

Commonwealth of Virginia
Caseload Statistics of the J&DR District Courts
 January 2015 thru December 2015

King George
 District: **15**
 Court ID: **215099**

	Filing Type	Filings	Hearings	Concluded	Clearance Rate
Adult					
Protective Order - Non Familv Abuse	AP	1	3	2	200%
Bond Forfeiture Show Cause	BF	0	5	2	0%
Capias	CA	45	110	52	116%
Criminal Felonv	CF	104	167	104	100%
Criminal Misdemeanor	CM	147	365	150	102%
Criminal Support	CS	3	5	3	100%
Protective Order – Familv Abuse	FP	36	82	37	103%
Motion - Modifv Protective Order	MP	6	7	5	83%
Non-Case	NC	4	4	4	100%
Other	OT	0	1	0	0%
Protective Order - Violation of Protective Order Conviction	PV	1	1	1	100%
Remand Support	RS	10	10	10	100%
Show Cause	SC	108	356	112	104%
Restricted License - Support	SL	13	13	13	100%
Civil Support	VS	208	475	210	101%
Adult Total		686	1,604	705	102.8%
Juvenile					
Abuse or Nealect	AN	17	49	8	47%
Protective Order – Non Familv Abuse	AP	1	4	2	200%
Capias	CA	3	12	3	100%
Relief of Custodv	CR	5	9	6	120%
Child in Need of Services	CS	10	65	13	130%
Custody Visitation	CV	630	1,515	593	94%
Delinquencv Felonv	DF	45	247	45	100%
Delinquencv Misdemeanor	DM	96	456	96	100%
Foster Care Review	FC	8	9	9	113%
Initial Foster Care Review	IF	6	6	6	100%
Motion - Modify Protective Order	MP	2	4	2	100%
Permanencv Plannina	PH	7	7	7	100%
Paternity	PT	30	58	30	100%
Remand Custodv	RC	18	18	18	100%
Child at Risk of Abuse or Nealect	RI	8	25	8	100%
Remand Visitation	RV	13	13	13	100%
Show Cause	SC	8	18	6	75%
Status Offense	ST	2	33	13	650%
Traffic	T	64	121	65	102%
Termination of Parental Rihts	TP	0	1	1	0%
Truancv/Runaway (Child in Need of Supervision)	TR	2	3	0	0%
Juvenile Total		975	2,673	944	96.8%
Totals		1,661	4,277	1,649	99.3%

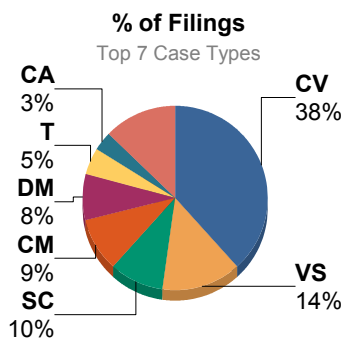


Case Type	Total Filings	%
Custody Visitation (CV)	630	38%
Civil Support (VS)	208	13%
Criminal Misdemeanor (CM)	147	9%
Show Cause (SC)	116	7%
Criminal Felony (CF)	104	6%
Delinquency Misdemeanor (DM)	96	6%
Traffic (T)	64	4%
Others	296	18%
Total	1,661	100%

Commonwealth of Virginia
Caseload Statistics of the J&DR District Courts
 January 2015 thru December 2015

King William
 District: **9**
 Court ID: **209101**

	Filing Type	Filings	Hearings	Concluded	Clearance Rate
Adult					
Protective Order - Non Familv Abuse	AP	1	2	1	100%
Bond Forfeiture Show Cause	BF	1	1	1	100%
Capias	CA	30	94	30	100%
Criminal Felonv	CF	26	63	20	77%
Criminal Misdemeanor	CM	89	250	79	89%
Protective Order – Familv Abuse	FP	18	31	18	100%
Motion - Modifv Protective Order	MP	7	9	7	100%
Non-Case	NC	1	1	1	100%
Other	OT	4	8	4	100%
Protective Order – Stalking/Acts of Violence	PC	1	1	1	100%
Protective Order - Violation of Protective Order Conviction	PV	2	2	2	100%
Remand Support	RS	1	1	1	100%
Show Cause	SC	89	233	86	97%
Restricted License - Support	SL	7	8	8	114%
Civil Support	VS	131	232	129	98%
Adult Total		408	936	388	95.1%
Juvenile					
Protective Order – Non Familv Abuse	AP	2	2	2	100%
Custodv Visitation	CV	363	565	333	92%
Delinquencv Felonv	DF	26	120	32	123%
Delinquencv Misdemeanor	DM	76	237	83	109%
Entrustment Agreement	ET	1	1	1	100%
Foster Care Review	FC	8	9	8	100%
Protective Order – Familv Abuse	FP	1	2	1	100%
Motion - Modifv Protective Order	MP	1	1	1	100%
Permanencv Plannina	PH	1	1	1	100%
Paternity	PT	5	9	5	100%
Child at Risk of Abuse or Neglect	RI	1	1	1	100%
Show Cause	SC	2	4	2	100%
Status Offense	ST	3	3	3	100%
Traffic	T	45	67	46	102%
Truancv/Runaway (Child in Need of Supervision)	TR	4	12	4	100%
Juvenile Total		539	1,034	523	97.0%
Totals		947	1,970	911	96.2%



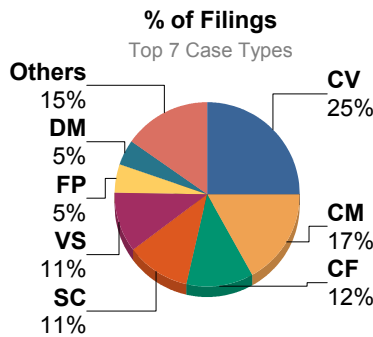
Top 7 Case Types

	Total Filings with %	
Custody Visitation (CV)	363	38%
Civil Support (VS)	131	14%
Show Cause (SC)	91	10%
Criminal Misdemeanor (CM)	89	9%
Delinquency Misdemeanor (DM)	76	8%
Traffic (T)	45	5%
Capias (CA)	30	3%
Others	122	13%
Total	947	100%

Commonwealth of Virginia
Caseload Statistics of the J&DR District Courts
 January 2015 thru December 2015

Lancaster
 District: **15**
 Court ID: **215103**

	Filing Type	Filings	Hearings	Concluded	Clearance Rate
Adult					
Protective Order - Non Familv Abuse	AP	2	5	2	100%
Capias	CA	17	71	13	76%
Criminal Felonv	CF	88	182	83	94%
Criminal Misdemeanor	CM	126	239	110	87%
Protective Order – Familv Abuse	FP	36	84	36	100%
Motion - Modifv Protective Order	MP	6	7	6	100%
Non-Case	NC	1	1	1	100%
Other	OT	1	1	1	100%
Protective Order - Violation of Protective Order Conviction	PV	1	1	1	100%
Remand Support	RS	3	3	3	100%
Show Cause	SC	79	317	79	100%
Restricted License - Support	SL	3	9	2	67%
Civil Support	VS	79	174	85	108%
Adult Total		442	1,094	422	95.5%
Juvenile					
Abuse or Nealect	AN	2	8	2	100%
Capias	CA	1	4	1	100%
Relief of Custody	CR	1	1	1	100%
Child in Need of Services	CS	8	56	9	113%
Custody Visitation	CV	188	406	202	107%
Delinquencv Felonv	DF	16	57	16	100%
Delinquencv Misdemeanor	DM	34	138	31	91%
Foster Care Review	FC	9	9	9	100%
Initial Foster Care Review	IF	4	5	4	100%
Permanencv Planning	PH	7	7	7	100%
Paternity	PT	6	11	6	100%
Remand Custody	RC	5	5	5	100%
Child at Risk of Abuse or Nealect	RI	1	4	0	0%
Remand Visitation	RV	5	5	5	100%
Show Cause	SC	4	9	4	100%
Status Offense	ST	3	9	0	0%
Traffic	T	11	23	13	118%
Truancv/Runawav (Child in Need of Supervision)	TR	1	3	1	100%
Juvenile Total		306	760	316	103.3%
Totals		748	1,854	738	98.7%



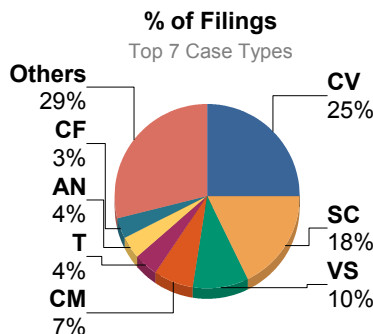
Top 7 Case Types

	Total Filings with %	
Custody Visitation (CV)	188	25%
Criminal Misdemeanor (CM)	126	17%
Criminal Felony (CF)	88	12%
Show Cause (SC)	83	11%
Civil Support (VS)	79	11%
Protective Order – Family Abuse (FP)	36	5%
Delinquency Misdemeanor (DM)	34	5%
Others	114	15%
Total	748	100%

Commonwealth of Virginia
Caseload Statistics of the J&DR District Courts
 January 2015 thru December 2015

Lee
 District: **30**
 Court ID: **230105**

	Filing Type	Filings	Hearings	Concluded	Clearance Rate
Adult					
Capias	CA	68	233	87	128%
Criminal Felony	CF	70	243	64	91%
Criminal Misdemeanor	CM	146	489	162	111%
Protective Order – Family Abuse	FP	63	114	60	95%
Motion - Modify Protective Order	MP	8	9	8	100%
Other	OT	51	81	50	98%
Remand Support	RS	24	24	24	100%
Show Cause	SC	349	1,502	343	98%
Restricted License - Support	SL	21	24	20	95%
Civil Support	VS	197	437	215	109%
Adult Total		997	3,156	1,033	103.6%
Juvenile					
Abuse or Neglect	AN	79	258	85	108%
Protective Order – Non Family Abuse	AP	9	16	9	100%
Capias	CA	1	4	1	100%
Relief of Custody	CR	4	9	3	75%
Child in Need of Services	CS	2	17	3	150%
Custody Visitation	CV	512	1,442	502	98%
Delinquency Felony	DF	3	43	4	133%
Delinquency Misdemeanor	DM	38	176	41	108%
Emancipation	EP	1	1	1	100%
Foster Care Review	FC	40	43	40	100%
Protective Order – Family Abuse	FP	0	2	2	0%
Initial Foster Care Review	IF	27	27	27	100%
Juvenile Support	JS	1	2	1	100%
Permanency Planning	PH	40	44	40	100%
Paternity	PT	11	32	11	100%
Remand Custody	RC	37	37	37	100%
Child at Risk of Abuse or Neglect	RI	19	64	19	100%
Remand Visitation	RV	37	37	37	100%
Show Cause	SC	9	29	11	122%
Status Offense	ST	30	71	32	107%
Traffic	T	85	111	74	87%
Termination of Parental Rights	TP	28	43	27	96%
Truancy/Runaway (Child in Need of Supervision)	TR	27	145	24	89%
Juvenile Total		1,040	2,653	1,031	99.1%
Totals		2,037	5,809	2,064	101.3%

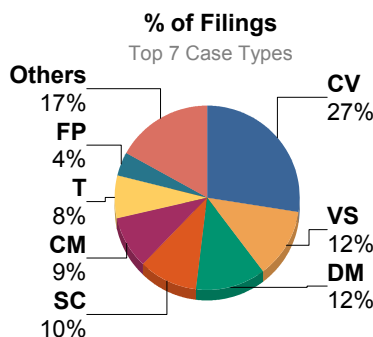


Case Type	Total Filings	%
Custody Visitation (CV)	512	25%
Show Cause (SC)	358	18%
Civil Support (VS)	197	10%
Criminal Misdemeanor (CM)	146	7%
Traffic (T)	85	4%
Abuse or Neglect (AN)	79	4%
Criminal Felony (CF)	70	3%
Others	590	29%
Total	2,037	100%

Commonwealth of Virginia
Caseload Statistics of the J&DR District Courts
 January 2015 thru December 2015

Loudoun
 District: **20**
 Court ID: **220107**

	Filing Type	Filings	Hearings	Concluded	Clearance Rate
Adult					
Protective Order - Non Familv Abuse	AP	12	27	11	92%
Capias	CA	183	505	207	113%
Criminal Felonv	CF	190	912	208	109%
Criminal Misdemeanor	CM	627	2,876	661	105%
Criminal Support	CS	1	3	0	0%
Protective Order – Familv Abuse	FP	296	657	301	102%
Motion - Modifv Protective Order	MP	63	69	64	102%
Other	OT	3	7	5	167%
Protective Order – Stalking/Acts of Violence	PC	1	1	1	100%
Protective Order - Violation of Protective Order Conviction	PV	28	28	28	100%
Restricted Driver’s License	RL	1	1	1	100%
Remand Support	RS	43	43	43	100%
Show Cause	SC	681	1,622	686	101%
Restricted License - Support	SL	18	20	18	100%
Civil Support	VS	866	1,845	892	103%
Adult Total		3,013	8,616	3,126	103.8%
Juvenile					
Abuse or Nelect	AN	33	137	37	112%
Protective Order – Non Familv Abuse	AP	4	10	4	100%
Capias	CA	16	44	17	106%
Child in Need of Services	CS	9	44	19	211%
Custody Visitation	CV	1,917	4,207	1,925	100%
Delinquency Felonv	DF	231	1,066	229	99%
Delinquency Misdemeanor	DM	857	2,980	859	100%
Entrustment Agreement	ET	3	3	3	100%
Foster Care Review	FC	76	82	76	100%
Protective Order – Family Abuse	FP	1	1	1	100%
Initial Foster Care Review	IF	23	23	23	100%
Motion - Modifv Protective Order	MP	6	8	5	83%
Permanency Planning	PH	50	68	45	90%
Paternity	PT	16	25	15	94%
Remand Custody	RC	38	39	39	103%
Child at Risk of Abuse or Nelect	RI	0	4	1	0%
Remand Visitation	RV	36	37	37	103%
Show Cause	SC	40	85	38	95%
Status Offense	ST	36	84	38	106%
Traffic	T	532	814	516	97%
Termination of Parental Rihts	TP	23	79	23	100%
Truancy/Runaway (Child in Need of Supervision)	TR	37	167	29	78%
Juvenile Total		3,984	10,007	3,979	99.9%
Totals		6,997	18,623	7,105	101.5%



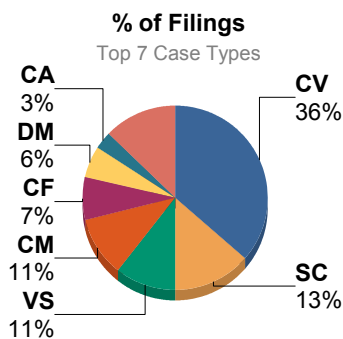
Top 7 Case Types

Case Type	Total Filings with %
Custody Visitation (CV)	1,917 27%
Civil Support (VS)	866 12%
Delinquency Misdemeanor (DM)	857 12%
Show Cause (SC)	721 10%
Criminal Misdemeanor (CM)	627 9%
Traffic (T)	532 8%
Protective Order – Family Abuse (FP)	297 4%
Others	1,180 17%
Total	6,997 100%

Commonwealth of Virginia
Caseload Statistics of the J&DR District Courts
 January 2015 thru December 2015

Louisa
 District: **16**
 Court ID: **216109**

	Filing Type	Filings	Hearings	Concluded	Clearance Rate
Adult					
Protective Order - Non Familv Abuse	AP	2	4	2	100%
Capias	CA	80	222	89	111%
Criminal Felonv	CF	184	380	187	102%
Criminal Misdemeanor	CM	262	803	300	115%
Protective Order – Familv Abuse	FP	71	151	74	104%
Motion - Modifv Protective Order	MP	9	12	9	100%
Other	OT	1	1	1	100%
Protective Order - Violation of Protective Order Conviction	PV	3	3	3	100%
Remand Support	RS	14	14	14	100%
Show Cause	SC	333	1,114	361	108%
Restricted License - Support	SL	14	17	13	93%
Civil Support	VS	265	672	284	107%
Adult Total		1,238	3,393	1,337	108.0%
Juvenile					
Abuse or Neglect	AN	21	52	15	71%
Capias	CA	1	8	1	100%
Relief of Custody	CR	1	2	1	100%
Child in Need of Services	CS	15	56	29	193%
Custody Visitation	CV	908	2,802	914	101%
Delinquency Felony	DF	30	142	37	123%
Delinquency Misdemeanor	DM	139	469	137	99%
Foster Care Review	FC	28	30	28	100%
Initial Foster Care Review	IF	11	13	11	100%
Non-Case	NC	1	4	1	100%
Permanency Planning	PH	7	10	7	100%
Paternity	PT	6	11	7	117%
Remand Custody	RC	11	11	11	100%
Child at Risk of Abuse or Neglect	RI	8	14	10	125%
Remand Visitation	RV	11	11	11	100%
Show Cause	SC	2	5	3	150%
Status Offense	ST	1	3	2	200%
Traffic	T	38	71	39	103%
Termination of Parental Rights	TP	6	6	6	100%
Truancy/Runaway (Child in Need of Supervision)	TR	6	37	10	167%
Juvenile Total		1,251	3,757	1,280	102.3%
Totals		2,489	7,150	2,617	105.1%

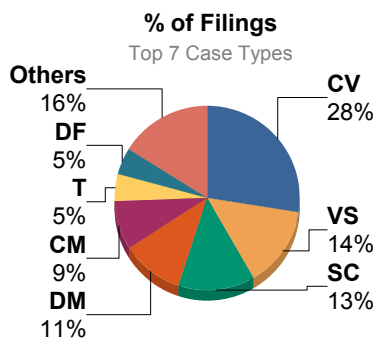


Case Type	Total Filings	%
Custody Visitation (CV)	908	36%
Show Cause (SC)	335	13%
Civil Support (VS)	265	11%
Criminal Misdemeanor (CM)	262	11%
Criminal Felony (CF)	184	7%
Delinquency Misdemeanor (DM)	139	6%
Capias (CA)	81	3%
Others	315	13%
Total	2,489	100%

Commonwealth of Virginia
Caseload Statistics of the J&DR District Courts
 January 2015 thru December 2015

Lunenburg
 District: **10**
 Court ID: **210111**

	Filing Type	Filings	Hearings	Concluded	Clearance Rate
Adult					
Capias	CA	28	70	35	125%
Criminal Felony	CF	17	34	13	76%
Criminal Misdemeanor	CM	75	224	80	107%
Protective Order – Family Abuse	FP	13	36	15	115%
Motion - Modify Protective Order	MP	1	1	1	100%
Non-Case	NC	1	1	1	100%
Protective Order - Violation of Protective Order Conviction	PV	1	1	1	100%
Remand Support	RS	2	2	2	100%
Show Cause	SC	115	322	133	116%
Restricted License - Support	SL	5	6	5	100%
Civil Support	VS	123	215	127	103%
Adult Total		381	912	413	108.4%
Juvenile					
Abuse or Neglect	AN	14	53	13	93%
Protective Order – Non Family Abuse	AP	1	2	1	100%
Child in Need of Services	CS	3	19	3	100%
Custody Visitation	CV	240	418	261	109%
Delinquency Felony	DF	40	115	34	85%
Delinquency Misdemeanor	DM	93	253	81	87%
Foster Care Review	FC	7	7	7	100%
Initial Foster Care Review	IF	8	8	8	100%
Juvenile Support	JS	1	5	0	0%
Motion - Modify Protective Order	MP	4	16	4	100%
Non-Case	NC	1	1	1	100%
Permanency Planning	PH	6	10	7	117%
Paternity	PT	11	24	11	100%
Child at Risk of Abuse or Neglect	RI	2	6	0	0%
Show Cause	SC	1	4	1	100%
Status Offense	ST	10	22	12	120%
Traffic	T	41	76	49	120%
Termination of Parental Rights	TP	0	4	2	0%
Truancy/Runaway (Child in Need of Supervision)	TR	5	43	7	140%
Juvenile Total		488	1,086	502	102.9%
Totals		869	1,998	915	105.3%



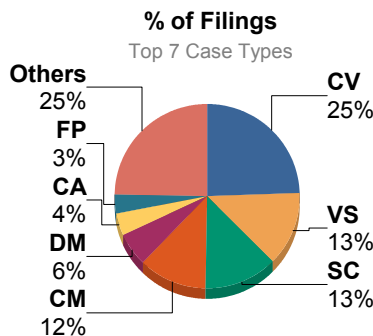
Top 7 Case Types

Case Type	Total Filings	%
Custody Visitation (CV)	240	28%
Civil Support (VS)	123	14%
Show Cause (SC)	116	13%
Delinquency Misdemeanor (DM)	93	11%
Criminal Misdemeanor (CM)	75	9%
Traffic (T)	41	5%
Delinquency Felony (DF)	40	5%
Others	141	16%
Total	869	100%

Commonwealth of Virginia
Caseload Statistics of the J&DR District Courts
 January 2015 thru December 2015

Lynchburg
 District: **24**
 Court ID: **224680**

	Filing Type	Filings	Hearings	Concluded	Clearance Rate
Adult					
Protective Order - Non Familv Abuse	AP	9	23	11	122%
Capias	CA	237	748	261	110%
Criminal Felonv	CF	169	533	183	108%
Criminal Misdemeanor	CM	717	2,021	743	104%
Protective Order – Familv Abuse	FP	190	470	190	100%
Motion - Modifv Protective Order	MP	47	62	49	104%
Non-Case	NC	1	1	1	100%
Other	OT	8	13	9	113%
Remand Support	RS	12	12	12	100%
Show Cause	SC	752	2,141	840	112%
Restricted License - Support	SL	20	24	18	90%
Civil Support	VS	776	1,308	756	97%
Adult Total		2,938	7,356	3,073	104.6%
Juvenile					
Abuse or Neglect	AN	133	470	124	93%
Protective Order – Non Familv Abuse	AP	8	32	13	163%
Capias	CA	1	2	1	100%
Relief of Custody	CR	3	8	3	100%
Child in Need of Services	CS	41	146	46	112%
Custody Visitation	CV	1,461	2,968	1,470	101%
Delinquencv Felonv	DF	109	407	93	85%
Delinquencv Misdemeanor	DM	349	1,215	382	109%
Entrustment Agreement	ET	49	65	48	98%
Foster Care Review	FC	112	117	113	101%
Initial Foster Care Review	IF	66	69	66	100%
Motion - Modifv Protective Order	MP	9	21	7	78%
Permanencv Planning	PH	189	214	187	99%
Paternity	PT	59	113	54	92%
Remand Custodv	RC	18	18	18	100%
Child at Risk of Abuse or Neglect	RI	10	42	14	140%
Remand Visitation	RV	18	18	18	100%
Status Offense	ST	9	56	28	311%
Traffic	T	123	183	122	99%
Termination of Parental Rights	TP	162	225	145	90%
Truancv/Runaway (Child in Need of Supervision)	TR	94	337	100	106%
Juvenile Total		3,023	6,726	3,052	101.0%
Totals		5,961	14,082	6,125	102.8%



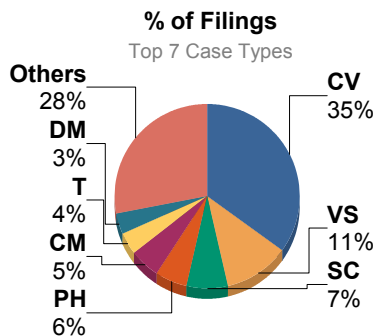
Top 7 Case Types

	Total Filings with %	
Custody Visitation (CV)	1,461	25%
Civil Support (VS)	776	13%
Show Cause (SC)	752	13%
Criminal Misdemeanor (CM)	717	12%
Delinquency Misdemeanor (DM)	349	6%
Capias (CA)	238	4%
Protective Order – Family Abuse (FP)	190	3%
Others	1,478	25%
Total	5,961	100%

Commonwealth of Virginia
Caseload Statistics of the J&DR District Courts
 January 2015 thru December 2015

Madison
 District: **16**
 Court ID: **216113**

	Filing Type	Filings	Hearings	Concluded	Clearance Rate
Adult					
Capias	CA	24	57	23	96%
Criminal Felony	CF	25	60	21	84%
Criminal Misdemeanor	CM	47	128	45	96%
Protective Order – Family Abuse	FP	22	50	23	105%
Motion - Modify Protective Order	MP	5	5	5	100%
Other	OT	21	56	29	138%
Protective Order - Violation of Protective Order Conviction	PV	2	2	2	100%
Remand Support	RS	3	3	3	100%
Show Cause	SC	62	286	63	102%
Restricted License - Support	SL	2	2	2	100%
Civil Support	VS	98	175	95	97%
Adult Total		311	824	311	100.0%
Juvenile					
Abuse or Neglect	AN	13	28	8	62%
Capias	CA	1	3	1	100%
Relief of Custody	CR	2	5	3	150%
Child in Need of Services	CS	27	84	21	78%
Custody Visitation	CV	303	790	312	103%
Delinquency Felony	DF	2	11	5	250%
Delinquency Misdemeanor	DM	30	88	39	130%
Entrustment Agreement	ET	2	4	2	100%
Foster Care Review	FC	19	21	19	100%
Protective Order – Family Abuse	FP	2	6	2	100%
Initial Foster Care Review	IF	10	10	10	100%
Motion - Modify Protective Order	MP	2	3	2	100%
Permanency Planning	PH	48	50	48	100%
Paternity	PT	1	4	2	200%
Remand Custody	RC	8	8	8	100%
Child at Risk of Abuse or Neglect	RI	6	12	6	100%
Remand Visitation	RV	8	8	8	100%
Show Cause	SC	1	1	0	0%
Status Offense	ST	17	31	18	106%
Traffic	T	34	56	37	109%
Termination of Parental Rights	TP	9	19	9	100%
Truancy/Runaway (Child in Need of Supervision)	TR	11	29	9	82%
Juvenile Total		556	1,271	569	102.3%
Totals		867	2,095	880	101.5%



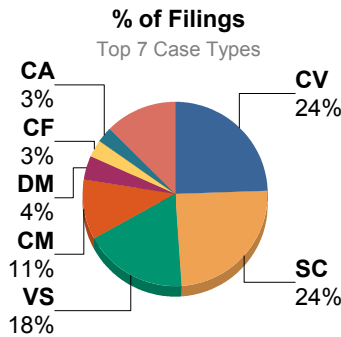
Top 7 Case Types

	Total Filings with %	
Custody Visitation (CV)	303	35%
Civil Support (VS)	98	11%
Show Cause (SC)	63	7%
Permanency Planning (PH)	48	6%
Criminal Misdemeanor (CM)	47	5%
Traffic (T)	34	4%
Delinquency Misdemeanor (DM)	30	3%
Others	244	28%
Total	867	100%

Commonwealth of Virginia
Caseload Statistics of the J&DR District Courts
 January 2015 thru December 2015

Martinsville
 District: **21**
 Court ID: **221690**

	Filing Type	Filings	Hearings	Concluded	Clearance Rate
Adult					
Capias	CA	52	143	72	138%
Criminal Felony	CF	54	202	55	102%
Criminal Misdemeanor	CM	189	458	172	91%
Protective Order – Family Abuse	FP	48	87	44	92%
Motion - Modify Protective Order	MP	5	5	5	100%
Show Cause	SC	437	1,219	431	99%
Restricted License - Support	SL	14	17	14	100%
Civil Support	VS	328	549	335	102%
Adult Total		1,127	2,680	1,128	100.1%
Juvenile					
Abuse or Neglect	AN	41	165	47	115%
Relief of Custody	CR	1	1	1	100%
Child in Need of Services	CS	1	2	1	100%
Custody Visitation	CV	439	754	437	100%
Delinquency Felony	DF	18	66	19	106%
Delinquency Misdemeanor	DM	72	237	64	89%
Foster Care Review	FC	4	5	4	100%
Initial Foster Care Review	IF	5	6	5	100%
Motion - Modify Protective Order	MP	1	1	1	100%
Non-Case	NC	46	49	46	100%
Permanency Planning	PH	1	1	1	100%
Paternity	PT	7	15	8	114%
Show Cause	SC	0	1	1	0%
Status Offense	ST	5	32	11	220%
Traffic	T	22	58	32	145%
Termination of Parental Rights	TP	0	2	2	0%
Truancy/Runaway (Child in Need of Supervision)	TR	5	9	3	60%
Juvenile Total		668	1,404	683	102.2%
Totals		1,795	4,084	1,811	100.9%



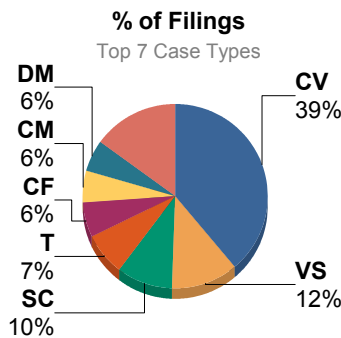
Top 7 Case Types

	Total Filings with %	
Custody Visitation (CV)	439	24%
Show Cause (SC)	437	24%
Civil Support (VS)	328	18%
Criminal Misdemeanor (CM)	189	11%
Delinquency Misdemeanor (DM)	72	4%
Criminal Felony (CF)	54	3%
Capias (CA)	52	3%
Others	224	12%
Total	1,795	100%

Commonwealth of Virginia
Caseload Statistics of the J&DR District Courts
 January 2015 thru December 2015

Mathews
 District: **9**
 Court ID: **209115**

	Filing Type	Filings	Hearings	Concluded	Clearance Rate
Adult					
Protective Order - Non Familv Abuse	AP	1	2	1	100%
Capias	CA	7	23	13	186%
Criminal Felonv	CF	23	61	25	109%
Criminal Misdemeanor	CM	21	49	31	148%
Protective Order – Familv Abuse	FP	8	15	8	100%
Motion - Modifv Protective Order	MP	2	2	2	100%
Other	OT	2	3	2	100%
Remand Support	RS	3	3	3	100%
Show Cause	SC	34	116	39	115%
Restricted License - Support	SL	1	26	3	300%
Civil Support	VS	44	60	45	102%
Adult Total		146	360	172	117.8%
Juvenile					
Abuse or Neadlect	AN	2	7	2	100%
Capias	CA	1	1	1	100%
Child in Need of Services	CS	2	14	4	200%
Custody Visitation	CV	145	246	156	108%
Delinquency Felonv	DF	2	9	3	150%
Delinquency Misdemeanor	DM	21	61	19	90%
Entrustment Agreement	ET	4	4	4	100%
Foster Care Review	FC	4	4	4	100%
Initial Foster Care Review	IF	3	3	3	100%
Paternity	PT	1	2	1	100%
Remand Custody	RC	4	4	4	100%
Remand Visitation	RV	4	4	4	100%
Show Cause	SC	2	6	4	200%
Status Offense	ST	2	4	3	150%
Traffic	T	28	54	27	96%
Termination of Parental Rihts	TP	2	2	2	100%
Truancy/Runaway (Child in Need of Supervision)	TR	1	6	1	100%
Juvenile Total		228	431	242	106.1%
Totals		374	791	414	110.7%



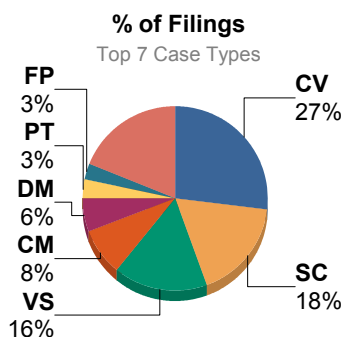
Top 7 Case Types

	Total Filings with %	
Custody Visitation (CV)	145	39%
Civil Support (VS)	44	12%
Show Cause (SC)	36	10%
Traffic (T)	28	7%
Criminal Felony (CF)	23	6%
Criminal Misdemeanor (CM)	21	6%
Delinquency Misdemeanor (DM)	21	6%
Others	56	15%
Total	374	100%

Commonwealth of Virginia
Caseload Statistics of the J&DR District Courts
 January 2015 thru December 2015

Mecklenburg
 District: **10**
 Court ID: **210117**

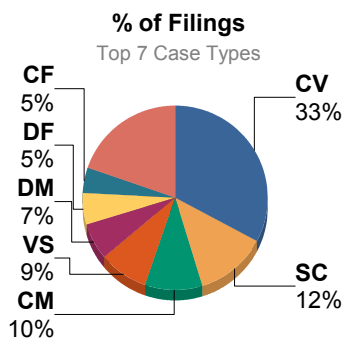
	Filing Type	Filings	Hearings	Concluded	Clearance Rate
Adult					
Protective Order - Non Family Abuse	AP	7	14	7	100%
Capias	CA	62	161	73	118%
Criminal Felony	CF	35	91	36	103%
Criminal Misdemeanor	CM	207	577	217	105%
Protective Order – Family Abuse	FP	71	168	71	100%
Motion - Modify Protective Order	MP	14	21	14	100%
Non-Case	NC	0	2	0	0%
Other	OT	2	2	2	100%
Protective Order – Stalking/Acts of Violence	PC	1	1	1	100%
Protective Order - Violation of Protective Order Conviction	PV	3	3	3	100%
Remand Support	RS	8	8	8	100%
Show Cause	SC	435	1,302	469	108%
Restricted License - Support	SL	9	13	10	111%
Civil Support	VS	405	763	431	106%
Adult Total		1,259	3,126	1,342	106.6%
Juvenile					
Abuse or Neglect	AN	35	138	32	91%
Protective Order – Non Family Abuse	AP	1	3	1	100%
Relief of Custody	CR	2	10	3	150%
Child in Need of Services	CS	12	75	17	142%
Custody Visitation	CV	665	1,335	661	99%
Delinquency Felony	DF	35	197	34	97%
Delinquency Misdemeanor	DM	143	549	121	85%
Foster Care Review	FC	11	11	11	100%
Protective Order – Family Abuse	FP	1	1	1	100%
Initial Foster Care Review	IF	12	14	12	100%
Motion - Modify Protective Order	MP	28	47	22	79%
Permanency Planning	PH	24	26	23	96%
Paternity	PT	83	119	83	100%
Protective Order - Violation of Protective Order Conviction	PV	1	1	1	100%
Remand Custody	RC	12	12	12	100%
Child at Risk of Abuse or Neglect	RI	61	221	50	82%
Remand Visitation	RV	11	11	11	100%
Show Cause	SC	2	9	2	100%
Status Offense	ST	10	45	15	150%
Traffic	T	61	105	55	90%
Termination of Parental Rights	TP	5	8	4	80%
Truancy/Runaway (Child in Need of Supervision)	TR	5	29	6	120%
Juvenile Total		1,220	2,966	1,177	96.5%
Totals		2,479	6,092	2,519	101.6%



Top 7 Case Types

Case Type	Total Filings with %
Custody Visitation (CV)	665 27%
Show Cause (SC)	437 18%
Civil Support (VS)	405 16%
Criminal Misdemeanor (CM)	207 8%
Delinquency Misdemeanor (DM)	143 6%
Paternity (PT)	83 3%
Protective Order – Family Abuse (FP)	72 3%
Others	467 19%
Total	2,479 100%

	Filing Type	Filings	Hearings	Concluded	Clearance Rate
Adult					
Protective Order - Non Familv Abuse	AP	2	2	0	0%
Capias	CA	14	25	14	100%
Criminal Felonv	CF	28	51	19	68%
Criminal Misdemeanor	CM	62	170	53	85%
Protective Order – Familv Abuse	FP	17	36	17	100%
Motion - Modifv Protective Order	MP	6	6	6	100%
Non-Case	NC	1	2	1	100%
Other	OT	3	3	3	100%
Protective Order - Violation of Protective Order Conviction	PV	2	2	2	100%
Remand Support	RS	6	6	6	100%
Show Cause	SC	71	235	75	106%
Restricted License - Support	SL	2	25	2	100%
Civil Support	VS	53	88	54	102%
Adult Total		267	651	252	94.4%
Juvenile					
Abuse or Nealect	AN	7	20	7	100%
Protective Order – Non Familv Abuse	AP	3	13	3	100%
Child in Need of Services	CS	1	2	2	200%
Custody Visitation	CV	202	372	218	108%
Delinquency Felonv	DF	33	121	17	52%
Delinquency Misdemeanor	DM	41	167	51	124%
Entrustment Agreement	ET	2	2	2	100%
Foster Care Review	FC	7	9	7	100%
Initial Foster Care Review	IF	4	4	4	100%
Motion - Modifv Protective Order	MP	3	3	3	100%
Permanency Plannina	PH	8	9	8	100%
Paternity	PT	0	1	1	0%
Remand Custody	RC	8	8	8	100%
Remand Visitation	RV	8	8	8	100%
Show Cause	SC	6	16	8	133%
Status Offense	ST	3	12	4	133%
Traffic	T	11	24	14	127%
Termination of Parental Rights	TP	4	4	4	100%
Truancy/Runaway (Child in Need of Supervision)	TR	0	3	3	0%
Juvenile Total		351	798	372	106.0%
Totals		618	1,449	624	101.0%

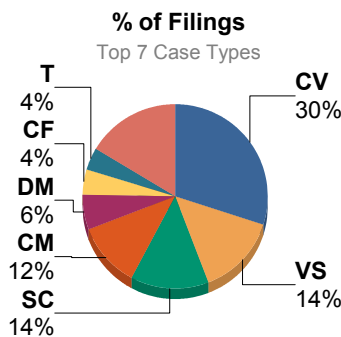


Case Type	Total Filings	%
Custody Visitation (CV)	202	33%
Show Cause (SC)	77	12%
Criminal Misdemeanor (CM)	62	10%
Civil Support (VS)	53	9%
Delinquency Misdemeanor (DM)	41	7%
Delinquency Felonv (DF)	33	5%
Criminal Felonv (CF)	28	5%
Others	122	20%
Total	618	100%

Commonwealth of Virginia
Caseload Statistics of the J&DR District Courts
 January 2015 thru December 2015

Montgomery
 District: 27
 Court ID: 227121

	Filing Type	Filings	Hearings	Concluded	Clearance Rate
Adult					
Protective Order - Non Family Abuse	AP	2	5	2	100%
Capias	CA	65	194	69	106%
Criminal Felony	CF	166	571	163	98%
Criminal Misdemeanor	CM	437	1,360	456	104%
Protective Order – Family Abuse	FP	113	254	112	99%
Motion - Modify Protective Order	MP	20	28	20	100%
Non-Case	NC	11	13	11	100%
Other	OT	19	33	12	63%
Protective Order - Violation of Protective Order Conviction	PV	13	13	13	100%
Restricted Driver's License	RL	1	1	1	100%
Remand Support	RS	41	41	41	100%
Show Cause	SC	490	1,434	515	105%
Restricted License - Support	SL	8	10	9	113%
Civil Support	VS	538	990	554	103%
Adult Total		1,924	4,947	1,978	102.8%
Juvenile					
Abuse or Neglect	AN	35	130	39	111%
Protective Order – Non Family Abuse	AP	4	9	4	100%
Child in Need of Services	CS	5	11	6	120%
Custody Visitation	CV	1,130	2,337	1,148	102%
Delinquency Felony	DF	44	192	37	84%
Delinquency Misdemeanor	DM	232	681	203	88%
Emancipation	EP	1	1	1	100%
Foster Care Review	FC	18	20	16	89%
Initial Foster Care Review	IF	22	22	20	91%
Juvenile Support	JS	1	2	1	100%
Motion - Modify Protective Order	MP	4	7	1	25%
Non-Case	NC	6	6	6	100%
Permanency Planning	PH	15	16	16	107%
Paternity	PT	8	22	7	88%
Remand Custody	RC	77	77	77	100%
Child at Risk of Abuse or Neglect	RI	2	4	2	100%
Remand Visitation	RV	38	38	38	100%
Show Cause	SC	26	97	36	138%
Status Offense	ST	11	24	16	145%
Traffic	T	149	224	144	97%
Termination of Parental Rights	TP	6	36	12	200%
Truancy/Runaway (Child in Need of Supervision)	TR	25	130	23	92%
Juvenile Total		1,859	4,086	1,853	99.7%
Totals		3,783	9,033	3,831	101.3%



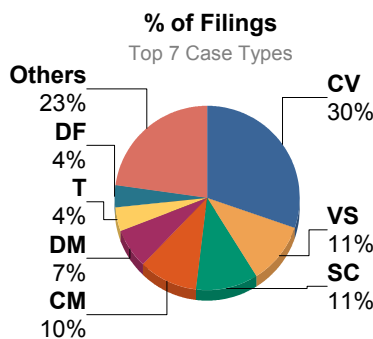
Top 7 Case Types

Case Type	Total Filings with %
Custody Visitation (CV)	1,130 30%
Civil Support (VS)	538 14%
Show Cause (SC)	516 14%
Criminal Misdemeanor (CM)	437 12%
Delinquency Misdemeanor (DM)	232 6%
Criminal Felony (CF)	166 4%
Traffic (T)	149 4%
Others	615 16%
Total	3,783 100%

Commonwealth of Virginia
Caseload Statistics of the J&DR District Courts
 January 2015 thru December 2015

Nelson
 District: **24**
 Court ID: **224125**

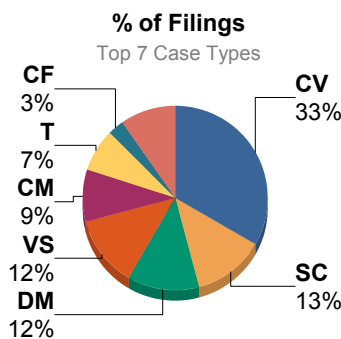
	Filing Type	Filings	Hearings	Concluded	Clearance Rate
Adult					
Protective Order - Non Familv Abuse	AP	1	4	2	200%
Capias	CA	19	59	24	126%
Criminal Felonv	CF	20	66	32	160%
Criminal Misdemeanor	CM	92	268	95	103%
Protective Order – Familv Abuse	FP	28	69	24	86%
Motion - Modifv Protective Order	MP	9	10	9	100%
Non-Case	NC	12	15	8	67%
Protective Order - Violation of Protective Order Conviction	PV	2	2	2	100%
Remand Support	RS	8	8	8	100%
Show Cause	SC	97	312	102	105%
Restricted License - Support	SL	2	2	2	100%
Civil Support	VS	98	156	90	92%
Adult Total		388	971	398	102.6%
Juvenile					
Abuse or Nealect	AN	26	72	11	42%
Relief of Custodv	CR	3	3	1	33%
Child in Need of Services	CS	3	12	5	167%
Custodv Visitation	CV	271	509	282	104%
Delinquencv Felonv	DF	36	137	8	22%
Delinquencv Misdemeanor	DM	62	192	39	63%
Entrustment Aareement	ET	3	5	3	100%
Foster Care Review	FC	5	5	5	100%
Initial Foster Care Review	IF	5	5	5	100%
Motion - Modifv Protective Order	MP	0	2	2	0%
Permanencv Planning	PH	4	4	4	100%
Paternitv	PT	5	7	5	100%
Remand Custodv	RC	13	13	13	100%
Remand Visitation	RV	13	13	13	100%
Status Offense	ST	4	12	4	100%
Traffic	T	37	50	42	114%
Termination of Parental Rihts	TP	1	4	1	100%
Truancv/Runaway (Child in Need of Supervision)	TR	17	67	25	147%
Juvenile Total		508	1,112	468	92.1%
Totals		896	2,083	866	96.7%



Top 7 Case Types

	Total Filings with %	
Custody Visitation (CV)	271	30%
Civil Support (VS)	98	11%
Show Cause (SC)	97	11%
Criminal Misdemeanor (CM)	92	10%
Delinquency Misdemeanor (DM)	62	7%
Traffic (T)	37	4%
Delinquency Felony (DF)	36	4%
Others	203	23%
Total	896	100%

	Filing Type	Filings	Hearings	Concluded	Clearance Rate
Adult					
Protective Order - Non Familv Abuse	AP	4	12	4	100%
Capias	CA	9	38	10	111%
Criminal Felonv	CF	23	62	21	91%
Criminal Misdemeanor	CM	73	245	82	112%
Protective Order – Familv Abuse	FP	19	39	22	116%
Motion - Modifv Protective Order	MP	1	1	1	100%
Non-Case	NC	3	4	3	100%
Protective Order - Violation of Protective Order Conviction	PV	1	1	1	100%
Show Cause	SC	84	273	91	108%
Restricted License - Support	SL	2	8	4	200%
Civil Support	VS	98	213	106	108%
Adult Total		317	896	345	108.8%
Juvenile					
Abuse or Neadlect	AN	1	13	6	600%
Capias	CA	2	4	2	100%
Relief of Custodv	CR	1	1	1	100%
Child in Need of Services	CS	2	7	1	50%
Custody Visitation	CV	265	700	298	112%
Delinquencv Felonv	DF	9	31	9	100%
Delinquencv Misdemeanor	DM	98	333	115	117%
Foster Care Review	FC	4	4	4	100%
Motion - Modifv Protective Order	MP	1	2	1	100%
Non-Case	NC	2	2	2	100%
Permanencv Plannina	PH	0	1	0	0%
Paternity	PT	1	7	3	300%
Remand Custodv	RC	2	2	2	100%
Child at Risk of Abuse or Neadlect	RI	0	2	2	0%
Remand Visitation	RV	4	4	4	100%
Show Cause	SC	15	41	15	100%
Status Offense	ST	8	23	7	88%
Traffic	T	59	145	78	132%
Truancv/Runaway (Child in Need of Supervision)	TR	1	2	0	0%
Juvenile Total		475	1,324	550	115.8%
Totals		792	2,220	895	113.0%



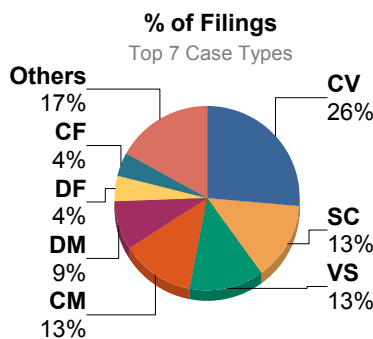
Top 7 Case Types

	Total Filings with %	
Custody Visitation (CV)	265	33%
Show Cause (SC)	99	13%
Civil Support (VS)	98	12%
Delinquency Misdemeanor (DM)	98	12%
Criminal Misdemeanor (CM)	73	9%
Traffic (T)	59	7%
Criminal Felony (CF)	23	3%
Others	77	10%
Total	792	100%

Commonwealth of Virginia
Caseload Statistics of the J&DR District Courts
 January 2015 thru December 2015

Newport News
 District: 7
 Court ID: 207700

	Filing Type	Filings	Hearings	Concluded	Clearance Rate
Adult					
Protective Order - Non Family Abuse	AP	14	27	12	86%
Bond Forfeiture Show Cause	BF	0	4	1	0%
Capias	CA	490	1,611	617	126%
Criminal Felony	CF	538	2,058	559	104%
Criminal Misdemeanor	CM	1,674	5,555	1,780	106%
Protective Order – Family Abuse	FP	420	886	425	101%
Motion - Modify Protective Order	MP	39	48	39	100%
Other	OT	14	22	16	114%
Protective Order – Stalking/Acts of Violence	PC	1	1	1	100%
Protective Order - Violation of Protective Order Conviction	PV	18	18	18	100%
Remand Support	RS	40	40	40	100%
Show Cause	SC	1,659	4,668	1,822	110%
Restricted License - Support	SL	44	52	45	102%
Civil Support	VS	1,698	2,910	1,734	102%
Adult Total		6,649	17,900	7,109	106.9%
Juvenile					
Abuse or Neglect	AN	55	243	69	125%
Protective Order – Non Family Abuse	AP	28	51	23	82%
Relief of Custody	CR	4	12	3	75%
Child in Need of Services	CS	28	126	23	82%
Custody Visitation	CV	3,432	6,724	3,320	97%
Delinquency Felony	DF	548	3,250	561	102%
Delinquency Misdemeanor	DM	1,126	5,306	1,155	103%
Emancipation	EP	1	2	1	100%
Entrustment Agreement	ET	1	2	1	100%
Foster Care Review	FC	106	176	131	124%
Protective Order – Family Abuse	FP	5	8	4	80%
Initial Foster Care Review	IF	54	74	62	115%
Juvenile Support	JS	1	1	1	100%
Motion - Modify Protective Order	MP	1	1	0	0%
Non-Case	NC	2	2	2	100%
Permanency Planning	PH	112	169	121	108%
Paternity	PT	72	174	80	111%
Remand Custody	RC	45	45	45	100%
Remand Visitation	RV	2	2	2	100%
Show Cause	SC	80	155	78	98%
Status Offense	ST	111	267	91	82%
Traffic	T	223	387	221	99%
Termination of Parental Rights	TP	74	168	45	61%
Truancy/Runaway (Child in Need of Supervision)	TR	208	323	196	94%
Juvenile Total		6,319	17,668	6,235	98.7%
Totals		12,968	35,568	13,344	102.9%



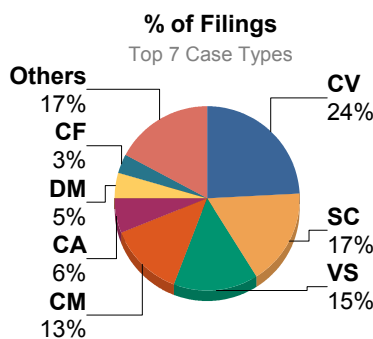
Top 7 Case Types

Case Type	Total Filings with %
Custody Visitation (CV)	3,432 26%
Show Cause (SC)	1,739 13%
Civil Support (VS)	1,698 13%
Criminal Misdemeanor (CM)	1,674 13%
Delinquency Misdemeanor (DM)	1,126 9%
Delinquency Felony (DF)	548 4%
Criminal Felony (CF)	538 4%
Others	2,213 17%
Total	12,968 100%

Commonwealth of Virginia
Caseload Statistics of the J&DR District Courts
 January 2015 thru December 2015

Norfolk
 District: **4**
 Court ID: **204710**

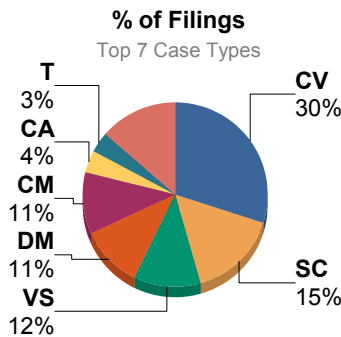
	Filing Type	Filings	Hearings	Concluded	Clearance Rate
Adult					
Protective Order - Non Familv Abuse	AP	27	64	30	111%
Bond Forfeiture Show Cause	BF	4	15	6	150%
Capias	CA	1,083	4,438	1,521	140%
Criminal Felonv	CF	594	2,462	617	104%
Criminal Misdemeanor	CM	2,420	8,052	2,375	98%
Protective Order – Familv Abuse	FP	372	804	367	99%
Motion - Modifv Protective Order	MP	19	21	20	105%
Non-Case	NC	32	74	31	97%
Other	OT	156	226	153	98%
Protective Order – Stalking/Acts of Violence	PC	2	2	2	100%
Violation - Familv Abuse Protective Order	PS	1	1	1	100%
Protective Order - Violation of Protective Order Conviction	PV	1	1	1	100%
Remand Support	RS	62	62	62	100%
Show Cause	SC	2,949	8,377	3,223	109%
Civil Support	VS	2,689	5,030	2,705	101%
Adult Total		10,411	29,629	11,114	106.8%
Juvenile					
Abuse or Nealect	AN	288	1,193	265	92%
Protective Order – Non Familv Abuse	AP	17	49	20	118%
Capias	CA	10	58	10	100%
Relief of Custodv	CR	9	24	12	133%
Child in Need of Services	CS	7	11	7	100%
Custody Visitation	CV	4,428	9,575	4,199	95%
Delinquencv Felonv	DF	557	2,826	610	110%
Delinquencv Misdemeanor	DM	840	3,606	934	111%
Emancipation	EP	1	2	1	100%
Entrustment Aareement	ET	0	1	1	0%
Foster Care Review	FC	206	256	209	101%
Protective Order – Familv Abuse	FP	1	4	1	100%
Initial Foster Care Review	IF	71	88	72	101%
Juvenile Support	JS	7	19	8	114%
Motion - Modifv Protective Order	MP	17	29	15	88%
Non-Case	NC	189	202	188	99%
Permanencv Planning	PH	190	262	182	96%
Paternity	PT	97	191	107	110%
Remand Custodv	RC	80	80	80	100%
Child at Risk of Abuse or Nealect	RI	6	38	11	183%
Remand Visitation	RV	78	78	78	100%
Show Cause	SC	138	352	149	108%
Status Offense	ST	292	752	309	106%
Traffic	T	228	493	243	107%
Termination of Parental Rights	TP	109	349	124	114%
Truancv/Runaway (Child in Need of Supervision)	TR	27	59	28	104%
Juvenile Total		7,893	20,597	7,863	99.6%
Totals		18,304	50,226	18,977	103.7%



Top 7 Case Types

Case Type	Total Filings with %
Custody Visitation (CV)	4,428 24%
Show Cause (SC)	3,087 17%
Civil Support (VS)	2,689 15%
Criminal Misdemeanor (CM)	2,420 13%
Capias (CA)	1,093 6%
Delinquency Misdemeanor (DM)	840 5%
Criminal Felony (CF)	594 3%
Others	3,153 17%
Total	18,304 100%

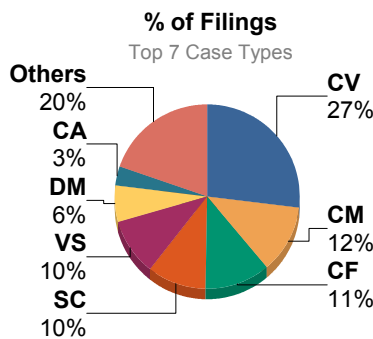
	Filing Type	Filings	Hearings	Concluded	Clearance Rate
Adult					
Capias	CA	38	53	41	108%
Criminal Felony	CF	27	86	23	85%
Criminal Misdemeanor	CM	99	306	104	105%
Protective Order – Family Abuse	FP	25	46	24	96%
Motion - Modify Protective Order	MP	2	3	2	100%
Other	OT	11	11	11	100%
Protective Order - Violation of Protective Order Conviction	PV	1	1	1	100%
Remand Support	RS	7	7	7	100%
Show Cause	SC	143	343	146	102%
Civil Support	VS	108	159	110	102%
Adult Total		461	1,015	469	101.7%
Juvenile					
Child in Need of Services	CS	1	1	1	100%
Custody Visitation	CV	278	469	245	88%
Delinquency Felony	DF	25	79	35	140%
Delinquency Misdemeanor	DM	100	322	112	112%
Foster Care Review	FC	2	2	2	100%
Protective Order – Family Abuse	FP	2	4	2	100%
Initial Foster Care Review	IF	1	1	1	100%
Permanency Planning	PH	1	2	1	100%
Paternity	PT	3	9	3	100%
Remand Custody	RC	4	4	4	100%
Remand Visitation	RV	4	4	4	100%
Status Offense	ST	9	17	11	122%
Traffic	T	31	40	32	103%
Truancy/Runaway (Child in Need of Supervision)	TR	2	3	2	100%
Juvenile Total		463	957	455	98.3%
Totals		924	1,972	924	100.0%



Top 7 Case Types

Case Type	Total Filings	with %
Custody Visitation (CV)	278	30%
Show Cause (SC)	143	15%
Civil Support (VS)	108	12%
Delinquency Misdemeanor (DM)	100	11%
Criminal Misdemeanor (CM)	99	11%
Capias (CA)	38	4%
Traffic (T)	31	3%
Others	127	14%
Total	924	100%

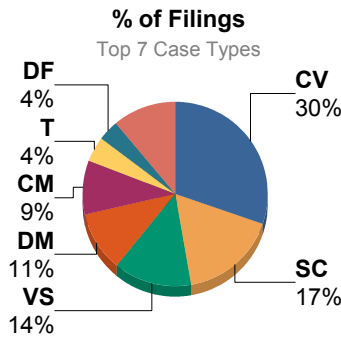
	Filing Type	Filings	Hearings	Concluded	Clearance Rate
Adult					
Protective Order - Non Familv Abuse	AP	2	3	1	50%
Bond Forfeiture Show Cause	BF	0	2	1	0%
Capias	CA	28	111	29	104%
Criminal Felonv	CF	96	139	75	78%
Criminal Misdemeanor	CM	100	210	103	103%
Protective Order – Familv Abuse	FP	13	28	11	85%
Motion - Modifv Protective Order	MP	1	1	1	100%
Other	OT	1	1	1	100%
Remand Support	RS	11	11	11	100%
Show Cause	SC	81	416	86	106%
Restricted License - Support	SL	3	20	5	167%
Civil Support	VS	84	156	91	108%
Adult Total		420	1,098	415	98.8%
Juvenile					
Abuse or Neglect	AN	4	8	4	100%
Protective Order – Non Familv Abuse	AP	4	12	4	100%
Relief of Custody	CR	1	1	1	100%
Child in Need of Services	CS	8	71	13	163%
Custodv Visitation	CV	228	538	271	119%
Delinquencv Felonv	DF	11	68	16	145%
Delinquencv Misdemeanor	DM	53	143	42	79%
Foster Care Review	FC	4	4	4	100%
Non-Case	NC	2	2	2	100%
Permanencv Planning	PH	16	16	16	100%
Remand Custodv	RC	19	19	19	100%
Remand Visitation	RV	16	16	16	100%
Show Cause	SC	6	29	8	133%
Status Offense	ST	4	7	5	125%
Traffic	T	28	42	24	86%
Termination of Parental Rights	TP	18	24	18	100%
Truancv/Runaway (Child in Need of Supervision)	TR	0	10	2	0%
Juvenile Total		422	1,010	465	110.2%
Totals		842	2,108	880	104.5%



Top 7 Case Types

	Total Filings with %	
Custody Visitation (CV)	228	27%
Criminal Misdemeanor (CM)	100	12%
Criminal Felony (CF)	96	11%
Show Cause (SC)	87	10%
Civil Support (VS)	84	10%
Delinquency Misdemeanor (DM)	53	6%
Capias (CA)	28	3%
Others	166	20%
Total	842	100%

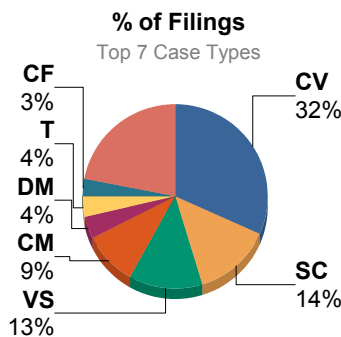
	Filing Type	Filings	Hearings	Concluded	Clearance Rate
Adult					
Capias	CA	33	91	47	142%
Criminal Felony	CF	33	88	32	97%
Criminal Misdemeanor	CM	113	352	113	100%
Protective Order – Family Abuse	FP	17	35	20	118%
Other	OT	6	8	6	100%
Remand Support	RS	1	1	1	100%
Show Cause	SC	151	389	156	103%
Restricted License - Support	SL	2	3	2	100%
Civil Support	VS	161	339	161	100%
Adult Total		517	1,306	538	104.1%
Juvenile					
Abuse or Neglect	AN	4	12	4	100%
Child in Need of Services	CS	2	7	4	200%
Custody Visitation	CV	362	913	390	108%
Delinquency Felony	DF	45	197	85	189%
Delinquency Misdemeanor	DM	127	314	129	102%
Foster Care Review	FC	2	2	2	100%
Protective Order – Family Abuse	FP	1	1	1	100%
Non-Case	NC	2	2	2	100%
Permanency Planning	PH	3	3	3	100%
Paternity	PT	2	4	1	50%
Remand Custody	RC	3	3	3	100%
Child at Risk of Abuse or Neglect	RI	1	2	0	0%
Show Cause	SC	50	112	53	106%
Status Offense	ST	5	9	6	120%
Traffic	T	51	92	56	110%
Truancy/Runaway (Child in Need of Supervision)	TR	14	32	14	100%
Juvenile Total		674	1,705	753	111.7%
Totals		1,191	3,011	1,291	108.4%



Top 7 Case Types

	Total Filings with %	
Custody Visitation (CV)	362	30%
Show Cause (SC)	201	17%
Civil Support (VS)	161	14%
Delinquency Misdemeanor (DM)	127	11%
Criminal Misdemeanor (CM)	113	9%
Traffic (T)	51	4%
Delinquency Felony (DF)	45	4%
Others	131	11%
Total	1,191	100%

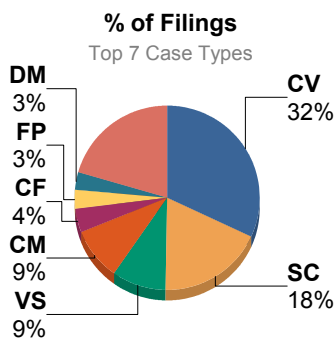
	Filing Type	Filings	Hearings	Concluded	Clearance Rate
Adult					
Protective Order - Non Familv Abuse	AP	15	32	14	93%
Bond Forfeiture Show Cause	BF	2	6	2	100%
Capias	CA	73	225	88	121%
Criminal Felonv	CF	82	185	72	88%
Criminal Misdemeanor	CM	236	638	229	97%
Protective Order – Familv Abuse	FP	73	138	72	99%
Motion - Modifv Protective Order	MP	20	23	18	90%
Non-Case	NC	1	1	1	100%
Other	OT	66	66	66	100%
Protective Order - Violation of Protective Order Conviction	PV	9	9	9	100%
Remand Support	RS	4	4	4	100%
Show Cause	SC	337	999	382	113%
Restricted License - Support	SL	11	13	12	109%
Civil Support	VS	320	705	334	104%
Adult Total		1,249	3,044	1,303	104.3%
Juvenile					
Abuse or Nealect	AN	59	235	55	93%
Protective Order – Non Familv Abuse	AP	7	26	8	114%
Child in Need of Services	CS	28	73	25	89%
Custody Visitation	CV	798	2,498	766	96%
Delinquencv Felonv	DF	35	158	32	91%
Delinquencv Misdemeanor	DM	96	323	106	110%
Entrustment Agreement	ET	1	1	1	100%
Foster Care Review	FC	19	32	21	111%
Protective Order – Familv Abuse	FP	1	2	1	100%
Initial Foster Care Review	IF	9	13	9	100%
Non-Case	NC	1	1	1	100%
Protective Order – Stalking/Acts of Violence	PC	2	6	2	100%
Permanencv Plannina	PH	23	36	18	78%
Paternity	PT	7	22	10	143%
Remand Custody	RC	8	8	8	100%
Child at Risk of Abuse or Nealect	RI	1	1	1	100%
Remand Visitation	RV	8	8	8	100%
Show Cause	SC	2	4	3	150%
Status Offense	ST	32	52	40	125%
Traffic	T	90	139	89	99%
Termination of Parental Rihts	TP	4	28	1	25%
Truancv/Runaway (Child in Need of Supervision)	TR	30	79	27	90%
Juvenile Total		1,261	3,745	1,232	97.7%
Totals		2,510	6,789	2,535	101.0%



Top 7 Case Types

Case Type	Total Filings	%
Custody Visitation (CV)	798	32%
Show Cause (SC)	339	14%
Civil Support (VS)	320	13%
Criminal Misdemeanor (CM)	236	9%
Delinquency Misdemeanor (DM)	96	4%
Traffic (T)	90	4%
Criminal Felony (CF)	82	3%
Others	549	22%
Total	2,510	100%

	Filing Type	Filings	Hearings	Concluded	Clearance Rate
Adult					
Protective Order - Non Familv Abuse	AP	17	46	13	76%
Capias	CA	46	160	69	150%
Criminal Felonv	CF	87	298	78	90%
Criminal Misdemeanor	CM	183	495	181	99%
Protective Order – Familv Abuse	FP	66	137	68	103%
Motion - Modifv Protective Order	MP	13	15	13	100%
Non-Case	NC	4	5	4	100%
Other	OT	23	27	26	113%
Remand Support	RS	8	8	8	100%
Show Cause	SC	314	767	358	114%
Restricted License - Support	SL	3	3	3	100%
Civil Support	VS	192	385	192	100%
Adult Total		956	2,346	1,013	106.0%
Juvenile					
Abuse or Neglect	AN	13	57	8	62%
Protective Order – Non Familv Abuse	AP	4	10	5	125%
Child in Need of Services	CS	3	3	3	100%
Custody Visitation	CV	654	1,613	601	92%
Delinquency Felonv	DF	11	53	18	164%
Delinquency Misdemeanor	DM	63	146	64	102%
Entrustment Agreement	ET	2	2	2	100%
Foster Care Review	FC	12	12	12	100%
Initial Foster Care Review	IF	12	14	12	100%
Non-Case	NC	18	23	18	100%
Permanency Planning	PH	8	8	8	100%
Paternity	PT	13	23	9	69%
Remand Custody	RC	35	35	35	100%
Child at Risk of Abuse or Neglect	RI	4	12	4	100%
Remand Visitation	RV	33	33	33	100%
Show Cause	SC	60	125	65	108%
Status Offense	ST	47	59	44	94%
Traffic	T	63	105	69	110%
Termination of Parental Rights	TP	3	5	3	100%
Truancy/Runaway (Child in Need of Supervision)	TR	25	32	25	100%
Juvenile Total		1,083	2,370	1,038	95.8%
Totals		2,039	4,716	2,051	100.6%

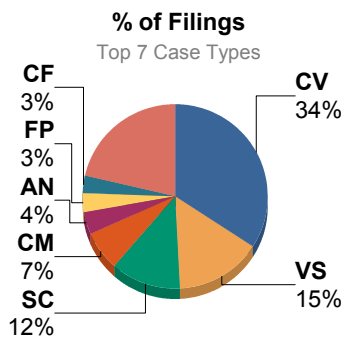


Case Type	Total Filings	%
Custody Visitation (CV)	654	32%
Show Cause (SC)	374	18%
Civil Support (VS)	192	9%
Criminal Misdemeanor (CM)	183	9%
Criminal Felony (CF)	87	4%
Protective Order – Family Abuse (FP)	66	3%
Delinquency Misdemeanor (DM)	63	3%
Others	420	21%
Total	2,039	100%

Commonwealth of Virginia
Caseload Statistics of the J&DR District Courts
 January 2015 thru December 2015

Patrick
 District: **21**
 Court ID: **221141**

	Filing Type	Filings	Hearings	Concluded	Clearance Rate
Adult					
Protective Order - Non Familv Abuse	AP	2	2	2	100%
Capias	CA	25	81	31	124%
Criminal Felonv	CF	41	126	41	100%
Criminal Misdemeanor	CM	95	244	83	87%
Protective Order – Familv Abuse	FP	43	76	39	91%
Motion - Modifv Protective Order	MP	9	10	9	100%
Non-Case	NC	1	1	1	100%
Other	OT	3	4	3	100%
Protective Order – Stalkina/Acts of Violence	PC	2	6	2	100%
Remand Support	RS	22	22	22	100%
Show Cause	SC	163	418	186	114%
Restricted License - Support	SL	8	9	8	100%
Civil Support	VS	200	315	200	100%
Adult Total		614	1,314	627	102.1%
Juvenile					
Abuse or Nealect	AN	52	168	67	129%
Relief of Custody	CR	3	4	3	100%
Child in Need of Services	CS	3	3	3	100%
Custodv Visitation	CV	455	678	405	89%
Delinquencv Felonv	DF	12	43	15	125%
Delinquencv Misdemeanor	DM	28	105	52	186%
Entrustment Agreement	ET	1	2	1	100%
Foster Care Review	FC	6	8	6	100%
Initial Foster Care Review	IF	13	13	13	100%
Motion - Modifv Protective Order	MP	0	2	1	0%
Non-Case	NC	3	3	3	100%
Permanencv Planning	PH	10	10	10	100%
Paternity	PT	22	22	20	91%
Remand Custodv	RC	29	29	29	100%
Remand Visitation	RV	29	29	29	100%
Status Offense	ST	12	24	9	75%
Traffic	T	37	51	34	92%
Termination of Parental Rights	TP	5	6	1	20%
Juvenile Total		720	1,200	701	97.4%
Totals		1,334	2,514	1,328	99.6%



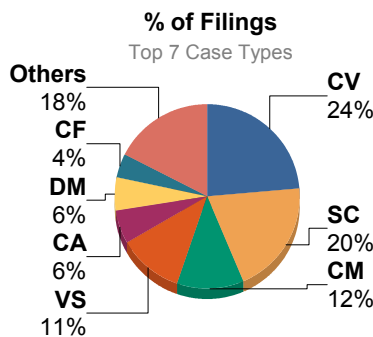
Top 7 Case Types

	Total Filings with %	
Custody Visitation (CV)	455	34%
Civil Support (VS)	200	15%
Show Cause (SC)	163	12%
Criminal Misdemeanor (CM)	95	7%
Abuse or Neglect (AN)	52	4%
Protective Order – Family Abuse (FP)	43	3%
Criminal Felony (CF)	41	3%
Others	285	21%
Total	1,334	100%

Commonwealth of Virginia
Caseload Statistics of the J&DR District Courts
 January 2015 thru December 2015

Petersburg
 District: **11**
 Court ID: **211730**

	Filing Type	Filings	Hearings	Concluded	Clearance Rate
Adult					
Protective Order - Non Familv Abuse	AP	1	4	2	200%
Bond Forfeiture Show Cause	BF	0	3	1	0%
Capias	CA	232	641	336	145%
Criminal Felonv	CF	165	546	152	92%
Criminal Misdemeanor	CM	464	1,397	433	93%
Protective Order – Familv Abuse	FP	120	269	117	98%
Motion - Modifv Protective Order	MP	17	22	16	94%
Non-Case	NC	5	5	5	100%
Other	OT	118	167	116	98%
Protective Order - Violation of Protective Order Conviction	PV	12	12	12	100%
Show Cause	SC	720	2,211	795	110%
Restricted License - Support	SL	13	23	11	85%
Civil Support	VS	458	813	475	104%
Adult Total		2,325	6,113	2,471	106.3%
Juvenile					
Abuse or Nealect	AN	23	76	22	96%
Protective Order – Non Familv Abuse	AP	11	32	13	118%
Capias	CA	1	2	1	100%
Child in Need of Services	CS	11	20	8	73%
Custody Visitation	CV	952	1,584	971	102%
Delinquencv Felonv	DF	111	431	119	107%
Delinquencv Misdemeanor	DM	231	722	218	94%
Foster Care Review	FC	58	58	57	98%
Initial Foster Care Review	IF	20	21	20	100%
Non-Case	NC	28	28	24	86%
Permanencv Plannina	PH	40	46	40	100%
Paternity	PT	15	31	14	93%
Child at Risk of Abuse or Nealect	RI	3	16	4	133%
Show Cause	SC	83	207	88	106%
Status Offense	ST	1	6	3	300%
Traffic	T	30	48	31	103%
Termination of Parental Rights	TP	31	41	25	81%
Truancv/Runaway (Child in Need of Supervision)	TR	38	78	41	108%
Juvenile Total		1,687	3,447	1,699	100.7%
Totals		4,012	9,560	4,170	103.9%



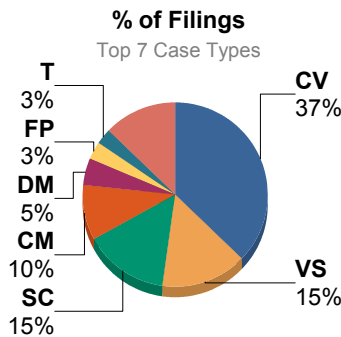
Top 7 Case Types

	Total Filings with %	
Custody Visitation (CV)	952	24%
Show Cause (SC)	803	20%
Criminal Misdemeanor (CM)	464	12%
Civil Support (VS)	458	11%
Capias (CA)	233	6%
Delinquency Misdemeanor (DM)	231	6%
Criminal Felony (CF)	165	4%
Others	706	18%
Total	4,012	100%

Commonwealth of Virginia
Caseload Statistics of the J&DR District Courts
 January 2015 thru December 2015

Pittsylvania
 District: **22**
 Court ID: **222143**

	Filing Type	Filings	Hearings	Concluded	Clearance Rate
Adult					
Protective Order - Non Family Abuse	AP	5	8	5	100%
Capias	CA	70	191	84	120%
Criminal Felony	CF	108	261	106	98%
Criminal Misdemeanor	CM	377	1,062	387	103%
Criminal Support	CS	0	1	1	0%
Protective Order – Family Abuse	FP	123	254	122	99%
Motion - Modify Protective Order	MP	26	27	26	100%
Other	OT	6	10	6	100%
Protective Order – Stalking/Acts of Violence	PC	4	5	4	100%
Protective Order - Violation of Protective Order Conviction	PV	4	4	4	100%
Remand Support	RS	9	9	9	100%
Show Cause	SC	587	1,233	610	104%
Restricted License - Support	SL	3	3	3	100%
Civil Support	VS	591	1,026	614	104%
Adult Total		1,913	4,094	1,981	103.6%
Juvenile					
Abuse or Neglect	AN	83	211	83	100%
Protective Order – Non Family Abuse	AP	6	21	6	100%
Capias	CA	1	7	1	100%
Child in Need of Services	CS	3	7	2	67%
Custody Visitation	CV	1,473	2,830	1,494	101%
Delinquency Felony	DF	56	308	59	105%
Delinquency Misdemeanor	DM	187	725	219	117%
Emancipation	EP	3	3	3	100%
Entrustment Agreement	ET	1	1	1	100%
Foster Care Review	FC	9	18	10	111%
Initial Foster Care Review	IF	5	5	5	100%
Motion - Modify Protective Order	MP	3	3	3	100%
Non-Case	NC	1	1	1	100%
Permanency Planning	PH	9	9	9	100%
Paternity	PT	34	49	33	97%
Remand Custody	RC	13	13	13	100%
Remand Visitation	RV	10	10	10	100%
Status Offense	ST	25	103	22	88%
Traffic	T	115	201	114	99%
Termination of Parental Rights	TP	6	12	6	100%
Juvenile Total		2,043	4,537	2,094	102.5%
Totals		3,956	8,631	4,075	103.0%



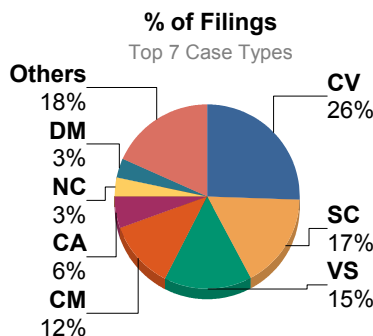
Top 7 Case Types

Case Type	Total Filings with %
Custody Visitation (CV)	1,473 37%
Civil Support (VS)	591 15%
Show Cause (SC)	587 15%
Criminal Misdemeanor (CM)	377 10%
Delinquency Misdemeanor (DM)	187 5%
Protective Order – Family Abuse (FP)	123 3%
Traffic (T)	115 3%
Others	503 13%
Total	3,956 100%

Commonwealth of Virginia
Caseload Statistics of the J&DR District Courts
 January 2015 thru December 2015

Portsmouth
 District: **3**
 Court ID: **203740**

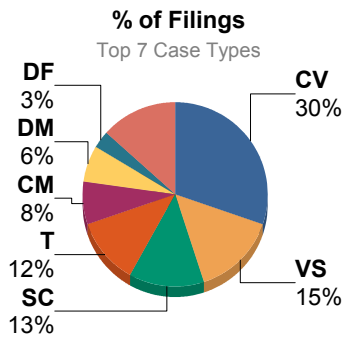
	Filing Type	Filings	Hearings	Concluded	Clearance Rate
Adult					
Protective Order - Non Familv Abuse	AP	7	12	7	100%
Capias	CA	592	1,701	745	126%
Criminal Felonv	CF	331	834	300	91%
Criminal Misdemeanor	CM	1,250	3,101	1,212	97%
Protective Order – Familv Abuse	FP	213	438	211	99%
Motion - Modifv Protective Order	MP	23	30	23	100%
Non-Case	NC	237	238	233	98%
Other	OT	76	86	75	99%
Protective Order – Stalking/Acts of Violence	PC	4	4	4	100%
Protective Order - Violation of Protective Order Conviction	PV	3	3	3	100%
Restricted Driver’s License	RL	1	1	1	100%
Remand Support	RS	74	74	74	100%
Show Cause	SC	1,705	4,436	1,859	109%
Restricted License - Support	SL	2	2	2	100%
Civil Support	VS	1,605	2,755	1,661	103%
Adult Total		6,123	13,715	6,410	104.7%
Juvenile					
Abuse or Neglect	AN	51	213	76	149%
Capias	CA	5	13	5	100%
Child in Need of Services	CS	7	39	7	100%
Custody Visitation	CV	2,686	5,057	2,580	96%
Delinquency Felonv	DF	264	1,046	222	84%
Delinquency Misdemeanor	DM	341	1,400	386	113%
Foster Care Review	FC	81	85	76	94%
Protective Order – Familv Abuse	FP	0	1	1	0%
Initial Foster Care Review	IF	60	75	60	100%
Juvenile Support	JS	1	2	1	100%
Non-Case	NC	127	132	127	100%
Permanency Planning	PH	126	141	126	100%
Paternity	PT	84	122	83	99%
Remand Custody	RC	114	114	114	100%
Remand Visitation	RV	116	116	116	100%
Show Cause	SC	55	127	62	113%
Status Offense	ST	127	221	123	97%
Traffic	T	106	208	113	107%
Termination of Parental Rights	TP	59	163	57	97%
Juvenile Total		4,410	9,275	4,335	98.3%
Totals		10,533	22,990	10,745	102.0%



Top 7 Case Types

	Total Filings with %	
Custody Visitation (CV)	2,686	26%
Show Cause (SC)	1,760	17%
Civil Support (VS)	1,605	15%
Criminal Misdemeanor (CM)	1,250	12%
Capias (CA)	597	6%
Non-Case (NC)	364	3%
Delinquency Misdemeanor (DM)	341	3%
Others	1,930	18%
Total	10,533	100%

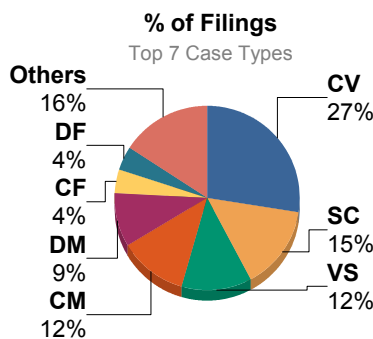
	Filing Type	Filings	Hearings	Concluded	Clearance Rate
Adult					
Protective Order - Non Familv Abuse	AP	1	1	1	100%
Capias	CA	21	57	20	95%
Criminal Felonv	CF	33	92	28	85%
Criminal Misdemeanor	CM	88	323	84	95%
Protective Order – Familv Abuse	FP	30	61	29	97%
Motion - Modifv Protective Order	MP	4	4	3	75%
Remand Support	RS	3	3	3	100%
Show Cause	SC	141	352	146	104%
Restricted License - Support	SL	1	1	1	100%
Civil Support	VS	171	280	169	99%
Adult Total		493	1,174	484	98.2%
Juvenile					
Abuse or Neglect	AN	6	21	9	150%
Child in Need of Services	CS	6	28	4	67%
Custody Visitation	CV	353	828	353	100%
Delinquency Felonv	DF	34	97	34	100%
Delinquency Misdemeanor	DM	75	177	59	79%
Foster Care Review	FC	14	14	14	100%
Protective Order – Familv Abuse	FP	1	2	1	100%
Initial Foster Care Review	IF	2	2	2	100%
Permanency Planning	PH	12	12	12	100%
Paternity	PT	1	2	1	100%
Remand Custody	RC	8	8	8	100%
Remand Visitation	RV	4	4	4	100%
Show Cause	SC	11	20	9	82%
Status Offense	ST	2	10	5	250%
Traffic	T	137	268	128	93%
Truancy/Runaway (Child in Need of Supervision)	TR	8	25	4	50%
Juvenile Total		674	1,518	647	96.0%
Totals		1,167	2,692	1,131	96.9%



Top 7 Case Types

	Total Filings with %	
Custody Visitation (CV)	353	30%
Civil Support (VS)	171	15%
Show Cause (SC)	152	13%
Traffic (T)	137	12%
Criminal Misdemeanor (CM)	88	8%
Delinquency Misdemeanor (DM)	75	6%
Delinquency Felony (DF)	34	3%
Others	157	13%
Total	1,167	100%

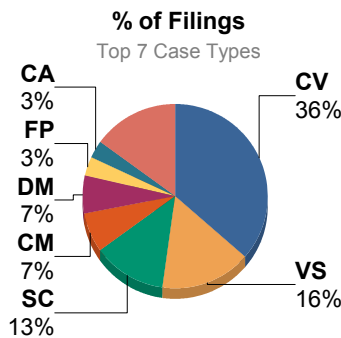
	Filing Type	Filings	Hearings	Concluded	Clearance Rate
Adult					
Protective Order - Non Familv Abuse	AP	1	1	1	100%
Capias	CA	32	80	30	94%
Criminal Felonv	CF	60	201	64	107%
Criminal Misdemeanor	CM	165	529	170	103%
Protective Order – Familv Abuse	FP	43	76	43	100%
Motion - Modifv Protective Order	MP	3	3	3	100%
Non-Case	NC	2	2	2	100%
Other	OT	1	1	1	100%
Remand Support	RS	2	2	2	100%
Show Cause	SC	194	665	228	118%
Restricted License - Support	SL	12	13	12	100%
Civil Support	VS	169	371	181	107%
Adult Total		684	1,944	737	107.7%
Juvenile					
Abuse or Nealect	AN	23	97	16	70%
Protective Order – Non Familv Abuse	AP	4	9	3	75%
Capias	CA	2	3	1	50%
Child in Need of Services	CS	7	18	8	114%
Custodv Visitation	CV	381	846	383	101%
Delinquencv Felonv	DF	57	150	34	60%
Delinquencv Misdemeanor	DM	131	472	139	106%
Foster Care Review	FC	14	14	7	50%
Initial Foster Care Review	IF	10	12	8	80%
Motion - Modifv Protective Order	MP	11	19	8	73%
Non-Case	NC	1	1	1	100%
Permanencv Plannina	PH	6	6	6	100%
Remand Custodv	RC	2	2	2	100%
Show Cause	SC	12	47	12	100%
Status Offense	ST	4	29	10	250%
Traffic	T	31	71	37	119%
Termination of Parental Rihts	TP	4	10	6	150%
Truancv/Runaway (Child in Need of Supervision)	TR	5	31	8	160%
Juvenile Total		705	1,837	689	97.7%
Totals		1,389	3,781	1,426	102.7%



Top 7 Case Types

	Total Filings with %	
Custody Visitation (CV)	381	27%
Show Cause (SC)	206	15%
Civil Support (VS)	169	12%
Criminal Misdemeanor (CM)	165	12%
Delinquency Misdemeanor (DM)	131	9%
Criminal Felony (CF)	60	4%
Delinquency Felony (DF)	57	4%
Others	220	16%
Total	1,389	100%

	Filing Type	Filings	Hearings	Concluded	Clearance Rate
Adult					
Protective Order - Non Familv Abuse	AP	1	4	1	100%
Capias	CA	63	221	76	121%
Criminal Felonv	CF	27	85	30	111%
Criminal Misdemeanor	CM	140	429	142	101%
Protective Order – Familv Abuse	FP	66	163	63	95%
Motion - Modifv Protective Order	MP	1	1	1	100%
Other	OT	1	1	1	100%
Remand Support	RS	30	37	30	100%
Show Cause	SC	234	745	234	100%
Civil Support	VS	316	745	300	95%
Adult Total		879	2,431	878	99.9%
Juvenile					
Abuse or Neqlect	AN	23	66	13	57%
Capias	CA	1	1	1	100%
Child in Need of Services	CS	1	5	1	100%
Custodv Visitation	CV	718	1,589	658	92%
Delinquency Felonv	DF	43	213	40	93%
Delinquency Misdemeanor	DM	129	473	146	113%
Foster Care Review	FC	18	19	18	100%
Initial Foster Care Review	IF	4	5	4	100%
Motion - Modifv Protective Order	MP	1	6	2	200%
Permanency Planning	PH	10	13	9	90%
Paternity	PT	1	1	0	0%
Remand Custodv	RC	49	53	51	104%
Child at Risk of Abuse or Neqlect	RI	4	13	2	50%
Remand Visitation	RV	33	35	35	106%
Show Cause	SC	14	35	19	136%
Status Offense	ST	7	27	8	114%
Traffic	T	26	53	33	127%
Termination of Parental Rihts	TP	14	27	14	100%
Juvenile Total		1,096	2,634	1,054	96.2%
Totals		1,975	5,065	1,932	97.8%



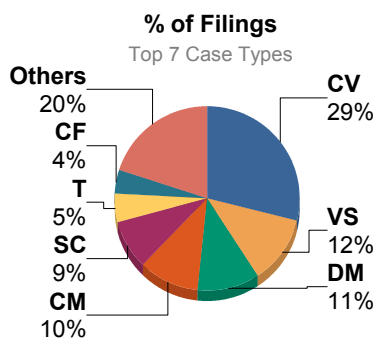
Top 7 Case Types

	Total Filings with %	
Custody Visitation (CV)	718	36%
Civil Support (VS)	316	16%
Show Cause (SC)	248	13%
Criminal Misdemeanor (CM)	140	7%
Delinquency Misdemeanor (DM)	129	7%
Protective Order – Family Abuse (FP)	66	3%
Capias (CA)	64	3%
Others	294	15%
Total	1,975	100%

Commonwealth of Virginia
Caseload Statistics of the J&DR District Courts
 January 2015 thru December 2015

Prince William
 District: **31**
 Court ID: **231153**

	Filing Type	Filings	Hearings	Concluded	Clearance Rate
Adult					
Protective Order - Non Family Abuse	AP	13	27	13	100%
Bond Forfeiture Show Cause	BF	22	34	20	91%
Capias	CA	708	2,595	917	130%
Criminal Felony	CF	802	3,451	829	103%
Criminal Misdemeanor	CM	1,983	7,084	2,069	104%
Criminal Support	CS	1	1	0	0%
Protective Order - Family Abuse	FP	494	1,061	497	101%
Motion - Modify Protective Order	MP	40	48	41	103%
Non-Case	NC	119	167	125	105%
Other	OT	29	39	29	100%
Protective Order - Stalking/Acts of Violence	PC	2	2	2	100%
Protective Order - Violation of Protective Order Conviction	PV	17	17	17	100%
Remand Support	RS	80	80	80	100%
Show Cause	SC	1,665	4,460	1,893	114%
Restricted License - Support	SL	67	98	71	106%
Civil Support	VS	2,258	4,729	2,325	103%
Adult Total		8,300	23,893	8,928	107.6%
Juvenile					
Abuse or Neglect	AN	120	465	101	84%
Protective Order - Non Family Abuse	AP	12	25	13	108%
Capias	CA	23	91	26	113%
Relief of Custody	CR	5	17	6	120%
Child in Need of Services	CS	49	302	39	80%
Custody Visitation	CV	5,577	12,782	5,680	102%
Delinquency Felony	DF	670	3,936	726	108%
Delinquency Misdemeanor	DM	2,133	7,376	2,219	104%
Emancipation	EP	0	1	1	0%
Entrustment Agreement	ET	4	6	4	100%
Foster Care Review	FC	63	87	65	103%
Protective Order - Family Abuse	FP	2	4	2	100%
Initial Foster Care Review	IF	42	77	43	102%
Motion - Modify Protective Order	MP	16	26	12	75%
Non-Case	NC	136	155	131	96%
Permanency Planning	PH	114	220	122	107%
Paternity	PT	89	197	97	109%
Remand Custody	RC	126	126	126	100%
Child at Risk of Abuse or Neglect	RI	37	154	33	89%
Remand Visitation	RV	111	112	112	101%
Show Cause	SC	6	9	5	83%
Status Offense	ST	493	876	534	108%
Traffic	T	964	1,203	960	100%
Termination of Parental Rights	TP	26	145	46	177%
Truancy/Runaway (Child in Need of Supervision)	TR	125	679	94	75%
Juvenile Total		10,943	29,071	11,197	102.3%
Totals		19,243	52,964	20,125	104.6%

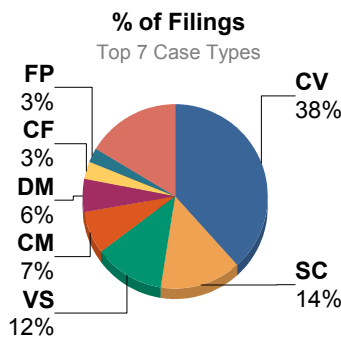


Top 7 Case Types	
	Total Filings with %
Custody Visitation (CV)	5,577 29%
Civil Support (VS)	2,258 12%
Delinquency Misdemeanor (DM)	2,133 11%
Criminal Misdemeanor (CM)	1,983 10%
Show Cause (SC)	1,671 9%
Traffic (T)	964 5%
Criminal Felony (CF)	802 4%
Others	3,855 20%
Total	19,243 100%

Commonwealth of Virginia
Caseload Statistics of the J&DR District Courts
 January 2015 thru December 2015

Pulaski
 District: **27**
 Court ID: **227155**

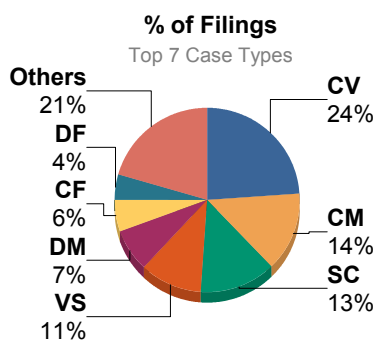
	Filing Type	Filings	Hearings	Concluded	Clearance Rate
Adult					
Capias	CA	65	224	86	132%
Criminal Felony	CF	93	308	97	104%
Criminal Misdemeanor	CM	225	755	252	112%
Protective Order – Family Abuse	FP	76	155	77	101%
Motion - Modify Protective Order	MP	19	20	19	100%
Other	OT	4	4	4	100%
Protective Order – Stalking/Acts of Violence	PC	4	10	4	100%
Protective Order - Violation of Protective Order Conviction	PV	17	17	17	100%
Remand Support	RS	1	1	1	100%
Show Cause	SC	409	1,128	427	104%
Restricted License - Support	SL	2	2	2	100%
Civil Support	VS	374	622	387	103%
Adult Total		1,289	3,246	1,373	106.5%
Juvenile					
Abuse or Neglect	AN	27	90	20	74%
Capias	CA	4	11	2	50%
Relief of Custody	CR	2	7	2	100%
Child in Need of Services	CS	6	25	6	100%
Custody Visitation	CV	1,165	2,245	1,117	96%
Delinquency Felony	DF	27	136	31	115%
Delinquency Misdemeanor	DM	173	424	119	69%
Entrustment Agreement	ET	2	4	2	100%
Foster Care Review	FC	73	82	71	97%
Protective Order – Family Abuse	FP	1	1	1	100%
Initial Foster Care Review	IF	23	31	23	100%
Motion - Modify Protective Order	MP	7	12	7	100%
Non-Case	NC	18	18	18	100%
Protective Order – Stalking/Acts of Violence	PC	1	3	2	200%
Permanency Planning	PH	39	45	39	100%
Paternity	PT	14	36	17	121%
Remand Custody	RC	3	3	3	100%
Child at Risk of Abuse or Neglect	RI	19	62	21	111%
Remand Visitation	RV	3	3	3	100%
Show Cause	SC	27	84	31	115%
Status Offense	ST	4	8	2	50%
Traffic	T	71	111	67	94%
Termination of Parental Rights	TP	19	36	13	68%
Truancy/Runaway (Child in Need of Supervision)	TR	28	88	30	107%
Juvenile Total		1,756	3,565	1,647	93.8%
Totals		3,045	6,811	3,020	99.2%



Top 7 Case Types

Case Type	Total Filings	%
Custody Visitation (CV)	1,165	38%
Show Cause (SC)	436	14%
Civil Support (VS)	374	12%
Criminal Misdemeanor (CM)	225	7%
Delinquency Misdemeanor (DM)	173	6%
Criminal Felony (CF)	93	3%
Protective Order – Family Abuse (FP)	77	3%
Others	502	16%
Total	3,045	100%

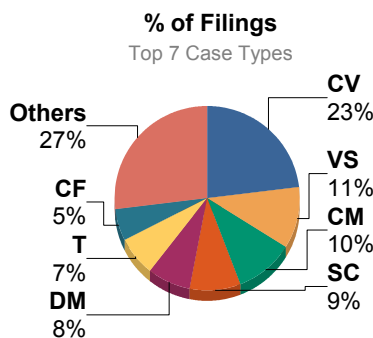
	Filing Type	Filings	Hearings	Concluded	Clearance Rate
Adult					
Capias	CA	11	37	12	109%
Criminal Felony	CF	42	161	52	124%
Criminal Misdemeanor	CM	104	353	98	94%
Protective Order – Family Abuse	FP	15	32	15	100%
Motion - Modify Protective Order	MP	3	4	3	100%
Non-Case	NC	1	1	1	100%
Other	OT	6	11	6	100%
Remand Support	RS	6	6	6	100%
Show Cause	SC	89	270	107	120%
Restricted License - Support	SL	2	2	2	100%
Civil Support	VS	83	141	85	102%
Adult Total		362	1,018	387	106.9%
Juvenile					
Abuse or Neglect	AN	20	63	20	100%
Capias	CA	1	2	1	100%
Child in Need of Services	CS	2	5	1	50%
Custody Visitation	CV	180	339	180	100%
Delinquency Felony	DF	32	179	44	138%
Delinquency Misdemeanor	DM	56	341	124	221%
Entrustment Agreement	ET	1	1	1	100%
Foster Care Review	FC	8	9	8	100%
Protective Order – Family Abuse	FP	1	7	3	300%
Initial Foster Care Review	IF	8	8	8	100%
Motion - Modify Protective Order	MP	6	9	6	100%
Permanency Planning	PH	20	20	20	100%
Remand Custody	RC	5	5	5	100%
Restoration of Parental Rights	RR	1	2	0	0%
Remand Visitation	RV	3	3	3	100%
Show Cause	SC	10	27	11	110%
Status Offense	ST	2	7	4	200%
Traffic	T	18	31	17	94%
Termination of Parental Rights	TP	15	28	15	100%
Juvenile Total		389	1,086	471	121.1%
Totals		751	2,104	858	114.2%



Top 7 Case Types

	Total Filings with %	
Custody Visitation (CV)	180	24%
Criminal Misdemeanor (CM)	104	14%
Show Cause (SC)	99	13%
Civil Support (VS)	83	11%
Delinquency Misdemeanor (DM)	56	7%
Criminal Felony (CF)	42	6%
Delinquency Felony (DF)	32	4%
Others	155	21%
Total	751	100%

	Filing Type	Filings	Hearings	Concluded	Clearance Rate
Adult					
Capias	CA	10	28	11	110%
Criminal Felony	CF	24	57	23	96%
Criminal Misdemeanor	CM	46	153	52	113%
Protective Order – Family Abuse	FP	7	14	6	86%
Motion - Modify Protective Order	MP	3	3	3	100%
Non-Case	NC	1	1	1	100%
Remand Support	RS	3	3	3	100%
Show Cause	SC	35	93	40	114%
Civil Support	VS	49	90	49	100%
Adult Total		178	442	188	105.6%
Juvenile					
Abuse or Neglect	AN	18	68	18	100%
Child in Need of Services	CS	3	15	4	133%
Custody Visitation	CV	104	226	112	108%
Delinquency Felony	DF	0	5	3	0%
Delinquency Misdemeanor	DM	34	74	24	71%
Entrustment Agreement	ET	2	2	2	100%
Foster Care Review	FC	18	18	18	100%
Initial Foster Care Review	IF	14	14	14	100%
Motion - Modify Protective Order	MP	0	9	3	0%
Non-Case	NC	10	15	13	130%
Permanency Planning	PH	10	14	10	100%
Paternity	PT	5	8	3	60%
Remand Custody	RC	2	2	2	100%
Remand Visitation	RV	2	2	2	100%
Show Cause	SC	5	16	11	220%
Status Offense	ST	7	20	7	100%
Traffic	T	32	18	35	109%
Termination of Parental Rights	TP	6	11	4	67%
Truancy/Runaway (Child in Need of Supervision)	TR	1	11	1	100%
Juvenile Total		273	548	286	104.8%
Totals		451	990	474	105.1%



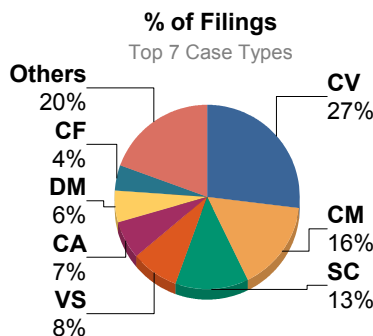
Top 7 Case Types

Case Type	Total Filings	Total Filings with %
Custody Visitation (CV)	104	23%
Civil Support (VS)	49	11%
Criminal Misdemeanor (CM)	46	10%
Show Cause (SC)	40	9%
Delinquency Misdemeanor (DM)	34	8%
Traffic (T)	32	7%
Criminal Felony (CF)	24	5%
Others	122	27%
Total	451	100%

Commonwealth of Virginia
Caseload Statistics of the J&DR District Courts
 January 2015 thru December 2015

Richmond
 District: **13**
 Court ID: **213760**

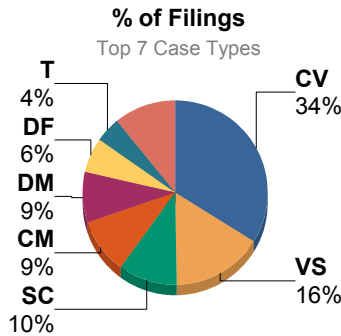
	Filing Type	Filings	Hearings	Concluded	Clearance Rate
Adult					
Protective Order - Non Family Abuse	AP	24	49	21	88%
Bond Forfeiture Show Cause	BF	4	9	2	50%
Capias	CA	1,047	3,225	1,307	125%
Criminal Felony	CF	681	1,962	650	95%
Criminal Misdemeanor	CM	2,503	6,840	2,247	90%
Protective Order – Family Abuse	FP	518	1,114	502	97%
Motion - Modify Protective Order	MP	33	44	33	100%
Non-Case	NC	1	1	1	100%
Protective Order – Stalking/Acts of Violence	PC	1	1	1	100%
Violation - Family Abuse Protective Order	PS	2	3	2	100%
Protective Order - Violation of Protective Order Conviction	PV	15	15	14	93%
Restricted Driver's License	RL	1	1	1	100%
Remand Support	RS	8	8	8	100%
Show Cause	SC	1,842	6,762	2,036	111%
Restricted License - Support	SL	39	53	38	97%
Civil Support	VS	1,304	2,165	1,291	99%
Adult Total		8,023	22,252	8,154	101.6%
Juvenile					
Abuse or Neglect	AN	270	970	236	87%
Protective Order – Non Family Abuse	AP	5	10	5	100%
Capias	CA	1	1	1	100%
Relief of Custody	CR	17	31	18	106%
Child in Need of Services	CS	46	110	47	102%
Custody Visitation	CV	4,279	7,472	4,117	96%
Delinquency Felony	DF	469	2,212	477	102%
Delinquency Misdemeanor	DM	903	3,547	958	106%
Entrustment Agreement	ET	3	8	4	133%
Foster Care Review	FC	249	318	264	106%
Protective Order – Family Abuse	FP	3	5	3	100%
Initial Foster Care Review	IF	158	195	160	101%
Juvenile Support	JS	2	4	1	50%
Motion - Modify Protective Order	MP	1	1	1	100%
Non-Case	NC	96	154	80	83%
Permanency Planning	PH	370	496	360	97%
Paternity	PT	219	482	220	100%
Remand Custody	RC	9	9	9	100%
Remand Visitation	RV	8	8	8	100%
Show Cause	SC	186	443	176	95%
Status Offense	ST	162	318	159	98%
Traffic	T	145	310	152	105%
Termination of Parental Rights	TP	147	303	142	97%
Truancy/Runaway (Child in Need of Supervision)	TR	69	269	71	103%
Juvenile Total		7,817	17,676	7,669	98.1%
Totals		15,840	39,928	15,823	99.9%



Top 7 Case Types

	Total Filings with %	
Custody Visitation (CV)	4,279	27%
Criminal Misdemeanor (CM)	2,503	16%
Show Cause (SC)	2,028	13%
Civil Support (VS)	1,304	8%
Capias (CA)	1,048	7%
Delinquency Misdemeanor (DM)	903	6%
Criminal Felony (CF)	681	4%
Others	3,094	20%
Total	15,840	100%

	Filing Type	Filings	Hearings	Concluded	Clearance Rate
Adult					
Capias	CA	8	24	8	100%
Criminal Felony	CF	18	42	24	133%
Criminal Misdemeanor	CM	45	97	43	96%
Protective Order – Family Abuse	FP	8	19	10	125%
Other	OT	6	10	6	100%
Show Cause	SC	49	264	52	106%
Restricted License - Support	SL	0	1	1	0%
Civil Support	VS	75	141	77	103%
Adult Total		209	598	221	105.7%
Juvenile					
Abuse or Neglect	AN	1	4	1	100%
Child in Need of Services	CS	2	12	4	200%
Custody Visitation	CV	161	308	179	111%
Delinquency Felony	DF	29	113	16	55%
Delinquency Misdemeanor	DM	43	157	41	95%
Foster Care Review	FC	1	1	1	100%
Permanency Planning	PH	4	4	4	100%
Paternity	PT	1	4	3	300%
Child at Risk of Abuse or Neglect	RI	1	1	1	100%
Status Offense	ST	2	8	1	50%
Traffic	T	20	37	14	70%
Juvenile Total		265	649	265	100.0%
Totals		474	1,247	486	102.5%



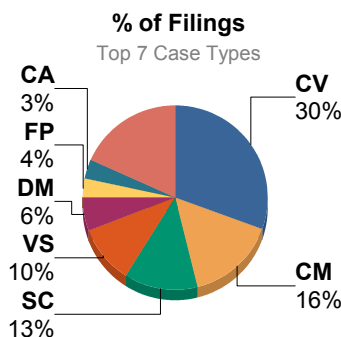
Top 7 Case Types

	Total Filings with %	
Custody Visitation (CV)	161	34%
Civil Support (VS)	75	16%
Show Cause (SC)	49	10%
Criminal Misdemeanor (CM)	45	9%
Delinquency Misdemeanor (DM)	43	9%
Delinquency Felony (DF)	29	6%
Traffic (T)	20	4%
Others	52	11%
Total	474	100%

Commonwealth of Virginia
Caseload Statistics of the J&DR District Courts
 January 2015 thru December 2015

Roanoke
 District: **23**
 Court ID: **223770**

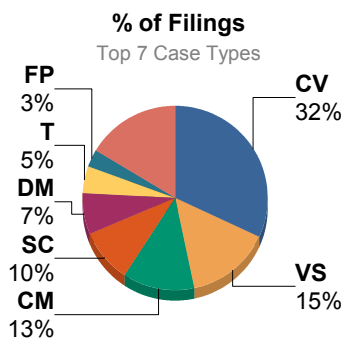
	Filing Type	Filings	Hearings	Concluded	Clearance Rate
Adult					
Bond Forfeiture Show Cause	BF	3	3	3	100%
Capias	CA	304	950	329	108%
Criminal Felonv	CF	250	754	255	102%
Criminal Misdemeanor	CM	1,553	4,148	1,586	102%
Protective Order – Familv Abuse	FP	350	683	360	103%
Motion - Modifv Protective Order	MP	46	50	46	100%
Non-Case	NC	3	3	3	100%
Other	OT	10	14	11	110%
Protective Order – Stalking/Acts of Violence	PC	2	2	2	100%
Protective Order - Violation of Protective Order Conviction	PV	12	12	12	100%
Remand Support	RS	41	41	41	100%
Show Cause	SC	1,275	4,129	1,243	97%
Restricted License - Support	SL	10	10	10	100%
Civil Support	VS	1,026	1,955	1,028	100%
Adult Total		4,885	12,754	4,929	100.9%
Juvenile					
Abuse or Nealect	AN	273	736	242	89%
Capias	CA	22	83	25	114%
Relief of Custodv	CR	11	18	11	100%
Child in Need of Services	CS	18	57	17	94%
Custodv Visitation	CV	3,034	5,376	2,872	95%
Delinquency Felonv	DF	165	1,091	137	83%
Delinquency Misdemeanor	DM	557	2,548	550	99%
Emancipation	EP	26	27	25	96%
Entrustment Agreement	ET	20	20	20	100%
Foster Care Review	FC	306	333	295	96%
Protective Order – Family Abuse	FP	3	4	3	100%
Initial Foster Care Review	IF	35	35	35	100%
Juvenile Support	JS	1	2	0	0%
Motion - Modifv Protective Order	MP	24	29	25	104%
Non-Case	NC	1	2	1	100%
Permanency Planning	PH	77	84	78	101%
Paternity	PT	12	23	12	100%
Remand Custodv	RC	52	52	52	100%
Child at Risk of Abuse or Nealect	RI	9	28	19	211%
Remand Visitation	RV	14	14	14	100%
Show Cause	SC	5	15	5	100%
Status Offense	ST	37	81	30	81%
Traffic	T	200	331	206	103%
Termination of Parental Rights	TP	51	74	56	110%
Truancy/Runaway (Child in Need of Supervision)	TR	111	470	77	69%
Juvenile Total		5,064	11,533	4,807	94.9%
Totals		9,949	24,287	9,736	97.9%



Top 7 Case Types

Case Type	Total Filings	Total Filings with %
Custody Visitation (CV)	3,034	30%
Criminal Misdemeanor (CM)	1,553	16%
Show Cause (SC)	1,280	13%
Civil Support (VS)	1,026	10%
Delinquency Misdemeanor (DM)	557	6%
Protective Order – Family Abuse (FP)	353	4%
Capias (CA)	326	3%
Others	1,820	18%
Total	9,949	100%

	Filing Type	Filings	Hearings	Concluded	Clearance Rate
Adult					
Protective Order - Non Familv Abuse	AP	4	6	4	100%
Capias	CA	102	245	98	96%
Criminal Felonv	CF	143	455	156	109%
Criminal Misdemeanor	CM	639	1,895	728	114%
Protective Order – Familv Abuse	FP	159	333	155	97%
Motion - Modifv Protective Order	MP	28	37	27	96%
Non-Case	NC	1	1	1	100%
Other	OT	2	3	2	100%
Protective Order - Violation of Protective Order Conviction	PV	11	11	11	100%
Remand Support	RS	20	20	20	100%
Show Cause	SC	478	1,393	481	101%
Restricted License - Support	SL	17	21	18	106%
Civil Support	VS	746	1,304	761	102%
Adult Total		2,350	5,724	2,462	104.8%
Juvenile					
Abuse or Nealect	AN	115	485	126	110%
Protective Order – Non Familv Abuse	AP	1	1	1	100%
Capias	CA	4	8	4	100%
Relief of Custodv	CR	6	8	6	100%
Child in Need of Services	CS	6	24	3	50%
Custodv Visitation	CV	1,634	3,131	1,629	100%
Delinquency Felonv	DF	52	330	82	158%
Delinquency Misdemeanor	DM	368	1,377	414	113%
Entrustment Aareement	ET	1	1	1	100%
Foster Care Review	FC	66	68	65	98%
Protective Order – Familv Abuse	FP	1	2	1	100%
Initial Foster Care Review	IF	32	32	32	100%
Motion - Modifv Protective Order	MP	33	59	37	112%
Non-Case	NC	1	9	3	300%
Permanency Planning	PH	87	95	88	101%
Paternity	PT	17	41	18	106%
Remand Custody	RC	28	28	28	100%
Show Cause	SC	7	15	7	100%
Status Offense	ST	22	103	35	159%
Traffic	T	240	509	240	100%
Termination of Parental Rihts	TP	20	28	22	110%
Truancy/Runaway (Child in Need of Supervision)	TR	14	47	9	64%
Juvenile Total		2,755	6,401	2,851	103.5%
Totals		5,105	12,125	5,313	104.1%



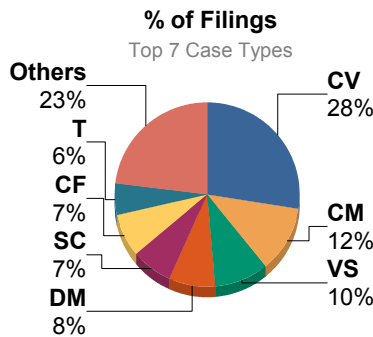
Top 7 Case Types

Case Type	Total Filings	%
Custody Visitation (CV)	1,634	32%
Civil Support (VS)	746	15%
Criminal Misdemeanor (CM)	639	13%
Show Cause (SC)	485	10%
Delinquency Misdemeanor (DM)	368	7%
Traffic (T)	240	5%
Protective Order – Family Abuse (FP)	160	3%
Others	833	16%
Total	5,105	100%

Commonwealth of Virginia
Caseload Statistics of the J&DR District Courts
 January 2015 thru December 2015

Rockbridge
 District: **25**
 Court ID: **225163**

	Filing Type	Filings	Hearings	Concluded	Clearance Rate
Adult					
Protective Order - Non Familv Abuse	AP	3	6	3	100%
Bond Forfeiture Show Cause	BF	1	1	1	100%
Capias	CA	35	106	47	134%
Criminal Felonv	CF	139	334	123	88%
Criminal Misdemeanor	CM	218	560	188	86%
Protective Order – Familv Abuse	FP	80	167	81	101%
Motion - Modifv Protective Order	MP	10	10	10	100%
Other	OT	8	12	9	113%
Remand Support	RS	24	24	24	100%
Show Cause	SC	139	506	187	135%
Restricted License - Support	SL	5	5	3	60%
Civil Support	VS	180	283	170	94%
Adult Total		842	2,014	846	100.5%
Juvenile					
Abuse or Neglect	AN	36	118	36	100%
Protective Order – Non Familv Abuse	AP	2	3	2	100%
Capias	CA	1	1	0	0%
Relief of Custody	CR	1	1	1	100%
Child in Need of Services	CS	7	27	6	86%
Custody Visitation	CV	521	806	511	98%
Delinquencv Felonv	DF	36	184	35	97%
Delinquencv Misdemeanor	DM	150	451	149	99%
Emancipation	EP	1	1	1	100%
Foster Care Review	FC	18	18	18	100%
Protective Order – Familv Abuse	FP	2	4	1	50%
Initial Foster Care Review	IF	4	4	4	100%
Motion - Modifv Protective Order	MP	8	13	9	113%
Permanencv Plannng	PH	4	4	4	100%
Paternity	PT	6	12	5	83%
Remand Custody	RC	52	52	52	100%
Remand Visitation	RV	45	45	45	100%
Show Cause	SC	2	8	2	100%
Status Offense	ST	34	112	35	103%
Traffic	T	106	152	102	96%
Termination of Parental Rights	TP	4	9	4	100%
Truancv/Runawav (Child in Need of Supervision)	TR	8	27	5	63%
Juvenile Total		1,048	2,052	1,027	98.0%
Totals		1,890	4,066	1,873	99.1%



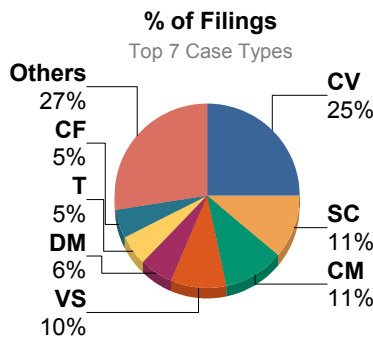
Top 7 Case Types

	Total Filings with %	
Custody Visitation (CV)	521	28%
Criminal Misdemeanor (CM)	218	12%
Civil Support (VS)	180	10%
Delinquency Misdemeanor (DM)	150	8%
Show Cause (SC)	141	7%
Criminal Felony (CF)	139	7%
Traffic (T)	106	6%
Others	435	23%
Total	1,890	100%

Commonwealth of Virginia
Caseload Statistics of the J&DR District Courts
 January 2015 thru December 2015

Rockingham
 District: **26**
 Court ID: **226165**

	Filing Type	Filings	Hearings	Concluded	Clearance Rate
Adult					
Protective Order - Non Familv Abuse	AP	5	10	5	100%
Capias	CA	331	998	366	111%
Criminal Felonv	CF	372	1,282	385	103%
Criminal Misdemeanor	CM	759	2,212	712	94%
Protective Order – Familv Abuse	FP	193	402	191	99%
Motion - Modifv Protective Order	MP	41	45	41	100%
Other	OT	21	31	21	100%
Protective Order - Violation of Protective Order Conviction	PV	25	25	25	100%
Remand Support	RS	50	50	50	100%
Show Cause	SC	657	1,706	774	118%
Restricted License - Support	SL	18	31	19	106%
Civil Support	VS	688	1,512	731	106%
Adult Total		3,160	8,304	3,320	105.1%
Juvenile					
Abuse or Nealect	AN	216	795	183	85%
Protective Order – Non Familv Abuse	AP	10	22	10	100%
Capias	CA	14	46	15	107%
Relief of Custodv	CR	7	13	6	86%
Child in Need of Services	CS	18	46	15	83%
Custodv Visitation	CV	1,776	4,378	1,877	106%
Delinquencv Felonv	DF	100	415	140	140%
Delinquencv Misdemeanor	DM	420	1,174	477	114%
Entrustment Agreement	ET	4	6	5	125%
Foster Care Review	FC	95	98	95	100%
Protective Order – Familv Abuse	FP	0	1	1	0%
Initial Foster Care Review	IF	68	82	68	100%
Juvenile Support	JS	1	4	0	0%
Motion - Modify Protective Order	MP	50	133	52	104%
Permanencv Plannina	PH	182	188	182	100%
Paternity	PT	81	229	88	109%
Remand Custodv	RC	124	124	124	100%
Child at Risk of Abuse or Nealect	RI	1	2	1	100%
Restoration of Parental Rights	RR	0	1	1	0%
Remand Visitation	RV	123	123	123	100%
Show Cause	SC	141	218	140	99%
Status Offense	ST	36	53	37	103%
Traffic	T	375	513	384	102%
Termination of Parental Rihts	TP	64	111	58	91%
Truancv/Runaway (Child in Need of Supervision)	TR	77	108	75	97%
Juvenile Total		3,983	8,883	4,157	104.4%
Totals		7,143	17,187	7,477	104.7%

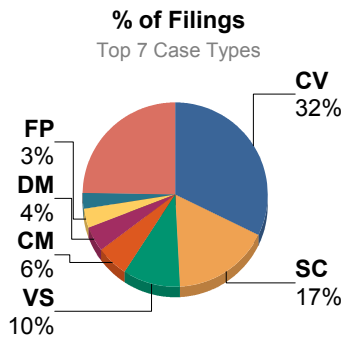


Case Type	Total Filings with %
Custody Visitation (CV)	1,776 25%
Show Cause (SC)	798 11%
Criminal Misdemeanor (CM)	759 11%
Civil Support (VS)	688 10%
Delinquency Misdemeanor (DM)	420 6%
Traffic (T)	375 5%
Criminal Felony (CF)	372 5%
Others	1,955 27%
Total	7,143 100%

Commonwealth of Virginia
Caseload Statistics of the J&DR District Courts
 January 2015 thru December 2015

Russell
 District: **29**
 Court ID: **229167**

	Filing Type	Filings	Hearings	Concluded	Clearance Rate
Adult					
Capias	CA	60	169	71	118%
Criminal Felony	CF	47	201	59	126%
Criminal Misdemeanor	CM	153	651	201	131%
Protective Order – Family Abuse	FP	85	159	85	100%
Motion - Modify Protective Order	MP	23	27	24	104%
Other	OT	3	3	3	100%
Protective Order - Violation of Protective Order Conviction	PV	8	9	8	100%
Restricted Driver's License	RL	1	2	1	100%
Remand Support	RS	24	24	24	100%
Show Cause	SC	445	1,278	455	102%
Civil Support	VS	265	536	255	96%
Adult Total		1,114	3,059	1,186	106.5%
Juvenile					
Abuse or Neglect	AN	76	240	76	100%
Protective Order – Non Family Abuse	AP	4	7	3	75%
Capias	CA	3	6	1	33%
Relief of Custody	CR	2	3	2	100%
Child in Need of Services	CS	39	119	35	90%
Custody Visitation	CV	861	2,039	813	94%
Delinquency Felony	DF	27	124	12	44%
Delinquency Misdemeanor	DM	118	369	116	98%
Emancipation	EP	4	6	5	125%
Entrustment Agreement	ET	5	8	4	80%
Foster Care Review	FC	56	62	56	100%
Initial Foster Care Review	IF	55	57	55	100%
Motion - Modify Protective Order	MP	22	50	26	118%
Permanency Planning	PH	59	63	59	100%
Paternity	PT	16	41	17	106%
Remand Custody	RC	32	32	32	100%
Child at Risk of Abuse or Neglect	RI	2	3	3	150%
Remand Visitation	RV	33	33	33	100%
Show Cause	SC	8	18	5	63%
Status Offense	ST	33	82	40	121%
Traffic	T	68	96	66	97%
Termination of Parental Rights	TP	20	41	20	100%
Truancy/Runaway (Child in Need of Supervision)	TR	17	86	17	100%
Juvenile Total		1,560	3,585	1,496	95.9%
Totals		2,674	6,644	2,682	100.3%



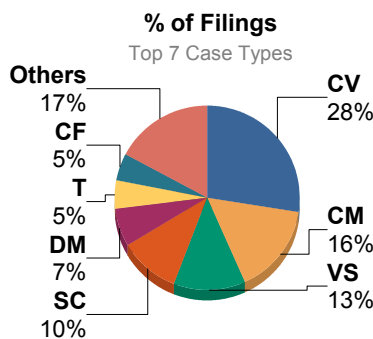
Top 7 Case Types

	Total Filings with %	
Custody Visitation (CV)	861	32%
Show Cause (SC)	453	17%
Civil Support (VS)	265	10%
Criminal Misdemeanor (CM)	153	6%
Delinquency Misdemeanor (DM)	118	4%
Protective Order – Family Abuse (FP)	85	3%
Abuse or Neglect (AN)	76	3%
Others	663	25%
Total	2,674	100%

Commonwealth of Virginia
Caseload Statistics of the J&DR District Courts
 January 2015 thru December 2015

Salem
 District: **23**
 Court ID: **223775**

	Filing Type	Filings	Hearings	Concluded	Clearance Rate
Adult					
Bond Forfeiture Show Cause	BF	5	8	5	100%
Capias	CA	17	56	21	124%
Criminal Felonv	CF	77	177	67	87%
Criminal Misdemeanor	CM	251	753	279	111%
Protective Order – Familv Abuse	FP	47	99	46	98%
Motion - Modifv Protective Order	MP	7	7	6	86%
Protective Order – Stalking/Acts of Violence	PC	1	2	1	100%
Protective Order - Violation of Protective Order Conviction	PV	5	5	5	100%
Remand Support	RS	20	20	20	100%
Show Cause	SC	162	408	165	102%
Restricted License - Support	SL	1	1	1	100%
Civil Support	VS	200	351	197	99%
Adult Total		793	1,887	813	102.5%
Juvenile					
Abuse or Neaglect	AN	25	98	30	120%
Protective Order – Non Familv Abuse	AP	1	2	1	100%
Capias	CA	0	4	3	0%
Relief of Custody	CR	2	3	2	100%
Child in Need of Services	CS	4	9	3	75%
Custody Visitation	CV	437	850	434	99%
Delinquencv Felonv	DF	21	114	38	181%
Delinquencv Misdemeanor	DM	108	526	151	140%
Emancipation	EP	2	4	2	100%
Foster Care Review	FC	18	18	18	100%
Initial Foster Care Review	IF	5	5	5	100%
Motion - Modifv Protective Order	MP	7	24	5	71%
Permanency Planning	PH	24	31	24	100%
Paternity	PT	12	20	12	100%
Remand Custody	RC	28	28	28	100%
Show Cause	SC	3	13	4	133%
Status Offense	ST	5	41	16	320%
Traffic	T	79	161	93	118%
Termination of Parental Rights	TP	9	17	15	167%
Truancv/Runaway (Child in Need of Supervision)	TR	6	20	7	117%
Juvenile Total		796	1,988	891	111.9%
Totals		1,589	3,875	1,704	107.2%

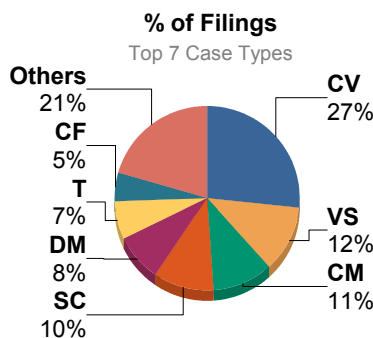


	Total Filings with %	
Custody Visitation (CV)	437	28%
Criminal Misdemeanor (CM)	251	16%
Civil Support (VS)	200	13%
Show Cause (SC)	165	10%
Delinquency Misdemeanor (DM)	108	7%
Traffic (T)	79	5%
Criminal Felony (CF)	77	5%
Others	272	17%
Total	1,589	100%

Commonwealth of Virginia
Caseload Statistics of the J&DR District Courts
 January 2015 thru December 2015

Scott
 District: **30**
 Court ID: **230169**

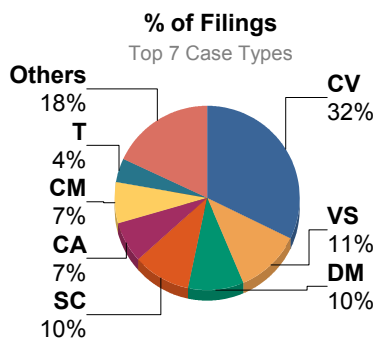
	Filing Type	Filings	Hearings	Concluded	Clearance Rate
Adult					
Capias	CA	35	117	57	163%
Criminal Felony	CF	66	187	61	92%
Criminal Misdemeanor	CM	141	506	138	98%
Protective Order – Family Abuse	FP	41	82	41	100%
Motion - Modify Protective Order	MP	4	4	3	75%
Other	OT	12	37	14	117%
Show Cause	SC	135	485	170	126%
Restricted License - Support	SL	12	12	11	92%
Civil Support	VS	155	326	168	108%
Adult Total		601	1,756	663	110.3%
Juvenile					
Abuse or Neglect	AN	27	113	29	107%
Capias	CA	0	2	2	0%
Relief of Custody	CR	2	6	2	100%
Child in Need of Services	CS	3	15	1	33%
Custody Visitation	CV	355	914	337	95%
Delinquency Felony	DF	9	58	7	78%
Delinquency Misdemeanor	DM	112	381	88	79%
Emancipation	EP	2	2	2	100%
Foster Care Review	FC	29	31	27	93%
Initial Foster Care Review	IF	29	30	29	100%
Non-Case	NC	1	1	1	100%
Permanency Planning	PH	28	35	28	100%
Paternity	PT	10	25	6	60%
Child at Risk of Abuse or Neglect	RI	1	1	1	100%
Show Cause	SC	3	33	7	233%
Status Offense	ST	5	38	8	160%
Traffic	T	89	95	88	99%
Termination of Parental Rights	TP	8	14	7	88%
Truancy/Runaway (Child in Need of Supervision)	TR	15	89	18	120%
Juvenile Total		728	1,883	688	94.5%
Totals		1,329	3,639	1,351	101.7%



Top 7 Case Types

Case Type	Total Filings	%
Custody Visitation (CV)	355	27%
Civil Support (VS)	155	12%
Criminal Misdemeanor (CM)	141	11%
Show Cause (SC)	138	10%
Delinquency Misdemeanor (DM)	112	8%
Traffic (T)	89	7%
Criminal Felony (CF)	66	5%
Others	273	21%
Total	1,329	100%

	Filing Type	Filings	Hearings	Concluded	Clearance Rate
Adult					
Protective Order - Non Familv Abuse	AP	5	8	4	80%
Capias	CA	213	363	235	110%
Criminal Felonv	CF	82	241	65	79%
Criminal Misdemeanor	CM	210	627	210	100%
Criminal Support	CS	1	3	1	100%
Protective Order – Familv Abuse	FP	55	113	57	104%
Motion - Modifv Protective Order	MP	14	16	14	100%
Other	OT	4	4	4	100%
Protective Order - Violation of Protective Order Conviction	PV	5	5	5	100%
Remand Support	RS	9	9	9	100%
Show Cause	SC	256	520	268	105%
Restricted License - Support	SL	13	14	14	108%
Civil Support	VS	329	614	325	99%
Adult Total		1,196	2,537	1,211	101.3%
Juvenile					
Abuse or Nealect	AN	46	184	53	115%
Protective Order – Non Familv Abuse	AP	3	4	3	100%
Relief of Custody	CR	2	2	0	0%
Child in Need of Services	CS	12	26	10	83%
Custody Visitation	CV	935	2,090	971	104%
Delinquencv Felonv	DF	58	210	58	100%
Delinquencv Misdemeanor	DM	287	573	165	57%
Entrustment Agreement	ET	5	7	5	100%
Foster Care Review	FC	20	20	20	100%
Initial Foster Care Review	IF	8	8	8	100%
Juvenile Support	JS	1	2	1	100%
Motion - Modifv Protective Order	MP	3	5	1	33%
Permanencv Planning	PH	15	16	15	100%
Paternity	PT	15	31	13	87%
Remand Custody	RC	14	14	14	100%
Child at Risk of Abuse or Nealect	RI	2	8	0	0%
Remand Visitation	RV	14	14	14	100%
Show Cause	SC	30	59	26	87%
Status Offense	ST	93	153	95	102%
Traffic	T	116	148	126	109%
Termination of Parental Rihts	TP	1	3	1	100%
Truancv/Runawav (Child in Need of Supervision)	TR	27	44	22	81%
Juvenile Total		1,707	3,621	1,621	95.0%
Totals		2,903	6,158	2,832	97.6%

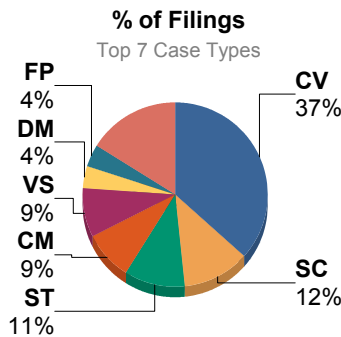


Case Type	Total Filings	%
Custody Visitation (CV)	935	32%
Civil Support (VS)	329	11%
Delinquency Misdemeanor (DM)	287	10%
Show Cause (SC)	286	10%
Capias (CA)	213	7%
Criminal Misdemeanor (CM)	210	7%
Traffic (T)	116	4%
Others	527	18%
Total	2,903	100%

Commonwealth of Virginia
Caseload Statistics of the J&DR District Courts
 January 2015 thru December 2015

Smyth
 District: **28**
 Court ID: **228173**

	Filing Type	Filings	Hearings	Concluded	Clearance Rate
Adult					
Protective Order - Non Familv Abuse	AP	4	6	4	100%
Capias	CA	82	233	96	117%
Criminal Felonv	CF	112	358	64	57%
Criminal Misdemeanor	CM	299	871	288	96%
Protective Order – Familv Abuse	FP	124	262	116	94%
Motion - Modifv Protective Order	MP	8	8	8	100%
Other	OT	11	16	11	100%
Protective Order – Stalkina/Acts of Violence	PC	1	1	1	100%
Remand Support	RS	23	23	23	100%
Show Cause	SC	378	1,133	405	107%
Restricted License - Support	SL	8	9	8	100%
Civil Support	VS	296	543	295	100%
Adult Total		1,346	3,463	1,319	98.0%
Juvenile					
Abuse or Nealect	AN	28	95	30	107%
Protective Order – Non Familv Abuse	AP	6	6	6	100%
Relief of Custody	CR	8	13	8	100%
Child in Need of Services	CS	1	3	1	100%
Custodv Visitation	CV	1,263	2,635	1,106	88%
Delinquencv Felonv	DF	26	92	30	115%
Delinquencv Misdemeanor	DM	141	582	227	161%
Emancipation	EP	1	1	1	100%
Entrustment Agreement	ET	1	1	1	100%
Foster Care Review	FC	16	17	16	100%
Protective Order – Familv Abuse	FP	2	2	2	100%
Initial Foster Care Review	IF	21	23	21	100%
Juvenile Support	JS	1	1	0	0%
Permanencv Planning	PH	23	26	23	100%
Paternity	PT	7	13	6	86%
Remand Custody	RC	40	40	40	100%
Remand Visitation	RV	38	38	38	100%
Show Cause	SC	24	59	22	92%
Status Offense	ST	366	419	369	101%
Traffic	T	72	97	77	107%
Termination of Parental Rights	TP	15	26	8	53%
Truancv/Runawav (Child in Need of Supervision)	TR	7	20	8	114%
Juvenile Total		2,107	4,209	2,040	96.8%
Totals		3,453	7,672	3,359	97.3%



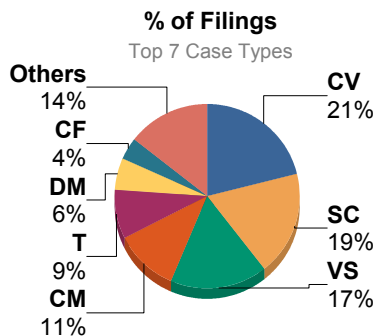
Top 7 Case Types

	Total Filings with %	
Custody Visitation (CV)	1,263	37%
Show Cause (SC)	402	12%
Status Offense (ST)	366	11%
Criminal Misdemeanor (CM)	299	9%
Civil Support (VS)	296	9%
Delinquency Misdemeanor (DM)	141	4%
Protective Order – Familv Abuse (FP)	126	4%
Others	560	16%
Total	3,453	100%

Commonwealth of Virginia
Caseload Statistics of the J&DR District Courts
 January 2015 thru December 2015

Southampton
 District: **5**
 Court ID: **205175**

	Filing Type	Filings	Hearings	Concluded	Clearance Rate
Adult					
Protective Order - Non Familv Abuse	AP	2	3	2	100%
Bond Forfeiture Show Cause	BF	1	2	1	100%
Capias	CA	24	74	20	83%
Criminal Felonv	CF	37	115	38	103%
Criminal Misdemeanor	CM	107	379	128	120%
Protective Order – Familv Abuse	FP	25	54	27	108%
Motion - Modifv Protective Order	MP	6	6	5	83%
Non-Case	NC	1	1	1	100%
Other	OT	1	1	1	100%
Remand Support	RS	12	12	12	100%
Show Cause	SC	174	519	181	104%
Restricted License - Support	SL	1	1	1	100%
Civil Support	VS	159	269	160	101%
Adult Total		550	1,436	577	104.9%
Juvenile					
Abuse or Nealect	AN	1	3	2	200%
Protective Order – Non Familv Abuse	AP	1	3	1	100%
Capias	CA	0	3	1	0%
Relief of Custodv	CR	1	3	1	100%
Child in Need of Services	CS	1	2	1	100%
Custodv Visitation	CV	199	454	227	114%
Delinquencv Felonv	DF	9	58	13	144%
Delinquencv Misdemeanor	DM	53	170	45	85%
Foster Care Review	FC	8	8	8	100%
Initial Foster Care Review	IF	3	3	3	100%
Permanencv Plannina	PH	3	3	3	100%
Paternity	PT	1	1	1	100%
Remand Custodv	RC	19	20	19	100%
Child at Risk of Abuse or Nealect	RI	1	2	1	100%
Remand Visitation	RV	11	11	11	100%
Show Cause	SC	2	4	1	50%
Status Offense	ST	1	1	1	100%
Traffic	T	81	148	88	109%
Termination of Parental Rights	TP	2	2	0	0%
Truancv/Runaway (Child in Need of Supervision)	TR	1	5	0	0%
Juvenile Total		398	904	427	107.3%
Totals		948	2,340	1,004	105.9%



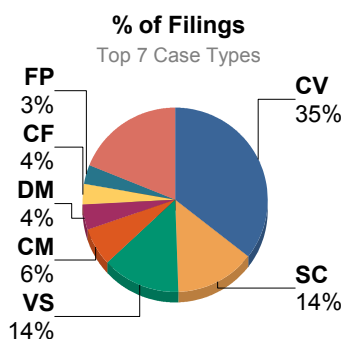
Top 7 Case Types

Case Type	Total Filings with %
Custody Visitation (CV)	199 21%
Show Cause (SC)	176 19%
Civil Support (VS)	159 17%
Criminal Misdemeanor (CM)	107 11%
Traffic (T)	81 9%
Delinquency Misdemeanor (DM)	53 6%
Criminal Felony (CF)	37 4%
Others	136 14%
Total	948 100%

Commonwealth of Virginia
Caseload Statistics of the J&DR District Courts
 January 2015 thru December 2015

Spotsylvania
 District: **15**
 Court ID: **215177**

	Filing Type	Filings	Hearings	Concluded	Clearance Rate
Adult					
Protective Order - Non Familv Abuse	AP	2	5	2	100%
Bond Forfeiture Show Cause	BF	2	2	1	50%
Capias	CA	187	640	219	117%
Criminal Felonv	CF	310	914	340	110%
Criminal Misdemeanor	CM	522	1,493	554	106%
Criminal Support	CS	16	24	12	75%
Protective Order – Familv Abuse	FP	269	565	270	100%
Motion - Modifv Protective Order	MP	33	37	33	100%
Non-Case	NC	2	2	2	100%
Other	OT	1	1	1	100%
Protective Order – Stalkina/Acts of Violence	PC	1	1	1	100%
Violation - Familv Abuse Protective Order	PS	2	2	2	100%
Protective Order - Violation of Protective Order Conviction	PV	7	7	7	100%
Remand Support	RS	65	66	65	100%
Show Cause	SC	1,011	2,520	1,002	99%
Restricted License - Support	SL	20	23	19	95%
Civil Support	VS	1,114	2,136	1,147	103%
Adult Total		3,564	8,438	3,677	103.2%
Juvenile					
Abuse or Nealect	AN	94	390	64	68%
Protective Order – Non Familv Abuse	AP	4	7	4	100%
Capias	CA	7	19	7	100%
Relief of Custodv	CR	11	16	11	100%
Child in Need of Services	CS	29	74	25	86%
Custodv Visitation	CV	2,860	5,670	2,838	99%
Delinquencv Felonv	DF	214	1,109	236	110%
Delinquencv Misdemeanor	DM	354	1,136	385	109%
Emancipation	EP	1	1	0	0%
Entrustment Aareement	ET	5	7	3	60%
Foster Care Review	FC	86	101	86	100%
Protective Order – Familv Abuse	FP	2	5	2	100%
Initial Foster Care Review	IF	42	60	38	90%
Motion - Modifv Protective Order	MP	4	4	4	100%
Non-Case	NC	7	8	7	100%
Permanencv Planning	PH	41	60	42	102%
Paternity	PT	171	288	186	109%
Remand Custodv	RC	104	104	104	100%
Child at Risk of Abuse or Nealect	RI	4	8	4	100%
Remand Visitation	RV	104	104	104	100%
Show Cause	SC	113	255	115	102%
Status Offense	ST	8	21	13	163%
Traffic	T	155	188	158	102%
Termination of Parental Rights	TP	48	71	37	77%
Truancv/Runaway (Child in Need of Supervision)	TR	36	120	29	81%
Juvenile Total		4,504	9,826	4,502	100.0%
Totals		8,068	18,264	8,179	101.4%



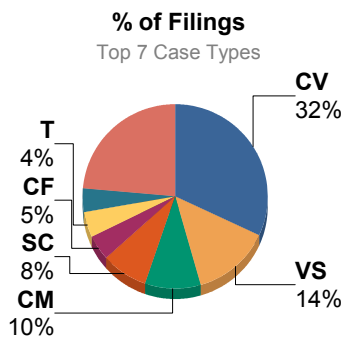
Top 7 Case Types

Case Type	Total Filings with %
Custody Visitation (CV)	2,860 35%
Show Cause (SC)	1,124 14%
Civil Support (VS)	1,114 14%
Criminal Misdemeanor (CM)	522 6%
Delinquency Misdemeanor (DM)	354 4%
Criminal Felony (CF)	310 4%
Protective Order – Familv Abuse (FP)	271 3%
Others	1,513 19%
Total	8,068 100%

Commonwealth of Virginia
Caseload Statistics of the J&DR District Courts
 January 2015 thru December 2015

Stafford
 District: **15**
 Court ID: **215179**

	Filing Type	Filings	Hearings	Concluded	Clearance Rate
Adult					
Protective Order - Non Familv Abuse	AP	4	7	3	75%
Bond Forfeiture Show Cause	BF	11	24	13	118%
Capias	CA	304	1,006	371	122%
Criminal Felonv	CF	448	1,221	400	89%
Criminal Misdemeanor	CM	962	3,259	978	102%
Protective Order – Familv Abuse	FP	272	522	273	100%
Motion - Modifv Protective Order	MP	14	19	14	100%
Non-Case	NC	47	55	43	91%
Other	OT	51	58	48	94%
Protective Order – Stalking/Acts of Violence	PC	3	4	3	100%
Violation - Familv Abuse Protective Order	PS	26	30	26	100%
Protective Order - Violation of Protective Order Conviction	PV	5	5	5	100%
Restricted Driver's License	RL	3	4	3	100%
Remand Support	RS	241	241	241	100%
Show Cause	SC	746	1,873	787	105%
Restricted License - Support	SL	28	99	34	121%
Civil Support	VS	1,342	2,302	1,345	100%
Adult Total		4,507	10,729	4,587	101.8%
Juvenile					
Abuse or Nealect	AN	43	139	51	119%
Protective Order – Non Familv Abuse	AP	11	27	11	100%
Capias	CA	34	102	37	109%
Child in Need of Services	CS	31	89	30	97%
Custodv Visitation	CV	3,117	5,806	3,057	98%
Delinquencv Felonv	DF	166	771	177	107%
Delinquencv Misdemeanor	DM	425	1,563	504	119%
Entrustment Aareement	ET	1	6	5	500%
Foster Care Review	FC	23	42	23	100%
Protective Order – Familv Abuse	FP	3	6	3	100%
Initial Foster Care Review	IF	16	19	14	88%
Juvenile Support	JS	2	5	2	100%
Motion - Modifv Protective Order	MP	5	6	5	100%
Non-Case	NC	34	36	31	91%
Permanencv Planning	PH	31	34	28	90%
Violation - Familv Abuse Protective Order	PS	1	1	1	100%
Paternity	PT	318	492	321	101%
Remand Custodv	RC	258	259	258	100%
Child at Risk of Abuse or Nealect	RI	0	1	1	0%
Remand Visitation	RV	258	259	258	100%
Show Cause	SC	24	53	23	96%
Status Offense	ST	47	95	65	138%
Traffic	T	431	772	469	109%
Termination of Parental Rights	TP	8	9	5	63%
Juvenile Total		5,287	10,592	5,379	101.7%
Totals		9,794	21,321	9,966	101.8%



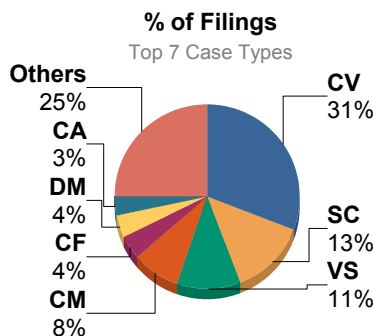
Top 7 Case Types

Case Type	Total Filings with %
Custody Visitation (CV)	3,117 32%
Civil Support (VS)	1,342 14%
Criminal Misdemeanor (CM)	962 10%
Show Cause (SC)	770 8%
Criminal Felony (CF)	448 5%
Traffic (T)	431 4%
Delinquency Misdemeanor (DM)	425 4%
Others	2,299 23%
Total	9,794 100%

Commonwealth of Virginia
Caseload Statistics of the J&DR District Courts
 January 2015 thru December 2015

Staunton
 District: **25**
 Court ID: **225790**

	Filing Type	Filings	Hearings	Concluded	Clearance Rate
Adult					
Protective Order - Non Familv Abuse	AP	6	11	6	100%
Bond Forfeiture Show Cause	BF	10	21	13	130%
Capias	CA	77	257	89	116%
Criminal Felonv	CF	92	242	106	115%
Criminal Misdemeanor	CM	191	592	185	97%
Protective Order – Familv Abuse	FP	54	121	56	104%
Motion - Modifv Protective Order	MP	8	9	9	113%
Non-Case	NC	1	1	1	100%
Other	OT	6	8	6	100%
Remand Support	RS	39	40	39	100%
Show Cause	SC	291	922	323	111%
Restricted License - Support	SL	9	9	8	89%
Civil Support	VS	260	368	249	96%
Adult Total		1,044	2,601	1,090	104.4%
Juvenile					
Abuse or Nealect	AN	57	240	56	98%
Protective Order – Non Familv Abuse	AP	4	8	4	100%
Relief of Custody	CR	1	1	1	100%
Child in Need of Services	CS	6	14	2	33%
Custody Visitation	CV	706	1,137	637	90%
Delinquencv Felonv	DF	16	104	31	194%
Delinquencv Misdemeanor	DM	91	531	126	138%
Emancipation	EP	1	2	1	100%
Foster Care Review	FC	67	71	67	100%
Initial Foster Care Review	IF	17	17	17	100%
Motion - Modifv Protective Order	MP	17	24	16	94%
Non-Case	NC	26	34	22	85%
Permanencv Planning	PH	20	22	20	100%
Paternity	PT	3	5	4	133%
Remand Custody	RC	62	62	62	100%
Remand Visitation	RV	64	64	64	100%
Show Cause	SC	15	44	17	113%
Status Offense	ST	8	37	10	125%
Traffic	T	41	72	30	73%
Termination of Parental Rights	TP	17	77	31	182%
Truancv/Runawav (Child in Need of Supervision)	TR	15	77	16	107%
Juvenile Total		1,254	2,643	1,234	98.4%
Totals		2,298	5,244	2,324	101.1%



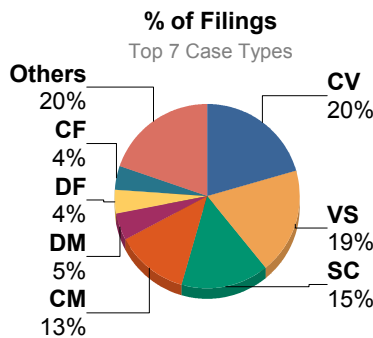
Top 7 Case Types

Case Type	Total Filings	%
Custody Visitation (CV)	706	31%
Show Cause (SC)	306	13%
Civil Support (VS)	260	11%
Criminal Misdemeanor (CM)	191	8%
Criminal Felony (CF)	92	4%
Delinquency Misdemeanor (DM)	91	4%
Capias (CA)	77	3%
Others	575	25%
Total	2,298	100%

Commonwealth of Virginia
Caseload Statistics of the J&DR District Courts
 January 2015 thru December 2015

Suffolk
 District: **5**
 Court ID: **205800**

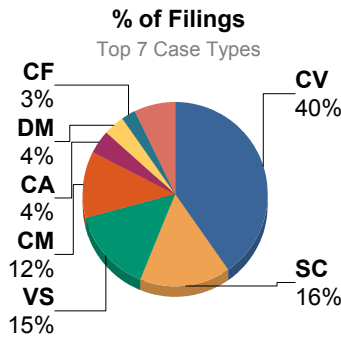
	Filing Type	Filings	Hearings	Concluded	Clearance Rate
Adult					
Protective Order - Non Familv Abuse	AP	5	7	4	80%
Bond Forfeiture Show Cause	BF	1	2	1	100%
Capias	CA	124	422	166	134%
Criminal Felonv	CF	211	588	182	86%
Criminal Misdemeanor	CM	662	2,042	665	100%
Protective Order – Familv Abuse	FP	147	335	147	100%
Motion - Modifv Protective Order	MP	18	21	17	94%
Other	OT	6	10	3	50%
Remand Support	RS	123	123	123	100%
Show Cause	SC	761	2,230	881	116%
Restricted License - Support	SL	15	20	15	100%
Civil Support	VS	966	1,425	934	97%
Adult Total		3,039	7,225	3,138	103.3%
Juvenile					
Abuse or Nealect	AN	1	2	1	100%
Protective Order – Non Familv Abuse	AP	1	2	1	100%
Capias	CA	5	12	2	40%
Child in Need of Services	CS	0	7	1	0%
Custodv Visitation	CV	1,048	1,644	1,076	103%
Delinquencv Felonv	DF	214	931	201	94%
Delinquencv Misdemeanor	DM	243	1,049	333	137%
Foster Care Review	FC	27	28	27	100%
Permanencv Planning	PH	11	12	11	100%
Paternitv	PT	23	50	18	78%
Remand Custodv	RC	164	164	164	100%
Remand Visitation	RV	104	104	104	100%
Show Cause	SC	9	18	9	100%
Status Offense	ST	53	246	90	170%
Traffic	T	180	529	193	107%
Termination of Parental Rihts	TP	4	4	4	100%
Juvenile Total		2,087	4,802	2,235	107.1%
Totals		5,126	12,027	5,373	104.8%



Top 7 Case Types

	Total Filings with %	
Custody Visitation (CV)	1,048	20%
Civil Support (VS)	966	19%
Show Cause (SC)	770	15%
Criminal Misdemeanor (CM)	662	13%
Delinquency Misdemeanor (DM)	243	5%
Delinquency Felony (DF)	214	4%
Criminal Felony (CF)	211	4%
Others	1,012	20%
Total	5,126	100%

	Filing Type	Filings	Hearings	Concluded	Clearance Rate
Adult					
Protective Order - Non Family Abuse	AP	0	1	1	0%
Bond Forfeiture Show Cause	BF	2	3	3	150%
Capias	CA	17	62	24	141%
Criminal Felony	CF	11	41	14	127%
Criminal Misdemeanor	CM	51	128	47	92%
Criminal Support	CS	1	2	0	0%
Protective Order – Family Abuse	FP	8	18	8	100%
Non-Case	NC	1	2	0	0%
Other	OT	1	3	1	100%
Show Cause	SC	64	200	62	97%
Civil Support	VS	64	127	62	97%
Adult Total		220	587	222	100.9%
Juvenile					
Abuse or Neglect	AN	2	7	4	200%
Capias	CA	1	4	1	100%
Child in Need of Services	CS	0	4	1	0%
Custody Visitation	CV	175	387	126	72%
Delinquency Felony	DF	5	35	5	100%
Delinquency Misdemeanor	DM	16	77	23	144%
Motion - Modify Protective Order	MP	1	4	1	100%
Paternity	PT	1	4	1	100%
Show Cause	SC	5	15	5	100%
Status Offense	ST	1	6	1	100%
Traffic	T	7	30	12	171%
Truancy/Runaway (Child in Need of Supervision)	TR	1	1	1	100%
Juvenile Total		215	574	181	84.2%
Totals		435	1,161	403	92.6%



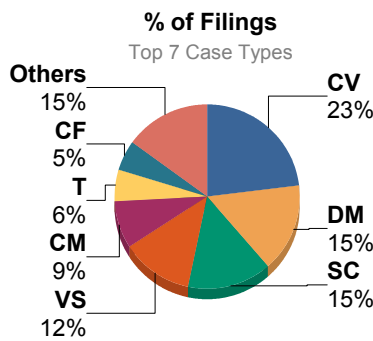
Top 7 Case Types

	Total Filings with %	
Custody Visitation (CV)	175	40%
Show Cause (SC)	69	16%
Civil Support (VS)	64	15%
Criminal Misdemeanor (CM)	51	12%
Capias (CA)	18	4%
Delinquency Misdemeanor (DM)	16	4%
Criminal Felony (CF)	11	3%
Others	31	7%
Total	435	100%

Commonwealth of Virginia
Caseload Statistics of the J&DR District Courts
 January 2015 thru December 2015

Sussex
 District: **6**
 Court ID: **206183**

	Filing Type	Filings	Hearings	Concluded	Clearance Rate
Adult					
Bond Forfeiture Show Cause	BF	1	1	1	100%
Capias	CA	29	73	32	110%
Criminal Felonv	CF	38	187	41	108%
Criminal Misdemeanor	CM	63	270	58	92%
Protective Order – Familv Abuse	FP	17	29	17	100%
Motion - Modifv Protective Order	MP	2	2	2	100%
Non-Case	NC	2	2	2	100%
Violation - Familv Abuse Protective Order	PS	1	3	1	100%
Remand Support	RS	2	2	2	100%
Show Cause	SC	98	343	109	111%
Restricted License - Support	SL	1	1	1	100%
Civil Support	VS	92	200	97	105%
Adult Total		346	1,113	363	104.9%
Juvenile					
Abuse or Nealect	AN	2	6	2	100%
Capias	CA	1	3	2	200%
Relief of Custody	CR	2	2	1	50%
Child in Need of Services	CS	1	11	1	100%
Custody Visitation	CV	170	335	137	81%
Delinquency Felony	DF	16	167	28	175%
Delinquency Misdemeanor	DM	114	413	120	105%
Entrustment Agreement	ET	0	1	0	0%
Non-Case	NC	5	5	5	100%
Permanency Planning	PH	8	14	5	63%
Paternity	PT	4	6	2	50%
Remand Custody	RC	4	4	4	100%
Show Cause	SC	11	41	16	145%
Status Offense	ST	2	8	4	200%
Traffic	T	41	86	40	98%
Termination of Parental Rights	TP	9	9	0	0%
Truancy/Runaway (Child in Need of Supervision)	TR	2	17	2	100%
Juvenile Total		392	1,128	369	94.1%
Totals		738	2,241	732	99.2%



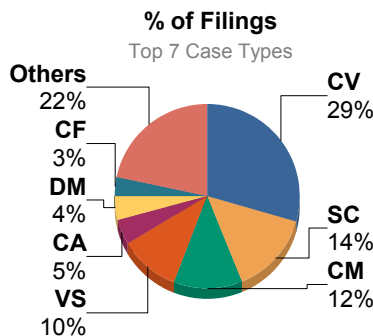
Top 7 Case Types

	Total Filings with %	
Custody Visitation (CV)	170	23%
Delinquency Misdemeanor (DM)	114	15%
Show Cause (SC)	109	15%
Civil Support (VS)	92	12%
Criminal Misdemeanor (CM)	63	9%
Traffic (T)	41	6%
Criminal Felony (CF)	38	5%
Others	111	15%
Total	738	100%

Commonwealth of Virginia
Caseload Statistics of the J&DR District Courts
 January 2015 thru December 2015

Tazewell
 District: **29**
 Court ID: **229185**

	Filing Type	Filings	Hearings	Concluded	Clearance Rate
Adult					
Capias	CA	160	559	200	125%
Criminal Felony	CF	113	446	126	112%
Criminal Misdemeanor	CM	416	1,606	473	114%
Protective Order – Family Abuse	FP	113	256	113	100%
Motion - Modify Protective Order	MP	13	18	13	100%
Non-Case	NC	64	65	64	100%
Other	OT	9	10	9	100%
Remand Support	RS	32	32	32	100%
Show Cause	SC	473	1,679	548	116%
Restricted License - Support	SL	13	14	12	92%
Civil Support	VS	363	814	393	108%
Adult Total		1,769	5,499	1,983	112.1%
Juvenile					
Abuse or Neglect	AN	42	131	38	90%
Protective Order – Non Family Abuse	AP	6	15	7	117%
Relief of Custody	CR	7	14	7	100%
Child in Need of Services	CS	7	24	6	86%
Custody Visitation	CV	1,020	2,597	948	93%
Delinquency Felony	DF	31	159	27	87%
Delinquency Misdemeanor	DM	145	444	143	99%
Emancipation	EP	1	1	1	100%
Entrustment Agreement	ET	17	19	17	100%
Foster Care Review	FC	44	45	44	100%
Protective Order – Family Abuse	FP	0	1	1	0%
Initial Foster Care Review	IF	11	11	11	100%
Juvenile Support	JS	1	1	1	100%
Motion - Modify Protective Order	MP	5	6	5	100%
Permanency Planning	PH	54	54	54	100%
Paternity	PT	13	34	15	115%
Remand Custody	RC	72	72	72	100%
Show Cause	SC	28	61	27	96%
Status Offense	ST	41	69	41	100%
Traffic	T	81	151	82	101%
Termination of Parental Rights	TP	27	46	25	93%
Truancy/Runaway (Child in Need of Supervision)	TR	45	180	55	122%
Juvenile Total		1,698	4,135	1,627	95.8%
Totals		3,467	9,634	3,610	104.1%



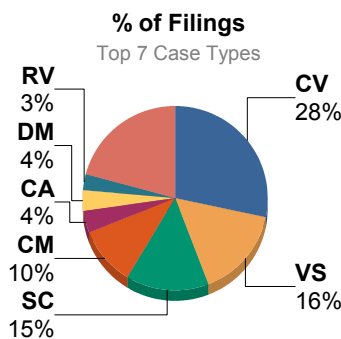
Top 7 Case Types

Case Type	Total Filings with %
Custody Visitation (CV)	1,020 29%
Show Cause (SC)	501 14%
Criminal Misdemeanor (CM)	416 12%
Civil Support (VS)	363 10%
Capias (CA)	160 5%
Delinquency Misdemeanor (DM)	145 4%
Criminal Felony (CF)	113 3%
Others	749 22%
Total	3,467 100%

Commonwealth of Virginia
Caseload Statistics of the J&DR District Courts
 January 2015 thru December 2015

Virginia Beach
 District: 2
 Court ID: 202810

	Filing Type	Filings	Hearings	Concluded	Clearance Rate
Adult					
Protective Order - Non Familv Abuse	AP	24	54	24	100%
Bond Forfeiture Show Cause	BF	14	26	16	114%
Capias	CA	963	3,404	1,385	144%
Criminal Felonv	CF	433	2,042	458	106%
Criminal Misdemeanor	CM	2,738	8,556	2,910	106%
Criminal Support	CS	2	8	4	200%
Protective Order – Familv Abuse	FP	731	1,639	720	98%
Motion - Modifv Protective Order	MP	69	96	67	97%
Non-Case	NC	3	6	3	100%
Other	OT	38	89	41	108%
Protective Order – Stalkina/Acts of Violence	PC	2	2	2	100%
Violation - Familv Abuse Protective Order	PS	3	3	3	100%
Protective Order - Violation of Protective Order Conviction	PV	14	15	14	100%
Remand Support	RS	568	577	573	101%
Show Cause	SC	3,738	9,313	4,178	112%
Restricted License - Support	SL	73	84	72	99%
Civil Support	VS	4,158	8,279	4,212	101%
Adult Total		13,571	34,193	14,682	108.2%
Juvenile					
Abuse or Nealect	AN	242	832	254	105%
Protective Order – Non Familv Abuse	AP	40	96	35	88%
Capias	CA	44	161	65	148%
Relief of Custodv	CR	21	39	20	95%
Child in Need of Services	CS	10	40	14	140%
Custodv Visitation	CV	7,564	17,127	7,498	99%
Delinquencv Felonv	DF	560	3,402	525	94%
Delinquencv Misdemeanor	DM	995	4,473	1,160	117%
Emancipation	EP	3	6	4	133%
Entrustment Aareement	ET	21	21	21	100%
Foster Care Review	FC	198	203	198	100%
Protective Order – Familv Abuse	FP	2	2	2	100%
Initial Foster Care Review	IF	79	84	79	100%
Juvenile Support	JS	2	5	2	100%
Motion - Modifv Protective Order	MP	29	58	29	100%
Non-Case	NC	127	134	125	98%
Permanencv Plannina	PH	176	186	177	101%
Paternity	PT	113	214	110	97%
Remand Custodv	RC	742	745	745	100%
Child at Risk of Abuse or Nealect	RI	55	174	50	91%
Remand Visitation	RV	749	751	750	100%
Show Cause	SC	141	372	153	109%
Status Offense	ST	313	779	355	113%
Traffic	T	729	1,317	791	109%
Termination of Parental Rights	TP	67	115	56	84%
Truancv/Runaway (Child in Need of Supervision)	TR	7	40	6	86%
Juvenile Total		13,029	31,376	13,224	101.5%
Totals		26,600	65,569	27,906	104.9%



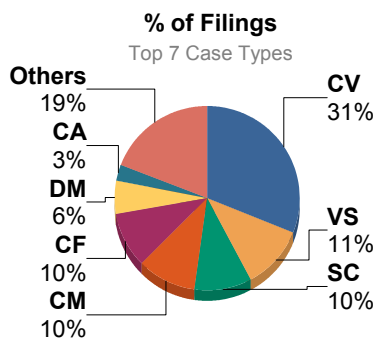
Top 7 Case Types

Case Type	Total Filings with %
Custody Visitation (CV)	7,564 28%
Civil Support (VS)	4,158 16%
Show Cause (SC)	3,879 15%
Criminal Misdemeanor (CM)	2,738 10%
Capias (CA)	1,007 4%
Delinquency Misdemeanor (DM)	995 4%
Remand Visitation (RV)	749 3%
Others	5,510 21%
Total	26,600 100%

Commonwealth of Virginia
Caseload Statistics of the J&DR District Courts
 January 2015 thru December 2015

Warren
 District: **26**
 Court ID: **226187**

	Filing Type	Filings	Hearings	Concluded	Clearance Rate
Adult					
Protective Order - Non Family Abuse	AP	4	5	4	100%
Bond Forfeiture Show Cause	BF	1	1	1	100%
Capias	CA	95	157	80	84%
Criminal Felony	CF	344	539	307	89%
Criminal Misdemeanor	CM	352	770	345	98%
Protective Order – Family Abuse	FP	79	179	84	106%
Motion - Modify Protective Order	MP	12	17	11	92%
Non-Case	NC	4	4	4	100%
Other	OT	7	7	7	100%
Protective Order - Violation of Protective Order Conviction	PV	7	7	7	100%
Remand Support	RS	44	47	44	100%
Show Cause	SC	269	628	288	107%
Restricted License - Support	SL	14	14	14	100%
Civil Support	VS	384	655	386	101%
Adult Total		1,616	3,030	1,582	97.9%
Juvenile					
Abuse or Neglect	AN	31	95	23	74%
Protective Order – Non Family Abuse	AP	3	9	3	100%
Capias	CA	1	2	1	100%
Relief of Custody	CR	1	1	1	100%
Child in Need of Services	CS	15	35	17	113%
Custody Visitation	CV	1,090	2,405	1,074	99%
Delinquency Felony	DF	37	154	34	92%
Delinquency Misdemeanor	DM	209	552	194	93%
Emancipation	EP	1	2	1	100%
Entrustment Agreement	ET	3	3	1	33%
Foster Care Review	FC	13	13	13	100%
Initial Foster Care Review	IF	2	2	2	100%
Motion - Modify Protective Order	MP	3	8	5	167%
Non-Case	NC	5	5	4	80%
Permanency Planning	PH	19	25	18	95%
Paternity	PT	29	51	28	97%
Remand Custody	RC	94	95	95	101%
Child at Risk of Abuse or Neglect	RI	2	5	0	0%
Remand Visitation	RV	92	93	93	101%
Show Cause	SC	89	214	86	97%
Status Offense	ST	41	64	28	68%
Traffic	T	71	79	77	108%
Termination of Parental Rights	TP	9	15	5	56%
Truancy/Runaway (Child in Need of Supervision)	TR	26	102	32	123%
Juvenile Total		1,886	4,029	1,835	97.3%
Totals		3,502	7,059	3,417	97.6%



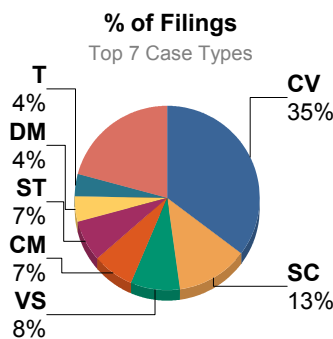
Top 7 Case Types

Case Type	Total Filings with %
Custody Visitation (CV)	1,090 31%
Civil Support (VS)	384 11%
Show Cause (SC)	358 10%
Criminal Misdemeanor (CM)	352 10%
Criminal Felony (CF)	344 10%
Delinquency Misdemeanor (DM)	209 6%
Capias (CA)	96 3%
Others	669 19%
Total	3,502 100%

Commonwealth of Virginia
Caseload Statistics of the J&DR District Courts
 January 2015 thru December 2015

Washington
 District: **28**
 Court ID: **228191**

	Filing Type	Filings	Hearings	Concluded	Clearance Rate
Adult					
Bond Forfeiture Show Cause	BF	2	6	2	100%
Capias	CA	70	210	83	119%
Criminal Felonv	CF	71	294	96	135%
Criminal Misdemeanor	CM	255	911	284	111%
Protective Order – Familv Abuse	FP	116	259	124	107%
Motion - Modifv Protective Order	MP	14	14	14	100%
Non-Case	NC	11	11	11	100%
Other	OT	5	6	3	60%
Protective Order – Stalkina/Acts of Violence	PC	1	2	1	100%
Remand Support	RS	39	40	40	103%
Show Cause	SC	420	1,466	415	99%
Restricted License - Support	SL	9	9	9	100%
Civil Support	VS	288	538	292	101%
Adult Total		1,301	3,766	1,374	105.6%
Juvenile					
Abuse or Nealect	AN	48	159	54	113%
Protective Order – Non Familv Abuse	AP	3	3	3	100%
Capias	CA	2	4	2	100%
Relief of Custodv	CR	16	21	16	100%
Custody Visitation	CV	1,218	2,858	1,270	104%
Delinquencv Felonv	DF	20	145	45	225%
Delinquencv Misdemeanor	DM	149	498	184	123%
Emancipation	EP	1	1	1	100%
Entrustment Aareement	ET	7	7	7	100%
Foster Care Review	FC	42	42	42	100%
Initial Foster Care Review	IF	25	25	25	100%
Motion - Modifv Protective Order	MP	11	17	13	118%
Non-Case	NC	4	4	4	100%
Permanencv Plannina	PH	35	36	35	100%
Paternity	PT	11	29	10	91%
Remand Custodv	RC	63	63	63	100%
Remand Visitation	RV	67	67	67	100%
Show Cause	SC	12	35	10	83%
Status Offense	ST	248	305	257	104%
Traffic	T	140	204	138	99%
Termination of Parental Rihts	TP	18	47	16	89%
Truancv/Runaway (Child in Need of Supervision)	TR	3	7	4	133%
Juvenile Total		2,143	4,577	2,266	105.7%
Totals		3,444	8,343	3,640	105.7%



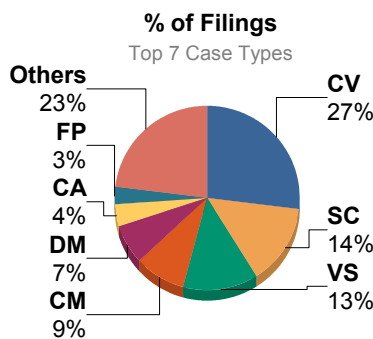
Top 7 Case Types

Case Type	Total Filings with %
Custody Visitation (CV)	1,218 35%
Show Cause (SC)	432 13%
Civil Support (VS)	288 8%
Criminal Misdemeanor (CM)	255 7%
Status Offense (ST)	248 7%
Delinquency Misdemeanor (DM)	149 4%
Traffic (T)	140 4%
Others	714 21%
Total	3,444 100%

Commonwealth of Virginia
Caseload Statistics of the J&DR District Courts
 January 2015 thru December 2015

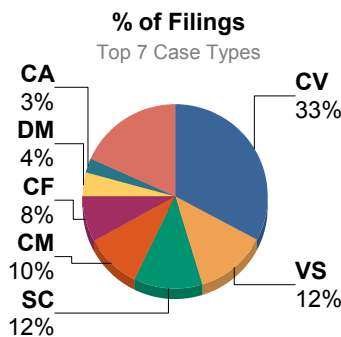
Waynesboro
 District: **25**
 Court ID: **225820**

	Filing Type	Filings	Hearings	Concluded	Clearance Rate
Adult					
Capias	CA	88	195	102	116%
Criminal Felony	CF	74	173	74	100%
Criminal Misdemeanor	CM	217	536	208	96%
Protective Order – Family Abuse	FP	75	149	73	97%
Motion - Modify Protective Order	MP	16	17	16	100%
Non-Case	NC	16	16	16	100%
Other	OT	2	2	2	100%
Protective Order – Stalking/Acts of Violence	PC	2	2	2	100%
Protective Order - Violation of Protective Order Conviction	PV	3	4	3	100%
Remand Support	RS	18	19	18	100%
Show Cause	SC	334	993	399	119%
Restricted License - Support	SL	9	11	9	100%
Civil Support	VS	320	447	319	100%
Adult Total		1,174	2,564	1,241	105.7%
Juvenile					
Abuse or Neglect	AN	41	187	63	154%
Protective Order – Non Family Abuse	AP	1	2	1	100%
Capias	CA	5	14	4	80%
Relief of Custody	CR	5	11	6	120%
Child in Need of Services	CS	11	44	12	109%
Custody Visitation	CV	657	1,085	661	101%
Delinquency Felony	DF	28	177	51	182%
Delinquency Misdemeanor	DM	170	593	134	79%
Emancipation	EP	3	4	3	100%
Foster Care Review	FC	55	58	55	100%
Initial Foster Care Review	IF	16	16	16	100%
Motion - Modify Protective Order	MP	15	21	15	100%
Non-Case	NC	35	38	35	100%
Permanency Planning	PH	36	36	36	100%
Paternity	PT	12	31	14	117%
Remand Custody	RC	32	32	32	100%
Remand Visitation	RV	32	32	32	100%
Show Cause	SC	7	14	7	100%
Status Offense	ST	30	93	32	107%
Traffic	T	41	78	42	102%
Termination of Parental Rights	TP	10	22	11	110%
Truancy/Runaway (Child in Need of Supervision)	TR	19	85	18	95%
Juvenile Total		1,261	2,673	1,280	101.5%
Totals		2,435	5,237	2,521	103.5%



Case Type	Total Filings	%
Custody Visitation (CV)	657	27%
Show Cause (SC)	341	14%
Civil Support (VS)	320	13%
Criminal Misdemeanor (CM)	217	9%
Delinquency Misdemeanor (DM)	170	7%
Capias (CA)	93	4%
Protective Order – Family Abuse (FP)	75	3%
Others	562	23%
Total	2,435	100%

	Filing Type	Filings	Hearings	Concluded	Clearance Rate
Adult					
Protective Order - Non Familv Abuse	AP	1	3	1	100%
Capias	CA	32	89	36	113%
Criminal Felonv	CF	98	177	105	107%
Criminal Misdemeanor	CM	122	371	122	100%
Protective Order – Familv Abuse	FP	27	62	26	96%
Motion - Modifv Protective Order	MP	14	16	14	100%
Protective Order - Violation of Protective Order Conviction	PV	5	5	5	100%
Remand Support	RS	8	8	8	100%
Show Cause	SC	143	519	139	97%
Restricted License - Support	SL	5	14	5	100%
Civil Support	VS	154	294	155	101%
Adult Total		609	1,558	616	101.1%
Juvenile					
Abuse or Neglect	AN	5	21	4	80%
Capias	CA	1	1	0	0%
Relief of Custodv	CR	4	7	4	100%
Child in Need of Services	CS	17	61	13	76%
Custody Visitation	CV	404	671	366	91%
Delinquencv Felonv	DF	14	74	12	86%
Delinquencv Misdemeanor	DM	50	180	56	112%
Foster Care Review	FC	2	2	2	100%
Initial Foster Care Review	IF	1	1	1	100%
Motion - Modifv Protective Order	MP	15	27	15	100%
Permanencv Planning	PH	14	16	14	100%
Paternity	PT	27	36	18	67%
Remand Custodv	RC	11	11	11	100%
Child at Risk of Abuse or Neglect	RI	4	11	6	150%
Restricted Driver's License	RL	1	1	1	100%
Remand Visitation	RV	9	9	9	100%
Show Cause	SC	5	15	5	100%
Status Offense	ST	11	44	12	109%
Traffic	T	23	35	27	117%
Truancv/Runaway (Child in Need of Supervision)	TR	8	28	5	63%
Juvenile Total		626	1,251	581	92.8%
Totals		1,235	2,809	1,197	96.9%



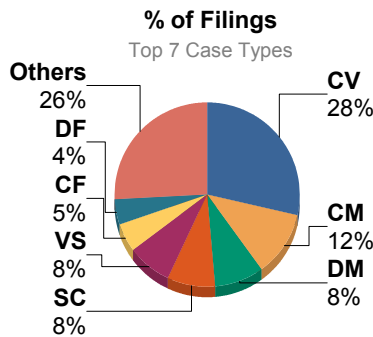
Top 7 Case Types

Case Type	Total Filings	%
Custody Visitation (CV)	404	33%
Civil Support (VS)	154	12%
Show Cause (SC)	148	12%
Criminal Misdemeanor (CM)	122	10%
Criminal Felony (CF)	98	8%
Delinquency Misdemeanor (DM)	50	4%
Capias (CA)	33	3%
Others	226	18%
Total	1,235	100%

Commonwealth of Virginia
Caseload Statistics of the J&DR District Courts
 January 2015 thru December 2015

Williamsburg
 District: **9**
 Court ID: **209830**

	Filing Type	Filings	Hearings	Concluded	Clearance Rate
Adult					
Protective Order - Non Familv Abuse	AP	1	2	2	200%
Bond Forfeiture Show Cause	BF	1	1	1	100%
Capias	CA	111	322	133	120%
Criminal Felonv	CF	185	396	177	96%
Criminal Misdemeanor	CM	422	1,218	417	99%
Protective Order – Familv Abuse	FP	77	135	76	99%
Motion - Modifv Protective Order	MP	20	22	20	100%
Non-Case	NC	36	52	33	92%
Other	OT	35	46	39	111%
Remand Support	RS	88	88	88	100%
Show Cause	SC	262	646	266	102%
Restricted License - Support	SL	17	19	17	100%
Civil Support	VS	282	450	273	97%
Adult Total		1,537	3,397	1,542	100.3%
Juvenile					
Abuse or Nealect	AN	39	83	39	100%
Protective Order – Non Familv Abuse	AP	1	2	1	100%
Capias	CA	7	25	11	157%
Child in Need of Services	CS	2	2	2	100%
Custody Visitation	CV	1,039	2,193	1,009	97%
Delinquencv Felonv	DF	160	684	127	79%
Delinquencv Misdemeanor	DM	309	1,051	300	97%
Entrustment Agreement	ET	1	1	1	100%
Foster Care Review	FC	14	16	14	100%
Initial Foster Care Review	IF	8	8	8	100%
Motion - Modifv Protective Order	MP	9	12	9	100%
Permanencv Planning	PH	16	19	16	100%
Paternity	PT	23	28	23	100%
Remand Custodv	RC	109	109	109	100%
Child at Risk of Abuse or Nealect	RI	0	5	4	0%
Remand Visitation	RV	110	110	110	100%
Show Cause	SC	46	131	49	107%
Status Offense	ST	88	201	79	90%
Traffic	T	96	162	101	105%
Termination of Parental Rights	TP	19	23	16	84%
Truancv/Runawav (Child in Need of Supervision)	TR	16	27	16	100%
Juvenile Total		2,112	4,892	2,044	96.8%
Totals		3,649	8,289	3,586	98.3%



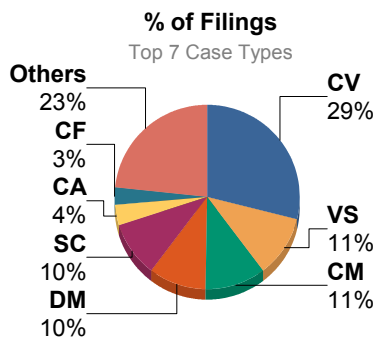
Top 7 Case Types

Case Type	Total Filings	%
Custody Visitation (CV)	1,039	28%
Criminal Misdemeanor (CM)	422	12%
Delinquency Misdemeanor (DM)	309	8%
Show Cause (SC)	308	8%
Civil Support (VS)	282	8%
Criminal Felony (CF)	185	5%
Delinquency Felony (DF)	160	4%
Others	944	26%
Total	3,649	100%

Commonwealth of Virginia
Caseload Statistics of the J&DR District Courts
 January 2015 thru December 2015

Winchester
 District: **26**
 Court ID: **226840**

	Filing Type	Filings	Hearings	Concluded	Clearance Rate
Adult					
Protective Order - Non Familv Abuse	AP	2	4	2	100%
Bond Forfeiture Show Cause	BF	2	2	2	100%
Capias	CA	84	234	107	127%
Criminal Felonv	CF	83	225	84	101%
Criminal Misdemeanor	CM	273	804	288	105%
Criminal Support	CS	1	1	1	100%
Protective Order – Familv Abuse	FP	82	175	83	101%
Motion - Modifv Protective Order	MP	14	18	15	107%
Non-Case	NC	2	3	2	100%
Other	OT	0	1	1	0%
Violation - Familv Abuse Protective Order	PS	1	5	1	100%
Protective Order - Violation of Protective Order Conviction	PV	2	2	2	100%
Restricted Driver's License	RL	2	2	2	100%
Remand Support	RS	30	30	30	100%
Show Cause	SC	244	616	247	101%
Restricted License - Support	SL	7	7	7	100%
Civil Support	VS	278	476	276	99%
Adult Total		1,107	2,605	1,150	103.9%
Juvenile					
Abuse or Nealect	AN	26	111	28	108%
Protective Order – Non Familv Abuse	AP	6	13	4	67%
Capias	CA	10	19	10	100%
Child in Need of Services	CS	10	12	10	100%
Custodv Visitation	CV	735	1,468	686	93%
Delinquencv Felonv	DF	63	253	54	86%
Delinquencv Misdemeanor	DM	254	860	242	95%
Entrustment Aareement	ET	1	1	1	100%
Foster Care Review	FC	37	47	38	103%
Initial Foster Care Review	IF	24	34	24	100%
Juvenile Support	JS	0	4	1	0%
Motion - Modifv Protective Order	MP	2	2	2	100%
Non-Case	NC	3	3	2	67%
Permanencv Planning	PH	35	47	36	103%
Paternity	PT	43	90	44	102%
Remand Custodv	RC	44	44	44	100%
Child at Risk of Abuse or Nealect	RI	14	57	14	100%
Remand Visitation	RV	32	32	32	100%
Show Cause	SC	1	2	1	100%
Status Offense	ST	27	46	22	81%
Traffic	T	44	55	47	107%
Termination of Parental Rights	TP	16	23	17	106%
Truancv/Runaway (Child in Need of Supervision)	TR	21	39	19	90%
Juvenile Total		1,448	3,262	1,378	95.2%
Totals		2,555	5,867	2,528	98.9%



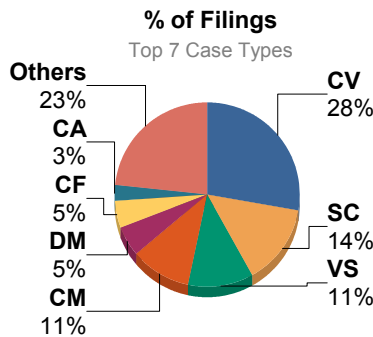
Top 7 Case Types

Case Type	Total Filings with %
Custody Visitation (CV)	735 29%
Civil Support (VS)	278 11%
Criminal Misdemeanor (CM)	273 11%
Delinquency Misdemeanor (DM)	254 10%
Show Cause (SC)	245 10%
Capias (CA)	94 4%
Criminal Felony (CF)	83 3%
Others	593 23%
Total	2,555 100%

Commonwealth of Virginia
Caseload Statistics of the J&DR District Courts
 January 2015 thru December 2015

Wise
 District: **30**
 Court ID: **230195**

	Filing Type	Filings	Hearings	Concluded	Clearance Rate
Adult					
Capias	CA	119	326	132	111%
Criminal Felony	CF	183	570	157	86%
Criminal Misdemeanor	CM	429	1,243	360	84%
Protective Order – Family Abuse	FP	89	195	89	100%
Motion - Modify Protective Order	MP	8	9	8	100%
Non-Case	NC	19	19	19	100%
Other	OT	51	486	76	149%
Remand Support	RS	7	7	7	100%
Show Cause	SC	555	1,975	624	112%
Restricted License - Support	SL	1	2	2	200%
Civil Support	VS	455	891	447	98%
Adult Total		1,916	5,723	1,921	100.3%
Juvenile					
Abuse or Neglect	AN	88	277	84	95%
Protective Order – Non Family Abuse	AP	2	4	2	100%
Relief of Custody	CR	10	15	10	100%
Child in Need of Services	CS	13	32	12	92%
Custody Visitation	CV	1,120	2,858	1,136	101%
Delinquency Felony	DF	47	267	46	98%
Delinquency Misdemeanor	DM	218	967	226	104%
Emancipation	EP	1	1	1	100%
Entrustment Agreement	ET	39	41	37	95%
Foster Care Review	FC	70	83	70	100%
Protective Order – Family Abuse	FP	1	1	1	100%
Initial Foster Care Review	IF	53	63	53	100%
Motion - Modify Protective Order	MP	2	2	2	100%
Non-Case	NC	1	1	1	100%
Permanency Planning	PH	78	97	80	103%
Paternity	PT	4	4	4	100%
Remand Custody	RC	57	57	57	100%
Child at Risk of Abuse or Neglect	RI	33	106	49	148%
Remand Visitation	RV	56	56	56	100%
Show Cause	SC	23	88	31	135%
Status Offense	ST	86	674	116	135%
Traffic	T	92	195	96	104%
Termination of Parental Rights	TP	32	73	37	116%
Juvenile Total		2,126	5,962	2,207	103.8%
Totals		4,042	11,685	4,128	102.1%



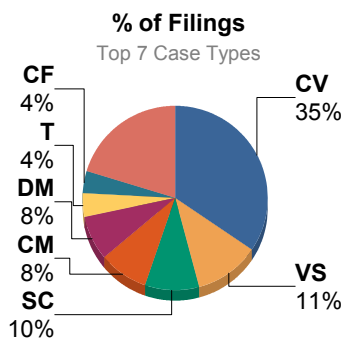
Top 7 Case Types

Case Type	Total Filings	%
Custody Visitation (CV)	1,120	28%
Show Cause (SC)	578	14%
Civil Support (VS)	455	11%
Criminal Misdemeanor (CM)	429	11%
Delinquency Misdemeanor (DM)	218	5%
Criminal Felony (CF)	183	5%
Capias (CA)	119	3%
Others	940	23%
Total	4,042	100%

Commonwealth of Virginia
Caseload Statistics of the J&DR District Courts
 January 2015 thru December 2015

Wythe
 District: **27**
 Court ID: **227197**

	Filing Type	Filings	Hearings	Concluded	Clearance Rate
Adult					
Capias	CA	25	84	39	156%
Criminal Felony	CF	108	300	124	115%
Criminal Misdemeanor	CM	239	714	229	96%
Criminal Support	CS	0	1	1	0%
Protective Order – Familv Abuse	FP	82	188	80	98%
Motion - Modifv Protective Order	MP	22	33	23	105%
Other	OT	38	41	38	100%
Protective Order - Violation of Protective Order Conviction	PV	9	10	10	111%
Remand Support	RS	19	19	18	95%
Show Cause	SC	244	667	221	91%
Restricted License - Support	SL	11	12	11	100%
Civil Support	VS	319	585	329	103%
Adult Total		1,116	2,654	1,123	100.6%
Juvenile					
Abuse or Nealect	AN	34	123	29	85%
Protective Order – Non Familv Abuse	AP	2	6	2	100%
Capias	CA	1	2	0	0%
Child in Need of Services	CS	7	19	6	86%
Custody Visitation	CV	981	2,035	989	101%
Delinquency Felony	DF	42	150	50	119%
Delinquency Misdemeanor	DM	223	583	184	83%
Entrustment Agreement	ET	4	6	4	100%
Foster Care Review	FC	59	66	58	98%
Protective Order – Familv Abuse	FP	1	1	1	100%
Initial Foster Care Review	IF	21	25	21	100%
Juvenile Support	JS	1	1	0	0%
Motion - Modifv Protective Order	MP	3	6	3	100%
Non-Case	NC	2	2	2	100%
Permanency Planning	PH	22	28	22	100%
Paternity	PT	2	7	3	150%
Remand Custody	RC	40	40	40	100%
Child at Risk of Abuse or Nealect	RI	3	9	3	100%
Show Cause	SC	30	105	28	93%
Status Offense	ST	90	134	81	90%
Traffic	T	118	137	121	103%
Termination of Parental Rights	TP	14	41	14	100%
Truancy/Runaway (Child in Need of Supervision)	TR	25	78	22	88%
Juvenile Total		1,725	3,604	1,683	97.6%
Totals		2,841	6,258	2,806	98.8%



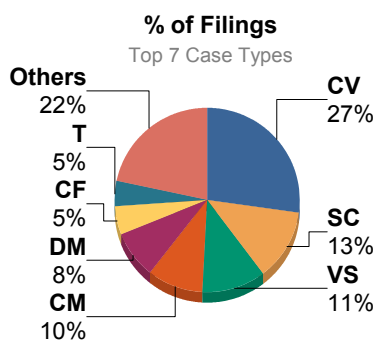
Top 7 Case Types

Case Type	Total Filings with %
Custody Visitation (CV)	981 35%
Civil Support (VS)	319 11%
Show Cause (SC)	274 10%
Criminal Misdemeanor (CM)	239 8%
Delinquency Misdemeanor (DM)	223 8%
Traffic (T)	118 4%
Criminal Felony (CF)	108 4%
Others	579 20%
Total	2,841 100%

Commonwealth of Virginia
Caseload Statistics of the J&DR District Courts
 January 2015 thru December 2015

York
 District: **9**
 Court ID: **209199**

	Filing Type	Filings	Hearings	Concluded	Clearance Rate
Adult					
Protective Order - Non Familv Abuse	AP	5	10	4	80%
Capias	CA	56	199	67	120%
Criminal Felonv	CF	149	551	123	83%
Criminal Misdemeanor	CM	305	986	279	91%
Protective Order – Familv Abuse	FP	99	230	97	98%
Motion - Modifv Protective Order	MP	12	16	12	100%
Other	OT	4	29	5	125%
Violation - Familv Abuse Protective Order	PS	1	2	1	100%
Protective Order - Violation of Protective Order Conviction	PV	1	1	1	100%
Remand Support	RS	70	70	70	100%
Show Cause	SC	332	1,146	343	103%
Restricted License - Support	SL	11	50	13	118%
Civil Support	VS	346	742	375	108%
Adult Total		1,391	4,032	1,390	99.9%
Juvenile					
Protective Order – Non Familv Abuse	AP	2	7	0	0%
Capias	CA	1	7	2	200%
Relief of Custody	CR	2	4	2	100%
Child in Need of Services	CS	1	10	1	100%
Custody Visitation	CV	846	2,235	855	101%
Delinquency Felonv	DF	140	526	122	87%
Delinquency Misdemeanor	DM	265	1,036	267	101%
Emancipation	EP	1	1	1	100%
Foster Care Review	FC	9	12	6	67%
Initial Foster Care Review	IF	1	1	1	100%
Juvenile Support	JS	1	1	1	100%
Non-Case	NC	2	2	2	100%
Permanency Planning	PH	4	6	4	100%
Paternity	PT	10	17	9	90%
Remand Custody	RC	106	108	106	100%
Child at Risk of Abuse or Nealect	RI	2	6	2	100%
Remand Visitation	RV	104	108	104	100%
Show Cause	SC	61	167	48	79%
Status Offense	ST	25	72	21	84%
Traffic	T	144	391	157	109%
Termination of Parental Rihts	TP	1	2	1	100%
Truancy/Runaway (Child in Need of Supervision)	TR	4	32	3	75%
Juvenile Total		1,732	4,751	1,715	99.0%
Totals		3,123	8,783	3,105	99.4%

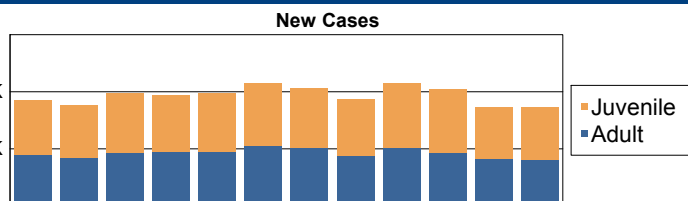


<u>Top 7 Case Types</u>		
	Total Filings with %	
Custody Visitation (CV)	846	27%
Show Cause (SC)	393	13%
Civil Support (VS)	346	11%
Criminal Misdemeanor (CM)	305	10%
Delinquency Misdemeanor (DM)	265	8%
Criminal Felony (CF)	149	5%
Traffic (T)	144	5%
Others	675	22%
Total	3,123	100%

Commonwealth of Virginia
Caseload Statistics of the J&DR District Courts
 January 2015 thru December 2015

Virginia

	Filing Type	Filings	Hearings	Concluded	Clearance Rate
Adult					
Protective Order - Non Familv Abuse	AP	456	971	455	100%
Bond Forfeiture Show Cause	BF	149	312	168	113%
Capias	CA	16,410	52,484	19,595	119%
Criminal Felonv	CF	16,013	49,989	15,833	99%
Criminal Misdemeanor	CM	47,838	145,174	47,989	100%
Criminal Support	CS	40	75	37	93%
Protective Order – Familv Abuse	FP	14,111	30,029	14,047	100%
Motion - Modifv Protective Order	MP	1,873	2,343	1,866	100%
Other	OT	4,004	5,235	3,943	98%
Protective Order – Stalking/Acts of Violence	PC	132	179	129	98%
Violation - Familv Abuse Protective Order	PS	58	77	56	97%
Protective Order - Violation of Protective Order Conviction	PV	575	581	575	100%
Restricted Driver's License	RL	15	18	14	93%
Remand Support	RS	3,356	3,389	3,358	100%
Show Cause	SC	55,055	155,181	58,176	106%
Restricted License - Support	SL	1,194	1,715	1,221	102%
Civil Support	VS	60,648	110,472	60,866	100%
Adult Total		221,927	558,224	228,328	102.9%
Juvenile					
Abuse or Nealect	AN	5,237	18,461	5,078	97%
Protective Order – Non Familv Abuse	AP	504	1,185	490	97%
Capias	CA	675	2,226	745	110%
Relief of Custodv	CR	269	495	279	104%
Child in Need of Services	CS	1,339	4,716	1,274	95%
Custodv Visitation	CV	137,591	280,727	135,099	98%
Delinquencv Felonv	DF	10,429	49,957	10,622	102%
Delinquencv Misdemeanor	DM	29,221	106,297	30,588	105%
Emancipation	EP	76	108	78	103%
Entrustment Agreement	ET	355	443	343	97%
Foster Care Review	FC	4,420	4,963	4,426	100%
Protective Order – Familv Abuse	FP	83	167	94	113%
Initial Foster Care Review	IF	2,283	2,578	2,295	101%
Juvenile Support	JS	40	97	42	105%
Motion - Modifv Protective Order	MP	809	1,289	828	102%
Protective Order – Stalking/Acts of Violence	PC	25	57	25	100%
Permanencv Plannina	PH	4,507	5,393	4,450	99%
Violation - Familv Abuse Protective Order	PS	2	2	1	50%
Paternity	PT	3,079	5,891	3,080	100%
Protective Order - Violation of Protective Order Conviction	PV	2	2	2	100%
Remand Custodv	RC	5,223	5,245	5,230	100%
Child at Risk of Abuse or Nealect	RI	487	1,680	539	111%
Restricted Driver's License	RL	5	5	5	100%
Restoration of Parental Rights	RR	3	5	3	100%
Remand Visitation	RV	4,508	4,527	4,517	100%
Show Cause	SC	3,165	8,163	3,152	100%
Status Offense	ST	9,032	17,114	9,329	103%
Traffic	T	15,266	25,133	15,712	103%
Termination of Parental Rihts	TP	2,108	4,297	2,025	96%
Truancv/Runaway (Child in Need of Supervision)	TR	2,567	9,045	2,462	96%
Juvenile Total		243,310	560,268	242,813	99.8%
Totals		465,237	1,118,492	471,141	101.3%



	Total Filings with %
Custody Visitation (CV)	137,591 30%
Civil Support (VS)	60,648 13%
Show Cause (SC)	58,220 13%
Criminal Misdemeanor (CM)	47,838 10%
Delinquency Misdemeanor (DM)	29,221 6%
Others	131,719 28%
Total	465,237 100%

Commonwealth of Virginia
Caseload Statistics of the J&DR District Courts
 January 2015 thru December 2015

Virginia

	Filing Type	Filings	Hearings	Concluded	Clearance Rate
<u>Special Case Activities</u>					
Emergency Custody Order	EC	12			
Mental Commitment	MC	1			
Non-Case	NC	893			
Emergency Protective Order	PE	35,949			
Temporary Detention Order	TD	1			
Emergency Custody Order	EC	938			
Mental Commitment	MC	1,395			
Non-Case	NC	1,599			
Emergency Protective Order	PE	434			
Temporary Detention Order	TD	3,896			