

2024 Overall GRAND TOTAL		Distribution of Caseload			Change*		Percentage (%) of Caseload		
186,587 +1,360 0.7% 	Adult	97,014	52%	0.2% ▲	+162	Adult	2023	2024	
	Juvenile	89,573	48%	1.4% ▲	+1,198	Juvenile	52.3%	52.0%	
	GRAND TOTAL	186,587	100%	0.7% ▲	+1,360	GRAND TOTAL	100%	100%	

Dispositions by Division & Code

Division	Case Type Description	Code	Summary	Change	% Change	Absolute Change
Adult	Misdemeanor	CM	22,163	▲	+1.7%	+366
	Civil Support	VS	17,439	▲	+1.0%	+174
	Show Cause	SC	16,519	▼	-0.2%	-35
	Other	OT	16,061	▼	-6.7%	-1,150
	Capias	CA	7,104	▲	+4.5%	+303
	Family Abuse - Protective Order	FP	7,017	▼	-0.1%	-6
	Felony	CF	6,915	▲	+4.6%	+301
	Remand Support	RS	1,560	▲	+15.4%	+208
	Motion - Protective Order	MP	944	▼	-0.3%	-3
	Non-Family Abuse Protective Order	AP	622	▲	+3.8%	+23
	Violation of Protective Order	PV	423	▼	-9.4%	-44
	Protective Order	PC	87	▲	+35.9%	+23
	Restricted License for Non-Support	SL	73	▲	+5.8%	+4
	Bond Forfeiture	BF	43	↔		-
	Violation Family Abuse Protective Order	PS	23	▼	-11.5%	-3
	Criminal Support	CS	11	▼	-31.3%	-5
	Emergency Custody Order	EC	4	▲	-	+4
	Return of Desposit (Bondsman)	RD	3	▲	-	+3
	Emergency Substantial Risk Order	SR	1	▼	-75.0%	-3
	Mental Commitment	MC	1	▲	-	+1
Temporary Detention Order	TD	1	▲	-	+1	
	Total		97,014	▲	0.2%	+162
Juvenile	Custody Visitation	CV	49,366	▼	-3.7%	-1,883
	Misdemeanor	DM	9,256	▲	+20.7%	+1,587
	Traffic	T	4,410	▲	+0.1%	+3
	Felony	DF	3,480	▲	+20.2%	+586
	Status	ST	2,406	▼	-6.0%	-153
	Abuse and Neglect	AN	2,181	▼	-5.1%	-116
	Remand Custody	RC	2,137	▲	+7.3%	+145
	Remand Visitation	RV	1,945	▲	+15.2%	+256
	Permanency Planning	PH	1,765	▲	+4.4%	+75
	Foster Care Review	FC	1,633	▲	+0.9%	+15
	Paternity	PT	1,568	▼	-3.1%	-50
	Truancy	TR	1,179	▲	+22.7%	+218
	Initial Foster Care	IF	864	▲	+6.5%	+53
	Terminate Parental Rights	TP	835	▲	+8.4%	+65
	Non-Family Abuse Protective Order	AP	804	▲	+12.6%	+90
	Motion - Protective Order	MP	786	▲	+2.3%	+18
	Show Cause	SC	713	▲	+11.1%	+71
	Temporary Detention Order	TD	630	▼	-19.0%	-148
	Special Immigrant Juvenile Status	SI	607	▲	+74.4%	+259
	Child In Need of Services	CS	551	▲	+7.8%	+40
	Civil Violation	CI	414	▲	+48.4%	+135
	Mental Commitment	MC	386	▼	-17.2%	-80
	Other	OT	304	▲	+13.0%	+35
	Emergency Custody Order	EC	296	▼	-25.4%	-101
	Voluntary Continuing Services and Support Agree	VA	270	▲	+22.2%	+49
	Capias	CA	220	▲	+42.9%	+66
	Relief of Custody	CR	165	▲	+24.1%	+32
	Entrustment	ET	149	▲	+39.3%	+42
	Child at Risk	RI	128	▲	+3.2%	+4
	Family Abuse - Protective Order	FP	89	▲	+67.9%	+36
	Emancipation	EP	17	▼	-39.3%	-11




* Compared to same time period as previous year

** Case Type Categories are defined in the 2017 Virginia Judicial Workload Assessment

			Summary	Change	% Change	Absolute Change
Juvenile	Juvenile Support	JS	7	▲	+133.3%	+4
	Qualified Residential Treatment	QR	3	▼	-97.9%	-141
	Protective Order	PC	2	▼	-50.0%	-2
	Restoration of Parental Rights	RR	2	▼	-50.0%	-2
	Restricted Operators License	RL	2	▲	-	+2
	Violation Family Abuse Protective Order	PS	2	▲	+100.0%	+1
	Violation of Protective Order	PV	1	▼	-66.7%	-2
Total			89,573	▲	1.4%	+1,198
GRAND TOTAL			186,587	▲	0.7%	+1,360

Dispositions by Major Case Category**

Category	Summary	Change	% Change	Absolute Change
Adult Criminal	46,280	▲	+1.8%	+797
Child Dependency	7,993	▲	+1.0%	+78
Child in Need of Services/Supervision	1,816	▲	+17.9%	+276
Custody and Visitation	50,947	▲	-3.6%	-1,924
Delinquency	13,575	▲	+20.2%	+2,280
Juvenile Miscellaneous	2,429	▲	-6.1%	-159
New to Workload Study	1,022	▲	+62.0%	+391
Other	23,324	▲	-3.4%	-833
Protective Orders	10,262	▲	+1.6%	+158
Support	24,527	▲	+1.2%	+291
Traffic	4,412	▲	+0.1%	+5
GRAND TOTAL	186,587	▲	0.7%	+1,360

2024 Overall GRAND TOTAL		Distribution of Caseload			Change*		Percentage (%) of Caseload		
6,603	-268 -3.9%	Adult	3,770	57%	4.3% ▲	+155	Adult	52.6%	57.1%
2024 		Juvenile	2,833	43%	-13.0% ▼	-423	Juvenile	47.4%	42.9%
2023 		GRAND TOTAL	6,603	100%	-3.9% ▼	-268	GRAND TOTAL	100%	100%

Dispositions by Division & Code

Division	Case Type Description	Code	Summary	Change	% Change	Absolute Change	
Adult	Misdemeanor	CM	823	▲	+6.9%	+53	
	Show Cause	SC	660	▼	-12.6%	-95	
	Civil Support	VS	641	▼	-3.3%	-22	
	Other	OT	529	▲	+20.0%	+88	
	Felony	CF	290	▲	+17.9%	+44	
	Capias	CA	261	▲	+6.5%	+16	
	Remand Support	RS	235	▲	+32.8%	+58	
	Family Abuse - Protective Order	FP	217	▼	-6.5%	-15	
	Non-Family Abuse Protective Order	AP	69	▲	+32.7%	+17	
	Motion - Protective Order	MP	30	▲	+42.9%	+9	
	Violation Family Abuse Protective Order	PS	9	▲	-	+9	
	Violation of Protective Order	PV	4	▼	-63.6%	-7	
	Restricted License for Non-Support	SL	2	▲	+100.0%	+1	
	Protective Order	PC	0	▼	-100.0%	-1	
	Total		3,770	▲	4.3%	+155	
Juvenile	Custody Visitation	CV	1,886	▼	-21.0%	-500	
	Misdemeanor	DM	180	▲	+33.3%	+45	
	Remand Custody	RC	173	▲	+7.5%	+12	
	Felony	DF	129	▲	+14.2%	+16	
	Remand Visitation	RV	102	↔	-	-	
	Truancy	TR	56	▲	+100.0%	+28	
	Non-Family Abuse Protective Order	AP	54	▼	-3.6%	-2	
	Traffic	T	48	▲	+2.1%	+1	
	Paternity	PT	35	▼	-28.6%	-14	
	Other	OT	31	▲	+72.2%	+13	
	Show Cause	SC	26	▲	+225.0%	+18	
	Foster Care Review	FC	15	▲	+50.0%	+5	
	Permanency Planning	PH	14	▼	-33.3%	-7	
	Abuse and Neglect	AN	12	▼	-47.8%	-11	
	Status	ST	10	↔	+66.7%	+4	
	Child In Need of Services	CS	8	▲	+60.0%	+3	
	Mental Commitment	MC	8	▼	-11.1%	-1	
	Terminate Parental Rights	TP	8	▼	-42.9%	-6	
	Motion - Protective Order	MP	7	↔	-	-	
	Temporary Detention Order	TD	7	▼	-56.3%	-9	
	Emergency Custody Order	EC	6	▼	-71.4%	-15	
	Civil Violation	CI	4	▲	+100.0%	+2	
	Initial Foster Care	IF	4	▼	-50.0%	-4	
	Relief of Custody	CR	4	▲	+33.3%	+1	
	Special Immigrant Juvenile Status	SI	3	▲	+50.0%	+1	
	Voluntary Continuing Services and Support Agreem	VA	3	▲	+50.0%	+1	
	Capias	CA	0	▼	-100.0%	-1	
	Family Abuse - Protective Order	FP	0	▼	-100.0%	-3	
		Total		2,833	▼	-13.0%	-423
	GRAND TOTAL			6,603	▼	-3.9%	-268

Dispositions by Major Case Category**

Category	Summary	Change	% Change	Absolute Change
Adult Criminal	1,805	▲	+0.6%	+10
Child Dependency	60	▼	-25.9%	-21
Child in Need of Services/Supervision	66	▲	+88.6%	+31
Custody and Visitation	1,921	▼	-21.1%	-515
Delinquency	333	▲	+31.1%	+79
Juvenile Miscellaneous	10	↔	+66.7%	+4
New to Workload Study	7	▲	+75.0%	+3
Other	1,091	▲	+15.4%	+146
Protective Orders	377	▼	+1.6%	+6
Support	885	▲	-1.3%	-12
Traffic	48	▲	+2.1%	+1
GRAND TOTAL	6,603	▼	-3.9%	-268

* Compared to same time period as previous year
 6/13/2024 1:46:41PM

** Case Type Categories are defined in the 2017 Virginia Judicial Workload Assessment
 Source: SCV-SQL-Information

2024 Overall GRAND TOTAL		Distribution of Caseload			Change*		Percentage (%) of Caseload		
12,248 +1,264 11.5% 	Adult Juvenile GRAND TOTAL	6,238	51%	7.8% ▲	+453	52.7%	50.9%		
		6,010	49%	15.6% ▲	+811	47.3%	49.1%		
		12,248	100%	11.5% ▲	+1,264	100%	100%		

Dispositions by Division & Code

Division	Case Type Description	Code	Summary	Change	% Change	Absolute Change
Adult	Misdemeanor	CM	1,379	▲	+20.9%	+238
	Civil Support	VS	1,151	▼	-11.1%	-143
	Show Cause	SC	1,122	▲	+15.0%	+146
	Other	OT	911	▼	-8.0%	-79
	Remand Support	RS	508	▲	+234.2%	+356
	Family Abuse - Protective Order	FP	388	▼	-3.2%	-13
	Capias	CA	369	▲	-26.1%	-130
	Felony	CF	299	▲	+13.7%	+36
	Motion - Protective Order	MP	65	▲	+66.7%	+26
	Non-Family Abuse Protective Order	AP	24	▲	+26.3%	+5
	Violation of Protective Order	PV	14	▲	+250.0%	+10
	Bond Forfeiture	BF	4	↔		-
	Restricted License for Non-Support	SL	2	▲	+100.0%	+1
	Mental Commitment	MC	1	▲	-	+1
	Return of Desposit (Bondsman)	RD	1	▲	-	+1
Criminal Support	CS	0	▼	-100.0%	-1	
Violation Family Abuse Protective Order	PS	0	▼	-100.0%	-1	
Total			6,238	▲	7.8%	+453
Juvenile	Custody Visitation	CV	2,966	▼	-9.4%	-306
	Remand Custody	RC	730	▲	+261.4%	+528
	Remand Visitation	RV	716	▲	+254.5%	+514
	Misdemeanor	DM	434	▲	+22.6%	+80
	Traffic	T	241	▲	+6.6%	+15
	Felony	DF	155	▼	-32.3%	-74
	Motion - Protective Order	MP	153	▲	+2.7%	+4
	Abuse and Neglect	AN	134	▲	+5.5%	+7
	Paternity	PT	81	▲	+92.9%	+39
	Foster Care Review	FC	69	▲	+60.5%	+26
	Permanency Planning	PH	61	▼	-3.2%	-2
	Non-Family Abuse Protective Order	AP	52	▲	+15.6%	+7
	Status	ST	49	▲	+14.0%	+6
	Show Cause	SC	34	▲	-12.8%	-5
	Terminate Parental Rights	TP	25	↔		-
	Truancy	TR	23	▲	+109.1%	+12
	Initial Foster Care	IF	22	▼	-29.0%	-9
	Civil Violation	CI	17	▼	-15.0%	-3
	Other	OT	14	▲	+40.0%	+4
	Child In Need of Services	CS	7	▼	-30.0%	-3
	Capias	CA	5	▼	-66.7%	-10
	Family Abuse - Protective Order	FP	5	▲	+25.0%	+1
	Emancipation	EP	4	▲	+300.0%	+3
	Special Immigrant Juvenile Status	SI	4	▲	+300.0%	+3
	Relief of Custody	CR	3	↔		-
	Voluntary Continuing Services and Support Agreem	VA	3	▼	-62.5%	-5
	Entrustment	ET	2	▼	-75.0%	-6
	Temporary Detention Order	TD	1	▼	-80.0%	-4
	Mental Commitment	MC	0	▼	-100.0%	-9
	Qualified Residential Treatment	QR	0	▼	-100.0%	-1
Violation of Protective Order	PV	0	▼	-100.0%	-1	
Total			6,010	▲	15.6%	+811
GRAND TOTAL			12,248	▲	11.5%	+1,264

* Compared to same time period as previous year
 6/13/2024 1:46:41PM

** Case Type Categories are defined in the 2017 Virginia Judicial Workload Assessment
 Source: SCV-SQL-Information

Dispositions by Major Case Category**

Category	Summary	Change	% Change	Absolute Change
Adult Criminal	2,885	▲	+12.7%	+325
Child Dependency	319	▼	+3.2%	+10
Child in Need of Services/Supervision	42	▲	+75.0%	+18
Custody and Visitation	3,047	▲	-8.1%	-267
Delinquency	616	▼	-3.0%	-19
Juvenile Miscellaneous	53	▲	+20.5%	+9
New to Workload Study	21	▲		0
Other	2,882	▲	+83.6%	+1,312
Protective Orders	687	▲	+4.6%	+30
Support	1,455	▲	-10.4%	-169
Traffic	241	▲	+6.6%	+15
GRAND TOTAL	12,248	▲	11.5%	+1,264

2024 Overall GRAND TOTAL		Distribution of Caseload		Change*		Percentage (%) of Caseload			
4,207 +178 4.4% 	2024 2023	Adult	2,605	62%	-0.2% ▼	-4	Adult	64.8%	61.9%
		Juvenile	1,602	38%	12.8% ▲	+182	Juvenile	35.2%	38.1%
GRAND TOTAL		4,207	100%	4.4% ▲	+178	GRAND TOTAL	100%	100%	

Dispositions by Division & Code

Division	Case Type Description	Code	Summary	Change	% Change	Absolute Change	
Adult	Show Cause	SC	584	▲	+9.4%	+50	
	Misdemeanor	CM	525	▼	-6.9%	-39	
	Civil Support	VS	473	▲	+3.3%	+15	
	Other	OT	413	▼	-7.6%	-34	
	Capias	CA	243	▲	+29.3%	+55	
	Family Abuse - Protective Order	FP	151	▲	+5.6%	+8	
	Felony	CF	108	▼	-38.6%	-68	
	Non-Family Abuse Protective Order	AP	41	▼	-6.8%	-3	
	Remand Support	RS	39	▲	+30.0%	+9	
	Motion - Protective Order	MP	21	↔		-	
	Restricted License for Non-Support	SL	4	▲	+300.0%	+3	
	Violation of Protective Order	PV	2	▲	+100.0%	+1	
	Bond Forfeiture	BF	1	▲	-	+1	
	Protective Order	PC	0	▼	-100.0%	-2	
Total			2,605	▼	-0.2%	-4	
Juvenile	Custody Visitation	CV	1,146	▲	+8.0%	+85	
	Misdemeanor	DM	113	▲	+21.5%	+20	
	Felony	DF	69	▲	+27.8%	+15	
	Paternity	PT	56	▲	+43.6%	+17	
	Remand Custody	RC	49	▲	+19.5%	+8	
	Remand Visitation	RV	49	▲	+19.5%	+8	
	Non-Family Abuse Protective Order	AP	24	▲	+9.1%	+2	
	Status	ST	18	▲	+200.0%	+12	
	Traffic	T	18	▲	+5.9%	+1	
	Family Abuse - Protective Order	FP	10	▲	-	+10	
	Emergency Custody Order	EC	7	▲	+75.0%	+3	
	Permanency Planning	PH	7	▼	-22.2%	-2	
	Foster Care Review	FC	6	▼	-33.3%	-3	
	Civil Violation	CI	5	▲	+66.7%	+2	
	Show Cause	SC	5	▼	-	-	
	Abuse and Neglect	AN	4	▲	+300.0%	+3	
	Initial Foster Care	IF	3	▲	+200.0%	+2	
	Mental Commitment	MC	3	↔		-	
	Temporary Detention Order	TD	3	▲	+200.0%	+2	
	Motion - Protective Order	MP	2	▲	+100.0%	+1	
	Terminate Parental Rights	TP	2	▲	-	+2	
	Voluntary Continuing Services and Support Agree	VA	2	▲	-	+2	
	Child In Need of Services	CS	1	▼	-66.7%	-2	
	Other	OT	0	▼	-100.0%	-5	
	Relief of Custody	CR	0	▼	-100.0%	-1	
	Total			1,602	▲	12.8%	+182
	GRAND TOTAL			4,207	▲	4.4%	+178

Dispositions by Major Case Category**

Category	Summary	Change	% Change	Absolute Change
Adult Criminal	1,278	▲	+0.9%	+12
Child Dependency	24	▲	+14.3%	+3
Child in Need of Services/Supervision	1	▼	-75.0%	-3
Custody and Visitation	1,202	▲	+9.3%	+102

* Compared to same time period as previous year
 6/13/2024 1:46:41PM

** Case Type Categories are defined in the 2017 Virginia Judicial Workload Assessment
 Source: SCV-SQL-Information

CPSS - JCMS CASELOAD STATISTICS OF THE JUVENILE & DOMESTIC RELATIONS DISTRICT COURTS
 January 2024 thru May 2024 Dispositions (Compared to January 2023 thru May 2023)

Portsmouth

District: 3 FIPS: 740

Delinquency	187	▲	+23.8%	+36
Juvenile Miscellaneous	18	▲	+200.0%	+12
New to Workload Study	5	▲	+66.7%	+2
Other	563	▲	-1.6%	-9
Protective Orders	249	▲	+7.8%	+18
Support	662	▲	+0.6%	+4
Traffic	18	▲	+5.9%	+1
GRAND TOTAL	4,207	▲	4.4%	+178

2024 Overall GRAND TOTAL		Distribution of Caseload		Change*		Percentage (%) of Caseload			
7,419	+484 7.0%	Adult	4,472	60%	11.4% ▲	+459	Adult	57.9%	60.3%
2024		Juvenile	2,947	40%	0.9% ▲	+25	Juvenile	42.1%	39.7%
2023		GRAND TOTAL	7,419	100%	7.0% ▲	+484	GRAND TOTAL	100%	100%

Dispositions by Division & Code

Division	Case Type Description	Code	Summary	Change	% Change	Absolute Change	
Adult	Misdemeanor	CM	1,161	▲	+20.3%	+196	
	Other	OT	888	▲	+14.1%	+110	
	Civil Support	VS	810	▲	+3.2%	+25	
	Show Cause	SC	634	▲	+9.3%	+54	
	Capias	CA	390	▲	+33.6%	+98	
	Family Abuse - Protective Order	FP	276	▲	+13.6%	+33	
	Felony	CF	229	▼	-11.6%	-30	
	Remand Support	RS	27	▼	-27.0%	-10	
	Non-Family Abuse Protective Order	AP	22	▼	-26.7%	-8	
	Motion - Protective Order	MP	20	▼	-16.7%	-4	
	Protective Order	PC	10	▲	+150.0%	+6	
	Violation of Protective Order	PV	4	▼	-71.4%	-10	
	Violation Family Abuse Protective Order	PS	1	▲	-	+1	
	Bond Forfeiture	BF	0	▼	-100.0%	-2	
	Total		4,472	▲	11.4%	+459	
Juvenile	Custody Visitation	CV	1,644	▲	+2.2%	+36	
	Misdemeanor	DM	231	▲	+1.3%	+3	
	Felony	DF	164	▼	-11.8%	-22	
	Abuse and Neglect	AN	139	▼	-34.1%	-72	
	Non-Family Abuse Protective Order	AP	81	▲	+65.3%	+32	
	Mental Commitment	MC	77	▲	+24.2%	+15	
	Permanency Planning	PH	72	↔	-	-	
	Paternity	PT	65	▼	-4.4%	-3	
	Status	ST	60	▲	-1.6%	-1	
	Foster Care Review	FC	59	▲	+1.7%	+1	
	Other	OT	44	▲	+46.7%	+14	
	Remand Custody	RC	40	▼	-24.5%	-13	
	Remand Visitation	RV	40	▼	-27.3%	-15	
	Traffic	T	37	▲	+19.4%	+6	
	Initial Foster Care	IF	36	▼	-16.3%	-7	
	Terminate Parental Rights	TP	36	▲	+260.0%	+26	
	Show Cause	SC	26	▲	+36.8%	+7	
	Emergency Custody Order	EC	24	▲	+84.6%	+11	
	Motion - Protective Order	MP	21	▲	+40.0%	+6	
	Child In Need of Services	CS	14	▲	+55.6%	+5	
	Relief of Custody	CR	14	▲	+16.7%	+2	
	Temporary Detention Order	TD	12	▼	-29.4%	-5	
	Family Abuse - Protective Order	FP	6	▲	+50.0%	+2	
	Voluntary Continuing Services and Support Agreem	VA	3	▼	-50.0%	-3	
	Capias	CA	1	↔	-	-	
	Truancy	TR	1	▲	-	+1	
	Emancipation	EP	0	▼	-100.0%	-1	
		Total		2,947	▲	0.9%	+25
		GRAND TOTAL		7,419	▲	7.0%	+484

Dispositions by Major Case Category**

Category	Summary	Change	% Change	Absolute Change
Adult Criminal	2,155	▲	+16.4%	+304
Child Dependency	359	▲	-12.9%	-53

* Compared to same time period as previous year
 6/13/2024 1:46:41PM

** Case Type Categories are defined in the 2017 Virginia Judicial Workload Assessment
 Source: SCV-SQL-Information

CPSS - JCMS CASELOAD STATISTICS OF THE JUVENILE & DOMESTIC RELATIONS DISTRICT COURTS
 January 2024 thru May 2024 Dispositions (Compared to January 2023 thru May 2023)

Child in Need of Services/Supervision	27	▲	+42.1%	+8
Custody and Visitation	1,709	▼	+2.0%	+33
Delinquency	410	▲	-3.3%	-14
Juvenile Miscellaneous	60	▼	-3.2%	-2
Other	1,152	▲	+10.2%	+107
Protective Orders	426	▲	+16.7%	+61
Support	1,084	▲	+3.2%	+34
Traffic	37	▲	+19.4%	+6
GRAND TOTAL	7,419	▲	7.0%	+484

2024 Overall GRAND TOTAL		Distribution of Caseload			Change*		Percentage (%) of Caseload		
388	-33 -7.8%	Adult	207	53%	-3.3% ▼	-7	Adult	50.8%	53.4%
2024		Juvenile	181	47%	-12.6% ▼	-26	Juvenile	49.2%	46.6%
2023		GRAND TOTAL	388	100%	-7.8% ▼	-33	GRAND TOTAL	100%	100%

Dispositions by Division & Code

Division	Case Type Description	Code	Summary	Change	% Change	Absolute Change
Adult	Other	OT	56	▲	+19.1%	+9
	Misdemeanor	CM	55	▲	+14.6%	+7
	Civil Support	VS	26	▼	-36.6%	-15
	Show Cause	SC	25	▼	-30.6%	-11
	Felony	CF	19	▲	+137.5%	+11
	Capias	CA	14	▼	+7.7%	+1
	Family Abuse - Protective Order	FP	10	▼	-28.6%	-4
	Non-Family Abuse Protective Order	AP	1	↔		-
	Remand Support	RS	1	▼	-50.0%	-1
	Motion - Protective Order	MP	0	▼	-100.0%	-4
	Total		207	▼	-3.3%	-7
Juvenile	Custody Visitation	CV	98	▼	-16.2%	-19
	Misdemeanor	DM	24	▲	+33.3%	+6
	Felony	DF	11	▼	-8.3%	-1
	Abuse and Neglect	AN	9	▼	-10.0%	-1
	Foster Care Review	FC	8	▼	-11.1%	-1
	Permanency Planning	PH	8	▲	+166.7%	+5
	Traffic	T	4	▼	-60.0%	-6
	Non-Family Abuse Protective Order	AP	3	▲	+200.0%	+2
	Truancy	TR	3	▲	-	+3
	Emergency Custody Order	EC	2	↔		-
	Paternity	PT	2	↔		-
	Status	ST	2	▲	+100.0%	+1
	Terminate Parental Rights	TP	2	↔		-
	Initial Foster Care	IF	1	▼	-50.0%	-1
	Other	OT	1	▲	-	+1
	Relief of Custody	CR	1	▲	-	+1
	Temporary Detention Order	TD	1	▼	-75.0%	-3
	Voluntary Continuing Services and Support Agreem	VA	1	▲	-	+1
	Family Abuse - Protective Order	FP	0	▼	-100.0%	-1
	Qualified Residential Treatment	QR	0	▼	-100.0%	-1
	Remand Custody	RC	0	▼	-100.0%	-5
	Remand Visitation	RV	0	▼	-100.0%	-5
Show Cause	SC	0	▼	-100.0%	-2	
	Total		181	▼	-12.6%	-26
GRAND TOTAL			388	▼	-7.8%	-33

Dispositions by Major Case Category**

Category	Summary	Change	% Change	Absolute Change
Adult Criminal	109	▲	+14.7%	+14
Child Dependency	30	▲	+11.1%	+3
Child in Need of Services/Supervision	3	▲	-	+3
Custody and Visitation	100	▼	-16.0%	-19
Delinquency	35	▼	+9.4%	+3
Juvenile Miscellaneous	2	▲	+100.0%	+1
Other	61	▲	-6.2%	-4
Protective Orders	14	▼	-33.3%	-7
Support	30	▼	-41.2%	-21

* Compared to same time period as previous year
 6/13/2024 1:46:41PM

** Case Type Categories are defined in the 2017 Virginia Judicial Workload Assessment
 Source: SCV-SQL-Information

Traffic	4	▼	-60.0%	-6
GRAND TOTAL	388	▼	-7.8%	-33

2024 Overall GRAND TOTAL		Distribution of Caseload		Change*		Percentage (%) of Caseload		
777	+137 21.4%	Adult	443 57%	47.7% ▲	+143	Adult	2023 46.9%	2024 57.0%
2024		Juvenile	334 43%	-1.8% ▼	-6	Juvenile	53.1%	43.0%
2023		GRAND TOTAL	777 100%	21.4% ▲	+137	GRAND TOTAL	100%	100%

Dispositions by Division & Code

Division	Case Type Description	Code	Summary	Change	% Change	Absolute Change
Adult	Misdemeanor	CM	96	▲	+77.8%	+42
	Show Cause	SC	91	▲	+56.9%	+33
	Civil Support	VS	79	▼	-9.2%	-8
	Other	OT	56	▲	+40.0%	+16
	Family Abuse - Protective Order	FP	39	▲	+77.3%	+17
	Capias	CA	34	▲	+126.7%	+19
	Felony	CF	25	▲	+47.1%	+8
	Remand Support	RS	12	▲	+200.0%	+8
	Motion - Protective Order	MP	8	▲	+166.7%	+5
	Non-Family Abuse Protective Order	AP	2	▲	-	+2
	Violation Family Abuse Protective Order	PS	1	▲	-	+1
	Total		443	▲	47.7%	+143
Juvenile	Custody Visitation	CV	233	▼	-6.0%	-15
	Misdemeanor	DM	17	▼	-19.0%	-4
	Remand Custody	RC	14	▲	+40.0%	+4
	Remand Visitation	RV	14	▲	+40.0%	+4
	Traffic	T	14	▼	-12.5%	-2
	Paternity	PT	9	▲	+125.0%	+5
	Truancy	TR	6	▲	-	+6
	Felony	DF	5	▼	-50.0%	-5
	Terminate Parental Rights	TP	4	▲	-	+4
	Foster Care Review	FC	3	▲	+200.0%	+2
	Temporary Detention Order	TD	3	▼	-25.0%	-1
	Voluntary Continuing Services and Support Agreem	VA	3	▲	-	+3
	Emergency Custody Order	EC	2	▲	-	+2
	Permanency Planning	PH	2	▼	-60.0%	-3
	Status	ST	2	▼	-33.3%	-1
	Initial Foster Care	IF	1	↔	-	-
	Relief of Custody	CR	1	↔	-	-
	Show Cause	SC	1	▲	-	+1
	Abuse and Neglect	AN	0	▼	-100.0%	-2
	Child In Need of Services	CS	0	▼	-100.0%	-2
	Non-Family Abuse Protective Order	AP	0	▼	-100.0%	-2
	Total		334	▼	-1.8%	-6
GRAND TOTAL			777	▲	21.4%	+137

Dispositions by Major Case Category**

Category	Summary	Change	% Change	Absolute Change
Adult Criminal	213	▲	+67.7%	+86
Child Dependency	14	▲	+40.0%	+4
Child in Need of Services/Supervision	6	▲	+200.0%	+4
Custody and Visitation	242	▲	-4.0%	-10
Delinquency	23	▲	-25.8%	-8
Juvenile Miscellaneous	2	▼	-33.3%	-1
Other	101	▲	+48.5%	+33
Protective Orders	49	▲	+81.5%	+22
Support	113	▲	+8.7%	+9
Traffic	14	▼	-12.5%	-2

* Compared to same time period as previous year
 6/13/2024 1:46:41PM

** Case Type Categories are defined in the 2017 Virginia Judicial Workload Assessment
 Source: SCV-SQL-Information

GRAND TOTAL

777

▲

21.4%

+137

2024 Overall GRAND TOTAL		Distribution of Caseload		Change*		Percentage (%) of Caseload		
383	-4 -1.0%	Adult	212 55%	1.9% ▲	+4	Adult	53.7%	55.4%
2024		Juvenile	171 45%	-4.5% ▼	-8	Juvenile	46.3%	44.6%
2023		GRAND TOTAL	383 100%	-1.0% ▼	-4	GRAND TOTAL	100%	100%

Dispositions by Division & Code

Division	Case Type Description	Code	Summary	Change	% Change	Absolute Change
Adult	Misdemeanor	CM	42	▲	+13.5%	+5
	Civil Support	VS	41	▲	+28.1%	+9
	Show Cause	SC	41	▲	+2.5%	+1
	Other	OT	39	▲	+21.9%	+7
	Family Abuse - Protective Order	FP	14	↔		-
	Remand Support	RS	10	▲	+25.0%	+2
	Capias	CA	9	▲	-30.8%	-4
	Motion - Protective Order	MP	6	▲	+500.0%	+5
	Felony	CF	4	▼	-85.7%	-24
	Violation of Protective Order	PV	4	▲	+33.3%	+1
	Non-Family Abuse Protective Order	AP	2	▲	-	+2
		Total		212	▲	1.9%
Juvenile	Custody Visitation	CV	92	▼	-5.2%	-5
	Remand Custody	RC	17	▲	+88.9%	+8
	Remand Visitation	RV	17	▲	+88.9%	+8
	Misdemeanor	DM	14	▼	-22.2%	-4
	Traffic	T	13	▼	-43.5%	-10
	Temporary Detention Order	TD	4	▼	-20.0%	-1
	Emergency Custody Order	EC	2	↔		-
	Felony	DF	2	▼	-60.0%	-3
	Foster Care Review	FC	2	▲	-	+2
	Non-Family Abuse Protective Order	AP	2	▲	+100.0%	+1
	Paternity	PT	2	▼	-33.3%	-1
	Abuse and Neglect	AN	1	▼	-80.0%	-4
	Initial Foster Care	IF	1	▲	-	+1
	Other	OT	1	↔		-
	Permanency Planning	PH	1	▲	-	+1
	Civil Violation	CI	0	▼	-100.0%	-1
		Total		171	▼	-4.5%
GRAND TOTAL			383	▼	-1.0%	-4

Dispositions by Major Case Category**

Category	Summary	Change	% Change	Absolute Change		
Adult Criminal	85	▼	-22.7%	-25		
Child Dependency	5	▲		0		
Custody and Visitation	94	▼	-6.0%	-6		
Delinquency	16	▼	-30.4%	-7		
New to Workload Study	0	▼	-100.0%	-1		
Other	90	▲	+36.4%	+24		
Protective Orders	24	▲	+50.0%	+8		
Support	56	▲	+30.2%	+13		
Traffic	13	▼	-43.5%	-10		
GRAND TOTAL			383	▼	-1.0%	-4

* Compared to same time period as previous year
 6/13/2024 1:46:41PM

** Case Type Categories are defined in the 2017 Virginia Judicial Workload Assessment
 Source: SCV-SQL-Information

2024 Overall GRAND TOTAL		Distribution of Caseload		Change*		Percentage (%) of Caseload			
2,615	-1,049 -28.6%	Adult	1,468	56%	-24.3% ▼	-471	Adult	52.9%	56.1%
2024		Juvenile	1,147	44%	-33.5% ▼	-578	Juvenile	47.1%	43.9%
		GRAND TOTAL	2,615	100%	-28.6% ▼	-1,049	GRAND TOTAL	100%	100%

Dispositions by Division & Code

Division	Case Type Description	Code	Summary	Change	% Change	Absolute Change	
Adult	Show Cause	SC	334	▼	-4.6%	-16	
	Civil Support	VS	326	▼	-2.7%	-9	
	Misdemeanor	CM	269	▼	-12.9%	-40	
	Other	OT	208	▼	-55.7%	-262	
	Family Abuse - Protective Order	FP	107	▲	+1.9%	+2	
	Capias	CA	87	▼	-10.3%	-10	
	Felony	CF	79	▲	+12.9%	+9	
	Remand Support	RS	41	▼	-79.0%	-154	
	Motion - Protective Order	MP	13	▲	+85.7%	+6	
	Violation of Protective Order	PV	3	▲	-	+3	
	Restricted License for Non-Support	SL	1	▲	-	+1	
	Non-Family Abuse Protective Order	AP	0	▼	-100.0%	-1	
		Total		1,468	▼	-24.3%	-471
Juvenile	Custody Visitation	CV	636	▼	-2.2%	-14	
	Misdemeanor	DM	131	▼	-10.9%	-16	
	Felony	DF	62	▲	+19.2%	+10	
	Remand Custody	RC	55	▼	-77.7%	-192	
	Remand Visitation	RV	55	▼	-77.3%	-187	
	Traffic	T	27	▲	+28.6%	+6	
	Status	ST	24	▼	-31.4%	-11	
	Non-Family Abuse Protective Order	AP	23	▲	+27.8%	+5	
	Emergency Custody Order	EC	21	▼	-80.7%	-88	
	Paternity	PT	19	▼	-9.5%	-2	
	Temporary Detention Order	TD	15	▼	-86.8%	-99	
	Foster Care Review	FC	14	▲	+180.0%	+9	
	Terminate Parental Rights	TP	10	▲	+400.0%	+8	
	Initial Foster Care	IF	9	▲	+800.0%	+8	
	Permanency Planning	PH	9	▼	-25.0%	-3	
	Other	OT	8	▼	-66.7%	-16	
	Relief of Custody	CR	8	▲	+700.0%	+7	
	Capias	CA	7	▲	+40.0%	+2	
	Abuse and Neglect	AN	6	▲	+200.0%	+4	
	Show Cause	SC	4	▲	+300.0%	+3	
	Mental Commitment	MC	2	▼	-71.4%	-5	
	Child In Need of Services	CS	1	▲	-	+1	
	Family Abuse - Protective Order	FP	1	▼	-66.7%	-2	
	Child at Risk	RI	0	▼	-100.0%	-2	
	Voluntary Continuing Services and Support Agreem	VA	0	▼	-100.0%	-4	
		Total		1,147	▼	-33.5%	-578
		GRAND TOTAL		2,615	▼	-28.6%	-1,049

Dispositions by Major Case Category**

Category	Summary	Change	% Change	Absolute Change
Adult Criminal	659	▲	-2.2%	-15
Child Dependency	56	▲	+93.1%	+27
Child in Need of Services/Supervision	2	▲	-	+2
Custody and Visitation	655	▼	-2.4%	-16
Delinquency	203	▲	-1.0%	-2

* Compared to same time period as previous year
 6/13/2024 1:46:41PM

** Case Type Categories are defined in the 2017 Virginia Judicial Workload Assessment
 Source: SCV-SQL-Information

CPSS - JCMS CASELOAD STATISTICS OF THE JUVENILE & DOMESTIC RELATIONS DISTRICT COURTS
 January 2024 thru May 2024 Dispositions (Compared to January 2023 thru May 2023)

Juvenile Miscellaneous	24	▼	-31.4%	-11
Other	405	▼	-71.2%	-1,003
Protective Orders	144	▼	+7.5%	+10
Support	440	▲	-9.7%	-47
Traffic	27	▲	+28.6%	+6
GRAND TOTAL	2,615	▼	-28.6%	-1,049

2024 Overall GRAND TOTAL		Distribution of Caseload		Change*		Percentage (%) of Caseload		
421	+68 19.3%	Adult	224 53%	40.0% ▲	+64	Adult	45.3%	53.2%
2024		Juvenile	197 47%	2.1% ▲	+4	Juvenile	54.7%	46.8%
2023		GRAND TOTAL	421 100%	19.3% ▲	+68	GRAND TOTAL	100%	100%

Dispositions by Division & Code

Division	Case Type Description	Code	Summary	Change	% Change	Absolute Change
Adult	Misdemeanor	CM	76	▲	+123.5%	+42
	Other	OT	34	▲	+70.0%	+14
	Show Cause	SC	34	▲	+9.7%	+3
	Civil Support	VS	29	▼	-6.5%	-2
	Capias	CA	18	▲	+50.0%	+6
	Felony	CF	16	▲	+433.3%	+13
	Family Abuse - Protective Order	FP	10	▼	-61.5%	-16
	Non-Family Abuse Protective Order	AP	4	▲	-	+4
	Emergency Substantial Risk Order	SR	1	▲	-	+1
	Motion - Protective Order	MP	1	▼	-66.7%	-2
	Violation of Protective Order	PV	1	▲	-	+1
	Total		224	▲	40.0%	+64
Juvenile	Custody Visitation	CV	93	▼	-20.5%	-24
	Misdemeanor	DM	33	▲	+13.8%	+4
	Abuse and Neglect	AN	17	▲	+88.9%	+8
	Traffic	T	17	▼	-22.7%	-5
	Felony	DF	12	▲	+300.0%	+9
	Non-Family Abuse Protective Order	AP	5	▲	-	+5
	Capias	CA	4	▲	+300.0%	+3
	Paternity	PT	4	▲	+100.0%	+2
	Civil Violation	CI	3	▲	-	+3
	Foster Care Review	FC	2	▲	-	+2
	Initial Foster Care	IF	2	▼	-50.0%	-2
	Permanency Planning	PH	2	↔	-	-
	Child In Need of Services	CS	1	▲	-	+1
	Emergency Custody Order	EC	1	▲	-	+1
	Show Cause	SC	1	▼	-50.0%	-1
	Child at Risk	RI	0	▼	-100.0%	-1
	Family Abuse - Protective Order	FP	0	▼	-100.0%	-1
		Total		197	▲	2.1%
GRAND TOTAL			421	▲	19.3%	+68

Dispositions by Major Case Category**

Category	Summary	Change	% Change	Absolute Change		
Adult Criminal	123	▲	+95.2%	+60		
Child Dependency	23	▲	+43.8%	+7		
Child in Need of Services/Supervision	1	▲	-	0		
Custody and Visitation	97	▲	-18.5%	-22		
Delinquency	50	▲	+47.1%	+16		
New to Workload Study	4	▲	-	+4		
Other	35	▲	+75.0%	+15		
Protective Orders	20	▲	-33.3%	-10		
Support	51	▲	+6.3%	+3		
Traffic	17	▼	-22.7%	-5		
GRAND TOTAL			421	▲	19.3%	+68

* Compared to same time period as previous year
 6/13/2024 1:46:41PM

** Case Type Categories are defined in the 2017 Virginia Judicial Workload Assessment
 Source: SCV-SQL-Information

2024 Overall GRAND TOTAL		Distribution of Caseload		Change*		Percentage (%) of Caseload		
256	-25 -8.9%	Adult	141 55%	2.9% ▲	+4	Adult	48.8%	55.1%
2024		Juvenile	115 45%	-20.1% ▼	-29	Juvenile	51.2%	44.9%
2023		GRAND TOTAL	256 100%	-8.9% ▼	-25	GRAND TOTAL	100%	100%

Dispositions by Division & Code

Division	Case Type Description	Code	Summary	Change	% Change	Absolute Change
Adult	Misdemeanor	CM	37	▲	+68.2%	+15
	Show Cause	SC	30	▼	-11.8%	-4
	Civil Support	VS	22	▼	-21.4%	-6
	Other	OT	21	▼	-4.5%	-1
	Family Abuse - Protective Order	FP	10	▲	+42.9%	+3
	Capias	CA	9	▼	-35.7%	-5
	Felony	CF	9	↔		-
	Motion - Protective Order	MP	2	▲	-	+2
	Non-Family Abuse Protective Order	AP	1	▲	-	+1
	Violation Family Abuse Protective Order	PS	0	▼	-100.0%	-1
	Total		141	▲	2.9%	+4
Juvenile	Custody Visitation	CV	65	▼	-12.2%	-9
	Misdemeanor	DM	16	↔		-
	Permanency Planning	PH	6	▲	+200.0%	+4
	Felony	DF	5	▲	+66.7%	+2
	Paternity	PT	5	▼	-16.7%	-1
	Terminate Parental Rights	TP	5	▲	+66.7%	+2
	Traffic	T	4	▼	-42.9%	-3
	Abuse and Neglect	AN	2	▼	-77.8%	-7
	Initial Foster Care	IF	2	▼	-77.8%	-7
	Civil Violation	CI	1	▲	-	+1
	Foster Care Review	FC	1	▼	-75.0%	-3
	Remand Custody	RC	1	▲	-	+1
	Show Cause	SC	1	▼	-66.7%	-2
	Voluntary Continuing Services and Support Agree	VA	1	▲	-	+1
	Capias	CA	0	▼	-100.0%	-1
	Child In Need of Services	CS	0	▼	-100.0%	-1
	Non-Family Abuse Protective Order	AP	0	▼	-100.0%	-2
	Special Immigrant Juvenile Status	SI	0	▼	-100.0%	-1
	Temporary Detention Order	TD	0	▼	-100.0%	-1
	Truancy	TR	0	▼	-100.0%	-2
	Total		115	▼	-20.1%	-29
	GRAND TOTAL		256	▼	-8.9%	-25

Dispositions by Major Case Category**

Category	Summary	Change	% Change	Absolute Change
Adult Criminal	68	▼	+33.3%	+17
Child Dependency	17	▲	-37.0%	-10
Child in Need of Services/Supervision	0	▼	-100.0%	-3
Custody and Visitation	70	▼	-12.5%	-10
Delinquency	22	▼	-4.3%	-1
New to Workload Study	1	▲		0
Other	22	▲	-4.3%	-1
Protective Orders	13	▲	+44.4%	+4
Support	39	▼	-31.6%	-18
Traffic	4	▼	-42.9%	-3
	GRAND TOTAL	256	▼	-8.9%

* Compared to same time period as previous year
 6/13/2024 1:46:41PM

** Case Type Categories are defined in the 2017 Virginia Judicial Workload Assessment
 Source: SCV-SQL-Information

2024 Overall GRAND TOTAL		Distribution of Caseload			Change*		Percentage (%) of Caseload		
201 2024 2023	+4 2.0% 	Adult	97	48%	4.3% ▲	+4	Adult	2023	2024
		Juvenile	104	52%	0.0%	0	Juvenile	47.2%	48.3%
GRAND TOTAL		201	100%	2.0% ▲	+4	GRAND TOTAL	100%	100%	

Dispositions by Division & Code

Division	Case Type Description	Code	Summary	Change	% Change	Absolute Change
Adult	Misdemeanor	CM	30	▲	+66.7%	+12
	Other	OT	21	▲	+61.5%	+8
	Civil Support	VS	16	▼	-5.9%	-1
	Show Cause	SC	13	▼	-38.1%	-8
	Felony	CF	8	▲	+300.0%	+6
	Family Abuse - Protective Order	FP	6	▲	+50.0%	+2
	Capias	CA	2	▼	-88.2%	-15
	Restricted License for Non-Support	SL	1	↔		-
Total			97	▲	4.3%	+4
Juvenile	Custody Visitation	CV	48	▲	+6.7%	+3
	Misdemeanor	DM	20	↔		-
	Foster Care Review	FC	8	▲	+33.3%	+2
	Felony	DF	7	▲	+250.0%	+5
	Traffic	T	6	▼	-33.3%	-3
	Status	ST	4	▲	+300.0%	+3
	Emergency Custody Order	EC	3	▼	-25.0%	-1
	Paternity	PT	2	▲	+100.0%	+1
	Temporary Detention Order	TD	2	▼	-50.0%	-2
	Abuse and Neglect	AN	1	▼	-50.0%	-1
	Non-Family Abuse Protective Order	AP	1	▲	-	+1
	Permanency Planning	PH	1	▼	-66.7%	-2
	Truancy	TR	1	▲	-	+1
	Child In Need of Services	CS	0	▼	-100.0%	-3
	Qualified Residential Treatment	QR	0	▼	-100.0%	-1
	Show Cause	SC	0	▼	-100.0%	-1
	Terminate Parental Rights	TP	0	▼	-100.0%	-2
Total			104		0.0%	0
GRAND TOTAL			201	▲	2.0%	+4

Dispositions by Major Case Category**

Category	Summary	Change	% Change	Absolute Change	
Adult Criminal	49	▲	+25.6%	+10	
Child Dependency	10	▼	-28.6%	-4	
Child in Need of Services/Supervision	1	▲	-66.7%	-2	
Custody and Visitation	50	▲	+8.7%	+4	
Delinquency	27	▲	+17.4%	+4	
Juvenile Miscellaneous	4	▲	+300.0%	+3	
Other	26	▲	+23.8%	+5	
Protective Orders	7	▲	+75.0%	+3	
Support	21	▼	-43.2%	-16	
Traffic	6	▼	-33.3%	-3	
GRAND TOTAL		201	▲	2.0%	+4

2024 Overall GRAND TOTAL		Distribution of Caseload		Change*		Percentage (%) of Caseload			
979 +39 4.1% 	Adult	523	53%	13.0%	▲	+60	Adult	2023	2024
	Juvenile	456	47%	-4.4%	▼	-21	Juvenile	49.3%	53.4%
GRAND TOTAL		979	100%	4.1%	▲	+39	GRAND TOTAL	100%	100%

Dispositions by Division & Code

Division	Case Type Description	Code	Summary	Change	% Change	Absolute Change	
Adult	Misdemeanor	CM	108	▲	+12.5%	+12	
	Civil Support	VS	105	▲	+41.9%	+31	
	Show Cause	SC	99	▼	-10.0%	-11	
	Other	OT	63	▼	-1.6%	-1	
	Family Abuse - Protective Order	FP	62	▲	+44.2%	+19	
	Capias	CA	42	▲	+2.4%	+1	
	Felony	CF	30	▲	+30.4%	+7	
	Motion - Protective Order	MP	7	▲	+75.0%	+3	
	Violation of Protective Order	PV	4	▲	+300.0%	+3	
	Bond Forfeiture	BF	1	▲	-	+1	
	Non-Family Abuse Protective Order	AP	1	↔	-	-	
	Violation Family Abuse Protective Order	PS	1	▲	-	+1	
	Emergency Substantial Risk Order	SR	0	▼	-100.0%	-4	
	Protective Order	PC	0	▼	-100.0%	-1	
Remand Support	RS	0	▼	-100.0%	-1		
Total			523	▲	13.0%	+60	
Juvenile	Custody Visitation	CV	281	▲	+1.1%	+3	
	Misdemeanor	DM	29	▼	-51.7%	-31	
	Traffic	T	25	▲	+92.3%	+12	
	Foster Care Review	FC	20	▲	+17.6%	+3	
	Felony	DF	18	▲	+12.5%	+2	
	Abuse and Neglect	AN	17	↔	-	-	
	Initial Foster Care	IF	9	▲	+28.6%	+2	
	Emergency Custody Order	EC	7	↔	-	-	
	Non-Family Abuse Protective Order	AP	7	▼	-22.2%	-2	
	Permanency Planning	PH	7	▼	-30.0%	-3	
	Temporary Detention Order	TD	6	▲	+50.0%	+2	
	Paternity	PT	5	▲	+400.0%	+4	
	Status	ST	4	▼	-42.9%	-3	
	Terminate Parental Rights	TP	4	▲	+33.3%	+1	
	Mental Commitment	MC	3	▲	+200.0%	+2	
	Show Cause	SC	3	▲	-57.1%	-4	
	Truancy	TR	3	▼	-57.1%	-4	
	Relief of Custody	CR	2	▲	-	+2	
	Remand Custody	RC	2	▼	-33.3%	-1	
	Remand Visitation	RV	2	▼	-33.3%	-1	
	Capias	CA	1	▲	-	+1	
	Voluntary Continuing Services and Support Agreem	VA	1	↔	-	-	
	Motion - Protective Order	MP	0	▼	-100.0%	-2	
	Qualified Residential Treatment	QR	0	▼	-100.0%	-1	
	Special Immigrant Juvenile Status	SI	0	▼	-100.0%	-3	
	Total			456	▼	-4.4%	-21
	GRAND TOTAL			979	▲	4.1%	+39

Dispositions by Major Case Category**

Category	Summary	Change	% Change	Absolute Change
Adult Criminal	231	▲	+0.9%	+2
Child Dependency	60	▲	+7.1%	+4
Child in Need of Services/Supervision	4	▲	-42.9%	-3

* Compared to same time period as previous year
 6/13/2024 1:46:41PM

** Case Type Categories are defined in the 2017 Virginia Judicial Workload Assessment
 Source: SCV-SQL-Information

CPSS - JCMS CASELOAD STATISTICS OF THE JUVENILE & DOMESTIC RELATIONS DISTRICT COURTS
 January 2024 thru May 2024 Dispositions (Compared to January 2023 thru May 2023)

Custody and Visitation	286	▲	+2.5%	+7
Delinquency	50	▲	-39.8%	-33
Juvenile Miscellaneous	4	▼	-42.9%	-3
New to Workload Study	0	▼	-100.0%	-7
Other	83	▲		0
Protective Orders	77	▼	+30.5%	+18
Support	159	▲	+35.9%	+42
Traffic	25	▲	+92.3%	+12
GRAND TOTAL	979	▲	4.1%	+39

2024 Overall GRAND TOTAL		Distribution of Caseload		Change*		Percentage (%) of Caseload		
800 +72 9.9% 	Adult Juvenile GRAND TOTAL	374	47%	-4.8% ▼	-19	54.0%	46.8%	
		426	53%	27.2% ▲	+91	46.0%	53.3%	
		800	100%	9.9% ▲	+72	100%	100%	

Dispositions by Division & Code




Division	Case Type Description	Code	Summary	Change	% Change	Absolute Change
Adult	Misdemeanor	CM	98	▲	+18.1%	+15
	Civil Support	VS	83	▲	+18.6%	+13
	Family Abuse - Protective Order	FP	54	▲	+10.2%	+5
	Show Cause	SC	49	▼	-10.9%	-6
	Capias	CA	31	▲	-11.4%	-4
	Felony	CF	30	▼	-14.3%	-5
	Other	OT	20	▲	-60.8%	-31
	Non-Family Abuse Protective Order	AP	4	↔		-
	Motion - Protective Order	MP	3	▼	-70.0%	-7
	Remand Support	RS	2	▲	-	+2
	Protective Order	PC	0	▼	-100.0%	-1
		Total		374	▼	-4.8%
Juvenile	Custody Visitation	CV	257	▲	+29.1%	+58
	Misdemeanor	DM	51	▲	+15.9%	+7
	Traffic	T	38	▲	+375.0%	+30
	Felony	DF	28	▼	-15.2%	-5
	Non-Family Abuse Protective Order	AP	16	▼	-5.9%	-1
	Family Abuse - Protective Order	FP	12	▲	-	+12
	Civil Violation	CI	7	▲	+16.7%	+1
	Capias	CA	6	▲	+200.0%	+4
	Show Cause	SC	5	▲	+66.7%	+2
	Foster Care Review	FC	3	▼	-40.0%	-2
	Paternity	PT	1	▲	-	+1
	Remand Custody	RC	1	▲	-	+1
	Remand Visitation	RV	1	▲	-	+1
	Abuse and Neglect	AN	0	▼	-100.0%	-9
	Initial Foster Care	IF	0	▼	-100.0%	-6
	Restoration of Parental Rights	RR	0	▼	-100.0%	-2
	Truancy	TR	0	▼	-100.0%	-1
	Total		426	▲	27.2%	+91
GRAND TOTAL			800	▲	9.9%	+72

Dispositions by Major Case Category**

Category	Summary	Change	% Change	Absolute Change
Adult Criminal	199	▼	+0.5%	+1
Child Dependency	3	▼	-85.0%	-17
Child in Need of Services/Supervision	0	▼	-100.0%	-1
Custody and Visitation	258	▲	+29.6%	+59
Delinquency	90	▲	+9.8%	+8
New to Workload Study	7	▲	+16.7%	+1
Other	24	▲	-54.7%	-29
Protective Orders	89	▲	+11.3%	+9
Support	92	▲	+13.6%	+11
Traffic	38	▲	+375.0%	+30
GRAND TOTAL	800	▲	9.9%	+72

* Compared to same time period as previous year
 6/13/2024 1:46:41PM

** Case Type Categories are defined in the 2017 Virginia Judicial Workload Assessment
 Source: SCV-SQL-Information

2024 Overall GRAND TOTAL		Distribution of Caseload				Change*		Percentage (%) of Caseload		
2024  2023 	+13 14.0% 	Adult	62	58%	10.7% ▲	+6	Adult	60.2%	58.5%	
		Juvenile	44	42%	18.9% ▲	+7	Juvenile	39.8%	41.5%	
		GRAND TOTAL	106	100%	14.0% ▲	+13	GRAND TOTAL	100%	100%	

Dispositions by Division & Code

Division	Case Type Description	Code	Summary	Change	% Change	Absolute Change
Adult	Civil Support	VS	17	▲	+54.5%	+6
	Misdemeanor	CM	13	▼	-13.3%	-2
	Other	OT	11	▲	-21.4%	-3
	Capias	CA	8	▲	-	+8
	Show Cause	SC	8	↔	-	-
	Family Abuse - Protective Order	FP	4	↔	-	-
	Felony	CF	1	▼	-75.0%	-3
	Total			62	▲	10.7%
Juvenile	Custody Visitation	CV	40	▲	+60.0%	+15
	Non-Family Abuse Protective Order	AP	2	▲	-	+2
	Misdemeanor	DM	1	↔	-	-
	Traffic	T	1	▼	-87.5%	-7
	Foster Care Review	FC	0	▼	-100.0%	-1
	Paternity	PT	0	▼	-100.0%	-2
	Total			44	▲	18.9%
GRAND TOTAL			106	▲	14.0%	+13

Dispositions by Major Case Category**

Category	Summary	Change	% Change	Absolute Change
Adult Criminal	23	▲	-	0
Child Dependency	0	▼	-100.0%	-1
Custody and Visitation	40	▼	+48.1%	+13
Delinquency	1	↔	-	0
Other	11	▲	-21.4%	-3
Protective Orders	6	▲	+50.0%	+2
Support	24	▲	+60.0%	+9
Traffic	1	▼	-87.5%	-7
GRAND TOTAL	106	▲	14.0%	+13

* Compared to same time period as previous year
 6/13/2024 1:46:41PM

** Case Type Categories are defined in the 2017 Virginia Judicial Workload Assessment
 Source: SCV-SQL-Information

2024 Overall GRAND TOTAL		Distribution of Caseload		Change*		Percentage (%) of Caseload		
268 	-22 -7.6%	Adult	112 42%	-25.8% ▼	-39	Adult	52.1%	41.8%
		Juvenile	156 58%	12.2% ▲	+17	Juvenile	47.9%	58.2%
		GRAND TOTAL	268 100%	-7.6% ▼	-22	GRAND TOTAL	100%	100%

Dispositions by Division & Code

Division	Case Type Description	Code	Summary	Change	% Change	Absolute Change	
Adult	Show Cause	SC	27	▼	-22.9%	-8	
	Misdemeanor	CM	24	▼	-48.9%	-23	
	Other	OT	20	▲	+300.0%	+15	
	Civil Support	VS	17	▼	-37.0%	-10	
	Family Abuse - Protective Order	FP	13	▼	-13.3%	-2	
	Felony	CF	6	▼	-25.0%	-2	
	Capias	CA	4	▼	-69.2%	-9	
	Motion - Protective Order	MP	1	↔		-	
	Total			112	▼	-25.8%	-39
	Juvenile	Custody Visitation	CV	77	▲	+87.8%	+36
Traffic		T	16	▼	-27.3%	-6	
Foster Care Review		FC	15	▲	+114.3%	+8	
Abuse and Neglect		AN	11	▲	+37.5%	+3	
Misdemeanor		DM	11	▼	-65.6%	-21	
Permanency Planning		PH	9	▲	+800.0%	+8	
Felony		DF	7	▲	+40.0%	+2	
Status		ST	3	▲		-	
Paternity		PT	2	▲		+2	
Special Immigrant Juvenile Status		SI	2	▲		+2	
Temporary Detention Order		TD	2	▲		+2	
Show Cause		SC	1	▲		+1	
Child In Need of Services		CS	0	▼	-100.0%	-2	
Civil Violation		CI	0	▼	-100.0%	-1	
Family Abuse - Protective Order		FP	0	▼	-100.0%	-2	
Initial Foster Care		IF	0	▼	-100.0%	-7	
Non-Family Abuse Protective Order		AP	0	▼	-100.0%	-4	
Other		OT	0	▼	-100.0%	-1	
Remand Custody		RC	0	▼	-100.0%	-1	
Remand Visitation		RV	0	▼	-100.0%	-1	
Truancy	TR	0	▼	-100.0%	-1		
Total			156	▲	12.2%	+17	
GRAND TOTAL			268	▼	-7.6%	-22	

Dispositions by Major Case Category**

Category	Summary	Change	% Change	Absolute Change
Adult Criminal	53	▼	-32.9%	-26
Child Dependency	35	▲	+52.2%	+12
Child in Need of Services/Supervision	1	▲	-66.7%	-2
Custody and Visitation	79	▲	+92.7%	+38
Delinquency	18	▼	-51.4%	-19
Juvenile Miscellaneous	3	▲		0
New to Workload Study	2	▲	+100.0%	+1
Other	22	▲	+175.0%	+14
Protective Orders	14	▼	-36.4%	-8
Support	25	▼	-51.0%	-26
Traffic	16	▼	-27.3%	-6
GRAND TOTAL	268	▼	-7.6%	-22

* Compared to same time period as previous year
 6/13/2024 1:46:41PM

** Case Type Categories are defined in the 2017 Virginia Judicial Workload Assessment
 Source: SCV-SQL-Information

2024 Overall GRAND TOTAL		Distribution of Caseload			Change*		Percentage (%) of Caseload		
6,008 +119 2.0% 		Adult	3,862	64%	1.7% ▲	+64	Adult	2023: 64.5%	2024: 64.3%
		Juvenile	2,146	36%	2.6% ▲	+55	Juvenile	35.5%	35.7%
GRAND TOTAL		6,008	100%		2.0% ▲	+119	GRAND TOTAL	100%	100%

Dispositions by Division & Code

Division	Case Type Description	Code	Summary	Change	% Change	Absolute Change	
Adult	Misdemeanor	CM	1,097	▲	+9.6%	+96	
	Other	OT	622	▼	-9.2%	-63	
	Show Cause	SC	617	▼	+1.8%	+11	
	Civil Support	VS	515	▼	-0.2%	-1	
	Felony	CF	376	▲	+11.9%	+40	
	Capias	CA	334	▼	-10.0%	-37	
	Family Abuse - Protective Order	FP	256	▲	+9.4%	+22	
	Non-Family Abuse Protective Order	AP	14	▲	+27.3%	+3	
	Violation of Protective Order	PV	13	▼	-23.5%	-4	
	Motion - Protective Order	MP	9	▼	-18.2%	-2	
	Remand Support	RS	5	▼	-28.6%	-2	
	Bond Forfeiture	BF	3	▲	+50.0%	+1	
	Protective Order	PC	1	▲	-	+1	
	Restricted License for Non-Support	SL	0	▼	-100.0%	-1	
Total			3,862	▲	1.7%	+64	
Juvenile	Custody Visitation	CV	1,137	▼	-14.2%	-188	
	Misdemeanor	DM	270	▲	+52.5%	+93	
	Felony	DF	117	▲	+51.9%	+40	
	Civil Violation	CI	74	▲	+236.4%	+52	
	Truancy	TR	62	▼	-16.2%	-12	
	Mental Commitment	MC	59	▼	-25.3%	-20	
	Foster Care Review	FC	48	▲	+65.5%	+19	
	Abuse and Neglect	AN	46	▲	+24.3%	+9	
	Non-Family Abuse Protective Order	AP	44	▲	+76.0%	+19	
	Traffic	T	44	▲	+46.7%	+14	
	Status	ST	41	▼	-6.8%	-3	
	Paternity	PT	36	▼	-12.2%	-5	
	Initial Foster Care	IF	32	▲	+77.8%	+14	
	Permanency Planning	PH	31	▼	-6.1%	-2	
	Child In Need of Services	CS	23	▲	+91.7%	+11	
	Terminate Parental Rights	TP	20	▲	+66.7%	+8	
	Show Cause	SC	18	▲	+260.0%	+13	
	Other	OT	16	▲	+33.3%	+4	
	Special Immigrant Juvenile Status	SI	6	▲	+500.0%	+5	
	Family Abuse - Protective Order	FP	5	▲	+150.0%	+3	
	Temporary Detention Order	TD	5	▼	-64.3%	-9	
	Voluntary Continuing Services and Support Agree	VA	5	▲	+400.0%	+4	
	Remand Custody	RC	4	▼	-69.2%	-9	
	Emergency Custody Order	EC	2	▼	-75.0%	-6	
	Capias	CA	1	▲	-	+1	
	Total			2,146	▲	2.6%	+55
	GRAND TOTAL			6,008	▲	2.0%	+119

Dispositions by Major Case Category**

Category	Summary	Change	% Change	Absolute Change
Adult Criminal	2,262	▲	+7.1%	+149
Child Dependency	182	▲	+40.0%	+52
Child in Need of Services/Supervision	85	▲	-1.2%	-1
Custody and Visitation	1,173	▼	-14.1%	-193

* Compared to same time period as previous year
 6/13/2024 1:46:41PM

** Case Type Categories are defined in the 2017 Virginia Judicial Workload Assessment
 Source: SCV-SQL-Information

Delinquency	406	▲	+56.8%	+147
Juvenile Miscellaneous	42	▲	-4.5%	-2
New to Workload Study	80	▲	+247.8%	+57
Other	712	▼	-13.0%	-106
Protective Orders	328	▲	+15.9%	+45
Support	694	▼	-5.8%	-43
Traffic	44	▲	+46.7%	+14
GRAND TOTAL	6,008	▲	2.0%	+119

2024 Overall GRAND TOTAL		Distribution of Caseload			Change*		Percentage (%) of Caseload		
4,703 	+259	Adult	2,497	53%	-0.6% ▼	-14	Adult	56.5%	53.1%
	5.8%	Juvenile	2,206	47%	14.1% ▲	+273	Juvenile	43.5%	46.9%
		GRAND TOTAL	4,703	100%	5.8% ▲	+259	GRAND TOTAL	100%	100%

Dispositions by Division & Code

Division	Case Type Description	Code	Summary	Change	% Change	Absolute Change	
Adult	Misdemeanor	CM	550	▼	-1.8%	-10	
	Show Cause	SC	497	▼	-5.7%	-30	
	Other	OT	456	▼	-11.3%	-58	
	Civil Support	VS	346	▲	+12.3%	+38	
	Capias	CA	253	▼	-	-	
	Family Abuse - Protective Order	FP	185	▲	+17.1%	+27	
	Felony	CF	140	▼	-4.1%	-6	
	Remand Support	RS	38	▲	+153.3%	+23	
	Non-Family Abuse Protective Order	AP	11	▲	+120.0%	+6	
	Motion - Protective Order	MP	10	▲	+66.7%	+4	
	Violation of Protective Order	PV	7	▼	-56.3%	-9	
	Restricted License for Non-Support	SL	2	▼	-33.3%	-1	
	Criminal Support	CS	1	▲	-	+1	
	Return of Desposit (Bondsman)	RD	1	▲	-	+1	
Total			2,497	▼	-0.6%	-14	
Juvenile	Custody Visitation	CV	1,349	▲	+3.9%	+51	
	Misdemeanor	DM	217	▲	+47.6%	+70	
	Felony	DF	74	▲	+17.5%	+11	
	Status	ST	69	▼	-14.8%	-12	
	Truancy	TR	54	▼	-22.9%	-16	
	Remand Visitation	RV	53	▲	+211.8%	+36	
	Remand Custody	RC	51	▲	+200.0%	+34	
	Paternity	PT	46	▲	+9.5%	+4	
	Foster Care Review	FC	38	▲	+123.5%	+21	
	Traffic	T	36	▲	+16.1%	+5	
	Permanency Planning	PH	35	▼	-10.3%	-4	
	Temporary Detention Order	TD	33	▲	+1,000.0%	+30	
	Abuse and Neglect	AN	22	▼	-24.1%	-7	
	Terminate Parental Rights	TP	21	▲	+250.0%	+15	
	Non-Family Abuse Protective Order	AP	20	▲	+5.3%	+1	
	Show Cause	SC	20	▲	+66.7%	+8	
	Voluntary Continuing Services and Support Agree	VA	14	▲	+100.0%	+7	
	Emergency Custody Order	EC	12	▲	-	+12	
	Initial Foster Care	IF	9	▼	-40.0%	-6	
	Capias	CA	7	▲	+16.7%	+1	
	Other	OT	7	▲	+600.0%	+6	
	Entrustment	ET	6	▲	+100.0%	+3	
	Family Abuse - Protective Order	FP	6	▲	+500.0%	+5	
	Civil Violation	CI	3	▲	+50.0%	+1	
	Juvenile Support	JS	1	▲	-	+1	
	Mental Commitment	MC	1	↔	-	-	
	Relief of Custody	CR	1	↔	-	-	
	Special Immigrant Juvenile Status	SI	1	▲	-	+1	
	Child In Need of Services	CS	0	▼	-100.0%	-5	
	Total			2,206	▲	14.1%	+273
	GRAND TOTAL			4,703	▲	5.8%	+259

* Compared to same time period as previous year
 6/13/2024 1:46:41PM


** Case Type Categories are defined in the 2017 Virginia Judicial Workload Assessment
 Source: SCV-SQL-Information

Dispositions by Major Case Category**

Category	Summary	Change	% Change	Absolute Change
Adult Criminal	1,295	▼	-3.1%	-41
Child Dependency	146	▲	+24.8%	+29
Child in Need of Services/Supervision	54	▼	-28.0%	-21
Custody and Visitation	1,395	▲	+4.1%	+55
Delinquency	318	▲	+39.5%	+90
Juvenile Miscellaneous	69	▲	-14.8%	-12
New to Workload Study	4	▲	+100.0%	+2
Other	652	▲	+14.8%	+84
Protective Orders	232	▲	+22.8%	+43
Support	502	▲	+5.2%	+25
Traffic	36	▲	+16.1%	+5
GRAND TOTAL	4,703	▲	5.8%	+259

* Compared to same time period as previous year
 6/13/2024 1:46:41PM

** Case Type Categories are defined in the 2017 Virginia Judicial Workload Assessment
 Source: SCV-SQL-Information

2024 Overall GRAND TOTAL		Distribution of Caseload		Change*		Percentage (%) of Caseload			
106 -5.4% 	-6	Adult	68	64%	-20.0% ▼	-17	Adult	75.9%	64.2%
		Juvenile	38	36%	40.7% ▲	+11	Juvenile	24.1%	35.8%
		GRAND TOTAL	106	100%	-5.4% ▼	-6	GRAND TOTAL	100%	100%

Dispositions by Division & Code

Division	Case Type Description	Code	Summary	Change	% Change	Absolute Change	
Adult	Misdemeanor	CM	14	▼	-39.1%	-9	
	Other	OT	12	▲	+71.4%	+5	
	Civil Support	VS	11	▲	+22.2%	+2	
	Show Cause	SC	9	▼	-18.2%	-2	
	Family Abuse - Protective Order	FP	8	▼	-11.1%	-1	
	Felony	CF	6	▼	-53.8%	-7	
	Capias	CA	5	▲	-50.0%	-5	
	Bond Forfeiture	BF	1	↔		-	
	Motion - Protective Order	MP	1	↔		-	
	Violation of Protective Order	PV	1	↔		-	
	Total		68	▼	-20.0%	-17	
Juvenile	Custody Visitation	CV	26	▲	+52.9%	+9	
	Abuse and Neglect	AN	6	▲	+200.0%	+4	
	Show Cause	SC	2	▲	-	+2	
	Felony	DF	1	▲	-	+1	
	Misdemeanor	DM	1	▼	-50.0%	-1	
	Traffic	T	1	↔		-	
	Truancy	TR	1	▲	-	+1	
	Foster Care Review	FC	0	▼	-100.0%	-1	
	Non-Family Abuse Protective Order	AP	0	▼	-100.0%	-2	
	Remand Custody	RC	0	▼	-100.0%	-1	
	Remand Visitation	RV	0	▼	-100.0%	-1	
		Total		38	▲	40.7%	+11
		GRAND TOTAL		106	▼	-5.4%	-6

Dispositions by Major Case Category**

Category	Summary	Change	% Change	Absolute Change
Adult Criminal	31	▼	-44.6%	-25
Child Dependency	6	▲	+100.0%	+3
Child in Need of Services/Supervision	1	▲	-	+1
Custody and Visitation	26	▲	+52.9%	+9
Delinquency	4	▲	+100.0%	+2
Other	12	▲	+33.3%	+3
Protective Orders	9	▼	-25.0%	-3
Support	16	▲	+33.3%	+4
Traffic	1	↔		0
	GRAND TOTAL		-5.4%	-6

2024 Overall GRAND TOTAL		Distribution of Caseload		Change*		Percentage (%) of Caseload			
948 +40 4.4% 	2024 2023	Adult	495	52%	-3.9% ▼	-20	Adult	56.7%	52.2%
		Juvenile	453	48%	15.3% ▲	+60	Juvenile	43.3%	47.8%
GRAND TOTAL		948	100%	4.4% ▲	+40	GRAND TOTAL	100%	100%	

Dispositions by Division & Code

Division	Case Type Description	Code	Summary	Change	% Change	Absolute Change
Adult	Misdemeanor	CM	136	▲	+11.5%	+14
	Other	OT	95	▲	-5.0%	-5
	Show Cause	SC	71	▼	-5.3%	-4
	Civil Support	VS	68	▼	-16.0%	-13
	Family Abuse - Protective Order	FP	46	▼	-17.9%	-10
	Felony	CF	21	▼	-8.7%	-2
	Remand Support	RS	17	▲	+466.7%	+14
	Motion - Protective Order	MP	15	▲	+114.3%	+8
	Capias	CA	10	▼	-75.0%	-30
	Violation of Protective Order	PV	10	▲	+100.0%	+5
	Non-Family Abuse Protective Order	AP	6	▲	+200.0%	+4
	Restricted License for Non-Support	SL	0	▼	-100.0%	-1
	Total			495	▼	-3.9%
Juvenile	Custody Visitation	CV	275	▲	+3.0%	+8
	Misdemeanor	DM	44	▲	+83.3%	+20
	Remand Visitation	RV	26	▲	+225.0%	+18
	Remand Custody	RC	25	▲	+212.5%	+17
	Traffic	T	17	▲	+13.3%	+2
	Status	ST	12	▲	+200.0%	+8
	Temporary Detention Order	TD	9	▲	+350.0%	+7
	Foster Care Review	FC	7	▲	+16.7%	+1
	Motion - Protective Order	MP	6	▲	+50.0%	+2
	Child In Need of Services	CS	5	▲	+400.0%	+4
	Non-Family Abuse Protective Order	AP	5	▲	+66.7%	+2
	Other	OT	5	▲	-	+5
	Initial Foster Care	IF	3	▲	+50.0%	+1
	Permanency Planning	PH	3	↔	-	-
	Abuse and Neglect	AN	2	↔	-	-
	Felony	DF	2	▼	-93.1%	-27
	Show Cause	SC	2	▼	-60.0%	-3
	Emergency Custody Order	EC	1	▲	-	+1
	Paternity	PT	1	↔	-	-
	Relief of Custody	CR	1	▲	-	+1
	Truancy	TR	1	▼	-50.0%	-1
	Voluntary Continuing Services and Support Agreem	VA	1	▲	-	+1
	Civil Violation	CI	0	▼	-100.0%	-5
	Terminate Parental Rights	TP	0	▼	-100.0%	-2
	Total			453	▲	15.3%
GRAND TOTAL			948	▲	4.4%	+40

Dispositions by Major Case Category**

Category	Summary	Change	% Change	Absolute Change
Adult Criminal	229	▲	-6.9%	-17
Child Dependency	17	▲	+13.3%	+2
Child in Need of Services/Supervision	6	▲	+100.0%	+3
Custody and Visitation	276	▲	+3.0%	+8
Delinquency	48	▼	-17.2%	-10
Juvenile Miscellaneous	12	▲	+200.0%	+8

* Compared to same time period as previous year
 6/13/2024 1:46:41PM

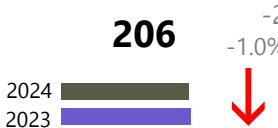
** Case Type Categories are defined in the 2017 Virginia Judicial Workload Assessment
 Source: SCV-SQL-Information

CPSS - JCMS CASELOAD STATISTICS OF THE JUVENILE & DOMESTIC RELATIONS DISTRICT COURTS
 January 2024 thru May 2024 Dispositions (Compared to January 2023 thru May 2023)

Gloucester

District: 9 FIPS: 073

New to Workload Study	0	▼	-100.0%	-5
Other	178	▲	+47.1%	+57
Protective Orders	78	▲	+8.3%	+6
Support	87	▼	-13.9%	-14
Traffic	17	▲	+13.3%	+2
GRAND TOTAL	948	▲	4.4%	+40

2024 Overall GRAND TOTAL		Distribution of Caseload			Change*		Percentage (%) of Caseload		
206 	-2	Adult	103	50%	12.0% ▲	+11	Adult	44.2%	50.0%
	-1.0%	Juvenile	103	50%	-11.2% ▼	-13	Juvenile	55.8%	50.0%
GRAND TOTAL		206	100%	-1.0% ▼	-2	GRAND TOTAL	100%	100%	

Dispositions by Division & Code

Division	Case Type Description	Code	Summary	Change	% Change	Absolute Change
Adult	Misdemeanor	CM	27	▲	+50.0%	+9
	Other	OT	23	▼	-17.9%	-5
	Civil Support	VS	15	▼	-6.3%	-1
	Show Cause	SC	15	▲	+150.0%	+9
	Family Abuse - Protective Order	FP	12	↔		-
	Capias	CA	4	▲	+300.0%	+3
	Violation of Protective Order	PV	3	▲	+50.0%	+1
	Felony	CF	2	▼	-71.4%	-5
	Motion - Protective Order	MP	1	▼	-50.0%	-1
	Restricted License for Non-Support	SL	1	▲	-	+1
Total			103	▲	12.0%	+11
Juvenile	Custody Visitation	CV	54	▼	-21.7%	-15
	Misdemeanor	DM	13	▼	-7.1%	-1
	Foster Care Review	FC	11	▲	-	+11
	Abuse and Neglect	AN	8	▲	-	+8
	Felony	DF	4	▲	-	+4
	Non-Family Abuse Protective Order	AP	4	▲	-	+4
	Other	OT	3	▲	-	+3
	Traffic	T	3	▼	-88.5%	-23
	Child In Need of Services	CS	1	↔		-
	Paternity	PT	1	▲	-	+1
	Permanency Planning	PH	1	▲	-	+1
	Civil Violation	CI	0	▼	-100.0%	-2
	Temporary Detention Order	TD	0	▼	-100.0%	-1
	Truancy	TR	0	▼	-100.0%	-2
	Voluntary Continuing Services and Support Agree	VA	0	▼	-100.0%	-1
Total			103	▼	-11.2%	-13
GRAND TOTAL			206	▼	-1.0%	-2

Dispositions by Major Case Category**

Category	Summary	Change	% Change	Absolute Change	
Adult Criminal	45	▲	+40.6%	+13	
Child Dependency	20	▲	+1,900.0%	+19	
Child in Need of Services/Supervision	1	▼	-66.7%	-2	
Custody and Visitation	55	▲	-20.3%	-14	
Delinquency	17	▲	+21.4%	+3	
New to Workload Study	0	▼	-100.0%	-2	
Other	26	▲	-10.3%	-3	
Protective Orders	17	▲	+21.4%	+3	
Support	22	▲	+22.2%	+4	
Traffic	3	▼	-88.5%	-23	
GRAND TOTAL		206	▼	-1.0%	-2

2024 Overall GRAND TOTAL		Distribution of Caseload		Change*		Percentage (%) of Caseload			
511	+113 28.4%	Adult	284	56%	37.9% ▲	+78	Adult	51.8%	55.6%
2024		Juvenile	227	44%	18.2% ▲	+35	Juvenile	48.2%	44.4%
2023		GRAND TOTAL	511	100%	28.4% ▲	+113	GRAND TOTAL	100%	100%

Dispositions by Division & Code

Division	Case Type Description	Code	Summary	Change	% Change	Absolute Change
Adult	Misdemeanor	CM	71	▲	+65.1%	+28
	Other	OT	67	▲	+59.5%	+25
	Civil Support	VS	43	▲	+19.4%	+7
	Show Cause	SC	35	▲	+94.4%	+17
	Family Abuse - Protective Order	FP	28	▲	+12.0%	+3
	Felony	CF	19	▲	+171.4%	+12
	Capias	CA	6	▼	-62.5%	-10
	Violation of Protective Order	PV	5	▲	+150.0%	+3
	Remand Support	RS	4	▲	+100.0%	+2
	Motion - Protective Order	MP	3	▼	-50.0%	-3
	Criminal Support	CS	2	▲	-	+2
	Non-Family Abuse Protective Order	AP	1	▼	-88.9%	-8
		Total		284	▲	37.9%
Juvenile	Custody Visitation	CV	139	▲	+2.2%	+3
	Misdemeanor	DM	30	▲	+3.4%	+1
	Traffic	T	13	▲	+44.4%	+4
	Truancy	TR	7	▲	+600.0%	+6
	Terminate Parental Rights	TP	6	▲	-	+6
	Felony	DF	5	▲	+400.0%	+4
	Paternity	PT	5	▲	+400.0%	+4
	Remand Custody	RC	5	▲	-	+5
	Foster Care Review	FC	4	↔	-	-
	Remand Visitation	RV	4	▲	-	+4
	Child In Need of Services	CS	2	▲	+100.0%	+1
	Non-Family Abuse Protective Order	AP	2	↔	-	-
	Abuse and Neglect	AN	1	▼	-50.0%	-1
	Emergency Custody Order	EC	1	▲	-	+1
	Other	OT	1	▲	-	+1
	Show Cause	SC	1	▼	-75.0%	-3
	Status	ST	1	▲	-	+1
	Civil Violation	CI	0	▼	-100.0%	-1
	Qualified Residential Treatment	QR	0	▼	-100.0%	-1
		Total		227	▲	18.2%
GRAND TOTAL			511	▲	28.4%	+113

Dispositions by Major Case Category**

Category	Summary	Change	% Change	Absolute Change
Adult Criminal	127	▲	+51.2%	+43
Child Dependency	11	▲	+57.1%	+4
Child in Need of Services/Supervision	9	▲	+350.0%	+7
Custody and Visitation	144	▲	+5.1%	+7
Delinquency	36	▲	+5.9%	+2
Juvenile Miscellaneous	1	▲	-	+1
New to Workload Study	0	▼	-100.0%	-1
Other	82	▲	+86.4%	+38
Protective Orders	34	▼	-19.0%	-8
Support	54	▲	+42.1%	+16

* Compared to same time period as previous year
 6/13/2024 1:46:41PM

** Case Type Categories are defined in the 2017 Virginia Judicial Workload Assessment
 Source: SCV-SQL-Information

Traffic		13	▲	+44.4%	+4
	GRAND TOTAL	511	▲	28.4%	+113

2024 Overall GRAND TOTAL		Distribution of Caseload		Change*		Percentage (%) of Caseload			
198 +36 22.2% 		Adult	68	34%	-16.0% ▼	-13	Adult	50.0%	34.3%
		Juvenile	130	66%	60.5% ▲	+49	Juvenile	50.0%	65.7%
		GRAND TOTAL	198	100%	22.2% ▲	+36	GRAND TOTAL	100%	100%

Dispositions by Division & Code

Division	Case Type Description	Code	Summary	Change	% Change	Absolute Change
Adult	Civil Support	VS	15	▼	-28.6%	-6
	Misdemeanor	CM	13	▲	+8.3%	+1
	Show Cause	SC	13	▼	-40.9%	-9
	Other	OT	12	▼	+20.0%	+2
	Family Abuse - Protective Order	FP	5	▼	-16.7%	-1
	Capias	CA	4	▼	-33.3%	-2
	Felony	CF	2	▼	-33.3%	-1
	Motion - Protective Order	MP	1	▲	-	+1
	Non-Family Abuse Protective Order	AP	1	↔	-	-
	Restricted License for Non-Support	SL	1	▲	-	+1
	Violation of Protective Order	PV	1	▲	-	+1
	Total		68	▼	-16.0%	-13
Juvenile	Custody Visitation	CV	78	▲	+47.2%	+25
	Misdemeanor	DM	11	▲	+450.0%	+9
	Traffic	T	10	▲	+400.0%	+8
	Abuse and Neglect	AN	6	▼	-40.0%	-4
	Permanency Planning	PH	6	▲	+500.0%	+5
	Status	ST	6	▲	-	+6
	Felony	DF	3	▲	-	+3
	Show Cause	SC	3	▲	-	+3
	Truancy	TR	3	▲	+200.0%	+2
	Foster Care Review	FC	1	↔	-	-
	Initial Foster Care	IF	1	▼	-80.0%	-4
	Other	OT	1	▲	-	+1
	Paternity	PT	1	↔	-	-
	Child In Need of Services	CS	0	▼	-100.0%	-1
	Emergency Custody Order	EC	0	▼	-100.0%	-1
	Entrustment	ET	0	▼	-100.0%	-1
	Motion - Protective Order	MP	0	▼	-100.0%	-1
	Temporary Detention Order	TD	0	▼	-100.0%	-1
	Total		130	▲	60.5%	+49
	GRAND TOTAL		198	▲	22.2%	+36

Dispositions by Major Case Category**

Category	Summary	Change	% Change	Absolute Change
Adult Criminal	31	▲	-8.8%	-3
Child Dependency	14	▲	-22.2%	-4
Child in Need of Services/Supervision	3	▲	+50.0%	+1
Custody and Visitation	79	▲	+46.3%	+25
Delinquency	17	▲	+750.0%	+15
Juvenile Miscellaneous	6	▲	-	+6
Other	13	▲	+8.3%	+1
Protective Orders	7	▲	-12.5%	-1
Support	18	▲	-40.0%	-12
Traffic	10	▲	+400.0%	+8
	GRAND TOTAL	▲	22.2%	+36

* Compared to same time period as previous year
 6/13/2024 1:46:41PM

** Case Type Categories are defined in the 2017 Virginia Judicial Workload Assessment
 Source: SCV-SQL-Information

2024 Overall GRAND TOTAL		Distribution of Caseload			Change*		Percentage (%) of Caseload		
	241 +8 3.4% ↑	Adult	132	55%	6.5% ▲	+8	Adult	53.2%	54.8%
		Juvenile	109	45%	0.0%	0	Juvenile	46.8%	45.2%
GRAND TOTAL		241	100%	3.4% ▲	+8	GRAND TOTAL	100%	100%	

Dispositions by Division & Code

Division	Case Type Description	Code	Summary	Change	% Change	Absolute Change
Adult	Other	OT	29	▲		-
	Show Cause	SC	26	▲	+13.0%	+3
	Misdemeanor	CM	23	▲	+27.8%	+5
	Civil Support	VS	14	▼	-44.0%	-11
	Family Abuse - Protective Order	FP	13	▲	+18.2%	+2
	Felony	CF	12	▲	+200.0%	+8
	Capias	CA	8	▼	-11.1%	-1
	Non-Family Abuse Protective Order	AP	2	▲	-	+2
	Remand Support	RS	2	▲	+100.0%	+1
	Violation of Protective Order	PV	2	▼	-33.3%	-1
	Motion - Protective Order	MP	1	▲	-	+1
	Restricted License for Non-Support	SL	0	▼	-100.0%	-1
Total			132	▲	6.5%	+8
Juvenile	Custody Visitation	CV	64	▲	+16.4%	+9
	Misdemeanor	DM	11	▼	-42.1%	-8
	Status	ST	8	▲	+700.0%	+7
	Foster Care Review	FC	4	▲	-	+4
	Initial Foster Care	IF	4	▲	-	+4
	Felony	DF	3	▼	-62.5%	-5
	Remand Visitation	RV	3	▲	-	+3
	Paternity	PT	2	▼	-60.0%	-3
	Remand Custody	RC	2	▲	-	+2
	Show Cause	SC	2	▼	-83.3%	-10
	Traffic	T	2	↔		-
	Child In Need of Services	CS	1	↔		-
	Civil Violation	CI	1	▲	-	+1
	Motion - Protective Order	MP	1	▼	-50.0%	-1
	Temporary Detention Order	TD	1	▼	-50.0%	-1
	Truancy	TR	0	▼	-100.0%	-2
	Total			109		0.0%
GRAND TOTAL			241	▲	3.4%	+8

Dispositions by Major Case Category**

Category	Summary	Change	% Change	Absolute Change	
Adult Criminal	64	▲	+20.8%	+11	
Child Dependency	8	▲	-	+8	
Child in Need of Services/Supervision	1	▼	-66.7%	-2	
Custody and Visitation	66	▼	+10.0%	+6	
Delinquency	16	▼	-59.0%	-23	
Juvenile Miscellaneous	8	▲	+700.0%	+7	
New to Workload Study	1	▲	-	+1	
Other	37	▲	+15.6%	+5	
Protective Orders	17	▲	+30.8%	+4	
Support	21	▼	-30.0%	-9	
Traffic	2	↔		0	
GRAND TOTAL		241	▲	3.4%	+8

* Compared to same time period as previous year
 6/13/2024 1:46:41PM

** Case Type Categories are defined in the 2017 Virginia Judicial Workload Assessment
 Source: SCV-SQL-Information

2024 Overall GRAND TOTAL		Distribution of Caseload		Change*		Percentage (%) of Caseload			
457 -110 -19.4% 		Adult	216	47%	-27.3% ▼	-81	Adult	52.4%	47.3%
		Juvenile	241	53%	-10.7% ▼	-29	Juvenile	47.6%	52.7%
		GRAND TOTAL	457	100%	-19.4% ▼	-110	GRAND TOTAL	100%	100%

Dispositions by Division & Code

Division	Case Type Description	Code	Summary	Change	% Change	Absolute Change
Adult	Civil Support	VS	48	▲	+6.7%	+3
	Show Cause	SC	46	▲	+84.0%	+21
	Misdemeanor	CM	41	▼	-47.4%	-37
	Family Abuse - Protective Order	FP	26	▲	+4.0%	+1
	Other	OT	23	▼	-23.3%	-7
	Felony	CF	18	▼	-68.4%	-39
	Capias	CA	4	▼	-84.0%	-21
	Motion - Protective Order	MP	4	▼	-42.9%	-3
	Remand Support	RS	3	▲	-	+3
	Violation of Protective Order	PV	2	▼	-33.3%	-1
	Non-Family Abuse Protective Order	AP	1	↔	-	-
	Violation Family Abuse Protective Order	PS	0	▼	-100.0%	-1
	Total			216	▼	-27.3%
Juvenile	Custody Visitation	CV	164	▲	+17.1%	+24
	Misdemeanor	DM	26	▼	-45.8%	-22
	Traffic	T	18	▼	-40.0%	-12
	Felony	DF	8	▼	-33.3%	-4
	Paternity	PT	7	▲	+133.3%	+4
	Abuse and Neglect	AN	3	↔	-	-
	Non-Family Abuse Protective Order	AP	3	↔	-	-
	Permanency Planning	PH	3	▲	-	+3
	Initial Foster Care	IF	2	▲	-	+2
	Relief of Custody	CR	2	▲	-	+2
	Temporary Detention Order	TD	2	▲	+100.0%	+1
	Child In Need of Services	CS	1	▼	-66.7%	-2
	Mental Commitment	MC	1	▼	-50.0%	-1
	Show Cause	SC	1	▼	-83.3%	-5
	Capias	CA	0	▼	-100.0%	-1
	Foster Care Review	FC	0	▼	-100.0%	-2
	Other	OT	0	▼	-100.0%	-3
	Status	ST	0	▼	-100.0%	-11
	Truancy	TR	0	▼	-100.0%	-1
	Voluntary Continuing Services and Support Agreem	VA	0	▼	-100.0%	-1
Total			241	▼	-10.7%	-29
GRAND TOTAL			457	▼	-19.4%	-110

Dispositions by Major Case Category**

Category	Summary	Change	% Change	Absolute Change
Adult Criminal	78	▼	-54.9%	-95
Child Dependency	10	▲	+66.7%	+4
Child in Need of Services/Supervision	1	▼	-75.0%	-3
Custody and Visitation	171	▲	+19.6%	+28
Delinquency	35	▼	-47.8%	-32
Juvenile Miscellaneous	0	▼	-100.0%	-11
Other	29	▲	-19.4%	-7
Protective Orders	34	▼	-5.6%	-2
Support	81	▲	+32.8%	+20
Traffic	18	▼	-40.0%	-12

GRAND TOTAL

457



-19.4%

-110

2024 Overall GRAND TOTAL		Distribution of Caseload			Change*		Percentage (%) of Caseload		
1,690	-33 -1.9%	Adult	933	55%	7.4% ▲	+64	Adult	50.4%	55.2%
2024		Juvenile	757	45%	-11.4% ▼	-97	Juvenile	49.6%	44.8%
2023		GRAND TOTAL	1,690	100%	-1.9% ▼	-33	GRAND TOTAL	100%	100%

Dispositions by Division & Code

Division	Case Type Description	Code	Summary	Change	% Change	Absolute Change	
Adult	Misdemeanor	CM	237	▲	+52.9%	+82	
	Show Cause	SC	171	▲	-6.0%	-11	
	Other	OT	154	▲	-12.0%	-21	
	Civil Support	VS	109	▼	-20.4%	-28	
	Felony	CF	105	▲	+90.9%	+50	
	Capias	CA	63	▲	+31.3%	+15	
	Family Abuse - Protective Order	FP	45	▼	-19.6%	-11	
	Remand Support	RS	27	▼	-25.0%	-9	
	Motion - Protective Order	MP	10	▲	+11.1%	+1	
	Violation of Protective Order	PV	9	▲	+28.6%	+2	
	Non-Family Abuse Protective Order	AP	2	▼	-33.3%	-1	
	Bond Forfeiture	BF	1	▼	-66.7%	-2	
	Restricted License for Non-Support	SL	0	▼	-100.0%	-3	
	Total		933	▲	7.4%	+64	
Juvenile	Custody Visitation	CV	376	▼	-23.4%	-115	
	Misdemeanor	DM	87	▲	+14.5%	+11	
	Remand Custody	RC	47	▼	-4.1%	-2	
	Remand Visitation	RV	47	▼	-6.0%	-3	
	Show Cause	SC	31	▼	-8.8%	-3	
	Truancy	TR	26	▲	+44.4%	+8	
	Felony	DF	19	▲	+58.3%	+7	
	Terminate Parental Rights	TP	19	▲	-	+19	
	Status	ST	17	▲	+41.7%	+5	
	Permanency Planning	PH	16	▲	+433.3%	+13	
	Traffic	T	12	▼	-45.5%	-10	
	Special Immigrant Juvenile Status	SI	11	▲	+450.0%	+9	
	Paternity	PT	9	▼	-35.7%	-5	
	Non-Family Abuse Protective Order	AP	7	▼	-41.7%	-5	
	Temporary Detention Order	TD	7	▲	+600.0%	+6	
	Foster Care Review	FC	6	▼	-53.8%	-7	
	Motion - Protective Order	MP	6	▼	-25.0%	-2	
	Other	OT	5	▲	+25.0%	+1	
	Abuse and Neglect	AN	2	▼	-87.5%	-14	
	Emergency Custody Order	EC	2	▼	-50.0%	-2	
	Capias	CA	1	▲	-	+1	
	Civil Violation	CI	1	▼	-83.3%	-5	
	Family Abuse - Protective Order	FP	1	▲	-	+1	
	Violation of Protective Order	PV	1	▲	-	+1	
	Voluntary Continuing Services and Support Agreem	VA	1	▲	-	+1	
	Child In Need of Services	CS	0	▼	-100.0%	-2	
	Entrustment	ET	0	▼	-100.0%	-1	
	Initial Foster Care	IF	0	▼	-100.0%	-4	
		Total		757	▼	-11.4%	-97
		GRAND TOTAL		1,690	▼	-1.9%	-33

Dispositions by Major Case Category**

Category	Summary	Change	% Change	Absolute Change
Adult Criminal	544	▲	+32.7%	+134
Child Dependency	44	▲	+18.9%	+7

* Compared to same time period as previous year
 6/13/2024 1:46:41PM

** Case Type Categories are defined in the 2017 Virginia Judicial Workload Assessment
 Source: SCV-SQL-Information

CPSS - JCMS CASELOAD STATISTICS OF THE JUVENILE & DOMESTIC RELATIONS DISTRICT COURTS
 January 2024 thru May 2024 Dispositions (Compared to January 2023 thru May 2023)

Child in Need of Services/Supervision	26	▼	+30.0%	+6
Custody and Visitation	385	▼	-23.8%	-120
Delinquency	139	▲	+13.9%	+17
Juvenile Miscellaneous	17	▲	+41.7%	+5
New to Workload Study	12	▲	+50.0%	+4
Other	289	▲	-9.4%	-30
Protective Orders	71	▲	-19.3%	-17
Support	151	▼	-16.1%	-29
Traffic	12	▼	-45.5%	-10
GRAND TOTAL	1,690	▼	-1.9%	-33

2024 Overall GRAND TOTAL		Distribution of Caseload		Change*		Percentage (%) of Caseload		
1,726	+422 32.4%	Adult	930 54%	31.4% ▲	+222	Adult	54.3%	53.9%
2024		Juvenile	796 46%	33.6% ▲	+200	Juvenile	45.7%	46.1%
2023		GRAND TOTAL	1,726 100%	32.4% ▲	+422	GRAND TOTAL	100%	100%

Dispositions by Division & Code

Division	Case Type Description	Code	Summary	Change	% Change	Absolute Change	
Adult	Misdemeanor	CM	228	▲	+44.3%	+70	
	Show Cause	SC	172	▲	+84.9%	+79	
	Civil Support	VS	151	▲	+49.5%	+50	
	Other	OT	113	▲	+3.7%	+4	
	Felony	CF	92	▼	-25.8%	-32	
	Family Abuse - Protective Order	FP	64	▲	+6.7%	+4	
	Capias	CA	59	▲	+110.7%	+31	
	Remand Support	RS	26	↔		-	
	Motion - Protective Order	MP	15	▲	+200.0%	+10	
	Non-Family Abuse Protective Order	AP	9	▲	+350.0%	+7	
	Restricted License for Non-Support	SL	1	▼	-50.0%	-1	
	Total		930	▲	31.4%	+222	
Juvenile	Custody Visitation	CV	470	▲	+30.2%	+109	
	Misdemeanor	DM	99	▲	+70.7%	+41	
	Remand Custody	RC	34	▲	+17.2%	+5	
	Remand Visitation	RV	34	▲	+17.2%	+5	
	Felony	DF	27	▲	+237.5%	+19	
	Traffic	T	26	▼	-46.9%	-23	
	Abuse and Neglect	AN	18	▲	+200.0%	+12	
	Other	OT	15	▲	-	+15	
	Non-Family Abuse Protective Order	AP	11	▲	+1,000.0%	+10	
	Truancy	TR	9	▼	-18.2%	-2	
	Foster Care Review	FC	7	▲	+600.0%	+6	
	Show Cause	SC	7	▲	+16.7%	+1	
	Permanency Planning	PH	6	▼	-33.3%	-3	
	Paternity	PT	5	▼	-16.7%	-1	
	Temporary Detention Order	TD	4	▲	+300.0%	+3	
	Terminate Parental Rights	TP	4	▲	+300.0%	+3	
	Emergency Custody Order	EC	3	▲	-	+3	
	Initial Foster Care	IF	3	▲	+50.0%	+1	
	Status	ST	3	▼	-57.1%	-4	
	Capias	CA	2	▲	-	+2	
	Child at Risk	RI	2	↔		-	
	Family Abuse - Protective Order	FP	2	▲	-	+2	
	Child In Need of Services	CS	1	▼	-50.0%	-1	
	Civil Violation	CI	1	▼	-80.0%	-4	
	Juvenile Support	JS	1	▲	-	+1	
	Qualified Residential Treatment	QR	1	↔		-	
	Voluntary Continuing Services and Support Agreem	VA	1	▲	-	+1	
	Mental Commitment	MC	0	▼	-100.0%	-1	
		Total		796	▲	33.6%	+200
		GRAND TOTAL		1,726	▲	32.4%	+422

Dispositions by Major Case Category**

Category	Summary	Change	% Change	Absolute Change
Adult Criminal	492	▲	+29.1%	+111
Child Dependency	42	▲	+90.9%	+20
Child in Need of Services/Supervision	10	▼	-23.1%	-3
Custody and Visitation	475	▲	+29.4%	+108

* Compared to same time period as previous year

** Case Type Categories are defined in the 2017 Virginia Judicial Workload Assessment

CPSS - JCMS CASELOAD STATISTICS OF THE JUVENILE & DOMESTIC RELATIONS DISTRICT COURTS
 January 2024 thru May 2024 Dispositions (Compared to January 2023 thru May 2023)

York

District: 9 FIPS: 199

Delinquency	135	▲	+87.5%	+63
Juvenile Miscellaneous	3	▼	-57.1%	-4
New to Workload Study	1	▼	-80.0%	-4
Other	229	▲	+17.4%	+34
Protective Orders	101	▲	+48.5%	+33
Support	212	▲	+69.6%	+87
Traffic	26	▼	-46.9%	-23
GRAND TOTAL	1,726	▲	32.4%	+422

2024 Overall GRAND TOTAL		Distribution of Caseload		Change*		Percentage (%) of Caseload		
672	+145 27.5%	Adult	327 49%	27.7% ▲	+71	Adult	2023 48.6%	2024 48.7%
2024		Juvenile	345 51%	27.3% ▲	+74	Juvenile	51.4%	51.3%
2023		GRAND TOTAL	672 100%	27.5% ▲	+145	GRAND TOTAL	100%	100%

Dispositions by Division & Code

Division	Case Type Description	Code	Summary	Change	% Change	Absolute Change
Adult	Felony	CF	75	▲	+150.0%	+45
	Misdemeanor	CM	68	▲	+58.1%	+25
	Civil Support	VS	50	▼	-2.0%	-1
	Other	OT	40	▲	-18.4%	-9
	Show Cause	SC	40	▼	-14.9%	-7
	Family Abuse - Protective Order	FP	25	▲	+19.0%	+4
	Capias	CA	17	▲	+183.3%	+11
	Motion - Protective Order	MP	8	▲	+60.0%	+3
	Violation of Protective Order	PV	2	▲	-	+2
	Non-Family Abuse Protective Order	AP	1	▼	-50.0%	-1
	Remand Support	RS	1	↔	-	-
	Violation Family Abuse Protective Order	PS	0	▼	-100.0%	-1
		Total		327	▲	27.7%
Juvenile	Custody Visitation	CV	183	▲	+11.6%	+19
	Misdemeanor	DM	42	▲	+82.6%	+19
	Truancy	TR	27	▲	+350.0%	+21
	Status	ST	23	▲	-	+23
	Traffic	T	11	▲	+57.1%	+4
	Permanency Planning	PH	9	▲	+50.0%	+3
	Foster Care Review	FC	8	▼	-11.1%	-1
	Non-Family Abuse Protective Order	AP	7	↔	-	-
	Felony	DF	6	▼	-64.7%	-11
	Terminate Parental Rights	TP	5	▲	-	+5
	Child In Need of Services	CS	4	▲	+33.3%	+1
	Relief of Custody	CR	4	▲	-	+4
	Remand Custody	RC	4	▲	+100.0%	+2
	Remand Visitation	RV	4	▲	+100.0%	+2
	Initial Foster Care	IF	2	▼	-60.0%	-3
	Other	OT	2	▲	-	+2
	Paternity	PT	2	▼	-33.3%	-1
	Abuse and Neglect	AN	1	▼	-90.0%	-9
	Temporary Detention Order	TD	1	▼	-66.7%	-2
	Motion - Protective Order	MP	0	▼	-100.0%	-3
Voluntary Continuing Services and Support Agreen	VA	0	▼	-100.0%	-1	
	Total		345	▲	27.3%	+74
	GRAND TOTAL		672	▲	27.5%	+145

Dispositions by Major Case Category**

Category	Summary	Change	% Change	Absolute Change
Adult Criminal	189	▲	+90.9%	+90
Child Dependency	29	▲	-6.5%	-2
Child in Need of Services/Supervision	31	▲	+244.4%	+22
Custody and Visitation	185	▼	+10.8%	+18
Delinquency	48	▲	+20.0%	+8
Juvenile Miscellaneous	23	▲	-	+23
Other	52	▲	-8.8%	-5
Protective Orders	41	▼	+7.9%	+3
Support	63	▼	-20.3%	-16

* Compared to same time period as previous year
 6/13/2024 1:46:41PM

** Case Type Categories are defined in the 2017 Virginia Judicial Workload Assessment
 Source: SCV-SQL-Information

Traffic	11	▲	+57.1%	+4
GRAND TOTAL	672	▲	27.5%	+145

2024 Overall GRAND TOTAL		Distribution of Caseload		Change*		Percentage (%) of Caseload			
392 	+4 1.0%	Adult	207	53%	4.5% ▲	+9	Adult	51.0%	52.8%
		Juvenile	185	47%	-2.6% ▼	-5	Juvenile	49.0%	47.2%
		GRAND TOTAL	392	100%	1.0% ▲	+4	GRAND TOTAL	100%	100%

Dispositions by Division & Code

Division	Case Type Description	Code	Summary	Change	% Change	Absolute Change
Adult	Other	OT	45	▲	+32.4%	+11
	Show Cause	SC	42	▲	+13.5%	+5
	Misdemeanor	CM	41	▼	-21.2%	-11
	Civil Support	VS	30	↔		-
	Family Abuse - Protective Order	FP	21	▲	+16.7%	+3
	Felony	CF	16	▲	+100.0%	+8
	Capias	CA	6	▼	-60.0%	-9
	Motion - Protective Order	MP	3	▲	+50.0%	+1
	Non-Family Abuse Protective Order	AP	3	▲	-	+3
	Protective Order	PC	0	▼	-100.0%	-2
		Total		207	▲	4.5%
Juvenile	Custody Visitation	CV	117	▲	+1.7%	+2
	Traffic	T	26	▲	+225.0%	+18
	Misdemeanor	DM	12	▼	-63.6%	-21
	Felony	DF	5	▼	-58.3%	-7
	Show Cause	SC	5	▲	+400.0%	+4
	Truancy	TR	5	▼	-28.6%	-2
	Abuse and Neglect	AN	4	▼	-33.3%	-2
	Foster Care Review	FC	3	↔		-
	Initial Foster Care	IF	3	▲	-	+3
	Temporary Detention Order	TD	2	↔		-
	Child In Need of Services	CS	1	▲	-	+1
	Other	OT	1	▲	-	+1
	Permanency Planning	PH	1	↔		-
	Paternity	PT	0	▼	-100.0%	-2
	Total		185	▼	-2.6%	-5
GRAND TOTAL			392	▲	1.0%	+4

Dispositions by Major Case Category**

Category	Summary	Change	% Change	Absolute Change	
Adult Criminal	91	▼	-4.2%	-4	
Child Dependency	11	▲	+10.0%	+1	
Child in Need of Services/Supervision	11	▲	+57.1%	+4	
Custody and Visitation	117	▼		0	
Delinquency	17	▼	-63.0%	-29	
Other	48	▲	+33.3%	+12	
Protective Orders	27	▲	+35.0%	+7	
Support	44	▼	-10.2%	-5	
Traffic	26	▲	+225.0%	+18	
GRAND TOTAL		392	▲	1.0%	+4

* Compared to same time period as previous year
 6/13/2024 1:46:41PM

** Case Type Categories are defined in the 2017 Virginia Judicial Workload Assessment
 Source: SCV-SQL-Information

2024 Overall GRAND TOTAL		Distribution of Caseload		Change*		Percentage (%) of Caseload				
225 -85 -27.4% 	Adult	109	48%	-37.0%	▼	-64	2023	55.8%	2024	48.4%
	Juvenile	116	52%	-15.3%	▼	-21	Juvenile	44.2%	51.6%	
GRAND TOTAL		225	100%	-27.4%	▼	-85	GRAND TOTAL	100%	100%	

Dispositions by Division & Code

Division	Case Type Description	Code	Summary	Change	% Change	Absolute Change
Adult	Other	OT	28	▼	-12.5%	-4
	Civil Support	VS	22	▼	-43.6%	-17
	Misdemeanor	CM	16	▼	-64.4%	-29
	Show Cause	SC	15	▼	-6.3%	-1
	Family Abuse - Protective Order	FP	14	▼	-17.6%	-3
	Motion - Protective Order	MP	5	▲	+66.7%	+2
	Felony	CF	4	▼	-50.0%	-4
	Capias	CA	2	▼	-80.0%	-8
	Non-Family Abuse Protective Order	AP	2	▼	-33.3%	-1
	Violation Family Abuse Protective Order	PS	1	▲	-	+1
Total			109	▼	-37.0%	-64
Juvenile	Custody Visitation	CV	66	▼	-25.8%	-23
	Misdemeanor	DM	13	↔	-	-
	Motion - Protective Order	MP	6	▲	-	+6
	Felony	DF	4	▼	-33.3%	-2
	Relief of Custody	CR	4	▲	-	+4
	Traffic	T	4	▼	-20.0%	-1
	Non-Family Abuse Protective Order	AP	3	▲	+50.0%	+1
	Other	OT	3	▲	-	+3
	Truancy	TR	3	▲	+200.0%	+2
	Paternity	PT	2	▼	-66.7%	-4
	Status	ST	2	▲	-	+2
	Temporary Detention Order	TD	2	▲	-	+2
	Child In Need of Services	CS	1	▲	-	+1
	Emergency Custody Order	EC	1	▲	-	+1
	Foster Care Review	FC	1	▼	-83.3%	-5
	Permanency Planning	PH	1	▼	-66.7%	-2
	Abuse and Neglect	AN	0	▼	-100.0%	-1
	Initial Foster Care	IF	0	▼	-100.0%	-1
	Qualified Residential Treatment	QR	0	▼	-100.0%	-1
	Terminate Parental Rights	TP	0	▼	-100.0%	-2
Voluntary Continuing Services and Support Agree	VA	0	▼	-100.0%	-1	
Total			116	▼	-15.3%	-21
GRAND TOTAL			225	▼	-27.4%	-85

Dispositions by Major Case Category**

Category	Summary	Change	% Change	Absolute Change
Adult Criminal	37	▲	-51.3%	-39
Child Dependency	6	▲	-60.0%	-9
Child in Need of Services/Supervision	4	▲	+300.0%	+3
Custody and Visitation	68	▼	-28.4%	-27
Delinquency	17	▼	-10.5%	-2
Juvenile Miscellaneous	2	▲	-	+2
Other	34	▲	+6.3%	+2
Protective Orders	30	▲	+20.0%	+5
Support	23	▼	-45.2%	-19
Traffic	4	▼	-20.0%	-1

* Compared to same time period as previous year
 6/13/2024 1:46:41PM

** Case Type Categories are defined in the 2017 Virginia Judicial Workload Assessment
 Source: SCV-SQL-Information

GRAND TOTAL

225



-27.4%

-85

2024 Overall GRAND TOTAL		Distribution of Caseload		Change*		Percentage (%) of Caseload			
179	-51 -22.2%	Adult	95	53%	-26.9% ▼	-35	Adult	56.5%	53.1%
2024		Juvenile	84	47%	-16.0% ▼	-16	Juvenile	43.5%	46.9%
2023		GRAND TOTAL	179	100%	-22.2% ▼	-51	GRAND TOTAL	100%	100%

Dispositions by Division & Code

Division	Case Type Description	Code	Summary	Change	% Change	Absolute Change
Adult	Civil Support	VS	25	▼	-10.7%	-3
	Show Cause	SC	15	▼	-53.1%	-17
	Other	OT	14	▼	-30.0%	-6
	Capias	CA	12	▼	-7.7%	-1
	Misdemeanor	CM	12	▼	-55.6%	-15
	Family Abuse - Protective Order	FP	10	▲	+150.0%	+6
	Felony	CF	3	▲	+50.0%	+1
	Motion - Protective Order	MP	2	▲	-	+2
	Non-Family Abuse Protective Order	AP	1	↔	-	-
	Violation of Protective Order	PV	1	▼	-50.0%	-1
	Restricted License for Non-Support	SL	0	▼	-100.0%	-1
	Total		95	▼	-26.9%	-35
Juvenile	Custody Visitation	CV	57	▼	-9.5%	-6
	Misdemeanor	DM	6	▲	+20.0%	+1
	Motion - Protective Order	MP	6	▲	+500.0%	+5
	Traffic	T	4	▼	-60.0%	-6
	Truancy	TR	4	▲	-	+4
	Family Abuse - Protective Order	FP	2	▲	-	+2
	Abuse and Neglect	AN	1	▼	-88.9%	-8
	Child In Need of Services	CS	1	▲	-	+1
	Felony	DF	1	▲	-	+1
	Paternity	PT	1	↔	-	-
	Relief of Custody	CR	1	▲	-	+1
	Foster Care Review	FC	0	▼	-100.0%	-5
	Show Cause	SC	0	▼	-100.0%	-2
	Status	ST	0	▼	-100.0%	-2
	Temporary Detention Order	TD	0	▼	-100.0%	-1
	Voluntary Continuing Services and Support Agree	VA	0	▼	-100.0%	-1
		Total		84	▼	-16.0%
	GRAND TOTAL		179	▼	-22.2%	-51

Dispositions by Major Case Category**

Category	Summary	Change	% Change	Absolute Change
Adult Criminal	40	▼	-36.5%	-23
Child Dependency	2	▲	-86.7%	-13
Child in Need of Services/Supervision	5	▲	-	+5
Custody and Visitation	58	▼	-9.4%	-6
Delinquency	7	▲	-	0
Juvenile Miscellaneous	0	▼	-100.0%	-2
Other	14	▼	-33.3%	-7
Protective Orders	21	▲	+250.0%	+15
Support	28	▼	-33.3%	-14
Traffic	4	▼	-60.0%	-6
	GRAND TOTAL		-22.2%	-51

* Compared to same time period as previous year
 6/13/2024 1:46:41PM

** Case Type Categories are defined in the 2017 Virginia Judicial Workload Assessment
 Source: SCV-SQL-Information

2024 Overall GRAND TOTAL		Distribution of Caseload			Change*		Percentage (%) of Caseload		
806	-198 -19.7%	Adult	458	57%	-24.0% ▼	-145	Adult	60.1%	56.8%
2024		Juvenile	348	43%	-13.2% ▼	-53	Juvenile	39.9%	43.2%
2023		GRAND TOTAL	806	100%	-19.7% ▼	-198	GRAND TOTAL	100%	100%

Dispositions by Division & Code

Division	Case Type Description	Code	Summary	Change	% Change	Absolute Change	
Adult	Misdemeanor	CM	129	▼	-5.1%	-7	
	Civil Support	VS	93	▼	-29.0%	-38	
	Other	OT	79	▼	-1.3%	-1	
	Show Cause	SC	77	▼	-48.7%	-73	
	Family Abuse - Protective Order	FP	30	▼	-23.1%	-9	
	Capias	CA	21	▼	-34.4%	-11	
	Felony	CF	20	▼	-16.7%	-4	
	Motion - Protective Order	MP	2	▲	+100.0%	+1	
	Restricted License for Non-Support	SL	2	↔		-	
	Violation of Protective Order	PV	2	▲		+2	
	Non-Family Abuse Protective Order	AP	1	▼	-50.0%	-1	
	Remand Support	RS	1	▼	-50.0%	-1	
	Violation Family Abuse Protective Order	PS	1	▲		+1	
	Criminal Support	CS	0	▼	-100.0%	-4	
	Total		458	▼	-24.0%	-145	
Juvenile	Custody Visitation	CV	208	▲	+0.5%	+1	
	Misdemeanor	DM	43	▼	-33.8%	-22	
	Felony	DF	17	▼	-19.0%	-4	
	Traffic	T	17	▼	-10.5%	-2	
	Motion - Protective Order	MP	10	▲	+11.1%	+1	
	Paternity	PT	8	▼	-61.9%	-13	
	Terminate Parental Rights	TP	6	▲	+100.0%	+3	
	Permanency Planning	PH	5	▼	-28.6%	-2	
	Truancy	TR	5	▲	+66.7%	+2	
	Emergency Custody Order	EC	4	▲	+100.0%	+2	
	Non-Family Abuse Protective Order	AP	4	▲	+300.0%	+3	
	Voluntary Continuing Services and Support Agree	VA	4	↔		-	
	Temporary Detention Order	TD	3	↔		-	
	Relief of Custody	CR	2	▼	-33.3%	-1	
	Remand Custody	RC	2	▼	-66.7%	-4	
	Remand Visitation	RV	2	↔		-	
	Abuse and Neglect	AN	1	▼	-75.0%	-3	
	Capias	CA	1	↔		-	
	Civil Violation	CI	1	↔		-	
	Family Abuse - Protective Order	FP	1	▲		+1	
	Foster Care Review	FC	1	▼	-85.7%	-6	
	Initial Foster Care	IF	1	▲		+1	
	Other	OT	1	▼	-66.7%	-2	
	Qualified Residential Treatment	QR	1	▲		+1	
	Child In Need of Services	CS	0	▼	-100.0%	-1	
	Show Cause	SC	0	▼	-100.0%	-2	
	Status	ST	0	▼	-100.0%	-6	
		Total		348	▼	-13.2%	-53
	GRAND TOTAL			806	▼	-19.7%	-198

Dispositions by Major Case Category**

Category	Summary	Change	% Change	Absolute Change
Adult Criminal	226	▲	-19.6%	-55
Child Dependency	21	▲	-25.0%	-7

* Compared to same time period as previous year
 6/13/2024 1:46:41PM

** Case Type Categories are defined in the 2017 Virginia Judicial Workload Assessment
 Source: SCV-SQL-Information

CPSS - JCMS CASELOAD STATISTICS OF THE JUVENILE & DOMESTIC RELATIONS DISTRICT COURTS
 January 2024 thru May 2024 Dispositions (Compared to January 2023 thru May 2023)

Child in Need of Services/Supervision	5	▼	+25.0%	+1
Custody and Visitation	216	▼	-5.3%	-12
Delinquency	61	▼	-31.5%	-28
Juvenile Miscellaneous	0	▼	-100.0%	-6
New to Workload Study	1	↔		0
Other	92	▼	-6.1%	-6
Protective Orders	48	▲	-7.7%	-4
Support	119	▼	-39.9%	-79
Traffic	17	▼	-10.5%	-2
GRAND TOTAL	806	▼	-19.7%	-198

2024 Overall GRAND TOTAL		Distribution of Caseload		Change*		Percentage (%) of Caseload		
309	+17 5.8%	Adult	156 50%	-10.9% ▼	-19	Adult	59.9%	50.5%
2024		Juvenile	153 50%	30.8% ▲	+36	Juvenile	40.1%	49.5%
2023		GRAND TOTAL	309 100%	5.8% ▲	+17	GRAND TOTAL	100%	100%

Dispositions by Division & Code

Division	Case Type Description	Code	Summary	Change	% Change	Absolute Change
Adult	Misdemeanor	CM	40	▲	+48.1%	+13
	Civil Support	VS	34	▼	-30.6%	-15
	Show Cause	SC	26	▼	-40.9%	-18
	Other	OT	24	▲	+9.1%	+2
	Family Abuse - Protective Order	FP	17	▲	+21.4%	+3
	Felony	CF	6	↔		-
	Capias	CA	4	▼	-60.0%	-6
	Motion - Protective Order	MP	2	↔		-
	Violation of Protective Order	PV	2	▲	-	+2
	Non-Family Abuse Protective Order	AP	1	↔		-
	Total		156	▼	-10.9%	-19
Juvenile	Custody Visitation	CV	76	▲	+26.7%	+16
	Misdemeanor	DM	28	▲	+115.4%	+15
	Status	ST	6	▲	+200.0%	+4
	Traffic	T	6	▲	+100.0%	+3
	Entrustment	ET	5	▲	+400.0%	+4
	Truancy	TR	5	▼	-37.5%	-3
	Paternity	PT	4	↔		-
	Permanency Planning	PH	4	▲	-	+4
	Child In Need of Services	CS	3	▼	-25.0%	-1
	Felony	DF	3	▼	-57.1%	-4
	Non-Family Abuse Protective Order	AP	3	▲	+50.0%	+1
	Terminate Parental Rights	TP	3	▲	-	+3
	Show Cause	SC	2	▲	-	+2
	Abuse and Neglect	AN	1	▼	-83.3%	-5
	Family Abuse - Protective Order	FP	1	▲	-	+1
	Foster Care Review	FC	1	▼	-66.7%	-2
	Temporary Detention Order	TD	1	▲	-	+1
	Voluntary Continuing Services and Support Agreem	VA	1	↔		-
	Initial Foster Care	IF	0	▼	-100.0%	-1
	Other	OT	0	▼	-100.0%	-2
	Total		153	▲	30.8%	+36
GRAND TOTAL			309	▲	5.8%	+17

Dispositions by Major Case Category**

Category	Summary	Change	% Change	Absolute Change	
Adult Criminal	72	▲	-2.7%	-2	
Child Dependency	15	▲	+25.0%	+3	
Child in Need of Services/Supervision	8	▼	-33.3%	-4	
Custody and Visitation	80	▲	+25.0%	+16	
Delinquency	33	▲	+65.0%	+13	
Juvenile Miscellaneous	6	▲	+200.0%	+4	
Other	25	▲	+4.2%	+1	
Protective Orders	24	▲	+26.3%	+5	
Support	40	▼	-35.5%	-22	
Traffic	6	▲	+100.0%	+3	
GRAND TOTAL		309	▲	5.8%	+17

* Compared to same time period as previous year
 6/13/2024 1:46:41PM

** Case Type Categories are defined in the 2017 Virginia Judicial Workload Assessment
 Source: SCV-SQL-Information

2024 Overall GRAND TOTAL		Distribution of Caseload			Change*		Percentage (%) of Caseload		
806	-8 -1.0%	Adult	400	50%	-3.8% ▼	-16	Adult	51.1%	49.6%
2024		Juvenile	406	50%	2.0% ▲	+8	Juvenile	48.9%	50.4%
2023		GRAND TOTAL	806	100%	-1.0% ▼	-8	GRAND TOTAL	100%	100%

Dispositions by Division & Code

Division	Case Type Description	Code	Summary	Change	% Change	Absolute Change	
Adult	Civil Support	VS	98	▼	-6.7%	-7	
	Show Cause	SC	75	▲	+8.7%	+6	
	Misdemeanor	CM	74	▼	-10.8%	-9	
	Other	OT	59	▼	-6.3%	-4	
	Family Abuse - Protective Order	FP	42	▲	+23.5%	+8	
	Felony	CF	23	▼	-14.8%	-4	
	Capias	CA	15	▼	-6.3%	-1	
	Motion - Protective Order	MP	6	▼	-14.3%	-1	
	Protective Order	PC	3	▲	-	+3	
	Violation of Protective Order	PV	2	▼	-50.0%	-2	
	Non-Family Abuse Protective Order	AP	1	▼	-66.7%	-2	
	Remand Support	RS	1	▼	-50.0%	-1	
	Violation Family Abuse Protective Order	PS	1	▲	-	+1	
	Bond Forfeiture	BF	0	▼	-100.0%	-2	
	Restricted License for Non-Support	SL	0	▼	-100.0%	-1	
Total			400	▼	-3.8%	-16	
Juvenile	Custody Visitation	CV	213	▲	+14.5%	+27	
	Misdemeanor	DM	65	▲	+32.7%	+16	
	Traffic	T	28	▲	+33.3%	+7	
	Paternity	PT	26	▲	+23.8%	+5	
	Motion - Protective Order	MP	25	▼	-41.9%	-18	
	Foster Care Review	FC	7	▲	+133.3%	+4	
	Abuse and Neglect	AN	6	↔	-	-	
	Child In Need of Services	CS	6	▼	-14.3%	-1	
	Felony	DF	6	▼	-70.0%	-14	
	Permanency Planning	PH	5	↔	-	-	
	Terminate Parental Rights	TP	4	▲	+33.3%	+1	
	Emergency Custody Order	EC	3	▲	-	+3	
	Initial Foster Care	IF	3	▼	-50.0%	-3	
	Status	ST	3	▼	-62.5%	-5	
	Civil Violation	CI	1	▲	-	+1	
	Non-Family Abuse Protective Order	AP	1	↔	-	-	
	Remand Custody	RC	1	▼	-66.7%	-2	
	Remand Visitation	RV	1	▼	-50.0%	-1	
	Truancy	TR	1	▲	-	+1	
	Voluntary Continuing Services and Support Agree	VA	1	↔	-	-	
	Child at Risk	RI	0	▼	-100.0%	-1	
	Entrustment	ET	0	▼	-100.0%	-2	
	Other	OT	0	▼	-100.0%	-1	
	Qualified Residential Treatment	QR	0	▼	-100.0%	-1	
	Relief of Custody	CR	0	▼	-100.0%	-6	
	Temporary Detention Order	TD	0	▼	-100.0%	-2	
	Total			406	▲	2.0%	+8
	GRAND TOTAL			806	▼	-1.0%	-8

Dispositions by Major Case Category**

Category	Summary	Change	% Change	Absolute Change
Adult Criminal	169	▲	+1.8%	+3
Child Dependency	26	▼	-23.5%	-8

* Compared to same time period as previous year
 6/13/2024 1:46:41PM

** Case Type Categories are defined in the 2017 Virginia Judicial Workload Assessment
 Source: SCV-SQL-Information

Child in Need of Services/Supervision	7	▲		0
Custody and Visitation	239	▲	+15.5%	+32
Delinquency	71	▼	+2.9%	+2
Juvenile Miscellaneous	3	▼	-62.5%	-5
New to Workload Study	1	▲	-	+1
Other	65	▲	-11.0%	-8
Protective Orders	75	▼	-14.8%	-13
Support	122	▼	-13.5%	-19
Traffic	28	▲	+33.3%	+7
GRAND TOTAL	806	▼	-1.0%	-8

2024 Overall GRAND TOTAL		Distribution of Caseload		Change*		Percentage (%) of Caseload			
466 	+45 10.7%	Adult	244	52%	-2.8% ▼	-7	Adult	59.6%	52.4%
		Juvenile	222	48%	30.6% ▲	+52	Juvenile	40.4%	47.6%
		GRAND TOTAL	466	100%	10.7% ▲	+45	GRAND TOTAL	100%	100%

Dispositions by Division & Code

Division	Case Type Description	Code	Summary	Change	% Change	Absolute Change
Adult	Civil Support	VS	70	▼	-7.9%	-6
	Misdemeanor	CM	42	▲	+13.5%	+5
	Show Cause	SC	38	▼	-32.1%	-18
	Other	OT	37	▼	-21.3%	-10
	Family Abuse - Protective Order	FP	22	▲	+57.1%	+8
	Capias	CA	16	▲	+77.8%	+7
	Felony	CF	15	▲	+200.0%	+10
	Non-Family Abuse Protective Order	AP	2	▼	-50.0%	-2
	Motion - Protective Order	MP	1	▼	-66.7%	-2
	Protective Order	PC	1	▲	-	+1
	Total		244	▼	-2.8%	-7
Juvenile	Custody Visitation	CV	149	▲	+26.3%	+31
	Misdemeanor	DM	17	▲	+54.5%	+6
	Traffic	T	16	▼	-11.1%	-2
	Felony	DF	9	▲	+12.5%	+1
	Child In Need of Services	CS	6	▲	+200.0%	+4
	Paternity	PT	6	▲	+200.0%	+4
	Motion - Protective Order	MP	4	▲	-	+4
	Temporary Detention Order	TD	4	▲	+300.0%	+3
	Capias	CA	3	▲	+200.0%	+2
	Emergency Custody Order	EC	2	▲	-	+2
	Abuse and Neglect	AN	1	▼	-83.3%	-5
	Civil Violation	CI	1	▲	-	+1
	Foster Care Review	FC	1	↔	-	-
	Show Cause	SC	1	▲	-	+1
	Status	ST	1	▲	-	+1
	Truancy	TR	1	↔	-	-
	Non-Family Abuse Protective Order	AP	0	▼	-100.0%	-1
	Total		222	▲	30.6%	+52
GRAND TOTAL			466	▲	10.7%	+45

Dispositions by Major Case Category**

Category	Summary	Change	% Change	Absolute Change	
Adult Criminal	89	▲	+25.4%	+18	
Child Dependency	2	▼	-71.4%	-5	
Child in Need of Services/Supervision	7	▲	+133.3%	+4	
Custody and Visitation	155	▲	+29.2%	+35	
Delinquency	30	▲	+50.0%	+10	
Juvenile Miscellaneous	1	▲	-	+1	
New to Workload Study	1	▲	-	+1	
Other	43	▲	-10.4%	-5	
Protective Orders	29	▲	+31.8%	+7	
Support	93	▲	-17.0%	-19	
Traffic	16	▼	-11.1%	-2	
GRAND TOTAL		466	▲	10.7%	+45

* Compared to same time period as previous year
 6/13/2024 1:46:41PM

** Case Type Categories are defined in the 2017 Virginia Judicial Workload Assessment
 Source: SCV-SQL-Information

2024 Overall GRAND TOTAL		Distribution of Caseload		Change*		Percentage (%) of Caseload		
366 +28 8.3% 	Adult Juvenile GRAND TOTAL	190	52%	20.3% ▲	+32	Adult Juvenile GRAND TOTAL	2023	2024
		176	48%	-2.2% ▼	-4		46.7%	51.9%
		366	100%	8.3% ▲	+28	100%		100%

Dispositions by Division & Code

Division	Case Type Description	Code	Summary	Change	% Change	Absolute Change
Adult	Misdemeanor	CM	47	▲	+67.9%	+19
	Show Cause	SC	42	▲	+40.0%	+12
	Civil Support	VS	41	▲	+36.7%	+11
	Other	OT	31	▼	-8.8%	-3
	Capias	CA	13	▼	-13.3%	-2
	Family Abuse - Protective Order	FP	7	▼	-41.7%	-5
	Felony	CF	5	▲	+150.0%	+3
	Motion - Protective Order	MP	2	↔		-
	Non-Family Abuse Protective Order	AP	1	▼	-50.0%	-1
	Remand Support	RS	1	↔		-
	Protective Order	PC	0	▼	-100.0%	-1
	Restricted License for Non-Support	SL	0	▼	-100.0%	-1
	Total			190	▲	20.3%
Juvenile	Custody Visitation	CV	91	▼	-20.2%	-23
	Show Cause	SC	43	▲	+186.7%	+28
	Truancy	TR	13	▲	+225.0%	+9
	Misdemeanor	DM	9	↔		-
	Terminate Parental Rights	TP	4	▲	-	+4
	Traffic	T	3	▼	-75.0%	-9
	Non-Family Abuse Protective Order	AP	2	↔		-
	Remand Custody	RC	2	▼	-60.0%	-3
	Special Immigrant Juvenile Status	SI	2	▲	-	+2
	Temporary Detention Order	TD	2	▲	-	+2
	Child In Need of Services	CS	1	▼	-50.0%	-1
	Felony	DF	1	▲	-	+1
	Foster Care Review	FC	1	↔		-
	Initial Foster Care	IF	1	▲	-	+1
	Voluntary Continuing Services and Support Agree	VA	1	▲	-	+1
	Capias	CA	0	▼	-100.0%	-1
	Motion - Protective Order	MP	0	▼	-100.0%	-3
	Other	OT	0	▼	-100.0%	-2
	Paternity	PT	0	▼	-100.0%	-1
	Permanency Planning	PH	0	▼	-100.0%	-5
Qualified Residential Treatment	QR	0	▼	-100.0%	-4	
Total			176	▼	-2.2%	-4
GRAND TOTAL			366	▲	8.3%	+28

Dispositions by Major Case Category**

Category	Summary	Change	% Change	Absolute Change
Adult Criminal	101	▲	+53.0%	+35
Child Dependency	7	▲	-30.0%	-3
Child in Need of Services/Supervision	14	▲	+133.3%	+8
Custody and Visitation	91	▼	-20.9%	-24
Delinquency	53	▲	+112.0%	+28
New to Workload Study	2	▲	-	+2
Other	36	▲	-14.3%	-6
Protective Orders	12	▼	-42.9%	-9
Support	47	▼	+14.6%	+6

* Compared to same time period as previous year
 6/13/2024 1:46:41PM

** Case Type Categories are defined in the 2017 Virginia Judicial Workload Assessment
 Source: SCV-SQL-Information

CPSS - JCMS CASELOAD STATISTICS OF THE JUVENILE & DOMESTIC RELATIONS DISTRICT COURTS
January 2024 thru May 2024 Dispositions (Compared to January 2023 thru May 2023)

Traffic	3	▼	-75.0%	-9
GRAND TOTAL	366	▲	8.3%	+28

2024 Overall GRAND TOTAL		Distribution of Caseload		Change*		Percentage (%) of Caseload		
865 +47 5.7% 	Adult Juvenile GRAND TOTAL	423	49%	-11.1% ▼	-53	Adult Juvenile GRAND TOTAL	2023 58.2% 41.8% 100%	2024 48.9% 51.1% 100%
		442	51%	29.2% ▲	+100	865 100% 5.7% ▲ +47		

Dispositions by Division & Code

Division	Case Type Description	Code	Summary	Change	% Change	Absolute Change
Adult	Misdemeanor	CM	87	▼	-42.4%	-64
	Civil Support	VS	81	▼	-13.8%	-13
	Other	OT	79	▼	-2.5%	-2
	Show Cause	SC	63	▲	+14.5%	+8
	Felony	CF	58	▲	+87.1%	+27
	Capias	CA	30	▲	+76.5%	+13
	Family Abuse - Protective Order	FP	21	▼	-38.2%	-13
	Motion - Protective Order	MP	2	▼	-66.7%	-4
	Criminal Support	CS	1	▲	-	+1
	Non-Family Abuse Protective Order	AP	1	▼	-85.7%	-6
	Total		423	▼	-11.1%	-53
Juvenile	Custody Visitation	CV	270	▲	+8.0%	+20
	Misdemeanor	DM	39	▲	+116.7%	+21
	Traffic	T	35	▲	+16.7%	+5
	Felony	DF	22	▲	+266.7%	+16
	Abuse and Neglect	AN	15	▲	+1,400.0%	+14
	Foster Care Review	FC	13	▲	+116.7%	+7
	Permanency Planning	PH	9	▼	-10.0%	-1
	Initial Foster Care	IF	8	▲	-	+8
	Terminate Parental Rights	TP	8	▲	+60.0%	+3
	Paternity	PT	5	▲	+66.7%	+2
	Emergency Custody Order	EC	4	▲	+300.0%	+3
	Child In Need of Services	CS	3	▲	-	+3
	Temporary Detention Order	TD	3	↔	-	-
	Show Cause	SC	2	▼	-66.7%	-4
	Capias	CA	1	▲	-	+1
	Civil Violation	CI	1	▲	-	+1
	Non-Family Abuse Protective Order	AP	1	▲	-	+1
	Other	OT	1	▲	-	+1
	Truancy	TR	1	▼	-50.0%	-1
	Voluntary Continuing Services and Support Agree	VA	1	▲	-	+1
Emancipation	EP	0	▼	-100.0%	-1	
	Total		442	▲	29.2%	+100
GRAND TOTAL			865	▲	5.7%	+47

Dispositions by Major Case Category**

Category	Summary	Change	% Change	Absolute Change
Adult Criminal	200	▲	-13.4%	-31
Child Dependency	54	▲	+145.5%	+32
Child in Need of Services/Supervision	4	▲	+100.0%	+2
Custody and Visitation	275	▲	+8.7%	+22
Delinquency	64	▲	+113.3%	+34
Juvenile Miscellaneous	0	▼	-100.0%	-1
New to Workload Study	1	▲	-	+1
Other	87	▲	+2.4%	+2
Protective Orders	25	▲	-46.8%	-22
Support	120	▲	+2.6%	+3

* Compared to same time period as previous year
 6/13/2024 1:46:41PM

** Case Type Categories are defined in the 2017 Virginia Judicial Workload Assessment
 Source: SCV-SQL-Information

Traffic		35	▲	+16.7%	+5
	GRAND TOTAL	865	▲	5.7%	+47

2024 Overall GRAND TOTAL		Distribution of Caseload		Change*		Percentage (%) of Caseload			
373	-79 -17.5%	Adult	193 52%	-13.8%	▼	-31	Adult	49.6%	51.7%
2024		Juvenile	180 48%	-21.1%	▼	-48	Juvenile	50.4%	48.3%
2023		GRAND TOTAL	373 100%	-17.5%	▼	-79	GRAND TOTAL	100%	100%

Dispositions by Division & Code

Division	Case Type Description	Code	Summary	Change	% Change	Absolute Change
Adult	Show Cause	SC	41	▲	+13.9%	+5
	Other	OT	36	▼	-16.3%	-7
	Civil Support	VS	34	▼	-24.4%	-11
	Misdemeanor	CM	31	▼	-31.1%	-14
	Capias	CA	19	▼	-13.6%	-3
	Felony	CF	13	▼	-13.3%	-2
	Family Abuse - Protective Order	FP	8	▼	-46.7%	-7
	Motion - Protective Order	MP	5	▲	+150.0%	+3
	Violation of Protective Order	PV	3	▲	-	+3
	Non-Family Abuse Protective Order	AP	2	▲	+100.0%	+1
	Protective Order	PC	1	▲	-	+1
	Total		193	▼	-13.8%	-31
Juvenile	Custody Visitation	CV	96	▼	-29.9%	-41
	Misdemeanor	DM	17	▼	-26.1%	-6
	Show Cause	SC	12	▼	-7.7%	-1
	Abuse and Neglect	AN	10	▲	+66.7%	+4
	Truancy	TR	9	▲	+50.0%	+3
	Felony	DF	8	↔	-	-
	Motion - Protective Order	MP	5	▲	-	+5
	Traffic	T	5	▼	-37.5%	-3
	Civil Violation	CI	4	▲	-	+4
	Paternity	PT	3	▼	-57.1%	-4
	Status	ST	3	▲	-	+3
	Temporary Detention Order	TD	2	▲	-	+2
	Voluntary Continuing Services and Support Agreen	VA	2	▼	-50.0%	-2
	Child In Need of Services	CS	1	↔	-	-
	Non-Family Abuse Protective Order	AP	1	▼	-50.0%	-1
	Other	OT	1	▼	-50.0%	-1
	Terminate Parental Rights	TP	1	▲	-	+1
	Foster Care Review	FC	0	▼	-100.0%	-3
	Initial Foster Care	IF	0	▼	-100.0%	-1
	Permanency Planning	PH	0	▼	-100.0%	-5
	Qualified Residential Treatment	QR	0	▼	-100.0%	-1
	Remand Custody	RC	0	▼	-100.0%	-1
		Total		180	▼	-21.1%
	GRAND TOTAL		373	▼	-17.5%	-79

Dispositions by Major Case Category**

Category	Summary	Change	% Change	Absolute Change
Adult Criminal	90	▲	-6.3%	-6
Child Dependency	13	▲	-35.0%	-7
Child in Need of Services/Supervision	10	▲	+42.9%	+3
Custody and Visitation	99	▼	-31.3%	-45
Delinquency	37	▼	-15.9%	-7
Juvenile Miscellaneous	3	▲	-	+3
New to Workload Study	4	▲	-	+4
Other	39	▲	-15.2%	-7
Protective Orders	21	▲	+5.0%	+1

* Compared to same time period as previous year
 6/13/2024 1:46:41PM

** Case Type Categories are defined in the 2017 Virginia Judicial Workload Assessment
 Source: SCV-SQL-Information

CPSS - JCMS CASELOAD STATISTICS OF THE JUVENILE & DOMESTIC RELATIONS DISTRICT COURTS
 January 2024 thru May 2024 Dispositions (Compared to January 2023 thru May 2023)

Support	52	▼	-22.4%	-15
Traffic	5	▼	-37.5%	-3
GRAND TOTAL	373	▼	-17.5%	-79

2024 Overall GRAND TOTAL		Distribution of Caseload		Change*		Percentage (%) of Caseload			
1,464 +40 2.8% 	2024 2023	Adult	992	68%	11.6% ▲	+103	Adult	2023: 62.4%	2024: 67.8%
		Juvenile	472	32%	-11.8% ▼	-63	Juvenile	37.6%	32.2%
GRAND TOTAL		1,464	100%	2.8% ▲	+40	GRAND TOTAL	100%	100%	

Dispositions by Division & Code

Division	Case Type Description	Code	Summary	Change	% Change	Absolute Change	
Adult	Other	OT	257	▲	+19.0%	+41	
	Misdemeanor	CM	252	▲	+15.6%	+34	
	Civil Support	VS	143	▲	+33.6%	+36	
	Show Cause	SC	122	▼	-9.0%	-12	
	Capias	CA	90	▼	-4.3%	-4	
	Felony	CF	64	↔		-	
	Family Abuse - Protective Order	FP	49	▲	+14.0%	+6	
	Motion - Protective Order	MP	5	▼	-16.7%	-1	
	Violation of Protective Order	PV	5	▲	+150.0%	+3	
	Bond Forfeiture	BF	3	↔		-	
	Non-Family Abuse Protective Order	AP	1	▲	-	+1	
	Protective Order	PC	1	▲	-	+1	
	Remand Support	RS	0	▼	-100.0%	-1	
	Restricted License for Non-Support	SL	0	▼	-100.0%	-1	
Total			992	▲	11.6%	+103	
Juvenile	Custody Visitation	CV	244	▼	-10.6%	-29	
	Mental Commitment	MC	61	▼	-19.7%	-15	
	Misdemeanor	DM	43	▲	+19.4%	+7	
	Felony	DF	35	▲	+118.8%	+19	
	Truancy	TR	14	▲	+100.0%	+7	
	Show Cause	SC	13	▲	+30.0%	+3	
	Permanency Planning	PH	11	▲	+450.0%	+9	
	Paternity	PT	8	▼	-38.5%	-5	
	Traffic	T	8	▼	-72.4%	-21	
	Temporary Detention Order	TD	7	▲	+40.0%	+2	
	Emergency Custody Order	EC	6	▲	+200.0%	+4	
	Other	OT	4	▲	+100.0%	+2	
	Status	ST	4	▲	+300.0%	+3	
	Special Immigrant Juvenile Status	SI	3	▼	-25.0%	-1	
	Abuse and Neglect	AN	2	▼	-88.2%	-15	
	Child In Need of Services	CS	2	↔		-	
	Terminate Parental Rights	TP	2	▼	-50.0%	-2	
	Voluntary Continuing Services and Support Agreem	VA	2	▲	-	+2	
	Emancipation	EP	1	▲	-	+1	
	Foster Care Review	FC	1	▼	-75.0%	-3	
	Initial Foster Care	IF	1	▼	-90.9%	-10	
	Family Abuse - Protective Order	FP	0	▼	-100.0%	-2	
	Non-Family Abuse Protective Order	AP	0	▼	-100.0%	-11	
	Qualified Residential Treatment	QR	0	▼	-100.0%	-1	
	Relief of Custody	CR	0	▼	-100.0%	-1	
	Remand Custody	RC	0	▼	-100.0%	-4	
	Remand Visitation	RV	0	▼	-100.0%	-2	
	Total			472	▼	-11.8%	-63
	GRAND TOTAL			1,464	▲	2.8%	+40

Dispositions by Major Case Category**

Category	Summary	Change	% Change	Absolute Change
Adult Criminal	442	▲	+7.0%	+29
Child Dependency	19	▲	-52.5%	-21

* Compared to same time period as previous year
 6/13/2024 1:46:41PM

** Case Type Categories are defined in the 2017 Virginia Judicial Workload Assessment
 Source: SCV-SQL-Information

CPSS - JCMS CASELOAD STATISTICS OF THE JUVENILE & DOMESTIC RELATIONS DISTRICT COURTS
 January 2024 thru May 2024 Dispositions (Compared to January 2023 thru May 2023)

Petersburg

District: 11 FIPS: 730

Child in Need of Services/Supervision	17	▲	+88.9%	+8
Custody and Visitation	252	▼	-11.9%	-34
Delinquency	90	▲	+45.2%	+28
Juvenile Miscellaneous	5	▲	+400.0%	+4
New to Workload Study	3	▼	-25.0%	-1
Other	335	▲	+8.8%	+27
Protective Orders	55	▲	-11.3%	-7
Support	238	▼	+13.3%	+28
Traffic	8	▼	-72.4%	-21
GRAND TOTAL	1,464	▲	2.8%	+40

2024 Overall GRAND TOTAL		Distribution of Caseload		Change*		Percentage (%) of Caseload		
452	+39 9.4%	Adult	267 59%	14.6% ▲	+34	Adult	56.4%	59.1%
2024		Juvenile	185 41%	2.8% ▲	+5	Juvenile	43.6%	40.9%
2023		GRAND TOTAL	452 100%	9.4% ▲	+39	GRAND TOTAL	100%	100%

Dispositions by Division & Code

Division	Case Type Description	Code	Summary	Change	% Change	Absolute Change
Adult	Show Cause	SC	68	▲	+19.3%	+11
	Misdemeanor	CM	55	▲	+27.9%	+12
	Civil Support	VS	52	▲	+18.2%	+8
	Other	OT	28	▲	-15.2%	-5
	Felony	CF	18	▲	+12.5%	+2
	Capias	CA	17	▲	+21.4%	+3
	Family Abuse - Protective Order	FP	17	▲	+41.7%	+5
	Remand Support	RS	7	↔		-
	Motion - Protective Order	MP	4	↔		-
	Non-Family Abuse Protective Order	AP	1	▼	-66.7%	-2
	Total		267	▲	14.6%	+34
Juvenile	Custody Visitation	CV	138	▲	+53.3%	+48
	Felony	DF	8	▲	+300.0%	+6
	Traffic	T	7	▼	-53.3%	-8
	Misdemeanor	DM	5	▼	-66.7%	-10
	Remand Custody	RC	5	▲	+150.0%	+3
	Remand Visitation	RV	5	▲	+150.0%	+3
	Child In Need of Services	CS	4	▼	-33.3%	-2
	Foster Care Review	FC	2	▼	-50.0%	-2
	Permanency Planning	PH	2	▼	-33.3%	-1
	Show Cause	SC	2	▼	-89.5%	-17
	Truancy	TR	2	▼	-66.7%	-4
	Abuse and Neglect	AN	1	▼	-83.3%	-5
	Civil Violation	CI	1	▲	-	+1
	Initial Foster Care	IF	1	▼	-50.0%	-1
	Other	OT	1	↔		-
	Status	ST	1	▼	-66.7%	-2
	Non-Family Abuse Protective Order	AP	0	▼	-100.0%	-2
	Paternity	PT	0	▼	-100.0%	-1
	Qualified Residential Treatment	QR	0	▼	-100.0%	-1
		Total		185	▲	2.8%
GRAND TOTAL			452	▲	9.4%	+39

Dispositions by Major Case Category**

Category	Summary	Change	% Change	Absolute Change
Adult Criminal	124	▲	+7.8%	+9
Child Dependency	6	▼	-62.5%	-10
Child in Need of Services/Supervision	6	▼	-50.0%	-6
Custody and Visitation	138	▼	+51.6%	+47
Delinquency	15	▲	-58.3%	-21
Juvenile Miscellaneous	1	▼	-66.7%	-2
New to Workload Study	1	▲	-	+1
Other	46	▲	+2.2%	+1
Protective Orders	22	▼	+4.8%	+1
Support	86	▲	+45.8%	+27
Traffic	7	▼	-53.3%	-8
GRAND TOTAL	452	▲	9.4%	+39

* Compared to same time period as previous year
 6/13/2024 1:46:41PM

** Case Type Categories are defined in the 2017 Virginia Judicial Workload Assessment
 Source: SCV-SQL-Information

2024 Overall GRAND TOTAL		Distribution of Caseload		Change*		Percentage (%) of Caseload			
8,603	+208 2.5%	Adult	4,481	52%	6.7% ▲	+281	Adult	50.0%	52.1%
2024		Juvenile	4,122	48%	-1.7% ▼	-73	Juvenile	50.0%	47.9%
2023		GRAND TOTAL	8,603	100%	2.5% ▲	+208	GRAND TOTAL	100%	100%

Dispositions by Division & Code

Division	Case Type Description	Code	Summary	Change	% Change	Absolute Change	
Adult	Civil Support	VS	985	▲	+12.8%	+112	
	Misdemeanor	CM	941	▲	+3.3%	+30	
	Show Cause	SC	813	▲	+16.1%	+113	
	Other	OT	672	▼	+1.4%	+9	
	Family Abuse - Protective Order	FP	352	▼	-4.9%	-18	
	Capias	CA	281	▲	+27.7%	+61	
	Felony	CF	275	▲	+3.4%	+9	
	Remand Support	RS	74	▼	-20.4%	-19	
	Motion - Protective Order	MP	48	▼	-26.2%	-17	
	Violation of Protective Order	PV	23	▲	+15.0%	+3	
	Non-Family Abuse Protective Order	AP	15	▼	-16.7%	-3	
	Return of Desposit (Bondsman)	RD	1	▲	-	+1	
	Temporary Detention Order	TD	1	▲	-	+1	
	Criminal Support	CS	0	▼	-100.0%	-1	
	Total		4,481	▲	6.7%	+281	
Juvenile	Custody Visitation	CV	2,442	▼	-5.6%	-146	
	Misdemeanor	DM	637	▲	+23.0%	+119	
	Felony	DF	219	▲	+26.6%	+46	
	Traffic	T	210	▼	-27.3%	-79	
	Remand Custody	RC	118	▼	-42.7%	-88	
	Remand Visitation	RV	115	▼	-0.9%	-1	
	Special Immigrant Juvenile Status	SI	79	▲	+68.1%	+32	
	Status	ST	53	▼	-23.2%	-16	
	Paternity	PT	38	▲	+81.0%	+17	
	Foster Care Review	FC	24	▲	+41.2%	+7	
	Terminate Parental Rights	TP	23	▲	+187.5%	+15	
	Abuse and Neglect	AN	22	▲	+175.0%	+14	
	Permanency Planning	PH	22	▼	-15.4%	-4	
	Child In Need of Services	CS	16	▼	-15.8%	-3	
	Non-Family Abuse Protective Order	AP	16	▲	+23.1%	+3	
	Temporary Detention Order	TD	16	▼	-42.9%	-12	
	Truancy	TR	14	▲	+250.0%	+10	
	Emergency Custody Order	EC	13	▲	+30.0%	+3	
	Initial Foster Care	IF	13	▲	+116.7%	+7	
	Civil Violation	CI	9	▲	-	+9	
	Show Cause	SC	9	▲	+125.0%	+5	
	Voluntary Continuing Services and Support Agree	VA	6	▲	+50.0%	+2	
	Relief of Custody	CR	5	↔	-	-	
	Capias	CA	1	↔	-	-	
	Family Abuse - Protective Order	FP	1	↔	-	-	
	Motion - Protective Order	MP	1	↔	-	-	
	Emancipation	EP	0	▼	-100.0%	-1	
	Other	OT	0	▼	-100.0%	-10	
	Qualified Residential Treatment	QR	0	▼	-100.0%	-2	
		Total		4,122	▼	-1.7%	-73
	GRAND TOTAL			8,603	▲	2.5%	+208

* Compared to same time period as previous year
 6/13/2024 1:46:41PM

** Case Type Categories are defined in the 2017 Virginia Judicial Workload Assessment
 Source: SCV-SQL-Information

Dispositions by Major Case Category**

Category	Summary	Change	% Change	Absolute Change
Adult Criminal	1,962	▲	+6.0%	+111
Child Dependency	115	▲	+51.3%	+39
Child in Need of Services/Supervision	30	▲	+25.0%	+6
Custody and Visitation	2,480	▲	-4.9%	-129
Delinquency	866	▲	+24.6%	+171
Juvenile Miscellaneous	53	▼	-24.3%	-17
New to Workload Study	88	▲	+87.2%	+41
Other	1,010	▲	-10.3%	-116
Protective Orders	433	▼	-7.5%	-35
Support	1,356	▲	+18.9%	+216
Traffic	210	▼	-27.3%	-79
GRAND TOTAL	8,603	▲	2.5%	+208

* Compared to same time period as previous year
 6/13/2024 1:46:41PM

** Case Type Categories are defined in the 2017 Virginia Judicial Workload Assessment
 Source: SCV-SQL-Information

2024 Overall GRAND TOTAL		Distribution of Caseload			Change*		Percentage (%) of Caseload		
664 +60 9.9% 		Adult	349	53%	9.7% ▲	+31	Adult	52.6%	52.6%
		Juvenile	315	47%	10.1% ▲	+29	Juvenile	47.4%	47.4%
		GRAND TOTAL	664	100%	9.9% ▲	+60	GRAND TOTAL	100%	100%

Dispositions by Division & Code

Division	Case Type Description	Code	Summary	Change	% Change	Absolute Change
Adult	Civil Support	VS	70	▲	+37.3%	+19
	Misdemeanor	CM	63	▼	-24.1%	-20
	Other	OT	59	▲	-11.9%	-8
	Show Cause	SC	59	▲	+59.5%	+22
	Capias	CA	37	↔	+42.3%	+11
	Family Abuse - Protective Order	FP	37	▲	+76.2%	+16
	Felony	CF	21	▼	-19.2%	-5
	Motion - Protective Order	MP	3	↔		-
	Non-Family Abuse Protective Order	AP	0	▼	-100.0%	-2
	Remand Support	RS	0	▼	-100.0%	-1
	Restricted License for Non-Support	SL	0	▼	-100.0%	-1
	Total		349	▲	9.7%	+31
Juvenile	Custody Visitation	CV	188	▲	+37.2%	+51
	Misdemeanor	DM	51	▼	-5.6%	-3
	Status	ST	14	▲	+55.6%	+5
	Felony	DF	13	▼	-35.0%	-7
	Traffic	T	10	▼	-66.7%	-20
	Terminate Parental Rights	TP	8	▲	-	+8
	Foster Care Review	FC	6	▲	+20.0%	+1
	Abuse and Neglect	AN	5	▲	+25.0%	+1
	Truancy	TR	5	▼	-16.7%	-1
	Permanency Planning	PH	4	▼	-20.0%	-1
	Temporary Detention Order	TD	3	↔		-
	Child In Need of Services	CS	2	▲	+100.0%	+1
	Emergency Custody Order	EC	2	▲	+100.0%	+1
	Non-Family Abuse Protective Order	AP	2	▲	-	+2
	Capias	CA	1	↔		-
	Show Cause	SC	1	▲	-	+1
	Initial Foster Care	IF	0	▼	-100.0%	-5
	Qualified Residential Treatment	QR	0	▼	-100.0%	-2
	Remand Custody	RC	0	▼	-100.0%	-2
	Remand Visitation	RV	0	▼	-100.0%	-1
	Total		315	▲	10.1%	+29
GRAND TOTAL			664	▲	9.9%	+60

Dispositions by Major Case Category**

Category	Summary	Change	% Change	Absolute Change
Adult Criminal	144	▼	-10.0%	-16
Child Dependency	23	▲	+9.5%	+2
Child in Need of Services/Supervision	7	▲		0
Custody and Visitation	188	▲	+37.2%	+51
Delinquency	66	▲	-12.0%	-9
Juvenile Miscellaneous	14	▲	+55.6%	+5
Other	64	▲	-14.7%	-11
Protective Orders	42	▲	+61.5%	+16
Support	106	▲	+65.6%	+42
Traffic	10	▼	-66.7%	-20

* Compared to same time period as previous year
 6/13/2024 1:46:41PM

** Case Type Categories are defined in the 2017 Virginia Judicial Workload Assessment
 Source: SCV-SQL-Information

GRAND TOTAL

664

▲

9.9%

+60

2024 Overall GRAND TOTAL		Distribution of Caseload		Change*		Percentage (%) of Caseload		
5,993	+182 3.1%	Adult	3,367 56%	-0.2% ▼	-6	Adult	2023 58.0%	2024 56.2%
2024		Juvenile	2,626 44%	7.7% ▲	+188	Juvenile	42.0%	43.8%
2023		GRAND TOTAL	5,993 100%	3.1% ▲	+182	GRAND TOTAL	100%	100%

Dispositions by Division & Code

Division	Case Type Description	Code	Summary	Change	% Change	Absolute Change	
Adult	Show Cause	SC	713	▲	+2.1%	+15	
	Other	OT	679	▲	+0.1%	+1	
	Misdemeanor	CM	652	▼	-5.5%	-38	
	Civil Support	VS	488	▼	-2.2%	-11	
	Capias	CA	416	▲	+2.0%	+8	
	Family Abuse - Protective Order	FP	208	▼	-3.7%	-8	
	Felony	CF	184	▲	+13.6%	+22	
	Non-Family Abuse Protective Order	AP	13	▲	+18.2%	+2	
	Motion - Protective Order	MP	7	▼	-12.5%	-1	
	Restricted License for Non-Support	SL	3	▲	+200.0%	+2	
	Remand Support	RS	2	▲	-	+2	
	Criminal Support	CS	1	▲	-	+1	
	Violation of Protective Order	PV	1	↔	-	-	
	Violation Family Abuse Protective Order	PS	0	▼	-100.0%	-1	
	Total		3,367	▼	-0.2%	-6	
Juvenile	Custody Visitation	CV	1,536	▼	-1.1%	-17	
	Misdemeanor	DM	237	▲	+29.5%	+54	
	Felony	DF	167	▲	+72.2%	+70	
	Paternity	PT	135	▼	-8.8%	-13	
	Permanency Planning	PH	93	▲	+22.4%	+17	
	Foster Care Review	FC	76	▼	-1.3%	-1	
	Abuse and Neglect	AN	56	▲	+5.7%	+3	
	Special Immigrant Juvenile Status	SI	53	▲	+15.2%	+7	
	Traffic	T	52	▲	+36.8%	+14	
	Temporary Detention Order	TD	34	▲	+88.9%	+16	
	Initial Foster Care	IF	30	▲	+30.4%	+7	
	Mental Commitment	MC	25	▼	-10.7%	-3	
	Terminate Parental Rights	TP	23	▼	-8.0%	-2	
	Status	ST	19	▲	+72.7%	+8	
	Show Cause	SC	16	▼	+45.5%	+5	
	Child In Need of Services	CS	12	▼	-7.7%	-1	
	Truancy	TR	12	▲	+9.1%	+1	
	Voluntary Continuing Services and Support Agreem	VA	10	▼	-23.1%	-3	
	Remand Custody	RC	8	▲	-	+8	
	Remand Visitation	RV	8	▲	-	+8	
	Non-Family Abuse Protective Order	AP	7	▲	+133.3%	+4	
	Other	OT	4	▲	-	+4	
	Emergency Custody Order	EC	3	▲	-	+3	
	Family Abuse - Protective Order	FP	3	▲	-	+3	
	Civil Violation	CI	2	▲	-	+2	
	Juvenile Support	JS	2	▲	-	+2	
	Relief of Custody	CR	2	▼	-60.0%	-3	
	Qualified Residential Treatment	QR	1	▼	-80.0%	-4	
	Capias	CA	0	▼	-100.0%	-1	
		Total		2,626	▲	7.7%	+188
	GRAND TOTAL			5,993	▲	3.1%	+182

* Compared to same time period as previous year
 6/13/2024 1:46:41PM

** Case Type Categories are defined in the 2017 Virginia Judicial Workload Assessment
 Source: SCV-SQL-Information

Dispositions by Major Case Category**

Category	Summary	Change	% Change	Absolute Change
Adult Criminal	1,435	▼	-0.3%	-4
Child Dependency	291	▼	+5.1%	+14
Child in Need of Services/Supervision	24	▼	-7.7%	-2
Custody and Visitation	1,671	▼	-1.8%	-30
Delinquency	420	▲	+44.8%	+130
Juvenile Miscellaneous	20	▲	+81.8%	+9
New to Workload Study	55	▲	+19.6%	+9
Other	762	▲	+5.2%	+38
Protective Orders	238	▲		0
Support	1,025	▲	+0.4%	+4
Traffic	52	▲	+36.8%	+14
GRAND TOTAL	5,993	▲	3.1%	+182

* Compared to same time period as previous year
 6/13/2024 1:46:41PM

** Case Type Categories are defined in the 2017 Virginia Judicial Workload Assessment
 Source: SCV-SQL-Information

2024 Overall GRAND TOTAL		Distribution of Caseload		Change*		Percentage (%) of Caseload			
8,035 +1,086 15.6% 		Adult	4,170	52%	10.6% ▲	+399	Adult	54.3%	51.9%
		Juvenile	3,865	48%	21.6% ▲	+687	Juvenile	45.7%	48.1%
		GRAND TOTAL	8,035	100%	15.6% ▲	+1,086	GRAND TOTAL	100%	100%

Dispositions by Division & Code

Division	Case Type Description	Code	Summary	Change	% Change	Absolute Change	
Adult	Civil Support	VS	888	▲	+48.7%	+291	
	Show Cause	SC	878	▲	+17.7%	+132	
	Misdemeanor	CM	664	▼	-23.1%	-200	
	Capias	CA	557	▲	+55.6%	+199	
	Other	OT	516	▲	+6.6%	+32	
	Felony	CF	288	▼	-16.8%	-58	
	Family Abuse - Protective Order	FP	272	▼	-3.5%	-10	
	Motion - Protective Order	MP	38	▼	-33.3%	-19	
	Remand Support	RS	36	▲	+414.3%	+29	
	Violation of Protective Order	PV	16	▼	-5.9%	-1	
	Non-Family Abuse Protective Order	AP	8	▼	-27.3%	-3	
	Restricted License for Non-Support	SL	8	▲	+300.0%	+6	
	Protective Order	PC	1	▲	-	+1	
	Total		4,170	▲	10.6%	+399	
Juvenile	Custody Visitation	CV	2,459	▲	+22.8%	+457	
	Misdemeanor	DM	443	▲	+24.8%	+88	
	Traffic	T	254	▼	-1.6%	-4	
	Felony	DF	152	▲	+27.7%	+33	
	Special Immigrant Juvenile Status	SI	57	▲	+46.2%	+18	
	Foster Care Review	FC	53	▼	-5.4%	-3	
	Paternity	PT	50	▲	+6.4%	+3	
	Permanency Planning	PH	50	▲	+56.3%	+18	
	Abuse and Neglect	AN	47	↔	-	-	
	Show Cause	SC	46	▼	+53.3%	+16	
	Initial Foster Care	IF	34	▲	+3.0%	+1	
	Remand Visitation	RV	31	▲	+1,450.0%	+29	
	Child In Need of Services	CS	29	▲	+11.5%	+3	
	Status	ST	29	▲	+45.0%	+9	
	Remand Custody	RC	28	▲	+1,300.0%	+26	
	Capias	CA	22	▲	+29.4%	+5	
	Terminate Parental Rights	TP	22	▲	+100.0%	+11	
	Temporary Detention Order	TD	18	▼	-41.9%	-13	
	Non-Family Abuse Protective Order	AP	14	▼	-36.4%	-8	
	Mental Commitment	MC	5	▼	-28.6%	-2	
	Other	OT	4	▼	-33.3%	-2	
	Family Abuse - Protective Order	FP	3	▲	+200.0%	+2	
	Motion - Protective Order	MP	3	▲	+50.0%	+1	
	Relief of Custody	CR	3	↔	-	-	
	Voluntary Continuing Services and Support Agreem	VA	3	▲	+200.0%	+2	
	Emergency Custody Order	EC	2	▼	-60.0%	-3	
	Truancy	TR	2	▲	+100.0%	+1	
	Civil Violation	CI	1	↔	-	-	
	Emancipation	EP	1	▲	-	+1	
	Child at Risk	RI	0	▼	-100.0%	-2	
		Total		3,865	▲	21.6%	+687
		GRAND TOTAL		8,035	▲	15.6%	+1,086

Dispositions by Major Case Category**

Category	Summary	Change	% Change	Absolute Change
Adult Criminal	1,707	▲	-3.6%	-63
Child Dependency	212	▲	+14.6%	+27
Child in Need of Services/Supervision	31	▲	+6.9%	+2
Custody and Visitation	2,509	▲	+22.4%	+460
Delinquency	663	▲	+27.7%	+144
Juvenile Miscellaneous	30	▲	+50.0%	+10
New to Workload Study	58	▲	+45.0%	+18
Other	640	▲	+17.6%	+96
Protective Orders	338	▲	-9.9%	-37
Support	1,593	▲	+37.3%	+433
Traffic	254	▼	-1.6%	-4
GRAND TOTAL	8,035	▲	15.6%	+1,086

* Compared to same time period as previous year
 6/13/2024 1:46:41PM

** Case Type Categories are defined in the 2017 Virginia Judicial Workload Assessment
 Source: SCV-SQL-Information

2024 Overall GRAND TOTAL		Distribution of Caseload			Change*		Percentage (%) of Caseload		
1,011 +109 12.1% 		Adult	550	54%	16.8% ▲	+79	Adult	52.2%	54.4%
		Juvenile	461	46%	7.0% ▲	+30	Juvenile	47.8%	45.6%
GRAND TOTAL		1,011	100%	12.1% ▲	+109	GRAND TOTAL	100%	100%	

Dispositions by Division & Code

Division	Case Type Description	Code	Summary	Change	% Change	Absolute Change
Adult	Civil Support	VS	130	▲	+38.3%	+36
	Misdemeanor	CM	113	▲	+4.6%	+5
	Show Cause	SC	101	▲	+42.3%	+30
	Other	OT	66	▲	+61.0%	+25
	Family Abuse - Protective Order	FP	51	▼	-25.0%	-17
	Felony	CF	36	▼	-16.3%	-7
	Capias	CA	35	▲	+34.6%	+9
	Motion - Protective Order	MP	6	▼	-25.0%	-2
	Non-Family Abuse Protective Order	AP	4	▼	-20.0%	-1
	Remand Support	RS	4	▲	-	+4
	Violation of Protective Order	PV	2	▼	-60.0%	-3
	Restricted License for Non-Support	SL	1	▼	-50.0%	-1
	Violation Family Abuse Protective Order	PS	1	▲	-	+1
Total			550	▲	16.8%	+79
Juvenile	Custody Visitation	CV	378	▲	+23.1%	+71
	Misdemeanor	DM	21	▲	+250.0%	+15
	Traffic	T	15	▼	-44.4%	-12
	Felony	DF	13	▼	-45.8%	-11
	Paternity	PT	5	▼	-44.4%	-4
	Child In Need of Services	CS	4	▼	-63.6%	-7
	Non-Family Abuse Protective Order	AP	4	▼	-20.0%	-1
	Status	ST	4	▲	-33.3%	-2
	Truancy	TR	4	▲	+100.0%	+2
	Foster Care Review	FC	3	▼	-62.5%	-5
	Emergency Custody Order	EC	2	▼	-33.3%	-1
	Show Cause	SC	2	▲	+100.0%	+1
	Special Immigrant Juvenile Status	SI	2	▲	+100.0%	+1
	Temporary Detention Order	TD	2	▼	-66.7%	-4
	Capias	CA	1	▲	-	+1
	Permanency Planning	PH	1	▲	-	+1
	Entrustment	ET	0	▼	-100.0%	-5
	Initial Foster Care	IF	0	▼	-100.0%	-2
	Other	OT	0	▼	-100.0%	-3
	Protective Order	PC	0	▼	-100.0%	-1
	Relief of Custody	CR	0	▼	-100.0%	-3
Voluntary Continuing Services and Support Agreem	VA	0	▼	-100.0%	-1	
Total			461	▲	7.0%	+30
GRAND TOTAL			1,011	▲	12.1%	+109

Dispositions by Major Case Category**

Category	Summary	Change	% Change	Absolute Change
Adult Criminal	205	▲	+11.4%	+21
Child Dependency	4	▲	-78.9%	-15
Child in Need of Services/Supervision	8	▲	-38.5%	-5
Custody and Visitation	383	▼	+21.2%	+67
Delinquency	37	▲	+15.6%	+5
Juvenile Miscellaneous	4	▲	-33.3%	-2
New to Workload Study	2	▲	+100.0%	+1

* Compared to same time period as previous year
 6/13/2024 1:46:41PM

** Case Type Categories are defined in the 2017 Virginia Judicial Workload Assessment
 Source: SCV-SQL-Information

CPSS - JCMS CASELOAD STATISTICS OF THE JUVENILE & DOMESTIC RELATIONS DISTRICT COURTS
 January 2024 thru May 2024 Dispositions (Compared to January 2023 thru May 2023)

Caroline

District: 15 FIPS: 033

Other	74	▲	+39.6%	+21
Protective Orders	65	▼	-24.4%	-21
Support	214	▼	+29.7%	+49
Traffic	15	▼	-44.4%	-12
GRAND TOTAL	1,011	▲	12.1%	+109

2024 Overall GRAND TOTAL		Distribution of Caseload		Change*		Percentage (%) of Caseload		
225	-9 -3.8%	Adult	144 64%	30.9% ▲	+34	Adult	2023 47.0%	2024 64.0%
2024		Juvenile	81 36%	-34.7% ▼	-43	Juvenile	53.0%	36.0%
2023		GRAND TOTAL	225 100%	-3.8% ▼	-9	GRAND TOTAL	100%	100%

Dispositions by Division & Code

Division	Case Type Description	Code	Summary	Change	% Change	Absolute Change
Adult	Other	OT	38	▲	+171.4%	+24
	Misdemeanor	CM	32	▲	+68.4%	+13
	Civil Support	VS	30	↔		-
	Felony	CF	15	▼	-6.3%	-1
	Show Cause	SC	14	▲		-
	Family Abuse - Protective Order	FP	7	▼	-41.7%	-5
	Capias	CA	5	▲	+66.7%	+2
	Motion - Protective Order	MP	3	▲	+50.0%	+1
	Total		144	▲	30.9%	+34
Juvenile	Custody Visitation	CV	35	▼	-32.7%	-17
	Misdemeanor	DM	20	▼	-44.4%	-16
	Traffic	T	10	▼	-50.0%	-10
	Felony	DF	8	▲	+700.0%	+7
	Status	ST	3	↔		-
	Abuse and Neglect	AN	1	▲	-	+1
	Foster Care Review	FC	1	▲	-	+1
	Mental Commitment	MC	1	▼	-50.0%	-1
	Permanency Planning	PH	1	▼	-66.7%	-2
	Show Cause	SC	1	▲	-	+1
	Child In Need of Services	CS	0	▼	-100.0%	-1
	Motion - Protective Order	MP	0	▼	-100.0%	-1
	Paternity	PT	0	▼	-100.0%	-2
	Terminate Parental Rights	TP	0	▼	-100.0%	-2
	Voluntary Continuing Services and Support Agreem	VA	0	▼	-100.0%	-1
	Total		81	▼	-34.7%	-43
GRAND TOTAL			225	▼	-3.8%	-9

Dispositions by Major Case Category**

Category	Summary	Change	% Change	Absolute Change
Adult Criminal	58	▲	+23.4%	+11
Child Dependency	3	▲	-50.0%	-3
Child in Need of Services/Supervision	0	▼	-100.0%	-1
Custody and Visitation	35	▼	-35.2%	-19
Delinquency	29	▲	-21.6%	-8
Juvenile Miscellaneous	3	↔		0
Other	39	▲	+143.8%	+23
Protective Orders	10	▼	-33.3%	-5
Support	38	↔	+8.6%	+3
Traffic	10	▼	-50.0%	-10
GRAND TOTAL		225	▼	-3.8%

* Compared to same time period as previous year
 6/13/2024 1:46:41PM

** Case Type Categories are defined in the 2017 Virginia Judicial Workload Assessment
 Source: SCV-SQL-Information

2024 Overall GRAND TOTAL		Distribution of Caseload		Change*		Percentage (%) of Caseload		
886	-58 -6.1%	Adult	409 46%	-6.6% ▼	-29	Adult	46.4%	46.2%
2024		Juvenile	477 54%	-5.7% ▼	-29	Juvenile	53.6%	53.8%
2023		GRAND TOTAL	886 100%	-6.1% ▼	-58	GRAND TOTAL	100%	100%

Dispositions by Division & Code

Division	Case Type Description	Code	Summary	Change	% Change	Absolute Change	
Adult	Other	OT	95	▲	+55.7%	+34	
	Misdemeanor	CM	91	▼	-11.7%	-12	
	Civil Support	VS	76	▼	-22.4%	-22	
	Show Cause	SC	54	▼	-30.8%	-24	
	Family Abuse - Protective Order	FP	33	▲	+26.9%	+7	
	Felony	CF	23	▲	+21.1%	+4	
	Capias	CA	16	▼	-52.9%	-18	
	Motion - Protective Order	MP	6	▼	-14.3%	-1	
	Non-Family Abuse Protective Order	AP	6	▼	-25.0%	-2	
	Violation of Protective Order	PV	5	▲	+150.0%	+3	
	Remand Support	RS	4	▲	+300.0%	+3	
	Restricted License for Non-Support	SL	0	▼	-100.0%	-1	
		Total		409	▼	-6.6%	-29
Juvenile	Custody Visitation	CV	211	▼	-30.6%	-93	
	Misdemeanor	DM	58	▲	+38.1%	+16	
	Traffic	T	37	▲	+23.3%	+7	
	Felony	DF	27	▲	+285.7%	+20	
	Foster Care Review	FC	21	▲	+162.5%	+13	
	Abuse and Neglect	AN	20	▲	+300.0%	+15	
	Mental Commitment	MC	14	▼	-33.3%	-7	
	Initial Foster Care	IF	12	▲	+300.0%	+9	
	Paternity	PT	12	▼	-36.8%	-7	
	Permanency Planning	PH	12	▲	+20.0%	+2	
	Terminate Parental Rights	TP	11	▲	+83.3%	+5	
	Status	ST	8	▲	+300.0%	+6	
	Remand Custody	RC	5	↔		-	
	Remand Visitation	RV	5	↔		-	
	Emergency Custody Order	EC	4	▼	-33.3%	-2	
	Show Cause	SC	4	↔	+33.3%	+1	
	Relief of Custody	CR	3	▲	-	+3	
	Child In Need of Services	CS	2	▼	-60.0%	-3	
	Motion - Protective Order	MP	2	▲	-	+2	
	Temporary Detention Order	TD	2	▼	-66.7%	-4	
	Truancy	TR	2	▼	-50.0%	-2	
	Capias	CA	1	↔		-	
	Civil Violation	CI	1	▼	-50.0%	-1	
	Entrustment	ET	1	↔		-	
	Family Abuse - Protective Order	FP	1	▲	-	+1	
	Non-Family Abuse Protective Order	AP	1	▼	-75.0%	-3	
	Child at Risk	RI	0	▼	-100.0%	-1	
	Other	OT	0	▼	-100.0%	-3	
	Qualified Residential Treatment	QR	0	▼	-100.0%	-2	
	Voluntary Continuing Services and Support Agreen	VA	0	▼	-100.0%	-1	
		Total		477	▼	-5.7%	-29
	GRAND TOTAL			886	▼	-6.1%	-58

* Compared to same time period as previous year
 6/13/2024 1:46:41PM


** Case Type Categories are defined in the 2017 Virginia Judicial Workload Assessment
 Source: SCV-SQL-Information

Dispositions by Major Case Category**

Category	Summary	Change	% Change	Absolute Change
Adult Criminal	169	▲	-16.3%	-33
Child Dependency	80	▲	+116.2%	+43
Child in Need of Services/Supervision	4	▼	-60.0%	-6
Custody and Visitation	223	▼	-31.0%	-100
Delinquency	90	▲	+73.1%	+38
Juvenile Miscellaneous	8	▲	+300.0%	+6
New to Workload Study	1	▼	-50.0%	-1
Other	129	▲	+19.4%	+21
Protective Orders	49	▲	+8.9%	+4
Support	96	▼	-27.8%	-37
Traffic	37	▲	+23.3%	+7
GRAND TOTAL	886	▼	-6.1%	-58

* Compared to same time period as previous year
 6/13/2024 1:46:41PM

** Case Type Categories are defined in the 2017 Virginia Judicial Workload Assessment
 Source: SCV-SQL-Information

2024 Overall GRAND TOTAL		Distribution of Caseload			Change*		Percentage (%) of Caseload		
1,634	-146 -8.2%	Adult	806	49%	-11.2% ▼	-102	Adult	51.0%	49.3%
2024 		Juvenile	828	51%	-5.0% ▼	-44	Juvenile	49.0%	50.7%
2023		GRAND TOTAL	1,634	100%	-8.2% ▼	-146	GRAND TOTAL	100%	100%

Dispositions by Division & Code

Division	Case Type Description	Code	Summary	Change	% Change	Absolute Change
Adult	Civil Support	VS	184	▲	+2.8%	+5
	Misdemeanor	CM	162	▼	-6.4%	-11
	Show Cause	SC	134	▲	-4.3%	-6
	Other	OT	121	▲	-20.4%	-31
	Family Abuse - Protective Order	FP	84	▼	-4.5%	-4
	Capias	CA	63	▼	-17.1%	-13
	Felony	CF	39	▼	-38.1%	-24
	Non-Family Abuse Protective Order	AP	10	↔		-
	Motion - Protective Order	MP	5	▼	-66.7%	-10
	Violation of Protective Order	PV	4	▼	-50.0%	-4
	Remand Support	RS	0	▼	-100.0%	-4
	Total		806	▼	-11.2%	-102
Juvenile	Custody Visitation	CV	525	▼	-12.1%	-72
	Traffic	T	80	▲	+60.0%	+30
	Misdemeanor	DM	69	▲	+21.1%	+12
	Foster Care Review	FC	31	▲	+121.4%	+17
	Felony	DF	27	▲	+42.1%	+8
	Permanency Planning	PH	13	▼	-31.6%	-6
	Child In Need of Services	CS	12	▲	+33.3%	+3
	Show Cause	SC	12	▼	-66.7%	-24
	Paternity	PT	8	▼	-20.0%	-2
	Abuse and Neglect	AN	7	▲	+133.3%	+4
	Initial Foster Care	IF	7	▲	+16.7%	+1
	Non-Family Abuse Protective Order	AP	7	▼	-58.8%	-10
	Status	ST	6	▲	+50.0%	+2
	Voluntary Continuing Services and Support Agree	VA	6	▲	+500.0%	+5
	Capias	CA	5	▼	-37.5%	-3
	Terminate Parental Rights	TP	4	▲	-	+4
	Other	OT	2	↔		-
	Emancipation	EP	1	▲	-	+1
	Family Abuse - Protective Order	FP	1	↔		-
	Motion - Protective Order	MP	1	▲	-	+1
	Relief of Custody	CR	1	↔		-
	Special Immigrant Juvenile Status	SI	1	▲	-	+1
	Temporary Detention Order	TD	1	▼	-50.0%	-1
	Truancy	TR	1	▼	-87.5%	-7
	Qualified Residential Treatment	QR	0	▼	-100.0%	-2
	Remand Custody	RC	0	▼	-100.0%	-3
	Remand Visitation	RV	0	▼	-100.0%	-3
		Total		828	▼	-5.0%
GRAND TOTAL			1,634	▼	-8.2%	-146

Dispositions by Major Case Category**

Category	Summary	Change	% Change	Absolute Change
Adult Criminal	298	▼	-21.0%	-79
Child Dependency	69	▲	+50.0%	+23
Child in Need of Services/Supervision	13	▼	-50.0%	-13
Custody and Visitation	533	▼	-12.2%	-74
Delinquency	113	▼	+1.8%	+2

* Compared to same time period as previous year
 6/13/2024 1:46:41PM

** Case Type Categories are defined in the 2017 Virginia Judicial Workload Assessment
 Source: SCV-SQL-Information

CPSS - JCMS CASELOAD STATISTICS OF THE JUVENILE & DOMESTIC RELATIONS DISTRICT COURTS
 January 2024 thru May 2024 Dispositions (Compared to January 2023 thru May 2023)

Juvenile Miscellaneous	7	▲	+75.0%	+3
New to Workload Study	1	▲	-	+1
Other	124	▼	-25.3%	-42
Protective Orders	108	▲	-17.6%	-23
Support	288	▲	+9.9%	+26
Traffic	80	▲	+60.0%	+30
GRAND TOTAL	1,634	▼	-8.2%	-146

2024 Overall GRAND TOTAL		Distribution of Caseload		Change*		Percentage (%) of Caseload			
602 +29 5.1% 		Adult	283	47%	6.8% ▲	+18	Adult	46.2%	47.0%
		Juvenile	319	53%	3.6% ▲	+11	Juvenile	53.8%	53.0%
		GRAND TOTAL	602	100%	5.1% ▲	+29	GRAND TOTAL	100%	100%

Dispositions by Division & Code

Division	Case Type Description	Code	Summary	Change	% Change	Absolute Change	
Adult	Civil Support	VS	73	▼	-18.0%	-16	
	Show Cause	SC	44	▲	+10.0%	+4	
	Other	OT	42	▲	+7.7%	+3	
	Misdemeanor	CM	41	▼	-19.6%	-10	
	Felony	CF	29	▲	+222.2%	+20	
	Family Abuse - Protective Order	FP	23	▲	+9.5%	+2	
	Capias	CA	14	▲	+75.0%	+6	
	Motion - Protective Order	MP	9	▲	+125.0%	+5	
	Remand Support	RS	4	▲	+33.3%	+1	
	Non-Family Abuse Protective Order	AP	3	▲	-	+3	
	Violation of Protective Order	PV	1	↔	-	-	
	Total		283	▲	6.8%	+18	
Juvenile	Custody Visitation	CV	197	▲	+7.1%	+13	
	Misdemeanor	DM	35	▲	+84.2%	+16	
	Felony	DF	18	▲	+200.0%	+12	
	Traffic	T	13	▼	-48.0%	-12	
	Abuse and Neglect	AN	11	▲	+175.0%	+7	
	Permanency Planning	PH	7	▲	+250.0%	+5	
	Civil Violation	CI	5	▼	-28.6%	-2	
	Paternity	PT	5	▼	-70.6%	-12	
	Remand Custody	RC	5	▼	-16.7%	-1	
	Remand Visitation	RV	5	▼	-16.7%	-1	
	Truancy	TR	4	▲	+100.0%	+2	
	Child In Need of Services	CS	3	▲	+200.0%	+2	
	Initial Foster Care	IF	3	▲	+50.0%	+1	
	Foster Care Review	FC	2	▼	-33.3%	-1	
	Capias	CA	1	▲	-	+1	
	Non-Family Abuse Protective Order	AP	1	▼	-83.3%	-5	
	Special Immigrant Juvenile Status	SI	1	▲	-	+1	
	Status	ST	1	▼	-50.0%	-1	
	Terminate Parental Rights	TP	1	↔	-	-	
	Voluntary Continuing Services and Support Agree	VA	1	↔	-	-	
	Motion - Protective Order	MP	0	▼	-100.0%	-1	
	Other	OT	0	▼	-100.0%	-6	
	Relief of Custody	CR	0	▼	-100.0%	-1	
	Show Cause	SC	0	▼	-100.0%	-1	
	Temporary Detention Order	TD	0	▼	-100.0%	-5	
		Total		319	▲	3.6%	+11
	GRAND TOTAL			602	▲	5.1%	+29

Dispositions by Major Case Category**

Category	Summary	Change	% Change	Absolute Change
Adult Criminal	117	▲	+15.8%	+16
Child Dependency	25	▲	+78.6%	+11
Child in Need of Services/Supervision	7	▲	+133.3%	+4
Custody and Visitation	202	▼	+0.5%	+1
Delinquency	54	▲	+107.7%	+28
Juvenile Miscellaneous	1	▼	-50.0%	-1

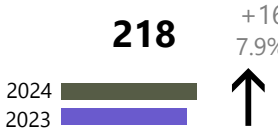
* Compared to same time period as previous year
 6/13/2024 1:46:41PM

** Case Type Categories are defined in the 2017 Virginia Judicial Workload Assessment
 Source: SCV-SQL-Information

CPSS - JCMS CASELOAD STATISTICS OF THE JUVENILE & DOMESTIC RELATIONS DISTRICT COURTS
 January 2024 thru May 2024 Dispositions (Compared to January 2023 thru May 2023)

King George
 District: 15 FIPS: 099

New to Workload Study	6	▲	-14.3%	-1
Other	56	▼	-13.8%	-9
Protective Orders	36	▲	+12.5%	+4
Support	85	▲	-12.4%	-12
Traffic	13	▼	-48.0%	-12
GRAND TOTAL	602	▲	5.1%	+29

2024 Overall GRAND TOTAL		Distribution of Caseload		Change*		Percentage (%) of Caseload			
218 	+16	Adult	135	62%	17.4% ▲	+20	Adult	56.9%	61.9%
	7.9%	Juvenile	83	38%	-4.6% ▼	-4	Juvenile	43.1%	38.1%
GRAND TOTAL		GRAND TOTAL	218	100%	7.9% ▲	+16	GRAND TOTAL	100%	100%

Dispositions by Division & Code

Division	Case Type Description	Code	Summary	Change	% Change	Absolute Change
Adult	Show Cause	SC	35	▲	+84.2%	+16
	Civil Support	VS	30	▲	+36.4%	+8
	Other	OT	26	▲	+73.3%	+11
	Capias	CA	17	▲	+240.0%	+12
	Misdemeanor	CM	13	▼	-53.6%	-15
	Family Abuse - Protective Order	FP	6	▼	-33.3%	-3
	Motion - Protective Order	MP	3	▲	+200.0%	+2
	Felony	CF	2	▼	-86.7%	-13
	Non-Family Abuse Protective Order	AP	2	▲	+100.0%	+1
	Criminal Support	CS	1	▲	-	+1
Total			135	▲	17.4%	+20
Juvenile	Custody Visitation	CV	54	▼	-5.3%	-3
	Misdemeanor	DM	13	▲	+85.7%	+6
	Truancy	TR	5	▲	+150.0%	+3
	Child In Need of Services	CS	2	▼	-50.0%	-2
	Remand Custody	RC	2	▲	-	+2
	Remand Visitation	RV	2	▲	-	+2
	Traffic	T	2	▼	-83.3%	-10
	Foster Care Review	FC	1	↔	-	-
	Non-Family Abuse Protective Order	AP	1	▲	-	+1
	Paternity	PT	1	▼	-50.0%	-1
	Temporary Detention Order	TD	0	▼	-100.0%	-1
	Voluntary Continuing Services and Support Agreem	VA	0	▼	-100.0%	-1
	Total			83	▼	-4.6%
GRAND TOTAL			218	▲	7.9%	+16

Dispositions by Major Case Category**

Category	Summary	Change	% Change	Absolute Change	
Adult Criminal	49	▲	-16.9%	-10	
Child Dependency	1	▼	-50.0%	-1	
Child in Need of Services/Supervision	7	▲	+16.7%	+1	
Custody and Visitation	55	▼	-6.8%	-4	
Delinquency	13	▲	+85.7%	+6	
Other	30	▲	+87.5%	+14	
Protective Orders	12	▲	+9.1%	+1	
Support	49	▲	+63.3%	+19	
Traffic	2	▼	-83.3%	-10	
GRAND TOTAL		218	▲	7.9%	+16

2024 Overall GRAND TOTAL		Distribution of Caseload		Change*		Percentage (%) of Caseload			
243	+14 6.1%	Adult	142	58%	12.7% ▲	+16	Adult	55.0%	58.4%
2024		Juvenile	101	42%	-1.9% ▼	-2	Juvenile	45.0%	41.6%
2023		GRAND TOTAL	243	100%	6.1% ▲	+14	GRAND TOTAL	100%	100%

Dispositions by Division & Code

Division	Case Type Description	Code	Summary	Change	% Change	Absolute Change
Adult	Misdemeanor	CM	48	▲	+84.6%	+22
	Civil Support	VS	23	▲	+21.1%	+4
	Other	OT	23	↔		-
	Show Cause	SC	18	▼	-33.3%	-9
	Family Abuse - Protective Order	FP	13	▲	+160.0%	+8
	Felony	CF	8	↔		-
	Capias	CA	6	▼	-33.3%	-3
	Motion - Protective Order	MP	1	▼	-66.7%	-2
	Non-Family Abuse Protective Order	AP	1	▲	-	+1
	Violation of Protective Order	PV	1	▼	-66.7%	-2
	Remand Support	RS	0	▼	-100.0%	-1
	Violation Family Abuse Protective Order	PS	0	▼	-100.0%	-2
		Total		142	▲	12.7%
Juvenile	Custody Visitation	CV	66	▲	+10.0%	+6
	Misdemeanor	DM	10	▲	+100.0%	+5
	Traffic	T	6	▼	-25.0%	-2
	Child In Need of Services	CS	4	▼	-60.0%	-6
	Truancy	TR	4	▼	-42.9%	-3
	Show Cause	SC	3	▼	-50.0%	-3
	Foster Care Review	FC	2	▲	-	+2
	Paternity	PT	2	▼	-50.0%	-2
	Felony	DF	1	↔		-
	Non-Family Abuse Protective Order	AP	1	▲	-	+1
	Status	ST	1	↔		-
	Temporary Detention Order	TD	1	▲	-	+1
	Remand Custody	RC	0	▼	-100.0%	-1
		Total		101	▼	-1.9%
GRAND TOTAL			243	▲	6.1%	+14

Dispositions by Major Case Category**

Category	Summary	Change	% Change	Absolute Change
Adult Criminal	72	▼	+18.0%	+11
Child Dependency	2	▲	-	+2
Child in Need of Services/Supervision	8	▼	-57.9%	-11
Custody and Visitation	68	▼	+6.3%	+4
Delinquency	14	▲	+40.0%	+4
Juvenile Miscellaneous	1	↔		0
Other	24	▲	-4.0%	-1
Protective Orders	16	▲	+100.0%	+8
Support	32	▼	-3.0%	-1
Traffic	6	▼	-25.0%	-2
GRAND TOTAL	243	▲	6.1%	+14




2024 Overall GRAND TOTAL		Distribution of Caseload		Change*		Percentage (%) of Caseload			
107	-50 -31.8%	Adult	58	54%	-34.1%	-30	Adult	56.1%	54.2%
2024		Juvenile	49	46%	-29.0%	-20	Juvenile	43.9%	45.8%
2023		GRAND TOTAL	107	100%	-31.8%	-50	GRAND TOTAL	100%	100%

Dispositions by Division & Code

Division	Case Type Description	Code	Summary	Change	% Change	Absolute Change
Adult	Misdemeanor	CM	13	▼	-51.9%	-14
	Other	OT	11	▼	-35.3%	-6
	Show Cause	SC	10	▲	+11.1%	+1
	Civil Support	VS	9	▼	-66.7%	-18
	Capias	CA	5	▲	+150.0%	+3
	Family Abuse - Protective Order	FP	5	▲	+66.7%	+2
	Felony	CF	4	▲	+300.0%	+3
	Restricted License for Non-Support	SL	1	▲	-	+1
	Motion - Protective Order	MP	0	▼	-100.0%	-1
	Violation Family Abuse Protective Order	PS	0	▼	-100.0%	-1
	Total			58	▼	-34.1%
Juvenile	Custody Visitation	CV	29	▼	-27.5%	-11
	Misdemeanor	DM	7	▼	-36.4%	-4
	Traffic	T	4	▼	-33.3%	-2
	Child In Need of Services	CS	3	▲	+200.0%	+2
	Show Cause	SC	2	▲	-	+2
	Truancy	TR	2	▲	+100.0%	+1
	Abuse and Neglect	AN	1	▲	-	+1
	Status	ST	1	↔	-	-
	Felony	DF	0	▼	-100.0%	-6
	Paternity	PT	0	▼	-100.0%	-3
Total			49	▼	-29.0%	-20
GRAND TOTAL			107	▼	-31.8%	-50

Dispositions by Major Case Category**

Category	Summary	Change	% Change	Absolute Change
Adult Criminal	27	▲	-18.2%	-6
Child Dependency	1	▲	-	+1
Child in Need of Services/Supervision	6	▲	+200.0%	+4
Custody and Visitation	29	▼	-32.6%	-14
Delinquency	8	▲	-52.9%	-9
Juvenile Miscellaneous	1	↔	-	0
Other	11	▼	-35.3%	-6
Protective Orders	5	▼	+25.0%	+1
Support	15	▲	-55.9%	-19
Traffic	4	▼	-33.3%	-2
GRAND TOTAL	107	▼	-31.8%	-50

2024 Overall GRAND TOTAL		Distribution of Caseload			Change*		Percentage (%) of Caseload		
3,483	-61 -1.7%	Adult	1,736	50%	2.6% ▲	+44	Adult	47.7%	49.8%
2024 		Juvenile	1,747	50%	-5.7% ▼	-105	Juvenile	52.3%	50.2%
2023 		GRAND TOTAL	3,483	100%	-1.7% ▼	-61	GRAND TOTAL	100%	100%

Dispositions by Division & Code

Division	Case Type Description	Code	Summary	Change	% Change	Absolute Change	
Adult	Civil Support	VS	379	▼	-1.0%	-4	
	Show Cause	SC	329	▼	-6.5%	-23	
	Misdemeanor	CM	286	▼	-4.0%	-12	
	Other	OT	266	▲	+3.1%	+8	
	Felony	CF	155	▲	+29.2%	+35	
	Family Abuse - Protective Order	FP	144	▲	+24.1%	+28	
	Capias	CA	76	▼	+2.7%	+2	
	Motion - Protective Order	MP	43	▲	+53.6%	+15	
	Remand Support	RS	40	▲	+37.9%	+11	
	Non-Family Abuse Protective Order	AP	11	▲	+57.1%	+4	
	Criminal Support	CS	3	▼	-40.0%	-2	
	Violation of Protective Order	PV	3	▼	-83.3%	-15	
	Restricted License for Non-Support	SL	1	▼	-50.0%	-1	
	Violation Family Abuse Protective Order	PS	0	▼	-100.0%	-2	
Total			1,736	▲	2.6%	+44	
Juvenile	Custody Visitation	CV	1,119	▼	-14.6%	-191	
	Misdemeanor	DM	164	▲	+36.7%	+44	
	Remand Custody	RC	53	▲	+55.9%	+19	
	Remand Visitation	RV	52	▲	+57.6%	+19	
	Felony	DF	51	▲	+27.5%	+11	
	Paternity	PT	45	▼	-2.2%	-1	
	Traffic	T	45	▲	+15.4%	+6	
	Show Cause	SC	32	▲	+77.8%	+14	
	Foster Care Review	FC	23	▼	-30.3%	-10	
	Truancy	TR	22	▲	+83.3%	+10	
	Abuse and Neglect	AN	20	▲	+5.3%	+1	
	Permanency Planning	PH	20	▲	+81.8%	+9	
	Status	ST	19	▲	+171.4%	+12	
	Voluntary Continuing Services and Support Agreem	VA	16	▲	+45.5%	+5	
	Non-Family Abuse Protective Order	AP	13	▼	-60.6%	-20	
	Child In Need of Services	CS	9	▼	-30.8%	-4	
	Other	OT	9	▲	+28.6%	+2	
	Terminate Parental Rights	TP	8	▼	-38.5%	-5	
	Child at Risk	RI	5	▼	-70.6%	-12	
	Initial Foster Care	IF	5	▼	-28.6%	-2	
	Temporary Detention Order	TD	5	▼	-54.5%	-6	
	Relief of Custody	CR	4	↔		-	
	Special Immigrant Juvenile Status	SI	3	▲	+50.0%	+1	
	Capias	CA	2	▲	-	+2	
	Motion - Protective Order	MP	2	▼	-33.3%	-1	
	Emergency Custody Order	EC	1	▼	-75.0%	-3	
	Emancipation	EP	0	▼	-100.0%	-1	
	Family Abuse - Protective Order	FP	0	▼	-100.0%	-1	
	Qualified Residential Treatment	QR	0	▼	-100.0%	-3	
	Total			1,747	▼	-5.7%	-105
	GRAND TOTAL			3,483	▼	-1.7%	-61

* Compared to same time period as previous year
 6/13/2024 1:46:41PM

** Case Type Categories are defined in the 2017 Virginia Judicial Workload Assessment
 Source: SCV-SQL-Information

Dispositions by Major Case Category**

Category	Summary	Change	% Change	Absolute Change
Adult Criminal	643	▼	-1.8%	-12
Child Dependency	101	▼	-14.4%	-17
Child in Need of Services/Supervision	32	▲	+28.0%	+7
Custody and Visitation	1,164	▼	-14.2%	-192
Delinquency	248	▲	+39.3%	+70
Juvenile Miscellaneous	19	▲	+137.5%	+11
New to Workload Study	3	▲	+50.0%	+1
Other	426	▲	+13.3%	+50
Protective Orders	213	▼	+13.3%	+25
Support	589	▼	-1.7%	-10
Traffic	45	▲	+15.4%	+6
GRAND TOTAL	3,483	▼	-1.7%	-61

* Compared to same time period as previous year
 6/13/2024 1:46:41PM

** Case Type Categories are defined in the 2017 Virginia Judicial Workload Assessment
 Source: SCV-SQL-Information

2024 Overall GRAND TOTAL		Distribution of Caseload			Change*		Percentage (%) of Caseload		
3,821 +134 3.6% 	2024 2023	Adult	1,966	51%	4.1% ▲	+78	Adult	51.2%	51.5%
		Juvenile	1,855	49%	3.1% ▲	+56	Juvenile	48.8%	48.5%
GRAND TOTAL		3,821	100%	3.6% ▲	+134	GRAND TOTAL	100%	100%	

Dispositions by Division & Code

Division	Case Type Description	Code	Summary	Change	% Change	Absolute Change
Adult	Misdemeanor	CM	428	▼	-9.1%	-43
	Civil Support	VS	398	▲	+8.2%	+30
	Other	OT	391	▼	+23.0%	+73
	Show Cause	SC	287	▲	+5.9%	+16
	Felony	CF	164	▲	+10.1%	+15
	Capias	CA	148	▼	-3.9%	-6
	Family Abuse - Protective Order	FP	110	▼	-10.6%	-13
	Non-Family Abuse Protective Order	AP	14	▲	+250.0%	+10
	Remand Support	RS	12	▲	+50.0%	+4
	Motion - Protective Order	MP	6	▼	-40.0%	-4
	Violation of Protective Order	PV	3	▼	-70.0%	-7
	Emergency Custody Order	EC	2	▲	-	+2
	Criminal Support	CS	1	▲	-	+1
	Restricted License for Non-Support	SL	1	↔	-	-
Violation Family Abuse Protective Order	PS	1	↔	-	-	
Total			1,966	▲	4.1%	+78
Juvenile	Custody Visitation	CV	1,002	▼	-8.6%	-94
	Paternity	PT	220	▲	+14.0%	+27
	Misdemeanor	DM	199	▲	+15.7%	+27
	Felony	DF	87	▲	+17.6%	+13
	Traffic	T	84	▲	+18.3%	+13
	Special Immigrant Juvenile Status	SI	32	▲	+300.0%	+24
	Status	ST	31	▲	+14.8%	+4
	Permanency Planning	PH	27	▲	+170.0%	+17
	Foster Care Review	FC	25	▲	+78.6%	+11
	Civil Violation	CI	20	▲	+300.0%	+15
	Other	OT	20	▲	+66.7%	+8
	Show Cause	SC	18	▲	+100.0%	+9
	Capias	CA	10	▼	-16.7%	-2
	Initial Foster Care	IF	10	▲	+100.0%	+5
	Non-Family Abuse Protective Order	AP	10	▲	+150.0%	+6
	Temporary Detention Order	TD	10	↔	-	-
	Truancy	TR	10	▲	-	+10
	Abuse and Neglect	AN	8	▼	-61.9%	-13
	Terminate Parental Rights	TP	7	▲	+250.0%	+5
	Emergency Custody Order	EC	6	▼	-33.3%	-3
	Remand Custody	RC	6	▼	-53.8%	-7
	Remand Visitation	RV	6	▼	-53.8%	-7
	Child In Need of Services	CS	5	▼	-58.3%	-7
	Motion - Protective Order	MP	1	▲	-	+1
	Relief of Custody	CR	1	▲	-	+1
	Emancipation	EP	0	▼	-100.0%	-1
	Entrustment	ET	0	▼	-100.0%	-1
	Family Abuse - Protective Order	FP	0	▼	-100.0%	-1
	Qualified Residential Treatment	QR	0	▼	-100.0%	-3
	Violation Family Abuse Protective Order	PS	0	▼	-100.0%	-1
	Total			1,855	▲	3.1%
GRAND TOTAL			3,821	▲	3.6%	+134

* Compared to same time period as previous year
 6/13/2024 1:46:41PM

** Case Type Categories are defined in the 2017 Virginia Judicial Workload Assessment
 Source: SCV-SQL-Information

Dispositions by Major Case Category**

Category	Summary	Change	% Change	Absolute Change
Adult Criminal	951	▼	-3.2%	-31
Child Dependency	78	▲	+39.3%	+22
Child in Need of Services/Supervision	18	▲	+50.0%	+6
Custody and Visitation	1,222	▲	-5.2%	-67
Delinquency	311	▼	+16.0%	+43
Juvenile Miscellaneous	31	▲	+10.7%	+3
New to Workload Study	52	▲	+300.0%	+39
Other	453	▲	+18.3%	+70
Protective Orders	141	▲	-0.7%	-1
Support	480	▲	+8.4%	+37
Traffic	84	▲	+18.3%	+13
GRAND TOTAL	3,821	▲	3.6%	+134

* Compared to same time period as previous year
 6/13/2024 1:46:41PM

** Case Type Categories are defined in the 2017 Virginia Judicial Workload Assessment
 Source: SCV-SQL-Information

2024 Overall GRAND TOTAL		Distribution of Caseload		Change*		Percentage (%) of Caseload		
580	-100 -14.7%	Adult	284 49%	-12.9% ▼	-42	Adult	47.9%	49.0%
2024		Juvenile	296 51%	-16.4% ▼	-58	Juvenile	52.1%	51.0%
2023		GRAND TOTAL	580 100%	-14.7% ▼	-100	GRAND TOTAL	100%	100%

Dispositions by Division & Code

Division	Case Type Description	Code	Summary	Change	% Change	Absolute Change
Adult	Other	OT	67	▲	+26.4%	+14
	Civil Support	VS	60	▼	-4.8%	-3
	Show Cause	SC	49	▼	-26.9%	-18
	Misdemeanor	CM	47	▼	-35.6%	-26
	Family Abuse - Protective Order	FP	24	▼	-25.0%	-8
	Felony	CF	19	▲	+58.3%	+7
	Capias	CA	9	▼	-10.0%	-1
	Motion - Protective Order	MP	4	▼	-50.0%	-4
	Remand Support	RS	3	▲	+200.0%	+2
	Non-Family Abuse Protective Order	AP	2	▼	-60.0%	-3
	Violation of Protective Order	PV	0	▼	-100.0%	-2
	Total		284	▼	-12.9%	-42
Juvenile	Custody Visitation	CV	198	▼	-20.5%	-51
	Misdemeanor	DM	24	▲	+41.2%	+7
	Child In Need of Services	CS	10	▲	+233.3%	+7
	Traffic	T	10	▼	-9.1%	-1
	Remand Custody	RC	8	▲	-	+8
	Remand Visitation	RV	8	▲	-	+8
	Truancy	TR	8	▲	+14.3%	+1
	Child at Risk	RI	7	▲	-	+7
	Paternity	PT	6	▼	-50.0%	-6
	Show Cause	SC	4	▼	-86.7%	-26
	Foster Care Review	FC	3	▼	-40.0%	-2
	Non-Family Abuse Protective Order	AP	2	▲	+100.0%	+1
	Other	OT	2	↔	-	-
	Abuse and Neglect	AN	1	▲	-	+1
	Emergency Custody Order	EC	1	↔	-	-
	Initial Foster Care	IF	1	▼	-50.0%	-1
	Permanency Planning	PH	1	▼	-80.0%	-4
	Temporary Detention Order	TD	1	▼	-75.0%	-3
	Voluntary Continuing Services and Support Agree	VA	1	▼	-50.0%	-1
	Felony	DF	0	▼	-100.0%	-2
	Terminate Parental Rights	TP	0	▼	-100.0%	-1
	Total		296	▼	-16.4%	-58
GRAND TOTAL			580	▼	-14.7%	-100

Dispositions by Major Case Category**

Category	Summary	Change	% Change	Absolute Change
Adult Criminal	109	▼	-24.8%	-36
Child Dependency	14	▲	-6.7%	-1
Child in Need of Services/Supervision	18	▲	+80.0%	+8
Custody and Visitation	204	▼	-21.8%	-57
Delinquency	28	▼	-42.9%	-21
Other	90	▲	+47.5%	+29
Protective Orders	32	▼	-30.4%	-14
Support	75	▼	-8.5%	-7
Traffic	10	▼	-9.1%	-1

* Compared to same time period as previous year
 6/13/2024 1:46:41PM

** Case Type Categories are defined in the 2017 Virginia Judicial Workload Assessment
 Source: SCV-SQL-Information

GRAND TOTAL

580



-14.7%

-100

2024 Overall GRAND TOTAL		Distribution of Caseload		Change*		Percentage (%) of Caseload			
1,375	-154 -10.1%	Adult	719	52%	-3.2% ▼	-24	Adult	48.6%	52.3%
2024		Juvenile	656	48%	-16.5% ▼	-130	Juvenile	51.4%	47.7%
2023		GRAND TOTAL	1,375	100%	-10.1% ▼	-154	GRAND TOTAL	100%	100%

Dispositions by Division & Code

Division	Case Type Description	Code	Summary	Change	% Change	Absolute Change	
Adult	Show Cause	SC	166	▼	-4.6%	-8	
	Misdemeanor	CM	158	▲	+3.3%	+5	
	Other	OT	125	▲	+35.9%	+33	
	Civil Support	VS	102	▲	+1.0%	+1	
	Family Abuse - Protective Order	FP	54	▲	+92.9%	+26	
	Capias	CA	37	▼	-27.5%	-14	
	Felony	CF	28	▼	-54.1%	-33	
	Non-Family Abuse Protective Order	AP	25	▼	-39.0%	-16	
	Motion - Protective Order	MP	14	▼	-17.6%	-3	
	Violation of Protective Order	PV	8	▼	-57.9%	-11	
	Remand Support	RS	1	▼	-80.0%	-4	
	Violation Family Abuse Protective Order	PS	1	▲	-	+1	
	Restricted License for Non-Support	SL	0	▼	-100.0%	-1	
	Total		719	▼	-3.2%	-24	
Juvenile	Custody Visitation	CV	325	▼	-27.0%	-120	
	Traffic	T	63	▲	+14.5%	+8	
	Misdemeanor	DM	45	↔	-	-	
	Abuse and Neglect	AN	26	▼	-38.1%	-16	
	Foster Care Review	FC	24	▲	+20.0%	+4	
	Permanency Planning	PH	24	▼	-20.0%	-6	
	Initial Foster Care	IF	20	▲	+100.0%	+10	
	Special Immigrant Juvenile Status	SI	19	▲	+5.6%	+1	
	Motion - Protective Order	MP	17	▲	+88.9%	+8	
	Felony	DF	14	▼	-65.9%	-27	
	Paternity	PT	14	▲	+100.0%	+7	
	Child In Need of Services	CS	8	↔	-	-	
	Non-Family Abuse Protective Order	AP	8	▲	+300.0%	+6	
	Truancy	TR	8	▲	+33.3%	+2	
	Status	ST	7	▼	-22.2%	-2	
	Temporary Detention Order	TD	7	▼	-41.7%	-5	
	Terminate Parental Rights	TP	7	▼	-41.7%	-5	
	Family Abuse - Protective Order	FP	4	▲	+300.0%	+3	
	Other	OT	4	▲	+100.0%	+2	
	Remand Custody	RC	3	▲	-	+3	
	Remand Visitation	RV	3	▲	-	+3	
	Relief of Custody	CR	2	▲	-	+2	
	Civil Violation	CI	1	▼	-50.0%	-1	
	Emergency Custody Order	EC	1	▼	-80.0%	-4	
	Show Cause	SC	1	↔	-	-	
	Voluntary Continuing Services and Support Agree	VA	1	▼	-66.7%	-2	
	Qualified Residential Treatment	QR	0	▼	-100.0%	-1	
		Total		656	▼	-16.5%	-130
	GRAND TOTAL			1,375	▼	-10.1%	-154

Dispositions by Major Case Category**

Category	Summary	Change	% Change	Absolute Change
Adult Criminal	340	▲	-9.3%	-35
Child Dependency	104	▲	-11.9%	-14
Child in Need of Services/Supervision	16	▲	+14.3%	+2

CPSS - JCMS CASELOAD STATISTICS OF THE JUVENILE & DOMESTIC RELATIONS DISTRICT COURTS
 January 2024 thru May 2024 Dispositions (Compared to January 2023 thru May 2023)

Custody and Visitation	339	▲	-25.0%	-113
Delinquency	60	▼	-31.0%	-27
Juvenile Miscellaneous	7	▼	-22.2%	-2
New to Workload Study	20	▼		0
Other	144	▲	+24.1%	+28
Protective Orders	122	▲	+24.5%	+24
Support	160	▼	-13.5%	-25
Traffic	63	▲	+14.5%	+8
GRAND TOTAL	1,375	▼	-10.1%	-154

2024 Overall GRAND TOTAL		Distribution of Caseload		Change*		Percentage (%) of Caseload		
740	-108 -12.7%	Adult	476 64%	-12.7% ▼	-69	Adult	2023 64.3%	2024 64.3%
2024		Juvenile	264 36%	-12.9% ▼	-39	Juvenile	35.7%	35.7%
2023		GRAND TOTAL	740 100%	-12.7% ▼	-108	GRAND TOTAL	100%	100%

Dispositions by Division & Code

Division	Case Type Description	Code	Summary	Change	% Change	Absolute Change
Adult	Misdemeanor	CM	114	▼	-7.3%	-9
	Show Cause	SC	107	▼	-13.7%	-17
	Other	OT	82	▼	-31.1%	-37
	Civil Support	VS	61	▲	+35.6%	+16
	Capias	CA	57	▼	+7.5%	+4
	Family Abuse - Protective Order	FP	23	▼	-30.3%	-10
	Felony	CF	15	▼	-28.6%	-6
	Violation of Protective Order	PV	9	↔		-
	Motion - Protective Order	MP	4	▼	-60.0%	-6
	Non-Family Abuse Protective Order	AP	3	▼	-25.0%	-1
	Remand Support	RS	1	▼	-50.0%	-1
	Restricted License for Non-Support	SL	0	▼	-100.0%	-2
	Total			476	▼	-12.7%
Juvenile	Custody Visitation	CV	89	▼	-20.5%	-23
	Misdemeanor	DM	46	↔		-
	Abuse and Neglect	AN	25	▲	+78.6%	+11
	Felony	DF	21	↔		-
	Initial Foster Care	IF	20	▲	+1,900.0%	+19
	Traffic	T	16	▼	-11.1%	-2
	Foster Care Review	FC	11	▼	-21.4%	-3
	Permanency Planning	PH	9	▼	-47.1%	-8
	Paternity	PT	6	▲	+200.0%	+4
	Special Immigrant Juvenile Status	SI	4	↔		-
	Child In Need of Services	CS	3	▲	+50.0%	+1
	Show Cause	SC	3	▼	-40.0%	-2
	Family Abuse - Protective Order	FP	2	▲	-	+2
	Terminate Parental Rights	TP	2	↔		-
	Voluntary Continuing Services and Support Agree	VA	2	↔		-
	Motion - Protective Order	MP	1	▼	-50.0%	-1
	Non-Family Abuse Protective Order	AP	1	▼	-88.9%	-8
	Other	OT	1	▲	-85.7%	-6
	Status	ST	1	▼	-87.5%	-7
	Temporary Detention Order	TD	1	▼	-88.9%	-8
	Emergency Custody Order	EC	0	▼	-100.0%	-7
Truancy	TR	0	▼	-100.0%	-1	
Total			264	▼	-12.9%	-39
GRAND TOTAL			740	▼	-12.7%	-108

Dispositions by Major Case Category**

Category	Summary	Change	% Change	Absolute Change
Adult Criminal	243	▼	-2.8%	-7
Child Dependency	69	▲	+38.0%	+19
Child in Need of Services/Supervision	3	▼		0
Custody and Visitation	95	▲	-16.7%	-19
Delinquency	70	▼	-2.8%	-2
Juvenile Miscellaneous	2	▲	-75.0%	-6
New to Workload Study	4	↔		0
Other	84	▼	-41.7%	-60

* Compared to same time period as previous year
 6/13/2024 1:46:41PM

** Case Type Categories are defined in the 2017 Virginia Judicial Workload Assessment
 Source: SCV-SQL-Information

Protective Orders	34	▲	-41.4%	-24
Support	120	▼	-5.5%	-7
Traffic	16	▼	-11.1%	-2
GRAND TOTAL	740	▼	-12.7%	-108

2024 Overall GRAND TOTAL		Distribution of Caseload			Change*		Percentage (%) of Caseload		
1,507 -26 -1.7% 		Adult	805	53%	-6.6% ▼	-57	Adult	56.2%	53.4%
		Juvenile	702	47%	4.6% ▲	+31	Juvenile	43.8%	46.6%
		GRAND TOTAL	1,507	100%	-1.7% ▼	-26	GRAND TOTAL	100%	100%

Dispositions by Division & Code

Division	Case Type Description	Code	Summary	Change	% Change	Absolute Change	
Adult	Show Cause	SC	206	▲	-23.4%	-63	
	Misdemeanor	CM	159	▼	-1.9%	-3	
	Civil Support	VS	147	▼	-0.7%	-1	
	Capias	CA	95	▲	+63.8%	+37	
	Other	OT	79	▼	-3.7%	-3	
	Family Abuse - Protective Order	FP	43	▼	-4.4%	-2	
	Felony	CF	35	▼	-43.5%	-27	
	Motion - Protective Order	MP	19	▲	+90.0%	+9	
	Remand Support	RS	9	▲	+28.6%	+2	
	Restricted License for Non-Support	SL	5	▲	+25.0%	+1	
	Violation of Protective Order	PV	5	▼	-16.7%	-1	
	Non-Family Abuse Protective Order	AP	3	▼	-57.1%	-4	
	Violation Family Abuse Protective Order	PS	0	▼	-100.0%	-2	
	Total		805	▼	-6.6%	-57	
Juvenile	Custody Visitation	CV	428	▲	+7.3%	+29	
	Misdemeanor	DM	78	▲	+14.7%	+10	
	Traffic	T	40	▼	-7.0%	-3	
	Special Immigrant Juvenile Status	SI	26	▲	+188.9%	+17	
	Felony	DF	21	▲	+61.5%	+8	
	Child In Need of Services	CS	16	▲	+14.3%	+2	
	Remand Custody	RC	11	▲	+37.5%	+3	
	Remand Visitation	RV	11	▲	+37.5%	+3	
	Show Cause	SC	10	▲	+150.0%	+6	
	Permanency Planning	PH	9	▲	+50.0%	+3	
	Temporary Detention Order	TD	7	▲	+16.7%	+1	
	Civil Violation	CI	6	▲	+100.0%	+3	
	Paternity	PT	5	▼	-61.5%	-8	
	Abuse and Neglect	AN	4	▲	+33.3%	+1	
	Motion - Protective Order	MP	4	▼	-33.3%	-2	
	Non-Family Abuse Protective Order	AP	4	▼	-71.4%	-10	
	Status	ST	4	▼	-33.3%	-2	
	Truancy	TR	4	▲	+100.0%	+2	
	Foster Care Review	FC	2	▼	-80.0%	-8	
	Initial Foster Care	IF	2	▼	-33.3%	-1	
	Terminate Parental Rights	TP	2	↔		-	
	Capias	CA	1	↔		-	
	Child at Risk	RI	1	▼	-88.9%	-8	
	Emancipation	EP	1	▲	-	+1	
	Emergency Custody Order	EC	1	▼	-50.0%	-1	
	Entrustment	ET	1	▲	-	+1	
	Family Abuse - Protective Order	FP	1	↔		-	
	Relief of Custody	CR	1	▼	-75.0%	-3	
	Voluntary Continuing Services and Support Agreen	VA	1	▼	-75.0%	-3	
	Other	OT	0	▼	-100.0%	-8	
	Violation of Protective Order	PV	0	▼	-100.0%	-2	
		Total		702	▲	4.6%	+31
		GRAND TOTAL		1,507	▼	-1.7%	-26

Dispositions by Major Case Category**

Category	Summary	Change	% Change	Absolute Change
Adult Criminal	406	▼	-17.6%	-87
Child Dependency	23	▲	-43.9%	-18
Child in Need of Services/Supervision	27	▲	+42.1%	+8
Custody and Visitation	433	▼	+5.1%	+21
Delinquency	103	▲	+21.2%	+18
Juvenile Miscellaneous	5	▲	-16.7%	-1
New to Workload Study	32	▲	+166.7%	+20
Other	118	▼	-2.5%	-3
Protective Orders	74	▼	-10.8%	-9
Support	246	▲	+12.8%	+28
Traffic	40	▼	-7.0%	-3
GRAND TOTAL	1,507	▼	-1.7%	-26

* Compared to same time period as previous year
 6/13/2024 1:46:41PM

** Case Type Categories are defined in the 2017 Virginia Judicial Workload Assessment
 Source: SCV-SQL-Information

2024 Overall GRAND TOTAL		Distribution of Caseload		Change*		Percentage (%) of Caseload			
551	+103 23.0%	Adult	278	50%	36.3% ▲	+74	Adult	45.5%	50.5%
2024		Juvenile	273	50%	11.9% ▲	+29	Juvenile	54.5%	49.5%
2023		GRAND TOTAL	551	100%	23.0% ▲	+103	GRAND TOTAL	100%	100%

Dispositions by Division & Code

Division	Case Type Description	Code	Summary	Change	% Change	Absolute Change
Adult	Show Cause	SC	53	▲	+17.8%	+8
	Other	OT	51	▲	+82.1%	+23
	Felony	CF	43	▲	+975.0%	+39
	Civil Support	VS	41	▼	-8.9%	-4
	Misdemeanor	CM	29	▲	+20.8%	+5
	Family Abuse - Protective Order	FP	21	▲	+10.5%	+2
	Remand Support	RS	16	▲	+45.5%	+5
	Capias	CA	12	▲	+100.0%	+6
	Motion - Protective Order	MP	7	▼	-12.5%	-1
	Non-Family Abuse Protective Order	AP	4	▼	-55.6%	-5
	Violation of Protective Order	PV	1	▼	-66.7%	-2
	Protective Order	PC	0	▼	-100.0%	-2
		Total		278	▲	36.3%
Juvenile	Custody Visitation	CV	148	▼	-5.7%	-9
	Misdemeanor	DM	21	▲	+75.0%	+9
	Permanency Planning	PH	14	▲	+250.0%	+10
	Remand Custody	RC	13	▲	+8.3%	+1
	Remand Visitation	RV	13	▲	+85.7%	+6
	Foster Care Review	FC	10	▲	+11.1%	+1
	Felony	DF	9	▲	+800.0%	+8
	Traffic	T	9	▼	-35.7%	-5
	Abuse and Neglect	AN	7	▼	-22.2%	-2
	Truancy	TR	7	▲	-	+7
	Initial Foster Care	IF	5	▲	+150.0%	+3
	Non-Family Abuse Protective Order	AP	4	▼	-33.3%	-2
	Child In Need of Services	CS	3	▲	+50.0%	+1
	Other	OT	3	▲	-	+3
	Temporary Detention Order	TD	3	▲	+50.0%	+1
	Voluntary Continuing Services and Support Agreem	VA	3	▲	+200.0%	+2
	Show Cause	SC	1	↔	-	-
	Capias	CA	0	▼	-100.0%	-1
	Emergency Custody Order	EC	0	▼	-100.0%	-1
	Paternity	PT	0	▼	-100.0%	-1
	Terminate Parental Rights	TP	0	▼	-100.0%	-2
	Total		273	▲	11.9%	+29
GRAND TOTAL			551	▲	23.0%	+103

Dispositions by Major Case Category**

Category	Summary	Change	% Change	Absolute Change
Adult Criminal	126	▲	+85.3%	+58
Child Dependency	39	▲	+44.4%	+12
Child in Need of Services/Supervision	10	▲	+400.0%	+8
Custody and Visitation	148	▼	-6.3%	-10
Delinquency	31	▲	+106.7%	+16
Other	99	▲	+62.3%	+38
Protective Orders	36	▼	-14.3%	-6
Support	53	▼	-13.1%	-8
Traffic	9	▼	-35.7%	-5

* Compared to same time period as previous year
 6/13/2024 1:46:41PM

** Case Type Categories are defined in the 2017 Virginia Judicial Workload Assessment
 Source: SCV-SQL-Information

GRAND TOTAL

551



23.0%

+103

2024 Overall GRAND TOTAL		Distribution of Caseload		Change*		Percentage (%) of Caseload			
294 	+4 1.4%	Adult	135	46%	13.4% ▲	+16	Adult	41.0%	45.9%
		Juvenile	159	54%	-7.0% ▼	-12	Juvenile	59.0%	54.1%
		GRAND TOTAL	294	100%	1.4% ▲	+4	GRAND TOTAL	100%	100%

Dispositions by Division & Code

Division	Case Type Description	Code	Summary	Change	% Change	Absolute Change
Adult	Misdemeanor	CM	33	▲	+17.9%	+5
	Other	OT	32	▲	+45.5%	+10
	Show Cause	SC	21	▲	-	-
	Felony	CF	14	▲	+180.0%	+9
	Capias	CA	11	▲	+266.7%	+8
	Family Abuse - Protective Order	FP	11	▲	+57.1%	+4
	Civil Support	VS	10	▼	-56.5%	-13
	Violation of Protective Order	PV	2	▲	-	+2
	Remand Support	RS	1	▼	-80.0%	-4
	Violation Family Abuse Protective Order	PS	0	▼	-100.0%	-5
	Total		135	▲	13.4%	+16
Juvenile	Custody Visitation	CV	67	▼	-11.8%	-9
	Misdemeanor	DM	36	▼	-2.7%	-1
	Traffic	T	23	▼	-4.2%	-1
	Felony	DF	5	▲	+400.0%	+4
	Permanency Planning	PH	5	▲	+150.0%	+3
	Emergency Custody Order	EC	3	▲	-	+3
	Status	ST	3	▼	-25.0%	-1
	Capias	CA	2	▲	-	+2
	Motion - Protective Order	MP	2	▲	-	+2
	Non-Family Abuse Protective Order	AP	2	▲	-	+2
	Remand Custody	RC	2	▼	-71.4%	-5
	Remand Visitation	RV	2	▼	-66.7%	-4
	Voluntary Continuing Services and Support Agreem	VA	2	▲	-	+2
	Abuse and Neglect	AN	1	▼	-66.7%	-2
	Child In Need of Services	CS	1	▼	-80.0%	-4
	Initial Foster Care	IF	1	▼	-75.0%	-3
	Other	OT	1	▲	-	+1
	Special Immigrant Juvenile Status	SI	1	▲	-	+1
	Family Abuse - Protective Order	FP	0	▼	-100.0%	-1
	Temporary Detention Order	TD	0	▼	-100.0%	-1
	Total		159	▼	-7.0%	-12
	GRAND TOTAL		294	▲	1.4%	+4

Dispositions by Major Case Category**

Category	Summary	Change	% Change	Absolute Change
Adult Criminal	70	▲	+25.0%	+14
Child Dependency	9	▲	-	0
Child in Need of Services/Supervision	1	▼	-80.0%	-4
Custody and Visitation	68	▲	-10.5%	-8
Delinquency	42	▲	+10.5%	+4
Juvenile Miscellaneous	3	▼	-25.0%	-1
New to Workload Study	1	▲	-	+1
Other	41	▲	-	0
Protective Orders	15	▲	+87.5%	+7
Support	21	▲	-27.6%	-8
Traffic	23	▼	-4.2%	-1

* Compared to same time period as previous year
 6/13/2024 1:46:41PM

** Case Type Categories are defined in the 2017 Virginia Judicial Workload Assessment
 Source: SCV-SQL-Information

GRAND TOTAL

294

▲

1.4%

+4

2024 Overall GRAND TOTAL		Distribution of Caseload		Change*		Percentage (%) of Caseload		
486	-80 -14.1%	Adult	216 44%	-26.8% ▼	-79	Adult	52.1%	44.4%
2024		Juvenile	270 56%	-0.4% ▼	-1	Juvenile	47.9%	55.6%
2023		GRAND TOTAL	486 100%	-14.1% ▼	-80	GRAND TOTAL	100%	100%

Dispositions by Division & Code

Division	Case Type Description	Code	Summary	Change	% Change	Absolute Change
Adult	Show Cause	SC	44	▲	+41.9%	+13
	Civil Support	VS	43	▼	-12.2%	-6
	Misdemeanor	CM	42	▼	-46.8%	-37
	Other	OT	32	▲	-13.5%	-5
	Family Abuse - Protective Order	FP	24	▲	+20.0%	+4
	Capias	CA	14	▲	+55.6%	+5
	Felony	CF	9	▲	+28.6%	+2
	Non-Family Abuse Protective Order	AP	5	▲	+150.0%	+3
	Motion - Protective Order	MP	2	▼	-80.0%	-8
	Violation of Protective Order	PV	1	▼	-98.0%	-50
	Total		216	▼	-26.8%	-79
Juvenile	Custody Visitation	CV	166	▲	+9.2%	+14
	Traffic	T	23	▲	+35.3%	+6
	Misdemeanor	DM	15	▼	-46.4%	-13
	Non-Family Abuse Protective Order	AP	10	▲	-	+10
	Child In Need of Services	CS	8	▲	+100.0%	+4
	Foster Care Review	FC	8	↔	-	-
	Permanency Planning	PH	7	▼	-61.1%	-11
	Abuse and Neglect	AN	5	↔	-	-
	Felony	DF	4	▼	-33.3%	-2
	Status	ST	4	▲	-	+4
	Terminate Parental Rights	TP	4	▼	-73.3%	-11
	Paternity	PT	3	↔	-	-
	Show Cause	SC	3	▲	-	+3
	Special Immigrant Juvenile Status	SI	3	▲	+50.0%	+1
	Initial Foster Care	IF	2	▼	-33.3%	-1
	Voluntary Continuing Services and Support Agree	VA	2	↔	-	-
	Emergency Custody Order	EC	1	↔	-	-
	Entrustment	ET	1	▲	-	+1
	Temporary Detention Order	TD	1	▼	-66.7%	-2
	Motion - Protective Order	MP	0	▼	-100.0%	-2
Qualified Residential Treatment	QR	0	▼	-100.0%	-1	
Truancy	TR	0	▼	-100.0%	-1	
	Total		270	▼	-0.4%	-1
GRAND TOTAL			486	▼	-14.1%	-80

Dispositions by Major Case Category**

Category	Summary	Change	% Change	Absolute Change
Adult Criminal	90	▼	-45.1%	-74
Child Dependency	29	▲	-44.2%	-23
Child in Need of Services/Supervision	8	↔	+60.0%	+3
Custody and Visitation	169	▲	+9.0%	+14
Delinquency	22	▲	-35.3%	-12
Juvenile Miscellaneous	4	▲	-	+4
New to Workload Study	3	▲	+50.0%	+1
Other	34	▲	-17.1%	-7
Protective Orders	41	▲	+20.6%	+7
Support	63	▲	+1.6%	+1

* Compared to same time period as previous year
 6/13/2024 1:46:41PM

** Case Type Categories are defined in the 2017 Virginia Judicial Workload Assessment
 Source: SCV-SQL-Information

CPSS - JCMS CASELOAD STATISTICS OF THE JUVENILE & DOMESTIC RELATIONS DISTRICT COURTS
January 2024 thru May 2024 Dispositions (Compared to January 2023 thru May 2023)

Greene

District: 16 FIPS: 079

Traffic		23	▲	+35.3%	+6
	GRAND TOTAL	486	▼	-14.1%	-80

2024 Overall GRAND TOTAL		Distribution of Caseload		Change*		Percentage (%) of Caseload			
997 	+65 7.0% 	Adult	539	54%	5.7% ▲	+29	Adult	54.7%	54.1%
		Juvenile	458	46%	8.5% ▲	+36	Juvenile	45.3%	45.9%
GRAND TOTAL		997	100%	7.0% ▲	+65	GRAND TOTAL	100%	100%	

Dispositions by Division & Code

Division	Case Type Description	Code	Summary	Change	% Change	Absolute Change	
Adult	Misdemeanor	CM	144	▲	+46.9%	+46	
	Other	OT	95	▼	+3.3%	+3	
	Show Cause	SC	88	▲	+12.8%	+10	
	Civil Support	VS	72	▼	-13.3%	-11	
	Felony	CF	51	▼	-42.7%	-38	
	Capias	CA	29	▲	+16.0%	+4	
	Family Abuse - Protective Order	FP	28	▲	+33.3%	+7	
	Violation of Protective Order	PV	14	▲	+100.0%	+7	
	Motion - Protective Order	MP	9	▲	+125.0%	+5	
	Remand Support	RS	3	▼	-70.0%	-7	
	Restricted License for Non-Support	SL	3	▲	-	+3	
	Non-Family Abuse Protective Order	AP	2	↔	-	-	
	Bond Forfeiture	BF	1	▲	-	+1	
	Criminal Support	CS	0	▼	-100.0%	-1	
Total			539	▲	5.7%	+29	
Juvenile	Custody Visitation	CV	290	▼	-10.2%	-33	
	Traffic	T	51	▲	+325.0%	+39	
	Misdemeanor	DM	30	▲	+42.9%	+9	
	Child In Need of Services	CS	11	▲	+266.7%	+8	
	Permanency Planning	PH	11	▲	+175.0%	+7	
	Paternity	PT	9	▲	+350.0%	+7	
	Abuse and Neglect	AN	5	▼	-37.5%	-3	
	Felony	DF	5	▼	-28.6%	-2	
	Foster Care Review	FC	5	↔	-	-	
	Remand Custody	RC	5	▼	-54.5%	-6	
	Remand Visitation	RV	5	▼	-54.5%	-6	
	Capias	CA	4	▲	+300.0%	+3	
	Civil Violation	CI	4	↔	-	-	
	Truancy	TR	4	▲	-	+4	
	Non-Family Abuse Protective Order	AP	3	▲	-	+3	
	Terminate Parental Rights	TP	3	▲	-	+3	
	Voluntary Continuing Services and Support Agree	VA	3	↔	-	-	
	Entrustment	ET	2	▲	-	+2	
	Initial Foster Care	IF	2	▼	-50.0%	-2	
	Motion - Protective Order	MP	2	▲	+100.0%	+1	
	Emergency Custody Order	EC	1	▲	-	+1	
	Show Cause	SC	1	↔	-	-	
	Status	ST	1	▲	-	+1	
	Temporary Detention Order	TD	1	↔	-	-	
	Total			458	▲	8.5%	+36
	GRAND TOTAL			997	▲	7.0%	+65

Dispositions by Major Case Category**

Category	Summary	Change	% Change	Absolute Change
Adult Criminal	277	▲	+9.5%	+24
Child Dependency	31	▲	+29.2%	+7
Child in Need of Services/Supervision	15	▲	+400.0%	+12
Custody and Visitation	299	▲	-8.0%	-26
Delinquency	40	▲	+33.3%	+10

* Compared to same time period as previous year
 6/13/2024 1:46:41PM

** Case Type Categories are defined in the 2017 Virginia Judicial Workload Assessment
 Source: SCV-SQL-Information

CPSS - JCMS CASELOAD STATISTICS OF THE JUVENILE & DOMESTIC RELATIONS DISTRICT COURTS
 January 2024 thru May 2024 Dispositions (Compared to January 2023 thru May 2023)

Juvenile Miscellaneous	1	▲	-	+1
New to Workload Study	4	↔		0
Other	110	▲	-12.0%	-15
Protective Orders	44	▲	+57.1%	+16
Support	125	▲	-2.3%	-3
Traffic	51	▲	+325.0%	+39
GRAND TOTAL	997	▲	7.0%	+65

2024 Overall GRAND TOTAL		Distribution of Caseload		Change*		Percentage (%) of Caseload			
347 +78 29.0% 		Adult	150	43%	23.0% ▲	+28	Adult	45.4%	43.2%
		Juvenile	197	57%	34.0% ▲	+50	Juvenile	54.6%	56.8%
		GRAND TOTAL	347	100%	29.0% ▲	+78	GRAND TOTAL	100%	100%

Dispositions by Division & Code

Division	Case Type Description	Code	Summary	Change	% Change	Absolute Change
Adult	Show Cause	SC	35	▲	+25.0%	+7
	Misdemeanor	CM	34	▲	+61.9%	+13
	Civil Support	VS	24	▼	-7.7%	-2
	Family Abuse - Protective Order	FP	16	▲	+45.5%	+5
	Other	OT	15	▼	-16.7%	-3
	Felony	CF	9	▲	+200.0%	+6
	Capias	CA	7	▲	+16.7%	+1
	Motion - Protective Order	MP	4	↔		-
	Non-Family Abuse Protective Order	AP	3	↔		-
	Violation of Protective Order	PV	3	▲	+50.0%	+1
	Total		150	▲	23.0%	+28
Juvenile	Custody Visitation	CV	119	▲	+29.3%	+27
	Permanency Planning	PH	17	▲	+240.0%	+12
	Misdemeanor	DM	14	▲	+55.6%	+5
	Abuse and Neglect	AN	8	▼	-38.5%	-5
	Initial Foster Care	IF	8	▲	+60.0%	+3
	Terminate Parental Rights	TP	8	▲	+300.0%	+6
	Traffic	T	5	▼	-16.7%	-1
	Civil Violation	CI	4	▲	-	+4
	Child In Need of Services	CS	3	▲	+200.0%	+2
	Felony	DF	3	▼	-25.0%	-1
	Entrustment	ET	2	▲	-	+2
	Foster Care Review	FC	2	▼	-33.3%	-1
	Non-Family Abuse Protective Order	AP	2	▲	-	+2
	Status	ST	2	▼	-60.0%	-3
	Paternity	PT	0	▼	-100.0%	-1
	Truancy	TR	0	▼	-100.0%	-1
		Total		197	▲	34.0%
GRAND TOTAL			347	▲	29.0%	+78

Dispositions by Major Case Category**

Category	Summary	Change	% Change	Absolute Change	
Adult Criminal	67	▲	+34.0%	+17	
Child Dependency	45	▲	+60.7%	+17	
Child in Need of Services/Supervision	3	▲	+50.0%	+1	
Custody and Visitation	119	▼	+28.0%	+26	
Delinquency	17	▲	+30.8%	+4	
Juvenile Miscellaneous	2	▼	-60.0%	-3	
New to Workload Study	4	▲	-	+4	
Other	15	▼	-16.7%	-3	
Protective Orders	25	▲	+38.9%	+7	
Support	45	▲	+25.0%	+9	
Traffic	5	▼	-16.7%	-1	
GRAND TOTAL		347	▲	29.0%	+78

* Compared to same time period as previous year
 6/13/2024 1:46:41PM

** Case Type Categories are defined in the 2017 Virginia Judicial Workload Assessment
 Source: SCV-SQL-Information

2024 Overall GRAND TOTAL		Distribution of Caseload		Change*		Percentage (%) of Caseload		
1,005	+30 3.1%	Adult	505 50%	6.1% ▲	+29	Adult	2023 48.8%	2024 50.2%
2024	↑	Juvenile	500 50%	0.2% ▲	+1	Juvenile	51.2%	49.8%
2023		GRAND TOTAL	1,005 100%	3.1% ▲	+30	GRAND TOTAL	100%	100%

Dispositions by Division & Code

Division	Case Type Description	Code	Summary	Change	% Change	Absolute Change	
Adult	Show Cause	SC	136	▲	+13.3%	+16	
	Civil Support	VS	100	▲	+1.0%	+1	
	Misdemeanor	CM	83	▲	+9.2%	+7	
	Other	OT	65	▼	-8.5%	-6	
	Family Abuse - Protective Order	FP	42	▲	+27.3%	+9	
	Capias	CA	31	▼	-22.5%	-9	
	Felony	CF	27	▲	+17.4%	+4	
	Motion - Protective Order	MP	8	▲	+33.3%	+2	
	Remand Support	RS	6	▲	+100.0%	+3	
	Non-Family Abuse Protective Order	AP	4	▲	+100.0%	+2	
	Violation of Protective Order	PV	2	↔		-	
	Bond Forfeiture	BF	1	▲	-	+1	
	Protective Order	PC	0	▼	-100.0%	-1	
		Total		505	▲	6.1%	+29
Juvenile	Custody Visitation	CV	323	▼	-3.3%	-11	
	Misdemeanor	DM	28	▼	-15.2%	-5	
	Felony	DF	22	▲	+120.0%	+12	
	Permanency Planning	PH	14	▼	-30.0%	-6	
	Child In Need of Services	CS	13	▲	+85.7%	+6	
	Status	ST	11	▲	+57.1%	+4	
	Terminate Parental Rights	TP	10	▲	+400.0%	+8	
	Traffic	T	10	▼	-9.1%	-1	
	Foster Care Review	FC	9	▲	+12.5%	+1	
	Remand Visitation	RV	8	▲	+14.3%	+1	
	Civil Violation	CI	7	▲	+16.7%	+1	
	Remand Custody	RC	7	▲	+16.7%	+1	
	Voluntary Continuing Services and Support Agree	VA	6	▲	+500.0%	+5	
	Initial Foster Care	IF	5	▲	+150.0%	+3	
	Other	OT	5	▲	+150.0%	+3	
	Non-Family Abuse Protective Order	AP	4	▼	-20.0%	-1	
	Paternity	PT	4	▼	-42.9%	-3	
	Truancy	TR	4	▼	-55.6%	-5	
	Abuse and Neglect	AN	3	▼	-50.0%	-3	
	Special Immigrant Juvenile Status	SI	2	▲	-	+2	
	Temporary Detention Order	TD	2	▼	-77.8%	-7	
	Emancipation	EP	1	▲	-	+1	
	Emergency Custody Order	EC	1	↔		-	
	Family Abuse - Protective Order	FP	1	▲	-	+1	
	Qualified Residential Treatment	QR	0	▼	-100.0%	-6	
		Total		500	▲	0.2%	+1
	GRAND TOTAL			1,005	▲	3.1%	+30

Dispositions by Major Case Category**

Category	Summary	Change	% Change	Absolute Change
Adult Criminal	237	▲	+8.2%	+18
Child Dependency	47	▲	+4.4%	+2
Child in Need of Services/Supervision	17	▲	+6.3%	+1
Custody and Visitation	327	▼	-4.1%	-14
Delinquency	50	▲	+16.3%	+7

* Compared to same time period as previous year
 6/13/2024 1:46:41PM

** Case Type Categories are defined in the 2017 Virginia Judicial Workload Assessment
 Source: SCV-SQL-Information

CPSS - JCMS CASELOAD STATISTICS OF THE JUVENILE & DOMESTIC RELATIONS DISTRICT COURTS
 January 2024 thru May 2024 Dispositions (Compared to January 2023 thru May 2023)

Orange

District: 16 FIPS: 137

Juvenile Miscellaneous	12	▲	+71.4%	+5
New to Workload Study	9	▲	+50.0%	+3
Other	94	▲	-5.1%	-5
Protective Orders	59	▲	+28.3%	+13
Support	143	▼	+0.7%	+1
Traffic	10	▼	-9.1%	-1
GRAND TOTAL	1,005	▲	3.1%	+30

2024 Overall GRAND TOTAL		Distribution of Caseload			Change*		Percentage (%) of Caseload		
2,049 	+208	Adult	931	45%	7.3% ▲	+63	Adult	47.1%	45.4%
	11.3%	Juvenile	1,118	55%	14.9% ▲	+145	Juvenile	52.9%	54.6%
		GRAND TOTAL	2,049	100%	11.3% ▲	+208	GRAND TOTAL	100%	100%

Dispositions by Division & Code

Division	Case Type Description	Code	Summary	Change	% Change	Absolute Change	
Adult	Misdemeanor	CM	243	▲	+27.9%	+53	
	Civil Support	VS	173	▲	+0.6%	+1	
	Show Cause	SC	147	▲	+30.1%	+34	
	Other	OT	114	▼	-21.9%	-32	
	Capias	CA	101	▲	+23.2%	+19	
	Felony	CF	84	▲	+2.4%	+2	
	Family Abuse - Protective Order	FP	57	▼	-21.9%	-16	
	Motion - Protective Order	MP	6	▲	+200.0%	+4	
	Non-Family Abuse Protective Order	AP	4	↔	-	-	
	Restricted License for Non-Support	SL	1	▼	-66.7%	-2	
	Violation of Protective Order	PV	1	▲	-	+1	
	Violation Family Abuse Protective Order	PS	0	▼	-100.0%	-1	
Total			931	▲	7.3%	+63	
Juvenile	Custody Visitation	CV	366	▲	+1.4%	+5	
	Misdemeanor	DM	154	▲	+73.0%	+65	
	Felony	DF	122	▲	+281.3%	+90	
	Civil Violation	CI	106	▲	+130.4%	+60	
	Status	ST	67	▼	-60.1%	-101	
	Show Cause	SC	55	▼	+10.0%	+5	
	Traffic	T	34	▼	-32.0%	-16	
	Truancy	TR	34	▲	+100.0%	+17	
	Abuse and Neglect	AN	31	▼	-50.8%	-32	
	Permanency Planning	PH	31	▲	+181.8%	+20	
	Child In Need of Services	CS	23	▼	-11.5%	-3	
	Non-Family Abuse Protective Order	AP	23	▲	+109.1%	+12	
	Paternity	PT	13	▼	-23.5%	-4	
	Terminate Parental Rights	TP	13	▲	+333.3%	+10	
	Foster Care Review	FC	12	▲	+50.0%	+4	
	Initial Foster Care	IF	7	▲	+16.7%	+1	
	Capias	CA	6	▲	+20.0%	+1	
	Special Immigrant Juvenile Status	SI	6	▲	-	+6	
	Entrustment	ET	4	▲	-	+4	
	Voluntary Continuing Services and Support Agreem	VA	3	▲	-	+3	
	Motion - Protective Order	MP	2	▲	-	+2	
	Emergency Custody Order	EC	1	▼	-50.0%	-1	
	Family Abuse - Protective Order	FP	1	▲	-	+1	
	Mental Commitment	MC	1	▲	-	+1	
	Relief of Custody	CR	1	▲	-	+1	
	Remand Custody	RC	1	▲	-	+1	
	Temporary Detention Order	TD	1	▼	-83.3%	-5	
	Other	OT	0	▼	-100.0%	-1	
	Qualified Residential Treatment	QR	0	▼	-100.0%	-1	
	Total			1,118	▲	14.9%	+145
	GRAND TOTAL			2,049	▲	11.3%	+208

Dispositions by Major Case Category**

Category	Summary	Change	% Change	Absolute Change
Adult Criminal	522	▲	+24.6%	+103
Child Dependency	102	▲	+10.9%	+10

* Compared to same time period as previous year
 6/13/2024 1:46:41PM

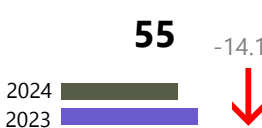
** Case Type Categories are defined in the 2017 Virginia Judicial Workload Assessment
 Source: SCV-SQL-Information

CPSS - JCMS CASELOAD STATISTICS OF THE JUVENILE & DOMESTIC RELATIONS DISTRICT COURTS
 January 2024 thru May 2024 Dispositions (Compared to January 2023 thru May 2023)

Arlington

District: 17 FIPS: 013

Child in Need of Services/Supervision	62	▲	+8.8%	+5
Custody and Visitation	379	▼	+0.3%	+1
Delinquency	332	▲	+104.9%	+170
Juvenile Miscellaneous	67	▼	-60.1%	-101
New to Workload Study	112	▲	+143.5%	+66
Other	118	▲	-23.9%	-37
Protective Orders	93	▲	+3.3%	+3
Support	228	▼	+1.8%	+4
Traffic	34	▼	-32.0%	-16
GRAND TOTAL	2,049	▲	11.3%	+208

2024 Overall GRAND TOTAL	Distribution of Caseload	Change*	Percentage (%) of Caseload																							
55 -14.1% 	<table border="1"> <tr> <td>Adult</td> <td>31</td> <td>56%</td> <td>0.0%</td> <td>0</td> </tr> <tr> <td>Juvenile</td> <td>24</td> <td>44%</td> <td>-27.3%</td> <td>-9</td> </tr> <tr> <td>GRAND TOTAL</td> <td>55</td> <td>100%</td> <td>-14.1%</td> <td>-9</td> </tr> </table>	Adult	31	56%	0.0%	0	Juvenile	24	44%	-27.3%	-9	GRAND TOTAL	55	100%	-14.1%	-9	<table border="1"> <tr> <td>Adult</td> <td>48.4%</td> <td>56.4%</td> </tr> <tr> <td>Juvenile</td> <td>51.6%</td> <td>43.6%</td> </tr> <tr> <td>GRAND TOTAL</td> <td>100%</td> <td>100%</td> </tr> </table>	Adult	48.4%	56.4%	Juvenile	51.6%	43.6%	GRAND TOTAL	100%	100%
Adult	31	56%	0.0%	0																						
Juvenile	24	44%	-27.3%	-9																						
GRAND TOTAL	55	100%	-14.1%	-9																						
Adult	48.4%	56.4%																								
Juvenile	51.6%	43.6%																								
GRAND TOTAL	100%	100%																								

Dispositions by Division & Code

Division	Case Type Description	Code	Summary	Change	% Change	Absolute Change
Adult	Felony	CF	8	▲	+100.0%	+4
	Other	OT	7	▼		-
	Misdemeanor	CM	5	↔		-
	Civil Support	VS	4	▼	-33.3%	-2
	Show Cause	SC	3	▲	-50.0%	-3
	Capias	CA	2	▼	-33.3%	-1
	Family Abuse - Protective Order	FP	2	▲	-	+2
	Total			31		0.0%
Juvenile	Misdemeanor	DM	9	▲	+50.0%	+3
	Traffic	T	5	▲	+25.0%	+1
	Custody Visitation	CV	4	▼	-55.6%	-5
	Felony	DF	2	▲	-	+2
	Abuse and Neglect	AN	1	↔		-
	Child In Need of Services	CS	1	↔		-
	Special Immigrant Juvenile Status	SI	1	▼	-50.0%	-1
	Status	ST	1	▼	-85.7%	-6
	Non-Family Abuse Protective Order	AP	0	▼	-100.0%	-1
	Permanency Planning	PH	0	▼	-100.0%	-1
	Truancy	TR	0	▼	-100.0%	-1
Total			24	▼	-27.3%	-9
GRAND TOTAL			55	▼	-14.1%	-9

Dispositions by Major Case Category**

Category	Summary	Change	% Change	Absolute Change
Adult Criminal	17	↔	-5.6%	-1
Child Dependency	1	▼	-50.0%	-1
Child in Need of Services/Supervision	1	▼	-50.0%	-1
Custody and Visitation	4	▼	-55.6%	-5
Delinquency	11	▲	+83.3%	+5
Juvenile Miscellaneous	1	▼	-85.7%	-6
New to Workload Study	1	▼	-50.0%	-1
Other	7	▼		0
Protective Orders	2	▲	+100.0%	+1
Support	5	▲	-16.7%	-1
Traffic	5	▲	+25.0%	+1
GRAND TOTAL	55	▼	-14.1%	-9

2024 Overall GRAND TOTAL		Distribution of Caseload			Change*		Percentage (%) of Caseload		
1,812	-157 -8.0%	Adult	949	52%	-2.8% ▼	-27	Adult	49.6%	52.4%
2024		Juvenile	863	48%	-13.1% ▼	-130	Juvenile	50.4%	47.6%
2023		GRAND TOTAL	1,812	100%	-8.0% ▼	-157	GRAND TOTAL	100%	100%

Dispositions by Division & Code

Division	Case Type Description	Code	Summary	Change	% Change	Absolute Change	
Adult	Misdemeanor	CM	249	▼	-4.6%	-12	
	Other	OT	218	▼	-11.4%	-28	
	Civil Support	VS	161	▼	-14.8%	-28	
	Family Abuse - Protective Order	FP	80	▲	+31.1%	+19	
	Felony	CF	79	▼	-7.1%	-6	
	Show Cause	SC	63	▼	-8.7%	-6	
	Capias	CA	61	▲	+52.5%	+21	
	Bond Forfeiture	BF	11	▲	-	+11	
	Protective Order	PC	11	↔	-	-	
	Motion - Protective Order	MP	7	▲	+40.0%	+2	
	Violation of Protective Order	PV	5	↔	-	-	
	Non-Family Abuse Protective Order	AP	4	▲	+100.0%	+2	
	Remand Support	RS	0	▼	-100.0%	-1	
	Restricted License for Non-Support	SL	0	▼	-100.0%	-1	
	Total		949	▼	-2.8%	-27	
Juvenile	Custody Visitation	CV	406	▼	-20.9%	-107	
	Misdemeanor	DM	111	▼	-16.5%	-22	
	Status	ST	86	▼	-18.1%	-19	
	Felony	DF	52	▲	+2.0%	+1	
	Motion - Protective Order	MP	24	▲	+700.0%	+21	
	Permanency Planning	PH	19	▼	-5.0%	-1	
	Traffic	T	19	▼	-26.9%	-7	
	Foster Care Review	FC	18	▼	-33.3%	-9	
	Initial Foster Care	IF	15	▲	+25.0%	+3	
	Other	OT	14	▲	+27.3%	+3	
	Special Immigrant Juvenile Status	SI	14	▲	-	+14	
	Abuse and Neglect	AN	13	▼	-43.5%	-10	
	Paternity	PT	13	▲	+8.3%	+1	
	Truancy	TR	11	▼	-8.3%	-1	
	Non-Family Abuse Protective Order	AP	9	▲	+50.0%	+3	
	Show Cause	SC	8	▲	+166.7%	+5	
	Temporary Detention Order	TD	7	▼	-12.5%	-1	
	Civil Violation	CI	6	▲	+20.0%	+1	
	Terminate Parental Rights	TP	4	▲	+33.3%	+1	
	Emergency Custody Order	EC	3	▼	-57.1%	-4	
	Relief of Custody	CR	3	▲	+50.0%	+1	
	Child In Need of Services	CS	2	▲	+100.0%	+1	
	Entrustment	ET	2	▼	-33.3%	-1	
	Family Abuse - Protective Order	FP	2	▲	-	+2	
	Voluntary Continuing Services and Support Agree	VA	2	↔	-	-	
	Protective Order	PC	0	▼	-100.0%	-2	
	Qualified Residential Treatment	QR	0	▼	-100.0%	-3	
		Total		863	▼	-13.1%	-130
		GRAND TOTAL		1,812	▼	-8.0%	-157

Dispositions by Major Case Category**

Category	Summary	Change	% Change	Absolute Change
Adult Criminal	448	▲	+3.2%	+14
Child Dependency	76	▼	-20.0%	-19

* Compared to same time period as previous year
 6/13/2024 1:46:41PM




** Case Type Categories are defined in the 2017 Virginia Judicial Workload Assessment
 Source: SCV-SQL-Information

CPSS - JCMS CASELOAD STATISTICS OF THE JUVENILE & DOMESTIC RELATIONS DISTRICT COURTS
 January 2024 thru May 2024 Dispositions (Compared to January 2023 thru May 2023)

Alexandria

District: 18 FIPS: 510

Child in Need of Services/Supervision	13	▼	-7.1%	-1
Custody and Visitation	419	▼	-20.2%	-106
Delinquency	171	▲	-9.0%	-17
Juvenile Miscellaneous	86	▼	-18.1%	-19
New to Workload Study	20	▲	+300.0%	+15
Other	242	▼	-11.4%	-31
Protective Orders	126	▲	+63.6%	+49
Support	192	▲	-15.4%	-35
Traffic	19	▼	-26.9%	-7
GRAND TOTAL	1,812	▼	-8.0%	-157

2024 Overall GRAND TOTAL		Distribution of Caseload			Change*		Percentage (%) of Caseload		
10,550	-2,068 -16.4%	Adult	5,108	48%	-21.3% ▼	-1,383	Adult	51.4%	48.4%
2024 		Juvenile	5,442	52%	-11.2% ▼	-685	Juvenile	48.6%	51.6%
2023 		GRAND TOTAL	10,550	100%	-16.4% ▼	-2,068	GRAND TOTAL	100%	100%

Dispositions by Division & Code

Division	Case Type Description	Code	Summary	Change	% Change	Absolute Change	
Adult	Misdemeanor	CM	1,376	▼	-9.4%	-143	
	Other	OT	945	▼	-49.0%	-909	
	Civil Support	VS	905	▼	-23.6%	-280	
	Show Cause	SC	540	▼	-6.6%	-38	
	Felony	CF	497	▲	+18.9%	+79	
	Family Abuse - Protective Order	FP	484	▲	+9.3%	+41	
	Capias	CA	275	▼	-30.2%	-119	
	Remand Support	RS	28	▼	-31.7%	-13	
	Protective Order	PC	26	▲	+62.5%	+10	
	Non-Family Abuse Protective Order	AP	24	▲	+20.0%	+4	
	Violation of Protective Order	PV	5	▼	-50.0%	-5	
	Violation Family Abuse Protective Order	PS	2	↔		-	
	Bond Forfeiture	BF	1	▼	-90.9%	-10	
	Total		5,108	▼	-21.3%	-1,383	
Juvenile	Custody Visitation	CV	2,215	▼	-25.5%	-757	
	Status	ST	810	▼	-21.7%	-224	
	Misdemeanor	DM	676	▲	+17.0%	+98	
	Traffic	T	456	▲	+5.8%	+25	
	Felony	DF	369	▲	+65.5%	+146	
	Special Immigrant Juvenile Status	SI	175	▲	+108.3%	+91	
	Paternity	PT	100	▼	-14.5%	-17	
	Temporary Detention Order	TD	91	▼	-14.2%	-15	
	Capias	CA	86	▲	+79.2%	+38	
	Show Cause	SC	74	▲		-	
	Abuse and Neglect	AN	73	▼	-18.0%	-16	
	Permanency Planning	PH	42	▼	-17.6%	-9	
	Foster Care Review	FC	40	▼	-31.0%	-18	
	Non-Family Abuse Protective Order	AP	40	▲	+8.1%	+3	
	Remand Custody	RC	32	▼	-25.6%	-11	
	Remand Visitation	RV	32	▼	-25.6%	-11	
	Civil Violation	CI	30	▲	+57.9%	+11	
	Truancy	TR	22	▼	-4.3%	-1	
	Initial Foster Care	IF	20	▼	-31.0%	-9	
	Terminate Parental Rights	TP	20	▲	+17.6%	+3	
	Voluntary Continuing Services and Support Agreem	VA	11	▲	+37.5%	+3	
	Emergency Custody Order	EC	9	▼	-57.1%	-12	
	Other	OT	7	▲	+600.0%	+6	
	Child In Need of Services	CS	5	▼	-16.7%	-1	
	Motion - Protective Order	MP	4	▲	+100.0%	+2	
	Entrustment	ET	1	▲	-	+1	
	Family Abuse - Protective Order	FP	1	▼	-83.3%	-5	
	Protective Order	PC	1	▲	-	+1	
	Child at Risk	RI	0	▼	-100.0%	-1	
	Emancipation	EP	0	▼	-100.0%	-5	
	Qualified Residential Treatment	QR	0	▼	-100.0%	-1	
		Total		5,442	▼	-11.2%	-685
		GRAND TOTAL		10,550	▼	-16.4%	-2,068

* Compared to same time period as previous year
 6/13/2024 1:46:41PM

** Case Type Categories are defined in the 2017 Virginia Judicial Workload Assessment
 Source: SCV-SQL-Information

Dispositions by Major Case Category**

Category	Summary	Change	% Change	Absolute Change
Adult Criminal	2,412	▼	-8.6%	-228
Child Dependency	207	▲	-18.5%	-47
Child in Need of Services/Supervision	31	▲	-3.1%	-1
Custody and Visitation	2,325	▲	-24.8%	-767
Delinquency	1,192	▲	+30.0%	+275
Juvenile Miscellaneous	810	▼	-22.0%	-229
New to Workload Study	205	▲	+99.0%	+102
Other	1,144	▲	-45.8%	-965
Protective Orders	553	▲	+8.9%	+45
Support	1,215	▼	-18.6%	-278
Traffic	456	▲	+5.8%	+25
GRAND TOTAL	10,550	▼	-16.4%	-2,068

* Compared to same time period as previous year
 6/13/2024 1:46:41PM

** Case Type Categories are defined in the 2017 Virginia Judicial Workload Assessment
 Source: SCV-SQL-Information

2024 Overall GRAND TOTAL		Distribution of Caseload			Change*		Percentage (%) of Caseload		
1,173 +80 7.3% 		Adult	502	43%	-6.3% ▼	-34	Adult	49.0%	42.8%
		Juvenile	671	57%	20.5% ▲	+114	Juvenile	51.0%	57.2%
		GRAND TOTAL	1,173	100%	7.3% ▲	+80	GRAND TOTAL	100%	100%

Dispositions by Division & Code

Division	Case Type Description	Code	Summary	Change	% Change	Absolute Change	
Adult	Civil Support	VS	106	▼	-16.5%	-21	
	Misdemeanor	CM	94	▼	-20.3%	-24	
	Show Cause	SC	83	▼	-3.5%	-3	
	Other	OT	65	▲	+14.0%	+8	
	Felony	CF	51	▲	+18.6%	+8	
	Family Abuse - Protective Order	FP	45	▼	-10.0%	-5	
	Capias	CA	32	▼	-3.0%	-1	
	Remand Support	RS	13	▲	+1,200.0%	+12	
	Motion - Protective Order	MP	8	▼	-46.7%	-7	
	Violation of Protective Order	PV	3	▲	+200.0%	+2	
	Non-Family Abuse Protective Order	AP	1	▼	-75.0%	-3	
	Protective Order	PC	1	▲	-	+1	
	Criminal Support	CS	0	▼	-100.0%	-1	
	Total		502	▼	-6.3%	-34	
Juvenile	Custody Visitation	CV	376	↔	-	-	
	Traffic	T	69	▲	+38.0%	+19	
	Misdemeanor	DM	66	▲	+46.7%	+21	
	Abuse and Neglect	AN	31	▲	+244.4%	+22	
	Terminate Parental Rights	TP	18	▲	+350.0%	+14	
	Remand Custody	RC	17	▲	+325.0%	+13	
	Remand Visitation	RV	16	▲	+300.0%	+12	
	Foster Care Review	FC	13	▼	-18.8%	-3	
	Felony	DF	11	▲	+37.5%	+3	
	Child In Need of Services	CS	9	▲	+200.0%	+6	
	Permanency Planning	PH	9	▲	+28.6%	+2	
	Child at Risk	RI	4	▲	-	+4	
	Entrustment	ET	4	▲	+300.0%	+3	
	Initial Foster Care	IF	4	▼	-20.0%	-1	
	Motion - Protective Order	MP	4	▲	+33.3%	+1	
	Paternity	PT	4	▲	+300.0%	+3	
	Non-Family Abuse Protective Order	AP	3	▲	+200.0%	+2	
	Status	ST	3	▲	-	-	
	Temporary Detention Order	TD	3	↔	-	-	
	Voluntary Continuing Services and Support Agreen	VA	3	▲	+200.0%	+2	
	Relief of Custody	CR	2	▲	-	+2	
	Truancy	TR	2	▼	-33.3%	-1	
	Civil Violation	CI	0	▼	-100.0%	-5	
	Emancipation	EP	0	▼	-100.0%	-1	
	Emergency Custody Order	EC	0	▼	-100.0%	-1	
	Juvenile Support	JS	0	▼	-100.0%	-1	
	Mental Commitment	MC	0	▼	-100.0%	-1	
	Qualified Residential Treatment	QR	0	▼	-100.0%	-1	
		Total		671	▲	20.5%	+114
		GRAND TOTAL		1,173	▲	7.3%	+80

Dispositions by Major Case Category**

Category	Summary	Change	% Change	Absolute Change
Adult Criminal	237	▲	-5.6%	-14
Child Dependency	88	▲	+100.0%	+44

* Compared to same time period as previous year
 6/13/2024 1:46:41PM

** Case Type Categories are defined in the 2017 Virginia Judicial Workload Assessment
 Source: SCV-SQL-Information

CPSS - JCMS CASELOAD STATISTICS OF THE JUVENILE & DOMESTIC RELATIONS DISTRICT COURTS
 January 2024 thru May 2024 Dispositions (Compared to January 2023 thru May 2023)

Child in Need of Services/Supervision	11	▲	+83.3%	+5
Custody and Visitation	380	▲	+0.8%	+3
Delinquency	77	▲	+45.3%	+24
Juvenile Miscellaneous	3	▲	-25.0%	-1
New to Workload Study	0	▼	-100.0%	-5
Other	114	▲	+60.6%	+43
Protective Orders	61	▲	-16.4%	-12
Support	133	▼	-16.4%	-26
Traffic	69	▲	+38.0%	+19
GRAND TOTAL	1,173	▲	7.3%	+80

2024 Overall GRAND TOTAL		Distribution of Caseload			Change*		Percentage (%) of Caseload		
3,177 +191 6.4% 	2024 2023	Adult	1,547	49%	-1.2% ▼	-18	Adult	52.4%	48.7%
		Juvenile	1,630	51%	14.7% ▲	+209	Juvenile	47.6%	51.3%
GRAND TOTAL		3,177	100%	6.4% ▲	+191	GRAND TOTAL	100%	100%	

Dispositions by Division & Code

Division	Case Type Description	Code	Summary	Change	% Change	Absolute Change	
Adult	Misdemeanor	CM	385	▼	-2.3%	-9	
	Civil Support	VS	253	▼	-11.2%	-32	
	Other	OT	231	▲	+0.9%	+2	
	Show Cause	SC	228	▼	-5.4%	-13	
	Family Abuse - Protective Order	FP	142	▼	-3.4%	-5	
	Felony	CF	138	▲	+6.2%	+8	
	Capias	CA	96	▼	+23.1%	+18	
	Violation of Protective Order	PV	34	▲	+466.7%	+28	
	Motion - Protective Order	MP	25	▲	+13.6%	+3	
	Remand Support	RS	12	▼	-55.6%	-15	
	Non-Family Abuse Protective Order	AP	2	▼	-60.0%	-3	
	Restricted License for Non-Support	SL	1	↔		-	
	Total			1,547	▼	-1.2%	-18
Juvenile	Custody Visitation	CV	786	▲	+9.3%	+67	
	Misdemeanor	DM	279	▲	+49.2%	+92	
	Traffic	T	272	▲	+2.3%	+6	
	Felony	DF	91	▲	+65.5%	+36	
	Temporary Detention Order	TD	21	▼	-4.5%	-1	
	Terminate Parental Rights	TP	21	▲	+320.0%	+16	
	Foster Care Review	FC	15	▲	+25.0%	+3	
	Status	ST	15	▲	+36.4%	+4	
	Permanency Planning	PH	14	↔		-	
	Remand Custody	RC	14	▼	-36.4%	-8	
	Remand Visitation	RV	14	▼	-36.4%	-8	
	Abuse and Neglect	AN	12	▲	+200.0%	+8	
	Initial Foster Care	IF	11	▲	+450.0%	+9	
	Mental Commitment	MC	11	▼	-31.3%	-5	
	Motion - Protective Order	MP	9	▲	+200.0%	+6	
	Show Cause	SC	8	▲	+14.3%	+1	
	Emergency Custody Order	EC	7	▼	-30.0%	-3	
	Capias	CA	6	▲	+500.0%	+5	
	Non-Family Abuse Protective Order	AP	6	▼	-60.0%	-9	
	Truancy	TR	6	▲	+500.0%	+5	
	Child In Need of Services	CS	4	▲	+33.3%	+1	
	Paternity	PT	4	▼	-69.2%	-9	
	Voluntary Continuing Services and Support Agree	VA	2	▲	+100.0%	+1	
	Civil Violation	CI	1	▼	-50.0%	-1	
	Relief of Custody	CR	1	↔		-	
	Family Abuse - Protective Order	FP	0	▼	-100.0%	-1	
	Other	OT	0	▼	-100.0%	-2	
	Qualified Residential Treatment	QR	0	▼	-100.0%	-4	
	Total			1,630	▲	14.7%	+209
	GRAND TOTAL			3,177	▲	6.4%	+191

Dispositions by Major Case Category**

Category	Summary	Change	% Change	Absolute Change
Adult Criminal	804	▲	+4.0%	+31
Child Dependency	76	▲	+76.7%	+33
Child in Need of Services/Supervision	10	▲	+150.0%	+6

* Compared to same time period as previous year
 6/13/2024 1:46:41PM

** Case Type Categories are defined in the 2017 Virginia Judicial Workload Assessment
 Source: SCV-SQL-Information

CPSS - JCMS CASELOAD STATISTICS OF THE JUVENILE & DOMESTIC RELATIONS DISTRICT COURTS
 January 2024 thru May 2024 Dispositions (Compared to January 2023 thru May 2023)

Custody and Visitation	790	▼	+7.9%	+58
Delinquency	384	▲	+53.6%	+134
Juvenile Miscellaneous	15	▲	+36.4%	+4
New to Workload Study	1	▼	-50.0%	-1
Other	310	▼	-11.4%	-40
Protective Orders	184	▼	-4.7%	-9
Support	331	▼	-8.6%	-31
Traffic	272	▲	+2.3%	+6
GRAND TOTAL	3,177	▲	6.4%	+191

2024 Overall GRAND TOTAL		Distribution of Caseload		Change*		Percentage (%) of Caseload		
149	+47 46.1%	Adult	40 27%	-20.0% ▼	-10	Adult	49.0%	26.8%
2024		Juvenile	109 73%	109.6% ▲	+57	Juvenile	51.0%	73.2%
2023		GRAND TOTAL	149 100%	46.1% ▲	+47	GRAND TOTAL	100%	100%

Dispositions by Division & Code

Division	Case Type Description	Code	Summary	Change	% Change	Absolute Change
Adult	Misdemeanor	CM	8	▼	-42.9%	-6
	Felony	CF	6	▲	+500.0%	+5
	Other	OT	6	▼	-50.0%	-6
	Civil Support	VS	5	↔		-
	Show Cause	SC	5	▲	-61.5%	-8
	Family Abuse - Protective Order	FP	4	▲	+100.0%	+2
	Remand Support	RS	3	▲	+200.0%	+2
	Capias	CA	1	▲	-	+1
	Motion - Protective Order	MP	1	▲	-	+1
	Non-Family Abuse Protective Order	AP	1	↔		-
	Violation of Protective Order	PV	0	▼	-100.0%	-1
		Total		40	▼	-20.0%
Juvenile	Custody Visitation	CV	52	▲	+62.5%	+20
	Misdemeanor	DM	22	▲	+144.4%	+13
	Traffic	T	21	▲	+600.0%	+18
	Remand Custody	RC	6	▲	+500.0%	+5
	Remand Visitation	RV	6	▲	+500.0%	+5
	Child In Need of Services	CS	1	▲	-	+1
	Initial Foster Care	IF	1	▲	-	+1
	Felony	DF	0	▼	-100.0%	-4
	Special Immigrant Juvenile Status	SI	0	▼	-100.0%	-2
		Total		109	▲	109.6%
GRAND TOTAL			149	▲	46.1%	+47

Dispositions by Major Case Category**

Category	Summary	Change	% Change	Absolute Change	
Adult Criminal	18	▲	-35.7%	-10	
Child Dependency	1	▲	-	+1	
Child in Need of Services/Supervision	1	▲	-	+1	
Custody and Visitation	52	▲	+62.5%	+20	
Delinquency	22	▲	+69.2%	+9	
New to Workload Study	0	▼	-100.0%	-2	
Other	21	▲	+40.0%	+6	
Protective Orders	6	▲	+100.0%	+3	
Support	7	▲	+16.7%	+1	
Traffic	21	▲	+600.0%	+18	
GRAND TOTAL		149	▲	46.1%	+47

* Compared to same time period as previous year
 6/13/2024 1:46:41PM

** Case Type Categories are defined in the 2017 Virginia Judicial Workload Assessment
 Source: SCV-SQL-Information

2024 Overall GRAND TOTAL		Distribution of Caseload		Change*		Percentage (%) of Caseload		
1,719 +100 6.2% 	Adult Juvenile GRAND TOTAL	828	48%	-3.6% ▼	-31	53.1%	48.2%	
		891	52%	17.2% ▲	+131	46.9%	51.8%	
		1,719	100%	6.2% ▲	+100	100%	100%	

Dispositions by Division & Code

Division	Case Type Description	Code	Summary	Change	% Change	Absolute Change	
Adult	Civil Support	VS	219	▼	-13.1%	-33	
	Misdemeanor	CM	162	▲	+32.8%	+40	
	Show Cause	SC	118	▼	-34.8%	-63	
	Other	OT	106	▼	-10.9%	-13	
	Felony	CF	71	▲	+65.1%	+28	
	Capias	CA	65	▲	+3.2%	+2	
	Family Abuse - Protective Order	FP	58	▼	-10.8%	-7	
	Motion - Protective Order	MP	13	▲	+160.0%	+8	
	Protective Order	PC	4	▼	-33.3%	-2	
	Remand Support	RS	3	▲	+200.0%	+2	
	Restricted License for Non-Support	SL	3	▲	-	+3	
	Violation of Protective Order	PV	3	▲	+200.0%	+2	
	Non-Family Abuse Protective Order	AP	2	▲	+100.0%	+1	
	Bond Forfeiture	BF	1	▲	-	+1	
	Total		828	▼	-3.6%	-31	
Juvenile	Custody Visitation	CV	604	▲	+15.3%	+80	
	Misdemeanor	DM	41	▲	+20.6%	+7	
	Status	ST	39	▲	+143.8%	+23	
	Paternity	PT	31	▼	-11.4%	-4	
	Foster Care Review	FC	30	▲	+20.0%	+5	
	Abuse and Neglect	AN	25	▲	+56.3%	+9	
	Traffic	T	22	▲	+37.5%	+6	
	Permanency Planning	PH	20	▼	-13.0%	-3	
	Felony	DF	18	▼	-5.3%	-1	
	Initial Foster Care	IF	12	▲	+9.1%	+1	
	Temporary Detention Order	TD	10	▲	+233.3%	+7	
	Terminate Parental Rights	TP	7	▼	-36.4%	-4	
	Relief of Custody	CR	6	▼	-14.3%	-1	
	Remand Custody	RC	6	▲	+200.0%	+4	
	Remand Visitation	RV	6	▲	+200.0%	+4	
	Special Immigrant Juvenile Status	SI	3	▲	+50.0%	+1	
	Truancy	TR	3	▼	-50.0%	-3	
	Capias	CA	2	▲	-	+2	
	Child In Need of Services	CS	1	▼	-66.7%	-2	
	Emancipation	EP	1	▲	-	+1	
	Emergency Custody Order	EC	1	↔	-	-	
	Mental Commitment	MC	1	▲	-	+1	
	Motion - Protective Order	MP	1	▼	-50.0%	-1	
	Other	OT	1	▲	-	+1	
	Qualified Residential Treatment	QR	0	▼	-100.0%	-1	
	Voluntary Continuing Services and Support Agreem	VA	0	▼	-100.0%	-1	
		Total		891	▲	17.2%	+131
		GRAND TOTAL		1,719	▲	6.2%	+100

Dispositions by Major Case Category**

Category	Summary	Change	% Change	Absolute Change
Adult Criminal	381	▲	+23.7%	+73
Child Dependency	100	▼	+5.3%	+5
Child in Need of Services/Supervision	4	▼	-55.6%	-5

* Compared to same time period as previous year
 6/13/2024 1:46:41PM

** Case Type Categories are defined in the 2017 Virginia Judicial Workload Assessment
 Source: SCV-SQL-Information

CPSS - JCMS CASELOAD STATISTICS OF THE JUVENILE & DOMESTIC RELATIONS DISTRICT COURTS
 January 2024 thru May 2024 Dispositions (Compared to January 2023 thru May 2023)

Custody and Visitation	635	▲	+13.6%	+76
Delinquency	61	▲	+15.1%	+8
Juvenile Miscellaneous	40	▲	+150.0%	+24
New to Workload Study	3	▲	+50.0%	+1
Other	134	▲	+4.7%	+6
Protective Orders	74	▲	+1.4%	+1
Support	265	▲	-26.4%	-95
Traffic	22	▲	+37.5%	+6
GRAND TOTAL	1,719	▲	6.2%	+100

2024 Overall GRAND TOTAL		Distribution of Caseload		Change*		Percentage (%) of Caseload		
503	-109 -17.8%	Adult	245 49%	-37.3% ▼	-146	Adult	2023 63.9%	2024 48.7%
2024		Juvenile	258 51%	16.7% ▲	+37	Juvenile	36.1%	51.3%
2023		GRAND TOTAL	503 100%	-17.8% ▼	-109	GRAND TOTAL	100%	100%

Dispositions by Division & Code

Division	Case Type Description	Code	Summary	Change	% Change	Absolute Change
Adult	Civil Support	VS	69	▼	-25.8%	-24
	Show Cause	SC	57	▼	-46.7%	-50
	Misdemeanor	CM	49	▼	-21.0%	-13
	Other	OT	32	▼	-22.0%	-9
	Capias	CA	17	▼	-43.3%	-13
	Felony	CF	10	▼	-69.7%	-23
	Family Abuse - Protective Order	FP	5	▼	-72.2%	-13
	Violation of Protective Order	PV	3	↔		-
	Motion - Protective Order	MP	2	↔		-
	Protective Order	PC	1	▲	-	+1
	Non-Family Abuse Protective Order	AP	0	▼	-100.0%	-1
	Restricted License for Non-Support	SL	0	▼	-100.0%	-1
	Total			245	▼	-37.3%
Juvenile	Custody Visitation	CV	164	▲	+7.9%	+12
	Misdemeanor	DM	18	▲	+63.6%	+7
	Traffic	T	17	▲	+13.3%	+2
	Felony	DF	15	▲	+275.0%	+11
	Paternity	PT	8	▲	+100.0%	+4
	Temporary Detention Order	TD	7	▲	+133.3%	+4
	Permanency Planning	PH	6	↔		-
	Child at Risk	RI	4	▼	-20.0%	-1
	Emergency Custody Order	EC	4	▲	+33.3%	+1
	Truancy	TR	4	▲	+300.0%	+3
	Abuse and Neglect	AN	3	▲	+50.0%	+1
	Child In Need of Services	CS	2	▲	-	+2
	Capias	CA	1	▲	-	+1
	Foster Care Review	FC	1	▼	-66.7%	-2
	Initial Foster Care	IF	1	▼	-50.0%	-1
	Relief of Custody	CR	1	▼	-66.7%	-2
	Remand Custody	RC	1	↔		-
	Remand Visitation	RV	1	↔		-
	Civil Violation	CI	0	▼	-100.0%	-3
	Qualified Residential Treatment	QR	0	▼	-100.0%	-1
Voluntary Continuing Services and Support Agreen	VA	0	▼	-100.0%	-1	
Total			258	▲	16.7%	+37
GRAND TOTAL			503	▼	-17.8%	-109

Dispositions by Major Case Category**

Category	Summary	Change	% Change	Absolute Change
Adult Criminal	107	▲	-39.9%	-71
Child Dependency	16	▼	-30.4%	-7
Child in Need of Services/Supervision	6	▲	+500.0%	+5
Custody and Visitation	172	▲	+10.3%	+16
Delinquency	34	▲	+126.7%	+19
New to Workload Study	0	▼	-100.0%	-3
Other	45	▲	-8.2%	-4
Protective Orders	7	▼	-66.7%	-14
Support	99	▼	-34.4%	-52

* Compared to same time period as previous year
 6/13/2024 1:46:41PM

** Case Type Categories are defined in the 2017 Virginia Judicial Workload Assessment
 Source: SCV-SQL-Information

Traffic	17	▲	+13.3%	+2
GRAND TOTAL	503	▼	-17.8%	-109

2024 Overall GRAND TOTAL		Distribution of Caseload		Change*		Percentage (%) of Caseload		
558	+101 22.1%	Adult	226 41%	10.2% ▲	+21	Adult	2023 44.9%	2024 40.5%
2024		Juvenile	332 59%	31.7% ▲	+80	Juvenile	55.1%	59.5%
2023		GRAND TOTAL	558 100%	22.1% ▲	+101	GRAND TOTAL	100%	100%

Dispositions by Division & Code

Division	Case Type Description	Code	Summary	Change	% Change	Absolute Change
Adult	Show Cause	SC	46	▼	+7.0%	+3
	Misdemeanor	CM	45	▲	+25.0%	+9
	Civil Support	VS	43	▼	-10.4%	-5
	Felony	CF	36	▲	+44.0%	+11
	Family Abuse - Protective Order	FP	21	▼	-8.7%	-2
	Other	OT	19	▲	+72.7%	+8
	Motion - Protective Order	MP	8	▲	+166.7%	+5
	Capias	CA	4	▼	-63.6%	-7
	Non-Family Abuse Protective Order	AP	2	▲	+100.0%	+1
	Remand Support	RS	2	▼	-33.3%	-1
	Restricted License for Non-Support	SL	0	▼	-100.0%	-1
		Total		226	▲	10.2%
Juvenile	Custody Visitation	CV	174	▲	+18.4%	+27
	Abuse and Neglect	AN	49	▲	+81.5%	+22
	Permanency Planning	PH	32	▲	+128.6%	+18
	Foster Care Review	FC	15	▲	+66.7%	+6
	Terminate Parental Rights	TP	12	▲	-	+12
	Initial Foster Care	IF	9	▲	+125.0%	+5
	Remand Custody	RC	7	▼	-36.4%	-4
	Remand Visitation	RV	7	▼	-22.2%	-2
	Traffic	T	5	▲	+66.7%	+2
	Misdemeanor	DM	4	▼	-42.9%	-3
	Paternity	PT	4	▼	-33.3%	-2
	Motion - Protective Order	MP	3	▲	-	+3
	Voluntary Continuing Services and Support Agree	VA	2	▲	-	+2
	Capias	CA	1	▲	-	+1
	Child In Need of Services	CS	1	▲	-	+1
	Emergency Custody Order	EC	1	▼	-50.0%	-1
	Family Abuse - Protective Order	FP	1	▲	-	+1
	Felony	DF	1	▼	-90.9%	-10
	Non-Family Abuse Protective Order	AP	1	↔	-	-
	Relief of Custody	CR	1	▲	-	+1
	Status	ST	1	▲	-	+1
	Temporary Detention Order	TD	1	↔	-	-
	Total		332	▲	31.7%	+80
GRAND TOTAL			558	▲	22.1%	+101

Dispositions by Major Case Category**

Category	Summary	Change	% Change	Absolute Change
Adult Criminal	124	▲	+22.8%	+23
Child Dependency	120	▲	+122.2%	+66
Child in Need of Services/Supervision	1	▲	-	+1
Custody and Visitation	178	▼	+16.3%	+25
Delinquency	6	▲	-66.7%	-12
Juvenile Miscellaneous	1	▲	-	+1
Other	37	▼	-	0
Protective Orders	36	▲	+28.6%	+8
Support	50	▼	-20.6%	-13

* Compared to same time period as previous year
 6/13/2024 1:46:41PM

** Case Type Categories are defined in the 2017 Virginia Judicial Workload Assessment
 Source: SCV-SQL-Information

CPSS - JCMS CASELOAD STATISTICS OF THE JUVENILE & DOMESTIC RELATIONS DISTRICT COURTS
 January 2024 thru May 2024 Dispositions (Compared to January 2023 thru May 2023)

Traffic	5	▲	+66.7%	+2
GRAND TOTAL	558	▲	22.1%	+101

2024 Overall GRAND TOTAL		Distribution of Caseload			Change*		Percentage (%) of Caseload		
1,681 -49 -2.8% 	Adult	1,128	67%	-8.2% ▼	-101	Adult	2023	2024	
	Juvenile	553	33%	10.4% ▲	+52	Juvenile	71.0%	67.1%	
GRAND TOTAL		1,681	100%	-2.8% ▼	-49	GRAND TOTAL	100%	100%	

Dispositions by Division & Code

Division	Case Type Description	Code	Summary	Change	% Change	Absolute Change
Adult	Misdemeanor	CM	313	▼	-10.1%	-35
	Other	OT	223	▼	-3.9%	-9
	Capias	CA	196	▲	+12.6%	+22
	Show Cause	SC	160	▼	-29.5%	-67
	Civil Support	VS	132	▼	-9.6%	-14
	Felony	CF	54	▲	+12.5%	+6
	Family Abuse - Protective Order	FP	41	▼	-12.8%	-6
	Non-Family Abuse Protective Order	AP	5	↔		-
	Motion - Protective Order	MP	2	▲	+100.0%	+1
	Violation of Protective Order	PV	2	▲	+100.0%	+1
Total			1,128	▼	-8.2%	-101
Juvenile	Custody Visitation	CV	250	▼	-2.3%	-6
	Misdemeanor	DM	94	▲	+13.3%	+11
	Truancy	TR	60	▲	+252.9%	+43
	Status	ST	34	▲	+25.9%	+7
	Felony	DF	31	↔		-
	Permanency Planning	PH	14	↔		-
	Traffic	T	12	▲	+20.0%	+2
	Non-Family Abuse Protective Order	AP	9	▲	+350.0%	+7
	Child In Need of Services	CS	7	▲	+40.0%	+2
	Foster Care Review	FC	7	▼	-36.4%	-4
	Paternity	PT	7	▼	-30.0%	-3
	Abuse and Neglect	AN	6	▲	+500.0%	+5
	Initial Foster Care	IF	5	▼	-16.7%	-1
	Other	OT	4	▲	-	+4
	Temporary Detention Order	TD	4	▼	-33.3%	-2
	Civil Violation	CI	3	▲	-	+3
	Emancipation	EP	1	▲	-	+1
	Emergency Custody Order	EC	1	↔		-
	Entrustment	ET	1	▲	-	+1
	Mental Commitment	MC	1	▼	-85.7%	-6
	Special Immigrant Juvenile Status	SI	1	▲	-	+1
	Voluntary Continuing Services and Support Agreem	VA	1	▲	-	+1
	Relief of Custody	CR	0	▼	-100.0%	-1
Terminate Parental Rights	TP	0	▼	-100.0%	-13	
Total			553	▲	10.4%	+52
GRAND TOTAL			1,681	▼	-2.8%	-49

Dispositions by Major Case Category**

Category	Summary	Change	% Change	Absolute Change
Adult Criminal	677	▲	-7.3%	-53
Child Dependency	34	▲	-26.1%	-12
Child in Need of Services/Supervision	67	▲	+204.5%	+45
Custody and Visitation	257	▼	-3.4%	-9
Delinquency	125	▲	+9.6%	+11
Juvenile Miscellaneous	35	▲	+29.6%	+8
New to Workload Study	4	▲	-	+4
Other	233	▲	-5.3%	-13

* Compared to same time period as previous year
 6/13/2024 1:46:41PM

** Case Type Categories are defined in the 2017 Virginia Judicial Workload Assessment
 Source: SCV-SQL-Information

CPSS - JCMS CASELOAD STATISTICS OF THE JUVENILE & DOMESTIC RELATIONS DISTRICT COURTS
 January 2024 thru May 2024 Dispositions (Compared to January 2023 thru May 2023)

Danville

District: 22 FIPS: 590

Protective Orders	57	▲	+3.6%	+2
Support	180	▼	-15.9%	-34
Traffic	12	▲	+20.0%	+2
GRAND TOTAL	1,681	▼	-2.8%	-49

2024 Overall GRAND TOTAL		Distribution of Caseload		Change*		Percentage (%) of Caseload		
1,678	-174 -9.4%	Adult	664 40%	-6.2% ▼	-44	Adult	38.2%	39.6%
2024		Juvenile	1,014 60%	-11.4% ▼	-130	Juvenile	61.8%	60.4%
2023		GRAND TOTAL	1,678 100%	-9.4% ▼	-174	GRAND TOTAL	100%	100%

Dispositions by Division & Code

Division	Case Type Description	Code	Summary	Change	% Change	Absolute Change	
Adult	Civil Support	VS	169	▼	-0.6%	-1	
	Misdemeanor	CM	163	▲	+13.2%	+19	
	Other	OT	118	▼	-11.9%	-16	
	Show Cause	SC	80	▼	-20.0%	-20	
	Family Abuse - Protective Order	FP	57	▲	+67.6%	+23	
	Capias	CA	24	▼	-31.4%	-11	
	Non-Family Abuse Protective Order	AP	21	▼	-30.0%	-9	
	Felony	CF	20	▼	-39.4%	-13	
	Motion - Protective Order	MP	5	▼	-54.5%	-6	
	Violation of Protective Order	PV	5	▲	+150.0%	+3	
	Remand Support	RS	2	▼	-85.7%	-12	
	Bond Forfeiture	BF	0	▼	-100.0%	-1	
		Total		664	▼	-6.2%	-44
Juvenile	Custody Visitation	CV	557	▼	-7.0%	-42	
	Misdemeanor	DM	143	▲	+8.3%	+11	
	Abuse and Neglect	AN	81	▲	+113.2%	+43	
	Status	ST	34	▲	-5.6%	-2	
	Motion - Protective Order	MP	23	▼	-14.8%	-4	
	Permanency Planning	PH	23	▲	+21.1%	+4	
	Child In Need of Services	CS	22	▲	+29.4%	+5	
	Foster Care Review	FC	19	▼	-32.1%	-9	
	Traffic	T	19	▼	-26.9%	-7	
	Felony	DF	16	▼	-60.0%	-24	
	Remand Visitation	RV	16	▼	-68.0%	-34	
	Remand Custody	RC	14	▼	-75.9%	-44	
	Truancy	TR	14	▼	-12.5%	-2	
	Initial Foster Care	IF	11	▼	-42.1%	-8	
	Relief of Custody	CR	7	▲	+600.0%	+6	
	Paternity	PT	5	▼	-54.5%	-6	
	Terminate Parental Rights	TP	5	▼	-54.5%	-6	
	Non-Family Abuse Protective Order	AP	3	▲	-	+3	
	Capias	CA	1	↔	-	-	
	Special Immigrant Juvenile Status	SI	1	▲	-	+1	
	Civil Violation	CI	0	▼	-100.0%	-1	
	Emergency Custody Order	EC	0	▼	-100.0%	-1	
	Entrustment	ET	0	▼	-100.0%	-4	
	Qualified Residential Treatment	QR	0	▼	-100.0%	-5	
	Voluntary Continuing Services and Support Agreem	VA	0	▼	-100.0%	-4	
		Total		1,014	▼	-11.4%	-130
	GRAND TOTAL			1,678	▼	-9.4%	-174

Dispositions by Major Case Category**

Category	Summary	Change	% Change	Absolute Change
Adult Criminal	247	▼	-7.1%	-19
Child Dependency	146	▲	+13.2%	+17
Child in Need of Services/Supervision	36	▲	+9.1%	+3
Custody and Visitation	562	▼	-7.9%	-48
Delinquency	160	▼	-7.5%	-13

* Compared to same time period as previous year
 6/13/2024 1:46:41PM

** Case Type Categories are defined in the 2017 Virginia Judicial Workload Assessment
 Source: SCV-SQL-Information

Juvenile Miscellaneous	34	▲	-5.6%	-2
New to Workload Study	1	▲		0
Other	150	▼	-41.6%	-107
Protective Orders	109	▲	+6.9%	+7
Support	214	▼	-2.3%	-5
Traffic	19	▼	-26.9%	-7
GRAND TOTAL	1,678	▼	-9.4%	-174

2024 Overall GRAND TOTAL		Distribution of Caseload		Change*		Percentage (%) of Caseload		
1,544 +7 0.5% 	Adult	736	48%	3.1% ▲	+22	Adult	2023	2024
	Juvenile	808	52%	-1.8% ▼	-15	Juvenile	53.5%	52.3%
GRAND TOTAL		1,544	100%	0.5% ▲	+7	GRAND TOTAL	100%	100%

Dispositions by Division & Code

Division	Case Type Description	Code	Summary	Change	% Change	Absolute Change
Adult	Civil Support	VS	214	▲	+31.3%	+51
	Misdemeanor	CM	161	▼	-27.8%	-62
	Other	OT	123	▲	+4.2%	+5
	Show Cause	SC	108	▼	+9.1%	+9
	Family Abuse - Protective Order	FP	64	▲	+25.5%	+13
	Capias	CA	28	▲	+7.7%	+2
	Felony	CF	19	▼	-20.8%	-5
	Motion - Protective Order	MP	8	▲	+33.3%	+2
	Non-Family Abuse Protective Order	AP	4	▲	+100.0%	+2
	Violation of Protective Order	PV	4	▲	-	+4
	Violation Family Abuse Protective Order	PS	2	▲	+100.0%	+1
	Remand Support	RS	1	↔	-	-
Total			736	▲	3.1%	+22
Juvenile	Custody Visitation	CV	577	▲	+3.0%	+17
	Abuse and Neglect	AN	33	▲	+22.2%	+6
	Traffic	T	29	▲	+7.4%	+2
	Misdemeanor	DM	22	▼	-55.1%	-27
	Child In Need of Services	CS	18	▼	-14.3%	-3
	Child at Risk	RI	17	▲	+13.3%	+2
	Foster Care Review	FC	16	▲	+33.3%	+4
	Paternity	PT	16	▲	+100.0%	+8
	Permanency Planning	PH	15	▼	-42.3%	-11
	Initial Foster Care	IF	13	▲	+8.3%	+1
	Voluntary Continuing Services and Support Agreem	VA	12	▲	+71.4%	+5
	Status	ST	8	▼	-20.0%	-2
	Truancy	TR	6	▼	-33.3%	-3
	Felony	DF	5	▼	-44.4%	-4
	Non-Family Abuse Protective Order	AP	5	▲	+150.0%	+3
	Temporary Detention Order	TD	5	▲	+25.0%	+1
	Terminate Parental Rights	TP	4	↔	-	-
	Motion - Protective Order	MP	2	▼	-60.0%	-3
	Relief of Custody	CR	2	↔	-	-
	Civil Violation	CI	1	↔	-	-
	Emancipation	EP	1	▲	-	+1
	Emergency Custody Order	EC	1	↔	-	-
	Family Abuse - Protective Order	FP	0	▼	-100.0%	-1
	Qualified Residential Treatment	QR	0	▼	-100.0%	-4
	Remand Custody	RC	0	▼	-100.0%	-2
	Remand Visitation	RV	0	▼	-100.0%	-2
	Show Cause	SC	0	▼	-100.0%	-3
	Total			808	▼	-1.8%
GRAND TOTAL			1,544	▲	0.5%	+7

Dispositions by Major Case Category**

Category	Summary	Change	% Change	Absolute Change
Adult Criminal	300	▲	-12.3%	-42
Child Dependency	112	▲	+2.8%	+3
Child in Need of Services/Supervision	24	▼	-20.0%	-6
Custody and Visitation	593	▲	+4.4%	+25

* Compared to same time period as previous year
 6/13/2024 1:46:41PM

** Case Type Categories are defined in the 2017 Virginia Judicial Workload Assessment
 Source: SCV-SQL-Information

Delinquency	27	▼	-55.7%	-34
Juvenile Miscellaneous	9	▲	-10.0%	-1
New to Workload Study	1	↔		0
Other	130	▲	+1.6%	+2
Protective Orders	83	▲	+23.9%	+16
Support	236	▲	+21.6%	+42
Traffic	29	▲	+7.4%	+2
GRAND TOTAL	1,544	▲	0.5%	+7

2024 Overall GRAND TOTAL		Distribution of Caseload		Change*		Percentage (%) of Caseload			
3,830	-239	Adult	1,771	46%	-9.7% ▼	-190	Adult	48.2%	46.2%
	-5.9%	Juvenile	2,059	54%	-2.3% ▼	-49	Juvenile	51.8%	53.8%
2024		GRAND TOTAL	3,830	100%	-5.9% ▼	-239	GRAND TOTAL	100%	100%
2023									

Dispositions by Division & Code

Division	Case Type Description	Code	Summary	Change	% Change	Absolute Change	
Adult	Misdemeanor	CM	508	▼	-9.4%	-53	
	Civil Support	VS	373	▲	+9.1%	+31	
	Other	OT	359	▼	-6.3%	-24	
	Show Cause	SC	199	▼	-30.9%	-89	
	Family Abuse - Protective Order	FP	178	▼	-20.5%	-46	
	Felony	CF	83	▲	+33.9%	+21	
	Motion - Protective Order	MP	22	▲	+46.7%	+7	
	Capias	CA	18	▼	-37.9%	-11	
	Violation of Protective Order	PV	12	▼	-14.3%	-2	
	Remand Support	RS	10	▲	+150.0%	+6	
	Non-Family Abuse Protective Order	AP	7	▼	-82.1%	-32	
	Restricted License for Non-Support	SL	2	▲	-	+2	
	Total			1,771	▼	-9.7%	-190
Juvenile	Custody Visitation	CV	1,078	▼	-16.7%	-216	
	Misdemeanor	DM	157	▲	+33.1%	+39	
	Abuse and Neglect	AN	121	▲	+3.4%	+4	
	Permanency Planning	PH	91	▼	-2.2%	-2	
	Foster Care Review	FC	70	▼	-10.3%	-8	
	Traffic	T	67	▲	+55.8%	+24	
	Temporary Detention Order	TD	59	▲	+59.5%	+22	
	Truancy	TR	58	▲	+38.1%	+16	
	Initial Foster Care	IF	53	▲	+47.2%	+17	
	Terminate Parental Rights	TP	44	▼	-2.2%	-1	
	Motion - Protective Order	MP	39	▲	+5.4%	+2	
	Mental Commitment	MC	36	▲	+50.0%	+12	
	Felony	DF	28	↔	-	-	
	Special Immigrant Juvenile Status	SI	28	▲	+2,700.0%	+27	
	Status	ST	19	▲	+280.0%	+14	
	Remand Custody	RC	18	▲	+100.0%	+9	
	Paternity	PT	17	▼	-34.6%	-9	
	Relief of Custody	CR	16	▲	+220.0%	+11	
	Remand Visitation	RV	14	▲	+100.0%	+7	
	Emergency Custody Order	EC	13	▲	+116.7%	+7	
	Non-Family Abuse Protective Order	AP	10	▼	-50.0%	-10	
	Child In Need of Services	CS	8	▼	-11.1%	-1	
	Capias	CA	4	▲	+33.3%	+1	
	Family Abuse - Protective Order	FP	4	▲	+300.0%	+3	
	Voluntary Continuing Services and Support Agree	VA	3	▼	-50.0%	-3	
	Entrustment	ET	2	▼	-50.0%	-2	
	Other	OT	1	▲	-	+1	
	Restricted Operators License	RL	1	▲	-	+1	
	Child at Risk	RI	0	▼	-100.0%	-2	
	Emancipation	EP	0	▼	-100.0%	-3	
	Qualified Residential Treatment	QR	0	▼	-100.0%	-9	
	Total			2,059	▼	-2.3%	-49
	GRAND TOTAL			3,830	▼	-5.9%	-239

Dispositions by Major Case Category**

Category	Summary	Change	% Change	Absolute Change
Adult Criminal	729	▼	-5.6%	-43
Child Dependency	400	▼	+1.3%	+5
Child in Need of Services/Supervision	66	▲	+29.4%	+15
Custody and Visitation	1,096	▲	-17.0%	-224
Delinquency	188	▲	+26.2%	+39
Juvenile Miscellaneous	20	▲	+150.0%	+12
New to Workload Study	28	▲	+2,700.0%	+27
Other	509	▲	+8.3%	+39
Protective Orders	260	▲	-22.6%	-76
Support	466	▲	-11.1%	-58
Traffic	68	▲	+58.1%	+25
GRAND TOTAL	3,830	▼	-5.9%	-239

* Compared to same time period as previous year
 6/13/2024 1:46:41PM

** Case Type Categories are defined in the 2017 Virginia Judicial Workload Assessment
 Source: SCV-SQL-Information

2024 Overall GRAND TOTAL		Distribution of Caseload			Change*		Percentage (%) of Caseload																																				
<p>2,112 +162 8.3%</p>		<table border="1"> <tr><td>Adult</td><td>825</td><td>39%</td></tr> <tr><td>Juvenile</td><td>1,287</td><td>61%</td></tr> <tr><td>GRAND TOTAL</td><td>2,112</td><td>100%</td></tr> </table>	Adult	825	39%	Juvenile	1,287	61%	GRAND TOTAL	2,112	100%	<table border="1"> <tr><td>Adult</td><td>-6.8%</td><td>▼</td><td>-60</td></tr> <tr><td>Juvenile</td><td>20.8%</td><td>▲</td><td>+222</td></tr> <tr><td>GRAND TOTAL</td><td>8.3%</td><td>▲</td><td>+162</td></tr> </table>		Adult	-6.8%	▼	-60	Juvenile	20.8%	▲	+222	GRAND TOTAL	8.3%	▲	+162	<table border="1"> <tr><td>Adult</td><td>45.4%</td><td>2023</td><td>39.1%</td><td>2024</td></tr> <tr><td>Juvenile</td><td>54.6%</td><td>60.9%</td><td></td><td></td></tr> <tr><td>GRAND TOTAL</td><td>100%</td><td>100%</td><td></td><td></td></tr> </table>			Adult	45.4%	2023	39.1%	2024	Juvenile	54.6%	60.9%			GRAND TOTAL	100%	100%		
Adult	825	39%																																									
Juvenile	1,287	61%																																									
GRAND TOTAL	2,112	100%																																									
Adult	-6.8%	▼	-60																																								
Juvenile	20.8%	▲	+222																																								
GRAND TOTAL	8.3%	▲	+162																																								
Adult	45.4%	2023	39.1%	2024																																							
Juvenile	54.6%	60.9%																																									
GRAND TOTAL	100%	100%																																									

Dispositions by Division & Code

Division	Case Type Description	Code	Summary	Change	% Change	Absolute Change
Adult	Misdemeanor	CM	201	▼	-13.4%	-31
	Civil Support	VS	198	▲	+7.6%	+14
	Show Cause	SC	126	▲	+5.9%	+7
	Other	OT	121	▼	-27.5%	-46
	Family Abuse - Protective Order	FP	86	▲	+21.1%	+15
	Felony	CF	36	▼	-34.5%	-19
	Capias	CA	19	▲	+46.2%	+6
	Non-Family Abuse Protective Order	AP	13	▲	+18.2%	+2
	Remand Support	RS	12	▼	-55.6%	-15
	Motion - Protective Order	MP	11	▲	+120.0%	+6
	Restricted License for Non-Support	SL	1	▲	-	+1
	Violation of Protective Order	PV	1	↔	-	-
	Total			825	▼	-6.8%
Juvenile	Custody Visitation	CV	654	▲	+21.8%	+117
	Misdemeanor	DM	147	▲	+72.9%	+62
	Status	ST	75	▲	+1.4%	+1
	Traffic	T	63	▼	-7.4%	-5
	Felony	DF	62	▲	+148.0%	+37
	Abuse and Neglect	AN	57	▲	+7.5%	+4
	Permanency Planning	PH	48	▼	-2.0%	-1
	Terminate Parental Rights	TP	28	▲	+180.0%	+18
	Initial Foster Care	IF	23	▲	+109.1%	+12
	Foster Care Review	FC	21	▼	-8.7%	-2
	Truancy	TR	18	▲	+63.6%	+7
	Voluntary Continuing Services and Support Agree	VA	18	▲	+50.0%	+6
	Motion - Protective Order	MP	14	↔	-	-
	Non-Family Abuse Protective Order	AP	12	▲	+100.0%	+6
	Remand Custody	RC	11	▼	-75.6%	-34
	Child In Need of Services	CS	10	▲	+150.0%	+6
	Paternity	PT	10	▲	+11.1%	+1
	Civil Violation	CI	5	▲	+66.7%	+2
	Temporary Detention Order	TD	5	▼	-28.6%	-2
	Relief of Custody	CR	3	▼	-25.0%	-1
	Entrustment	ET	2	↔	-	-
	Capias	CA	1	▼	-75.0%	-3
	Emancipation	EP	0	▼	-100.0%	-1
	Emergency Custody Order	EC	0	▼	-100.0%	-2
	Qualified Residential Treatment	QR	0	▼	-100.0%	-3
	Remand Visitation	RV	0	▼	-100.0%	-2
	Show Cause	SC	0	▼	-100.0%	-1
Total			1,287	▲	20.8%	+222
GRAND TOTAL			2,112	▲	8.3%	+162

Dispositions by Major Case Category**

Category	Summary	Change	% Change	Absolute Change
Adult Criminal	336	▲	-8.4%	-31
Child Dependency	200	▲	+19.8%	+33
Child in Need of Services/Supervision	28	▲	+86.7%	+13
Custody and Visitation	664	▲	+21.6%	+118

Delinquency	210	▲	+82.6%	+95
Juvenile Miscellaneous	75	▲		0
New to Workload Study	5	▲	+66.7%	+2
Other	149	▼	-40.4%	-101
Protective Orders	136	▲	+27.1%	+29
Support	246	▲	+3.8%	+9
Traffic	63	▼	-7.4%	-5
GRAND TOTAL	2,112	▲	8.3%	+162

2024 Overall GRAND TOTAL		Distribution of Caseload		Change*		Percentage (%) of Caseload		
681	-143 -17.4%	Adult	299 44%	-15.1% ▼	-53	Adult	2023 42.7%	2024 43.9%
2024		Juvenile	382 56%	-19.1% ▼	-90	Juvenile	57.3%	56.1%
2023		GRAND TOTAL	681 100%	-17.4% ▼	-143	GRAND TOTAL	100%	100%

Dispositions by Division & Code

Division	Case Type Description	Code	Summary	Change	% Change	Absolute Change
Adult	Misdemeanor	CM	91	▼	-2.2%	-2
	Other	OT	54	▼	+12.5%	+6
	Civil Support	VS	51	▼	-21.5%	-14
	Show Cause	SC	27	▼	-53.4%	-31
	Family Abuse - Protective Order	FP	26	▲	+23.8%	+5
	Capias	CA	25	▲	+56.3%	+9
	Felony	CF	18	▼	-53.8%	-21
	Remand Support	RS	4	▼	-33.3%	-2
	Motion - Protective Order	MP	2	▼	-60.0%	-3
	Violation of Protective Order	PV	1	↔	-	-
Total			299	▼	-15.1%	-53
Juvenile	Custody Visitation	CV	138	▼	-24.2%	-44
	Misdemeanor	DM	71	▼	-4.1%	-3
	Traffic	T	38	▼	-17.4%	-8
	Abuse and Neglect	AN	32	▲	+33.3%	+8
	Mental Commitment	MC	16	▼	-40.7%	-11
	Foster Care Review	FC	15	▲	+114.3%	+8
	Status	ST	15	▲	+66.7%	+6
	Initial Foster Care	IF	10	▲	+400.0%	+8
	Felony	DF	8	▼	-72.4%	-21
	Voluntary Continuing Services and Support Agree	VA	7	▼	-22.2%	-2
	Motion - Protective Order	MP	6	▼	-40.0%	-4
	Permanency Planning	PH	6	▼	-60.0%	-9
	Temporary Detention Order	TD	6	▲	+20.0%	+1
	Remand Custody	RC	5	▼	-28.6%	-2
	Remand Visitation	RV	5	▼	-28.6%	-2
	Relief of Custody	CR	2	▲	-	+2
	Child In Need of Services	CS	1	▲	-	+1
	Emergency Custody Order	EC	1	▼	-50.0%	-1
	Entrustment	ET	0	▼	-100.0%	-5
	Non-Family Abuse Protective Order	AP	0	▼	-100.0%	-1
	Paternity	PT	0	▼	-100.0%	-3
	Qualified Residential Treatment	QR	0	▼	-100.0%	-2
	Terminate Parental Rights	TP	0	▼	-100.0%	-5
	Truancy	TR	0	▼	-100.0%	-1
	Total			382	▼	-19.1%
GRAND TOTAL			681	▼	-17.4%	-143

Dispositions by Major Case Category**

Category	Summary	Change	% Change	Absolute Change
Adult Criminal	154	▼	-12.5%	-22
Child Dependency	72	▲	+4.3%	+3
Child in Need of Services/Supervision	1	▲	-	0
Custody and Visitation	138	▼	-25.4%	-47
Delinquency	79	▼	-23.3%	-24
Juvenile Miscellaneous	15	▲	+66.7%	+6
Other	91	▼	-10.8%	-11
Protective Orders	34	▼	-8.1%	-3

* Compared to same time period as previous year

** Case Type Categories are defined in the 2017 Virginia Judicial Workload Assessment

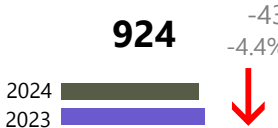
CPSS - JCMS CASELOAD STATISTICS OF THE JUVENILE & DOMESTIC RELATIONS DISTRICT COURTS
January 2024 thru May 2024 Dispositions (Compared to January 2023 thru May 2023)

Salem

District: 23 FIPS: 775

Support	59	▼	-38.5%	-37
Traffic	38	▼	-17.4%	-8
GRAND TOTAL	681	▼	-17.4%	-143

CPSS - JCMS CASELOAD STATISTICS OF THE JUVENILE & DOMESTIC RELATIONS DISTRICT COURTS
January 2024 thru May 2024 Dispositions (Compared to January 2023 thru May 2023)

2024 Overall GRAND TOTAL		Distribution of Caseload			Change*		Percentage (%) of Caseload			
 <p>2024 924</p> <p>-43 -4.4%</p>	2024	481	52%	-1.8%	▼	-9	Adult	2023	50.7%	52.1%
	2023	443	48%	-7.1%	▼	-34	Juvenile	49.3%	47.9%	
	GRAND TOTAL	924	100%	-4.4%	▼	-43	GRAND TOTAL	100%	100%	

Dispositions by Division & Code

Division	Case Type Description	Code	Summary	Change	% Change	Absolute Change	
Adult	Misdemeanor	CM	99	▲	+26.9%	+21	
	Civil Support	VS	88	▼	-12.9%	-13	
	Other	OT	83	↔		-	
	Show Cause	SC	78	▼	-25.0%	-26	
	Family Abuse - Protective Order	FP	49	▼	-14.0%	-8	
	Felony	CF	47	▲	+88.0%	+22	
	Capias	CA	14	↔		-	
	Motion - Protective Order	MP	12	▼	-29.4%	-5	
	Violation of Protective Order	PV	5	▼	-44.4%	-4	
	Non-Family Abuse Protective Order	AP	3	▲	+50.0%	+1	
	Remand Support	RS	3	▲	-	+3	
		Total		481	▼	-1.8%	-9
Juvenile	Custody Visitation	CV	292	↔		-	
	Misdemeanor	DM	36	▼	-5.3%	-2	
	Traffic	T	17	▼	-37.0%	-10	
	Abuse and Neglect	AN	15	▼	-53.1%	-17	
	Felony	DF	13	▲	+62.5%	+5	
	Paternity	PT	10	↔		-	
	Temporary Detention Order	TD	9	▲	+50.0%	+3	
	Foster Care Review	FC	8	▼	-11.1%	-1	
	Permanency Planning	PH	6	↔		-	
	Status	ST	6	▲	-50.0%	-6	
	Entrustment	ET	5	▲	-	+5	
	Motion - Protective Order	MP	5	▲	+66.7%	+2	
	Non-Family Abuse Protective Order	AP	4	▼	-50.0%	-4	
	Truancy	TR	4	▼	-66.7%	-8	
	Initial Foster Care	IF	3	▲	+200.0%	+2	
	Remand Custody	RC	3	▼	-50.0%	-3	
	Remand Visitation	RV	3	▲	-	+3	
	Child In Need of Services	CS	2	▲	-	+2	
	Special Immigrant Juvenile Status	SI	1	▲	-	+1	
	Voluntary Continuing Services and Support Agreen	VA	1	▲	-	+1	
	Child at Risk	RI	0	▼	-100.0%	-2	
	Emancipation	EP	0	▼	-100.0%	-1	
	Emergency Custody Order	EC	0	▼	-100.0%	-2	
	Terminate Parental Rights	TP	0	▼	-100.0%	-2	
		Total		443	▼	-7.1%	-34
	GRAND TOTAL			924	▼	-4.4%	-43

Dispositions by Major Case Category**

Category	Summary	Change	% Change	Absolute Change
Adult Criminal	216	▲	+11.3%	+22
Child Dependency	38	▲	-26.9%	-14
Child in Need of Services/Supervision	6	▲	-50.0%	-6
Custody and Visitation	302	↔		0
Delinquency	49	▲	+6.5%	+3
Juvenile Miscellaneous	6	▲	-53.8%	-7
New to Workload Study	1	▲	-	+1

* Compared to same time period as previous year

** Case Type Categories are defined in the 2017 Virginia Judicial Workload Assessment

CPSS - JCMS CASELOAD STATISTICS OF THE JUVENILE & DOMESTIC RELATIONS DISTRICT COURTS
 January 2024 thru May 2024 Dispositions (Compared to January 2023 thru May 2023)

Other	101	▲	+4.1%	+4
Protective Orders	73	▲	-16.1%	-14
Support	115	▼	-16.1%	-22
Traffic	17	▼	-37.0%	-10
GRAND TOTAL	924	▼	-4.4%	-43

2024 Overall GRAND TOTAL		Distribution of Caseload		Change*		Percentage (%) of Caseload		
1,982	-1 -0.1%	Adult	869 44%	-1.0% ▼	-9	Adult	2023 44.3%	2024 43.8%
2024		Juvenile	1,113 56%	0.7% ▲	+8	Juvenile	55.7%	56.2%
2023		GRAND TOTAL	1,982 100%	-0.1% ▼	-1	GRAND TOTAL	100%	100%

Dispositions by Division & Code

Division	Case Type Description	Code	Summary	Change	% Change	Absolute Change
Adult	Civil Support	VS	221	▲	+2.8%	+6
	Misdemeanor	CM	167	▲	+4.4%	+7
	Show Cause	SC	157	▲	-5.4%	-9
	Other	OT	93	▼	-5.1%	-5
	Family Abuse - Protective Order	FP	68	▼	-19.0%	-16
	Felony	CF	47	▼	-17.5%	-10
	Capias	CA	43	▼	-6.5%	-3
	Motion - Protective Order	MP	34	▲	+112.5%	+18
	Remand Support	RS	23	↔		-
	Violation of Protective Order	PV	12	▲	+71.4%	+5
	Non-Family Abuse Protective Order	AP	3	▼	-25.0%	-1
	Restricted License for Non-Support	SL	1	▼	-50.0%	-1
		Total		869	▼	-1.0%
Juvenile	Custody Visitation	CV	691	▲	+10.9%	+68
	Remand Custody	RC	39	▼	-20.4%	-10
	Status	ST	38	▲	+90.0%	+18
	Foster Care Review	FC	37	▼	-15.9%	-7
	Remand Visitation	RV	37	▼	-22.9%	-11
	Misdemeanor	DM	34	▼	-33.3%	-17
	Abuse and Neglect	AN	31	▼	-60.8%	-48
	Traffic	T	31	▲	+6.9%	+2
	Motion - Protective Order	MP	29	▲	+52.6%	+10
	Permanency Planning	PH	28	▲	+64.7%	+11
	Truancy	TR	26	▲	+188.9%	+17
	Non-Family Abuse Protective Order	AP	14	▲	+366.7%	+11
	Felony	DF	12	▼	-64.7%	-22
	Voluntary Continuing Services and Support Agree	VA	11	↔		-
	Paternity	PT	9	▼	-47.1%	-8
	Temporary Detention Order	TD	8	▲	+100.0%	+4
	Initial Foster Care	IF	7	▼	-53.3%	-8
	Relief of Custody	CR	7	▲	-	+7
	Terminate Parental Rights	TP	7	▲	+16.7%	+1
	Child In Need of Services	CS	6	▲	+50.0%	+2
	Entrustment	ET	4	▼	-50.0%	-4
	Other	OT	2	▼	-33.3%	-1
	Show Cause	SC	2	▲	-50.0%	-2
	Emancipation	EP	1	▲	-	+1
	Emergency Custody Order	EC	1	▼	-50.0%	-1
	Juvenile Support	JS	1	↔		-
	Civil Violation	CI	0	▼	-100.0%	-2
	Family Abuse - Protective Order	FP	0	▼	-100.0%	-1
	Qualified Residential Treatment	QR	0	▼	-100.0%	-1
	Restoration of Parental Rights	RR	0	▼	-100.0%	-1
		Total		1,113	▲	0.7%
GRAND TOTAL			1,982	▼	-0.1%	-1

* Compared to same time period as previous year
 6/13/2024 1:46:41PM

** Case Type Categories are defined in the 2017 Virginia Judicial Workload Assessment
 Source: SCV-SQL-Information

Dispositions by Major Case Category**

Category	Summary	Change	% Change	Absolute Change
Adult Criminal	363	▲	-6.4%	-25
Child Dependency	132	▲	-27.1%	-49
Child in Need of Services/Supervision	33	▲	+94.1%	+16
Custody and Visitation	700	▼	+9.4%	+60
Delinquency	47	▲	-44.7%	-38
Juvenile Miscellaneous	39	▲	+95.0%	+19
New to Workload Study	0	▼	-100.0%	-2
Other	203	▼	-11.0%	-25
Protective Orders	148	▲	+16.5%	+21
Support	286	▼	+7.5%	+20
Traffic	31	▲	+6.9%	+2
GRAND TOTAL	1,982	▼	-0.1%	-1

* Compared to same time period as previous year
 6/13/2024 1:46:41PM

** Case Type Categories are defined in the 2017 Virginia Judicial Workload Assessment
 Source: SCV-SQL-Information

2024 Overall GRAND TOTAL		Distribution of Caseload		Change*		Percentage (%) of Caseload		
1,411	-27 -1.9%	Adult	675 48%	-9.6% ▼	-72	Adult	51.9%	47.8%
2024		Juvenile	736 52%	6.5% ▲	+45	Juvenile	48.1%	52.2%
2023		GRAND TOTAL	1,411 100%	-1.9% ▼	-27	GRAND TOTAL	100%	100%

Dispositions by Division & Code

Division	Case Type Description	Code	Summary	Change	% Change	Absolute Change
Adult	Civil Support	VS	215	▲	+10.8%	+21
	Show Cause	SC	117	▼	-15.2%	-21
	Misdemeanor	CM	104	▼	-21.8%	-29
	Other	OT	97	▼	-14.9%	-17
	Family Abuse - Protective Order	FP	57	▼	-20.8%	-15
	Capias	CA	41	▲	+7.9%	+3
	Felony	CF	33	▼	-19.5%	-8
	Motion - Protective Order	MP	8	▼	-20.0%	-2
	Non-Family Abuse Protective Order	AP	3	▼	-40.0%	-2
	Restricted License for Non-Support	SL	0	▼	-100.0%	-2
	Total		675	▼	-9.6%	-72
Juvenile	Custody Visitation	CV	493	▲	+2.5%	+12
	Misdemeanor	DM	65	▲	+80.6%	+29
	Abuse and Neglect	AN	30	▲	+30.4%	+7
	Traffic	T	26	▼	-10.3%	-3
	Foster Care Review	FC	18	▲	+157.1%	+11
	Initial Foster Care	IF	18	▲	+1,700.0%	+17
	Status	ST	17	▼	-48.5%	-16
	Permanency Planning	PH	15	▲	+50.0%	+5
	Truancy	TR	14	▲	+27.3%	+3
	Motion - Protective Order	MP	9	▼	-40.0%	-6
	Non-Family Abuse Protective Order	AP	9	▲	+200.0%	+6
	Felony	DF	6	▼	-45.5%	-5
	Temporary Detention Order	TD	6	▼	-40.0%	-4
	Paternity	PT	4	▼	-55.6%	-5
	Child In Need of Services	CS	2	▼	-60.0%	-3
	Emergency Custody Order	EC	1	▼	-50.0%	-1
	Other	OT	1	▲	-	+1
	Special Immigrant Juvenile Status	SI	1	▲	-	+1
	Voluntary Continuing Services and Support Agreem	VA	1	▲	-	+1
	Civil Violation	CI	0	▼	-100.0%	-1
Qualified Residential Treatment	QR	0	▼	-100.0%	-1	
Terminate Parental Rights	TP	0	▼	-100.0%	-3	
	Total		736	▲	6.5%	+45
GRAND TOTAL			1,411	▼	-1.9%	-27

Dispositions by Major Case Category**

Category	Summary	Change	% Change	Absolute Change
Adult Criminal	252	▼	-13.1%	-38
Child Dependency	82	▲	+82.2%	+37
Child in Need of Services/Supervision	16	▼		0
Custody and Visitation	497	▼	+1.4%	+7
Delinquency	71	▲	+51.1%	+24
Juvenile Miscellaneous	17	▼	-48.5%	-16
New to Workload Study	1	▲		0
Other	105	▲	-16.7%	-21
Protective Orders	86	▲	-18.1%	-19
Support	258	▼	+0.8%	+2

* Compared to same time period as previous year
 6/13/2024 1:46:41PM

** Case Type Categories are defined in the 2017 Virginia Judicial Workload Assessment
 Source: SCV-SQL-Information

CPSS - JCMS CASELOAD STATISTICS OF THE JUVENILE & DOMESTIC RELATIONS DISTRICT COURTS
January 2024 thru May 2024 Dispositions (Compared to January 2023 thru May 2023)

Traffic		26	▼	-10.3%	-3
	GRAND TOTAL	1,411	▼	-1.9%	-27

2024 Overall GRAND TOTAL		Distribution of Caseload		Change*		Percentage (%) of Caseload			
2,972 	+139	Adult	1,549	52%	6.6% ▲	+96	Adult	51.3%	52.1%
	4.9%	Juvenile	1,423	48%	3.1% ▲	+43	Juvenile	48.7%	47.9%
		GRAND TOTAL	2,972	100%	4.9% ▲	+139	GRAND TOTAL	100%	100%

Dispositions by Division & Code

Division	Case Type Description	Code	Summary	Change	% Change	Absolute Change	
Adult	Misdemeanor	CM	377	▼	-3.8%	-15	
	Other	OT	274	▲	+8.3%	+21	
	Civil Support	VS	268	▲	+27.6%	+58	
	Show Cause	SC	241	▲	+0.8%	+2	
	Felony	CF	166	▲	+46.9%	+53	
	Family Abuse - Protective Order	FP	101	▼	-9.0%	-10	
	Capias	CA	81	▲	-26.4%	-29	
	Motion - Protective Order	MP	27	▲	+58.8%	+10	
	Non-Family Abuse Protective Order	AP	8	▲	+60.0%	+3	
	Remand Support	RS	3	▲	+200.0%	+2	
	Restricted License for Non-Support	SL	3	▲	+200.0%	+2	
	Violation of Protective Order	PV	0	▼	-100.0%	-1	
	Total			1,549	▲	6.6%	+96
Juvenile	Custody Visitation	CV	569	▼	-14.8%	-99	
	Misdemeanor	DM	161	▲	+59.4%	+60	
	Terminate Parental Rights	TP	89	▲	+39.1%	+25	
	Foster Care Review	FC	76	▼	-13.6%	-12	
	Abuse and Neglect	AN	70	▼	-10.3%	-8	
	Permanency Planning	PH	51	▼	-25.0%	-17	
	Felony	DF	46	▲	+64.3%	+18	
	Entrustment	ET	45	▲	+650.0%	+39	
	Initial Foster Care	IF	38	▲	+65.2%	+15	
	Truancy	TR	34	▲	+30.8%	+8	
	Mental Commitment	MC	31	↔		-	
	Status	ST	29	▲	+625.0%	+25	
	Traffic	T	29	▲	+31.8%	+7	
	Child at Risk	RI	25	▲	+177.8%	+16	
	Child In Need of Services	CS	25	▲	+47.1%	+8	
	Emergency Custody Order	EC	25	▼	-16.7%	-5	
	Paternity	PT	25	▼	-39.0%	-16	
	Temporary Detention Order	TD	18	▼	-33.3%	-9	
	Voluntary Continuing Services and Support Agree	VA	10	▲	+66.7%	+4	
	Motion - Protective Order	MP	6	▲	+200.0%	+4	
	Non-Family Abuse Protective Order	AP	5	▼	-44.4%	-4	
	Other	OT	4	▼	-66.7%	-8	
	Remand Custody	RC	4	▼	-33.3%	-2	
	Remand Visitation	RV	3	▲	-	+3	
	Civil Violation	CI	2	↔		-	
	Special Immigrant Juvenile Status	SI	2	▼	-75.0%	-6	
	Protective Order	PC	1	▲	-	+1	
	Qualified Residential Treatment	QR	0	▼	-100.0%	-4	
	Total			1,423	▲	3.1%	+43
	GRAND TOTAL			2,972	▲	4.9%	+139

Dispositions by Major Case Category**

Category	Summary	Change	% Change	Absolute Change
Adult Criminal	785	▼	-0.8%	-6
Child Dependency	404	▲	+16.8%	+58
Child in Need of Services/Supervision	59	▲	+37.2%	+16

* Compared to same time period as previous year
 6/13/2024 1:46:41PM

** Case Type Categories are defined in the 2017 Virginia Judicial Workload Assessment
 Source: SCV-SQL-Information

CPSS - JCMS CASELOAD STATISTICS OF THE JUVENILE & DOMESTIC RELATIONS DISTRICT COURTS
 January 2024 thru May 2024 Dispositions (Compared to January 2023 thru May 2023)

Custody and Visitation	594	▼	-16.2%	-115
Delinquency	208	▲	+61.2%	+79
Juvenile Miscellaneous	29	▲	+625.0%	+25
New to Workload Study	4	▼	-60.0%	-6
Other	362	▲	+0.6%	+2
Protective Orders	147	▲	+2.1%	+3
Support	351	▲	+27.6%	+76
Traffic	29	▲	+31.8%	+7
GRAND TOTAL	2,972	▲	4.9%	+139

2024 Overall GRAND TOTAL		Distribution of Caseload		Change*		Percentage (%) of Caseload			
471 +52 12.4% 		Adult	301	64%	39.4% ▲	+85	Adult	2023: 51.6%	2024: 63.9%
		Juvenile	170	36%	-16.3% ▼	-33	Juvenile	48.4%	36.1%
		GRAND TOTAL	471	100%	12.4% ▲	+52	GRAND TOTAL	100%	100%

Dispositions by Division & Code

Division	Case Type Description	Code	Summary	Change	% Change	Absolute Change
Adult	Misdemeanor	CM	139	▲	+297.1%	+104
	Show Cause	SC	51	▲	+21.4%	+9
	Civil Support	VS	32	▲	+10.3%	+3
	Other	OT	30	▼	-34.8%	-16
	Felony	CF	17	▼	-50.0%	-17
	Capias	CA	16	▲	+128.6%	+9
	Family Abuse - Protective Order	FP	10	▼	-41.2%	-7
	Motion - Protective Order	MP	4	▲	+33.3%	+1
	Violation of Protective Order	PV	2	▲	+100.0%	+1
	Non-Family Abuse Protective Order	AP	0	▼	-100.0%	-1
	Remand Support	RS	0	▼	-100.0%	-1
	Total		301	▲	39.4%	+85
Juvenile	Custody Visitation	CV	98	▲	+7.7%	+7
	Misdemeanor	DM	13	▼	-35.0%	-7
	Status	ST	8	▲	+300.0%	+6
	Traffic	T	7	▼	-58.8%	-10
	Truancy	TR	7	▲	+133.3%	+4
	Foster Care Review	FC	5	▲	+25.0%	+1
	Permanency Planning	PH	5	▼	-68.8%	-11
	Child at Risk	RI	4	▲	+300.0%	+3
	Motion - Protective Order	MP	4	▲	+300.0%	+3
	Terminate Parental Rights	TP	4	▼	-75.0%	-12
	Abuse and Neglect	AN	3	▼	-76.9%	-10
	Paternity	PT	3	▲	-	+3
	Child In Need of Services	CS	2	▲	+100.0%	+1
	Entrustment	ET	2	▼	-75.0%	-6
	Initial Foster Care	IF	1	↔	-	-
	Mental Commitment	MC	1	▲	-	+1
	Other	OT	1	▲	-	+1
	Restricted Operators License	RL	1	▲	-	+1
	Temporary Detention Order	TD	1	▼	-66.7%	-2
	Felony	DF	0	▼	-100.0%	-2
	Non-Family Abuse Protective Order	AP	0	▼	-100.0%	-1
	Qualified Residential Treatment	QR	0	▼	-100.0%	-1
	Relief of Custody	CR	0	▼	-100.0%	-2
	Total		170	▼	-16.3%	-33
	GRAND TOTAL		471	▲	12.4%	+52

Dispositions by Major Case Category**

Category	Summary	Change	% Change	Absolute Change
Adult Criminal	207	▲	+89.9%	+98
Child Dependency	24	▼	-61.3%	-38
Child in Need of Services/Supervision	9	▲	+125.0%	+5
Custody and Visitation	101	▲	+11.0%	+10
Delinquency	13	▼	-40.9%	-9
Juvenile Miscellaneous	8	▲	+300.0%	+6
Other	33	▲	-34.0%	-17
Protective Orders	18	▲	-21.7%	-5

* Compared to same time period as previous year
 6/13/2024 1:46:41PM

** Case Type Categories are defined in the 2017 Virginia Judicial Workload Assessment
 Source: SCV-SQL-Information

CPSS - JCMS CASELOAD STATISTICS OF THE JUVENILE & DOMESTIC RELATIONS DISTRICT COURTS
January 2024 thru May 2024 Dispositions (Compared to January 2023 thru May 2023)

Support	50	▲	+28.2%	+11
Traffic	8	▲	-52.9%	-9
GRAND TOTAL	471	▲	12.4%	+52

2024 Overall GRAND TOTAL		Distribution of Caseload		Change*		Percentage (%) of Caseload			
	690	Adult	375	54%	-3.1% ▼	-12	Adult	56.6%	54.3%
		Juvenile	315	46%	6.1% ▲	+18	Juvenile	43.4%	45.7%
		GRAND TOTAL	690	100%	0.9% ▲	+6	GRAND TOTAL	100%	100%

Dispositions by Division & Code

Division	Case Type Description	Code	Summary	Change	% Change	Absolute Change
Adult	Misdemeanor	CM	93	▼	-15.5%	-17
	Show Cause	SC	66	▲	+26.9%	+14
	Other	OT	56	▼	-16.4%	-11
	Civil Support	VS	55	▼	-25.7%	-19
	Felony	CF	49	▲	+75.0%	+21
	Family Abuse - Protective Order	FP	28	▲	+3.7%	+1
	Capias	CA	13	▼	-7.1%	-1
	Remand Support	RS	5	▲	+25.0%	+1
	Violation of Protective Order	PV	5	▲	+66.7%	+2
	Motion - Protective Order	MP	2	▼	-50.0%	-2
	Non-Family Abuse Protective Order	AP	1	▼	-66.7%	-2
	Protective Order	PC	1	▲	-	+1
	Restricted License for Non-Support	SL	1	↔	-	-
	Total		375	▼	-3.1%	-12
Juvenile	Custody Visitation	CV	196	▲	+18.1%	+30
	Status	ST	28	▲	+133.3%	+16
	Traffic	T	18	▲	+38.5%	+5
	Truancy	TR	12	▼	-29.4%	-5
	Misdemeanor	DM	9	▼	-47.1%	-8
	Remand Custody	RC	7	▼	-12.5%	-1
	Child In Need of Services	CS	6	▲	+200.0%	+4
	Felony	DF	5	▲	+150.0%	+3
	Motion - Protective Order	MP	4	▼	-33.3%	-2
	Non-Family Abuse Protective Order	AP	4	▲	+33.3%	+1
	Other	OT	4	▲	+100.0%	+2
	Permanency Planning	PH	4	▼	-75.0%	-12
	Temporary Detention Order	TD	4	▲	+33.3%	+1
	Emergency Custody Order	EC	3	↔	-	-
	Foster Care Review	FC	3	▲	+200.0%	+2
	Paternity	PT	3	▲	+50.0%	+1
	Civil Violation	CI	1	▲	-	+1
	Emancipation	EP	1	▲	-	+1
	Initial Foster Care	IF	1	↔	-	-
	Relief of Custody	CR	1	↔	-	-
	Show Cause	SC	1	▼	-50.0%	-1
	Abuse and Neglect	AN	0	▼	-100.0%	-12
	Family Abuse - Protective Order	FP	0	▼	-100.0%	-1
	Qualified Residential Treatment	QR	0	▼	-100.0%	-1
	Terminate Parental Rights	TP	0	▼	-100.0%	-6
		Total		315	▲	6.1%
	GRAND TOTAL		690	▲	0.9%	+6

Dispositions by Major Case Category**

Category	Summary	Change	% Change	Absolute Change
Adult Criminal	202	▲	+6.9%	+13
Child Dependency	9	▼	-76.3%	-29
Child in Need of Services/Supervision	19	▲	-9.5%	-2
Custody and Visitation	199	▲	+18.5%	+31
Delinquency	14	▲	-26.3%	-5

* Compared to same time period as previous year
 6/13/2024 1:46:41PM

** Case Type Categories are defined in the 2017 Virginia Judicial Workload Assessment
 Source: SCV-SQL-Information

CPSS - JCMS CASELOAD STATISTICS OF THE JUVENILE & DOMESTIC RELATIONS DISTRICT COURTS
 January 2024 thru May 2024 Dispositions (Compared to January 2023 thru May 2023)

Alleghany

District: 25 FIPS: 005

Juvenile Miscellaneous	29	▲	+141.7%	+17
New to Workload Study	1	▲	-	+1
Other	79	▲	-9.2%	-8
Protective Orders	39	▼	-11.4%	-5
Support	81	▲	-12.9%	-12
Traffic	18	▲	+38.5%	+5
GRAND TOTAL	690	▲	0.9%	+6

CPSS - JCMS CASELOAD STATISTICS OF THE JUVENILE & DOMESTIC RELATIONS DISTRICT COURTS
 January 2024 thru May 2024 Dispositions (Compared to January 2023 thru May 2023)

2024 Overall GRAND TOTAL		Distribution of Caseload		Change*		Percentage (%) of Caseload		
1,806	-377 -17.3%	Adult	860 48%	-14.3% ▼	-143	Adult	45.9%	47.6%
		Juvenile	946 52%	-19.8% ▼	-234	Juvenile	54.1%	52.4%
		GRAND TOTAL	1,806 100%	-17.3% ▼	-377	GRAND TOTAL	100%	100%

Dispositions by Division & Code

Division	Case Type Description	Code	Summary	Change	% Change	Absolute Change
Adult	Misdemeanor	CM	173	▼	-13.9%	-28
	Civil Support	VS	171	▼	-7.1%	-13
	Show Cause	SC	145	▼	-5.8%	-9
	Other	OT	118	▲	-7.1%	-9
	Capias	CA	81	▲	+19.1%	+13
	Family Abuse - Protective Order	FP	61	▼	-17.6%	-13
	Felony	CF	61	▼	-15.3%	-11
	Remand Support	RS	21	▼	-77.4%	-72
	Motion - Protective Order	MP	13	▼	-13.3%	-2
	Non-Family Abuse Protective Order	AP	13	▲	+116.7%	+7
	Violation of Protective Order	PV	2	▼	-66.7%	-4
	Restricted License for Non-Support	SL	1	▼	-66.7%	-2
Total			860	▼	-14.3%	-143
Juvenile	Custody Visitation	CV	536	▲	+10.5%	+51
	Misdemeanor	DM	89	▲	+32.8%	+22
	Traffic	T	41	▼	-33.9%	-21
	Foster Care Review	FC	36	▼	-28.0%	-14
	Remand Custody	RC	30	▼	-79.7%	-118
	Remand Visitation	RV	30	▼	-79.7%	-118
	Abuse and Neglect	AN	27	▼	-22.9%	-8
	Truancy	TR	23	▲	+4.5%	+1
	Felony	DF	18	▼	-30.8%	-8
	Emergency Custody Order	EC	17	▲	+41.7%	+5
	Temporary Detention Order	TD	16	▲	+128.6%	+9
	Permanency Planning	PH	15	▲	+36.4%	+4
	Motion - Protective Order	MP	11	▼	-54.2%	-13
	Child In Need of Services	CS	10	▼	-23.1%	-3
	Voluntary Continuing Services and Support Agreen	VA	8	▲	+300.0%	+6
	Paternity	PT	7	↔		-
	Non-Family Abuse Protective Order	AP	6	▼	-53.8%	-7
	Terminate Parental Rights	TP	5	▼	-54.5%	-6
	Civil Violation	CI	4	▲	+100.0%	+2
	Initial Foster Care	IF	4	▼	-75.0%	-12
	Status	ST	4	▼	-42.9%	-3
	Other	OT	2	▲		-
	Show Cause	SC	2	▲	+100.0%	+1
	Special Immigrant Juvenile Status	SI	2	↔		-
	Emancipation	EP	1	↔		-
	Family Abuse - Protective Order	FP	1	▲	-	+1
	Relief of Custody	CR	1	↔		-
	Capias	CA	0	▼	-100.0%	-1
	Qualified Residential Treatment	QR	0	▼	-100.0%	-4
	Total			946	▼	-19.8%
GRAND TOTAL			1,806	▼	-17.3%	-377

Dispositions by Major Case Category**

Category	Summary	Change	% Change	Absolute Change
Adult Criminal	389	▼	-11.4%	-50
Child Dependency	96	▲	-26.2%	-34

* Compared to same time period as previous year

** Case Type Categories are defined in the 2017 Virginia Judicial Workload Assessment

CPSS - JCMS CASELOAD STATISTICS OF THE JUVENILE & DOMESTIC RELATIONS DISTRICT COURTS
 January 2024 thru May 2024 Dispositions (Compared to January 2023 thru May 2023)

Augusta

District: 25 FIPS: 015

Child in Need of Services/Supervision	33	▼	-5.7%	-2
Custody and Visitation	543	▲	+10.4%	+51
Delinquency	109	▲	+14.7%	+14
Juvenile Miscellaneous	6	▲	-25.0%	-2
New to Workload Study	6	▲	+50.0%	+2
Other	233	▲	-56.6%	-304
Protective Orders	105	▲	-20.5%	-27
Support	245	▼	-1.6%	-4
Traffic	41	▼	-33.9%	-21
GRAND TOTAL	1,806	▼	-17.3%	-377

2024 Overall GRAND TOTAL		Distribution of Caseload		Change*		Percentage (%) of Caseload		
76	-37 -32.7%	Adult	29 38%	-40.8% ▼	-20	Adult	2023 43.4%	2024 38.2%
2024		Juvenile	47 62%	-26.6% ▼	-17	Juvenile	56.6%	61.8%
2023		GRAND TOTAL	76 100%	-32.7% ▼	-37	GRAND TOTAL	100%	100%

Dispositions by Division & Code

Division	Case Type Description	Code	Summary	Change	% Change	Absolute Change
Adult	Other	OT	10	▲	+66.7%	+4
	Civil Support	VS	9	▲	+28.6%	+2
	Misdemeanor	CM	4	▼	-77.8%	-14
	Family Abuse - Protective Order	FP	2	↔		-
	Show Cause	SC	2	▼	-66.7%	-4
	Felony	CF	1	▼	-83.3%	-5
	Motion - Protective Order	MP	1	↔		-
	Capias	CA	0	▼	-100.0%	-1
	Remand Support	RS	0	▼	-100.0%	-2
	Total		29	▼	-40.8%	-20
Juvenile	Custody Visitation	CV	33	▲	+6.5%	+2
	Misdemeanor	DM	6	▲	+20.0%	+1
	Traffic	T	3	▼	-78.6%	-11
	Child In Need of Services	CS	2	▲	-	+2
	Civil Violation	CI	1	▲	-	+1
	Emergency Custody Order	EC	1	▲	-	+1
	Felony	DF	1	▲	-	+1
	Abuse and Neglect	AN	0	▼	-100.0%	-2
	Non-Family Abuse Protective Order	AP	0	▼	-100.0%	-5
	Remand Custody	RC	0	▼	-100.0%	-6
	Truancy	TR	0	▼	-100.0%	-1
Total		47	▼	-26.6%	-17	
GRAND TOTAL			76	▼	-32.7%	-37

Dispositions by Major Case Category**

Category	Summary	Change	% Change	Absolute Change
Adult Criminal	5	▼	-80.8%	-21
Child Dependency	0	▼	-100.0%	-2
Child in Need of Services/Supervision	2	▲	+100.0%	+1
Custody and Visitation	33	▲	+6.5%	+2
Delinquency	7	▲	+40.0%	+2
New to Workload Study	1	▲	-	+1
Other	11	▲	-21.4%	-3
Protective Orders	3	▼	-62.5%	-5
Support	11	▼	-8.3%	-1
Traffic	3	▼	-78.6%	-11
GRAND TOTAL		76	▼	-32.7%

* Compared to same time period as previous year
 6/13/2024 1:46:41PM

** Case Type Categories are defined in the 2017 Virginia Judicial Workload Assessment
 Source: SCV-SQL-Information

2024 Overall GRAND TOTAL		Distribution of Caseload		Change*		Percentage (%) of Caseload			
576 	+27	Adult	254	44%	-9.6% ▼	-27	Adult	51.2%	44.1%
	4.9%	Juvenile	322	56%	20.1% ▲	+54	Juvenile	48.8%	55.9%
		GRAND TOTAL	576	100%	4.9% ▲	+27	GRAND TOTAL	100%	100%

Dispositions by Division & Code

Division	Case Type Description	Code	Summary	Change	% Change	Absolute Change	
Adult	Other	OT	62	▲	+44.2%	+19	
	Civil Support	VS	57	▲	+16.3%	+8	
	Misdemeanor	CM	51	▼	-27.1%	-19	
	Family Abuse - Protective Order	FP	19	▲	+5.6%	+1	
	Show Cause	SC	18	▼	-52.6%	-20	
	Felony	CF	16	▼	-52.9%	-18	
	Remand Support	RS	13	▲	+30.0%	+3	
	Motion - Protective Order	MP	7	▼	-30.0%	-3	
	Non-Family Abuse Protective Order	AP	6	▲	+500.0%	+5	
	Capias	CA	4	▼	-42.9%	-3	
	Protective Order	PC	1	▲	-	+1	
	Criminal Support	CS	0	▼	-100.0%	-1	
		Total		254	▼	-9.6%	-27
Juvenile	Custody Visitation	CV	134	▲	+15.5%	+18	
	Traffic	T	40	▼	-2.4%	-1	
	Remand Custody	RC	36	▲	+111.8%	+19	
	Remand Visitation	RV	35	▲	+133.3%	+20	
	Misdemeanor	DM	25	▼	-16.7%	-5	
	Abuse and Neglect	AN	10	▲	+150.0%	+6	
	Civil Violation	CI	10	▲	+150.0%	+6	
	Child In Need of Services	CS	5	▲	+25.0%	+1	
	Emergency Custody Order	EC	5	▲	+150.0%	+3	
	Truancy	TR	5	▲	-	+5	
	Family Abuse - Protective Order	FP	3	▲	-	+3	
	Felony	DF	2	▼	-88.2%	-15	
	Foster Care Review	FC	2	▼	-50.0%	-2	
	Mental Commitment	MC	2	▲	+100.0%	+1	
	Restoration of Parental Rights	RR	2	▲	-	+2	
	Initial Foster Care	IF	1	▲	-	+1	
	Motion - Protective Order	MP	1	↔	-	-	
	Permanency Planning	PH	1	▼	-66.7%	-2	
	Show Cause	SC	1	▼	-75.0%	-3	
	Status	ST	1	↔	-	-	
	Temporary Detention Order	TD	1	↔	-	-	
	Non-Family Abuse Protective Order	AP	0	▼	-100.0%	-2	
	Special Immigrant Juvenile Status	SI	0	▼	-100.0%	-1	
		Total		322	▲	20.1%	+54
		GRAND TOTAL		576	▲	4.9%	+27

Dispositions by Major Case Category**

Category	Summary	Change	% Change	Absolute Change
Adult Criminal	83	▲	-35.7%	-46
Child Dependency	14	▲	+27.3%	+3
Child in Need of Services/Supervision	10	▲	+150.0%	+6
Custody and Visitation	134	▲	+15.5%	+18
Delinquency	28	▼	-45.1%	-23
Juvenile Miscellaneous	1	↔	-	0
New to Workload Study	10	▲	+100.0%	+5

CPSS - JCMS CASELOAD STATISTICS OF THE JUVENILE & DOMESTIC RELATIONS DISTRICT COURTS
 January 2024 thru May 2024 Dispositions (Compared to January 2023 thru May 2023)

Botetourt

District: 25 FIPS: 023

Other	156	▲	+75.3%	+67
Protective Orders	36	▲	+12.5%	+4
Support	64	▼	-8.6%	-6
Traffic	40	▼	-2.4%	-1
GRAND TOTAL	576	▲	4.9%	+27

2024 Overall GRAND TOTAL		Distribution of Caseload		Change*		Percentage (%) of Caseload			
201	-20 -9.0%	Adult	124	62%	9.7% ▲	+11	Adult	51.1%	61.7%
2024		Juvenile	77	38%	-28.7% ▼	-31	Juvenile	48.9%	38.3%
2023		GRAND TOTAL	201	100%	-9.0% ▼	-20	GRAND TOTAL	100%	100%

Dispositions by Division & Code

Division	Case Type Description	Code	Summary	Change	% Change	Absolute Change
Adult	Civil Support	VS	31	▲	+55.0%	+11
	Misdemeanor	CM	27	▼	-20.6%	-7
	Show Cause	SC	19	▲	+137.5%	+11
	Other	OT	18	▼	-10.0%	-2
	Family Abuse - Protective Order	FP	14	▲	+16.7%	+2
	Felony	CF	10	▲	+11.1%	+1
	Capias	CA	4	▲	+33.3%	+1
	Remand Support	RS	1	▲	-	+1
	Motion - Protective Order	MP	0	▼	-100.0%	-4
	Non-Family Abuse Protective Order	AP	0	▼	-100.0%	-3
	Total		124	▲	9.7%	+11
Juvenile	Custody Visitation	CV	21	▼	-69.1%	-47
	Truancy	TR	12	▲	+300.0%	+9
	Permanency Planning	PH	11	▲	+266.7%	+8
	Abuse and Neglect	AN	6	▼	-14.3%	-1
	Remand Custody	RC	5	▲	-	+5
	Motion - Protective Order	MP	4	▲	+100.0%	+2
	Misdemeanor	DM	3	▼	-70.0%	-7
	Traffic	T	3	↔	-	-
	Child In Need of Services	CS	2	▲	+100.0%	+1
	Initial Foster Care	IF	2	▼	-33.3%	-1
	Non-Family Abuse Protective Order	AP	2	▲	-	+2
	Remand Visitation	RV	2	▲	-	+2
	Civil Violation	CI	1	▼	-50.0%	-1
	Foster Care Review	FC	1	↔	-	-
	Status	ST	1	▼	-50.0%	-1
	Voluntary Continuing Services and Support Agree	VA	1	↔	-	-
	Felony	DF	0	▼	-100.0%	-1
	Other	OT	0	▼	-100.0%	-1
	Total		77	▼	-28.7%	-31
GRAND TOTAL			201	▼	-9.0%	-20

Dispositions by Major Case Category**

Category	Summary	Change	% Change	Absolute Change
Adult Criminal	47	▲	-2.1%	-1
Child Dependency	21	▲	+40.0%	+6
Child in Need of Services/Supervision	14	▲	+250.0%	+10
Custody and Visitation	21	▼	-69.1%	-47
Delinquency	3	▼	-72.7%	-8
Juvenile Miscellaneous	1	▼	-50.0%	-1
New to Workload Study	1	▼	-50.0%	-1
Other	26	▲	+23.8%	+5
Protective Orders	20	▲	-4.8%	-1
Support	44	▲	+69.2%	+18
Traffic	3	↔	-	0
GRAND TOTAL		201	▼	-9.0%

* Compared to same time period as previous year
 6/13/2024 1:46:41PM

** Case Type Categories are defined in the 2017 Virginia Judicial Workload Assessment
 Source: SCV-SQL-Information

2024 Overall GRAND TOTAL		Distribution of Caseload		Change*		Percentage (%) of Caseload			
100	-37 -27.0%	Adult	69	69%	30.2% ▲	+16	Adult	2023 38.7%	2024 69.0%
2024		Juvenile	31	31%	-63.1% ▼	-53	Juvenile	61.3%	31.0%
2023		GRAND TOTAL	100	100%	-27.0% ▼	-37	GRAND TOTAL	100%	100%

Dispositions by Division & Code

Division	Case Type Description	Code	Summary	Change	% Change	Absolute Change
Adult	Misdemeanor	CM	18	▲	+63.6%	+7
	Felony	CF	13	▲	+1,200.0%	+12
	Show Cause	SC	13	▲	+62.5%	+5
	Civil Support	VS	10	▼	-23.1%	-3
	Other	OT	8	▲	-11.1%	-1
	Family Abuse - Protective Order	FP	4	▼	-20.0%	-1
	Non-Family Abuse Protective Order	AP	2	▲	-	+2
	Motion - Protective Order	MP	1	▼	-50.0%	-1
	Capias	CA	0	▼	-100.0%	-3
	Remand Support	RS	0	▼	-100.0%	-1
	Total		69	▲	30.2%	+16
Juvenile	Custody Visitation	CV	11	▼	-78.4%	-40
	Abuse and Neglect	AN	3	▲	+50.0%	+1
	Foster Care Review	FC	3	▲	+200.0%	+2
	Initial Foster Care	IF	3	▲	+200.0%	+2
	Traffic	T	3	↔	-	-
	Truancy	TR	2	▲	+100.0%	+1
	Misdemeanor	DM	1	▼	-66.7%	-2
	Motion - Protective Order	MP	1	▼	-50.0%	-1
	Remand Custody	RC	1	▲	-	+1
	Remand Visitation	RV	1	▲	-	+1
	Temporary Detention Order	TD	1	▲	-	+1
	Terminate Parental Rights	TP	1	▼	-92.3%	-12
	Permanency Planning	PH	0	▼	-100.0%	-5
	Qualified Residential Treatment	QR	0	▼	-100.0%	-1
	Voluntary Continuing Services and Support Agreem	VA	0	▼	-100.0%	-1
		Total		31	▼	-63.1%
GRAND TOTAL			100	▼	-27.0%	-37

Dispositions by Major Case Category**

Category	Summary	Change	% Change	Absolute Change	
Adult Criminal	39	▲	+85.7%	+18	
Child Dependency	10	▲	-58.3%	-14	
Child in Need of Services/Supervision	2	▲	+100.0%	+1	
Custody and Visitation	11	▼	-78.4%	-40	
Delinquency	1	▼	-66.7%	-2	
Other	11	▲	+10.0%	+1	
Protective Orders	8	▲	-11.1%	-1	
Support	15	▲	-	0	
Traffic	3	↔	-	0	
GRAND TOTAL		100	▼	-27.0%	-37

* Compared to same time period as previous year
 6/13/2024 1:46:41PM

** Case Type Categories are defined in the 2017 Virginia Judicial Workload Assessment
 Source: SCV-SQL-Information

2024 Overall GRAND TOTAL		Distribution of Caseload		Change*		Percentage (%) of Caseload			
32 -45.8% 	-27 -45.8% 	Adult	22	69%	-33.3% ▼	-11	Adult	55.9%	68.8%
		Juvenile	10	31%	-61.5% ▼	-16	Juvenile	44.1%	31.3%
GRAND TOTAL		32	100%	-45.8% ▼	-27	GRAND TOTAL	100%	100%	

Dispositions by Division & Code

Division	Case Type Description	Code	Summary	Change	% Change	Absolute Change
Adult	Misdemeanor	CM	8	▼	-55.6%	-10
	Other	OT	4	▲	-	-
	Show Cause	SC	3	▲	-	+3
	Capias	CA	2	▲	-	+2
	Felony	CF	2	▼	-33.3%	-1
	Civil Support	VS	1	▼	-66.7%	-2
	Non-Family Abuse Protective Order	AP	1	↔	-	-
	Remand Support	RS	1	▲	-	+1
	Family Abuse - Protective Order	FP	0	▼	-100.0%	-4
Total			22	▼	-33.3%	-11
Juvenile	Custody Visitation	CV	3	▼	-82.4%	-14
	Traffic	T	3	▲	+50.0%	+1
	Remand Custody	RC	2	▲	-	+2
	Remand Visitation	RV	2	▲	-	+2
	Abuse and Neglect	AN	0	▼	-100.0%	-1
	Initial Foster Care	IF	0	▼	-100.0%	-1
	Misdemeanor	DM	0	▼	-100.0%	-5
Total			10	▼	-61.5%	-16
GRAND TOTAL			32	▼	-45.8%	-27

Dispositions by Major Case Category**

Category	Summary	Change	% Change	Absolute Change	
Adult Criminal	12	▲	-42.9%	-9	
Child Dependency	0	▼	-100.0%	-2	
Custody and Visitation	3	▼	-82.4%	-14	
Delinquency	0	▼	-100.0%	-5	
Other	9	▲	+125.0%	+5	
Protective Orders	1	▼	-80.0%	-4	
Support	4	▲	+33.3%	+1	
Traffic	3	▲	+50.0%	+1	
GRAND TOTAL		32	▼	-45.8%	-27

2024 Overall GRAND TOTAL		Distribution of Caseload		Change*		Percentage (%) of Caseload		
525	-3 -0.6%	Adult	260 50%	-3.3% ▼	-9	Adult	2023 50.9%	2024 49.5%
2024		Juvenile	265 50%	2.3% ▲	+6	Juvenile	49.1%	50.5%
2023		GRAND TOTAL	525 100%	-0.6% ▼	-3	GRAND TOTAL	100%	100%

Dispositions by Division & Code

Division	Case Type Description	Code	Summary	Change	% Change	Absolute Change
Adult	Misdemeanor	CM	59	▼	-11.9%	-8
	Civil Support	VS	53	▼	-3.6%	-2
	Other	OT	45	▲	+9.8%	+4
	Felony	CF	27	▲	+17.4%	+4
	Show Cause	SC	25	▼	-28.6%	-10
	Family Abuse - Protective Order	FP	24	▼	-7.7%	-2
	Capias	CA	11	▼	-21.4%	-3
	Non-Family Abuse Protective Order	AP	6	▲	+500.0%	+5
	Motion - Protective Order	MP	4	▲	+33.3%	+1
	Violation of Protective Order	PV	4	▲	-	+4
	Remand Support	RS	2	▼	-50.0%	-2
		Total		260	▼	-3.3%
Juvenile	Custody Visitation	CV	157	▲	+11.3%	+16
	Misdemeanor	DM	24	▼	-4.0%	-1
	Traffic	T	16	▲	+60.0%	+6
	Truancy	TR	14	▲	+7.7%	+1
	Motion - Protective Order	MP	9	▲	+50.0%	+3
	Abuse and Neglect	AN	8	▼	-38.5%	-5
	Show Cause	SC	7	▲	+16.7%	+1
	Child In Need of Services	CS	5	▲	+66.7%	+2
	Permanency Planning	PH	5	▼	-16.7%	-1
	Status	ST	4	↔	-	-
	Felony	DF	3	▼	-50.0%	-3
	Foster Care Review	FC	3	↔	-	-
	Temporary Detention Order	TD	3	▲	-	+3
	Paternity	PT	2	▼	-33.3%	-1
	Relief of Custody	CR	2	▲	+100.0%	+1
	Civil Violation	CI	1	▼	-75.0%	-3
	Initial Foster Care	IF	1	▼	-50.0%	-1
	Non-Family Abuse Protective Order	AP	1	▼	-85.7%	-6
	Qualified Residential Treatment	QR	0	▼	-100.0%	-2
	Remand Custody	RC	0	▼	-100.0%	-1
	Remand Visitation	RV	0	▼	-100.0%	-1
	Special Immigrant Juvenile Status	SI	0	▼	-100.0%	-1
Voluntary Continuing Services and Support Agreem	VA	0	▼	-100.0%	-1	
	Total		265	▲	2.3%	+6
GRAND TOTAL			525	▼	-0.6%	-3

Dispositions by Major Case Category**

Category	Summary	Change	% Change	Absolute Change
Adult Criminal	115	▲	-6.5%	-8
Child Dependency	19	▼	-32.1%	-9
Child in Need of Services/Supervision	20	▲	+25.0%	+4
Custody and Visitation	159	▼	+10.4%	+15
Delinquency	33	▼	-10.8%	-4
Juvenile Miscellaneous	4	↔	-	0
New to Workload Study	1	▼	-80.0%	-4
Other	50	▲	+6.4%	+3

* Compared to same time period as previous year
 6/13/2024 1:46:41PM

** Case Type Categories are defined in the 2017 Virginia Judicial Workload Assessment
 Source: SCV-SQL-Information

Protective Orders	44	▲	+2.3%	+1
Support	64	▼	-9.9%	-7
Traffic	16	▲	+60.0%	+6
GRAND TOTAL	525	▼	-0.6%	-3

2024 Overall GRAND TOTAL		Distribution of Caseload		Change*		Percentage (%) of Caseload		
847	-25 -2.9%	Adult	484 57%	3.0% ▲	+14	Adult	2023 53.9%	2024 57.1%
2024		Juvenile	363 43%	-9.7% ▼	-39	Juvenile	46.1%	42.9%
2023		GRAND TOTAL	847 100%	-2.9% ▼	-25	GRAND TOTAL	100%	100%

Dispositions by Division & Code

Division	Case Type Description	Code	Summary	Change	% Change	Absolute Change	
Adult	Misdemeanor	CM	111	▲	+12.1%	+12	
	Show Cause	SC	109	▲	+36.3%	+29	
	Felony	CF	69	▼	-10.4%	-8	
	Civil Support	VS	59	▼	-4.8%	-3	
	Other	OT	53	▲	-22.1%	-15	
	Capias	CA	37	▲	+5.7%	+2	
	Family Abuse - Protective Order	FP	33	▼	-5.7%	-2	
	Remand Support	RS	5	▲	+400.0%	+4	
	Motion - Protective Order	MP	3	▼	-66.7%	-6	
	Violation of Protective Order	PV	3	▲	+50.0%	+1	
	Non-Family Abuse Protective Order	AP	1	↔		-	
	Restricted License for Non-Support	SL	1	▲	-	+1	
	Criminal Support	CS	0	▼	-100.0%	-1	
	Total		484	▲	3.0%	+14	
Juvenile	Custody Visitation	CV	173	▼	-18.0%	-38	
	Abuse and Neglect	AN	45	▲	+136.8%	+26	
	Foster Care Review	FC	22	▲	+10.0%	+2	
	Mental Commitment	MC	20	▼	-39.4%	-13	
	Misdemeanor	DM	20	▼	-9.1%	-2	
	Traffic	T	14	▼	-33.3%	-7	
	Initial Foster Care	IF	10	▲	+42.9%	+3	
	Terminate Parental Rights	TP	10	↔		-	
	Remand Custody	RC	8	▲	+100.0%	+4	
	Remand Visitation	RV	8	▲	+100.0%	+4	
	Permanency Planning	PH	7	▼	-12.5%	-1	
	Child In Need of Services	CS	4	▼	-20.0%	-1	
	Paternity	PT	4	▼	-20.0%	-1	
	Motion - Protective Order	MP	3	▼	-25.0%	-1	
	Temporary Detention Order	TD	3	▼	-40.0%	-2	
	Truancy	TR	3	▲	+50.0%	+1	
	Felony	DF	2	▼	-86.7%	-13	
	Non-Family Abuse Protective Order	AP	2	▲	+100.0%	+1	
	Special Immigrant Juvenile Status	SI	2	▲	-	+2	
	Emergency Custody Order	EC	1	▼	-50.0%	-1	
	Status	ST	1	↔		-	
	Voluntary Continuing Services and Support Agreem	VA	1	↔		-	
	Civil Violation	CI	0	▼	-100.0%	-2	
		Total		363	▼	-9.7%	-39
		GRAND TOTAL		847	▼	-2.9%	-25

Dispositions by Major Case Category**

Category	Summary	Change	% Change	Absolute Change
Adult Criminal	275	▲	+5.0%	+13
Child Dependency	95	▲	+46.2%	+30
Child in Need of Services/Supervision	7	▲		0
Custody and Visitation	177	▼	-18.1%	-39
Delinquency	22	▼	-40.5%	-15
Juvenile Miscellaneous	1	↔		0

* Compared to same time period as previous year
 6/13/2024 1:46:41PM

** Case Type Categories are defined in the 2017 Virginia Judicial Workload Assessment
 Source: SCV-SQL-Information

CPSS - JCMS CASELOAD STATISTICS OF THE JUVENILE & DOMESTIC RELATIONS DISTRICT COURTS
 January 2024 thru May 2024 Dispositions (Compared to January 2023 thru May 2023)

Staunton

District: 25 FIPS: 790

New to Workload Study	2	▲		0
Other	98	▲	-16.2%	-19
Protective Orders	42	▲	-16.0%	-8
Support	114	▲	+21.3%	+20
Traffic	14	▼	-33.3%	-7
GRAND TOTAL	847	▼	-2.9%	-25

2024 Overall GRAND TOTAL		Distribution of Caseload		Change*		Percentage (%) of Caseload		
857	-10 -1.2%	Adult	496 58%	15.9% ▲	+68	Adult	49.4%	57.9%
2024		Juvenile	361 42%	-17.8% ▼	-78	Juvenile	50.6%	42.1%
2023		GRAND TOTAL	857 100%	-1.2% ▼	-10	GRAND TOTAL	100%	100%

Dispositions by Division & Code

Division	Case Type Description	Code	Summary	Change	% Change	Absolute Change
Adult	Civil Support	VS	116	▲	+22.1%	+21
	Show Cause	SC	88	▲	-2.2%	-2
	Misdemeanor	CM	76	↔		-
	Other	OT	63	▲	+5.0%	+3
	Felony	CF	50	▲	+127.3%	+28
	Capias	CA	43	▲	+48.3%	+14
	Family Abuse - Protective Order	FP	40	▲	+29.0%	+9
	Motion - Protective Order	MP	7	▼	-53.3%	-8
	Non-Family Abuse Protective Order	AP	5	▲	-	+5
	Remand Support	RS	5	▼	-44.4%	-4
	Restricted License for Non-Support	SL	2	▲	+100.0%	+1
	Violation of Protective Order	PV	1	▲	-	+1
		Total		496	▲	15.9%
Juvenile	Custody Visitation	CV	190	▼	-21.8%	-53
	Foster Care Review	FC	30	▲	+11.1%	+3
	Misdemeanor	DM	27	↔		-
	Felony	DF	20	▲	+100.0%	+10
	Permanency Planning	PH	16	▼	-11.1%	-2
	Temporary Detention Order	TD	10	▲	+11.1%	+1
	Remand Custody	RC	8	▼	-55.6%	-10
	Remand Visitation	RV	8	▼	-55.6%	-10
	Truancy	TR	8	▼	-11.1%	-1
	Abuse and Neglect	AN	7	▼	-36.4%	-4
	Paternity	PT	7	↔		-
	Terminate Parental Rights	TP	7	▼	-56.3%	-9
	Traffic	T	6	▲	+500.0%	+5
	Initial Foster Care	IF	4	▼	-33.3%	-2
	Voluntary Continuing Services and Support Agree	VA	4	▲	+33.3%	+1
	Non-Family Abuse Protective Order	AP	3	▲	+200.0%	+2
	Show Cause	SC	3	▲	+50.0%	+1
	Child In Need of Services	CS	2	▼	-60.0%	-3
	Motion - Protective Order	MP	1	▼	-75.0%	-3
	Child at Risk	RI	0	▼	-100.0%	-1
	Emergency Custody Order	EC	0	▼	-100.0%	-1
Other	OT	0	▼	-100.0%	-2	
	Total		361	▼	-17.8%	-78
GRAND TOTAL			857	▼	-1.2%	-10

Dispositions by Major Case Category**

Category	Summary	Change	% Change	Absolute Change
Adult Criminal	220	▲	+18.9%	+35
Child Dependency	68	▼	-17.1%	-14
Child in Need of Services/Supervision	10	▼	-33.3%	-5
Custody and Visitation	197	▼	-21.2%	-53
Delinquency	50	▲	+31.6%	+12
Other	94	▼	-19.7%	-23
Protective Orders	56	▲	+9.8%	+5
Support	156	▲	+21.9%	+28

* Compared to same time period as previous year
 6/13/2024 1:46:41PM

** Case Type Categories are defined in the 2017 Virginia Judicial Workload Assessment
 Source: SCV-SQL-Information

Traffic		6	▲	+500.0%	+5
	GRAND TOTAL	857	▼	-1.2%	-10

2024 Overall GRAND TOTAL		Distribution of Caseload		Change*		Percentage (%) of Caseload			
212 +40 23.3% 		Adult	76	36%	-11.6% ▼	-10	Adult	50.0%	35.8%
		Juvenile	136	64%	58.1% ▲	+50	Juvenile	50.0%	64.2%
		GRAND TOTAL	212	100%	23.3% ▲	+40	GRAND TOTAL	100%	100%

Dispositions by Division & Code

Division	Case Type Description	Code	Summary	Change	% Change	Absolute Change
Adult	Show Cause	SC	20	▲	+17.6%	+3
	Misdemeanor	CM	19	▲	+5.6%	+1
	Other	OT	11	▼	-35.3%	-6
	Civil Support	VS	10	▼	-50.0%	-10
	Family Abuse - Protective Order	FP	5	↔		-
	Capias	CA	4	▲		-
	Motion - Protective Order	MP	4	▲	+300.0%	+3
	Felony	CF	1	▼	-66.7%	-2
	Non-Family Abuse Protective Order	AP	1	▲	-	+1
	Remand Support	RS	1	↔		-
	Total		76	▼	-11.6%	-10
Juvenile	Custody Visitation	CV	69	▲	+53.3%	+24
	Misdemeanor	DM	22	▲	+214.3%	+15
	Civil Violation	CI	7	▼	-12.5%	-1
	Traffic	T	7	▲	+133.3%	+4
	Paternity	PT	4	▲	+100.0%	+2
	Status	ST	4	▲	-	+4
	Show Cause	SC	3	▲	-	+3
	Emergency Custody Order	EC	2	▲	+100.0%	+1
	Initial Foster Care	IF	2	▲	-	+2
	Motion - Protective Order	MP	2	▲	-	+2
	Remand Custody	RC	2	▼	-33.3%	-1
	Remand Visitation	RV	2	▼	-33.3%	-1
	Truancy	TR	2	▲	-	+2
	Abuse and Neglect	AN	1	▼	-50.0%	-1
	Capias	CA	1	▲	-	+1
	Entrustment	ET	1	▲	-	+1
	Felony	DF	1	▲	-	+1
	Non-Family Abuse Protective Order	AP	1	▲	-	+1
	Other	OT	1	▲	-	+1
	Permanency Planning	PH	1	▼	-50.0%	-1
	Temporary Detention Order	TD	1	↔		-
	Foster Care Review	FC	0	▼	-100.0%	-2
	Special Immigrant Juvenile Status	SI	0	▼	-100.0%	-1
Terminate Parental Rights	TP	0	▼	-100.0%	-6	
	Total		136	▲	58.1%	+50
GRAND TOTAL			212	▲	23.3%	+40

Dispositions by Major Case Category**

Category	Summary	Change	% Change	Absolute Change
Adult Criminal	39	▼	+8.3%	+3
Child Dependency	5	▲	-58.3%	-7
Child in Need of Services/Supervision	2	▲	-	+2
Custody and Visitation	73	▲	+55.3%	+26
Delinquency	27	▲	+285.7%	+20
Juvenile Miscellaneous	4	▲	-	+4
New to Workload Study	7	▼	-22.2%	-2
Other	20	▲	-23.1%	-6

* Compared to same time period as previous year
 6/13/2024 1:46:41PM

** Case Type Categories are defined in the 2017 Virginia Judicial Workload Assessment
 Source: SCV-SQL-Information

CPSS - JCMS CASELOAD STATISTICS OF THE JUVENILE & DOMESTIC RELATIONS DISTRICT COURTS
 January 2024 thru May 2024 Dispositions (Compared to January 2023 thru May 2023)

Protective Orders	13	▲	+116.7%	+7
Support	15	▲	-42.3%	-11
Traffic	7	▲	+133.3%	+4
GRAND TOTAL	212	▲	23.3%	+40

2024 Overall GRAND TOTAL		Distribution of Caseload			Change*		Percentage (%) of Caseload		
1,763	+176 11.1%	Adult	787	45%	12.4% ▲	+87	Adult	44.1%	44.6%
2024		Juvenile	976	55%	10.0% ▲	+89	Juvenile	55.9%	55.4%
2023		GRAND TOTAL	1,763	100%	11.1% ▲	+176	GRAND TOTAL	100%	100%

Dispositions by Division & Code

Division	Case Type Description	Code	Summary	Change	% Change	Absolute Change	
Adult	Show Cause	SC	197	▲	+37.8%	+54	
	Misdemeanor	CM	158	▲	+12.9%	+18	
	Civil Support	VS	155	▼	-12.9%	-23	
	Other	OT	102	▲	+12.1%	+11	
	Capias	CA	77	▲	+156.7%	+47	
	Family Abuse - Protective Order	FP	46	▼	-19.3%	-11	
	Felony	CF	27	▲	+17.4%	+4	
	Remand Support	RS	11	▼	-57.7%	-15	
	Motion - Protective Order	MP	7	▲	+40.0%	+2	
	Non-Family Abuse Protective Order	AP	3	▼	-25.0%	-1	
	Violation of Protective Order	PV	3	▲	+200.0%	+2	
	Protective Order	PC	1	↔		-	
	Bond Forfeiture	BF	0	▼	-100.0%	-1	
	Total		787	▲	12.4%	+87	
Juvenile	Custody Visitation	CV	610	▲	+16.2%	+85	
	Misdemeanor	DM	95	▲	+39.7%	+27	
	Traffic	T	56	▲	+80.6%	+25	
	Status	ST	24	▼	+50.0%	+8	
	Felony	DF	22	▲	+100.0%	+11	
	Paternity	PT	22	▲	+4.8%	+1	
	Remand Custody	RC	21	▼	-47.5%	-19	
	Remand Visitation	RV	21	▼	-52.3%	-23	
	Foster Care Review	FC	15	▼	-34.8%	-8	
	Truancy	TR	14	▼	-36.4%	-8	
	Abuse and Neglect	AN	13	▼	-31.6%	-6	
	Motion - Protective Order	MP	11	▲	+120.0%	+6	
	Permanency Planning	PH	9	▼	-10.0%	-1	
	Special Immigrant Juvenile Status	SI	9	▲	+50.0%	+3	
	Initial Foster Care	IF	6	↔		-	
	Emergency Custody Order	EC	5	▼	-16.7%	-1	
	Temporary Detention Order	TD	5	▼	-54.5%	-6	
	Civil Violation	CI	4	↔		-	
	Non-Family Abuse Protective Order	AP	4	▼	-33.3%	-2	
	Terminate Parental Rights	TP	4	▲	-	+4	
	Other	OT	3	▼	-57.1%	-4	
	Child In Need of Services	CS	1	▼	-50.0%	-1	
	Show Cause	SC	1	▲	-	+1	
	Voluntary Continuing Services and Support Agreem	VA	1	↔		-	
	Qualified Residential Treatment	QR	0	▼	-100.0%	-3	
		Total		976	▲	10.0%	+89
		GRAND TOTAL		1,763	▲	11.1%	+176

Dispositions by Major Case Category**

Category	Summary	Change	% Change	Absolute Change
Adult Criminal	390	▲	+35.4%	+102
Child Dependency	48	▲	-22.6%	-14
Child in Need of Services/Supervision	15	▼	-37.5%	-9
Custody and Visitation	632	▲	+15.8%	+86
Delinquency	118	▲	+49.4%	+39

* Compared to same time period as previous year
 6/13/2024 1:46:41PM

** Case Type Categories are defined in the 2017 Virginia Judicial Workload Assessment
 Source: SCV-SQL-Information

CPSS - JCMS CASELOAD STATISTICS OF THE JUVENILE & DOMESTIC RELATIONS DISTRICT COURTS
 January 2024 thru May 2024 Dispositions (Compared to January 2023 thru May 2023)

Frederick

District: 26 FIPS: 069

Juvenile Miscellaneous	24	▼	+50.0%	+8
New to Workload Study	13	▲	+30.0%	+3
Other	168	▼	-25.3%	-57
Protective Orders	71	▲	-7.8%	-6
Support	228	▲	-0.4%	-1
Traffic	56	▲	+80.6%	+25
GRAND TOTAL	1,763	▲	11.1%	+176

2024 Overall GRAND TOTAL		Distribution of Caseload		Change*		Percentage (%) of Caseload		
701	-71 -9.2%	Adult	321 46%	-12.5% ▼	-46	Adult	47.5%	45.8%
2024		Juvenile	380 54%	-6.2% ▼	-25	Juvenile	52.5%	54.2%
2023		GRAND TOTAL	701 100%	-9.2% ▼	-71	GRAND TOTAL	100%	100%

Dispositions by Division & Code

Division	Case Type Description	Code	Summary	Change	% Change	Absolute Change
Adult	Show Cause	SC	58	▼	-30.1%	-25
	Misdemeanor	CM	57	▼	-24.0%	-18
	Civil Support	VS	54	▼	-20.6%	-14
	Other	OT	51	▲	+30.8%	+12
	Family Abuse - Protective Order	FP	40	▲	+25.0%	+8
	Capias	CA	33	▲	-19.5%	-8
	Felony	CF	19	▲	+18.8%	+3
	Motion - Protective Order	MP	5	▼	-44.4%	-4
	Non-Family Abuse Protective Order	AP	2	▼	-33.3%	-1
	Remand Support	RS	2	▲	+100.0%	+1
	Total		321	▼	-12.5%	-46
Juvenile	Custody Visitation	CV	232	▼	-10.8%	-28
	Misdemeanor	DM	44	▲	+33.3%	+11
	Traffic	T	22	▲	+15.8%	+3
	Status	ST	18	▲	+12.5%	+2
	Permanency Planning	PH	16	▲	+33.3%	+4
	Non-Family Abuse Protective Order	AP	5	▲	+25.0%	+1
	Other	OT	4	▲	+100.0%	+2
	Show Cause	SC	4	▼	-33.3%	-2
	Truancy	TR	4	▲	+100.0%	+2
	Abuse and Neglect	AN	3	▼	-62.5%	-5
	Capias	CA	3	▲	+200.0%	+2
	Felony	DF	3	▼	-25.0%	-1
	Foster Care Review	FC	3	▼	-78.6%	-11
	Remand Custody	RC	3	▲	-	+3
	Remand Visitation	RV	3	▲	-	+3
	Child In Need of Services	CS	2	▲	-	+2
	Initial Foster Care	IF	2	▼	-60.0%	-3
	Motion - Protective Order	MP	2	▲	+100.0%	+1
	Paternity	PT	2	▼	-71.4%	-5
	Terminate Parental Rights	TP	2	▼	-75.0%	-6
	Voluntary Continuing Services and Support Agree	VA	2	▲	+100.0%	+1
	Emergency Custody Order	EC	1	▲	-	+1
	Qualified Residential Treatment	QR	0	▼	-100.0%	-2
	Total		380	▼	-6.2%	-25
GRAND TOTAL			701	▼	-9.2%	-71

Dispositions by Major Case Category**

Category	Summary	Change	% Change	Absolute Change
Adult Criminal	135	▼	-27.0%	-50
Child Dependency	28	▼	-44.0%	-22
Child in Need of Services/Supervision	6	▲	+200.0%	+4
Custody and Visitation	234	▼	-12.4%	-33
Delinquency	54	▲	+22.7%	+10
Juvenile Miscellaneous	18	▲	+12.5%	+2
Other	64	▲	+52.4%	+22
Protective Orders	54	▲	+10.2%	+5
Support	86	▲	-12.2%	-12

* Compared to same time period as previous year
 6/13/2024 1:46:41PM

** Case Type Categories are defined in the 2017 Virginia Judicial Workload Assessment
 Source: SCV-SQL-Information

Traffic	22	▲	+15.8%	+3
GRAND TOTAL	701	▼	-9.2%	-71

2024 Overall GRAND TOTAL		Distribution of Caseload		Change*		Percentage (%) of Caseload			
2,827	+120 4.4%	Adult	1,302	46%	15.0% ▲	+170	Adult	41.8%	46.1%
2024		Juvenile	1,525	54%	-3.2% ▼	-50	Juvenile	58.2%	53.9%
2023		GRAND TOTAL	2,827	100%	4.4% ▲	+120	GRAND TOTAL	100%	100%

Dispositions by Division & Code

Division	Case Type Description	Code	Summary	Change	% Change	Absolute Change	
Adult	Misdemeanor	CM	306	▲	+34.8%	+79	
	Civil Support	VS	253	▲	+18.8%	+40	
	Show Cause	SC	237	▲	+32.4%	+58	
	Other	OT	155	▲	-11.4%	-20	
	Felony	CF	133	▲	+52.9%	+46	
	Family Abuse - Protective Order	FP	113	▲	+14.1%	+14	
	Capias	CA	72	▼	-19.1%	-17	
	Motion - Protective Order	MP	13	▼	-27.8%	-5	
	Non-Family Abuse Protective Order	AP	7	▲	+250.0%	+5	
	Violation of Protective Order	PV	7	▼	-41.7%	-5	
	Remand Support	RS	6	▼	-75.0%	-18	
	Bond Forfeiture	BF	0	▼	-100.0%	-2	
	Restricted License for Non-Support	SL	0	▼	-100.0%	-4	
	Violation Family Abuse Protective Order	PS	0	▼	-100.0%	-1	
Total			1,302	▲	15.0%	+170	
Juvenile	Custody Visitation	CV	696	▲	+12.6%	+78	
	Misdemeanor	DM	179	▼	-20.1%	-45	
	Abuse and Neglect	AN	135	▲	+43.6%	+41	
	Traffic	T	128	▼	-25.1%	-43	
	Permanency Planning	PH	57	▲	+7.5%	+4	
	Motion - Protective Order	MP	38	▼	-24.0%	-12	
	Foster Care Review	FC	33	▼	-26.7%	-12	
	Initial Foster Care	IF	33	▲	+120.0%	+18	
	Paternity	PT	30	▲	+57.9%	+11	
	Special Immigrant Juvenile Status	SI	26	↔		-	
	Felony	DF	24	▲	+84.6%	+11	
	Show Cause	SC	24	▲	+50.0%	+8	
	Status	ST	17	▼	-5.6%	-1	
	Truancy	TR	14	▼	-48.1%	-13	
	Remand Custody	RC	12	▼	-78.6%	-44	
	Remand Visitation	RV	12	▼	-78.6%	-44	
	Terminate Parental Rights	TP	12	▼	-25.0%	-4	
	Entrustment	ET	9	▲	-	+9	
	Child In Need of Services	CS	8	▲	+100.0%	+4	
	Civil Violation	CI	8	▼	-33.3%	-4	
	Voluntary Continuing Services and Support Agree	VA	6	▼	-25.0%	-2	
	Capias	CA	5	▲	+66.7%	+2	
	Non-Family Abuse Protective Order	AP	5	▲	+66.7%	+2	
	Temporary Detention Order	TD	4	▲	+33.3%	+1	
	Emergency Custody Order	EC	3	↔		-	
	Relief of Custody	CR	3	▼	-70.0%	-7	
	Other	OT	2	▲	-	+2	
	Family Abuse - Protective Order	FP	1	▲	-	+1	
	Mental Commitment	MC	1	↔		-	
	Qualified Residential Treatment	QR	0	▼	-100.0%	-11	
	Total			1,525	▼	-3.2%	-50
	GRAND TOTAL			2,827	▲	4.4%	+120

* Compared to same time period as previous year
 6/13/2024 1:46:41PM

** Case Type Categories are defined in the 2017 Virginia Judicial Workload Assessment
 Source: SCV-SQL-Information

Dispositions by Major Case Category**

Category	Summary	Change	% Change	Absolute Change
Adult Criminal	633	▼	+26.9%	+134
Child Dependency	288	▲	+14.3%	+36
Child in Need of Services/Supervision	29	▲	-12.1%	-4
Custody and Visitation	726	▲	+14.0%	+89
Delinquency	225	▲	-11.4%	-29
Juvenile Miscellaneous	17	▼	-5.6%	-1
New to Workload Study	34	▼	-10.5%	-4
Other	195	▲	-38.7%	-123
Protective Orders	177	▲	+2.9%	+5
Support	375	▼	+19.0%	+60
Traffic	128	▼	-25.1%	-43
GRAND TOTAL	2,827	▲	4.4%	+120

* Compared to same time period as previous year
 6/13/2024 1:46:41PM

** Case Type Categories are defined in the 2017 Virginia Judicial Workload Assessment
 Source: SCV-SQL-Information

2024 Overall GRAND TOTAL		Distribution of Caseload		Change*		Percentage (%) of Caseload				
1,151	-156 -11.9%	Adult	518	45%	-15.6%	▼	-96	Adult	47.0%	45.0%
2024		Juvenile	633	55%	-8.7%	▼	-60	Juvenile	53.0%	55.0%
2023		GRAND TOTAL	1,151	100%	-11.9%	▼	-156	GRAND TOTAL	100%	100%

Dispositions by Division & Code

Division	Case Type Description	Code	Summary	Change	% Change	Absolute Change
Adult	Show Cause	SC	111	▼	-6.7%	-8
	Civil Support	VS	106	▲	+17.8%	+16
	Misdemeanor	CM	97	▼	-31.7%	-45
	Other	OT	72	▼	-18.2%	-16
	Felony	CF	40	▼	-38.5%	-25
	Family Abuse - Protective Order	FP	36	▼	-18.2%	-8
	Capias	CA	34	▲	-20.9%	-9
	Motion - Protective Order	MP	7	▲	+40.0%	+2
	Remand Support	RS	6	↔		-
	Non-Family Abuse Protective Order	AP	4	▼	-42.9%	-3
	Emergency Custody Order	EC	2	▲	-	+2
	Restricted License for Non-Support	SL	2	↔		-
	Violation of Protective Order	PV	1	▼	-66.7%	-2
	Total		518	▼	-15.6%	-96
Juvenile	Custody Visitation	CV	365	▼	-17.6%	-78
	Misdemeanor	DM	70	▲	+27.3%	+15
	Show Cause	SC	26	▲	+44.4%	+8
	Traffic	T	26	▲	+52.9%	+9
	Status	ST	23	▲	+27.8%	+5
	Truancy	TR	20	▼	-25.9%	-7
	Permanency Planning	PH	18	▲	+200.0%	+12
	Child In Need of Services	CS	11	▼	-47.6%	-10
	Paternity	PT	9	↔		-
	Felony	DF	8	▼	-38.5%	-5
	Remand Custody	RC	8	▼	-20.0%	-2
	Remand Visitation	RV	8	▼	-20.0%	-2
	Civil Violation	CI	6	↔		-
	Special Immigrant Juvenile Status	SI	6	▲	-	+6
	Abuse and Neglect	AN	5	▼	-44.4%	-4
	Non-Family Abuse Protective Order	AP	5	▲	+400.0%	+4
	Motion - Protective Order	MP	4	↔		-
	Foster Care Review	FC	3	▼	-40.0%	-2
	Emergency Custody Order	EC	2	↔		-
	Entrustment	ET	2	▲	+100.0%	+1
	Initial Foster Care	IF	2	▼	-60.0%	-3
	Relief of Custody	CR	2	▲	-	+2
	Emancipation	EP	1	▲	-	+1
	Juvenile Support	JS	1	▲	-	+1
	Other	OT	1	▲	-	+1
	Temporary Detention Order	TD	1	▼	-87.5%	-7
	Qualified Residential Treatment	QR	0	▼	-100.0%	-2
	Restoration of Parental Rights	RR	0	▼	-100.0%	-1
	Terminate Parental Rights	TP	0	▼	-100.0%	-1
	Voluntary Continuing Services and Support Agreem	VA	0	▼	-100.0%	-1
		Total		633	▼	-8.7%
GRAND TOTAL			1,151	▼	-11.9%	-156

* Compared to same time period as previous year
 6/13/2024 1:46:41PM

** Case Type Categories are defined in the 2017 Virginia Judicial Workload Assessment
 Source: SCV-SQL-Information

Dispositions by Major Case Category**

Category	Summary	Change	% Change	Absolute Change
Adult Criminal	258	▼	-26.1%	-91
Child Dependency	32	▲	+6.7%	+2
Child in Need of Services/Supervision	42	▲	-14.3%	-7
Custody and Visitation	374	▼	-17.3%	-78
Delinquency	93	▼	+9.4%	+8
Juvenile Miscellaneous	24	▲	+33.3%	+6
New to Workload Study	12	▲	+100.0%	+6
Other	100	▲	-20.0%	-25
Protective Orders	56	▲	-8.2%	-5
Support	134	▲	+16.5%	+19
Traffic	26	▲	+52.9%	+9
GRAND TOTAL	1,151	▼	-11.9%	-156

* Compared to same time period as previous year
 6/13/2024 1:46:41PM

** Case Type Categories are defined in the 2017 Virginia Judicial Workload Assessment
 Source: SCV-SQL-Information

2024 Overall GRAND TOTAL		Distribution of Caseload		Change*		Percentage (%) of Caseload			
1,096 -8 -0.7% 	Adult	439	40%	-8.4%	▼	-40	Adult	2023 43.4%	2024 40.1%
	Juvenile	657	60%	5.1%	▲	+32	Juvenile	56.6%	59.9%
	GRAND TOTAL	1,096	100%	-0.7%	▼	-8	GRAND TOTAL	100%	100%

Dispositions by Division & Code

Division	Case Type Description	Code	Summary	Change	% Change	Absolute Change	
Adult	Civil Support	VS	91	▼	-5.2%	-5	
	Misdemeanor	CM	89	▲	+14.1%	+11	
	Other	OT	77	▲	+24.2%	+15	
	Felony	CF	50	▼	-16.7%	-10	
	Show Cause	SC	50	▼	-36.7%	-29	
	Family Abuse - Protective Order	FP	33	▲	+10.0%	+3	
	Capias	CA	25	▼	-37.5%	-15	
	Remand Support	RS	10	▼	-44.4%	-8	
	Motion - Protective Order	MP	7	▼	-12.5%	-1	
	Non-Family Abuse Protective Order	AP	5	▲	+150.0%	+3	
	Restricted License for Non-Support	SL	1	▲	-	+1	
	Violation of Protective Order	PV	1	▼	-80.0%	-4	
	Bond Forfeiture	BF	0	▼	-100.0%	-1	
	Total		439	▼	-8.4%	-40	
Juvenile	Custody Visitation	CV	295	▼	-20.9%	-78	
	Misdemeanor	DM	86	▲	+104.8%	+44	
	Status	ST	54	▲	+500.0%	+45	
	Permanency Planning	PH	30	▲	+900.0%	+27	
	Remand Custody	RC	27	▼	-25.0%	-9	
	Remand Visitation	RV	27	▼	-34.1%	-14	
	Traffic	T	26	▲	+8.3%	+2	
	Felony	DF	19	▲	+850.0%	+17	
	Paternity	PT	15	▲	+15.4%	+2	
	Truancy	TR	15	▲	+7.1%	+1	
	Foster Care Review	FC	11	↔	-	-	
	Initial Foster Care	IF	10	▲	+11.1%	+1	
	Abuse and Neglect	AN	8	▼	-57.9%	-11	
	Terminate Parental Rights	TP	8	▲	-	+8	
	Non-Family Abuse Protective Order	AP	7	▲	+250.0%	+5	
	Child In Need of Services	CS	6	▲	+500.0%	+5	
	Emergency Custody Order	EC	3	▲	-	+3	
	Show Cause	SC	3	▼	-70.0%	-7	
	Temporary Detention Order	TD	3	▲	+50.0%	+1	
	Civil Violation	CI	2	▼	-50.0%	-2	
	Motion - Protective Order	MP	1	▼	-83.3%	-5	
	Voluntary Continuing Services and Support Agreem	VA	1	▼	-50.0%	-1	
	Capias	CA	0	▼	-100.0%	-1	
	Qualified Residential Treatment	QR	0	▼	-100.0%	-1	
		Total		657	▲	5.1%	+32
		GRAND TOTAL		1,096	▼	-0.7%	-8

Dispositions by Major Case Category**

Category	Summary	Change	% Change	Absolute Change
Adult Criminal	199	▼	-17.1%	-41
Child Dependency	68	▲	+51.1%	+23
Child in Need of Services/Supervision	21	▲	+40.0%	+6
Custody and Visitation	310	▼	-19.7%	-76
Delinquency	108	▲	+96.4%	+53

* Compared to same time period as previous year
 6/13/2024 1:46:41PM

** Case Type Categories are defined in the 2017 Virginia Judicial Workload Assessment
 Source: SCV-SQL-Information

CPSS - JCMS CASELOAD STATISTICS OF THE JUVENILE & DOMESTIC RELATIONS DISTRICT COURTS
 January 2024 thru May 2024 Dispositions (Compared to January 2023 thru May 2023)

Juvenile Miscellaneous	54	▲	+500.0%	+45
New to Workload Study	2	▼	-50.0%	-2
Other	147	▲	-7.5%	-12
Protective Orders	53	▲	+10.4%	+5
Support	108	▲	-9.2%	-11
Traffic	26	▲	+8.3%	+2
GRAND TOTAL	1,096	▼	-0.7%	-8

2024 Overall GRAND TOTAL		Distribution of Caseload		Change*		Percentage (%) of Caseload		
1,020	-35 -3.3%	Adult	475 47%	8.9% ▲	+39	Adult	2023 41.3%	2024 46.6%
2024		Juvenile	545 53%	-12.0% ▼	-74	Juvenile	58.7%	53.4%
2023		GRAND TOTAL	1,020 100%	-3.3% ▼	-35	GRAND TOTAL	100%	100%

Dispositions by Division & Code

Division	Case Type Description	Code	Summary	Change	% Change	Absolute Change	
Adult	Misdemeanor	CM	112	▲	+9.8%	+10	
	Show Cause	SC	89	▼	+4.7%	+4	
	Other	OT	84	▲	+23.5%	+16	
	Civil Support	VS	75	▲	+13.6%	+9	
	Capias	CA	36	▲	+44.0%	+11	
	Felony	CF	31	▲	+3.3%	+1	
	Family Abuse - Protective Order	FP	20	▼	-44.4%	-16	
	Protective Order	PC	8	▼	-11.1%	-1	
	Violation of Protective Order	PV	8	▲	+60.0%	+3	
	Remand Support	RS	6	▲	+200.0%	+4	
	Motion - Protective Order	MP	5	▲	+66.7%	+2	
	Non-Family Abuse Protective Order	AP	1	▼	-75.0%	-3	
	Violation Family Abuse Protective Order	PS	0	▼	-100.0%	-1	
	Total		475	▲	8.9%	+39	
Juvenile	Custody Visitation	CV	276	▼	-12.4%	-39	
	Misdemeanor	DM	88	▲	+41.9%	+26	
	Felony	DF	24	▲	+20.0%	+4	
	Abuse and Neglect	AN	22	▼	-26.7%	-8	
	Status	ST	18	▼	+50.0%	+6	
	Traffic	T	16	▼	-36.0%	-9	
	Foster Care Review	FC	14	↔		-	
	Permanency Planning	PH	11	▼	-42.1%	-8	
	Paternity	PT	10	▼	-61.5%	-16	
	Truancy	TR	10	▼	-23.1%	-3	
	Special Immigrant Juvenile Status	SI	8	▼	-33.3%	-4	
	Terminate Parental Rights	TP	8	▼	-74.2%	-23	
	Initial Foster Care	IF	6	▼	-40.0%	-4	
	Motion - Protective Order	MP	5	▼	-37.5%	-3	
	Temporary Detention Order	TD	5	▼	-28.6%	-2	
	Civil Violation	CI	4	▲	+100.0%	+2	
	Emergency Custody Order	EC	4	↔		-	
	Remand Custody	RC	4	▲	+300.0%	+3	
	Remand Visitation	RV	4	▲	+300.0%	+3	
	Non-Family Abuse Protective Order	AP	3	↔		-	
	Other	OT	2	▲	+100.0%	+1	
	Voluntary Continuing Services and Support Agreem	VA	2	▲	+100.0%	+1	
	Show Cause	SC	1	▲	-	+1	
	Entrustment	ET	0	▼	-100.0%	-1	
	Relief of Custody	CR	0	▼	-100.0%	-1	
		Total		545	▼	-12.0%	-74
		GRAND TOTAL		1,020	▼	-3.3%	-35

Dispositions by Major Case Category**

Category	Summary	Change	% Change	Absolute Change
Adult Criminal	264	▲	+14.8%	+34
Child Dependency	63	▼	-41.1%	-44
Child in Need of Services/Supervision	10	▼	-23.1%	-3
Custody and Visitation	286	▼	-16.1%	-55
Delinquency	113	▲	+37.8%	+31

CPSS - JCMS CASELOAD STATISTICS OF THE JUVENILE & DOMESTIC RELATIONS DISTRICT COURTS
 January 2024 thru May 2024 Dispositions (Compared to January 2023 thru May 2023)

Juvenile Miscellaneous	18	▼	+50.0%	+6
New to Workload Study	12	▲	-14.3%	-2
Other	109	▲	+29.8%	+25
Protective Orders	34	▼	-37.0%	-20
Support	95	▼	+2.2%	+2
Traffic	16	▼	-36.0%	-9
GRAND TOTAL	1,020	▼	-3.3%	-35

2024 Overall GRAND TOTAL		Distribution of Caseload		Change*		Percentage (%) of Caseload		
124	-9 -6.8%	Adult	60 48%	11.1% ▲	+6	Adult	2023 40.6%	2024 48.4%
2024		Juvenile	64 52%	-19.0% ▼	-15	Juvenile	59.4%	51.6%
2023		GRAND TOTAL	124 100%	-6.8% ▼	-9	GRAND TOTAL	100%	100%

Dispositions by Division & Code

Division	Case Type Description	Code	Summary	Change	% Change	Absolute Change
Adult	Misdemeanor	CM	21	▲	+61.5%	+8
	Felony	CF	12	▲	+300.0%	+9
	Show Cause	SC	10	▲	+66.7%	+4
	Other	OT	7	▼	-46.2%	-6
	Civil Support	VS	5	↔		-
	Family Abuse - Protective Order	FP	3	▼	-76.9%	-10
	Bond Forfeiture	BF	1	▲	-	+1
	Capias	CA	1	↔		-
	Total			60	▲	11.1%
Juvenile	Custody Visitation	CV	41	▼	-32.8%	-20
	Abuse and Neglect	AN	6	▲	-	+6
	Misdemeanor	DM	6	▲	+50.0%	+2
	Felony	DF	3	▲	-	+3
	Traffic	T	3	▼	-70.0%	-7
	Status	ST	2	▲	-	+2
	Foster Care Review	FC	1	↔		-
	Permanency Planning	PH	1	▲	-	+1
	Voluntary Continuing Services and Support Agreem	VA	1	↔		-
	Capias	CA	0	▼	-100.0%	-1
	Qualified Residential Treatment	QR	0	▼	-100.0%	-1
	Total			64	▼	-19.0%
GRAND TOTAL			124	▼	-6.8%	-9

Dispositions by Major Case Category**

Category	Summary	Change	% Change	Absolute Change
Adult Criminal	40	▲	+90.5%	+19
Child Dependency	9	▲	+200.0%	+6
Custody and Visitation	41	▼	-32.8%	-20
Delinquency	9	▲	+80.0%	+4
Juvenile Miscellaneous	2	▲	-	+2
Other	7	▼	-46.2%	-6
Protective Orders	3	▼	-76.9%	-10
Support	10	▲	+42.9%	+3
Traffic	3	▼	-70.0%	-7
GRAND TOTAL	124	▼	-6.8%	-9

* Compared to same time period as previous year
 6/13/2024 1:46:41PM

** Case Type Categories are defined in the 2017 Virginia Judicial Workload Assessment
 Source: SCV-SQL-Information

2024 Overall GRAND TOTAL		Distribution of Caseload		Change*		Percentage (%) of Caseload		
700	-139 -16.6%	Adult	286 41%	-23.9% ▼	-90	Adult	44.8%	40.9%
2024		Juvenile	414 59%	-10.6% ▼	-49	Juvenile	55.2%	59.1%
2023		GRAND TOTAL	700 100%	-16.6% ▼	-139	GRAND TOTAL	100%	100%

Dispositions by Division & Code

Division	Case Type Description	Code	Summary	Change	% Change	Absolute Change	
Adult	Misdemeanor	CM	68	▼	-23.6%	-21	
	Show Cause	SC	55	▲	-	-	
	Civil Support	VS	46	▼	-4.2%	-2	
	Other	OT	42	▼	-44.0%	-33	
	Family Abuse - Protective Order	FP	33	▲	+6.5%	+2	
	Capias	CA	28	▼	-26.3%	-10	
	Felony	CF	9	▼	-64.0%	-16	
	Violation of Protective Order	PV	2	▼	-60.0%	-3	
	Non-Family Abuse Protective Order	AP	1	▲	-	+1	
	Remand Support	RS	1	▼	-66.7%	-2	
	Restricted License for Non-Support	SL	1	▲	-	+1	
	Motion - Protective Order	MP	0	▼	-100.0%	-7	
		Total		286	▼	-23.9%	-90
Juvenile	Custody Visitation	CV	244	▼	-0.4%	-1	
	Misdemeanor	DM	35	▲	+75.0%	+15	
	Traffic	T	24	▼	-33.3%	-12	
	Abuse and Neglect	AN	23	▲	+43.8%	+7	
	Motion - Protective Order	MP	12	▲	+33.3%	+3	
	Permanency Planning	PH	12	▼	-50.0%	-12	
	Status	ST	11	▼	-45.0%	-9	
	Felony	DF	9	▲	+28.6%	+2	
	Foster Care Review	FC	9	▼	-30.8%	-4	
	Paternity	PT	9	▼	-18.2%	-2	
	Initial Foster Care	IF	5	▲	+66.7%	+2	
	Relief of Custody	CR	4	▲	+33.3%	+1	
	Remand Custody	RC	4	▼	-42.9%	-3	
	Remand Visitation	RV	4	▼	-42.9%	-3	
	Voluntary Continuing Services and Support Agree	VA	3	▲	+200.0%	+2	
	Special Immigrant Juvenile Status	SI	2	▲	-	+2	
	Terminate Parental Rights	TP	2	▼	-83.3%	-10	
	Emergency Custody Order	EC	1	▲	-	+1	
	Temporary Detention Order	TD	1	▼	-83.3%	-5	
	Civil Violation	CI	0	▼	-100.0%	-8	
	Emancipation	EP	0	▼	-100.0%	-1	
	Entrustment	ET	0	▼	-100.0%	-2	
	Non-Family Abuse Protective Order	AP	0	▼	-100.0%	-3	
	Qualified Residential Treatment	QR	0	▼	-100.0%	-6	
	Show Cause	SC	0	▼	-100.0%	-2	
	Truancy	TR	0	▼	-100.0%	-1	
		Total		414	▼	-10.6%	-49
		GRAND TOTAL		700	▼	-16.6%	-139

Dispositions by Major Case Category**

Category	Summary	Change	% Change	Absolute Change
Adult Criminal	150	▼	-26.1%	-53
Child Dependency	58	▼	-27.5%	-22
Child in Need of Services/Supervision	0	▼	-100.0%	-1
Custody and Visitation	253	▼	-1.2%	-3
Delinquency	44	▲	+51.7%	+15

* Compared to same time period as previous year
 6/13/2024 1:46:41PM

** Case Type Categories are defined in the 2017 Virginia Judicial Workload Assessment
 Source: SCV-SQL-Information

CPSS - JCMS CASELOAD STATISTICS OF THE JUVENILE & DOMESTIC RELATIONS DISTRICT COURTS
 January 2024 thru May 2024 Dispositions (Compared to January 2023 thru May 2023)

Juvenile Miscellaneous	11	▼	-47.6%	-10
New to Workload Study	2	▲	-75.0%	-6
Other	53	▲	-45.9%	-45
Protective Orders	46	▲	-8.0%	-4
Support	59	▲	+3.5%	+2
Traffic	24	▼	-33.3%	-12
GRAND TOTAL	700	▼	-16.6%	-139

2024 Overall GRAND TOTAL		Distribution of Caseload		Change*		Percentage (%) of Caseload			
326 -16 -4.7% 		Adult	130	40%	-11.0% ▼	-16	Adult	42.7%	39.9%
		Juvenile	196	60%	0.0%	0	Juvenile	57.3%	60.1%
		GRAND TOTAL	326	100%	-4.7% ▼	-16	GRAND TOTAL	100%	100%

Dispositions by Division & Code

Division	Case Type Description	Code	Summary	Change	% Change	Absolute Change
Adult	Misdemeanor	CM	29	▲	+31.8%	+7
	Civil Support	VS	27	▼	-15.6%	-5
	Other	OT	27	▲	+8.0%	+2
	Show Cause	SC	19	▼	-50.0%	-19
	Family Abuse - Protective Order	FP	8	▼	-42.9%	-6
	Motion - Protective Order	MP	7	↔		-
	Remand Support	RS	6	▲	+500.0%	+5
	Felony	CF	5	▲	+66.7%	+2
	Capias	CA	1	▲		-
	Non-Family Abuse Protective Order	AP	1	▼	-66.7%	-2
	Total		130	▼	-11.0%	-16
Juvenile	Custody Visitation	CV	114	▲	+18.8%	+18
	Traffic	T	14	▼	-22.2%	-4
	Remand Custody	RC	13	▲	+1,200.0%	+12
	Remand Visitation	RV	13	▲	+1,200.0%	+12
	Terminate Parental Rights	TP	8	▲	+300.0%	+6
	Abuse and Neglect	AN	5	▼	-68.8%	-11
	Motion - Protective Order	MP	5	▲	+25.0%	+1
	Permanency Planning	PH	5	▲	+25.0%	+1
	Status	ST	5	↔		-
	Foster Care Review	FC	4	▼	-50.0%	-4
	Felony	DF	3	▼	-50.0%	-3
	Misdemeanor	DM	3	▼	-70.0%	-7
	Civil Violation	CI	2	▼	-66.7%	-4
	Emergency Custody Order	EC	1	▲		+1
	Paternity	PT	1	▼	-75.0%	-3
	Emancipation	EP	0	▼	-100.0%	-1
	Initial Foster Care	IF	0	▼	-100.0%	-5
	Other	OT	0	▼	-100.0%	-1
	Qualified Residential Treatment	QR	0	▼	-100.0%	-1
	Show Cause	SC	0	▼	-100.0%	-2
	Temporary Detention Order	TD	0	▼	-100.0%	-2
	Truancy	TR	0	▼	-100.0%	-1
	Voluntary Continuing Services and Support Agreen	VA	0	▼	-100.0%	-2
	Total		196		0.0%	0
	GRAND TOTAL		326	▼	-4.7%	-16

Dispositions by Major Case Category**

Category	Summary	Change	% Change	Absolute Change
Adult Criminal	47	▲	-7.8%	-4
Child Dependency	22	▼	-42.1%	-16
Child in Need of Services/Supervision	0	▼	-100.0%	-1
Custody and Visitation	115	▼	+15.0%	+15
Delinquency	6	▼	-66.7%	-12
Juvenile Miscellaneous	5	▼	-16.7%	-1
New to Workload Study	2	▼	-66.7%	-4
Other	60	▲	+93.5%	+29
Protective Orders	21	▼	-25.0%	-7

* Compared to same time period as previous year
 6/13/2024 1:46:41PM

** Case Type Categories are defined in the 2017 Virginia Judicial Workload Assessment
 Source: SCV-SQL-Information

CPSS - JCMS CASELOAD STATISTICS OF THE JUVENILE & DOMESTIC RELATIONS DISTRICT COURTS
January 2024 thru May 2024 Dispositions (Compared to January 2023 thru May 2023)

Support	34	▼	-24.4%	-11
Traffic	14	▼	-22.2%	-4
GRAND TOTAL	326	▼	-4.7%	-16

2024 Overall GRAND TOTAL		Distribution of Caseload		Change*		Percentage (%) of Caseload														
296 -75 -20.2% 		Adult	143	48%	-18.8%	▼	-33													
		Juvenile	153	52%	-21.5%	▼	-42													
		GRAND TOTAL	296	100%	-20.2%	▼	-75													
								<table border="1"> <thead> <tr> <th></th> <th>2023</th> <th>2024</th> </tr> </thead> <tbody> <tr> <td>Adult</td> <td>47.4%</td> <td>48.3%</td> </tr> <tr> <td>Juvenile</td> <td>52.6%</td> <td>51.7%</td> </tr> <tr> <td>GRAND TOTAL</td> <td>100%</td> <td>100%</td> </tr> </tbody> </table>		2023	2024	Adult	47.4%	48.3%	Juvenile	52.6%	51.7%	GRAND TOTAL	100%	100%
	2023	2024																		
Adult	47.4%	48.3%																		
Juvenile	52.6%	51.7%																		
GRAND TOTAL	100%	100%																		

Dispositions by Division & Code

Division	Case Type Description	Code	Summary	Change	% Change	Absolute Change	
Adult	Misdemeanor	CM	42	▼	-12.5%	-6	
	Other	OT	33	▲	+3.1%	+1	
	Civil Support	VS	28	▲	+75.0%	+12	
	Felony	CF	14	▼	-17.6%	-3	
	Capias	CA	8	▼	-42.9%	-6	
	Show Cause	SC	8	▼	-66.7%	-16	
	Family Abuse - Protective Order	FP	4	▼	-71.4%	-10	
	Violation of Protective Order	PV	4	▲	+33.3%	+1	
	Motion - Protective Order	MP	2	▼	-75.0%	-6	
	Total			143	▼	-18.8%	-33
Juvenile	Custody Visitation	CV	62	▼	-44.1%	-49	
	Permanency Planning	PH	18	▲	+80.0%	+8	
	Abuse and Neglect	AN	14	▲	+133.3%	+8	
	Terminate Parental Rights	TP	13	▲	+30.0%	+3	
	Misdemeanor	DM	10	▲	+42.9%	+3	
	Traffic	T	10	▼	-16.7%	-2	
	Motion - Protective Order	MP	7	▼	-30.0%	-3	
	Foster Care Review	FC	5	▼	-64.3%	-9	
	Initial Foster Care	IF	4	↔		-	
	Voluntary Continuing Services and Support Agree	VA	3	▲	-	+3	
	Non-Family Abuse Protective Order	AP	2	▲	-	+2	
	Temporary Detention Order	TD	2	▲	-	+2	
	Civil Violation	CI	1	▲	-	+1	
	Felony	DF	1	▲	-	+1	
	Special Immigrant Juvenile Status	SI	1	▲	-	+1	
	Child In Need of Services	CS	0	▼	-100.0%	-1	
	Emancipation	EP	0	▼	-100.0%	-1	
	Qualified Residential Treatment	QR	0	▼	-100.0%	-2	
	Relief of Custody	CR	0	▼	-100.0%	-1	
	Show Cause	SC	0	▼	-100.0%	-2	
	Status	ST	0	▼	-100.0%	-2	
	Truancy	TR	0	▼	-100.0%	-2	
	Total			153	▼	-21.5%	-42
	GRAND TOTAL			296	▼	-20.2%	-75

Dispositions by Major Case Category**

Category	Summary	Change	% Change	Absolute Change
Adult Criminal	71	▼	-22.8%	-21
Child Dependency	57	▲	+21.3%	+10
Child in Need of Services/Supervision	0	▼	-100.0%	-3
Custody and Visitation	62	▼	-44.1%	-49
Delinquency	11	▲	+22.2%	+2
Juvenile Miscellaneous	0	▼	-100.0%	-3
New to Workload Study	2	▲	-	+2
Other	35	▲	+9.4%	+3
Protective Orders	15	▲	-53.1%	-17
Support	33	▲	+10.0%	+3

* Compared to same time period as previous year
 6/13/2024 1:46:41PM

** Case Type Categories are defined in the 2017 Virginia Judicial Workload Assessment
 Source: SCV-SQL-Information

CPSS - JCMS CASELOAD STATISTICS OF THE JUVENILE & DOMESTIC RELATIONS DISTRICT COURTS
January 2024 thru May 2024 Dispositions (Compared to January 2023 thru May 2023)

Traffic		10	▼	-16.7%	-2
	GRAND TOTAL	296	▼	-20.2%	-75

2024 Overall GRAND TOTAL		Distribution of Caseload		Change*		Percentage (%) of Caseload			
588 +99 20.2% 		Adult	200	34%	-6.5% ▼	-14	Adult	43.8%	34.0%
		Juvenile	388	66%	41.1% ▲	+113	Juvenile	56.2%	66.0%
		GRAND TOTAL	588	100%	20.2% ▲	+99	GRAND TOTAL	100%	100%

Dispositions by Division & Code

Division	Case Type Description	Code	Summary	Change	% Change	Absolute Change
Adult	Show Cause	SC	51	▲	+112.5%	+27
	Civil Support	VS	45	▲	+28.6%	+10
	Other	OT	34	▲	+13.3%	+4
	Misdemeanor	CM	27	▼	-51.8%	-29
	Family Abuse - Protective Order	FP	20	▼	-20.0%	-5
	Capias	CA	12	▲	+20.0%	+2
	Violation of Protective Order	PV	5	▼	-37.5%	-3
	Motion - Protective Order	MP	2	▼	-80.0%	-8
	Non-Family Abuse Protective Order	AP	2	▲	+100.0%	+1
	Felony	CF	1	▼	-92.3%	-12
	Remand Support	RS	1	↔		-
	Violation Family Abuse Protective Order	PS	0	▼	-100.0%	-1
	Total		200	▼	-6.5%	-14
Juvenile	Custody Visitation	CV	273	▲	+62.5%	+105
	Misdemeanor	DM	16	▲	+220.0%	+11
	Motion - Protective Order	MP	15	▲	-	+15
	Felony	DF	12	▼	-14.3%	-2
	Traffic	T	8	▼	-57.9%	-11
	Abuse and Neglect	AN	7	▲	+40.0%	+2
	Permanency Planning	PH	7	▼	-22.2%	-2
	Foster Care Review	FC	5	▼	-44.4%	-4
	Remand Custody	RC	5	↔		-
	Remand Visitation	RV	5	▼	-16.7%	-1
	Temporary Detention Order	TD	5	▲	+150.0%	+3
	Non-Family Abuse Protective Order	AP	4	▲	+300.0%	+3
	Paternity	PT	4	▼	-63.6%	-7
	Terminate Parental Rights	TP	4	▲	+33.3%	+1
	Child In Need of Services	CS	3	▲	+200.0%	+2
	Initial Foster Care	IF	3	▼	-50.0%	-3
	Other	OT	3	▲	-	+3
	Relief of Custody	CR	3	▲	-	+3
	Truancy	TR	3	▲	+50.0%	+1
	Entrustment	ET	2	▲	+100.0%	+1
	Voluntary Continuing Services and Support Agreen	VA	1	↔		-
	Emergency Custody Order	EC	0	▼	-100.0%	-1
	Qualified Residential Treatment	QR	0	▼	-100.0%	-3
	Show Cause	SC	0	▼	-100.0%	-1
	Status	ST	0	▼	-100.0%	-2
		Total		388	▲	41.1%
	GRAND TOTAL		588	▲	20.2%	+99

Dispositions by Major Case Category**

Category	Summary	Change	% Change	Absolute Change
Adult Criminal	70	▼	-30.7%	-31
Child Dependency	32	▲	-13.5%	-5
Child in Need of Services/Supervision	6	▲	+100.0%	+3
Custody and Visitation	277	▼	+54.7%	+98
Delinquency	28	▲	+40.0%	+8

* Compared to same time period as previous year
 6/13/2024 1:46:41PM

** Case Type Categories are defined in the 2017 Virginia Judicial Workload Assessment
 Source: SCV-SQL-Information

CPSS - JCMS CASELOAD STATISTICS OF THE JUVENILE & DOMESTIC RELATIONS DISTRICT COURTS
 January 2024 thru May 2024 Dispositions (Compared to January 2023 thru May 2023)

Juvenile Miscellaneous	1	▲	-50.0%	-1
Other	52	▲	+15.6%	+7
Protective Orders	43	▲	+16.2%	+6
Support	71	▲	+54.3%	+25
Traffic	8	▼	-57.9%	-11
GRAND TOTAL	588	▲	20.2%	+99

2024 Overall GRAND TOTAL		Distribution of Caseload			Change*		Percentage (%) of Caseload		
388 +22 6.0% 	Adult	173	45%	-7.0% ▼	-13	Adult	2023	2024	
	Juvenile	215	55%	19.4% ▲	+35	Juvenile	50.8%	44.6%	
	GRAND TOTAL	388	100%	6.0% ▲	+22	GRAND TOTAL	100%	100%	

Dispositions by Division & Code

Division	Case Type Description	Code	Summary	Change	% Change	Absolute Change
Adult	Civil Support	VS	38	▲	+111.1%	+20
	Show Cause	SC	38	▲	+137.5%	+22
	Other	OT	29	▲	+222.2%	+20
	Misdemeanor	CM	25	▼	-58.3%	-35
	Felony	CF	17	▲	+70.0%	+7
	Capias	CA	11	▲	-8.3%	-1
	Family Abuse - Protective Order	FP	9	▼	-83.3%	-45
	Motion - Protective Order	MP	2	▼	-33.3%	-1
	Remand Support	RS	2	▲	+100.0%	+1
	Bond Forfeiture	BF	1	▲	-	+1
	Violation Family Abuse Protective Order	PS	1	▲	-	+1
	Non-Family Abuse Protective Order	AP	0	▼	-100.0%	-1
	Protective Order	PC	0	▼	-100.0%	-1
	Violation of Protective Order	PV	0	▼	-100.0%	-1
	Total		173	▼	-7.0%	-13
Juvenile	Custody Visitation	CV	151	▲	+55.7%	+54
	Misdemeanor	DM	18	▲	+12.5%	+2
	Foster Care Review	FC	8	▲	+60.0%	+3
	Initial Foster Care	IF	8	▲	+60.0%	+3
	Felony	DF	5	▲	+150.0%	+3
	Permanency Planning	PH	5	▼	-16.7%	-1
	Abuse and Neglect	AN	4	▼	-63.6%	-7
	Civil Violation	CI	3	▲	-	+3
	Non-Family Abuse Protective Order	AP	2	▲	-	+2
	Paternity	PT	2	▲	+100.0%	+1
	Traffic	T	2	▼	-83.3%	-10
	Child In Need of Services	CS	1	▼	-50.0%	-1
	Family Abuse - Protective Order	FP	1	▲	-	+1
	Motion - Protective Order	MP	1	▲	-	+1
	Remand Visitation	RV	1	▲	-	+1
	Status	ST	1	▼	-66.7%	-2
	Temporary Detention Order	TD	1	↔	-	-
	Terminate Parental Rights	TP	1	▼	-92.9%	-13
	Emergency Custody Order	EC	0	▼	-100.0%	-1
	Relief of Custody	CR	0	▼	-100.0%	-1
	Remand Custody	RC	0	▼	-100.0%	-3
	Total		215	▲	19.4%	+35
	GRAND TOTAL		388	▲	6.0%	+22

Dispositions by Major Case Category**

Category	Summary	Change	% Change	Absolute Change
Adult Criminal	77	▲	-16.3%	-15
Child Dependency	26	▼	-38.1%	-16
Child in Need of Services/Supervision	1	▼	-50.0%	-1
Custody and Visitation	153	▲	+56.1%	+55
Delinquency	23	▲	+27.8%	+5
Juvenile Miscellaneous	1	▼	-66.7%	-2
New to Workload Study	3	▲	-	+3

* Compared to same time period as previous year
 6/13/2024 1:46:41PM

** Case Type Categories are defined in the 2017 Virginia Judicial Workload Assessment
 Source: SCV-SQL-Information

CPSS - JCMS CASELOAD STATISTICS OF THE JUVENILE & DOMESTIC RELATIONS DISTRICT COURTS
 January 2024 thru May 2024 Dispositions (Compared to January 2023 thru May 2023)

Other	33	▲	+120.0%	+18
Protective Orders	15	▲	-74.1%	-43
Support	54	▲	+107.7%	+28
Traffic	2	▼	-83.3%	-10
GRAND TOTAL	388	▲	6.0%	+22

2024 Overall GRAND TOTAL		Distribution of Caseload		Change*		Percentage (%) of Caseload			
1,525	+152 11.1%	Adult	851	56%	10.1% ▲	+78	Adult	56.3%	55.8%
2024		Juvenile	674	44%	12.3% ▲	+74	Juvenile	43.7%	44.2%
		GRAND TOTAL	1,525	100%	11.1% ▲	+152	GRAND TOTAL	100%	100%

Dispositions by Division & Code

Division	Case Type Description	Code	Summary	Change	% Change	Absolute Change
Adult	Misdemeanor	CM	239	▲	+17.2%	+35
	Other	OT	169	▲	+23.4%	+32
	Show Cause	SC	161	▲	+5.2%	+8
	Civil Support	VS	113	▼	-4.2%	-5
	Felony	CF	57	▼	-9.5%	-6
	Family Abuse - Protective Order	FP	54	▼	-6.9%	-4
	Capias	CA	31	▲	+82.4%	+14
	Non-Family Abuse Protective Order	AP	9	▲	+800.0%	+8
	Remand Support	RS	9	▲	+50.0%	+3
	Motion - Protective Order	MP	8	▼	-20.0%	-2
	Violation of Protective Order	PV	1	▼	-50.0%	-1
	Restricted License for Non-Support	SL	0	▼	-100.0%	-4
		Total		851	▲	10.1%
Juvenile	Custody Visitation	CV	332	▲	+0.3%	+1
	Misdemeanor	DM	98	▲	+66.1%	+39
	Felony	DF	47	▲	+51.6%	+16
	Traffic	T	34	▲	+54.5%	+12
	Remand Custody	RC	27	▲	+68.8%	+11
	Abuse and Neglect	AN	26	▲	+100.0%	+13
	Show Cause	SC	18	▲	+260.0%	+13
	Motion - Protective Order	MP	14	▼	-12.5%	-2
	Non-Family Abuse Protective Order	AP	11	▲	+83.3%	+5
	Truancy	TR	10	▼	-16.7%	-2
	Civil Violation	CI	8	▲	+100.0%	+4
	Status	ST	8	▲	+100.0%	+4
	Temporary Detention Order	TD	7	▼	-50.0%	-7
	Child In Need of Services	CS	6	▲	+100.0%	+3
	Initial Foster Care	IF	4	▼	-33.3%	-2
	Other	OT	4	↔		-
	Paternity	PT	4	▲	+33.3%	+1
	Emergency Custody Order	EC	3	▼	-66.7%	-6
	Permanency Planning	PH	3	▼	-62.5%	-5
	Special Immigrant Juvenile Status	SI	3	▲	+200.0%	+2
	Voluntary Continuing Services and Support Agreen	VA	3	▲	+50.0%	+1
	Relief of Custody	CR	2	▼	-50.0%	-2
	Foster Care Review	FC	1	▼	-75.0%	-3
	Remand Visitation	RV	1	▼	-80.0%	-4
	Emancipation	EP	0	▼	-100.0%	-1
	Mental Commitment	MC	0	▼	-100.0%	-2
	Terminate Parental Rights	TP	0	▼	-100.0%	-15
		Total		674	▲	12.3%
GRAND TOTAL			1,525	▲	11.1%	+152

Dispositions by Major Case Category**

Category	Summary	Change	% Change	Absolute Change
Adult Criminal	444	▲	+21.6%	+79
Child Dependency	39	▼	-25.0%	-13
Child in Need of Services/Supervision	16	▲	+6.7%	+1
Custody and Visitation	336	▲	+0.6%	+2

* Compared to same time period as previous year
 6/13/2024 1:46:41PM

** Case Type Categories are defined in the 2017 Virginia Judicial Workload Assessment
 Source: SCV-SQL-Information

Delinquency	163	▲	+71.6%	+68
Juvenile Miscellaneous	8	▲	+60.0%	+3
New to Workload Study	11	▲	+120.0%	+6
Other	220	▼	+14.0%	+27
Protective Orders	96	▲	+5.5%	+5
Support	158	▼	-19.4%	-38
Traffic	34	▲	+54.5%	+12
GRAND TOTAL	1,525	▲	11.1%	+152

2024 Overall GRAND TOTAL		Distribution of Caseload		Change*		Percentage (%) of Caseload			
1,019	-158 -13.4%	Adult	548	54%	-11.9% ▼	-74	Adult	52.8%	53.8%
2024		Juvenile	471	46%	-15.1% ▼	-84	Juvenile	47.2%	46.2%
2023		GRAND TOTAL	1,019	100%	-13.4% ▼	-158	GRAND TOTAL	100%	100%

Dispositions by Division & Code

Division	Case Type Description	Code	Summary	Change	% Change	Absolute Change
Adult	Misdemeanor	CM	121	▼	-5.5%	-7
	Civil Support	VS	106	▲	+24.7%	+21
	Other	OT	105	▲	-6.3%	-7
	Show Cause	SC	96	▼	-30.9%	-43
	Family Abuse - Protective Order	FP	45	▼	-13.5%	-7
	Felony	CF	30	▼	-18.9%	-7
	Capias	CA	25	▼	-39.0%	-16
	Violation of Protective Order	PV	12	▼	-14.3%	-2
	Motion - Protective Order	MP	6	▼	-40.0%	-4
	Non-Family Abuse Protective Order	AP	2	▲	+100.0%	+1
	Remand Support	RS	0	▼	-100.0%	-3
	Total		548	▼	-11.9%	-74
Juvenile	Custody Visitation	CV	300	▼	-6.3%	-20
	Misdemeanor	DM	49	▲	+6.5%	+3
	Traffic	T	21	▲	+40.0%	+6
	Truancy	TR	14	▲	+40.0%	+4
	Motion - Protective Order	MP	12	▼	-7.7%	-1
	Permanency Planning	PH	11	▼	-38.9%	-7
	Child at Risk	RI	9	▼	-40.0%	-6
	Abuse and Neglect	AN	7	▼	-50.0%	-7
	Felony	DF	7	▼	-41.7%	-5
	Non-Family Abuse Protective Order	AP	7	▼	-36.4%	-4
	Foster Care Review	FC	6	▼	-68.4%	-13
	Initial Foster Care	IF	6	▼	-40.0%	-4
	Paternity	PT	4	▼	-20.0%	-1
	Terminate Parental Rights	TP	4	▼	-33.3%	-2
	Temporary Detention Order	TD	3	▼	-62.5%	-5
	Voluntary Continuing Services and Support Agree	VA	3	▲	+200.0%	+2
	Child In Need of Services	CS	2	▼	-50.0%	-2
	Emergency Custody Order	EC	2	▼	-33.3%	-1
	Capias	CA	1	▲	-	+1
	Civil Violation	CI	1	↔	-	-
	Relief of Custody	CR	1	▼	-66.7%	-2
	Status	ST	1	▲	-	-
	Emancipation	EP	0	▼	-100.0%	-2
	Entrustment	ET	0	▼	-100.0%	-2
	Family Abuse - Protective Order	FP	0	▼	-100.0%	-2
	Mental Commitment	MC	0	▼	-100.0%	-1
	Other	OT	0	▼	-100.0%	-3
	Qualified Residential Treatment	QR	0	▼	-100.0%	-3
	Remand Custody	RC	0	▼	-100.0%	-3
	Remand Visitation	RV	0	▼	-100.0%	-3
	Show Cause	SC	0	▼	-100.0%	-1
	Total		471	▼	-15.1%	-84
GRAND TOTAL			1,019	▼	-13.4%	-158

Dispositions by Major Case Category**

Category	Summary	Change	% Change	Absolute Change
Adult Criminal	255	▼	-18.8%	-59
Child Dependency	47	▼	-48.4%	-44
Child in Need of Services/Supervision	16	▼	+14.3%	+2
Custody and Visitation	304	▼	-6.5%	-21
Delinquency	57	▲	-3.4%	-2
Juvenile Miscellaneous	1	▲	-66.7%	-2
New to Workload Study	1	↔		0
Other	110	▲	-19.1%	-26
Protective Orders	72	▼	-19.1%	-17
Support	135	▼	+3.8%	+5
Traffic	21	▲	+40.0%	+6
GRAND TOTAL	1,019	▼	-13.4%	-158

* Compared to same time period as previous year
 6/13/2024 1:46:41PM

** Case Type Categories are defined in the 2017 Virginia Judicial Workload Assessment
 Source: SCV-SQL-Information

2024 Overall GRAND TOTAL		Distribution of Caseload		Change*		Percentage (%) of Caseload			
411 -52 -11.2% 		Adult	180	44%	-13.5% ▼	-28	Adult	44.9%	43.8%
		Juvenile	231	56%	-9.4% ▼	-24	Juvenile	55.1%	56.2%
		GRAND TOTAL	411	100%	-11.2% ▼	-52	GRAND TOTAL	100%	100%

Dispositions by Division & Code

Division	Case Type Description	Code	Summary	Change	% Change	Absolute Change
Adult	Misdemeanor	CM	50	▼	-18.0%	-11
	Other	OT	47	▲	+56.7%	+17
	Civil Support	VS	32	▼	-28.9%	-13
	Show Cause	SC	22	▼	-31.3%	-10
	Family Abuse - Protective Order	FP	10	▼	-28.6%	-4
	Felony	CF	9	▼	-25.0%	-3
	Capias	CA	3	▼	-40.0%	-2
	Motion - Protective Order	MP	3	▲	+50.0%	+1
	Remand Support	RS	2	▲	-	+2
	Restricted License for Non-Support	SL	1	▲	-	+1
	Violation of Protective Order	PV	1	▼	-80.0%	-4
	Non-Family Abuse Protective Order	AP	0	▼	-100.0%	-2
		Total		180	▼	-13.5%
Juvenile	Custody Visitation	CV	149	▼	-8.0%	-13
	Abuse and Neglect	AN	11	▲	+10.0%	+1
	Misdemeanor	DM	10	▼	-56.5%	-13
	Temporary Detention Order	TD	7	▲	+75.0%	+3
	Truancy	TR	7	▲	+133.3%	+4
	Felony	DF	6	▲	+500.0%	+5
	Traffic	T	6	▲	+200.0%	+4
	Foster Care Review	FC	5	▼	-37.5%	-3
	Remand Custody	RC	5	↔	-	-
	Civil Violation	CI	4	▼	-33.3%	-2
	Emergency Custody Order	EC	3	▲	-	+3
	Initial Foster Care	IF	3	↔	-	-
	Motion - Protective Order	MP	2	▼	-75.0%	-6
	Paternity	PT	2	▼	-33.3%	-1
	Permanency Planning	PH	2	▼	-33.3%	-1
	Relief of Custody	CR	2	▲	+100.0%	+1
	Terminate Parental Rights	TP	2	▼	-33.3%	-1
	Entrustment	ET	1	▲	-	+1
	Non-Family Abuse Protective Order	AP	1	▼	-50.0%	-1
	Remand Visitation	RV	1	▼	-80.0%	-4
	Show Cause	SC	1	▲	-	+1
	Voluntary Continuing Services and Support Agree	VA	1	↔	-	-
	Child In Need of Services	CS	0	▼	-100.0%	-1
	Status	ST	0	▼	-100.0%	-1
		Total		231	▼	-9.4%
GRAND TOTAL			411	▼	-11.2%	-52

Dispositions by Major Case Category**

Category	Summary	Change	% Change	Absolute Change
Adult Criminal	79	▼	-18.6%	-18
Child Dependency	27	▲	-6.9%	-2
Child in Need of Services/Supervision	7	▲	+75.0%	+3
Custody and Visitation	151	▼	-8.5%	-14
Delinquency	17	▲	-29.2%	-7
Juvenile Miscellaneous	0	▼	-100.0%	-1

* Compared to same time period as previous year
 6/13/2024 1:46:41PM

** Case Type Categories are defined in the 2017 Virginia Judicial Workload Assessment
 Source: SCV-SQL-Information

CPSS - JCMS CASELOAD STATISTICS OF THE JUVENILE & DOMESTIC RELATIONS DISTRICT COURTS
 January 2024 thru May 2024 Dispositions (Compared to January 2023 thru May 2023)

New to Workload Study	4	▼	-33.3%	-2
Other	65	▲	+47.7%	+21
Protective Orders	16	▼	-42.9%	-12
Support	39	▲	-38.1%	-24
Traffic	6	▲	+200.0%	+4
GRAND TOTAL	411	▼	-11.2%	-52

2024 Overall GRAND TOTAL		Distribution of Caseload		Change*		Percentage (%) of Caseload			
957 +65 7.3% 		Adult	469	49%	11.9% ▲	+50	Adult	47.0%	49.0%
		Juvenile	488	51%	3.2% ▲	+15	Juvenile	53.0%	51.0%
		GRAND TOTAL	957	100%	7.3% ▲	+65	GRAND TOTAL	100%	100%

Dispositions by Division & Code

Division	Case Type Description	Code	Summary	Change	% Change	Absolute Change
Adult	Other	OT	117	▲	+46.3%	+37
	Misdemeanor	CM	98	↔		-
	Civil Support	VS	74	▼	-1.3%	-1
	Show Cause	SC	69	▼	-24.2%	-22
	Felony	CF	47	▲	+62.1%	+18
	Family Abuse - Protective Order	FP	34	▲	+61.9%	+13
	Capias	CA	13	▲	+8.3%	+1
	Violation of Protective Order	PV	8	▲	+33.3%	+2
	Motion - Protective Order	MP	4	▼	-33.3%	-2
	Remand Support	RS	3	▲	-	+3
	Non-Family Abuse Protective Order	AP	2	▲	+100.0%	+1
	Total		469	▲	11.9%	+50
Juvenile	Custody Visitation	CV	310	▲	+14.8%	+40
	Misdemeanor	DM	31	▼	-27.9%	-12
	Abuse and Neglect	AN	30	▲	+76.5%	+13
	Foster Care Review	FC	21	▲	+50.0%	+7
	Permanency Planning	PH	15	▲	+150.0%	+9
	Status	ST	13	▼	-40.9%	-9
	Traffic	T	13	▼	-55.2%	-16
	Paternity	PT	10	▲	+66.7%	+4
	Motion - Protective Order	MP	9	▲	+800.0%	+8
	Remand Custody	RC	7	▲	+133.3%	+4
	Initial Foster Care	IF	6	▼	-40.0%	-4
	Terminate Parental Rights	TP	4	▼	-42.9%	-3
	Felony	DF	3	▼	-40.0%	-2
	Temporary Detention Order	TD	3	↔		-
	Truancy	TR	3	▼	-72.7%	-8
	Emergency Custody Order	EC	2	▼	-33.3%	-1
	Non-Family Abuse Protective Order	AP	2	▲	+100.0%	+1
	Relief of Custody	CR	2	▲	-	+2
	Show Cause	SC	2	▲	+100.0%	+1
	Child In Need of Services	CS	1	▼	-66.7%	-2
	Voluntary Continuing Services and Support Agreem	VA	1	▲	-	+1
	Child at Risk	RI	0	▼	-100.0%	-8
	Emancipation	EP	0	▼	-100.0%	-1
	Entrustment	ET	0	▼	-100.0%	-3
	Mental Commitment	MC	0	▼	-100.0%	-4
	Other	OT	0	▼	-100.0%	-1
	Qualified Residential Treatment	QR	0	▼	-100.0%	-1
		Total		488	▲	3.2%
GRAND TOTAL			957	▲	7.3%	+65

Dispositions by Major Case Category**

Category	Summary	Change	% Change	Absolute Change
Adult Criminal	207	▲	+1.5%	+3
Child Dependency	79	▲	+19.7%	+13
Child in Need of Services/Supervision	5	▼	-66.7%	-10
Custody and Visitation	320	▲	+15.9%	+44
Delinquency	35	▲	-27.1%	-13

CPSS - JCMS CASELOAD STATISTICS OF THE JUVENILE & DOMESTIC RELATIONS DISTRICT COURTS
 January 2024 thru May 2024 Dispositions (Compared to January 2023 thru May 2023)

Juvenile Miscellaneous	13	▼	-43.5%	-10
Other	132	▲	+40.4%	+38
Protective Orders	51	▲	+70.0%	+21
Support	102	▼	-4.7%	-5
Traffic	13	▼	-55.2%	-16
GRAND TOTAL	957	▲	7.3%	+65

2024 Overall GRAND TOTAL		Distribution of Caseload			Change*		Percentage (%) of Caseload		
2024	855	Adult	432	51%	10.2% ▲	+40	Adult	51.2%	50.5%
		Juvenile	423	49%	13.4% ▲	+50	Juvenile	48.8%	49.5%
		GRAND TOTAL	855	100%	11.8% ▲	+90	GRAND TOTAL	100%	100%

Dispositions by Division & Code

Division	Case Type Description	Code	Summary	Change	% Change	Absolute Change
Adult	Misdemeanor	CM	145	▲	+51.0%	+49
	Other	OT	66	▼	-25.0%	-22
	Show Cause	SC	54	▲	+17.4%	+8
	Capias	CA	45	▲	+18.4%	+7
	Civil Support	VS	40	▼	-13.0%	-6
	Felony	CF	32	▼	-36.0%	-18
	Family Abuse - Protective Order	FP	27	▲	+28.6%	+6
	Remand Support	RS	12	▲	+140.0%	+7
	Violation of Protective Order	PV	4	▲	+300.0%	+3
	Motion - Protective Order	MP	3	▲	+200.0%	+2
	Non-Family Abuse Protective Order	AP	2	▲	-	+2
	Protective Order	PC	1	▲	-	+1
	Restricted License for Non-Support	SL	1	▲	-	+1
	Total		432	▲	10.2%	+40
Juvenile	Custody Visitation	CV	182	▼	-9.9%	-20
	Status	ST	54	▲	+80.0%	+24
	Misdemeanor	DM	26	▲	+160.0%	+16
	Remand Custody	RC	26	▲	+420.0%	+21
	Remand Visitation	RV	26	▲	+420.0%	+21
	Foster Care Review	FC	23	▲	+9.5%	+2
	Permanency Planning	PH	18	▼	-14.3%	-3
	Traffic	T	14	▼	-12.5%	-2
	Abuse and Neglect	AN	12	▲	+50.0%	+4
	Felony	DF	10	▲	+11.1%	+1
	Initial Foster Care	IF	10	▲	+25.0%	+2
	Truancy	TR	6	▲	+200.0%	+4
	Voluntary Continuing Services and Support Agree	VA	5	↔	-	-
	Terminate Parental Rights	TP	4	▼	-50.0%	-4
	Paternity	PT	3	▼	-75.0%	-9
	Civil Violation	CI	2	▲	-	+2
	Entrustment	ET	1	▲	-	+1
	Non-Family Abuse Protective Order	AP	1	↔	-	-
	Child In Need of Services	CS	0	▼	-100.0%	-1
	Family Abuse - Protective Order	FP	0	▼	-100.0%	-5
	Other	OT	0	▼	-100.0%	-2
	Qualified Residential Treatment	QR	0	▼	-100.0%	-2
		Total		423	▲	13.4%
	GRAND TOTAL		855	▲	11.8%	+90

Dispositions by Major Case Category**

Category	Summary	Change	% Change	Absolute Change
Adult Criminal	264	▲	+17.9%	+40
Child Dependency	73	▲	-	0
Child in Need of Services/Supervision	6	▲	+100.0%	+3
Custody and Visitation	185	▼	-13.6%	-29
Delinquency	36	▲	+89.5%	+17
Juvenile Miscellaneous	54	▲	+80.0%	+24
New to Workload Study	2	▲	-	+2

* Compared to same time period as previous year
 6/13/2024 1:46:41PM

** Case Type Categories are defined in the 2017 Virginia Judicial Workload Assessment
 Source: SCV-SQL-Information

CPSS - JCMS CASELOAD STATISTICS OF THE JUVENILE & DOMESTIC RELATIONS DISTRICT COURTS
 January 2024 thru May 2024 Dispositions (Compared to January 2023 thru May 2023)

Other	130	▲	+23.8%	+25
Protective Orders	33	▲	+17.9%	+5
Support	58	▲	+9.4%	+5
Traffic	14	▼	-12.5%	-2
GRAND TOTAL	855	▲	11.8%	+90

2024 Overall GRAND TOTAL		Distribution of Caseload			Change*		Percentage (%) of Caseload		
1,406 +59 4.4% 		Adult	730	52%	27.0% ▲	+155	Adult	42.7%	51.9%
		Juvenile	676	48%	-12.4% ▼	-96	Juvenile	57.3%	48.1%
		GRAND TOTAL	1,406	100%	4.4% ▲	+59	GRAND TOTAL	100%	100%

Dispositions by Division & Code

Division	Case Type Description	Code	Summary	Change	% Change	Absolute Change
Adult	Show Cause	SC	232	▲	+95.0%	+113
	Misdemeanor	CM	144	▲	+26.3%	+30
	Other	OT	117	▲	+9.3%	+10
	Civil Support	VS	106	▲	+92.7%	+51
	Capias	CA	65	▲	-8.5%	-6
	Family Abuse - Protective Order	FP	26	▼	-33.3%	-13
	Felony	CF	22	▼	-52.2%	-24
	Remand Support	RS	8	▼	-20.0%	-2
	Motion - Protective Order	MP	6	↔		-
	Violation of Protective Order	PV	3	▼	-40.0%	-2
Non-Family Abuse Protective Order	AP	1	▼	-66.7%	-2	
	Total		730	▲	27.0%	+155
Juvenile	Custody Visitation	CV	380	▼	-19.5%	-92
	Status	ST	74	▲	+10.4%	+7
	Misdemeanor	DM	53	▲	+130.4%	+30
	Permanency Planning	PH	28	▲	+250.0%	+20
	Paternity	PT	21	▲	+90.9%	+10
	Traffic	T	20	▲	+150.0%	+12
	Foster Care Review	FC	19	▼	-20.8%	-5
	Motion - Protective Order	MP	19	▼	-47.2%	-17
	Remand Custody	RC	14	▼	-22.2%	-4
	Remand Visitation	RV	14	▼	-22.2%	-4
	Felony	DF	11	▲	+83.3%	+5
	Temporary Detention Order	TD	6	▲	+200.0%	+4
	Show Cause	SC	5	▲	+400.0%	+4
	Abuse and Neglect	AN	3	▼	-92.7%	-38
	Truancy	TR	3	▼	-50.0%	-3
	Emergency Custody Order	EC	2	↔		-
	Non-Family Abuse Protective Order	AP	2	▲	+100.0%	+1
	Child In Need of Services	CS	1	↔		-
	Relief of Custody	CR	1	↔		-
	Entrustment	ET	0	▼	-100.0%	-2
	Initial Foster Care	IF	0	▼	-100.0%	-14
	Mental Commitment	MC	0	▼	-100.0%	-1
	Qualified Residential Treatment	QR	0	▼	-100.0%	-1
Terminate Parental Rights	TP	0	▼	-100.0%	-8	
	Total		676	▼	-12.4%	-96
GRAND TOTAL			1,406	▲	4.4%	+59

Dispositions by Major Case Category**

Category	Summary	Change	% Change	Absolute Change
Adult Criminal	402	▲	+22.9%	+75
Child Dependency	51	▼	-48.5%	-48
Child in Need of Services/Supervision	4	▼	-42.9%	-3
Custody and Visitation	401	▲	-17.0%	-82
Delinquency	69	▲	+130.0%	+39
Juvenile Miscellaneous	74	▲	+10.4%	+7
Other	161	▲	+1.9%	+3

* Compared to same time period as previous year
 6/13/2024 1:46:41PM

** Case Type Categories are defined in the 2017 Virginia Judicial Workload Assessment
 Source: SCV-SQL-Information

CPSS - JCMS CASELOAD STATISTICS OF THE JUVENILE & DOMESTIC RELATIONS DISTRICT COURTS
 January 2024 thru May 2024 Dispositions (Compared to January 2023 thru May 2023)

Protective Orders	54	▼	-36.5%	-31
Support	170	▲	+104.8%	+87
Traffic	20	▲	+150.0%	+12
GRAND TOTAL	1,406	▲	4.4%	+59

2024 Overall GRAND TOTAL		Distribution of Caseload			Change*		Percentage (%) of Caseload		
1,374 -15 -1.1% 	Adult Juvenile GRAND TOTAL	673	49%	-6.0% ▼	-43	Adult Juvenile GRAND TOTAL	2023 51.5% 48.5% 100%	2024 49.0% 51.0% 100%	
		701	51%	4.2% ▲	+28	100%	100%	100%	
		1,374	100%	-1.1% ▼	-15				

Dispositions by Division & Code

Division	Case Type Description	Code	Summary	Change	% Change	Absolute Change	
Adult	Misdemeanor	CM	192	▲	+8.5%	+15	
	Other	OT	116	▼	-29.7%	-49	
	Felony	CF	83	▼	-17.8%	-18	
	Civil Support	VS	63	▼	-10.0%	-7	
	Show Cause	SC	60	▼	-14.3%	-10	
	Family Abuse - Protective Order	FP	57	▲	+5.6%	+3	
	Capias	CA	55	▲	+5.8%	+3	
	Violation of Protective Order	PV	22	▲	+175.0%	+14	
	Remand Support	RS	10	▲	+233.3%	+7	
	Motion - Protective Order	MP	8	▼	-46.7%	-7	
	Bond Forfeiture	BF	3	▲	-	+3	
	Protective Order	PC	2	▲	+100.0%	+1	
	Restricted License for Non-Support	SL	2	▲	-	+2	
	Total			673	▼	-6.0%	-43
Juvenile	Custody Visitation	CV	344	▼	-7.8%	-29	
	Permanency Planning	PH	53	▲	+60.6%	+20	
	Status	ST	34	▲	+41.7%	+10	
	Remand Visitation	RV	32	▲	+77.8%	+14	
	Foster Care Review	FC	30	▲	+50.0%	+10	
	Remand Custody	RC	30	▲	+76.5%	+13	
	Felony	DF	29	▲	+866.7%	+26	
	Traffic	T	26	▼	-18.8%	-6	
	Misdemeanor	DM	23	▼	-23.3%	-7	
	Abuse and Neglect	AN	20	▼	-31.0%	-9	
	Initial Foster Care	IF	16	▼	-33.3%	-8	
	Paternity	PT	15	↔	-	-	
	Terminate Parental Rights	TP	15	▼	-11.8%	-2	
	Truancy	TR	7	▲	+16.7%	+1	
	Temporary Detention Order	TD	6	▲	+100.0%	+3	
	Motion - Protective Order	MP	5	▲	+400.0%	+4	
	Voluntary Continuing Services and Support Agreen	VA	5	▲	+66.7%	+2	
	Non-Family Abuse Protective Order	AP	4	▼	-42.9%	-3	
	Emergency Custody Order	EC	3	▲	-	+3	
	Other	OT	3	▼	-40.0%	-2	
	Relief of Custody	CR	1	▼	-75.0%	-3	
	Child In Need of Services	CS	0	▼	-100.0%	-1	
	Qualified Residential Treatment	QR	0	▼	-100.0%	-6	
	Show Cause	SC	0	▼	-100.0%	-2	
	Total			701	▲	4.2%	+28
	GRAND TOTAL			1,374	▼	-1.1%	-15

Dispositions by Major Case Category**

Category	Summary	Change	% Change	Absolute Change
Adult Criminal	407	▲	+1.2%	+5
Child Dependency	140	▼	+2.9%	+4
Child in Need of Services/Supervision	7	▼	-	0
Custody and Visitation	359	▼	-7.5%	-29
Delinquency	52	▲	+48.6%	+17

* Compared to same time period as previous year
 6/13/2024 1:46:41PM

** Case Type Categories are defined in the 2017 Virginia Judicial Workload Assessment
 Source: SCV-SQL-Information

Juvenile Miscellaneous	34	▲	+41.7%	+10
Other	200	▲	-5.2%	-11
Protective Orders	74	▲	-3.9%	-3
Support	75	▲	-2.6%	-2
Traffic	26	▼	-18.8%	-6
GRAND TOTAL	1,374	▼	-1.1%	-15

2024 Overall GRAND TOTAL		Distribution of Caseload		Change*		Percentage (%) of Caseload		
827	-32 -3.7%	Adult	367 44%	-15.2% ▼	-66	Adult	2023 50.4%	2024 44.4%
2024		Juvenile	460 56%	8.0% ▲	+34	Juvenile	49.6%	55.6%
2023		GRAND TOTAL	827 100%	-3.7% ▼	-32	GRAND TOTAL	100%	100%

Dispositions by Division & Code

Division	Case Type Description	Code	Summary	Change	% Change	Absolute Change
Adult	Show Cause	SC	104	▲	+35.1%	+27
	Other	OT	99	▼	-10.0%	-11
	Civil Support	VS	48	▲	+9.1%	+4
	Misdemeanor	CM	47	▼	-42.0%	-34
	Capias	CA	38	▲	+18.8%	+6
	Felony	CF	13	▼	-72.9%	-35
	Family Abuse - Protective Order	FP	12	▼	-53.8%	-14
	Motion - Protective Order	MP	2	▲	+100.0%	+1
	Remand Support	RS	2	▼	-66.7%	-4
	Restricted License for Non-Support	SL	2	▲	+100.0%	+1
	Bond Forfeiture	BF	0	▼	-100.0%	-2
	Non-Family Abuse Protective Order	AP	0	▼	-100.0%	-4
	Violation of Protective Order	PV	0	▼	-100.0%	-1
	Total		367	▼	-15.2%	-66
Juvenile	Custody Visitation	CV	255	▲	+9.0%	+21
	Permanency Planning	PH	33	▲	+10.0%	+3
	Terminate Parental Rights	TP	30	▲	+400.0%	+24
	Child at Risk	RI	26	▲	+420.0%	+21
	Truancy	TR	23	▲	+9.5%	+2
	Abuse and Neglect	AN	18	▲	+5.9%	+1
	Initial Foster Care	IF	15	▼	-11.8%	-2
	Foster Care Review	FC	13	▼	-64.9%	-24
	Entrustment	ET	10	▲	-	+10
	Traffic	T	9	↔	-	-
	Misdemeanor	DM	6	▼	-33.3%	-3
	Paternity	PT	4	▲	+300.0%	+3
	Child In Need of Services	CS	3	↔	-	-
	Status	ST	3	▼	-66.7%	-6
	Voluntary Continuing Services and Support Agreem	VA	3	▲	-	+3
	Felony	DF	2	▼	-33.3%	-1
	Relief of Custody	CR	2	▲	+100.0%	+1
	Capias	CA	1	▲	-	+1
	Emancipation	EP	1	▲	-	+1
	Non-Family Abuse Protective Order	AP	1	▼	-80.0%	-4
	Remand Custody	RC	1	▼	-85.7%	-6
	Remand Visitation	RV	1	▼	-88.9%	-8
	Motion - Protective Order	MP	0	▼	-100.0%	-3
	Total		460	▲	8.0%	+34
GRAND TOTAL			827	▼	-3.7%	-32

Dispositions by Major Case Category**

Category	Summary	Change	% Change	Absolute Change
Adult Criminal	176	▼	-21.1%	-47
Child Dependency	150	▲	+32.7%	+37
Child in Need of Services/Supervision	26	▲	+8.3%	+2
Custody and Visitation	259	▲	+10.2%	+24
Delinquency	9	▲	-25.0%	-3
Juvenile Miscellaneous	4	▲	-55.6%	-5

* Compared to same time period as previous year
 6/13/2024 1:46:41PM

** Case Type Categories are defined in the 2017 Virginia Judicial Workload Assessment
 Source: SCV-SQL-Information

CPSS - JCMS CASELOAD STATISTICS OF THE JUVENILE & DOMESTIC RELATIONS DISTRICT COURTS
 January 2024 thru May 2024 Dispositions (Compared to January 2023 thru May 2023)

Buchanan

District: 29 FIPS: 027

Other	103	▼	-22.0%	-29
Protective Orders	15	▼	-61.5%	-24
Support	76	▲	+20.6%	+13
Traffic	9	↔		0
GRAND TOTAL	827	▼	-3.7%	-32

2024 Overall GRAND TOTAL		Distribution of Caseload		Change*		Percentage (%) of Caseload			
445 -44 -9.0% 		Adult	204	46%	-2.9% ▼	-6	Adult	42.9%	45.8%
		Juvenile	241	54%	-13.6% ▼	-38	Juvenile	57.1%	54.2%
		GRAND TOTAL	445	100%	-9.0% ▼	-44	GRAND TOTAL	100%	100%

Dispositions by Division & Code

Division	Case Type Description	Code	Summary	Change	% Change	Absolute Change	
Adult	Civil Support	VS	47	▼	-17.5%	-10	
	Show Cause	SC	40	▲	+73.9%	+17	
	Other	OT	39	▼	+18.2%	+6	
	Misdemeanor	CM	36	▼	-12.2%	-5	
	Capias	CA	22	▲	+175.0%	+14	
	Family Abuse - Protective Order	FP	13	▼	-55.2%	-16	
	Motion - Protective Order	MP	3	▲	+50.0%	+1	
	Non-Family Abuse Protective Order	AP	2	▲	+100.0%	+1	
	Felony	CF	1	▼	-93.3%	-14	
	Remand Support	RS	1	↔		-	
	Total		204	▼	-2.9%	-6	
Juvenile	Custody Visitation	CV	176	▼	-1.7%	-3	
	Misdemeanor	DM	18	▲	+100.0%	+9	
	Permanency Planning	PH	10	▼	-52.4%	-11	
	Entrustment	ET	4	▼	-33.3%	-2	
	Felony	DF	4	▼	-71.4%	-10	
	Status	ST	4	▼	-20.0%	-1	
	Traffic	T	4	▼	-69.2%	-9	
	Truancy	TR	4	▲	+33.3%	+1	
	Initial Foster Care	IF	3	▼	-25.0%	-1	
	Paternity	PT	3	▲	+200.0%	+2	
	Child at Risk	RI	2	▲	-	+2	
	Foster Care Review	FC	2	▼	-60.0%	-3	
	Voluntary Continuing Services and Support Agreem	VA	2	▲	-	+2	
	Abuse and Neglect	AN	1	▼	-83.3%	-5	
	Child In Need of Services	CS	1	↔		-	
	Civil Violation	CI	1	▲	-	+1	
	Other	OT	1	▲		-	
	Show Cause	SC	1	▲		-	
	Emergency Custody Order	EC	0	▼	-100.0%	-1	
	Mental Commitment	MC	0	▼	-100.0%	-1	
	Motion - Protective Order	MP	0	▼	-100.0%	-1	
	Qualified Residential Treatment	QR	0	▼	-100.0%	-1	
	Remand Custody	RC	0	▼	-100.0%	-1	
	Temporary Detention Order	TD	0	▼	-100.0%	-1	
	Terminate Parental Rights	TP	0	▼	-100.0%	-4	
		Total		241	▼	-13.6%	-38
	GRAND TOTAL			445	▼	-9.0%	-44

Dispositions by Major Case Category**

Category	Summary	Change	% Change	Absolute Change
Adult Criminal	70	▲	-10.3%	-8
Child Dependency	24	▲	-48.9%	-23
Child in Need of Services/Supervision	5	▼		0
Custody and Visitation	179	▲	-0.6%	-1
Delinquency	23	▲		0
Juvenile Miscellaneous	4	▼	-33.3%	-2
New to Workload Study	1	▲	-	+1

* Compared to same time period as previous year
 6/13/2024 1:46:41PM




** Case Type Categories are defined in the 2017 Virginia Judicial Workload Assessment
 Source: SCV-SQL-Information

CPSS - JCMS CASELOAD STATISTICS OF THE JUVENILE & DOMESTIC RELATIONS DISTRICT COURTS
 January 2024 thru May 2024 Dispositions (Compared to January 2023 thru May 2023)

Dickenson

District: 29 FIPS: 051

Other	41	▲	+7.9%	+3
Protective Orders	18	▼	-45.5%	-15
Support	76	▲	+15.2%	+10
Traffic	4	▼	-69.2%	-9
GRAND TOTAL	445	▼	-9.0%	-44

2024 Overall GRAND TOTAL		Distribution of Caseload		Change*		Percentage (%) of Caseload			
967	-126 -11.5%	Adult	540	56%	-23.8% ▼	-169	Adult	64.9%	55.8%
2024 		Juvenile	427	44%	11.2% ▲	+43	Juvenile	35.1%	44.2%
2023 		GRAND TOTAL	967	100%	-11.5% ▼	-126	GRAND TOTAL	100%	100%

Dispositions by Division & Code

Division	Case Type Description	Code	Summary	Change	% Change	Absolute Change	
Adult	Show Cause	SC	159	▼	-52.1%	-173	
	Misdemeanor	CM	99	▼	-12.4%	-14	
	Other	OT	97	▲	+9.0%	+8	
	Civil Support	VS	64	▲	+4.9%	+3	
	Capias	CA	43	▲	+19.4%	+7	
	Family Abuse - Protective Order	FP	29	▼	-14.7%	-5	
	Felony	CF	15	▼	-34.8%	-8	
	Remand Support	RS	10	▲	+66.7%	+4	
	Bond Forfeiture	BF	9	▲	+80.0%	+4	
	Motion - Protective Order	MP	8	▲	+14.3%	+1	
	Violation of Protective Order	PV	5	▲	+150.0%	+3	
	Non-Family Abuse Protective Order	AP	2	▲	+100.0%	+1	
		Total		540	▼	-23.8%	-169
Juvenile	Custody Visitation	CV	180	▼	-14.3%	-30	
	Permanency Planning	PH	34	▼	-8.1%	-3	
	Misdemeanor	DM	28	▲	+133.3%	+16	
	Entrustment	ET	21	▲	+320.0%	+16	
	Terminate Parental Rights	TP	21	▲	+425.0%	+17	
	Foster Care Review	FC	18	↔		-	
	Felony	DF	13	▲	+85.7%	+6	
	Remand Custody	RC	13	▲	+62.5%	+5	
	Remand Visitation	RV	13	▲	+62.5%	+5	
	Truancy	TR	13	▲	+333.3%	+10	
	Motion - Protective Order	MP	12	▲	+33.3%	+3	
	Traffic	T	12	▲	+140.0%	+7	
	Abuse and Neglect	AN	11	▼	-26.7%	-4	
	Initial Foster Care	IF	9	▼	-25.0%	-3	
	Relief of Custody	CR	5	▲	+400.0%	+4	
	Show Cause	SC	5	▲	+400.0%	+4	
	Capias	CA	4	▲	+100.0%	+2	
	Paternity	PT	4	▲	+33.3%	+1	
	Civil Violation	CI	2	↔		-	
	Emergency Custody Order	EC	2	↔		-	
	Other	OT	2	↔		-	
	Temporary Detention Order	TD	2	↔		-	
	Child In Need of Services	CS	1	▼	-50.0%	-1	
	Mental Commitment	MC	1	▲	-	+1	
	Voluntary Continuing Services and Support Agreem	VA	1	▼	-50.0%	-1	
	Non-Family Abuse Protective Order	AP	0	▼	-100.0%	-3	
	Qualified Residential Treatment	QR	0	▼	-100.0%	-1	
	Status	ST	0	▼	-100.0%	-8	
		Total		427	▲	11.2%	+43
		GRAND TOTAL		967	▼	-11.5%	-126

Dispositions by Major Case Category**

Category	Summary	Change	% Change	Absolute Change
Adult Criminal	291	▲	-39.2%	-188
Child Dependency	120	▲	+26.3%	+25
Child in Need of Services/Supervision	17	▲	+183.3%	+11

* Compared to same time period as previous year
 6/13/2024 1:46:41PM

** Case Type Categories are defined in the 2017 Virginia Judicial Workload Assessment
 Source: SCV-SQL-Information

CPSS - JCMS CASELOAD STATISTICS OF THE JUVENILE & DOMESTIC RELATIONS DISTRICT COURTS
 January 2024 thru May 2024 Dispositions (Compared to January 2023 thru May 2023)

Custody and Visitation	184	▲	-13.6%	-29
Delinquency	47	▲	+123.8%	+26
Juvenile Miscellaneous	0	▼	-100.0%	-8
New to Workload Study	2	↔		0
Other	140	▲	+19.7%	+23
Protective Orders	51	▲	-5.6%	-3
Support	103	▲	+10.8%	+10
Traffic	12	▲	+140.0%	+7
GRAND TOTAL	967	▼	-11.5%	-126

2024 Overall GRAND TOTAL		Distribution of Caseload			Change*		Percentage (%) of Caseload		
1,383 +26 1.9% 	2024 2023	Adult	801	58%	30.0% ▲	+185	Adult	45.4%	57.9%
		Juvenile	582	42%	-21.5% ▼	-159	Juvenile	54.6%	42.1%
GRAND TOTAL		1,383	100%	1.9% ▲	+26	GRAND TOTAL	100%	100%	

Dispositions by Division & Code

Division	Case Type Description	Code	Summary	Change	% Change	Absolute Change
Adult	Misdemeanor	CM	233	▲	+56.4%	+84
	Other	OT	153	▲	+10.1%	+14
	Show Cause	SC	124	▲	+39.3%	+35
	Felony	CF	92	▲	+33.3%	+23
	Civil Support	VS	84	▲	+29.2%	+19
	Capias	CA	52	▲	+23.8%	+10
	Family Abuse - Protective Order	FP	44	▼	-12.0%	-6
	Motion - Protective Order	MP	9	▲	+50.0%	+3
	Non-Family Abuse Protective Order	AP	5	▲	+150.0%	+3
	Remand Support	RS	4	▼	-20.0%	-1
	Restricted License for Non-Support	SL	1	▲	-	+1
Total			801	▲	30.0%	+185
Juvenile	Custody Visitation	CV	328	▼	-21.5%	-90
	Motion - Protective Order	MP	32	▼	-33.3%	-16
	Abuse and Neglect	AN	31	▼	-43.6%	-24
	Traffic	T	26	▲	+13.0%	+3
	Misdemeanor	DM	25	▼	-28.6%	-10
	Status	ST	22	▲	+450.0%	+18
	Remand Custody	RC	20	↔	-	-
	Permanency Planning	PH	16	▼	-57.9%	-22
	Foster Care Review	FC	15	▲	+36.4%	+4
	Initial Foster Care	IF	12	▲	+20.0%	+2
	Truancy	TR	11	▼	-8.3%	-1
	Felony	DF	10	▲	+100.0%	+5
	Paternity	PT	7	▲	+133.3%	+4
	Show Cause	SC	6	▲	+200.0%	+4
	Child In Need of Services	CS	5	▲	-	+5
	Other	OT	3	▼	-40.0%	-2
	Temporary Detention Order	TD	3	▼	-66.7%	-6
	Child at Risk	RI	2	▲	-	+2
	Non-Family Abuse Protective Order	AP	2	▼	-66.7%	-4
	Relief of Custody	CR	2	▲	+100.0%	+1
	Terminate Parental Rights	TP	2	▼	-81.8%	-9
	Emergency Custody Order	EC	1	▼	-80.0%	-4
	Voluntary Continuing Services and Support Agreem	VA	1	▼	-66.7%	-2
	Civil Violation	CI	0	▼	-100.0%	-1
	Entrustment	ET	0	▼	-100.0%	-11
	Juvenile Support	JS	0	▼	-100.0%	-1
	Mental Commitment	MC	0	▼	-100.0%	-2
	Protective Order	PC	0	▼	-100.0%	-1
	Qualified Residential Treatment	QR	0	▼	-100.0%	-1
	Total			582	▼	-21.5%
GRAND TOTAL			1,383	▲	1.9%	+26

Dispositions by Major Case Category**

Category	Summary	Change	% Change	Absolute Change
Adult Criminal	462	▲	+40.9%	+134
Child Dependency	81	▲	-42.6%	-60
Child in Need of Services/Supervision	17	▲	+41.7%	+5

CPSS - JCMS CASELOAD STATISTICS OF THE JUVENILE & DOMESTIC RELATIONS DISTRICT COURTS
 January 2024 thru May 2024 Dispositions (Compared to January 2023 thru May 2023)

Custody and Visitation	335	▲	-20.4%	-86
Delinquency	40	▲	-7.0%	-3
Juvenile Miscellaneous	22	▲	+450.0%	+18
New to Workload Study	0	▼	-100.0%	-1
Other	184	▼	-0.5%	-1
Protective Orders	92	▲	-17.9%	-20
Support	124	▲	+42.5%	+37
Traffic	26	▲	+13.0%	+3
GRAND TOTAL	1,383	▲	1.9%	+26

2024 Overall GRAND TOTAL		Distribution of Caseload		Change*		Percentage (%) of Caseload			
743 -34 -4.4% 		Adult	326	44%	-14.2% ▼	-54	Adult	48.9%	43.9%
		Juvenile	417	56%	5.0% ▲	+20	Juvenile	51.1%	56.1%
		GRAND TOTAL	743	100%	-4.4% ▼	-34	GRAND TOTAL	100%	100%

Dispositions by Division & Code

Division	Case Type Description	Code	Summary	Change	% Change	Absolute Change
Adult	Other	OT	77	▲	-3.8%	-3
	Show Cause	SC	69	▼	-12.7%	-10
	Misdemeanor	CM	66	▼	-8.3%	-6
	Civil Support	VS	36	▼	-33.3%	-18
	Capias	CA	24	▲	-22.6%	-7
	Family Abuse - Protective Order	FP	24	▼	-22.6%	-7
	Remand Support	RS	15	▲	+15.4%	+2
	Felony	CF	9	↔		-
	Non-Family Abuse Protective Order	AP	3	↔		-
	Motion - Protective Order	MP	2	▼	-50.0%	-2
	Restricted License for Non-Support	SL	1	▼	-50.0%	-1
	Bond Forfeiture	BF	0	▼	-100.0%	-1
	Protective Order	PC	0	▼	-100.0%	-1
	Total		326	▼	-14.2%	-54
Juvenile	Custody Visitation	CV	164	▼	-8.9%	-16
	Misdemeanor	DM	42	▲	+223.1%	+29
	Traffic	T	35	▲	+25.0%	+7
	Abuse and Neglect	AN	33	▲	+32.0%	+8
	Foster Care Review	FC	26	▲	+85.7%	+12
	Permanency Planning	PH	24	▼	-20.0%	-6
	Remand Custody	RC	22	▲	+29.4%	+5
	Initial Foster Care	IF	21	▲	+90.9%	+10
	Terminate Parental Rights	TP	13	▼	-56.7%	-17
	Truancy	TR	13	▲	+62.5%	+5
	Paternity	PT	5	▲	+150.0%	+3
	Entrustment	ET	4	▲	-	+4
	Non-Family Abuse Protective Order	AP	4	▲	+300.0%	+3
	Relief of Custody	CR	3	▲	+50.0%	+1
	Felony	DF	2	▼	-50.0%	-2
	Show Cause	SC	2	▼	-50.0%	-2
	Child In Need of Services	CS	1	▼	-50.0%	-1
	Other	OT	1	▼	-50.0%	-1
	Status	ST	1	▼	-87.5%	-7
	Voluntary Continuing Services and Support Agreen	VA	1	▲	-	+1
	Capias	CA	0	▼	-100.0%	-1
	Civil Violation	CI	0	▼	-100.0%	-2
	Emergency Custody Order	EC	0	▼	-100.0%	-1
	Qualified Residential Treatment	QR	0	▼	-100.0%	-2
	Remand Visitation	RV	0	▼	-100.0%	-8
	Temporary Detention Order	TD	0	▼	-100.0%	-2
		Total		417	▲	5.0%
	GRAND TOTAL		743	▼	-4.4%	-34

Dispositions by Major Case Category**

Category	Summary	Change	% Change	Absolute Change
Adult Criminal	125	▼	-22.4%	-36
Child Dependency	125	▲	+9.6%	+11
Child in Need of Services/Supervision	14	▲	+40.0%	+4
Custody and Visitation	169	▲	-7.1%	-13

* Compared to same time period as previous year
 6/13/2024 1:46:41PM

** Case Type Categories are defined in the 2017 Virginia Judicial Workload Assessment
 Source: SCV-SQL-Information

CPSS - JCMS CASELOAD STATISTICS OF THE JUVENILE & DOMESTIC RELATIONS DISTRICT COURTS
 January 2024 thru May 2024 Dispositions (Compared to January 2023 thru May 2023)

Delinquency	46	▲	+109.1%	+24
Juvenile Miscellaneous	1	▼	-87.5%	-7
New to Workload Study	0	▼	-100.0%	-2
Other	115	▼	-6.5%	-8
Protective Orders	33	▲	-15.4%	-6
Support	80	▲	-9.1%	-8
Traffic	35	▲	+25.0%	+7
GRAND TOTAL	743	▼	-4.4%	-34

2024 Overall GRAND TOTAL		Distribution of Caseload		Change*		Percentage (%) of Caseload														
561 -36 -6.0% 		Adult	239	43%	-8.4%	▼	-22													
		Juvenile	322	57%	-4.2%	▼	-14													
		GRAND TOTAL	561	100%	-6.0%	▼	-36													
								<table border="1"> <thead> <tr> <th></th> <th>2023</th> <th>2024</th> </tr> </thead> <tbody> <tr> <td>Adult</td> <td>43.7%</td> <td>42.6%</td> </tr> <tr> <td>Juvenile</td> <td>56.3%</td> <td>57.4%</td> </tr> <tr> <td>GRAND TOTAL</td> <td>100%</td> <td>100%</td> </tr> </tbody> </table>		2023	2024	Adult	43.7%	42.6%	Juvenile	56.3%	57.4%	GRAND TOTAL	100%	100%
	2023	2024																		
Adult	43.7%	42.6%																		
Juvenile	56.3%	57.4%																		
GRAND TOTAL	100%	100%																		

Dispositions by Division & Code

Division	Case Type Description	Code	Summary	Change	% Change	Absolute Change	
Adult	Misdemeanor	CM	68	▼	-21.8%	-19	
	Other	OT	46	▲	+35.3%	+12	
	Civil Support	VS	32	▲	+100.0%	+16	
	Show Cause	SC	27	▼	-18.2%	-6	
	Felony	CF	25	▼	-3.8%	-1	
	Capias	CA	20	▼	-25.9%	-7	
	Family Abuse - Protective Order	FP	10	▼	-56.5%	-13	
	Motion - Protective Order	MP	4	▼	-42.9%	-3	
	Remand Support	RS	4	▼	-42.9%	-3	
	Non-Family Abuse Protective Order	AP	3	▲	+200.0%	+2	
	Total		239	▼	-8.4%	-22	
Juvenile	Custody Visitation	CV	138	▲	+3.0%	+4	
	Misdemeanor	DM	61	▲	+79.4%	+27	
	Traffic	T	24	▼	-44.2%	-19	
	Felony	DF	23	▲	+666.7%	+20	
	Permanency Planning	PH	15	▼	-6.3%	-1	
	Foster Care Review	FC	13	▲	+44.4%	+4	
	Initial Foster Care	IF	8	▼	-11.1%	-1	
	Abuse and Neglect	AN	6	▼	-33.3%	-3	
	Remand Custody	RC	6	▼	-50.0%	-6	
	Remand Visitation	RV	6	▼	-50.0%	-6	
	Terminate Parental Rights	TP	6	↔		-	
	Capias	CA	3	▲	+200.0%	+2	
	Child In Need of Services	CS	3	▼	-62.5%	-5	
	Truancy	TR	3	▼	-86.4%	-19	
	Non-Family Abuse Protective Order	AP	2	▲	+100.0%	+1	
	Status	ST	2	▼	-60.0%	-3	
	Voluntary Continuing Services and Support Agreen	VA	2	↔		-	
	Paternity	PT	1	▼	-50.0%	-1	
	Emergency Custody Order	EC	0	▼	-100.0%	-1	
	Relief of Custody	CR	0	▼	-100.0%	-4	
	Show Cause	SC	0	▼	-100.0%	-2	
	Temporary Detention Order	TD	0	▼	-100.0%	-1	
		Total		322	▼	-4.2%	-14
	GRAND TOTAL			561	▼	-6.0%	-36

Dispositions by Major Case Category**

Category	Summary	Change	% Change	Absolute Change
Adult Criminal	128	▼	-21.0%	-34
Child Dependency	50	▼	-9.1%	-5
Child in Need of Services/Supervision	6	▼	-80.0%	-24
Custody and Visitation	140	▲	+2.9%	+4
Delinquency	86	▲	+115.0%	+46
Juvenile Miscellaneous	2	▼	-60.0%	-3
Other	62	▼	-7.5%	-5
Protective Orders	19	▲	-40.6%	-13
Support	44	▲	+63.0%	+17
Traffic	24	▼	-44.2%	-19

* Compared to same time period as previous year
 6/13/2024 1:46:41PM

** Case Type Categories are defined in the 2017 Virginia Judicial Workload Assessment
 Source: SCV-SQL-Information

GRAND TOTAL

561



-6.0%

-36

2024 Overall GRAND TOTAL		Distribution of Caseload			Change*		Percentage (%) of Caseload		
1,550	-131 -7.8%	Adult	795	51%	-4.3% ▼	-36	Adult	49.4%	51.3%
2024		Juvenile	755	49%	-11.2% ▼	-95	Juvenile	50.6%	48.7%
2023		GRAND TOTAL	1,550	100%	-7.8% ▼	-131	GRAND TOTAL	100%	100%

Dispositions by Division & Code

Division	Case Type Description	Code	Summary	Change	% Change	Absolute Change
Adult	Misdemeanor	CM	225	▼	-17.3%	-47
	Other	OT	181	▲	-1.1%	-2
	Show Cause	SC	102	▼	-16.4%	-20
	Civil Support	VS	94	▼	-4.1%	-4
	Family Abuse - Protective Order	FP	89	▲	+117.1%	+48
	Felony	CF	42	▼	-12.5%	-6
	Capias	CA	38	▼	-15.6%	-7
	Motion - Protective Order	MP	11	↔		-
	Non-Family Abuse Protective Order	AP	11	▲	+22.2%	+2
	Remand Support	RS	1	▼	-50.0%	-1
	Restricted License for Non-Support	SL	1	▲	-	+1
		Total		795	▼	-4.3%
Juvenile	Custody Visitation	CV	506	▲	+2.4%	+12
	Misdemeanor	DM	54	▼	-40.7%	-37
	Permanency Planning	PH	28	▲	+3.7%	+1
	Foster Care Review	FC	27	▲	+22.7%	+5
	Truancy	TR	25	▼	-21.9%	-7
	Child at Risk	RI	20	▼	-13.0%	-3
	Abuse and Neglect	AN	18	▼	-41.9%	-13
	Initial Foster Care	IF	15	▼	-25.0%	-5
	Terminate Parental Rights	TP	11	▼	-38.9%	-7
	Traffic	T	10	▼	-37.5%	-6
	Status	ST	9	▼	-74.3%	-26
	Felony	DF	8	▼	-50.0%	-8
	Non-Family Abuse Protective Order	AP	7	▲	+40.0%	+2
	Relief of Custody	CR	4	▲	+33.3%	+1
	Show Cause	SC	3	▲	+50.0%	+1
	Capias	CA	2	▲	+100.0%	+1
	Child In Need of Services	CS	2	▲	-	+2
	Entrustment	ET	2	▼	-77.8%	-7
	Voluntary Continuing Services and Support Agree	VA	2	▼	-33.3%	-1
	Other	OT	1	▲	-	+1
	Remand Visitation	RV	1	▲	-	+1
	Civil Violation	CI	0	▼	-100.0%	-1
	Emancipation	EP	0	▼	-100.0%	-1
	Total		755	▼	-11.2%	-95
GRAND TOTAL			1,550	▼	-7.8%	-131

Dispositions by Major Case Category**

Category	Summary	Change	% Change	Absolute Change
Adult Criminal	374	▼	-16.9%	-76
Child Dependency	127	▼	-18.6%	-29
Child in Need of Services/Supervision	27	▲	-15.6%	-5
Custody and Visitation	506	▲	+2.4%	+12
Delinquency	67	▲	-39.1%	-43
Juvenile Miscellaneous	9	▼	-75.0%	-27
New to Workload Study	0	▼	-100.0%	-1
Other	184	▲	-0.5%	-1

* Compared to same time period as previous year
 6/13/2024 1:46:41PM

** Case Type Categories are defined in the 2017 Virginia Judicial Workload Assessment
 Source: SCV-SQL-Information

CPSS - JCMS CASELOAD STATISTICS OF THE JUVENILE & DOMESTIC RELATIONS DISTRICT COURTS
 January 2024 thru May 2024 Dispositions (Compared to January 2023 thru May 2023)

Protective Orders	118	▲	+78.8%	+52
Support	128	▲	-5.2%	-7
Traffic	10	▼	-37.5%	-6
GRAND TOTAL	1,550	▼	-7.8%	-131

2024 Overall GRAND TOTAL		Distribution of Caseload		Change*		Percentage (%) of Caseload			
8,420	+1,060 14.4%	Adult	4,494	53%	11.5% ▲	+462	Adult	54.8%	53.4%
2024		Juvenile	3,926	47%	18.0% ▲	+598	Juvenile	45.2%	46.6%
2023		GRAND TOTAL	8,420	100%	14.4% ▲	+1,060	GRAND TOTAL	100%	100%

Dispositions by Division & Code

Division	Case Type Description	Code	Summary	Change	% Change	Absolute Change
Adult	Misdemeanor	CM	1,191	▲	+10.9%	+117
	Other	OT	766	▼	-4.8%	-39
	Civil Support	VS	681	▲	+17.0%	+99
	Show Cause	SC	575	▲	-1.4%	-8
	Felony	CF	463	▲	+53.3%	+161
	Capias	CA	400	▲	+24.6%	+79
	Family Abuse - Protective Order	FP	310	▲	+11.5%	+32
	Non-Family Abuse Protective Order	AP	32	▲	+220.0%	+22
	Remand Support	RS	29	▲	+31.8%	+7
	Motion - Protective Order	MP	18	▼	-30.8%	-8
	Violation of Protective Order	PV	13	▼	-38.1%	-8
	Protective Order	PC	12	▲	+300.0%	+9
	Restricted License for Non-Support	SL	3	▲	+200.0%	+2
	Criminal Support	CS	1	↔		-
	Bond Forfeiture	BF	0	▼	-100.0%	-2
Violation Family Abuse Protective Order	PS	0	▼	-100.0%	-1	
Total			4,494	▲	11.5%	+462
Juvenile	Custody Visitation	CV	1,940	▲	+5.6%	+103
	Misdemeanor	DM	706	▲	+41.5%	+207
	Traffic	T	431	▲	+26.4%	+90
	Felony	DF	245	▲	+28.9%	+55
	Truancy	TR	77	▲	+120.0%	+42
	Motion - Protective Order	MP	72	▲	+12.5%	+8
	Abuse and Neglect	AN	68	▲	+51.1%	+23
	Status	ST	57	▲	+67.6%	+23
	Remand Custody	RC	49	▲	+44.1%	+15
	Remand Visitation	RV	49	▲	+44.1%	+15
	Non-Family Abuse Protective Order	AP	45	▲	+309.1%	+34
	Permanency Planning	PH	36	▼	-12.2%	-5
	Paternity	PT	30	▼	-18.9%	-7
	Foster Care Review	FC	28	▲	+12.0%	+3
	Child In Need of Services	CS	27	▲	+28.6%	+6
	Initial Foster Care	IF	19	▲	+11.8%	+2
	Terminate Parental Rights	TP	18	▼	-51.4%	-19
	Voluntary Continuing Services and Support Agree	VA	5	▲	+25.0%	+1
	Other	OT	4	▲	+100.0%	+2
	Show Cause	SC	4	▲	-	+4
	Family Abuse - Protective Order	FP	3	▲	+50.0%	+1
	Mental Commitment	MC	3	▼	-50.0%	-3
	Temporary Detention Order	TD	3	▼	-50.0%	-3
	Relief of Custody	CR	2	▲	-	+2
	Violation Family Abuse Protective Order	PS	2	▲	-	+2
	Capias	CA	1	▲	-	+1
	Civil Violation	CI	1	↔		-
	Juvenile Support	JS	1	▲	-	+1
	Child at Risk	RI	0	▼	-100.0%	-2
	Emancipation	EP	0	▼	-100.0%	-1
	Qualified Residential Treatment	QR	0	▼	-100.0%	-2
	Total			3,926	▲	18.0%
GRAND TOTAL			8,420	▲	14.4%	+1,060

* Compared to same time period as previous year
 6/13/2024 1:46:41PM

** Case Type Categories are defined in the 2017 Virginia Judicial Workload Assessment
 Source: SCV-SQL-Information

Dispositions by Major Case Category**

Category	Summary	Change	% Change	Absolute Change
Adult Criminal	2,440	▲	+14.2%	+304
Child Dependency	176	▲	+1.7%	+3
Child in Need of Services/Supervision	108	▲	+92.9%	+52
Custody and Visitation	1,970	▼	+5.1%	+96
Delinquency	954	▲	+38.5%	+265
Juvenile Miscellaneous	57	▼	+62.9%	+22
New to Workload Study	1	↔		0
Other	903	▲	-0.7%	-6
Protective Orders	480	▲	+22.8%	+89
Support	900	▲	+19.2%	+145
Traffic	431	▲	+26.4%	+90
GRAND TOTAL	8,420	▲	14.4%	+1,060

* Compared to same time period as previous year
 6/13/2024 1:46:41PM

** Case Type Categories are defined in the 2017 Virginia Judicial Workload Assessment
 Source: SCV-SQL-Information

2024 Overall GRAND TOTAL		Distribution of Caseload		Change*		Percentage (%) of Caseload			
658 -39 -5.6% 		Adult	321	49%	-10.3% ▼	-37	Adult	51.4%	48.8%
		Juvenile	337	51%	-0.6% ▼	-2	Juvenile	48.6%	51.2%
		GRAND TOTAL	658	100%	-5.6% ▼	-39	GRAND TOTAL	100%	100%

Dispositions by Division & Code

Division	Case Type Description	Code	Summary	Change	% Change	Absolute Change
Adult	Misdemeanor	CM	100	▲	+1.0%	+1
	Show Cause	SC	60	▼	-11.8%	-8
	Other	OT	50	▼	-26.5%	-18
	Civil Support	VS	44	▼	-22.8%	-13
	Family Abuse - Protective Order	FP	26	▼	-3.7%	-1
	Felony	CF	20	▲	+53.8%	+7
	Capias	CA	16	▼	-15.8%	-3
	Non-Family Abuse Protective Order	AP	3	▼	-40.0%	-2
	Remand Support	RS	2	▲	-	+2
	Motion - Protective Order	MP	0	▼	-100.0%	-2
	Total		321	▼	-10.3%	-37
Juvenile	Custody Visitation	CV	206	▲	+0.5%	+1
	Misdemeanor	DM	28	▼	-6.7%	-2
	Traffic	T	28	▲	+55.6%	+10
	Abuse and Neglect	AN	11	▼	-26.7%	-4
	Foster Care Review	FC	7	▲	-	+7
	Other	OT	7	▲	+600.0%	+6
	Permanency Planning	PH	7	▲	+250.0%	+5
	Remand Visitation	RV	6	▲	+100.0%	+3
	Truancy	TR	6	▲	-	+6
	Paternity	PT	5	▲	+25.0%	+1
	Remand Custody	RC	5	▲	+66.7%	+2
	Felony	DF	4	↔	-	-
	Initial Foster Care	IF	4	▼	-20.0%	-1
	Status	ST	4	▼	-81.0%	-17
	Emergency Custody Order	EC	2	▲	-	+2
	Family Abuse - Protective Order	FP	2	▲	-	+2
	Temporary Detention Order	TD	2	▼	-50.0%	-2
	Terminate Parental Rights	TP	2	▼	-33.3%	-1
	Non-Family Abuse Protective Order	AP	1	▼	-66.7%	-2
	Child In Need of Services	CS	0	▼	-100.0%	-1
	Emancipation	EP	0	▼	-100.0%	-1
	Relief of Custody	CR	0	▼	-100.0%	-3
	Show Cause	SC	0	▼	-100.0%	-3
	Special Immigrant Juvenile Status	SI	0	▼	-100.0%	-9
	Voluntary Continuing Services and Support Agreem	VA	0	▼	-100.0%	-1
		Total		337	▼	-0.6%
GRAND TOTAL			658	▼	-5.6%	-39

Dispositions by Major Case Category**

Category	Summary	Change	% Change	Absolute Change
Adult Criminal	174	▲	-1.1%	-2
Child Dependency	31	▲	+6.9%	+2
Child in Need of Services/Supervision	6	▲	+500.0%	+5
Custody and Visitation	211	▲	+1.0%	+2
Delinquency	32	▼	-13.5%	-5
Juvenile Miscellaneous	4	▼	-81.8%	-18
New to Workload Study	0	▼	-100.0%	-9

* Compared to same time period as previous year
 6/13/2024 1:46:41PM

** Case Type Categories are defined in the 2017 Virginia Judicial Workload Assessment
 Source: SCV-SQL-Information

CPSS - JCMS CASELOAD STATISTICS OF THE JUVENILE & DOMESTIC RELATIONS DISTRICT COURTS
 January 2024 thru May 2024 Dispositions (Compared to January 2023 thru May 2023)

Other	74	▲	-6.3%	-5
Protective Orders	32	▲	-13.5%	-5
Support	66	▼	-17.5%	-14
Traffic	28	▲	+55.6%	+10
GRAND TOTAL	658	▼	-5.6%	-39

2024 Overall GRAND TOTAL		Distribution of Caseload		Change*		Percentage (%) of Caseload		
306	+88 40.4%	Adult	156 51%	71.4% ▲	+65	Adult	41.7%	51.0%
2024		Juvenile	150 49%	18.1% ▲	+23	Juvenile	58.3%	49.0%
2023		GRAND TOTAL	306 100%	40.4% ▲	+88	GRAND TOTAL	100%	100%

Dispositions by Division & Code

Division	Case Type Description	Code	Summary	Change	% Change	Absolute Change
Adult	Misdemeanor	CM	43	▲	+95.5%	+21
	Other	OT	36	▲	+56.5%	+13
	Felony	CF	19	▲	+375.0%	+15
	Show Cause	SC	19	▲	+111.1%	+10
	Civil Support	VS	14	▼	-33.3%	-7
	Family Abuse - Protective Order	FP	14	▲	+133.3%	+8
	Capias	CA	7	▲	+250.0%	+5
	Motion - Protective Order	MP	2	▲	-	+2
	Non-Family Abuse Protective Order	AP	2	↔	-	-
	Remand Support	RS	0	▼	-100.0%	-2
	Total		156	▲	71.4%	+65
Juvenile	Custody Visitation	CV	54	▲	+68.8%	+22
	Misdemeanor	DM	45	▲	+66.7%	+18
	Traffic	T	17	▲	+6.3%	+1
	Felony	DF	14	▲	+27.3%	+3
	Abuse and Neglect	AN	13	▲	-	+13
	Paternity	PT	2	▼	-60.0%	-3
	Truancy	TR	2	▼	-60.0%	-3
	Mental Commitment	MC	1	▲	-	+1
	Status	ST	1	▼	-87.5%	-7
	Temporary Detention Order	TD	1	↔	-	-
	Child In Need of Services	CS	0	▼	-100.0%	-1
	Family Abuse - Protective Order	FP	0	▼	-100.0%	-2
	Foster Care Review	FC	0	▼	-100.0%	-5
	Initial Foster Care	IF	0	▼	-100.0%	-2
	Other	OT	0	▼	-100.0%	-1
	Remand Custody	RC	0	▼	-100.0%	-5
	Remand Visitation	RV	0	▼	-100.0%	-5
Terminate Parental Rights	TP	0	▼	-100.0%	-1	
	Total		150	▲	18.1%	+23
GRAND TOTAL			306	▲	40.4%	+88

Dispositions by Major Case Category**

Category	Summary	Change	% Change	Absolute Change
Adult Criminal	81	▲	+138.2%	+47
Child Dependency	13	▲	+62.5%	+5
Child in Need of Services/Supervision	2	▼	-66.7%	-4
Custody and Visitation	56	▲	+51.4%	+19
Delinquency	59	▲	+55.3%	+21
Juvenile Miscellaneous	1	▼	-87.5%	-7
Other	38	▲	+2.7%	+1
Protective Orders	18	▲	+80.0%	+8
Support	21	▲	-12.5%	-3
Traffic	17	▲	+6.3%	+1
GRAND TOTAL	306	▲	40.4%	+88

* Compared to same time period as previous year
 6/13/2024 1:46:41PM

** Case Type Categories are defined in the 2017 Virginia Judicial Workload Assessment
 Source: SCV-SQL-Information