




2024 Overall GRAND TOTAL		Distribution of Caseload			Change*		Percentage (%) of Caseload		
396,918	-4,151 -1.0%	Adult	204,823	52%	1.2% ▲	+2,351	Adult	50.5%	51.6%
2024 		Juvenile	192,095	48%	-3.3% ▼	-6,502	Juvenile	49.5%	48.4%
2023 		GRAND TOTAL	396,918	100%	-1.0% ▼	-4,151	GRAND TOTAL	100%	100%

Filings by Division & Code

Division	Case Type Description	Code	Summary	Change	% Change	Absolute Change
Adult	Misdemeanor	CM	46,037	▲	+0.4%	+199
	Show Cause	SC	36,911	▲	+15.0%	+4,826
	Civil Support	VS	36,835	▼	-0.4%	-145
	Other	OT	35,320	▼	-4.4%	-1,614
	Family Abuse - Protective Order	FP	15,562	▼	-1.0%	-151
	Felony	CF	15,057	▲	+4.4%	+633
	Capias	CA	11,267	▼	-4.9%	-576
	Remand Support	RS	2,976	▼	-17.4%	-629
	Motion - Protective Order	MP	2,105	▼	-2.5%	-54
	Non-Family Abuse Protective Order	AP	1,272	▼	-10.0%	-141
	Violation of Protective Order	PV	977	▲	+0.3%	+3
	Protective Order	PC	172	▼	-3.4%	-6
	Restricted License for Non-Support	SL	161	▲	+10.3%	+15
	Violation Family Abuse Protective Order	PS	73	▲	+58.7%	+27
	Bond Forfeiture	BF	65	▼	-30.9%	-29
	Criminal Support	CS	14	▼	-51.7%	-15
	Emergency Custody Order	EC	9	▲	+800.0%	+8
	Return of Desposit (Bondsman)	RD	7	▲	+133.3%	+4
	Emergency Substantial Risk Order	SR	2	▼	-50.0%	-2
	Mental Commitment	MC	1	↔		-
Temporary Detention Order	TD	0	▼	-100.0%	-2	
	Total		204,823	▲	1.2%	+2,351
Juvenile	Custody Visitation	CV	105,637	▼	-4.9%	-5,474
	Misdemeanor	DM	20,627	▲	+4.9%	+957
	Traffic	T	9,847	▼	-4.2%	-431
	Felony	DF	7,275	▼	-3.8%	-288
	Abuse and Neglect	AN	4,822	▼	-2.0%	-96
	Status	ST	4,798	▼	-11.9%	-649
	Remand Custody	RC	4,250	▼	-17.2%	-883
	Permanency Planning	PH	3,914	▲	+4.0%	+152
	Remand Visitation	RV	3,839	▼	-17.0%	-786
	Foster Care Review	FC	3,596	▲	+3.6%	+125
	Paternity	PT	3,278	▼	-3.7%	-127
	Truancy	TR	2,391	▲	+0.5%	+12
	Initial Foster Care	IF	2,121	▲	+11.9%	+226
	Motion - Protective Order	MP	1,836	▲	+10.8%	+179
	Terminate Parental Rights	TP	1,784	▲	+5.5%	+93
	Show Cause	SC	1,557	▲	+7.2%	+104
	Non-Family Abuse Protective Order	AP	1,503	▲	+5.4%	+77
	Special Immigrant Juvenile Status	SI	1,465	▲	+54.4%	+516
	Temporary Detention Order	TD	1,350	▼	-12.3%	-189
	Child In Need of Services	CS	1,288	▲	+4.0%	+49
	Mental Commitment	MC	817	▼	-7.7%	-68
	Civil Violation	CI	800	▼	-4.6%	-39
	Voluntary Continuing Services and Support Agreem	VA	596	▲	+19.0%	+95
	Other	OT	573	▲	+10.6%	+55
	Emergency Custody Order	EC	569	▼	-15.7%	-106
	Entrustment	ET	383	▲	+35.8%	+101
	Relief of Custody	CR	348	▲	+3.6%	+12
	Capias	CA	312	▼	-6.3%	-21
	Child at Risk	RI	238	▲	+5.3%	+12

* Compared to same time period as previous year ** Case Type Categories are defined in the 2017 Virginia Judicial Workload Assessment

The data reported reflect the case management system. The case types reported may not necessitate judicial involvement.

			Summary	Change	% Change	Absolute Change
Juvenile	Family Abuse - Protective Order	FP	182	▲	+30.0%	+42
	Emancipation	EP	43	▼	-20.4%	-11
	Juvenile Support	JS	15	▲	+25.0%	+3
	Restoration of Parental Rights	RR	13	▲	+225.0%	+9
	Violation Family Abuse Protective Order	PS	13	▲	+333.3%	+10
	Protective Order	PC	7	▼	-58.8%	-10
	Restricted Operators License	RL	3	▼	-40.0%	-2
	Violation of Protective Order	PV	3	▼	-40.0%	-2
	Qualified Residential Treatment	QR	2	▼	-98.7%	-149
	Total		192,095	▼	-3.3%	-6,502
GRAND TOTAL			396,918	▼	-1.0%	-4,151

Filings by Major Case Category**

Category			Summary	Change	% Change	Absolute Change
Adult Criminal			94,890	▲	+1.1%	+1,074
Child Dependency			17,804	▼	+3.3%	+571
Child in Need of Services/Supervision			3,853	▲	+2.4%	+89
Custody and Visitation			108,928	▼	-4.9%	-5,608
Delinquency			29,607	▲	+2.5%	+729
Juvenile Miscellaneous			4,854	▲	-11.8%	-652
New to Workload Study			2,267	▼	+26.5%	+475
Other			49,711	▲	-7.8%	-4,209
Protective Orders			22,460	▲	-0.2%	-48
Support			52,694	▲	+7.9%	+3,861
Traffic			9,850	▼	-4.2%	-433
GRAND TOTAL			396,918	▼	-1.0%	-4,151

* Compared to same time period as previous year

** Case Type Categories are defined in the 2017 Virginia Judicial Workload Assessment

The data reported reflect the case management system. The case types reported may not necessitate judicial involvement.

2024 Overall GRAND TOTAL		Distribution of Caseload			Change*		Percentage (%) of Caseload		
13,884	-345 -2.4%	Adult	7,617	55%	0.8% ▲	+57	Adult	2023 53.1%	2024 54.9%
2024		Juvenile	6,267	45%	-6.0% ▼	-402	Juvenile	46.9%	45.1%
2023		GRAND TOTAL	13,884	100%	-2.4% ▼	-345	GRAND TOTAL	100%	100%

Filings by Division & Code

Division	Case Type Description	Code	Summary	Change	% Change	Absolute Change	
Adult	Misdemeanor	CM	1,775	▲	+6.0%	+101	
	Show Cause	SC	1,417	▼	+1.0%	+14	
	Civil Support	VS	1,351	▼	-7.9%	-116	
	Other	OT	1,132	▼	+9.4%	+97	
	Remand Support	RS	482	▲	+23.0%	+90	
	Family Abuse - Protective Order	FP	449	▼	-10.4%	-52	
	Felony	CF	392	▼	-24.8%	-129	
	Capias	CA	355	▲	-1.7%	-6	
	Non-Family Abuse Protective Order	AP	155	▲	+36.0%	+41	
	Motion - Protective Order	MP	66	▼	-2.9%	-2	
	Violation Family Abuse Protective Order	PS	23	▲	-	+23	
	Violation of Protective Order	PV	16	▼	-30.4%	-7	
	Restricted License for Non-Support	SL	4	▲	-	+4	
	Protective Order	PC	0	▼	-100.0%	-1	
	Total		7,617	▲	0.8%	+57	
Juvenile	Custody Visitation	CV	4,305	▼	-8.2%	-386	
	Remand Custody	RC	395	▲	+7.0%	+26	
	Misdemeanor	DM	350	▼	-0.3%	-1	
	Remand Visitation	RV	241	▲	+11.6%	+25	
	Felony	DF	224	▼	-20.8%	-59	
	Traffic	T	123	▲	+30.9%	+29	
	Truancy	TR	109	▲	+11.2%	+11	
	Non-Family Abuse Protective Order	AP	96	▲	+5.5%	+5	
	Paternity	PT	82	▼	-29.9%	-35	
	Other	OT	42	▲	+13.5%	+5	
	Permanency Planning	PH	35	▼	-27.1%	-13	
	Abuse and Neglect	AN	32	▲	+28.0%	+7	
	Show Cause	SC	29	▼	-23.7%	-9	
	Foster Care Review	FC	28	▼	-20.0%	-7	
	Mental Commitment	MC	27	▲	+125.0%	+15	
	Temporary Detention Order	TD	23	▲	+27.8%	+5	
	Motion - Protective Order	MP	19	▲	+5.6%	+1	
	Status	ST	17	▲	+41.7%	+5	
	Emergency Custody Order	EC	16	▼	-40.7%	-11	
	Child In Need of Services	CS	14	▼	-12.5%	-2	
	Relief of Custody	CR	14	▲	+250.0%	+10	
	Special Immigrant Juvenile Status	SI	14	▲	+55.6%	+5	
	Initial Foster Care	IF	12	▼	-45.5%	-10	
	Terminate Parental Rights	TP	6	▼	-72.7%	-16	
	Voluntary Continuing Services and Support Agree	VA	5	▲	+25.0%	+1	
	Civil Violation	CI	3	▼	-50.0%	-3	
	Entrustment	ET	3	▲	-	+3	
	Violation Family Abuse Protective Order	PS	2	▲	-	+2	
	Juvenile Support	JS	1	▲	-	+1	
	Capias	CA	0	▼	-100.0%	-1	
	Family Abuse - Protective Order	FP	0	▼	-100.0%	-5	
		Total		6,267	▼	-6.0%	-402
		GRAND TOTAL		13,884	▼	-2.4%	-345

* Compared to same time period as previous year

** Case Type Categories are defined in the 2017 Virginia Judicial Workload Assessment

The data reported reflect the case management system. The case types reported may not necessitate judicial involvement.

Filings by Major Case Category**

Category	Summary	Change	% Change	Absolute Change
Adult Criminal	3,578	▲	+0.6%	+22
Child Dependency	135	▲	-15.6%	-25
Child in Need of Services/Supervision	125	▼	+5.9%	+7
Custody and Visitation	4,387	▼	-8.8%	-422
Delinquency	603	▲	-9.7%	-65
Juvenile Miscellaneous	17	▲	+41.7%	+5
New to Workload Study	17	▲	+13.3%	+2
Other	2,358	▲	+12.0%	+252
Protective Orders	785	▼	-1.5%	-12
Support	1,756	▲	-7.3%	-138
Traffic	123	▲	+30.9%	+29
GRAND TOTAL	13,884	▼	-2.4%	-345

* Compared to same time period as previous year

** Case Type Categories are defined in the 2017 Virginia Judicial Workload Assessment

The data reported reflect the case management system. The case types reported may not necessitate judicial involvement.

2024 Overall GRAND TOTAL		Distribution of Caseload			Change*		Percentage (%) of Caseload		
23,384	-2,720 -10.4%	Adult	11,823	51%	-7.7% ▼	-984	Adult	49.1%	50.6%
		Juvenile	11,561	49%	-13.1% ▼	-1,736	Juvenile	50.9%	49.4%
		GRAND TOTAL	23,384	100%	-10.4% ▼	-2,720	GRAND TOTAL	100%	100%

Filings by Division & Code

Division	Case Type Description	Code	Summary	Change	% Change	Absolute Change
Adult	Misdemeanor	CM	2,391	▼	-4.2%	-104
	Civil Support	VS	2,333	▼	-13.2%	-355
	Show Cause	SC	2,173	▲	+12.7%	+245
	Other	OT	2,003	▼	-13.7%	-317
	Family Abuse - Protective Order	FP	825	▼	-4.4%	-38
	Remand Support	RS	749	▼	-37.3%	-446
	Felony	CF	568	▲	+15.9%	+78
	Capias	CA	540	▲	-12.8%	-79
	Motion - Protective Order	MP	126	▲	+15.6%	+17
	Non-Family Abuse Protective Order	AP	55	▼	-9.8%	-6
	Violation of Protective Order	PV	40	▲	+110.5%	+21
	Bond Forfeiture	BF	10	▼	-9.1%	-1
	Restricted License for Non-Support	SL	6	▲	+100.0%	+3
	Return of Desposit (Bondsman)	RD	3	▲	-	+3
	Mental Commitment	MC	1	↔	-	-
	Criminal Support	CS	0	▼	-100.0%	-1
Protective Order	PC	0	▼	-100.0%	-3	
Violation Family Abuse Protective Order	PS	0	▼	-100.0%	-1	
	Total		11,823	▼	-7.7%	-984
Juvenile	Custody Visitation	CV	6,021	▼	-9.6%	-641
	Remand Visitation	RV	1,096	▼	-32.6%	-529
	Remand Custody	RC	1,095	▼	-31.8%	-510
	Misdemeanor	DM	881	▼	-4.6%	-42
	Traffic	T	469	▼	-6.9%	-35
	Felony	DF	328	▼	-24.8%	-108
	Motion - Protective Order	MP	312	▼	-1.9%	-6
	Abuse and Neglect	AN	303	▲	+21.2%	+53
	Paternity	PT	160	▲	+35.6%	+42
	Permanency Planning	PH	142	▲	+8.4%	+11
	Foster Care Review	FC	119	▼	-1.7%	-2
	Non-Family Abuse Protective Order	AP	99	▲	+13.8%	+12
	Show Cause	SC	99	▲	+47.8%	+32
	Status	ST	93	▲	+2.2%	+2
	Initial Foster Care	IF	71	▼	-1.4%	-1
	Terminate Parental Rights	TP	54	▼	-44.9%	-44
	Truancy	TR	51	▲	+112.5%	+27
	Child In Need of Services	CS	33	▲	+106.3%	+17
	Civil Violation	CI	29	↔	-	-
	Other	OT	22	▼	-26.7%	-8
	Special Immigrant Juvenile Status	SI	18	▲	+350.0%	+14
	Relief of Custody	CR	13	↔	-	-
	Family Abuse - Protective Order	FP	11	▲	+37.5%	+3
	Capias	CA	9	▼	-10.0%	-1
	Voluntary Continuing Services and Support Agreem	VA	9	▼	-55.0%	-11
	Entrustment	ET	8	▼	-11.1%	-1
	Mental Commitment	MC	7	▼	-41.7%	-5
	Emancipation	EP	5	↔	-	-
	Temporary Detention Order	TD	2	▼	-66.7%	-4
	Juvenile Support	JS	1	▲	-	+1
	Violation Family Abuse Protective Order	PS	1	↔	-	-
	Qualified Residential Treatment	QR	0	▼	-100.0%	-1

* Compared to same time period as previous year ** Case Type Categories are defined in the 2017 Virginia Judicial Workload Assessment

The data reported reflect the case management system. The case types reported may not necessitate judicial involvement.

		Summary	Change	% Change	Absolute Change	
Juvenile	Violation of Protective Order	PV	0	▼	-100.0%	-1
	Total		11,561	▼	-13.1%	-1,736
GRAND TOTAL			23,384	▼	-10.4%	-2,720

Filings by Major Case Category**

Category	Summary	Change	% Change	Absolute Change
Adult Criminal	5,130	▼	+0.4%	+18
Child Dependency	719	▼	+0.6%	+4
Child in Need of Services/Supervision	107	▲	+87.7%	+50
Custody and Visitation	6,181	▲	-8.8%	-599
Delinquency	1,295	▼	-8.9%	-126
Juvenile Miscellaneous	98	▲	+2.1%	+2
New to Workload Study	47	▲	+42.4%	+14
Other	4,978	▲	-26.7%	-1,816
Protective Orders	1,428	▲	-1.2%	-18
Support	2,932	▲	-6.8%	-214
Traffic	469	▼	-6.9%	-35
GRAND TOTAL	23,384	▼	-10.4%	-2,720

* Compared to same time period as previous year

** Case Type Categories are defined in the 2017 Virginia Judicial Workload Assessment

The data reported reflect the case management system. The case types reported may not necessitate judicial involvement.

2024 Overall GRAND TOTAL		Distribution of Caseload			Change*		Percentage (%) of Caseload		
8,460	-75 -0.9%	Adult	5,234	62%	0.2% ▲	+11	Adult	2023 61.2%	2024 61.9%
2024		Juvenile	3,226	38%	-2.6% ▼	-86	Juvenile	38.8%	38.1%
2023		GRAND TOTAL	8,460	100%	-0.9% ▼	-75	GRAND TOTAL	100%	100%

Filings by Division & Code

Division	Case Type Description	Code	Summary	Change	% Change	Absolute Change
Adult	Show Cause	SC	1,170	▲	+29.1%	+264
	Misdemeanor	CM	1,123	▼	-5.7%	-68
	Other	OT	954	▲	-3.9%	-39
	Civil Support	VS	898	▼	-6.2%	-59
	Family Abuse - Protective Order	FP	351	▲	+28.6%	+78
	Capias	CA	304	▲	+5.9%	+17
	Felony	CF	245	▼	-36.2%	-139
	Non-Family Abuse Protective Order	AP	69	▼	-22.5%	-20
	Remand Support	RS	61	▼	-15.3%	-11
	Motion - Protective Order	MP	46	▼	-23.3%	-14
	Restricted License for Non-Support	SL	6	▲	+20.0%	+1
	Violation of Protective Order	PV	5	▲	+25.0%	+1
	Bond Forfeiture	BF	1	▲	-	+1
	Return of Desposit (Bondsman)	RD	1	▲	-	+1
	Protective Order	PC	0	▼	-100.0%	-2
	Total		5,234	▲	0.2%	+11
Juvenile	Custody Visitation	CV	2,323	▼	-3.7%	-89
	Misdemeanor	DM	257	▲	+20.7%	+44
	Paternity	PT	100	▲	+2.0%	+2
	Felony	DF	95	▼	-41.0%	-66
	Remand Custody	RC	84	▼	-20.0%	-21
	Remand Visitation	RV	84	▼	-20.0%	-21
	Non-Family Abuse Protective Order	AP	44	▲	+4.8%	+2
	Status	ST	43	▲	+16.2%	+6
	Traffic	T	33	▼	-10.8%	-4
	Terminate Parental Rights	TP	22	▲	+1,000.0%	+20
	Permanency Planning	PH	20	▲	+5.3%	+1
	Emergency Custody Order	EC	19	▲	+72.7%	+8
	Show Cause	SC	19	▲	+90.0%	+9
	Family Abuse - Protective Order	FP	15	▲	+275.0%	+11
	Abuse and Neglect	AN	14	▲	+600.0%	+12
	Child In Need of Services	CS	12	▲	+140.0%	+7
	Foster Care Review	FC	10	▼	-23.1%	-3
	Initial Foster Care	IF	10	▲	+66.7%	+4
	Temporary Detention Order	TD	7	▲	+16.7%	+1
	Mental Commitment	MC	4	▼	-42.9%	-3
	Voluntary Continuing Services and Support Agree	VA	3	▼	-25.0%	-1
	Civil Violation	CI	2	↔	-	-
	Motion - Protective Order	MP	2	↔	-	-
	Other	OT	2	▼	-60.0%	-3
	Relief of Custody	CR	1	▼	-50.0%	-1
	Truancy	TR	1	↔	-	-
	Juvenile Support	JS	0	▼	-100.0%	-1
		Total		3,226	▼	-2.6%
GRAND TOTAL			8,460	▼	-0.9%	-75

* Compared to same time period as previous year

** Case Type Categories are defined in the 2017 Virginia Judicial Workload Assessment

The data reported reflect the case management system. The case types reported may not necessitate judicial involvement.

Filings by Major Case Category**

Category	Summary	Change	% Change	Absolute Change
Adult Criminal	2,439	▲	-3.2%	-81
Child Dependency	80	▲	+66.7%	+32
Child in Need of Services/Supervision	13	▲	+85.7%	+6
Custody and Visitation	2,423	▼	-3.5%	-87
Delinquency	371	▲	-3.1%	-12
Juvenile Miscellaneous	43	▲	+16.2%	+6
New to Workload Study	2	↔		0
Other	1,216	▲	-6.7%	-88
Protective Orders	527	▲	+12.1%	+57
Support	1,313	▼	+7.9%	+96
Traffic	33	▼	-10.8%	-4
GRAND TOTAL	8,460	▼	-0.9%	-75

* Compared to same time period as previous year

** Case Type Categories are defined in the 2017 Virginia Judicial Workload Assessment

The data reported reflect the case management system. The case types reported may not necessitate judicial involvement.

2024 Overall GRAND TOTAL		Distribution of Caseload			Change*		Percentage (%) of Caseload		
15,893 +1,247 8.5% 	Adult	9,296	58%	10.1% ▲	+856	Adult	2023: 57.6%	2024: 58.5%	
	Juvenile	6,597	42%	6.3% ▲	+391	Juvenile	2023: 42.4%	2024: 41.5%	
GRAND TOTAL		15,893	100%	8.5% ▲	+1,247	GRAND TOTAL	100%	100%	

Filings by Division & Code

Division	Case Type Description	Code	Summary	Change	% Change	Absolute Change	
Adult	Misdemeanor	CM	2,395	▲	+10.4%	+225	
	Other	OT	2,063	▲	+12.8%	+234	
	Civil Support	VS	1,653	▲	+6.0%	+93	
	Show Cause	SC	1,331	▲	+25.3%	+269	
	Family Abuse - Protective Order	FP	656	▲	+7.4%	+45	
	Capias	CA	537	▲	+9.1%	+45	
	Felony	CF	465	▼	-8.8%	-45	
	Remand Support	RS	68	▼	-8.1%	-6	
	Non-Family Abuse Protective Order	AP	49	▲	+6.5%	+3	
	Motion - Protective Order	MP	41	▼	-18.0%	-9	
	Protective Order	PC	19	▲	+111.1%	+10	
	Violation of Protective Order	PV	18	▼	-25.0%	-6	
	Violation Family Abuse Protective Order	PS	1	▲	-	+1	
	Bond Forfeiture	BF	0	▼	-100.0%	-2	
Criminal Support	CS	0	▼	-100.0%	-1		
Total			9,296	▲	10.1%	+856	
Juvenile	Custody Visitation	CV	3,768	▲	+3.7%	+134	
	Misdemeanor	DM	540	▲	+19.5%	+88	
	Abuse and Neglect	AN	323	▲	+47.5%	+104	
	Felony	DF	223	▼	-41.3%	-157	
	Permanency Planning	PH	184	▲	+0.5%	+1	
	Mental Commitment	MC	164	▲	+18.0%	+25	
	Foster Care Review	FC	156	▲	+22.8%	+29	
	Status	ST	143	▲	-6.5%	-10	
	Non-Family Abuse Protective Order	AP	133	▲	+62.2%	+51	
	Paternity	PT	131	▲	+6.5%	+8	
	Initial Foster Care	IF	107	▲	+10.3%	+10	
	Remand Visitation	RV	94	▼	-13.8%	-15	
	Other	OT	92	▲	+70.4%	+38	
	Remand Custody	RC	92	▼	-15.6%	-17	
	Traffic	T	78	▼	-13.3%	-12	
	Terminate Parental Rights	TP	75	▲	+50.0%	+25	
	Show Cause	SC	72	▲	+71.4%	+30	
	Motion - Protective Order	MP	43	▲	+26.5%	+9	
	Child In Need of Services	CS	40	▲	+81.8%	+18	
	Emergency Custody Order	EC	36	▲	+50.0%	+12	
	Relief of Custody	CR	35	▲	+6.1%	+2	
	Temporary Detention Order	TD	25	▼	-3.8%	-1	
	Special Immigrant Juvenile Status	SI	14	▲	+1,300.0%	+13	
	Family Abuse - Protective Order	FP	11	▲	+57.1%	+4	
	Voluntary Continuing Services and Support Agree	VA	9	▼	-25.0%	-3	
	Emancipation	EP	3	↔	-	-	
	Truancy	TR	3	▲	+200.0%	+2	
	Capias	CA	2	▲	-	+2	
	Juvenile Support	JS	1	▲	-	+1	
	Total			6,597	▲	6.3%	+391
	GRAND TOTAL			15,893	▲	8.5%	+1,247

* Compared to same time period as previous year

** Case Type Categories are defined in the 2017 Virginia Judicial Workload Assessment

The data reported reflect the case management system. The case types reported may not necessitate judicial involvement.

Filings by Major Case Category**

Category	Summary	Change	% Change	Absolute Change
Adult Criminal	4,265	▲	+9.5%	+370
Child Dependency	889	▲	+23.3%	+168
Child in Need of Services/Supervision	88	▲	+125.6%	+49
Custody and Visitation	3,899	▲	+3.8%	+142
Delinquency	792	▲	-7.7%	-66
Juvenile Miscellaneous	146	▲	-6.4%	-10
New to Workload Study	14	▲	+1,300.0%	+13
Other	2,634	▲	+11.4%	+270
Protective Orders	933	▲	+12.4%	+103
Support	2,155	▲	+11.4%	+220
Traffic	78	▼	-13.3%	-12
GRAND TOTAL	15,893	▲	8.5%	+1,247

* Compared to same time period as previous year

** Case Type Categories are defined in the 2017 Virginia Judicial Workload Assessment

The data reported reflect the case management system. The case types reported may not necessitate judicial involvement.

2024 Overall GRAND TOTAL		Distribution of Caseload		Change*		Percentage (%) of Caseload			
934 	+8 0.9%	Adult	500	54%	1.6% ▲	+8	Adult	53.1%	53.5%
		Juvenile	434	46%	0.0%	0	Juvenile	46.9%	46.5%
		GRAND TOTAL	934	100%	0.9% ▲	+8	GRAND TOTAL	100%	100%

Filings by Division & Code

Division	Case Type Description	Code	Summary	Change	% Change	Absolute Change	
Adult	Misdemeanor	CM	155	▲	+10.7%	+15	
	Other	OT	101	▼	+6.3%	+6	
	Show Cause	SC	68	▲	-12.8%	-10	
	Civil Support	VS	62	▼	-25.3%	-21	
	Felony	CF	50	▲	+47.1%	+16	
	Capias	CA	36	▲	+20.0%	+6	
	Family Abuse - Protective Order	FP	20	▼	-4.8%	-1	
	Remand Support	RS	4	▲	+100.0%	+2	
	Violation of Protective Order	PV	2	▲	-	+2	
	Motion - Protective Order	MP	1	▼	-80.0%	-4	
	Non-Family Abuse Protective Order	AP	1	▼	-50.0%	-1	
	Violation Family Abuse Protective Order	PS	0	▼	-100.0%	-2	
		Total		500	▲	1.6%	+8
Juvenile	Custody Visitation	CV	182	▼	-21.9%	-51	
	Misdemeanor	DM	89	▲	+41.3%	+26	
	Status	ST	26	▲	+766.7%	+23	
	Felony	DF	20	▲	+5.3%	+1	
	Truancy	TR	20	▲	+400.0%	+16	
	Permanency Planning	PH	17	▼	-5.6%	-1	
	Foster Care Review	FC	13	▲	+18.2%	+2	
	Abuse and Neglect	AN	12	▼	-47.8%	-11	
	Terminate Parental Rights	TP	8	▲	+300.0%	+6	
	Civil Violation	CI	7	▲	+250.0%	+5	
	Paternity	PT	6	▲	+20.0%	+1	
	Traffic	T	6	▼	-60.0%	-9	
	Remand Custody	RC	5	▼	-16.7%	-1	
	Remand Visitation	RV	5	↔	-	-	
	Non-Family Abuse Protective Order	AP	4	▲	+300.0%	+3	
	Show Cause	SC	4	▲	+100.0%	+2	
	Child In Need of Services	CS	2	▲	-	+2	
	Emergency Custody Order	EC	2	↔	-	-	
	Temporary Detention Order	TD	2	▼	-66.7%	-4	
	Initial Foster Care	IF	1	▼	-85.7%	-6	
	Other	OT	1	▲	-	+1	
	Relief of Custody	CR	1	▲	-	+1	
	Voluntary Continuing Services and Support Agreem	VA	1	↔	-	-	
	Family Abuse - Protective Order	FP	0	▼	-100.0%	-1	
	Motion - Protective Order	MP	0	▼	-100.0%	-4	
	Qualified Residential Treatment	QR	0	▼	-100.0%	-1	
		Total		434		0.0%	0
	GRAND TOTAL			934	▲	0.9%	+8

Filings by Major Case Category**

Category	Summary	Change	% Change	Absolute Change
Adult Criminal	295	▲	+8.1%	+22
Child Dependency	53	▲	-15.9%	-10
Child in Need of Services/Supervision	26	▲	+550.0%	+22

* Compared to same time period as previous year ** Case Type Categories are defined in the 2017 Virginia Judicial Workload Assessment

The data reported reflect the case management system. The case types reported may not necessitate judicial involvement.

Custody and Visitation	188	▼	-21.0%	-50
Delinquency	109	▼	+29.8%	+25
Juvenile Miscellaneous	26	▲	+766.7%	+23
New to Workload Study	7	▲	+250.0%	+5
Other	120	▲	+3.4%	+4
Protective Orders	26	▼	-23.5%	-8
Support	78	▲	-17.0%	-16
Traffic	6	▼	-60.0%	-9
GRAND TOTAL	934	▲	0.9%	+8

* Compared to same time period as previous year

** Case Type Categories are defined in the 2017 Virginia Judicial Workload Assessment

The data reported reflect the case management system. The case types reported may not necessitate judicial involvement.

2024 Overall GRAND TOTAL		Distribution of Caseload		Change*		Percentage (%) of Caseload			
1,659 +9 0.5% 		Adult	916	55%	6.9% ▲	+59	Adult	51.9%	55.2%
		Juvenile	743	45%	-6.3% ▼	-50	Juvenile	48.1%	44.8%
		GRAND TOTAL	1,659	100%	0.5% ▲	+9	GRAND TOTAL	100%	100%

Filings by Division & Code

Division	Case Type Description	Code	Summary	Change	% Change	Absolute Change
Adult	Show Cause	SC	185	▲	+17.1%	+27
	Misdemeanor	CM	183	▼	-14.5%	-31
	Civil Support	VS	167	▲	+1.8%	+3
	Other	OT	122	▲	+10.9%	+12
	Family Abuse - Protective Order	FP	84	▲	+31.3%	+20
	Felony	CF	68	▲	+11.5%	+7
	Capias	CA	49	▲	-10.9%	-6
	Remand Support	RS	31	▲	+93.8%	+15
	Motion - Protective Order	MP	16	▲	+45.5%	+5
	Non-Family Abuse Protective Order	AP	8	▲	+300.0%	+6
	Violation Family Abuse Protective Order	PS	3	▲	-	+3
	Protective Order	PC	0	▼	-100.0%	-1
	Violation of Protective Order	PV	0	▼	-100.0%	-1
	Total		916	▲	6.9%	+59
Juvenile	Custody Visitation	CV	457	▼	-14.6%	-78
	Misdemeanor	DM	45	▼	-8.2%	-4
	Remand Custody	RC	44	▲	+41.9%	+13
	Remand Visitation	RV	43	▲	+38.7%	+12
	Traffic	T	41	▼	-10.9%	-5
	Paternity	PT	18	▲	+80.0%	+8
	Truancy	TR	16	▲	+14.3%	+2
	Felony	DF	13	▲	+8.3%	+1
	Foster Care Review	FC	8	▲	+100.0%	+4
	Abuse and Neglect	AN	7	▼	-22.2%	-2
	Show Cause	SC	7	▲	+250.0%	+5
	Temporary Detention Order	TD	7	▼	-30.0%	-3
	Initial Foster Care	IF	6	▲	+20.0%	+1
	Permanency Planning	PH	6	▼	-57.1%	-8
	Status	ST	6	▼	-40.0%	-4
	Terminate Parental Rights	TP	6	▲	+50.0%	+2
	Voluntary Continuing Services and Support Agreen	VA	4	▲	-	+4
	Emergency Custody Order	EC	3	▲	+200.0%	+2
	Non-Family Abuse Protective Order	AP	2	↔	-	-
	Capias	CA	1	↔	-	-
	Child In Need of Services	CS	1	↔	-	-
	Family Abuse - Protective Order	FP	1	▲	-	+1
	Relief of Custody	CR	1	▼	-50.0%	-1
	Total		743	▼	-6.3%	-50
	GRAND TOTAL		1,659	▲	0.5%	+9

Filings by Major Case Category**

Category	Summary	Change	% Change	Absolute Change
Adult Criminal	430	▲	-2.1%	-9
Child Dependency	38	▲	-	0
Child in Need of Services/Supervision	18	▲	+20.0%	+3
Custody and Visitation	475	▲	-12.8%	-70
Delinquency	65	▲	+1.6%	+1

* Compared to same time period as previous year ** Case Type Categories are defined in the 2017 Virginia Judicial Workload Assessment

The data reported reflect the case management system. The case types reported may not necessitate judicial involvement.

Juvenile Miscellaneous	6	▼	-40.0%	-4
Other	250	▲	+25.6%	+51
Protective Orders	111	▲	+40.5%	+32
Support	225	▲	+4.7%	+10
Traffic	41	▼	-10.9%	-5
GRAND TOTAL	1,659	▲	0.5%	+9

* Compared to same time period as previous year

** Case Type Categories are defined in the 2017 Virginia Judicial Workload Assessment

The data reported reflect the case management system. The case types reported may not necessitate judicial involvement.

2024 Overall GRAND TOTAL		Distribution of Caseload		Change*		Percentage (%) of Caseload			
	872	Adult	477	55%	4.6% ▲	+21	Adult	52.7%	54.7%
		Juvenile	395	45%	-3.4% ▼	-14	Juvenile	47.3%	45.3%
		GRAND TOTAL	872	100%	0.8% ▲	+7	GRAND TOTAL	100%	100%

Filings by Division & Code

Division	Case Type Description	Code	Summary	Change	% Change	Absolute Change	
Adult	Show Cause	SC	108	▲	+36.7%	+29	
	Misdemeanor	CM	95	▼	-1.0%	-1	
	Civil Support	VS	80	▼	-3.6%	-3	
	Other	OT	76	▼	-6.2%	-5	
	Felony	CF	36	▲	+9.1%	+3	
	Family Abuse - Protective Order	FP	29	▼	-12.1%	-4	
	Remand Support	RS	21	▲	+90.9%	+10	
	Capias	CA	18	▼	-30.8%	-8	
	Motion - Protective Order	MP	7	▲	+600.0%	+6	
	Violation of Protective Order	PV	4	▼	-42.9%	-3	
	Non-Family Abuse Protective Order	AP	3	▲	+50.0%	+1	
	Violation Family Abuse Protective Order	PS	0	▼	-100.0%	-4	
	Total			477	▲	4.6%	+21
Juvenile	Custody Visitation	CV	205	▼	-17.7%	-44	
	Misdemeanor	DM	39	▼	-7.1%	-3	
	Remand Custody	RC	38	▲	+192.3%	+25	
	Remand Visitation	RV	38	▲	+192.3%	+25	
	Traffic	T	26	▼	-35.0%	-14	
	Temporary Detention Order	TD	7	▲	+16.7%	+1	
	Non-Family Abuse Protective Order	AP	6	▲	+50.0%	+2	
	Emergency Custody Order	EC	5	▲	+66.7%	+2	
	Other	OT	5	↔	-	-	
	Abuse and Neglect	AN	4	▼	-55.6%	-5	
	Paternity	PT	4	▼	-42.9%	-3	
	Family Abuse - Protective Order	FP	3	▲	-	+3	
	Foster Care Review	FC	3	▲	+200.0%	+2	
	Felony	DF	2	▼	-81.8%	-9	
	Permanency Planning	PH	2	▲	-	+2	
	Truancy	TR	2	▲	-	+2	
	Child In Need of Services	CS	1	↔	-	-	
	Initial Foster Care	IF	1	↔	-	-	
	Motion - Protective Order	MP	1	▼	-50.0%	-1	
	Restoration of Parental Rights	RR	1	▲	-	+1	
	Show Cause	SC	1	▲	-	+1	
	Status	ST	1	▲	-	+1	
	Civil Violation	CI	0	▼	-100.0%	-1	
	Relief of Custody	CR	0	▼	-100.0%	-1	
	Total			395	▼	-3.4%	-14
	GRAND TOTAL			872	▲	0.8%	+7

Filings by Major Case Category**

Category	Summary	Change	% Change	Absolute Change
Adult Criminal	236	▼	+1.3%	+3
Child Dependency	10	▲	-16.7%	-2
Child in Need of Services/Supervision	3	▲	+200.0%	+2
Custody and Visitation	209	▼	-18.4%	-47
Delinquency	42	▲	-20.8%	-11

* Compared to same time period as previous year ** Case Type Categories are defined in the 2017 Virginia Judicial Workload Assessment

The data reported reflect the case management system. The case types reported may not necessitate judicial involvement.

Juvenile Miscellaneous	1	▲	-	+1
New to Workload Study	0	▼	-100.0%	-1
Other	191	▲	+44.7%	+59
Protective Orders	49	▲	+16.7%	+7
Support	105	▲	+10.5%	+10
Traffic	26	▼	-35.0%	-14
GRAND TOTAL	872	▲	0.8%	+7

* Compared to same time period as previous year

** Case Type Categories are defined in the 2017 Virginia Judicial Workload Assessment

The data reported reflect the case management system. The case types reported may not necessitate judicial involvement.

2024 Overall GRAND TOTAL		Distribution of Caseload		Change*		Percentage (%) of Caseload			
5,346	-1,292 -19.5%	Adult	3,014	56%	-14.7% ▼	-519	Adult	53.2%	56.4%
		Juvenile	2,332	44%	-24.9% ▼	-773	Juvenile	46.8%	43.6%
		GRAND TOTAL	5,346	100%	-19.5% ▼	-1,292	GRAND TOTAL	100%	100%

Filings by Division & Code

Division	Case Type Description	Code	Summary	Change	% Change	Absolute Change	
Adult	Show Cause	SC	684	▲	+7.2%	+46	
	Civil Support	VS	679	▲	+3.0%	+20	
	Misdemeanor	CM	535	▼	-15.6%	-99	
	Other	OT	475	▼	-36.8%	-277	
	Family Abuse - Protective Order	FP	241	▼	-1.2%	-3	
	Felony	CF	154	▼	-9.4%	-16	
	Capias	CA	118	▼	-20.3%	-30	
	Remand Support	RS	89	▼	-63.1%	-152	
	Motion - Protective Order	MP	24	▲	+14.3%	+3	
	Non-Family Abuse Protective Order	AP	6	▼	-76.0%	-19	
	Restricted License for Non-Support	SL	5	▲	+400.0%	+4	
	Violation of Protective Order	PV	4	▲	-	+4	
		Total		3,014	▼	-14.7%	-519
Juvenile	Custody Visitation	CV	1,425	▼	-6.1%	-92	
	Misdemeanor	DM	204	▼	-23.3%	-62	
	Remand Visitation	RV	135	▼	-52.6%	-150	
	Remand Custody	RC	132	▼	-54.6%	-159	
	Status	ST	74	▼	+1.4%	+1	
	Felony	DF	61	▼	-63.5%	-106	
	Traffic	T	44	▼	-10.2%	-5	
	Emergency Custody Order	EC	36	▼	-69.5%	-82	
	Non-Family Abuse Protective Order	AP	35	▲	+12.9%	+4	
	Paternity	PT	31	▼	-20.5%	-8	
	Foster Care Review	FC	28	▲	+180.0%	+18	
	Temporary Detention Order	TD	28	▼	-77.8%	-98	
	Permanency Planning	PH	22	▼	-12.0%	-3	
	Initial Foster Care	IF	18	▲	+125.0%	+10	
	Other	OT	12	▼	-66.7%	-24	
	Abuse and Neglect	AN	11	▲	+37.5%	+3	
	Terminate Parental Rights	TP	8	▼	-50.0%	-8	
	Show Cause	SC	6	▲	+500.0%	+5	
	Capias	CA	5	▼	-37.5%	-3	
	Mental Commitment	MC	4	▼	-55.6%	-5	
	Relief of Custody	CR	4	▼	-33.3%	-2	
	Family Abuse - Protective Order	FP	3	▼	-25.0%	-1	
	Voluntary Continuing Services and Support Agree	VA	3	▼	-57.1%	-4	
	Child In Need of Services	CS	2	▲	-	+2	
	Civil Violation	CI	1	▲	-	+1	
	Child at Risk	RI	0	▼	-100.0%	-5	
		Total		2,332	▼	-24.9%	-773
		GRAND TOTAL		5,346	▼	-19.5%	-1,292

Filings by Major Case Category**

Category	Summary	Change	% Change	Absolute Change
Adult Criminal	1,256	▲	-10.1%	-141
Child Dependency	94	▲	+10.6%	+9
Child in Need of Services/Supervision	4	▲	-	+4

* Compared to same time period as previous year

** Case Type Categories are defined in the 2017 Virginia Judicial Workload Assessment

The data reported reflect the case management system. The case types reported may not necessitate judicial involvement.

CPSS - JCMS CASELOAD STATISTICS OF THE JUVENILE & DOMESTIC RELATIONS DISTRICT COURTS
 January 2024 thru November 2024 Filings (Compared to January 2023 thru November 2023)

Custody and Visitation	1,456	▼	-6.4%	-100
Delinquency	274	▲	-38.0%	-168
Juvenile Miscellaneous	74	▼	+1.4%	+1
New to Workload Study	1	▲	-	+1
Other	911	▼	-51.0%	-947
Protective Orders	309	▼	-4.9%	-16
Support	923	▲	+8.2%	+70
Traffic	44	▼	-10.2%	-5
GRAND TOTAL	5,346	▼	-19.5%	-1,292

* Compared to same time period as previous year

** Case Type Categories are defined in the 2017 Virginia Judicial Workload Assessment

The data reported reflect the case management system. The case types reported may not necessitate judicial involvement.

2024 Overall GRAND TOTAL		Distribution of Caseload			Change*		Percentage (%) of Caseload		
816 +41 5.3% 		Adult	401	49%	4.2% ▲	+16	Adult	2023 49.7%	2024 49.1%
		Juvenile	415	51%	6.4% ▲	+25	Juvenile	50.3%	50.9%
GRAND TOTAL		816	100%		5.3% ▲	+41	GRAND TOTAL	100%	100%

Filings by Division & Code

Division	Case Type Description	Code	Summary	Change	% Change	Absolute Change
Adult	Civil Support	VS	86	▲	+13.2%	+10
	Other	OT	81	▲	+14.1%	+10
	Misdemeanor	CM	71	▼	-2.7%	-2
	Show Cause	SC	66	▲	+8.2%	+5
	Family Abuse - Protective Order	FP	31	▼	-24.4%	-10
	Capias	CA	29	▲	+16.0%	+4
	Felony	CF	25	▼	-13.8%	-4
	Non-Family Abuse Protective Order	AP	5	▲	-	+5
	Motion - Protective Order	MP	3	▼	-25.0%	-1
	Emergency Substantial Risk Order	SR	1	▲	-	+1
	Remand Support	RS	1	▼	-75.0%	-3
	Restricted License for Non-Support	SL	1	▲	-	+1
	Violation of Protective Order	PV	1	▲	-	+1
	Protective Order	PC	0	▼	-100.0%	-1
Total			401	▲	4.2%	+16
Juvenile	Custody Visitation	CV	194	▲	+6.6%	+12
	Traffic	T	55	↔	-	-
	Misdemeanor	DM	52	▼	-40.9%	-36
	Abuse and Neglect	AN	34	▲	+142.9%	+20
	Felony	DF	29	▲	+222.2%	+20
	Non-Family Abuse Protective Order	AP	12	▲	+300.0%	+9
	Show Cause	SC	7	▼	-22.2%	-2
	Foster Care Review	FC	6	▲	+200.0%	+4
	Paternity	PT	5	↔	-	-
	Terminate Parental Rights	TP	5	▲	+150.0%	+3
	Permanency Planning	PH	4	↔	-	-
	Truancy	TR	3	▲	-	+3
	Emergency Custody Order	EC	2	▲	-	+2
	Initial Foster Care	IF	2	↔	-	-
	Remand Custody	RC	2	▼	-50.0%	-2
	Remand Visitation	RV	2	↔	-	-
	Civil Violation	CI	1	▼	-80.0%	-4
	Capias	CA	0	▼	-100.0%	-1
	Child at Risk	RI	0	▼	-100.0%	-1
	Other	OT	0	▼	-100.0%	-1
Relief of Custody	CR	0	▼	-100.0%	-1	
Total			415	▲	6.4%	+25
GRAND TOTAL			816	▲	5.3%	+41

Filings by Major Case Category**

Category	Summary	Change	% Change	Absolute Change
Adult Criminal	149	▲	-7.5%	-12
Child Dependency	51	▲	+96.2%	+25
Child in Need of Services/Supervision	3	▲	+200.0%	+2
Custody and Visitation	199	▲	+6.4%	+12
Delinquency	88	▲	-17.0%	-18
New to Workload Study	2	▲	-60.0%	-3

* Compared to same time period as previous year ** Case Type Categories are defined in the 2017 Virginia Judicial Workload Assessment

The data reported reflect the case management system. The case types reported may not necessitate judicial involvement.

Other	88	▲	+7.3%	+6
Protective Orders	51	▲	+6.3%	+3
Support	130	▲	+25.0%	+26
Traffic	55	↔		0
GRAND TOTAL	816	▲	5.3%	+41

* Compared to same time period as previous year

** Case Type Categories are defined in the 2017 Virginia Judicial Workload Assessment

The data reported reflect the case management system. The case types reported may not necessitate judicial involvement.

2024 Overall GRAND TOTAL		Distribution of Caseload		Change*		Percentage (%) of Caseload			
585 	+4 0.7%	Adult	333	57%	11.4% ▲	+34	Adult	51.5%	56.9%
		Juvenile	252	43%	-10.6% ▼	-30	Juvenile	48.5%	43.1%
		GRAND TOTAL	585	100%	0.7% ▲	+4	GRAND TOTAL	100%	100%

Filings by Division & Code

Division	Case Type Description	Code	Summary	Change	% Change	Absolute Change
Adult	Misdemeanor	CM	90	▲	+21.6%	+16
	Show Cause	SC	63	▲	+28.6%	+14
	Other	OT	54	▼	-	-
	Civil Support	VS	45	▼	-13.5%	-7
	Felony	CF	28	▲	+16.7%	+4
	Capias	CA	24	▲	+4.3%	+1
	Family Abuse - Protective Order	FP	21	▲	+16.7%	+3
	Non-Family Abuse Protective Order	AP	6	▲	+200.0%	+4
	Motion - Protective Order	MP	2	▲	-	+2
	Restricted License for Non-Support	SL	0	▼	-100.0%	-2
	Violation Family Abuse Protective Order	PS	0	▼	-100.0%	-1
		Total		333	▲	11.4%
Juvenile	Custody Visitation	CV	93	▼	-34.0%	-48
	Misdemeanor	DM	48	▼	-15.8%	-9
	Abuse and Neglect	AN	14	▲	+180.0%	+9
	Status	ST	13	▲	-	+13
	Foster Care Review	FC	12	▲	+140.0%	+7
	Terminate Parental Rights	TP	12	▲	-	+12
	Traffic	T	12	▼	-47.8%	-11
	Felony	DF	11	▼	-31.3%	-5
	Paternity	PT	11	▲	+83.3%	+5
	Permanency Planning	PH	7	▼	-36.4%	-4
	Child In Need of Services	CS	4	▲	-	+4
	Initial Foster Care	IF	4	▼	-55.6%	-5
	Capias	CA	3	▲	+200.0%	+2
	Voluntary Continuing Services and Support Agree	VA	3	▲	+50.0%	+1
	Temporary Detention Order	TD	2	▲	+100.0%	+1
	Civil Violation	CI	1	▲	-	+1
	Mental Commitment	MC	1	▲	-	+1
	Remand Custody	RC	1	▲	-	+1
	Show Cause	SC	0	▼	-100.0%	-3
	Truancy	TR	0	▼	-100.0%	-2
	Total		252	▼	-10.6%	-30
GRAND TOTAL			585	▲	0.7%	+4

Filings by Major Case Category**

Category	Summary	Change	% Change	Absolute Change
Adult Criminal	171	▲	+22.1%	+31
Child Dependency	52	▲	+62.5%	+20
Child in Need of Services/Supervision	4	▲	+100.0%	+2
Custody and Visitation	104	▲	-29.3%	-43
Delinquency	62	▲	-19.5%	-15
Juvenile Miscellaneous	13	▲	-	+13
New to Workload Study	1	▲	-	+1
Other	58	▲	+5.5%	+3
Protective Orders	29	▲	+45.0%	+9

* Compared to same time period as previous year

** Case Type Categories are defined in the 2017 Virginia Judicial Workload Assessment

The data reported reflect the case management system. The case types reported may not necessitate judicial involvement.

CPSS - JCMS CASELOAD STATISTICS OF THE JUVENILE & DOMESTIC RELATIONS DISTRICT COURTS
 January 2024 thru November 2024 Filings (Compared to January 2023 thru November 2023)

Support	79	▼	-7.1%	-6
Traffic	12	▼	-47.8%	-11
GRAND TOTAL	585	▲	0.7%	+4

* Compared to same time period as previous year

** Case Type Categories are defined in the 2017 Virginia Judicial Workload Assessment

The data reported reflect the case management system. The case types reported may not necessitate judicial involvement.

2024 Overall GRAND TOTAL		Distribution of Caseload		Change*		Percentage (%) of Caseload			
508 	+29	Adult	269	53%	31.9% ▲	+65	Adult	42.6%	53.0%
	6.1%	Juvenile	239	47%	-13.1% ▼	-36	Juvenile	57.4%	47.0%
		GRAND TOTAL	508	100%	6.1% ▲	+29	GRAND TOTAL	100%	100%

Filings by Division & Code

Division	Case Type Description	Code	Summary	Change	% Change	Absolute Change
Adult	Other	OT	66	▲	+73.7%	+28
	Misdemeanor	CM	52	▲	+85.7%	+24
	Show Cause	SC	51	▲	+34.2%	+13
	Civil Support	VS	43	▲	+10.3%	+4
	Felony	CF	24	▼	-7.7%	-2
	Family Abuse - Protective Order	FP	17	▲	+88.9%	+8
	Capias	CA	14	▼	-41.7%	-10
	Remand Support	RS	1	▲	-	+1
	Restricted License for Non-Support	SL	1	↔	-	-
	Non-Family Abuse Protective Order	AP	0	▼	-100.0%	-1
Total			269	▲	31.9%	+65
Juvenile	Custody Visitation	CV	92	▼	-28.7%	-37
	Misdemeanor	DM	42	▲	+13.5%	+5
	Felony	DF	21	▲	+23.5%	+4
	Traffic	T	21	▼	-8.7%	-2
	Foster Care Review	FC	15	▼	-6.3%	-1
	Emergency Custody Order	EC	7	▼	-46.2%	-6
	Temporary Detention Order	TD	5	▼	-28.6%	-2
	Abuse and Neglect	AN	4	▲	+33.3%	+1
	Child In Need of Services	CS	4	▲	+33.3%	+1
	Permanency Planning	PH	4	▲	+33.3%	+1
	Status	ST	4	▲	+100.0%	+2
	Truancy	TR	4	▲	+300.0%	+3
	Non-Family Abuse Protective Order	AP	3	▲	-	+3
	Remand Visitation	RV	3	▲	-	+3
	Show Cause	SC	3	▲	-	+3
	Initial Foster Care	IF	2	↔	-	-
	Remand Custody	RC	2	▲	-	+2
	Other	OT	1	▲	-	+1
	Paternity	PT	1	▼	-80.0%	-4
	Special Immigrant Juvenile Status	SI	1	▲	-	+1
Civil Violation	CI	0	▼	-100.0%	-1	
Qualified Residential Treatment	QR	0	▼	-100.0%	-1	
Terminate Parental Rights	TP	0	▼	-100.0%	-12	
Total			239	▼	-13.1%	-36
GRAND TOTAL			508	▲	6.1%	+29

Filings by Major Case Category**

Category	Summary	Change	% Change	Absolute Change
Adult Criminal	123	▲	+23.0%	+23
Child Dependency	25	▼	-32.4%	-12
Child in Need of Services/Supervision	8	▲	+100.0%	+4
Custody and Visitation	93	▼	-30.6%	-41
Delinquency	66	▲	+22.2%	+12
Juvenile Miscellaneous	5	▲	+150.0%	+3
New to Workload Study	1	▲	-	0

* Compared to same time period as previous year ** Case Type Categories are defined in the 2017 Virginia Judicial Workload Assessment

The data reported reflect the case management system. The case types reported may not necessitate judicial involvement.

CPSS - JCMS CASELOAD STATISTICS OF THE JUVENILE & DOMESTIC RELATIONS DISTRICT COURTS
 January 2024 thru November 2024 Filings (Compared to January 2023 thru November 2023)

Greenville




District: 6 FIPS: 081

Other	84	▲	+44.8%	+26
Protective Orders	20	▲	+100.0%	+10
Support	62	▼	+10.7%	+6
Traffic	21	▼	-8.7%	-2
GRAND TOTAL	508	▲	6.1%	+29

* Compared to same time period as previous year

** Case Type Categories are defined in the 2017 Virginia Judicial Workload Assessment

The data reported reflect the case management system. The case types reported may not necessitate judicial involvement.

2024 Overall GRAND TOTAL		Distribution of Caseload			Change*		Percentage (%) of Caseload		
2,151	-234 -9.8%	Adult	1,173	55%	-1.8% ▼	-22	Adult	50.1%	54.5%
2024 		Juvenile	978	45%	-17.8% ▼	-212	Juvenile	49.9%	45.5%
2023 		GRAND TOTAL	2,151	100%	-9.8% ▼	-234	GRAND TOTAL	100%	100%

Filings by Division & Code

Division	Case Type Description	Code	Summary	Change	% Change	Absolute Change
Adult	Misdemeanor	CM	307	▲	+11.6%	+32
	Civil Support	VS	229	▲	+15.7%	+31
	Show Cause	SC	188	▼	-22.0%	-53
	Other	OT	133	▼	-15.8%	-25
	Family Abuse - Protective Order	FP	121	▼	-4.7%	-6
	Capias	CA	85	▼	-5.6%	-5
	Felony	CF	77	↔		-
	Motion - Protective Order	MP	18	▲	+100.0%	+9
	Violation of Protective Order	PV	9	▲	+80.0%	+4
	Non-Family Abuse Protective Order	AP	2	▼	-71.4%	-5
	Violation Family Abuse Protective Order	PS	2	▲		+2
	Bond Forfeiture	BF	1	▲		+1
	Restricted License for Non-Support	SL	1	↔		-
	Emergency Substantial Risk Order	SR	0	▼	-100.0%	-4
	Protective Order	PC	0	▼	-100.0%	-1
Remand Support	RS	0	▼	-100.0%	-2	
	Total		1,173	▼	-1.8%	-22
Juvenile	Custody Visitation	CV	517	▼	-25.2%	-174
	Misdemeanor	DM	118	▼	-7.8%	-10
	Traffic	T	60	▲	+11.1%	+6
	Felony	DF	59	▲	+7.3%	+4
	Foster Care Review	FC	50	▲	+13.6%	+6
	Abuse and Neglect	AN	23	▼	-45.2%	-19
	Permanency Planning	PH	18	▼	-10.0%	-2
	Initial Foster Care	IF	17	↔		-
	Show Cause	SC	14	▲	+40.0%	+4
	Emergency Custody Order	EC	12	▲	+9.1%	+1
	Truancy	TR	12	↔		-
	Non-Family Abuse Protective Order	AP	11	▼	-31.3%	-5
	Paternity	PT	11	▲	+37.5%	+3
	Status	ST	11	▼	-8.3%	-1
	Terminate Parental Rights	TP	11	▼	-63.3%	-19
	Temporary Detention Order	TD	10	▲	+42.9%	+3
	Mental Commitment	MC	6	▲	+50.0%	+2
	Capias	CA	3	▲		+3
	Civil Violation	CI	3	▼	-40.0%	-2
	Relief of Custody	CR	3	↔		-
	Other	OT	2	▲		+2
	Remand Custody	RC	2	▼	-33.3%	-1
	Remand Visitation	RV	2	▼	-33.3%	-1
	Voluntary Continuing Services and Support Agree	VA	2	↔		-
	Child In Need of Services	CS	1	↔		-
	Family Abuse - Protective Order	FP	0	▼	-100.0%	-2
	Motion - Protective Order	MP	0	▼	-100.0%	-2
	Qualified Residential Treatment	QR	0	▼	-100.0%	-3
	Special Immigrant Juvenile Status	SI	0	▼	-100.0%	-5
		Total		978	▼	-17.8%
	GRAND TOTAL		2,151	▼	-9.8%	-234

* Compared to same time period as previous year ** Case Type Categories are defined in the 2017 Virginia Judicial Workload Assessment

The data reported reflect the case management system. The case types reported may not necessitate judicial involvement.

Filings by Major Case Category**

Category	Summary	Change	% Change	Absolute Change
Adult Criminal	588	▲	-1.0%	-6
Child Dependency	124	▼	-23.0%	-37
Child in Need of Services/Supervision	18	▲	+38.5%	+5
Custody and Visitation	528	▲	-24.5%	-171
Delinquency	189	▲	-2.1%	-4
Juvenile Miscellaneous	12	▲		0
New to Workload Study	3	▼	-78.6%	-11
Other	166	▲	-11.7%	-22
Protective Orders	152	▼	-6.7%	-11
Support	311	▼	+5.8%	+17
Traffic	60	▲	+11.1%	+6
GRAND TOTAL	2,151	▼	-9.8%	-234

* Compared to same time period as previous year

** Case Type Categories are defined in the 2017 Virginia Judicial Workload Assessment

The data reported reflect the case management system. The case types reported may not necessitate judicial involvement.

2024 Overall GRAND TOTAL		Distribution of Caseload			Change*		Percentage (%) of Caseload		
1,853 +203 12.3% 	2024 2023	Adult	947	51%	14.6% ▲	+121	Adult	50.1%	51.1%
		Juvenile	906	49%	10.0% ▲	+82	Juvenile	49.9%	48.9%
GRAND TOTAL		1,853	100%	12.3% ▲	+203	GRAND TOTAL	100%	100%	

Filings by Division & Code

Division	Case Type Description	Code	Summary	Change	% Change	Absolute Change
Adult	Misdemeanor	CM	245	▲	+22.5%	+45
	Civil Support	VS	169	▼	-13.3%	-26
	Other	OT	163	▲	+50.9%	+55
	Family Abuse - Protective Order	FP	123	▲	+36.7%	+33
	Show Cause	SC	110	▲	+2.8%	+3
	Felony	CF	77	▲	+45.3%	+24
	Capias	CA	36	▼	-35.7%	-20
	Motion - Protective Order	MP	13	▲	+18.2%	+2
	Non-Family Abuse Protective Order	AP	8	▲	+100.0%	+4
	Remand Support	RS	3	▲	-	+3
	Protective Order	PC	0	▼	-100.0%	-2
Total			947	▲	14.6%	+121
Juvenile	Custody Visitation	CV	539	▲	+6.9%	+35
	Misdemeanor	DM	154	▲	+43.9%	+47
	Traffic	T	57	▼	-9.5%	-6
	Felony	DF	55	▼	-8.3%	-5
	Non-Family Abuse Protective Order	AP	19	▼	-20.8%	-5
	Show Cause	SC	16	▲	+100.0%	+8
	Civil Violation	CI	15	▲	+66.7%	+6
	Foster Care Review	FC	12	▲	+33.3%	+3
	Paternity	PT	8	▲	+300.0%	+6
	Abuse and Neglect	AN	6	▼	-25.0%	-2
	Family Abuse - Protective Order	FP	6	▼	-14.3%	-1
	Terminate Parental Rights	TP	6	▲	-	+6
	Capias	CA	3	▼	-50.0%	-3
	Remand Custody	RC	3	▲	-	+3
	Special Immigrant Juvenile Status	SI	3	▲	-	+3
	Initial Foster Care	IF	2	▼	-77.8%	-7
	Permanency Planning	PH	1	▼	-66.7%	-2
	Remand Visitation	RV	1	▲	-	+1
	Entrustment	ET	0	▼	-100.0%	-2
	Status	ST	0	▼	-100.0%	-2
Truancy	TR	0	▼	-100.0%	-1	
Total			906	▲	10.0%	+82
GRAND TOTAL			1,853	▲	12.3%	+203

Filings by Major Case Category**

Category	Summary	Change	% Change	Absolute Change
Adult Criminal	446	▼	+12.6%	+50
Child Dependency	27	▲	-12.9%	-4
Child in Need of Services/Supervision	0	▼	-100.0%	-1
Custody and Visitation	547	▲	+8.1%	+41
Delinquency	228	▲	+26.0%	+47
Juvenile Miscellaneous	0	▼	-100.0%	-2
New to Workload Study	18	▲	+100.0%	+9
Other	170	▲	+57.4%	+62

* Compared to same time period as previous year ** Case Type Categories are defined in the 2017 Virginia Judicial Workload Assessment

The data reported reflect the case management system. The case types reported may not necessitate judicial involvement.

Protective Orders	169	▲	+24.3%	+33
Support	191	▼	-12.0%	-26
Traffic	57	▼	-9.5%	-6
GRAND TOTAL	1,853	▲	12.3%	+203

* Compared to same time period as previous year

** Case Type Categories are defined in the 2017 Virginia Judicial Workload Assessment

The data reported reflect the case management system. The case types reported may not necessitate judicial involvement.

2024 Overall GRAND TOTAL		Distribution of Caseload		Change*		Percentage (%) of Caseload			
212	+17 8.7%	Adult	143	67%	20.2% ▲	+24	Adult	61.0%	67.5%
2024	↑	Juvenile	69	33%	-9.2% ▼	-7	Juvenile	39.0%	32.5%
2023		GRAND TOTAL	212	100%	8.7% ▲	+17	GRAND TOTAL	100%	100%

Filings by Division & Code

Division	Case Type Description	Code	Summary	Change	% Change	Absolute Change
Adult	Civil Support	VS	36	▲	+80.0%	+16
	Misdemeanor	CM	32	▲	+14.3%	+4
	Show Cause	SC	26	▲	+85.7%	+12
	Other	OT	20	▼	-39.4%	-13
	Family Abuse - Protective Order	FP	16	▲	+77.8%	+7
	Felony	CF	9	▲	+200.0%	+6
	Capias	CA	3	▼	-70.0%	-7
	Motion - Protective Order	MP	1	↔		-
	Non-Family Abuse Protective Order	AP	0	▼	-100.0%	-1
	Total			143	▲	20.2%
Juvenile	Custody Visitation	CV	58	▼	-4.9%	-3
	Paternity	PT	3	▲	-	+3
	Child In Need of Services	CS	2	▲	-	+2
	Non-Family Abuse Protective Order	AP	2	▲	-	+2
	Traffic	T	2	▼	-80.0%	-8
	Abuse and Neglect	AN	1	▲	-	+1
	Foster Care Review	FC	1	↔		-
	Misdemeanor	DM	0	▼	-100.0%	-3
	Truancy	TR	0	▼	-100.0%	-1
	Total			69	▼	-9.2%
GRAND TOTAL			212	▲	8.7%	+17

Filings by Major Case Category**

Category	Summary	Change	% Change	Absolute Change
Adult Criminal	56	▲	+33.3%	+14
Child Dependency	2	▲	+100.0%	+1
Child in Need of Services/Supervision	2	▲	+100.0%	+1
Custody and Visitation	61	▲		0
Delinquency	0	▼	-100.0%	-3
Other	20	▼	-39.4%	-13
Protective Orders	19	▲	+72.7%	+8
Support	50	▲	+51.5%	+17
Traffic	2	▼	-80.0%	-8
GRAND TOTAL	212	▲	8.7%	+17

* Compared to same time period as previous year

** Case Type Categories are defined in the 2017 Virginia Judicial Workload Assessment

The data reported reflect the case management system. The case types reported may not necessitate judicial involvement.

2024 Overall GRAND TOTAL		Distribution of Caseload			Change*		Percentage (%) of Caseload		
579	-68 -10.5%	Adult	298	51%	8.4% ▲	+23	Adult	42.5%	51.5%
2024		Juvenile	281	49%	-24.5% ▼	-91	Juvenile	57.5%	48.5%
2023		GRAND TOTAL	579	100%	-10.5% ▼	-68	GRAND TOTAL	100%	100%

Filings by Division & Code

Division	Case Type Description	Code	Summary	Change	% Change	Absolute Change
Adult	Civil Support	VS	72	▲	+50.0%	+24
	Misdemeanor	CM	62	▼	-23.5%	-19
	Show Cause	SC	51	▼	+13.3%	+6
	Other	OT	43	▲	+230.8%	+30
	Family Abuse - Protective Order	FP	35	▲	+20.7%	+6
	Felony	CF	23	▼	-37.8%	-14
	Capias	CA	9	▼	-50.0%	-9
	Non-Family Abuse Protective Order	AP	2	▲	-	+2
	Motion - Protective Order	MP	1	▼	-66.7%	-2
	Restricted License for Non-Support	SL	0	▼	-100.0%	-1
	Total		298	▲	8.4%	+23
Juvenile	Custody Visitation	CV	109	▼	-24.8%	-36
	Traffic	T	51	▲	+15.9%	+7
	Misdemeanor	DM	47	↔	-	-
	Permanency Planning	PH	23	▲	+666.7%	+20
	Foster Care Review	FC	22	▼	-58.5%	-31
	Felony	DF	14	▲	+100.0%	+7
	Child In Need of Services	CS	3	▼	-25.0%	-1
	Paternity	PT	3	▲	+200.0%	+2
	Show Cause	SC	2	↔	-	-
	Temporary Detention Order	TD	2	▲	-	+2
	Capias	CA	1	▲	-	+1
	Civil Violation	CI	1	↔	-	-
	Special Immigrant Juvenile Status	SI	1	↔	-	-
	Terminate Parental Rights	TP	1	▼	-66.7%	-2
	Truancy	TR	1	▼	-50.0%	-1
	Abuse and Neglect	AN	0	▼	-100.0%	-37
	Emergency Custody Order	EC	0	▼	-100.0%	-1
	Family Abuse - Protective Order	FP	0	▼	-100.0%	-2
	Initial Foster Care	IF	0	▼	-100.0%	-7
	Non-Family Abuse Protective Order	AP	0	▼	-100.0%	-4
	Other	OT	0	▼	-100.0%	-1
	Remand Custody	RC	0	▼	-100.0%	-1
	Remand Visitation	RV	0	▼	-100.0%	-1
Status	ST	0	▼	-100.0%	-5	
	Total		281	▼	-24.5%	-91
GRAND TOTAL			579	▼	-10.5%	-68

Filings by Major Case Category**

Category	Summary	Change	% Change	Absolute Change
Adult Criminal	133	▼	-19.9%	-33
Child Dependency	46	▲	-55.3%	-57
Child in Need of Services/Supervision	4	▼	-42.9%	-3
Custody and Visitation	112	▲	-23.3%	-34
Delinquency	64	▲	+16.4%	+9
Juvenile Miscellaneous	0	▼	-100.0%	-5
New to Workload Study	2	↔	-	0

* Compared to same time period as previous year

** Case Type Categories are defined in the 2017 Virginia Judicial Workload Assessment

The data reported reflect the case management system. The case types reported may not necessitate judicial involvement.

CPSS - JCMS CASELOAD STATISTICS OF THE JUVENILE & DOMESTIC RELATIONS DISTRICT COURTS
 January 2024 thru November 2024 Filings (Compared to January 2023 thru November 2023)

Other	45	▲	+164.7%	+28
Protective Orders	38	▲		0
Support	84	▼	+31.3%	+20
Traffic	51	▲	+15.9%	+7
GRAND TOTAL	579	▼	-10.5%	-68

* Compared to same time period as previous year

** Case Type Categories are defined in the 2017 Virginia Judicial Workload Assessment

The data reported reflect the case management system. The case types reported may not necessitate judicial involvement.

2024 Overall GRAND TOTAL		Distribution of Caseload			Change*		Percentage (%) of Caseload		
13,498 +1,210 9.8% 	2024	Adult	8,326	62%	10.4% ▲	+786	Adult	61.4%	61.7%
	2023	Juvenile	5,172	38%	8.9% ▲	+424	Juvenile	38.6%	38.3%
		GRAND TOTAL	13,498	100%	9.8% ▲	+1,210	GRAND TOTAL	100%	100%

Filings by Division & Code

Division	Case Type Description	Code	Summary	Change	% Change	Absolute Change	
Adult	Misdemeanor	CM	2,216	▲	+4.4%	+93	
	Other	OT	1,523	▼	+0.9%	+14	
	Show Cause	SC	1,333	▲	+32.9%	+330	
	Civil Support	VS	1,230	▲	+18.3%	+190	
	Felony	CF	827	▲	+27.2%	+177	
	Family Abuse - Protective Order	FP	550	▲	+4.8%	+25	
	Capias	CA	547	▼	-6.5%	-38	
	Non-Family Abuse Protective Order	AP	29	▲	+11.5%	+3	
	Violation of Protective Order	PV	27	▼	-6.9%	-2	
	Motion - Protective Order	MP	21	▼	-12.5%	-3	
	Remand Support	RS	18	▼	-10.0%	-2	
	Protective Order	PC	2	▲	-	+2	
	Restricted License for Non-Support	SL	2	▼	-33.3%	-1	
	Bond Forfeiture	BF	1	▼	-66.7%	-2	
Total			8,326	▲	10.4%	+786	
Juvenile	Custody Visitation	CV	2,686	▼	-1.0%	-28	
	Misdemeanor	DM	744	▲	+45.0%	+231	
	Felony	DF	265	▲	+5.6%	+14	
	Civil Violation	CI	211	▲	+39.7%	+60	
	Mental Commitment	MC	160	▲	+12.7%	+18	
	Truancy	TR	155	▼	-15.8%	-29	
	Status	ST	148	▲	+62.6%	+57	
	Traffic	T	101	▲	+11.0%	+10	
	Non-Family Abuse Protective Order	AP	88	▲	+83.3%	+40	
	Abuse and Neglect	AN	83	▲	+22.1%	+15	
	Foster Care Review	FC	80	▲	+21.2%	+14	
	Paternity	PT	78	▼	-6.0%	-5	
	Permanency Planning	PH	72	▲	+28.6%	+16	
	Child In Need of Services	CS	58	▲	+26.1%	+12	
	Initial Foster Care	IF	56	▲	+64.7%	+22	
	Show Cause	SC	53	▲	+12.8%	+6	
	Terminate Parental Rights	TP	36	▲	+5.9%	+2	
	Remand Custody	RC	32	▼	-17.9%	-7	
	Other	OT	18	▲	-33.3%	-9	
	Special Immigrant Juvenile Status	SI	18	▲	+260.0%	+13	
	Voluntary Continuing Services and Support Agree	VA	11	▲	+83.3%	+5	
	Temporary Detention Order	TD	5	▼	-84.4%	-27	
	Entrustment	ET	4	▲	-	+4	
	Family Abuse - Protective Order	FP	4	↔	-	-	
	Capias	CA	2	▲	-	+2	
	Emergency Custody Order	EC	2	▼	-87.5%	-14	
	Motion - Protective Order	MP	1	▲	-	+1	
	Remand Visitation	RV	1	▲	-	+1	
	Total			5,172	▲	8.9%	+424
	GRAND TOTAL			13,498	▲	9.8%	+1,210

* Compared to same time period as previous year

** Case Type Categories are defined in the 2017 Virginia Judicial Workload Assessment

The data reported reflect the case management system. The case types reported may not necessitate judicial involvement.


Filings by Major Case Category**

Category	Summary	Change	% Change	Absolute Change
Adult Criminal	4,579	▲	+10.8%	+448
Child Dependency	342	▲	+29.5%	+78
Child in Need of Services/Supervision	213	▲	-7.4%	-17
Custody and Visitation	2,764	▼	-1.2%	-33
Delinquency	1,064	▲	+31.2%	+253
Juvenile Miscellaneous	150	▲	+64.8%	+59
New to Workload Study	229	▲	+46.8%	+73
Other	1,757	▲	-1.6%	-28
Protective Orders	693	▲	+10.5%	+66
Support	1,606	▼	+23.1%	+301
Traffic	101	▲	+11.0%	+10
GRAND TOTAL	13,498	▲	9.8%	+1,210

* Compared to same time period as previous year

** Case Type Categories are defined in the 2017 Virginia Judicial Workload Assessment

The data reported reflect the case management system. The case types reported may not necessitate judicial involvement.

2024 Overall GRAND TOTAL		Distribution of Caseload			Change*		Percentage (%) of Caseload		
9,708 -108 -1.1% 		Adult	5,302	55%	1.1% ▲	+60	Adult	53.4%	54.6%
		Juvenile	4,406	45%	-3.7% ▼	-168	Juvenile	46.6%	45.4%
		GRAND TOTAL	9,708	100%	-1.1% ▼	-108	GRAND TOTAL	100%	100%

Filings by Division & Code

Division	Case Type Description	Code	Summary	Change	% Change	Absolute Change	
Adult	Show Cause	SC	1,170	▲	+11.1%	+117	
	Misdemeanor	CM	1,155	▲	+14.5%	+146	
	Other	OT	987	▼	-7.1%	-75	
	Civil Support	VS	769	▼	-4.2%	-34	
	Family Abuse - Protective Order	FP	403	▼	-1.0%	-4	
	Capias	CA	373	▼	-16.6%	-74	
	Felony	CF	286	▼	-15.4%	-52	
	Remand Support	RS	94	▲	+51.6%	+32	
	Non-Family Abuse Protective Order	AP	20	▲	+53.8%	+7	
	Violation of Protective Order	PV	20	▼	-16.7%	-4	
	Motion - Protective Order	MP	18	↔		-	
	Restricted License for Non-Support	SL	5	▲	+25.0%	+1	
	Bond Forfeiture	BF	1	↔		-	
	Criminal Support	CS	1	▲	-	+1	
	Return of Desposit (Bondsman)	RD	0	▼	-100.0%	-1	
	Total		5,302	▲	1.1%	+60	
Juvenile	Custody Visitation	CV	2,502	▼	-10.4%	-289	
	Misdemeanor	DM	466	▼	-3.7%	-18	
	Felony	DF	229	▲	+18.0%	+35	
	Truancy	TR	137	▲	+12.3%	+15	
	Status	ST	129	▼	-22.3%	-37	
	Remand Visitation	RV	124	▲	+57.0%	+45	
	Remand Custody	RC	122	▲	+50.6%	+41	
	Paternity	PT	109	▼	-4.4%	-5	
	Traffic	T	80	▲	+31.1%	+19	
	Permanency Planning	PH	66	▲	+6.5%	+4	
	Foster Care Review	FC	61	▲	+48.8%	+20	
	Temporary Detention Order	TD	60	▼	-24.1%	-19	
	Abuse and Neglect	AN	55	▼	-30.4%	-24	
	Terminate Parental Rights	TP	47	▲	+135.0%	+27	
	Show Cause	SC	36	▼	-2.7%	-1	
	Non-Family Abuse Protective Order	AP	33	▲	+3.1%	+1	
	Emergency Custody Order	EC	29	▲	+123.1%	+16	
	Voluntary Continuing Services and Support Agreen	VA	29	▲	+93.3%	+14	
	Initial Foster Care	IF	27	▼	-42.6%	-20	
	Family Abuse - Protective Order	FP	17	▲	+183.3%	+11	
	Other	OT	14	▲	+180.0%	+9	
	Capias	CA	6	▼	-33.3%	-3	
	Child In Need of Services	CS	6	▼	-14.3%	-1	
	Civil Violation	CI	6	▼	-68.4%	-13	
	Entrustment	ET	6	▲	+50.0%	+2	
	Relief of Custody	CR	4	↔		-	
	Special Immigrant Juvenile Status	SI	3	▲	+200.0%	+2	
	Mental Commitment	MC	2	▲	+100.0%	+1	
	Juvenile Support	JS	1	▲	-	+1	
	Emancipation	EP	0	▼	-100.0%	-1	
		Total		4,406	▼	-3.7%	-168
		GRAND TOTAL		9,708	▼	-1.1%	-108

* Compared to same time period as previous year

** Case Type Categories are defined in the 2017 Virginia Judicial Workload Assessment

The data reported reflect the case management system. The case types reported may not necessitate judicial involvement.

Filings by Major Case Category**

Category	Summary	Change	% Change	Absolute Change
Adult Criminal	2,676	▼	+2.1%	+54
Child Dependency	295	▲	+8.5%	+23
Child in Need of Services/Supervision	143	▼	+5.1%	+7
Custody and Visitation	2,611	▼	-10.1%	-294
Delinquency	737	▲	+2.8%	+20
Juvenile Miscellaneous	129	▼	-22.8%	-38
New to Workload Study	9	▲	-55.0%	-11
Other	1,432	▲	+3.5%	+49
Protective Orders	491	▲	+3.2%	+15
Support	1,105	▲	+4.5%	+48
Traffic	80	▲	+31.1%	+19
GRAND TOTAL	9,708	▼	-1.1%	-108

* Compared to same time period as previous year

** Case Type Categories are defined in the 2017 Virginia Judicial Workload Assessment

The data reported reflect the case management system. The case types reported may not necessitate judicial involvement.

2024 Overall GRAND TOTAL		Distribution of Caseload		Change*		Percentage (%) of Caseload			
261 +25 10.6% 	Adult	146	56%	8.1%	▲	+11	Adult	57.2%	55.9%
	Juvenile	115	44%	13.9%	▲	+14	Juvenile	42.8%	44.1%
GRAND TOTAL		261	100%	10.6%	▲	+25	GRAND TOTAL	100%	100%

Filings by Division & Code

Division	Case Type Description	Code	Summary	Change	% Change	Absolute Change
Adult	Civil Support	VS	31	▲	+19.2%	+5
	Other	OT	29	▲	+26.1%	+6
	Show Cause	SC	27	▲	+50.0%	+9
	Misdemeanor	CM	20	▼	-23.1%	-6
	Family Abuse - Protective Order	FP	16	▼	-5.9%	-1
	Capias	CA	8	▼	-20.0%	-2
	Felony	CF	8	▼	-27.3%	-3
	Violation of Protective Order	PV	4	▲	+300.0%	+3
	Bond Forfeiture	BF	1	▼	-50.0%	-1
	Motion - Protective Order	MP	1	▲	-	+1
	Remand Support	RS	1	↔	-	-
Total			146	▲	8.1%	+11
Juvenile	Custody Visitation	CV	82	↔	-	-
	Abuse and Neglect	AN	12	▲	-	+12
	Misdemeanor	DM	9	▲	+200.0%	+6
	Motion - Protective Order	MP	4	▲	-	+4
	Traffic	T	4	▲	+300.0%	+3
	Paternity	PT	2	▲	-	+2
	Child In Need of Services	CS	1	↔	-	-
	Truancy	TR	1	↔	-	-
	Child at Risk	RI	0	▼	-100.0%	-1
	Felony	DF	0	▼	-100.0%	-1
	Foster Care Review	FC	0	▼	-100.0%	-1
	Non-Family Abuse Protective Order	AP	0	▼	-100.0%	-2
	Remand Custody	RC	0	▼	-100.0%	-3
	Remand Visitation	RV	0	▼	-100.0%	-3
	Temporary Detention Order	TD	0	▼	-100.0%	-2
	Total			115	▲	13.9%
GRAND TOTAL			261	▲	10.6%	+25

Filings by Major Case Category**

Category	Summary	Change	% Change	Absolute Change	
Adult Criminal	56	▲	-9.7%	-6	
Child Dependency	12	▲	+500.0%	+10	
Child in Need of Services/Supervision	2	↔	-	0	
Custody and Visitation	84	▲	+2.4%	+2	
Delinquency	9	▲	+125.0%	+5	
Other	30	▲	-6.3%	-2	
Protective Orders	21	▲	+10.5%	+2	
Support	43	▲	+34.4%	+11	
Traffic	4	▲	+300.0%	+3	
GRAND TOTAL		261	▲	10.6%	+25

* Compared to same time period as previous year

** Case Type Categories are defined in the 2017 Virginia Judicial Workload Assessment

The data reported reflect the case management system. The case types reported may not necessitate judicial involvement.

2024 Overall GRAND TOTAL		Distribution of Caseload			Change*		Percentage (%) of Caseload		
1,991	-35 -1.7%	Adult	1,099	55%	-2.0% ▼	-23	Adult	55.4%	55.2%
2024		Juvenile	892	45%	-1.3% ▼	-12	Juvenile	44.6%	44.8%
2023		GRAND TOTAL	1,991	100%	-1.7% ▼	-35	GRAND TOTAL	100%	100%

Filings by Division & Code

Division	Case Type Description	Code	Summary	Change	% Change	Absolute Change
Adult	Misdemeanor	CM	253	▼	-3.8%	-10
	Show Cause	SC	239	▲	+49.4%	+79
	Other	OT	199	▲	-9.5%	-21
	Civil Support	VS	154	▼	-21.4%	-42
	Family Abuse - Protective Order	FP	85	▼	-24.8%	-28
	Felony	CF	52	▼	-5.5%	-3
	Capias	CA	34	▼	-44.3%	-27
	Remand Support	RS	29	▲	+163.6%	+18
	Motion - Protective Order	MP	24	▲	+20.0%	+4
	Violation of Protective Order	PV	22	▲	+100.0%	+11
	Non-Family Abuse Protective Order	AP	7	▲	+75.0%	+3
	Restricted License for Non-Support	SL	1	▼	-80.0%	-4
	Bond Forfeiture	BF	0	▼	-100.0%	-1
	Protective Order	PC	0	▼	-100.0%	-1
	Violation Family Abuse Protective Order	PS	0	▼	-100.0%	-1
	Total		1,099	▼	-2.0%	-23
Juvenile	Custody Visitation	CV	576	↔		-
	Misdemeanor	DM	50	▼	-50.5%	-51
	Remand Custody	RC	46	▲	+170.6%	+29
	Remand Visitation	RV	45	▲	+136.8%	+26
	Traffic	T	35	▼	-7.9%	-3
	Status	ST	33	▼	+26.9%	+7
	Foster Care Review	FC	13	▲	+30.0%	+3
	Motion - Protective Order	MP	13	▲	+18.2%	+2
	Temporary Detention Order	TD	10	▲	+11.1%	+1
	Other	OT	9	▲	+800.0%	+8
	Permanency Planning	PH	9	↔		-
	Paternity	PT	8	↔		-
	Child In Need of Services	CS	7	▼	-12.5%	-1
	Felony	DF	7	▼	-68.2%	-15
	Non-Family Abuse Protective Order	AP	7	▼	-22.2%	-2
	Initial Foster Care	IF	5	▼	-28.6%	-2
	Abuse and Neglect	AN	4	▼	-60.0%	-6
	Show Cause	SC	3	▼	-70.0%	-7
	Truancy	TR	3	↔		-
	Entrustment	ET	2	▲	-	+2
	Terminate Parental Rights	TP	2	▼	-71.4%	-5
	Civil Violation	CI	1	↔		-
	Emancipation	EP	1	▲	-	+1
	Emergency Custody Order	EC	1	↔		-
	Relief of Custody	CR	1	▲	-	+1
	Voluntary Continuing Services and Support Agree	VA	1	↔		-
		Total		892	▼	-1.3%
GRAND TOTAL			1,991	▼	-1.7%	-35

* Compared to same time period as previous year

** Case Type Categories are defined in the 2017 Virginia Judicial Workload Assessment

The data reported reflect the case management system. The case types reported may not necessitate judicial involvement.

Filings by Major Case Category**

Category	Summary	Change	% Change	Absolute Change
Adult Criminal	544	▼	+3.0%	+16
Child Dependency	37	▲	-15.9%	-7
Child in Need of Services/Supervision	10	▼	-9.1%	-1
Custody and Visitation	584	↔		0
Delinquency	60	▼	-54.9%	-73
Juvenile Miscellaneous	34	▲	+30.8%	+8
New to Workload Study	1	↔		0
Other	339	▲	+21.9%	+61
Protective Orders	136	▲	-13.4%	-21
Support	211	▲	-6.6%	-15
Traffic	35	▼	-7.9%	-3
GRAND TOTAL	1,991	▼	-1.7%	-35

* Compared to same time period as previous year

** Case Type Categories are defined in the 2017 Virginia Judicial Workload Assessment

The data reported reflect the case management system. The case types reported may not necessitate judicial involvement.

2024 Overall GRAND TOTAL		Distribution of Caseload		Change*		Percentage (%) of Caseload			
414	-45 -9.8%	Adult	209 50%	-11.4%	▼	-27	Adult	51.4%	50.5%
2024		Juvenile	205 50%	-8.1%	▼	-18	Juvenile	48.6%	49.5%
2023		GRAND TOTAL	414 100%	-9.8%	▼	-45	GRAND TOTAL	100%	100%

Filings by Division & Code

Division	Case Type Description	Code	Summary	Change	% Change	Absolute Change
Adult	Misdemeanor	CM	50	▼	-26.5%	-18
	Other	OT	46	▼	-30.3%	-20
	Civil Support	VS	32	▼	-15.8%	-6
	Show Cause	SC	30	▲	+130.8%	+17
	Family Abuse - Protective Order	FP	22	▼	-12.0%	-3
	Capias	CA	11	▲	+1,000.0%	+10
	Felony	CF	8	▼	-33.3%	-4
	Motion - Protective Order	MP	4	↔		-
	Violation of Protective Order	PV	3	▼	-50.0%	-3
	Restricted License for Non-Support	SL	2	▲	-	+2
	Non-Family Abuse Protective Order	AP	1	▼	-66.7%	-2
	Total		209	▼	-11.4%	-27
Juvenile	Custody Visitation	CV	109	▼	-22.1%	-31
	Misdemeanor	DM	20	▼	-23.1%	-6
	Traffic	T	16	▼	-38.5%	-10
	Foster Care Review	FC	14	▲	+366.7%	+11
	Non-Family Abuse Protective Order	AP	9	▲	+350.0%	+7
	Permanency Planning	PH	7	▲	-	+7
	Paternity	PT	6	▲	+50.0%	+2
	Abuse and Neglect	AN	5	▼	-44.4%	-4
	Initial Foster Care	IF	4	▲	+300.0%	+3
	Other	OT	3	▲	-	+3
	Show Cause	SC	3	▼	-25.0%	-1
	Truancy	TR	3	▲	+50.0%	+1
	Terminate Parental Rights	TP	2	▲	-	+2
	Capias	CA	1	▲	-	+1
	Felony	DF	1	↔		-
	Special Immigrant Juvenile Status	SI	1	▲	-	+1
	Status	ST	1	▲	-	+1
	Child In Need of Services	CS	0	▼	-100.0%	-1
	Entrustment	ET	0	▼	-100.0%	-2
	Temporary Detention Order	TD	0	▼	-100.0%	-1
Voluntary Continuing Services and Support Agreem	VA	0	▼	-100.0%	-1	
	Total		205	▼	-8.1%	-18
	GRAND TOTAL		414	▼	-9.8%	-45

Filings by Major Case Category**

Category	Summary	Change	% Change	Absolute Change
Adult Criminal	88	▲	-7.4%	-7
Child Dependency	32	▲	+100.0%	+16
Child in Need of Services/Supervision	3	▼		0
Custody and Visitation	115	▲	-20.1%	-29
Delinquency	25	▲	-19.4%	-6
Juvenile Miscellaneous	1	▲	-	+1
New to Workload Study	1	▲	-	+1
Other	49	▲	-26.9%	-18

* Compared to same time period as previous year

** Case Type Categories are defined in the 2017 Virginia Judicial Workload Assessment

The data reported reflect the case management system. The case types reported may not necessitate judicial involvement.

Protective Orders	36	▲	+5.9%	+2
Support	48	▲	+11.6%	+5
Traffic	16	▼	-38.5%	-10
GRAND TOTAL	414	▼	-9.8%	-45

* Compared to same time period as previous year

** Case Type Categories are defined in the 2017 Virginia Judicial Workload Assessment

The data reported reflect the case management system. The case types reported may not necessitate judicial involvement.

2024 Overall GRAND TOTAL		Distribution of Caseload		Change*		Percentage (%) of Caseload			
1,052	+16 1.5%	Adult	650	62%	25.7% ▲	+133	Adult	49.9%	61.8%
2024		Juvenile	402	38%	-22.5% ▼	-117	Juvenile	50.1%	38.2%
		GRAND TOTAL	1,052	100%	1.5% ▲	+16	GRAND TOTAL	100%	100%

Filings by Division & Code

Division	Case Type Description	Code	Summary	Change	% Change	Absolute Change	
Adult	Other	OT	141	▲	+42.4%	+42	
	Misdemeanor	CM	134	▲	+7.2%	+9	
	Show Cause	SC	116	▲	+50.6%	+39	
	Civil Support	VS	109	▲	+11.2%	+11	
	Family Abuse - Protective Order	FP	65	▲	+30.0%	+15	
	Felony	CF	33	▲	+17.9%	+5	
	Capias	CA	29	▲	+123.1%	+16	
	Motion - Protective Order	MP	9	▼	-10.0%	-1	
	Remand Support	RS	5	▲	+66.7%	+2	
	Violation of Protective Order	PV	5	↔		-	
	Criminal Support	CS	2	▲	-	+2	
	Non-Family Abuse Protective Order	AP	2	▼	-71.4%	-5	
	Protective Order	PC	0	▼	-100.0%	-1	
	Restricted License for Non-Support	SL	0	▼	-100.0%	-1	
	Total		650	▲	25.7%	+133	
Juvenile	Custody Visitation	CV	282	▼	-21.0%	-75	
	Traffic	T	33	▼	-10.8%	-4	
	Misdemeanor	DM	31	▼	-52.3%	-34	
	Show Cause	SC	8	▲	+60.0%	+3	
	Truancy	TR	8	▲	+60.0%	+3	
	Paternity	PT	7	↔		-	
	Non-Family Abuse Protective Order	AP	5	▲	+150.0%	+3	
	Remand Custody	RC	5	▲	+66.7%	+2	
	Remand Visitation	RV	5	▲	-	+5	
	Foster Care Review	FC	4	▼	-20.0%	-1	
	Status	ST	4	▲	-	+4	
	Child In Need of Services	CS	3	▼	-25.0%	-1	
	Abuse and Neglect	AN	1	▼	-50.0%	-1	
	Emergency Custody Order	EC	1	▲	-	+1	
	Felony	DF	1	▼	-91.7%	-11	
	Other	OT	1	▲	-	+1	
	Permanency Planning	PH	1	▼	-66.7%	-2	
	Temporary Detention Order	TD	1	▲	-	+1	
	Violation of Protective Order	PV	1	▲	-	+1	
	Capias	CA	0	▼	-100.0%	-1	
	Civil Violation	CI	0	▼	-100.0%	-1	
	Family Abuse - Protective Order	FP	0	▼	-100.0%	-2	
	Initial Foster Care	IF	0	▼	-100.0%	-1	
	Qualified Residential Treatment	QR	0	▼	-100.0%	-1	
	Terminate Parental Rights	TP	0	▼	-100.0%	-6	
		Total		402	▼	-22.5%	-117
		GRAND TOTAL		1,052	▲	1.5%	+16

Filings by Major Case Category**

Category	Summary	Change	% Change	Absolute Change
Adult Criminal	251	▲	+9.6%	+22
Child Dependency	6	▼	-66.7%	-12

* Compared to same time period as previous year ** Case Type Categories are defined in the 2017 Virginia Judicial Workload Assessment

The data reported reflect the case management system. The case types reported may not necessitate judicial involvement.

Child in Need of Services/Supervision	11	▲	+22.2%	+2
Custody and Visitation	289	▼	-20.6%	-75
Delinquency	41	▲	-50.6%	-42
Juvenile Miscellaneous	4	▲	-	+4
New to Workload Study	0	▼	-100.0%	-1
Other	159	▲	+51.4%	+54
Protective Orders	81	▼	+14.1%	+10
Support	177	▲	+48.7%	+58
Traffic	33	▼	-10.8%	-4
GRAND TOTAL	1,052	▲	1.5%	+16

* Compared to same time period as previous year

** Case Type Categories are defined in the 2017 Virginia Judicial Workload Assessment

The data reported reflect the case management system. The case types reported may not necessitate judicial involvement.

2024 Overall GRAND TOTAL		Distribution of Caseload		Change*		Percentage (%) of Caseload		
379	-32 -7.8%	Adult	183 48%	10.9% ▲	+18	Adult	40.1%	48.3%
2024		Juvenile	196 52%	-20.3% ▼	-50	Juvenile	59.9%	51.7%
2023		GRAND TOTAL	379 100%	-7.8% ▼	-32	GRAND TOTAL	100%	100%

Filings by Division & Code

Division	Case Type Description	Code	Summary	Change	% Change	Absolute Change
Adult	Misdemeanor	CM	46	▲	+70.4%	+19
	Show Cause	SC	37	▲	+32.1%	+9
	Other	OT	31	▲	+6.9%	+2
	Civil Support	VS	23	▼	-51.1%	-24
	Family Abuse - Protective Order	FP	16	▲	+33.3%	+4
	Capias	CA	11	↔		-
	Violation of Protective Order	PV	10	▲	-	+10
	Felony	CF	6	▼	-25.0%	-2
	Motion - Protective Order	MP	2	▲	+100.0%	+1
	Non-Family Abuse Protective Order	AP	1	↔		-
	Remand Support	RS	0	▼	-100.0%	-1
	Total		183	▲	10.9%	+18
Juvenile	Custody Visitation	CV	115	▼	-12.2%	-16
	Abuse and Neglect	AN	14	▼	-30.0%	-6
	Status	ST	13	▲	+116.7%	+7
	Traffic	T	13	↔		-
	Misdemeanor	DM	10	▼	-58.3%	-14
	Permanency Planning	PH	7	▲	+600.0%	+6
	Initial Foster Care	IF	6	▼	-25.0%	-2
	Felony	DF	5	▼	-28.6%	-2
	Terminate Parental Rights	TP	4	▲	-	+4
	Show Cause	SC	2	▼	-71.4%	-5
	Capias	CA	1	▲	-	+1
	Child In Need of Services	CS	1	▼	-75.0%	-3
	Emancipation	EP	1	▲	-	+1
	Entrustment	ET	1	↔		-
	Foster Care Review	FC	1	▼	-80.0%	-4
	Other	OT	1	▲	-	+1
	Paternity	PT	1	▼	-50.0%	-1
	Civil Violation	CI	0	▼	-100.0%	-1
	Emergency Custody Order	EC	0	▼	-100.0%	-1
	Motion - Protective Order	MP	0	▼	-100.0%	-2
	Remand Custody	RC	0	▼	-100.0%	-2
	Remand Visitation	RV	0	▼	-100.0%	-2
	Temporary Detention Order	TD	0	▼	-100.0%	-1
	Truancy	TR	0	▼	-100.0%	-7
	Voluntary Continuing Services and Support Agree	VA	0	▼	-100.0%	-1
	Total		196	▼	-20.3%	-50
GRAND TOTAL			379	▼	-7.8%	-32

Filings by Major Case Category**

Category	Summary	Change	% Change	Absolute Change
Adult Criminal	102	▲	+54.5%	+36
Child Dependency	33	▲	-8.3%	-3
Child in Need of Services/Supervision	1	▼	-90.9%	-10
Custody and Visitation	116	▼	-12.8%	-17
Delinquency	18	▲	-52.6%	-20

* Compared to same time period as previous year ** Case Type Categories are defined in the 2017 Virginia Judicial Workload Assessment

The data reported reflect the case management system. The case types reported may not necessitate judicial involvement.

CPSS - JCMS CASELOAD STATISTICS OF THE JUVENILE & DOMESTIC RELATIONS DISTRICT COURTS
 January 2024 thru November 2024 Filings (Compared to January 2023 thru November 2023)

Juvenile Miscellaneous	14	▲	+133.3%	+8
New to Workload Study	0	▼	-100.0%	-1
Other	32	▲	-11.1%	-4
Protective Orders	19	▲	+18.8%	+3
Support	31	▼	-43.6%	-24
Traffic	13	↔		0
GRAND TOTAL	379	▼	-7.8%	-32

* Compared to same time period as previous year

** Case Type Categories are defined in the 2017 Virginia Judicial Workload Assessment

The data reported reflect the case management system. The case types reported may not necessitate judicial involvement.

2024 Overall GRAND TOTAL		Distribution of Caseload		Change*		Percentage (%) of Caseload			
566	-51 -8.3%	Adult	299	53%	-2.0% ▼	-6	Adult	49.4%	52.8%
2024		Juvenile	267	47%	-14.4% ▼	-45	Juvenile	50.6%	47.2%
2023		GRAND TOTAL	566	100%	-8.3% ▼	-51	GRAND TOTAL	100%	100%

Filings by Division & Code

Division	Case Type Description	Code	Summary	Change	% Change	Absolute Change
Adult	Misdemeanor	CM	75	▲	+29.3%	+17
	Show Cause	SC	58	▲	-7.9%	-5
	Other	OT	56	▲	-6.7%	-4
	Civil Support	VS	33	▼	-21.4%	-9
	Family Abuse - Protective Order	FP	21	▼	-16.0%	-4
	Felony	CF	17	▼	-19.0%	-4
	Violation of Protective Order	PV	14	▲	+133.3%	+8
	Capias	CA	10	▼	-50.0%	-10
	Motion - Protective Order	MP	9	▲	+80.0%	+4
	Non-Family Abuse Protective Order	AP	4	▲	-	+4
	Remand Support	RS	2	▼	-33.3%	-1
	Restricted License for Non-Support	SL	0	▼	-100.0%	-1
	Temporary Detention Order	TD	0	▼	-100.0%	-1
		Total		299	▼	-2.0%
Juvenile	Custody Visitation	CV	159	▼	-16.8%	-32
	Status	ST	18	▲	+100.0%	+9
	Misdemeanor	DM	16	▼	-55.6%	-20
	Traffic	T	14	▼	-22.2%	-4
	Initial Foster Care	IF	8	▲	+300.0%	+6
	Felony	DF	6	↔	-	-
	Abuse and Neglect	AN	5	▼	-50.0%	-5
	Relief of Custody	CR	5	▲	-	+5
	Truancy	TR	5	▲	+66.7%	+2
	Child In Need of Services	CS	4	↔	-	-
	Foster Care Review	FC	4	▲	-	+4
	Permanency Planning	PH	4	▲	-	+4
	Show Cause	SC	4	▼	-66.7%	-8
	Non-Family Abuse Protective Order	AP	3	▲	-	+3
	Remand Visitation	RV	3	▲	+200.0%	+2
	Other	OT	2	▲	-	+2
	Paternity	PT	2	▼	-33.3%	-1
	Remand Custody	RC	2	▲	+100.0%	+1
	Terminate Parental Rights	TP	2	▲	-	+2
	Temporary Detention Order	TD	1	▼	-75.0%	-3
	Child at Risk	RI	0	▼	-100.0%	-1
	Civil Violation	CI	0	▼	-100.0%	-5
	Motion - Protective Order	MP	0	▼	-100.0%	-6
		Total		267	▼	-14.4%
GRAND TOTAL			566	▼	-8.3%	-51

Filings by Major Case Category**

Category	Summary	Change	% Change	Absolute Change
Adult Criminal	158	▲	+0.6%	+1
Child Dependency	28	▲	+115.4%	+15
Child in Need of Services/Supervision	9	▲	+28.6%	+2
Custody and Visitation	161	▼	-17.0%	-33
Delinquency	26	▼	-51.9%	-28

* Compared to same time period as previous year ** Case Type Categories are defined in the 2017 Virginia Judicial Workload Assessment

The data reported reflect the case management system. The case types reported may not necessitate judicial involvement.

CPSS - JCMS CASELOAD STATISTICS OF THE JUVENILE & DOMESTIC RELATIONS DISTRICT COURTS
 January 2024 thru November 2024 Filings (Compared to January 2023 thru November 2023)

Middlesex

District: 9 FIPS: 119

Juvenile Miscellaneous	18	▲	+100.0%	+9
New to Workload Study	0	▼	-100.0%	-5
Other	66	▲	-5.7%	-4
Protective Orders	37	▲	+2.8%	+1
Support	49	▼	-9.3%	-5
Traffic	14	▼	-22.2%	-4
GRAND TOTAL	566	▼	-8.3%	-51

* Compared to same time period as previous year

** Case Type Categories are defined in the 2017 Virginia Judicial Workload Assessment

The data reported reflect the case management system. The case types reported may not necessitate judicial involvement.

2024 Overall GRAND TOTAL		Distribution of Caseload			Change*		Percentage (%) of Caseload		
1,038 2024 2023	-96	Adult	558	54%	8.8% ▲	+45	Adult	45.2%	53.8%
	-8.5%	Juvenile	480	46%	-22.7% ▼	-141	Juvenile	54.8%	46.2%
		GRAND TOTAL	1,038	100%	-8.5% ▼	-96	GRAND TOTAL	100%	100%

Filings by Division & Code

Division	Case Type Description	Code	Summary	Change	% Change	Absolute Change	
Adult	Misdemeanor	CM	127	▼	-6.6%	-9	
	Civil Support	VS	95	▼	-21.5%	-26	
	Show Cause	SC	91	▲	+122.0%	+50	
	Felony	CF	78	▲	+50.0%	+26	
	Other	OT	67	▲	-2.9%	-2	
	Family Abuse - Protective Order	FP	55	▲	+17.0%	+8	
	Capias	CA	32	▲	+45.5%	+10	
	Remand Support	RS	4	▼	-20.0%	-1	
	Violation of Protective Order	PV	4	▼	-20.0%	-1	
	Motion - Protective Order	MP	2	▼	-84.6%	-11	
	Non-Family Abuse Protective Order	AP	2	▲	-	+2	
	Restricted License for Non-Support	SL	1	▲	-	+1	
	Criminal Support	CS	0	▼	-100.0%	-1	
	Violation Family Abuse Protective Order	PS	0	▼	-100.0%	-1	
	Total		558	▲	8.8%	+45	
Juvenile	Custody Visitation	CV	309	▼	-19.9%	-77	
	Misdemeanor	DM	49	▼	-39.5%	-32	
	Traffic	T	30	▼	-45.5%	-25	
	Felony	DF	22	▼	-12.0%	-3	
	Paternity	PT	10	▲	+42.9%	+3	
	Permanency Planning	PH	6	▲	+50.0%	+2	
	Show Cause	SC	6	▼	-14.3%	-1	
	Status	ST	6	▼	-40.0%	-4	
	Terminate Parental Rights	TP	6	▲	+500.0%	+5	
	Temporary Detention Order	TD	5	▲	+400.0%	+4	
	Remand Custody	RC	4	▼	-42.9%	-3	
	Remand Visitation	RV	4	▼	-42.9%	-3	
	Abuse and Neglect	AN	3	▼	-25.0%	-1	
	Child In Need of Services	CS	3	▲	+50.0%	+1	
	Mental Commitment	MC	3	▲	+50.0%	+1	
	Foster Care Review	FC	2	▼	-33.3%	-1	
	Initial Foster Care	IF	2	▲	+100.0%	+1	
	Non-Family Abuse Protective Order	AP	2	▼	-80.0%	-8	
	Relief of Custody	CR	2	▲	-	+2	
	Emergency Custody Order	EC	1	▲	-	+1	
	Entrustment	ET	1	↔	-	-	
	Motion - Protective Order	MP	1	↔	-	-	
	Other	OT	1	▼	-66.7%	-2	
	Truancy	TR	1	▲	-	+1	
	Voluntary Continuing Services and Support Agreen	VA	1	▼	-50.0%	-1	
	Family Abuse - Protective Order	FP	0	▼	-100.0%	-1	
		Total		480	▼	-22.7%	-141
	GRAND TOTAL			1,038	▼	-8.5%	-96

* Compared to same time period as previous year

** Case Type Categories are defined in the 2017 Virginia Judicial Workload Assessment

The data reported reflect the case management system. The case types reported may not necessitate judicial involvement.

Filings by Major Case Category**

Category	Summary	Change	% Change	Absolute Change
Adult Criminal	271	▲	+20.4%	+46
Child Dependency	23	▲	+43.8%	+7
Child in Need of Services/Supervision	4	▲	+100.0%	+2
Custody and Visitation	319	▲	-18.8%	-74
Delinquency	77	▼	-31.9%	-36
Juvenile Miscellaneous	6	▼	-40.0%	-4
Other	89	▲	-5.3%	-5
Protective Orders	62	▲	-13.9%	-10
Support	157	▲	+1.9%	+3
Traffic	30	▼	-45.5%	-25
GRAND TOTAL	1,038	▼	-8.5%	-96

* Compared to same time period as previous year

** Case Type Categories are defined in the 2017 Virginia Judicial Workload Assessment

The data reported reflect the case management system. The case types reported may not necessitate judicial involvement.

2024 Overall GRAND TOTAL		Distribution of Caseload			Change*		Percentage (%) of Caseload		
3,813	-283 -6.9%	Adult	2,185	57%	4.7% ▲	+99	Adult	50.9%	57.3%
2024		Juvenile	1,628	43%	-19.0% ▼	-382	Juvenile	49.1%	42.7%
2023		GRAND TOTAL	3,813	100%	-6.9% ▼	-283	GRAND TOTAL	100%	100%

Filings by Division & Code

Division	Case Type Description	Code	Summary	Change	% Change	Absolute Change	
Adult	Misdemeanor	CM	496	▲	+14.8%	+64	
	Show Cause	SC	435	▼	-3.3%	-15	
	Other	OT	361	▲	-10.9%	-44	
	Civil Support	VS	249	▼	-18.4%	-56	
	Felony	CF	229	▲	+38.0%	+63	
	Capias	CA	183	▲	+86.7%	+85	
	Family Abuse - Protective Order	FP	108	↔		-	
	Remand Support	RS	61	▼	-19.7%	-15	
	Motion - Protective Order	MP	35	▲	+133.3%	+20	
	Violation of Protective Order	PV	19	▼	-13.6%	-3	
	Non-Family Abuse Protective Order	AP	5	▲	+150.0%	+3	
	Bond Forfeiture	BF	2	▼	-33.3%	-1	
	Restricted License for Non-Support	SL	2	▼	-33.3%	-1	
	Return of Desposit (Bondsman)	RD	0	▼	-100.0%	-1	
	Total		2,185	▲	4.7%	+99	
Juvenile	Custody Visitation	CV	830	▼	-28.4%	-330	
	Misdemeanor	DM	162	▼	-10.5%	-19	
	Remand Custody	RC	98	▼	-2.0%	-2	
	Remand Visitation	RV	96	▼	-8.6%	-9	
	Show Cause	SC	86	▲	+11.7%	+9	
	Traffic	T	64	▲	+88.2%	+30	
	Felony	DF	45	▲	+50.0%	+15	
	Status	ST	39	▼	-26.4%	-14	
	Truancy	TR	33	▼	-25.0%	-11	
	Motion - Protective Order	MP	23	▲	+15.0%	+3	
	Abuse and Neglect	AN	19	▼	-54.8%	-23	
	Permanency Planning	PH	19	▲	+58.3%	+7	
	Terminate Parental Rights	TP	17	▲	+142.9%	+10	
	Special Immigrant Juvenile Status	SI	16	▼	-20.0%	-4	
	Temporary Detention Order	TD	16	▲	+100.0%	+8	
	Paternity	PT	15	▼	-44.4%	-12	
	Other	OT	12	▲	+9.1%	+1	
	Civil Violation	CI	10	▲	+66.7%	+4	
	Foster Care Review	FC	8	▼	-66.7%	-16	
	Initial Foster Care	IF	5	▼	-72.2%	-13	
	Non-Family Abuse Protective Order	AP	5	▼	-54.5%	-6	
	Emergency Custody Order	EC	4	↔		-	
	Capias	CA	2	▼	-66.7%	-4	
	Voluntary Continuing Services and Support Agreem	VA	2	↔		-	
	Family Abuse - Protective Order	FP	1	↔		-	
	Violation of Protective Order	PV	1	▲	-	+1	
	Child In Need of Services	CS	0	▼	-100.0%	-2	
	Entrustment	ET	0	▼	-100.0%	-4	
	Juvenile Support	JS	0	▼	-100.0%	-1	
		Total		1,628	▼	-19.0%	-382
		GRAND TOTAL		3,813	▼	-6.9%	-283

* Compared to same time period as previous year

** Case Type Categories are defined in the 2017 Virginia Judicial Workload Assessment

The data reported reflect the case management system. The case types reported may not necessitate judicial involvement.

Filings by Major Case Category**

Category	Summary	Change	% Change	Absolute Change
Adult Criminal	1,293	▲	+21.2%	+226
Child Dependency	70	▼	-35.8%	-39
Child in Need of Services/Supervision	33	▼	-28.3%	-13
Custody and Visitation	845	▼	-28.8%	-342
Delinquency	296	▲	+0.7%	+2
Juvenile Miscellaneous	39	▼	-26.4%	-14
New to Workload Study	26	▲		0
Other	648	▼	-8.7%	-62
Protective Orders	177	▲	+12.7%	+20
Support	322	▼	-22.0%	-91
Traffic	64	▲	+88.2%	+30
GRAND TOTAL	3,813	▼	-6.9%	-283

* Compared to same time period as previous year

** Case Type Categories are defined in the 2017 Virginia Judicial Workload Assessment

The data reported reflect the case management system. The case types reported may not necessitate judicial involvement.

2024 Overall GRAND TOTAL		Distribution of Caseload		Change*		Percentage (%) of Caseload			
3,783	+531 16.3%	Adult	2,063	55%	18.8% ▲	+327	Adult	53.4%	54.5%
2024		Juvenile	1,720	45%	13.5% ▲	+204	Juvenile	46.6%	45.5%
		GRAND TOTAL	3,783	100%	16.3% ▲	+531	GRAND TOTAL	100%	100%

Filings by Division & Code

Division	Case Type Description	Code	Summary	Change	% Change	Absolute Change
Adult	Misdemeanor	CM	590	▲	+36.3%	+157
	Civil Support	VS	306	▲	+11.7%	+32
	Other	OT	287	▲	-2.0%	-6
	Show Cause	SC	282	▲	+11.0%	+28
	Felony	CF	262	▲	+40.9%	+76
	Family Abuse - Protective Order	FP	135	▼	-12.9%	-20
	Capias	CA	91	▲	+31.9%	+22
	Remand Support	RS	63	▲	+31.3%	+15
	Motion - Protective Order	MP	29	▲	+123.1%	+16
	Non-Family Abuse Protective Order	AP	15	▲	+66.7%	+6
	Restricted License for Non-Support	SL	3	▲	+50.0%	+1
		Total		2,063	▲	18.8%
Juvenile	Custody Visitation	CV	885	▼	-3.4%	-31
	Misdemeanor	DM	254	▲	+19.2%	+41
	Felony	DF	114	▲	+128.0%	+64
	Traffic	T	92	▲	+35.3%	+24
	Remand Custody	RC	85	▲	+37.1%	+23
	Remand Visitation	RV	84	▲	+37.7%	+23
	Abuse and Neglect	AN	34	▲	+325.0%	+26
	Foster Care Review	FC	20	▲	+150.0%	+12
	Other	OT	18	▲	+800.0%	+16
	Non-Family Abuse Protective Order	AP	17	▲	+240.0%	+12
	Show Cause	SC	15	▲	+7.1%	+1
	Permanency Planning	PH	14	▼	-12.5%	-2
	Terminate Parental Rights	TP	14	▲	+133.3%	+8
	Truancy	TR	13	▼	-38.1%	-8
	Status	ST	9	▲	-25.0%	-3
	Temporary Detention Order	TD	9	▲	+125.0%	+5
	Paternity	PT	8	▼	-52.9%	-9
	Capias	CA	6	▲	+500.0%	+5
	Civil Violation	CI	5	▼	-16.7%	-1
	Child In Need of Services	CS	4	▲	+100.0%	+2
	Emergency Custody Order	EC	3	▲	-	+3
	Entrustment	ET	3	▲	-	+3
	Initial Foster Care	IF	3	▼	-50.0%	-3
	Motion - Protective Order	MP	3	▲	+200.0%	+2
	Voluntary Continuing Services and Support Agree	VA	3	▲	-	+3
	Family Abuse - Protective Order	FP	2	▼	-71.4%	-5
	Juvenile Support	JS	1	▲	-	+1
	Mental Commitment	MC	1	↔	-	-
	Qualified Residential Treatment	QR	1	▼	-50.0%	-1
	Child at Risk	RI	0	▼	-100.0%	-4
	Emancipation	EP	0	▼	-100.0%	-2
	Special Immigrant Juvenile Status	SI	0	▼	-100.0%	-1
		Total		1,720	▲	13.5%
	GRAND TOTAL		3,783	▲	16.3%	+531

* Compared to same time period as previous year

** Case Type Categories are defined in the 2017 Virginia Judicial Workload Assessment

The data reported reflect the case management system. The case types reported may not necessitate judicial involvement.

Filings by Major Case Category**

Category	Summary	Change	% Change	Absolute Change
Adult Criminal	1,130	▲	+30.0%	+261
Child Dependency	92	▲	+84.0%	+42
Child in Need of Services/Supervision	18	▲	-21.7%	-5
Custody and Visitation	893	▼	-4.3%	-40
Delinquency	388	▲	+39.6%	+110
Juvenile Miscellaneous	9	▲	-35.7%	-5
New to Workload Study	5	▼	-28.6%	-2
Other	550	▲	+16.8%	+79
Protective Orders	201	▲	+5.8%	+11
Support	405	▲	+16.0%	+56
Traffic	92	▲	+35.3%	+24
GRAND TOTAL	3,783	▲	16.3%	+531

* Compared to same time period as previous year

** Case Type Categories are defined in the 2017 Virginia Judicial Workload Assessment

The data reported reflect the case management system. The case types reported may not necessitate judicial involvement.

2024 Overall GRAND TOTAL		Distribution of Caseload			Change*		Percentage (%) of Caseload		
1,208	-17 -1.4%	Adult	591	49%	5.9% ▲	+33	Adult	45.6%	48.9%
2024		Juvenile	617	51%	-7.5% ▼	-50	Juvenile	54.4%	51.1%
2023		GRAND TOTAL	1,208	100%	-1.4% ▼	-17	GRAND TOTAL	100%	100%

Filings by Division & Code

Division	Case Type Description	Code	Summary	Change	% Change	Absolute Change	
Adult	Misdemeanor	CM	143	▲	+27.7%	+31	
	Other	OT	99	▼	-10.0%	-11	
	Felony	CF	96	▲	+104.3%	+49	
	Civil Support	VS	78	▼	-25.7%	-27	
	Show Cause	SC	71	▲	-5.3%	-4	
	Family Abuse - Protective Order	FP	58	▼	-3.3%	-2	
	Capias	CA	22	▼	-8.3%	-2	
	Motion - Protective Order	MP	12	↔		-	
	Non-Family Abuse Protective Order	AP	6	↔		-	
	Violation of Protective Order	PV	4	▲	+300.0%	+3	
	Remand Support	RS	2	▼	-33.3%	-1	
	Restricted License for Non-Support	SL	0	▼	-100.0%	-2	
	Violation Family Abuse Protective Order	PS	0	▼	-100.0%	-1	
	Total			591	▲	5.9%	+33
Juvenile	Custody Visitation	CV	299	▼	-13.1%	-45	
	Misdemeanor	DM	67	▼	-8.2%	-6	
	Truancy	TR	64	▲	+6.7%	+4	
	Traffic	T	39	▲	+18.2%	+6	
	Status	ST	31	▲	+342.9%	+24	
	Felony	DF	16	▼	-27.3%	-6	
	Permanency Planning	PH	13	▼	-13.3%	-2	
	Foster Care Review	FC	12	▼	-20.0%	-3	
	Initial Foster Care	IF	10	↔		-	
	Remand Custody	RC	9	▼	-18.2%	-2	
	Remand Visitation	RV	9	▼	-10.0%	-1	
	Abuse and Neglect	AN	8	▼	-42.9%	-6	
	Child In Need of Services	CS	8	▼	-20.0%	-2	
	Relief of Custody	CR	7	▲	+133.3%	+4	
	Paternity	PT	6	▲	+50.0%	+2	
	Non-Family Abuse Protective Order	AP	5	▼	-58.3%	-7	
	Other	OT	3	▲	-	+3	
	Temporary Detention Order	TD	3	▼	-40.0%	-2	
	Terminate Parental Rights	TP	3	▼	-57.1%	-4	
	Family Abuse - Protective Order	FP	2	▲	-	+2	
	Voluntary Continuing Services and Support Agreem	VA	2	▼	-50.0%	-2	
	Emergency Custody Order	EC	1	▲	-	+1	
	Entrustment	ET	0	▼	-100.0%	-2	
	Motion - Protective Order	MP	0	▼	-100.0%	-4	
	Show Cause	SC	0	▼	-100.0%	-1	
	Special Immigrant Juvenile Status	SI	0	▼	-100.0%	-1	
	Total			617	▼	-7.5%	-50
	GRAND TOTAL			1,208	▼	-1.4%	-17

Filings by Major Case Category**

Category	Summary	Change	% Change	Absolute Change
Adult Criminal	294	▲	+24.1%	+57
Child Dependency	55	▼	-21.4%	-15

* Compared to same time period as previous year ** Case Type Categories are defined in the 2017 Virginia Judicial Workload Assessment

The data reported reflect the case management system. The case types reported may not necessitate judicial involvement.

Child in Need of Services/Supervision	72	▼	+2.9%	+2
Custody and Visitation	305	▲	-12.4%	-43
Delinquency	83	▼	-13.5%	-13
Juvenile Miscellaneous	31	▲	+342.9%	+24
New to Workload Study	0	▼	-100.0%	-1
Other	126	▲	-9.4%	-13
Protective Orders	83	▲	-11.7%	-11
Support	120	▼	-7.7%	-10
Traffic	39	▲	+18.2%	+6
GRAND TOTAL	1,208	▼	-1.4%	-17

* Compared to same time period as previous year

** Case Type Categories are defined in the 2017 Virginia Judicial Workload Assessment

The data reported reflect the case management system. The case types reported may not necessitate judicial involvement.

2024 Overall GRAND TOTAL		Distribution of Caseload		Change*		Percentage (%) of Caseload		
875	+122 16.2%	Adult	495 57%	21.9% ▲	+89	Adult	53.9%	56.6%
2024		Juvenile	380 43%	9.5% ▲	+33	Juvenile	46.1%	43.4%
2023		GRAND TOTAL	875 100%	16.2% ▲	+122	GRAND TOTAL	100%	100%

Filings by Division & Code

Division	Case Type Description	Code	Summary	Change	% Change	Absolute Change
Adult	Other	OT	109	▲	+45.3%	+34
	Show Cause	SC	107	▲	+57.4%	+39
	Misdemeanor	CM	99	▲	+1.0%	+1
	Civil Support	VS	71	▲	+1.4%	+1
	Family Abuse - Protective Order	FP	48	▲	+33.3%	+12
	Felony	CF	32	▲	+77.8%	+14
	Capias	CA	16	▼	-30.4%	-7
	Motion - Protective Order	MP	6	▲	+100.0%	+3
	Protective Order	PC	2	▼	-80.0%	-8
	Restricted License for Non-Support	SL	2	▲	+100.0%	+1
	Non-Family Abuse Protective Order	AP	1	▼	-75.0%	-3
	Remand Support	RS	1	▲	-	+1
	Violation of Protective Order	PV	1	▲	-	+1
	Total		495	▲	21.9%	+89
Juvenile	Custody Visitation	CV	253	▲	+11.9%	+27
	Traffic	T	34	▲	+88.9%	+16
	Truancy	TR	21	▼	-8.7%	-2
	Misdemeanor	DM	18	▼	-18.2%	-4
	Felony	DF	12	▲	+50.0%	+4
	Foster Care Review	FC	11	▲	+37.5%	+3
	Abuse and Neglect	AN	8	▲	+14.3%	+1
	Paternity	PT	7	▲	+75.0%	+3
	Initial Foster Care	IF	6	▲	+200.0%	+4
	Show Cause	SC	3	▲	-66.7%	-6
	Temporary Detention Order	TD	3	▼	-40.0%	-2
	Other	OT	1	▲	-	+1
	Permanency Planning	PH	1	▼	-66.7%	-2
	Remand Custody	RC	1	▼	-75.0%	-3
	Status	ST	1	▲	-	+1
	Child In Need of Services	CS	0	▼	-100.0%	-1
	Civil Violation	CI	0	▼	-100.0%	-2
	Motion - Protective Order	MP	0	▼	-100.0%	-1
	Non-Family Abuse Protective Order	AP	0	▼	-100.0%	-1
	Relief of Custody	CR	0	▼	-100.0%	-1
Terminate Parental Rights	TP	0	▼	-100.0%	-2	
	Total		380	▲	9.5%	+33
GRAND TOTAL			875	▲	16.2%	+122

Filings by Major Case Category**

Category	Summary	Change	% Change	Absolute Change
Adult Criminal	213	▲	+20.3%	+36
Child Dependency	26	▼	+13.0%	+3
Child in Need of Services/Supervision	22	▼	-33.3%	-11
Custody and Visitation	260	▲	+13.0%	+30
Delinquency	32	▲	+6.7%	+2
Juvenile Miscellaneous	1	▲	-	+1
New to Workload Study	0	▼	-100.0%	-2

* Compared to same time period as previous year ** Case Type Categories are defined in the 2017 Virginia Judicial Workload Assessment

The data reported reflect the case management system. The case types reported may not necessitate judicial involvement.

Other	115	▲	+36.9%	+31
Protective Orders	55	▼	+22.2%	+10
Support	117	▲	+5.4%	+6
Traffic	34	▲	+88.9%	+16
GRAND TOTAL	875	▲	16.2%	+122

* Compared to same time period as previous year

** Case Type Categories are defined in the 2017 Virginia Judicial Workload Assessment

The data reported reflect the case management system. The case types reported may not necessitate judicial involvement.

2024 Overall GRAND TOTAL		Distribution of Caseload			Change*		Percentage (%) of Caseload		
629 +68 12.1% 	Adult	317	50%	-5.9% ▼	-20	Adult	2023: 60.1%	2024: 50.4%	
	Juvenile	312	50%	39.3% ▲	+88	Juvenile	39.9%	49.6%	
GRAND TOTAL		629	100%	12.1% ▲	+68	GRAND TOTAL	100%	100%	

Filings by Division & Code

Division	Case Type Description	Code	Summary	Change	% Change	Absolute Change
Adult	Civil Support	VS	68	▲	+9.7%	+6
	Other	OT	61	▼	-9.0%	-6
	Show Cause	SC	61	▲	+96.8%	+30
	Family Abuse - Protective Order	FP	45	▲	+9.8%	+4
	Misdemeanor	CM	44	▼	-53.7%	-51
	Felony	CF	18	▲	+12.5%	+2
	Capias	CA	8	▼	-27.3%	-3
	Motion - Protective Order	MP	7	↔		-
	Non-Family Abuse Protective Order	AP	2	▼	-71.4%	-5
	Violation Family Abuse Protective Order	PS	2	▲	-	+2
	Violation of Protective Order	PV	1	▲	-	+1
Total			317	▼	-5.9%	-20
Juvenile	Custody Visitation	CV	173	▲	+28.1%	+38
	Misdemeanor	DM	34	▲	+30.8%	+8
	Felony	DF	33	▲	+725.0%	+29
	Traffic	T	11	▲	+10.0%	+1
	Abuse and Neglect	AN	10	▲	+233.3%	+7
	Paternity	PT	7	▲	+250.0%	+5
	Child In Need of Services	CS	6	▲	+100.0%	+3
	Initial Foster Care	IF	6	▲	+200.0%	+4
	Motion - Protective Order	MP	6	▲	-	+6
	Non-Family Abuse Protective Order	AP	5	▲	+25.0%	+1
	Truancy	TR	5	↔		-
	Other	OT	3	▲	+200.0%	+2
	Permanency Planning	PH	3	▼	-50.0%	-3
	Temporary Detention Order	TD	3	▲	+200.0%	+2
	Foster Care Review	FC	2	▼	-77.8%	-7
	Terminate Parental Rights	TP	2	↔		-
	Voluntary Continuing Services and Support Agreem	VA	2	▲	+100.0%	+1
	Emergency Custody Order	EC	1	↔		-
	Civil Violation	CI	0	▼	-100.0%	-1
	Emancipation	EP	0	▼	-100.0%	-1
	Qualified Residential Treatment	QR	0	▼	-100.0%	-1
Relief of Custody	CR	0	▼	-100.0%	-5	
Special Immigrant Juvenile Status	SI	0	▼	-100.0%	-1	
Total			312	▲	39.3%	+88
GRAND TOTAL			629	▲	12.1%	+68

Filings by Major Case Category**

Category	Summary	Change	% Change	Absolute Change
Adult Criminal	114	▲	-23.0%	-34
Child Dependency	25	▲	-13.8%	-4
Child in Need of Services/Supervision	11	▲	+37.5%	+3
Custody and Visitation	180	▲	+31.4%	+43
Delinquency	67	▲	+123.3%	+37
Juvenile Miscellaneous	0	▼	-100.0%	-1
New to Workload Study	0	▼	-100.0%	-2

* Compared to same time period as previous year ** Case Type Categories are defined in the 2017 Virginia Judicial Workload Assessment

The data reported reflect the case management system. The case types reported may not necessitate judicial involvement.

CPSS - JCMS CASELOAD STATISTICS OF THE JUVENILE & DOMESTIC RELATIONS DISTRICT COURTS
 January 2024 thru November 2024 Filings (Compared to January 2023 thru November 2023)

Charlotte

District: 10 FIPS: 037

Other	68	▲	-2.9%	-2
Protective Orders	65	▲	+10.2%	+6
Support	88	▲	+31.3%	+21
Traffic	11	▲	+10.0%	+1
GRAND TOTAL	629	▲	12.1%	+68

* Compared to same time period as previous year

** Case Type Categories are defined in the 2017 Virginia Judicial Workload Assessment

The data reported reflect the case management system. The case types reported may not necessitate judicial involvement.

2024 Overall GRAND TOTAL		Distribution of Caseload		Change*		Percentage (%) of Caseload		
518	-11 -2.1%	Adult	274 53%	-1.1% ▼	-3	Adult	52.4%	52.9%
2024		Juvenile	244 47%	-3.2% ▼	-8	Juvenile	47.6%	47.1%
2023		GRAND TOTAL	518 100%	-2.1% ▼	-11	GRAND TOTAL	100%	100%

Filings by Division & Code

Division	Case Type Description	Code	Summary	Change	% Change	Absolute Change
Adult	Civil Support	VS	65	▲	+16.1%	+9
	Show Cause	SC	58	▲	+7.4%	+4
	Other	OT	44	▼	-17.0%	-9
	Misdemeanor	CM	39	▼	-27.8%	-15
	Family Abuse - Protective Order	FP	35	▲	+105.9%	+18
	Felony	CF	12	▼	-7.7%	-1
	Capias	CA	9	▲	-55.0%	-11
	Motion - Protective Order	MP	6	▲	+50.0%	+2
	Non-Family Abuse Protective Order	AP	4	▲	+100.0%	+2
	Violation of Protective Order	PV	2	▼	-50.0%	-2
	Total		274	▼	-1.1%	-3
Juvenile	Custody Visitation	CV	145	▼	-4.0%	-6
	Misdemeanor	DM	26	▲	+73.3%	+11
	Traffic	T	20	▼	-16.7%	-4
	Motion - Protective Order	MP	14	▲	+75.0%	+6
	Abuse and Neglect	AN	9	▼	-67.9%	-19
	Truancy	TR	5	▲	+150.0%	+3
	Non-Family Abuse Protective Order	AP	4	▲	+300.0%	+3
	Paternity	PT	3	↔		-
	Child In Need of Services	CS	2	▲	+100.0%	+1
	Family Abuse - Protective Order	FP	2	▲	-	+2
	Foster Care Review	FC	2	▼	-66.7%	-4
	Initial Foster Care	IF	2	▲	-	+2
	Relief of Custody	CR	2	▲	-	+2
	Remand Visitation	RV	2	▲	-	+2
	Status	ST	2	▲	-	-
	Capias	CA	1	▲	-	+1
	Emergency Custody Order	EC	1	▲	-	+1
	Felony	DF	1	▼	-50.0%	-1
	Temporary Detention Order	TD	1	↔		-
	Civil Violation	CI	0	▼	-100.0%	-1
	Permanency Planning	PH	0	▼	-100.0%	-3
	Show Cause	SC	0	▼	-100.0%	-3
Voluntary Continuing Services and Support Agreen	VA	0	▼	-100.0%	-1	
	Total		244	▼	-3.2%	-8
GRAND TOTAL			518	▼	-2.1%	-11

Filings by Major Case Category**

Category	Summary	Change	% Change	Absolute Change
Adult Criminal	91	▼	-33.1%	-45
Child Dependency	15	▲	-60.5%	-23
Child in Need of Services/Supervision	7	▲	+133.3%	+4
Custody and Visitation	149	▲	-3.2%	-5
Delinquency	27	▼	+35.0%	+7
Juvenile Miscellaneous	2	▲		0
New to Workload Study	0	▼	-100.0%	-1

* Compared to same time period as previous year
 ** Case Type Categories are defined in the 2017 Virginia Judicial Workload Assessment
 The data reported reflect the case management system. The case types reported may not necessitate judicial involvement.
 12/11/2024 1:39:25PM Source: SCV-SQL-Information

Other	48	▲	-11.1%	-6
Protective Orders	65	▲	+103.1%	+33
Support	94	▲	+44.6%	+29
Traffic	20	▼	-16.7%	-4
GRAND TOTAL	518	▼	-2.1%	-11

* Compared to same time period as previous year

** Case Type Categories are defined in the 2017 Virginia Judicial Workload Assessment

The data reported reflect the case management system. The case types reported may not necessitate judicial involvement.

2024 Overall GRAND TOTAL		Distribution of Caseload			Change*		Percentage (%) of Caseload		
1,925 +52 2.8% 	2024 2023	Adult	1,045	54%	-8.9% ▼	-102	Adult	61.2%	54.3%
		Juvenile	880	46%	21.2% ▲	+154	Juvenile	38.8%	45.7%
GRAND TOTAL		1,925	100%	2.8% ▲	+52	GRAND TOTAL	100%	100%	

Filings by Division & Code

Division	Case Type Description	Code	Summary	Change	% Change	Absolute Change	
Adult	Misdemeanor	CM	238	▼	-11.9%	-32	
	Civil Support	VS	203	▼	-25.9%	-71	
	Show Cause	SC	187	▲	-5.1%	-10	
	Other	OT	181	▲	-6.2%	-12	
	Family Abuse - Protective Order	FP	90	▲	+5.9%	+5	
	Felony	CF	63	▼	-8.7%	-6	
	Capias	CA	50	▲	+51.5%	+17	
	Remand Support	RS	10	▲	+233.3%	+7	
	Non-Family Abuse Protective Order	AP	9	▲	+28.6%	+2	
	Motion - Protective Order	MP	4	▲	+33.3%	+1	
	Violation Family Abuse Protective Order	PS	4	▲	+300.0%	+3	
	Violation of Protective Order	PV	4	▲	+33.3%	+1	
	Restricted License for Non-Support	SL	2	▼	-60.0%	-3	
	Criminal Support	CS	0	▼	-100.0%	-4	
Total			1,045	▼	-8.9%	-102	
Juvenile	Custody Visitation	CV	510	▲	+31.8%	+123	
	Misdemeanor	DM	114	▲	+11.8%	+12	
	Traffic	T	48	▲	+17.1%	+7	
	Felony	DF	41	▼	-21.2%	-11	
	Paternity	PT	32	▼	-8.6%	-3	
	Motion - Protective Order	MP	14	▲	+40.0%	+4	
	Remand Custody	RC	13	▲	+62.5%	+5	
	Remand Visitation	RV	13	▲	+225.0%	+9	
	Voluntary Continuing Services and Support Agreem	VA	12	▲	+20.0%	+2	
	Truancy	TR	10	▲	+150.0%	+6	
	Child In Need of Services	CS	8	▲	+60.0%	+3	
	Relief of Custody	CR	8	▲	+166.7%	+5	
	Temporary Detention Order	TD	8	▲	+14.3%	+1	
	Terminate Parental Rights	TP	8	▲	+700.0%	+7	
	Civil Violation	CI	7	▼	-12.5%	-1	
	Permanency Planning	PH	6	▼	-45.5%	-5	
	Non-Family Abuse Protective Order	AP	5	↔	-	-	
	Emergency Custody Order	EC	4	▲	+100.0%	+2	
	Foster Care Review	FC	4	▼	-66.7%	-8	
	Other	OT	4	↔	-	-	
	Abuse and Neglect	AN	3	▼	-70.0%	-7	
	Capias	CA	3	▲	-	+3	
	Emancipation	EP	1	▲	-	+1	
	Family Abuse - Protective Order	FP	1	▲	-	+1	
	Initial Foster Care	IF	1	▲	-	+1	
	Qualified Residential Treatment	QR	1	↔	-	-	
	Status	ST	1	▼	-75.0%	-3	
	Total			880	▲	21.2%	+154
	GRAND TOTAL			1,925	▲	2.8%	+52

* Compared to same time period as previous year

** Case Type Categories are defined in the 2017 Virginia Judicial Workload Assessment

The data reported reflect the case management system. The case types reported may not necessitate judicial involvement.

Filings by Major Case Category**

Category	Summary	Change	% Change	Absolute Change
Adult Criminal	473	▲	-9.4%	-49
Child Dependency	43	▲	-10.4%	-5
Child in Need of Services/Supervision	18	▲	+100.0%	+9
Custody and Visitation	542	▲	+28.4%	+120
Delinquency	158	▲	+2.6%	+4
Juvenile Miscellaneous	2	▲	-50.0%	-2
New to Workload Study	7	▼	-12.5%	-1
Other	233	▲	+5.4%	+12
Protective Orders	123	▲	+11.8%	+13
Support	278	▼	-16.8%	-56
Traffic	48	▲	+17.1%	+7
GRAND TOTAL	1,925	▲	2.8%	+52

* Compared to same time period as previous year

** Case Type Categories are defined in the 2017 Virginia Judicial Workload Assessment

The data reported reflect the case management system. The case types reported may not necessitate judicial involvement.

2024 Overall GRAND TOTAL		Distribution of Caseload		Change*		Percentage (%) of Caseload			
732	+44 6.4%	Adult	382	52%	7.0% ▲	+25	Adult	51.9%	52.2%
2024		Juvenile	350	48%	5.7% ▲	+19	Juvenile	48.1%	47.8%
2023		GRAND TOTAL	732	100%	6.4% ▲	+44	GRAND TOTAL	100%	100%

Filings by Division & Code

Division	Case Type Description	Code	Summary	Change	% Change	Absolute Change
Adult	Misdemeanor	CM	97	▲	+42.6%	+29
	Civil Support	VS	92	▼	-7.1%	-7
	Show Cause	SC	61	▲	-10.3%	-7
	Other	OT	53	▼	-7.0%	-4
	Family Abuse - Protective Order	FP	37	▲	+23.3%	+7
	Felony	CF	18	▲	+5.9%	+1
	Capias	CA	12	▲	-	-
	Violation of Protective Order	PV	6	▲	-	+6
	Motion - Protective Order	MP	4	▲	+33.3%	+1
	Non-Family Abuse Protective Order	AP	2	▼	-33.3%	-1
	Total		382	▲	7.0%	+25
Juvenile	Custody Visitation	CV	193	▲	+12.9%	+22
	Misdemeanor	DM	67	▲	+31.4%	+16
	Traffic	T	14	▲	+16.7%	+2
	Abuse and Neglect	AN	13	▲	+30.0%	+3
	Felony	DF	11	▼	-47.6%	-10
	Child In Need of Services	CS	8	▲	+166.7%	+5
	Truancy	TR	8	▼	-42.9%	-6
	Permanency Planning	PH	7	▲	+600.0%	+6
	Entrustment	ET	5	▲	-	+5
	Foster Care Review	FC	4	▼	-50.0%	-4
	Status	ST	4	▼	-55.6%	-5
	Temporary Detention Order	TD	3	↔	-	-
	Terminate Parental Rights	TP	3	▲	-	+3
	Civil Violation	CI	2	↔	-	-
	Paternity	PT	2	▼	-80.0%	-8
	Show Cause	SC	2	▲	-	+2
	Initial Foster Care	IF	1	▼	-75.0%	-3
	Motion - Protective Order	MP	1	▲	-	+1
	Non-Family Abuse Protective Order	AP	1	▼	-83.3%	-5
	Voluntary Continuing Services and Support Agree	VA	1	↔	-	-
Other	OT	0	▼	-100.0%	-3	
Relief of Custody	CR	0	▼	-100.0%	-2	
	Total		350	▲	5.7%	+19
GRAND TOTAL			732	▲	6.4%	+44

Filings by Major Case Category**

Category	Summary	Change	% Change	Absolute Change
Adult Criminal	172	▲	+12.4%	+19
Child Dependency	34	▲	+30.8%	+8
Child in Need of Services/Supervision	16	▲	-5.9%	-1
Custody and Visitation	195	▼	+7.7%	+14
Delinquency	80	▲	+11.1%	+8
Juvenile Miscellaneous	4	▼	-55.6%	-5
New to Workload Study	2	↔	-	0
Other	56	▼	-11.1%	-7

* Compared to same time period as previous year ** Case Type Categories are defined in the 2017 Virginia Judicial Workload Assessment

The data reported reflect the case management system. The case types reported may not necessitate judicial involvement.

Protective Orders	45	▲	+7.1%	+3
Support	114	▲	+2.7%	+3
Traffic	14	▲	+16.7%	+2
GRAND TOTAL	732	▲	6.4%	+44

* Compared to same time period as previous year

** Case Type Categories are defined in the 2017 Virginia Judicial Workload Assessment

The data reported reflect the case management system. The case types reported may not necessitate judicial involvement.

2024 Overall GRAND TOTAL		Distribution of Caseload			Change*		Percentage (%) of Caseload		
1,843	-67 -3.5%	Adult	913	50%	-0.3% ▼	-3	Adult	48.0%	49.5%
2024		Juvenile	930	50%	-6.4% ▼	-64	Juvenile	52.0%	50.5%
2023		GRAND TOTAL	1,843	100%	-3.5% ▼	-67	GRAND TOTAL	100%	100%

Filings by Division & Code

Division	Case Type Description	Code	Summary	Change	% Change	Absolute Change
Adult	Civil Support	VS	191	▼	-12.0%	-26
	Misdemeanor	CM	171	▲	+2.4%	+4
	Show Cause	SC	169	▲	+3.0%	+5
	Other	OT	121	▲	-19.3%	-29
	Felony	CF	107	▲	+78.3%	+47
	Family Abuse - Protective Order	FP	80	▼	-1.2%	-1
	Capias	CA	32	▼	-11.1%	-4
	Motion - Protective Order	MP	15	▲	+15.4%	+2
	Non-Family Abuse Protective Order	AP	9	▲	+80.0%	+4
	Remand Support	RS	9	↔		-
	Violation of Protective Order	PV	4	▼	-55.6%	-5
	Protective Order	PC	3	▲	-	+3
	Restricted License for Non-Support	SL	1	▼	-50.0%	-1
	Violation Family Abuse Protective Order	PS	1	▲	-	+1
	Bond Forfeiture	BF	0	▼	-100.0%	-2
Criminal Support	CS	0	▼	-100.0%	-1	
	Total		913	▼	-0.3%	-3
Juvenile	Custody Visitation	CV	433	▼	-11.6%	-57
	Misdemeanor	DM	134	▲	+11.7%	+14
	Traffic	T	66	▲	+22.2%	+12
	Motion - Protective Order	MP	63	▲	+5.0%	+3
	Paternity	PT	53	▲	+15.2%	+7
	Abuse and Neglect	AN	34	▲	+9.7%	+3
	Felony	DF	26	▼	-7.1%	-2
	Remand Custody	RC	16	▼	-15.8%	-3
	Remand Visitation	RV	16	▲	+23.1%	+3
	Truancy	TR	15	▲	+200.0%	+10
	Status	ST	14	▼	-46.2%	-12
	Child In Need of Services	CS	12	▼	-36.8%	-7
	Permanency Planning	PH	11	▼	-15.4%	-2
	Terminate Parental Rights	TP	9	▼	-25.0%	-3
	Foster Care Review	FC	8	▼	-38.5%	-5
	Initial Foster Care	IF	8	▼	-50.0%	-8
	Emergency Custody Order	EC	3	▲	-	+3
	Temporary Detention Order	TD	3	▼	-50.0%	-3
	Civil Violation	CI	2	▲	-	+2
	Entrustment	ET	1	▼	-75.0%	-3
	Non-Family Abuse Protective Order	AP	1	▼	-80.0%	-4
	Relief of Custody	CR	1	▼	-85.7%	-6
	Voluntary Continuing Services and Support Agree	VA	1	▼	-75.0%	-3
	Child at Risk	RI	0	▼	-100.0%	-1
	Other	OT	0	▼	-100.0%	-1
	Qualified Residential Treatment	QR	0	▼	-100.0%	-1
		Total		930	▼	-6.4%
GRAND TOTAL			1,843	▼	-3.5%	-67

* Compared to same time period as previous year

** Case Type Categories are defined in the 2017 Virginia Judicial Workload Assessment

The data reported reflect the case management system. The case types reported may not necessitate judicial involvement.

Filings by Major Case Category**

Category	Summary	Change	% Change	Absolute Change
Adult Criminal	414	▲	+5.6%	+22
Child Dependency	73	▼	-28.4%	-29
Child in Need of Services/Supervision	27	▲	+12.5%	+3
Custody and Visitation	486	▲	-9.3%	-50
Delinquency	160	▲	+8.1%	+12
Juvenile Miscellaneous	14	▼	-46.2%	-12
New to Workload Study	2	▲	-	+2
Other	168	▲	-15.2%	-30
Protective Orders	168	▲	+2.4%	+4
Support	265	▼	-0.4%	-1
Traffic	66	▲	+22.2%	+12
GRAND TOTAL	1,843	▼	-3.5%	-67

* Compared to same time period as previous year

** Case Type Categories are defined in the 2017 Virginia Judicial Workload Assessment

The data reported reflect the case management system. The case types reported may not necessitate judicial involvement.

2024 Overall GRAND TOTAL		Distribution of Caseload		Change*		Percentage (%) of Caseload			
1,001	-88 -8.1%	Adult	535	53%	-12.6% ▼	-77	Adult	56.2%	53.4%
2024		Juvenile	466	47%	-2.3% ▼	-11	Juvenile	43.8%	46.6%
2023		GRAND TOTAL	1,001	100%	-8.1% ▼	-88	GRAND TOTAL	100%	100%

Filings by Division & Code

Division	Case Type Description	Code	Summary	Change	% Change	Absolute Change
Adult	Civil Support	VS	114	▼	-17.4%	-24
	Show Cause	SC	108	▲	-8.5%	-10
	Misdemeanor	CM	94	▼	-21.0%	-25
	Other	OT	92	▼	-24.6%	-30
	Family Abuse - Protective Order	FP	48	▲	+23.1%	+9
	Felony	CF	35	▲	+2.9%	+1
	Capias	CA	29	▲	+7.4%	+2
	Motion - Protective Order	MP	10	▲	+42.9%	+3
	Non-Family Abuse Protective Order	AP	3	▼	-62.5%	-5
	Protective Order	PC	1	▲	-	+1
	Restricted License for Non-Support	SL	1	▲	-	+1
	Total		535	▼	-12.6%	-77
Juvenile	Custody Visitation	CV	275	▼	-14.9%	-48
	Misdemeanor	DM	50	▲	+13.6%	+6
	Traffic	T	41	▼	-21.2%	-11
	Felony	DF	32	▲	+166.7%	+20
	Motion - Protective Order	MP	13	▲	+1,200.0%	+12
	Paternity	PT	12	▲	+71.4%	+5
	Temporary Detention Order	TD	8	▲	+100.0%	+4
	Child In Need of Services	CS	7	▲	+16.7%	+1
	Abuse and Neglect	AN	5	▼	-44.4%	-4
	Truancy	TR	4	▲	+33.3%	+1
	Capias	CA	3	▲	+200.0%	+2
	Non-Family Abuse Protective Order	AP	3	▲	-	+3
	Emergency Custody Order	EC	2	↔	-	-
	Permanency Planning	PH	2	▲	-	+2
	Remand Custody	RC	2	▲	+100.0%	+1
	Show Cause	SC	2	▼	-66.7%	-4
	Civil Violation	CI	1	▲	-	+1
	Foster Care Review	FC	1	▼	-66.7%	-2
	Other	OT	1	▲	-	+1
	Remand Visitation	RV	1	↔	-	-
	Status	ST	1	▲	-	+1
Terminate Parental Rights	TP	0	▼	-100.0%	-2	
	Total		466	▼	-2.3%	-11
GRAND TOTAL			1,001	▼	-8.1%	-88

Filings by Major Case Category**

Category	Summary	Change	% Change	Absolute Change
Adult Criminal	195	▲	-24.4%	-63
Child Dependency	8	▲	-42.9%	-6
Child in Need of Services/Supervision	11	▼	-	0
Custody and Visitation	287	▲	-13.0%	-43
Delinquency	87	▲	+42.6%	+26
Juvenile Miscellaneous	1	▲	-	+1
New to Workload Study	1	▲	-	+1

* Compared to same time period as previous year ** Case Type Categories are defined in the 2017 Virginia Judicial Workload Assessment

The data reported reflect the case management system. The case types reported may not necessitate judicial involvement.

Other	106	▲	-18.5%	-24
Protective Orders	77	▲	+40.0%	+22
Support	187	▲	+5.1%	+9
Traffic	41	▼	-21.2%	-11
GRAND TOTAL	1,001	▼	-8.1%	-88

* Compared to same time period as previous year

** Case Type Categories are defined in the 2017 Virginia Judicial Workload Assessment

The data reported reflect the case management system. The case types reported may not necessitate judicial involvement.

2024 Overall GRAND TOTAL		Distribution of Caseload		Change*		Percentage (%) of Caseload			
773 +65 9.2% 		Adult	428	55%	26.6% ▲	+90	Adult	47.7%	55.4%
		Juvenile	345	45%	-6.8% ▼	-25	Juvenile	52.3%	44.6%
		GRAND TOTAL	773	100%	9.2% ▲	+65	GRAND TOTAL	100%	100%

Filings by Division & Code

Division	Case Type Description	Code	Summary	Change	% Change	Absolute Change	
Adult	Misdemeanor	CM	97	▲	+49.2%	+32	
	Civil Support	VS	86	▲	+17.8%	+13	
	Show Cause	SC	76	▲	+38.2%	+21	
	Other	OT	73	▲	+15.9%	+10	
	Felony	CF	35	▲	+133.3%	+20	
	Family Abuse - Protective Order	FP	28	▼	-3.4%	-1	
	Capias	CA	21	▲	-19.2%	-5	
	Motion - Protective Order	MP	5	↔		-	
	Remand Support	RS	4	▲	+33.3%	+1	
	Non-Family Abuse Protective Order	AP	3	▲	+50.0%	+1	
	Protective Order	PC	0	▼	-100.0%	-1	
	Restricted License for Non-Support	SL	0	▼	-100.0%	-1	
	Total		428	▲	26.6%	+90	
Juvenile	Custody Visitation	CV	168	▼	-27.3%	-63	
	Show Cause	SC	71	▲	+86.8%	+33	
	Misdemeanor	DM	27	▲	+8.0%	+2	
	Truancy	TR	23	▲	+91.7%	+11	
	Remand Custody	RC	12	▲	+20.0%	+2	
	Felony	DF	11	↔		-	
	Paternity	PT	4	↔		-	
	Special Immigrant Juvenile Status	SI	4	▲	-	+4	
	Terminate Parental Rights	TP	4	▲	-	+4	
	Traffic	T	4	▼	-60.0%	-6	
	Foster Care Review	FC	3	▲	+200.0%	+2	
	Non-Family Abuse Protective Order	AP	2	↔		-	
	Permanency Planning	PH	2	▼	-71.4%	-5	
	Remand Visitation	RV	2	▲	-	+2	
	Temporary Detention Order	TD	2	↔		-	
	Voluntary Continuing Services and Support Agreem	VA	2	▼	-50.0%	-2	
	Child In Need of Services	CS	1	▼	-50.0%	-1	
	Emergency Custody Order	EC	1	▲	-	+1	
	Initial Foster Care	IF	1	▲	-	+1	
	Status	ST	1	▲	-	+1	
	Abuse and Neglect	AN	0	▼	-100.0%	-1	
	Motion - Protective Order	MP	0	▼	-100.0%	-3	
	Other	OT	0	▼	-100.0%	-2	
	Qualified Residential Treatment	QR	0	▼	-100.0%	-4	
	Relief of Custody	CR	0	▼	-100.0%	-1	
		Total		345	▼	-6.8%	-25
		GRAND TOTAL		773	▲	9.2%	+65

Filings by Major Case Category**

Category	Summary	Change	% Change	Absolute Change
Adult Criminal	199	▲	+32.7%	+49
Child Dependency	12	▲	-33.3%	-6
Child in Need of Services/Supervision	24	▲	+71.4%	+10
Custody and Visitation	172	▼	-26.8%	-63

* Compared to same time period as previous year ** Case Type Categories are defined in the 2017 Virginia Judicial Workload Assessment

The data reported reflect the case management system. The case types reported may not necessitate judicial involvement.

CPSS - JCMS CASELOAD STATISTICS OF THE JUVENILE & DOMESTIC RELATIONS DISTRICT COURTS
 January 2024 thru November 2024 Filings (Compared to January 2023 thru November 2023)

Delinquency	109	▲	+47.3%	+35
Juvenile Miscellaneous	1	▲	-	+1
New to Workload Study	4	▲	-	+4
Other	94	▲	+17.5%	+14
Protective Orders	38	▼	-7.3%	-3
Support	116	▲	+34.9%	+30
Traffic	4	▼	-60.0%	-6
GRAND TOTAL	773	▲	9.2%	+65

* Compared to same time period as previous year

** Case Type Categories are defined in the 2017 Virginia Judicial Workload Assessment

The data reported reflect the case management system. The case types reported may not necessitate judicial involvement.

2024 Overall GRAND TOTAL		Distribution of Caseload		Change*		Percentage (%) of Caseload		
1,821	-68 -3.6%	Adult	964 53%	-2.3% ▼	-23	Adult	52.2%	52.9%
2024		Juvenile	857 47%	-5.0% ▼	-45	Juvenile	47.8%	47.1%
2023		GRAND TOTAL	1,821 100%	-3.6% ▼	-68	GRAND TOTAL	100%	100%

Filings by Division & Code

Division	Case Type Description	Code	Summary	Change	% Change	Absolute Change	
Adult	Misdemeanor	CM	214	▼	-19.2%	-51	
	Other	OT	181	▼	-6.2%	-12	
	Show Cause	SC	167	▲	+31.5%	+40	
	Civil Support	VS	164	▼	-8.9%	-16	
	Felony	CF	109	▲	+45.3%	+34	
	Capias	CA	59	▲	+15.7%	+8	
	Family Abuse - Protective Order	FP	57	▼	-21.9%	-16	
	Non-Family Abuse Protective Order	AP	7	▼	-22.2%	-2	
	Motion - Protective Order	MP	5	▼	-61.5%	-8	
	Criminal Support	CS	1	▲	-	+1	
	Restricted License for Non-Support	SL	0	▼	-100.0%	-1	
		Total		964	▼	-2.3%	-23
Juvenile	Custody Visitation	CV	511	▼	-9.6%	-54	
	Misdemeanor	DM	126	▲	+35.5%	+33	
	Traffic	T	51	▼	-19.0%	-12	
	Abuse and Neglect	AN	34	▲	+161.5%	+21	
	Permanency Planning	PH	24	▲	+14.3%	+3	
	Foster Care Review	FC	21	▲	+110.0%	+11	
	Felony	DF	17	▼	-66.7%	-34	
	Initial Foster Care	IF	14	▲	+133.3%	+8	
	Terminate Parental Rights	TP	14	▼	-12.5%	-2	
	Paternity	PT	9	▼	-57.1%	-12	
	Temporary Detention Order	TD	7	↔	-	-	
	Emergency Custody Order	EC	6	▲	+500.0%	+5	
	Show Cause	SC	5	▼	-44.4%	-4	
	Child In Need of Services	CS	4	▼	-55.6%	-5	
	Other	OT	4	▲	+300.0%	+3	
	Capias	CA	3	▼	-50.0%	-3	
	Truancy	TR	2	▲	+100.0%	+1	
	Non-Family Abuse Protective Order	AP	1	▼	-50.0%	-1	
	Relief of Custody	CR	1	↔	-	-	
	Restricted Operators License	RL	1	▲	-	+1	
	Special Immigrant Juvenile Status	SI	1	↔	-	-	
	Voluntary Continuing Services and Support Agreen	VA	1	▲	-	+1	
	Civil Violation	CI	0	▼	-100.0%	-2	
	Emancipation	EP	0	▼	-100.0%	-1	
	Status	ST	0	▼	-100.0%	-1	
	Violation Family Abuse Protective Order	PS	0	▼	-100.0%	-1	
		Total		857	▼	-5.0%	-45
	GRAND TOTAL			1,821	▼	-3.6%	-68

Filings by Major Case Category**

Category	Summary	Change	% Change	Absolute Change
Adult Criminal	479	▲	+4.6%	+21
Child Dependency	109	▲	+62.7%	+42
Child in Need of Services/Supervision	6	▲	-40.0%	-4
Custody and Visitation	520	▼	-11.3%	-66

* Compared to same time period as previous year ** Case Type Categories are defined in the 2017 Virginia Judicial Workload Assessment

The data reported reflect the case management system. The case types reported may not necessitate judicial involvement.

Delinquency	151	▼	-5.6%	-9
Juvenile Miscellaneous	0	▼	-100.0%	-2
New to Workload Study	1	▼	-66.7%	-2
Other	198	▲	-2.0%	-4
Protective Orders	70	▼	-27.8%	-27
Support	235	▲	-2.5%	-6
Traffic	52	▲	-17.5%	-11
GRAND TOTAL	1,821	▼	-3.6%	-68

* Compared to same time period as previous year

** Case Type Categories are defined in the 2017 Virginia Judicial Workload Assessment

The data reported reflect the case management system. The case types reported may not necessitate judicial involvement.

2024 Overall GRAND TOTAL		Distribution of Caseload		Change*		Percentage (%) of Caseload		
855	-52 -5.7%	Adult	483 56%	7.1% ▲	+32	Adult	49.7%	56.5%
2024		Juvenile	372 44%	-18.4% ▼	-84	Juvenile	50.3%	43.5%
2023		GRAND TOTAL	855 100%	-5.7% ▼	-52	GRAND TOTAL	100%	100%

Filings by Division & Code

Division	Case Type Description	Code	Summary	Change	% Change	Absolute Change
Adult	Misdemeanor	CM	128	▲	+28.0%	+28
	Other	OT	87	▼	-7.4%	-7
	Civil Support	VS	86	▼	-7.5%	-7
	Show Cause	SC	85	▲	+39.3%	+24
	Capias	CA	34	▲	+6.3%	+2
	Felony	CF	26	▼	-7.1%	-2
	Family Abuse - Protective Order	FP	20	▼	-35.5%	-11
	Motion - Protective Order	MP	8	▲	+100.0%	+4
	Violation of Protective Order	PV	3	▼	-50.0%	-3
	Non-Family Abuse Protective Order	AP	2	▲	+100.0%	+1
	Remand Support	RS	2	▲	-	+2
	Emergency Substantial Risk Order	SR	1	▲	-	+1
	Protective Order	PC	1	▲	-	+1
	Criminal Support	CS	0	▼	-100.0%	-1
Total			483	▲	7.1%	+32
Juvenile	Custody Visitation	CV	200	▼	-19.0%	-47
	Show Cause	SC	44	▲	+83.3%	+20
	Misdemeanor	DM	39	▼	-32.8%	-19
	Truancy	TR	22	▲	+15.8%	+3
	Abuse and Neglect	AN	21	▲	+90.9%	+10
	Traffic	T	14	▼	-39.1%	-9
	Felony	DF	7	▼	-50.0%	-7
	Motion - Protective Order	MP	5	▲	+400.0%	+4
	Child In Need of Services	CS	4	▲	+100.0%	+2
	Voluntary Continuing Services and Support Agreen	VA	3	▼	-57.1%	-4
	Civil Violation	CI	2	▼	-33.3%	-1
	Initial Foster Care	IF	2	▲	+100.0%	+1
	Temporary Detention Order	TD	2	↔	-	-
	Foster Care Review	FC	1	▼	-75.0%	-3
	Non-Family Abuse Protective Order	AP	1	▼	-66.7%	-2
	Other	OT	1	▼	-85.7%	-6
	Paternity	PT	1	▼	-87.5%	-7
	Remand Custody	RC	1	▼	-50.0%	-1
	Remand Visitation	RV	1	▲	-	+1
	Status	ST	1	▲	-50.0%	-1
	Permanency Planning	PH	0	▼	-100.0%	-11
	Qualified Residential Treatment	QR	0	▼	-100.0%	-1
	Terminate Parental Rights	TP	0	▼	-100.0%	-6
	Total			372	▼	-18.4%
GRAND TOTAL			855	▼	-5.7%	-52

Filings by Major Case Category**

Category	Summary	Change	% Change	Absolute Change
Adult Criminal	232	▲	+15.4%	+31
Child Dependency	27	▼	-34.1%	-14
Child in Need of Services/Supervision	26	▲	+23.8%	+5
Custody and Visitation	201	▼	-21.2%	-54

* Compared to same time period as previous year ** Case Type Categories are defined in the 2017 Virginia Judicial Workload Assessment

The data reported reflect the case management system. The case types reported may not necessitate judicial involvement.

CPSS - JCMS CASELOAD STATISTICS OF THE JUVENILE & DOMESTIC RELATIONS DISTRICT COURTS
 January 2024 thru November 2024 Filings (Compared to January 2023 thru November 2023)

Delinquency	90	▲	-6.3%	-6
Juvenile Miscellaneous	1	▲	-50.0%	-1
New to Workload Study	3	▲		0
Other	94	▲	-10.5%	-11
Protective Orders	36	▲	-10.0%	-4
Support	131	▲	+9.2%	+11
Traffic	14	▼	-39.1%	-9
GRAND TOTAL	855	▼	-5.7%	-52

* Compared to same time period as previous year

** Case Type Categories are defined in the 2017 Virginia Judicial Workload Assessment

The data reported reflect the case management system. The case types reported may not necessitate judicial involvement.

2024 Overall GRAND TOTAL		Distribution of Caseload		Change*		Percentage (%) of Caseload		
3,021 +185 6.5% 	Adult Juvenile GRAND TOTAL	2,011	67%	15.7% ▲	+273	Adult	2023	2024
		1,010	33%	-8.0% ▼	-88	Juvenile	61.3%	66.6%
		3,021	100%	6.5% ▲	+185	GRAND TOTAL	100%	100%

Filings by Division & Code

Division	Case Type Description	Code	Summary	Change	% Change	Absolute Change	
Adult	Misdemeanor	CM	602	▲	+23.1%	+113	
	Other	OT	492	▲	+15.0%	+64	
	Civil Support	VS	351	▲	+53.3%	+122	
	Show Cause	SC	152	▼	-21.6%	-42	
	Felony	CF	148	▲	+14.7%	+19	
	Capias	CA	141	▲	-	-	
	Family Abuse - Protective Order	FP	100	▲	+8.7%	+8	
	Motion - Protective Order	MP	9	▼	-35.7%	-5	
	Violation of Protective Order	PV	7	▼	-12.5%	-1	
	Non-Family Abuse Protective Order	AP	4	▲	+100.0%	+2	
	Bond Forfeiture	BF	2	▼	-77.8%	-7	
	Protective Order	PC	2	▲	-	+2	
	Restricted License for Non-Support	SL	1	▼	-50.0%	-1	
	Remand Support	RS	0	▼	-100.0%	-1	
	Total		2,011	▲	15.7%	+273	
Juvenile	Custody Visitation	CV	566	▼	-1.9%	-11	
	Mental Commitment	MC	94	▼	-31.9%	-44	
	Misdemeanor	DM	93	▲	+4.5%	+4	
	Felony	DF	62	▲	+5.1%	+3	
	Traffic	T	25	▼	-46.8%	-22	
	Permanency Planning	PH	23	▲	+283.3%	+17	
	Show Cause	SC	22	▲	+57.1%	+8	
	Truancy	TR	17	↔	-	-	
	Abuse and Neglect	AN	16	▼	-46.7%	-14	
	Foster Care Review	FC	14	▼	-39.1%	-9	
	Paternity	PT	12	▼	-29.4%	-5	
	Temporary Detention Order	TD	11	▲	+22.2%	+2	
	Emergency Custody Order	EC	9	▲	+125.0%	+5	
	Initial Foster Care	IF	7	▼	-56.3%	-9	
	Status	ST	7	▲	+133.3%	+4	
	Non-Family Abuse Protective Order	AP	6	▼	-50.0%	-6	
	Other	OT	6	▲	+200.0%	+4	
	Special Immigrant Juvenile Status	SI	5	▼	-16.7%	-1	
	Child In Need of Services	CS	4	▲	+100.0%	+2	
	Terminate Parental Rights	TP	4	▼	-60.0%	-6	
	Voluntary Continuing Services and Support Agree	VA	2	▲	+100.0%	+1	
	Capias	CA	1	▲	-	+1	
	Child at Risk	RI	1	▲	-	+1	
	Civil Violation	CI	1	▲	-	+1	
	Emancipation	EP	1	▲	-	+1	
	Family Abuse - Protective Order	FP	1	▼	-50.0%	-1	
	Qualified Residential Treatment	QR	0	▼	-100.0%	-1	
	Relief of Custody	CR	0	▼	-100.0%	-3	
	Remand Custody	RC	0	▼	-100.0%	-6	
	Remand Visitation	RV	0	▼	-100.0%	-4	
		Total		1,010	▼	-8.0%	-88
		GRAND TOTAL		3,021	▲	6.5%	+185

* Compared to same time period as previous year

** Case Type Categories are defined in the 2017 Virginia Judicial Workload Assessment

The data reported reflect the case management system. The case types reported may not necessitate judicial involvement.

Filings by Major Case Category**

Category	Summary	Change	% Change	Absolute Change
Adult Criminal	967	▲	+13.2%	+113
Child Dependency	67	▲	-25.6%	-23
Child in Need of Services/Supervision	22	▲	+10.0%	+2
Custody and Visitation	578	▼	-2.7%	-16
Delinquency	177	▲	+9.9%	+16
Juvenile Miscellaneous	8	▲	+166.7%	+5
New to Workload Study	6	▲		0
Other	612	▲	+3.4%	+20
Protective Orders	120	▼	-1.6%	-2
Support	439	▲	+26.5%	+92
Traffic	25	▼	-46.8%	-22
GRAND TOTAL	3,021	▲	6.5%	+185

* Compared to same time period as previous year

** Case Type Categories are defined in the 2017 Virginia Judicial Workload Assessment

The data reported reflect the case management system. The case types reported may not necessitate judicial involvement.

2024 Overall GRAND TOTAL		Distribution of Caseload		Change*		Percentage (%) of Caseload		
1,053	+106 11.2%	Adult	547 52%	6.4% ▲	+33	Adult	54.3%	51.9%
2024		Juvenile	506 48%	16.9% ▲	+73	Juvenile	45.7%	48.1%
2023		GRAND TOTAL	1,053 100%	11.2% ▲	+106	GRAND TOTAL	100%	100%

Filings by Division & Code

Division	Case Type Description	Code	Summary	Change	% Change	Absolute Change
Adult	Civil Support	VS	113	▲	+7.6%	+8
	Show Cause	SC	111	▲	-	-
	Misdemeanor	CM	102	▼	-8.9%	-10
	Other	OT	86	▲	+10.3%	+8
	Family Abuse - Protective Order	FP	45	▲	+21.6%	+8
	Felony	CF	44	▲	+120.0%	+24
	Capias	CA	26	▲	+13.0%	+3
	Remand Support	RS	9	▼	-25.0%	-3
	Motion - Protective Order	MP	6	▼	-40.0%	-4
	Non-Family Abuse Protective Order	AP	3	▼	-40.0%	-2
	Violation Family Abuse Protective Order	PS	1	▲	-	+1
	Violation of Protective Order	PV	1	↔	-	-
	Total		547	▲	6.4%	+33
Juvenile	Custody Visitation	CV	320	▲	+25.5%	+65
	Misdemeanor	DM	47	▲	+46.9%	+15
	Felony	DF	28	▲	+55.6%	+10
	Show Cause	SC	24	▼	-27.3%	-9
	Traffic	T	21	▼	-16.0%	-4
	Civil Violation	CI	8	▲	-	+8
	Truancy	TR	8	▲	+14.3%	+1
	Child In Need of Services	CS	7	▲	+16.7%	+1
	Remand Custody	RC	7	▼	-50.0%	-7
	Remand Visitation	RV	7	▼	-46.2%	-6
	Abuse and Neglect	AN	5	▼	-50.0%	-5
	Non-Family Abuse Protective Order	AP	4	▲	+100.0%	+2
	Other	OT	4	▲	+300.0%	+3
	Permanency Planning	PH	4	▲	+33.3%	+1
	Status	ST	4	▲	+100.0%	+2
	Foster Care Review	FC	3	▼	-50.0%	-3
	Temporary Detention Order	TD	2	▲	-	+2
	Family Abuse - Protective Order	FP	1	▲	-	+1
	Initial Foster Care	IF	1	▼	-50.0%	-1
	Voluntary Continuing Services and Support Agreem	VA	1	▲	-	+1
	Capias	CA	0	▼	-100.0%	-1
	Paternity	PT	0	▼	-100.0%	-1
	Qualified Residential Treatment	QR	0	▼	-100.0%	-2
	Total		506	▲	16.9%	+73
GRAND TOTAL			1,053	▲	11.2%	+106

Filings by Major Case Category**

Category	Summary	Change	% Change	Absolute Change
Adult Criminal	238	▲	+5.8%	+13
Child Dependency	14	▲	-39.1%	-9
Child in Need of Services/Supervision	15	▲	+15.4%	+2
Custody and Visitation	320	▼	+25.0%	+64
Delinquency	99	▼	+17.9%	+15
Juvenile Miscellaneous	4	▲	+100.0%	+2

* Compared to same time period as previous year ** Case Type Categories are defined in the 2017 Virginia Judicial Workload Assessment

The data reported reflect the case management system. The case types reported may not necessitate judicial involvement.

New to Workload Study	8	▲	-	+8
Other	115	▲	-2.5%	-3
Protective Orders	59	▲	+9.3%	+5
Support	160	▲	+8.8%	+13
Traffic	21	▼	-16.0%	-4
GRAND TOTAL	1,053	▲	11.2%	+106

* Compared to same time period as previous year

** Case Type Categories are defined in the 2017 Virginia Judicial Workload Assessment

The data reported reflect the case management system. The case types reported may not necessitate judicial involvement.

2024 Overall GRAND TOTAL		Distribution of Caseload			Change*		Percentage (%) of Caseload		
17,490	-1,691 -8.8%	Adult	8,962	51%	-4.0% ▼	-376	Adult	48.7%	51.2%
		Juvenile	8,528	49%	-13.4% ▼	-1,315	Juvenile	51.3%	48.8%
		GRAND TOTAL	17,490	100%	-8.8% ▼	-1,691	GRAND TOTAL	100%	100%

Filings by Division & Code

Division	Case Type Description	Code	Summary	Change	% Change	Absolute Change
Adult	Civil Support	VS	1,984	▼	-4.2%	-87
	Misdemeanor	CM	1,838	▼	-6.2%	-122
	Show Cause	SC	1,591	▼	-8.5%	-148
	Other	OT	1,363	▼	+3.6%	+47
	Family Abuse - Protective Order	FP	794	▼	-5.0%	-42
	Felony	CF	621	▲	+7.8%	+45
	Capias	CA	434	▼	+6.1%	+25
	Remand Support	RS	134	▼	-29.5%	-56
	Motion - Protective Order	MP	104	▼	-31.1%	-47
	Violation of Protective Order	PV	53	▲	+1.9%	+1
	Non-Family Abuse Protective Order	AP	45	▲	+32.4%	+11
	Protective Order	PC	1	▲	-	+1
	Criminal Support	CS	0	▼	-100.0%	-1
	Violation Family Abuse Protective Order	PS	0	▼	-100.0%	-3
	Total		8,962	▼	-4.0%	-376
Juvenile	Custody Visitation	CV	5,363	▼	-10.3%	-613
	Misdemeanor	DM	1,125	▼	-11.5%	-146
	Traffic	T	495	▼	-24.4%	-160
	Felony	DF	436	▼	-2.2%	-10
	Remand Custody	RC	187	▼	-49.9%	-186
	Remand Visitation	RV	182	▼	-34.5%	-96
	Special Immigrant Juvenile Status	SI	125	▲	+23.8%	+24
	Status	ST	101	▼	-44.8%	-82
	Permanency Planning	PH	71	▲	+2.9%	+2
	Foster Care Review	FC	59	▲	+31.1%	+14
	Child In Need of Services	CS	53	▼	-11.7%	-7
	Paternity	PT	50	▼	-25.4%	-17
	Abuse and Neglect	AN	46	▼	-2.1%	-1
	Terminate Parental Rights	TP	44	▲	+25.7%	+9
	Non-Family Abuse Protective Order	AP	41	▲	+13.9%	+5
	Temporary Detention Order	TD	33	▼	-37.7%	-20
	Initial Foster Care	IF	23	▼	-32.4%	-11
	Truancy	TR	18	▼	-28.0%	-7
	Show Cause	SC	17	▼	+41.7%	+5
	Emergency Custody Order	EC	13	▼	-35.0%	-7
	Family Abuse - Protective Order	FP	12	▲	+200.0%	+8
	Voluntary Continuing Services and Support Agree	VA	11	▲	+37.5%	+3
	Relief of Custody	CR	7	▼	-53.3%	-8
	Civil Violation	CI	6	▲	+20.0%	+1
	Motion - Protective Order	MP	6	▼	-33.3%	-3
	Child at Risk	RI	4	▲	-	+4
	Capias	CA	0	▼	-100.0%	-1
	Emancipation	EP	0	▼	-100.0%	-1
	Juvenile Support	JS	0	▼	-100.0%	-1
	Other	OT	0	▼	-100.0%	-10
	Qualified Residential Treatment	QR	0	▼	-100.0%	-3
		Total		8,528	▼	-13.4%
	GRAND TOTAL		17,490	▼	-8.8%	-1,691

* Compared to same time period as previous year

** Case Type Categories are defined in the 2017 Virginia Judicial Workload Assessment

The data reported reflect the case management system. The case types reported may not necessitate judicial involvement.

Filings by Major Case Category**

Category	Summary	Change	% Change	Absolute Change
Adult Criminal	3,911	▲	-3.0%	-123
Child Dependency	265	▲	+3.5%	+9
Child in Need of Services/Supervision	71	▼	-17.4%	-15
Custody and Visitation	5,413	▼	-10.4%	-630
Delinquency	1,578	▼	-8.7%	-151
Juvenile Miscellaneous	101	▼	-45.1%	-83
New to Workload Study	131	▲	+23.6%	+25
Other	1,912	▼	-14.6%	-328
Protective Orders	1,002	▲	-6.4%	-68
Support	2,611	▼	-6.0%	-167
Traffic	495	▼	-24.4%	-160
GRAND TOTAL	17,490	▼	-8.8%	-1,691

* Compared to same time period as previous year

** Case Type Categories are defined in the 2017 Virginia Judicial Workload Assessment

The data reported reflect the case management system. The case types reported may not necessitate judicial involvement.

2024 Overall GRAND TOTAL		Distribution of Caseload		Change*		Percentage (%) of Caseload			
1,283	-326 -20.3%	Adult	716	56%	-10.2% ▼	-81	Adult	49.5%	55.8%
2024		Juvenile	567	44%	-30.2% ▼	-245	Juvenile	50.5%	44.2%
2023		GRAND TOTAL	1,283	100%	-20.3% ▼	-326	GRAND TOTAL	100%	100%

Filings by Division & Code

Division	Case Type Description	Code	Summary	Change	% Change	Absolute Change
Adult	Misdemeanor	CM	163	▼	-17.7%	-35
	Other	OT	134	▲	-3.6%	-5
	Civil Support	VS	123	▼	-6.1%	-8
	Show Cause	SC	93	▲	-14.7%	-16
	Family Abuse - Protective Order	FP	79	▲	+43.6%	+24
	Felony	CF	66	▼	-22.4%	-19
	Capias	CA	50	▲	-12.3%	-7
	Motion - Protective Order	MP	5	▼	-58.3%	-7
	Non-Family Abuse Protective Order	AP	2	▼	-77.8%	-7
	Remand Support	RS	1	↔		-
	Restricted License for Non-Support	SL	0	▼	-100.0%	-1
		Total		716	▼	-10.2%
Juvenile	Custody Visitation	CV	347	▼	-11.5%	-45
	Misdemeanor	DM	77	▼	-51.9%	-83
	Felony	DF	27	▼	-35.7%	-15
	Status	ST	24	▲	-40.0%	-16
	Traffic	T	24	▼	-57.9%	-33
	Truancy	TR	14	↔		-
	Terminate Parental Rights	TP	8	▼	-57.9%	-11
	Foster Care Review	FC	7	▼	-56.3%	-9
	Show Cause	SC	7	▲	+75.0%	+3
	Non-Family Abuse Protective Order	AP	6	↔		-
	Other	OT	5	▲	-	+5
	Permanency Planning	PH	4	▼	-60.0%	-6
	Temporary Detention Order	TD	4	▼	-33.3%	-2
	Emergency Custody Order	EC	3	▲	+50.0%	+1
	Paternity	PT	3	▲	+50.0%	+1
	Child In Need of Services	CS	2	▼	-66.7%	-4
	Family Abuse - Protective Order	FP	2	▲	-	+2
	Remand Visitation	RV	2	↔		-
	Remand Custody	RC	1	▼	-66.7%	-2
	Abuse and Neglect	AN	0	▼	-100.0%	-13
	Capias	CA	0	▼	-100.0%	-4
	Initial Foster Care	IF	0	▼	-100.0%	-10
	Qualified Residential Treatment	QR	0	▼	-100.0%	-2
	Special Immigrant Juvenile Status	SI	0	▼	-100.0%	-1
	Voluntary Continuing Services and Support Agree	VA	0	▼	-100.0%	-1
	Total		567	▼	-30.2%	-245
GRAND TOTAL			1,283	▼	-20.3%	-326

Filings by Major Case Category**

Category	Summary	Change	% Change	Absolute Change
Adult Criminal	325	▼	-21.9%	-91
Child Dependency	19	▼	-73.2%	-52
Child in Need of Services/Supervision	22	▲	+4.8%	+1
Custody and Visitation	350	▲	-11.2%	-44
Delinquency	105	▼	-49.8%	-104

* Compared to same time period as previous year ** Case Type Categories are defined in the 2017 Virginia Judicial Workload Assessment

The data reported reflect the case management system. The case types reported may not necessitate judicial involvement.

Juvenile Miscellaneous	24	▲	-40.0%	-16
New to Workload Study	0	▼	-100.0%	-1
Other	150	▲	-2.0%	-3
Protective Orders	94	▲	+14.6%	+12
Support	170	▲	+3.0%	+5
Traffic	24	▼	-57.9%	-33
GRAND TOTAL	1,283	▼	-20.3%	-326

* Compared to same time period as previous year

** Case Type Categories are defined in the 2017 Virginia Judicial Workload Assessment

The data reported reflect the case management system. The case types reported may not necessitate judicial involvement.

2024 Overall GRAND TOTAL		Distribution of Caseload			Change*		Percentage (%) of Caseload		
12,063	-264 -2.1%	Adult	6,610	55%	-0.8% ▼	-56	Adult	54.1%	54.8%
2024		Juvenile	5,453	45%	-3.7% ▼	-208	Juvenile	45.9%	45.2%
2023		GRAND TOTAL	12,063	100%	-2.1% ▼	-264	GRAND TOTAL	100%	100%

Filings by Division & Code

Division	Case Type Description	Code	Summary	Change	% Change	Absolute Change	
Adult	Other	OT	1,530	▲	+4.9%	+72	
	Misdemeanor	CM	1,438	▲	+1.8%	+25	
	Show Cause	SC	1,227	▲	+1.2%	+15	
	Civil Support	VS	893	▼	-13.6%	-141	
	Capias	CA	563	▼	-9.3%	-58	
	Family Abuse - Protective Order	FP	503	▼	-0.4%	-2	
	Felony	CF	387	▲	+3.2%	+12	
	Non-Family Abuse Protective Order	AP	29	▲	+38.1%	+8	
	Motion - Protective Order	MP	19	↔		-	
	Remand Support	RS	7	▲	+600.0%	+6	
	Restricted License for Non-Support	SL	6	▲	+200.0%	+4	
	Violation of Protective Order	PV	6	▲	+20.0%	+1	
	Criminal Support	CS	1	▲	-	+1	
	Emergency Custody Order	EC	1	▲	-	+1	
	Total		6,610	▼	-0.8%	-56	
Juvenile	Custody Visitation	CV	3,236	▼	-7.1%	-248	
	Misdemeanor	DM	532	▲	+1.9%	+10	
	Felony	DF	242	▼	-27.8%	-93	
	Paternity	PT	212	▼	-32.5%	-102	
	Permanency Planning	PH	205	▲	+35.8%	+54	
	Foster Care Review	FC	203	▲	+18.7%	+32	
	Abuse and Neglect	AN	131	▲	+19.1%	+21	
	Special Immigrant Juvenile Status	SI	124	▲	+9.7%	+11	
	Traffic	T	104	▲	+4.0%	+4	
	Initial Foster Care	IF	92	▲	+48.4%	+30	
	Terminate Parental Rights	TP	73	▲	+58.7%	+27	
	Temporary Detention Order	TD	58	▲	+100.0%	+29	
	Status	ST	40	▲	+5.3%	+2	
	Mental Commitment	MC	39	▼	-13.3%	-6	
	Show Cause	SC	29	▼	+11.5%	+3	
	Truancy	TR	28	▲	+33.3%	+7	
	Child In Need of Services	CS	22	▼	-29.0%	-9	
	Voluntary Continuing Services and Support Agreem	VA	16	▼	-20.0%	-4	
	Remand Custody	RC	11	▲	+450.0%	+9	
	Remand Visitation	RV	11	▲	-	+11	
	Other	OT	9	▲	+800.0%	+8	
	Relief of Custody	CR	9	▼	-18.2%	-2	
	Non-Family Abuse Protective Order	AP	8	▼	-42.9%	-6	
	Emergency Custody Order	EC	7	▲	+75.0%	+3	
	Family Abuse - Protective Order	FP	6	▲	+100.0%	+3	
	Motion - Protective Order	MP	4	▲	-	+4	
	Civil Violation	CI	1	▲	-	+1	
	Juvenile Support	JS	1	▼	-50.0%	-1	
	Qualified Residential Treatment	QR	0	▼	-100.0%	-6	
		Total		5,453	▼	-3.7%	-208
		GRAND TOTAL		12,063	▼	-2.1%	-264

* Compared to same time period as previous year
 ** Case Type Categories are defined in the 2017 Virginia Judicial Workload Assessment
 The data reported reflect the case management system. The case types reported may not necessitate judicial involvement.
 12/11/2024 1:39:25PM Source: SCV-SQL-Information

Filings by Major Case Category**

Category	Summary	Change	% Change	Absolute Change
Adult Criminal	2,858	▲	-0.4%	-12
Child Dependency	729	▲	+26.3%	+152
Child in Need of Services/Supervision	50	▼	-7.4%	-4
Custody and Visitation	3,448	▼	-9.2%	-350
Delinquency	803	▼	-8.9%	-78
Juvenile Miscellaneous	43	▲	+10.3%	+4
New to Workload Study	125	▲	+10.6%	+12
Other	1,670	▲	+8.5%	+131
Protective Orders	569	▲	+1.2%	+7
Support	1,664	▲	-7.2%	-130
Traffic	104	▲	+4.0%	+4
GRAND TOTAL	12,063	▼	-2.1%	-264

* Compared to same time period as previous year

** Case Type Categories are defined in the 2017 Virginia Judicial Workload Assessment

The data reported reflect the case management system. The case types reported may not necessitate judicial involvement.

2024 Overall GRAND TOTAL		Distribution of Caseload			Change*		Percentage (%) of Caseload		
16,778 +2,482 17.4% 	Adult	8,341	50%	8.7% ▲	+667	Adult	2023	2024	
	Juvenile	8,437	50%	27.4% ▲	+1,815	Juvenile	53.7%	49.7%	
GRAND TOTAL		16,778	100%	17.4% ▲	+2,482	GRAND TOTAL	100%	100%	

Filings by Division & Code

Division	Case Type Description	Code	Summary	Change	% Change	Absolute Change	
Adult	Show Cause	SC	1,826	▲	+20.2%	+307	
	Civil Support	VS	1,721	▲	+48.4%	+561	
	Misdemeanor	CM	1,523	▼	-8.0%	-133	
	Other	OT	1,026	▲	+2.5%	+25	
	Capias	CA	789	▲	+0.3%	+2	
	Family Abuse - Protective Order	FP	606	▼	-8.0%	-53	
	Felony	CF	602	▼	-9.3%	-62	
	Motion - Protective Order	MP	104	▼	-4.6%	-5	
	Remand Support	RS	67	▲	+157.7%	+41	
	Violation of Protective Order	PV	35	▼	-23.9%	-11	
	Non-Family Abuse Protective Order	AP	25	▼	-28.6%	-10	
	Restricted License for Non-Support	SL	14	▲	+55.6%	+5	
	Protective Order	PC	3	▲	-	+3	
	Criminal Support	CS	0	▼	-100.0%	-2	
	Temporary Detention Order	TD	0	▼	-100.0%	-1	
Total			8,341	▲	8.7%	+667	
Juvenile	Custody Visitation	CV	5,329	▲	+34.0%	+1,352	
	Misdemeanor	DM	1,015	▲	+16.0%	+140	
	Traffic	T	510	↔	-	-	
	Felony	DF	311	▼	-2.8%	-9	
	Abuse and Neglect	AN	137	▲	+57.5%	+50	
	Foster Care Review	FC	127	▲	+17.6%	+19	
	Paternity	PT	126	▲	+57.5%	+46	
	Special Immigrant Juvenile Status	SI	125	▲	+68.9%	+51	
	Permanency Planning	PH	123	▲	+33.7%	+31	
	Show Cause	SC	117	▼	+41.0%	+34	
	Initial Foster Care	IF	98	▲	+69.0%	+40	
	Status	ST	61	▲	+48.8%	+20	
	Child In Need of Services	CS	57	▼	-24.0%	-18	
	Remand Visitation	RV	57	▲	+256.3%	+41	
	Remand Custody	RC	52	▲	+300.0%	+39	
	Temporary Detention Order	TD	40	▼	-38.5%	-25	
	Capias	CA	35	▲	+66.7%	+14	
	Non-Family Abuse Protective Order	AP	32	▼	-15.8%	-6	
	Terminate Parental Rights	TP	30	▼	-18.9%	-7	
	Relief of Custody	CR	9	▲	+200.0%	+6	
	Mental Commitment	MC	6	▼	-53.8%	-7	
	Other	OT	6	▼	-40.0%	-4	
	Truancy	TR	6	▲	+200.0%	+4	
	Voluntary Continuing Services and Support Agree	VA	6	▼	-33.3%	-3	
	Family Abuse - Protective Order	FP	5	▲	+66.7%	+2	
	Motion - Protective Order	MP	5	▲	+150.0%	+3	
	Emancipation	EP	4	▲	-	+4	
	Entrustment	ET	3	▲	-	+3	
	Civil Violation	CI	2	▲	+100.0%	+1	
	Emergency Custody Order	EC	2	▼	-71.4%	-5	
	Violation Family Abuse Protective Order	PS	1	▲	-	+1	
	Child at Risk	RI	0	▼	-100.0%	-2	
	Total			8,437	▲	27.4%	+1,815
	GRAND TOTAL			16,778	▲	17.4%	+2,482

* Compared to same time period as previous year

** Case Type Categories are defined in the 2017 Virginia Judicial Workload Assessment

The data reported reflect the case management system. The case types reported may not necessitate judicial involvement.

Filings by Major Case Category**

Category	Summary	Change	% Change	Absolute Change
Adult Criminal	3,377	▲	-4.4%	-156
Child Dependency	533	▲	+34.6%	+137
Child in Need of Services/Supervision	63	▲	-20.3%	-16
Custody and Visitation	5,455	▲	+34.5%	+1,398
Delinquency	1,479	▲	+14.0%	+182
Juvenile Miscellaneous	65	▲	+54.8%	+23
New to Workload Study	127	▲	+69.3%	+52
Other	1,256	▲	+9.1%	+105
Protective Orders	777	▲	-8.2%	-69
Support	3,136	▲	+35.8%	+826
Traffic	510	↔		0
GRAND TOTAL	16,778	▲	17.4%	+2,482

* Compared to same time period as previous year

** Case Type Categories are defined in the 2017 Virginia Judicial Workload Assessment

The data reported reflect the case management system. The case types reported may not necessitate judicial involvement.

2024 Overall GRAND TOTAL		Distribution of Caseload		Change*		Percentage (%) of Caseload			
2024	2,149	Adult	1,161	54%	8.3% ▲	+89	Adult	51.7%	54.0%
		Juvenile	988	46%	-1.5% ▼	-15	Juvenile	48.3%	46.0%
2023	+74 3.6% ▲	GRAND TOTAL	2,149	100%	3.6% ▲	+74	GRAND TOTAL	100%	100%

Filings by Division & Code

Division	Case Type Description	Code	Summary	Change	% Change	Absolute Change	
Adult	Misdemeanor	CM	249	▼	-1.2%	-3	
	Civil Support	VS	248	▲	+12.2%	+27	
	Show Cause	SC	197	▲	+15.9%	+27	
	Other	OT	157	▲	+80.5%	+70	
	Family Abuse - Protective Order	FP	100	▼	-32.9%	-49	
	Felony	CF	93	▼	-3.1%	-3	
	Capias	CA	75	▲	+41.5%	+22	
	Motion - Protective Order	MP	14	▼	-26.3%	-5	
	Remand Support	RS	12	▲	+500.0%	+10	
	Non-Family Abuse Protective Order	AP	8	▼	-38.5%	-5	
	Violation of Protective Order	PV	6	▼	-25.0%	-2	
	Restricted License for Non-Support	SL	1	▼	-50.0%	-1	
	Violation Family Abuse Protective Order	PS	1	▲	-	+1	
	Total			1,161	▲	8.3%	+89
Juvenile	Custody Visitation	CV	724	▲	+1.7%	+12	
	Misdemeanor	DM	48	▼	-26.2%	-17	
	Felony	DF	31	▼	-18.4%	-7	
	Traffic	T	27	▼	-47.1%	-24	
	Child In Need of Services	CS	23	▲	+53.3%	+8	
	Paternity	PT	18	▼	-25.0%	-6	
	Remand Custody	RC	17	▲	+1,600.0%	+16	
	Remand Visitation	RV	17	▲	+1,600.0%	+16	
	Non-Family Abuse Protective Order	AP	13	▼	-18.8%	-3	
	Show Cause	SC	9	▲	+28.6%	+2	
	Other	OT	7	▼	-22.2%	-2	
	Special Immigrant Juvenile Status	SI	7	▲	+250.0%	+5	
	Temporary Detention Order	TD	7	▼	-12.5%	-1	
	Truancy	TR	7	▼	-36.4%	-4	
	Emergency Custody Order	EC	5	▲	+25.0%	+1	
	Foster Care Review	FC	5	▼	-44.4%	-4	
	Civil Violation	CI	4	▲	+300.0%	+3	
	Initial Foster Care	IF	4	↔	-	-	
	Status	ST	4	↔	-33.3%	-2	
	Abuse and Neglect	AN	3	▲	+50.0%	+1	
	Capias	CA	2	▲	+100.0%	+1	
	Family Abuse - Protective Order	FP	2	↔	-	-	
	Relief of Custody	CR	2	↔	-	-	
	Voluntary Continuing Services and Support Agreem	VA	2	▲	+100.0%	+1	
	Entrustment	ET	0	▼	-100.0%	-7	
	Mental Commitment	MC	0	▼	-100.0%	-1	
	Protective Order	PC	0	▼	-100.0%	-1	
	Terminate Parental Rights	TP	0	▼	-100.0%	-2	
	Total			988	▼	-1.5%	-15
	GRAND TOTAL			2,149	▲	3.6%	+74

* Compared to same time period as previous year

** Case Type Categories are defined in the 2017 Virginia Judicial Workload Assessment

The data reported reflect the case management system. The case types reported may not necessitate judicial involvement.

Filings by Major Case Category**

Category	Summary	Change	% Change	Absolute Change
Adult Criminal	461	▲	+5.5%	+24
Child Dependency	16	▼	-40.7%	-11
Child in Need of Services/Supervision	33	▲	+26.9%	+7
Custody and Visitation	742	▼	+0.8%	+6
Delinquency	87	▼	-22.3%	-25
Juvenile Miscellaneous	4	↔	-33.3%	-2
New to Workload Study	11	▲	+266.7%	+8
Other	222	▲	+96.5%	+109
Protective Orders	137	▼	-31.2%	-62
Support	409	▲	+12.1%	+44
Traffic	27	▼	-47.1%	-24
GRAND TOTAL	2,149	▲	3.6%	+74

* Compared to same time period as previous year

** Case Type Categories are defined in the 2017 Virginia Judicial Workload Assessment

The data reported reflect the case management system. The case types reported may not necessitate judicial involvement.

2024 Overall GRAND TOTAL		Distribution of Caseload		Change*		Percentage (%) of Caseload			
681	+115 20.3%	Adult	418	61%	38.9% ▲	+117	Adult	53.2%	61.4%
2024		Juvenile	263	39%	-0.8% ▼	-2	Juvenile	46.8%	38.6%
2023		GRAND TOTAL	681	100%	20.3% ▲	+115	GRAND TOTAL	100%	100%

Filings by Division & Code

Division	Case Type Description	Code	Summary	Change	% Change	Absolute Change
Adult	Show Cause	SC	119	▲	+213.2%	+81
	Misdemeanor	CM	107	▲	+32.1%	+26
	Other	OT	70	▲	+37.3%	+19
	Civil Support	VS	64	▼	-11.1%	-8
	Felony	CF	27	▲	+8.0%	+2
	Family Abuse - Protective Order	FP	16	▼	-30.4%	-7
	Capias	CA	8	↔	+33.3%	+2
	Motion - Protective Order	MP	6	▲	+50.0%	+2
	Non-Family Abuse Protective Order	AP	1	▲	-	+1
	Restricted License for Non-Support	SL	0	▼	-100.0%	-1
	Total		418	▲	38.9%	+117
Juvenile	Custody Visitation	CV	121	▼	-2.4%	-3
	Show Cause	SC	64	▲	+966.7%	+58
	Misdemeanor	DM	28	▲	+3.7%	+1
	Traffic	T	27	▼	-38.6%	-17
	Felony	DF	5	▼	-44.4%	-4
	Mental Commitment	MC	4	▲	+33.3%	+1
	Abuse and Neglect	AN	2	▼	-60.0%	-3
	Foster Care Review	FC	2	▼	-33.3%	-1
	Paternity	PT	2	▼	-50.0%	-2
	Permanency Planning	PH	2	▼	-75.0%	-6
	Status	ST	2	▼	-90.5%	-19
	Voluntary Continuing Services and Support Agreem	VA	2	▲	-	+2
	Child In Need of Services	CS	1	▲	-	+1
	Emergency Custody Order	EC	1	▲	-	+1
	Child at Risk	RI	0	▼	-100.0%	-3
	Civil Violation	CI	0	▼	-100.0%	-1
	Initial Foster Care	IF	0	▼	-100.0%	-1
	Motion - Protective Order	MP	0	▼	-100.0%	-1
	Terminate Parental Rights	TP	0	▼	-100.0%	-5
		Total		263	▼	-0.8%
	GRAND TOTAL		681	▲	20.3%	+115

Filings by Major Case Category**

Category	Summary	Change	% Change	Absolute Change
Adult Criminal	239	▲	+78.4%	+105
Child Dependency	8	▲	-68.0%	-17
Child in Need of Services/Supervision	1	▲	-	+1
Custody and Visitation	123	▼	-3.9%	-5
Delinquency	97	▲	+131.0%	+55
Juvenile Miscellaneous	2	▼	-90.5%	-19
New to Workload Study	0	▼	-100.0%	-1
Other	75	▲	+38.9%	+21
Protective Orders	23	▲	-17.9%	-5
Support	86	▼	-3.4%	-3
Traffic	27	▼	-38.6%	-17

* Compared to same time period as previous year

** Case Type Categories are defined in the 2017 Virginia Judicial Workload Assessment

The data reported reflect the case management system. The case types reported may not necessitate judicial involvement.

GRAND TOTAL

681

▲

20.3%

+115

* Compared to same time period as previous year

** Case Type Categories are defined in the 2017 Virginia Judicial Workload Assessment

The data reported reflect the case management system. The case types reported may not necessitate judicial involvement.

2024 Overall GRAND TOTAL		Distribution of Caseload			Change*		Percentage (%) of Caseload		
2,271 	+97	Adult	1,129	50%	20.1% ▲	+189	Adult	43.2%	49.7%
	4.5%	Juvenile	1,142	50%	-7.5% ▼	-92	Juvenile	56.8%	50.3%
GRAND TOTAL		GRAND TOTAL	2,271	100%	4.5% ▲	+97	GRAND TOTAL	100%	100%

Filings by Division & Code

Division	Case Type Description	Code	Summary	Change	% Change	Absolute Change
Adult	Misdemeanor	CM	300	▲	+53.1%	+104
	Other	OT	202	▲	+23.9%	+39
	Civil Support	VS	177	▼	-15.3%	-32
	Show Cause	SC	175	▲	+15.1%	+23
	Felony	CF	102	▲	+82.1%	+46
	Family Abuse - Protective Order	FP	93	▲	+36.8%	+25
	Capias	CA	47	▼	-25.4%	-16
	Motion - Protective Order	MP	14	▼	-6.7%	-1
	Violation of Protective Order	PV	8	▲	+33.3%	+2
	Non-Family Abuse Protective Order	AP	7	↔		-
	Remand Support	RS	4	↔		-
	Restricted License for Non-Support	SL	0	▼	-100.0%	-1
	Total			1,129	▲	20.1%
Juvenile	Custody Visitation	CV	592	▼	-15.9%	-112
	Misdemeanor	DM	149	▲	+34.2%	+38
	Felony	DF	53	▲	+6.0%	+3
	Traffic	T	52	▼	-38.8%	-33
	Foster Care Review	FC	42	▲	+121.1%	+23
	Abuse and Neglect	AN	34	▼	-8.1%	-3
	Mental Commitment	MC	32	▼	-23.8%	-10
	Permanency Planning	PH	30	▲	+114.3%	+16
	Terminate Parental Rights	TP	27	▲	+170.0%	+17
	Initial Foster Care	IF	23	▲	+35.3%	+6
	Paternity	PT	17	▼	-58.5%	-24
	Status	ST	13	▼	-13.3%	-2
	Remand Visitation	RV	10	↔		-
	Child In Need of Services	CS	9	▲	+12.5%	+1
	Emergency Custody Order	EC	9	▼	-18.2%	-2
	Remand Custody	RC	8	↔		-
	Relief of Custody	CR	7	▲	+250.0%	+5
	Special Immigrant Juvenile Status	SI	7	▲	-	+7
	Civil Violation	CI	5	▲	+400.0%	+4
	Truancy	TR	5	▼	-44.4%	-4
	Motion - Protective Order	MP	4	▲	+100.0%	+2
	Non-Family Abuse Protective Order	AP	4	▼	-42.9%	-3
	Show Cause	SC	3	▼	-66.7%	-6
	Temporary Detention Order	TD	3	▼	-57.1%	-4
	Capias	CA	1	▼	-66.7%	-2
	Entrustment	ET	1	▼	-50.0%	-1
	Family Abuse - Protective Order	FP	1	▲	-	+1
	Restoration of Parental Rights	RR	1	▼	-50.0%	-1
	Child at Risk	RI	0	▼	-100.0%	-1
	Other	OT	0	▼	-100.0%	-3
	Qualified Residential Treatment	QR	0	▼	-100.0%	-2
	Voluntary Continuing Services and Support Agreem	VA	0	▼	-100.0%	-2
	Total			1,142	▼	-7.5%
GRAND TOTAL			2,271	▲	4.5%	+97

* Compared to same time period as previous year ** Case Type Categories are defined in the 2017 Virginia Judicial Workload Assessment
 The data reported reflect the case management system. The case types reported may not necessitate judicial involvement.
 12/11/2024 1:39:25PM Source: SCV-SQL-Information


Filings by Major Case Category**

Category	Summary	Change	% Change	Absolute Change
Adult Criminal	576	▲	+34.3%	+147
Child Dependency	164	▲	+54.7%	+58
Child in Need of Services/Supervision	14	▼	-22.2%	-4
Custody and Visitation	609	▼	-18.3%	-136
Delinquency	206	▼	+19.8%	+34
Juvenile Miscellaneous	13	▼	-13.3%	-2
New to Workload Study	12	▲	+1,100.0%	+11
Other	269	▼	+7.6%	+19
Protective Orders	123	▲	+24.2%	+24
Support	233	▼	-8.3%	-21
Traffic	52	▼	-38.8%	-33
GRAND TOTAL	2,271	▲	4.5%	+97

* Compared to same time period as previous year

** Case Type Categories are defined in the 2017 Virginia Judicial Workload Assessment

The data reported reflect the case management system. The case types reported may not necessitate judicial involvement.

2024 Overall GRAND TOTAL		Distribution of Caseload			Change*		Percentage (%) of Caseload		
3,665	-292 -7.4%	Adult	1,817	50%	-7.2% ▼	-141	Adult	49.5%	49.6%
2024 		Juvenile	1,848	50%	-7.6% ▼	-151	Juvenile	50.5%	50.4%
2023		GRAND TOTAL	3,665	100%	-7.4% ▼	-292	GRAND TOTAL	100%	100%

Filings by Division & Code

Division	Case Type Description	Code	Summary	Change	% Change	Absolute Change	
Adult	Civil Support	VS	399	▼	-1.2%	-5	
	Misdemeanor	CM	340	▼	-8.4%	-31	
	Show Cause	SC	335	▲	+13.2%	+39	
	Other	OT	270	▼	-20.8%	-71	
	Family Abuse - Protective Order	FP	173	▼	-7.5%	-14	
	Felony	CF	120	▼	-14.3%	-20	
	Capias	CA	95	▼	-26.9%	-35	
	Non-Family Abuse Protective Order	AP	38	▲	+72.7%	+16	
	Motion - Protective Order	MP	24	▼	-25.0%	-8	
	Violation of Protective Order	PV	13	▼	-58.1%	-18	
	Remand Support	RS	8	▲	+100.0%	+4	
	Violation Family Abuse Protective Order	PS	2	▲	-	+2	
		Total		1,817	▼	-7.2%	-141
Juvenile	Custody Visitation	CV	1,211	▼	-6.6%	-85	
	Misdemeanor	DM	154	▼	-18.1%	-34	
	Traffic	T	135	▲	+1.5%	+2	
	Felony	DF	56	▼	-24.3%	-18	
	Foster Care Review	FC	53	▲	+23.3%	+10	
	Permanency Planning	PH	37	▲	+2.8%	+1	
	Show Cause	SC	26	▼	-57.4%	-35	
	Terminate Parental Rights	TP	26	▲	+2,500.0%	+25	
	Child In Need of Services	CS	25	▲	+78.6%	+11	
	Non-Family Abuse Protective Order	AP	18	▼	-14.3%	-3	
	Remand Custody	RC	17	▲	+183.3%	+11	
	Remand Visitation	RV	17	▲	+183.3%	+11	
	Initial Foster Care	IF	12	▲	+33.3%	+3	
	Capias	CA	8	▲	+14.3%	+1	
	Paternity	PT	8	▼	-57.9%	-11	
	Voluntary Continuing Services and Support Agreem	VA	8	▲	+166.7%	+5	
	Other	OT	6	▲	+200.0%	+4	
	Entrustment	ET	5	▲	+66.7%	+2	
	Family Abuse - Protective Order	FP	5	▲	+400.0%	+4	
	Truancy	TR	5	▼	-68.8%	-11	
	Abuse and Neglect	AN	4	▼	-87.9%	-29	
	Temporary Detention Order	TD	4	▲	+33.3%	+1	
	Relief of Custody	CR	2	↔	-	-	
	Status	ST	2	▼	-77.8%	-7	
	Emancipation	EP	1	↔	-	-	
	Motion - Protective Order	MP	1	▼	-66.7%	-2	
	Protective Order	PC	1	▲	-	+1	
	Special Immigrant Juvenile Status	SI	1	▼	-50.0%	-1	
	Civil Violation	CI	0	▼	-100.0%	-3	
	Emergency Custody Order	EC	0	▼	-100.0%	-2	
	Qualified Residential Treatment	QR	0	▼	-100.0%	-2	
		Total		1,848	▼	-7.6%	-151
	GRAND TOTAL			3,665	▼	-7.4%	-292

* Compared to same time period as previous year

** Case Type Categories are defined in the 2017 Virginia Judicial Workload Assessment

The data reported reflect the case management system. The case types reported may not necessitate judicial involvement.

Filings by Major Case Category**

Category	Summary	Change	% Change	Absolute Change
Adult Criminal	704	▲	-11.4%	-91
Child Dependency	147	▲	+11.4%	+15
Child in Need of Services/Supervision	33	▼	-23.3%	-10
Custody and Visitation	1,219	▼	-7.3%	-96
Delinquency	242	▲	-23.7%	-75
Juvenile Miscellaneous	3	▼	-70.0%	-7
New to Workload Study	1	▼	-80.0%	-4
Other	322	▲	-11.5%	-42
Protective Orders	259	▲	-2.6%	-7
Support	600	▲	+4.0%	+23
Traffic	135	▲	+1.5%	+2
GRAND TOTAL	3,665	▼	-7.4%	-292

* Compared to same time period as previous year

** Case Type Categories are defined in the 2017 Virginia Judicial Workload Assessment

The data reported reflect the case management system. The case types reported may not necessitate judicial involvement.

2024 Overall GRAND TOTAL		Distribution of Caseload		Change*		Percentage (%) of Caseload		
1,444	+133 10.1%	Adult	622 43%	6.1% ▲	+36	Adult	44.7%	43.1%
2024		Juvenile	822 57%	13.4% ▲	+97	Juvenile	55.3%	56.9%
2023		GRAND TOTAL	1,444 100%	10.1% ▲	+133	GRAND TOTAL	100%	100%

Filings by Division & Code

Division	Case Type Description	Code	Summary	Change	% Change	Absolute Change	
Adult	Civil Support	VS	131	▼	-26.4%	-47	
	Show Cause	SC	120	▲	+48.1%	+39	
	Misdemeanor	CM	98	▼	-9.3%	-10	
	Other	OT	89	▲	+2.3%	+2	
	Felony	CF	83	▲	+88.6%	+39	
	Family Abuse - Protective Order	FP	52	▲	+44.4%	+16	
	Capias	CA	16	▲	-44.8%	-13	
	Motion - Protective Order	MP	14	▲	+16.7%	+2	
	Remand Support	RS	9	▲	+80.0%	+4	
	Non-Family Abuse Protective Order	AP	6	▲	+200.0%	+4	
	Violation of Protective Order	PV	3	▼	-25.0%	-1	
	Restricted License for Non-Support	SL	1	▲	-	+1	
	Total		622	▲	6.1%	+36	
Juvenile	Custody Visitation	CV	509	▲	+24.4%	+100	
	Misdemeanor	DM	108	▲	+54.3%	+38	
	Traffic	T	46	▼	-9.8%	-5	
	Abuse and Neglect	AN	16	▲	+220.0%	+11	
	Felony	DF	15	▼	-66.7%	-30	
	Paternity	PT	15	▼	-61.5%	-24	
	Permanency Planning	PH	15	▲	+150.0%	+9	
	Truancy	TR	15	▲	+150.0%	+9	
	Remand Custody	RC	11	▲	+37.5%	+3	
	Remand Visitation	RV	11	▲	+37.5%	+3	
	Child In Need of Services	CS	10	▲	+25.0%	+2	
	Civil Violation	CI	9	▼	-50.0%	-9	
	Voluntary Continuing Services and Support Agree	VA	7	▲	+250.0%	+5	
	Terminate Parental Rights	TP	6	▲	+500.0%	+5	
	Initial Foster Care	IF	5	↔	-	-	
	Non-Family Abuse Protective Order	AP	5	▼	-54.5%	-6	
	Status	ST	5	▲	+66.7%	+2	
	Capias	CA	3	▲	-	+3	
	Foster Care Review	FC	3	▼	-25.0%	-1	
	Motion - Protective Order	MP	2	▲	+100.0%	+1	
	Other	OT	2	▼	-77.8%	-7	
	Juvenile Support	JS	1	▲	-	+1	
	Show Cause	SC	1	▼	-80.0%	-4	
	Special Immigrant Juvenile Status	SI	1	▲	-	+1	
	Temporary Detention Order	TD	1	▼	-88.9%	-8	
	Relief of Custody	CR	0	▼	-100.0%	-2	
		Total		822	▲	13.4%	+97
		GRAND TOTAL		1,444	▲	10.1%	+133

Filings by Major Case Category**

Category	Summary	Change	% Change	Absolute Change
Adult Criminal	286	▲	+11.3%	+29
Child Dependency	52	▲	+108.0%	+27
Child in Need of Services/Supervision	25	▲	+66.7%	+10

* Compared to same time period as previous year ** Case Type Categories are defined in the 2017 Virginia Judicial Workload Assessment

The data reported reflect the case management system. The case types reported may not necessitate judicial involvement.

Custody and Visitation	524	▼	+17.0%	+76
Delinquency	127	▲	+6.7%	+8
Juvenile Miscellaneous	5	▲	+66.7%	+2
New to Workload Study	10	▲	-44.4%	-8
Other	123	▼	-2.4%	-3
Protective Orders	79	▲	+27.4%	+17
Support	167	▲	-10.7%	-20
Traffic	46	▼	-9.8%	-5
GRAND TOTAL	1,444	▲	10.1%	+133

* Compared to same time period as previous year

** Case Type Categories are defined in the 2017 Virginia Judicial Workload Assessment

The data reported reflect the case management system. The case types reported may not necessitate judicial involvement.

2024 Overall GRAND TOTAL		Distribution of Caseload		Change*		Percentage (%) of Caseload			
555 +78 16.4% 	2024 2023	Adult	309	56%	10.8% ▲	+30	Adult	58.5%	55.7%
		Juvenile	246	44%	24.2% ▲	+48	Juvenile	41.5%	44.3%
GRAND TOTAL		555	100%	16.4% ▲	+78	GRAND TOTAL	100%	100%	

Filings by Division & Code

Division	Case Type Description	Code	Summary	Change	% Change	Absolute Change
Adult	Misdemeanor	CM	72	▲	+10.8%	+7
	Civil Support	VS	60	▲	+5.3%	+3
	Other	OT	59	▼	+22.9%	+11
	Show Cause	SC	55	▲	+48.6%	+18
	Felony	CF	19	▼	-9.5%	-2
	Capias	CA	18	▼	-21.7%	-5
	Family Abuse - Protective Order	FP	14	▼	-22.2%	-4
	Non-Family Abuse Protective Order	AP	4	▼	-42.9%	-3
	Motion - Protective Order	MP	3	▲	+50.0%	+1
	Remand Support	RS	2	▲	-	+2
	Criminal Support	CS	1	▲	-	+1
	Restricted License for Non-Support	SL	1	▲	-	+1
	Violation of Protective Order	PV	1	▲	-	+1
	Violation Family Abuse Protective Order	PS	0	▼	-100.0%	-1
Total			309	▲	10.8%	+30
Juvenile	Custody Visitation	CV	104	▼	-11.1%	-13
	Misdemeanor	DM	68	▲	+94.3%	+33
	Truancy	TR	14	▲	+1,300.0%	+13
	Traffic	T	12	▼	-55.6%	-15
	Child In Need of Services	CS	10	▲	+233.3%	+7
	Felony	DF	8	▲	+100.0%	+4
	Paternity	PT	7	▲	+600.0%	+6
	Remand Custody	RC	7	▲	+250.0%	+5
	Remand Visitation	RV	7	▲	+250.0%	+5
	Abuse and Neglect	AN	2	▲	-	+2
	Temporary Detention Order	TD	2	▲	+100.0%	+1
	Emancipation	EP	1	▲	-	+1
	Foster Care Review	FC	1	▼	-66.7%	-2
	Non-Family Abuse Protective Order	AP	1	▲	-	+1
	Show Cause	SC	1	▲	-	+1
	Terminate Parental Rights	TP	1	▲	-	+1
	Status	ST	0	▼	-100.0%	-1
	Voluntary Continuing Services and Support Agreem	VA	0	▼	-100.0%	-1
Total			246	▲	24.2%	+48
GRAND TOTAL			555	▲	16.4%	+78

Filings by Major Case Category**

Category	Summary	Change	% Change	Absolute Change
Adult Criminal	143	▲	+10.9%	+14
Child Dependency	4	▲	-	0
Child in Need of Services/Supervision	25	▲	+525.0%	+21
Custody and Visitation	111	▲	-5.9%	-7
Delinquency	76	▲	+94.9%	+37
Juvenile Miscellaneous	1	▲	-	0
Other	77	▲	+45.3%	+24
Protective Orders	22	▲	-18.5%	-5

* Compared to same time period as previous year

** Case Type Categories are defined in the 2017 Virginia Judicial Workload Assessment

The data reported reflect the case management system. The case types reported may not necessitate judicial involvement.

Support	84	▲	+12.0%	+9
Traffic	12	▼	-55.6%	-15
GRAND TOTAL	555	▲	16.4%	+78

* Compared to same time period as previous year

** Case Type Categories are defined in the 2017 Virginia Judicial Workload Assessment

The data reported reflect the case management system. The case types reported may not necessitate judicial involvement.

2024 Overall GRAND TOTAL		Distribution of Caseload		Change*		Percentage (%) of Caseload		
557 	+41 7.9%	Adult	298 54%	-0.3% ▼	-1	Adult	57.9%	53.5%
		Juvenile	259 46%	19.4% ▲	+42	Juvenile	42.1%	46.5%
		GRAND TOTAL	557 100%	7.9% ▲	+41	GRAND TOTAL	100%	100%

Filings by Division & Code

Division	Case Type Description	Code	Summary	Change	% Change	Absolute Change
Adult	Misdemeanor	CM	85	▼	-4.5%	-4
	Show Cause	SC	63	▲	+57.5%	+23
	Other	OT	47	▲	-11.3%	-6
	Civil Support	VS	46	▲	+35.3%	+12
	Family Abuse - Protective Order	FP	18	▼	-30.8%	-8
	Felony	CF	16	▼	-33.3%	-8
	Capias	CA	14	▼	-22.2%	-4
	Motion - Protective Order	MP	4	▼	-20.0%	-1
	Non-Family Abuse Protective Order	AP	3	▲	+50.0%	+1
	Violation of Protective Order	PV	2	▼	-50.0%	-2
	Remand Support	RS	0	▼	-100.0%	-3
	Violation Family Abuse Protective Order	PS	0	▼	-100.0%	-1
		Total		298	▼	-0.3%
Juvenile	Custody Visitation	CV	148	▲	+10.4%	+14
	Misdemeanor	DM	41	▲	+86.4%	+19
	Child In Need of Services	CS	16	▲	+100.0%	+8
	Felony	DF	16	▲	+128.6%	+9
	Truancy	TR	14	▲	+133.3%	+8
	Traffic	T	7	▼	-53.3%	-8
	Foster Care Review	FC	4	▲	+100.0%	+2
	Terminate Parental Rights	TP	4	▲	-	+4
	Paternity	PT	2	▼	-50.0%	-2
	Abuse and Neglect	AN	1	↔	-	-
	Initial Foster Care	IF	1	▲	-	+1
	Non-Family Abuse Protective Order	AP	1	↔	-	-
	Other	OT	1	▲	-	+1
	Show Cause	SC	1	▼	-75.0%	-3
	Status	ST	1	▲	-50.0%	-1
	Temporary Detention Order	TD	1	↔	-	-
	Capias	CA	0	▼	-100.0%	-1
	Remand Custody	RC	0	▼	-100.0%	-5
	Remand Visitation	RV	0	▼	-100.0%	-4
		Total		259	▲	19.4%
GRAND TOTAL			557	▲	7.9%	+41

Filings by Major Case Category**

Category	Summary	Change	% Change	Absolute Change
Adult Criminal	159	▼	+1.9%	+3
Child Dependency	10	▲	+233.3%	+7
Child in Need of Services/Supervision	30	▲	+114.3%	+16
Custody and Visitation	150	▼	+8.7%	+12
Delinquency	58	▲	+70.6%	+24
Juvenile Miscellaneous	1	▲	-50.0%	-1
Other	49	▲	-25.8%	-17
Protective Orders	26	▼	-23.5%	-8
Support	67	▼	+24.1%	+13

* Compared to same time period as previous year ** Case Type Categories are defined in the 2017 Virginia Judicial Workload Assessment

The data reported reflect the case management system. The case types reported may not necessitate judicial involvement.

Traffic		7	▼	-53.3%	-8
	GRAND TOTAL	557	▲	7.9%	+41

* Compared to same time period as previous year

** Case Type Categories are defined in the 2017 Virginia Judicial Workload Assessment

The data reported reflect the case management system. The case types reported may not necessitate judicial involvement.

2024 Overall GRAND TOTAL		Distribution of Caseload		Change*		Percentage (%) of Caseload		
283	-42 -12.9%	Adult	171 60%	19.6% ▲	+28	Adult	44.0%	60.4%
2024		Juvenile	112 40%	-38.5% ▼	-70	Juvenile	56.0%	39.6%
2023		GRAND TOTAL	283 100%	-12.9% ▼	-42	GRAND TOTAL	100%	100%

Filings by Division & Code

Division	Case Type Description	Code	Summary	Change	% Change	Absolute Change
Adult	Misdemeanor	CM	40	▲	+25.0%	+8
	Other	OT	29	▼	-23.7%	-9
	Civil Support	VS	27	▼	-25.0%	-9
	Show Cause	SC	25	▲	+56.3%	+9
	Family Abuse - Protective Order	FP	18	▲	+100.0%	+9
	Capias	CA	15	▲	+150.0%	+9
	Felony	CF	14	▲	+366.7%	+11
	Bond Forfeiture	BF	1	▲	-	+1
	Non-Family Abuse Protective Order	AP	1	▲	-	+1
	Restricted License for Non-Support	SL	1	▲	-	+1
	Motion - Protective Order	MP	0	▼	-100.0%	-2
	Violation Family Abuse Protective Order	PS	0	▼	-100.0%	-1
		Total		171	▲	19.6%
Juvenile	Custody Visitation	CV	61	▼	-45.5%	-51
	Misdemeanor	DM	18	▲	+125.0%	+10
	Traffic	T	14	▼	-22.2%	-4
	Child In Need of Services	CS	4	▼	-33.3%	-2
	Felony	DF	3	▲	+50.0%	+1
	Foster Care Review	FC	3	▲	+200.0%	+2
	Show Cause	SC	3	▲	-25.0%	-1
	Status	ST	2	▼	-83.3%	-10
	Truancy	TR	2	↔	-	-
	Abuse and Neglect	AN	1	▲	-	+1
	Emergency Custody Order	EC	1	▲	-	+1
	Capias	CA	0	▼	-100.0%	-1
	Non-Family Abuse Protective Order	AP	0	▼	-100.0%	-1
	Paternity	PT	0	▼	-100.0%	-8
	Permanency Planning	PH	0	▼	-100.0%	-5
	Terminate Parental Rights	TP	0	▼	-100.0%	-2
		Total		112	▼	-38.5%
GRAND TOTAL			283	▼	-12.9%	-42

Filings by Major Case Category**

Category	Summary	Change	% Change	Absolute Change
Adult Criminal	85	▲	+66.7%	+34
Child Dependency	4	▲	-50.0%	-4
Child in Need of Services/Supervision	7	▲	-12.5%	-1
Custody and Visitation	61	▼	-49.2%	-59
Delinquency	23	▲	+53.3%	+8
Juvenile Miscellaneous	2	▼	-83.3%	-10
Other	30	▲	-21.1%	-8
Protective Orders	19	▲	+58.3%	+7
Support	38	▲	-11.6%	-5
Traffic	14	▼	-22.2%	-4
GRAND TOTAL		283	▼	-12.9%

* Compared to same time period as previous year

** Case Type Categories are defined in the 2017 Virginia Judicial Workload Assessment

The data reported reflect the case management system. The case types reported may not necessitate judicial involvement.

* Compared to same time period as previous year

** Case Type Categories are defined in the 2017 Virginia Judicial Workload Assessment

The data reported reflect the case management system. The case types reported may not necessitate judicial involvement.

2024 Overall GRAND TOTAL		Distribution of Caseload			Change*		Percentage (%) of Caseload		
8,316 +615 8.0% 		Adult	4,401	53%	16.8% ▲	+632	Adult	48.9%	52.9%
		Juvenile	3,915	47%	-0.4% ▼	-17	Juvenile	51.1%	47.1%
		GRAND TOTAL	8,316	100%	8.0% ▲	+615	GRAND TOTAL	100%	100%

Filings by Division & Code

Division	Case Type Description	Code	Summary	Change	% Change	Absolute Change	
Adult	Civil Support	VS	978	▲	+27.2%	+209	
	Show Cause	SC	965	▲	+19.1%	+155	
	Misdemeanor	CM	743	▲	+13.3%	+87	
	Other	OT	665	▼	+13.3%	+78	
	Felony	CF	336	▲	+9.4%	+29	
	Family Abuse - Protective Order	FP	334	▲	+22.3%	+61	
	Capias	CA	162	▲	+2.5%	+4	
	Motion - Protective Order	MP	79	▲	+25.4%	+16	
	Remand Support	RS	77	▲	+8.5%	+6	
	Non-Family Abuse Protective Order	AP	32	▼	-17.9%	-7	
	Violation of Protective Order	PV	19	▼	-24.0%	-6	
	Restricted License for Non-Support	SL	7	▲	+600.0%	+6	
	Criminal Support	CS	2	▼	-71.4%	-5	
	Protective Order	PC	2	▲	-	+2	
Violation Family Abuse Protective Order	PS	0	▼	-100.0%	-3		
	Total		4,401	▲	16.8%	+632	
Juvenile	Custody Visitation	CV	2,568	▼	-0.2%	-4	
	Misdemeanor	DM	323	▼	-11.5%	-42	
	Felony	DF	143	▲	+58.9%	+53	
	Remand Custody	RC	119	▲	+16.7%	+17	
	Paternity	PT	118	▲	+40.5%	+34	
	Remand Visitation	RV	116	▲	+12.6%	+13	
	Traffic	T	96	▼	-10.3%	-11	
	Foster Care Review	FC	53	▼	-23.2%	-16	
	Child In Need of Services	CS	36	▲	+63.6%	+14	
	Permanency Planning	PH	36	▲	+28.6%	+8	
	Non-Family Abuse Protective Order	AP	35	▼	-44.4%	-28	
	Show Cause	SC	31	▼	-42.6%	-23	
	Truancy	TR	31	▲	+3.3%	+1	
	Special Immigrant Juvenile Status	SI	29	▲	+1,350.0%	+27	
	Status	ST	28	▲	+7.7%	+2	
	Abuse and Neglect	AN	27	▼	-49.1%	-26	
	Voluntary Continuing Services and Support Agreem	VA	26	▲	+4.0%	+1	
	Child at Risk	RI	20	▼	-16.7%	-4	
	Temporary Detention Order	TD	16	▼	-40.7%	-11	
	Terminate Parental Rights	TP	15	▼	-16.7%	-3	
	Initial Foster Care	IF	14	▼	-33.3%	-7	
	Other	OT	10	▼	-33.3%	-5	
	Emergency Custody Order	EC	6	↔	-	-	
	Entrustment	ET	5	▲	-	+5	
	Relief of Custody	CR	5	▼	-66.7%	-10	
	Motion - Protective Order	MP	4	▼	-20.0%	-1	
	Capias	CA	2	↔	-	-	
	Violation Family Abuse Protective Order	PS	2	▲	-	+2	
	Family Abuse - Protective Order	FP	1	↔	-	-	
	Qualified Residential Treatment	QR	0	▼	-100.0%	-3	
		Total		3,915	▼	-0.4%	-17
		GRAND TOTAL		8,316	▲	8.0%	+615

* Compared to same time period as previous year

** Case Type Categories are defined in the 2017 Virginia Judicial Workload Assessment

The data reported reflect the case management system. The case types reported may not necessitate judicial involvement.

Filings by Major Case Category**

Category	Summary	Change	% Change	Absolute Change
Adult Criminal	1,644	▲	+14.4%	+207
Child Dependency	201	▲	-21.5%	-55
Child in Need of Services/Supervision	68	▲	+28.3%	+15
Custody and Visitation	2,686	▲	+1.1%	+30
Delinquency	500	▲	-2.0%	-10
Juvenile Miscellaneous	28	▼	+3.7%	+1
New to Workload Study	29	▲	+1,350.0%	+27
Other	1,009	▼	+10.9%	+99
Protective Orders	485	▼	+9.2%	+41
Support	1,570	▲	+20.9%	+271
Traffic	96	▼	-10.3%	-11
GRAND TOTAL	8,316	▲	8.0%	+615

* Compared to same time period as previous year

** Case Type Categories are defined in the 2017 Virginia Judicial Workload Assessment

The data reported reflect the case management system. The case types reported may not necessitate judicial involvement.

2024 Overall GRAND TOTAL		Distribution of Caseload			Change*		Percentage (%) of Caseload		
8,110 	+235	Adult	4,118	51%	6.3% ▲	+244	Adult	49.2%	50.8%
	3.0%	Juvenile	3,992	49%	-0.2% ▼	-9	Juvenile	50.8%	49.2%
		GRAND TOTAL	8,110	100%	3.0% ▲	+235	GRAND TOTAL	100%	100%

Filings by Division & Code

Division	Case Type Description	Code	Summary	Change	% Change	Absolute Change	
Adult	Misdemeanor	CM	920	▲	+4.4%	+39	
	Civil Support	VS	819	▼	-1.0%	-8	
	Other	OT	803	▲	+17.9%	+122	
	Show Cause	SC	550	▼	-1.6%	-9	
	Felony	CF	412	▲	+24.8%	+82	
	Family Abuse - Protective Order	FP	268	▲	+10.3%	+25	
	Capias	CA	257	▲	-4.5%	-12	
	Non-Family Abuse Protective Order	AP	31	▲	+19.2%	+5	
	Motion - Protective Order	MP	21	▲	+40.0%	+6	
	Remand Support	RS	16	▲	+6.7%	+1	
	Violation of Protective Order	PV	10	▼	-37.5%	-6	
	Violation Family Abuse Protective Order	PS	5	▲	+150.0%	+3	
	Criminal Support	CS	3	▼	-25.0%	-1	
	Emergency Custody Order	EC	2	▲	-	+2	
Restricted License for Non-Support	SL	1	▼	-83.3%	-5		
Total			4,118	▲	6.3%	+244	
Juvenile	Custody Visitation	CV	2,325	▼	-3.2%	-76	
	Misdemeanor	DM	424	▲	+8.7%	+34	
	Paternity	PT	415	▼	-1.0%	-4	
	Felony	DF	162	▲	+27.6%	+35	
	Traffic	T	162	▼	-12.9%	-24	
	Status	ST	56	▲	+7.7%	+4	
	Foster Care Review	FC	52	▲	+44.4%	+16	
	Permanency Planning	PH	46	▼	-6.1%	-3	
	Show Cause	SC	44	▲	+100.0%	+22	
	Special Immigrant Juvenile Status	SI	44	▲	+193.3%	+29	
	Civil Violation	CI	31	▲	+14.8%	+4	
	Initial Foster Care	IF	28	▲	+33.3%	+7	
	Temporary Detention Order	TD	24	▲	+14.3%	+3	
	Other	OT	22	▲	+69.2%	+9	
	Abuse and Neglect	AN	21	▼	-40.0%	-14	
	Child In Need of Services	CS	20	▼	-47.4%	-18	
	Non-Family Abuse Protective Order	AP	20	▲	+300.0%	+15	
	Truancy	TR	19	▲	+35.7%	+5	
	Capias	CA	17	▼	-34.6%	-9	
	Terminate Parental Rights	TP	17	▼	-29.2%	-7	
	Remand Custody	RC	13	▼	-50.0%	-13	
	Remand Visitation	RV	13	▼	-50.0%	-13	
	Emergency Custody Order	EC	6	▼	-60.0%	-9	
	Child at Risk	RI	3	▲	-	+3	
	Entrustment	ET	3	▲	+50.0%	+1	
	Motion - Protective Order	MP	3	▲	-	+3	
	Relief of Custody	CR	1	↔	-	-	
	Voluntary Continuing Services and Support Agreem	VA	1	↔	-	-	
	Emancipation	EP	0	▼	-100.0%	-2	
	Family Abuse - Protective Order	FP	0	▼	-100.0%	-6	
	Violation Family Abuse Protective Order	PS	0	▼	-100.0%	-1	
	Total			3,992	▼	-0.2%	-9
	GRAND TOTAL			8,110	▲	3.0%	+235

* Compared to same time period as previous year ** Case Type Categories are defined in the 2017 Virginia Judicial Workload Assessment
 The data reported reflect the case management system. The case types reported may not necessitate judicial involvement.
 12/11/2024 1:39:25PM Source: SCV-SQL-Information

Filings by Major Case Category**

Category	Summary	Change	% Change	Absolute Change
Adult Criminal	1,980	▲	+4.9%	+93
Child Dependency	172	▲	+1.8%	+3
Child in Need of Services/Supervision	45	▲	-18.2%	-10
Custody and Visitation	2,740	▼	-2.8%	-80
Delinquency	641	▲	+13.9%	+78
Juvenile Miscellaneous	56	▲	+3.7%	+2
New to Workload Study	75	▲	+78.6%	+33
Other	899	▲	+12.8%	+102
Protective Orders	343	▲	+16.3%	+48
Support	997	▲	-1.0%	-10
Traffic	162	▼	-12.9%	-24
GRAND TOTAL	8,110	▲	3.0%	+235

* Compared to same time period as previous year

** Case Type Categories are defined in the 2017 Virginia Judicial Workload Assessment

The data reported reflect the case management system. The case types reported may not necessitate judicial involvement.

2024 Overall GRAND TOTAL		Distribution of Caseload		Change*		Percentage (%) of Caseload		
1,389	+161 13.1%	Adult	712 51%	10.0% ▲	+65	Adult	2023 52.7%	2024 51.3%
2024		Juvenile	677 49%	16.5% ▲	+96	Juvenile	47.3%	48.7%
2023		GRAND TOTAL	1,389 100%	13.1% ▲	+161	GRAND TOTAL	100%	100%

Filings by Division & Code

Division	Case Type Description	Code	Summary	Change	% Change	Absolute Change	
Adult	Show Cause	SC	166	▲	+52.3%	+57	
	Civil Support	VS	135	▲	+12.5%	+15	
	Misdemeanor	CM	130	▼	-21.2%	-35	
	Other	OT	127	▲	+13.4%	+15	
	Family Abuse - Protective Order	FP	61	▲	+17.3%	+9	
	Felony	CF	44	▲	+41.9%	+13	
	Capias	CA	25	▲	+25.0%	+5	
	Motion - Protective Order	MP	13	▼	-7.1%	-1	
	Non-Family Abuse Protective Order	AP	4	▼	-33.3%	-2	
	Remand Support	RS	3	▼	-75.0%	-9	
	Violation of Protective Order	PV	3	↔		-	
	Restricted License for Non-Support	SL	1	▼	-50.0%	-1	
	Violation Family Abuse Protective Order	PS	0	▼	-100.0%	-1	
		Total		712	▲	10.0%	+65
Juvenile	Custody Visitation	CV	473	▲	+30.3%	+110	
	Misdemeanor	DM	51	▲	+24.4%	+10	
	Traffic	T	25	▲	+108.3%	+13	
	Child In Need of Services	CS	21	▲	+31.3%	+5	
	Paternity	PT	15	▲	+36.4%	+4	
	Abuse and Neglect	AN	11	▲	+1,000.0%	+10	
	Child at Risk	RI	11	▲	-	+11	
	Truancy	TR	10	▼	-9.1%	-1	
	Remand Custody	RC	9	▼	-40.0%	-6	
	Remand Visitation	RV	9	▼	-30.8%	-4	
	Felony	DF	8	▲	+300.0%	+6	
	Permanency Planning	PH	7	▼	-22.2%	-2	
	Show Cause	SC	7	▼	-86.3%	-44	
	Foster Care Review	FC	5	▼	-16.7%	-1	
	Initial Foster Care	IF	3	▲	+50.0%	+1	
	Emergency Custody Order	EC	2	▲	+100.0%	+1	
	Motion - Protective Order	MP	2	▼	-50.0%	-2	
	Non-Family Abuse Protective Order	AP	2	▼	-50.0%	-2	
	Other	OT	2	▼	-33.3%	-1	
	Civil Violation	CI	1	↔		-	
	Temporary Detention Order	TD	1	▼	-80.0%	-4	
	Terminate Parental Rights	TP	1	↔		-	
	Voluntary Continuing Services and Support Agree	VA	1	▼	-80.0%	-4	
	Relief of Custody	CR	0	▼	-100.0%	-1	
	Status	ST	0	▼	-100.0%	-3	
		Total		677	▲	16.5%	+96
	GRAND TOTAL			1,389	▲	13.1%	+161

Filings by Major Case Category**

Category	Summary	Change	% Change	Absolute Change
Adult Criminal	312	▼	+5.8%	+17
Child Dependency	39	▲	+56.0%	+14
Child in Need of Services/Supervision	31	▲	+14.8%	+4

* Compared to same time period as previous year ** Case Type Categories are defined in the 2017 Virginia Judicial Workload Assessment

The data reported reflect the case management system. The case types reported may not necessitate judicial involvement.

Custody and Visitation	488	▲	+30.5%	+114
Delinquency	66	▲	-29.8%	-28
Juvenile Miscellaneous	0	▼	-100.0%	-3
New to Workload Study	1	↔		0
Other	153	▼	-5.0%	-8
Protective Orders	82	▼	+2.5%	+2
Support	192	▲	+23.1%	+36
Traffic	25	▲	+108.3%	+13
GRAND TOTAL	1,389	▲	13.1%	+161

* Compared to same time period as previous year

** Case Type Categories are defined in the 2017 Virginia Judicial Workload Assessment

The data reported reflect the case management system. The case types reported may not necessitate judicial involvement.

2024 Overall GRAND TOTAL		Distribution of Caseload			Change*		Percentage (%) of Caseload		
3,267 +186 6.0% 	2024 2023	Adult	1,665	51%	10.9% ▲	+164	Adult	48.7%	51.0%
		Juvenile	1,602	49%	1.4% ▲	+22	Juvenile	51.3%	49.0%
GRAND TOTAL		3,267	100%	6.0% ▲	+186	GRAND TOTAL	100%	100%	

Filings by Division & Code

Division	Case Type Description	Code	Summary	Change	% Change	Absolute Change
Adult	Show Cause	SC	387	▲	+46.6%	+123
	Misdemeanor	CM	377	▲	+34.6%	+97
	Other	OT	302	▲	+32.5%	+74
	Civil Support	VS	234	▲	+0.9%	+2
	Family Abuse - Protective Order	FP	121	▲	+95.2%	+59
	Felony	CF	93	▼	-4.1%	-4
	Capias	CA	75	▼	-25.7%	-26
	Motion - Protective Order	MP	30	▼	-44.4%	-24
	Violation of Protective Order	PV	20	▼	-28.6%	-8
	Non-Family Abuse Protective Order	AP	18	▼	-82.0%	-82
	Remand Support	RS	7	▼	-86.8%	-46
	Violation Family Abuse Protective Order	PS	1	↔	-	-
Restricted License for Non-Support	SL	0	▼	-100.0%	-1	
Total			1,665	▲	10.9%	+164
Juvenile	Custody Visitation	CV	731	▼	-2.4%	-18
	Misdemeanor	DM	138	▲	+27.8%	+30
	Traffic	T	122	▼	-6.2%	-8
	Abuse and Neglect	AN	90	▲	+5.9%	+5
	Permanency Planning	PH	68	▲	+3.0%	+2
	Foster Care Review	FC	60	▲	+15.4%	+8
	Felony	DF	55	▼	-8.3%	-5
	Initial Foster Care	IF	52	▲	+108.0%	+27
	Motion - Protective Order	MP	52	▲	+300.0%	+39
	Special Immigrant Juvenile Status	SI	44	▼	-2.2%	-1
	Paternity	PT	26	▲	+18.2%	+4
	Truancy	TR	24	▲	+242.9%	+17
	Child In Need of Services	CS	19	▼	-17.4%	-4
	Terminate Parental Rights	TP	19	▼	-9.5%	-2
	Non-Family Abuse Protective Order	AP	17	▲	+112.5%	+9
	Remand Custody	RC	12	▼	-76.9%	-40
	Remand Visitation	RV	12	▼	-76.9%	-40
	Temporary Detention Order	TD	12	▼	-29.4%	-5
	Status	ST	10	▼	-16.7%	-2
	Relief of Custody	CR	8	▲	+166.7%	+5
	Emergency Custody Order	EC	7	▼	-36.4%	-4
	Family Abuse - Protective Order	FP	5	▲	-	+5
	Other	OT	5	▼	-16.7%	-1
	Show Cause	SC	5	▲	+150.0%	+3
	Voluntary Continuing Services and Support Agreem	VA	5	▼	-16.7%	-1
	Restoration of Parental Rights	RR	2	▲	-	+2
	Child at Risk	RI	1	▲	-	+1
	Civil Violation	CI	1	▼	-75.0%	-3
	Qualified Residential Treatment	QR	0	▼	-100.0%	-1
	Total			1,602	▲	1.4%
GRAND TOTAL			3,267	▲	6.0%	+186

* Compared to same time period as previous year

** Case Type Categories are defined in the 2017 Virginia Judicial Workload Assessment

The data reported reflect the case management system. The case types reported may not necessitate judicial involvement.

Filings by Major Case Category**

Category	Summary	Change	% Change	Absolute Change
Adult Criminal	817	▲	+22.1%	+148
Child Dependency	303	▲	+17.0%	+44
Child in Need of Services/Supervision	43	▲	+43.3%	+13
Custody and Visitation	757	▲	-1.8%	-14
Delinquency	198	▲	+16.5%	+28
Juvenile Miscellaneous	10	▼	-23.1%	-3
New to Workload Study	45	▼	-8.2%	-4
Other	359	▲	-14.1%	-59
Protective Orders	243	▲	+2.5%	+6
Support	370	▼	+10.4%	+35
Traffic	122	▼	-6.2%	-8
GRAND TOTAL	3,267	▲	6.0%	+186

* Compared to same time period as previous year

** Case Type Categories are defined in the 2017 Virginia Judicial Workload Assessment

The data reported reflect the case management system. The case types reported may not necessitate judicial involvement.

2024 Overall GRAND TOTAL		Distribution of Caseload		Change*		Percentage (%) of Caseload			
1,680	-78 -4.4%	Adult	1,072	64%	3.3% ▲	+34	Adult	59.0%	63.8%
2024		Juvenile	608	36%	-15.6% ▼	-112	Juvenile	41.0%	36.2%
2023		GRAND TOTAL	1,680	100%	-4.4% ▼	-78	GRAND TOTAL	100%	100%

Filings by Division & Code

Division	Case Type Description	Code	Summary	Change	% Change	Absolute Change
Adult	Show Cause	SC	284	▲	+49.5%	+94
	Misdemeanor	CM	225	▼	-0.9%	-2
	Other	OT	204	▼	-18.7%	-47
	Civil Support	VS	132	▲	+25.7%	+27
	Capias	CA	99	▼	-2.0%	-2
	Felony	CF	56	▲	+3.7%	+2
	Family Abuse - Protective Order	FP	47	▼	-24.2%	-15
	Motion - Protective Order	MP	13	▼	-7.1%	-1
	Violation of Protective Order	PV	10	▼	-23.1%	-3
	Non-Family Abuse Protective Order	AP	1	▼	-92.3%	-12
	Remand Support	RS	1	▼	-83.3%	-5
	Restricted License for Non-Support	SL	0	▼	-100.0%	-2
	Total			1,072	▲	3.3%
Juvenile	Custody Visitation	CV	229	▼	-30.6%	-101
	Misdemeanor	DM	62	▼	-19.5%	-15
	Abuse and Neglect	AN	61	▲	+60.5%	+23
	Initial Foster Care	IF	46	▲	+187.5%	+30
	Foster Care Review	FC	39	▲	+69.6%	+16
	Traffic	T	32	▼	-17.9%	-7
	Felony	DF	31	▼	-3.1%	-1
	Permanency Planning	PH	27	▼	-10.0%	-3
	Special Immigrant Juvenile Status	SI	15	▲	+87.5%	+7
	Terminate Parental Rights	TP	12	▲	+200.0%	+8
	Paternity	PT	8	▼	-52.9%	-9
	Motion - Protective Order	MP	5	▼	-16.7%	-1
	Non-Family Abuse Protective Order	AP	5	▼	-54.5%	-6
	Temporary Detention Order	TD	5	▼	-85.3%	-29
	Truancy	TR	5	▲	+66.7%	+2
	Voluntary Continuing Services and Support Agreem	VA	5	▲	+25.0%	+1
	Child In Need of Services	CS	4	▼	-55.6%	-5
	Emergency Custody Order	EC	4	▼	-66.7%	-8
	Show Cause	SC	4	↔		-
	Other	OT	3	▲	-66.7%	-6
	Family Abuse - Protective Order	FP	2	▲	+100.0%	+1
	Relief of Custody	CR	2	▼	-33.3%	-1
	Status	ST	2	▼	-77.8%	-7
	Remand Custody	RC	0	▼	-100.0%	-1
Total			608	▼	-15.6%	-112
GRAND TOTAL			1,680	▼	-4.4%	-78

Filings by Major Case Category**

Category	Summary	Change	% Change	Absolute Change
Adult Criminal	528	▲	+9.5%	+46
Child Dependency	192	▲	+62.7%	+74
Child in Need of Services/Supervision	9	▲	-25.0%	-3
Custody and Visitation	237	▼	-31.7%	-110
Delinquency	97	▼	-14.2%	-16

* Compared to same time period as previous year ** Case Type Categories are defined in the 2017 Virginia Judicial Workload Assessment

The data reported reflect the case management system. The case types reported may not necessitate judicial involvement.

Juvenile Miscellaneous	3	▲	-66.7%	-6
New to Workload Study	15	▲	+87.5%	+7
Other	216	▼	-31.0%	-97
Protective Orders	73	▼	-31.8%	-34
Support	278	▼	+32.4%	+68
Traffic	32	▼	-17.9%	-7
GRAND TOTAL	1,680	▼	-4.4%	-78

* Compared to same time period as previous year

** Case Type Categories are defined in the 2017 Virginia Judicial Workload Assessment

The data reported reflect the case management system. The case types reported may not necessitate judicial involvement.

2024 Overall GRAND TOTAL		Distribution of Caseload			Change*		Percentage (%) of Caseload		
3,090	-193 -5.9%	Adult	1,574	51%	-8.8% ▼	-152	Adult	52.6%	50.9%
2024		Juvenile	1,516	49%	-2.6% ▼	-41	Juvenile	47.4%	49.1%
2023		GRAND TOTAL	3,090	100%	-5.9% ▼	-193	GRAND TOTAL	100%	100%

Filings by Division & Code

Division	Case Type Description	Code	Summary	Change	% Change	Absolute Change	
Adult	Show Cause	SC	475	▲	-10.9%	-58	
	Civil Support	VS	315	▼	-1.6%	-5	
	Misdemeanor	CM	251	▼	-17.4%	-53	
	Other	OT	173	▼	-2.8%	-5	
	Family Abuse - Protective Order	FP	123	↔		-	
	Capias	CA	96	▲	+2.1%	+2	
	Felony	CF	61	▼	-37.1%	-36	
	Motion - Protective Order	MP	41	▲	+13.9%	+5	
	Remand Support	RS	14	▲	+16.7%	+2	
	Violation of Protective Order	PV	12	↔		-	
	Non-Family Abuse Protective Order	AP	8	▲	+14.3%	+1	
	Restricted License for Non-Support	SL	5	▼	-28.6%	-2	
	Return of Desposit (Bondsman)	RD	0	▼	-100.0%	-1	
	Violation Family Abuse Protective Order	PS	0	▼	-100.0%	-2	
	Total		1,574	▼	-8.8%	-152	
Juvenile	Custody Visitation	CV	904	▼	-9.0%	-89	
	Misdemeanor	DM	167	▲	+11.3%	+17	
	Traffic	T	91	▼	-1.1%	-1	
	Felony	DF	77	▲	+92.5%	+37	
	Special Immigrant Juvenile Status	SI	57	▲	+90.0%	+27	
	Child In Need of Services	CS	31	▲	+6.9%	+2	
	Remand Custody	RC	22	▲	+15.8%	+3	
	Remand Visitation	RV	22	▲	+15.8%	+3	
	Show Cause	SC	21	▲	+110.0%	+11	
	Paternity	PT	17	↔		-	
	Permanency Planning	PH	17	▲	+6.3%	+1	
	Child at Risk	RI	11	▲	+57.1%	+4	
	Non-Family Abuse Protective Order	AP	11	▼	-56.0%	-14	
	Abuse and Neglect	AN	10	▲	+11.1%	+1	
	Temporary Detention Order	TD	8	▼	-20.0%	-2	
	Civil Violation	CI	7	▼	-12.5%	-1	
	Foster Care Review	FC	6	▼	-60.0%	-9	
	Initial Foster Care	IF	6	▲	+20.0%	+1	
	Truancy	TR	6	▼	-53.8%	-7	
	Status	ST	5	▼	-54.5%	-6	
	Motion - Protective Order	MP	4	▼	-50.0%	-4	
	Family Abuse - Protective Order	FP	3	▲	-	+3	
	Other	OT	3	▼	-62.5%	-5	
	Capias	CA	2	↔		-	
	Emergency Custody Order	EC	2	▼	-33.3%	-1	
	Relief of Custody	CR	2	▼	-60.0%	-3	
	Terminate Parental Rights	TP	2	↔		-	
	Entrustment	ET	1	↔		-	
	Voluntary Continuing Services and Support Agreem	VA	1	▼	-75.0%	-3	
	Emancipation	EP	0	▼	-100.0%	-2	
	Violation of Protective Order	PV	0	▼	-100.0%	-4	
		Total		1,516	▼	-2.6%	-41
		GRAND TOTAL		3,090	▼	-5.9%	-193

* Compared to same time period as previous year

** Case Type Categories are defined in the 2017 Virginia Judicial Workload Assessment

The data reported reflect the case management system. The case types reported may not necessitate judicial involvement.

Filings by Major Case Category**

Category	Summary	Change	% Change	Absolute Change
Adult Criminal	712	▼	-21.7%	-197
Child Dependency	56	▼	-12.5%	-8
Child in Need of Services/Supervision	51	▲	+8.5%	+4
Custody and Visitation	921	▼	-8.8%	-89
Delinquency	253	▲	+25.9%	+52
Juvenile Miscellaneous	5	▼	-61.5%	-8
New to Workload Study	64	▲	+68.4%	+26
Other	244	▼	-2.4%	-6
Protective Orders	190	▲	-4.5%	-9
Support	503	▲	+9.3%	+43
Traffic	91	▼	-1.1%	-1
GRAND TOTAL	3,090	▼	-5.9%	-193

* Compared to same time period as previous year

** Case Type Categories are defined in the 2017 Virginia Judicial Workload Assessment

The data reported reflect the case management system. The case types reported may not necessitate judicial involvement.

2024 Overall GRAND TOTAL		Distribution of Caseload		Change*		Percentage (%) of Caseload			
1,098 +48 4.6% 		Adult	584	53%	25.9% ▲	+120	Adult	44.2%	53.2%
		Juvenile	514	47%	-12.3% ▼	-72	Juvenile	55.8%	46.8%
		GRAND TOTAL	1,098	100%	4.6% ▲	+48	GRAND TOTAL	100%	100%

Filings by Division & Code

Division	Case Type Description	Code	Summary	Change	% Change	Absolute Change
Adult	Show Cause	SC	173	▲	+58.7%	+64
	Civil Support	VS	110	▲	+15.8%	+15
	Other	OT	78	▲	+21.9%	+14
	Misdemeanor	CM	69	▲	+6.2%	+4
	Felony	CF	53	▲	+47.2%	+17
	Family Abuse - Protective Order	FP	33	▼	-2.9%	-1
	Capias	CA	26	▼	+44.4%	+8
	Remand Support	RS	21	▲	+31.3%	+5
	Motion - Protective Order	MP	15	▲	+36.4%	+4
	Violation of Protective Order	PV	4	↔		-
	Bond Forfeiture	BF	1	▲	-	+1
	Non-Family Abuse Protective Order	AP	1	▼	-90.0%	-9
Protective Order	PC	0	▼	-100.0%	-2	
	Total		584	▲	25.9%	+120
Juvenile	Custody Visitation	CV	294	▼	-18.8%	-68
	Misdemeanor	DM	41	▼	-21.2%	-11
	Traffic	T	34	▼	-15.0%	-6
	Permanency Planning	PH	27	▲	+200.0%	+18
	Remand Custody	RC	18	▲	+12.5%	+2
	Remand Visitation	RV	18	▲	+100.0%	+9
	Foster Care Review	FC	14	↔		-
	Child In Need of Services	CS	10	↔		-
	Truancy	TR	10	▲	+400.0%	+8
	Initial Foster Care	IF	8	▼	-20.0%	-2
	Non-Family Abuse Protective Order	AP	8	▼	-11.1%	-1
	Abuse and Neglect	AN	7	▼	-65.0%	-13
	Temporary Detention Order	TD	5	↔		-
	Voluntary Continuing Services and Support Agree	VA	5	▲	+150.0%	+3
	Other	OT	4	▲	+100.0%	+2
	Paternity	PT	4	▲	+300.0%	+3
	Felony	DF	3	▼	-81.3%	-13
	Show Cause	SC	2	▲	-	+2
	Civil Violation	CI	1	↔		-
	Family Abuse - Protective Order	FP	1	▲	-	+1
	Emergency Custody Order	EC	0	▼	-100.0%	-2
	Motion - Protective Order	MP	0	▼	-100.0%	-1
	Relief of Custody	CR	0	▼	-100.0%	-1
	Terminate Parental Rights	TP	0	▼	-100.0%	-2
		Total		514	▼	-12.3%
	GRAND TOTAL		1,098	▲	4.6%	+48

Filings by Major Case Category**

Category	Summary	Change	% Change	Absolute Change
Adult Criminal	253	▲	+22.2%	+46
Child Dependency	61	▲	+5.2%	+3
Child in Need of Services/Supervision	20	▲	+66.7%	+8
Custody and Visitation	298	▲	-17.9%	-65

* Compared to same time period as previous year

** Case Type Categories are defined in the 2017 Virginia Judicial Workload Assessment

The data reported reflect the case management system. The case types reported may not necessitate judicial involvement.

CPSS - JCMS CASELOAD STATISTICS OF THE JUVENILE & DOMESTIC RELATIONS DISTRICT COURTS
 January 2024 thru November 2024 Filings (Compared to January 2023 thru November 2023)

Fluvanna

District: 16 FIPS: 065

Delinquency	46	▲	-32.4%	-22
New to Workload Study	1	↔		0
Other	144	▲	+26.3%	+30
Protective Orders	58	▲	-10.8%	-7
Support	183	▲	+50.0%	+61
Traffic	34	▼	-15.0%	-6
GRAND TOTAL	1,098	▲	4.6%	+48

* Compared to same time period as previous year

** Case Type Categories are defined in the 2017 Virginia Judicial Workload Assessment

The data reported reflect the case management system. The case types reported may not necessitate judicial involvement.

2024 Overall GRAND TOTAL		Distribution of Caseload		Change*		Percentage (%) of Caseload			
682	-120 -15.0%	Adult	276 40%	-10.7%	▼	-33	Adult	38.5%	40.5%
2024		Juvenile	406 60%	-17.6%	▼	-87	Juvenile	61.5%	59.5%
2023		GRAND TOTAL	682 100%	-15.0%	▼	-120	GRAND TOTAL	100%	100%

Filings by Division & Code

Division	Case Type Description	Code	Summary	Change	% Change	Absolute Change
Adult	Show Cause	SC	61	▲	+60.5%	+23
	Misdemeanor	CM	60	▼	-36.8%	-35
	Other	OT	57	▲	+1.8%	+1
	Civil Support	VS	43	▼	-8.5%	-4
	Family Abuse - Protective Order	FP	21	▲	+61.5%	+8
	Felony	CF	19	▲	+5.6%	+1
	Capias	CA	10	▼	-33.3%	-5
	Violation of Protective Order	PV	4	▼	-66.7%	-8
	Remand Support	RS	1	▼	-85.7%	-6
	Motion - Protective Order	MP	0	▼	-100.0%	-2
	Violation Family Abuse Protective Order	PS	0	▼	-100.0%	-6
	Total		276	▼	-10.7%	-33
Juvenile	Custody Visitation	CV	166	▼	-29.4%	-69
	Misdemeanor	DM	92	↔		-
	Traffic	T	84	▲	+10.5%	+8
	Felony	DF	14	▼	-22.2%	-4
	Permanency Planning	PH	10	▲	+42.9%	+3
	Abuse and Neglect	AN	6	▼	-33.3%	-3
	Motion - Protective Order	MP	5	▲	-	+5
	Capias	CA	4	▲	+100.0%	+2
	Status	ST	4	▲	+33.3%	+1
	Emergency Custody Order	EC	3	▲	+200.0%	+2
	Remand Custody	RC	3	▼	-75.0%	-9
	Remand Visitation	RV	3	▼	-72.7%	-8
	Voluntary Continuing Services and Support Agree	VA	3	▲	+200.0%	+2
	Child In Need of Services	CS	2	▼	-71.4%	-5
	Foster Care Review	FC	2	▼	-66.7%	-4
	Special Immigrant Juvenile Status	SI	2	▲	-	+2
	Initial Foster Care	IF	1	▼	-80.0%	-4
	Non-Family Abuse Protective Order	AP	1	↔		-
	Other	OT	1	▲	-	+1
	Child at Risk	RI	0	▼	-100.0%	-1
	Family Abuse - Protective Order	FP	0	▼	-100.0%	-1
	Paternity	PT	0	▼	-100.0%	-1
	Show Cause	SC	0	▼	-100.0%	-1
	Temporary Detention Order	TD	0	▼	-100.0%	-2
	Truancy	TR	0	▼	-100.0%	-1
		Total		406	▼	-17.6%
GRAND TOTAL			682	▼	-15.0%	-120

Filings by Major Case Category**

Category	Summary	Change	% Change	Absolute Change
Adult Criminal	134	▼	-23.0%	-40
Child Dependency	22	▼	-24.1%	-7
Child in Need of Services/Supervision	2	▼	-77.8%	-7
Custody and Visitation	166	▼	-30.0%	-71
Delinquency	110	▲	-0.9%	-1

* Compared to same time period as previous year ** Case Type Categories are defined in the 2017 Virginia Judicial Workload Assessment

The data reported reflect the case management system. The case types reported may not necessitate judicial involvement.

Juvenile Miscellaneous	4	▲	+33.3%	+1
New to Workload Study	2	▲	-	+2
Other	68	▲	-23.6%	-21
Protective Orders	27	▲	+58.8%	+10
Support	63	▲	+10.5%	+6
Traffic	84	▲	+10.5%	+8
GRAND TOTAL	682	▼	-15.0%	-120

* Compared to same time period as previous year

** Case Type Categories are defined in the 2017 Virginia Judicial Workload Assessment

The data reported reflect the case management system. The case types reported may not necessitate judicial involvement.

2024 Overall GRAND TOTAL		Distribution of Caseload			Change*		Percentage (%) of Caseload		
1,156 -5 -0.4% 	Adult	564	49%	11.0% ▲	+56	Adult	2023	2024	
	Juvenile	592	51%	-9.3% ▼	-61	Juvenile	43.8%	48.8%	
	GRAND TOTAL	1,156	100%	-0.4% ▼	-5	GRAND TOTAL	100%	100%	

Filings by Division & Code

Division	Case Type Description	Code	Summary	Change	% Change	Absolute Change
Adult	Show Cause	SC	145	▲	+40.8%	+42
	Civil Support	VS	110	↔		-
	Misdemeanor	CM	101	▲	+68.3%	+41
	Other	OT	78	▲	+16.4%	+11
	Family Abuse - Protective Order	FP	55	↔		-
	Capias	CA	25	▲	+66.7%	+10
	Felony	CF	23	▼	-4.2%	-1
	Motion - Protective Order	MP	10	▼	-44.4%	-8
	Violation of Protective Order	PV	10	▼	-80.8%	-42
	Non-Family Abuse Protective Order	AP	5	▲	+150.0%	+3
	Remand Support	RS	2	↔		-
	Total		564	▲	11.0%	+56
Juvenile	Custody Visitation	CV	322	▼	-5.8%	-20
	Traffic	T	48	▲	+4.3%	+2
	Misdemeanor	DM	45	▼	-6.3%	-3
	Felony	DF	28	▲	+64.7%	+11
	Foster Care Review	FC	22	▲	+57.1%	+8
	Non-Family Abuse Protective Order	AP	17	▲	+183.3%	+11
	Abuse and Neglect	AN	14	▼	-36.4%	-8
	Permanency Planning	PH	11	▼	-69.4%	-25
	Special Immigrant Juvenile Status	SI	10	▲	+100.0%	+5
	Entrustment	ET	9	▼	-30.8%	-4
	Show Cause	SC	9	▲	-	+9
	Child In Need of Services	CS	8	▼	-27.3%	-3
	Initial Foster Care	IF	7	▼	-30.0%	-3
	Paternity	PT	7	▲	+75.0%	+3
	Motion - Protective Order	MP	6	▲	+200.0%	+4
	Voluntary Continuing Services and Support Agreen	VA	5	▲	+66.7%	+2
	Other	OT	4	▲	+300.0%	+3
	Truancy	TR	4	▲	+100.0%	+2
	Status	ST	3	▲	+50.0%	+1
	Civil Violation	CI	2	↔		-
	Remand Custody	RC	2	▼	-50.0%	-2
	Remand Visitation	RV	2	▼	-50.0%	-2
	Terminate Parental Rights	TP	2	▼	-95.2%	-40
	Capias	CA	1	▲	-	+1
	Child at Risk	RI	1	▼	-87.5%	-7
	Emergency Custody Order	EC	1	▼	-66.7%	-2
	Family Abuse - Protective Order	FP	1	↔		-
	Temporary Detention Order	TD	1	▼	-75.0%	-3
	Qualified Residential Treatment	QR	0	▼	-100.0%	-1
		Total		592	▼	-9.3%
GRAND TOTAL			1,156	▼	-0.4%	-5

* Compared to same time period as previous year

** Case Type Categories are defined in the 2017 Virginia Judicial Workload Assessment

The data reported reflect the case management system. The case types reported may not necessitate judicial involvement.

Filings by Major Case Category**

Category	Summary	Change	% Change	Absolute Change
Adult Criminal	242	▲	+6.1%	+14
Child Dependency	71	▼	-52.3%	-78
Child in Need of Services/Supervision	12	▲	-7.7%	-1
Custody and Visitation	329	▲	-4.9%	-17
Delinquency	83	▲	+27.7%	+18
Juvenile Miscellaneous	3	▲	+50.0%	+1
New to Workload Study	12	▲	+71.4%	+5
Other	90	▲	+5.9%	+5
Protective Orders	94	▲	+11.9%	+10
Support	172	▲	+26.5%	+36
Traffic	48	▲	+4.3%	+2
GRAND TOTAL	1,156	▼	-0.4%	-5

* Compared to same time period as previous year

** Case Type Categories are defined in the 2017 Virginia Judicial Workload Assessment

The data reported reflect the case management system. The case types reported may not necessitate judicial involvement.

2024 Overall GRAND TOTAL		Distribution of Caseload		Change*		Percentage (%) of Caseload			
2,179 	+79	Adult	1,223	56%	17.3% ▲	+180	Adult	49.7%	56.1%
	3.8%	Juvenile	956	44%	-9.6% ▼	-101	Juvenile	50.3%	43.9%
		GRAND TOTAL	2,179	100%	3.8% ▲	+79	GRAND TOTAL	100%	100%

Filings by Division & Code

Division	Case Type Description	Code	Summary	Change	% Change	Absolute Change	
Adult	Misdemeanor	CM	287	▲	+54.3%	+101	
	Show Cause	SC	262	▲	+71.2%	+109	
	Other	OT	238	▼	+9.2%	+20	
	Civil Support	VS	160	▼	-13.0%	-24	
	Felony	CF	96	▼	-30.9%	-43	
	Family Abuse - Protective Order	FP	62	▲	+6.9%	+4	
	Capias	CA	57	▲	+18.8%	+9	
	Violation of Protective Order	PV	29	▲	+45.0%	+9	
	Motion - Protective Order	MP	14	▲	+16.7%	+2	
	Remand Support	RS	10	▼	-9.1%	-1	
	Non-Family Abuse Protective Order	AP	4	▼	-66.7%	-8	
	Restricted License for Non-Support	SL	4	▲	-	+4	
	Bond Forfeiture	BF	0	▼	-100.0%	-2	
	Total		1,223	▲	17.3%	+180	
Juvenile	Custody Visitation	CV	609	▼	-20.4%	-156	
	Traffic	T	88	▲	+63.0%	+34	
	Misdemeanor	DM	62	▲	+14.8%	+8	
	Felony	DF	22	▲	+10.0%	+2	
	Permanency Planning	PH	22	▲	+100.0%	+11	
	Remand Custody	RC	19	▲	+26.7%	+4	
	Remand Visitation	RV	19	▲	+26.7%	+4	
	Motion - Protective Order	MP	14	▲	+75.0%	+6	
	Paternity	PT	14	▲	+16.7%	+2	
	Abuse and Neglect	AN	10	▼	-44.4%	-8	
	Child In Need of Services	CS	10	▼	-9.1%	-1	
	Civil Violation	CI	10	▲	+11.1%	+1	
	Foster Care Review	FC	8	▼	-27.3%	-3	
	Non-Family Abuse Protective Order	AP	8	↔	-	-	
	Temporary Detention Order	TD	8	▲	+100.0%	+4	
	Initial Foster Care	IF	5	▼	-44.4%	-4	
	Terminate Parental Rights	TP	5	▲	+66.7%	+2	
	Show Cause	SC	4	▲	+33.3%	+1	
	Voluntary Continuing Services and Support Agreem	VA	4	▲	+33.3%	+1	
	Capias	CA	3	▲	+200.0%	+2	
	Emergency Custody Order	EC	3	▲	-	+3	
	Entrustment	ET	3	▲	-	+3	
	Truancy	TR	3	▼	-78.6%	-11	
	Other	OT	2	▼	-33.3%	-1	
	Status	ST	1	▼	-75.0%	-3	
	Family Abuse - Protective Order	FP	0	▼	-100.0%	-2	
		Total		956	▼	-9.6%	-101
	GRAND TOTAL			2,179	▲	3.8%	+79

Filings by Major Case Category**

Category	Summary	Change	% Change	Absolute Change
Adult Criminal	585	▲	+24.2%	+114
Child Dependency	57	▲	+3.6%	+2

* Compared to same time period as previous year ** Case Type Categories are defined in the 2017 Virginia Judicial Workload Assessment

The data reported reflect the case management system. The case types reported may not necessitate judicial involvement.

CPSS - JCMS CASELOAD STATISTICS OF THE JUVENILE & DOMESTIC RELATIONS DISTRICT COURTS
 January 2024 thru November 2024 Filings (Compared to January 2023 thru November 2023)

Louisa

District: 16 FIPS: 109

Child in Need of Services/Supervision	13	▼	-48.0%	-12
Custody and Visitation	623	▼	-19.8%	-154
Delinquency	91	▲	+16.7%	+13
Juvenile Miscellaneous	1	▼	-75.0%	-3
New to Workload Study	10	▲	+11.1%	+1
Other	299	▲	+12.4%	+33
Protective Orders	102	▼	+2.0%	+2
Support	310	▲	+18.8%	+49
Traffic	88	▲	+63.0%	+34
GRAND TOTAL	2,179	▲	3.8%	+79

* Compared to same time period as previous year

** Case Type Categories are defined in the 2017 Virginia Judicial Workload Assessment

The data reported reflect the case management system. The case types reported may not necessitate judicial involvement.

2024 Overall GRAND TOTAL		Distribution of Caseload			Change*		Percentage (%) of Caseload		
733 +66 9.9% 	2024 2023	Adult	327	45%	6.2% ▲	+19	Adult	46.2%	44.6%
		Juvenile	406	55%	13.1% ▲	+47	Juvenile	53.8%	55.4%
GRAND TOTAL		733	100%		9.9% ▲	+66	GRAND TOTAL	100%	100%

Filings by Division & Code

Division	Case Type Description	Code	Summary	Change	% Change	Absolute Change
Adult	Show Cause	SC	95	▲	+15.9%	+13
	Civil Support	VS	67	▲	+42.6%	+20
	Misdemeanor	CM	60	▲	+13.2%	+7
	Other	OT	34	▼	-26.1%	-12
	Felony	CF	23	▲	+43.8%	+7
	Family Abuse - Protective Order	FP	22	▼	-24.1%	-7
	Capias	CA	11	▲	-26.7%	-4
	Motion - Protective Order	MP	7	↔		-
	Non-Family Abuse Protective Order	AP	4	▼	-50.0%	-4
	Violation of Protective Order	PV	4	▼	-20.0%	-1
Total			327	▲	6.2%	+19
Juvenile	Custody Visitation	CV	226	▼	-3.8%	-9
	Misdemeanor	DM	33	▲	+73.7%	+14
	Initial Foster Care	IF	29	▲	+222.2%	+20
	Abuse and Neglect	AN	25	▲	+66.7%	+10
	Permanency Planning	PH	22	▲	+37.5%	+6
	Terminate Parental Rights	TP	13	▲	+550.0%	+11
	Foster Care Review	FC	9	▲	+12.5%	+1
	Paternity	PT	9	▲	+125.0%	+5
	Traffic	T	8	▼	-46.7%	-7
	Child In Need of Services	CS	7	▲	+133.3%	+4
	Civil Violation	CI	6	▲	-	+6
	Entrustment	ET	6	▲	-	+6
	Felony	DF	4	▼	-33.3%	-2
	Motion - Protective Order	MP	4	▲	+100.0%	+2
	Status	ST	3	▼	-66.7%	-6
	Family Abuse - Protective Order	FP	1	▲	-	+1
	Mental Commitment	MC	1	▲	-	+1
	Emancipation	EP	0	▼	-100.0%	-1
	Non-Family Abuse Protective Order	AP	0	▼	-100.0%	-9
	Relief of Custody	CR	0	▼	-100.0%	-1
	Show Cause	SC	0	▼	-100.0%	-2
	Truancy	TR	0	▼	-100.0%	-1
	Voluntary Continuing Services and Support Agreen	VA	0	▼	-100.0%	-2
Total			406	▲	13.1%	+47
GRAND TOTAL			733	▲	9.9%	+66

Filings by Major Case Category**

Category	Summary	Change	% Change	Absolute Change
Adult Criminal	126	▼	-17.1%	-26
Child Dependency	104	▲	+96.2%	+51
Child in Need of Services/Supervision	7	▼	+16.7%	+1
Custody and Visitation	235	▲	-1.7%	-4
Delinquency	37	▲	+48.0%	+12
Juvenile Miscellaneous	3	▼	-70.0%	-7
New to Workload Study	6	▲	-	+6

* Compared to same time period as previous year

** Case Type Categories are defined in the 2017 Virginia Judicial Workload Assessment

The data reported reflect the case management system. The case types reported may not necessitate judicial involvement.

CPSS - JCMS CASELOAD STATISTICS OF THE JUVENILE & DOMESTIC RELATIONS DISTRICT COURTS
 January 2024 thru November 2024 Filings (Compared to January 2023 thru November 2023)

Madison


District: 16 FIPS: 113

Other	35	▲	-23.9%	-11
Protective Orders	38	▲	-30.9%	-17
Support	134	▲	+103.0%	+68
Traffic	8	▼	-46.7%	-7
GRAND TOTAL	733	▲	9.9%	+66

* Compared to same time period as previous year

** Case Type Categories are defined in the 2017 Virginia Judicial Workload Assessment

The data reported reflect the case management system. The case types reported may not necessitate judicial involvement.

2024 Overall GRAND TOTAL		Distribution of Caseload			Change*		Percentage (%) of Caseload		
2,072 -49 -2.3% 		Adult	1,067	51%	0.1% ▲	+1	Adult	50.3%	51.5%
		Juvenile	1,005	49%	-4.7% ▼	-50	Juvenile	49.7%	48.5%
		GRAND TOTAL	2,072	100%	-2.3% ▼	-49	GRAND TOTAL	100%	100%

Filings by Division & Code

Division	Case Type Description	Code	Summary	Change	% Change	Absolute Change	
Adult	Show Cause	SC	257	▲	+8.0%	+19	
	Civil Support	VS	241	▲	+13.1%	+28	
	Misdemeanor	CM	174	▼	-14.3%	-29	
	Other	OT	137	▼	-25.9%	-48	
	Family Abuse - Protective Order	FP	91	▲	+9.6%	+8	
	Felony	CF	68	▲	+44.7%	+21	
	Capias	CA	54	▲	+5.9%	+3	
	Motion - Protective Order	MP	13	▲	+8.3%	+1	
	Non-Family Abuse Protective Order	AP	12	↔		-	
	Remand Support	RS	9	▼	-25.0%	-3	
	Violation of Protective Order	PV	8	▲	+60.0%	+3	
	Bond Forfeiture	BF	1	▼	-50.0%	-1	
	Restricted License for Non-Support	SL	1	▼	-50.0%	-1	
	Return of Desposit (Bondsman)	RD	1	▲	-	+1	
	Protective Order	PC	0	▼	-100.0%	-1	
	Total		1,067	▲	0.1%	+1	
Juvenile	Custody Visitation	CV	654	▼	-6.0%	-42	
	Misdemeanor	DM	71	▲	+36.5%	+19	
	Status	ST	30	▲	+42.9%	+9	
	Child In Need of Services	CS	29	▲	+3.6%	+1	
	Felony	DF	27	▼	-50.0%	-27	
	Traffic	T	27	▲	+50.0%	+9	
	Permanency Planning	PH	24	▼	-44.2%	-19	
	Foster Care Review	FC	22	▲	+83.3%	+10	
	Voluntary Continuing Services and Support Agree	VA	15	▲	+150.0%	+9	
	Terminate Parental Rights	TP	14	▲	+133.3%	+8	
	Truancy	TR	13	▲	+18.2%	+2	
	Paternity	PT	10	▲	+25.0%	+2	
	Remand Custody	RC	10	▼	-37.5%	-6	
	Remand Visitation	RV	10	▼	-37.5%	-6	
	Civil Violation	CI	9	↔		-	
	Initial Foster Care	IF	9	▲	+50.0%	+3	
	Abuse and Neglect	AN	7	▼	-53.3%	-8	
	Other	OT	7	▲	+75.0%	+3	
	Temporary Detention Order	TD	6	▼	-53.8%	-7	
	Capias	CA	2	▲	-	+2	
	Emergency Custody Order	EC	2	▲	+100.0%	+1	
	Motion - Protective Order	MP	2	▼	-33.3%	-1	
	Non-Family Abuse Protective Order	AP	2	▼	-80.0%	-8	
	Special Immigrant Juvenile Status	SI	2	▲	-	+2	
	Emancipation	EP	1	▲	-	+1	
	Family Abuse - Protective Order	FP	0	▼	-100.0%	-1	
	Qualified Residential Treatment	QR	0	▼	-100.0%	-6	
		Total		1,005	▼	-4.7%	-50
	GRAND TOTAL			2,072	▼	-2.3%	-49

* Compared to same time period as previous year

** Case Type Categories are defined in the 2017 Virginia Judicial Workload Assessment

The data reported reflect the case management system. The case types reported may not necessitate judicial involvement.

Filings by Major Case Category**

Category	Summary	Change	% Change	Absolute Change
Adult Criminal	466	▼	-2.1%	-10
Child Dependency	91	▲	-3.2%	-3
Child in Need of Services/Supervision	42	▲	+7.7%	+3
Custody and Visitation	664	▲	-5.7%	-40
Delinquency	100	▲	-5.7%	-6
Juvenile Miscellaneous	31	▲	+47.6%	+10
New to Workload Study	11	▲	+22.2%	+2
Other	182	▲	-26.3%	-65
Protective Orders	120	▼	-0.8%	-1
Support	338	▲	+18.2%	+52
Traffic	27	▲	+50.0%	+9
GRAND TOTAL	2,072	▼	-2.3%	-49

* Compared to same time period as previous year

** Case Type Categories are defined in the 2017 Virginia Judicial Workload Assessment

The data reported reflect the case management system. The case types reported may not necessitate judicial involvement.

2024 Overall GRAND TOTAL		Distribution of Caseload			Change*		Percentage (%) of Caseload		
4,243 	+77 1.8%	Adult	1,922	45%	1.2% ▲	+23	Adult	45.6%	45.3%
		Juvenile	2,321	55%	2.4% ▲	+54	Juvenile	54.4%	54.7%
GRAND TOTAL		4,243	100%	1.8% ▲	+77	GRAND TOTAL	100%	100%	

Filings by Division & Code

Division	Case Type Description	Code	Summary	Change	% Change	Absolute Change	
Adult	Misdemeanor	CM	472	▼	-0.2%	-1	
	Civil Support	VS	382	▲	+10.4%	+36	
	Show Cause	SC	295	▲	+10.9%	+29	
	Other	OT	270	▼	-12.3%	-38	
	Felony	CF	231	▲	+49.0%	+76	
	Family Abuse - Protective Order	FP	134	▼	-9.5%	-14	
	Capias	CA	110	▼	-40.5%	-75	
	Motion - Protective Order	MP	18	▲	+260.0%	+13	
	Non-Family Abuse Protective Order	AP	8	↔	-	-	
	Protective Order	PC	1	▲	-	+1	
	Violation of Protective Order	PV	1	▲	-	+1	
	Emergency Custody Order	EC	0	▼	-100.0%	-1	
	Restricted License for Non-Support	SL	0	▼	-100.0%	-3	
	Violation Family Abuse Protective Order	PS	0	▼	-100.0%	-1	
Total			1,922	▲	1.2%	+23	
Juvenile	Custody Visitation	CV	788	▲	+0.4%	+3	
	Misdemeanor	DM	337	▲	+18.7%	+53	
	Felony	DF	227	▲	+59.9%	+85	
	Civil Violation	CI	191	▲	+4.4%	+8	
	Status	ST	117	▼	-65.9%	-226	
	Abuse and Neglect	AN	92	▼	-11.5%	-12	
	Traffic	T	78	▲	+11.4%	+8	
	Show Cause	SC	71	▼	-23.7%	-22	
	Truancy	TR	70	▲	+94.4%	+34	
	Child In Need of Services	CS	56	▲	+47.4%	+18	
	Special Immigrant Juvenile Status	SI	53	▲	+5,200.0%	+52	
	Paternity	PT	47	▲	+88.0%	+22	
	Permanency Planning	PH	46	▲	+64.3%	+18	
	Non-Family Abuse Protective Order	AP	39	▲	+77.3%	+17	
	Foster Care Review	FC	30	▼	-16.7%	-6	
	Initial Foster Care	IF	28	▲	+27.3%	+6	
	Terminate Parental Rights	TP	21	▲	+162.5%	+13	
	Capias	CA	8	▼	-46.7%	-7	
	Entrustment	ET	6	▲	+200.0%	+4	
	Voluntary Continuing Services and Support Agree	VA	5	▲	+66.7%	+2	
	Motion - Protective Order	MP	4	▼	-33.3%	-2	
	Temporary Detention Order	TD	2	▼	-87.5%	-14	
	Emancipation	EP	1	▲	-	+1	
	Emergency Custody Order	EC	1	▼	-66.7%	-2	
	Family Abuse - Protective Order	FP	1	▲	-	+1	
	Mental Commitment	MC	1	▲	-	+1	
	Relief of Custody	CR	1	▲	-	+1	
	Other	OT	0	▼	-100.0%	-2	
	Total			2,321	▲	2.4%	+54
	GRAND TOTAL			4,243	▲	1.8%	+77

* Compared to same time period as previous year

** Case Type Categories are defined in the 2017 Virginia Judicial Workload Assessment

The data reported reflect the case management system. The case types reported may not necessitate judicial involvement.

Filings by Major Case Category**

Category	Summary	Change	% Change	Absolute Change
Adult Criminal	984	▲	-1.3%	-13
Child Dependency	229	▲	+12.8%	+26
Child in Need of Services/Supervision	137	▲	+57.5%	+50
Custody and Visitation	835	▲	+3.1%	+25
Delinquency	632	▲	+21.3%	+111
Juvenile Miscellaneous	118	▲	-65.6%	-225
New to Workload Study	244	▲	+32.6%	+60
Other	274	▲	-17.0%	-56
Protective Orders	204	▲	+7.9%	+15
Support	508	▼	+17.6%	+76
Traffic	78	▲	+11.4%	+8
GRAND TOTAL	4,243	▲	1.8%	+77

* Compared to same time period as previous year

** Case Type Categories are defined in the 2017 Virginia Judicial Workload Assessment

The data reported reflect the case management system. The case types reported may not necessitate judicial involvement.

2024 Overall GRAND TOTAL		Distribution of Caseload		Change*		Percentage (%) of Caseload		
114	-10 -8.1%	Adult	43 38%	-24.6% ▼	-14	Adult	2023 46.0%	2024 37.7%
2024		Juvenile	71 62%	6.0% ▲	+4	Juvenile	54.0%	62.3%
2023		GRAND TOTAL	114 100%	-8.1% ▼	-10	GRAND TOTAL	100%	100%

Filings by Division & Code

Division	Case Type Description	Code	Summary	Change	% Change	Absolute Change
Adult	Other	OT	14	▲	+55.6%	+5
	Misdemeanor	CM	12	▲	+20.0%	+2
	Family Abuse - Protective Order	FP	6	▲	+500.0%	+5
	Civil Support	VS	3	▼	-75.0%	-9
	Felony	CF	2	▼	-83.3%	-10
	Motion - Protective Order	MP	2	▲	-	+2
	Show Cause	SC	2	▼	-71.4%	-5
	Capias	CA	1	▼	-83.3%	-5
	Non-Family Abuse Protective Order	AP	1	▲	-	+1
	Total			43	▼	-24.6%
Juvenile	Custody Visitation	CV	15	▲	+7.1%	+1
	Misdemeanor	DM	13	▼	-13.3%	-2
	Traffic	T	13	▲	+18.2%	+2
	Abuse and Neglect	AN	9	▲	+200.0%	+6
	Status	ST	9	↔	-	-
	Felony	DF	6	▼	-14.3%	-1
	Special Immigrant Juvenile Status	SI	2	▼	-33.3%	-1
	Child In Need of Services	CS	1	↔	-	-
	Foster Care Review	FC	1	▲	-	+1
	Paternity	PT	1	▲	-	+1
	Truancy	TR	1	↔	-	-
	Non-Family Abuse Protective Order	AP	0	▼	-100.0%	-2
	Permanency Planning	PH	0	▼	-100.0%	-1
	Total			71	▲	6.0%
GRAND TOTAL			114	▼	-8.1%	-10

Filings by Major Case Category**

Category	Summary	Change	% Change	Absolute Change	
Adult Criminal	17	▼	-51.4%	-18	
Child Dependency	10	▲	+150.0%	+6	
Child in Need of Services/Supervision	2	↔	-	0	
Custody and Visitation	16	▲	+14.3%	+2	
Delinquency	19	▼	-13.6%	-3	
Juvenile Miscellaneous	9	↔	-	0	
New to Workload Study	2	▼	-33.3%	-1	
Other	14	▲	+55.6%	+5	
Protective Orders	9	▲	+200.0%	+6	
Support	3	▼	-75.0%	-9	
Traffic	13	▲	+18.2%	+2	
GRAND TOTAL		114	▼	-8.1%	-10

* Compared to same time period as previous year

** Case Type Categories are defined in the 2017 Virginia Judicial Workload Assessment

The data reported reflect the case management system. The case types reported may not necessitate judicial involvement.

2024 Overall GRAND TOTAL		Distribution of Caseload			Change*		Percentage (%) of Caseload		
3,829	-349 -8.4%	Adult	1,904	50%	-7.6% ▼	-156	Adult	49.3%	49.7%
2024		Juvenile	1,925	50%	-9.1% ▼	-193	Juvenile	50.7%	50.3%
2023		GRAND TOTAL	3,829	100%	-8.4% ▼	-349	GRAND TOTAL	100%	100%

Filings by Division & Code

Division	Case Type Description	Code	Summary	Change	% Change	Absolute Change
Adult	Other	OT	471	▼	-17.4%	-99
	Misdemeanor	CM	455	▼	-19.2%	-108
	Civil Support	VS	408	▲	+20.4%	+69
	Family Abuse - Protective Order	FP	178	▲	+21.9%	+32
	Felony	CF	136	▼	-3.5%	-5
	Show Cause	SC	106	▼	-12.4%	-15
	Capias	CA	79	▼	-22.5%	-23
	Protective Order	PC	23	▼	-34.3%	-12
	Bond Forfeiture	BF	18	▲	-	+18
	Motion - Protective Order	MP	13	▼	-7.1%	-1
	Violation of Protective Order	PV	8	▼	-42.9%	-6
	Non-Family Abuse Protective Order	AP	5	▼	-58.3%	-7
	Remand Support	RS	2	▲	-	+2
	Restricted License for Non-Support	SL	2	▼	-33.3%	-1
	Total		1,904	▼	-7.6%	-156
Juvenile	Custody Visitation	CV	925	▼	-13.0%	-138
	Misdemeanor	DM	272	▲	+8.8%	+22
	Status	ST	158	▼	-24.8%	-52
	Felony	DF	124	▼	-16.2%	-24
	Traffic	T	49	▼	-3.9%	-2
	Permanency Planning	PH	47	▲	+14.6%	+6
	Paternity	PT	46	▲	+64.3%	+18
	Motion - Protective Order	MP	44	▲	+100.0%	+22
	Foster Care Review	FC	40	▼	-31.0%	-18
	Other	OT	32	▲	+45.5%	+10
	Non-Family Abuse Protective Order	AP	28	▲	+40.0%	+8
	Abuse and Neglect	AN	25	▼	-59.7%	-37
	Special Immigrant Juvenile Status	SI	21	▲	+110.0%	+11
	Truancy	TR	18	▼	-30.8%	-8
	Initial Foster Care	IF	17	▼	-26.1%	-6
	Temporary Detention Order	TD	15	↔	-	-
	Terminate Parental Rights	TP	15	▲	+50.0%	+5
	Show Cause	SC	12	▲	+100.0%	+6
	Voluntary Continuing Services and Support Agreen	VA	9	▲	+80.0%	+4
	Civil Violation	CI	8	▼	-33.3%	-4
	Emergency Custody Order	EC	7	▼	-56.3%	-9
	Child In Need of Services	CS	3	▲	+50.0%	+1
	Entrustment	ET	2	▼	-33.3%	-1
	Family Abuse - Protective Order	FP	2	▲	-	+2
	Mental Commitment	MC	2	▲	-	+2
	Protective Order	PC	2	↔	-	-
	Emancipation	EP	1	↔	-	-
	Relief of Custody	CR	1	▼	-80.0%	-4
	Capias	CA	0	▼	-100.0%	-1
	Juvenile Support	JS	0	▼	-100.0%	-1
	Qualified Residential Treatment	QR	0	▼	-100.0%	-3
	Remand Custody	RC	0	▼	-100.0%	-1
	Remand Visitation	RV	0	▼	-100.0%	-1
		Total		1,925	▼	-9.1%
	GRAND TOTAL		3,829	▼	-8.4%	-349

* Compared to same time period as previous year

** Case Type Categories are defined in the 2017 Virginia Judicial Workload Assessment

The data reported reflect the case management system. The case types reported may not necessitate judicial involvement.

Filings by Major Case Category**

Category	Summary	Change	% Change	Absolute Change
Adult Criminal	785	▲	-14.4%	-132
Child Dependency	156	▼	-25.7%	-54
Child in Need of Services/Supervision	23	▲	-23.3%	-7
Custody and Visitation	971	▲	-11.0%	-120
Delinquency	408	▲	+0.7%	+3
Juvenile Miscellaneous	159	▼	-24.6%	-52
New to Workload Study	29	▲	+31.8%	+7
Other	529	▲	-15.4%	-96
Protective Orders	270	▲	+26.2%	+56
Support	450	▼	+11.9%	+48
Traffic	49	▼	-3.9%	-2
GRAND TOTAL	3,829	▼	-8.4%	-349

* Compared to same time period as previous year

** Case Type Categories are defined in the 2017 Virginia Judicial Workload Assessment

The data reported reflect the case management system. The case types reported may not necessitate judicial involvement.

2024 Overall GRAND TOTAL		Distribution of Caseload			Change*		Percentage (%) of Caseload		
23,221	-1,985 -7.9%	Adult	10,765	46%	-9.9% ▼	-1,188	Adult	47.4%	46.4%
2024		Juvenile	12,456	54%	-6.0% ▼	-797	Juvenile	52.6%	53.6%
2023		GRAND TOTAL	23,221	100%	-7.9% ▼	-1,985	GRAND TOTAL	100%	100%

Filings by Division & Code

Division	Case Type Description	Code	Summary	Change	% Change	Absolute Change
Adult	Misdemeanor	CM	2,769	▲	+0.4%	+10
	Civil Support	VS	2,078	▼	-10.8%	-251
	Other	OT	1,947	▼	-33.8%	-995
	Felony	CF	1,158	▲	+15.3%	+154
	Show Cause	SC	1,153	▼	-2.2%	-26
	Family Abuse - Protective Order	FP	1,034	▲	+3.1%	+31
	Capias	CA	454	▼	-16.4%	-89
	Protective Order	PC	56	▲	+33.3%	+14
	Remand Support	RS	48	▼	-18.6%	-11
	Non-Family Abuse Protective Order	AP	43	↔		-
	Violation of Protective Order	PV	14	▼	-39.1%	-9
	Violation Family Abuse Protective Order	PS	6	▲	+50.0%	+2
	Motion - Protective Order	MP	3	▼	-25.0%	-1
	Criminal Support	CS	1	▲	-	+1
	Restricted License for Non-Support	SL	1	▲	-	+1
Bond Forfeiture	BF	0	▼	-100.0%	-19	
	Total		10,765	▼	-9.9%	-1,188
Juvenile	Custody Visitation	CV	5,267	▼	-8.1%	-464
	Status	ST	1,672	▼	-16.2%	-324
	Misdemeanor	DM	1,472	▼	-7.0%	-111
	Traffic	T	1,046	▼	-8.0%	-91
	Felony	DF	799	▲	+7.0%	+52
	Special Immigrant Juvenile Status	SI	461	▲	+65.8%	+183
	Temporary Detention Order	TD	241	▲	+14.2%	+30
	Paternity	PT	237	▲	+18.5%	+37
	Abuse and Neglect	AN	200	▲	+1.0%	+2
	Permanency Planning	PH	161	▲	+19.3%	+26
	Show Cause	SC	150	▼	-8.0%	-13
	Foster Care Review	FC	143	▲	+7.5%	+10
	Capias	CA	114	▼	-21.9%	-32
	Initial Foster Care	IF	93	▲	+10.7%	+9
	Remand Custody	RC	58	▲	+11.5%	+6
	Remand Visitation	RV	58	▲	+11.5%	+6
	Non-Family Abuse Protective Order	AP	55	▼	-32.9%	-27
	Terminate Parental Rights	TP	54	▼	-12.9%	-8
	Civil Violation	CI	47	▼	-29.9%	-20
	Truancy	TR	35	▼	-44.4%	-28
	Emergency Custody Order	EC	27	▼	-15.6%	-5
	Voluntary Continuing Services and Support Agreem	VA	27	▲	+12.5%	+3
	Other	OT	11	▲	+57.1%	+4
	Child In Need of Services	CS	7	▼	-61.1%	-11
	Family Abuse - Protective Order	FP	7	▼	-58.8%	-10
	Motion - Protective Order	MP	4	▼	-55.6%	-5
	Emancipation	EP	3	▼	-40.0%	-2
	Violation Family Abuse Protective Order	PS	3	▲	-	+3
	Entrustment	ET	2	▼	-50.0%	-2
	Protective Order	PC	2	▼	-84.6%	-11
	Child at Risk	RI	0	▼	-100.0%	-1
	Qualified Residential Treatment	QR	0	▼	-100.0%	-2
	Relief of Custody	CR	0	▼	-100.0%	-1
	Total		12,456	▼	-6.0%	-797

* Compared to same time period as previous year

** Case Type Categories are defined in the 2017 Virginia Judicial Workload Assessment

The data reported reflect the case management system. The case types reported may not necessitate judicial involvement.

	Summary	Change	% Change	Absolute Change
GRAND TOTAL	23,221	▼	-7.9%	-1,985

Filings by Major Case Category**

Category	Summary	Change	% Change	Absolute Change
Adult Criminal	4,966	▼	0.0%	-2
Child Dependency	680	▼	+5.6%	+36
Child in Need of Services/Supervision	48	▼	-46.7%	-42
Custody and Visitation	5,514	▼	-7.3%	-434
Delinquency	2,524	▲	-3.9%	-102
Juvenile Miscellaneous	1,675	▼	-16.3%	-326
New to Workload Study	508	▲	+47.2%	+163
Other	2,390	▼	-28.8%	-965
Protective Orders	1,146	▼	-1.0%	-12
Support	2,724	▲	-7.2%	-210
Traffic	1,046	▼	-8.0%	-91
GRAND TOTAL	23,221	▼	-7.9%	-1,985

* Compared to same time period as previous year

** Case Type Categories are defined in the 2017 Virginia Judicial Workload Assessment

The data reported reflect the case management system. The case types reported may not necessitate judicial involvement.

2024 Overall GRAND TOTAL		Distribution of Caseload			Change*		Percentage (%) of Caseload		
2,381	-81 -3.3%	Adult	1,016	43%	-6.1% ▼	-66	Adult	43.9%	42.7%
2024		Juvenile	1,365	57%	-1.1% ▼	-15	Juvenile	56.1%	57.3%
2023		GRAND TOTAL	2,381	100%	-3.3% ▼	-81	GRAND TOTAL	100%	100%

Filings by Division & Code

Division	Case Type Description	Code	Summary	Change	% Change	Absolute Change
Adult	Civil Support	VS	240	▼	-12.1%	-33
	Misdemeanor	CM	204	▼	-11.3%	-26
	Show Cause	SC	191	▲	+23.2%	+36
	Other	OT	105	▼	-23.9%	-33
	Family Abuse - Protective Order	FP	95	▲	+2.2%	+2
	Felony	CF	61	▼	-30.7%	-27
	Capias	CA	56	▼	+9.8%	+5
	Motion - Protective Order	MP	28	▼	-17.6%	-6
	Remand Support	RS	24	▲	+166.7%	+15
	Violation of Protective Order	PV	9	▲	+350.0%	+7
	Non-Family Abuse Protective Order	AP	2	▼	-75.0%	-6
	Protective Order	PC	1	▲	-	+1
	Criminal Support	CS	0	▼	-100.0%	-1
		Total		1,016	▼	-6.1%
Juvenile	Custody Visitation	CV	804	▼	-0.1%	-1
	Misdemeanor	DM	152	▼	-9.5%	-16
	Traffic	T	101	▼	-20.5%	-26
	Abuse and Neglect	AN	41	▲	+51.9%	+14
	Felony	DF	38	▼	-44.1%	-30
	Motion - Protective Order	MP	32	▲	+166.7%	+20
	Remand Custody	RC	32	▲	+146.2%	+19
	Foster Care Review	FC	28	▲	+40.0%	+8
	Remand Visitation	RV	28	▲	+115.4%	+15
	Initial Foster Care	IF	18	▲	+50.0%	+6
	Child In Need of Services	CS	11	▲	+22.2%	+2
	Permanency Planning	PH	10	▼	-58.3%	-14
	Other	OT	8	▲	+300.0%	+6
	Status	ST	7	▼	-30.0%	-3
	Terminate Parental Rights	TP	7	▼	-65.0%	-13
	Truancy	TR	7	▼	-22.2%	-2
	Civil Violation	CI	6	▼	-25.0%	-2
	Non-Family Abuse Protective Order	AP	6	▲	+20.0%	+1
	Voluntary Continuing Services and Support Agreem	VA	6	▲	+500.0%	+5
	Relief of Custody	CR	5	▲	+400.0%	+4
	Child at Risk	RI	4	▲	-	+4
	Entrustment	ET	4	↔	-	-
	Family Abuse - Protective Order	FP	3	▲	-	+3
	Temporary Detention Order	TD	3	▼	-50.0%	-3
	Paternity	PT	2	▼	-75.0%	-6
	Emergency Custody Order	EC	1	▼	-50.0%	-1
	Violation of Protective Order	PV	1	▲	-	+1
	Capias	CA	0	▼	-100.0%	-1
	Emancipation	EP	0	▼	-100.0%	-1
	Juvenile Support	JS	0	▼	-100.0%	-1
	Mental Commitment	MC	0	▼	-100.0%	-1
	Qualified Residential Treatment	QR	0	▼	-100.0%	-1
	Show Cause	SC	0	▼	-100.0%	-1
		Total		1,365	▼	-1.1%
GRAND TOTAL			2,381	▼	-3.3%	-81

* Compared to same time period as previous year

** Case Type Categories are defined in the 2017 Virginia Judicial Workload Assessment

The data reported reflect the case management system. The case types reported may not necessitate judicial involvement.

Filings by Major Case Category**

Category	Summary	Change	% Change	Absolute Change
Adult Criminal	449	▲	-4.3%	-20
Child Dependency	123	▲	+11.8%	+13
Child in Need of Services/Supervision	18	↔		0
Custody and Visitation	806	▼	-0.9%	-7
Delinquency	191	▲	-19.7%	-47
Juvenile Miscellaneous	7	▼	-36.4%	-4
New to Workload Study	6	▼	-25.0%	-2
Other	201	▲	+9.2%	+17
Protective Orders	166	▲	+9.2%	+14
Support	313	▼	-5.7%	-19
Traffic	101	▼	-20.5%	-26
GRAND TOTAL	2,381	▼	-3.3%	-81

* Compared to same time period as previous year

** Case Type Categories are defined in the 2017 Virginia Judicial Workload Assessment

The data reported reflect the case management system. The case types reported may not necessitate judicial involvement.

2024 Overall GRAND TOTAL		Distribution of Caseload		Change*		Percentage (%) of Caseload			
6,295 	+6 0.1%	Adult	2,893	46%	-7.4% ▼	-232	Adult	49.7%	46.0%
		Juvenile	3,402	54%	7.5% ▲	+238	Juvenile	50.3%	54.0%
		GRAND TOTAL	6,295	100%	0.1% ▲	+6	GRAND TOTAL	100%	100%

Filings by Division & Code

Division	Case Type Description	Code	Summary	Change	% Change	Absolute Change	
Adult	Misdemeanor	CM	666	▼	-14.1%	-109	
	Civil Support	VS	474	▼	-11.4%	-61	
	Show Cause	SC	470	▲	+9.6%	+41	
	Other	OT	454	▼	-13.7%	-72	
	Family Abuse - Protective Order	FP	273	▼	-16.5%	-54	
	Felony	CF	265	▲	+5.2%	+13	
	Capias	CA	163	▼	+5.2%	+8	
	Motion - Protective Order	MP	54	▲	+8.0%	+4	
	Violation of Protective Order	PV	44	▲	+175.0%	+28	
	Remand Support	RS	22	▼	-55.1%	-27	
	Non-Family Abuse Protective Order	AP	6	▼	-40.0%	-4	
	Restricted License for Non-Support	SL	2	▲	+100.0%	+1	
		Total		2,893	▼	-7.4%	-232
Juvenile	Custody Visitation	CV	1,509	▲	+7.3%	+103	
	Misdemeanor	DM	648	▲	+30.4%	+151	
	Traffic	T	604	▼	-13.0%	-90	
	Felony	DF	200	▲	+33.3%	+50	
	Mental Commitment	MC	42	▲	+35.5%	+11	
	Temporary Detention Order	TD	41	▼	-4.7%	-2	
	Foster Care Review	FC	38	▲	+58.3%	+14	
	Terminate Parental Rights	TP	35	▲	+169.2%	+22	
	Permanency Planning	PH	29	▼	-14.7%	-5	
	Status	ST	27	▲	+8.0%	+2	
	Initial Foster Care	IF	26	▲	+160.0%	+16	
	Remand Custody	RC	25	▼	-39.0%	-16	
	Remand Visitation	RV	25	▼	-39.0%	-16	
	Abuse and Neglect	AN	24	↔		-	
	Paternity	PT	24	▲	+26.3%	+5	
	Show Cause	SC	20	▲	+5.3%	+1	
	Truancy	TR	18	▲	+125.0%	+10	
	Emergency Custody Order	EC	16	▲	+6.7%	+1	
	Non-Family Abuse Protective Order	AP	15	▼	-34.8%	-8	
	Motion - Protective Order	MP	14	▲	+180.0%	+9	
	Child In Need of Services	CS	12	▲	+100.0%	+6	
	Capias	CA	4	▼	-69.2%	-9	
	Civil Violation	CI	2	▼	-71.4%	-5	
	Family Abuse - Protective Order	FP	1	↔		-	
	Other	OT	1	▼	-66.7%	-2	
	Relief of Custody	CR	1	↔		-	
	Voluntary Continuing Services and Support Agreen	VA	1	▼	-66.7%	-2	
	Entrustment	ET	0	▼	-100.0%	-4	
	Qualified Residential Treatment	QR	0	▼	-100.0%	-4	
		Total		3,402	▲	7.5%	+238
		GRAND TOTAL		6,295	▲	0.1%	+6

* Compared to same time period as previous year

** Case Type Categories are defined in the 2017 Virginia Judicial Workload Assessment

The data reported reflect the case management system. The case types reported may not necessitate judicial involvement.

Filings by Major Case Category**

Category	Summary	Change	% Change	Absolute Change
Adult Criminal	1,437	▲	-3.7%	-55
Child Dependency	154	▲	+31.6%	+37
Child in Need of Services/Supervision	30	▲	+114.3%	+16
Custody and Visitation	1,533	▲	+7.6%	+108
Delinquency	872	▼	+28.4%	+193
Juvenile Miscellaneous	27	▲	+8.0%	+2
New to Workload Study	2	▼	-71.4%	-5
Other	626	▼	-16.4%	-123
Protective Orders	363	▲	-12.7%	-53
Support	647	▲	-3.6%	-24
Traffic	604	▼	-13.0%	-90
GRAND TOTAL	6,295	▲	0.1%	+6

* Compared to same time period as previous year

** Case Type Categories are defined in the 2017 Virginia Judicial Workload Assessment

The data reported reflect the case management system. The case types reported may not necessitate judicial involvement.

2024 Overall GRAND TOTAL		Distribution of Caseload		Change*		Percentage (%) of Caseload		
278	-28 -9.2%	Adult	114 41%	-13.6% ▼	-18	Adult	43.1%	41.0%
2024		Juvenile	164 59%	-5.7% ▼	-10	Juvenile	56.9%	59.0%
2023		GRAND TOTAL	278 100%	-9.2% ▼	-28	GRAND TOTAL	100%	100%

Filings by Division & Code

Division	Case Type Description	Code	Summary	Change	% Change	Absolute Change
Adult	Civil Support	VS	29	▲	+52.6%	+10
	Misdemeanor	CM	23	▼	-42.5%	-17
	Felony	CF	19	▼	-9.5%	-2
	Other	OT	16	▼	-38.5%	-10
	Show Cause	SC	12	▲	+100.0%	+6
	Family Abuse - Protective Order	FP	7	▼	-22.2%	-2
	Capias	CA	3	▲	-25.0%	-1
	Remand Support	RS	3	▲	+50.0%	+1
	Motion - Protective Order	MP	2	▲	-	+2
	Non-Family Abuse Protective Order	AP	0	▼	-100.0%	-3
	Protective Order	PC	0	▼	-100.0%	-1
	Violation of Protective Order	PV	0	▼	-100.0%	-1
		Total		114	▼	-13.6%
Juvenile	Custody Visitation	CV	79	▼	-26.2%	-28
	Traffic	T	33	▲	+50.0%	+11
	Misdemeanor	DM	24	▼	-20.0%	-6
	Remand Custody	RC	6	▲	+200.0%	+4
	Remand Visitation	RV	6	▲	+200.0%	+4
	Child In Need of Services	CS	5	▲	-	+5
	Felony	DF	4	↔	-	-
	Child at Risk	RI	2	▲	-	+2
	Capias	CA	1	▲	-	+1
	Foster Care Review	FC	1	↔	-	-
	Initial Foster Care	IF	1	▲	-	+1
	Paternity	PT	1	▲	-	+1
	Status	ST	1	▲	-50.0%	-1
	Civil Violation	CI	0	▼	-100.0%	-1
	Show Cause	SC	0	▼	-100.0%	-1
	Special Immigrant Juvenile Status	SI	0	▼	-100.0%	-2
		Total		164	▼	-5.7%
GRAND TOTAL			278	▼	-9.2%	-28

Filings by Major Case Category**

Category	Summary	Change	% Change	Absolute Change
Adult Criminal	50	▼	-30.6%	-22
Child Dependency	4	▲	+300.0%	+3
Child in Need of Services/Supervision	5	▲	-	+5
Custody and Visitation	80	▲	-25.2%	-27
Delinquency	29	▲	-17.1%	-6
Juvenile Miscellaneous	1	▲	-50.0%	-1
New to Workload Study	0	▼	-100.0%	-3
Other	31	▲	-3.1%	-1
Protective Orders	9	▲	-25.0%	-3
Support	36	▲	+80.0%	+16
Traffic	33	▲	+50.0%	+11

* Compared to same time period as previous year ** Case Type Categories are defined in the 2017 Virginia Judicial Workload Assessment

The data reported reflect the case management system. The case types reported may not necessitate judicial involvement.

GRAND TOTAL

278



-9.2%

-28

* Compared to same time period as previous year

** Case Type Categories are defined in the 2017 Virginia Judicial Workload Assessment

The data reported reflect the case management system. The case types reported may not necessitate judicial involvement.

2024 Overall GRAND TOTAL		Distribution of Caseload			Change*		Percentage (%) of Caseload		
3,424	-221 -6.1%	Adult	1,619	47%	-9.7% ▼	-174	Adult	49.2%	47.3%
2024		Juvenile	1,805	53%	-2.5% ▼	-47	Juvenile	50.8%	52.7%
2023		GRAND TOTAL	3,424	100%	-6.1% ▼	-221	GRAND TOTAL	100%	100%

Filings by Division & Code

Division	Case Type Description	Code	Summary	Change	% Change	Absolute Change	
Adult	Civil Support	VS	376	▼	-17.0%	-77	
	Show Cause	SC	361	▲	+44.4%	+111	
	Misdemeanor	CM	301	▼	-15.4%	-55	
	Other	OT	227	▼	-16.2%	-44	
	Family Abuse - Protective Order	FP	113	▼	-26.6%	-41	
	Capias	CA	93	▼	-20.5%	-24	
	Felony	CF	85	▼	-40.6%	-58	
	Motion - Protective Order	MP	27	▲	+8.0%	+2	
	Violation of Protective Order	PV	10	▲	+42.9%	+3	
	Restricted License for Non-Support	SL	7	▲	-	+7	
	Non-Family Abuse Protective Order	AP	6	▲	+50.0%	+2	
	Protective Order	PC	6	▼	-45.5%	-5	
	Remand Support	RS	5	▲	+150.0%	+3	
	Bond Forfeiture	BF	2	▲	-	+2	
	Total		1,619	▼	-9.7%	-174	
Juvenile	Custody Visitation	CV	1,179	▼	-7.2%	-91	
	Misdemeanor	DM	109	▲	+5.8%	+6	
	Abuse and Neglect	AN	74	▼	-3.9%	-3	
	Foster Care Review	FC	62	▲	+29.2%	+14	
	Permanency Planning	PH	62	▲	+29.2%	+14	
	Paternity	PT	61	▼	-1.6%	-1	
	Status	ST	58	▼	-6.5%	-4	
	Traffic	T	53	▲	+3.9%	+2	
	Initial Foster Care	IF	30	▼	-14.3%	-5	
	Temporary Detention Order	TD	28	▲	+115.4%	+15	
	Felony	DF	20	▼	-4.8%	-1	
	Terminate Parental Rights	TP	14	▼	-6.7%	-1	
	Remand Custody	RC	11	▲	+175.0%	+7	
	Remand Visitation	RV	11	▲	+175.0%	+7	
	Special Immigrant Juvenile Status	SI	8	▲	+166.7%	+5	
	Emergency Custody Order	EC	6	▲	+100.0%	+3	
	Capias	CA	3	▲	-	+3	
	Relief of Custody	CR	3	▼	-76.9%	-10	
	Child at Risk	RI	2	▲	+100.0%	+1	
	Juvenile Support	JS	2	▲	-	+2	
	Show Cause	SC	2	▲	-	+2	
	Child In Need of Services	CS	1	▼	-50.0%	-1	
	Emancipation	EP	1	▲	-	+1	
	Family Abuse - Protective Order	FP	1	▲	-	+1	
	Mental Commitment	MC	1	↔	-	-	
	Motion - Protective Order	MP	1	▼	-85.7%	-6	
	Non-Family Abuse Protective Order	AP	1	▼	-75.0%	-3	
	Other	OT	1	▼	-50.0%	-1	
	Qualified Residential Treatment	QR	0	▼	-100.0%	-1	
	Voluntary Continuing Services and Support Agreem	VA	0	▼	-100.0%	-2	
		Total		1,805	▼	-2.5%	-47
		GRAND TOTAL		3,424	▼	-6.1%	-221

* Compared to same time period as previous year

** Case Type Categories are defined in the 2017 Virginia Judicial Workload Assessment

The data reported reflect the case management system. The case types reported may not necessitate judicial involvement.

Filings by Major Case Category**

Category	Summary	Change	% Change	Absolute Change
Adult Criminal	661	▲	-15.5%	-121
Child Dependency	247	▼	+2.9%	+7
Child in Need of Services/Supervision	1	▼	-50.0%	-1
Custody and Visitation	1,240	▼	-6.9%	-92
Delinquency	134	▲	+8.1%	+10
Juvenile Miscellaneous	59	▲	-4.8%	-3
New to Workload Study	8	▲	+166.7%	+5
Other	290	▲	-3.3%	-10
Protective Orders	149	▲	-23.2%	-45
Support	582	▲	+4.9%	+27
Traffic	53	▲	+3.9%	+2
GRAND TOTAL	3,424	▼	-6.1%	-221

* Compared to same time period as previous year

** Case Type Categories are defined in the 2017 Virginia Judicial Workload Assessment

The data reported reflect the case management system. The case types reported may not necessitate judicial involvement.

2024 Overall GRAND TOTAL		Distribution of Caseload		Change*		Percentage (%) of Caseload			
1,061	-196 -15.6%	Adult	588	55%	-14.3% ▼	-98	Adult	54.6%	55.4%
2024		Juvenile	473	45%	-17.2% ▼	-98	Juvenile	45.4%	44.6%
2023		GRAND TOTAL	1,061	100%	-15.6% ▼	-196	GRAND TOTAL	100%	100%

Filings by Division & Code

Division	Case Type Description	Code	Summary	Change	% Change	Absolute Change	
Adult	Show Cause	SC	153	▲	+10.9%	+15	
	Civil Support	VS	126	▼	-36.4%	-72	
	Misdemeanor	CM	122	▲	+2.5%	+3	
	Other	OT	92	▲	+7.0%	+6	
	Felony	CF	33	▼	-42.1%	-24	
	Family Abuse - Protective Order	FP	28	▼	-17.6%	-6	
	Capias	CA	20	▼	-51.2%	-21	
	Motion - Protective Order	MP	5	▲	+25.0%	+1	
	Violation of Protective Order	PV	5	▲	+25.0%	+1	
	Restricted License for Non-Support	SL	3	▲	+50.0%	+1	
	Protective Order	PC	1	▲	-	+1	
	Non-Family Abuse Protective Order	AP	0	▼	-100.0%	-2	
	Remand Support	RS	0	▼	-100.0%	-1	
	Total		588	▼	-14.3%	-98	
Juvenile	Custody Visitation	CV	274	▼	-22.6%	-80	
	Misdemeanor	DM	48	▼	-7.7%	-4	
	Felony	DF	29	▲	+26.1%	+6	
	Traffic	T	29	↔	-	-	
	Permanency Planning	PH	11	▲	+10.0%	+1	
	Paternity	PT	10	↔	-	-	
	Remand Visitation	RV	9	▼	-10.0%	-1	
	Temporary Detention Order	TD	9	↔	-	-	
	Truancy	TR	8	▼	-27.3%	-3	
	Child at Risk	RI	7	▼	-46.2%	-6	
	Remand Custody	RC	7	▼	-36.4%	-4	
	Emergency Custody Order	EC	6	▲	+20.0%	+1	
	Abuse and Neglect	AN	5	▼	-61.5%	-8	
	Capias	CA	3	▲	+50.0%	+1	
	Civil Violation	CI	3	↔	-	-	
	Foster Care Review	FC	3	▼	-40.0%	-2	
	Initial Foster Care	IF	3	▲	+50.0%	+1	
	Motion - Protective Order	MP	3	▲	-	+3	
	Relief of Custody	CR	3	▼	-25.0%	-1	
	Child In Need of Services	CS	1	↔	-	-	
	Status	ST	1	▲	-	+1	
	Voluntary Continuing Services and Support Agree	VA	1	↔	-	-	
	Qualified Residential Treatment	QR	0	▼	-100.0%	-1	
	Special Immigrant Juvenile Status	SI	0	▼	-100.0%	-1	
	Terminate Parental Rights	TP	0	▼	-100.0%	-1	
		Total		473	▼	-17.2%	-98
		GRAND TOTAL		1,061	▼	-15.6%	-196

Filings by Major Case Category**

Category	Summary	Change	% Change	Absolute Change
Adult Criminal	241	▲	-19.9%	-60
Child Dependency	33	▼	-34.0%	-17
Child in Need of Services/Supervision	9	▼	-25.0%	-3

* Compared to same time period as previous year ** Case Type Categories are defined in the 2017 Virginia Judicial Workload Assessment

The data reported reflect the case management system. The case types reported may not necessitate judicial involvement.

CPSS - JCMS CASELOAD STATISTICS OF THE JUVENILE & DOMESTIC RELATIONS DISTRICT COURTS
 January 2024 thru November 2024 Filings (Compared to January 2023 thru November 2023)

Martinsville

District: 21 FIPS: 690

Custody and Visitation	284	▼	-22.0%	-80
Delinquency	80	▲	+3.9%	+3
Juvenile Miscellaneous	1	▲	-	+1
New to Workload Study	3	▼	-25.0%	-1
Other	123	▼	+0.8%	+1
Protective Orders	36	▲	-10.0%	-4
Support	222	▼	-14.0%	-36
Traffic	29	↔		0
GRAND TOTAL	1,061	▼	-15.6%	-196

* Compared to same time period as previous year

** Case Type Categories are defined in the 2017 Virginia Judicial Workload Assessment

The data reported reflect the case management system. The case types reported may not necessitate judicial involvement.

2024 Overall GRAND TOTAL		Distribution of Caseload		Change*		Percentage (%) of Caseload		
1,281	+264 26.0%	Adult	544 42%	36.3% ▲	+145	Adult	39.2%	42.5%
2024		Juvenile	737 58%	19.3% ▲	+119	Juvenile	60.8%	57.5%
2023		GRAND TOTAL	1,281 100%	26.0% ▲	+264	GRAND TOTAL	100%	100%

Filings by Division & Code

Division	Case Type Description	Code	Summary	Change	% Change	Absolute Change	
Adult	Civil Support	VS	125	▲	+27.6%	+27	
	Misdemeanor	CM	116	▲	+34.9%	+30	
	Show Cause	SC	113	▲	+105.5%	+58	
	Other	OT	58	▲	+61.1%	+22	
	Felony	CF	50	▲	+31.6%	+12	
	Family Abuse - Protective Order	FP	46	↔		-	
	Motion - Protective Order	MP	15	▲	+15.4%	+2	
	Capias	CA	13	▼	-23.5%	-4	
	Remand Support	RS	7	▲	+75.0%	+3	
	Non-Family Abuse Protective Order	AP	1	▼	-75.0%	-3	
	Restricted License for Non-Support	SL	0	▼	-100.0%	-2	
	Total		544	▲	36.3%	+145	
Juvenile	Custody Visitation	CV	402	▲	+9.5%	+35	
	Abuse and Neglect	AN	76	▲	+1.3%	+1	
	Permanency Planning	PH	58	▲	+141.7%	+34	
	Misdemeanor	DM	35	▲	+75.0%	+15	
	Foster Care Review	FC	29	▲	+38.1%	+8	
	Terminate Parental Rights	TP	27	▲	+575.0%	+23	
	Initial Foster Care	IF	22	▲	+4.8%	+1	
	Remand Custody	RC	17	▲	+54.5%	+6	
	Remand Visitation	RV	16	▲	+77.8%	+7	
	Traffic	T	14	▼	-30.0%	-6	
	Paternity	PT	13	▼	-31.6%	-6	
	Felony	DF	12	▼	-7.7%	-1	
	Motion - Protective Order	MP	3	▲	+50.0%	+1	
	Child In Need of Services	CS	2	▲	+100.0%	+1	
	Non-Family Abuse Protective Order	AP	2	↔		-	
	Show Cause	SC	2	▲	-	+2	
	Temporary Detention Order	TD	2	↔		-	
	Voluntary Continuing Services and Support Agreen	VA	2	▲	-	+2	
	Capias	CA	1	▲	-	+1	
	Emergency Custody Order	EC	1	▼	-50.0%	-1	
	Status	ST	1	▼	-50.0%	-1	
	Child at Risk	RI	0	▼	-100.0%	-1	
	Family Abuse - Protective Order	FP	0	▼	-100.0%	-1	
	Relief of Custody	CR	0	▼	-100.0%	-1	
		Total		737	▲	19.3%	+119
	GRAND TOTAL			1,281	▲	26.0%	+264

Filings by Major Case Category**

Category	Summary	Change	% Change	Absolute Change
Adult Criminal	263	▲	+46.9%	+84
Child Dependency	214	▲	+45.6%	+67
Child in Need of Services/Supervision	2	▲	+100.0%	+1
Custody and Visitation	415	▼	+7.5%	+29
Delinquency	50	▲	+51.5%	+17
Juvenile Miscellaneous	1	▼	-50.0%	-1

* Compared to same time period as previous year

** Case Type Categories are defined in the 2017 Virginia Judicial Workload Assessment

The data reported reflect the case management system. The case types reported may not necessitate judicial involvement.

CPSS - JCMS CASELOAD STATISTICS OF THE JUVENILE & DOMESTIC RELATIONS DISTRICT COURTS
 January 2024 thru November 2024 Filings (Compared to January 2023 thru November 2023)

Other	101	▲	+57.8%	+37
Protective Orders	67	▼	-1.5%	-1
Support	154	▼	+31.6%	+37
Traffic	14	▼	-30.0%	-6
GRAND TOTAL	1,281	▲	26.0%	+264

* Compared to same time period as previous year

** Case Type Categories are defined in the 2017 Virginia Judicial Workload Assessment

The data reported reflect the case management system. The case types reported may not necessitate judicial involvement.

2024 Overall GRAND TOTAL		Distribution of Caseload			Change*		Percentage (%) of Caseload		
3,575 -54 -1.5% 		Adult	2,437	68%	-3.3% ▼	-83	Adult	69.4%	68.2%
		Juvenile	1,138	32%	2.6% ▲	+29	Juvenile	30.6%	31.8%
		GRAND TOTAL	3,575	100%	-1.5% ▼	-54	GRAND TOTAL	100%	100%

Filings by Division & Code

Division	Case Type Description	Code	Summary	Change	% Change	Absolute Change
Adult	Misdemeanor	CM	619	▼	-4.2%	-27
	Other	OT	524	▲	+1.0%	+5
	Show Cause	SC	371	▲	-2.4%	-9
	Capias	CA	354	▼	-0.3%	-1
	Civil Support	VS	288	▼	-14.0%	-47
	Felony	CF	139	▲	+4.5%	+6
	Family Abuse - Protective Order	FP	121	▼	-4.7%	-6
	Non-Family Abuse Protective Order	AP	12	▼	-20.0%	-3
	Motion - Protective Order	MP	5	↔		-
	Violation of Protective Order	PV	3	↔		-
	Remand Support	RS	1	▲	-	+1
	Restricted License for Non-Support	SL	0	▼	-100.0%	-2
		Total		2,437	▼	-3.3%
Juvenile	Custody Visitation	CV	503	▲	+1.4%	+7
	Misdemeanor	DM	194	▼	-5.8%	-12
	Felony	DF	100	▼	-2.0%	-2
	Truancy	TR	84	▲	+12.0%	+9
	Status	ST	64	▲	+4.9%	+3
	Permanency Planning	PH	30	▼	-3.2%	-1
	Foster Care Review	FC	23	▲	+9.5%	+2
	Traffic	T	21	▼	-12.5%	-3
	Abuse and Neglect	AN	18	▲	+800.0%	+16
	Paternity	PT	18	↔		-
	Initial Foster Care	IF	15	▲	+36.4%	+4
	Child In Need of Services	CS	13	▼	-23.5%	-4
	Non-Family Abuse Protective Order	AP	12	▲	+71.4%	+5
	Terminate Parental Rights	TP	8	▲	+60.0%	+3
	Other	OT	7	▲	-	+7
	Mental Commitment	MC	6	▼	-40.0%	-4
	Civil Violation	CI	5	▲	+400.0%	+4
	Voluntary Continuing Services and Support Agreen	VA	5	↔		-
	Temporary Detention Order	TD	4	▼	-42.9%	-3
	Entrustment	ET	3	▲	+200.0%	+2
	Emergency Custody Order	EC	2	▼	-60.0%	-3
	Emancipation	EP	1	▲	-	+1
	Family Abuse - Protective Order	FP	1	▼	-50.0%	-1
	Special Immigrant Juvenile Status	SI	1	↔		-
	Relief of Custody	CR	0	▼	-100.0%	-1
	Total		1,138	▲	2.6%	+29
	GRAND TOTAL		3,575	▼	-1.5%	-54

Filings by Major Case Category**

Category	Summary	Change	% Change	Absolute Change
Adult Criminal	1,375	▼	-6.6%	-97
Child Dependency	102	▲	+32.5%	+25
Child in Need of Services/Supervision	97	▼	+5.4%	+5
Custody and Visitation	521	▲	+1.4%	+7

* Compared to same time period as previous year

** Case Type Categories are defined in the 2017 Virginia Judicial Workload Assessment

The data reported reflect the case management system. The case types reported may not necessitate judicial involvement.

CPSS - JCMS CASELOAD STATISTICS OF THE JUVENILE & DOMESTIC RELATIONS DISTRICT COURTS
 January 2024 thru November 2024 Filings (Compared to January 2023 thru November 2023)

Danville

District: 22 FIPS: 590

Delinquency	294	▼	-4.5%	-14
Juvenile Miscellaneous	65	▲	+6.6%	+4
New to Workload Study	6	▲	+200.0%	+4
Other	544	▲	+0.6%	+3
Protective Orders	151	▼	-3.2%	-5
Support	399	▲	+4.5%	+17
Traffic	21	▼	-12.5%	-3
GRAND TOTAL	3,575	▼	-1.5%	-54

* Compared to same time period as previous year

** Case Type Categories are defined in the 2017 Virginia Judicial Workload Assessment

The data reported reflect the case management system. The case types reported may not necessitate judicial involvement.

2024 Overall GRAND TOTAL		Distribution of Caseload		Change*		Percentage (%) of Caseload		
3,334	-332 -9.1%	Adult	1,470 44%	7.9% ▲	+108	Adult	37.2%	44.1%
2024		Juvenile	1,864 56%	-19.1% ▼	-440	Juvenile	62.8%	55.9%
2023		GRAND TOTAL	3,334 100%	-9.1% ▼	-332	GRAND TOTAL	100%	100%

Filings by Division & Code

Division	Case Type Description	Code	Summary	Change	% Change	Absolute Change	
Adult	Civil Support	VS	341	▼	-2.6%	-9	
	Misdemeanor	CM	325	▲	+22.2%	+59	
	Show Cause	SC	275	▲	+61.8%	+105	
	Other	OT	238	▼	-4.8%	-12	
	Family Abuse - Protective Order	FP	114	▲	+25.3%	+23	
	Capias	CA	60	▲	+1.7%	+1	
	Felony	CF	51	▲	+4.1%	+2	
	Non-Family Abuse Protective Order	AP	28	▼	-63.2%	-48	
	Motion - Protective Order	MP	16	▼	-38.5%	-10	
	Violation of Protective Order	PV	14	▲	+180.0%	+9	
	Remand Support	RS	6	▼	-68.4%	-13	
	Restricted License for Non-Support	SL	2	▲	-	+2	
	Bond Forfeiture	BF	0	▼	-100.0%	-1	
	Total		1,470	▲	7.9%	+108	
Juvenile	Custody Visitation	CV	991	▼	-19.8%	-244	
	Misdemeanor	DM	223	▼	-23.4%	-68	
	Abuse and Neglect	AN	150	▲	+9.5%	+13	
	Felony	DF	74	▲	+76.2%	+32	
	Permanency Planning	PH	52	▲	+48.6%	+17	
	Motion - Protective Order	MP	50	▲	+6.4%	+3	
	Traffic	T	50	↔	-	-	
	Status	ST	49	▼	-39.5%	-32	
	Foster Care Review	FC	40	▼	-31.0%	-18	
	Remand Visitation	RV	36	▼	-47.1%	-32	
	Remand Custody	RC	34	▼	-57.0%	-45	
	Child In Need of Services	CS	26	▼	-52.7%	-29	
	Initial Foster Care	IF	22	▼	-31.3%	-10	
	Truancy	TR	14	▼	-46.2%	-12	
	Paternity	PT	13	▼	-51.9%	-14	
	Relief of Custody	CR	12	▲	+500.0%	+10	
	Entrustment	ET	8	▲	+33.3%	+2	
	Terminate Parental Rights	TP	8	▼	-20.0%	-2	
	Civil Violation	CI	4	▲	+300.0%	+3	
	Non-Family Abuse Protective Order	AP	4	▼	-42.9%	-3	
	Voluntary Continuing Services and Support Agreem	VA	2	▼	-60.0%	-3	
	Capias	CA	1	↔	-	-	
	Special Immigrant Juvenile Status	SI	1	▲	-	+1	
	Emergency Custody Order	EC	0	▼	-100.0%	-2	
	Mental Commitment	MC	0	▼	-100.0%	-1	
	Qualified Residential Treatment	QR	0	▼	-100.0%	-5	
	Temporary Detention Order	TD	0	▼	-100.0%	-1	
		Total		1,864	▼	-19.1%	-440
	GRAND TOTAL			3,334	▼	-9.1%	-332

* Compared to same time period as previous year ** Case Type Categories are defined in the 2017 Virginia Judicial Workload Assessment

The data reported reflect the case management system. The case types reported may not necessitate judicial involvement.


Filings by Major Case Category**

Category	Summary	Change	% Change	Absolute Change
Adult Criminal	542	▲	+9.7%	+48
Child Dependency	294	▲	+1.4%	+4
Child in Need of Services/Supervision	40	▼	-50.6%	-41
Custody and Visitation	1,004	▼	-20.4%	-258
Delinquency	298	▲	-10.8%	-36
Juvenile Miscellaneous	49	▼	-39.5%	-32
New to Workload Study	5	▲	+400.0%	+4
Other	314	▼	-25.2%	-106
Protective Orders	212	▼	-14.2%	-35
Support	526	▲	+29.6%	+120
Traffic	50	↔		0
GRAND TOTAL	3,334	▼	-9.1%	-332

* Compared to same time period as previous year

** Case Type Categories are defined in the 2017 Virginia Judicial Workload Assessment

The data reported reflect the case management system. The case types reported may not necessitate judicial involvement.

2024 Overall GRAND TOTAL		Distribution of Caseload		Change*		Percentage (%) of Caseload			
3,318 -34 -1.0% 		Adult	1,608	48%	12.5% ▲	+179	Adult	42.6%	48.5%
		Juvenile	1,710	52%	-11.1% ▼	-213	Juvenile	57.4%	51.5%
		GRAND TOTAL	3,318	100%	-1.0% ▼	-34	GRAND TOTAL	100%	100%

Filings by Division & Code

Division	Case Type Description	Code	Summary	Change	% Change	Absolute Change
Adult	Civil Support	VS	450	▲	+23.0%	+84
	Misdemeanor	CM	366	▼	-3.4%	-13
	Other	OT	276	▲	+7.0%	+18
	Show Cause	SC	239	▲	+35.0%	+62
	Family Abuse - Protective Order	FP	120	▼	-10.4%	-14
	Capias	CA	56	▲	+51.4%	+19
	Felony	CF	51	▼	-1.9%	-1
	Motion - Protective Order	MP	15	▼	-21.1%	-4
	Non-Family Abuse Protective Order	AP	15	▲	+650.0%	+13
	Violation of Protective Order	PV	14	▲	+600.0%	+12
	Violation Family Abuse Protective Order	PS	4	▲	-	+4
	Remand Support	RS	2	▼	-33.3%	-1
		Total		1,608	▲	12.5%
Juvenile	Custody Visitation	CV	1,053	▼	-20.6%	-274
	Misdemeanor	DM	132	▲	+12.8%	+15
	Abuse and Neglect	AN	88	▲	+83.3%	+40
	Felony	DF	59	▲	+90.3%	+28
	Permanency Planning	PH	46	↔	-	-
	Traffic	T	44	▼	-57.7%	-60
	Initial Foster Care	IF	42	▲	+162.5%	+26
	Child at Risk	RI	34	▲	+21.4%	+6
	Voluntary Continuing Services and Support Agreen	VA	33	▲	+120.0%	+18
	Child In Need of Services	CS	31	▼	-27.9%	-12
	Foster Care Review	FC	31	▲	+10.7%	+3
	Paternity	PT	23	▲	+9.5%	+2
	Status	ST	22	▼	+57.1%	+8
	Temporary Detention Order	TD	18	▲	+38.5%	+5
	Non-Family Abuse Protective Order	AP	10	▲	+25.0%	+2
	Terminate Parental Rights	TP	10	↔	-	-
	Truancy	TR	9	▼	-40.0%	-6
	Relief of Custody	CR	8	▲	+166.7%	+5
	Emergency Custody Order	EC	5	▲	+25.0%	+1
	Entrustment	ET	4	▲	-	+4
	Emancipation	EP	2	▲	-	+2
	Motion - Protective Order	MP	2	▼	-80.0%	-8
	Civil Violation	CI	1	▼	-66.7%	-2
	Family Abuse - Protective Order	FP	1	▼	-50.0%	-1
	Other	OT	1	▲	-	+1
	Special Immigrant Juvenile Status	SI	1	▲	-	+1
	Qualified Residential Treatment	QR	0	▼	-100.0%	-7
	Remand Custody	RC	0	▼	-100.0%	-3
	Remand Visitation	RV	0	▼	-100.0%	-3
	Show Cause	SC	0	▼	-100.0%	-4
	Total		1,710	▼	-11.1%	-213
GRAND TOTAL			3,318	▼	-1.0%	-34

* Compared to same time period as previous year

** Case Type Categories are defined in the 2017 Virginia Judicial Workload Assessment

The data reported reflect the case management system. The case types reported may not necessitate judicial involvement.

Filings by Major Case Category**

Category	Summary	Change	% Change	Absolute Change
Adult Criminal	687	▲	+10.1%	+63
Child Dependency	296	▲	+47.3%	+95
Child in Need of Services/Supervision	40	▼	-31.0%	-18
Custody and Visitation	1,076	▼	-20.2%	-272
Delinquency	191	▲	+25.7%	+39
Juvenile Miscellaneous	24	▲	+71.4%	+10
New to Workload Study	2	▲	-33.3%	-1
Other	302	▲	+6.3%	+18
Protective Orders	163	▲	-6.9%	-12
Support	493	▲	+26.7%	+104
Traffic	44	▼	-57.7%	-60
GRAND TOTAL	3,318	▼	-1.0%	-34

* Compared to same time period as previous year

** Case Type Categories are defined in the 2017 Virginia Judicial Workload Assessment

The data reported reflect the case management system. The case types reported may not necessitate judicial involvement.

2024 Overall GRAND TOTAL		Distribution of Caseload		Change*		Percentage (%) of Caseload			
9,037 +13 0.1% 	2024 2023	Adult	4,263	47%	2.9% ▲	+120	Adult	45.9%	47.2%
		Juvenile	4,774	53%	-2.2% ▼	-107	Juvenile	54.1%	52.8%
GRAND TOTAL		9,037	100%	0.1% ▲	+13	GRAND TOTAL	100%	100%	

Filings by Division & Code

Division	Case Type Description	Code	Summary	Change	% Change	Absolute Change
Adult	Misdemeanor	CM	1,113	▼	-7.9%	-95
	Show Cause	SC	846	▲	+73.0%	+357
	Civil Support	VS	797	▼	-0.5%	-4
	Other	OT	778	▼	-8.8%	-75
	Family Abuse - Protective Order	FP	389	▼	-11.2%	-49
	Felony	CF	177	▲	+12.0%	+19
	Motion - Protective Order	MP	53	▲	+51.4%	+18
	Capias	CA	31	▼	-32.6%	-15
	Non-Family Abuse Protective Order	AP	31	▼	-47.5%	-28
	Violation of Protective Order	PV	23	▼	-11.5%	-3
	Remand Support	RS	18	▼	-28.0%	-7
	Restricted License for Non-Support	SL	5	▲	+150.0%	+3
	Bond Forfeiture	BF	2	▼	-33.3%	-1
Total			4,263	▲	2.9%	+120
Juvenile	Custody Visitation	CV	2,408	▼	-10.4%	-280
	Misdemeanor	DM	438	▲	+20.0%	+73
	Abuse and Neglect	AN	219	▼	-22.3%	-63
	Permanency Planning	PH	214	▼	-12.7%	-31
	Foster Care Review	FC	182	▲	+26.4%	+38
	Traffic	T	160	▲	+8.1%	+12
	Truancy	TR	156	▲	+24.8%	+31
	Felony	DF	112	▲	+6.7%	+7
	Temporary Detention Order	TD	108	▲	+36.7%	+29
	Terminate Parental Rights	TP	104	▼	-25.2%	-35
	Initial Foster Care	IF	100	▲	+5.3%	+5
	Status	ST	96	▲	+540.0%	+81
	Motion - Protective Order	MP	81	▼	-30.8%	-36
	Special Immigrant Juvenile Status	SI	64	▲	+113.3%	+34
	Mental Commitment	MC	58	▼	-4.9%	-3
	Paternity	PT	41	▼	-6.8%	-3
	Remand Custody	RC	39	▲	+62.5%	+15
	Relief of Custody	CR	33	▲	+200.0%	+22
	Remand Visitation	RV	31	▲	+40.9%	+9
	Entrustment	ET	27	▲	+125.0%	+15
	Non-Family Abuse Protective Order	AP	22	▼	-60.7%	-34
	Emergency Custody Order	EC	21	▲	+200.0%	+14
	Child In Need of Services	CS	20	▲	+17.6%	+3
	Voluntary Continuing Services and Support Agreem	VA	19	▲	+18.8%	+3
	Capias	CA	10	▼	+11.1%	+1
	Family Abuse - Protective Order	FP	5	▲	+25.0%	+1
	Other	OT	2	▲	-	-
	Restoration of Parental Rights	RR	2	▲	-	+2
	Civil Violation	CI	1	▲	-	+1
	Restricted Operators License	RL	1	▼	-50.0%	-1
	Child at Risk	RI	0	▼	-100.0%	-2
	Emancipation	EP	0	▼	-100.0%	-4
	Juvenile Support	JS	0	▼	-100.0%	-1
	Qualified Residential Treatment	QR	0	▼	-100.0%	-9
	Show Cause	SC	0	▼	-100.0%	-1
	Total			4,774	▼	-2.2%

* Compared to same time period as previous year ** Case Type Categories are defined in the 2017 Virginia Judicial Workload Assessment

The data reported reflect the case management system. The case types reported may not necessitate judicial involvement.

	Summary	Change	% Change	Absolute Change
GRAND TOTAL	9,037	▲	0.1%	+13

Filings by Major Case Category**

Category	Summary	Change	% Change	Absolute Change
Adult Criminal	1,623	▼	-4.0%	-68
Child Dependency	898	▲	-6.0%	-57
Child in Need of Services/Supervision	176	▲	+23.9%	+34
Custody and Visitation	2,449	▼	-10.4%	-284
Delinquency	560	▼	+16.9%	+81
Juvenile Miscellaneous	98	▲	+415.8%	+79
New to Workload Study	65	▲	+116.7%	+35
Other	1,055	▲	-1.7%	-18
Protective Orders	581	▼	-18.1%	-128
Support	1,371	▲	+31.4%	+328
Traffic	161	▼	+7.3%	+11
GRAND TOTAL	9,037	▲	0.1%	+13

* Compared to same time period as previous year

** Case Type Categories are defined in the 2017 Virginia Judicial Workload Assessment

The data reported reflect the case management system. The case types reported may not necessitate judicial involvement.

2024 Overall GRAND TOTAL		Distribution of Caseload		Change*		Percentage (%) of Caseload			
4,362 +198 4.8% 	2024 2023	Adult	1,875	43%	-0.2% ▼	-4	Adult	45.1%	43.0%
		Juvenile	2,487	57%	8.8% ▲	+202	Juvenile	54.9%	57.0%
GRAND TOTAL		4,362	100%	4.8% ▲	+198	GRAND TOTAL	100%	100%	

Filings by Division & Code

Division	Case Type Description	Code	Summary	Change	% Change	Absolute Change	
Adult	Misdemeanor	CM	415	▼	-24.4%	-134	
	Civil Support	VS	414	▲	+12.2%	+45	
	Show Cause	SC	358	▲	+67.3%	+144	
	Other	OT	283	▼	-23.9%	-89	
	Family Abuse - Protective Order	FP	185	▲	+7.6%	+13	
	Felony	CF	82	▼	-24.1%	-26	
	Remand Support	RS	50	▲	+66.7%	+20	
	Capias	CA	34	▲	+13.3%	+4	
	Motion - Protective Order	MP	24	▲	+140.0%	+14	
	Non-Family Abuse Protective Order	AP	23	▲	+21.1%	+4	
	Violation of Protective Order	PV	6	▲	+20.0%	+1	
	Restricted License for Non-Support	SL	1	▲	-	+1	
	Protective Order	PC	0	▼	-100.0%	-1	
	Total		1,875	▼	-0.2%	-4	
Juvenile	Custody Visitation	CV	1,363	▲	+26.3%	+284	
	Misdemeanor	DM	253	▼	-8.7%	-24	
	Traffic	T	137	▼	-9.3%	-14	
	Abuse and Neglect	AN	116	▼	-25.2%	-39	
	Status	ST	105	▲	-1.9%	-2	
	Permanency Planning	PH	83	▼	-9.8%	-9	
	Felony	DF	54	▼	-5.3%	-3	
	Foster Care Review	FC	48	▼	-7.7%	-4	
	Initial Foster Care	IF	41	▲	+24.2%	+8	
	Remand Custody	RC	40	▼	-16.7%	-8	
	Truancy	TR	40	▲	+8.1%	+3	
	Voluntary Continuing Services and Support Agree	VA	35	▲	+25.0%	+7	
	Motion - Protective Order	MP	33	▼	-10.8%	-4	
	Terminate Parental Rights	TP	28	▲	+55.6%	+10	
	Child In Need of Services	CS	27	▲	+170.0%	+17	
	Non-Family Abuse Protective Order	AP	25	▲	+25.0%	+5	
	Paternity	PT	16	▼	-15.8%	-3	
	Special Immigrant Juvenile Status	SI	12	▲	+300.0%	+9	
	Temporary Detention Order	TD	12	▼	-45.5%	-10	
	Relief of Custody	CR	10	▼	-28.6%	-4	
	Civil Violation	CI	3	▼	-40.0%	-2	
	Entrustment	ET	3	▼	-40.0%	-2	
	Capias	CA	2	▼	-50.0%	-2	
	Family Abuse - Protective Order	FP	1	▲	-	+1	
	Emancipation	EP	0	▼	-100.0%	-3	
	Emergency Custody Order	EC	0	▼	-100.0%	-2	
	Other	OT	0	▼	-100.0%	-2	
	Qualified Residential Treatment	QR	0	▼	-100.0%	-3	
	Remand Visitation	RV	0	▼	-100.0%	-2	
		Total		2,487	▲	8.8%	+202
	GRAND TOTAL			4,362	▲	4.8%	+198

* Compared to same time period as previous year

** Case Type Categories are defined in the 2017 Virginia Judicial Workload Assessment

The data reported reflect the case management system. The case types reported may not necessitate judicial involvement.

Filings by Major Case Category**

Category	Summary	Change	% Change	Absolute Change
Adult Criminal	724	▼	-13.2%	-110
Child Dependency	364	▼	-9.0%	-36
Child in Need of Services/Supervision	67	▲	+42.6%	+20
Custody and Visitation	1,379	▲	+25.6%	+281
Delinquency	309	▼	-8.6%	-29
Juvenile Miscellaneous	105	▲	-4.5%	-5
New to Workload Study	15	▲	+87.5%	+7
Other	385	▼	-19.5%	-93
Protective Orders	291	▲	+12.8%	+33
Support	586	▲	+32.6%	+144
Traffic	137	▼	-9.3%	-14
GRAND TOTAL	4,362	▲	4.8%	+198

* Compared to same time period as previous year

** Case Type Categories are defined in the 2017 Virginia Judicial Workload Assessment

The data reported reflect the case management system. The case types reported may not necessitate judicial involvement.

2024 Overall GRAND TOTAL		Distribution of Caseload		Change*		Percentage (%) of Caseload		
1,544	-122 -7.3%	Adult	716 46%	-3.5% ▼	-26	Adult	44.5%	46.4%
2024		Juvenile	828 54%	-10.4% ▼	-96	Juvenile	55.5%	53.6%
2023		GRAND TOTAL	1,544 100%	-7.3% ▼	-122	GRAND TOTAL	100%	100%

Filings by Division & Code

Division	Case Type Description	Code	Summary	Change	% Change	Absolute Change	
Adult	Misdemeanor	CM	189	▼	-20.6%	-49	
	Civil Support	VS	135	▼	-0.7%	-1	
	Show Cause	SC	121	▲	+34.4%	+31	
	Other	OT	107	▼	-10.8%	-13	
	Felony	CF	58	▲	+16.0%	+8	
	Family Abuse - Protective Order	FP	53	▲	+3.9%	+2	
	Capias	CA	36	▼	+16.1%	+5	
	Remand Support	RS	9	▼	-30.8%	-4	
	Non-Family Abuse Protective Order	AP	4	▲	+33.3%	+1	
	Motion - Protective Order	MP	3	▼	-40.0%	-2	
	Violation of Protective Order	PV	1	▼	-66.7%	-2	
	Bond Forfeiture	BF	0	▼	-100.0%	-1	
	Protective Order	PC	0	▼	-100.0%	-1	
	Total		716	▼	-3.5%	-26	
Juvenile	Custody Visitation	CV	329	▲	+2.2%	+7	
	Misdemeanor	DM	123	▼	-18.5%	-28	
	Traffic	T	72	▼	-28.7%	-29	
	Abuse and Neglect	AN	58	▲	+18.4%	+9	
	Felony	DF	38	▲	+46.2%	+12	
	Status	ST	35	▲	+2.9%	+1	
	Mental Commitment	MC	32	▼	-33.3%	-16	
	Permanency Planning	PH	25	▼	-21.9%	-7	
	Foster Care Review	FC	22	▲	+29.4%	+5	
	Remand Custody	RC	16	▼	-30.4%	-7	
	Remand Visitation	RV	16	▼	-30.4%	-7	
	Initial Foster Care	IF	14	▼	-12.5%	-2	
	Temporary Detention Order	TD	12	▲	+9.1%	+1	
	Voluntary Continuing Services and Support Agree	VA	12	▼	-20.0%	-3	
	Motion - Protective Order	MP	10	▼	-41.2%	-7	
	Paternity	PT	4	▼	-20.0%	-1	
	Non-Family Abuse Protective Order	AP	3	↔		-	
	Emergency Custody Order	EC	2	▼	-66.7%	-4	
	Relief of Custody	CR	2	▲	+100.0%	+1	
	Child In Need of Services	CS	1	▲	-	+1	
	Civil Violation	CI	1	▲	-	+1	
	Other	OT	1	▼	-75.0%	-3	
	Emancipation	EP	0	▼	-100.0%	-1	
	Entrustment	ET	0	▼	-100.0%	-9	
	Qualified Residential Treatment	QR	0	▼	-100.0%	-2	
	Show Cause	SC	0	▼	-100.0%	-2	
	Special Immigrant Juvenile Status	SI	0	▼	-100.0%	-1	
	Terminate Parental Rights	TP	0	▼	-100.0%	-2	
	Truancy	TR	0	▼	-100.0%	-3	
		Total		828	▼	-10.4%	-96
	GRAND TOTAL			1,544	▼	-7.3%	-122

* Compared to same time period as previous year

** Case Type Categories are defined in the 2017 Virginia Judicial Workload Assessment

The data reported reflect the case management system. The case types reported may not necessitate judicial involvement.

Filings by Major Case Category**

Category	Summary	Change	% Change	Absolute Change
Adult Criminal	353	▼	-8.5%	-33
Child Dependency	133	▼	-7.0%	-10
Child in Need of Services/Supervision	1	▲	-66.7%	-2
Custody and Visitation	333	▼	+1.8%	+6
Delinquency	161	▼	-10.1%	-18
Juvenile Miscellaneous	35	▼		0
New to Workload Study	1	▲		0
Other	195	▼	-21.4%	-53
Protective Orders	73	▼	-7.6%	-6
Support	187	▼	+14.0%	+23
Traffic	72	▼	-28.7%	-29
GRAND TOTAL	1,544	▼	-7.3%	-122

* Compared to same time period as previous year

** Case Type Categories are defined in the 2017 Virginia Judicial Workload Assessment

The data reported reflect the case management system. The case types reported may not necessitate judicial involvement.

2024 Overall GRAND TOTAL		Distribution of Caseload			Change*		Percentage (%) of Caseload		
2,126	-36 -1.7%	Adult	1,062	50%	-4.7% ▼	-52	Adult	51.5%	50.0%
2024		Juvenile	1,064	50%	1.5% ▲	+16	Juvenile	48.5%	50.0%
2023		GRAND TOTAL	2,126	100%	-1.7% ▼	-36	GRAND TOTAL	100%	100%

Filings by Division & Code

Division	Case Type Description	Code	Summary	Change	% Change	Absolute Change	
Adult	Show Cause	SC	202	▲	+2.0%	+4	
	Civil Support	VS	198	▼	-9.6%	-21	
	Misdemeanor	CM	197	▼	-17.6%	-42	
	Other	OT	160	▼	-16.7%	-32	
	Felony	CF	115	▲	+79.7%	+51	
	Family Abuse - Protective Order	FP	93	▼	-11.4%	-12	
	Capias	CA	37	▲	+19.4%	+6	
	Motion - Protective Order	MP	26	▼	-35.0%	-14	
	Violation of Protective Order	PV	18	▲	+12.5%	+2	
	Non-Family Abuse Protective Order	AP	7	▼	-12.5%	-1	
	Remand Support	RS	7	▲	+600.0%	+6	
	Restricted License for Non-Support	SL	2	▲	+100.0%	+1	
	Total			1,062	▼	-4.7%	-52
Juvenile	Custody Visitation	CV	669	▲	+3.6%	+23	
	Misdemeanor	DM	77	▼	-2.5%	-2	
	Traffic	T	77	▲	+26.2%	+16	
	Abuse and Neglect	AN	33	▼	-53.5%	-38	
	Truancy	TR	29	▲	+70.6%	+12	
	Paternity	PT	25	▼	-13.8%	-4	
	Child In Need of Services	CS	19	▲	+216.7%	+13	
	Temporary Detention Order	TD	18	▲	+100.0%	+9	
	Remand Custody	RC	16	▲	+45.5%	+5	
	Remand Visitation	RV	16	▲	-	+16	
	Permanency Planning	PH	15	↔	-	-	
	Foster Care Review	FC	14	▼	-39.1%	-9	
	Felony	DF	13	▼	-45.8%	-11	
	Non-Family Abuse Protective Order	AP	10	▲	+42.9%	+3	
	Entrustment	ET	9	▲	+350.0%	+7	
	Initial Foster Care	IF	6	▼	-25.0%	-2	
	Status	ST	6	▲	-53.8%	-7	
	Motion - Protective Order	MP	3	▼	-70.0%	-7	
	Other	OT	3	▲	+50.0%	+1	
	Relief of Custody	CR	2	↔	-	-	
	Voluntary Continuing Services and Support Agreen	VA	2	▲	-	+2	
	Special Immigrant Juvenile Status	SI	1	▲	-	+1	
	Terminate Parental Rights	TP	1	▼	-83.3%	-5	
	Child at Risk	RI	0	▼	-100.0%	-2	
	Emancipation	EP	0	▼	-100.0%	-1	
	Emergency Custody Order	EC	0	▼	-100.0%	-4	
	Total			1,064	▲	1.5%	+16
	GRAND TOTAL			2,126	▼	-1.7%	-36

Filings by Major Case Category**

Category	Summary	Change	% Change	Absolute Change
Adult Criminal	489	▲	-2.4%	-12
Child Dependency	82	▲	-36.4%	-47
Child in Need of Services/Supervision	48	▲	+108.7%	+25

* Compared to same time period as previous year ** Case Type Categories are defined in the 2017 Virginia Judicial Workload Assessment

The data reported reflect the case management system. The case types reported may not necessitate judicial involvement.


CPSS - JCMS CASELOAD STATISTICS OF THE JUVENILE & DOMESTIC RELATIONS DISTRICT COURTS
 January 2024 thru November 2024 Filings (Compared to January 2023 thru November 2023)

Custody and Visitation	694	▼	+2.8%	+19
Delinquency	90	▼	-12.6%	-13
Juvenile Miscellaneous	6	▲	-57.1%	-8
New to Workload Study	1	▲	-	+1
Other	220	▲	+0.5%	+1
Protective Orders	139	▼	-18.2%	-31
Support	280	▲	+4.9%	+13
Traffic	77	▲	+26.2%	+16
GRAND TOTAL	2,126	▼	-1.7%	-36

* Compared to same time period as previous year

** Case Type Categories are defined in the 2017 Virginia Judicial Workload Assessment

The data reported reflect the case management system. The case types reported may not necessitate judicial involvement.

2024 Overall GRAND TOTAL		Distribution of Caseload			Change*		Percentage (%) of Caseload			
4,026 -608 -13.1% 		Adult	1,775	44%	-14.4%	▼	-298	Adult	44.7%	44.1%
		Juvenile	2,251	56%	-12.1%	▼	-310	Juvenile	55.3%	55.9%
		GRAND TOTAL	4,026	100%	-13.1%	▼	-608	GRAND TOTAL	100%	100%

Filings by Division & Code

Division	Case Type Description	Code	Summary	Change	% Change	Absolute Change	
Adult	Civil Support	VS	447	▼	-9.5%	-47	
	Show Cause	SC	378	▲	+18.1%	+58	
	Misdemeanor	CM	316	▼	-24.8%	-104	
	Other	OT	199	▲	-21.3%	-54	
	Family Abuse - Protective Order	FP	144	▼	-19.6%	-35	
	Felony	CF	89	▼	-56.2%	-114	
	Capias	CA	62	▼	-22.5%	-18	
	Motion - Protective Order	MP	60	▲	+93.5%	+29	
	Remand Support	RS	52	▼	-3.7%	-2	
	Violation of Protective Order	PV	18	▼	-30.8%	-8	
	Non-Family Abuse Protective Order	AP	7	▼	-30.0%	-3	
	Restricted License for Non-Support	SL	2	▼	-33.3%	-1	
	Violation Family Abuse Protective Order	PS	1	▲	-	+1	
	Total		1,775	▼	-14.4%	-298	
Juvenile	Custody Visitation	CV	1,257	▼	-13.3%	-192	
	Abuse and Neglect	AN	92	▼	-45.6%	-77	
	Remand Custody	RC	91	▼	-15.0%	-16	
	Truancy	TR	91	▲	+4.6%	+4	
	Remand Visitation	RV	87	▼	-16.3%	-17	
	Misdemeanor	DM	80	▼	-30.4%	-35	
	Status	ST	77	▲	+8.5%	+6	
	Foster Care Review	FC	71	▼	-1.4%	-1	
	Motion - Protective Order	MP	69	▲	+27.8%	+15	
	Permanency Planning	PH	62	▲	+26.5%	+13	
	Traffic	T	48	▼	-31.4%	-22	
	Voluntary Continuing Services and Support Agree	VA	26	▲	+13.0%	+3	
	Paternity	PT	25	▼	-13.8%	-4	
	Entrustment	ET	24	▲	+140.0%	+14	
	Felony	DF	24	▼	-20.0%	-6	
	Initial Foster Care	IF	22	▼	-31.3%	-10	
	Terminate Parental Rights	TP	21	↔	-	-	
	Non-Family Abuse Protective Order	AP	20	▲	+400.0%	+16	
	Child In Need of Services	CS	18	▼	-28.0%	-7	
	Temporary Detention Order	TD	17	▲	+54.5%	+6	
	Relief of Custody	CR	13	▲	+18.2%	+2	
	Emergency Custody Order	EC	5	▲	+150.0%	+3	
	Other	OT	4	▲	+33.3%	+1	
	Show Cause	SC	4	▲	-	-	
	Emancipation	EP	2	▲	-	+2	
	Juvenile Support	JS	1	↔	-	-	
	Capias	CA	0	▼	-100.0%	-1	
	Civil Violation	CI	0	▼	-100.0%	-3	
	Family Abuse - Protective Order	FP	0	▼	-100.0%	-1	
	Qualified Residential Treatment	QR	0	▼	-100.0%	-1	
	Special Immigrant Juvenile Status	SI	0	▼	-100.0%	-2	
		Total		2,251	▼	-12.1%	-310
		GRAND TOTAL		4,026	▼	-13.1%	-608

* Compared to same time period as previous year

** Case Type Categories are defined in the 2017 Virginia Judicial Workload Assessment

The data reported reflect the case management system. The case types reported may not necessitate judicial involvement.

Filings by Major Case Category**

Category	Summary	Change	% Change	Absolute Change
Adult Criminal	715	▲	-25.6%	-246
Child Dependency	331	▲	-14.7%	-57
Child in Need of Services/Supervision	109	▼	-5.2%	-6
Custody and Visitation	1,282	▼	-13.3%	-196
Delinquency	108	▲	-26.5%	-39
Juvenile Miscellaneous	79	▲	+11.3%	+8
New to Workload Study	0	▼	-100.0%	-5
Other	455	▲	-14.8%	-79
Protective Orders	300	▲	+7.5%	+21
Support	599	▲	+2.2%	+13
Traffic	48	▼	-31.4%	-22
GRAND TOTAL	4,026	▼	-13.1%	-608

* Compared to same time period as previous year

** Case Type Categories are defined in the 2017 Virginia Judicial Workload Assessment

The data reported reflect the case management system. The case types reported may not necessitate judicial involvement.

2024 Overall GRAND TOTAL		Distribution of Caseload			Change*		Percentage (%) of Caseload		
3,059	+112 3.8%	Adult	1,483	48%	-2.4% ▼	-36	Adult	2023 51.5%	2024 48.5%
2024		Juvenile	1,576	52%	10.4% ▲	+148	Juvenile	48.5%	51.5%
2023		GRAND TOTAL	3,059	100%	3.8% ▲	+112	GRAND TOTAL	100%	100%

Filings by Division & Code

Division	Case Type Description	Code	Summary	Change	% Change	Absolute Change
Adult	Civil Support	VS	403	▼	-7.8%	-34
	Show Cause	SC	275	▲	+32.9%	+68
	Misdemeanor	CM	249	▼	-18.9%	-58
	Other	OT	249	▲	+2.0%	+5
	Family Abuse - Protective Order	FP	130	▼	-12.8%	-19
	Felony	CF	87	▲	+4.8%	+4
	Capias	CA	65	▲	+6.6%	+4
	Motion - Protective Order	MP	19	▲	+5.6%	+1
	Non-Family Abuse Protective Order	AP	5	▼	-54.5%	-6
	Remand Support	RS	1	▲	-	+1
	Restricted License for Non-Support	SL	0	▼	-100.0%	-2
	Total		1,483	▼	-2.4%	-36
Juvenile	Custody Visitation	CV	997	▲	+11.9%	+106
	Misdemeanor	DM	131	▼	-6.4%	-9
	Traffic	T	76	▲	+43.4%	+23
	Abuse and Neglect	AN	60	▲	+9.1%	+5
	Status	ST	41	▼	-30.5%	-18
	Foster Care Review	FC	35	▲	+29.6%	+8
	Permanency Planning	PH	33	▲	+94.1%	+16
	Terminate Parental Rights	TP	32	▲	+60.0%	+12
	Truancy	TR	30	▲	+3.4%	+1
	Felony	DF	25	↔	-	-
	Initial Foster Care	IF	24	▲	+20.0%	+4
	Motion - Protective Order	MP	24	▲	+26.3%	+5
	Paternity	PT	15	▼	-34.8%	-8
	Child In Need of Services	CS	13	▼	-23.5%	-4
	Non-Family Abuse Protective Order	AP	12	▲	+71.4%	+5
	Temporary Detention Order	TD	9	▼	-50.0%	-9
	Remand Custody	RC	4	▲	-	+4
	Other	OT	3	▲	-	+3
	Relief of Custody	CR	3	▲	-	+3
	Remand Visitation	RV	3	▲	-	+3
	Civil Violation	CI	2	▼	-33.3%	-1
	Voluntary Continuing Services and Support Agreen	VA	2	▲	-	+2
	Emergency Custody Order	EC	1	▼	-75.0%	-3
	Special Immigrant Juvenile Status	SI	1	▲	-	+1
	Qualified Residential Treatment	QR	0	▼	-100.0%	-1
		Total		1,576	▲	10.4%
	GRAND TOTAL		3,059	▲	3.8%	+112

Filings by Major Case Category**

Category	Summary	Change	% Change	Absolute Change
Adult Criminal	549	▲	-4.5%	-26
Child Dependency	189	▲	+35.0%	+49
Child in Need of Services/Supervision	43	▼	-6.5%	-3
Custody and Visitation	1,012	▼	+10.7%	+98
Delinquency	156	▼	-5.5%	-9

* Compared to same time period as previous year

** Case Type Categories are defined in the 2017 Virginia Judicial Workload Assessment

The data reported reflect the case management system. The case types reported may not necessitate judicial involvement.

CPSS - JCMS CASELOAD STATISTICS OF THE JUVENILE & DOMESTIC RELATIONS DISTRICT COURTS
 January 2024 thru November 2024 Filings (Compared to January 2023 thru November 2023)

Juvenile Miscellaneous	41	▼	-30.5%	-18
New to Workload Study	3	▲		0
Other	270	▲	+1.5%	+4
Protective Orders	190	▲	-6.9%	-14
Support	530	▼	+1.5%	+8
Traffic	76	▲	+43.4%	+23
GRAND TOTAL	3,059	▲	3.8%	+112

* Compared to same time period as previous year

** Case Type Categories are defined in the 2017 Virginia Judicial Workload Assessment

The data reported reflect the case management system. The case types reported may not necessitate judicial involvement.

2024 Overall GRAND TOTAL		Distribution of Caseload		Change*		Percentage (%) of Caseload			
6,039 	+45 0.8%	Adult	3,196	53%	8.9% ▲	+261	Adult	49.0%	52.9%
		Juvenile	2,843	47%	-7.1% ▼	-216	Juvenile	51.0%	47.1%
		GRAND TOTAL	6,039	100%	0.8% ▲	+45	GRAND TOTAL	100%	100%

Filings by Division & Code

Division	Case Type Description	Code	Summary	Change	% Change	Absolute Change	
Adult	Misdemeanor	CM	791	▲	+16.3%	+111	
	Other	OT	593	▲	+7.4%	+41	
	Show Cause	SC	572	▲	+28.8%	+128	
	Civil Support	VS	510	▲	+7.6%	+36	
	Felony	CF	283	▼	-8.4%	-26	
	Family Abuse - Protective Order	FP	212	▼	-11.7%	-28	
	Capias	CA	156	▲	-5.5%	-9	
	Motion - Protective Order	MP	55	▲	+25.0%	+11	
	Remand Support	RS	11	▲	+83.3%	+5	
	Non-Family Abuse Protective Order	AP	8	▼	-52.9%	-9	
	Restricted License for Non-Support	SL	5	▲	-	+5	
	Protective Order	PC	0	▼	-100.0%	-3	
	Violation of Protective Order	PV	0	▼	-100.0%	-1	
		Total		3,196	▲	8.9%	+261
Juvenile	Custody Visitation	CV	1,224	▼	-9.4%	-127	
	Misdemeanor	DM	350	▲	+34.1%	+89	
	Permanency Planning	PH	154	▼	-15.8%	-29	
	Foster Care Review	FC	142	▲	+10.9%	+14	
	Abuse and Neglect	AN	120	▼	-29.4%	-50	
	Terminate Parental Rights	TP	120	▼	-29.0%	-49	
	Traffic	T	74	▲	+15.6%	+10	
	Initial Foster Care	IF	70	▲	+45.8%	+22	
	Felony	DF	65	▼	-44.9%	-53	
	Truancy	TR	63	▼	-13.7%	-10	
	Mental Commitment	MC	62	▼	-17.3%	-13	
	Paternity	PT	58	▲	+1.8%	+1	
	Entrustment	ET	57	▲	+23.9%	+11	
	Temporary Detention Order	TD	50	▲	+4.2%	+2	
	Emergency Custody Order	EC	48	▼	-15.8%	-9	
	Child at Risk	RI	38	▲	+65.2%	+15	
	Child In Need of Services	CS	30	↔	-	-	
	Remand Custody	RC	23	▲	+53.3%	+8	
	Voluntary Continuing Services and Support Agreem	VA	18	▲	+50.0%	+6	
	Non-Family Abuse Protective Order	AP	15	↔	-	-	
	Motion - Protective Order	MP	14	▲	+27.3%	+3	
	Remand Visitation	RV	13	▲	+62.5%	+5	
	Other	OT	12	▼	-47.8%	-11	
	Special Immigrant Juvenile Status	SI	11	▲	+10.0%	+1	
	Status	ST	11	▼	-78.4%	-40	
	Protective Order	PC	1	▲	-	+1	
	Capias	CA	0	▼	-100.0%	-1	
	Civil Violation	CI	0	▼	-100.0%	-3	
	Qualified Residential Treatment	QR	0	▼	-100.0%	-4	
	Show Cause	SC	0	▼	-100.0%	-5	
		Total		2,843	▼	-7.1%	-216
		GRAND TOTAL		6,039	▲	0.8%	+45

* Compared to same time period as previous year

** Case Type Categories are defined in the 2017 Virginia Judicial Workload Assessment

The data reported reflect the case management system. The case types reported may not necessitate judicial involvement.

Filings by Major Case Category**

Category	Summary	Change	% Change	Absolute Change
Adult Criminal	1,625	▼	+8.7%	+130
Child Dependency	719	▲	-8.2%	-64
Child in Need of Services/Supervision	93	▼	-10.6%	-11
Custody and Visitation	1,282	▼	-8.9%	-126
Delinquency	416	▲	+8.3%	+32
Juvenile Miscellaneous	11	▼	-78.4%	-40
New to Workload Study	11	▼	-15.4%	-2
Other	812	▲	+3.6%	+28
Protective Orders	304	▼	-7.0%	-23
Support	692	▲	+19.1%	+111
Traffic	74	▲	+15.6%	+10
GRAND TOTAL	6,039	▲	0.8%	+45

* Compared to same time period as previous year

** Case Type Categories are defined in the 2017 Virginia Judicial Workload Assessment

The data reported reflect the case management system. The case types reported may not necessitate judicial involvement.

2024 Overall GRAND TOTAL		Distribution of Caseload		Change*		Percentage (%) of Caseload			
990 -59 -5.6% 		Adult	568	57%	-16.1% ▼	-109	Adult	64.5%	57.4%
		Juvenile	422	43%	13.4% ▲	+50	Juvenile	35.5%	42.6%
		GRAND TOTAL	990	100%	-5.6% ▼	-59	GRAND TOTAL	100%	100%

Filings by Division & Code

Division	Case Type Description	Code	Summary	Change	% Change	Absolute Change	
Adult	Misdemeanor	CM	229	▲	+10.1%	+21	
	Show Cause	SC	99	▲	+8.8%	+8	
	Civil Support	VS	79	▲	+3.9%	+3	
	Other	OT	62	▼	-39.8%	-41	
	Capias	CA	28	▲	+40.0%	+8	
	Felony	CF	25	▼	-80.8%	-105	
	Family Abuse - Protective Order	FP	21	▼	-38.2%	-13	
	Violation of Protective Order	PV	12	▲	+140.0%	+7	
	Motion - Protective Order	MP	10	▲	+66.7%	+4	
	Non-Family Abuse Protective Order	AP	2	▲	+100.0%	+1	
	Protective Order	PC	1	↔		-	
	Remand Support	RS	0	▼	-100.0%	-2	
		Total		568	▼	-16.1%	-109
Juvenile	Custody Visitation	CV	207	▲	+24.0%	+40	
	Misdemeanor	DM	46	▲	+4.5%	+2	
	Terminate Parental Rights	TP	24	▲	+50.0%	+8	
	Traffic	T	20	▼	-9.1%	-2	
	Truancy	TR	19	↔		-	
	Felony	DF	17	▲	+466.7%	+14	
	Motion - Protective Order	MP	15	▲	+400.0%	+12	
	Permanency Planning	PH	12	▼	-55.6%	-15	
	Abuse and Neglect	AN	11	↔		-	
	Status	ST	10	▲	+42.9%	+3	
	Foster Care Review	FC	7	▼	-41.7%	-5	
	Entrustment	ET	6	▼	-25.0%	-2	
	Paternity	PT	5	▲	+150.0%	+3	
	Child In Need of Services	CS	4	▼	-42.9%	-3	
	Child at Risk	RI	3	▲	+200.0%	+2	
	Civil Violation	CI	3	▲	+200.0%	+2	
	Initial Foster Care	IF	3	▼	-25.0%	-1	
	Special Immigrant Juvenile Status	SI	3	▲	-	+3	
	Voluntary Continuing Services and Support Agree	VA	2	▲	-	+2	
	Mental Commitment	MC	1	▲	-	+1	
	Other	OT	1	▲	-	+1	
	Relief of Custody	CR	1	▼	-66.7%	-2	
	Restricted Operators License	RL	1	▼	-66.7%	-2	
	Temporary Detention Order	TD	1	▼	-66.7%	-2	
	Emergency Custody Order	EC	0	▼	-100.0%	-1	
	Non-Family Abuse Protective Order	AP	0	▼	-100.0%	-1	
	Qualified Residential Treatment	QR	0	▼	-100.0%	-1	
	Remand Custody	RC	0	▼	-100.0%	-3	
	Remand Visitation	RV	0	▼	-100.0%	-3	
		Total		422	▲	13.4%	+50
		GRAND TOTAL		990	▼	-5.6%	-59

* Compared to same time period as previous year

** Case Type Categories are defined in the 2017 Virginia Judicial Workload Assessment

The data reported reflect the case management system. The case types reported may not necessitate judicial involvement.

Filings by Major Case Category**

Category	Summary	Change	% Change	Absolute Change
Adult Criminal	355	▲	-17.8%	-77
Child Dependency	69	▲	-16.9%	-14
Child in Need of Services/Supervision	23	▼	-11.5%	-3
Custody and Visitation	212	▲	+25.4%	+43
Delinquency	63	▲	+34.0%	+16
Juvenile Miscellaneous	10	▲	+42.9%	+3
New to Workload Study	6	▲	+500.0%	+5
Other	65	▲	-43.5%	-50
Protective Orders	48	▲	+6.7%	+3
Support	118	▲	+19.2%	+19
Traffic	21	▼	-16.0%	-4
GRAND TOTAL	990	▼	-5.6%	-59

* Compared to same time period as previous year

** Case Type Categories are defined in the 2017 Virginia Judicial Workload Assessment

The data reported reflect the case management system. The case types reported may not necessitate judicial involvement.

2024 Overall GRAND TOTAL		Distribution of Caseload			Change*		Percentage (%) of Caseload		
1,513 +12 0.8% 		Adult	802	53%	-0.2% ▼	-2	Adult	53.6%	53.0%
		Juvenile	711	47%	2.0% ▲	+14	Juvenile	46.4%	47.0%
		GRAND TOTAL	1,513	100%	0.8% ▲	+12	GRAND TOTAL	100%	100%

Filings by Division & Code

Division	Case Type Description	Code	Summary	Change	% Change	Absolute Change	
Adult	Misdemeanor	CM	184	▼	-0.5%	-1	
	Other	OT	161	▲	+10.3%	+15	
	Show Cause	SC	133	▲	+23.1%	+25	
	Civil Support	VS	122	▼	-17.6%	-26	
	Felony	CF	77	▼	-18.1%	-17	
	Family Abuse - Protective Order	FP	57	▲	+9.6%	+5	
	Capias	CA	28	▼	-17.6%	-6	
	Motion - Protective Order	MP	12	▲	+71.4%	+5	
	Violation of Protective Order	PV	12	▲	+33.3%	+3	
	Remand Support	RS	7	▼	-50.0%	-7	
	Non-Family Abuse Protective Order	AP	5	▼	-16.7%	-1	
	Restricted License for Non-Support	SL	2	▲	+100.0%	+1	
	Protective Order	PC	1	▲	-	+1	
	Violation Family Abuse Protective Order	PS	1	▲	-	+1	
	Total		802	▼	-0.2%	-2	
Juvenile	Custody Visitation	CV	356	▼	-8.5%	-33	
	Abuse and Neglect	AN	74	▲	+428.6%	+60	
	Status	ST	55	▲	+34.1%	+14	
	Misdemeanor	DM	45	▲	+55.2%	+16	
	Traffic	T	43	▲	+38.7%	+12	
	Initial Foster Care	IF	19	▲	+1,800.0%	+18	
	Truancy	TR	17	▼	-29.2%	-7	
	Child In Need of Services	CS	14	↔	-	-	
	Motion - Protective Order	MP	14	▼	-12.5%	-2	
	Foster Care Review	FC	12	▲	+71.4%	+5	
	Remand Custody	RC	10	▼	-54.5%	-12	
	Non-Family Abuse Protective Order	AP	9	▼	-10.0%	-1	
	Felony	DF	7	▼	-69.6%	-16	
	Paternity	PT	7	▲	+16.7%	+1	
	Permanency Planning	PH	7	▼	-68.2%	-15	
	Temporary Detention Order	TD	5	▼	-28.6%	-2	
	Emergency Custody Order	EC	4	↔	-	-	
	Other	OT	4	▼	-69.2%	-9	
	Relief of Custody	CR	3	▲	+200.0%	+2	
	Emancipation	EP	2	▲	-	+2	
	Show Cause	SC	2	▼	-71.4%	-5	
	Capias	CA	1	▲	-	+1	
	Civil Violation	CI	1	↔	-	-	
	Family Abuse - Protective Order	FP	0	▼	-100.0%	-3	
	Juvenile Support	JS	0	▼	-100.0%	-1	
	Qualified Residential Treatment	QR	0	▼	-100.0%	-1	
	Terminate Parental Rights	TP	0	▼	-100.0%	-9	
	Voluntary Continuing Services and Support Agreen	VA	0	▼	-100.0%	-1	
		Total		711	▲	2.0%	+14
	GRAND TOTAL			1,513	▲	0.8%	+12

* Compared to same time period as previous year

** Case Type Categories are defined in the 2017 Virginia Judicial Workload Assessment

The data reported reflect the case management system. The case types reported may not necessitate judicial involvement.

Filings by Major Case Category**

Category	Summary	Change	% Change	Absolute Change
Adult Criminal	381	▲	-4.0%	-16
Child Dependency	115	▲	+105.4%	+59
Child in Need of Services/Supervision	31	▼	-22.5%	-9
Custody and Visitation	364	▲	-7.8%	-31
Delinquency	54	▼	-5.3%	-3
Juvenile Miscellaneous	57	▲	+39.0%	+16
New to Workload Study	1	↔		0
Other	191	▼	-7.3%	-15
Protective Orders	97	▼	+3.2%	+3
Support	179	▲	-2.2%	-4
Traffic	43	▲	+38.7%	+12
GRAND TOTAL	1,513	▲	0.8%	+12

* Compared to same time period as previous year

** Case Type Categories are defined in the 2017 Virginia Judicial Workload Assessment

The data reported reflect the case management system. The case types reported may not necessitate judicial involvement.

2024 Overall GRAND TOTAL		Distribution of Caseload		Change*		Percentage (%) of Caseload			
4,007	-383 -8.7%	Adult	1,845	46%	-5.5% ▼	-108	Adult	44.5%	46.0%
2024		Juvenile	2,162	54%	-11.3% ▼	-275	Juvenile	55.5%	54.0%
2023		GRAND TOTAL	4,007	100%	-8.7% ▼	-383	GRAND TOTAL	100%	100%

Filings by Division & Code

Division	Case Type Description	Code	Summary	Change	% Change	Absolute Change	
Adult	Show Cause	SC	408	▲	+29.1%	+92	
	Misdemeanor	CM	350	▼	-3.6%	-13	
	Civil Support	VS	318	▼	-13.4%	-49	
	Other	OT	249	▲	-7.1%	-19	
	Family Abuse - Protective Order	FP	154	▼	-14.4%	-26	
	Felony	CF	128	▲	+6.7%	+8	
	Capias	CA	124	▲	-1.6%	-2	
	Remand Support	RS	52	▼	-66.0%	-101	
	Motion - Protective Order	MP	34	▲	+3.0%	+1	
	Non-Family Abuse Protective Order	AP	24	▲	+100.0%	+12	
	Restricted License for Non-Support	SL	2	▼	-66.7%	-4	
	Violation of Protective Order	PV	2	▼	-77.8%	-7	
	Total			1,845	▼	-5.5%	-108
	Juvenile	Custody Visitation	CV	1,141	▲	+2.9%	+32
Misdemeanor		DM	225	▲	+8.7%	+18	
Traffic		T	142	▲	+32.7%	+35	
Abuse and Neglect		AN	95	▲	+46.2%	+30	
Remand Visitation		RV	80	▼	-66.2%	-157	
Foster Care Review		FC	79	▼	-26.9%	-29	
Remand Custody		RC	79	▼	-66.7%	-158	
Felony		DF	41	▼	-8.9%	-4	
Truancy		TR	34	▼	-2.9%	-1	
Temporary Detention Order		TD	31	▲	+14.8%	+4	
Permanency Planning		PH	30	▼	-16.7%	-6	
Emergency Custody Order		EC	29	▼	-9.4%	-3	
Motion - Protective Order		MP	23	▼	-42.5%	-17	
Child In Need of Services		CS	21	▼	-4.5%	-1	
Initial Foster Care		IF	21	▼	-19.2%	-5	
Terminate Parental Rights		TP	20	▼	-16.7%	-4	
Voluntary Continuing Services and Support Agreem		VA	17	▲	+54.5%	+6	
Paternity		PT	15	▼	-6.3%	-1	
Status		ST	9	▼	-40.0%	-6	
Civil Violation		CI	5	▲	+150.0%	+3	
Non-Family Abuse Protective Order		AP	5	▼	-58.3%	-7	
Show Cause		SC	5	▼	-28.6%	-2	
Family Abuse - Protective Order		FP	4	▲	-	+4	
Special Immigrant Juvenile Status		SI	4	▼	-33.3%	-2	
Other		OT	2	▲	-33.3%	-1	
Restoration of Parental Rights		RR	2	▲	-	+2	
Capias		CA	1	↔	-	-	
Emancipation		EP	1	↔	-	-	
Relief of Custody		CR	1	▼	-50.0%	-1	
Qualified Residential Treatment		QR	0	▼	-100.0%	-4	
Total			2,162	▼	-11.3%	-275	
GRAND TOTAL			4,007	▼	-8.7%	-383	

* Compared to same time period as previous year

** Case Type Categories are defined in the 2017 Virginia Judicial Workload Assessment

The data reported reflect the case management system. The case types reported may not necessitate judicial involvement.

Filings by Major Case Category**

Category	Summary	Change	% Change	Absolute Change
Adult Criminal	768	▼	-6.0%	-49
Child Dependency	263	▼	-4.7%	-13
Child in Need of Services/Supervision	55	▼	-3.5%	-2
Custody and Visitation	1,156	▼	+2.8%	+31
Delinquency	272	▼	+4.6%	+12
Juvenile Miscellaneous	11	▲	-31.3%	-5
New to Workload Study	9	▲	+12.5%	+1
Other	523	▲	-45.4%	-434
Protective Orders	244	▲	-11.9%	-33
Support	564	▲	+15.1%	+74
Traffic	142	▲	+32.7%	+35
GRAND TOTAL	4,007	▼	-8.7%	-383

* Compared to same time period as previous year

** Case Type Categories are defined in the 2017 Virginia Judicial Workload Assessment

The data reported reflect the case management system. The case types reported may not necessitate judicial involvement.

2024 Overall GRAND TOTAL		Distribution of Caseload		Change*		Percentage (%) of Caseload		
219 +30 15.9% 	Adult Juvenile GRAND TOTAL	121	55%	98.4% ▲	+60	32.3%	55.3%	
		98	45%	-23.4% ▼	-30	67.7%	44.7%	
		219	100%	15.9% ▲	+30	100%	100%	

Filings by Division & Code

Division	Case Type Description	Code	Summary	Change	% Change	Absolute Change
Adult	Misdemeanor	CM	29	▲	+70.6%	+12
	Felony	CF	25	▲	+525.0%	+21
	Other	OT	21	▲	+110.0%	+11
	Civil Support	VS	17	▲	+6.3%	+1
	Show Cause	SC	13	▲	+333.3%	+10
	Family Abuse - Protective Order	FP	9	▲	+125.0%	+5
	Capias	CA	3	▲	+50.0%	+1
	Motion - Protective Order	MP	2	▲	+100.0%	+1
	Remand Support	RS	2	▼	-50.0%	-2
	Total			121	▲	98.4%
Juvenile	Custody Visitation	CV	62	▲	+10.7%	+6
	Traffic	T	18	▼	-37.9%	-11
	Abuse and Neglect	AN	8	▲	+166.7%	+5
	Civil Violation	CI	4	▲	+300.0%	+3
	Misdemeanor	DM	2	▼	-75.0%	-6
	Child In Need of Services	CS	1	▼	-50.0%	-1
	Emergency Custody Order	EC	1	▼	-50.0%	-1
	Motion - Protective Order	MP	1	▲	-	+1
	Other	OT	1	▲	-	+1
	Felony	DF	0	▼	-100.0%	-2
	Non-Family Abuse Protective Order	AP	0	▼	-100.0%	-5
	Paternity	PT	0	▼	-100.0%	-1
	Remand Custody	RC	0	▼	-100.0%	-10
	Remand Visitation	RV	0	▼	-100.0%	-4
	Status	ST	0	▼	-100.0%	-4
	Truancy	TR	0	▼	-100.0%	-1
	Total			98	▼	-23.4%
GRAND TOTAL			219	▲	15.9%	+30

Filings by Major Case Category**

Category	Summary	Change	% Change	Absolute Change
Adult Criminal	61	▲	+165.2%	+38
Child Dependency	8	▲	+166.7%	+5
Child in Need of Services/Supervision	1	▼	-66.7%	-2
Custody and Visitation	62	▼	+8.8%	+5
Delinquency	2	▼	-80.0%	-8
Juvenile Miscellaneous	0	▼	-100.0%	-4
New to Workload Study	4	▲	+300.0%	+3
Other	25	▲	-16.7%	-5
Protective Orders	12	▲	+20.0%	+2
Support	26	▲	+36.8%	+7
Traffic	18	▼	-37.9%	-11
GRAND TOTAL	219	▲	15.9%	+30

* Compared to same time period as previous year

** Case Type Categories are defined in the 2017 Virginia Judicial Workload Assessment

The data reported reflect the case management system. The case types reported may not necessitate judicial involvement.

2024 Overall GRAND TOTAL		Distribution of Caseload			Change*		Percentage (%) of Caseload		
1,218	-1 -0.1%	Adult	586	48%	-7.7% ▼	-49	Adult	52.1%	48.1%
2024		Juvenile	632	52%	8.2% ▲	+48	Juvenile	47.9%	51.9%
2023		GRAND TOTAL	1,218	100%	-0.1% ▼	-1	GRAND TOTAL	100%	100%

Filings by Division & Code

Division	Case Type Description	Code	Summary	Change	% Change	Absolute Change	
Adult	Misdemeanor	CM	139	▼	-15.2%	-25	
	Other	OT	122	▼		-	
	Civil Support	VS	113	▼	-13.7%	-18	
	Show Cause	SC	71	▼	-7.8%	-6	
	Family Abuse - Protective Order	FP	43	↔		-	
	Felony	CF	31	▼	-24.4%	-10	
	Remand Support	RS	30	▲	+114.3%	+16	
	Motion - Protective Order	MP	16	▼	-15.8%	-3	
	Non-Family Abuse Protective Order	AP	12	▲	+71.4%	+5	
	Capias	CA	8	▼	-46.7%	-7	
	Protective Order	PC	1	▲	-	+1	
	Criminal Support	CS	0	▼	-100.0%	-2	
		Total		586	▼	-7.7%	-49
Juvenile	Custody Visitation	CV	264	▼	-8.7%	-25	
	Traffic	T	73	▼	-14.1%	-12	
	Remand Custody	RC	66	▲	+187.0%	+43	
	Misdemeanor	DM	65	▲	+1.6%	+1	
	Remand Visitation	RV	57	▲	+280.0%	+42	
	Abuse and Neglect	AN	22	▲	+22.2%	+4	
	Felony	DF	16	▼	-23.8%	-5	
	Child In Need of Services	CS	14	▲	+250.0%	+10	
	Permanency Planning	PH	8	▲	+33.3%	+2	
	Emergency Custody Order	EC	7	▲	+250.0%	+5	
	Civil Violation	CI	6	▼	-71.4%	-15	
	Motion - Protective Order	MP	5	▲	+66.7%	+2	
	Status	ST	5	▲		-	
	Truancy	TR	4	▼	-20.0%	-1	
	Family Abuse - Protective Order	FP	3	▲	-	+3	
	Foster Care Review	FC	3	▼	-50.0%	-3	
	Initial Foster Care	IF	3	▲	-	+3	
	Temporary Detention Order	TD	3	▲	+200.0%	+2	
	Mental Commitment	MC	2	↔		-	
	Restoration of Parental Rights	RR	2	▲	-	+2	
	Non-Family Abuse Protective Order	AP	1	▼	-66.7%	-2	
	Paternity	PT	1	▼	-66.7%	-2	
	Terminate Parental Rights	TP	1	↔		-	
	Voluntary Continuing Services and Support Agree	VA	1	▲	-	+1	
	Relief of Custody	CR	0	▼	-100.0%	-1	
	Show Cause	SC	0	▼	-100.0%	-6	
		Total		632	▲	8.2%	+48
	GRAND TOTAL			1,218	▼	-0.1%	-1

Filings by Major Case Category**

Category	Summary	Change	% Change	Absolute Change
Adult Criminal	208	▲	-15.8%	-39
Child Dependency	38	▲	+18.8%	+6
Child in Need of Services/Supervision	18	▲	+100.0%	+9

* Compared to same time period as previous year

** Case Type Categories are defined in the 2017 Virginia Judicial Workload Assessment

The data reported reflect the case management system. The case types reported may not necessitate judicial involvement.

CPSS - JCMS CASELOAD STATISTICS OF THE JUVENILE & DOMESTIC RELATIONS DISTRICT COURTS
 January 2024 thru November 2024 Filings (Compared to January 2023 thru November 2023)

Custody and Visitation	265	▼	-9.2%	-27
Delinquency	81	▼	-11.0%	-10
Juvenile Miscellaneous	5	▲		0
New to Workload Study	6	▼	-71.4%	-15
Other	289	▲	+61.5%	+110
Protective Orders	80	▲	+6.7%	+5
Support	155	▼	-15.3%	-28
Traffic	73	▼	-14.1%	-12
GRAND TOTAL	1,218	▼	-0.1%	-1

* Compared to same time period as previous year

** Case Type Categories are defined in the 2017 Virginia Judicial Workload Assessment

The data reported reflect the case management system. The case types reported may not necessitate judicial involvement.

2024 Overall GRAND TOTAL		Distribution of Caseload		Change*		Percentage (%) of Caseload			
497 +87 21.2% 		Adult	248	50%	14.8% ▲	+32	Adult	52.7%	49.9%
		Juvenile	249	50%	28.4% ▲	+55	Juvenile	47.3%	50.1%
		GRAND TOTAL	497	100%	21.2% ▲	+87	GRAND TOTAL	100%	100%

Filings by Division & Code

Division	Case Type Description	Code	Summary	Change	% Change	Absolute Change
Adult	Misdemeanor	CM	66	▲	+24.5%	+13
	Civil Support	VS	58	▲	+65.7%	+23
	Other	OT	45	▲	-19.6%	-11
	Show Cause	SC	40	▲	+185.7%	+26
	Family Abuse - Protective Order	FP	20	▲	+17.6%	+3
	Felony	CF	12	▼	-55.6%	-15
	Motion - Protective Order	MP	3	▼	-25.0%	-1
	Remand Support	RS	3	▲	+50.0%	+1
	Capias	CA	1	▼	-80.0%	-4
	Non-Family Abuse Protective Order	AP	0	▼	-100.0%	-3
	Total		248	▲	14.8%	+32
Juvenile	Custody Visitation	CV	108	▼	-4.4%	-5
	Misdemeanor	DM	27	▲	+440.0%	+22
	Permanency Planning	PH	20	▲	+300.0%	+15
	Truancy	TR	16	▲	+23.1%	+3
	Abuse and Neglect	AN	13	▼	-13.3%	-2
	Initial Foster Care	IF	9	▼	-10.0%	-1
	Foster Care Review	FC	8	▼	-20.0%	-2
	Motion - Protective Order	MP	8	▲	+300.0%	+6
	Remand Custody	RC	7	▲	+250.0%	+5
	Child In Need of Services	CS	5	▲	+400.0%	+4
	Civil Violation	CI	5	▼	-16.7%	-1
	Felony	DF	4	▲	-	+4
	Status	ST	4	▲	+300.0%	+3
	Remand Visitation	RV	3	▲	+200.0%	+2
	Traffic	T	3	▼	-40.0%	-2
	Non-Family Abuse Protective Order	AP	2	▲	-	+2
	Temporary Detention Order	TD	2	▲	-	+2
	Child at Risk	RI	1	▲	-	+1
	Emancipation	EP	1	▲	-	+1
	Emergency Custody Order	EC	1	▲	-	+1
	Show Cause	SC	1	▲	-	+1
	Voluntary Continuing Services and Support Agreem	VA	1	▼	-50.0%	-1
Other	OT	0	▼	-100.0%	-1	
Paternity	PT	0	▼	-100.0%	-2	
	Total		249	▲	28.4%	+55
GRAND TOTAL			497	▲	21.2%	+87

Filings by Major Case Category**

Category	Summary	Change	% Change	Absolute Change
Adult Criminal	91	▲	+3.4%	+3
Child Dependency	52	▲	+23.8%	+10
Child in Need of Services/Supervision	22	▲	+57.1%	+8
Custody and Visitation	108	▼	-6.1%	-7
Delinquency	31	▲	+520.0%	+26
Juvenile Miscellaneous	5	▲	+400.0%	+4
New to Workload Study	5	▼	-16.7%	-1

* Compared to same time period as previous year

** Case Type Categories are defined in the 2017 Virginia Judicial Workload Assessment

The data reported reflect the case management system. The case types reported may not necessitate judicial involvement.

Other	61	▲	-1.6%	-1
Protective Orders	33	▲	+26.9%	+7
Support	86	▲	+87.0%	+40
Traffic	3	▼	-40.0%	-2
GRAND TOTAL	497	▲	21.2%	+87

* Compared to same time period as previous year

** Case Type Categories are defined in the 2017 Virginia Judicial Workload Assessment

The data reported reflect the case management system. The case types reported may not necessitate judicial involvement.

2024 Overall GRAND TOTAL		Distribution of Caseload		Change*		Percentage (%) of Caseload		
230 +39 20.4% 	Adult	124	54%	31.9% ▲	+30	Adult	2023	2024
	Juvenile	106	46%	9.3% ▲	+9	Juvenile	49.2%	53.9%
GRAND TOTAL		230	100%	20.4% ▲	+39	GRAND TOTAL	100%	100%

Filings by Division & Code

Division	Case Type Description	Code	Summary	Change	% Change	Absolute Change
Adult	Civil Support	VS	31	▲	+93.8%	+15
	Show Cause	SC	22	▲	+46.7%	+7
	Misdemeanor	CM	21	▼	-12.5%	-3
	Other	OT	19	▲	-17.4%	-4
	Felony	CF	14	▲	+366.7%	+11
	Family Abuse - Protective Order	FP	7	▲	+40.0%	+2
	Motion - Protective Order	MP	4	↔		-
	Non-Family Abuse Protective Order	AP	3	↔		-
	Capias	CA	1	▲	-	+1
	Remand Support	RS	1	↔		-
	Violation Family Abuse Protective Order	PS	1	▲	-	+1
Total			124	▲	31.9%	+30
Juvenile	Custody Visitation	CV	41	▼	-34.9%	-22
	Traffic	T	11	▲	+175.0%	+7
	Misdemeanor	DM	9	▲	+200.0%	+6
	Foster Care Review	FC	8	▲	+166.7%	+5
	Remand Custody	RC	7	▲	-	+7
	Initial Foster Care	IF	6	▲	+500.0%	+5
	Abuse and Neglect	AN	5	▲	+66.7%	+2
	Remand Visitation	RV	5	▲	-	+5
	Permanency Planning	PH	4	▲	+100.0%	+2
	Temporary Detention Order	TD	2	▲	-	+2
	Truancy	TR	2	▼	-50.0%	-2
	Felony	DF	1	▼	-66.7%	-2
	Motion - Protective Order	MP	1	▼	-75.0%	-3
	Non-Family Abuse Protective Order	AP	1	▲	-	+1
	Show Cause	SC	1	▼	-50.0%	-1
	Terminate Parental Rights	TP	1	▲	-	+1
	Voluntary Continuing Services and Support Agreem	VA	1	↔		-
	Child In Need of Services	CS	0	▼	-100.0%	-2
	Entrustment	ET	0	▼	-100.0%	-1
	Qualified Residential Treatment	QR	0	▼	-100.0%	-1
Total			106	▲	9.3%	+9
GRAND TOTAL			230	▲	20.4%	+39

Filings by Major Case Category**

Category	Summary	Change	% Change	Absolute Change
Adult Criminal	46	▲	+12.2%	+5
Child Dependency	25	▲	+108.3%	+13
Child in Need of Services/Supervision	2	▼	-66.7%	-4
Custody and Visitation	41	▼	-34.9%	-22
Delinquency	11	▲	+37.5%	+3
Other	34	▲	+41.7%	+10
Protective Orders	16	▲		0
Support	44	▲	+158.8%	+27
Traffic	11	▲	+175.0%	+7

* Compared to same time period as previous year

** Case Type Categories are defined in the 2017 Virginia Judicial Workload Assessment

The data reported reflect the case management system. The case types reported may not necessitate judicial involvement.

GRAND TOTAL

230

▲

20.4%

+39

* Compared to same time period as previous year

** Case Type Categories are defined in the 2017 Virginia Judicial Workload Assessment

The data reported reflect the case management system. The case types reported may not necessitate judicial involvement.

2024 Overall GRAND TOTAL		Distribution of Caseload		Change*		Percentage (%) of Caseload		
82	-19 -18.8%	Adult	37 45%	-26.0% ▼	-13	Adult	2023 49.5%	2024 45.1%
2024		Juvenile	45 55%	-11.8% ▼	-6	Juvenile	50.5%	54.9%
2023		GRAND TOTAL	82 100%	-18.8% ▼	-19	GRAND TOTAL	100%	100%

Filings by Division & Code

Division	Case Type Description	Code	Summary	Change	% Change	Absolute Change
Adult	Felony	CF	10	▲	+233.3%	+7
	Misdemeanor	CM	9	▼	-65.4%	-17
	Non-Family Abuse Protective Order	AP	5	▲	+400.0%	+4
	Other	OT	4	▲	-33.3%	-2
	Show Cause	SC	4	▲	+100.0%	+2
	Civil Support	VS	2	↔		-
	Remand Support	RS	2	▲		+2
	Capias	CA	1	▼	-80.0%	-4
	Family Abuse - Protective Order	FP	0	▼	-100.0%	-5
	Total			37	▼	-26.0%
Juvenile	Traffic	T	16	▲	+166.7%	+10
	Custody Visitation	CV	13	▼	-51.9%	-14
	Remand Custody	RC	4	▲		+4
	Remand Visitation	RV	4	▲		+4
	Misdemeanor	DM	3	▼	-72.7%	-8
	Paternity	PT	3	▲		+3
	Abuse and Neglect	AN	1	▼	-80.0%	-4
	Felony	DF	1	▲		+1
	Foster Care Review	FC	0	▼	-100.0%	-1
	Initial Foster Care	IF	0	▼	-100.0%	-1
Total			45	▼	-11.8%	-6
GRAND TOTAL			82	▼	-18.8%	-19

Filings by Major Case Category**

Category	Summary	Change	% Change	Absolute Change
Adult Criminal	21	▲	-34.4%	-11
Child Dependency	1	▼	-85.7%	-6
Custody and Visitation	16	▲	-40.7%	-11
Delinquency	4	▲	-63.6%	-7
Other	14	▲	+133.3%	+8
Protective Orders	5	▲	-16.7%	-1
Support	5	▼	-16.7%	-1
Traffic	16	▲	+166.7%	+10
GRAND TOTAL	82	▼	-18.8%	-19

* Compared to same time period as previous year

** Case Type Categories are defined in the 2017 Virginia Judicial Workload Assessment

The data reported reflect the case management system. The case types reported may not necessitate judicial involvement.

2024 Overall GRAND TOTAL		Distribution of Caseload			Change*		Percentage (%) of Caseload		
1,353 +184 15.7% 	Adult Juvenile GRAND TOTAL	775	57%	33.4% ▲	+194	49.7%	57.3%		
		578	43%	-1.7% ▼	-10	50.3%	42.7%		
		1,353	100%	15.7% ▲	+184	100%	100%		

Filings by Division & Code

Division	Case Type Description	Code	Summary	Change	% Change	Absolute Change
Adult	Misdemeanor	CM	161	▲	+25.8%	+33
	Civil Support	VS	143	▲	+28.8%	+32
	Show Cause	SC	125	▲	+98.4%	+62
	Felony	CF	124	▲	+100.0%	+62
	Other	OT	116	▲	-3.3%	-4
	Family Abuse - Protective Order	FP	51	▼	-5.6%	-3
	Capias	CA	22	▲	+10.0%	+2
	Motion - Protective Order	MP	13	▲	+18.2%	+2
	Non-Family Abuse Protective Order	AP	12	▲	+300.0%	+9
	Violation of Protective Order	PV	4	▲	+300.0%	+3
	Remand Support	RS	2	▼	-71.4%	-5
	Violation Family Abuse Protective Order	PS	2	▲	+100.0%	+1
	Total			775	▲	33.4%
Juvenile	Custody Visitation	CV	335	▲	+5.7%	+18
	Misdemeanor	DM	71	▲	+7.6%	+5
	Traffic	T	29	▼	-6.5%	-2
	Truancy	TR	22	▼	-26.7%	-8
	Felony	DF	21	▲	+90.9%	+10
	Abuse and Neglect	AN	19	▼	-29.6%	-8
	Motion - Protective Order	MP	13	▲	+44.4%	+4
	Permanency Planning	PH	11	▲	+10.0%	+1
	Status	ST	9	▲	+80.0%	+4
	Paternity	PT	8	▼	-33.3%	-4
	Show Cause	SC	8	▼	-	-
	Initial Foster Care	IF	7	▼	-12.5%	-1
	Foster Care Review	FC	6	▲	+20.0%	+1
	Child In Need of Services	CS	3	▼	-50.0%	-3
	Emergency Custody Order	EC	3	▲	-	+3
	Non-Family Abuse Protective Order	AP	3	▼	-57.1%	-4
	Relief of Custody	CR	3	▼	-62.5%	-5
	Temporary Detention Order	TD	3	▼	-25.0%	-1
	Civil Violation	CI	2	▼	-60.0%	-3
	Family Abuse - Protective Order	FP	1	▲	-	+1
	Other	OT	1	▲	-	+1
	Child at Risk	RI	0	▼	-100.0%	-1
	Emancipation	EP	0	▼	-100.0%	-1
	Qualified Residential Treatment	QR	0	▼	-100.0%	-2
	Remand Custody	RC	0	▼	-100.0%	-7
	Remand Visitation	RV	0	▼	-100.0%	-7
	Special Immigrant Juvenile Status	SI	0	▼	-100.0%	-1
	Total			578	▼	-1.7%
GRAND TOTAL			1,353	▲	15.7%	+184

Filings by Major Case Category**

Category	Summary	Change	% Change	Absolute Change
Adult Criminal	380	▲	+53.2%	+132
Child Dependency	46	▼	-24.6%	-15

* Compared to same time period as previous year

** Case Type Categories are defined in the 2017 Virginia Judicial Workload Assessment

The data reported reflect the case management system. The case types reported may not necessitate judicial involvement.

Child in Need of Services/Supervision	25	▼	-32.4%	-12
Custody and Visitation	343	▼	+4.3%	+14
Delinquency	100	▲	+19.0%	+16
Juvenile Miscellaneous	9	↔	+50.0%	+3
New to Workload Study	2	▼	-66.7%	-4
Other	125	▲	-13.8%	-20
Protective Orders	93	▲	+10.7%	+9
Support	201	▲	+45.7%	+63
Traffic	29	▼	-6.5%	-2
GRAND TOTAL	1,353	▲	15.7%	+184

* Compared to same time period as previous year

** Case Type Categories are defined in the 2017 Virginia Judicial Workload Assessment

The data reported reflect the case management system. The case types reported may not necessitate judicial involvement.

2024 Overall GRAND TOTAL		Distribution of Caseload			Change*		Percentage (%) of Caseload		
1,896 -88 -4.4% 		Adult	1,021	54%	-3.6% ▼	-38	Adult	53.4%	53.9%
		Juvenile	875	46%	-5.4% ▼	-50	Juvenile	46.6%	46.1%
		GRAND TOTAL	1,896	100%	-4.4% ▼	-88	GRAND TOTAL	100%	100%

Filings by Division & Code

Division	Case Type Description	Code	Summary	Change	% Change	Absolute Change
Adult	Show Cause	SC	240	▲	+101.7%	+121
	Misdemeanor	CM	178	▼	-28.8%	-72
	Felony	CF	165	▼	-14.1%	-27
	Civil Support	VS	141	▼	-2.8%	-4
	Other	OT	105	▼	-26.1%	-37
	Family Abuse - Protective Order	FP	80	▼	-12.1%	-11
	Capias	CA	75	▼	-3.8%	-3
	Remand Support	RS	13	▼	-13.3%	-2
	Motion - Protective Order	MP	10	▼	-50.0%	-10
	Violation of Protective Order	PV	6	▲	+100.0%	+3
	Non-Family Abuse Protective Order	AP	4	▲	+100.0%	+2
	Restricted License for Non-Support	SL	4	▲	+300.0%	+3
	Criminal Support	CS	0	▼	-100.0%	-1
	Total		1,021	▼	-3.6%	-38
Juvenile	Custody Visitation	CV	394	▼	-17.7%	-85
	Misdemeanor	DM	80	▲	+12.7%	+9
	Abuse and Neglect	AN	57	▲	+18.8%	+9
	Foster Care Review	FC	49	▲	+16.7%	+7
	Mental Commitment	MC	45	▼	-29.7%	-19
	Traffic	T	44	↔		-
	Felony	DF	37	▲	+76.2%	+16
	Initial Foster Care	IF	26	▲	+136.4%	+15
	Permanency Planning	PH	19	▲	+18.8%	+3
	Remand Custody	RC	16	▼	-20.0%	-4
	Remand Visitation	RV	16	▼	-20.0%	-4
	Paternity	PT	14	▲	+100.0%	+7
	Temporary Detention Order	TD	13	▼	-13.3%	-2
	Child In Need of Services	CS	12	▲	+50.0%	+4
	Terminate Parental Rights	TP	12	↔		-
	Motion - Protective Order	MP	11	↔		-
	Truancy	TR	7	▼	-46.2%	-6
	Emergency Custody Order	EC	6	↔		-
	Non-Family Abuse Protective Order	AP	6	▼	-14.3%	-1
	Special Immigrant Juvenile Status	SI	4	▼	-20.0%	-1
	Status	ST	3	▲	+50.0%	+1
	Show Cause	SC	2	▲	-	+2
	Civil Violation	CI	1	▲	-	+1
	Voluntary Continuing Services and Support Agreem	VA	1	▼	-66.7%	-2
		Total		875	▼	-5.4%
	GRAND TOTAL		1,896	▼	-4.4%	-88

Filings by Major Case Category**

Category	Summary	Change	% Change	Absolute Change
Adult Criminal	524	▲	-13.1%	-79
Child Dependency	164	▲	+24.2%	+32
Child in Need of Services/Supervision	19	▲	-9.5%	-2
Custody and Visitation	408	▲	-16.0%	-78

* Compared to same time period as previous year

** Case Type Categories are defined in the 2017 Virginia Judicial Workload Assessment

The data reported reflect the case management system. The case types reported may not necessitate judicial involvement.

CPSS - JCMS CASELOAD STATISTICS OF THE JUVENILE & DOMESTIC RELATIONS DISTRICT COURTS
 January 2024 thru November 2024 Filings (Compared to January 2023 thru November 2023)

Staunton

District: 25 FIPS: 790

Delinquency	119	▲	+29.3%	+27
Juvenile Miscellaneous	3	▲	+50.0%	+1
New to Workload Study	5	▲		0
Other	214	▼	-24.1%	-68
Protective Orders	111	▲	-15.3%	-20
Support	285	▲	+53.2%	+99
Traffic	44	↔		0
GRAND TOTAL	1,896	▼	-4.4%	-88

* Compared to same time period as previous year

** Case Type Categories are defined in the 2017 Virginia Judicial Workload Assessment

The data reported reflect the case management system. The case types reported may not necessitate judicial involvement.

2024 Overall GRAND TOTAL		Distribution of Caseload		Change*		Percentage (%) of Caseload			
1,873	-23 -1.2%	Adult	1,067	57%	11.6% ▲	+111	Adult	50.4%	57.0%
		Juvenile	806	43%	-14.3% ▼	-134	Juvenile	49.6%	43.0%
		GRAND TOTAL	1,873	100%	-1.2% ▼	-23	GRAND TOTAL	100%	100%

Filings by Division & Code

Division	Case Type Description	Code	Summary	Change	% Change	Absolute Change
Adult	Show Cause	SC	275	▲	+67.7%	+111
	Civil Support	VS	215	▲	+5.9%	+12
	Misdemeanor	CM	153	▼	-7.3%	-12
	Other	OT	130	▼	-10.3%	-15
	Capias	CA	121	▲	+31.5%	+29
	Family Abuse - Protective Order	FP	73	▲	+19.7%	+12
	Felony	CF	57	▼	-32.1%	-27
	Remand Support	RS	17	▲	+41.7%	+5
	Motion - Protective Order	MP	12	▼	-50.0%	-12
	Non-Family Abuse Protective Order	AP	8	▲	+166.7%	+5
	Restricted License for Non-Support	SL	5	▲	+66.7%	+2
	Violation of Protective Order	PV	1	▲	-	+1
		Total		1,067	▲	11.6%
Juvenile	Custody Visitation	CV	435	▼	-14.9%	-76
	Foster Care Review	FC	59	▲	+1.7%	+1
	Misdemeanor	DM	55	▼	-27.6%	-21
	Permanency Planning	PH	31	▼	-13.9%	-5
	Remand Custody	RC	28	▲	+33.3%	+7
	Remand Visitation	RV	28	▲	+33.3%	+7
	Temporary Detention Order	TD	23	▲	+64.3%	+9
	Traffic	T	23	▲	+21.1%	+4
	Abuse and Neglect	AN	19	▼	-20.8%	-5
	Truancy	TR	17	▼	-5.6%	-1
	Felony	DF	15	▼	-53.1%	-17
	Initial Foster Care	IF	14	▲	+7.7%	+1
	Terminate Parental Rights	TP	14	▼	-26.3%	-5
	Paternity	PT	10	↔	-	-
	Child In Need of Services	CS	7	▼	-41.7%	-5
	Show Cause	SC	7	▼	+40.0%	+2
	Voluntary Continuing Services and Support Agree	VA	6	▲	+50.0%	+2
	Motion - Protective Order	MP	5	▼	-77.3%	-17
	Emergency Custody Order	EC	4	↔	-	-
	Non-Family Abuse Protective Order	AP	4	▼	-42.9%	-3
	Status	ST	2	▲	+100.0%	+1
	Child at Risk	RI	0	▼	-100.0%	-11
	Other	OT	0	▼	-100.0%	-2
	Total		806	▼	-14.3%	-134
	GRAND TOTAL		1,873	▼	-1.2%	-23

Filings by Major Case Category**

Category	Summary	Change	% Change	Absolute Change
Adult Criminal	433	▲	-0.5%	-2
Child Dependency	143	▼	-13.3%	-22
Child in Need of Services/Supervision	24	▼	-22.6%	-7
Custody and Visitation	445	▼	-14.6%	-76
Delinquency	77	▼	-31.3%	-35
Juvenile Miscellaneous	2	▲	+100.0%	+1

* Compared to same time period as previous year ** Case Type Categories are defined in the 2017 Virginia Judicial Workload Assessment

The data reported reflect the case management system. The case types reported may not necessitate judicial involvement.

Other	230	▲	+5.0%	+11
Protective Orders	102	▲	-12.8%	-15
Support	394	▲	+42.8%	+118
Traffic	23	▲	+21.1%	+4
GRAND TOTAL	1,873	▼	-1.2%	-23

* Compared to same time period as previous year

** Case Type Categories are defined in the 2017 Virginia Judicial Workload Assessment

The data reported reflect the case management system. The case types reported may not necessitate judicial involvement.

2024 Overall GRAND TOTAL		Distribution of Caseload		Change*		Percentage (%) of Caseload			
467 	+9	Adult	192	41%	-5.0% ▼	-10	Adult	44.1%	41.1%
	2.0%	Juvenile	275	59%	7.4% ▲	+19	Juvenile	55.9%	58.9%
		GRAND TOTAL	467	100%	2.0% ▲	+9	GRAND TOTAL	100%	100%

Filings by Division & Code

Division	Case Type Description	Code	Summary	Change	% Change	Absolute Change
Adult	Show Cause	SC	43	▼	-6.5%	-3
	Civil Support	VS	41	▼	-16.3%	-8
	Misdemeanor	CM	37	↔		-
	Other	OT	29	▼	-23.7%	-9
	Capias	CA	9	▲	+50.0%	+3
	Felony	CF	9	▲	+50.0%	+3
	Family Abuse - Protective Order	FP	8	▼	-46.7%	-7
	Remand Support	RS	8	▲	+100.0%	+4
	Motion - Protective Order	MP	5	▲	+400.0%	+4
	Violation of Protective Order	PV	2	▲	-	+2
	Non-Family Abuse Protective Order	AP	1	▲	-	+1
	Total		192	▼	-5.0%	-10
Juvenile	Custody Visitation	CV	126	▼	-15.4%	-23
	Misdemeanor	DM	27	▲	+22.7%	+5
	Traffic	T	18	▲	+80.0%	+8
	Remand Custody	RC	13	▲	+85.7%	+6
	Remand Visitation	RV	13	▲	+85.7%	+6
	Abuse and Neglect	AN	11	▲	+22.2%	+2
	Civil Violation	CI	11	↔		-
	Paternity	PT	8	↔		-
	Permanency Planning	PH	8	▲	+300.0%	+6
	Status	ST	7	▲	+75.0%	+3
	Foster Care Review	FC	6	▲	+20.0%	+1
	Emergency Custody Order	EC	5	↔		-
	Motion - Protective Order	MP	5	▲	-	+5
	Temporary Detention Order	TD	4	↔		-
	Initial Foster Care	IF	3	▲	+200.0%	+2
	Special Immigrant Juvenile Status	SI	2	↔		-
	Capias	CA	1	↔		-
	Entrustment	ET	1	▲	-	+1
	Felony	DF	1	↔		-
	Mental Commitment	MC	1	▲	-	+1
	Non-Family Abuse Protective Order	AP	1	▲	-	+1
	Other	OT	1	▲	-	+1
	Show Cause	SC	1	▼	-66.7%	-2
	Truancy	TR	1	↔		-
Terminate Parental Rights	TP	0	▼	-100.0%	-4	
	Total		275	▲	7.4%	+19
GRAND TOTAL			467	▲	2.0%	+9

Filings by Major Case Category**

Category	Summary	Change	% Change	Absolute Change
Adult Criminal	84	▲	+5.0%	+4
Child Dependency	29	▲	+38.1%	+8
Child in Need of Services/Supervision	1	↔		0
Custody and Visitation	134	▼	-14.6%	-23
Delinquency	30	▼	+11.1%	+3

* Compared to same time period as previous year ** Case Type Categories are defined in the 2017 Virginia Judicial Workload Assessment

The data reported reflect the case management system. The case types reported may not necessitate judicial involvement.

Juvenile Miscellaneous	7	▲	+75.0%	+3
New to Workload Study	13	↔		0
Other	74	▲	+13.8%	+9
Protective Orders	20	▲	+25.0%	+4
Support	57	▲	-10.9%	-7
Traffic	18	▲	+80.0%	+8
GRAND TOTAL	467	▲	2.0%	+9

* Compared to same time period as previous year

** Case Type Categories are defined in the 2017 Virginia Judicial Workload Assessment

The data reported reflect the case management system. The case types reported may not necessitate judicial involvement.

2024 Overall GRAND TOTAL		Distribution of Caseload			Change*		Percentage (%) of Caseload		
3,506 -45 -1.3% 		Adult	1,571	45%	2.7% ▲	+42	Adult	43.1%	44.8%
		Juvenile	1,935	55%	-4.3% ▼	-87	Juvenile	56.9%	55.2%
		GRAND TOTAL	3,506	100%	-1.3% ▼	-45	GRAND TOTAL	100%	100%

Filings by Division & Code

Division	Case Type Description	Code	Summary	Change	% Change	Absolute Change	
Adult	Misdemeanor	CM	374	▲	+34.1%	+95	
	Civil Support	VS	332	▼	-10.3%	-38	
	Show Cause	SC	321	▼	-0.6%	-2	
	Other	OT	222	▲	+8.3%	+17	
	Family Abuse - Protective Order	FP	126	▲	+1.6%	+2	
	Capias	CA	57	▼	-32.1%	-27	
	Felony	CF	57	▲	+1.8%	+1	
	Remand Support	RS	44	▼	-8.3%	-4	
	Violation of Protective Order	PV	14	▼	-6.7%	-1	
	Motion - Protective Order	MP	13	▲	+30.0%	+3	
	Non-Family Abuse Protective Order	AP	6	▼	-14.3%	-1	
	Protective Order	PC	4	▼	-42.9%	-3	
	Violation Family Abuse Protective Order	PS	1	↔		-	
	Total		1,571	▲	2.7%	+42	
Juvenile	Custody Visitation	CV	1,157	▼	-5.9%	-73	
	Misdemeanor	DM	207	▲	+18.3%	+32	
	Traffic	T	115	▲	+25.0%	+23	
	Remand Visitation	RV	76	▼	-6.2%	-5	
	Remand Custody	RC	74	▼	-1.3%	-1	
	Paternity	PT	38	▲	+18.8%	+6	
	Felony	DF	35	▲	+29.6%	+8	
	Foster Care Review	FC	30	▼	-9.1%	-3	
	Status	ST	28	▼	-22.2%	-8	
	Abuse and Neglect	AN	24	▼	-52.9%	-27	
	Special Immigrant Juvenile Status	SI	24	▲	+4.3%	+1	
	Truancy	TR	22	▼	-35.3%	-12	
	Permanency Planning	PH	17	▼	-43.3%	-13	
	Motion - Protective Order	MP	16	▲	+45.5%	+5	
	Initial Foster Care	IF	14	▲	+16.7%	+2	
	Civil Violation	CI	13	▲	+85.7%	+6	
	Terminate Parental Rights	TP	12	▲	+9.1%	+1	
	Emergency Custody Order	EC	7	▼	-30.0%	-3	
	Non-Family Abuse Protective Order	AP	7	▼	-53.3%	-8	
	Temporary Detention Order	TD	7	▼	-58.8%	-10	
	Family Abuse - Protective Order	FP	4	▲	+100.0%	+2	
	Other	OT	4	▼	-42.9%	-3	
	Show Cause	SC	2	▲	-	+2	
	Child In Need of Services	CS	1	▼	-66.7%	-2	
	Voluntary Continuing Services and Support Agreem	VA	1	▼	-66.7%	-2	
	Child at Risk	RI	0	▼	-100.0%	-1	
	Emancipation	EP	0	▼	-100.0%	-1	
	Qualified Residential Treatment	QR	0	▼	-100.0%	-3	
		Total		1,935	▼	-4.3%	-87
	GRAND TOTAL			3,506	▼	-1.3%	-45

* Compared to same time period as previous year

** Case Type Categories are defined in the 2017 Virginia Judicial Workload Assessment

The data reported reflect the case management system. The case types reported may not necessitate judicial involvement.

Filings by Major Case Category**

Category	Summary	Change	% Change	Absolute Change
Adult Criminal	745	▼	+11.0%	+74
Child Dependency	98	▼	-31.9%	-46
Child in Need of Services/Supervision	24	▲	-35.1%	-13
Custody and Visitation	1,195	▲	-5.3%	-67
Delinquency	243	▲	+20.3%	+41
Juvenile Miscellaneous	28	▼	-24.3%	-9
New to Workload Study	37	▲	+23.3%	+7
Other	434	▲	-2.0%	-9
Protective Orders	172	▲	+1.8%	+3
Support	415	▼	-10.6%	-49
Traffic	115	▲	+25.0%	+23
GRAND TOTAL	3,506	▼	-1.3%	-45

* Compared to same time period as previous year

** Case Type Categories are defined in the 2017 Virginia Judicial Workload Assessment

The data reported reflect the case management system. The case types reported may not necessitate judicial involvement.

2024 Overall GRAND TOTAL		Distribution of Caseload		Change*		Percentage (%) of Caseload			
1,497	-168 -10.1%	Adult	699	47%	-3.9% ▼	-28	Adult	43.7%	46.7%
2024		Juvenile	798	53%	-14.9% ▼	-140	Juvenile	56.3%	53.3%
2023		GRAND TOTAL	1,497	100%	-10.1% ▼	-168	GRAND TOTAL	100%	100%

Filings by Division & Code

Division	Case Type Description	Code	Summary	Change	% Change	Absolute Change	
Adult	Misdemeanor	CM	188	▲	+30.6%	+44	
	Civil Support	VS	118	▼	-0.8%	-1	
	Show Cause	SC	115	▼	-16.1%	-22	
	Other	OT	106	▲		-	
	Family Abuse - Protective Order	FP	61	▼	-18.7%	-14	
	Felony	CF	56	▼	-9.7%	-6	
	Capias	CA	37	▼	-33.9%	-19	
	Motion - Protective Order	MP	11	▼	-47.6%	-10	
	Remand Support	RS	3	▲	+50.0%	+1	
	Non-Family Abuse Protective Order	AP	2	▼	-60.0%	-3	
	Restricted License for Non-Support	SL	1	▲		+1	
	Violation of Protective Order	PV	1	▲		+1	
	Total			699	▼	-3.9%	-28
	Juvenile	Custody Visitation	CV	497	▼	-14.6%	-85
Misdemeanor		DM	52	▼	-29.7%	-22	
Traffic		T	49	▼	-41.7%	-35	
Status		ST	35	▲	+6.1%	+2	
Permanency Planning		PH	28	▼	-6.7%	-2	
Foster Care Review		FC	21	▼	-4.5%	-1	
Initial Foster Care		IF	13	▲	+8.3%	+1	
Show Cause		SC	12	▼	-14.3%	-2	
Abuse and Neglect		AN	11	▼	-31.3%	-5	
Truancy		TR	10	▲	+150.0%	+6	
Felony		DF	8	▲	+33.3%	+2	
Paternity		PT	8	▼	-42.9%	-6	
Terminate Parental Rights		TP	8	▼	-50.0%	-8	
Motion - Protective Order		MP	6	▲	+50.0%	+2	
Non-Family Abuse Protective Order		AP	6	▼	-33.3%	-3	
Capias		CA	5	▲		+5	
Remand Custody		RC	5	▲		+5	
Remand Visitation		RV	5	▲		+5	
Voluntary Continuing Services and Support Agree		VA	5	▲	+25.0%	+1	
Child In Need of Services		CS	4	▼	-20.0%	-1	
Other		OT	3	↔		-	
Emergency Custody Order		EC	2	↔		-	
Entrustment		ET	2	▲		+2	
Family Abuse - Protective Order		FP	1	▲		+1	
Special Immigrant Juvenile Status		SI	1	▲		+1	
Temporary Detention Order		TD	1	▲		+1	
Emancipation		EP	0	▼	-100.0%	-1	
Qualified Residential Treatment		QR	0	▼	-100.0%	-2	
Relief of Custody		CR	0	▼	-100.0%	-1	
Total			798	▼	-14.9%	-140	
GRAND TOTAL			1,497	▼	-10.1%	-168	

* Compared to same time period as previous year

** Case Type Categories are defined in the 2017 Virginia Judicial Workload Assessment

The data reported reflect the case management system. The case types reported may not necessitate judicial involvement.

Filings by Major Case Category**

Category	Summary	Change	% Change	Absolute Change
Adult Criminal	353	▲	+2.0%	+7
Child Dependency	88	▲	-14.6%	-15
Child in Need of Services/Supervision	14	▲	+55.6%	+5
Custody and Visitation	505	▼	-15.3%	-91
Delinquency	77	▲	-18.1%	-17
Juvenile Miscellaneous	35	▼	+2.9%	+1
New to Workload Study	1	▲	-	+1
Other	125	▲	+10.6%	+12
Protective Orders	87	▲	-23.7%	-27
Support	163	▲	-5.2%	-9
Traffic	49	▼	-41.7%	-35
GRAND TOTAL	1,497	▼	-10.1%	-168

* Compared to same time period as previous year

** Case Type Categories are defined in the 2017 Virginia Judicial Workload Assessment

The data reported reflect the case management system. The case types reported may not necessitate judicial involvement.

2024 Overall GRAND TOTAL		Distribution of Caseload			Change*		Percentage (%) of Caseload		
5,958 +42 0.7% 		Adult	2,671	45%	0.9% ▲	+23	Adult	44.8%	44.8%
		Juvenile	3,287	55%	0.6% ▲	+19	Juvenile	55.2%	55.2%
		GRAND TOTAL	5,958	100%	0.7% ▲	+42	GRAND TOTAL	100%	100%

Filings by Division & Code

Division	Case Type Description	Code	Summary	Change	% Change	Absolute Change	
Adult	Misdemeanor	CM	554	▼	-11.9%	-75	
	Civil Support	VS	516	▲	+5.1%	+25	
	Show Cause	SC	502	▲	+35.7%	+132	
	Other	OT	379	▲	-3.8%	-15	
	Felony	CF	256	▲	+4.5%	+11	
	Family Abuse - Protective Order	FP	248	↔	-	-	
	Capias	CA	136	▼	-11.7%	-18	
	Motion - Protective Order	MP	24	▼	-38.5%	-15	
	Remand Support	RS	24	▼	-25.0%	-8	
	Non-Family Abuse Protective Order	AP	13	▲	+18.2%	+2	
	Violation of Protective Order	PV	9	▼	-65.4%	-17	
	Violation Family Abuse Protective Order	PS	8	▲	+300.0%	+6	
	Bond Forfeiture	BF	1	↔	-	-	
	Return of Desposit (Bondsman)	RD	1	▲	-	+1	
Restricted License for Non-Support	SL	0	▼	-100.0%	-6		
	Total		2,671	▲	0.9%	+23	
Juvenile	Custody Visitation	CV	1,401	▼	-3.0%	-44	
	Misdemeanor	DM	388	▲	+1.8%	+7	
	Traffic	T	279	▼	-4.5%	-13	
	Abuse and Neglect	AN	213	▼	-10.5%	-25	
	Motion - Protective Order	MP	131	▲	+61.7%	+50	
	Permanency Planning	PH	116	▼	-7.2%	-9	
	Felony	DF	97	▲	+56.5%	+35	
	Foster Care Review	FC	83	▲	+5.1%	+4	
	Initial Foster Care	IF	67	▲	+97.1%	+33	
	Paternity	PT	57	▲	+16.3%	+8	
	Special Immigrant Juvenile Status	SI	56	▼	-12.5%	-8	
	Remand Custody	RC	53	▼	-20.9%	-14	
	Terminate Parental Rights	TP	51	▲	+10.9%	+5	
	Remand Visitation	RV	49	▼	-24.6%	-16	
	Entrustment	ET	48	▲	+84.6%	+22	
	Truancy	TR	41	▼	-4.7%	-2	
	Show Cause	SC	36	▼	-7.7%	-3	
	Status	ST	26	▼	-13.3%	-4	
	Non-Family Abuse Protective Order	AP	22	▲	+69.2%	+9	
	Voluntary Continuing Services and Support Agree	VA	19	▲	+46.2%	+6	
	Child In Need of Services	CS	18	▲	+28.6%	+4	
	Civil Violation	CI	8	▼	-60.0%	-12	
	Temporary Detention Order	TD	7	↔	-	-	
	Capias	CA	5	▲	+400.0%	+4	
	Other	OT	5	▲	+150.0%	+3	
	Relief of Custody	CR	5	▼	-64.3%	-9	
	Emergency Custody Order	EC	4	↔	-	-	
	Family Abuse - Protective Order	FP	1	▲	-	+1	
	Mental Commitment	MC	1	↔	-	-	
	Juvenile Support	JS	0	▼	-100.0%	-1	
	Qualified Residential Treatment	QR	0	▼	-100.0%	-11	
	Restoration of Parental Rights	RR	0	▼	-100.0%	-1	
		Total		3,287	▲	0.6%	+19
		GRAND TOTAL		5,958	▲	0.7%	+42

* Compared to same time period as previous year ** Case Type Categories are defined in the 2017 Virginia Judicial Workload Assessment

The data reported reflect the case management system. The case types reported may not necessitate judicial involvement.

Filings by Major Case Category**

Category	Summary	Change	% Change	Absolute Change
Adult Criminal	1,181	▲	-4.8%	-59
Child Dependency	602	▲	+2.7%	+16
Child in Need of Services/Supervision	64	▼	-5.9%	-4
Custody and Visitation	1,458	▲	-2.4%	-36
Delinquency	521	▲	+10.4%	+49
Juvenile Miscellaneous	26	▼	-13.3%	-4
New to Workload Study	64	▼	-23.8%	-20
Other	523	▲	-8.7%	-50
Protective Orders	439	▲	+12.0%	+47
Support	801	▼	+16.9%	+116
Traffic	279	▼	-4.5%	-13
GRAND TOTAL	5,958	▲	0.7%	+42

* Compared to same time period as previous year

** Case Type Categories are defined in the 2017 Virginia Judicial Workload Assessment

The data reported reflect the case management system. The case types reported may not necessitate judicial involvement.

2024 Overall GRAND TOTAL		Distribution of Caseload		Change*		Percentage (%) of Caseload		
2,575	-173 -6.3%	Adult	1,141 44%	-5.8% ▼	-70	Adult	44.1%	44.3%
2024		Juvenile	1,434 56%	-6.7% ▼	-103	Juvenile	55.9%	55.7%
2023		GRAND TOTAL	2,575 100%	-6.3% ▼	-173	GRAND TOTAL	100%	100%

Filings by Division & Code

Division	Case Type Description	Code	Summary	Change	% Change	Absolute Change
Adult	Show Cause	SC	224	▲	-20.0%	-56
	Civil Support	VS	216	▲	+8.5%	+17
	Misdemeanor	CM	210	▼	-13.9%	-34
	Other	OT	155	▼	-13.9%	-25
	Felony	CF	135	▲	+39.2%	+38
	Family Abuse - Protective Order	FP	79	▼	-6.0%	-5
	Capias	CA	66	▲	-13.2%	-10
	Motion - Protective Order	MP	20	▲	+5.3%	+1
	Remand Support	RS	12	▼	-14.3%	-2
	Non-Family Abuse Protective Order	AP	11	▲	+10.0%	+1
	Violation of Protective Order	PV	7	▲	+75.0%	+3
	Emergency Custody Order	EC	3	▲	-	+3
	Restricted License for Non-Support	SL	3	▼	-25.0%	-1
	Total		1,141	▼	-5.8%	-70
Juvenile	Custody Visitation	CV	847	▼	-7.7%	-71
	Misdemeanor	DM	128	▼	-19.0%	-30
	Show Cause	SC	51	▲	+10.9%	+5
	Traffic	T	46	▼	-17.9%	-10
	Felony	DF	35	▲	+75.0%	+15
	Status	ST	34	▲	-30.6%	-15
	Remand Custody	RC	33	▲	+3.1%	+1
	Remand Visitation	RV	33	▲	+3.1%	+1
	Truancy	TR	33	↔	-	-
	Abuse and Neglect	AN	32	▲	+28.0%	+7
	Child In Need of Services	CS	31	▼	-24.4%	-10
	Permanency Planning	PH	29	▲	+61.1%	+11
	Paternity	PT	19	▼	-20.8%	-5
	Motion - Protective Order	MP	14	▲	+180.0%	+9
	Foster Care Review	FC	11	▼	-31.3%	-5
	Non-Family Abuse Protective Order	AP	11	▲	+450.0%	+9
	Initial Foster Care	IF	7	▼	-12.5%	-1
	Special Immigrant Juvenile Status	SI	7	▼	-12.5%	-1
	Temporary Detention Order	TD	6	▼	-40.0%	-4
	Terminate Parental Rights	TP	6	▲	+500.0%	+5
	Other	OT	4	▲	-	+4
	Relief of Custody	CR	4	▲	+33.3%	+1
	Civil Violation	CI	3	▼	-82.4%	-14
	Emergency Custody Order	EC	3	▲	+50.0%	+1
	Entrustment	ET	2	▼	-66.7%	-4
	Voluntary Continuing Services and Support Agreen	VA	2	▼	-33.3%	-1
	Capias	CA	1	▲	-	+1
	Child at Risk	RI	1	▲	-	+1
	Emancipation	EP	1	▲	-	+1
	Juvenile Support	JS	0	▼	-100.0%	-1
	Qualified Residential Treatment	QR	0	▼	-100.0%	-2
	Restoration of Parental Rights	RR	0	▼	-100.0%	-1
		Total		1,434	▼	-6.7%
	GRAND TOTAL		2,575	▼	-6.3%	-173

* Compared to same time period as previous year

** Case Type Categories are defined in the 2017 Virginia Judicial Workload Assessment

The data reported reflect the case management system. The case types reported may not necessitate judicial involvement.

Filings by Major Case Category**

Category	Summary	Change	% Change	Absolute Change
Adult Criminal	567	▲	-12.4%	-80
Child Dependency	94	▲	+14.6%	+12
Child in Need of Services/Supervision	77	▲	-1.3%	-1
Custody and Visitation	866	▼	-8.1%	-76
Delinquency	202	▲	-8.2%	-18
Juvenile Miscellaneous	35	▲	-28.6%	-14
New to Workload Study	10	▼	-60.0%	-15
Other	249	▲	-8.1%	-22
Protective Orders	135	▲	+12.5%	+15
Support	294	▲	+14.0%	+36
Traffic	46	▼	-17.9%	-10
GRAND TOTAL	2,575	▼	-6.3%	-173

* Compared to same time period as previous year

** Case Type Categories are defined in the 2017 Virginia Judicial Workload Assessment

The data reported reflect the case management system. The case types reported may not necessitate judicial involvement.

2024 Overall GRAND TOTAL		Distribution of Caseload			Change*		Percentage (%) of Caseload		
2,555 	+86	Adult	1,122	44%	8.0% ▲	+83	Adult	42.1%	43.9%
	3.5%	Juvenile	1,433	56%	0.2% ▲	+3	Juvenile	57.9%	56.1%
		GRAND TOTAL	2,555	100%	3.5% ▲	+86	GRAND TOTAL	100%	100%

Filings by Division & Code

Division	Case Type Description	Code	Summary	Change	% Change	Absolute Change	
Adult	Misdemeanor	CM	206	▲	+22.6%	+38	
	Civil Support	VS	203	▲	+1.0%	+2	
	Show Cause	SC	197	▲	-0.5%	-1	
	Felony	CF	160	▲	+31.1%	+38	
	Other	OT	151	▲	-0.7%	-1	
	Family Abuse - Protective Order	FP	82	▼	-4.7%	-4	
	Capias	CA	68	▲	+15.3%	+9	
	Motion - Protective Order	MP	19	▲	+11.8%	+2	
	Remand Support	RS	15	▼	-40.0%	-10	
	Violation of Protective Order	PV	13	▲	+85.7%	+6	
	Non-Family Abuse Protective Order	AP	5	▲	+66.7%	+2	
	Restricted License for Non-Support	SL	2	▲	-	+2	
	Bond Forfeiture	BF	1	↔	-	-	
Total			1,122	▲	8.0%	+83	
Juvenile	Custody Visitation	CV	686	▼	-17.2%	-143	
	Misdemeanor	DM	249	▲	+57.6%	+91	
	Permanency Planning	PH	67	▲	+458.3%	+55	
	Traffic	T	60	▲	+20.0%	+10	
	Status	ST	58	▲	+107.1%	+30	
	Remand Custody	RC	44	▼	-12.0%	-6	
	Remand Visitation	RV	43	▼	-23.2%	-13	
	Truancy	TR	35	▲	+9.4%	+3	
	Show Cause	SC	29	▲	+81.3%	+13	
	Paternity	PT	25	▲	+13.6%	+3	
	Foster Care Review	FC	23	▼	-30.3%	-10	
	Terminate Parental Rights	TP	21	▲	+950.0%	+19	
	Initial Foster Care	IF	19	▼	-34.5%	-10	
	Felony	DF	14	▼	-48.1%	-13	
	Non-Family Abuse Protective Order	AP	14	▲	+40.0%	+4	
	Abuse and Neglect	AN	12	▼	-57.1%	-16	
	Child In Need of Services	CS	8	▲	+60.0%	+3	
	Temporary Detention Order	TD	6	▲	+20.0%	+1	
	Emergency Custody Order	EC	5	▲	+25.0%	+1	
	Special Immigrant Juvenile Status	SI	4	↔	-	-	
	Relief of Custody	CR	3	▲	+50.0%	+1	
	Civil Violation	CI	2	▼	-81.8%	-9	
	Voluntary Continuing Services and Support Agree	VA	2	↔	-	-	
	Capias	CA	1	▼	-50.0%	-1	
	Child at Risk	RI	1	↔	-	-	
	Motion - Protective Order	MP	1	▼	-90.9%	-10	
	Other	OT	1	▲	-	+1	
	Qualified Residential Treatment	QR	0	▼	-100.0%	-1	
	Total			1,433	▲	0.2%	+3
	GRAND TOTAL			2,555	▲	3.5%	+86

* Compared to same time period as previous year

** Case Type Categories are defined in the 2017 Virginia Judicial Workload Assessment

The data reported reflect the case management system. The case types reported may not necessitate judicial involvement.

Filings by Major Case Category**

Category	Summary	Change	% Change	Absolute Change
Adult Criminal	548	▲	+11.4%	+56
Child Dependency	148	▲	+34.5%	+38
Child in Need of Services/Supervision	43	▲	+16.2%	+6
Custody and Visitation	711	▼	-16.5%	-140
Delinquency	293	▲	+44.3%	+90
Juvenile Miscellaneous	58	▲	+107.1%	+30
New to Workload Study	6	▼	-60.0%	-9
Other	265	▲	-9.2%	-27
Protective Orders	121	▲	-4.7%	-6
Support	302	▲	+14.4%	+38
Traffic	60	▲	+20.0%	+10
GRAND TOTAL	2,555	▲	3.5%	+86

* Compared to same time period as previous year

** Case Type Categories are defined in the 2017 Virginia Judicial Workload Assessment

The data reported reflect the case management system. The case types reported may not necessitate judicial involvement.

2024 Overall GRAND TOTAL		Distribution of Caseload			Change*		Percentage (%) of Caseload		
2,035	-69 -3.3%	Adult	971	48%	3.6% ▲	+34	Adult	2023 44.5%	2024 47.7%
2024		Juvenile	1,064	52%	-8.8% ▼	-103	Juvenile	55.5%	52.3%
2023		GRAND TOTAL	2,035	100%	-3.3% ▼	-69	GRAND TOTAL	100%	100%

Filings by Division & Code

Division	Case Type Description	Code	Summary	Change	% Change	Absolute Change	
Adult	Misdemeanor	CM	263	▲	+24.6%	+52	
	Other	OT	189	▲	+13.2%	+22	
	Show Cause	SC	155	▲	-13.4%	-24	
	Civil Support	VS	145	▲	+9.0%	+12	
	Felony	CF	69	▲	+21.1%	+12	
	Family Abuse - Protective Order	FP	56	▼	-25.3%	-19	
	Capias	CA	47	▼	-26.6%	-17	
	Protective Order	PC	16	▼	-27.3%	-6	
	Violation of Protective Order	PV	12	▲	+50.0%	+4	
	Motion - Protective Order	MP	8	↔	-	-	
	Remand Support	RS	8	▲	+33.3%	+2	
	Restricted License for Non-Support	SL	2	▲	-	+2	
	Non-Family Abuse Protective Order	AP	1	▼	-83.3%	-5	
	Violation Family Abuse Protective Order	PS	0	▼	-100.0%	-1	
	Total		971	▲	3.6%	+34	
Juvenile	Custody Visitation	CV	494	▼	-16.7%	-99	
	Misdemeanor	DM	196	▲	+16.0%	+27	
	Traffic	T	55	▲	+1.9%	+1	
	Abuse and Neglect	AN	45	▼	-6.3%	-3	
	Felony	DF	41	▲	+13.9%	+5	
	Status	ST	29	▲	+61.1%	+11	
	Permanency Planning	PH	24	▲	+60.0%	+9	
	Truancy	TR	23	↔	-	-	
	Foster Care Review	FC	22	▲	+4.8%	+1	
	Special Immigrant Juvenile Status	SI	17	▼	-29.2%	-7	
	Civil Violation	CI	15	▲	+66.7%	+6	
	Emergency Custody Order	EC	12	↔	-	-	
	Initial Foster Care	IF	12	▼	-20.0%	-3	
	Temporary Detention Order	TD	12	▼	-14.3%	-2	
	Paternity	PT	10	▼	-80.4%	-41	
	Terminate Parental Rights	TP	10	▼	-28.6%	-4	
	Motion - Protective Order	MP	9	▼	-43.8%	-7	
	Remand Custody	RC	9	▲	+28.6%	+2	
	Remand Visitation	RV	9	▲	+28.6%	+2	
	Child In Need of Services	CS	4	▲	-	+4	
	Non-Family Abuse Protective Order	AP	4	▼	-75.0%	-12	
	Show Cause	SC	4	▲	-	+4	
	Voluntary Continuing Services and Support Agreem	VA	4	▲	+100.0%	+2	
	Other	OT	3	▲	+200.0%	+2	
	Capias	CA	1	▲	-	+1	
	Entrustment	ET	0	▼	-100.0%	-2	
		Total		1,064	▼	-8.8%	-103
	GRAND TOTAL			2,035	▼	-3.3%	-69

* Compared to same time period as previous year

** Case Type Categories are defined in the 2017 Virginia Judicial Workload Assessment

The data reported reflect the case management system. The case types reported may not necessitate judicial involvement.

Filings by Major Case Category**

Category	Summary	Change	% Change	Absolute Change
Adult Criminal	505	▼	+1.0%	+5
Child Dependency	117	▲		0
Child in Need of Services/Supervision	27	▲	+17.4%	+4
Custody and Visitation	504	▼	-21.7%	-140
Delinquency	242	▲	+18.0%	+37
Juvenile Miscellaneous	29	▲	+61.1%	+11
New to Workload Study	32	▲	-3.0%	-1
Other	242	▲	+13.1%	+28
Protective Orders	78	▼	-35.5%	-43
Support	204	▲	+16.6%	+29
Traffic	55	▲	+1.9%	+1
GRAND TOTAL	2,035	▼	-3.3%	-69

* Compared to same time period as previous year

** Case Type Categories are defined in the 2017 Virginia Judicial Workload Assessment

The data reported reflect the case management system. The case types reported may not necessitate judicial involvement.

2024 Overall GRAND TOTAL		Distribution of Caseload		Change*		Percentage (%) of Caseload		
215 -4 -1.8% 	Adult	106	49%	-6.2%	▼	-7	2023	2024
	Juvenile	109	51%	2.8%	▲	+3	51.6%	49.3%
GRAND TOTAL		215	100%	-1.8%	▼	-4	100%	100%

Filings by Division & Code

Division	Case Type Description	Code	Summary	Change	% Change	Absolute Change
Adult	Misdemeanor	CM	34	▲	+41.7%	+10
	Civil Support	VS	20	▲	+53.8%	+7
	Felony	CF	18	▼	-30.8%	-8
	Other	OT	15	▼	-34.8%	-8
	Show Cause	SC	8	↔	-33.3%	-4
	Family Abuse - Protective Order	FP	7	▼	-50.0%	-7
	Bond Forfeiture	BF	1	▲	-	+1
	Capias	CA	1	↔	-	-
	Non-Family Abuse Protective Order	AP	1	▲	-	+1
	Restricted License for Non-Support	SL	1	▲	-	+1
Total			106	▼	-6.2%	-7
Juvenile	Custody Visitation	CV	69	▲	+7.8%	+5
	Misdemeanor	DM	7	▲	+40.0%	+2
	Status	ST	7	▲	+600.0%	+6
	Abuse and Neglect	AN	5	▲	+400.0%	+4
	Motion - Protective Order	MP	4	▲	-	+4
	Show Cause	SC	4	▲	-	+4
	Initial Foster Care	IF	3	▲	+200.0%	+2
	Traffic	T	3	▼	-80.0%	-12
	Felony	DF	2	▼	-75.0%	-6
	Permanency Planning	PH	2	↔	-	-
	Voluntary Continuing Services and Support Agreen	VA	2	▲	-	+2
	Foster Care Review	FC	1	▼	-66.7%	-2
	Entrustment	ET	0	▼	-100.0%	-1
	Paternity	PT	0	▼	-100.0%	-1
	Qualified Residential Treatment	QR	0	▼	-100.0%	-1
	Temporary Detention Order	TD	0	▼	-100.0%	-3
Total			109	▲	2.8%	+3
GRAND TOTAL			215	▼	-1.8%	-4

Filings by Major Case Category**

Category	Summary	Change	% Change	Absolute Change	
Adult Criminal	59	▲	+9.3%	+5	
Child Dependency	13	▲	+44.4%	+4	
Child in Need of Services/Supervision	2	▲	-	+2	
Custody and Visitation	69	▼	+6.2%	+4	
Delinquency	11	▲	-15.4%	-2	
Juvenile Miscellaneous	7	▲	+600.0%	+6	
Other	15	▼	-42.3%	-11	
Protective Orders	12	▲	-14.3%	-2	
Support	24	▲	+9.1%	+2	
Traffic	3	▼	-80.0%	-12	
GRAND TOTAL		215	▼	-1.8%	-4

* Compared to same time period as previous year

** Case Type Categories are defined in the 2017 Virginia Judicial Workload Assessment

The data reported reflect the case management system. The case types reported may not necessitate judicial involvement.

2024 Overall GRAND TOTAL		Distribution of Caseload		Change*		Percentage (%) of Caseload			
1,581	-228 -12.6%	Adult	664	42%	-17.3% ▼	-139	Adult	44.4%	42.0%
2024		Juvenile	917	58%	-8.8% ▼	-89	Juvenile	55.6%	58.0%
2023		GRAND TOTAL	1,581	100%	-12.6% ▼	-228	GRAND TOTAL	100%	100%

Filings by Division & Code

Division	Case Type Description	Code	Summary	Change	% Change	Absolute Change
Adult	Show Cause	SC	135	▲	+6.3%	+8
	Misdemeanor	CM	128	▼	-25.1%	-43
	Other	OT	116	▼	-21.1%	-31
	Civil Support	VS	104	▼	-3.7%	-4
	Family Abuse - Protective Order	FP	59	▼	-28.9%	-24
	Felony	CF	59	▲	+73.5%	+25
	Capias	CA	48	▼	-27.3%	-18
	Violation of Protective Order	PV	5	▼	-64.3%	-9
	Non-Family Abuse Protective Order	AP	4	▼	-20.0%	-1
	Motion - Protective Order	MP	3	▼	-72.7%	-8
	Remand Support	RS	3	▼	-91.9%	-34
	Total		664	▼	-17.3%	-139
Juvenile	Custody Visitation	CV	536	▲	+0.9%	+5
	Traffic	T	63	▼	-13.7%	-10
	Misdemeanor	DM	56	▲	+21.7%	+10
	Motion - Protective Order	MP	44	▲	+63.0%	+17
	Abuse and Neglect	AN	43	▲	+330.0%	+33
	Permanency Planning	PH	25	▼	-32.4%	-12
	Status	ST	25	▼	-32.4%	-12
	Foster Care Review	FC	23	▼	-25.8%	-8
	Terminate Parental Rights	TP	15	▲	+275.0%	+11
	Initial Foster Care	IF	13	▲	+160.0%	+8
	Paternity	PT	13	▼	-27.8%	-5
	Relief of Custody	CR	10	▲	+66.7%	+4
	Felony	DF	9	▼	-40.0%	-6
	Remand Custody	RC	9	▼	-87.0%	-60
	Remand Visitation	RV	9	▼	-85.5%	-53
	Truancy	TR	6	▲	+50.0%	+2
	Temporary Detention Order	TD	5	▼	-44.4%	-4
	Voluntary Continuing Services and Support Agreem	VA	4	↔	-	-
	Other	OT	3	▲	-	+3
	Show Cause	SC	2	↔	-	-
	Emergency Custody Order	EC	1	▲	-	+1
	Entrustment	ET	1	▼	-66.7%	-2
	Family Abuse - Protective Order	FP	1	▲	-	+1
	Non-Family Abuse Protective Order	AP	1	↔	-	-
	Capias	CA	0	▼	-100.0%	-1
	Child In Need of Services	CS	0	▼	-100.0%	-1
	Civil Violation	CI	0	▼	-100.0%	-1
	Emancipation	EP	0	▼	-100.0%	-1
	Qualified Residential Treatment	QR	0	▼	-100.0%	-6
	Special Immigrant Juvenile Status	SI	0	▼	-100.0%	-2
		Total		917	▼	-8.8%
GRAND TOTAL			1,581	▼	-12.6%	-228

* Compared to same time period as previous year

** Case Type Categories are defined in the 2017 Virginia Judicial Workload Assessment

The data reported reflect the case management system. The case types reported may not necessitate judicial involvement.

Filings by Major Case Category**

Category	Summary	Change	% Change	Absolute Change
Adult Criminal	315	▼	-19.0%	-74
Child Dependency	134	▲	+26.4%	+28
Child in Need of Services/Supervision	6	▼	+20.0%	+1
Custody and Visitation	549	▼		0
Delinquency	67	▼	+4.7%	+3
Juvenile Miscellaneous	25	▼	-34.2%	-13
New to Workload Study	0	▼	-100.0%	-3
Other	146	▲	-54.9%	-178
Protective Orders	112	▲	-11.8%	-15
Support	164	▲	+25.2%	+33
Traffic	63	▼	-13.7%	-10
GRAND TOTAL	1,581	▼	-12.6%	-228

* Compared to same time period as previous year

** Case Type Categories are defined in the 2017 Virginia Judicial Workload Assessment

The data reported reflect the case management system. The case types reported may not necessitate judicial involvement.

2024 Overall GRAND TOTAL	Distribution of Caseload	Change*	Percentage (%) of Caseload																							
680 +7 1.0% 	<table border="1"> <tr> <td>Adult</td> <td>262</td> <td>39%</td> <td>4.4% ▲</td> <td>+11</td> </tr> <tr> <td>Juvenile</td> <td>418</td> <td>61%</td> <td>-0.9% ▼</td> <td>-4</td> </tr> <tr> <td>GRAND TOTAL</td> <td>680</td> <td>100%</td> <td>1.0% ▲</td> <td>+7</td> </tr> </table>	Adult	262	39%	4.4% ▲	+11	Juvenile	418	61%	-0.9% ▼	-4	GRAND TOTAL	680	100%	1.0% ▲	+7	<table border="1"> <tr> <td>Adult</td> <td>37.3%</td> <td>38.5%</td> </tr> <tr> <td>Juvenile</td> <td>62.7%</td> <td>61.5%</td> </tr> <tr> <td>GRAND TOTAL</td> <td>100%</td> <td>100%</td> </tr> </table>	Adult	37.3%	38.5%	Juvenile	62.7%	61.5%	GRAND TOTAL	100%	100%
Adult	262	39%	4.4% ▲	+11																						
Juvenile	418	61%	-0.9% ▼	-4																						
GRAND TOTAL	680	100%	1.0% ▲	+7																						
Adult	37.3%	38.5%																								
Juvenile	62.7%	61.5%																								
GRAND TOTAL	100%	100%																								

Filings by Division & Code

Division	Case Type Description	Code	Summary	Change	% Change	Absolute Change	
Adult	Other	OT	55	▲	+14.6%	+7	
	Misdemeanor	CM	52	▲	+2.0%	+1	
	Civil Support	VS	51	▼	-7.3%	-4	
	Show Cause	SC	40	▲	+5.3%	+2	
	Felony	CF	23	▲	+187.5%	+15	
	Family Abuse - Protective Order	FP	20	▼	-9.1%	-2	
	Motion - Protective Order	MP	12	▲	+9.1%	+1	
	Remand Support	RS	8	▼	-27.3%	-3	
	Capias	CA	1	▼	-66.7%	-2	
	Non-Family Abuse Protective Order	AP	0	▼	-100.0%	-4	
	Total		262	▲	4.4%	+11	
Juvenile	Custody Visitation	CV	208	▼	-10.0%	-23	
	Traffic	T	43	▲	+79.2%	+19	
	Abuse and Neglect	AN	22	▼	-12.0%	-3	
	Misdemeanor	DM	22	▼	-4.3%	-1	
	Remand Custody	RC	19	▲	+5.6%	+1	
	Remand Visitation	RV	19	▲	+5.6%	+1	
	Motion - Protective Order	MP	18	▲	+157.1%	+11	
	Felony	DF	14	▲	+600.0%	+12	
	Terminate Parental Rights	TP	12	▲	+500.0%	+10	
	Permanency Planning	PH	8	▼	-42.9%	-6	
	Foster Care Review	FC	6	▼	-53.8%	-7	
	Temporary Detention Order	TD	5	▲	+25.0%	+1	
	Initial Foster Care	IF	4	▼	-42.9%	-3	
	Special Immigrant Juvenile Status	SI	4	▲	-	+4	
	Status	ST	4	▼	-73.3%	-11	
	Emergency Custody Order	EC	3	▲	-	+3	
	Paternity	PT	2	▼	-50.0%	-2	
	Civil Violation	CI	1	▼	-80.0%	-4	
	Entrustment	ET	1	▲	-	+1	
	Non-Family Abuse Protective Order	AP	1	↔	-	-	
	Other	OT	1	↔	-	-	
	Relief of Custody	CR	1	▲	-	+1	
	Emancipation	EP	0	▼	-100.0%	-1	
	Qualified Residential Treatment	QR	0	▼	-100.0%	-1	
	Show Cause	SC	0	▼	-100.0%	-1	
	Truancy	TR	0	▼	-100.0%	-2	
	Voluntary Continuing Services and Support Agreem	VA	0	▼	-100.0%	-3	
		Total		418	▼	-0.9%	-4
	GRAND TOTAL			680	▲	1.0%	+7

Filings by Major Case Category**

Category	Summary	Change	% Change	Absolute Change
Adult Criminal	91	▲	+1.1%	+1
Child Dependency	54	▲	-16.9%	-11
Child in Need of Services/Supervision	0	▼	-100.0%	-2
Custody and Visitation	210	▼	-10.6%	-25

* Compared to same time period as previous year ** Case Type Categories are defined in the 2017 Virginia Judicial Workload Assessment

The data reported reflect the case management system. The case types reported may not necessitate judicial involvement.

CPSS - JCMS CASELOAD STATISTICS OF THE JUVENILE & DOMESTIC RELATIONS DISTRICT COURTS
 January 2024 thru November 2024 Filings (Compared to January 2023 thru November 2023)

Delinquency	36	▲	+38.5%	+10
Juvenile Miscellaneous	4	▼	-75.0%	-12
New to Workload Study	5	▲		0
Other	110	▲	+10.0%	+10
Protective Orders	51	▲	+13.3%	+6
Support	76	▲	+16.9%	+11
Traffic	43	▲	+79.2%	+19
GRAND TOTAL	680	▲	1.0%	+7

* Compared to same time period as previous year

** Case Type Categories are defined in the 2017 Virginia Judicial Workload Assessment

The data reported reflect the case management system. The case types reported may not necessitate judicial involvement.

2024 Overall GRAND TOTAL		Distribution of Caseload		Change*		Percentage (%) of Caseload		
639	+15 2.4%	Adult	284 44%	-10.7% ▼	-34	Adult	2023 51.0%	2024 44.4%
2024		Juvenile	355 56%	16.0% ▲	+49	Juvenile	49.0%	55.6%
2023		GRAND TOTAL	639 100%	2.4% ▲	+15	GRAND TOTAL	100%	100%

Filings by Division & Code

Division	Case Type Description	Code	Summary	Change	% Change	Absolute Change	
Adult	Other	OT	72	▲	+14.3%	+9	
	Misdemeanor	CM	55	▼	-40.2%	-37	
	Show Cause	SC	53	▲	+1.9%	+1	
	Civil Support	VS	50	▲	+66.7%	+20	
	Felony	CF	21	▼	-16.0%	-4	
	Family Abuse - Protective Order	FP	17	▼	-19.0%	-4	
	Capias	CA	5	▼	-76.2%	-16	
	Violation of Protective Order	PV	4	↔		-	
	Emergency Custody Order	EC	2	▲	-	+2	
	Motion - Protective Order	MP	2	▼	-80.0%	-8	
	Non-Family Abuse Protective Order	AP	2	▲	-	+2	
	Protective Order	PC	1	▲	-	+1	
	Total		284	▼	-10.7%	-34	
Juvenile	Custody Visitation	CV	152	▲	+21.6%	+27	
	Misdemeanor	DM	45	▲	+25.0%	+9	
	Abuse and Neglect	AN	30	▲	+76.5%	+13	
	Permanency Planning	PH	30	▲	+25.0%	+6	
	Terminate Parental Rights	TP	23	▲	+130.0%	+13	
	Traffic	T	15	▼	-42.3%	-11	
	Motion - Protective Order	MP	11	▲	+22.2%	+2	
	Foster Care Review	FC	9	▼	-64.0%	-16	
	Initial Foster Care	IF	7	▼	-36.4%	-4	
	Temporary Detention Order	TD	6	▲	+200.0%	+4	
	Felony	DF	4	▲	+300.0%	+3	
	Non-Family Abuse Protective Order	AP	4	▲	-	+4	
	Paternity	PT	4	▲	+100.0%	+2	
	Voluntary Continuing Services and Support Agree	VA	4	▲	+100.0%	+2	
	Child In Need of Services	CS	3	▲	-	+3	
	Emergency Custody Order	EC	2	▲	-	+2	
	Special Immigrant Juvenile Status	SI	2	▲	+100.0%	+1	
	Truancy	TR	2	↔		-	
	Other	OT	1	▲	-	+1	
	Relief of Custody	CR	1	↔		-	
	Civil Violation	CI	0	▼	-100.0%	-4	
	Emancipation	EP	0	▼	-100.0%	-1	
	Qualified Residential Treatment	QR	0	▼	-100.0%	-2	
	Show Cause	SC	0	▼	-100.0%	-3	
	Status	ST	0	▼	-100.0%	-2	
		Total		355	▲	16.0%	+49
		GRAND TOTAL		639	▲	2.4%	+15

Filings by Major Case Category**

Category	Summary	Change	% Change	Absolute Change
Adult Criminal	109	▲	-38.4%	-68
Child Dependency	104	▲	+13.0%	+12
Child in Need of Services/Supervision	5	▲	+150.0%	+3
Custody and Visitation	156	▲	+22.8%	+29

* Compared to same time period as previous year ** Case Type Categories are defined in the 2017 Virginia Judicial Workload Assessment

The data reported reflect the case management system. The case types reported may not necessitate judicial involvement.

CPSS - JCMS CASELOAD STATISTICS OF THE JUVENILE & DOMESTIC RELATIONS DISTRICT COURTS
 January 2024 thru November 2024 Filings (Compared to January 2023 thru November 2023)

Delinquency	49	▲	+22.5%	+9
Juvenile Miscellaneous	0	▼	-100.0%	-3
New to Workload Study	2	↔	-60.0%	-3
Other	83	▲	+27.7%	+18
Protective Orders	36	▲	-10.0%	-4
Support	80	▲	+70.2%	+33
Traffic	15	▼	-42.3%	-11
GRAND TOTAL	639	▲	2.4%	+15

* Compared to same time period as previous year

** Case Type Categories are defined in the 2017 Virginia Judicial Workload Assessment

The data reported reflect the case management system. The case types reported may not necessitate judicial involvement.

2024 Overall GRAND TOTAL		Distribution of Caseload		Change*		Percentage (%) of Caseload				
1,179 +9 0.8% 	Adult	453	38%	6.6%	▲	+28	2023	36.3%	2024	38.4%
	Juvenile	726	62%	-2.6%	▼	-19	2023	63.7%	2024	61.6%
GRAND TOTAL		1,179	100%	0.8%	▲	+9	GRAND TOTAL	100%	100%	

Filings by Division & Code

Division	Case Type Description	Code	Summary	Change	% Change	Absolute Change	
Adult	Show Cause	SC	115	▲	+33.7%	+29	
	Civil Support	VS	105	▲	+22.1%	+19	
	Misdemeanor	CM	70	▼	-9.1%	-7	
	Other	OT	58	▲	+7.4%	+4	
	Family Abuse - Protective Order	FP	40	▼	-14.9%	-7	
	Capias	CA	24	▲	+60.0%	+9	
	Felony	CF	18	▼	-18.2%	-4	
	Motion - Protective Order	MP	8	▼	-46.7%	-7	
	Violation of Protective Order	PV	7	▼	-41.7%	-5	
	Non-Family Abuse Protective Order	AP	4	▲	+100.0%	+2	
	Remand Support	RS	3	▼	-57.1%	-4	
	Bond Forfeiture	BF	1	▲	-	+1	
	Violation Family Abuse Protective Order	PS	0	▼	-100.0%	-2	
	Total			453	▲	6.6%	+28
Juvenile	Custody Visitation	CV	502	▼	-8.4%	-46	
	Motion - Protective Order	MP	36	▲	+500.0%	+30	
	Misdemeanor	DM	27	▲	+12.5%	+3	
	Traffic	T	25	▲	+4.2%	+1	
	Permanency Planning	PH	16	▲	+14.3%	+2	
	Felony	DF	14	▲	+40.0%	+4	
	Remand Custody	RC	13	↔	-	-	
	Abuse and Neglect	AN	12	▼	-14.3%	-2	
	Remand Visitation	RV	12	▼	-14.3%	-2	
	Foster Care Review	FC	8	▼	-46.7%	-7	
	Initial Foster Care	IF	8	▼	-20.0%	-2	
	Paternity	PT	8	▼	-27.3%	-3	
	Relief of Custody	CR	8	▲	+166.7%	+5	
	Temporary Detention Order	TD	6	▲	+20.0%	+1	
	Terminate Parental Rights	TP	6	▼	-33.3%	-3	
	Truancy	TR	5	▲	+66.7%	+2	
	Child In Need of Services	CS	4	▲	+100.0%	+2	
	Non-Family Abuse Protective Order	AP	4	▲	+100.0%	+2	
	Other	OT	4	▲	+300.0%	+3	
	Entrustment	ET	3	▲	+200.0%	+2	
	Voluntary Continuing Services and Support Agree	VA	2	▼	-33.3%	-1	
	Family Abuse - Protective Order	FP	1	▲	-	+1	
	Show Cause	SC	1	↔	-	-	
	Status	ST	1	▼	-85.7%	-6	
	Emergency Custody Order	EC	0	▼	-100.0%	-2	
	Qualified Residential Treatment	QR	0	▼	-100.0%	-3	
	Total			726	▼	-2.6%	-19
	GRAND TOTAL			1,179	▲	0.8%	+9

Filings by Major Case Category**

Category	Summary	Change	% Change	Absolute Change
Adult Criminal	176	▲	-1.1%	-2
Child Dependency	63	▲	-12.5%	-9

* Compared to same time period as previous year ** Case Type Categories are defined in the 2017 Virginia Judicial Workload Assessment

The data reported reflect the case management system. The case types reported may not necessitate judicial involvement.

CPSS - JCMS CASELOAD STATISTICS OF THE JUVENILE & DOMESTIC RELATIONS DISTRICT COURTS
 January 2024 thru November 2024 Filings (Compared to January 2023 thru November 2023)

Child in Need of Services/Supervision	9	▲	+80.0%	+4
Custody and Visitation	510	▼	-8.8%	-49
Delinquency	42	▲	+20.0%	+7
Juvenile Miscellaneous	2	▲	-71.4%	-5
Other	95	▲	-1.0%	-1
Protective Orders	93	▲	+29.2%	+21
Support	164	▲	+34.4%	+42
Traffic	25	▲	+4.2%	+1
GRAND TOTAL	1,179	▲	0.8%	+9

* Compared to same time period as previous year

** Case Type Categories are defined in the 2017 Virginia Judicial Workload Assessment

The data reported reflect the case management system. The case types reported may not necessitate judicial involvement.

2024 Overall GRAND TOTAL		Distribution of Caseload		Change*		Percentage (%) of Caseload			
825 	+77 10.3% 	Adult	378	46%	-2.3% ▼	-9	Adult	2023	2024
		Juvenile	447	54%	23.8% ▲	+86	Juvenile	51.7%	45.8%
GRAND TOTAL		825	100%	10.3% ▲	+77	GRAND TOTAL	100%	100%	

Filings by Division & Code

Division	Case Type Description	Code	Summary	Change	% Change	Absolute Change	
Adult	Misdemeanor	CM	88	▼	-11.1%	-11	
	Show Cause	SC	75	▲	+29.3%	+17	
	Civil Support	VS	69	▼	-8.0%	-6	
	Other	OT	58	▲	+222.2%	+40	
	Family Abuse - Protective Order	FP	30	▼	-63.9%	-53	
	Capias	CA	25	▲	+78.6%	+11	
	Felony	CF	22	▼	-15.4%	-4	
	Remand Support	RS	4	▲	+300.0%	+3	
	Motion - Protective Order	MP	3	▼	-57.1%	-4	
	Non-Family Abuse Protective Order	AP	2	▼	-33.3%	-1	
	Violation Family Abuse Protective Order	PS	1	▲	-	+1	
	Violation of Protective Order	PV	1	↔	-	-	
	Bond Forfeiture	BF	0	▼	-100.0%	-1	
	Protective Order	PC	0	▼	-100.0%	-1	
Total			378	▼	-2.3%	-9	
Juvenile	Custody Visitation	CV	286	▲	+39.5%	+81	
	Misdemeanor	DM	26	▼	-31.6%	-12	
	Initial Foster Care	IF	18	▲	+20.0%	+3	
	Foster Care Review	FC	17	▲	+70.0%	+7	
	Permanency Planning	PH	17	▲	+41.7%	+5	
	Abuse and Neglect	AN	14	▼	-36.4%	-8	
	Traffic	T	12	▼	-29.4%	-5	
	Felony	DF	9	▼	-10.0%	-1	
	Motion - Protective Order	MP	7	▲	+600.0%	+6	
	Remand Custody	RC	7	▲	+133.3%	+4	
	Paternity	PT	5	▲	+66.7%	+2	
	Terminate Parental Rights	TP	5	▼	-37.5%	-3	
	Civil Violation	CI	4	▼	-20.0%	-1	
	Child In Need of Services	CS	3	↔	-	-	
	Non-Family Abuse Protective Order	AP	3	▲	-	+3	
	Status	ST	2	▲	-50.0%	-2	
	Capias	CA	1	▲	-	+1	
	Emergency Custody Order	EC	1	↔	-	-	
	Family Abuse - Protective Order	FP	1	▲	-	+1	
	Juvenile Support	JS	1	▲	-	+1	
	Mental Commitment	MC	1	▲	-	+1	
	Protective Order	PC	1	▲	-	+1	
	Relief of Custody	CR	1	↔	-	-	
	Remand Visitation	RV	1	▲	-	+1	
	Show Cause	SC	1	▲	-	+1	
	Special Immigrant Juvenile Status	SI	1	▲	-	+1	
	Temporary Detention Order	TD	1	▼	-50.0%	-1	
	Voluntary Continuing Services and Support Agreen	VA	1	▲	-	+1	
	Truancy	TR	0	▼	-100.0%	-1	
	Total			447	▲	23.8%	+86
	GRAND TOTAL			825	▲	10.3%	+77

* Compared to same time period as previous year

** Case Type Categories are defined in the 2017 Virginia Judicial Workload Assessment

The data reported reflect the case management system. The case types reported may not necessitate judicial involvement.

Filings by Major Case Category**

Category	Summary	Change	% Change	Absolute Change
Adult Criminal	187	▲	+5.1%	+9
Child Dependency	73	▲	+7.4%	+5
Child in Need of Services/Supervision	3	▼	-25.0%	-1
Custody and Visitation	291	▲	+39.9%	+83
Delinquency	38	▲	-20.8%	-10
Juvenile Miscellaneous	2	▲	-50.0%	-2
New to Workload Study	5	▲		0
Other	73	▲	+192.0%	+48
Protective Orders	46	▲	-51.1%	-48
Support	95	▲	-2.1%	-2
Traffic	12	▼	-29.4%	-5
GRAND TOTAL	825	▲	10.3%	+77

* Compared to same time period as previous year

** Case Type Categories are defined in the 2017 Virginia Judicial Workload Assessment

The data reported reflect the case management system. The case types reported may not necessitate judicial involvement.

2024 Overall GRAND TOTAL		Distribution of Caseload		Change*		Percentage (%) of Caseload			
3,500 +374 12.0% 		Adult	1,823	52%	10.7% ▲	+176	Adult	52.7%	52.1%
		Juvenile	1,677	48%	13.4% ▲	+198	Juvenile	47.3%	47.9%
		GRAND TOTAL	3,500	100%	12.0% ▲	+374	GRAND TOTAL	100%	100%

Filings by Division & Code

Division	Case Type Description	Code	Summary	Change	% Change	Absolute Change	
Adult	Misdemeanor	CM	427	▼	-5.1%	-23	
	Other	OT	346	▼	+10.2%	+32	
	Show Cause	SC	309	▲	+23.1%	+58	
	Civil Support	VS	285	▲	+0.7%	+2	
	Felony	CF	201	▲	+45.7%	+63	
	Family Abuse - Protective Order	FP	145	▲	+23.9%	+28	
	Capias	CA	40	▼	-28.6%	-16	
	Remand Support	RS	24	▲	+140.0%	+14	
	Non-Family Abuse Protective Order	AP	17	▲	+325.0%	+13	
	Motion - Protective Order	MP	16	▲	+23.1%	+3	
	Violation of Protective Order	PV	10	▲	+100.0%	+5	
	Bond Forfeiture	BF	2	▲	-	+2	
	Restricted License for Non-Support	SL	1	▼	-83.3%	-5	
		Total		1,823	▲	10.7%	+176
Juvenile	Custody Visitation	CV	927	▲	+17.6%	+139	
	Misdemeanor	DM	188	▼	-5.1%	-10	
	Felony	DF	104	▼	-1.9%	-2	
	Traffic	T	78	▲	+9.9%	+7	
	Motion - Protective Order	MP	64	▲	+88.2%	+30	
	Remand Custody	RC	63	▲	+173.9%	+40	
	Abuse and Neglect	AN	60	▲	+22.4%	+11	
	Truancy	TR	21	▼	-8.7%	-2	
	Paternity	PT	20	▲	+185.7%	+13	
	Non-Family Abuse Protective Order	AP	18	▲	+63.6%	+7	
	Remand Visitation	RV	17	▲	+240.0%	+12	
	Initial Foster Care	IF	14	▲	+40.0%	+4	
	Temporary Detention Order	TD	13	▼	-53.6%	-15	
	Civil Violation	CI	12	▼	-20.0%	-3	
	Foster Care Review	FC	12	▼	-14.3%	-2	
	Permanency Planning	PH	11	▲	+22.2%	+2	
	Status	ST	10	↔	-	-	
	Child In Need of Services	CS	9	▲	+28.6%	+2	
	Emergency Custody Order	EC	8	▼	-50.0%	-8	
	Show Cause	SC	6	▲	-64.7%	-11	
	Other	OT	4	▼	-20.0%	-1	
	Special Immigrant Juvenile Status	SI	4	↔	-	-	
	Terminate Parental Rights	TP	4	▼	-75.0%	-12	
	Voluntary Continuing Services and Support Agreem	VA	4	▼	-20.0%	-1	
	Juvenile Support	JS	2	▲	-	+2	
	Relief of Custody	CR	2	▼	-60.0%	-3	
	Capias	CA	1	▲	-	+1	
	Emancipation	EP	1	↔	-	-	
	Mental Commitment	MC	0	▼	-100.0%	-2	
		Total		1,677	▲	13.4%	+198
		GRAND TOTAL		3,500	▲	12.0%	+374

* Compared to same time period as previous year

** Case Type Categories are defined in the 2017 Virginia Judicial Workload Assessment

The data reported reflect the case management system. The case types reported may not necessitate judicial involvement.

Filings by Major Case Category**

Category	Summary	Change	% Change	Absolute Change
Adult Criminal	841	▲	+2.2%	+18
Child Dependency	107	▼	-0.9%	-1
Child in Need of Services/Supervision	31	▲	+3.3%	+1
Custody and Visitation	947	▲	+19.1%	+152
Delinquency	298	▲	-7.2%	-23
Juvenile Miscellaneous	11	↔		0
New to Workload Study	16	▼	-15.8%	-3
Other	475	▲	+17.9%	+72
Protective Orders	260	▲	+45.3%	+81
Support	436	▲	+19.1%	+70
Traffic	78	▲	+9.9%	+7
GRAND TOTAL	3,500	▲	12.0%	+374

* Compared to same time period as previous year

** Case Type Categories are defined in the 2017 Virginia Judicial Workload Assessment

The data reported reflect the case management system. The case types reported may not necessitate judicial involvement.

2024 Overall GRAND TOTAL		Distribution of Caseload			Change*		Percentage (%) of Caseload		
2,380	-36 -1.5%	Adult	1,292	54%	4.6% ▲	+57	Adult	51.1%	54.3%
2024		Juvenile	1,088	46%	-7.9% ▼	-93	Juvenile	48.9%	45.7%
2023		GRAND TOTAL	2,380	100%	-1.5% ▼	-36	GRAND TOTAL	100%	100%

Filings by Division & Code

Division	Case Type Description	Code	Summary	Change	% Change	Absolute Change	
Adult	Show Cause	SC	253	▲	+17.7%	+38	
	Civil Support	VS	246	▲	+21.8%	+44	
	Misdemeanor	CM	219	▼	-6.4%	-15	
	Other	OT	210	▲	-18.9%	-49	
	Felony	CF	158	▲	+45.0%	+49	
	Family Abuse - Protective Order	FP	106	▲	+1.0%	+1	
	Capias	CA	57	▲	+7.5%	+4	
	Motion - Protective Order	MP	19	▼	-17.4%	-4	
	Violation of Protective Order	PV	19	▼	-34.5%	-10	
	Non-Family Abuse Protective Order	AP	3	▲	+50.0%	+1	
	Criminal Support	CS	1	▲	-	+1	
	Remand Support	RS	1	▼	-75.0%	-3	
		Total		1,292	▲	4.6%	+57
Juvenile	Custody Visitation	CV	691	▼	-1.6%	-11	
	Misdemeanor	DM	118	▼	-17.5%	-25	
	Traffic	T	40	▲	+14.3%	+5	
	Child at Risk	RI	23	▲	+27.8%	+5	
	Truancy	TR	23	▼	-28.1%	-9	
	Permanency Planning	PH	22	▼	-46.3%	-19	
	Foster Care Review	FC	21	▼	-16.0%	-4	
	Abuse and Neglect	AN	19	▲	+90.0%	+9	
	Initial Foster Care	IF	17	↔	-	-	
	Felony	DF	15	▼	-16.7%	-3	
	Paternity	PT	15	▲	+15.4%	+2	
	Voluntary Continuing Services and Support Agree	VA	14	▲	+600.0%	+12	
	Motion - Protective Order	MP	13	▼	-35.0%	-7	
	Terminate Parental Rights	TP	13	▲	+8.3%	+1	
	Non-Family Abuse Protective Order	AP	7	▼	-66.7%	-14	
	Temporary Detention Order	TD	7	▼	-58.8%	-10	
	Child In Need of Services	CS	6	↔	-	-	
	Civil Violation	CI	3	▼	-40.0%	-2	
	Entrustment	ET	3	▲	+50.0%	+1	
	Family Abuse - Protective Order	FP	3	▲	+50.0%	+1	
	Other	OT	3	▼	-57.1%	-4	
	Status	ST	3	▼	-25.0%	-1	
	Emergency Custody Order	EC	2	▼	-66.7%	-4	
	Show Cause	SC	2	▼	-60.0%	-3	
	Capias	CA	1	▲	-	+1	
	Emancipation	EP	1	▼	-50.0%	-1	
	Relief of Custody	CR	1	▼	-75.0%	-3	
	Remand Custody	RC	1	▼	-75.0%	-3	
	Remand Visitation	RV	1	▼	-75.0%	-3	
	Mental Commitment	MC	0	▼	-100.0%	-1	
	Qualified Residential Treatment	QR	0	▼	-100.0%	-3	
		Total		1,088	▼	-7.9%	-93
	GRAND TOTAL			2,380	▼	-1.5%	-36

* Compared to same time period as previous year

** Case Type Categories are defined in the 2017 Virginia Judicial Workload Assessment

The data reported reflect the case management system. The case types reported may not necessitate judicial involvement.

Filings by Major Case Category**

Category	Summary	Change	% Change	Absolute Change
Adult Criminal	571	▼	-0.5%	-3
Child Dependency	133	▲	-0.7%	-1
Child in Need of Services/Supervision	29	▼	-23.7%	-9
Custody and Visitation	706	▲	-1.3%	-9
Delinquency	136	▲	-18.1%	-30
Juvenile Miscellaneous	4	▼	-33.3%	-2
New to Workload Study	3	▼	-40.0%	-2
Other	225	▼	-25.5%	-77
Protective Orders	151	▼	-12.7%	-22
Support	382	▲	+42.5%	+114
Traffic	40	▲	+14.3%	+5
GRAND TOTAL	2,380	▼	-1.5%	-36

* Compared to same time period as previous year

** Case Type Categories are defined in the 2017 Virginia Judicial Workload Assessment

The data reported reflect the case management system. The case types reported may not necessitate judicial involvement.

2024 Overall GRAND TOTAL		Distribution of Caseload		Change*		Percentage (%) of Caseload			
1,016	+150 17.3%	Adult	436	43%	24.2% ▲	+85	Adult	40.5%	42.9%
2024		Juvenile	580	57%	12.6% ▲	+65	Juvenile	59.5%	57.1%
2023		GRAND TOTAL	1,016	100%	17.3% ▲	+150	GRAND TOTAL	100%	100%

Filings by Division & Code

Division	Case Type Description	Code	Summary	Change	% Change	Absolute Change	
Adult	Misdemeanor	CM	117	▲	+25.8%	+24	
	Other	OT	93	▲	+36.8%	+25	
	Civil Support	VS	79	▲	+14.5%	+10	
	Show Cause	SC	72	▲	+53.2%	+25	
	Family Abuse - Protective Order	FP	37	▲	+15.6%	+5	
	Felony	CF	17	↔		-	
	Motion - Protective Order	MP	6	▲	+50.0%	+2	
	Capias	CA	5	▼	-44.4%	-4	
	Remand Support	RS	3	▲	+200.0%	+2	
	Restricted License for Non-Support	SL	3	▲	-	+3	
	Violation of Protective Order	PV	2	▼	-77.8%	-7	
	Bond Forfeiture	BF	1	▲	-	+1	
	Non-Family Abuse Protective Order	AP	1	▼	-50.0%	-1	
		Total		436	▲	24.2%	+85
Juvenile	Custody Visitation	CV	368	▲	+12.5%	+41	
	Misdemeanor	DM	57	▲	+83.9%	+26	
	Felony	DF	29	▲	+107.1%	+15	
	Abuse and Neglect	AN	19	▼	-5.0%	-1	
	Foster Care Review	FC	12	▼	-14.3%	-2	
	Motion - Protective Order	MP	12	▼	-36.8%	-7	
	Truancy	TR	12	▲	+50.0%	+4	
	Temporary Detention Order	TD	11	▲	+175.0%	+7	
	Paternity	PT	9	↔		-	
	Traffic	T	9	▲	+50.0%	+3	
	Initial Foster Care	IF	8	▲	+100.0%	+4	
	Remand Custody	RC	6	▼	-25.0%	-2	
	Civil Violation	CI	4	▼	-75.0%	-12	
	Permanency Planning	PH	4	▼	-50.0%	-4	
	Emergency Custody Order	EC	3	▲	-	+3	
	Other	OT	3	▲	-	+3	
	Terminate Parental Rights	TP	3	▼	-40.0%	-2	
	Entrustment	ET	2	▲	+100.0%	+1	
	Relief of Custody	CR	2	▲	+100.0%	+1	
	Remand Visitation	RV	2	▼	-75.0%	-6	
	Voluntary Continuing Services and Support Agreem	VA	2	↔		-	
	Emancipation	EP	1	↔		-	
	Non-Family Abuse Protective Order	AP	1	▼	-50.0%	-1	
	Status	ST	1	↔		-	
	Child In Need of Services	CS	0	▼	-100.0%	-3	
	Family Abuse - Protective Order	FP	0	▼	-100.0%	-1	
	Show Cause	SC	0	▼	-100.0%	-1	
	Special Immigrant Juvenile Status	SI	0	▼	-100.0%	-1	
		Total		580	▲	12.6%	+65
	GRAND TOTAL			1,016	▲	17.3%	+150

* Compared to same time period as previous year

** Case Type Categories are defined in the 2017 Virginia Judicial Workload Assessment

The data reported reflect the case management system. The case types reported may not necessitate judicial involvement.

Filings by Major Case Category**

Category	Summary	Change	% Change	Absolute Change
Adult Criminal	180	▲	+11.1%	+18
Child Dependency	52	▲	-5.5%	-3
Child in Need of Services/Supervision	12	▼	+9.1%	+1
Custody and Visitation	377	▲	+12.2%	+41
Delinquency	86	▲	+87.0%	+40
Juvenile Miscellaneous	2	↔		0
New to Workload Study	4	▼	-76.5%	-13
Other	121	▲	+36.0%	+32
Protective Orders	57	▼	-5.0%	-3
Support	116	▲	+41.5%	+34
Traffic	9	▲	+50.0%	+3
GRAND TOTAL	1,016	▲	17.3%	+150

* Compared to same time period as previous year

** Case Type Categories are defined in the 2017 Virginia Judicial Workload Assessment

The data reported reflect the case management system. The case types reported may not necessitate judicial involvement.

2024 Overall GRAND TOTAL		Distribution of Caseload			Change*		Percentage (%) of Caseload		
2,226 	+53	Adult	1,086	49%	14.6% ▲	+138	Adult	43.6%	48.8%
	2.4%	Juvenile	1,140	51%	-6.9% ▼	-85	Juvenile	56.4%	51.2%
		GRAND TOTAL	2,226	100%	2.4% ▲	+53	GRAND TOTAL	100%	100%

Filings by Division & Code

Division	Case Type Description	Code	Summary	Change	% Change	Absolute Change
Adult	Misdemeanor	CM	256	▲	+11.8%	+27
	Other	OT	239	▲	+37.4%	+65
	Civil Support	VS	188	▲	+14.6%	+24
	Show Cause	SC	157	▼	-8.2%	-14
	Felony	CF	91	▲	+37.9%	+25
	Family Abuse - Protective Order	FP	84	▲	+1.2%	+1
	Violation of Protective Order	PV	38	▲	+123.5%	+21
	Capias	CA	15	▼	-34.8%	-8
	Motion - Protective Order	MP	9	▼	-35.7%	-5
	Remand Support	RS	6	▲	+200.0%	+4
	Non-Family Abuse Protective Order	AP	3	▼	-40.0%	-2
	Total			1,086	▲	14.6%
Juvenile	Custody Visitation	CV	702	▼	-9.9%	-77
	Misdemeanor	DM	89	▲	+7.2%	+6
	Abuse and Neglect	AN	53	▼	-7.0%	-4
	Status	ST	52	▲	+18.2%	+8
	Traffic	T	46	▼	-28.1%	-18
	Felony	DF	36	▲	+500.0%	+30
	Permanency Planning	PH	30	▲	+66.7%	+12
	Foster Care Review	FC	25	▼	-28.6%	-10
	Terminate Parental Rights	TP	16	▲	+300.0%	+12
	Remand Custody	RC	15	▲	+150.0%	+9
	Initial Foster Care	IF	13	▼	-45.8%	-11
	Temporary Detention Order	TD	12	▲	+9.1%	+1
	Paternity	PT	11	▼	-21.4%	-3
	Motion - Protective Order	MP	9	▲	+200.0%	+6
	Truancy	TR	7	▼	-66.7%	-14
	Emergency Custody Order	EC	6	↔		-
	Child In Need of Services	CS	4	↔		-
	Non-Family Abuse Protective Order	AP	3	▼	-50.0%	-3
	Show Cause	SC	3	▲	-75.0%	-9
	Entrustment	ET	2	▼	-33.3%	-1
	Voluntary Continuing Services and Support Agreem	VA	2	▼	-50.0%	-2
	Family Abuse - Protective Order	FP	1	▲	-	+1
	Other	OT	1	▼	-50.0%	-1
	Relief of Custody	CR	1	▼	-80.0%	-4
	Restoration of Parental Rights	RR	1	▲	-	+1
	Child at Risk	RI	0	▼	-100.0%	-8
	Emancipation	EP	0	▼	-100.0%	-1
	Mental Commitment	MC	0	▼	-100.0%	-4
	Qualified Residential Treatment	QR	0	▼	-100.0%	-1
	Total			1,140	▼	-6.9%
GRAND TOTAL			2,226	▲	2.4%	+53

* Compared to same time period as previous year

** Case Type Categories are defined in the 2017 Virginia Judicial Workload Assessment

The data reported reflect the case management system. The case types reported may not necessitate judicial involvement.

Filings by Major Case Category**

Category	Summary	Change	% Change	Absolute Change
Adult Criminal	483	▲	+10.0%	+44
Child Dependency	142	▼	-10.7%	-17
Child in Need of Services/Supervision	12	▲	-52.0%	-13
Custody and Visitation	713	▼	-10.1%	-80
Delinquency	127	▲	+25.7%	+26
Juvenile Miscellaneous	52	▼	+15.6%	+7
Other	280	▲	+36.6%	+75
Protective Orders	109	▲	-1.8%	-2
Support	262	▲	+13.4%	+31
Traffic	46	▼	-28.1%	-18
GRAND TOTAL	2,226	▲	2.4%	+53

* Compared to same time period as previous year

** Case Type Categories are defined in the 2017 Virginia Judicial Workload Assessment

The data reported reflect the case management system. The case types reported may not necessitate judicial involvement.

2024 Overall GRAND TOTAL		Distribution of Caseload			Change*		Percentage (%) of Caseload		
1,829 +109 6.3% 	2024 2023	Adult	928	51%	7.8% ▲	+67	Adult	2023	2024
		Juvenile	901	49%	4.9% ▲	+42	Juvenile	50.1%	50.7%
GRAND TOTAL		1,829	100%	6.3% ▲	+109	GRAND TOTAL	100%	100%	

Filings by Division & Code

Division	Case Type Description	Code	Summary	Change	% Change	Absolute Change	
Adult	Misdemeanor	CM	319	▲	+30.2%	+74	
	Other	OT	148	▼	-22.9%	-44	
	Show Cause	SC	146	▲	+53.7%	+51	
	Civil Support	VS	86	▲	+2.4%	+2	
	Felony	CF	77	↔		-	
	Family Abuse - Protective Order	FP	55	▼	-20.3%	-14	
	Capias	CA	54	▲	-26.0%	-19	
	Remand Support	RS	24	▲	+140.0%	+14	
	Motion - Protective Order	MP	9	▲	+125.0%	+5	
	Violation of Protective Order	PV	7	▲	+250.0%	+5	
	Emergency Custody Order	EC	1	▲	-	+1	
	Protective Order	PC	1	▼	-75.0%	-3	
	Violation Family Abuse Protective Order	PS	1	▲	-	+1	
	Non-Family Abuse Protective Order	AP	0	▼	-100.0%	-5	
	Restricted License for Non-Support	SL	0	▼	-100.0%	-1	
Total			928	▲	7.8%	+67	
Juvenile	Custody Visitation	CV	412	▼	-1.2%	-5	
	Status	ST	80	▼		-	
	Misdemeanor	DM	77	▲	+18.5%	+12	
	Remand Custody	RC	44	▲	+214.3%	+30	
	Traffic	T	43	▲	+26.5%	+9	
	Remand Visitation	RV	42	▲	+200.0%	+28	
	Foster Care Review	FC	41	▼	-6.8%	-3	
	Felony	DF	40	▲	+185.7%	+26	
	Permanency Planning	PH	31	▼	-40.4%	-21	
	Initial Foster Care	IF	26	▲	+116.7%	+14	
	Paternity	PT	14	▼	-51.7%	-15	
	Abuse and Neglect	AN	13	▼	-51.9%	-14	
	Entrustment	ET	7	▲	-	+7	
	Voluntary Continuing Services and Support Agreen	VA	6	▲	+20.0%	+1	
	Non-Family Abuse Protective Order	AP	5	▼	-28.6%	-2	
	Temporary Detention Order	TD	5	▲	+400.0%	+4	
	Truancy	TR	5	▼	-16.7%	-1	
	Terminate Parental Rights	TP	3	▼	-86.4%	-19	
	Civil Violation	CI	2	▼	-50.0%	-2	
	Capias	CA	1	▲	-	+1	
	Child at Risk	RI	1	▲	-	+1	
	Child In Need of Services	CS	1	▼	-50.0%	-1	
	Emergency Custody Order	EC	1	▲	-	+1	
	Other	OT	1	▼	-66.7%	-2	
	Family Abuse - Protective Order	FP	0	▼	-100.0%	-5	
	Qualified Residential Treatment	QR	0	▼	-100.0%	-2	
	Total			901	▲	4.9%	+42
	GRAND TOTAL			1,829	▲	6.3%	+109

* Compared to same time period as previous year

** Case Type Categories are defined in the 2017 Virginia Judicial Workload Assessment

The data reported reflect the case management system. The case types reported may not necessitate judicial involvement.

Filings by Major Case Category**

Category	Summary	Change	% Change	Absolute Change
Adult Criminal	517	▲	+8.2%	+39
Child Dependency	128	▲	-22.0%	-36
Child in Need of Services/Supervision	6	▼	-25.0%	-2
Custody and Visitation	426	▼	-4.5%	-20
Delinquency	118	▲	+49.4%	+39
Juvenile Miscellaneous	80	▼		0
New to Workload Study	2	▼	-50.0%	-2
Other	266	▲	+13.7%	+32
Protective Orders	69	▼	-23.3%	-21
Support	174	▲	+68.9%	+71
Traffic	43	▲	+26.5%	+9
GRAND TOTAL	1,829	▲	6.3%	+109

* Compared to same time period as previous year

** Case Type Categories are defined in the 2017 Virginia Judicial Workload Assessment

The data reported reflect the case management system. The case types reported may not necessitate judicial involvement.

2024 Overall GRAND TOTAL		Distribution of Caseload		Change*		Percentage (%) of Caseload		
3,090 +18 0.6% 	Adult Juvenile GRAND TOTAL	1,614	52%	10.2% ▲	+149	47.7%	52.2%	
		1,476	48%	-8.2% ▼	-131	52.3%	47.8%	
		3,090	100%	0.6% ▲	+18	100%	100%	

Filings by Division & Code

Division	Case Type Description	Code	Summary	Change	% Change	Absolute Change	
Adult	Show Cause	SC	542	▲	+30.3%	+126	
	Misdemeanor	CM	294	▲	+6.1%	+17	
	Other	OT	268	▲	+16.0%	+37	
	Civil Support	VS	188	▲	+2.7%	+5	
	Capias	CA	133	▲	+15.7%	+18	
	Family Abuse - Protective Order	FP	82	▼	-18.0%	-18	
	Felony	CF	66	▼	-19.5%	-16	
	Remand Support	RS	20	▼	-23.1%	-6	
	Motion - Protective Order	MP	10	▼	-33.3%	-5	
	Violation of Protective Order	PV	8	▼	-46.7%	-7	
	Non-Family Abuse Protective Order	AP	3	▼	-25.0%	-1	
	Protective Order	PC	0	▼	-100.0%	-1	
		Total		1,614	▲	10.2%	+149
Juvenile	Custody Visitation	CV	780	▼	-18.8%	-180	
	Status	ST	166	▲	+18.6%	+26	
	Misdemeanor	DM	140	▲	+32.1%	+34	
	Permanency Planning	PH	48	▲	+118.2%	+26	
	Traffic	T	43	▲	+22.9%	+8	
	Paternity	PT	41	▲	+13.9%	+5	
	Motion - Protective Order	MP	33	▼	-26.7%	-12	
	Remand Custody	RC	33	▼	-13.2%	-5	
	Remand Visitation	RV	33	▼	-13.2%	-5	
	Felony	DF	32	▲	+128.6%	+18	
	Foster Care Review	FC	32	▼	-36.0%	-18	
	Abuse and Neglect	AN	27	▼	-46.0%	-23	
	Terminate Parental Rights	TP	19	▲	+216.7%	+13	
	Temporary Detention Order	TD	10	▲	+11.1%	+1	
	Show Cause	SC	9	▼	-18.2%	-2	
	Initial Foster Care	IF	8	▼	-52.9%	-9	
	Truancy	TR	8	▲	+33.3%	+2	
	Non-Family Abuse Protective Order	AP	4	↔		-	
	Relief of Custody	CR	4	▲	+33.3%	+1	
	Emergency Custody Order	EC	3	▼	-40.0%	-2	
	Entrustment	ET	2	↔		-	
	Child In Need of Services	CS	1	▼	-50.0%	-1	
	Emancipation	EP	0	▼	-100.0%	-1	
	Family Abuse - Protective Order	FP	0	▼	-100.0%	-3	
	Mental Commitment	MC	0	▼	-100.0%	-1	
	Other	OT	0	▼	-100.0%	-1	
	Qualified Residential Treatment	QR	0	▼	-100.0%	-1	
	Voluntary Continuing Services and Support Agreem	VA	0	▼	-100.0%	-1	
		Total		1,476	▼	-8.2%	-131
	GRAND TOTAL			3,090	▲	0.6%	+18

* Compared to same time period as previous year

** Case Type Categories are defined in the 2017 Virginia Judicial Workload Assessment

The data reported reflect the case management system. The case types reported may not necessitate judicial involvement.

Filings by Major Case Category**

Category	Summary	Change	% Change	Absolute Change
Adult Criminal	941	▼	+15.0%	+123
Child Dependency	140	▲	-7.9%	-12
Child in Need of Services/Supervision	9	▼	+12.5%	+1
Custody and Visitation	821	▼	-17.6%	-175
Delinquency	181	▲	+38.2%	+50
Juvenile Miscellaneous	166	▼	+17.7%	+25
Other	367	▲	+5.2%	+18
Protective Orders	132	▼	-22.8%	-39
Support	290	▲	+7.0%	+19
Traffic	43	▲	+22.9%	+8
GRAND TOTAL	3,090	▲	0.6%	+18

* Compared to same time period as previous year

** Case Type Categories are defined in the 2017 Virginia Judicial Workload Assessment

The data reported reflect the case management system. The case types reported may not necessitate judicial involvement.

2024 Overall GRAND TOTAL		Distribution of Caseload			Change*		Percentage (%) of Caseload		
3,043	-285 -8.6%	Adult	1,482	49%	-7.3% ▼	-117	Adult	48.0%	48.7%
2024		Juvenile	1,561	51%	-9.7% ▼	-168	Juvenile	52.0%	51.3%
2023		GRAND TOTAL	3,043	100%	-8.6% ▼	-285	GRAND TOTAL	100%	100%

Filings by Division & Code

Division	Case Type Description	Code	Summary	Change	% Change	Absolute Change	
Adult	Misdemeanor	CM	365	▼	-11.0%	-45	
	Other	OT	272	▲	-24.0%	-86	
	Felony	CF	194	▲	+6.0%	+11	
	Show Cause	SC	191	▲	+20.1%	+32	
	Civil Support	VS	150	▼	-11.2%	-19	
	Family Abuse - Protective Order	FP	131	▼	-2.2%	-3	
	Capias	CA	95	▲	-22.1%	-27	
	Motion - Protective Order	MP	30	▼	-9.1%	-3	
	Violation of Protective Order	PV	30	▲	+150.0%	+18	
	Remand Support	RS	14	▲	+100.0%	+7	
	Bond Forfeiture	BF	4	▼	-20.0%	-1	
	Protective Order	PC	3	▲	+200.0%	+2	
	Restricted License for Non-Support	SL	2	↔	-	-	
	Criminal Support	CS	1	▲	-	+1	
	Non-Family Abuse Protective Order	AP	0	▼	-100.0%	-4	
	Total		1,482	▼	-7.3%	-117	
Juvenile	Custody Visitation	CV	770	▼	-22.7%	-226	
	Permanency Planning	PH	104	▲	+36.8%	+28	
	Status	ST	86	▲	+87.0%	+40	
	Traffic	T	72	▼	-1.4%	-1	
	Remand Visitation	RV	68	▲	+9.7%	+6	
	Remand Custody	RC	64	▲	+4.9%	+3	
	Misdemeanor	DM	63	▼	-13.7%	-10	
	Foster Care Review	FC	61	▲	+5.2%	+3	
	Felony	DF	53	▼	-13.1%	-8	
	Abuse and Neglect	AN	48	↔	-	-	
	Initial Foster Care	IF	38	▼	-7.3%	-3	
	Terminate Parental Rights	TP	36	▲	+33.3%	+9	
	Paternity	PT	28	▲	+27.3%	+6	
	Truancy	TR	13	▲	+30.0%	+3	
	Motion - Protective Order	MP	11	▼	-26.7%	-4	
	Non-Family Abuse Protective Order	AP	9	▲	+12.5%	+1	
	Temporary Detention Order	TD	9	▼	-25.0%	-3	
	Voluntary Continuing Services and Support Agreen	VA	7	↔	-	-	
	Other	OT	6	▼	-14.3%	-1	
	Emergency Custody Order	EC	4	▲	+33.3%	+1	
	Relief of Custody	CR	4	▼	-63.6%	-7	
	Child In Need of Services	CS	3	▲	-	+3	
	Civil Violation	CI	2	▲	-	+2	
	Entrustment	ET	2	▼	-66.7%	-4	
	Qualified Residential Treatment	QR	0	▼	-100.0%	-6	
		Total		1,561	▼	-9.7%	-168
	GRAND TOTAL			3,043	▼	-8.6%	-285

* Compared to same time period as previous year

** Case Type Categories are defined in the 2017 Virginia Judicial Workload Assessment

The data reported reflect the case management system. The case types reported may not necessitate judicial involvement.

Filings by Major Case Category**

Category	Summary	Change	% Change	Absolute Change
Adult Criminal	827	▲	-5.2%	-45
Child Dependency	300	▼	+7.1%	+20
Child in Need of Services/Supervision	16	▲	+60.0%	+6
Custody and Visitation	798	▲	-21.6%	-220
Delinquency	116	▼	-13.4%	-18
Juvenile Miscellaneous	86	▲	+87.0%	+40
New to Workload Study	2	▲	-	+2
Other	437	▲	-14.3%	-73
Protective Orders	181	▼	-6.7%	-13
Support	208	▲	+8.9%	+17
Traffic	72	▼	-1.4%	-1
GRAND TOTAL	3,043	▼	-8.6%	-285

* Compared to same time period as previous year

** Case Type Categories are defined in the 2017 Virginia Judicial Workload Assessment

The data reported reflect the case management system. The case types reported may not necessitate judicial involvement.

2024 Overall GRAND TOTAL		Distribution of Caseload		Change*		Percentage (%) of Caseload				
1,468	-226 -13.3%	Adult	643	44%	-15.6%	▼	-119	Adult	45.0%	43.8%
2024		Juvenile	825	56%	-11.5%	▼	-107	Juvenile	55.0%	56.2%
2023		GRAND TOTAL	1,468	100%	-13.3%	▼	-226	GRAND TOTAL	100%	100%

Filings by Division & Code

Division	Case Type Description	Code	Summary	Change	% Change	Absolute Change	
Adult	Show Cause	SC	178	▲	+17.9%	+27	
	Other	OT	166	▼	-10.3%	-19	
	Misdemeanor	CM	107	▼	-20.1%	-27	
	Civil Support	VS	66	▼	-27.5%	-25	
	Capias	CA	51	▼	-29.2%	-21	
	Family Abuse - Protective Order	FP	35	▼	-25.5%	-12	
	Felony	CF	21	▼	-58.8%	-30	
	Motion - Protective Order	MP	5	▼	-28.6%	-2	
	Non-Family Abuse Protective Order	AP	5	↔		-	
	Remand Support	RS	4	▼	-50.0%	-4	
	Bond Forfeiture	BF	2	▼	-71.4%	-5	
	Restricted License for Non-Support	SL	2	↔		-	
	Violation of Protective Order	PV	1	▼	-50.0%	-1	
		Total		643	▼	-15.6%	-119
Juvenile	Custody Visitation	CV	430	▼	-15.2%	-77	
	Permanency Planning	PH	57	▼	-36.0%	-32	
	Child at Risk	RI	45	▲	+200.0%	+30	
	Foster Care Review	FC	41	▼	-25.5%	-14	
	Terminate Parental Rights	TP	40	▲	+29.0%	+9	
	Abuse and Neglect	AN	32	▲	+45.5%	+10	
	Truancy	TR	30	▼	-43.4%	-23	
	Initial Foster Care	IF	29	↔		-	
	Motion - Protective Order	MP	27	▲	+1,250.0%	+25	
	Misdemeanor	DM	17	▼	-5.6%	-1	
	Traffic	T	12	▼	-66.7%	-24	
	Entrustment	ET	10	▲	+400.0%	+8	
	Child In Need of Services	CS	9	▲	+28.6%	+2	
	Status	ST	7	▼	-36.4%	-4	
	Voluntary Continuing Services and Support Agreem	VA	7	▲	+600.0%	+6	
	Non-Family Abuse Protective Order	AP	5	▼	-37.5%	-3	
	Paternity	PT	4	▼	-55.6%	-5	
	Remand Custody	RC	4	▼	-63.6%	-7	
	Remand Visitation	RV	4	▼	-69.2%	-9	
	Civil Violation	CI	3	▲	-	+3	
	Felony	DF	3	▼	-40.0%	-2	
	Relief of Custody	CR	3	↔		-	
	Emancipation	EP	2	▲	+100.0%	+1	
	Show Cause	SC	2	▲	-	+2	
	Capias	CA	1	▲	-	+1	
	Temporary Detention Order	TD	1	▲	-	+1	
	Family Abuse - Protective Order	FP	0	▼	-100.0%	-2	
	Other	OT	0	▼	-100.0%	-2	
		Total		825	▼	-11.5%	-107
	GRAND TOTAL			1,468	▼	-13.3%	-226

* Compared to same time period as previous year

** Case Type Categories are defined in the 2017 Virginia Judicial Workload Assessment

The data reported reflect the case management system. The case types reported may not necessitate judicial involvement.

Filings by Major Case Category**

Category	Summary	Change	% Change	Absolute Change
Adult Criminal	321	▼	-11.1%	-40
Child Dependency	264	▲	+6.9%	+17
Child in Need of Services/Supervision	39	▼	-35.0%	-21
Custody and Visitation	434	▼	-15.9%	-82
Delinquency	23	▲		0
Juvenile Miscellaneous	9	▲	-25.0%	-3
New to Workload Study	3	▲	-	+3
Other	179	▲	-18.3%	-40
Protective Orders	77	▲	+8.5%	+6
Support	107	▼	-28.2%	-42
Traffic	12	▼	-66.7%	-24
GRAND TOTAL	1,468	▼	-13.3%	-226

* Compared to same time period as previous year

** Case Type Categories are defined in the 2017 Virginia Judicial Workload Assessment

The data reported reflect the case management system. The case types reported may not necessitate judicial involvement.

2024 Overall GRAND TOTAL		Distribution of Caseload			Change*		Percentage (%) of Caseload		
908	-217 -19.3%	Adult	425	47%	-11.1% ▼	-53	Adult	42.5%	46.8%
2024		Juvenile	483	53%	-25.3% ▼	-164	Juvenile	57.5%	53.2%
2023		GRAND TOTAL	908	100%	-19.3% ▼	-217	GRAND TOTAL	100%	100%

Filings by Division & Code

Division	Case Type Description	Code	Summary	Change	% Change	Absolute Change	
Adult	Misdemeanor	CM	91	▲	+7.1%	+6	
	Other	OT	83	▼	+1.2%	+1	
	Show Cause	SC	76	▼	-6.2%	-5	
	Civil Support	VS	68	▼	-41.4%	-48	
	Family Abuse - Protective Order	FP	40	▼	-11.1%	-5	
	Capias	CA	35	▼	-27.1%	-13	
	Felony	CF	23	▲	+76.9%	+10	
	Motion - Protective Order	MP	6	▲	+20.0%	+1	
	Non-Family Abuse Protective Order	AP	1	↔	-	-	
	Protective Order	PC	1	▲	-	+1	
	Remand Support	RS	1	▼	-50.0%	-1	
		Total		425	▼	-11.1%	-53
Juvenile	Custody Visitation	CV	330	▼	-26.3%	-118	
	Misdemeanor	DM	48	▲	+9.1%	+4	
	Permanency Planning	PH	16	▼	-60.0%	-24	
	Felony	DF	12	▲	+33.3%	+3	
	Truancy	TR	12	▲	+71.4%	+5	
	Initial Foster Care	IF	9	▼	-10.0%	-1	
	Child In Need of Services	CS	8	▼	-27.3%	-3	
	Entrustment	ET	8	↔	-	-	
	Status	ST	8	▼	-11.1%	-1	
	Foster Care Review	FC	5	▼	-54.5%	-6	
	Paternity	PT	5	▼	-16.7%	-1	
	Terminate Parental Rights	TP	5	↔	-	-	
	Traffic	T	4	▼	-76.5%	-13	
	Abuse and Neglect	AN	3	▼	-50.0%	-3	
	Child at Risk	RI	3	▲	-	+3	
	Voluntary Continuing Services and Support Agreen	VA	3	▲	-	+3	
	Motion - Protective Order	MP	1	↔	-	-	
	Other	OT	1	▲	-	-	
	Relief of Custody	CR	1	▼	-50.0%	-1	
	Show Cause	SC	1	▼	-66.7%	-2	
	Capias	CA	0	▼	-100.0%	-1	
	Civil Violation	CI	0	▼	-100.0%	-1	
	Emergency Custody Order	EC	0	▼	-100.0%	-2	
	Mental Commitment	MC	0	▼	-100.0%	-1	
	Non-Family Abuse Protective Order	AP	0	▼	-100.0%	-1	
	Qualified Residential Treatment	QR	0	▼	-100.0%	-1	
	Remand Custody	RC	0	▼	-100.0%	-1	
	Temporary Detention Order	TD	0	▼	-100.0%	-1	
		Total		483	▼	-25.3%	-164
	GRAND TOTAL			908	▼	-19.3%	-217

Filings by Major Case Category**

Category	Summary	Change	% Change	Absolute Change
Adult Criminal	186	▲	+1.1%	+2
Child Dependency	53	▲	-36.1%	-30

* Compared to same time period as previous year ** Case Type Categories are defined in the 2017 Virginia Judicial Workload Assessment

The data reported reflect the case management system. The case types reported may not necessitate judicial involvement.

Child in Need of Services/Supervision	20	▼	+5.3%	+1
Custody and Visitation	335	▼	-26.2%	-119
Delinquency	61	▼	+8.9%	+5
Juvenile Miscellaneous	8	▼	-20.0%	-2
New to Workload Study	0	▼	-100.0%	-1
Other	85	▲	-4.5%	-4
Protective Orders	48	▼	-9.4%	-5
Support	108	▼	-32.1%	-51
Traffic	4	▼	-76.5%	-13
GRAND TOTAL	908	▼	-19.3%	-217

* Compared to same time period as previous year

** Case Type Categories are defined in the 2017 Virginia Judicial Workload Assessment

The data reported reflect the case management system. The case types reported may not necessitate judicial involvement.

2024 Overall GRAND TOTAL		Distribution of Caseload			Change*		Percentage (%) of Caseload		
2,170 	+71 3.4%	Adult	1,221	56%	-2.3% ▼	-29	Adult	2023: 59.6%	2024: 56.3%
		Juvenile	949	44%	11.8% ▲	+100	Juvenile	40.4%	43.7%
GRAND TOTAL		2,170	100%	3.4% ▲	+71	GRAND TOTAL	100%	100%	

Filings by Division & Code

Division	Case Type Description	Code	Summary	Change	% Change	Absolute Change	
Adult	Show Cause	SC	396	▲	-25.0%	-132	
	Misdemeanor	CM	247	▲	+38.0%	+68	
	Other	OT	202	▼	+6.3%	+12	
	Civil Support	VS	102	▼	-28.2%	-40	
	Felony	CF	85	▲	+157.6%	+52	
	Family Abuse - Protective Order	FP	68	▼	-6.8%	-5	
	Capias	CA	61	▲	+15.1%	+8	
	Remand Support	RS	19	▲	+11.8%	+2	
	Motion - Protective Order	MP	17	▲	+41.7%	+5	
	Violation of Protective Order	PV	9	▲	+80.0%	+4	
	Bond Forfeiture	BF	8	▼	-38.5%	-5	
	Non-Family Abuse Protective Order	AP	7	▲	+40.0%	+2	
	Total			1,221	▼	-2.3%	-29
Juvenile	Custody Visitation	CV	445	▼	-2.4%	-11	
	Misdemeanor	DM	82	▲	+74.5%	+35	
	Permanency Planning	PH	60	▼	-28.6%	-24	
	Abuse and Neglect	AN	50	▲	+66.7%	+20	
	Foster Care Review	FC	46	▲	+35.3%	+12	
	Entrustment	ET	33	▲	+153.8%	+20	
	Initial Foster Care	IF	33	▲	+94.1%	+16	
	Traffic	T	33	▲	+50.0%	+11	
	Terminate Parental Rights	TP	31	▲	+342.9%	+24	
	Remand Custody	RC	24	▲	+60.0%	+9	
	Remand Visitation	RV	24	▲	+60.0%	+9	
	Motion - Protective Order	MP	17	▼	-22.7%	-5	
	Truancy	TR	15	▼	-34.8%	-8	
	Relief of Custody	CR	8	▲	+300.0%	+6	
	Status	ST	7	▼	-12.5%	-1	
	Temporary Detention Order	TD	7	▲	+133.3%	+4	
	Child In Need of Services	CS	6	▲	+100.0%	+3	
	Felony	DF	5	▼	-58.3%	-7	
	Paternity	PT	5	▼	-50.0%	-5	
	Other	OT	4	▲	+100.0%	+2	
	Voluntary Continuing Services and Support Agreen	VA	4	▼	-20.0%	-1	
	Show Cause	SC	3	▲	-50.0%	-3	
	Emergency Custody Order	EC	2	▼	-33.3%	-1	
	Mental Commitment	MC	2	▲	-	+2	
	Non-Family Abuse Protective Order	AP	2	▼	-33.3%	-1	
	Capias	CA	1	↔	-	-	
	Child at Risk	RI	0	▼	-100.0%	-1	
	Civil Violation	CI	0	▼	-100.0%	-4	
	Qualified Residential Treatment	QR	0	▼	-100.0%	-1	
	Total			949	▲	11.8%	+100
	GRAND TOTAL			2,170	▲	3.4%	+71

* Compared to same time period as previous year

** Case Type Categories are defined in the 2017 Virginia Judicial Workload Assessment

The data reported reflect the case management system. The case types reported may not necessitate judicial involvement.

Filings by Major Case Category**

Category	Summary	Change	% Change	Absolute Change
Adult Criminal	685	▲	-6.4%	-47
Child Dependency	265	▲	+36.6%	+71
Child in Need of Services/Supervision	21	▼	-32.3%	-10
Custody and Visitation	450	▼	-3.4%	-16
Delinquency	91	▲	+49.2%	+30
Juvenile Miscellaneous	7	▼	-12.5%	-1
New to Workload Study	0	▼	-100.0%	-4
Other	284	▲	+15.9%	+39
Protective Orders	111	▲	-3.5%	-4
Support	223	▲	+0.9%	+2
Traffic	33	▲	+50.0%	+11
GRAND TOTAL	2,170	▲	3.4%	+71

* Compared to same time period as previous year

** Case Type Categories are defined in the 2017 Virginia Judicial Workload Assessment

The data reported reflect the case management system. The case types reported may not necessitate judicial involvement.

2024 Overall GRAND TOTAL		Distribution of Caseload		Change*		Percentage (%) of Caseload			
2,744	-329 -10.7%	Adult	1,470	54%	-1.7% ▼	-26	Adult	48.7%	53.6%
		Juvenile	1,274	46%	-19.2% ▼	-303	Juvenile	51.3%	46.4%
		GRAND TOTAL	2,744	100%	-10.7% ▼	-329	GRAND TOTAL	100%	100%

Filings by Division & Code

Division	Case Type Description	Code	Summary	Change	% Change	Absolute Change
Adult	Misdemeanor	CM	397	▲	+21.4%	+70
	Other	OT	315	▲	-6.3%	-21
	Show Cause	SC	240	▲	-8.7%	-23
	Civil Support	VS	182	▼	-9.0%	-18
	Felony	CF	123	▼	-10.9%	-15
	Family Abuse - Protective Order	FP	89	▼	-12.7%	-13
	Capias	CA	82	▼	-12.8%	-12
	Motion - Protective Order	MP	21	▲	+5.0%	+1
	Remand Support	RS	10	↔		-
	Non-Family Abuse Protective Order	AP	8	▲	+33.3%	+2
	Restricted License for Non-Support	SL	2	▲	-	+2
	Violation Family Abuse Protective Order	PS	1	▲	-	+1
		Total		1,470	▼	-1.7%
Juvenile	Custody Visitation	CV	757	▼	-16.2%	-146
	Motion - Protective Order	MP	79	▼	-7.1%	-6
	Misdemeanor	DM	68	▼	-18.1%	-15
	Traffic	T	54	▼	-1.8%	-1
	Abuse and Neglect	AN	48	▼	-57.5%	-65
	Remand Custody	RC	36	▲	+12.5%	+4
	Foster Care Review	FC	35	▲	+94.4%	+17
	Permanency Planning	PH	34	▼	-41.4%	-24
	Terminate Parental Rights	TP	24	▲	+4.3%	+1
	Status	ST	22	▲	+57.1%	+8
	Initial Foster Care	IF	21	▼	-8.7%	-2
	Felony	DF	17	▼	-63.0%	-29
	Truancy	TR	16	▼	-5.9%	-1
	Paternity	PT	13	▼	-45.8%	-11
	Other	OT	9	▲	+28.6%	+2
	Show Cause	SC	9	▼	+50.0%	+3
	Voluntary Continuing Services and Support Agreem	VA	7	▲	+40.0%	+2
	Relief of Custody	CR	5	↔		-
	Child In Need of Services	CS	4	▼	-42.9%	-3
	Entrustment	ET	4	▼	-77.8%	-14
	Non-Family Abuse Protective Order	AP	3	▼	-76.9%	-10
	Temporary Detention Order	TD	3	▼	-70.0%	-7
	Child at Risk	RI	2	▲	-	+2
	Emergency Custody Order	EC	1	▼	-83.3%	-5
	Family Abuse - Protective Order	FP	1	↔		-
	Juvenile Support	JS	1	▲	-	+1
	Mental Commitment	MC	1	▼	-50.0%	-1
	Civil Violation	CI	0	▼	-100.0%	-1
	Protective Order	PC	0	▼	-100.0%	-1
	Qualified Residential Treatment	QR	0	▼	-100.0%	-1
	Total		1,274	▼	-19.2%	-303
	GRAND TOTAL		2,744	▼	-10.7%	-329

* Compared to same time period as previous year

** Case Type Categories are defined in the 2017 Virginia Judicial Workload Assessment

The data reported reflect the case management system. The case types reported may not necessitate judicial involvement.


Filings by Major Case Category**

Category	Summary	Change	% Change	Absolute Change
Adult Criminal	754	▲	+0.7%	+5
Child Dependency	180	▲	-31.8%	-84
Child in Need of Services/Supervision	20	▼	-20.0%	-5
Custody and Visitation	770	▼	-16.9%	-157
Delinquency	94	▼	-30.4%	-41
Juvenile Miscellaneous	22	▲	+57.1%	+8
New to Workload Study	0	▼	-100.0%	-1
Other	375	▼	-6.9%	-28
Protective Orders	201	▼	-11.5%	-26
Support	274	▲	+0.4%	+1
Traffic	54	▼	-1.8%	-1
GRAND TOTAL	2,744	▼	-10.7%	-329

* Compared to same time period as previous year

** Case Type Categories are defined in the 2017 Virginia Judicial Workload Assessment

The data reported reflect the case management system. The case types reported may not necessitate judicial involvement.

2024 Overall GRAND TOTAL		Distribution of Caseload			Change*		Percentage (%) of Caseload		
1,514 -93 -5.8% 		Adult	754	50%	-2.2% ▼	-17	Adult	48.0%	49.8%
		Juvenile	760	50%	-9.1% ▼	-76	Juvenile	52.0%	50.2%
		GRAND TOTAL	1,514	100%	-5.8% ▼	-93	GRAND TOTAL	100%	100%

Filings by Division & Code

Division	Case Type Description	Code	Summary	Change	% Change	Absolute Change
Adult	Other	OT	176	▲	+10.0%	+16
	Misdemeanor	CM	147	▼	-23.8%	-46
	Show Cause	SC	144	▼	-5.9%	-9
	Civil Support	VS	84	↔		-
	Capias	CA	65	▲	+58.5%	+24
	Family Abuse - Protective Order	FP	61	▼	-19.7%	-15
	Felony	CF	29	▲	+38.1%	+8
	Remand Support	RS	20	▲	+17.6%	+3
	Non-Family Abuse Protective Order	AP	15	▲	+50.0%	+5
	Motion - Protective Order	MP	10	▼	-9.1%	-1
	Protective Order	PC	1	↔		-
	Restricted License for Non-Support	SL	1	▼	-50.0%	-1
	Return of Desposit (Bondsman)	RD	1	▲	-	+1
	Bond Forfeiture	BF	0	▼	-100.0%	-2
	Total		754	▼	-2.2%	-17
Juvenile	Custody Visitation	CV	316	▼	-20.4%	-81
	Permanency Planning	PH	60	▼	-9.1%	-6
	Traffic	T	57	▲	+11.8%	+6
	Foster Care Review	FC	54	▲	+50.0%	+18
	Abuse and Neglect	AN	52	▼	-13.3%	-8
	Misdemeanor	DM	47	▼	-6.0%	-3
	Remand Custody	RC	32	▲	+14.3%	+4
	Initial Foster Care	IF	29	▲	+7.4%	+2
	Terminate Parental Rights	TP	23	▼	-42.5%	-17
	Truancy	TR	20	▼	-9.1%	-2
	Remand Visitation	RV	12	▲	+50.0%	+4
	Felony	DF	8	▼	-42.9%	-6
	Show Cause	SC	8	▲	+100.0%	+4
	Non-Family Abuse Protective Order	AP	7	▲	+250.0%	+5
	Paternity	PT	7	▲	+75.0%	+3
	Relief of Custody	CR	5	▲	+150.0%	+3
	Entrustment	ET	4	▲	-	+4
	Other	OT	4	▲	+33.3%	+1
	Child In Need of Services	CS	3	▼	-25.0%	-1
	Status	ST	3	▲	-62.5%	-5
	Voluntary Continuing Services and Support Agree	VA	3	▲	-	+3
	Emergency Custody Order	EC	2	↔		-
	Restoration of Parental Rights	RR	2	▲	-	+2
	Emancipation	EP	1	▲	-	+1
	Temporary Detention Order	TD	1	▼	-50.0%	-1
	Capias	CA	0	▼	-100.0%	-1
	Child at Risk	RI	0	▼	-100.0%	-1
	Civil Violation	CI	0	▼	-100.0%	-1
	Family Abuse - Protective Order	FP	0	▼	-100.0%	-1
	Qualified Residential Treatment	QR	0	▼	-100.0%	-2
		Total		760	▼	-9.1%
	GRAND TOTAL		1,514	▼	-5.8%	-93

* Compared to same time period as previous year

** Case Type Categories are defined in the 2017 Virginia Judicial Workload Assessment

The data reported reflect the case management system. The case types reported may not necessitate judicial involvement.

Filings by Major Case Category**

Category	Summary	Change	% Change	Absolute Change
Adult Criminal	277	▼	-16.3%	-54
Child Dependency	230	▲	-1.7%	-4
Child in Need of Services/Supervision	27	▲	+3.8%	+1
Custody and Visitation	323	▲	-19.5%	-78
Delinquency	59	▼	-14.5%	-10
Juvenile Miscellaneous	4	▲	-50.0%	-4
New to Workload Study	0	▼	-100.0%	-1
Other	250	▲	+13.6%	+30
Protective Orders	93	▲	-7.0%	-7
Support	194	▲	+16.9%	+28
Traffic	57	▲	+11.8%	+6
GRAND TOTAL	1,514	▼	-5.8%	-93

* Compared to same time period as previous year

** Case Type Categories are defined in the 2017 Virginia Judicial Workload Assessment

The data reported reflect the case management system. The case types reported may not necessitate judicial involvement.

2024 Overall GRAND TOTAL		Distribution of Caseload		Change*		Percentage (%) of Caseload			
1,267 +2 0.2% 		Adult	498	39%	-5.9% ▼	-31	Adult	41.8%	39.3%
		Juvenile	769	61%	4.5% ▲	+33	Juvenile	58.2%	60.7%
		GRAND TOTAL	1,267	100%	0.2% ▲	+2	GRAND TOTAL	100%	100%

Filings by Division & Code

Division	Case Type Description	Code	Summary	Change	% Change	Absolute Change
Adult	Other	OT	111	▲	+35.4%	+29
	Misdemeanor	CM	96	▼	-36.8%	-56
	Show Cause	SC	79	▲	+31.7%	+19
	Civil Support	VS	73	▲	+82.5%	+33
	Felony	CF	48	▼	-34.2%	-25
	Family Abuse - Protective Order	FP	37	▼	-21.3%	-10
	Capias	CA	32	▼	-20.0%	-8
	Remand Support	RS	10	▼	-41.2%	-7
	Motion - Protective Order	MP	9	▼	-10.0%	-1
	Non-Family Abuse Protective Order	AP	3	▼	-57.1%	-4
	Restricted License for Non-Support	SL	0	▼	-100.0%	-1
	Total		498	▼	-5.9%	-31
Juvenile	Custody Visitation	CV	303	▼	-1.3%	-4
	Misdemeanor	DM	155	▲	+59.8%	+58
	Traffic	T	85	▲	+41.7%	+25
	Permanency Planning	PH	35	▼	-5.4%	-2
	Foster Care Review	FC	28	▼	-3.4%	-1
	Terminate Parental Rights	TP	24	▲	+100.0%	+12
	Truancy	TR	23	▲	+35.3%	+6
	Remand Custody	RC	20	▼	-28.6%	-8
	Remand Visitation	RV	20	▼	-28.6%	-8
	Abuse and Neglect	AN	15	▼	-40.0%	-10
	Initial Foster Care	IF	13	▼	-43.5%	-10
	Felony	DF	12	▼	-63.6%	-21
	Paternity	PT	11	▲	+266.7%	+8
	Child In Need of Services	CS	9	▼	-25.0%	-3
	Entrustment	ET	4	▲	-	+4
	Voluntary Continuing Services and Support Agree	VA	4	▲	+33.3%	+1
	Capias	CA	2	▲	-	-
	Non-Family Abuse Protective Order	AP	2	▼	-33.3%	-1
	Civil Violation	CI	1	▼	-50.0%	-1
	Emergency Custody Order	EC	1	↔	-	-
	Show Cause	SC	1	↔	-	-
	Temporary Detention Order	TD	1	↔	-	-
	Other	OT	0	▼	-100.0%	-2
	Relief of Custody	CR	0	▼	-100.0%	-3
	Status	ST	0	▼	-100.0%	-7
		Total		769	▲	4.5%
GRAND TOTAL			1,267	▲	0.2%	+2

Filings by Major Case Category**

Category	Summary	Change	% Change	Absolute Change
Adult Criminal	210	▼	-29.8%	-89
Child Dependency	123	▲	-6.8%	-9
Child in Need of Services/Supervision	32	▲	+10.3%	+3
Custody and Visitation	315	▲	+1.6%	+5
Delinquency	169	▼	+27.1%	+36

* Compared to same time period as previous year

** Case Type Categories are defined in the 2017 Virginia Judicial Workload Assessment

The data reported reflect the case management system. The case types reported may not necessitate judicial involvement.

CPSS - JCMS CASELOAD STATISTICS OF THE JUVENILE & DOMESTIC RELATIONS DISTRICT COURTS
 January 2024 thru November 2024 Filings (Compared to January 2023 thru November 2023)

Scott

District: 30 FIPS: 169

Juvenile Miscellaneous	0	▼	-100.0%	-7
New to Workload Study	1	▼	-50.0%	-1
Other	163	▲	+2.5%	+4
Protective Orders	51	▼	-23.9%	-16
Support	118	▲	+76.1%	+51
Traffic	85	▲	+41.7%	+25
GRAND TOTAL	1,267	▲	0.2%	+2

* Compared to same time period as previous year

** Case Type Categories are defined in the 2017 Virginia Judicial Workload Assessment

The data reported reflect the case management system. The case types reported may not necessitate judicial involvement.

2024 Overall GRAND TOTAL		Distribution of Caseload			Change*		Percentage (%) of Caseload		
3,461 +206 6.3% 	2024 2023	Adult	1,728	50%	11.6% ▲	+180	Adult	47.6%	49.9%
		Juvenile	1,733	50%	1.5% ▲	+26	Juvenile	52.4%	50.1%
GRAND TOTAL		3,461	100%	6.3% ▲	+206	GRAND TOTAL	100%	100%	

Filings by Division & Code

Division	Case Type Description	Code	Summary	Change	% Change	Absolute Change
Adult	Misdemeanor	CM	401	▼	-1.5%	-6
	Other	OT	364	▲	-1.6%	-6
	Show Cause	SC	292	▲	+42.4%	+87
	Civil Support	VS	220	▲	+17.6%	+33
	Family Abuse - Protective Order	FP	175	▲	+31.6%	+42
	Felony	CF	146	▲	+44.6%	+45
	Capias	CA	84	▲	+1.2%	+1
	Motion - Protective Order	MP	22	▼	-29.0%	-9
	Non-Family Abuse Protective Order	AP	20	▼	-20.0%	-5
	Remand Support	RS	3	↔		-
	Restricted License for Non-Support	SL	1	▼	-50.0%	-1
	Protective Order	PC	0	▼	-100.0%	-1
		Total		1,728	▲	11.6%
Juvenile	Custody Visitation	CV	1,096	▲	+0.6%	+6
	Misdemeanor	DM	134	▼	-4.3%	-6
	Foster Care Review	FC	59	▼	-13.2%	-9
	Permanency Planning	PH	56	▲	+24.4%	+11
	Abuse and Neglect	AN	55	▼	-11.3%	-7
	Terminate Parental Rights	TP	49	▲	+36.1%	+13
	Truancy	TR	49	▲	+32.4%	+12
	Felony	DF	37	▲	+184.6%	+24
	Initial Foster Care	IF	37	▼	-26.0%	-13
	Non-Family Abuse Protective Order	AP	34	▲	+277.8%	+25
	Traffic	T	32	▼	-23.8%	-10
	Entrustment	ET	19	▲	+72.7%	+8
	Child at Risk	RI	17	▼	-54.1%	-20
	Relief of Custody	CR	15	▲	+114.3%	+8
	Other	OT	12	▲	+1,100.0%	+11
	Status	ST	8	▼	-80.0%	-32
	Child In Need of Services	CS	5	▲	+25.0%	+1
	Show Cause	SC	5	▲		-
	Voluntary Continuing Services and Support Agree	VA	5	▼	-28.6%	-2
	Capias	CA	3	▲	+200.0%	+2
	Family Abuse - Protective Order	FP	2	▲		+2
	Civil Violation	CI	1	▲		+1
	Motion - Protective Order	MP	1	▲		+1
	Paternity	PT	1	▲		+1
	Remand Visitation	RV	1	▲		+1
	Emancipation	EP	0	▼	-100.0%	-2
		Total		1,733	▲	1.5%
GRAND TOTAL			3,461	▲	6.3%	+206

Filings by Major Case Category**

Category	Summary	Change	% Change	Absolute Change
Adult Criminal	773	▼	+7.2%	+52
Child Dependency	312	▲	-3.4%	-11
Child in Need of Services/Supervision	56	▲	+36.6%	+15

* Compared to same time period as previous year

** Case Type Categories are defined in the 2017 Virginia Judicial Workload Assessment

The data reported reflect the case management system. The case types reported may not necessitate judicial involvement.

CPSS - JCMS CASELOAD STATISTICS OF THE JUVENILE & DOMESTIC RELATIONS DISTRICT COURTS
 January 2024 thru November 2024 Filings (Compared to January 2023 thru November 2023)

Custody and Visitation	1,097	▲	+0.6%	+7
Delinquency	177	▲	+11.3%	+18
Juvenile Miscellaneous	8	▼	-81.0%	-34
New to Workload Study	1	▲	-	+1
Other	380	▲	+1.6%	+6
Protective Orders	254	▲	+28.3%	+56
Support	371	▲	+40.0%	+106
Traffic	32	▼	-23.8%	-10
GRAND TOTAL	3,461	▲	6.3%	+206

* Compared to same time period as previous year

** Case Type Categories are defined in the 2017 Virginia Judicial Workload Assessment

The data reported reflect the case management system. The case types reported may not necessitate judicial involvement.

2024 Overall GRAND TOTAL		Distribution of Caseload			Change*		Percentage (%) of Caseload		
17,245	+281 1.7%	Adult	8,872	51%	1.2% ▲	+101	Adult	51.7%	51.4%
2024		Juvenile	8,373	49%	2.2% ▲	+180	Juvenile	48.3%	48.6%
2023		GRAND TOTAL	17,245	100%	1.7% ▲	+281	GRAND TOTAL	100%	100%

Filings by Division & Code

Division	Case Type Description	Code	Summary	Change	% Change	Absolute Change
Adult	Misdemeanor	CM	2,407	▲	+3.1%	+72
	Other	OT	1,663	▼	-7.7%	-139
	Civil Support	VS	1,394	▲	+0.4%	+5
	Show Cause	SC	1,209	▲	+11.2%	+122
	Felony	CF	730	▼	-5.4%	-42
	Capias	CA	640	▼	+5.6%	+34
	Family Abuse - Protective Order	FP	630	▲	+7.1%	+42
	Remand Support	RS	55	▼	-1.8%	-1
	Motion - Protective Order	MP	44	▼	-22.8%	-13
	Non-Family Abuse Protective Order	AP	44	▲	+46.7%	+14
	Violation of Protective Order	PV	33	▲	+6.5%	+2
	Protective Order	PC	18	▲	+100.0%	+9
	Restricted License for Non-Support	SL	5	▲	+25.0%	+1
	Bond Forfeiture	BF	0	▼	-100.0%	-2
	Criminal Support	CS	0	▼	-100.0%	-2
Violation Family Abuse Protective Order	PS	0	▼	-100.0%	-1	
	Total		8,872	▲	1.2%	+101
Juvenile	Custody Visitation	CV	4,225	▼	-3.7%	-161
	Misdemeanor	DM	1,631	▲	+21.5%	+289
	Traffic	T	936	▲	+17.3%	+138
	Felony	DF	450	▼	-11.9%	-61
	Abuse and Neglect	AN	149	▲	+29.6%	+34
	Status	ST	130	▼	+34.0%	+33
	Motion - Protective Order	MP	119	▼	-25.2%	-40
	Remand Custody	RC	93	▼	-3.1%	-3
	Truancy	TR	93	▼	-37.2%	-55
	Remand Visitation	RV	90	▼	-5.3%	-5
	Non-Family Abuse Protective Order	AP	85	▲	+142.9%	+50
	Permanency Planning	PH	77	▲	+8.5%	+6
	Paternity	PT	73	▼	-16.1%	-14
	Foster Care Review	FC	61	▼	-6.2%	-4
	Child In Need of Services	CS	54	▼	-3.6%	-2
	Initial Foster Care	IF	36	▼	-7.7%	-3
	Terminate Parental Rights	TP	28	▼	-26.3%	-10
	Voluntary Continuing Services and Support Agreem	VA	11	▼	-8.3%	-1
	Family Abuse - Protective Order	FP	5	▲	+150.0%	+3
	Other	OT	5	▲	-61.5%	-8
	Show Cause	SC	4	▲	-	+4
	Violation Family Abuse Protective Order	PS	4	▲	-	+4
	Mental Commitment	MC	3	▼	-62.5%	-5
	Temporary Detention Order	TD	3	▼	-62.5%	-5
	Capias	CA	2	↔	-	-
	Child at Risk	RI	2	▲	+100.0%	+1
	Emancipation	EP	2	▲	+100.0%	+1
	Emergency Custody Order	EC	1	▲	-	+1
	Juvenile Support	JS	1	▲	-	+1
	Civil Violation	CI	0	▼	-100.0%	-2
	Entrustment	ET	0	▼	-100.0%	-3
	Qualified Residential Treatment	QR	0	▼	-100.0%	-2
	Relief of Custody	CR	0	▼	-100.0%	-1
	Total		8,373	▲	2.2%	+180

* Compared to same time period as previous year ** Case Type Categories are defined in the 2017 Virginia Judicial Workload Assessment

The data reported reflect the case management system. The case types reported may not necessitate judicial involvement.

	Summary	Change	% Change	Absolute Change
GRAND TOTAL	17,245	▲	1.7%	+281

Filings by Major Case Category**

Category	Summary	Change	% Change	Absolute Change
Adult Criminal	4,686	▼	+3.3%	+149
Child Dependency	364	▼	+4.9%	+17
Child in Need of Services/Supervision	151	▲	-26.0%	-53
Custody and Visitation	4,298	▼	-3.9%	-175
Delinquency	2,087	▲	+12.5%	+232
Juvenile Miscellaneous	133	▲	+35.7%	+35
New to Workload Study	0	▼	-100.0%	-2
Other	1,912	▲	-8.0%	-166
Protective Orders	927	▲	+6.4%	+56
Support	1,751	▲	+2.9%	+50
Traffic	936	▲	+17.3%	+138
GRAND TOTAL	17,245	▲	1.7%	+281

* Compared to same time period as previous year

** Case Type Categories are defined in the 2017 Virginia Judicial Workload Assessment

The data reported reflect the case management system. The case types reported may not necessitate judicial involvement.

2024 Overall GRAND TOTAL		Distribution of Caseload		Change*		Percentage (%) of Caseload		
1,402	+79 6.0%	Adult	663 47%	-4.6% ▼	-32	Adult	2023 52.5%	2024 47.3%
2024		Juvenile	739 53%	17.7% ▲	+111	Juvenile	47.5%	52.7%
2023		GRAND TOTAL	1,402 100%	6.0% ▲	+79	GRAND TOTAL	100%	100%

Filings by Division & Code

Division	Case Type Description	Code	Summary	Change	% Change	Absolute Change
Adult	Misdemeanor	CM	168	▼	-7.2%	-13
	Other	OT	129	▼	-8.5%	-12
	Civil Support	VS	111	▼	-0.9%	-1
	Show Cause	SC	109	▲	-0.9%	-1
	Felony	CF	59	▲	+47.5%	+19
	Family Abuse - Protective Order	FP	53	▲	+3.9%	+2
	Capias	CA	26	▼	-42.2%	-19
	Non-Family Abuse Protective Order	AP	4	▼	-69.2%	-9
	Remand Support	RS	3	▲	-	+3
	Motion - Protective Order	MP	1	▼	-50.0%	-1
	Total		663	▼	-4.6%	-32
Juvenile	Custody Visitation	CV	455	▲	+31.5%	+109
	Misdemeanor	DM	83	▲	+6.4%	+5
	Traffic	T	59	▲	+55.3%	+21
	Felony	DF	25	▲	+19.0%	+4
	Abuse and Neglect	AN	12	▼	-40.0%	-8
	Permanency Planning	PH	12	▲	+140.0%	+7
	Other	OT	11	▲	+266.7%	+8
	Foster Care Review	FC	10	▲	+66.7%	+4
	Terminate Parental Rights	TP	10	▲	+233.3%	+7
	Truancy	TR	10	▲	+233.3%	+7
	Paternity	PT	8	▲	+60.0%	+3
	Remand Visitation	RV	8	▲	+100.0%	+4
	Remand Custody	RC	7	▲	+75.0%	+3
	Status	ST	7	▼	-88.1%	-52
	Temporary Detention Order	TD	6	▼	-14.3%	-1
	Initial Foster Care	IF	4	▼	-50.0%	-4
	Emergency Custody Order	EC	2	▲	-	+2
	Family Abuse - Protective Order	FP	2	▲	-	+2
	Non-Family Abuse Protective Order	AP	2	▼	-60.0%	-3
	Relief of Custody	CR	2	▼	-33.3%	-1
	Special Immigrant Juvenile Status	SI	2	▼	-60.0%	-3
	Show Cause	SC	1	▲	-50.0%	-1
	Voluntary Continuing Services and Support Agreen	VA	1	↔	-	-
	Child In Need of Services	CS	0	▼	-100.0%	-1
	Emancipation	EP	0	▼	-100.0%	-1
		Total		739	▲	17.7%
GRAND TOTAL			1,402	▲	6.0%	+79

Filings by Major Case Category**

Category	Summary	Change	% Change	Absolute Change
Adult Criminal	322	▼	-6.7%	-23
Child Dependency	51	▲	+10.9%	+5
Child in Need of Services/Supervision	11	▲	+175.0%	+7
Custody and Visitation	463	▲	+31.9%	+112
Delinquency	108	▼	+6.9%	+7
Juvenile Miscellaneous	7	▼	-88.3%	-53

* Compared to same time period as previous year ** Case Type Categories are defined in the 2017 Virginia Judicial Workload Assessment

The data reported reflect the case management system. The case types reported may not necessitate judicial involvement.

CPSS - JCMS CASELOAD STATISTICS OF THE JUVENILE & DOMESTIC RELATIONS DISTRICT COURTS
 January 2024 thru November 2024 Filings (Compared to January 2023 thru November 2023)

New to Workload Study	2	▼	-60.0%	-3
Other	166	▲	+4.4%	+7
Protective Orders	62	▲	-12.7%	-9
Support	151	▲	+5.6%	+8
Traffic	59	▲	+55.3%	+21
GRAND TOTAL	1,402	▲	6.0%	+79

* Compared to same time period as previous year

** Case Type Categories are defined in the 2017 Virginia Judicial Workload Assessment

The data reported reflect the case management system. The case types reported may not necessitate judicial involvement.

2024 Overall GRAND TOTAL		Distribution of Caseload		Change*		Percentage (%) of Caseload			
634 	+45 7.6%	Adult	304	48%	10.5% ▲	+29	Adult	46.7%	47.9%
		Juvenile	330	52%	5.1% ▲	+16	Juvenile	53.3%	52.1%
		GRAND TOTAL	634	100%	7.6% ▲	+45	GRAND TOTAL	100%	100%

Filings by Division & Code

Division	Case Type Description	Code	Summary	Change	% Change	Absolute Change
Adult	Misdemeanor	CM	90	▲	+25.0%	+18
	Other	OT	71	▲	+7.6%	+5
	Civil Support	VS	47	↔		-
	Show Cause	SC	44	▲	+37.5%	+12
	Felony	CF	22	▲	+15.8%	+3
	Family Abuse - Protective Order	FP	21	▲	+40.0%	+6
	Capias	CA	7	▼	-36.4%	-4
	Motion - Protective Order	MP	1	▼	-75.0%	-3
	Remand Support	RS	1	▼	-75.0%	-3
	Non-Family Abuse Protective Order	AP	0	▼	-100.0%	-5
	Total		304	▲	10.5%	+29
Juvenile	Custody Visitation	CV	162	▲	+20.9%	+28
	Misdemeanor	DM	70	↔		-
	Traffic	T	42	▲	+2.4%	+1
	Abuse and Neglect	AN	14	▲	+366.7%	+11
	Felony	DF	7	▼	-22.2%	-2
	Truancy	TR	7	▼	-50.0%	-7
	Child In Need of Services	CS	6	▲	-	+6
	Remand Custody	RC	5	▼	-28.6%	-2
	Remand Visitation	RV	5	▼	-28.6%	-2
	Status	ST	3	▼	-57.1%	-4
	Foster Care Review	FC	2	▼	-77.8%	-7
	Initial Foster Care	IF	2	↔		-
	Paternity	PT	2	▼	-60.0%	-3
	Mental Commitment	MC	1	▲	-	+1
	Special Immigrant Juvenile Status	SI	1	▲	-	+1
	Temporary Detention Order	TD	1	▼	-50.0%	-1
	Family Abuse - Protective Order	FP	0	▼	-100.0%	-1
	Other	OT	0	▼	-100.0%	-3
	Total		330	▲	5.1%	+16
	GRAND TOTAL		634	▲	7.6%	+45

Filings by Major Case Category**

Category	Summary	Change	% Change	Absolute Change
Adult Criminal	146	▲	+15.0%	+19
Child Dependency	18	▲	+28.6%	+4
Child in Need of Services/Supervision	13	▲	-7.1%	-1
Custody and Visitation	164	▼	+18.0%	+25
Delinquency	77	▼	-2.5%	-2
Juvenile Miscellaneous	3	▼	-57.1%	-4
New to Workload Study	1	▲	-	+1
Other	84	▲	-5.6%	-5
Protective Orders	22	▼	-12.0%	-3
Support	64	▲	+18.5%	+10
Traffic	42	▲	+2.4%	+1

* Compared to same time period as previous year ** Case Type Categories are defined in the 2017 Virginia Judicial Workload Assessment

The data reported reflect the case management system. The case types reported may not necessitate judicial involvement.

GRAND TOTAL

634

▲

7.6%

+45

* Compared to same time period as previous year

** Case Type Categories are defined in the 2017 Virginia Judicial Workload Assessment

The data reported reflect the case management system. The case types reported may not necessitate judicial involvement.