


2024 Overall GRAND TOTAL		Distribution of Caseload			Change*		Percentage (%) of Caseload		
184,353 -465 -0.3% 		Adult	93,225	51%	0.5% ▲	+451	Adult	50.2%	50.6%
		Juvenile	91,128	49%	-1.0% ▼	-916	Juvenile	49.8%	49.4%
		GRAND TOTAL	184,353	100%	-0.3% ▼	-465	GRAND TOTAL	100%	100%

Filings by Division & Code

Division	Case Type Description	Code	Summary	Change	% Change	Absolute Change
Adult	Misdemeanor	CM	21,037	▲	+1.0%	+203
	Civil Support	VS	17,402	▲	+1.1%	+187
	Other	OT	16,152	▼	-6.5%	-1,126
	Show Cause	SC	15,911	▲	+6.7%	+999
	Felony	CF	6,979	▲	+9.2%	+586
	Family Abuse - Protective Order	FP	6,972	▼	-0.9%	-66
	Capias	CA	4,962	▼	-9.5%	-518
	Remand Support	RS	1,555	▲	+15.6%	+210
	Motion - Protective Order	MP	969	▲	+1.9%	+18
	Non-Family Abuse Protective Order	AP	612	▼	-3.6%	-23
	Violation of Protective Order	PV	420	▼	-10.1%	-47
	Protective Order	PC	87	▲	+33.8%	+22
	Restricted License for Non-Support	SL	70	▲	+2.9%	+2
	Bond Forfeiture	BF	40	▼	-9.1%	-4
	Violation Family Abuse Protective Order	PS	37	▲	+15.6%	+5
	Criminal Support	CS	11	▼	-15.4%	-2
	Emergency Custody Order	EC	6	▲	-	+6
	Emergency Substantial Risk Order	SR	1	▼	-75.0%	-3
	Mental Commitment	MC	1	▲	-	+1
Return of Desposit (Bondsman)	RD	1	▲	-	+1	
	Total		93,225	▲	0.5%	+451
Juvenile	Custody Visitation	CV	49,910	▼	-3.4%	-1,758
	Misdemeanor	DM	9,724	▲	+6.3%	+578
	Traffic	T	4,290	▼	-6.7%	-306
	Felony	DF	3,300	▼	-6.4%	-227
	Status	ST	2,387	▼	-11.8%	-319
	Abuse and Neglect	AN	2,262	▲	+0.8%	+18
	Remand Custody	RC	2,135	▲	+7.0%	+140
	Remand Visitation	RV	1,945	▲	+15.2%	+256
	Permanency Planning	PH	1,820	▲	+8.5%	+143
	Foster Care Review	FC	1,684	▲	+3.1%	+50
	Truancy	TR	1,554	▲	+8.4%	+121
	Paternity	PT	1,540	▼	-5.5%	-89
	Initial Foster Care	IF	916	▲	+10.6%	+88
	Terminate Parental Rights	TP	889	▲	+15.8%	+121
	Non-Family Abuse Protective Order	AP	863	▲	+7.5%	+60
	Motion - Protective Order	MP	833	▲	+11.5%	+86
	Show Cause	SC	705	▲	+0.3%	+2
	Child In Need of Services	CS	654	▲	+4.6%	+29
	Temporary Detention Order	TD	631	▼	-18.8%	-146
	Special Immigrant Juvenile Status	SI	615	▲	+61.8%	+235
	Civil Violation	CI	432	▲	+24.1%	+84
	Mental Commitment	MC	407	▼	-12.5%	-58
	Other	OT	303	▲	+12.2%	+33
	Emergency Custody Order	EC	296	▼	-26.0%	-104
	Voluntary Continuing Services and Support Agree	VA	270	▲	+22.7%	+50
	Relief of Custody	CR	177	▲	+14.2%	+22
	Entrustment	ET	171	▲	+67.6%	+69
	Capias	CA	146	▼	-0.7%	-1
	Child at Risk	RI	132	▲	+11.9%	+14
	Family Abuse - Protective Order	FP	90	▲	+57.9%	+33
	Emancipation	EP	22	▼	-12.0%	-3
	Restoration of Parental Rights	RR	8	▲	+300.0%	+6

* Compared to same time period as previous year

** Case Type Categories are defined in the 2017 Virginia Judicial Workload Assessment

			Summary	Change	% Change	Absolute Change
Juvenile	Juvenile Support	JS	6	▼	-14.3%	-1
	Violation Family Abuse Protective Order	PS	4	▲	+300.0%	+3
	Protective Order	PC	2	▼	-50.0%	-2
	Qualified Residential Treatment	QR	2	▼	-98.6%	-143
	Restricted Operators License	RL	2	▲	-	+2
	Violation of Protective Order	PV	1	▼	-66.7%	-2
	Total		91,128	▼	-1.0%	-916
GRAND TOTAL			184,353	▼	-0.3%	-465

Filings by Major Case Category**

Category	Summary	Change	% Change	Absolute Change
Adult Criminal	43,391	▲	+1.2%	+512
Child Dependency	8,323	▲	+5.5%	+432
Child in Need of Services/Supervision	2,292	▲	+7.5%	+160
Custody and Visitation	51,458	▼	-3.5%	-1,847
Delinquency	13,790	▲	+2.5%	+341
Juvenile Miscellaneous	2,416	▲	-11.6%	-316
New to Workload Study	1,048	▲	+43.2%	+316
Other	23,433	▲	-3.2%	-787
Protective Orders	10,339	▲	+1.1%	+108
Support	23,571	▼	+4.1%	+920
Traffic	4,292	▲	-6.6%	-304
GRAND TOTAL	184,353	▼	-0.3%	-465

* Compared to same time period as previous year
 7/10/2024 3:04:11PM

** Case Type Categories are defined in the 2017 Virginia Judicial Workload Assessment
 Source: SCV-SQL-Information

2024 Overall GRAND TOTAL		Distribution of Caseload		Change*		Percentage (%) of Caseload			
6,492	-275 -4.1%	Adult	3,570	55%	3.4% ▲	+118	Adult	51.0%	55.0%
		Juvenile	2,922	45%	-11.9% ▼	-393	Juvenile	49.0%	45.0%
		GRAND TOTAL	6,492	100%	-4.1% ▼	-275	GRAND TOTAL	100%	100%

Filings by Division & Code

Division	Case Type Description	Code	Summary	Change	% Change	Absolute Change
Adult	Misdemeanor	CM	813	▲	+9.1%	+68
	Show Cause	SC	693	▼	-6.6%	-49
	Civil Support	VS	606	▼	-13.1%	-91
	Other	OT	532	▲	+21.5%	+94
	Remand Support	RS	234	▲	+33.7%	+59
	Family Abuse - Protective Order	FP	212	▼	-6.2%	-14
	Felony	CF	180	▲	+5.9%	+10
	Capias	CA	174	▲	+1.8%	+3
	Non-Family Abuse Protective Order	AP	78	▲	+52.9%	+27
	Motion - Protective Order	MP	30	▲	+20.0%	+5
	Violation Family Abuse Protective Order	PS	12	▲	-	+12
	Violation of Protective Order	PV	4	▼	-63.6%	-7
	Restricted License for Non-Support	SL	2	▲	-	+2
	Protective Order	PC	0	▼	-100.0%	-1
	Total		3,570	▲	3.4%	+118
Juvenile	Custody Visitation	CV	1,975	▼	-16.6%	-394
	Misdemeanor	DM	177	▲	+14.2%	+22
	Remand Custody	RC	173	▲	+7.5%	+12
	Felony	DF	114	▼	-19.7%	-28
	Remand Visitation	RV	102	↔	-	-
	Truancy	TR	60	▲	+114.3%	+32
	Traffic	T	58	▲	+41.5%	+17
	Non-Family Abuse Protective Order	AP	54	▼	-22.9%	-16
	Paternity	PT	41	▼	-37.9%	-25
	Other	OT	31	▲	+82.4%	+14
	Show Cause	SC	19	▼	-17.4%	-4
	Abuse and Neglect	AN	16	▲	+128.6%	+9
	Foster Care Review	FC	15	▲	+50.0%	+5
	Permanency Planning	PH	14	▼	-36.4%	-8
	Status	ST	12	▲	+100.0%	+6
	Mental Commitment	MC	8	▼	-11.1%	-1
	Relief of Custody	CR	8	▲	+166.7%	+5
	Child In Need of Services	CS	7	▼	-22.2%	-2
	Motion - Protective Order	MP	7	▲	+75.0%	+3
	Temporary Detention Order	TD	7	▼	-56.3%	-9
	Emergency Custody Order	EC	6	▼	-71.4%	-15
	Initial Foster Care	IF	4	▼	-50.0%	-4
	Special Immigrant Juvenile Status	SI	4	▲	+100.0%	+2
	Voluntary Continuing Services and Support Agreem	VA	3	▲	+200.0%	+2
	Civil Violation	CI	2	▼	-33.3%	-1
	Entrustment	ET	2	▲	-	+2
	Terminate Parental Rights	TP	2	▼	-86.7%	-13
	Violation Family Abuse Protective Order	PS	1	▲	-	+1
	Capias	CA	0	▼	-100.0%	-1
	Family Abuse - Protective Order	FP	0	▼	-100.0%	-4
		Total		2,922	▼	-11.9%
	GRAND TOTAL		6,492	▼	-4.1%	-275

* Compared to same time period as previous year

** Case Type Categories are defined in the 2017 Virginia Judicial Workload Assessment

Filings by Major Case Category**

Category	Summary	Change	% Change	Absolute Change
Adult Criminal	1,676	▲	+2.9%	+47
Child Dependency	64	▲	-3.0%	-2
Child in Need of Services/Supervision	68	▲	+65.9%	+27
Custody and Visitation	2,016	▼	-17.2%	-420
Delinquency	310	▲	-1.9%	-6
Juvenile Miscellaneous	12	▲	+100.0%	+6
New to Workload Study	6	▲	+20.0%	+1
Other	1,093	▲	+16.4%	+154
Protective Orders	381	▲	+0.3%	+1
Support	808	▲	-11.0%	-100
Traffic	58	▲	+41.5%	+17
GRAND TOTAL	6,492	▼	-4.1%	-275

* Compared to same time period as previous year
 7/10/2024 3:04:11PM

** Case Type Categories are defined in the 2017 Virginia Judicial Workload Assessment
 Source: SCV-SQL-Information

2024 Overall GRAND TOTAL		Distribution of Caseload			Change*		Percentage (%) of Caseload		
12,166 +1,502 14.1% 	Adult	5,867	48%	7.9% ▲	+430	Adult	2023: 51.0%	2024: 48.2%	
	Juvenile	6,299	52%	20.5% ▲	+1,072	Juvenile	49.0%	51.8%	
GRAND TOTAL		12,166	100%	14.1% ▲	+1,502	GRAND TOTAL	100%	100%	

Filings by Division & Code

Division	Case Type Description	Code	Summary	Change	% Change	Absolute Change
Adult	Civil Support	VS	1,176	▼	-11.0%	-145
	Misdemeanor	CM	1,145	▲	+6.2%	+67
	Show Cause	SC	1,075	▲	+28.3%	+237
	Other	OT	917	▼	-10.4%	-106
	Remand Support	RS	502	▲	+230.3%	+350
	Family Abuse - Protective Order	FP	374	▼	-6.7%	-27
	Felony	CF	332	▲	+33.9%	+84
	Capias	CA	239	▲	-20.3%	-61
	Motion - Protective Order	MP	60	▲	+42.9%	+18
	Non-Family Abuse Protective Order	AP	22	↔	-	-
	Violation of Protective Order	PV	14	▲	+250.0%	+10
	Bond Forfeiture	BF	6	▲	+20.0%	+1
	Restricted License for Non-Support	SL	3	▲	+200.0%	+2
	Mental Commitment	MC	1	▲	-	+1
	Return of Desposit (Bondsman)	RD	1	▲	-	+1
Criminal Support	CS	0	▼	-100.0%	-1	
Violation Family Abuse Protective Order	PS	0	▼	-100.0%	-1	
Total			5,867	▲	7.9%	+430
Juvenile	Custody Visitation	CV	3,207	▼	-2.9%	-96
	Remand Custody	RC	730	▲	+261.4%	+528
	Remand Visitation	RV	716	▲	+254.5%	+514
	Misdemeanor	DM	419	▲	+8.5%	+33
	Traffic	T	242	▲	+16.9%	+35
	Motion - Protective Order	MP	162	▲	+8.7%	+13
	Abuse and Neglect	AN	142	▲	+27.9%	+31
	Felony	DF	134	▼	-38.0%	-82
	Paternity	PT	97	▲	+94.0%	+47
	Foster Care Review	FC	73	▲	+65.9%	+29
	Permanency Planning	PH	67	▲	+6.3%	+4
	Non-Family Abuse Protective Order	AP	56	▲	+3.7%	+2
	Status	ST	48	▲	+11.6%	+5
	Show Cause	SC	45	▲	+45.2%	+14
	Truancy	TR	37	▲	+164.3%	+23
	Initial Foster Care	IF	23	▼	-30.3%	-10
	Terminate Parental Rights	TP	22	▼	-52.2%	-24
	Child In Need of Services	CS	17	▲	+112.5%	+9
	Civil Violation	CI	17	▲	+41.7%	+5
	Other	OT	14	▲	+40.0%	+4
	Family Abuse - Protective Order	FP	6	▲	+20.0%	+1
	Special Immigrant Juvenile Status	SI	6	▲	-	+6
	Relief of Custody	CR	5	▲	+66.7%	+2
	Capias	CA	4	▲	+33.3%	+1
	Emancipation	EP	4	▲	+300.0%	+3
	Voluntary Continuing Services and Support Agreem	VA	3	▼	-62.5%	-5
	Entrustment	ET	2	▼	-75.0%	-6
	Temporary Detention Order	TD	1	▼	-80.0%	-4
	Mental Commitment	MC	0	▼	-100.0%	-8
	Qualified Residential Treatment	QR	0	▼	-100.0%	-1
	Violation of Protective Order	PV	0	▼	-100.0%	-1
	Total			6,299	▲	20.5%
GRAND TOTAL			12,166	▲	14.1%	+1,502

* Compared to same time period as previous year
 7/10/2024 3:04:11PM

** Case Type Categories are defined in the 2017 Virginia Judicial Workload Assessment
 Source: SCV-SQL-Information

Filings by Major Case Category**

Category	Summary	Change	% Change	Absolute Change
Adult Criminal	2,543	▲	+12.0%	+272
Child Dependency	337	▼	+6.3%	+20
Child in Need of Services/Supervision	66	▲	+144.4%	+39
Custody and Visitation	3,304	▲	-1.5%	-49
Delinquency	590	▼	-6.6%	-42
Juvenile Miscellaneous	52	▲	+18.2%	+8
New to Workload Study	23	▲	+91.7%	+11
Other	2,882	▲	+79.9%	+1,280
Protective Orders	680	▲	+1.0%	+7
Support	1,447	▲	-5.2%	-79
Traffic	242	▲	+16.9%	+35
GRAND TOTAL	12,166	▲	14.1%	+1,502

* Compared to same time period as previous year
 7/10/2024 3:04:11PM

** Case Type Categories are defined in the 2017 Virginia Judicial Workload Assessment
 Source: SCV-SQL-Information

2024 Overall GRAND TOTAL		Distribution of Caseload			Change*		Percentage (%) of Caseload		
3,966 +123 3.2% 	2024 2023	Adult	2,406	61%	0.4% ▲	+9	Adult	62.4%	60.7%
		Juvenile	1,560	39%	7.9% ▲	+114	Juvenile	37.6%	39.3%
GRAND TOTAL		3,966	100%	3.2% ▲	+123	GRAND TOTAL	100%	100%	

Filings by Division & Code

Division	Case Type Description	Code	Summary	Change	% Change	Absolute Change	
Adult	Misdemeanor	CM	533	▼	-7.5%	-43	
	Show Cause	SC	529	▲	+36.0%	+140	
	Civil Support	VS	438	▲	+0.5%	+2	
	Other	OT	413	▼	-7.2%	-32	
	Family Abuse - Protective Order	FP	151	▲	+17.1%	+22	
	Capias	CA	144	↔		-	
	Felony	CF	98	▼	-42.7%	-73	
	Remand Support	RS	39	▲	+30.0%	+9	
	Non-Family Abuse Protective Order	AP	34	▼	-35.8%	-19	
	Motion - Protective Order	MP	21	▲	+5.0%	+1	
	Restricted License for Non-Support	SL	3	▲	+200.0%	+2	
	Violation of Protective Order	PV	2	▲	+100.0%	+1	
	Bond Forfeiture	BF	1	▲	-	+1	
	Protective Order	PC	0	▼	-100.0%	-2	
Total			2,406	▲	0.4%	+9	
Juvenile	Custody Visitation	CV	1,104	▲	+2.8%	+30	
	Misdemeanor	DM	129	▲	+29.0%	+29	
	Paternity	PT	56	▲	+55.6%	+20	
	Remand Custody	RC	49	▲	+19.5%	+8	
	Remand Visitation	RV	49	▲	+19.5%	+8	
	Felony	DF	38	▼	-36.7%	-22	
	Non-Family Abuse Protective Order	AP	24	▼	-4.0%	-1	
	Traffic	T	17	▼	-5.6%	-1	
	Status	ST	16	▲	+128.6%	+9	
	Terminate Parental Rights	TP	15	▲	-	+15	
	Family Abuse - Protective Order	FP	10	▲	+900.0%	+9	
	Permanency Planning	PH	10	▲	+11.1%	+1	
	Emergency Custody Order	EC	7	▲	+75.0%	+3	
	Foster Care Review	FC	6	▼	-33.3%	-3	
	Abuse and Neglect	AN	5	▲	-	+5	
	Show Cause	SC	5	▼	+25.0%	+1	
	Child In Need of Services	CS	4	▲	+33.3%	+1	
	Initial Foster Care	IF	3	▲	+200.0%	+2	
	Mental Commitment	MC	3	↔		-	
	Temporary Detention Order	TD	3	▲	+200.0%	+2	
	Civil Violation	CI	2	▲	-	+2	
	Motion - Protective Order	MP	2	↔		-	
	Voluntary Continuing Services and Support Agreem	VA	2	▲	-	+2	
	Relief of Custody	CR	1	↔		-	
	Other	OT	0	▼	-100.0%	-5	
	Truancy	TR	0	▼	-100.0%	-1	
	Total			1,560	▲	7.9%	+114
	GRAND TOTAL			3,966	▲	3.2%	+123

Filings by Major Case Category**

Category	Summary	Change	% Change	Absolute Change
Adult Criminal	1,141	▲	-2.2%	-26
Child Dependency	42	▲	+110.0%	+22
Child in Need of Services/Supervision	4	▼	-20.0%	-1

* Compared to same time period as previous year
 7/10/2024 3:04:11PM

** Case Type Categories are defined in the 2017 Virginia Judicial Workload Assessment
 Source: SCV-SQL-Information

Custody and Visitation	1,160	▲	+4.5%	+50
Delinquency	172	▲	+5.5%	+9
Juvenile Miscellaneous	16	▲	+128.6%	+9
New to Workload Study	2	▲	-	+2
Other	563	▲	-1.2%	-7
Protective Orders	242	▲	+5.2%	+12
Support	607	▲	+9.8%	+54
Traffic	17	▼	-5.6%	-1
GRAND TOTAL	3,966	▲	3.2%	+123

2024 Overall GRAND TOTAL		Distribution of Caseload			Change*		Percentage (%) of Caseload		
7,024 +385 5.8% 	2024 2023	Adult	4,005	57%	5.3% ▲	+201	Adult	57.3%	57.0%
		Juvenile	3,019	43%	6.5% ▲	+184	Juvenile	42.7%	43.0%
GRAND TOTAL		7,024	100%	5.8% ▲	+385	GRAND TOTAL	100%	100%	

Filings by Division & Code

Division	Case Type Description	Code	Summary	Change	% Change	Absolute Change	
Adult	Misdemeanor	CM	1,003	▲	+10.7%	+97	
	Other	OT	895	▲	+15.3%	+119	
	Civil Support	VS	748	▼	-11.4%	-96	
	Show Cause	SC	543	▲	+7.1%	+36	
	Family Abuse - Protective Order	FP	287	▲	+23.2%	+54	
	Capias	CA	239	▼	+10.6%	+23	
	Felony	CF	204	▼	-7.3%	-16	
	Remand Support	RS	27	▼	-25.0%	-9	
	Non-Family Abuse Protective Order	AP	23	▼	-4.2%	-1	
	Motion - Protective Order	MP	21	▼	-8.7%	-2	
	Protective Order	PC	10	▲	+150.0%	+6	
	Violation of Protective Order	PV	4	▼	-71.4%	-10	
	Violation Family Abuse Protective Order	PS	1	▲	-	+1	
	Criminal Support	CS	0	▼	-100.0%	-1	
Total			4,005	▲	5.3%	+201	
Juvenile	Custody Visitation	CV	1,663	▲	+5.5%	+86	
	Misdemeanor	DM	246	▲	+7.0%	+16	
	Abuse and Neglect	AN	164	▲	+51.9%	+56	
	Felony	DF	136	▼	-37.0%	-80	
	Permanency Planning	PH	95	▲	+31.9%	+23	
	Non-Family Abuse Protective Order	AP	79	▲	+68.1%	+32	
	Mental Commitment	MC	77	▲	+24.2%	+15	
	Foster Care Review	FC	70	▲	+20.7%	+12	
	Status	ST	61	▲	+3.4%	+2	
	Paternity	PT	54	▼	-12.9%	-8	
	Initial Foster Care	IF	48	▲	+11.6%	+5	
	Other	OT	44	▲	+46.7%	+14	
	Remand Custody	RC	40	▼	-24.5%	-13	
	Remand Visitation	RV	40	▼	-27.3%	-15	
	Traffic	T	40	▼	-7.0%	-3	
	Terminate Parental Rights	TP	29	▲	+141.7%	+17	
	Show Cause	SC	25	▼	-3.8%	-1	
	Emergency Custody Order	EC	24	▲	+84.6%	+11	
	Child In Need of Services	CS	22	▲	+120.0%	+12	
	Relief of Custody	CR	19	▲	+58.3%	+7	
	Motion - Protective Order	MP	18	▼	-10.0%	-2	
	Temporary Detention Order	TD	12	▼	-29.4%	-5	
	Family Abuse - Protective Order	FP	7	▲	+75.0%	+3	
	Voluntary Continuing Services and Support Agreem	VA	3	▼	-50.0%	-3	
	Capias	CA	1	▲	-	+1	
	Special Immigrant Juvenile Status	SI	1	▲	-	+1	
	Truancy	TR	1	▲	-	+1	
	Total			3,019	▲	6.5%	+184
	GRAND TOTAL			7,024	▲	5.8%	+385

Filings by Major Case Category**

Category	Summary	Change	% Change	Absolute Change
Adult Criminal	1,832	▲	+10.4%	+172
Child Dependency	428	▲	+37.6%	+117

* Compared to same time period as previous year
 7/10/2024 3:04:11PM

** Case Type Categories are defined in the 2017 Virginia Judicial Workload Assessment
 Source: SCV-SQL-Information

CPSS - JCMS CASELOAD STATISTICS OF THE JUVENILE & DOMESTIC RELATIONS DISTRICT COURTS
 January 2024 thru May 2024 Filings (Compared to January 2023 thru May 2023)

Norfolk

District: 4 FIPS: 710

Child in Need of Services/Supervision	36	▲	+56.5%	+13
Custody and Visitation	1,717	▼	+4.8%	+78
Delinquency	395	▲	-13.9%	-64
Juvenile Miscellaneous	61	▲	+3.4%	+2
New to Workload Study	1	▲	-	+1
Other	1,159	▲	+11.2%	+117
Protective Orders	435	▲	+23.9%	+84
Support	920	▼	-12.5%	-132
Traffic	40	▼	-7.0%	-3
GRAND TOTAL	7,024	▲	5.8%	+385

2024 Overall GRAND TOTAL		Distribution of Caseload		Change*		Percentage (%) of Caseload		
461	-18 -3.8%	Adult	253 55%	-2.7% ▼	-7	Adult	54.3%	54.9%
2024		Juvenile	208 45%	-5.0% ▼	-11	Juvenile	45.7%	45.1%
2023		GRAND TOTAL	461 100%	-3.8% ▼	-18	GRAND TOTAL	100%	100%

Filings by Division & Code

Division	Case Type Description	Code	Summary	Change	% Change	Absolute Change	
Adult	Misdemeanor	CM	89	▲	+18.7%	+14	
	Other	OT	56	▲	+19.1%	+9	
	Show Cause	SC	35	▲	-5.4%	-2	
	Civil Support	VS	26	▼	-42.2%	-19	
	Felony	CF	24	▲	+26.3%	+5	
	Capias	CA	11	▼	-15.4%	-2	
	Family Abuse - Protective Order	FP	10	▼	-33.3%	-5	
	Motion - Protective Order	MP	1	▼	-75.0%	-3	
	Remand Support	RS	1	▼	-50.0%	-1	
	Non-Family Abuse Protective Order	AP	0	▼	-100.0%	-1	
	Violation Family Abuse Protective Order	PS	0	▼	-100.0%	-2	
		Total		253	▼	-2.7%	-7
Juvenile	Custody Visitation	CV	92	▼	-18.6%	-21	
	Misdemeanor	DM	32	▼	-8.6%	-3	
	Truancy	TR	17	▲	+325.0%	+13	
	Permanency Planning	PH	8	▲	+166.7%	+5	
	Status	ST	8	▲	+700.0%	+7	
	Terminate Parental Rights	TP	8	▲	+300.0%	+6	
	Abuse and Neglect	AN	7	▼	-41.7%	-5	
	Foster Care Review	FC	7	▼	-22.2%	-2	
	Civil Violation	CI	5	▲	+400.0%	+4	
	Traffic	T	5	↔		-	
	Felony	DF	4	▼	-50.0%	-4	
	Non-Family Abuse Protective Order	AP	4	▲	+300.0%	+3	
	Emergency Custody Order	EC	2	↔		-	
	Paternity	PT	2	▼	-50.0%	-2	
	Temporary Detention Order	TD	2	▼	-50.0%	-2	
	Initial Foster Care	IF	1	▼	-50.0%	-1	
	Other	OT	1	▲	-	+1	
	Relief of Custody	CR	1	▲	-	+1	
	Show Cause	SC	1	▲	-	-	
	Voluntary Continuing Services and Support Agree	VA	1	▲	-	+1	
	Family Abuse - Protective Order	FP	0	▼	-100.0%	-1	
	Qualified Residential Treatment	QR	0	▼	-100.0%	-1	
	Remand Custody	RC	0	▼	-100.0%	-5	
	Remand Visitation	RV	0	▼	-100.0%	-5	
		Total		208	▼	-5.0%	-11
	GRAND TOTAL			461	▼	-3.8%	-18

Filings by Major Case Category**

Category	Summary	Change	% Change	Absolute Change
Adult Criminal	153	▼	+8.5%	+12
Child Dependency	33	▲	+13.8%	+4
Child in Need of Services/Supervision	18	▲	+350.0%	+14
Custody and Visitation	94	▼	-19.7%	-23
Delinquency	36	▼	-18.2%	-8
Juvenile Miscellaneous	8	▲	+700.0%	+7
New to Workload Study	5	▲	+400.0%	+4

* Compared to same time period as previous year
 7/10/2024 3:04:11PM

** Case Type Categories are defined in the 2017 Virginia Judicial Workload Assessment
 Source: SCV-SQL-Information

Other	62	▲	-4.6%	-3
Protective Orders	15	▼	-31.8%	-7
Support	32	▼	-36.0%	-18
Traffic	5	↔		0
GRAND TOTAL	461	▼	-3.8%	-18

2024 Overall GRAND TOTAL		Distribution of Caseload		Change*		Percentage (%) of Caseload			
727	+10 1.4%	Adult	418	57%	20.5% ▲	+71	Adult	48.4%	57.5%
2024		Juvenile	309	43%	-16.5% ▼	-61	Juvenile	51.6%	42.5%
2023		GRAND TOTAL	727	100%	1.4% ▲	+10	GRAND TOTAL	100%	100%

Filings by Division & Code

Division	Case Type Description	Code	Summary	Change	% Change	Absolute Change
Adult	Show Cause	SC	87	▲	+29.9%	+20
	Civil Support	VS	83	▲	+6.4%	+5
	Misdemeanor	CM	82	▼	-2.4%	-2
	Other	OT	56	▲	+40.0%	+16
	Family Abuse - Protective Order	FP	40	▲	+60.0%	+15
	Capias	CA	24	▲	+4.3%	+1
	Felony	CF	18	▼	-25.0%	-6
	Remand Support	RS	12	▲	+200.0%	+8
	Motion - Protective Order	MP	11	▲	+450.0%	+9
	Non-Family Abuse Protective Order	AP	4	▲	-	+4
	Violation Family Abuse Protective Order	PS	1	▲	-	+1
	Total		418	▲	20.5%	+71
Juvenile	Custody Visitation	CV	204	▼	-20.6%	-53
	Misdemeanor	DM	17	▼	-34.6%	-9
	Remand Custody	RC	14	▲	+40.0%	+4
	Remand Visitation	RV	14	▲	+40.0%	+4
	Traffic	T	14	▼	-26.3%	-5
	Truancy	TR	10	▼	-9.1%	-1
	Felony	DF	7	↔	-	-
	Paternity	PT	6	▲	+50.0%	+2
	Terminate Parental Rights	TP	4	▲	+300.0%	+3
	Foster Care Review	FC	3	▲	+200.0%	+2
	Temporary Detention Order	TD	3	▼	-25.0%	-1
	Voluntary Continuing Services and Support Agreem	VA	3	▲	-	+3
	Abuse and Neglect	AN	2	↔	-	-
	Emergency Custody Order	EC	2	▲	-	+2
	Permanency Planning	PH	2	▼	-60.0%	-3
	Status	ST	2	▼	-71.4%	-5
	Initial Foster Care	IF	1	↔	-	-
	Relief of Custody	CR	1	▼	-50.0%	-1
	Child In Need of Services	CS	0	▼	-100.0%	-1
	Non-Family Abuse Protective Order	AP	0	▼	-100.0%	-2
	Total		309	▼	-16.5%	-61
GRAND TOTAL			727	▲	1.4%	+10

Filings by Major Case Category**

Category	Summary	Change	% Change	Absolute Change
Adult Criminal	183	▲	+1.7%	+3
Child Dependency	16	▲	+33.3%	+4
Child in Need of Services/Supervision	10	▼	-16.7%	-2
Custody and Visitation	210	▲	-19.5%	-51
Delinquency	24	▼	-27.3%	-9
Juvenile Miscellaneous	2	▼	-71.4%	-5
Other	101	▲	+48.5%	+33
Protective Orders	55	▲	+89.7%	+26
Support	112	▲	+16.7%	+16
Traffic	14	▼	-26.3%	-5

* Compared to same time period as previous year
 7/10/2024 3:04:11PM

** Case Type Categories are defined in the 2017 Virginia Judicial Workload Assessment
 Source: SCV-SQL-Information

GRAND TOTAL

727

▲

1.4%

+10

2024 Overall GRAND TOTAL		Distribution of Caseload		Change*		Percentage (%) of Caseload			
388	-62 -13.8%	Adult	219	56%	-5.2% ▼	-12	Adult	51.3%	56.4%
2024		Juvenile	169	44%	-22.8% ▼	-50	Juvenile	48.7%	43.6%
2023		GRAND TOTAL	388	100%	-13.8% ▼	-62	GRAND TOTAL	100%	100%

Filings by Division & Code

Division	Case Type Description	Code	Summary	Change	% Change	Absolute Change
Adult	Show Cause	SC	41	▲	-14.6%	-7
	Civil Support	VS	40	↔		-
	Other	OT	39	▲	+25.8%	+8
	Misdemeanor	CM	32	▼	-23.8%	-10
	Family Abuse - Protective Order	FP	19	▲	+35.7%	+5
	Felony	CF	17	▼	-26.1%	-6
	Capias	CA	10	▲	-41.2%	-7
	Remand Support	RS	10	▲	+25.0%	+2
	Motion - Protective Order	MP	6	▲	+500.0%	+5
	Violation of Protective Order	PV	4	▲	+33.3%	+1
	Non-Family Abuse Protective Order	AP	1	▲	-	+1
	Violation Family Abuse Protective Order	PS	0	▼	-100.0%	-4
	Total		219	▼	-5.2%	-12
Juvenile	Custody Visitation	CV	86	▼	-33.8%	-44
	Misdemeanor	DM	18	▼	-5.3%	-1
	Remand Custody	RC	17	▲	+88.9%	+8
	Remand Visitation	RV	17	▲	+88.9%	+8
	Traffic	T	11	▼	-52.2%	-12
	Temporary Detention Order	TD	4	▼	-20.0%	-1
	Non-Family Abuse Protective Order	AP	3	▲	+200.0%	+2
	Emergency Custody Order	EC	2	↔		-
	Foster Care Review	FC	2	▲	-	+2
	Paternity	PT	2	▼	-33.3%	-1
	Felony	DF	1	▼	-83.3%	-5
	Initial Foster Care	IF	1	▲	-	+1
	Other	OT	1	↔		-
	Permanency Planning	PH	1	▲	-	+1
	Restoration of Parental Rights	RR	1	▲	-	+1
	Show Cause	SC	1	▲	-	+1
	Status	ST	1	▲	-	+1
	Abuse and Neglect	AN	0	▼	-100.0%	-8
	Child In Need of Services	CS	0	▼	-100.0%	-1
	Civil Violation	CI	0	▼	-100.0%	-1
Motion - Protective Order	MP	0	▼	-100.0%	-1	
	Total		169	▼	-22.8%	-50
GRAND TOTAL			388	▼	-13.8%	-62

Filings by Major Case Category**

Category	Summary	Change	% Change	Absolute Change
Adult Criminal	95	▼	-29.1%	-39
Child Dependency	4	▲	-50.0%	-4
Child in Need of Services/Supervision	0	▼	-100.0%	-1
Custody and Visitation	88	▼	-33.8%	-45
Delinquency	20	▲	-20.0%	-5
Juvenile Miscellaneous	1	▲	-	+1
New to Workload Study	0	▼	-100.0%	-1
Other	91	▲	+40.0%	+26
Protective Orders	29	▲	+70.6%	+12

* Compared to same time period as previous year
 7/10/2024 3:04:11PM

** Case Type Categories are defined in the 2017 Virginia Judicial Workload Assessment
 Source: SCV-SQL-Information

Support	49	▲	+14.0%	+6
Traffic	11	▼	-52.2%	-12
GRAND TOTAL	388	▼	-13.8%	-62

2024 Overall GRAND TOTAL		Distribution of Caseload		Change*		Percentage (%) of Caseload			
2,482	-1,162 -31.9%	Adult	1,457	59%	-23.2% ▼	-440	Adult	52.1%	58.7%
		Juvenile	1,025	41%	-41.3% ▼	-722	Juvenile	47.9%	41.3%
		GRAND TOTAL	2,482	100%	-31.9% ▼	-1,162	GRAND TOTAL	100%	100%

Filings by Division & Code

Division	Case Type Description	Code	Summary	Change	% Change	Absolute Change	
Adult	Show Cause	SC	354	▲	+15.7%	+48	
	Civil Support	VS	353	▲	+5.4%	+18	
	Misdemeanor	CM	250	▼	-23.3%	-76	
	Other	OT	208	▼	-55.6%	-260	
	Family Abuse - Protective Order	FP	108	▲	+1.9%	+2	
	Felony	CF	82	▼	-1.2%	-1	
	Capias	CA	42	▼	-39.1%	-27	
	Remand Support	RS	41	▼	-79.0%	-154	
	Motion - Protective Order	MP	14	▲	+75.0%	+6	
	Violation of Protective Order	PV	3	▲	-	+3	
	Non-Family Abuse Protective Order	AP	1	↔	-	-	
	Restricted License for Non-Support	SL	1	▲	-	+1	
		Total		1,457	▼	-23.2%	-440
Juvenile	Custody Visitation	CV	595	▼	-7.8%	-50	
	Misdemeanor	DM	84	▼	-32.8%	-41	
	Remand Custody	RC	55	▼	-77.7%	-192	
	Remand Visitation	RV	55	▼	-77.3%	-187	
	Status	ST	45	▼	+9.8%	+4	
	Non-Family Abuse Protective Order	AP	22	▲	+15.8%	+3	
	Traffic	T	22	▼	-21.4%	-6	
	Emergency Custody Order	EC	21	▼	-80.7%	-88	
	Felony	DF	21	▼	-75.6%	-65	
	Paternity	PT	20	▲	+5.3%	+1	
	Temporary Detention Order	TD	15	▼	-86.8%	-99	
	Foster Care Review	FC	14	▲	+180.0%	+9	
	Initial Foster Care	IF	9	▲	+800.0%	+8	
	Permanency Planning	PH	9	▼	-25.0%	-3	
	Abuse and Neglect	AN	8	▲	+300.0%	+6	
	Other	OT	8	▼	-66.7%	-16	
	Capias	CA	4	↔	-	-	
	Relief of Custody	CR	4	▲	+100.0%	+2	
	Show Cause	SC	4	▲	-	+4	
	Terminate Parental Rights	TP	4	▼	-33.3%	-2	
	Child In Need of Services	CS	2	▲	-	+2	
	Family Abuse - Protective Order	FP	2	↔	-	-	
	Mental Commitment	MC	2	▼	-71.4%	-5	
	Child at Risk	RI	0	▼	-100.0%	-3	
	Voluntary Continuing Services and Support Agreem	VA	0	▼	-100.0%	-4	
		Total		1,025	▼	-41.3%	-722
		GRAND TOTAL		2,482	▼	-31.9%	-1,162

Filings by Major Case Category**

Category	Summary	Change	% Change	Absolute Change
Adult Criminal	606	▲	-10.8%	-73
Child Dependency	48	▲	+37.1%	+13
Child in Need of Services/Supervision	3	▲	-	+3
Custody and Visitation	615	▼	-7.4%	-49
Delinquency	112	▲	-47.9%	-103

* Compared to same time period as previous year
 7/10/2024 3:04:11PM

** Case Type Categories are defined in the 2017 Virginia Judicial Workload Assessment
 Source: SCV-SQL-Information

CPSS - JCMS CASELOAD STATISTICS OF THE JUVENILE & DOMESTIC RELATIONS DISTRICT COURTS
 January 2024 thru May 2024 Filings (Compared to January 2023 thru May 2023)

Juvenile Miscellaneous	45	▼	+9.8%	+4
Other	405	▼	-71.2%	-1,001
Protective Orders	147	▲	+8.1%	+11
Support	479	▲	+8.9%	+39
Traffic	22	▼	-21.4%	-6
GRAND TOTAL	2,482	▼	-31.9%	-1,162

2024 Overall GRAND TOTAL		Distribution of Caseload		Change*		Percentage (%) of Caseload		
347 +28 8.8% 	Adult	179	52%	20.9% ▲	+31	Adult	2023	2024
	Juvenile	168	48%	-1.8% ▼	-3	Juvenile	46.4%	51.6%
GRAND TOTAL		347	100%	8.8% ▲	+28	GRAND TOTAL	100%	100%

Filings by Division & Code

Division	Case Type Description	Code	Summary	Change	% Change	Absolute Change
Adult	Other	OT	40	▲	+100.0%	+20
	Misdemeanor	CM	39	▲	+95.0%	+19
	Civil Support	VS	31	▼	-6.1%	-2
	Show Cause	SC	24	▲	-20.0%	-6
	Capias	CA	15	▼	+7.1%	+1
	Family Abuse - Protective Order	FP	13	▼	-48.0%	-12
	Felony	CF	10	▲	+233.3%	+7
	Non-Family Abuse Protective Order	AP	4	▲	-	+4
	Emergency Substantial Risk Order	SR	1	▲	-	+1
	Motion - Protective Order	MP	1	▼	-66.7%	-2
	Violation of Protective Order	PV	1	▲	-	+1
Total			179	▲	20.9%	+31
Juvenile	Custody Visitation	CV	90	▲	+4.7%	+4
	Abuse and Neglect	AN	19	▲	+111.1%	+10
	Traffic	T	16	▼	-44.8%	-13
	Felony	DF	13	▲	+550.0%	+11
	Misdemeanor	DM	13	▼	-59.4%	-19
	Paternity	PT	5	▲	+150.0%	+3
	Non-Family Abuse Protective Order	AP	4	▲	-	+4
	Initial Foster Care	IF	2	↔	-	-
	Permanency Planning	PH	2	↔	-	-
	Civil Violation	CI	1	↔	-	-
	Emergency Custody Order	EC	1	▲	-	+1
	Foster Care Review	FC	1	▲	-	+1
	Truancy	TR	1	▲	-	+1
	Capias	CA	0	▼	-100.0%	-1
	Child at Risk	RI	0	▼	-100.0%	-1
	Show Cause	SC	0	▼	-100.0%	-4
	Total			168	▼	-1.8%
GRAND TOTAL			347	▲	8.8%	+28

Filings by Major Case Category**

Category	Summary	Change	% Change	Absolute Change	
Adult Criminal	79	▲	+41.1%	+23	
Child Dependency	24	▲	+71.4%	+10	
Child in Need of Services/Supervision	1	▲	-	0	
Custody and Visitation	95	▲	+8.0%	+7	
Delinquency	26	▲	-31.6%	-12	
New to Workload Study	2	▲	+100.0%	+1	
Other	41	▲	+105.0%	+21	
Protective Orders	22	▲	-21.4%	-6	
Support	41	▼	-6.8%	-3	
Traffic	16	▼	-44.8%	-13	
GRAND TOTAL		347	▲	8.8%	+28

* Compared to same time period as previous year
 7/10/2024 3:04:11PM

** Case Type Categories are defined in the 2017 Virginia Judicial Workload Assessment
 Source: SCV-SQL-Information

2024 Overall GRAND TOTAL		Distribution of Caseload			Change*		Percentage (%) of Caseload		
250 -14 -5.3% 		Adult	135	54%	5.5% ▲	+7	Adult	48.5%	54.0%
		Juvenile	115	46%	-15.4% ▼	-21	Juvenile	51.5%	46.0%
		GRAND TOTAL	250	100%	-5.3% ▼	-14	GRAND TOTAL	100%	100%

Filings by Division & Code

Division	Case Type Description	Code	Summary	Change	% Change	Absolute Change
Adult	Misdemeanor	CM	38	▲	+40.7%	+11
	Show Cause	SC	22	▼	-4.3%	-1
	Other	OT	21	▼	-4.5%	-1
	Civil Support	VS	18	▼	-21.7%	-5
	Family Abuse - Protective Order	FP	11	▲	+120.0%	+6
	Felony	CF	10	↔	-	-
	Capias	CA	8	▼	-52.9%	-9
	Non-Family Abuse Protective Order	AP	5	▲	-	+5
	Motion - Protective Order	MP	2	▲	-	+2
	Violation Family Abuse Protective Order	PS	0	▼	-100.0%	-1
		Total		135	▲	5.5%
Juvenile	Custody Visitation	CV	49	▼	-34.7%	-26
	Misdemeanor	DM	21	▲	+50.0%	+7
	Felony	DF	7	▼	-53.3%	-8
	Abuse and Neglect	AN	6	▲	+20.0%	+1
	Permanency Planning	PH	6	▲	+200.0%	+4
	Status	ST	6	▲	-	+6
	Traffic	T	5	▼	-28.6%	-2
	Paternity	PT	3	▲	-	+3
	Terminate Parental Rights	TP	3	▲	-	+3
	Child In Need of Services	CS	2	▲	-	+2
	Initial Foster Care	IF	2	▼	-77.8%	-7
	Capias	CA	1	↔	-	-
	Civil Violation	CI	1	▲	-	+1
	Foster Care Review	FC	1	▼	-75.0%	-3
	Remand Custody	RC	1	▲	-	+1
	Voluntary Continuing Services and Support Agree	VA	1	▲	-	+1
	Show Cause	SC	0	▼	-100.0%	-1
	Temporary Detention Order	TD	0	▼	-100.0%	-1
	Truancy	TR	0	▼	-100.0%	-2
		Total		115	▼	-15.4%
GRAND TOTAL			250	▼	-5.3%	-14

Filings by Major Case Category**

Category	Summary	Change	% Change	Absolute Change
Adult Criminal	70	▼	+12.9%	+8
Child Dependency	19	▲	-5.0%	-1
Child in Need of Services/Supervision	2	▲	-	0
Custody and Visitation	52	▲	-30.7%	-23
Delinquency	29	▼	-6.5%	-2
Juvenile Miscellaneous	6	▲	-	+6
New to Workload Study	1	▲	-	+1
Other	22	▲	-4.3%	-1
Protective Orders	18	▲	+260.0%	+13
Support	26	▼	-33.3%	-13
Traffic	5	▼	-28.6%	-2
GRAND TOTAL	250	▼	-5.3%	-14

* Compared to same time period as previous year
 7/10/2024 3:04:11PM

** Case Type Categories are defined in the 2017 Virginia Judicial Workload Assessment
 Source: SCV-SQL-Information

2024 Overall GRAND TOTAL		Distribution of Caseload		Change*		Percentage (%) of Caseload			
228 +14 6.5% 		Adult	116	51%	43.2% ▲	+35	Adult	37.9%	50.9%
		Juvenile	112	49%	-15.8% ▼	-21	Juvenile	62.1%	49.1%
		GRAND TOTAL	228	100%	6.5% ▲	+14	GRAND TOTAL	100%	100%

Filings by Division & Code

Division	Case Type Description	Code	Summary	Change	% Change	Absolute Change
Adult	Other	OT	33	▲	+153.8%	+20
	Misdemeanor	CM	25	▲	+108.3%	+13
	Show Cause	SC	18	▲	+12.5%	+2
	Felony	CF	16	▲	+300.0%	+12
	Civil Support	VS	14	▼	-26.3%	-5
	Family Abuse - Protective Order	FP	6	▲	+100.0%	+3
	Capias	CA	3	▼	-76.9%	-10
	Restricted License for Non-Support	SL	1	↔		-
	Total		116	▲	43.2%	+35
Juvenile	Custody Visitation	CV	45	▼	-11.8%	-6
	Misdemeanor	DM	22	▼	-18.5%	-5
	Felony	DF	11	▼	-21.4%	-3
	Traffic	T	10	▲	+100.0%	+5
	Foster Care Review	FC	8	▲	+33.3%	+2
	Status	ST	5	▲	+150.0%	+3
	Emergency Custody Order	EC	3	▼	-25.0%	-1
	Temporary Detention Order	TD	2	▼	-50.0%	-2
	Child In Need of Services	CS	1	▼	-50.0%	-1
	Non-Family Abuse Protective Order	AP	1	▲	-	+1
	Paternity	PT	1	↔		-
	Permanency Planning	PH	1	▼	-66.7%	-2
	Show Cause	SC	1	▲	-	+1
	Special Immigrant Juvenile Status	SI	1	▲	-	+1
	Qualified Residential Treatment	QR	0	▼	-100.0%	-1
	Terminate Parental Rights	TP	0	▼	-100.0%	-12
	Truancy	TR	0	▼	-100.0%	-1
	Total		112	▼	-15.8%	-21
	GRAND TOTAL		228	▲	6.5%	+14

Filings by Major Case Category**

Category	Summary	Change	% Change	Absolute Change
Adult Criminal	56	▲	+55.6%	+20
Child Dependency	9	▼	-59.1%	-13
Child in Need of Services/Supervision	1	▼	-66.7%	-2
Custody and Visitation	46	▼	-11.5%	-6
Delinquency	34	▲	-17.1%	-7
Juvenile Miscellaneous	5	▲	+150.0%	+3
New to Workload Study	1	▲	-	+1
Other	38	▲	+81.0%	+17
Protective Orders	7	▲	+133.3%	+4
Support	21	▼	-27.6%	-8
Traffic	10	▲	+100.0%	+5
	GRAND TOTAL	▲	6.5%	+14

2024 Overall GRAND TOTAL		Distribution of Caseload		Change*		Percentage (%) of Caseload			
915	-124 -11.9%	Adult	496	54%	-4.6% ▼	-24	Adult	50.0%	54.2%
2024		Juvenile	419	46%	-19.3% ▼	-100	Juvenile	50.0%	45.8%
2023		GRAND TOTAL	915	100%	-11.9% ▼	-124	GRAND TOTAL	100%	100%

Filings by Division & Code

Division	Case Type Description	Code	Summary	Change	% Change	Absolute Change	
Adult	Civil Support	VS	104	▲	+30.0%	+24	
	Misdemeanor	CM	99	▼	-7.5%	-8	
	Show Cause	SC	77	▼	-35.3%	-42	
	Other	OT	66	▼	+4.8%	+3	
	Family Abuse - Protective Order	FP	60	▲	+30.4%	+14	
	Capias	CA	37	▼	-24.5%	-12	
	Felony	CF	37	▼	-7.5%	-3	
	Motion - Protective Order	MP	8	▲	+60.0%	+3	
	Violation of Protective Order	PV	4	▲	+300.0%	+3	
	Violation Family Abuse Protective Order	PS	2	▲	-	+2	
	Bond Forfeiture	BF	1	▲	-	+1	
	Non-Family Abuse Protective Order	AP	1	▼	-75.0%	-3	
	Emergency Substantial Risk Order	SR	0	▼	-100.0%	-4	
	Protective Order	PC	0	▼	-100.0%	-1	
Remand Support	RS	0	▼	-100.0%	-1		
	Total		496	▼	-4.6%	-24	
Juvenile	Custody Visitation	CV	250	▼	-12.9%	-37	
	Misdemeanor	DM	36	▼	-42.9%	-27	
	Foster Care Review	FC	20	▲	+17.6%	+3	
	Traffic	T	16	▲	+14.3%	+2	
	Abuse and Neglect	AN	12	▼	-36.8%	-7	
	Felony	DF	11	▼	-45.0%	-9	
	Initial Foster Care	IF	9	▲	+28.6%	+2	
	Non-Family Abuse Protective Order	AP	9	▲	+12.5%	+1	
	Emergency Custody Order	EC	7	↔	-	-	
	Permanency Planning	PH	7	▼	-30.0%	-3	
	Show Cause	SC	7	▲	+40.0%	+2	
	Temporary Detention Order	TD	6	▲	+50.0%	+2	
	Status	ST	5	▼	-44.4%	-4	
	Truancy	TR	5	▼	-28.6%	-2	
	Terminate Parental Rights	TP	4	▼	-82.6%	-19	
	Mental Commitment	MC	3	▲	+200.0%	+2	
	Paternity	PT	3	▲	+50.0%	+1	
	Capias	CA	2	▲	-	+2	
	Remand Custody	RC	2	▼	-33.3%	-1	
	Remand Visitation	RV	2	▼	-33.3%	-1	
	Civil Violation	CI	1	▼	-50.0%	-1	
	Relief of Custody	CR	1	▲	-	+1	
	Voluntary Continuing Services and Support Agreem	VA	1	↔	-	-	
	Child In Need of Services	CS	0	▼	-100.0%	-1	
	Motion - Protective Order	MP	0	▼	-100.0%	-1	
	Qualified Residential Treatment	QR	0	▼	-100.0%	-2	
	Special Immigrant Juvenile Status	SI	0	▼	-100.0%	-3	
		Total		419	▼	-19.3%	-100
	GRAND TOTAL			915	▼	-11.9%	-124

* Compared to same time period as previous year
 7/10/2024 3:04:11PM

** Case Type Categories are defined in the 2017 Virginia Judicial Workload Assessment
 Source: SCV-SQL-Information

Filings by Major Case Category**

Category	Summary	Change	% Change	Absolute Change
Adult Criminal	221	▲	-18.8%	-51
Child Dependency	54	▲	-31.6%	-25
Child in Need of Services/Supervision	9	▲	+12.5%	+1
Custody and Visitation	253	▲	-12.5%	-36
Delinquency	52	▲	-40.9%	-36
Juvenile Miscellaneous	5	▼	-44.4%	-4
New to Workload Study	1	▼	-88.9%	-8
Other	86	▲	+4.9%	+4
Protective Orders	78	▼	+21.9%	+14
Support	140	▲	+12.0%	+15
Traffic	16	▲	+14.3%	+2
GRAND TOTAL	915	▼	-11.9%	-124

* Compared to same time period as previous year
 7/10/2024 3:04:11PM

** Case Type Categories are defined in the 2017 Virginia Judicial Workload Assessment
 Source: SCV-SQL-Information

2024 Overall GRAND TOTAL		Distribution of Caseload		Change*		Percentage (%) of Caseload		
834	+41 5.2%	Adult	384 46%	0.8% ▲	+3	Adult	2023 48.0%	2024 46.0%
2024		Juvenile	450 54%	9.2% ▲	+38	Juvenile	52.0%	54.0%
2023		GRAND TOTAL	834 100%	5.2% ▲	+41	GRAND TOTAL	100%	100%

Filings by Division & Code

Division	Case Type Description	Code	Summary	Change	% Change	Absolute Change
Adult	Misdemeanor	CM	122	▲	+20.8%	+21
	Civil Support	VS	86	▲	+43.3%	+26
	Family Abuse - Protective Order	FP	54	▲	+12.5%	+6
	Show Cause	SC	38	▲	-30.9%	-17
	Felony	CF	37	▲	+48.0%	+12
	Other	OT	19	▲	-62.7%	-32
	Capias	CA	16	▼	-44.8%	-13
	Motion - Protective Order	MP	6	▼	-25.0%	-2
	Non-Family Abuse Protective Order	AP	4	▲	+33.3%	+1
	Remand Support	RS	2	▲	-	+2
	Protective Order	PC	0	▼	-100.0%	-1
	Total		384	▲	0.8%	+3
Juvenile	Custody Visitation	CV	276	▲	+3.4%	+9
	Misdemeanor	DM	60	▲	+25.0%	+12
	Traffic	T	30	▲	+114.3%	+16
	Felony	DF	27	▼	-25.0%	-9
	Non-Family Abuse Protective Order	AP	14	↔	-	-
	Civil Violation	CI	12	▲	+200.0%	+8
	Show Cause	SC	8	▲	+166.7%	+5
	Family Abuse - Protective Order	FP	6	▲	+500.0%	+5
	Foster Care Review	FC	6	↔	-	-
	Terminate Parental Rights	TP	4	▲	-	+4
	Paternity	PT	3	▲	+200.0%	+2
	Capias	CA	1	▼	-66.7%	-2
	Remand Custody	RC	1	▲	-	+1
	Remand Visitation	RV	1	▲	-	+1
	Special Immigrant Juvenile Status	SI	1	▲	-	+1
	Abuse and Neglect	AN	0	▼	-100.0%	-7
	Initial Foster Care	IF	0	▼	-100.0%	-5
	Status	ST	0	▼	-100.0%	-2
	Truancy	TR	0	▼	-100.0%	-1
	Total		450	▲	9.2%	+38
GRAND TOTAL			834	▲	5.2%	+41

Filings by Major Case Category**

Category	Summary	Change	% Change	Absolute Change
Adult Criminal	201	▼	-0.5%	-1
Child Dependency	10	▲	-44.4%	-8
Child in Need of Services/Supervision	0	▼	-100.0%	-1
Custody and Visitation	279	▲	+4.1%	+11
Delinquency	96	▲	+6.7%	+6
Juvenile Miscellaneous	0	▼	-100.0%	-2
New to Workload Study	13	▲	+225.0%	+9
Other	23	▲	-54.9%	-28
Protective Orders	84	▲	+13.5%	+10
Support	98	▲	+42.0%	+29
Traffic	30	▲	+114.3%	+16

* Compared to same time period as previous year
 7/10/2024 3:04:11PM

** Case Type Categories are defined in the 2017 Virginia Judicial Workload Assessment
 Source: SCV-SQL-Information

GRAND TOTAL

834

▲

5.2%

+41

2024 Overall GRAND TOTAL		Distribution of Caseload		Change*		Percentage (%) of Caseload			
79	-24 -23.3%	Adult	49	62%	-7.5% ▼	-4	Adult	51.5%	62.0%
2024		Juvenile	30	38%	-40.0% ▼	-20	Juvenile	48.5%	38.0%
2023		GRAND TOTAL	79	100%	-23.3% ▼	-24	GRAND TOTAL	100%	100%

Filings by Division & Code

Division	Case Type Description	Code	Summary	Change	% Change	Absolute Change
Adult	Civil Support	VS	19	▲	+111.1%	+10
	Other	OT	10	▲	-28.6%	-4
	Show Cause	SC	8	▲	+33.3%	+2
	Family Abuse - Protective Order	FP	5	▼	-16.7%	-1
	Misdemeanor	CM	5	▼	-64.3%	-9
	Felony	CF	2	▲	+100.0%	+1
	Capias	CA	0	▼	-100.0%	-3
	Total		49	▼	-7.5%	-4
Juvenile	Custody Visitation	CV	25	▼	-35.9%	-14
	Child In Need of Services	CS	2	▲	-	+2
	Non-Family Abuse Protective Order	AP	2	▲	-	+2
	Traffic	T	1	▼	-88.9%	-8
	Misdemeanor	DM	0	▼	-100.0%	-1
	Truancy	TR	0	▼	-100.0%	-1
	Total		30	▼	-40.0%	-20
GRAND TOTAL			79	▼	-23.3%	-24

Filings by Major Case Category**

Category	Summary	Change	% Change	Absolute Change
Adult Criminal	10	▼	-50.0%	-10
Child in Need of Services/Supervision	2	▲	+100.0%	+1
Custody and Visitation	25	▼	-35.9%	-14
Delinquency	0	▼	-100.0%	-1
Other	10	▲	-28.6%	-4
Protective Orders	7	▲	+16.7%	+1
Support	24	▲	+84.6%	+11
Traffic	1	▼	-88.9%	-8
GRAND TOTAL		79	▼	-23.3%

2024 Overall GRAND TOTAL		Distribution of Caseload		Change*		Percentage (%) of Caseload				
273 +30 12.3% 	Adult	135	49%	13.4%	▲	+16	2023	49.0%	2024	49.5%
	Juvenile	138	51%	11.3%	▲	+14	Juvenile	51.0%	50.5%	
GRAND TOTAL		273	100%	12.3%	▲	+30	GRAND TOTAL	100%	100%	

Filings by Division & Code

Division	Case Type Description	Code	Summary	Change	% Change	Absolute Change
Adult	Other	OT	29	▲	+383.3%	+23
	Misdemeanor	CM	28	▼	-26.3%	-10
	Show Cause	SC	28	▲	+47.4%	+9
	Family Abuse - Protective Order	FP	19	▲	+26.7%	+4
	Civil Support	VS	14	▼	-33.3%	-7
	Felony	CF	11	↔		-
	Capias	CA	3	▼	-62.5%	-5
	Non-Family Abuse Protective Order	AP	2	▲	-	+2
	Motion - Protective Order	MP	1	↔		-
	Total			135	▲	13.4%
Juvenile	Custody Visitation	CV	47	▲	+9.3%	+4
	Misdemeanor	DM	28	▲	+21.7%	+5
	Traffic	T	19	▲	+58.3%	+7
	Foster Care Review	FC	15	▲	+114.3%	+8
	Felony	DF	9	▲	-	+9
	Permanency Planning	PH	9	▲	+200.0%	+6
	Paternity	PT	3	▲	-	+3
	Child In Need of Services	CS	2	↔		-
	Temporary Detention Order	TD	2	▲	-	+2
	Civil Violation	CI	1	↔		-
	Special Immigrant Juvenile Status	SI	1	▲	-	+1
	Terminate Parental Rights	TP	1	▼	-66.7%	-2
	Truancy	TR	1	▼	-50.0%	-1
	Abuse and Neglect	AN	0	▼	-100.0%	-10
	Family Abuse - Protective Order	FP	0	▼	-100.0%	-2
	Initial Foster Care	IF	0	▼	-100.0%	-7
	Non-Family Abuse Protective Order	AP	0	▼	-100.0%	-4
	Other	OT	0	▼	-100.0%	-1
	Remand Custody	RC	0	▼	-100.0%	-1
	Remand Visitation	RV	0	▼	-100.0%	-1
Show Cause	SC	0	▼	-100.0%	-1	
Status	ST	0	▼	-100.0%	-1	
Total			138	▲	11.3%	+14
GRAND TOTAL			273	▲	12.3%	+30

Filings by Major Case Category**

Category	Summary	Change	% Change	Absolute Change
Adult Criminal	62	▼	-11.4%	-8
Child Dependency	25	▲	-16.7%	-5
Child in Need of Services/Supervision	3	▼	-25.0%	-1
Custody and Visitation	50	▲	+16.3%	+7
Delinquency	37	▲	+54.2%	+13
Juvenile Miscellaneous	0	▼	-100.0%	-1
New to Workload Study	2	▲	+100.0%	+1
Other	31	▲	+244.4%	+22
Protective Orders	22	▲		0
Support	22	▲	-18.5%	-5

* Compared to same time period as previous year
 7/10/2024 3:04:11PM

** Case Type Categories are defined in the 2017 Virginia Judicial Workload Assessment
 Source: SCV-SQL-Information

Traffic		19	▲	+58.3%	+7
	GRAND TOTAL	273	▲	12.3%	+30

2024 Overall GRAND TOTAL		Distribution of Caseload			Change*		Percentage (%) of Caseload		
5,927 +185 3.2% 		Adult	3,637	61%	2.8% ▲	+98	Adult	2023: 61.6%	2024: 61.4%
		Juvenile	2,290	39%	3.9% ▲	+87	Juvenile	38.4%	38.6%
GRAND TOTAL		5,927	100%		3.2% ▲	+185	GRAND TOTAL	100%	100%

Filings by Division & Code

Division	Case Type Description	Code	Summary	Change	% Change	Absolute Change	
Adult	Misdemeanor	CM	1,011	▲	+3.5%	+34	
	Other	OT	622	▲	-8.9%	-61	
	Civil Support	VS	538	▲	+12.8%	+61	
	Show Cause	SC	518	▲	+6.1%	+30	
	Felony	CF	433	▲	+52.5%	+149	
	Capias	CA	238	▼	-28.3%	-94	
	Family Abuse - Protective Order	FP	234	▼	-6.4%	-16	
	Non-Family Abuse Protective Order	AP	14	▲	+55.6%	+5	
	Violation of Protective Order	PV	13	▼	-23.5%	-4	
	Motion - Protective Order	MP	9	▼	-25.0%	-3	
	Remand Support	RS	5	▼	-28.6%	-2	
	Bond Forfeiture	BF	1	↔	-	-	
	Protective Order	PC	1	▲	-	+1	
	Restricted License for Non-Support	SL	0	▼	-100.0%	-2	
Total			3,637	▲	2.8%	+98	
Juvenile	Custody Visitation	CV	1,123	▼	-14.2%	-186	
	Misdemeanor	DM	382	▲	+73.6%	+162	
	Felony	DF	119	▲	+10.2%	+11	
	Civil Violation	CI	99	▲	+65.0%	+39	
	Mental Commitment	MC	79	↔	-	-	
	Truancy	TR	69	▼	-5.5%	-4	
	Non-Family Abuse Protective Order	AP	50	▲	+108.3%	+26	
	Status	ST	44	▲	+18.9%	+7	
	Traffic	T	41	▲	+2.5%	+1	
	Foster Care Review	FC	35	▲	+40.0%	+10	
	Abuse and Neglect	AN	34	▼	-2.9%	-1	
	Initial Foster Care	IF	34	▲	+100.0%	+17	
	Paternity	PT	32	▼	-28.9%	-13	
	Permanency Planning	PH	31	▲	+29.2%	+7	
	Show Cause	SC	30	▲	+150.0%	+18	
	Child In Need of Services	CS	26	▲	+36.8%	+7	
	Terminate Parental Rights	TP	18	▼	-21.7%	-5	
	Other	OT	16	▲	+33.3%	+4	
	Special Immigrant Juvenile Status	SI	7	▲	+250.0%	+5	
	Temporary Detention Order	TD	5	▼	-64.3%	-9	
	Voluntary Continuing Services and Support Agree	VA	5	▲	+150.0%	+3	
	Family Abuse - Protective Order	FP	4	▲	+100.0%	+2	
	Remand Custody	RC	4	▼	-69.2%	-9	
	Emergency Custody Order	EC	2	▼	-75.0%	-6	
	Capias	CA	1	▲	-	+1	
	Total			2,290	▲	3.9%	+87
	GRAND TOTAL			5,927	▲	3.2%	+185

Filings by Major Case Category**

Category	Summary	Change	% Change	Absolute Change
Adult Criminal	2,120	▲	+7.8%	+154
Child Dependency	157	▲	+24.6%	+31
Child in Need of Services/Supervision	95	▲	+3.3%	+3
Custody and Visitation	1,155	▼	-14.7%	-199

* Compared to same time period as previous year
 7/10/2024 3:04:11PM

** Case Type Categories are defined in the 2017 Virginia Judicial Workload Assessment
 Source: SCV-SQL-Information

Delinquency	532	▲	+56.5%	+192
Juvenile Miscellaneous	45	▲	+21.6%	+8
New to Workload Study	106	▲	+71.0%	+44
Other	732	▲	-10.3%	-84
Protective Orders	311	▲	+4.7%	+14
Support	633	▼	+3.4%	+21
Traffic	41	▲	+2.5%	+1
GRAND TOTAL	5,927	▲	3.2%	+185

2024 Overall GRAND TOTAL		Distribution of Caseload			Change*		Percentage (%) of Caseload		
4,428 +278 6.7% 	Adult Juvenile GRAND TOTAL	2,331	53%	7.9% ▲	+171	Adult Juvenile GRAND TOTAL	2023	2024	
		2,097	47%	5.4% ▲	+107		52.0%	52.6%	
		4,428	100%	6.7% ▲	+278		100%	100%	

Filings by Division & Code

Division	Case Type Description	Code	Summary	Change	% Change	Absolute Change	
Adult	Misdemeanor	CM	532	▲	+22.6%	+98	
	Show Cause	SC	505	▲	+29.2%	+114	
	Other	OT	455	▼	-12.3%	-64	
	Civil Support	VS	290	▲	+0.3%	+1	
	Family Abuse - Protective Order	FP	185	▲	+12.1%	+20	
	Capias	CA	148	▼	-21.7%	-41	
	Felony	CF	142	▲	+11.8%	+15	
	Remand Support	RS	38	▲	+153.3%	+23	
	Non-Family Abuse Protective Order	AP	14	▲	+180.0%	+9	
	Motion - Protective Order	MP	10	▲	+42.9%	+3	
	Violation of Protective Order	PV	7	▼	-56.3%	-9	
	Restricted License for Non-Support	SL	4	▲	+100.0%	+2	
	Criminal Support	CS	1	▲	-	+1	
	Bond Forfeiture	BF	0	▼	-100.0%	-1	
	Total		2,331	▲	7.9%	+171	
Juvenile	Custody Visitation	CV	1,226	▲	+1.2%	+14	
	Misdemeanor	DM	204	▼	-13.9%	-33	
	Truancy	TR	87	▲	+20.8%	+15	
	Status	ST	71	▲	-10.1%	-8	
	Felony	DF	59	▼	-37.9%	-36	
	Remand Visitation	RV	53	▲	+211.8%	+36	
	Remand Custody	RC	51	▲	+200.0%	+34	
	Foster Care Review	FC	38	▲	+123.5%	+21	
	Traffic	T	38	▲	+40.7%	+11	
	Permanency Planning	PH	35	▼	-5.4%	-2	
	Paternity	PT	34	▼	-35.8%	-19	
	Temporary Detention Order	TD	33	▲	+1,000.0%	+30	
	Abuse and Neglect	AN	32	▼	-5.9%	-2	
	Non-Family Abuse Protective Order	AP	25	▲	+31.6%	+6	
	Terminate Parental Rights	TP	25	▲	+316.7%	+19	
	Show Cause	SC	17	▲	+41.7%	+5	
	Voluntary Continuing Services and Support Agree	VA	14	▲	+100.0%	+7	
	Emergency Custody Order	EC	12	▲	-	+12	
	Initial Foster Care	IF	9	▼	-40.0%	-6	
	Family Abuse - Protective Order	FP	8	▲	+700.0%	+7	
	Other	OT	7	▲	+250.0%	+5	
	Entrustment	ET	6	▲	+50.0%	+2	
	Civil Violation	CI	4	▼	-60.0%	-6	
	Capias	CA	3	▼	-50.0%	-3	
	Relief of Custody	CR	3	▲	-	+3	
	Juvenile Support	JS	1	▲	-	+1	
	Mental Commitment	MC	1	↔	-	-	
	Special Immigrant Juvenile Status	SI	1	↔	-	-	
	Child In Need of Services	CS	0	▼	-100.0%	-6	
		Total		2,097	▲	5.4%	+107
		GRAND TOTAL		4,428	▲	6.7%	+278

* Compared to same time period as previous year
 7/10/2024 3:04:11PM

** Case Type Categories are defined in the 2017 Virginia Judicial Workload Assessment
 Source: SCV-SQL-Information

Filings by Major Case Category**

Category	Summary	Change	% Change	Absolute Change
Adult Criminal	1,209	▼	+11.8%	+128
Child Dependency	162	▲	+35.0%	+42
Child in Need of Services/Supervision	87	▼	+11.5%	+9
Custody and Visitation	1,260	▼	-0.4%	-5
Delinquency	283	▼	-19.1%	-67
Juvenile Miscellaneous	71	▲	-10.1%	-8
New to Workload Study	5	▼	-54.5%	-6
Other	650	▲	+13.2%	+76
Protective Orders	242	▲	+22.8%	+45
Support	421	▲	+14.4%	+53
Traffic	38	▲	+40.7%	+11
GRAND TOTAL	4,428	▲	6.7%	+278

* Compared to same time period as previous year
 7/10/2024 3:04:11PM

** Case Type Categories are defined in the 2017 Virginia Judicial Workload Assessment
 Source: SCV-SQL-Information

2024 Overall GRAND TOTAL		Distribution of Caseload		Change*		Percentage (%) of Caseload		
100 +13 14.9% 	Adult	63	63%	5.0%	▲	+3	2023	2024
	Juvenile	37	37%	37.0%	▲	+10	69.0%	63.0%
GRAND TOTAL		100	100%	14.9%	▲	+13	100%	100%

Filings by Division & Code



Division	Case Type Description	Code	Summary	Change	% Change	Absolute Change
Adult	Civil Support	VS	13	▲	+62.5%	+5
	Other	OT	11	▲	+57.1%	+4
	Family Abuse - Protective Order	FP	10	▲	+11.1%	+1
	Misdemeanor	CM	9	▼	-30.8%	-4
	Show Cause	SC	7	▼	-22.2%	-2
	Felony	CF	6	▲	+50.0%	+2
	Capias	CA	4	▼	-50.0%	-4
	Bond Forfeiture	BF	1	↔		-
	Motion - Protective Order	MP	1	▲	-	+1
	Violation of Protective Order	PV	1	↔		-
Total			63	▲	5.0%	+3
Juvenile	Custody Visitation	CV	24	▲	+50.0%	+8
	Abuse and Neglect	AN	8	▲	-	+8
	Misdemeanor	DM	4	▲	+33.3%	+1
	Truancy	TR	1	↔		-
	Felony	DF	0	▼	-100.0%	-1
	Foster Care Review	FC	0	▼	-100.0%	-1
	Non-Family Abuse Protective Order	AP	0	▼	-100.0%	-2
	Remand Custody	RC	0	▼	-100.0%	-1
	Remand Visitation	RV	0	▼	-100.0%	-1
	Traffic	T	0	▼	-100.0%	-1
Total			37	▲	37.0%	+10
GRAND TOTAL			100	▲	14.9%	+13

Filings by Major Case Category**

Category	Summary	Change	% Change	Absolute Change	
Adult Criminal	25	▼	-24.2%	-8	
Child Dependency	8	▲	+700.0%	+7	
Child in Need of Services/Supervision	1	↔		0	
Custody and Visitation	24	▲	+50.0%	+8	
Delinquency	4	▼		0	
Other	11	▼	+22.2%	+2	
Protective Orders	11	▲		0	
Support	16	▲	+45.5%	+5	
Traffic	0	▼	-100.0%	-1	
GRAND TOTAL		100	▲	14.9%	+13

* Compared to same time period as previous year
 7/10/2024 3:04:11PM

** Case Type Categories are defined in the 2017 Virginia Judicial Workload Assessment
 Source: SCV-SQL-Information

2024 Overall GRAND TOTAL		Distribution of Caseload			Change*		Percentage (%) of Caseload		
2024  2023  ↑ +60 6.7%	960	Adult	506	53%	3.7% ▲	+18	Adult	54.2%	52.7%
		Juvenile	454	47%	10.2% ▲	+42	Juvenile	45.8%	47.3%
		GRAND TOTAL	960	100%	6.7% ▲	+60	GRAND TOTAL	100%	100%

Filings by Division & Code

Division	Case Type Description	Code	Summary	Change	% Change	Absolute Change	
Adult	Misdemeanor	CM	127	▲	+7.6%	+9	
	Other	OT	96	▲	-2.0%	-2	
	Show Cause	SC	85	▲	+41.7%	+25	
	Civil Support	VS	70	▼	-17.6%	-15	
	Family Abuse - Protective Order	FP	45	▼	-10.0%	-5	
	Felony	CF	25	▼	-13.8%	-4	
	Remand Support	RS	17	▲	+466.7%	+14	
	Motion - Protective Order	MP	16	▲	+128.6%	+9	
	Violation of Protective Order	PV	10	▲	+100.0%	+5	
	Capias	CA	9	▼	-70.0%	-21	
	Non-Family Abuse Protective Order	AP	6	▲	+500.0%	+5	
	Restricted License for Non-Support	SL	0	▼	-100.0%	-2	
		Total		506	▲	3.7%	+18
Juvenile	Custody Visitation	CV	292	▲	+10.2%	+27	
	Remand Visitation	RV	26	▲	+225.0%	+18	
	Remand Custody	RC	25	▲	+212.5%	+17	
	Misdemeanor	DM	23	▼	-58.9%	-33	
	Traffic	T	16	▲	+14.3%	+2	
	Status	ST	14	▲	+55.6%	+5	
	Temporary Detention Order	TD	9	▲	+350.0%	+7	
	Motion - Protective Order	MP	8	▲	+100.0%	+4	
	Foster Care Review	FC	7	▲	+16.7%	+1	
	Non-Family Abuse Protective Order	AP	5	▲	+25.0%	+1	
	Other	OT	5	▲	-	+5	
	Child In Need of Services	CS	4	▲	+300.0%	+3	
	Paternity	PT	4	↔	-	-	
	Abuse and Neglect	AN	3	↔	-	-	
	Felony	DF	3	▼	-80.0%	-12	
	Initial Foster Care	IF	3	▲	+50.0%	+1	
	Permanency Planning	PH	3	↔	-	-	
	Emergency Custody Order	EC	1	▲	-	+1	
	Relief of Custody	CR	1	▲	-	+1	
	Truancy	TR	1	▼	-50.0%	-1	
	Voluntary Continuing Services and Support Agreen	VA	1	▲	-	+1	
	Civil Violation	CI	0	▼	-100.0%	-1	
	Show Cause	SC	0	▼	-100.0%	-5	
		Total		454	▲	10.2%	+42
	GRAND TOTAL			960	▲	6.7%	+60

Filings by Major Case Category**

Category	Summary	Change	% Change	Absolute Change
Adult Criminal	235	▲	+2.6%	+6
Child Dependency	18	▲	+28.6%	+4
Child in Need of Services/Supervision	5	▲	+66.7%	+2
Custody and Visitation	296	▲	+10.0%	+27
Delinquency	26	▼	-65.8%	-50
Juvenile Miscellaneous	14	▲	+55.6%	+5
New to Workload Study	0	▼	-100.0%	-1

* Compared to same time period as previous year
 7/10/2024 3:04:11PM

** Case Type Categories are defined in the 2017 Virginia Judicial Workload Assessment
 Source: SCV-SQL-Information

CPSS - JCMS CASELOAD STATISTICS OF THE JUVENILE & DOMESTIC RELATIONS DISTRICT COURTS
 January 2024 thru May 2024 Filings (Compared to January 2023 thru May 2023)

Gloucester

District: 9 FIPS: 073

Other	179	▲	+50.4%	+60
Protective Orders	80	▲	+21.2%	+14
Support	91	▼	-9.0%	-9
Traffic	16	▲	+14.3%	+2
GRAND TOTAL	960	▲	6.7%	+60

2024 Overall GRAND TOTAL		Distribution of Caseload			Change*		Percentage (%) of Caseload		
206	+17 9.0%	Adult	117	57%	23.2% ▲	+22	Adult	50.3%	56.8%
2024	↑	Juvenile	89	43%	-5.3% ▼	-5	Juvenile	49.7%	43.2%
2023		GRAND TOTAL	206	100%	9.0% ▲	+17	GRAND TOTAL	100%	100%

Filings by Division & Code

Division	Case Type Description	Code	Summary	Change	% Change	Absolute Change
Adult	Misdemeanor	CM	29	▲	+11.5%	+3
	Other	OT	26	▼	-21.2%	-7
	Civil Support	VS	18	▲	+28.6%	+4
	Family Abuse - Protective Order	FP	15	▲	+36.4%	+4
	Show Cause	SC	15	▲	+650.0%	+13
	Capias	CA	6	▲	-	+6
	Felony	CF	3	▼	-40.0%	-2
	Violation of Protective Order	PV	3	▲	+50.0%	+1
	Motion - Protective Order	MP	1	▼	-50.0%	-1
	Restricted License for Non-Support	SL	1	▲	-	+1
	Total		117	▲	23.2%	+22
Juvenile	Custody Visitation	CV	43	▼	-36.8%	-25
	Foster Care Review	FC	11	▲	+450.0%	+9
	Non-Family Abuse Protective Order	AP	9	▲	-	+9
	Misdemeanor	DM	8	▼	-42.9%	-6
	Traffic	T	4	▼	-20.0%	-1
	Abuse and Neglect	AN	3	▲	-	+3
	Other	OT	3	▲	-	+3
	Truancy	TR	3	▲	+200.0%	+2
	Paternity	PT	2	▲	-	+2
	Permanency Planning	PH	1	▲	-	+1
	Show Cause	SC	1	▲	-	+1
	Status	ST	1	▲	-	+1
	Entrustment	ET	0	▼	-100.0%	-1
	Felony	DF	0	▼	-100.0%	-1
	Temporary Detention Order	TD	0	▼	-100.0%	-1
	Voluntary Continuing Services and Support Agree	VA	0	▼	-100.0%	-1
	Total		89	▼	-5.3%	-5
GRAND TOTAL			206	▲	9.0%	+17

Filings by Major Case Category**

Category	Summary	Change	% Change	Absolute Change
Adult Criminal	51	▲	+45.7%	+16
Child Dependency	15	▲	+275.0%	+11
Child in Need of Services/Supervision	3	▲	+200.0%	+2
Custody and Visitation	45	▲	-33.8%	-23
Delinquency	9	▲	-40.0%	-6
Juvenile Miscellaneous	1	▲	-	+1
Other	29	▲	-14.7%	-5
Protective Orders	25	▲	+92.3%	+12
Support	24	▲	+71.4%	+10
Traffic	4	▼	-20.0%	-1
GRAND TOTAL	206	▲	9.0%	+17

* Compared to same time period as previous year
 7/10/2024 3:04:11PM

** Case Type Categories are defined in the 2017 Virginia Judicial Workload Assessment
 Source: SCV-SQL-Information

2024 Overall GRAND TOTAL		Distribution of Caseload			Change*		Percentage (%) of Caseload		
487 	+38	Adult	288	59%	32.1% ▲	+70	Adult	48.6%	59.1%
	8.5%	Juvenile	199	41%	-13.9% ▼	-32	Juvenile	51.4%	40.9%
		GRAND TOTAL	487	100%	8.5% ▲	+38	GRAND TOTAL	100%	100%

Filings by Division & Code

Division	Case Type Description	Code	Summary	Change	% Change	Absolute Change
Adult	Misdemeanor	CM	76	▲	+72.7%	+32
	Other	OT	68	▲	+58.1%	+25
	Civil Support	VS	50	▲	+35.1%	+13
	Show Cause	SC	40	▲	-	-
	Family Abuse - Protective Order	FP	27	▲	+35.0%	+7
	Capias	CA	8	↔	-	-
	Violation of Protective Order	PV	5	▲	+150.0%	+3
	Felony	CF	4	▼	-55.6%	-5
	Remand Support	RS	4	▲	+100.0%	+2
	Motion - Protective Order	MP	3	▼	-50.0%	-3
	Criminal Support	CS	2	▲	-	+2
	Non-Family Abuse Protective Order	AP	1	▼	-85.7%	-6
	Total			288	▲	32.1%
Juvenile	Custody Visitation	CV	132	▼	-17.0%	-27
	Traffic	T	17	▲	+13.3%	+2
	Misdemeanor	DM	12	▼	-62.5%	-20
	Truancy	TR	6	▲	+200.0%	+4
	Non-Family Abuse Protective Order	AP	5	▲	+150.0%	+3
	Remand Custody	RC	5	▲	-	+5
	Foster Care Review	FC	4	↔	-	-
	Remand Visitation	RV	4	▲	-	+4
	Paternity	PT	3	▲	+50.0%	+1
	Show Cause	SC	3	▼	-25.0%	-1
	Status	ST	3	▲	-	+3
	Child In Need of Services	CS	2	▲	+100.0%	+1
	Abuse and Neglect	AN	1	▼	-50.0%	-1
	Emergency Custody Order	EC	1	▲	-	+1
	Other	OT	1	▲	-	+1
	Capias	CA	0	▼	-100.0%	-1
	Civil Violation	CI	0	▼	-100.0%	-1
	Felony	DF	0	▼	-100.0%	-5
	Qualified Residential Treatment	QR	0	▼	-100.0%	-1
	Total			199	▼	-13.9%
GRAND TOTAL			487	▲	8.5%	+38

Filings by Major Case Category**

Category	Summary	Change	% Change	Absolute Change
Adult Criminal	114	▲	+18.8%	+18
Child Dependency	5	▼	-28.6%	-2
Child in Need of Services/Supervision	8	▲	+166.7%	+5
Custody and Visitation	135	▲	-16.1%	-26
Delinquency	15	▼	-64.3%	-27
Juvenile Miscellaneous	3	▲	-	+3
New to Workload Study	0	▼	-100.0%	-1
Other	83	▲	+84.4%	+38
Protective Orders	36	▲	+2.9%	+1
Support	71	▲	+61.4%	+27

* Compared to same time period as previous year
 7/10/2024 3:04:11PM

** Case Type Categories are defined in the 2017 Virginia Judicial Workload Assessment
 Source: SCV-SQL-Information

Traffic		17	▲	+13.3%	+2
	GRAND TOTAL	487	▲	8.5%	+38

2024 Overall GRAND TOTAL		Distribution of Caseload		Change*		Percentage (%) of Caseload		
168 +4 2.4% 	Adult	70	42%	14.8% ▲	+9	Adult	2023	2024
	Juvenile	98	58%	-4.9% ▼	-5	Juvenile	62.8%	58.3%
GRAND TOTAL		168	100%	2.4% ▲	+4	GRAND TOTAL	100%	100%

Filings by Division & Code

Division	Case Type Description	Code	Summary	Change	% Change	Absolute Change	
Adult	Misdemeanor	CM	21	▲	+110.0%	+11	
	Show Cause	SC	12	▲	+9.1%	+1	
	Civil Support	VS	11	▼	-38.9%	-7	
	Other	OT	11	▲	+22.2%	+2	
	Family Abuse - Protective Order	FP	6	↔		-	
	Capias	CA	5	▲	+25.0%	+1	
	Felony	CF	1	▼	-50.0%	-1	
	Motion - Protective Order	MP	1	▲	-	+1	
	Non-Family Abuse Protective Order	AP	1	↔		-	
	Violation of Protective Order	PV	1	▲	-	+1	
	Total		70	▲	14.8%	+9	
Juvenile	Custody Visitation	CV	66	▲	+29.4%	+15	
	Abuse and Neglect	AN	7	▼	-30.0%	-3	
	Status	ST	7	▲	+250.0%	+5	
	Permanency Planning	PH	6	▲	+500.0%	+5	
	Traffic	T	4	↔		-	
	Felony	DF	2	▼	-50.0%	-2	
	Misdemeanor	DM	2	▼	-80.0%	-8	
	Foster Care Review	FC	1	↔		-	
	Initial Foster Care	IF	1	▼	-80.0%	-4	
	Other	OT	1	▲	-	+1	
	Paternity	PT	1	↔		-	
	Child In Need of Services	CS	0	▼	-100.0%	-1	
	Emergency Custody Order	EC	0	▼	-100.0%	-1	
	Entrustment	ET	0	▼	-100.0%	-1	
	Motion - Protective Order	MP	0	▼	-100.0%	-1	
	Show Cause	SC	0	▼	-100.0%	-3	
	Temporary Detention Order	TD	0	▼	-100.0%	-1	
	Truancy	TR	0	▼	-100.0%	-6	
		Total		98	▼	-4.9%	-5
	GRAND TOTAL			168	▲	2.4%	+4

Filings by Major Case Category**

Category	Summary	Change	% Change	Absolute Change
Adult Criminal	37	▲	+54.2%	+13
Child Dependency	15	▲	-16.7%	-3
Child in Need of Services/Supervision	0	▼	-100.0%	-7
Custody and Visitation	67	▲	+28.8%	+15
Delinquency	4	▼	-76.5%	-13
Juvenile Miscellaneous	7	▲	+250.0%	+5
Other	12	▲	+9.1%	+1
Protective Orders	8	▲		0
Support	14	▼	-33.3%	-7
Traffic	4	↔		0
GRAND TOTAL	168	▲	2.4%	+4

* Compared to same time period as previous year
 7/10/2024 3:04:11PM

** Case Type Categories are defined in the 2017 Virginia Judicial Workload Assessment
 Source: SCV-SQL-Information

2024 Overall GRAND TOTAL		Distribution of Caseload			Change*		Percentage (%) of Caseload		
230	-23 -9.1%	Adult	118	51%	-4.1% ▼	-5	Adult	48.6%	51.3%
2024		Juvenile	112	49%	-13.8% ▼	-18	Juvenile	51.4%	48.7%
2023		GRAND TOTAL	230	100%	-9.1% ▼	-23	GRAND TOTAL	100%	100%

Filings by Division & Code

Division	Case Type Description	Code	Summary	Change	% Change	Absolute Change
Adult	Other	OT	29	▲		-
	Misdemeanor	CM	24	▼	-11.1%	-3
	Civil Support	VS	17	▼	-19.0%	-4
	Show Cause	SC	14	▼	-33.3%	-7
	Felony	CF	12	▲	+500.0%	+10
	Family Abuse - Protective Order	FP	11	▼	-8.3%	-1
	Capias	CA	4	▼	-42.9%	-3
	Non-Family Abuse Protective Order	AP	2	▲	-	+2
	Remand Support	RS	2	▲	+100.0%	+1
	Violation of Protective Order	PV	2	▼	-33.3%	-1
	Motion - Protective Order	MP	1	▲	-	+1
	Total		118	▼	-4.1%	-5
Juvenile	Custody Visitation	CV	62	▼	-17.3%	-13
	Status	ST	9	▲	+200.0%	+6
	Initial Foster Care	IF	8	▲	-	+8
	Misdemeanor	DM	5	▼	-72.2%	-13
	Abuse and Neglect	AN	4	▲	-	+4
	Foster Care Review	FC	4	▲	-	+4
	Traffic	T	4	▲	+33.3%	+1
	Remand Visitation	RV	3	▲	-	+3
	Truancy	TR	3	↔	-	-
	Child In Need of Services	CS	2	▼	-33.3%	-1
	Paternity	PT	2	▲	+100.0%	+1
	Remand Custody	RC	2	▲	-	+2
	Show Cause	SC	2	▼	-83.3%	-10
	Felony	DF	1	▼	-75.0%	-3
	Temporary Detention Order	TD	1	▼	-50.0%	-1
	Civil Violation	CI	0	▼	-100.0%	-4
	Motion - Protective Order	MP	0	▼	-100.0%	-2
		Total		112	▼	-13.8%
	GRAND TOTAL		230	▼	-9.1%	-23

Filings by Major Case Category**

Category	Summary	Change	% Change	Absolute Change		
Adult Criminal	52	▲	-7.1%	-4		
Child Dependency	16	▲	-	+16		
Child in Need of Services/Supervision	5	▼	-16.7%	-1		
Custody and Visitation	64	▲	-15.8%	-12		
Delinquency	8	▼	-76.5%	-26		
Juvenile Miscellaneous	9	▲	+200.0%	+6		
New to Workload Study	0	▼	-100.0%	-4		
Other	37	▲	+15.6%	+5		
Protective Orders	14	▲	-	0		
Support	21	▼	-16.0%	-4		
Traffic	4	▲	+33.3%	+1		
	GRAND TOTAL		230	▼	-9.1%	-23

* Compared to same time period as previous year
 7/10/2024 3:04:11PM

** Case Type Categories are defined in the 2017 Virginia Judicial Workload Assessment
 Source: SCV-SQL-Information

2024 Overall GRAND TOTAL		Distribution of Caseload		Change*		Percentage (%) of Caseload														
456 -55 -10.8% 		Adult	214	47%	-13.0%	▼	-32													
		Juvenile	242	53%	-8.7%	▼	-23													
		GRAND TOTAL	456	100%	-10.8%	▼	-55													
								<table border="1"> <thead> <tr> <th></th> <th>2023</th> <th>2024</th> </tr> </thead> <tbody> <tr> <td>Adult</td> <td>48.1%</td> <td>46.9%</td> </tr> <tr> <td>Juvenile</td> <td>51.9%</td> <td>53.1%</td> </tr> <tr> <td>GRAND TOTAL</td> <td>100%</td> <td>100%</td> </tr> </tbody> </table>		2023	2024	Adult	48.1%	46.9%	Juvenile	51.9%	53.1%	GRAND TOTAL	100%	100%
	2023	2024																		
Adult	48.1%	46.9%																		
Juvenile	51.9%	53.1%																		
GRAND TOTAL	100%	100%																		

Filings by Division & Code

Division	Case Type Description	Code	Summary	Change	% Change	Absolute Change
Adult	Misdemeanor	CM	51	▼	-40.0%	-34
	Show Cause	SC	46	▲	+228.6%	+32
	Civil Support	VS	38	▼	-9.5%	-4
	Family Abuse - Protective Order	FP	27	▲	+8.0%	+2
	Other	OT	26	▲	-13.3%	-4
	Felony	CF	16	▼	-42.9%	-12
	Capias	CA	3	▼	-72.7%	-8
	Remand Support	RS	3	▲	-	+3
	Violation of Protective Order	PV	2	▼	-33.3%	-1
	Motion - Protective Order	MP	1	▼	-85.7%	-6
	Non-Family Abuse Protective Order	AP	1	▲	-	+1
	Violation Family Abuse Protective Order	PS	0	▼	-100.0%	-1
	Total		214	▼	-13.0%	-32
Juvenile	Custody Visitation	CV	154	▲	+7.7%	+11
	Misdemeanor	DM	35	▼	-27.1%	-13
	Traffic	T	14	▼	-41.7%	-10
	Felony	DF	12	▼	-14.3%	-2
	Paternity	PT	7	▲	+250.0%	+5
	Show Cause	SC	4	▼	-20.0%	-1
	Abuse and Neglect	AN	3	▲	+50.0%	+1
	Permanency Planning	PH	3	▲	-	+3
	Relief of Custody	CR	2	▲	-	+2
	Temporary Detention Order	TD	2	▲	+100.0%	+1
	Child In Need of Services	CS	1	↔	-	-
	Initial Foster Care	IF	1	▲	-	+1
	Mental Commitment	MC	1	▼	-50.0%	-1
	Non-Family Abuse Protective Order	AP	1	▼	-83.3%	-5
	Status	ST	1	▼	-90.0%	-9
	Truancy	TR	1	▲	-	+1
	Foster Care Review	FC	0	▼	-100.0%	-2
	Other	OT	0	▼	-100.0%	-3
	Terminate Parental Rights	TP	0	▼	-100.0%	-1
	Voluntary Continuing Services and Support Agreem	VA	0	▼	-100.0%	-1
	Total		242	▼	-8.7%	-23
	GRAND TOTAL		456	▼	-10.8%	-55

Filings by Major Case Category**

Category	Summary	Change	% Change	Absolute Change
Adult Criminal	88	▼	-33.3%	-44
Child Dependency	9	▲	+50.0%	+3
Child in Need of Services/Supervision	2	▲	+100.0%	+1
Custody and Visitation	161	▲	+11.0%	+16
Delinquency	51	▼	-23.9%	-16
Juvenile Miscellaneous	1	▼	-90.0%	-9
Other	32	▲	-11.1%	-4
Protective Orders	30	▲	-21.1%	-8
Support	68	▲	+30.8%	+16
Traffic	14	▼	-41.7%	-10

* Compared to same time period as previous year
 7/10/2024 3:04:11PM

** Case Type Categories are defined in the 2017 Virginia Judicial Workload Assessment
 Source: SCV-SQL-Information

GRAND TOTAL

456



-10.8%

-55

2024 Overall GRAND TOTAL		Distribution of Caseload			Change*		Percentage (%) of Caseload		
1,582	-398 -20.1%	Adult	850	54%	-13.6% ▼	-134	Adult	49.7%	53.7%
2024		Juvenile	732	46%	-26.5% ▼	-264	Juvenile	50.3%	46.3%
2023		GRAND TOTAL	1,582	100%	-20.1% ▼	-398	GRAND TOTAL	100%	100%

Filings by Division & Code

Division	Case Type Description	Code	Summary	Change	% Change	Absolute Change	
Adult	Misdemeanor	CM	211	▲	+9.3%	+18	
	Other	OT	155	▼	-15.8%	-29	
	Show Cause	SC	150	▼	-36.7%	-87	
	Civil Support	VS	104	▼	-29.7%	-44	
	Felony	CF	84	▲	+20.0%	+14	
	Capias	CA	56	▼	+36.6%	+15	
	Family Abuse - Protective Order	FP	42	▼	-19.2%	-10	
	Remand Support	RS	26	▼	-29.7%	-11	
	Motion - Protective Order	MP	10	▲	+11.1%	+1	
	Violation of Protective Order	PV	9	▲	+28.6%	+2	
	Non-Family Abuse Protective Order	AP	2	▲	-	+2	
	Bond Forfeiture	BF	1	▼	-66.7%	-2	
	Restricted License for Non-Support	SL	0	▼	-100.0%	-3	
	Total		850	▼	-13.6%	-134	
Juvenile	Custody Visitation	CV	361	▼	-36.2%	-205	
	Misdemeanor	DM	64	▼	-34.0%	-33	
	Remand Custody	RC	47	▼	-4.1%	-2	
	Remand Visitation	RV	47	▼	-6.0%	-3	
	Show Cause	SC	35	▼	-20.5%	-9	
	Felony	DF	23	▲	+76.9%	+10	
	Truancy	TR	22	▼	-29.0%	-9	
	Status	ST	17	▼	-22.7%	-5	
	Traffic	T	17	▲	+41.7%	+5	
	Terminate Parental Rights	TP	15	▲	+1,400.0%	+14	
	Permanency Planning	PH	14	▲	+366.7%	+11	
	Special Immigrant Juvenile Status	SI	11	▲	+266.7%	+8	
	Motion - Protective Order	MP	9	▼	-10.0%	-1	
	Abuse and Neglect	AN	8	▼	-77.1%	-27	
	Paternity	PT	7	▼	-58.8%	-10	
	Temporary Detention Order	TD	7	▲	+600.0%	+6	
	Civil Violation	CI	6	▲	+100.0%	+3	
	Foster Care Review	FC	6	▼	-53.8%	-7	
	Non-Family Abuse Protective Order	AP	5	▼	-37.5%	-3	
	Other	OT	5	▲	+25.0%	+1	
	Emergency Custody Order	EC	2	▼	-50.0%	-2	
	Capias	CA	1	↔	-	-	
	Family Abuse - Protective Order	FP	1	▲	-	+1	
	Violation of Protective Order	PV	1	▲	-	+1	
	Voluntary Continuing Services and Support Agreem	VA	1	↔	-	-	
	Child In Need of Services	CS	0	▼	-100.0%	-1	
	Entrustment	ET	0	▼	-100.0%	-2	
	Initial Foster Care	IF	0	▼	-100.0%	-5	
		Total		732	▼	-26.5%	-264
	GRAND TOTAL			1,582	▼	-20.1%	-398

Filings by Major Case Category**

Category	Summary	Change	% Change	Absolute Change
Adult Criminal	488	▲	+0.8%	+4
Child Dependency	44	▲	-26.7%	-16

* Compared to same time period as previous year
 7/10/2024 3:04:11PM

** Case Type Categories are defined in the 2017 Virginia Judicial Workload Assessment
 Source: SCV-SQL-Information

Child in Need of Services/Supervision	22	▼	-31.3%	-10
Custody and Visitation	368	▼	-36.9%	-215
Delinquency	124	▲	-20.0%	-31
Juvenile Miscellaneous	17	▼	-22.7%	-5
New to Workload Study	17	▲	+183.3%	+11
Other	289	▲	-12.2%	-40
Protective Orders	69	▲	-12.7%	-10
Support	127	▼	-41.7%	-91
Traffic	17	▲	+41.7%	+5
GRAND TOTAL	1,582	▼	-20.1%	-398

2024 Overall GRAND TOTAL		Distribution of Caseload			Change*		Percentage (%) of Caseload		
1,764 +392 28.6% 		Adult	882	50%	24.8% ▲	+175	Adult	51.5%	50.0%
		Juvenile	882	50%	32.6% ▲	+217	Juvenile	48.5%	50.0%
		GRAND TOTAL	1,764	100%	28.6% ▲	+392	GRAND TOTAL	100%	100%

Filings by Division & Code

Division	Case Type Description	Code	Summary	Change	% Change	Absolute Change
Adult	Misdemeanor	CM	218	▲	+22.5%	+40
	Civil Support	VS	155	▲	+22.0%	+28
	Show Cause	SC	147	▲	+61.5%	+56
	Other	OT	115	▲	+5.5%	+6
	Felony	CF	91	▲	+21.3%	+16
	Family Abuse - Protective Order	FP	53	▼	-11.7%	-7
	Capias	CA	52	▲	+62.5%	+20
	Remand Support	RS	26	▲	+4.0%	+1
	Motion - Protective Order	MP	16	▲	+220.0%	+11
	Non-Family Abuse Protective Order	AP	8	▲	+166.7%	+5
	Restricted License for Non-Support	SL	1	▼	-50.0%	-1
	Total		882	▲	24.8%	+175
Juvenile	Custody Visitation	CV	456	▲	+16.9%	+66
	Misdemeanor	DM	147	▲	+56.4%	+53
	Felony	DF	58	▲	+222.2%	+40
	Remand Custody	RC	34	▲	+17.2%	+5
	Remand Visitation	RV	34	▲	+17.2%	+5
	Traffic	T	27	▼	-10.0%	-3
	Abuse and Neglect	AN	19	▲	+850.0%	+17
	Other	OT	15	▲	-	+15
	Non-Family Abuse Protective Order	AP	10	▲	+900.0%	+9
	Terminate Parental Rights	TP	10	▲	+100.0%	+5
	Truancy	TR	10	▼	-37.5%	-6
	Permanency Planning	PH	9	↔	-	-
	Show Cause	SC	9	▲	-18.2%	-2
	Foster Care Review	FC	7	▲	+250.0%	+5
	Status	ST	6	▲	-25.0%	-2
	Capias	CA	4	▲	+300.0%	+3
	Civil Violation	CI	4	↔	-	-
	Paternity	PT	4	▼	-33.3%	-2
	Temporary Detention Order	TD	4	▲	+300.0%	+3
	Emergency Custody Order	EC	3	▲	-	+3
	Initial Foster Care	IF	3	↔	-	-
	Child In Need of Services	CS	2	↔	-	-
	Entrustment	ET	2	▲	-	+2
	Family Abuse - Protective Order	FP	2	▲	-	+2
	Juvenile Support	JS	1	▲	-	+1
	Qualified Residential Treatment	QR	1	↔	-	-
	Voluntary Continuing Services and Support Agreem	VA	1	▲	-	+1
	Child at Risk	RI	0	▼	-100.0%	-1
	Mental Commitment	MC	0	▼	-100.0%	-1
	Special Immigrant Juvenile Status	SI	0	▼	-100.0%	-1
		Total		882	▲	32.6%
GRAND TOTAL			1,764	▲	28.6%	+392

Filings by Major Case Category**

Category	Summary	Change	% Change	Absolute Change
Adult Criminal	480	▲	+32.6%	+118
Child Dependency	52	▲	+126.1%	+29

* Compared to same time period as previous year
 7/10/2024 3:04:11PM

** Case Type Categories are defined in the 2017 Virginia Judicial Workload Assessment
 Source: SCV-SQL-Information

CPSS - JCMS CASELOAD STATISTICS OF THE JUVENILE & DOMESTIC RELATIONS DISTRICT COURTS
 January 2024 thru May 2024 Filings (Compared to January 2023 thru May 2023)

York

District: 9 FIPS: 199

Child in Need of Services/Supervision	13	▲	-27.8%	-5
Custody and Visitation	460	▼	+16.2%	+64
Delinquency	217	▲	+75.0%	+93
Juvenile Miscellaneous	6	▲	-25.0%	-2
New to Workload Study	4	▼	-20.0%	-1
Other	231	▲	+19.1%	+37
Protective Orders	89	▲	+29.0%	+20
Support	185	▲	+29.4%	+42
Traffic	27	▼	-10.0%	-3
GRAND TOTAL	1,764	▲	28.6%	+392

2024 Overall GRAND TOTAL		Distribution of Caseload		Change*		Percentage (%) of Caseload			
600 +14 2.4% 		Adult	283	47%	18.4% ▲	+44	Adult	40.8%	47.2%
		Juvenile	317	53%	-8.6% ▼	-30	Juvenile	59.2%	52.8%
		GRAND TOTAL	600	100%	2.4% ▲	+14	GRAND TOTAL	100%	100%

Filings by Division & Code

Division	Case Type Description	Code	Summary	Change	% Change	Absolute Change
Adult	Felony	CF	70	▲	+218.2%	+48
	Misdemeanor	CM	66	▲	+61.0%	+25
	Other	OT	40	▼	-18.4%	-9
	Civil Support	VS	36	▼	-35.7%	-20
	Show Cause	SC	25	▲	-3.8%	-1
	Family Abuse - Protective Order	FP	22	▼	-18.5%	-5
	Capias	CA	11	▲	+37.5%	+3
	Motion - Protective Order	MP	8	▲	+60.0%	+3
	Non-Family Abuse Protective Order	AP	2	▼	-33.3%	-1
	Violation of Protective Order	PV	2	▲	-	+2
	Remand Support	RS	1	↔	-	-
	Violation Family Abuse Protective Order	PS	0	▼	-100.0%	-1
		Total		283	▲	18.4%
Juvenile	Custody Visitation	CV	137	▼	-32.2%	-65
	Truancy	TR	51	▲	+64.5%	+20
	Misdemeanor	DM	44	▲	+33.3%	+11
	Status	ST	25	▲	-	+25
	Permanency Planning	PH	9	▲	+28.6%	+2
	Foster Care Review	FC	8	▼	-11.1%	-1
	Traffic	T	7	▲	+16.7%	+1
	Abuse and Neglect	AN	5	▼	-50.0%	-5
	Felony	DF	4	▼	-77.8%	-14
	Non-Family Abuse Protective Order	AP	4	▼	-42.9%	-3
	Relief of Custody	CR	4	▲	+300.0%	+3
	Remand Custody	RC	4	▲	+100.0%	+2
	Remand Visitation	RV	4	▲	+100.0%	+2
	Terminate Parental Rights	TP	3	▲	-	+3
	Initial Foster Care	IF	2	▼	-60.0%	-3
	Other	OT	2	▲	-	+2
	Paternity	PT	2	↔	-	-
	Child In Need of Services	CS	1	▼	-80.0%	-4
	Temporary Detention Order	TD	1	▼	-66.7%	-2
	Motion - Protective Order	MP	0	▼	-100.0%	-2
	Show Cause	SC	0	▼	-100.0%	-1
	Voluntary Continuing Services and Support Agreem	VA	0	▼	-100.0%	-1
	Total		317	▼	-8.6%	-30
	GRAND TOTAL		600	▲	2.4%	+14

Filings by Major Case Category**

Category	Summary	Change	% Change	Absolute Change
Adult Criminal	162	▲	+84.1%	+74
Child Dependency	31	▲	-6.1%	-2
Child in Need of Services/Supervision	52	▼	+44.4%	+16
Custody and Visitation	139	▼	-31.9%	-65
Delinquency	48	▼	-7.7%	-4
Juvenile Miscellaneous	25	▲	-	+25
Other	52	▲	-8.8%	-5
Protective Orders	36	▼	-18.2%	-8

* Compared to same time period as previous year
 7/10/2024 3:04:11PM

** Case Type Categories are defined in the 2017 Virginia Judicial Workload Assessment
 Source: SCV-SQL-Information

Support	48	▼	-27.3%	-18
Traffic	7	▲	+16.7%	+1
GRAND TOTAL	600	▲	2.4%	+14

2024 Overall GRAND TOTAL		Distribution of Caseload		Change*		Percentage (%) of Caseload			
367	+14 4.0%	Adult	208	57%	10.6% ▲	+20	Adult	53.3%	56.7%
2024		Juvenile	159	43%	-3.6% ▼	-6	Juvenile	46.7%	43.3%
2023		GRAND TOTAL	367	100%	4.0% ▲	+14	GRAND TOTAL	100%	100%

Filings by Division & Code

Division	Case Type Description	Code	Summary	Change	% Change	Absolute Change
Adult	Other	OT	45	▲	+40.6%	+13
	Show Cause	SC	44	▲	+83.3%	+20
	Misdemeanor	CM	40	▼	-24.5%	-13
	Civil Support	VS	27	▼	-10.0%	-3
	Family Abuse - Protective Order	FP	21	▲	+10.5%	+2
	Felony	CF	20	▲	+150.0%	+12
	Capias	CA	7	▼	-56.3%	-9
	Motion - Protective Order	MP	3	▲	+50.0%	+1
	Non-Family Abuse Protective Order	AP	1	▼	-50.0%	-1
	Protective Order	PC	0	▼	-100.0%	-2
	Total		208	▲	10.6%	+20
Juvenile	Custody Visitation	CV	103	▲	+10.8%	+10
	Traffic	T	19	▲	+111.1%	+10
	Truancy	TR	8	▼	-63.6%	-14
	Misdemeanor	DM	7	▼	-53.3%	-8
	Abuse and Neglect	AN	5	▼	-16.7%	-1
	Foster Care Review	FC	3	↔	-	-
	Initial Foster Care	IF	3	▲	-	+3
	Paternity	PT	3	▲	+50.0%	+1
	Show Cause	SC	3	▲	-	-
	Temporary Detention Order	TD	2	↔	-	-
	Felony	DF	1	▼	-83.3%	-5
	Other	OT	1	▲	-	+1
	Permanency Planning	PH	1	↔	-	-
	Civil Violation	CI	0	▼	-100.0%	-2
	Relief of Custody	CR	0	▼	-100.0%	-1
	Total		159	▼	-3.6%	-6
GRAND TOTAL			367	▲	4.0%	+14

Filings by Major Case Category**

Category	Summary	Change	% Change	Absolute Change	
Adult Criminal	103	▲	+18.4%	+16	
Child Dependency	12	▲	+9.1%	+1	
Child in Need of Services/Supervision	9	▼	-64.0%	-16	
Custody and Visitation	106	▲	+11.6%	+11	
Delinquency	10	▲	-52.4%	-11	
New to Workload Study	0	▼	-100.0%	-2	
Other	48	▲	+41.2%	+14	
Protective Orders	25	▲	+8.7%	+2	
Support	35	▼	-23.9%	-11	
Traffic	19	▲	+111.1%	+10	
GRAND TOTAL		367	▲	4.0%	+14

* Compared to same time period as previous year
 7/10/2024 3:04:11PM

** Case Type Categories are defined in the 2017 Virginia Judicial Workload Assessment
 Source: SCV-SQL-Information

2024 Overall GRAND TOTAL		Distribution of Caseload		Change*		Percentage (%) of Caseload			
231 -26 -10.1% 		Adult	113	49%	-24.7% ▼	-37	Adult	58.4%	48.9%
		Juvenile	118	51%	10.3% ▲	+11	Juvenile	41.6%	51.1%
		GRAND TOTAL	231	100%	-10.1% ▼	-26	GRAND TOTAL	100%	100%

Filings by Division & Code

Division	Case Type Description	Code	Summary	Change	% Change	Absolute Change
Adult	Other	OT	28	▼	-9.7%	-3
	Civil Support	VS	27	▼	-15.6%	-5
	Family Abuse - Protective Order	FP	16	↔		-
	Show Cause	SC	16	▲	+60.0%	+6
	Misdemeanor	CM	10	▼	-75.6%	-31
	Felony	CF	5	▼	-16.7%	-1
	Motion - Protective Order	MP	5	▲	+66.7%	+2
	Capias	CA	3	▼	-62.5%	-5
	Non-Family Abuse Protective Order	AP	2	▼	-33.3%	-1
	Violation Family Abuse Protective Order	PS	1	▲	-	+1
	Total		113	▼	-24.7%	-37
Juvenile	Custody Visitation	CV	65	▲	+1.6%	+1
	Misdemeanor	DM	13	▼	-7.1%	-1
	Motion - Protective Order	MP	6	▲	-	+6
	Traffic	T	6	▼	-14.3%	-1
	Felony	DF	5	▲	+66.7%	+2
	Abuse and Neglect	AN	4	▲	-	+4
	Non-Family Abuse Protective Order	AP	4	▲	+100.0%	+2
	Other	OT	3	▲	-	+3
	Paternity	PT	2	▲	+100.0%	+1
	Temporary Detention Order	TD	2	▲	-	+2
	Terminate Parental Rights	TP	2	↔		-
	Truancy	TR	2	↔		-
	Child In Need of Services	CS	1	▲	-	+1
	Emergency Custody Order	EC	1	▲	-	+1
	Foster Care Review	FC	1	▼	-83.3%	-5
	Permanency Planning	PH	1	▼	-66.7%	-2
	Initial Foster Care	IF	0	▼	-100.0%	-1
	Qualified Residential Treatment	QR	0	▼	-100.0%	-1
	Voluntary Continuing Services and Support Agreem	VA	0	▼	-100.0%	-1
		Total		118	▲	10.3%
	GRAND TOTAL		231	▼	-10.1%	-26

Filings by Major Case Category**

Category	Summary	Change	% Change	Absolute Change		
Adult Criminal	34	▲	-47.7%	-31		
Child Dependency	8	▲	-42.9%	-6		
Child in Need of Services/Supervision	3	▲	+50.0%	+1		
Custody and Visitation	67	▲	+3.1%	+2		
Delinquency	18	▲	+5.9%	+1		
Other	34	▲	+9.7%	+3		
Protective Orders	33	▲	+37.5%	+9		
Support	28	▲	-12.5%	-4		
Traffic	6	▼	-14.3%	-1		
	GRAND TOTAL		231	▼	-10.1%	-26

* Compared to same time period as previous year
 7/10/2024 3:04:11PM

** Case Type Categories are defined in the 2017 Virginia Judicial Workload Assessment
 Source: SCV-SQL-Information

2024 Overall GRAND TOTAL		Distribution of Caseload			Change*		Percentage (%) of Caseload		
213 +5 2.4% 	Adult	127	60%	16.5% ▲	+18	Adult	2023	2024	
	Juvenile	86	40%	-13.1% ▼	-13	Juvenile	52.4%	59.6%	
GRAND TOTAL		213	100%	2.4% ▲	+5	GRAND TOTAL	100%	100%	

Filings by Division & Code

Division	Case Type Description	Code	Summary	Change	% Change	Absolute Change
Adult	Civil Support	VS	27	↔		-
	Show Cause	SC	24	▲		-
	Family Abuse - Protective Order	FP	18	▲	+500.0%	+15
	Misdemeanor	CM	18	▼	-14.3%	-3
	Other	OT	15	▼	-25.0%	-5
	Felony	CF	12	▲	+500.0%	+10
	Capias	CA	7	▲	-22.2%	-2
	Motion - Protective Order	MP	3	▲	-	+3
	Non-Family Abuse Protective Order	AP	2	▲	+100.0%	+1
	Violation of Protective Order	PV	1	▼	-50.0%	-1
Total			127	▲	16.5%	+18
Juvenile	Custody Visitation	CV	51	▼	-12.1%	-7
	Misdemeanor	DM	11	▲	+57.1%	+4
	Motion - Protective Order	MP	7	▲	+250.0%	+5
	Truancy	TR	5	▲	+150.0%	+3
	Abuse and Neglect	AN	3	▼	-57.1%	-4
	Traffic	T	3	▼	-66.7%	-6
	Family Abuse - Protective Order	FP	2	▲	-	+2
	Capias	CA	1	▲	-	+1
	Child In Need of Services	CS	1	▲	-	+1
	Paternity	PT	1	▲	-	+1
	Relief of Custody	CR	1	▲	-	+1
	Civil Violation	CI	0	▼	-100.0%	-1
	Felony	DF	0	▼	-100.0%	-1
	Foster Care Review	FC	0	▼	-100.0%	-5
	Permanency Planning	PH	0	▼	-100.0%	-1
	Show Cause	SC	0	▼	-100.0%	-2
	Status	ST	0	▼	-100.0%	-2
	Temporary Detention Order	TD	0	▼	-100.0%	-1
	Voluntary Continuing Services and Support Agreem	VA	0	▼	-100.0%	-1
	Total			86	▼	-13.1%
GRAND TOTAL			213	▲	2.4%	+5

Filings by Major Case Category**

Category	Summary	Change	% Change	Absolute Change	
Adult Criminal	50	▲	-5.7%	-3	
Child Dependency	4	▲	-71.4%	-10	
Child in Need of Services/Supervision	6	▲	+200.0%	+4	
Custody and Visitation	53	▲	-8.6%	-5	
Delinquency	11	▼	+10.0%	+1	
Juvenile Miscellaneous	0	▼	-100.0%	-2	
New to Workload Study	0	▼	-100.0%	-1	
Other	15	▼	-28.6%	-6	
Protective Orders	32	▲	+433.3%	+26	
Support	39	▲	+21.9%	+7	
Traffic	3	▼	-66.7%	-6	
GRAND TOTAL		213	▲	2.4%	+5

* Compared to same time period as previous year
 7/10/2024 3:04:11PM

** Case Type Categories are defined in the 2017 Virginia Judicial Workload Assessment
 Source: SCV-SQL-Information

2024 Overall GRAND TOTAL		Distribution of Caseload		Change*		Percentage (%) of Caseload			
815	-110 -11.9%	Adult	422	52%	-22.0% ▼	-119	Adult	58.5%	51.8%
2024		Juvenile	393	48%	2.3% ▲	+9	Juvenile	41.5%	48.2%
2023		GRAND TOTAL	815	100%	-11.9% ▼	-110	GRAND TOTAL	100%	100%

Filings by Division & Code

Division	Case Type Description	Code	Summary	Change	% Change	Absolute Change	
Adult	Misdemeanor	CM	106	▼	-25.4%	-36	
	Civil Support	VS	88	▼	-30.7%	-39	
	Other	OT	78	▼	-2.5%	-2	
	Show Cause	SC	67	▼	-30.9%	-30	
	Family Abuse - Protective Order	FP	31	▼	-24.4%	-10	
	Felony	CF	21	▼	-27.6%	-8	
	Capias	CA	19	▲	+58.3%	+7	
	Non-Family Abuse Protective Order	AP	3	↔		-	
	Violation Family Abuse Protective Order	PS	3	▲	+200.0%	+2	
	Motion - Protective Order	MP	2	▲	+100.0%	+1	
	Violation of Protective Order	PV	2	▲	-	+2	
	Remand Support	RS	1	▼	-50.0%	-1	
	Restricted License for Non-Support	SL	1	▼	-50.0%	-1	
	Criminal Support	CS	0	▼	-100.0%	-4	
	Total		422	▼	-22.0%	-119	
Juvenile	Custody Visitation	CV	215	▲	+10.8%	+21	
	Misdemeanor	DM	64	▲	+8.5%	+5	
	Felony	DF	25	▼	-13.8%	-4	
	Traffic	T	13	▼	-40.9%	-9	
	Motion - Protective Order	MP	10	▲	+25.0%	+2	
	Paternity	PT	10	▼	-50.0%	-10	
	Terminate Parental Rights	TP	6	▲	+500.0%	+5	
	Civil Violation	CI	5	▲	+400.0%	+4	
	Permanency Planning	PH	5	▼	-28.6%	-2	
	Relief of Custody	CR	5	▲	+66.7%	+2	
	Child In Need of Services	CS	4	▲	-	+4	
	Emergency Custody Order	EC	4	▲	+100.0%	+2	
	Truancy	TR	4	↔		-	
	Voluntary Continuing Services and Support Agreem	VA	4	↔		-	
	Non-Family Abuse Protective Order	AP	3	▲	+50.0%	+1	
	Temporary Detention Order	TD	3	↔		-	
	Capias	CA	2	▲	-	+2	
	Remand Custody	RC	2	▼	-66.7%	-4	
	Remand Visitation	RV	2	↔		-	
	Abuse and Neglect	AN	1	▼	-66.7%	-2	
	Emancipation	EP	1	▲	-	+1	
	Family Abuse - Protective Order	FP	1	▲	-	+1	
	Foster Care Review	FC	1	▼	-85.7%	-6	
	Initial Foster Care	IF	1	▲	-	+1	
	Other	OT	1	▼	-66.7%	-2	
	Qualified Residential Treatment	QR	1	▲	-	+1	
	Status	ST	0	▼	-100.0%	-4	
		Total		393	▲	2.3%	+9
	GRAND TOTAL			815	▼	-11.9%	-110

Filings by Major Case Category**

Category	Summary	Change	% Change	Absolute Change
Adult Criminal	195	▲	-23.2%	-59
Child Dependency	24	▲	-4.0%	-1

* Compared to same time period as previous year
 7/10/2024 3:04:11PM

** Case Type Categories are defined in the 2017 Virginia Judicial Workload Assessment
 Source: SCV-SQL-Information

CPSS - JCMS CASELOAD STATISTICS OF THE JUVENILE & DOMESTIC RELATIONS DISTRICT COURTS
 January 2024 thru May 2024 Filings (Compared to January 2023 thru May 2023)

Child in Need of Services/Supervision	8	▲	+100.0%	+4
Custody and Visitation	225	▼	+5.1%	+11
Delinquency	91	▲	+3.4%	+3
Juvenile Miscellaneous	1	▲	-75.0%	-3
New to Workload Study	5	▲	+400.0%	+4
Other	91	▼	-7.1%	-7
Protective Orders	50	▲	-9.1%	-5
Support	112	▼	-30.0%	-48
Traffic	13	▼	-40.9%	-9
GRAND TOTAL	815	▼	-11.9%	-110

2024 Overall GRAND TOTAL		Distribution of Caseload			Change*		Percentage (%) of Caseload		
322 	+9 2.9%	Adult	160	50%	-0.6% ▼	-1	Adult	51.4%	49.7%
		Juvenile	162	50%	6.6% ▲	+10	Juvenile	48.6%	50.3%
		GRAND TOTAL	322	100%	2.9% ▲	+9	GRAND TOTAL	100%	100%

Filings by Division & Code

Division	Case Type Description	Code	Summary	Change	% Change	Absolute Change
Adult	Misdemeanor	CM	39	▲	+18.2%	+6
	Civil Support	VS	35	▼	-16.7%	-7
	Other	OT	24	▲	+14.3%	+3
	Show Cause	SC	23	▲	-28.1%	-9
	Family Abuse - Protective Order	FP	17	▲	+21.4%	+3
	Felony	CF	13	▲	+85.7%	+6
	Capias	CA	4	▼	-50.0%	-4
	Motion - Protective Order	MP	2	↔		-
	Violation of Protective Order	PV	2	▲	-	+2
	Non-Family Abuse Protective Order	AP	1	▼	-50.0%	-1
	Total		160	▼	-0.6%	-1
Juvenile	Custody Visitation	CV	80	▲	+19.4%	+13
	Misdemeanor	DM	34	▲	+41.7%	+10
	Abuse and Neglect	AN	7	▼	-12.5%	-1
	Entrustment	ET	5	▲	-	+5
	Truancy	TR	5	▼	-58.3%	-7
	Child In Need of Services	CS	4	▲	+300.0%	+3
	Permanency Planning	PH	4	▲	-	+4
	Status	ST	4	↔		-
	Traffic	T	4	▼	-20.0%	-1
	Felony	DF	3	▼	-80.0%	-12
	Terminate Parental Rights	TP	3	▲	-	+3
	Paternity	PT	2	▼	-60.0%	-3
	Show Cause	SC	2	▲	-	+2
	Civil Violation	CI	1	▲	-	+1
	Foster Care Review	FC	1	▼	-66.7%	-2
	Non-Family Abuse Protective Order	AP	1	▼	-50.0%	-1
	Temporary Detention Order	TD	1	▲	-	+1
	Voluntary Continuing Services and Support Agreem	VA	1	↔		-
	Initial Foster Care	IF	0	▼	-100.0%	-3
	Other	OT	0	▼	-100.0%	-2
	Total		162	▲	6.6%	+10
	GRAND TOTAL		322	▲	2.9%	+9

Filings by Major Case Category**

Category	Summary	Change	% Change	Absolute Change
Adult Criminal	77	▲	-1.3%	-1
Child Dependency	21	▲	+40.0%	+6
Child in Need of Services/Supervision	9	▲	-30.8%	-4
Custody and Visitation	82	▼	+13.9%	+10
Delinquency	39	▲		0
Juvenile Miscellaneous	4	↔		0
New to Workload Study	1	▲	-	+1
Other	25	▲	+8.7%	+2
Protective Orders	21	▼	+5.0%	+1
Support	39	▲	-11.4%	-5
Traffic	4	▼	-20.0%	-1

* Compared to same time period as previous year
 7/10/2024 3:04:11PM

** Case Type Categories are defined in the 2017 Virginia Judicial Workload Assessment
 Source: SCV-SQL-Information

GRAND TOTAL

322

▲

2.9%

+9

2024 Overall GRAND TOTAL		Distribution of Caseload		Change*		Percentage (%) of Caseload		
837	-28 -3.2%	Adult	410 49%	5.7% ▲	+22	Adult	44.9%	49.0%
2024		Juvenile	427 51%	-10.5% ▼	-50	Juvenile	55.1%	51.0%
2023		GRAND TOTAL	837 100%	-3.2% ▼	-28	GRAND TOTAL	100%	100%

Filings by Division & Code

Division	Case Type Description	Code	Summary	Change	% Change	Absolute Change	
Adult	Misdemeanor	CM	88	▲	+25.7%	+18	
	Civil Support	VS	80	▼	-17.5%	-17	
	Show Cause	SC	71	▲	+7.6%	+5	
	Other	OT	59	▼	-6.3%	-4	
	Family Abuse - Protective Order	FP	46	▲	+27.8%	+10	
	Felony	CF	34	▲	+41.7%	+10	
	Capias	CA	16	▲	+23.1%	+3	
	Motion - Protective Order	MP	6	▼	-14.3%	-1	
	Non-Family Abuse Protective Order	AP	3	↔		-	
	Protective Order	PC	3	▲	-	+3	
	Violation of Protective Order	PV	2	▼	-50.0%	-2	
	Remand Support	RS	1	▼	-50.0%	-1	
	Violation Family Abuse Protective Order	PS	1	▲	-	+1	
	Bond Forfeiture	BF	0	▼	-100.0%	-2	
	Restricted License for Non-Support	SL	0	▼	-100.0%	-1	
	Total		410	▲	5.7%	+22	
Juvenile	Custody Visitation	CV	218	▼	-6.8%	-16	
	Misdemeanor	DM	64	▼	-15.8%	-12	
	Motion - Protective Order	MP	31	▼	-11.4%	-4	
	Paternity	PT	24	▼	-4.0%	-1	
	Traffic	T	23	▼	-11.5%	-3	
	Truancy	TR	14	▲	+250.0%	+10	
	Status	ST	9	▲	+50.0%	+3	
	Child In Need of Services	CS	7	▼	-22.2%	-2	
	Foster Care Review	FC	7	▲	+133.3%	+4	
	Felony	DF	6	▼	-45.5%	-5	
	Permanency Planning	PH	5	▼	-16.7%	-1	
	Abuse and Neglect	AN	4	▼	-60.0%	-6	
	Emergency Custody Order	EC	3	▲	-	+3	
	Initial Foster Care	IF	3	▼	-50.0%	-3	
	Terminate Parental Rights	TP	3	↔		-	
	Civil Violation	CI	1	▲	-	+1	
	Non-Family Abuse Protective Order	AP	1	▼	-66.7%	-2	
	Relief of Custody	CR	1	▼	-85.7%	-6	
	Remand Custody	RC	1	▼	-66.7%	-2	
	Remand Visitation	RV	1	▼	-50.0%	-1	
	Voluntary Continuing Services and Support Agree	VA	1	↔		-	
	Child at Risk	RI	0	▼	-100.0%	-1	
	Entrustment	ET	0	▼	-100.0%	-2	
	Other	OT	0	▼	-100.0%	-1	
	Qualified Residential Treatment	QR	0	▼	-100.0%	-1	
	Temporary Detention Order	TD	0	▼	-100.0%	-2	
		Total		427	▼	-10.5%	-50
	GRAND TOTAL			837	▼	-3.2%	-28

Filings by Major Case Category**

Category	Summary	Change	% Change	Absolute Change
Adult Criminal	188	▲	+16.0%	+26
Child Dependency	24	▼	-40.0%	-16

* Compared to same time period as previous year
 7/10/2024 3:04:11PM

** Case Type Categories are defined in the 2017 Virginia Judicial Workload Assessment
 Source: SCV-SQL-Information

Child in Need of Services/Supervision	21	▲	+61.5%	+8
Custody and Visitation	242	▼	-6.6%	-17
Delinquency	70	▼	-19.5%	-17
Juvenile Miscellaneous	9	▲	+50.0%	+3
New to Workload Study	1	▲	-	+1
Other	65	▲	-11.0%	-8
Protective Orders	87	▼	+3.6%	+3
Support	107	▼	-7.0%	-8
Traffic	23	▼	-11.5%	-3
GRAND TOTAL	837	▼	-3.2%	-28

2024 Overall GRAND TOTAL		Distribution of Caseload		Change*		Percentage (%) of Caseload		
425	-61 -12.6%	Adult	215 51%	-20.1% ▼	-54	Adult	55.3%	50.6%
2024		Juvenile	210 49%	-3.2% ▼	-7	Juvenile	44.7%	49.4%
2023		GRAND TOTAL	425 100%	-12.6% ▼	-61	GRAND TOTAL	100%	100%

Filings by Division & Code

Division	Case Type Description	Code	Summary	Change	% Change	Absolute Change
Adult	Civil Support	VS	65	▲	+25.0%	+13
	Other	OT	37	▼	-19.6%	-9
	Misdemeanor	CM	35	▼	-42.6%	-26
	Show Cause	SC	26	▼	-56.7%	-34
	Family Abuse - Protective Order	FP	24	▲	+50.0%	+8
	Capias	CA	12	▲	-	-
	Felony	CF	12	▼	-7.7%	-1
	Motion - Protective Order	MP	3	↔	-	-
	Protective Order	PC	1	▲	-	+1
	Non-Family Abuse Protective Order	AP	0	▼	-100.0%	-6
	Total		215	▼	-20.1%	-54
Juvenile	Custody Visitation	CV	133	▼	-8.9%	-13
	Misdemeanor	DM	26	▲	+36.8%	+7
	Traffic	T	14	▼	-39.1%	-9
	Paternity	PT	9	▲	+800.0%	+8
	Child In Need of Services	CS	4	▲	+33.3%	+1
	Motion - Protective Order	MP	4	▲	-	+4
	Temporary Detention Order	TD	4	▲	+300.0%	+3
	Truancy	TR	4	▲	+300.0%	+3
	Capias	CA	3	▲	+200.0%	+2
	Emergency Custody Order	EC	2	▲	-	+2
	Non-Family Abuse Protective Order	AP	2	▲	-	+2
	Abuse and Neglect	AN	1	▼	-75.0%	-3
	Civil Violation	CI	1	▲	-	+1
	Felony	DF	1	▼	-91.7%	-11
	Foster Care Review	FC	1	↔	-	-
	Show Cause	SC	1	▼	-66.7%	-2
	Terminate Parental Rights	TP	0	▼	-100.0%	-2
		Total		210	▼	-3.2%
GRAND TOTAL			425	▼	-12.6%	-61

Filings by Major Case Category**

Category	Summary	Change	% Change	Absolute Change		
Adult Criminal	64	▲	-49.2%	-62		
Child Dependency	2	▼	-71.4%	-5		
Child in Need of Services/Supervision	8	▲	+100.0%	+4		
Custody and Visitation	142	▲	-3.4%	-5		
Delinquency	31	▲	-11.4%	-4		
New to Workload Study	1	▲	-	+1		
Other	43	▲	-8.5%	-4		
Protective Orders	33	▲	+32.0%	+8		
Support	87	▲	+20.8%	+15		
Traffic	14	▼	-39.1%	-9		
GRAND TOTAL			425	▼	-12.6%	-61

* Compared to same time period as previous year
 7/10/2024 3:04:11PM

** Case Type Categories are defined in the 2017 Virginia Judicial Workload Assessment
 Source: SCV-SQL-Information

2024 Overall GRAND TOTAL	Distribution of Caseload	Change*	Percentage (%) of Caseload																								
343 +10 3.0% 	<table border="1"> <tr> <td>Adult</td> <td>187</td> <td>55%</td> <td>16.9% ▲</td> <td>+27</td> </tr> <tr> <td>Juvenile</td> <td>156</td> <td>45%</td> <td>-9.8% ▼</td> <td>-17</td> </tr> <tr> <td>GRAND TOTAL</td> <td>343</td> <td>100%</td> <td>3.0% ▲</td> <td>+10</td> </tr> </table>	Adult	187	55%	16.9% ▲	+27	Juvenile	156	45%	-9.8% ▼	-17	GRAND TOTAL	343	100%	3.0% ▲	+10		<table border="1"> <tr> <td>Adult</td> <td>2023: 48.0%</td> <td>2024: 54.5%</td> </tr> <tr> <td>Juvenile</td> <td>2023: 52.0%</td> <td>2024: 45.5%</td> </tr> <tr> <td>GRAND TOTAL</td> <td>100%</td> <td>100%</td> </tr> </table>	Adult	2023: 48.0%	2024: 54.5%	Juvenile	2023: 52.0%	2024: 45.5%	GRAND TOTAL	100%	100%
Adult	187	55%	16.9% ▲	+27																							
Juvenile	156	45%	-9.8% ▼	-17																							
GRAND TOTAL	343	100%	3.0% ▲	+10																							
Adult	2023: 48.0%	2024: 54.5%																									
Juvenile	2023: 52.0%	2024: 45.5%																									
GRAND TOTAL	100%	100%																									

Filings by Division & Code

Division	Case Type Description	Code	Summary	Change	% Change	Absolute Change
Adult	Misdemeanor	CM	52	▲	+67.7%	+21
	Civil Support	VS	38	▲	+40.7%	+11
	Other	OT	31	▼	-8.8%	-3
	Felony	CF	22	▲	+633.3%	+19
	Show Cause	SC	16	▼	-51.5%	-17
	Capias	CA	12	▼	-7.7%	-1
	Family Abuse - Protective Order	FP	11	▼	-8.3%	-1
	Motion - Protective Order	MP	2	↔		-
	Non-Family Abuse Protective Order	AP	2	↔		-
	Remand Support	RS	1	↔		-
	Protective Order	PC	0	▼	-100.0%	-1
	Restricted License for Non-Support	SL	0	▼	-100.0%	-1
	Total		187	▲	16.9%	+27
Juvenile	Custody Visitation	CV	65	▼	-36.3%	-37
	Show Cause	SC	36	▲	+89.5%	+17
	Truancy	TR	18	▲	+125.0%	+10
	Misdemeanor	DM	10	▼	-23.1%	-3
	Felony	DF	6	▲	+500.0%	+5
	Terminate Parental Rights	TP	4	▲	-	+4
	Traffic	T	3	▼	-40.0%	-2
	Non-Family Abuse Protective Order	AP	2	↔		-
	Remand Custody	RC	2	▼	-60.0%	-3
	Special Immigrant Juvenile Status	SI	2	▲	-	+2
	Temporary Detention Order	TD	2	▲	-	+2
	Child In Need of Services	CS	1	▼	-50.0%	-1
	Foster Care Review	FC	1	↔		-
	Initial Foster Care	IF	1	▲	-	+1
	Paternity	PT	1	▼	-50.0%	-1
	Status	ST	1	▲	-	+1
	Voluntary Continuing Services and Support Agree	VA	1	▲	-	+1
	Motion - Protective Order	MP	0	▼	-100.0%	-3
	Other	OT	0	▼	-100.0%	-2
	Permanency Planning	PH	0	▼	-100.0%	-4
Qualified Residential Treatment	QR	0	▼	-100.0%	-4	
	Total		156	▼	-9.8%	-17
GRAND TOTAL			343	▲	3.0%	+10

Filings by Major Case Category**

Category	Summary	Change	% Change	Absolute Change
Adult Criminal	97	▲	+29.3%	+22
Child Dependency	7	▲	-22.2%	-2
Child in Need of Services/Supervision	19	▲	+90.0%	+9
Custody and Visitation	66	▼	-36.5%	-38
Delinquency	52	▲	+57.6%	+19
Juvenile Miscellaneous	1	▲	-	+1
New to Workload Study	2	▲	-	+2
Other	36	▲	-14.3%	-6
Protective Orders	17	▼	-19.0%	-4

* Compared to same time period as previous year
 7/10/2024 3:04:11PM

** Case Type Categories are defined in the 2017 Virginia Judicial Workload Assessment
 Source: SCV-SQL-Information

CPSS - JCMS CASELOAD STATISTICS OF THE JUVENILE & DOMESTIC RELATIONS DISTRICT COURTS
January 2024 thru May 2024 Filings (Compared to January 2023 thru May 2023)

Support	43	▼	+26.5%	+9
Traffic	3	▼	-40.0%	-2
GRAND TOTAL	343	▲	3.0%	+10

2024 Overall GRAND TOTAL		Distribution of Caseload		Change*		Percentage (%) of Caseload			
876 +47 5.7% 	2024 2023	Adult	441	50%	-0.2% ▼	-1	Adult	53.3%	50.3%
		Juvenile	435	50%	12.4% ▲	+48	Juvenile	46.7%	49.7%
GRAND TOTAL		876	100%	5.7% ▲	+47	GRAND TOTAL	100%	100%	

Filings by Division & Code

Division	Case Type Description	Code	Summary	Change	% Change	Absolute Change	
Adult	Misdemeanor	CM	94	▼	-26.6%	-34	
	Other	OT	80	▼	+2.6%	+2	
	Civil Support	VS	75	▼	-11.8%	-10	
	Felony	CF	72	▲	+140.0%	+42	
	Show Cause	SC	68	▲	+17.2%	+10	
	Capias	CA	24	▲	+60.0%	+9	
	Family Abuse - Protective Order	FP	21	▼	-40.0%	-14	
	Motion - Protective Order	MP	3	▼	-50.0%	-3	
	Non-Family Abuse Protective Order	AP	3	▼	-57.1%	-4	
	Criminal Support	CS	1	▲	-	+1	
	Total		441	▼	-0.2%	-1	
Juvenile	Custody Visitation	CV	271	▲	+3.8%	+10	
	Misdemeanor	DM	68	▲	+74.4%	+29	
	Traffic	T	24	▼	-7.7%	-2	
	Abuse and Neglect	AN	14	▲	+1,300.0%	+13	
	Foster Care Review	FC	13	▲	+333.3%	+10	
	Permanency Planning	PH	9	▼	-10.0%	-1	
	Initial Foster Care	IF	8	▲	-	+8	
	Emergency Custody Order	EC	4	▲	+300.0%	+3	
	Felony	DF	4	▼	-78.9%	-15	
	Paternity	PT	4	▼	-20.0%	-1	
	Terminate Parental Rights	TP	4	▼	-33.3%	-2	
	Temporary Detention Order	TD	3	↔	-	-	
	Show Cause	SC	2	▼	-60.0%	-3	
	Capias	CA	1	▼	-50.0%	-1	
	Child In Need of Services	CS	1	▼	-66.7%	-2	
	Non-Family Abuse Protective Order	AP	1	↔	-	-	
	Other	OT	1	▲	-	+1	
	Relief of Custody	CR	1	▲	-	+1	
	Truancy	TR	1	↔	-	-	
	Voluntary Continuing Services and Support Agree	VA	1	▲	-	+1	
	Emancipation	EP	0	▼	-100.0%	-1	
		Total		435	▲	12.4%	+48
	GRAND TOTAL			876	▲	5.7%	+47

Filings by Major Case Category**

Category	Summary	Change	% Change	Absolute Change
Adult Criminal	234	▲	+10.9%	+23
Child Dependency	50	▲	+150.0%	+30
Child in Need of Services/Supervision	2	▼	-50.0%	-2
Custody and Visitation	275	▼	+3.4%	+9
Delinquency	75	▼	+15.4%	+10
Juvenile Miscellaneous	0	▼	-100.0%	-1
Other	88	▲	+7.3%	+6
Protective Orders	28	▼	-42.9%	-21
Support	100	▲	-4.8%	-5
Traffic	24	▼	-7.7%	-2

* Compared to same time period as previous year
 7/10/2024 3:04:11PM

** Case Type Categories are defined in the 2017 Virginia Judicial Workload Assessment
 Source: SCV-SQL-Information

GRAND TOTAL

876

▲

5.7%

+47

2024 Overall GRAND TOTAL		Distribution of Caseload			Change*		Percentage (%) of Caseload		
355	-64 -15.3%	Adult	198	56%	4.2% ▲	+8	Adult	45.3%	55.8%
2024		Juvenile	157	44%	-31.4% ▼	-72	Juvenile	54.7%	44.2%
2023		GRAND TOTAL	355	100%	-15.3% ▼	-64	GRAND TOTAL	100%	100%

Filings by Division & Code

Division	Case Type Description	Code	Summary	Change	% Change	Absolute Change
Adult	Show Cause	SC	42	▲	+50.0%	+14
	Civil Support	VS	39	▼	-4.9%	-2
	Misdemeanor	CM	38	▲	+5.6%	+2
	Other	OT	36	▼	-12.2%	-5
	Capias	CA	16	▲	+6.7%	+1
	Family Abuse - Protective Order	FP	8	▼	-50.0%	-8
	Felony	CF	8	▼	-20.0%	-2
	Motion - Protective Order	MP	5	▲	+150.0%	+3
	Violation of Protective Order	PV	3	▲	-	+3
	Non-Family Abuse Protective Order	AP	2	▲	+100.0%	+1
	Protective Order	PC	1	▲	-	+1
	Total		198	▲	4.2%	+8
Juvenile	Custody Visitation	CV	70	▼	-45.3%	-58
	Misdemeanor	DM	23	▼	-20.7%	-6
	Show Cause	SC	17	▲	+41.7%	+5
	Truancy	TR	12	▼	-7.7%	-1
	Abuse and Neglect	AN	9	▲	+50.0%	+3
	Felony	DF	5	↔	-	-
	Motion - Protective Order	MP	5	▲	-	+5
	Traffic	T	5	▼	-50.0%	-5
	Child In Need of Services	CS	3	▲	+200.0%	+2
	Temporary Detention Order	TD	2	▲	-	+2
	Voluntary Continuing Services and Support Agreem	VA	2	▼	-50.0%	-2
	Non-Family Abuse Protective Order	AP	1	▼	-50.0%	-1
	Other	OT	1	▼	-50.0%	-1
	Paternity	PT	1	▼	-75.0%	-3
	Status	ST	1	▲	-50.0%	-1
	Foster Care Review	FC	0	▼	-100.0%	-3
	Initial Foster Care	IF	0	▼	-100.0%	-1
	Permanency Planning	PH	0	▼	-100.0%	-5
	Qualified Residential Treatment	QR	0	▼	-100.0%	-1
	Remand Custody	RC	0	▼	-100.0%	-1
	Total		157	▼	-31.4%	-72
GRAND TOTAL			355	▼	-15.3%	-64

Filings by Major Case Category**

Category	Summary	Change	% Change	Absolute Change
Adult Criminal	90	▲	+21.6%	+16
Child Dependency	11	▼	-45.0%	-9
Child in Need of Services/Supervision	15	▲	+7.1%	+1
Custody and Visitation	71	▼	-46.2%	-61
Delinquency	45	▲	-2.2%	-1
Juvenile Miscellaneous	1	▲	-50.0%	-1
Other	39	▲	-11.4%	-5
Protective Orders	21	▲	-	0
Support	57	▲	+1.8%	+1
Traffic	5	▼	-50.0%	-5

* Compared to same time period as previous year
 7/10/2024 3:04:11PM

** Case Type Categories are defined in the 2017 Virginia Judicial Workload Assessment
 Source: SCV-SQL-Information

GRAND TOTAL

355



-15.3%

-64

2024 Overall GRAND TOTAL		Distribution of Caseload			Change*		Percentage (%) of Caseload		
1,396 +91 7.0% 	Adult	940	67%	20.1% ▲	+157	Adult	2023	2024	
	Juvenile	456	33%	-12.6% ▼	-66	Juvenile	60.0%	67.3%	
GRAND TOTAL		1,396	100%	7.0% ▲	+91	GRAND TOTAL	100%	100%	

Filings by Division & Code

Division	Case Type Description	Code	Summary	Change	% Change	Absolute Change	
Adult	Misdemeanor	CM	262	▲	+23.0%	+49	
	Other	OT	256	▲	+23.7%	+49	
	Civil Support	VS	161	▲	+61.0%	+61	
	Show Cause	SC	75	▼	-23.5%	-23	
	Capias	CA	63	▲	+18.9%	+10	
	Felony	CF	59	▼	-6.3%	-4	
	Family Abuse - Protective Order	FP	50	▲	+42.9%	+15	
	Motion - Protective Order	MP	5	▼	-28.6%	-2	
	Violation of Protective Order	PV	5	▲	+150.0%	+3	
	Bond Forfeiture	BF	2	▼	-33.3%	-1	
	Protective Order	PC	1	▲	-	+1	
	Restricted License for Non-Support	SL	1	▲	-	+1	
	Non-Family Abuse Protective Order	AP	0	▼	-100.0%	-1	
	Remand Support	RS	0	▼	-100.0%	-1	
Total			940	▲	20.1%	+157	
Juvenile	Custody Visitation	CV	242	▼	-2.4%	-6	
	Mental Commitment	MC	61	▼	-19.7%	-15	
	Misdemeanor	DM	41	▼	-2.4%	-1	
	Felony	DF	23	▲	+43.8%	+7	
	Permanency Planning	PH	11	▲	+450.0%	+9	
	Show Cause	SC	11	▲	+10.0%	+1	
	Abuse and Neglect	AN	9	▼	-64.0%	-16	
	Paternity	PT	7	▼	-30.0%	-3	
	Temporary Detention Order	TD	7	▲	+40.0%	+2	
	Traffic	T	7	▼	-72.0%	-18	
	Emergency Custody Order	EC	6	▲	+200.0%	+4	
	Truancy	TR	6	▼	-60.0%	-9	
	Non-Family Abuse Protective Order	AP	5	▼	-37.5%	-3	
	Other	OT	4	▲	+100.0%	+2	
	Status	ST	4	▲	-	+4	
	Special Immigrant Juvenile Status	SI	3	▼	-25.0%	-1	
	Terminate Parental Rights	TP	2	▼	-50.0%	-2	
	Voluntary Continuing Services and Support Agreem	VA	2	▲	-	+2	
	Child In Need of Services	CS	1	▼	-50.0%	-1	
	Civil Violation	CI	1	▲	-	+1	
	Emancipation	EP	1	▲	-	+1	
	Foster Care Review	FC	1	▼	-75.0%	-3	
	Initial Foster Care	IF	1	▼	-90.9%	-10	
	Family Abuse - Protective Order	FP	0	▼	-100.0%	-2	
	Qualified Residential Treatment	QR	0	▼	-100.0%	-1	
	Relief of Custody	CR	0	▼	-100.0%	-2	
	Remand Custody	RC	0	▼	-100.0%	-4	
	Remand Visitation	RV	0	▼	-100.0%	-2	
	Total			456	▼	-12.6%	-66
	GRAND TOTAL			1,396	▲	7.0%	+91

* Compared to same time period as previous year
 7/10/2024 3:04:11PM

** Case Type Categories are defined in the 2017 Virginia Judicial Workload Assessment
 Source: SCV-SQL-Information

Filings by Major Case Category**

Category	Summary	Change	% Change	Absolute Change
Adult Criminal	418	▲	+10.6%	+40
Child Dependency	26	▲	-46.9%	-23
Child in Need of Services/Supervision	7	▼	-58.8%	-10
Custody and Visitation	249	▼	-3.5%	-9
Delinquency	75	▲	+10.3%	+7
Juvenile Miscellaneous	5	▲	-	+5
New to Workload Study	4	▲		0
Other	334	▲	+11.7%	+35
Protective Orders	60	▼	+13.2%	+7
Support	211	▲	+37.0%	+57
Traffic	7	▼	-72.0%	-18
GRAND TOTAL	1,396	▲	7.0%	+91

* Compared to same time period as previous year
 7/10/2024 3:04:11PM

** Case Type Categories are defined in the 2017 Virginia Judicial Workload Assessment
 Source: SCV-SQL-Information

2024 Overall GRAND TOTAL		Distribution of Caseload			Change*		Percentage (%) of Caseload		
466	+19 4.3%	Adult	239	51%	-4.4% ▼	-11	Adult	55.9%	51.3%
2024		Juvenile	227	49%	15.2% ▲	+30	Juvenile	44.1%	48.7%
2023		GRAND TOTAL	466	100%	4.3% ▲	+19	GRAND TOTAL	100%	100%

Filings by Division & Code

Division	Case Type Description	Code	Summary	Change	% Change	Absolute Change
Adult	Show Cause	SC	59	▼	-16.9%	-12
	Civil Support	VS	52	▲	+15.6%	+7
	Misdemeanor	CM	33	▼	-40.0%	-22
	Other	OT	31	▲	-6.1%	-2
	Felony	CF	20	▲	+233.3%	+14
	Capias	CA	17	▲	+30.8%	+4
	Family Abuse - Protective Order	FP	13	▲	+18.2%	+2
	Remand Support	RS	7	↔		-
	Motion - Protective Order	MP	4	↔		-
	Non-Family Abuse Protective Order	AP	3	▼	-40.0%	-2
	Total		239	▼	-4.4%	-11
Juvenile	Custody Visitation	CV	149	▲	+47.5%	+48
	Misdemeanor	DM	18	▲	+38.5%	+5
	Show Cause	SC	10	▲	-65.5%	-19
	Child In Need of Services	CS	7	▲	+75.0%	+3
	Traffic	T	7	▼	-41.7%	-5
	Felony	DF	6	▼	-33.3%	-3
	Truancy	TR	6	▲	+20.0%	+1
	Remand Custody	RC	5	▲	+150.0%	+3
	Remand Visitation	RV	5	▲	+150.0%	+3
	Abuse and Neglect	AN	4	▼	-20.0%	-1
	Civil Violation	CI	2	▲	-	+2
	Foster Care Review	FC	2	▼	-50.0%	-2
	Permanency Planning	PH	2	↔		-
	Initial Foster Care	IF	1	▼	-50.0%	-1
	Other	OT	1	↔		-
	Status	ST	1	↔		-
	Voluntary Continuing Services and Support Agreen	VA	1	▲	-	+1
	Non-Family Abuse Protective Order	AP	0	▼	-100.0%	-2
	Paternity	PT	0	▼	-100.0%	-1
	Qualified Residential Treatment	QR	0	▼	-100.0%	-2
	Total		227	▲	15.2%	+30
	GRAND TOTAL		466	▲	4.3%	+19

Filings by Major Case Category**

Category	Summary	Change	% Change	Absolute Change
Adult Criminal	106	▲	-12.4%	-15
Child Dependency	10	▲	-33.3%	-5
Child in Need of Services/Supervision	14	▲	+55.6%	+5
Custody and Visitation	149	▼	+46.1%	+47
Delinquency	33	▼	-35.3%	-18
Juvenile Miscellaneous	1	↔		0
New to Workload Study	2	▲	-	+2
Other	49	▲	+8.9%	+4
Protective Orders	20	▼	-9.1%	-2
Support	75	▲	+8.7%	+6
Traffic	7	▼	-41.7%	-5

* Compared to same time period as previous year
 7/10/2024 3:04:11PM

** Case Type Categories are defined in the 2017 Virginia Judicial Workload Assessment
 Source: SCV-SQL-Information

GRAND TOTAL

466

▲

4.3%

+19

2024 Overall GRAND TOTAL		Distribution of Caseload			Change*		Percentage (%) of Caseload		
8,360	-233 -2.7%	Adult	4,221	50%	0.9% ▲	+37	Adult	48.7%	50.5%
2024		Juvenile	4,139	50%	-6.1% ▼	-270	Juvenile	51.3%	49.5%
2023		GRAND TOTAL	8,360	100%	-2.7% ▼	-233	GRAND TOTAL	100%	100%

Filings by Division & Code

Division	Case Type Description	Code	Summary	Change	% Change	Absolute Change	
Adult	Civil Support	VS	1,025	▲	+16.2%	+143	
	Misdemeanor	CM	840	▼	-5.3%	-47	
	Show Cause	SC	715	▼	-2.7%	-20	
	Other	OT	672	▼	+2.0%	+13	
	Family Abuse - Protective Order	FP	346	▼	-7.5%	-28	
	Felony	CF	264	▼	-8.7%	-25	
	Capias	CA	201	▲	+24.8%	+40	
	Remand Support	RS	76	▼	-18.3%	-17	
	Motion - Protective Order	MP	46	▼	-27.0%	-17	
	Violation of Protective Order	PV	23	▲	+15.0%	+3	
	Non-Family Abuse Protective Order	AP	13	▼	-31.6%	-6	
	Violation Family Abuse Protective Order	PS	0	▼	-100.0%	-2	
		Total		4,221	▲	0.9%	+37
Juvenile	Custody Visitation	CV	2,581	▼	-0.8%	-21	
	Misdemeanor	DM	531	▼	-10.0%	-59	
	Felony	DF	219	▲	+3.3%	+7	
	Traffic	T	211	▼	-34.5%	-111	
	Remand Custody	RC	118	▼	-43.3%	-90	
	Remand Visitation	RV	115	▼	-0.9%	-1	
	Special Immigrant Juvenile Status	SI	72	▲	+67.4%	+29	
	Status	ST	46	▼	-43.9%	-36	
	Paternity	PT	29	▲	+11.5%	+3	
	Foster Care Review	FC	26	▲	+73.3%	+11	
	Permanency Planning	PH	26	▼	-3.7%	-1	
	Abuse and Neglect	AN	25	▲	+78.6%	+11	
	Terminate Parental Rights	TP	24	▲	+84.6%	+11	
	Child In Need of Services	CS	20	▼	-13.0%	-3	
	Non-Family Abuse Protective Order	AP	19	▼	-5.0%	-1	
	Temporary Detention Order	TD	16	▼	-40.7%	-11	
	Initial Foster Care	IF	12	▲	+20.0%	+2	
	Truancy	TR	12	▼	-20.0%	-3	
	Emergency Custody Order	EC	11	▲	+10.0%	+1	
	Show Cause	SC	9	▲	+125.0%	+5	
	Voluntary Continuing Services and Support Agreen	VA	6	▲	+50.0%	+2	
	Civil Violation	CI	5	▲	+150.0%	+3	
	Relief of Custody	CR	3	▼	-50.0%	-3	
	Motion - Protective Order	MP	2	▼	-33.3%	-1	
	Family Abuse - Protective Order	FP	1	↔		-	
	Emancipation	EP	0	▼	-100.0%	-1	
	Other	OT	0	▼	-100.0%	-10	
	Qualified Residential Treatment	QR	0	▼	-100.0%	-3	
		Total		4,139	▼	-6.1%	-270
	GRAND TOTAL			8,360	▼	-2.7%	-233

Filings by Major Case Category**

Category	Summary	Change	% Change	Absolute Change
Adult Criminal	1,773	▼	-1.1%	-20
Child Dependency	122	▲	+32.6%	+30
Child in Need of Services/Supervision	32	▼	-17.9%	-7

* Compared to same time period as previous year
 7/10/2024 3:04:11PM

** Case Type Categories are defined in the 2017 Virginia Judicial Workload Assessment
 Source: SCV-SQL-Information

Custody and Visitation	2,610	▲	-0.7%	-18
Delinquency	759	▲	-5.7%	-46
Juvenile Miscellaneous	46	▼	-44.6%	-37
New to Workload Study	77	▲	+71.1%	+32
Other	1,008	▼	-10.2%	-115
Protective Orders	427	▼	-11.0%	-53
Support	1,295	▲	+9.5%	+112
Traffic	211	▼	-34.5%	-111
GRAND TOTAL	8,360	▼	-2.7%	-233

2024 Overall GRAND TOTAL		Distribution of Caseload		Change*		Percentage (%) of Caseload			
557	-123 -18.1%	Adult	305	55%	-9.2% ▼	-31	Adult	49.4%	54.8%
2024		Juvenile	252	45%	-26.7% ▼	-92	Juvenile	50.6%	45.2%
2023		GRAND TOTAL	557	100%	-18.1% ▼	-123	GRAND TOTAL	100%	100%

Filings by Division & Code

Division	Case Type Description	Code	Summary	Change	% Change	Absolute Change
Adult	Misdemeanor	CM	64	▼	-34.7%	-34
	Other	OT	59	▲	-7.8%	-5
	Civil Support	VS	57	▼	-3.4%	-2
	Show Cause	SC	42	▲	+13.5%	+5
	Family Abuse - Protective Order	FP	35	▲	+75.0%	+15
	Capias	CA	24	▼	+14.3%	+3
	Felony	CF	21	▼	-25.0%	-7
	Motion - Protective Order	MP	3	↔		-
	Non-Family Abuse Protective Order	AP	0	▼	-100.0%	-4
	Remand Support	RS	0	▼	-100.0%	-1
	Restricted License for Non-Support	SL	0	▼	-100.0%	-1
	Total		305	▼	-9.2%	-31
Juvenile	Custody Visitation	CV	154	▼	-3.8%	-6
	Misdemeanor	DM	33	▼	-48.4%	-31
	Status	ST	15	▲	+7.1%	+1
	Traffic	T	12	▼	-58.6%	-17
	Terminate Parental Rights	TP	8	▲	+166.7%	+5
	Truancy	TR	7	▼	-22.2%	-2
	Foster Care Review	FC	6	▲	+20.0%	+1
	Felony	DF	5	▼	-84.4%	-27
	Permanency Planning	PH	4	▼	-33.3%	-2
	Temporary Detention Order	TD	3	↔		-
	Emergency Custody Order	EC	2	▲	+100.0%	+1
	Non-Family Abuse Protective Order	AP	2	▲	+100.0%	+1
	Paternity	PT	1	↔		-
	Abuse and Neglect	AN	0	▼	-100.0%	-4
	Capias	CA	0	▼	-100.0%	-2
	Initial Foster Care	IF	0	▼	-100.0%	-5
	Qualified Residential Treatment	QR	0	▼	-100.0%	-2
	Remand Custody	RC	0	▼	-100.0%	-2
	Remand Visitation	RV	0	▼	-100.0%	-1
		Total		252	▼	-26.7%
	GRAND TOTAL		557	▼	-18.1%	-123

Filings by Major Case Category**

Category	Summary	Change	% Change	Absolute Change
Adult Criminal	134	▼	-22.1%	-38
Child Dependency	18	▼	-28.0%	-7
Child in Need of Services/Supervision	7	▼	-22.2%	-2
Custody and Visitation	155	▼	-3.7%	-6
Delinquency	38	▼	-61.2%	-60
Juvenile Miscellaneous	15	▲	+7.1%	+1
Other	64	▲	-11.1%	-8
Protective Orders	40	▲	+42.9%	+12
Support	74	▼	+2.8%	+2
Traffic	12	▼	-58.6%	-17
	GRAND TOTAL	▼	-18.1%	-123

* Compared to same time period as previous year
 7/10/2024 3:04:11PM

** Case Type Categories are defined in the 2017 Virginia Judicial Workload Assessment
 Source: SCV-SQL-Information

2024 Overall GRAND TOTAL		Distribution of Caseload			Change*		Percentage (%) of Caseload		
5,677	-80 -1.4%	Adult	2,990	53%	-5.2% ▼	-164	Adult	54.8%	52.7%
2024		Juvenile	2,687	47%	3.2% ▲	+84	Juvenile	45.2%	47.3%
2023		GRAND TOTAL	5,677	100%	-1.4% ▼	-80	GRAND TOTAL	100%	100%

Filings by Division & Code

Division	Case Type Description	Code	Summary	Change	% Change	Absolute Change	
Adult	Other	OT	669	▼	-4.8%	-34	
	Misdemeanor	CM	627	▼	-3.8%	-25	
	Show Cause	SC	574	▲	+1.1%	+6	
	Civil Support	VS	443	▼	-10.1%	-50	
	Capias	CA	256	▼	-18.7%	-59	
	Family Abuse - Protective Order	FP	224	↔	-	-	
	Felony	CF	167	▼	-7.2%	-13	
	Non-Family Abuse Protective Order	AP	15	▲	+50.0%	+5	
	Motion - Protective Order	MP	8	▲	+14.3%	+1	
	Remand Support	RS	3	▲	-	+3	
	Restricted License for Non-Support	SL	2	▲	+100.0%	+1	
	Criminal Support	CS	1	▲	-	+1	
	Violation of Protective Order	PV	1	↔	-	-	
		Total		2,990	▼	-5.2%	-164
Juvenile	Custody Visitation	CV	1,642	▲	+1.8%	+29	
	Misdemeanor	DM	229	▼	-4.6%	-11	
	Felony	DF	141	▲	+13.7%	+17	
	Paternity	PT	104	▼	-30.2%	-45	
	Permanency Planning	PH	92	▲	+22.7%	+17	
	Foster Care Review	FC	77	▲	+1.3%	+1	
	Abuse and Neglect	AN	75	▲	+31.6%	+18	
	Special Immigrant Juvenile Status	SI	57	▲	+21.3%	+10	
	Traffic	T	49	▲	+6.5%	+3	
	Temporary Detention Order	TD	34	▲	+88.9%	+16	
	Initial Foster Care	IF	28	▲	+27.3%	+6	
	Terminate Parental Rights	TP	27	▲	+17.4%	+4	
	Mental Commitment	MC	25	▼	-10.7%	-3	
	Status	ST	19	▲	+26.7%	+4	
	Truancy	TR	16	↔	-	-	
	Child In Need of Services	CS	13	↔	-	-	
	Show Cause	SC	13	▼	+8.3%	+1	
	Remand Custody	RC	8	▲	-	+8	
	Remand Visitation	RV	8	▲	-	+8	
	Voluntary Continuing Services and Support Agreen	VA	8	▼	-38.5%	-5	
	Non-Family Abuse Protective Order	AP	7	▲	+75.0%	+3	
	Other	OT	5	▲	-	+5	
	Emergency Custody Order	EC	3	▲	-	+3	
	Family Abuse - Protective Order	FP	3	▲	-	+3	
	Relief of Custody	CR	2	▼	-60.0%	-3	
	Civil Violation	CI	1	▲	-	+1	
	Juvenile Support	JS	1	↔	-	-	
	Qualified Residential Treatment	QR	0	▼	-100.0%	-6	
		Total		2,687	▲	3.2%	+84
		GRAND TOTAL		5,677	▼	-1.4%	-80

Filings by Major Case Category**

Category	Summary	Change	% Change	Absolute Change
Adult Criminal	1,275	▼	-6.6%	-90
Child Dependency	309	▼	+11.6%	+32

* Compared to same time period as previous year
 7/10/2024 3:04:11PM

** Case Type Categories are defined in the 2017 Virginia Judicial Workload Assessment
 Source: SCV-SQL-Information

CPSS - JCMS CASELOAD STATISTICS OF THE JUVENILE & DOMESTIC RELATIONS DISTRICT COURTS
 January 2024 thru May 2024 Filings (Compared to January 2023 thru May 2023)

Richmond

District: 13 FIPS: 760

Child in Need of Services/Supervision	29	▼	-3.3%	-1
Custody and Visitation	1,746	▼	-0.9%	-16
Delinquency	383	▲	+2.1%	+8
Juvenile Miscellaneous	21	▲	+40.0%	+6
New to Workload Study	58	▲	+23.4%	+11
Other	753	▲	+0.5%	+4
Protective Orders	257	▲	+4.9%	+12
Support	797	▲	-5.8%	-49
Traffic	49	▲	+6.5%	+3
GRAND TOTAL	5,677	▼	-1.4%	-80

2024 Overall GRAND TOTAL		Distribution of Caseload			Change*		Percentage (%) of Caseload		
8,206	+1,318 19.1%	Adult	4,020	49%	10.9% ▲	+395	Adult	52.6%	49.0%
2024		Juvenile	4,186	51%	28.3% ▲	+923	Juvenile	47.4%	51.0%
2023		GRAND TOTAL	8,206	100%	19.1% ▲	+1,318	GRAND TOTAL	100%	100%

Filings by Division & Code

Division	Case Type Description	Code	Summary	Change	% Change	Absolute Change	
Adult	Civil Support	VS	944	▲	+54.2%	+332	
	Show Cause	SC	844	▲	+17.4%	+125	
	Misdemeanor	CM	652	▼	-13.6%	-103	
	Other	OT	550	▲	+4.6%	+24	
	Capias	CA	367	▲	+18.4%	+57	
	Felony	CF	285	▼	-6.9%	-21	
	Family Abuse - Protective Order	FP	270	▼	-9.1%	-27	
	Motion - Protective Order	MP	41	▼	-26.8%	-15	
	Remand Support	RS	36	▲	+414.3%	+29	
	Violation of Protective Order	PV	16	▼	-11.1%	-2	
	Non-Family Abuse Protective Order	AP	8	▼	-42.9%	-6	
	Restricted License for Non-Support Protective Order	SL	6	▲	+20.0%	+1	
	Protective Order	PC	1	▲	-	+1	
	Total		4,020	▲	10.9%	+395	
Juvenile	Custody Visitation	CV	2,776	▲	+40.0%	+793	
	Misdemeanor	DM	449	▲	+5.2%	+22	
	Traffic	T	248	▼	-3.9%	-10	
	Felony	DF	141	▲	+6.0%	+8	
	Paternity	PT	67	▲	+39.6%	+19	
	Special Immigrant Juvenile Status	SI	63	▲	+40.0%	+18	
	Foster Care Review	FC	62	▲	+17.0%	+9	
	Show Cause	SC	51	▼	+34.2%	+13	
	Permanency Planning	PH	48	▲	+60.0%	+18	
	Abuse and Neglect	AN	47	▼	-6.0%	-3	
	Initial Foster Care	IF	38	▲	+26.7%	+8	
	Child In Need of Services	CS	34	▼	-12.8%	-5	
	Remand Visitation	RV	32	▲	+1,500.0%	+30	
	Remand Custody	RC	28	▲	+1,300.0%	+26	
	Status	ST	22	▲	+15.8%	+3	
	Temporary Detention Order	TD	18	▼	-41.9%	-13	
	Terminate Parental Rights	TP	16	▲	+45.5%	+5	
	Non-Family Abuse Protective Order	AP	11	▼	-59.3%	-16	
	Capias	CA	9	▼	-18.2%	-2	
	Mental Commitment	MC	5	▼	-28.6%	-2	
	Other	OT	4	▼	-33.3%	-2	
	Relief of Custody	CR	4	▲	-	+4	
	Family Abuse - Protective Order	FP	3	▲	+200.0%	+2	
	Voluntary Continuing Services and Support Agreem	VA	3	▲	+200.0%	+2	
	Civil Violation	CI	2	▲	-	+2	
	Emergency Custody Order	EC	2	▼	-66.7%	-4	
	Motion - Protective Order	MP	2	↔	-	-	
	Emancipation	EP	1	▲	-	+1	
	Child at Risk	RI	0	▼	-100.0%	-2	
	Truancy	TR	0	▼	-100.0%	-1	
		Total		4,186	▲	28.3%	+923
		GRAND TOTAL		8,206	▲	19.1%	+1,318

* Compared to same time period as previous year
 7/10/2024 3:04:11PM



** Case Type Categories are defined in the 2017 Virginia Judicial Workload Assessment
 Source: SCV-SQL-Information

Filings by Major Case Category**

Category	Summary	Change	% Change	Absolute Change
Adult Criminal	1,545	▲	-4.1%	-66
Child Dependency	218	▲	+23.2%	+41
Child in Need of Services/Supervision	34	▼	-19.0%	-8
Custody and Visitation	2,843	▲	+40.0%	+812
Delinquency	650	▲	+7.1%	+43
Juvenile Miscellaneous	23	▲	+21.1%	+4
New to Workload Study	65	▲	+44.4%	+20
Other	675	▲	+15.0%	+88
Protective Orders	335	▲	-15.6%	-62
Support	1,570	▲	+40.9%	+456
Traffic	248	▼	-3.9%	-10
GRAND TOTAL	8,206	▲	19.1%	+1,318

* Compared to same time period as previous year
 7/10/2024 3:04:11PM

** Case Type Categories are defined in the 2017 Virginia Judicial Workload Assessment
 Source: SCV-SQL-Information

2024 Overall GRAND TOTAL		Distribution of Caseload		Change*		Percentage (%) of Caseload			
2024  2023  ↑	992	Adult	531	54%	4.7% ▲	+24	Adult	53.3%	53.5%
	+40 4.2%	Juvenile	461	46%	3.6% ▲	+16	Juvenile	46.7%	46.5%
		GRAND TOTAL	992	100%	4.2% ▲	+40	GRAND TOTAL	100%	100%

Filings by Division & Code

Division	Case Type Description	Code	Summary	Change	% Change	Absolute Change
Adult	Civil Support	VS	127	▲	+28.3%	+28
	Misdemeanor	CM	99	▼	-18.2%	-22
	Show Cause	SC	96	▲	+23.1%	+18
	Other	OT	67	▲	+76.3%	+29
	Family Abuse - Protective Order	FP	54	▼	-20.6%	-14
	Felony	CF	41	▼	-26.8%	-15
	Capias	CA	30	▲	+25.0%	+6
	Motion - Protective Order	MP	5	▼	-44.4%	-4
	Non-Family Abuse Protective Order	AP	4	▼	-50.0%	-4
	Remand Support	RS	4	▲	-	+4
	Violation of Protective Order	PV	2	▼	-60.0%	-3
	Restricted License for Non-Support	SL	1	↔	-	-
	Violation Family Abuse Protective Order	PS	1	▲	-	+1
	Total		531	▲	4.7%	+24
Juvenile	Custody Visitation	CV	379	▲	+28.5%	+84
	Misdemeanor	DM	19	▼	-40.6%	-13
	Traffic	T	13	▼	-59.4%	-19
	Child In Need of Services	CS	10	▲	+42.9%	+3
	Felony	DF	7	▼	-41.7%	-5
	Show Cause	SC	7	▲	+75.0%	+3
	Truancy	TR	7	▲	+40.0%	+2
	Foster Care Review	FC	3	▼	-62.5%	-5
	Paternity	PT	3	▼	-66.7%	-6
	Civil Violation	CI	2	▲	+100.0%	+1
	Emergency Custody Order	EC	2	▼	-33.3%	-1
	Non-Family Abuse Protective Order	AP	2	▼	-80.0%	-8
	Special Immigrant Juvenile Status	SI	2	↔	-	-
	Temporary Detention Order	TD	2	▼	-66.7%	-4
	Abuse and Neglect	AN	1	▲	-	+1
	Capias	CA	1	↔	-	-
	Status	ST	1	▲	-75.0%	-3
	Entrustment	ET	0	▼	-100.0%	-5
	Initial Foster Care	IF	0	▼	-100.0%	-2
	Other	OT	0	▼	-100.0%	-3
	Protective Order	PC	0	▼	-100.0%	-1
	Relief of Custody	CR	0	▼	-100.0%	-2
	Voluntary Continuing Services and Support Agree	VA	0	▼	-100.0%	-1
	Total		461	▲	3.6%	+16
	GRAND TOTAL		992	▲	4.2%	+40

Filings by Major Case Category**

Category	Summary	Change	% Change	Absolute Change
Adult Criminal	192	▲	-11.1%	-24
Child Dependency	4	▲	-77.8%	-14
Child in Need of Services/Supervision	20	▲	+66.7%	+8
Custody and Visitation	382	▼	+25.7%	+78
Delinquency	31	▼	-38.0%	-19
Juvenile Miscellaneous	1	▲	-75.0%	-3

* Compared to same time period as previous year
 7/10/2024 3:04:11PM

** Case Type Categories are defined in the 2017 Virginia Judicial Workload Assessment
 Source: SCV-SQL-Information

New to Workload Study	4	▲	+33.3%	+1
Other	75	▲	+50.0%	+25
Protective Orders	65	▼	-31.6%	-30
Support	205	▲	+22.0%	+37
Traffic	13	▼	-59.4%	-19
GRAND TOTAL	992	▲	4.2%	+40

2024 Overall GRAND TOTAL		Distribution of Caseload		Change*		Percentage (%) of Caseload			
273 +37 15.7% 	Adult	182	67%	59.6%	▲	+68	Adult	2023: 48.3%	2024: 66.7%
	Juvenile	91	33%	-25.4%	▼	-31	Juvenile	2023: 51.7%	2024: 33.3%
GRAND TOTAL		273	100%	15.7%	▲	+37	GRAND TOTAL	100%	100%

Filings by Division & Code

Division	Case Type Description	Code	Summary	Change	% Change	Absolute Change
Adult	Misdemeanor	CM	48	▲	+26.3%	+10
	Other	OT	38	▲	+171.4%	+24
	Show Cause	SC	34	▲	+183.3%	+22
	Civil Support	VS	33	▲	+26.9%	+7
	Felony	CF	15	▲	+15.4%	+2
	Capias	CA	5	▲	+150.0%	+3
	Family Abuse - Protective Order	FP	5	▼	-44.4%	-4
	Motion - Protective Order	MP	3	▲	-	+3
	Non-Family Abuse Protective Order	AP	1	▲	-	+1
	Total			182	▲	59.6%
Juvenile	Custody Visitation	CV	36	▼	-42.9%	-27
	Misdemeanor	DM	17	▲	+70.0%	+7
	Show Cause	SC	17	▲	-	+17
	Traffic	T	9	▼	-43.8%	-7
	Felony	DF	4	▲	+300.0%	+3
	Status	ST	2	▼	-77.8%	-7
	Abuse and Neglect	AN	1	▼	-66.7%	-2
	Child In Need of Services	CS	1	▲	-	+1
	Foster Care Review	FC	1	▼	-66.7%	-2
	Mental Commitment	MC	1	▼	-50.0%	-1
	Paternity	PT	1	▼	-75.0%	-3
	Permanency Planning	PH	1	▼	-75.0%	-3
	Child at Risk	RI	0	▼	-100.0%	-3
	Motion - Protective Order	MP	0	▼	-100.0%	-1
	Terminate Parental Rights	TP	0	▼	-100.0%	-3
Total			91	▼	-25.4%	-31
GRAND TOTAL			273	▲	15.7%	+37

Filings by Major Case Category**

Category	Summary	Change	% Change	Absolute Change	
Adult Criminal	92	▲	+53.3%	+32	
Child Dependency	3	▼	-81.3%	-13	
Child in Need of Services/Supervision	1	▲	-	+1	
Custody and Visitation	37	▼	-44.8%	-30	
Delinquency	38	▲	+245.5%	+27	
Juvenile Miscellaneous	2	▼	-77.8%	-7	
Other	39	▲	+143.8%	+23	
Protective Orders	9	▲	-10.0%	-1	
Support	43	▲	+38.7%	+12	
Traffic	9	▼	-43.8%	-7	
GRAND TOTAL		273	▲	15.7%	+37

* Compared to same time period as previous year
 7/10/2024 3:04:11PM

** Case Type Categories are defined in the 2017 Virginia Judicial Workload Assessment
 Source: SCV-SQL-Information

2024 Overall GRAND TOTAL		Distribution of Caseload		Change*		Percentage (%) of Caseload			
1,051	+119 12.8%	Adult	501	48%	34.0% ▲	+127	Adult	40.1%	47.7%
2024		Juvenile	550	52%	-1.4% ▼	-8	Juvenile	59.9%	52.3%
2023		GRAND TOTAL	1,051	100%	12.8% ▲	+119	GRAND TOTAL	100%	100%

Filings by Division & Code

Division	Case Type Description	Code	Summary	Change	% Change	Absolute Change	
Adult	Misdemeanor	CM	137	▲	+93.0%	+66	
	Other	OT	94	▼	+51.6%	+32	
	Civil Support	VS	71	▼	-26.8%	-26	
	Show Cause	SC	63	▲	+6.8%	+4	
	Felony	CF	57	▲	+256.3%	+41	
	Family Abuse - Protective Order	FP	39	▲	+62.5%	+15	
	Capias	CA	18	▼	-43.8%	-14	
	Motion - Protective Order	MP	7	▲	+16.7%	+1	
	Non-Family Abuse Protective Order	AP	6	▲	+50.0%	+2	
	Violation of Protective Order	PV	5	▲	+150.0%	+3	
	Remand Support	RS	4	▲	+300.0%	+3	
	Total		501	▲	34.0%	+127	
Juvenile	Custody Visitation	CV	247	▼	-19.8%	-61	
	Misdemeanor	DM	83	▲	+53.7%	+29	
	Felony	DF	33	▲	+73.7%	+14	
	Traffic	T	30	▼	-34.8%	-16	
	Foster Care Review	FC	27	▲	+237.5%	+19	
	Abuse and Neglect	AN	18	▲	+157.1%	+11	
	Initial Foster Care	IF	17	▲	+466.7%	+14	
	Terminate Parental Rights	TP	15	▲	+150.0%	+9	
	Mental Commitment	MC	14	▼	-33.3%	-7	
	Permanency Planning	PH	12	▲	+20.0%	+2	
	Status	ST	8	▲	+33.3%	+2	
	Paternity	PT	7	▼	-68.2%	-15	
	Child In Need of Services	CS	5	↔		-	
	Remand Custody	RC	5	↔		-	
	Remand Visitation	RV	5	↔		-	
	Emergency Custody Order	EC	4	▼	-33.3%	-2	
	Civil Violation	CI	3	▲	-	+3	
	Relief of Custody	CR	3	▲	-	+3	
	Truancy	TR	3	▼	-50.0%	-3	
	Motion - Protective Order	MP	2	▲	-	+2	
	Non-Family Abuse Protective Order	AP	2	▼	-33.3%	-1	
	Temporary Detention Order	TD	2	▼	-66.7%	-4	
	Capias	CA	1	↔		-	
	Entrustment	ET	1	↔		-	
	Family Abuse - Protective Order	FP	1	▲	-	+1	
	Restoration of Parental Rights	RR	1	▲	-	+1	
	Show Cause	SC	1	▼	-66.7%	-2	
	Child at Risk	RI	0	▼	-100.0%	-1	
	Other	OT	0	▼	-100.0%	-3	
	Qualified Residential Treatment	QR	0	▼	-100.0%	-2	
	Voluntary Continuing Services and Support Agreen	VA	0	▼	-100.0%	-1	
		Total		550	▼	-1.4%	-8
	GRAND TOTAL			1,051	▲	12.8%	+119

* Compared to same time period as previous year
 7/10/2024 3:04:11PM

** Case Type Categories are defined in the 2017 Virginia Judicial Workload Assessment
 Source: SCV-SQL-Information

Filings by Major Case Category**

Category	Summary	Change	% Change	Absolute Change
Adult Criminal	263	▲	+56.5%	+95
Child Dependency	93	▲	+138.5%	+54
Child in Need of Services/Supervision	8	▼	-33.3%	-4
Custody and Visitation	254	▼	-23.0%	-76
Delinquency	118	▲	+55.3%	+42
Juvenile Miscellaneous	8	▲	+33.3%	+2
New to Workload Study	3	▲	-	+3
Other	129	▲	+18.3%	+20
Protective Orders	57	▲	+54.1%	+20
Support	88	▼	-19.3%	-21
Traffic	30	▼	-34.8%	-16
GRAND TOTAL	1,051	▲	12.8%	+119

* Compared to same time period as previous year
 7/10/2024 3:04:11PM

** Case Type Categories are defined in the 2017 Virginia Judicial Workload Assessment
 Source: SCV-SQL-Information

2024 Overall GRAND TOTAL		Distribution of Caseload		Change*		Percentage (%) of Caseload			
1,567	-205 -11.6%	Adult	740	47%	-15.5% ▼	-136	Adult	49.4%	47.2%
2024		Juvenile	827	53%	-7.7% ▼	-69	Juvenile	50.6%	52.8%
2023		GRAND TOTAL	1,567	100%	-11.6% ▼	-205	GRAND TOTAL	100%	100%

Filings by Division & Code

Division	Case Type Description	Code	Summary	Change	% Change	Absolute Change	
Adult	Civil Support	VS	190	▲	+8.6%	+15	
	Misdemeanor	CM	128	▼	-18.5%	-29	
	Other	OT	120	▼	-23.1%	-36	
	Show Cause	SC	120	▲	-11.1%	-15	
	Family Abuse - Protective Order	FP	74	▼	-14.9%	-13	
	Felony	CF	48	▼	-31.4%	-22	
	Capias	CA	38	▼	-35.6%	-21	
	Non-Family Abuse Protective Order	AP	14	▲	+75.0%	+6	
	Violation of Protective Order	PV	4	▼	-50.0%	-4	
	Motion - Protective Order	MP	3	▼	-82.4%	-14	
	Violation Family Abuse Protective Order	PS	1	▲	-	+1	
	Remand Support	RS	0	▼	-100.0%	-4	
		Total		740	▼	-15.5%	-136
Juvenile	Custody Visitation	CV	545	▼	-7.3%	-43	
	Misdemeanor	DM	75	▲	+5.6%	+4	
	Traffic	T	64	▲	+28.0%	+14	
	Foster Care Review	FC	31	▲	+121.4%	+17	
	Felony	DF	24	▼	-14.3%	-4	
	Show Cause	SC	14	▼	-57.6%	-19	
	Permanency Planning	PH	13	▼	-31.6%	-6	
	Non-Family Abuse Protective Order	AP	11	▼	-31.3%	-5	
	Child In Need of Services	CS	8	▼	-11.1%	-1	
	Initial Foster Care	IF	7	▲	+16.7%	+1	
	Voluntary Continuing Services and Support Agreem	VA	6	▲	+500.0%	+5	
	Paternity	PT	5	▼	-54.5%	-6	
	Capias	CA	4	▼	-20.0%	-1	
	Terminate Parental Rights	TP	4	▲	-	+4	
	Entrustment	ET	3	▲	-	+3	
	Family Abuse - Protective Order	FP	2	▲	+100.0%	+1	
	Other	OT	2	↔	-	-	
	Status	ST	2	▼	-50.0%	-2	
	Abuse and Neglect	AN	1	▼	-90.9%	-10	
	Emancipation	EP	1	▲	-	+1	
	Motion - Protective Order	MP	1	▼	-50.0%	-1	
	Relief of Custody	CR	1	↔	-	-	
	Special Immigrant Juvenile Status	SI	1	▲	-	+1	
	Temporary Detention Order	TD	1	▼	-50.0%	-1	
	Truancy	TR	1	▼	-92.3%	-12	
	Emergency Custody Order	EC	0	▼	-100.0%	-1	
	Qualified Residential Treatment	QR	0	▼	-100.0%	-2	
	Remand Custody	RC	0	▼	-100.0%	-3	
	Remand Visitation	RV	0	▼	-100.0%	-3	
		Total		827	▼	-7.7%	-69
	GRAND TOTAL			1,567	▼	-11.6%	-205

Filings by Major Case Category**

Category	Summary	Change	% Change	Absolute Change
Adult Criminal	247	▲	-33.2%	-123
Child Dependency	66	▲	+22.2%	+12

* Compared to same time period as previous year
 7/10/2024 3:04:11PM

** Case Type Categories are defined in the 2017 Virginia Judicial Workload Assessment
 Source: SCV-SQL-Information

CPSS - JCMS CASELOAD STATISTICS OF THE JUVENILE & DOMESTIC RELATIONS DISTRICT COURTS
 January 2024 thru May 2024 Filings (Compared to January 2023 thru May 2023)

Child in Need of Services/Supervision	9	▼	-71.0%	-22
Custody and Visitation	550	▼	-8.2%	-49
Delinquency	117	▼	-8.6%	-11
Juvenile Miscellaneous	3	▲	-25.0%	-1
New to Workload Study	1	▲	-	+1
Other	123	▼	-28.1%	-48
Protective Orders	105	▼	-19.8%	-26
Support	282	▲	+20.5%	+48
Traffic	64	▲	+28.0%	+14
GRAND TOTAL	1,567	▼	-11.6%	-205

2024 Overall GRAND TOTAL		Distribution of Caseload		Change*		Percentage (%) of Caseload		
716	+112 18.5%	Adult	331 46%	26.8% ▲	+70	Adult	43.2%	46.2%
2024		Juvenile	385 54%	12.2% ▲	+42	Juvenile	56.8%	53.8%
2023		GRAND TOTAL	716 100%	18.5% ▲	+112	GRAND TOTAL	100%	100%

Filings by Division & Code

Division	Case Type Description	Code	Summary	Change	% Change	Absolute Change
Adult	Show Cause	SC	74	▲	+131.3%	+42
	Civil Support	VS	61	▼	-20.8%	-16
	Misdemeanor	CM	56	▲	+5.7%	+3
	Felony	CF	49	▲	+172.2%	+31
	Other	OT	45	▲	+9.8%	+4
	Family Abuse - Protective Order	FP	23	▲	+35.3%	+6
	Motion - Protective Order	MP	9	▲	+125.0%	+5
	Capias	CA	6	▼	-53.8%	-7
	Remand Support	RS	4	▲	+33.3%	+1
	Non-Family Abuse Protective Order	AP	3	▲	+50.0%	+1
	Violation of Protective Order	PV	1	↔		-
		Total		331	▲	26.8%
Juvenile	Custody Visitation	CV	227	▲	+17.0%	+33
	Misdemeanor	DM	63	▲	+90.9%	+30
	Traffic	T	26	▼	-18.8%	-6
	Abuse and Neglect	AN	9	▲	+200.0%	+6
	Truancy	TR	9	▲	+800.0%	+8
	Felony	DF	8	↔		-
	Child In Need of Services	CS	5	▲	+66.7%	+2
	Civil Violation	CI	5	▼	-58.3%	-7
	Permanency Planning	PH	5	▲	+150.0%	+3
	Remand Custody	RC	5	▼	-16.7%	-1
	Remand Visitation	RV	5	▼	-16.7%	-1
	Status	ST	5	▲	+150.0%	+3
	Initial Foster Care	IF	3	▲	+50.0%	+1
	Paternity	PT	3	▼	-76.9%	-10
	Foster Care Review	FC	2	▼	-33.3%	-1
	Voluntary Continuing Services and Support Agree	VA	2	▲	+100.0%	+1
	Capias	CA	1	▲	-	+1
	Special Immigrant Juvenile Status	SI	1	▲	-	+1
	Terminate Parental Rights	TP	1	↔		-
	Motion - Protective Order	MP	0	▼	-100.0%	-1
	Non-Family Abuse Protective Order	AP	0	▼	-100.0%	-6
	Other	OT	0	▼	-100.0%	-6
	Relief of Custody	CR	0	▼	-100.0%	-1
	Show Cause	SC	0	▼	-100.0%	-2
	Temporary Detention Order	TD	0	▼	-100.0%	-5
		Total		385	▲	12.2%
GRAND TOTAL			716	▲	18.5%	+112

Filings by Major Case Category**

Category	Summary	Change	% Change	Absolute Change
Adult Criminal	167	▲	+45.2%	+52
Child Dependency	22	▲	+69.2%	+9
Child in Need of Services/Supervision	14	▲	+180.0%	+9
Custody and Visitation	230	▼	+11.1%	+23
Delinquency	72	▲	+71.4%	+30
Juvenile Miscellaneous	5	▲	+150.0%	+3

* Compared to same time period as previous year
 7/10/2024 3:04:11PM

** Case Type Categories are defined in the 2017 Virginia Judicial Workload Assessment
 Source: SCV-SQL-Information

New to Workload Study	6	▲	-50.0%	-6
Other	59	▼	-11.9%	-8
Protective Orders	35	▲	+16.7%	+5
Support	80	▲	+1.3%	+1
Traffic	26	▼	-18.8%	-6
GRAND TOTAL	716	▲	18.5%	+112

2024 Overall GRAND TOTAL		Distribution of Caseload			Change*		Percentage (%) of Caseload		
220 +27 14.0% 	Adult	132	60%	21.1% ▲	+23	Adult	2023: 56.5%	2024: 60.0%	
	Juvenile	88	40%	4.8% ▲	+4	Juvenile	2023: 43.5%	2024: 40.0%	
GRAND TOTAL		220	100%	14.0% ▲	+27	GRAND TOTAL	100%	100%	

Filings by Division & Code

Division	Case Type Description	Code	Summary	Change	% Change	Absolute Change
Adult	Civil Support	VS	27	▼	-3.6%	-1
	Other	OT	27	▲	+80.0%	+12
	Show Cause	SC	25	▲	+127.3%	+14
	Misdemeanor	CM	24	▼	-17.2%	-5
	Family Abuse - Protective Order	FP	8	▼	-20.0%	-2
	Felony	CF	8	▼	-11.1%	-1
	Capias	CA	7	▲	+133.3%	+4
	Non-Family Abuse Protective Order	AP	3	↔	-	-
	Motion - Protective Order	MP	2	▲	+100.0%	+1
	Criminal Support	CS	1	▲	-	+1
	Total			132	▲	21.1%
Juvenile	Custody Visitation	CV	43	▼	-15.7%	-8
	Misdemeanor	DM	15	▼	-16.7%	-3
	Truancy	TR	12	▲	+1,100.0%	+11
	Child In Need of Services	CS	7	▲	+600.0%	+6
	Traffic	T	3	▼	-57.1%	-4
	Felony	DF	1	▼	-50.0%	-1
	Foster Care Review	FC	1	↔	-	-
	Non-Family Abuse Protective Order	AP	1	▲	-	+1
	Paternity	PT	1	↔	-	-
	Remand Custody	RC	1	▲	-	+1
	Remand Visitation	RV	1	▲	-	+1
	Show Cause	SC	1	▲	-	+1
	Terminate Parental Rights	TP	1	▲	-	+1
	Temporary Detention Order	TD	0	▼	-100.0%	-1
	Voluntary Continuing Services and Support Agree	VA	0	▼	-100.0%	-1
	Total			88	▲	4.8%
GRAND TOTAL			220	▲	14.0%	+27

Filings by Major Case Category**

Category	Summary	Change	% Change	Absolute Change	
Adult Criminal	55	▲	+12.2%	+6	
Child Dependency	2	▲	-	0	
Child in Need of Services/Supervision	20	▲	+900.0%	+18	
Custody and Visitation	44	▼	-15.4%	-8	
Delinquency	16	▼	-20.0%	-4	
Other	29	▲	+81.3%	+13	
Protective Orders	14	▲	-	0	
Support	37	▲	+19.4%	+6	
Traffic	3	▼	-57.1%	-4	
GRAND TOTAL		220	▲	14.0%	+27

* Compared to same time period as previous year
 7/10/2024 3:04:11PM

** Case Type Categories are defined in the 2017 Virginia Judicial Workload Assessment
 Source: SCV-SQL-Information

2024 Overall GRAND TOTAL		Distribution of Caseload			Change*		Percentage (%) of Caseload		
225 	+13	Adult	128	57%	1.6% ▲	+2	Adult	59.4%	56.9%
	6.1%	Juvenile	97	43%	12.8% ▲	+11	Juvenile	40.6%	43.1%
		GRAND TOTAL	225	100%	6.1% ▲	+13	GRAND TOTAL	100%	100%

Filings by Division & Code

Division	Case Type Description	Code	Summary	Change	% Change	Absolute Change
Adult	Misdemeanor	CM	41	▲	+5.1%	+2
	Other	OT	23	▲	+4.5%	+1
	Civil Support	VS	22	▲	+83.3%	+10
	Show Cause	SC	19	▼	-5.0%	-1
	Family Abuse - Protective Order	FP	9	▼	-10.0%	-1
	Capias	CA	7	▼	-12.5%	-1
	Felony	CF	4	▼	-42.9%	-3
	Motion - Protective Order	MP	1	▼	-66.7%	-2
	Non-Family Abuse Protective Order	AP	1	↔	-	-
	Violation of Protective Order	PV	1	▼	-66.7%	-2
	Remand Support	RS	0	▼	-100.0%	-1
		Total		128	▲	1.6%
Juvenile	Custody Visitation	CV	55	▲	+5.8%	+3
	Truancy	TR	12	▲	+140.0%	+7
	Misdemeanor	DM	9	▼	-18.2%	-2
	Felony	DF	6	▲	+100.0%	+3
	Child In Need of Services	CS	5	▲	+25.0%	+1
	Traffic	T	5	▼	-28.6%	-2
	Foster Care Review	FC	2	▲	-	+2
	Non-Family Abuse Protective Order	AP	1	▲	-	+1
	Show Cause	SC	1	↔	-	-
	Temporary Detention Order	TD	1	▲	-	+1
	Paternity	PT	0	▼	-100.0%	-1
	Remand Custody	RC	0	▼	-100.0%	-1
	Status	ST	0	▼	-100.0%	-1
		Total		97	▲	12.8%
GRAND TOTAL			225	▲	6.1%	+13

Filings by Major Case Category**

Category	Summary	Change	% Change	Absolute Change	
Adult Criminal	65	▼	-4.4%	-3	
Child Dependency	2	▲	-	+2	
Child in Need of Services/Supervision	17	▲	+88.9%	+8	
Custody and Visitation	55	▼	+3.8%	+2	
Delinquency	16	▲	+6.7%	+1	
Juvenile Miscellaneous	0	▼	-100.0%	-1	
Other	24	▲	-	0	
Protective Orders	12	▲	-14.3%	-2	
Support	29	▼	+38.1%	+8	
Traffic	5	▼	-28.6%	-2	
GRAND TOTAL		225	▲	6.1%	+13

* Compared to same time period as previous year
 7/10/2024 3:04:11PM

** Case Type Categories are defined in the 2017 Virginia Judicial Workload Assessment
 Source: SCV-SQL-Information

2024 Overall GRAND TOTAL		Distribution of Caseload		Change*		Percentage (%) of Caseload			
104	-46 -30.7%	Adult	63	61%	-11.3% ▼	-8	Adult	47.3%	60.6%
2024		Juvenile	41	39%	-48.1% ▼	-38	Juvenile	52.7%	39.4%
2023		GRAND TOTAL	104	100%	-30.7% ▼	-46	GRAND TOTAL	100%	100%

Filings by Division & Code


Division	Case Type Description	Code	Summary	Change	% Change	Absolute Change
Adult	Misdemeanor	CM	17	▲	+6.3%	+1
	Other	OT	11	▼	-42.1%	-8
	Show Cause	SC	10	▲	+25.0%	+2
	Family Abuse - Protective Order	FP	8	▲	+700.0%	+7
	Capias	CA	6	▲	+200.0%	+4
	Civil Support	VS	6	▼	-72.7%	-16
	Felony	CF	3	▲	+200.0%	+2
	Non-Family Abuse Protective Order	AP	1	▲	-	+1
	Restricted License for Non-Support	SL	1	▲	-	+1
	Motion - Protective Order	MP	0	▼	-100.0%	-1
	Violation Family Abuse Protective Order	PS	0	▼	-100.0%	-1
	Total		63	▼	-11.3%	-8
Juvenile	Custody Visitation	CV	12	▼	-74.5%	-35
	Misdemeanor	DM	12	▲	+140.0%	+7
	Traffic	T	8	▼	-20.0%	-2
	Child In Need of Services	CS	2	▼	-66.7%	-4
	Show Cause	SC	2	▲	+100.0%	+1
	Truancy	TR	2	↔	-	-
	Abuse and Neglect	AN	1	▲	-	+1
	Emergency Custody Order	EC	1	▲	-	+1
	Status	ST	1	▼	-66.7%	-2
	Capias	CA	0	▼	-100.0%	-1
	Foster Care Review	FC	0	▼	-100.0%	-1
	Non-Family Abuse Protective Order	AP	0	▼	-100.0%	-1
	Paternity	PT	0	▼	-100.0%	-1
	Permanency Planning	PH	0	▼	-100.0%	-1
		Total		41	▼	-48.1%
GRAND TOTAL			104	▼	-30.7%	-46

Filings by Major Case Category**

Category	Summary	Change	% Change	Absolute Change		
Adult Criminal	32	▲	+18.5%	+5		
Child Dependency	1	▲	-50.0%	-1		
Child in Need of Services/Supervision	5	▲	-37.5%	-3		
Custody and Visitation	12	▼	-75.0%	-36		
Delinquency	13	▲	+85.7%	+6		
Juvenile Miscellaneous	1	▼	-66.7%	-2		
Other	12	▲	-36.8%	-7		
Protective Orders	9	▲	+200.0%	+6		
Support	11	▲	-52.2%	-12		
Traffic	8	▼	-20.0%	-2		
GRAND TOTAL			104	▼	-30.7%	-46

* Compared to same time period as previous year
 7/10/2024 3:04:11PM

** Case Type Categories are defined in the 2017 Virginia Judicial Workload Assessment
 Source: SCV-SQL-Information

2024 Overall GRAND TOTAL		Distribution of Caseload			Change*		Percentage (%) of Caseload		
3,747	-41 -1.1%	Adult	1,858	50%	2.6% ▲	+47	Adult	47.8%	49.6%
2024 		Juvenile	1,889	50%	-4.5% ▼	-88	Juvenile	52.2%	50.4%
2023		GRAND TOTAL	3,747	100%	-1.1% ▼	-41	GRAND TOTAL	100%	100%

Filings by Division & Code

Division	Case Type Description	Code	Summary	Change	% Change	Absolute Change	
Adult	Civil Support	VS	441	▲	+16.1%	+61	
	Show Cause	SC	407	▼	-9.2%	-41	
	Misdemeanor	CM	319	▲	+10.4%	+30	
	Other	OT	264	▼	+2.7%	+7	
	Family Abuse - Protective Order	FP	139	▲	+7.8%	+10	
	Felony	CF	116	▼	-26.6%	-42	
	Capias	CA	67	▲	+6.3%	+4	
	Motion - Protective Order	MP	47	▲	+67.9%	+19	
	Remand Support	RS	41	▲	+41.4%	+12	
	Non-Family Abuse Protective Order	AP	10	▲	+11.1%	+1	
	Restricted License for Non-Support	SL	3	▲	+200.0%	+2	
	Violation of Protective Order	PV	3	▼	-82.4%	-14	
	Criminal Support	CS	1	↔		-	
	Violation Family Abuse Protective Order	PS	0	▼	-100.0%	-2	
	Total		1,858	▲	2.6%	+47	
Juvenile	Custody Visitation	CV	1,306	▼	-4.2%	-57	
	Misdemeanor	DM	143	▼	-19.7%	-35	
	Felony	DF	64	▲	+113.3%	+34	
	Remand Custody	RC	53	▲	+55.9%	+19	
	Remand Visitation	RV	52	▲	+57.6%	+19	
	Paternity	PT	50	▲	+6.4%	+3	
	Traffic	T	28	▼	-33.3%	-14	
	Foster Care Review	FC	23	▼	-30.3%	-10	
	Truancy	TR	21	▲	+5.0%	+1	
	Permanency Planning	PH	20	▲	+81.8%	+9	
	Non-Family Abuse Protective Order	AP	18	▼	-59.1%	-26	
	Abuse and Neglect	AN	17	▼	-5.6%	-1	
	Child In Need of Services	CS	16	▲	+33.3%	+4	
	Voluntary Continuing Services and Support Agreem	VA	16	▲	+45.5%	+5	
	Show Cause	SC	14	▲	-26.3%	-5	
	Other	OT	9	▲	+28.6%	+2	
	Terminate Parental Rights	TP	9	▼	-10.0%	-1	
	Child at Risk	RI	5	▼	-73.7%	-14	
	Initial Foster Care	IF	5	▼	-28.6%	-2	
	Status	ST	5	▼	-16.7%	-1	
	Temporary Detention Order	TD	5	▼	-54.5%	-6	
	Special Immigrant Juvenile Status	SI	4	▲	+100.0%	+2	
	Relief of Custody	CR	3	▼	-66.7%	-6	
	Emergency Custody Order	EC	1	▼	-75.0%	-3	
	Motion - Protective Order	MP	1	▼	-66.7%	-2	
	Violation Family Abuse Protective Order	PS	1	▲	-	+1	
	Family Abuse - Protective Order	FP	0	▼	-100.0%	-1	
	Qualified Residential Treatment	QR	0	▼	-100.0%	-3	
		Total		1,889	▼	-4.5%	-88
	GRAND TOTAL			3,747	▼	-1.1%	-41

* Compared to same time period as previous year
 7/10/2024 3:04:11PM

** Case Type Categories are defined in the 2017 Virginia Judicial Workload Assessment
 Source: SCV-SQL-Information

Filings by Major Case Category**

Category	Summary	Change	% Change	Absolute Change
Adult Criminal	652	▼	-4.0%	-27
Child Dependency	98	▼	-19.0%	-23
Child in Need of Services/Supervision	38	▲	+18.8%	+6
Custody and Visitation	1,356	▲	-3.8%	-54
Delinquency	221	▲	-2.6%	-6
Juvenile Miscellaneous	5	▼	-16.7%	-1
New to Workload Study	4	▲	+100.0%	+2
Other	425	▲	+13.3%	+50
Protective Orders	215	▼	+0.5%	+1
Support	705	▲	+3.7%	+25
Traffic	28	▼	-33.3%	-14
GRAND TOTAL	3,747	▼	-1.1%	-41

* Compared to same time period as previous year
 7/10/2024 3:04:11PM

** Case Type Categories are defined in the 2017 Virginia Judicial Workload Assessment
 Source: SCV-SQL-Information

2024 Overall GRAND TOTAL		Distribution of Caseload			Change*		Percentage (%) of Caseload		
3,915 +80 2.1% 	+80 2.1% 	Adult	1,913	49%	6.6% ▲	+119	Adult	46.8%	48.9%
		Juvenile	2,002	51%	-1.9% ▼	-39	Juvenile	53.2%	51.1%
GRAND TOTAL		3,915	100%		2.1% ▲	+80	GRAND TOTAL	100%	100%

Filings by Division & Code

Division	Case Type Description	Code	Summary	Change	% Change	Absolute Change	
Adult	Misdemeanor	CM	411	▲	+0.2%	+1	
	Civil Support	VS	392	▲	+2.6%	+10	
	Other	OT	391	▲	+24.9%	+78	
	Show Cause	SC	251	▼	-2.7%	-7	
	Felony	CF	205	▲	+44.4%	+63	
	Capias	CA	112	▼	-19.4%	-27	
	Family Abuse - Protective Order	FP	111	▼	-3.5%	-4	
	Non-Family Abuse Protective Order	AP	13	▲	+160.0%	+8	
	Remand Support	RS	12	▲	+50.0%	+4	
	Motion - Protective Order	MP	6	▼	-33.3%	-3	
	Criminal Support	CS	3	▲	-	+3	
	Violation of Protective Order	PV	3	▼	-70.0%	-7	
	Emergency Custody Order	EC	2	▲	-	+2	
	Violation Family Abuse Protective Order	PS	1	↔	-	-	
Restricted License for Non-Support	SL	0	▼	-100.0%	-2		
Total			1,913	▲	6.6%	+119	
Juvenile	Custody Visitation	CV	1,128	▼	-8.3%	-102	
	Misdemeanor	DM	229	▲	+19.9%	+38	
	Paternity	PT	216	▼	-3.1%	-7	
	Felony	DF	90	▲	+40.6%	+26	
	Traffic	T	83	▼	-23.9%	-26	
	Special Immigrant Juvenile Status	SI	31	▲	+287.5%	+23	
	Status	ST	30	▲	+20.0%	+5	
	Foster Care Review	FC	26	▲	+62.5%	+10	
	Civil Violation	CI	21	▲	+320.0%	+16	
	Other	OT	20	▲	+66.7%	+8	
	Permanency Planning	PH	20	▼	-16.7%	-4	
	Show Cause	SC	19	▲	+90.0%	+9	
	Truancy	TR	15	▲	+150.0%	+9	
	Non-Family Abuse Protective Order	AP	10	▲	+233.3%	+7	
	Temporary Detention Order	TD	10	↔	-	-	
	Child In Need of Services	CS	9	▼	-35.7%	-5	
	Abuse and Neglect	AN	7	▼	-66.7%	-14	
	Initial Foster Care	IF	7	▼	-46.2%	-6	
	Emergency Custody Order	EC	6	▼	-33.3%	-3	
	Remand Custody	RC	6	▼	-53.8%	-7	
	Remand Visitation	RV	6	▼	-53.8%	-7	
	Capias	CA	5	▼	-44.4%	-4	
	Terminate Parental Rights	TP	5	▼	-16.7%	-1	
	Child at Risk	RI	1	▲	-	+1	
	Motion - Protective Order	MP	1	▲	-	+1	
	Relief of Custody	CR	1	↔	-	-	
	Emancipation	EP	0	▼	-100.0%	-1	
	Entrustment	ET	0	▼	-100.0%	-1	
	Family Abuse - Protective Order	FP	0	▼	-100.0%	-3	
	Violation Family Abuse Protective Order	PS	0	▼	-100.0%	-1	
	Total			2,002	▼	-1.9%	-39
	GRAND TOTAL			3,915	▲	2.1%	+80

* Compared to same time period as previous year
 7/10/2024 3:04:11PM

** Case Type Categories are defined in the 2017 Virginia Judicial Workload Assessment
 Source: SCV-SQL-Information

Filings by Major Case Category**

Category	Summary	Change	% Change	Absolute Change
Adult Criminal	911	▼	+2.9%	+26
Child Dependency	67	▲	-18.3%	-15
Child in Need of Services/Supervision	26	▲	+30.0%	+6
Custody and Visitation	1,344	▼	-7.5%	-109
Delinquency	341	▼	+24.0%	+66
Juvenile Miscellaneous	30	▲	+15.4%	+4
New to Workload Study	52	▲	+300.0%	+39
Other	453	▲	+19.8%	+75
Protective Orders	141	▲	+4.4%	+6
Support	467	▲	+1.7%	+8
Traffic	83	▼	-23.9%	-26
GRAND TOTAL	3,915	▲	2.1%	+80

* Compared to same time period as previous year
 7/10/2024 3:04:11PM

** Case Type Categories are defined in the 2017 Virginia Judicial Workload Assessment
 Source: SCV-SQL-Information

2024 Overall GRAND TOTAL		Distribution of Caseload		Change*		Percentage (%) of Caseload			
681 	+69	Adult	327	48%	-0.9% ▼	-3	Adult	53.9%	48.0%
	11.3%	Juvenile	354	52%	25.5% ▲	+72	Juvenile	46.1%	52.0%
GRAND TOTAL		681	100%	11.3% ▲	+69	GRAND TOTAL		100%	100%

Filings by Division & Code

Division	Case Type Description	Code	Summary	Change	% Change	Absolute Change
Adult	Civil Support	VS	70	▲	+29.6%	+16
	Misdemeanor	CM	67	▼	-30.2%	-29
	Other	OT	67	▲	+26.4%	+14
	Show Cause	SC	54	▼	-11.5%	-7
	Family Abuse - Protective Order	FP	32	▲	+6.7%	+2
	Felony	CF	19	▲	+35.7%	+5
	Capias	CA	7	▲		-
	Motion - Protective Order	MP	4	▼	-55.6%	-5
	Non-Family Abuse Protective Order	AP	4	▲	+300.0%	+3
	Remand Support	RS	3	▲	+200.0%	+2
	Restricted License for Non-Support	SL	0	▼	-100.0%	-1
	Violation Family Abuse Protective Order	PS	0	▼	-100.0%	-1
	Violation of Protective Order	PV	0	▼	-100.0%	-2
Total			327	▼	-0.9%	-3
Juvenile	Custody Visitation	CV	230	▲	+23.0%	+43
	Misdemeanor	DM	32	▲	+255.6%	+23
	Child In Need of Services	CS	17	▲	+183.3%	+11
	Traffic	T	14	▲	+100.0%	+7
	Remand Custody	RC	8	▲	-	+8
	Remand Visitation	RV	8	▲	-	+8
	Child at Risk	RI	7	▲	-	+7
	Felony	DF	7	▲	+250.0%	+5
	Paternity	PT	7	▼	-12.5%	-1
	Truancy	TR	5	▼	-28.6%	-2
	Foster Care Review	FC	4	▼	-20.0%	-1
	Permanency Planning	PH	3	▼	-40.0%	-2
	Show Cause	SC	3	▼	-89.3%	-25
	Non-Family Abuse Protective Order	AP	2	↔		-
	Other	OT	2	↔		-
	Civil Violation	CI	1	↔		-
	Emergency Custody Order	EC	1	↔		-
	Initial Foster Care	IF	1	▼	-50.0%	-1
	Temporary Detention Order	TD	1	▼	-75.0%	-3
	Voluntary Continuing Services and Support Agree	VA	1	▼	-50.0%	-1
	Motion - Protective Order	MP	0	▼	-100.0%	-2
	Status	ST	0	▼	-100.0%	-1
	Terminate Parental Rights	TP	0	▼	-100.0%	-1
Total			354	▲	25.5%	+72
GRAND TOTAL			681	▲	11.3%	+69

Filings by Major Case Category**

Category	Summary	Change	% Change	Absolute Change
Adult Criminal	127	▼	-19.6%	-31
Child Dependency	16	▲	+6.7%	+1
Child in Need of Services/Supervision	22	▲	+69.2%	+9
Custody and Visitation	237	▲	+21.5%	+42
Delinquency	42	▲	+7.7%	+3
Juvenile Miscellaneous	0	▼	-100.0%	-1

* Compared to same time period as previous year
 7/10/2024 3:04:11PM

** Case Type Categories are defined in the 2017 Virginia Judicial Workload Assessment
 Source: SCV-SQL-Information

New to Workload Study	1	↔		0
Other	90	▲	+47.5%	+29
Protective Orders	42	▲	-4.5%	-2
Support	90	▲	+15.4%	+12
Traffic	14	▲	+100.0%	+7
GRAND TOTAL	681	▲	11.3%	+69

2024 Overall GRAND TOTAL		Distribution of Caseload			Change*		Percentage (%) of Caseload		
1,467	+142 10.7%	Adult	724	49%	14.7% ▲	+93	Adult	47.6%	49.4%
2024		Juvenile	743	51%	7.1% ▲	+49	Juvenile	52.4%	50.6%
2023		GRAND TOTAL	1,467	100%	10.7% ▲	+142	GRAND TOTAL	100%	100%

Filings by Division & Code

Division	Case Type Description	Code	Summary	Change	% Change	Absolute Change	
Adult	Show Cause	SC	180	▲	+44.0%	+55	
	Misdemeanor	CM	162	▲	+21.8%	+29	
	Other	OT	125	▲	+38.9%	+35	
	Civil Support	VS	97	▲	+29.3%	+22	
	Family Abuse - Protective Order	FP	53	▲	+152.4%	+32	
	Felony	CF	44	▲	+18.9%	+7	
	Capias	CA	28	▼	-48.1%	-26	
	Non-Family Abuse Protective Order	AP	13	▼	-75.0%	-39	
	Motion - Protective Order	MP	12	▼	-36.8%	-7	
	Violation of Protective Order	PV	8	▼	-57.9%	-11	
	Remand Support	RS	1	▼	-80.0%	-4	
	Violation Family Abuse Protective Order	PS	1	▲	-	+1	
	Restricted License for Non-Support	SL	0	▼	-100.0%	-1	
	Total		724	▲	14.7%	+93	
Juvenile	Custody Visitation	CV	336	▲	+4.3%	+14	
	Misdemeanor	DM	68	▲	+23.6%	+13	
	Traffic	T	62	▼	-1.6%	-1	
	Abuse and Neglect	AN	42	↔	-	-	
	Motion - Protective Order	MP	30	▲	+400.0%	+24	
	Foster Care Review	FC	25	▲	+25.0%	+5	
	Permanency Planning	PH	25	▼	-13.8%	-4	
	Special Immigrant Juvenile Status	SI	22	↔	-	-	
	Felony	DF	21	▼	-52.3%	-23	
	Initial Foster Care	IF	21	▲	+110.0%	+11	
	Paternity	PT	17	▲	+183.3%	+11	
	Truancy	TR	17	▲	+325.0%	+13	
	Non-Family Abuse Protective Order	AP	11	▲	+175.0%	+7	
	Child In Need of Services	CS	9	▼	-30.8%	-4	
	Temporary Detention Order	TD	7	▼	-41.7%	-5	
	Terminate Parental Rights	TP	6	▼	-60.0%	-9	
	Family Abuse - Protective Order	FP	4	▲	-	+4	
	Other	OT	4	▲	+100.0%	+2	
	Remand Custody	RC	3	▲	-	+3	
	Remand Visitation	RV	3	▲	-	+3	
	Status	ST	3	▼	-70.0%	-7	
	Relief of Custody	CR	2	▲	+100.0%	+1	
	Civil Violation	CI	1	▼	-50.0%	-1	
	Emergency Custody Order	EC	1	▼	-83.3%	-5	
	Restoration of Parental Rights	RR	1	▲	-	+1	
	Show Cause	SC	1	▼	-50.0%	-1	
	Voluntary Continuing Services and Support Agreem	VA	1	▼	-66.7%	-2	
	Qualified Residential Treatment	QR	0	▼	-100.0%	-1	
		Total		743	▲	7.1%	+49
	GRAND TOTAL			1,467	▲	10.7%	+142

Filings by Major Case Category**

Category	Summary	Change	% Change	Absolute Change
Adult Criminal	367	▲	+16.5%	+52
Child Dependency	122	▼	+0.8%	+1

* Compared to same time period as previous year
 7/10/2024 3:04:11PM

** Case Type Categories are defined in the 2017 Virginia Judicial Workload Assessment
 Source: SCV-SQL-Information

CPSS - JCMS CASELOAD STATISTICS OF THE JUVENILE & DOMESTIC RELATIONS DISTRICT COURTS
 January 2024 thru May 2024 Filings (Compared to January 2023 thru May 2023)

Child in Need of Services/Supervision	26	▲	+52.9%	+9
Custody and Visitation	353	▲	+7.6%	+25
Delinquency	90	▼	-10.9%	-11
Juvenile Miscellaneous	3	▼	-70.0%	-7
New to Workload Study	23	▼	-4.2%	-1
Other	145	▲	+26.1%	+30
Protective Orders	123	▲	+20.6%	+21
Support	153	▼	+18.6%	+24
Traffic	62	▼	-1.6%	-1
GRAND TOTAL	1,467	▲	10.7%	+142

2024 Overall GRAND TOTAL		Distribution of Caseload		Change*		Percentage (%) of Caseload		
735	-121 -14.1%	Adult	485 66%	-8.0% ▼	-42	Adult	2023 61.6%	2024 66.0%
2024		Juvenile	250 34%	-24.0% ▼	-79	Juvenile	38.4%	34.0%
2023		GRAND TOTAL	735 100%	-14.1% ▼	-121	GRAND TOTAL	100%	100%

Filings by Division & Code

Division	Case Type Description	Code	Summary	Change	% Change	Absolute Change
Adult	Show Cause	SC	134	▲	+18.6%	+21
	Misdemeanor	CM	102	▼	-11.3%	-13
	Other	OT	82	▼	-31.1%	-37
	Civil Support	VS	60	▲	+50.0%	+20
	Capias	CA	39	▼	-27.8%	-15
	Felony	CF	26	▼	-7.1%	-2
	Family Abuse - Protective Order	FP	24	▼	-20.0%	-6
	Violation of Protective Order	PV	9	↔		-
	Motion - Protective Order	MP	7	▼	-22.2%	-2
	Non-Family Abuse Protective Order	AP	1	▼	-83.3%	-5
	Remand Support	RS	1	▼	-50.0%	-1
	Restricted License for Non-Support	SL	0	▼	-100.0%	-2
		Total		485	▼	-8.0%
Juvenile	Custody Visitation	CV	96	▼	-33.8%	-49
	Abuse and Neglect	AN	28	▲	+115.4%	+15
	Initial Foster Care	IF	26	▲	+2,500.0%	+25
	Misdemeanor	DM	24	▼	-42.9%	-18
	Felony	DF	17	↔		-
	Traffic	T	15	▼	-31.8%	-7
	Foster Care Review	FC	11	▼	-26.7%	-4
	Permanency Planning	PH	10	▼	-37.5%	-6
	Special Immigrant Juvenile Status	SI	4	▲	-	+4
	Motion - Protective Order	MP	3	▲	+50.0%	+1
	Paternity	PT	3	↔		-
	Show Cause	SC	3	▼	-25.0%	-1
	Family Abuse - Protective Order	FP	2	▲	-	+2
	Non-Family Abuse Protective Order	AP	2	▼	-80.0%	-8
	Voluntary Continuing Services and Support Agree	VA	2	▲	+100.0%	+1
	Child In Need of Services	CS	1	▼	-80.0%	-4
	Other	OT	1	▲	-85.7%	-6
	Status	ST	1	▼	-83.3%	-5
	Temporary Detention Order	TD	1	▼	-88.9%	-8
	Emergency Custody Order	EC	0	▼	-100.0%	-7
	Relief of Custody	CR	0	▼	-100.0%	-1
	Terminate Parental Rights	TP	0	▼	-100.0%	-2
	Truancy	TR	0	▼	-100.0%	-1
	Total		250	▼	-24.0%	-79
GRAND TOTAL			735	▼	-14.1%	-121

Filings by Major Case Category**

Category	Summary	Change	% Change	Absolute Change
Adult Criminal	240	▼	-6.6%	-17
Child Dependency	77	▲	+57.1%	+28
Child in Need of Services/Supervision	1	▼	-83.3%	-5
Custody and Visitation	99	▼	-33.1%	-49
Delinquency	44	▼	-30.2%	-19
Juvenile Miscellaneous	2	▲	-66.7%	-4
New to Workload Study	4	▲	-	+4

* Compared to same time period as previous year
 7/10/2024 3:04:11PM

** Case Type Categories are defined in the 2017 Virginia Judicial Workload Assessment
 Source: SCV-SQL-Information

Other	84	▼	-41.7%	-60
Protective Orders	39	▲	-31.6%	-18
Support	130	▼	+25.0%	+26
Traffic	15	▼	-31.8%	-7
GRAND TOTAL	735	▼	-14.1%	-121

2024 Overall GRAND TOTAL		Distribution of Caseload			Change*		Percentage (%) of Caseload		
1,524 -78 -4.9% 		Adult	753	49%	-11.7% ▼	-100	Adult	53.2%	49.4%
		Juvenile	771	51%	2.9% ▲	+22	Juvenile	46.8%	50.6%
		GRAND TOTAL	1,524	100%	-4.9% ▼	-78	GRAND TOTAL	100%	100%

Filings by Division & Code

Division	Case Type Description	Code	Summary	Change	% Change	Absolute Change	
Adult	Show Cause	SC	226	▲	-20.7%	-59	
	Civil Support	VS	141	▲	+0.7%	+1	
	Misdemeanor	CM	123	▼	-18.0%	-27	
	Other	OT	80	▼	-1.2%	-1	
	Capias	CA	55	▼	-5.2%	-3	
	Family Abuse - Protective Order	FP	46	▼	-8.0%	-4	
	Felony	CF	43	▼	-17.3%	-9	
	Motion - Protective Order	MP	18	▲	+50.0%	+6	
	Remand Support	RS	8	▲	+14.3%	+1	
	Restricted License for Non-Support	SL	5	▲	+25.0%	+1	
	Violation of Protective Order	PV	5	▼	-16.7%	-1	
	Non-Family Abuse Protective Order	AP	3	▼	-50.0%	-3	
	Violation Family Abuse Protective Order	PS	0	▼	-100.0%	-2	
	Total		753	▼	-11.7%	-100	
Juvenile	Custody Visitation	CV	450	↔		-	
	Misdemeanor	DM	99	▲	+30.3%	+23	
	Felony	DF	39	▲	+178.6%	+25	
	Traffic	T	39	▼	-17.0%	-8	
	Special Immigrant Juvenile Status	SI	24	▲	+84.6%	+11	
	Show Cause	SC	16	▲	+700.0%	+14	
	Child In Need of Services	CS	13	▼	-27.8%	-5	
	Paternity	PT	11	▼	-15.4%	-2	
	Remand Custody	RC	11	▲	+37.5%	+3	
	Remand Visitation	RV	11	▲	+37.5%	+3	
	Permanency Planning	PH	9	▲	+50.0%	+3	
	Child at Risk	RI	8	▲	+60.0%	+3	
	Temporary Detention Order	TD	7	▲	+16.7%	+1	
	Abuse and Neglect	AN	6	▼	-14.3%	-1	
	Civil Violation	CI	6	▲	+100.0%	+3	
	Non-Family Abuse Protective Order	AP	6	▼	-60.0%	-9	
	Truancy	TR	3	▼	-72.7%	-8	
	Foster Care Review	FC	2	▼	-80.0%	-8	
	Initial Foster Care	IF	2	▼	-33.3%	-1	
	Motion - Protective Order	MP	2	▼	-60.0%	-3	
	Terminate Parental Rights	TP	2	↔		-	
	Emergency Custody Order	EC	1	▼	-50.0%	-1	
	Entrustment	ET	1	▲	-	+1	
	Family Abuse - Protective Order	FP	1	▲	-	+1	
	Status	ST	1	▼	-80.0%	-4	
	Voluntary Continuing Services and Support Agree	VA	1	▼	-75.0%	-3	
	Capias	CA	0	▼	-100.0%	-1	
	Other	OT	0	▼	-100.0%	-8	
	Relief of Custody	CR	0	▼	-100.0%	-5	
	Violation of Protective Order	PV	0	▼	-100.0%	-2	
		Total		771	▲	2.9%	+22
		GRAND TOTAL		1,524	▼	-4.9%	-78

* Compared to same time period as previous year
 7/10/2024 3:04:11PM

** Case Type Categories are defined in the 2017 Virginia Judicial Workload Assessment
 Source: SCV-SQL-Information

Filings by Major Case Category**

Category	Summary	Change	% Change	Absolute Change
Adult Criminal	376	▼	-25.0%	-125
Child Dependency	31	▲	-26.2%	-11
Child in Need of Services/Supervision	27	▲	-12.9%	-4
Custody and Visitation	461	▼	-0.4%	-2
Delinquency	143	▲	+53.8%	+50
Juvenile Miscellaneous	1	▼	-80.0%	-4
New to Workload Study	30	▲	+87.5%	+14
Other	118	▼	-1.7%	-2
Protective Orders	76	▲	-13.6%	-12
Support	222	▲	+13.3%	+26
Traffic	39	▼	-17.0%	-8
GRAND TOTAL	1,524	▼	-4.9%	-78

* Compared to same time period as previous year
 7/10/2024 3:04:11PM

** Case Type Categories are defined in the 2017 Virginia Judicial Workload Assessment
 Source: SCV-SQL-Information

2024 Overall GRAND TOTAL		Distribution of Caseload		Change*		Percentage (%) of Caseload			
586 	+56	Adult	317	54%	41.5% ▲	+93	Adult	42.3%	54.1%
	10.6%	Juvenile	269	46%	-12.1% ▼	-37	Juvenile	57.7%	45.9%
GRAND TOTAL		586	100%	10.6% ▲	+56	GRAND TOTAL		100%	100%

Filings by Division & Code

Division	Case Type Description	Code	Summary	Change	% Change	Absolute Change
Adult	Show Cause	SC	87	▲	+64.2%	+34
	Other	OT	51	▲	+82.1%	+23
	Civil Support	VS	44	▼	-10.2%	-5
	Misdemeanor	CM	43	▲	+43.3%	+13
	Felony	CF	38	▲	+245.5%	+27
	Family Abuse - Protective Order	FP	19	▼	-5.0%	-1
	Remand Support	RS	16	▲	+45.5%	+5
	Capias	CA	9	▲	+200.0%	+6
	Motion - Protective Order	MP	7	▼	-12.5%	-1
	Bond Forfeiture	BF	1	▲	-	+1
	Non-Family Abuse Protective Order	AP	1	▼	-83.3%	-5
	Violation of Protective Order	PV	1	▼	-66.7%	-2
	Protective Order	PC	0	▼	-100.0%	-2
Total			317	▲	41.5%	+93
Juvenile	Custody Visitation	CV	145	▼	-24.1%	-46
	Misdemeanor	DM	24	▼	-17.2%	-5
	Permanency Planning	PH	14	▲	+250.0%	+10
	Remand Custody	RC	13	▲	+8.3%	+1
	Remand Visitation	RV	13	▲	+85.7%	+6
	Foster Care Review	FC	10	▲	+11.1%	+1
	Traffic	T	9	▼	-52.6%	-10
	Non-Family Abuse Protective Order	AP	7	↔	-	-
	Truancy	TR	6	▲	+200.0%	+4
	Abuse and Neglect	AN	5	▼	-28.6%	-2
	Initial Foster Care	IF	5	▲	+150.0%	+3
	Child In Need of Services	CS	4	▼	-33.3%	-2
	Other	OT	3	▲	-	+3
	Temporary Detention Order	TD	3	▲	+50.0%	+1
	Voluntary Continuing Services and Support Agreem	VA	3	▲	+200.0%	+2
	Paternity	PT	2	▲	+100.0%	+1
	Civil Violation	CI	1	▲	-	+1
	Family Abuse - Protective Order	FP	1	▲	-	+1
	Felony	DF	1	▼	-75.0%	-3
	Emergency Custody Order	EC	0	▼	-100.0%	-1
Terminate Parental Rights	TP	0	▼	-100.0%	-2	
Total			269	▼	-12.1%	-37
GRAND TOTAL			586	▲	10.6%	+56

Filings by Major Case Category**

Category	Summary	Change	% Change	Absolute Change
Adult Criminal	149	▲	+69.3%	+61
Child Dependency	37	▲	+48.0%	+12
Child in Need of Services/Supervision	10	▲	+25.0%	+2
Custody and Visitation	147	▲	-23.4%	-45
Delinquency	25	▼	-24.2%	-8
New to Workload Study	1	▲	-	+1
Other	99	▲	+62.3%	+38
Protective Orders	35	▲	-14.6%	-6

* Compared to same time period as previous year
 7/10/2024 3:04:11PM



** Case Type Categories are defined in the 2017 Virginia Judicial Workload Assessment
 Source: SCV-SQL-Information

CPSS - JCMS CASELOAD STATISTICS OF THE JUVENILE & DOMESTIC RELATIONS DISTRICT COURTS
January 2024 thru May 2024 Filings (Compared to January 2023 thru May 2023)

Fluvanna

District: 16 FIPS: 065

Support	74	▲	+17.5%	+11
Traffic	9	▼	-52.6%	-10
GRAND TOTAL	586	▲	10.6%	+56

2024 Overall GRAND TOTAL		Distribution of Caseload		Change*		Percentage (%) of Caseload		
333 2024  2023  +4 1.2% ↑	Adult	148	44%	38.3% ▲	+41	Adult	32.5%	44.4%
	Juvenile	185	56%	-16.7% ▼	-37	Juvenile	67.5%	55.6%
	GRAND TOTAL	333	100%	1.2% ▲	+4	GRAND TOTAL	100%	100%

Filings by Division & Code

Division	Case Type Description	Code	Summary	Change	% Change	Absolute Change
Adult	Misdemeanor	CM	32	▲	+52.4%	+11
	Other	OT	32	▲	+45.5%	+10
	Show Cause	SC	32	▲	+88.2%	+15
	Civil Support	VS	19	▼	-13.6%	-3
	Felony	CF	13	▲	+116.7%	+7
	Family Abuse - Protective Order	FP	12	▲	+300.0%	+9
	Capias	CA	5	▼	-16.7%	-1
	Violation of Protective Order	PV	2	▲	-	+2
	Remand Support	RS	1	▼	-80.0%	-4
	Violation Family Abuse Protective Order	PS	0	▼	-100.0%	-5
	Total		148	▲	38.3%	+41
Juvenile	Custody Visitation	CV	75	▼	-30.6%	-33
	Misdemeanor	DM	43	▲	+13.2%	+5
	Traffic	T	28	▼	-12.5%	-4
	Felony	DF	10	▲	+42.9%	+3
	Motion - Protective Order	MP	5	▲	-	+5
	Permanency Planning	PH	5	▲	+66.7%	+2
	Emergency Custody Order	EC	3	▲	-	+3
	Status	ST	3	↔	-	-
	Remand Custody	RC	2	▼	-71.4%	-5
	Remand Visitation	RV	2	▼	-66.7%	-4
	Voluntary Continuing Services and Support Agreen	VA	2	▲	-	+2
	Abuse and Neglect	AN	1	▼	-75.0%	-3
	Capias	CA	1	▲	-	+1
	Child In Need of Services	CS	1	▼	-80.0%	-4
	Initial Foster Care	IF	1	▼	-75.0%	-3
	Non-Family Abuse Protective Order	AP	1	↔	-	-
	Other	OT	1	▲	-	+1
	Special Immigrant Juvenile Status	SI	1	▲	-	+1
	Child at Risk	RI	0	▼	-100.0%	-1
	Family Abuse - Protective Order	FP	0	▼	-100.0%	-1
	Paternity	PT	0	▼	-100.0%	-1
	Temporary Detention Order	TD	0	▼	-100.0%	-1
		Total		185	▼	-16.7%
	GRAND TOTAL		333	▲	1.2%	+4

Filings by Major Case Category**

Category	Summary	Change	% Change	Absolute Change
Adult Criminal	74	▲	+42.3%	+22
Child Dependency	9	▲	-25.0%	-3
Child in Need of Services/Supervision	1	▼	-80.0%	-4
Custody and Visitation	75	▼	-31.2%	-34
Delinquency	54	▲	+20.0%	+9
Juvenile Miscellaneous	3	↔	-	0
New to Workload Study	1	▲	-	+1
Other	41	▲	-	0
Protective Orders	18	▲	+260.0%	+13
Support	29	▲	+16.0%	+4

* Compared to same time period as previous year
 7/10/2024 3:04:11PM

** Case Type Categories are defined in the 2017 Virginia Judicial Workload Assessment
 Source: SCV-SQL-Information

Traffic		28	▼	-12.5%	-4
	GRAND TOTAL	333	▲	1.2%	+4

2024 Overall GRAND TOTAL		Distribution of Caseload		Change*		Percentage (%) of Caseload		
463	-77 -14.3%	Adult	205 44%	-21.5% ▼	-56	Adult	2023 48.3%	2024 44.3%
2024		Juvenile	258 56%	-7.5% ▼	-21	Juvenile	51.7%	55.7%
2023		GRAND TOTAL	463 100%	-14.3% ▼	-77	GRAND TOTAL	100%	100%

Filings by Division & Code

Division	Case Type Description	Code	Summary	Change	% Change	Absolute Change
Adult	Show Cause	SC	51	▲	+37.8%	+14
	Civil Support	VS	38	▼	-25.5%	-13
	Misdemeanor	CM	34	▲	+36.0%	+9
	Other	OT	30	▼	-16.7%	-6
	Family Abuse - Protective Order	FP	22	▼	-4.3%	-1
	Capias	CA	15	▲	+66.7%	+6
	Felony	CF	8	▼	-52.9%	-9
	Non-Family Abuse Protective Order	AP	5	▲	+400.0%	+4
	Motion - Protective Order	MP	1	▼	-90.9%	-10
	Violation of Protective Order	PV	1	▼	-98.0%	-50
	Total		205	▼	-21.5%	-56
Juvenile	Custody Visitation	CV	116	▼	-22.1%	-33
	Misdemeanor	DM	31	▲	+19.2%	+5
	Felony	DF	28	▲	+133.3%	+16
	Traffic	T	25	▲	+19.0%	+4
	Non-Family Abuse Protective Order	AP	12	▲	-	+12
	Foster Care Review	FC	8	▲	+60.0%	+3
	Abuse and Neglect	AN	6	▼	-14.3%	-1
	Child In Need of Services	CS	5	▼	-44.4%	-4
	Show Cause	SC	5	▲	-	+5
	Permanency Planning	PH	4	▼	-77.8%	-14
	Truancy	TR	4	▲	+300.0%	+3
	Special Immigrant Juvenile Status	SI	3	▲	+50.0%	+1
	Initial Foster Care	IF	2	▼	-33.3%	-1
	Status	ST	2	▲	-	+2
	Voluntary Continuing Services and Support Agree	VA	2	↔	-	-
	Capias	CA	1	▲	-	+1
	Emergency Custody Order	EC	1	↔	-	-
	Entrustment	ET	1	▲	-	+1
	Paternity	PT	1	▼	-50.0%	-1
	Temporary Detention Order	TD	1	▼	-66.7%	-2
Family Abuse - Protective Order	FP	0	▼	-100.0%	-1	
Motion - Protective Order	MP	0	▼	-100.0%	-2	
Qualified Residential Treatment	QR	0	▼	-100.0%	-1	
Terminate Parental Rights	TP	0	▼	-100.0%	-14	
	Total		258	▼	-7.5%	-21
GRAND TOTAL			463	▼	-14.3%	-77

Filings by Major Case Category**

Category	Summary	Change	% Change	Absolute Change
Adult Criminal	86	▼	-31.7%	-40
Child Dependency	23	▲	-54.0%	-27
Child in Need of Services/Supervision	9	▲	-10.0%	-1
Custody and Visitation	117	▼	-22.5%	-34
Delinquency	65	▲	+71.1%	+27
Juvenile Miscellaneous	2	▲	-	+2
New to Workload Study	3	▲	+50.0%	+1
Other	32	▼	-20.0%	-8

* Compared to same time period as previous year
 7/10/2024 3:04:11PM

** Case Type Categories are defined in the 2017 Virginia Judicial Workload Assessment
 Source: SCV-SQL-Information

CPSS - JCMS CASELOAD STATISTICS OF THE JUVENILE & DOMESTIC RELATIONS DISTRICT COURTS
 January 2024 thru May 2024 Filings (Compared to January 2023 thru May 2023)

Greene

District: 16 FIPS: 079

Protective Orders	40	▲	+5.3%	+2
Support	61	▲	-4.7%	-3
Traffic	25	▲	+19.0%	+4
GRAND TOTAL	463	▼	-14.3%	-77

2024 Overall GRAND TOTAL		Distribution of Caseload			Change*		Percentage (%) of Caseload		
1,022 +86 9.2% 	2024 2023	Adult	560	55%	15.0% ▲	+73	Adult	52.0%	54.8%
		Juvenile	462	45%	2.9% ▲	+13	Juvenile	48.0%	45.2%
GRAND TOTAL		1,022	100%	9.2% ▲	+86	GRAND TOTAL	100%	100%	

Filings by Division & Code

Division	Case Type Description	Code	Summary	Change	% Change	Absolute Change
Adult	Misdemeanor	CM	157	▲	+93.8%	+76
	Show Cause	SC	100	▲	+29.9%	+23
	Other	OT	95	▼	+3.3%	+3
	Civil Support	VS	73	▼	-5.2%	-4
	Felony	CF	53	▼	-41.8%	-38
	Family Abuse - Protective Order	FP	28	▲	+33.3%	+7
	Capias	CA	22	▼	-12.0%	-3
	Violation of Protective Order	PV	14	▲	+100.0%	+7
	Motion - Protective Order	MP	9	▲	+200.0%	+6
	Restricted License for Non-Support	SL	4	▲	-	+4
	Remand Support	RS	3	▼	-70.0%	-7
	Non-Family Abuse Protective Order	AP	2	▼	-33.3%	-1
	Total			560	▲	15.0%
Juvenile	Custody Visitation	CV	297	▼	-9.5%	-31
	Traffic	T	50	▲	+284.6%	+37
	Misdemeanor	DM	24	▼	-7.7%	-2
	Permanency Planning	PH	11	▲	+175.0%	+7
	Felony	DF	9	▲	+28.6%	+2
	Abuse and Neglect	AN	8	▼	-27.3%	-3
	Paternity	PT	7	▲	+133.3%	+4
	Child In Need of Services	CS	6	▼	-25.0%	-2
	Motion - Protective Order	MP	6	▲	+200.0%	+4
	Civil Violation	CI	5	↔	-	-
	Foster Care Review	FC	5	↔	-	-
	Remand Custody	RC	5	▼	-54.5%	-6
	Remand Visitation	RV	5	▼	-54.5%	-6
	Terminate Parental Rights	TP	5	▲	-	+5
	Non-Family Abuse Protective Order	AP	4	▲	-	+4
	Capias	CA	3	▲	-	+3
	Voluntary Continuing Services and Support Agreem	VA	3	↔	-	-
	Entrustment	ET	2	▲	-	+2
	Initial Foster Care	IF	2	▼	-50.0%	-2
	Emergency Custody Order	EC	1	▲	-	+1
	Show Cause	SC	1	▼	-50.0%	-1
	Status	ST	1	▲	-	+1
	Temporary Detention Order	TD	1	↔	-	-
	Truancy	TR	1	▼	-80.0%	-4
	Total			462	▲	2.9%
GRAND TOTAL			1,022	▲	9.2%	+86

Filings by Major Case Category**

Category	Summary	Change	% Change	Absolute Change
Adult Criminal	299	▲	+25.1%	+60
Child Dependency	36	▲	+33.3%	+9
Child in Need of Services/Supervision	7	▼	-46.2%	-6
Custody and Visitation	304	▲	-8.2%	-27
Delinquency	37	▲	+5.7%	+2
Juvenile Miscellaneous	1	▲	-	+1

* Compared to same time period as previous year
 7/10/2024 3:04:11PM

** Case Type Categories are defined in the 2017 Virginia Judicial Workload Assessment
 Source: SCV-SQL-Information

CPSS - JCMS CASELOAD STATISTICS OF THE JUVENILE & DOMESTIC RELATIONS DISTRICT COURTS
 January 2024 thru May 2024 Filings (Compared to January 2023 thru May 2023)

New to Workload Study	5	↔		0
Other	110	▲	-12.0%	-15
Protective Orders	49	▲	+69.0%	+20
Support	124	▲	+4.2%	+5
Traffic	50	▲	+284.6%	+37
GRAND TOTAL	1,022	▲	9.2%	+86

2024 Overall GRAND TOTAL		Distribution of Caseload		Change*		Percentage (%) of Caseload		
365	+122 50.2%	Adult	165 45%	55.7% ▲	+59	Adult	2023 43.6%	2024 45.2%
2024		Juvenile	200 55%	46.0% ▲	+63	Juvenile	56.4%	54.8%
2023		GRAND TOTAL	365 100%	50.2% ▲	+122	GRAND TOTAL	100%	100%

Filings by Division & Code

Division	Case Type Description	Code	Summary	Change	% Change	Absolute Change
Adult	Show Cause	SC	49	▲	+96.0%	+24
	Misdemeanor	CM	37	▲	+117.6%	+20
	Civil Support	VS	31	▲	+82.4%	+14
	Other	OT	15	▼	-16.7%	-3
	Family Abuse - Protective Order	FP	11	▼	-21.4%	-3
	Felony	CF	8	▲	+300.0%	+6
	Motion - Protective Order	MP	4	↔	-	-
	Non-Family Abuse Protective Order	AP	4	▲	+100.0%	+2
	Capias	CA	3	▲	-40.0%	-2
	Violation of Protective Order	PV	3	▲	+50.0%	+1
	Total		165	▲	55.7%	+59
Juvenile	Custody Visitation	CV	125	▲	+58.2%	+46
	Permanency Planning	PH	16	▲	+220.0%	+11
	Abuse and Neglect	AN	12	▼	-7.7%	-1
	Misdemeanor	DM	9	▲	+80.0%	+4
	Initial Foster Care	IF	8	▲	+33.3%	+2
	Terminate Parental Rights	TP	8	▲	+300.0%	+6
	Civil Violation	CI	4	▲	-	+4
	Traffic	T	4	▼	-42.9%	-3
	Entrustment	ET	3	▲	-	+3
	Felony	DF	3	▲	+200.0%	+2
	Child In Need of Services	CS	2	▲	+100.0%	+1
	Motion - Protective Order	MP	2	↔	-	-
	Status	ST	2	▼	-66.7%	-4
	Foster Care Review	FC	1	▼	-66.7%	-2
	Truancy	TR	1	↔	-	-
	Non-Family Abuse Protective Order	AP	0	▼	-100.0%	-3
	Paternity	PT	0	▼	-100.0%	-3
		Total		200	▲	46.0%
GRAND TOTAL			365	▲	50.2%	+122

Filings by Major Case Category**

Category	Summary	Change	% Change	Absolute Change
Adult Criminal	65	▲	+41.3%	+19
Child Dependency	48	▲	+65.5%	+19
Child in Need of Services/Supervision	3	▲	+50.0%	+1
Custody and Visitation	125	▼	+52.4%	+43
Delinquency	12	▲	+100.0%	+6
Juvenile Miscellaneous	2	▼	-66.7%	-4
New to Workload Study	4	▲	-	+4
Other	15	▼	-16.7%	-3
Protective Orders	21	▼	-16.0%	-4
Support	66	▲	+200.0%	+44
Traffic	4	▼	-42.9%	-3
GRAND TOTAL	365	▲	50.2%	+122

* Compared to same time period as previous year
 7/10/2024 3:04:11PM

** Case Type Categories are defined in the 2017 Virginia Judicial Workload Assessment
 Source: SCV-SQL-Information

2024 Overall GRAND TOTAL		Distribution of Caseload			Change*		Percentage (%) of Caseload		
1,011 +68 7.2% 		Adult	486	48%	8.2% ▲	+37	Adult	47.6%	48.1%
		Juvenile	525	52%	6.3% ▲	+31	Juvenile	52.4%	51.9%
		GRAND TOTAL	1,011	100%	7.2% ▲	+68	GRAND TOTAL	100%	100%

Filings by Division & Code

Division	Case Type Description	Code	Summary	Change	% Change	Absolute Change	
Adult	Show Cause	SC	136	▲	+30.8%	+32	
	Civil Support	VS	106	▲	+8.2%	+8	
	Misdemeanor	CM	81	▼	-4.7%	-4	
	Other	OT	64	▼	-9.9%	-7	
	Family Abuse - Protective Order	FP	41	▲	+17.1%	+6	
	Capias	CA	25	▼	-16.7%	-5	
	Felony	CF	14	▲	+7.7%	+1	
	Motion - Protective Order	MP	6	↔		-	
	Remand Support	RS	6	▲	+100.0%	+3	
	Non-Family Abuse Protective Order	AP	4	▲	+300.0%	+3	
	Violation of Protective Order	PV	2	↔		-	
	Bond Forfeiture	BF	1	▲	-	+1	
	Protective Order	PC	0	▼	-100.0%	-1	
		Total		486	▲	8.2%	+37
Juvenile	Custody Visitation	CV	322	▲	+3.5%	+11	
	Misdemeanor	DM	34	▲	+54.5%	+12	
	Child In Need of Services	CS	24	▲	+84.6%	+11	
	Felony	DF	15	▼	-42.3%	-11	
	Status	ST	15	▲	+15.4%	+2	
	Permanency Planning	PH	14	▼	-30.0%	-6	
	Terminate Parental Rights	TP	14	▲	+1,300.0%	+13	
	Traffic	T	14	▲	+75.0%	+6	
	Foster Care Review	FC	10	▲	+25.0%	+2	
	Civil Violation	CI	7	↔		-	
	Remand Custody	RC	7	▲	+16.7%	+1	
	Remand Visitation	RV	7	↔		-	
	Truancy	TR	7	▼	-22.2%	-2	
	Voluntary Continuing Services and Support Agree	VA	6	▲	+500.0%	+5	
	Initial Foster Care	IF	5	▲	+150.0%	+3	
	Other	OT	5	▲	+150.0%	+3	
	Paternity	PT	5	▲	+66.7%	+2	
	Abuse and Neglect	AN	3	▼	-62.5%	-5	
	Motion - Protective Order	MP	2	▲	-	+2	
	Non-Family Abuse Protective Order	AP	2	▼	-80.0%	-8	
	Special Immigrant Juvenile Status	SI	2	▲	-	+2	
	Temporary Detention Order	TD	2	▼	-77.8%	-7	
	Capias	CA	1	▲	-	+1	
	Emancipation	EP	1	▲	-	+1	
	Emergency Custody Order	EC	1	↔		-	
	Family Abuse - Protective Order	FP	0	▼	-100.0%	-1	
	Qualified Residential Treatment	QR	0	▼	-100.0%	-6	
		Total		525	▲	6.3%	+31
		GRAND TOTAL		1,011	▲	7.2%	+68

Filings by Major Case Category**

Category	Summary	Change	% Change	Absolute Change
Adult Criminal	215	▲	+6.4%	+13
Child Dependency	52	▲	+13.0%	+6
Child in Need of Services/Supervision	31	▲	+40.9%	+9

* Compared to same time period as previous year
 7/10/2024 3:04:11PM

** Case Type Categories are defined in the 2017 Virginia Judicial Workload Assessment
 Source: SCV-SQL-Information

CPSS - JCMS CASELOAD STATISTICS OF THE JUVENILE & DOMESTIC RELATIONS DISTRICT COURTS
 January 2024 thru May 2024 Filings (Compared to January 2023 thru May 2023)

Orange

District: 16 FIPS: 137

Custody and Visitation	327	▲	+4.1%	+13
Delinquency	50	▲	+4.2%	+2
Juvenile Miscellaneous	16	▲	+23.1%	+3
New to Workload Study	9	▲	+28.6%	+2
Other	92	▲	-7.1%	-7
Protective Orders	55	▲	+3.8%	+2
Support	150	▲	+14.5%	+19
Traffic	14	▲	+75.0%	+6
GRAND TOTAL	1,011	▲	7.2%	+68

2024 Overall GRAND TOTAL		Distribution of Caseload		Change*		Percentage (%) of Caseload			
1,897 +42 2.3% 		Adult	811	43%	0.4% ▲	+3	Adult	43.6%	42.8%
		Juvenile	1,086	57%	3.7% ▲	+39	Juvenile	56.4%	57.2%
		GRAND TOTAL	1,897	100%	2.3% ▲	+42	GRAND TOTAL	100%	100%

Filings by Division & Code

Division	Case Type Description	Code	Summary	Change	% Change	Absolute Change	
Adult	Misdemeanor	CM	201	▼	-2.9%	-6	
	Civil Support	VS	176	▲	+22.2%	+32	
	Show Cause	SC	122	▲	+3.4%	+4	
	Other	OT	114	▼	-21.4%	-31	
	Felony	CF	90	▲	+34.3%	+23	
	Family Abuse - Protective Order	FP	56	▼	-17.6%	-12	
	Capias	CA	40	▼	-23.1%	-12	
	Motion - Protective Order	MP	7	▲	+250.0%	+5	
	Non-Family Abuse Protective Order	AP	4	▲	+100.0%	+2	
	Violation of Protective Order	PV	1	▲	-	+1	
	Restricted License for Non-Support	SL	0	▼	-100.0%	-2	
	Violation Family Abuse Protective Order	PS	0	▼	-100.0%	-1	
	Total		811	▲	0.4%	+3	
Juvenile	Custody Visitation	CV	343	▼	-2.3%	-8	
	Misdemeanor	DM	152	▲	+11.8%	+16	
	Felony	DF	118	▲	+87.3%	+55	
	Civil Violation	CI	90	▲	+42.9%	+27	
	Status	ST	63	▼	-61.8%	-102	
	Show Cause	SC	45	▼	-15.1%	-8	
	Abuse and Neglect	AN	42	▼	-33.3%	-21	
	Truancy	TR	38	▲	+171.4%	+24	
	Traffic	T	34	▼	-2.9%	-1	
	Child In Need of Services	CS	30	▲	+30.4%	+7	
	Permanency Planning	PH	30	▲	+233.3%	+21	
	Non-Family Abuse Protective Order	AP	23	▲	+76.9%	+10	
	Paternity	PT	22	▲	+100.0%	+11	
	Foster Care Review	FC	12	↔	-	-	
	Terminate Parental Rights	TP	11	▲	+83.3%	+5	
	Initial Foster Care	IF	8	▼	-11.1%	-1	
	Special Immigrant Juvenile Status	SI	7	▲	-	+7	
	Capias	CA	5	▼	-54.5%	-6	
	Entrustment	ET	4	▲	-	+4	
	Voluntary Continuing Services and Support Agreem	VA	3	▲	-	+3	
	Emergency Custody Order	EC	1	▼	-50.0%	-1	
	Family Abuse - Protective Order	FP	1	▲	-	+1	
	Mental Commitment	MC	1	▲	-	+1	
	Motion - Protective Order	MP	1	▲	-	+1	
	Relief of Custody	CR	1	▲	-	+1	
	Temporary Detention Order	TD	1	▼	-85.7%	-6	
	Other	OT	0	▼	-100.0%	-1	
		Total		1,086	▲	3.7%	+39
		GRAND TOTAL		1,897	▲	2.3%	+42

Filings by Major Case Category**

Category	Summary	Change	% Change	Absolute Change
Adult Criminal	408	▲	+1.0%	+4
Child Dependency	111	▲	+12.1%	+12
Child in Need of Services/Supervision	76	▲	+58.3%	+28
Custody and Visitation	365	▲	+0.8%	+3

* Compared to same time period as previous year
 7/10/2024 3:04:11PM

** Case Type Categories are defined in the 2017 Virginia Judicial Workload Assessment
 Source: SCV-SQL-Information

Delinquency	312	▲	+23.8%	+60
Juvenile Miscellaneous	63	▼	-61.8%	-102
New to Workload Study	97	▲	+54.0%	+34
Other	117	▲	-24.5%	-38
Protective Orders	92	▲	+8.2%	+7
Support	222	▼	+18.7%	+35
Traffic	34	▼	-2.9%	-1
GRAND TOTAL	1,897	▲	2.3%	+42

2024 Overall GRAND TOTAL		Distribution of Caseload		Change*		Percentage (%) of Caseload			
42	-30 -41.7%	Adult	19	45%	-20.8% ▼	-5	Adult	33.3%	45.2%
2024		Juvenile	23	55%	-52.1% ▼	-25	Juvenile	66.7%	54.8%
2023		GRAND TOTAL	42	100%	-41.7% ▼	-30	GRAND TOTAL	100%	100%

Filings by Division & Code

Division	Case Type Description	Code	Summary	Change	% Change	Absolute Change
Adult	Other	OT	7	▼		-
	Misdemeanor	CM	6	▲	+50.0%	+2
	Civil Support	VS	2	▼	-60.0%	-3
	Capias	CA	1	▼	-50.0%	-1
	Family Abuse - Protective Order	FP	1	▲	-	+1
	Felony	CF	1	↔		-
	Show Cause	SC	1	▼	-80.0%	-4
	Total			19	▼	-20.8%
Juvenile	Misdemeanor	DM	8	▼	-33.3%	-4
	Traffic	T	6	▲	+20.0%	+1
	Custody Visitation	CV	3	▼	-70.0%	-7
	Felony	DF	2	▼	-71.4%	-5
	Child In Need of Services	CS	1	↔		-
	Special Immigrant Juvenile Status	SI	1	▼	-50.0%	-1
	Status	ST	1	▼	-83.3%	-5
	Truancy	TR	1	↔		-
	Abuse and Neglect	AN	0	▼	-100.0%	-1
	Non-Family Abuse Protective Order	AP	0	▼	-100.0%	-2
	Permanency Planning	PH	0	▼	-100.0%	-1
	Total			23	▼	-52.1%
GRAND TOTAL			42	▼	-41.7%	-30

Filings by Major Case Category**

Category	Summary	Change	% Change	Absolute Change
Adult Criminal	9	▼	-25.0%	-3
Child Dependency	0	▼	-100.0%	-2
Child in Need of Services/Supervision	2	↔		0
Custody and Visitation	3	▼	-70.0%	-7
Delinquency	10	▼	-47.4%	-9
Juvenile Miscellaneous	1	▼	-83.3%	-5
New to Workload Study	1	▼	-50.0%	-1
Other	7	▼		0
Protective Orders	1	▲	-50.0%	-1
Support	2	▼	-60.0%	-3
Traffic	6	▲	+20.0%	+1
GRAND TOTAL	42	▼	-41.7%	-30

* Compared to same time period as previous year
 7/10/2024 3:04:11PM

** Case Type Categories are defined in the 2017 Virginia Judicial Workload Assessment
 Source: SCV-SQL-Information

2024 Overall GRAND TOTAL		Distribution of Caseload			Change*		Percentage (%) of Caseload		
1,856	-132 -6.6%	Adult	903	49%	-6.9% ▼	-67	Adult	48.8%	48.7%
2024		Juvenile	953	51%	-6.4% ▼	-65	Juvenile	51.2%	51.3%
2023		GRAND TOTAL	1,856	100%	-6.6% ▼	-132	GRAND TOTAL	100%	100%

Filings by Division & Code

Division	Case Type Description	Code	Summary	Change	% Change	Absolute Change	
Adult	Misdemeanor	CM	227	▼	-20.1%	-57	
	Other	OT	218	▼	-12.1%	-30	
	Civil Support	VS	197	▲	+13.9%	+24	
	Family Abuse - Protective Order	FP	76	▲	+28.8%	+17	
	Felony	CF	62	▼	-13.9%	-10	
	Show Cause	SC	45	▼	-29.7%	-19	
	Capias	CA	42	▼	-4.5%	-2	
	Bond Forfeiture	BF	12	▲	-	+12	
	Protective Order	PC	11	↔	-	-	
	Motion - Protective Order	MP	6	▲	+20.0%	+1	
	Violation of Protective Order	PV	5	↔	-	-	
	Non-Family Abuse Protective Order	AP	2	▼	-50.0%	-2	
	Restricted License for Non-Support	SL	0	▼	-100.0%	-1	
	Total		903	▼	-6.9%	-67	
Juvenile	Custody Visitation	CV	447	▼	-8.4%	-41	
	Misdemeanor	DM	141	▼	-0.7%	-1	
	Status	ST	84	▼	-25.0%	-28	
	Felony	DF	56	▼	-17.6%	-12	
	Motion - Protective Order	MP	22	▲	+633.3%	+19	
	Permanency Planning	PH	22	▲	+10.0%	+2	
	Traffic	T	22	▼	-8.3%	-2	
	Foster Care Review	FC	19	▼	-34.5%	-10	
	Special Immigrant Juvenile Status	SI	18	▲	-	+18	
	Non-Family Abuse Protective Order	AP	17	▲	+70.0%	+7	
	Paternity	PT	17	▲	+88.9%	+8	
	Initial Foster Care	IF	15	▲	+25.0%	+3	
	Other	OT	14	▲	+27.3%	+3	
	Truancy	TR	13	▼	-18.8%	-3	
	Terminate Parental Rights	TP	9	▲	+28.6%	+2	
	Show Cause	SC	7	▲	+133.3%	+4	
	Temporary Detention Order	TD	7	▼	-12.5%	-1	
	Abuse and Neglect	AN	6	▼	-80.6%	-25	
	Civil Violation	CI	5	↔	-	-	
	Emergency Custody Order	EC	3	▼	-57.1%	-4	
	Entrustment	ET	2	▼	-33.3%	-1	
	Family Abuse - Protective Order	FP	2	▲	-	+2	
	Voluntary Continuing Services and Support Agree	VA	2	↔	-	-	
	Child In Need of Services	CS	1	↔	-	-	
	Mental Commitment	MC	1	▲	-	+1	
	Relief of Custody	CR	1	▼	-50.0%	-1	
	Protective Order	PC	0	▼	-100.0%	-2	
	Qualified Residential Treatment	QR	0	▼	-100.0%	-3	
		Total		953	▼	-6.4%	-65
	GRAND TOTAL			1,856	▼	-6.6%	-132

Filings by Major Case Category**

Category	Summary	Change	% Change	Absolute Change
Adult Criminal	390	▲	-12.6%	-56
Child Dependency	76	▼	-30.3%	-33

* Compared to same time period as previous year
 7/10/2024 3:04:11PM

** Case Type Categories are defined in the 2017 Virginia Judicial Workload Assessment
 Source: SCV-SQL-Information

Child in Need of Services/Supervision	14	▼	-22.2%	-4
Custody and Visitation	464	▲	-6.6%	-33
Delinquency	204	▲	-4.7%	-10
Juvenile Miscellaneous	84	▼	-25.0%	-28
New to Workload Study	23	▲	+360.0%	+18
Other	243	▲	-11.3%	-31
Protective Orders	125	▲	+54.3%	+44
Support	211	▼	+1.4%	+3
Traffic	22	▼	-8.3%	-2
GRAND TOTAL	1,856	▼	-6.6%	-132

2024 Overall GRAND TOTAL		Distribution of Caseload			Change*		Percentage (%) of Caseload			
10,487	-2,218 -17.5%	Adult	5,014	48%	-18.5%	▼	-1,141	Adult	48.4%	47.8%
		Juvenile	5,473	52%	-16.4%	▼	-1,077	Juvenile	51.6%	52.2%
		GRAND TOTAL	10,487	100%	-17.5%	▼	-2,218	GRAND TOTAL	100%	100%

Filings by Division & Code

Division	Case Type Description	Code	Summary	Change	% Change	Absolute Change	
Adult	Misdemeanor	CM	1,340	▲	+1.2%	+16	
	Other	OT	947	▼	-48.9%	-908	
	Civil Support	VS	914	▼	-22.0%	-258	
	Felony	CF	556	▲	+26.4%	+116	
	Show Cause	SC	499	▼	-8.1%	-44	
	Family Abuse - Protective Order	FP	474	▲	+6.3%	+28	
	Capias	CA	200	▼	-26.7%	-73	
	Remand Support	RS	28	▼	-30.0%	-12	
	Protective Order	PC	26	▲	+62.5%	+10	
	Non-Family Abuse Protective Order	AP	24	▲	+14.3%	+3	
	Violation of Protective Order	PV	4	▼	-60.0%	-6	
	Violation Family Abuse Protective Order	PS	2	↔	-	-	
	Bond Forfeiture	BF	0	▼	-100.0%	-13	
	Total		5,014	▼	-18.5%	-1,141	
Juvenile	Custody Visitation	CV	2,333	▼	-22.0%	-659	
	Status	ST	773	▼	-25.8%	-269	
	Misdemeanor	DM	667	▼	-12.0%	-91	
	Traffic	T	405	▼	-16.8%	-82	
	Felony	DF	332	▲	+6.4%	+20	
	Special Immigrant Juvenile Status	SI	173	▲	+64.8%	+68	
	Paternity	PT	98	▼	-12.5%	-14	
	Temporary Detention Order	TD	91	▼	-13.3%	-14	
	Abuse and Neglect	AN	89	▲	+7.2%	+6	
	Permanency Planning	PH	77	▲	+51.0%	+26	
	Show Cause	SC	67	▼	-4.3%	-3	
	Capias	CA	55	▼	-9.8%	-6	
	Foster Care Review	FC	50	▼	-27.5%	-19	
	Non-Family Abuse Protective Order	AP	38	▼	-2.6%	-1	
	Initial Foster Care	IF	36	▲	+2.9%	+1	
	Remand Custody	RC	32	▼	-25.6%	-11	
	Remand Visitation	RV	32	▼	-25.6%	-11	
	Civil Violation	CI	31	▲	+63.2%	+12	
	Terminate Parental Rights	TP	28	▲	+33.3%	+7	
	Truancy	TR	23	▼	-48.9%	-22	
	Voluntary Continuing Services and Support Agree	VA	12	▲	+9.1%	+1	
	Emergency Custody Order	EC	9	▼	-57.1%	-12	
	Other	OT	7	▲	+600.0%	+6	
	Child In Need of Services	CS	4	▼	-55.6%	-5	
	Motion - Protective Order	MP	4	▲	+100.0%	+2	
	Family Abuse - Protective Order	FP	3	▼	-57.1%	-4	
	Entrustment	ET	2	▲	-	+2	
	Emancipation	EP	1	▼	-75.0%	-3	
	Protective Order	PC	1	▲	-	+1	
	Child at Risk	RI	0	▼	-100.0%	-1	
	Qualified Residential Treatment	QR	0	▼	-100.0%	-2	
		Total		5,473	▼	-16.4%	-1,077
		GRAND TOTAL		10,487	▼	-17.5%	-2,218

* Compared to same time period as previous year
 7/10/2024 3:04:11PM

** Case Type Categories are defined in the 2017 Virginia Judicial Workload Assessment
 Source: SCV-SQL-Information

Filings by Major Case Category**

Category	Summary	Change	% Change	Absolute Change
Adult Criminal	2,381	▼	+0.5%	+11
Child Dependency	294	▲	+7.7%	+21
Child in Need of Services/Supervision	31	▼	-46.6%	-27
Custody and Visitation	2,437	▼	-21.7%	-674
Delinquency	1,112	▲	-6.6%	-78
Juvenile Miscellaneous	774	▼	-26.0%	-272
New to Workload Study	204	▲	+64.5%	+80
Other	1,146	▲	-45.6%	-962
Protective Orders	543	▲	+5.4%	+28
Support	1,160	▼	-18.5%	-263
Traffic	405	▼	-16.8%	-82
GRAND TOTAL	10,487	▼	-17.5%	-2,218

* Compared to same time period as previous year
 7/10/2024 3:04:11PM

** Case Type Categories are defined in the 2017 Virginia Judicial Workload Assessment
 Source: SCV-SQL-Information

2024 Overall GRAND TOTAL		Distribution of Caseload		Change*		Percentage (%) of Caseload			
1,129 +18 1.6% 		Adult	479	42%	3.7% ▲	+17	Adult	41.6%	42.4%
		Juvenile	650	58%	0.2% ▲	+1	Juvenile	58.4%	57.6%
		GRAND TOTAL	1,129	100%	1.6% ▲	+18	GRAND TOTAL	100%	100%

Filings by Division & Code

Division	Case Type Description	Code	Summary	Change	% Change	Absolute Change	
Adult	Misdemeanor	CM	104	▲	+6.1%	+6	
	Civil Support	VS	103	▼	-10.4%	-12	
	Show Cause	SC	85	▲	+21.4%	+15	
	Other	OT	64	▲	+12.3%	+7	
	Family Abuse - Protective Order	FP	48	▲	+14.3%	+6	
	Felony	CF	26	▼	-29.7%	-11	
	Capias	CA	22	▼	+4.8%	+1	
	Remand Support	RS	12	▲	+1,100.0%	+11	
	Motion - Protective Order	MP	11	▼	-26.7%	-4	
	Violation of Protective Order	PV	3	▲	+200.0%	+2	
	Protective Order	PC	1	▲	-	+1	
	Criminal Support	CS	0	▼	-100.0%	-1	
	Non-Family Abuse Protective Order	AP	0	▼	-100.0%	-4	
	Total		479	▲	3.7%	+17	
Juvenile	Custody Visitation	CV	384	▼	-3.3%	-13	
	Misdemeanor	DM	73	▼	-15.1%	-13	
	Traffic	T	63	▲	+6.8%	+4	
	Abuse and Neglect	AN	24	▲	+242.9%	+17	
	Remand Custody	RC	15	▲	+275.0%	+11	
	Remand Visitation	RV	14	▲	+250.0%	+10	
	Foster Care Review	FC	13	▼	-18.8%	-3	
	Felony	DF	8	▼	-50.0%	-8	
	Child In Need of Services	CS	6	▲	+20.0%	+1	
	Motion - Protective Order	MP	6	▲	+50.0%	+2	
	Terminate Parental Rights	TP	5	▼	-28.6%	-2	
	Child at Risk	RI	4	▲	-	+4	
	Initial Foster Care	IF	4	▼	-20.0%	-1	
	Non-Family Abuse Protective Order	AP	4	▲	+300.0%	+3	
	Permanency Planning	PH	4	▼	-42.9%	-3	
	Status	ST	4	▼	-33.3%	-2	
	Entrustment	ET	3	▲	+50.0%	+1	
	Relief of Custody	CR	3	▲	+200.0%	+2	
	Temporary Detention Order	TD	3	↔	-	-	
	Truancy	TR	3	▼	-57.1%	-4	
	Voluntary Continuing Services and Support Agreem	VA	3	▲	+200.0%	+2	
	Civil Violation	CI	2	▼	-60.0%	-3	
	Paternity	PT	2	▲	+100.0%	+1	
	Emancipation	EP	0	▼	-100.0%	-1	
	Emergency Custody Order	EC	0	▼	-100.0%	-1	
	Juvenile Support	JS	0	▼	-100.0%	-1	
	Mental Commitment	MC	0	▼	-100.0%	-1	
	Qualified Residential Treatment	QR	0	▼	-100.0%	-1	
		Total		650	▲	0.2%	+1
	GRAND TOTAL			1,129	▲	1.6%	+18

Filings by Major Case Category**

Category	Summary	Change	% Change	Absolute Change
Adult Criminal	214	▲	+3.4%	+7
Child Dependency	63	▲	+34.0%	+16

* Compared to same time period as previous year
 7/10/2024 3:04:11PM

** Case Type Categories are defined in the 2017 Virginia Judicial Workload Assessment
 Source: SCV-SQL-Information

Child in Need of Services/Supervision	9	▼	-25.0%	-3
Custody and Visitation	386	▲	-3.0%	-12
Delinquency	81	▼	-20.6%	-21
Juvenile Miscellaneous	4	▼	-42.9%	-3
New to Workload Study	2	▼	-60.0%	-3
Other	108	▲	+52.1%	+37
Protective Orders	69	▲	+4.5%	+3
Support	130	▼	-5.1%	-7
Traffic	63	▲	+6.8%	+4
GRAND TOTAL	1,129	▲	1.6%	+18

2024 Overall GRAND TOTAL		Distribution of Caseload			Change*		Percentage (%) of Caseload		
2,958 	+4	Adult	1,407	48%	-4.2% ▼	-61	Adult	49.7%	47.6%
	0.1%	Juvenile	1,551	52%	4.4% ▲	+65	Juvenile	50.3%	52.4%
GRAND TOTAL		GRAND TOTAL	2,958	100%	0.1% ▲	+4	GRAND TOTAL	100%	100%

Filings by Division & Code

Division	Case Type Description	Code	Summary	Change	% Change	Absolute Change	
Adult	Misdemeanor	CM	337	▼	-11.8%	-45	
	Other	OT	229	↔		-	
	Civil Support	VS	227	▼	-12.0%	-31	
	Show Cause	SC	206	▲		-	
	Family Abuse - Protective Order	FP	128	▼	-12.3%	-18	
	Felony	CF	127	▲	+2.4%	+3	
	Capias	CA	82	▲	+28.1%	+18	
	Violation of Protective Order	PV	34	▲	+466.7%	+28	
	Motion - Protective Order	MP	23	▲	+15.0%	+3	
	Remand Support	RS	12	▼	-55.6%	-15	
	Non-Family Abuse Protective Order	AP	1	▼	-80.0%	-4	
	Restricted License for Non-Support	SL	1	↔		-	
	Total			1,407	▼	-4.2%	-61
Juvenile	Custody Visitation	CV	720	▲	+2.7%	+19	
	Misdemeanor	DM	290	▲	+38.1%	+80	
	Traffic	T	227	▼	-21.7%	-63	
	Felony	DF	104	▲	+16.9%	+15	
	Temporary Detention Order	TD	21	▼	-4.5%	-1	
	Terminate Parental Rights	TP	21	▲	+320.0%	+16	
	Show Cause	SC	15	▲	+114.3%	+8	
	Truancy	TR	15	▲	+200.0%	+10	
	Foster Care Review	FC	14	▲	+16.7%	+2	
	Permanency Planning	PH	14	↔		-	
	Remand Custody	RC	14	▼	-36.4%	-8	
	Remand Visitation	RV	14	▼	-36.4%	-8	
	Status	ST	14	▲	+40.0%	+4	
	Abuse and Neglect	AN	11	▲	+120.0%	+6	
	Initial Foster Care	IF	11	▲	+450.0%	+9	
	Mental Commitment	MC	11	▼	-31.3%	-5	
	Paternity	PT	9	▼	-18.2%	-2	
	Emergency Custody Order	EC	7	▼	-30.0%	-3	
	Motion - Protective Order	MP	6	▲	+50.0%	+2	
	Non-Family Abuse Protective Order	AP	5	▼	-58.3%	-7	
	Child In Need of Services	CS	4	▲	+33.3%	+1	
	Capias	CA	2	▲	+100.0%	+1	
	Civil Violation	CI	1	▼	-66.7%	-2	
	Voluntary Continuing Services and Support Agree	VA	1	▼	-50.0%	-1	
	Family Abuse - Protective Order	FP	0	▼	-100.0%	-1	
	Other	OT	0	▼	-100.0%	-2	
	Qualified Residential Treatment	QR	0	▼	-100.0%	-4	
	Relief of Custody	CR	0	▼	-100.0%	-1	
	Total			1,551	▲	4.4%	+65
	GRAND TOTAL			2,958	▲	0.1%	+4

Filings by Major Case Category**

Category	Summary	Change	% Change	Absolute Change
Adult Criminal	714	▲	-0.6%	-4
Child Dependency	72	▲	+60.0%	+27
Child in Need of Services/Supervision	19	▲	+137.5%	+11

CPSS - JCMS CASELOAD STATISTICS OF THE JUVENILE & DOMESTIC RELATIONS DISTRICT COURTS
 January 2024 thru May 2024 Filings (Compared to January 2023 thru May 2023)

Custody and Visitation	729	▼	+2.4%	+17
Delinquency	411	▲	+33.9%	+104
Juvenile Miscellaneous	14	▲	+40.0%	+4
New to Workload Study	1	▼	-66.7%	-2
Other	308	▼	-12.0%	-42
Protective Orders	163	▼	-13.3%	-25
Support	300	▼	-7.1%	-23
Traffic	227	▼	-21.7%	-63
GRAND TOTAL	2,958	▲	0.1%	+4

2024 Overall GRAND TOTAL		Distribution of Caseload		Change*		Percentage (%) of Caseload			
130	+25 23.8%	Adult	46	35%	-8.0% ▼	-4	Adult	47.6%	35.4%
2024		Juvenile	84	65%	52.7% ▲	+29	Juvenile	52.4%	64.6%
2023		GRAND TOTAL	130	100%	23.8% ▲	+25	GRAND TOTAL	100%	100%

Filings by Division & Code

Division	Case Type Description	Code	Summary	Change	% Change	Absolute Change
Adult	Civil Support	VS	10	▲	+42.9%	+3
	Misdemeanor	CM	9	▼	-47.1%	-8
	Other	OT	8	▼	-33.3%	-4
	Felony	CF	7	↔		-
	Show Cause	SC	5	▲	+66.7%	+2
	Family Abuse - Protective Order	FP	3	▲	+200.0%	+2
	Remand Support	RS	3	▲	+200.0%	+2
	Motion - Protective Order	MP	1	▲	-	+1
	Non-Family Abuse Protective Order	AP	0	▼	-100.0%	-1
	Violation of Protective Order	PV	0	▼	-100.0%	-1
	Total		46	▼	-8.0%	-4
Juvenile	Custody Visitation	CV	47	▲	+17.5%	+7
	Traffic	T	14	▲	+366.7%	+11
	Misdemeanor	DM	10	▲	+42.9%	+3
	Remand Custody	RC	6	▲	+500.0%	+5
	Remand Visitation	RV	6	▲	+500.0%	+5
	Initial Foster Care	IF	1	▲	-	+1
	Felony	DF	0	▼	-100.0%	-1
	Special Immigrant Juvenile Status	SI	0	▼	-100.0%	-2
	Total		84	▲	52.7%	+29
GRAND TOTAL			130	▲	23.8%	+25

Filings by Major Case Category**

Category	Summary	Change	% Change	Absolute Change	
Adult Criminal	18	▼	-33.3%	-9	
Child Dependency	1	▲	-	+1	
Custody and Visitation	47	▲	+17.5%	+7	
Delinquency	10	▼	+25.0%	+2	
New to Workload Study	0	▼	-100.0%	-2	
Other	23	▲	+53.3%	+8	
Protective Orders	4	▲	+100.0%	+2	
Support	13	▲	+62.5%	+5	
Traffic	14	▲	+366.7%	+11	
GRAND TOTAL		130	▲	23.8%	+25

* Compared to same time period as previous year
 7/10/2024 3:04:11PM

** Case Type Categories are defined in the 2017 Virginia Judicial Workload Assessment
 Source: SCV-SQL-Information

2024 Overall GRAND TOTAL		Distribution of Caseload			Change*		Percentage (%) of Caseload		
1,649 -13 -0.8% 	Adult	776	47%	-10.4% ▼	-90	Adult	2023	2024	
	Juvenile	873	53%	9.7% ▲	+77	Juvenile	52.1%	47.1%	
	GRAND TOTAL	1,649	100%	-0.8% ▼	-13	GRAND TOTAL	100%	100%	

Filings by Division & Code

Division	Case Type Description	Code	Summary	Change	% Change	Absolute Change	
Adult	Civil Support	VS	225	▼	-8.2%	-20	
	Misdemeanor	CM	144	▼	-8.3%	-13	
	Show Cause	SC	133	▲	+12.7%	+15	
	Other	OT	114	▼	-3.4%	-4	
	Family Abuse - Protective Order	FP	49	▼	-41.0%	-34	
	Capias	CA	42	▼	-26.3%	-15	
	Felony	CF	38	▼	-47.2%	-34	
	Motion - Protective Order	MP	14	▲	+133.3%	+8	
	Non-Family Abuse Protective Order	AP	4	▲	+300.0%	+3	
	Protective Order	PC	4	▼	-42.9%	-3	
	Restricted License for Non-Support	SL	3	▲	-	+3	
	Violation of Protective Order	PV	3	▲	+200.0%	+2	
	Remand Support	RS	2	▲	+100.0%	+1	
	Bond Forfeiture	BF	1	▲	-	+1	
	Total		776	▼	-10.4%	-90	
Juvenile	Custody Visitation	CV	581	▲	+6.6%	+36	
	Misdemeanor	DM	46	▲	+15.0%	+6	
	Abuse and Neglect	AN	43	▲	+48.3%	+14	
	Status	ST	34	▲	+13.3%	+4	
	Paternity	PT	31	▲	+14.8%	+4	
	Foster Care Review	FC	30	▲	+20.0%	+5	
	Traffic	T	28	▲	+47.4%	+9	
	Permanency Planning	PH	20	▼	-13.0%	-3	
	Initial Foster Care	IF	12	▲	+9.1%	+1	
	Temporary Detention Order	TD	10	▲	+233.3%	+7	
	Felony	DF	8	▼	-27.3%	-3	
	Remand Custody	RC	6	▲	+200.0%	+4	
	Remand Visitation	RV	6	▲	+200.0%	+4	
	Terminate Parental Rights	TP	4	▼	-73.3%	-11	
	Special Immigrant Juvenile Status	SI	3	▲	+50.0%	+1	
	Capias	CA	2	▲	-	+2	
	Relief of Custody	CR	2	▼	-66.7%	-4	
	Child In Need of Services	CS	1	↔	-	-	
	Emancipation	EP	1	▲	-	+1	
	Emergency Custody Order	EC	1	↔	-	-	
	Mental Commitment	MC	1	▲	-	+1	
	Motion - Protective Order	MP	1	▼	-50.0%	-1	
	Non-Family Abuse Protective Order	AP	1	▲	-	+1	
	Other	OT	1	▲	-	+1	
	Qualified Residential Treatment	QR	0	▼	-100.0%	-1	
	Voluntary Continuing Services and Support Agreem	VA	0	▼	-100.0%	-1	
		Total		873	▲	9.7%	+77
		GRAND TOTAL		1,649	▼	-0.8%	-13

Filings by Major Case Category**

Category	Summary	Change	% Change	Absolute Change
Adult Criminal	310	▲	-14.6%	-53
Child Dependency	111	▼	-	0
Child in Need of Services/Supervision	1	↔	-	0

* Compared to same time period as previous year
 7/10/2024 3:04:11PM

** Case Type Categories are defined in the 2017 Virginia Judicial Workload Assessment
 Source: SCV-SQL-Information

CPSS - JCMS CASELOAD STATISTICS OF THE JUVENILE & DOMESTIC RELATIONS DISTRICT COURTS
 January 2024 thru May 2024 Filings (Compared to January 2023 thru May 2023)

Custody and Visitation	612	▲	+7.0%	+40
Delinquency	56	▲	+9.8%	+5
Juvenile Miscellaneous	35	▲	+16.7%	+5
New to Workload Study	3	▲	+50.0%	+1
Other	141	▲	+11.0%	+14
Protective Orders	69	▲	-25.0%	-23
Support	283	▲	-3.7%	-11
Traffic	28	▲	+47.4%	+9
GRAND TOTAL	1,649	▼	-0.8%	-13

2024 Overall GRAND TOTAL		Distribution of Caseload		Change*		Percentage (%) of Caseload			
502 -99 -16.5% 		Adult	239	48%	-27.1% ▼	-89	Adult	54.6%	47.6%
		Juvenile	263	52%	-3.7% ▼	-10	Juvenile	45.4%	52.4%
		GRAND TOTAL	502	100%	-16.5% ▼	-99	GRAND TOTAL	100%	100%

Filings by Division & Code

Division	Case Type Description	Code	Summary	Change	% Change	Absolute Change
Adult	Civil Support	VS	71	▼	-22.0%	-20
	Show Cause	SC	51	▼	-21.5%	-14
	Misdemeanor	CM	49	▼	-23.4%	-15
	Other	OT	32	▼	-22.0%	-9
	Felony	CF	13	▼	-40.9%	-9
	Family Abuse - Protective Order	FP	9	▼	-50.0%	-9
	Capias	CA	8	▼	-60.0%	-12
	Violation of Protective Order	PV	3	↔		-
	Motion - Protective Order	MP	2	↔		-
	Protective Order	PC	1	▲	-	+1
	Non-Family Abuse Protective Order	AP	0	▼	-100.0%	-1
	Restricted License for Non-Support	SL	0	▼	-100.0%	-1
		Total		239	▼	-27.1%
Juvenile	Custody Visitation	CV	160	▼	-8.6%	-15
	Misdemeanor	DM	25	▼	-13.8%	-4
	Felony	DF	15	▲	+25.0%	+3
	Traffic	T	11	▼	-21.4%	-3
	Child at Risk	RI	8	▲	+60.0%	+3
	Paternity	PT	8	▲	+60.0%	+3
	Permanency Planning	PH	7	▲	+75.0%	+3
	Temporary Detention Order	TD	7	▲	+133.3%	+4
	Truancy	TR	6	▼	-14.3%	-1
	Emergency Custody Order	EC	4	▲	+33.3%	+1
	Motion - Protective Order	MP	3	▲	-	+3
	Relief of Custody	CR	2	▼	-33.3%	-1
	Abuse and Neglect	AN	1	▼	-50.0%	-1
	Capias	CA	1	▲	-	+1
	Foster Care Review	FC	1	▼	-66.7%	-2
	Initial Foster Care	IF	1	▼	-50.0%	-1
	Remand Custody	RC	1	↔		-
	Remand Visitation	RV	1	↔		-
	Status	ST	1	▲	-	+1
	Civil Violation	CI	0	▼	-100.0%	-2
	Qualified Residential Treatment	QR	0	▼	-100.0%	-1
Voluntary Continuing Services and Support Agreem	VA	0	▼	-100.0%	-1	
	Total		263	▼	-3.7%	-10
GRAND TOTAL			502	▼	-16.5%	-99

Filings by Major Case Category**

Category	Summary	Change	% Change	Absolute Change
Adult Criminal	102	▲	-28.2%	-40
Child Dependency	20	▼	-4.8%	-1
Child in Need of Services/Supervision	6	▼	-14.3%	-1
Custody and Visitation	168	▲	-6.7%	-12
Delinquency	41	▲	-	0
Juvenile Miscellaneous	1	▲	-	+1
New to Workload Study	0	▼	-100.0%	-2
Other	45	▲	-8.2%	-4

* Compared to same time period as previous year
 7/10/2024 3:04:11PM

** Case Type Categories are defined in the 2017 Virginia Judicial Workload Assessment
 Source: SCV-SQL-Information

Protective Orders	14	▲	-33.3%	-7
Support	94	▼	-24.2%	-30
Traffic	11	▼	-21.4%	-3
GRAND TOTAL	502	▼	-16.5%	-99

2024 Overall GRAND TOTAL		Distribution of Caseload		Change*		Percentage (%) of Caseload		
591	+118 24.9%	Adult	232 39%	29.6% ▲	+53	Adult	37.8%	39.3%
2024		Juvenile	359 61%	22.1% ▲	+65	Juvenile	62.2%	60.7%
2023		GRAND TOTAL	591 100%	24.9% ▲	+118	GRAND TOTAL	100%	100%

Filings by Division & Code

Division	Case Type Description	Code	Summary	Change	% Change	Absolute Change
Adult	Misdemeanor	CM	55	▲	+61.8%	+21
	Civil Support	VS	53	▲	+26.2%	+11
	Show Cause	SC	39	▲	+25.8%	+8
	Felony	CF	35	▲	+75.0%	+15
	Family Abuse - Protective Order	FP	18	▼	-10.0%	-2
	Other	OT	18	▲	+63.6%	+7
	Motion - Protective Order	MP	8	▲	+166.7%	+5
	Capias	CA	3	▼	-76.9%	-10
	Remand Support	RS	2	▼	-33.3%	-1
	Non-Family Abuse Protective Order	AP	1	↔		-
	Restricted License for Non-Support	SL	0	▼	-100.0%	-1
	Total		232	▲	29.6%	+53
Juvenile	Custody Visitation	CV	197	▲	+8.2%	+15
	Abuse and Neglect	AN	48	▲	+84.6%	+22
	Permanency Planning	PH	31	▲	+342.9%	+24
	Foster Care Review	FC	14	▲	+27.3%	+3
	Terminate Parental Rights	TP	12	▲	-	+12
	Initial Foster Care	IF	10	▲	+150.0%	+6
	Paternity	PT	8	▲	+14.3%	+1
	Misdemeanor	DM	7	↔		-
	Remand Custody	RC	7	▼	-36.4%	-4
	Remand Visitation	RV	7	▼	-22.2%	-2
	Traffic	T	6	▼	-33.3%	-3
	Motion - Protective Order	MP	3	▲	-	+3
	Voluntary Continuing Services and Support Agree	VA	2	▲	-	+2
	Capias	CA	1	▲	-	+1
	Child In Need of Services	CS	1	↔		-
	Emergency Custody Order	EC	1	▼	-50.0%	-1
	Felony	DF	1	▼	-92.3%	-12
	Non-Family Abuse Protective Order	AP	1	↔		-
	Show Cause	SC	1	▲	-	+1
	Temporary Detention Order	TD	1	↔		-
	Child at Risk	RI	0	▼	-100.0%	-1
	Relief of Custody	CR	0	▼	-100.0%	-1
	Status	ST	0	▼	-100.0%	-1
	Total		359	▲	22.1%	+65
	GRAND TOTAL		591	▲	24.9%	+118

Filings by Major Case Category**

Category	Summary	Change	% Change	Absolute Change
Adult Criminal	124	▲	+37.8%	+34
Child Dependency	117	▲	+134.0%	+67
Child in Need of Services/Supervision	1	↔		0
Custody and Visitation	205	▲	+8.5%	+16
Delinquency	10	▲	-50.0%	-10
Juvenile Miscellaneous	0	▼	-100.0%	-1
Other	36	▼	-2.7%	-1
Protective Orders	31	▲	+24.0%	+6

* Compared to same time period as previous year
 7/10/2024 3:04:11PM

** Case Type Categories are defined in the 2017 Virginia Judicial Workload Assessment
 Source: SCV-SQL-Information

CPSS - JCMS CASELOAD STATISTICS OF THE JUVENILE & DOMESTIC RELATIONS DISTRICT COURTS
January 2024 thru May 2024 Filings (Compared to January 2023 thru May 2023)

Patrick

District: 21 FIPS: 141

Support	61	▼	+19.6%	+10
Traffic	6	▼	-33.3%	-3
GRAND TOTAL	591	▲	24.9%	+118

2024 Overall GRAND TOTAL		Distribution of Caseload			Change*		Percentage (%) of Caseload		
1,566	-46 -2.9%	Adult	1,007	64%	-11.3% ▼	-128	Adult	70.4%	64.3%
2024		Juvenile	559	36%	17.2% ▲	+82	Juvenile	29.6%	35.7%
2023		GRAND TOTAL	1,566	100%	-2.9% ▼	-46	GRAND TOTAL	100%	100%

Filings by Division & Code

Division	Case Type Description	Code	Summary	Change	% Change	Absolute Change
Adult	Misdemeanor	CM	271	▼	-14.0%	-44
	Other	OT	224	▼	-3.4%	-8
	Capias	CA	140	▼	-9.1%	-14
	Show Cause	SC	133	▼	-27.3%	-50
	Civil Support	VS	130	▼	-3.7%	-5
	Felony	CF	62	▲	+19.2%	+10
	Family Abuse - Protective Order	FP	37	▼	-35.1%	-20
	Non-Family Abuse Protective Order	AP	6	▲	+20.0%	+1
	Motion - Protective Order	MP	2	▲	+100.0%	+1
	Violation of Protective Order	PV	2	▲	+100.0%	+1
	Total		1,007	▼	-11.3%	-128
Juvenile	Custody Visitation	CV	243	▲	+15.2%	+32
	Misdemeanor	DM	92	▲	+7.0%	+6
	Truancy	TR	62	▲	+63.2%	+24
	Felony	DF	48	▲	+23.1%	+9
	Status	ST	24	↔		-
	Permanency Planning	PH	14	↔		-
	Paternity	PT	11	▲	+22.2%	+2
	Traffic	T	11	↔		-
	Non-Family Abuse Protective Order	AP	8	▲	+300.0%	+6
	Child In Need of Services	CS	7	▲	+16.7%	+1
	Foster Care Review	FC	7	▼	-36.4%	-4
	Abuse and Neglect	AN	5	▲	-	+5
	Initial Foster Care	IF	5	▼	-16.7%	-1
	Civil Violation	CI	4	▲	-	+4
	Other	OT	4	▲	-	+4
	Temporary Detention Order	TD	4	▼	-33.3%	-2
	Terminate Parental Rights	TP	4	▼	-20.0%	-1
	Emancipation	EP	1	▲	-	+1
	Emergency Custody Order	EC	1	↔		-
	Entrustment	ET	1	▲	-	+1
	Mental Commitment	MC	1	▼	-85.7%	-6
	Special Immigrant Juvenile Status	SI	1	▲	-	+1
Voluntary Continuing Services and Support Agreen	VA	1	▲	-	+1	
Relief of Custody	CR	0	▼	-100.0%	-1	
	Total		559	▲	17.2%	+82
GRAND TOTAL			1,566	▼	-2.9%	-46

Filings by Major Case Category**

Category	Summary	Change	% Change	Absolute Change
Adult Criminal	585	▲	-14.7%	-101
Child Dependency	37	▲		0
Child in Need of Services/Supervision	69	▲	+56.8%	+25
Custody and Visitation	254	▲	+15.5%	+34
Delinquency	140	▲	+12.0%	+15
Juvenile Miscellaneous	25	▲	+4.2%	+1
New to Workload Study	5	▲	-	+5
Other	234	▲	-4.9%	-12

* Compared to same time period as previous year
 7/10/2024 3:04:11PM

** Case Type Categories are defined in the 2017 Virginia Judicial Workload Assessment
 Source: SCV-SQL-Information

CPSS - JCMS CASELOAD STATISTICS OF THE JUVENILE & DOMESTIC RELATIONS DISTRICT COURTS
 January 2024 thru May 2024 Filings (Compared to January 2023 thru May 2023)

Danville

District: 22 FIPS: 590

Protective Orders	53	▲	-18.5%	-12
Support	153	▲	-0.6%	-1
Traffic	11	↔		0
GRAND TOTAL	1,566	▼	-2.9%	-46

2024 Overall GRAND TOTAL		Distribution of Caseload		Change*		Percentage (%) of Caseload			
1,575	-179 -10.2%	Adult	672	43%	0.7% ▲	+5	Adult	38.0%	42.7%
2024		Juvenile	903	57%	-16.9% ▼	-184	Juvenile	62.0%	57.3%
2023		GRAND TOTAL	1,575	100%	-10.2% ▼	-179	GRAND TOTAL	100%	100%

Filings by Division & Code

Division	Case Type Description	Code	Summary	Change	% Change	Absolute Change
Adult	Misdemeanor	CM	175	▲	+41.1%	+51
	Civil Support	VS	163	▼	-5.8%	-10
	Other	OT	116	▼	-14.1%	-19
	Show Cause	SC	95	▲	+14.5%	+12
	Family Abuse - Protective Order	FP	57	▲	+67.6%	+23
	Non-Family Abuse Protective Order	AP	21	▼	-30.0%	-9
	Felony	CF	19	▼	-32.1%	-9
	Capias	CA	16	▼	-50.0%	-16
	Violation of Protective Order	PV	5	▲	+150.0%	+3
	Motion - Protective Order	MP	3	▼	-75.0%	-9
	Remand Support	RS	2	▼	-84.6%	-11
	Bond Forfeiture	BF	0	▼	-100.0%	-1
	Total		672	▲	0.7%	+5
Juvenile	Custody Visitation	CV	470	▼	-14.7%	-81
	Misdemeanor	DM	140	▲	+6.1%	+8
	Abuse and Neglect	AN	76	▲	+35.7%	+20
	Motion - Protective Order	MP	28	↔		-
	Status	ST	27	▲	-12.9%	-4
	Permanency Planning	PH	23	▲	+91.7%	+11
	Foster Care Review	FC	19	▼	-32.1%	-9
	Felony	DF	17	↔		-
	Remand Visitation	RV	16	▼	-68.0%	-34
	Traffic	T	15	▼	-37.5%	-9
	Remand Custody	RC	14	▼	-75.9%	-44
	Child In Need of Services	CS	13	▼	-53.6%	-15
	Truancy	TR	13	▼	-38.1%	-8
	Initial Foster Care	IF	11	▼	-42.1%	-8
	Relief of Custody	CR	8	▲	+700.0%	+7
	Paternity	PT	5	▼	-61.5%	-8
	Terminate Parental Rights	TP	4	↔		-
	Non-Family Abuse Protective Order	AP	2	▲	-	+2
	Capias	CA	1	▲	-	+1
	Special Immigrant Juvenile Status	SI	1	▲	-	+1
	Emergency Custody Order	EC	0	▼	-100.0%	-1
	Entrustment	ET	0	▼	-100.0%	-4
	Qualified Residential Treatment	QR	0	▼	-100.0%	-5
	Voluntary Continuing Services and Support Agree	VA	0	▼	-100.0%	-4
		Total		903	▼	-16.9%
GRAND TOTAL			1,575	▼	-10.2%	-179

Filings by Major Case Category**

Category	Summary	Change	% Change	Absolute Change
Adult Criminal	251	▼	+2.9%	+7
Child Dependency	141	▲	+6.0%	+8
Child in Need of Services/Supervision	26	▼	-46.9%	-23
Custody and Visitation	475	▼	-15.8%	-89
Delinquency	158	▲	+6.0%	+9
Juvenile Miscellaneous	27	▲	-12.9%	-4

* Compared to same time period as previous year
 7/10/2024 3:04:11PM

** Case Type Categories are defined in the 2017 Virginia Judicial Workload Assessment
 Source: SCV-SQL-Information

New to Workload Study	1	▲	-	+1
Other	148	▼	-42.4%	-109
Protective Orders	111	▲	+6.7%	+7
Support	222	▲	+11.6%	+23
Traffic	15	▼	-37.5%	-9
GRAND TOTAL	1,575	▼	-10.2%	-179

2024 Overall GRAND TOTAL		Distribution of Caseload		Change*		Percentage (%) of Caseload			
1,591 +57 3.7% 		Adult	761	48%	19.3% ▲	+123	Adult	41.6%	47.8%
		Juvenile	830	52%	-7.4% ▼	-66	Juvenile	58.4%	52.2%
		GRAND TOTAL	1,591	100%	3.7% ▲	+57	GRAND TOTAL	100%	100%

Filings by Division & Code

Division	Case Type Description	Code	Summary	Change	% Change	Absolute Change
Adult	Civil Support	VS	225	▲	+42.4%	+67
	Misdemeanor	CM	173	▼	-8.5%	-16
	Show Cause	SC	128	▲	+66.2%	+51
	Other	OT	121	▲	+2.5%	+3
	Family Abuse - Protective Order	FP	53	▼	-7.0%	-4
	Capias	CA	26	▲	+73.3%	+11
	Felony	CF	16	▲	+14.3%	+2
	Motion - Protective Order	MP	8	▲	+14.3%	+1
	Non-Family Abuse Protective Order	AP	4	▲	+100.0%	+2
	Violation of Protective Order	PV	4	▲	-	+4
	Violation Family Abuse Protective Order	PS	2	▲	-	+2
	Remand Support	RS	1	↔	-	-
	Total		761	▲	19.3%	+123
Juvenile	Custody Visitation	CV	579	▼	-6.3%	-39
	Misdemeanor	DM	44	▼	-10.2%	-5
	Abuse and Neglect	AN	30	▲	+36.4%	+8
	Traffic	T	19	▼	-44.1%	-15
	Child at Risk	RI	18	▲	+20.0%	+3
	Child In Need of Services	CS	17	▼	-34.6%	-9
	Paternity	PT	17	▲	+112.5%	+9
	Foster Care Review	FC	16	▲	+23.1%	+3
	Initial Foster Care	IF	16	▲	+33.3%	+4
	Permanency Planning	PH	15	▼	-42.3%	-11
	Voluntary Continuing Services and Support Agreem	VA	12	▲	+71.4%	+5
	Felony	DF	8	▼	-38.5%	-5
	Status	ST	8	↔	-	-
	Truancy	TR	8	▼	-11.1%	-1
	Terminate Parental Rights	TP	6	↔	-	-
	Temporary Detention Order	TD	5	▲	+25.0%	+1
	Non-Family Abuse Protective Order	AP	4	▲	+100.0%	+2
	Relief of Custody	CR	3	▲	+50.0%	+1
	Motion - Protective Order	MP	2	▼	-60.0%	-3
	Civil Violation	CI	1	▼	-66.7%	-2
	Emancipation	EP	1	▲	-	+1
	Emergency Custody Order	EC	1	↔	-	-
	Family Abuse - Protective Order	FP	0	▼	-100.0%	-2
	Qualified Residential Treatment	QR	0	▼	-100.0%	-4
	Remand Custody	RC	0	▼	-100.0%	-2
	Remand Visitation	RV	0	▼	-100.0%	-2
	Show Cause	SC	0	▼	-100.0%	-3
		Total		830	▼	-7.4%
GRAND TOTAL			1,591	▲	3.7%	+57

Filings by Major Case Category**

Category	Summary	Change	% Change	Absolute Change
Adult Criminal	334	▲	+16.8%	+48
Child Dependency	116	▲	+8.4%	+9
Child in Need of Services/Supervision	25	▼	-28.6%	-10
Custody and Visitation	596	▲	-4.8%	-30

* Compared to same time period as previous year
 7/10/2024 3:04:11PM

** Case Type Categories are defined in the 2017 Virginia Judicial Workload Assessment
 Source: SCV-SQL-Information

Delinquency	52	▼	-20.0%	-13
Juvenile Miscellaneous	9	▲	+12.5%	+1
New to Workload Study	1	▼	-66.7%	-2
Other	128	▲		0
Protective Orders	71	▲	-5.3%	-4
Support	240	▲	+43.7%	+73
Traffic	19	▼	-44.1%	-15
GRAND TOTAL	1,591	▲	3.7%	+57

2024 Overall GRAND TOTAL		Distribution of Caseload			Change*		Percentage (%) of Caseload		
3,991	-88 -2.2%	Adult	1,763	44%	-8.1% ▼	-155	Adult	47.0%	44.2%
2024		Juvenile	2,228	56%	3.1% ▲	+67	Juvenile	53.0%	55.8%
2023		GRAND TOTAL	3,991	100%	-2.2% ▼	-88	GRAND TOTAL	100%	100%

Filings by Division & Code

Division	Case Type Description	Code	Summary	Change	% Change	Absolute Change
Adult	Misdemeanor	CM	456	▼	-14.1%	-75
	Civil Support	VS	390	▼	-3.7%	-15
	Other	OT	362	▼	-4.5%	-17
	Show Cause	SC	230	▼	-5.3%	-13
	Family Abuse - Protective Order	FP	179	▼	-18.6%	-41
	Felony	CF	73	▲	+30.4%	+17
	Motion - Protective Order	MP	23	▲	+91.7%	+11
	Capias	CA	13	▼	-48.0%	-12
	Non-Family Abuse Protective Order	AP	12	▼	-60.0%	-18
	Violation of Protective Order	PV	12	▼	-14.3%	-2
	Remand Support	RS	10	▲	+233.3%	+7
	Restricted License for Non-Support	SL	2	▲	-	+2
	Violation Family Abuse Protective Order	PS	1	▲	-	+1
	Total		1,763	▼	-8.1%	-155
Juvenile	Custody Visitation	CV	1,165	▼	-8.6%	-110
	Misdemeanor	DM	177	▲	+14.9%	+23
	Abuse and Neglect	AN	121	▲	+9.0%	+10
	Permanency Planning	PH	95	▼	-1.0%	-1
	Truancy	TR	77	▲	+37.5%	+21
	Foster Care Review	FC	70	▼	-10.3%	-8
	Traffic	T	68	▲	+28.3%	+15
	Temporary Detention Order	TD	59	▲	+59.5%	+22
	Initial Foster Care	IF	53	▲	+55.9%	+19
	Terminate Parental Rights	TP	50	▲	+35.1%	+13
	Mental Commitment	MC	35	▲	+45.8%	+11
	Motion - Protective Order	MP	35	▼	-7.9%	-3
	Special Immigrant Juvenile Status	SI	34	▲	+3,300.0%	+33
	Status	ST	32	▲	+357.1%	+25
	Felony	DF	29	▼	-46.3%	-25
	Relief of Custody	CR	21	▲	+320.0%	+16
	Paternity	PT	19	▲	+26.7%	+4
	Remand Custody	RC	18	▲	+100.0%	+9
	Remand Visitation	RV	16	▲	+128.6%	+9
	Emergency Custody Order	EC	13	▲	+116.7%	+7
	Non-Family Abuse Protective Order	AP	13	▼	-45.8%	-11
	Child In Need of Services	CS	11	▲	+22.2%	+2
	Entrustment	ET	4	↔	-	-
	Capias	CA	3	▼	-40.0%	-2
	Family Abuse - Protective Order	FP	3	▲	+200.0%	+2
	Voluntary Continuing Services and Support Agreen	VA	3	▼	-50.0%	-3
	Civil Violation	CI	1	▲	-	+1
	Other	OT	1	▲	-	+1
	Restoration of Parental Rights	RR	1	▲	-	+1
	Restricted Operators License	RL	1	▲	-	+1
	Child at Risk	RI	0	▼	-100.0%	-2
	Emancipation	EP	0	▼	-100.0%	-3
	Juvenile Support	JS	0	▼	-100.0%	-1
	Qualified Residential Treatment	QR	0	▼	-100.0%	-9
		Total		2,228	▲	3.1%
	GRAND TOTAL		3,991	▼	-2.2%	-88

* Compared to same time period as previous year
 7/10/2024 3:04:11PM

** Case Type Categories are defined in the 2017 Virginia Judicial Workload Assessment
 Source: SCV-SQL-Information

Filings by Major Case Category**

Category	Summary	Change	% Change	Absolute Change
Adult Criminal	677	▲	-6.9%	-50
Child Dependency	417	▲	+9.2%	+35
Child in Need of Services/Supervision	88	▲	+35.4%	+23
Custody and Visitation	1,184	▲	-8.2%	-106
Delinquency	209	▼	-1.9%	-4
Juvenile Miscellaneous	33	▲	+230.0%	+23
New to Workload Study	35	▲	+3,400.0%	+34
Other	514	▲	+10.5%	+49
Protective Orders	265	▲	-18.5%	-60
Support	500	▲	-8.8%	-48
Traffic	69	▲	+30.2%	+16
GRAND TOTAL	3,991	▼	-2.2%	-88

* Compared to same time period as previous year
 7/10/2024 3:04:11PM

** Case Type Categories are defined in the 2017 Virginia Judicial Workload Assessment
 Source: SCV-SQL-Information

2024 Overall GRAND TOTAL		Distribution of Caseload			Change*		Percentage (%) of Caseload		
2,006	-10 -0.5%	Adult	780	39%	-10.9% ▼	-95	Adult	43.4%	38.9%
2024		Juvenile	1,226	61%	7.4% ▲	+85	Juvenile	56.6%	61.1%
2023		GRAND TOTAL	2,006	100%	-0.5% ▼	-10	GRAND TOTAL	100%	100%

Filings by Division & Code

Division	Case Type Description	Code	Summary	Change	% Change	Absolute Change
Adult	Civil Support	VS	201	▲	+17.5%	+30
	Misdemeanor	CM	168	▼	-34.9%	-90
	Show Cause	SC	127	▲	+38.0%	+35
	Other	OT	120	▼	-27.7%	-46
	Family Abuse - Protective Order	FP	81	▲	+12.5%	+9
	Felony	CF	30	▼	-47.4%	-27
	Remand Support	RS	14	▼	-50.0%	-14
	Non-Family Abuse Protective Order	AP	13	▼	-13.3%	-2
	Capias	CA	12	▲	+20.0%	+2
	Motion - Protective Order	MP	12	▲	+140.0%	+7
	Restricted License for Non-Support	SL	1	▲	-	+1
	Violation of Protective Order	PV	1	↔	-	-
		Total		780	▼	-10.9%
Juvenile	Custody Visitation	CV	634	▲	+24.3%	+124
	Misdemeanor	DM	128	▼	-9.2%	-13
	Status	ST	70	▲	-4.1%	-3
	Traffic	T	66	▼	-15.4%	-12
	Abuse and Neglect	AN	65	▼	-18.8%	-15
	Permanency Planning	PH	48	▼	-2.0%	-1
	Felony	DF	34	▲	+47.8%	+11
	Truancy	TR	28	▲	+40.0%	+8
	Initial Foster Care	IF	22	▲	+100.0%	+11
	Foster Care Review	FC	21	▼	-12.5%	-3
	Terminate Parental Rights	TP	20	▲	+122.2%	+11
	Voluntary Continuing Services and Support Agree	VA	17	▲	+41.7%	+5
	Motion - Protective Order	MP	14	▼	-30.0%	-6
	Non-Family Abuse Protective Order	AP	12	▲	+140.0%	+7
	Remand Custody	RC	11	▼	-75.6%	-34
	Paternity	PT	10	▲	+42.9%	+3
	Child In Need of Services	CS	9	▲	+800.0%	+8
	Relief of Custody	CR	5	▼	-44.4%	-4
	Temporary Detention Order	TD	5	▼	-28.6%	-2
	Civil Violation	CI	3	↔	-	-
	Entrustment	ET	2	↔	-	-
	Capias	CA	1	▼	-75.0%	-3
	Special Immigrant Juvenile Status	SI	1	▲	-	+1
	Emancipation	EP	0	▼	-100.0%	-1
	Emergency Custody Order	EC	0	▼	-100.0%	-2
	Qualified Residential Treatment	QR	0	▼	-100.0%	-3
	Remand Visitation	RV	0	▼	-100.0%	-2
		Total		1,226	▲	7.4%
	GRAND TOTAL		2,006	▼	-0.5%	-10

Filings by Major Case Category**

Category	Summary	Change	% Change	Absolute Change
Adult Criminal	283	▼	-26.5%	-102
Child Dependency	200	▲	+0.5%	+1
Child in Need of Services/Supervision	37	▲	+76.2%	+16
Custody and Visitation	644	▲	+24.6%	+127

* Compared to same time period as previous year
 7/10/2024 3:04:11PM

** Case Type Categories are defined in the 2017 Virginia Judicial Workload Assessment
 Source: SCV-SQL-Information

Delinquency	163	▼	-3.0%	-5
Juvenile Miscellaneous	70	▲	-5.4%	-4
New to Workload Study	4	▲	+33.3%	+1
Other	150	▼	-40.0%	-100
Protective Orders	132	▲	+12.8%	+15
Support	257	▲	+26.0%	+53
Traffic	66	▼	-15.4%	-12
GRAND TOTAL	2,006	▼	-0.5%	-10

2024 Overall GRAND TOTAL		Distribution of Caseload		Change*		Percentage (%) of Caseload			
722	-10 -1.4%	Adult	303 42%	-1.3%	▼	-4	Adult	41.9%	42.0%
2024		Juvenile	419 58%	-1.4%	▼	-6	Juvenile	58.1%	58.0%
2023		GRAND TOTAL	722 100%	-1.4%	▼	-10	GRAND TOTAL	100%	100%

Filings by Division & Code

Division	Case Type Description	Code	Summary	Change	% Change	Absolute Change
Adult	Misdemeanor	CM	75	▲	+1.4%	+1
	Civil Support	VS	67	▼	-2.9%	-2
	Other	OT	54	▲	+14.9%	+7
	Show Cause	SC	36	▼	-14.3%	-6
	Family Abuse - Protective Order	FP	25	▲	+25.0%	+5
	Felony	CF	20	▼	-35.5%	-11
	Capias	CA	18	▼	+38.5%	+5
	Remand Support	RS	4	▼	-33.3%	-2
	Motion - Protective Order	MP	3	▼	-25.0%	-1
	Violation of Protective Order	PV	1	↔		-
	Total		303	▼	-1.3%	-4
Juvenile	Custody Visitation	CV	177	▲	+4.7%	+8
	Misdemeanor	DM	59	↔		-
	Traffic	T	38	▼	-24.0%	-12
	Abuse and Neglect	AN	24	▲	+33.3%	+6
	Felony	DF	19	▲	+137.5%	+11
	Status	ST	19	▼	-13.6%	-3
	Mental Commitment	MC	16	▼	-40.7%	-11
	Foster Care Review	FC	15	▲	+114.3%	+8
	Initial Foster Care	IF	9	▲	+350.0%	+7
	Motion - Protective Order	MP	7	↔		-
	Permanency Planning	PH	7	▼	-53.3%	-8
	Remand Custody	RC	6	▼	-14.3%	-1
	Remand Visitation	RV	6	▼	-14.3%	-1
	Temporary Detention Order	TD	6	▲	+20.0%	+1
	Voluntary Continuing Services and Support Agree	VA	6	▼	-33.3%	-3
	Relief of Custody	CR	2	▲	-	+2
	Child In Need of Services	CS	1	▲	-	+1
	Emergency Custody Order	EC	1	▼	-50.0%	-1
	Paternity	PT	1	▲	-	+1
	Entrustment	ET	0	▼	-100.0%	-5
Non-Family Abuse Protective Order	AP	0	▼	-100.0%	-2	
Qualified Residential Treatment	QR	0	▼	-100.0%	-2	
Terminate Parental Rights	TP	0	▼	-100.0%	-2	
	Total		419	▼	-1.4%	-6
GRAND TOTAL			722	▼	-1.4%	-10

Filings by Major Case Category**

Category	Summary	Change	% Change	Absolute Change
Adult Criminal	141	▲	-4.7%	-7
Child Dependency	63	▲	+5.0%	+3
Child in Need of Services/Supervision	1	▲	-	+1
Custody and Visitation	178	▲	+5.3%	+9
Delinquency	78	▲	+16.4%	+11
Juvenile Miscellaneous	19	▼	-13.6%	-3
Other	93	▼	-7.9%	-8
Protective Orders	35	▼	+6.1%	+2
Support	76	▼	-7.3%	-6

* Compared to same time period as previous year
 7/10/2024 3:04:11PM

** Case Type Categories are defined in the 2017 Virginia Judicial Workload Assessment
 Source: SCV-SQL-Information

CPSS - JCMS CASELOAD STATISTICS OF THE JUVENILE & DOMESTIC RELATIONS DISTRICT COURTS
January 2024 thru May 2024 Filings (Compared to January 2023 thru May 2023)

Salem

District: 23 FIPS: 775

Traffic	38	▼	-24.0%	-12
GRAND TOTAL	722	▼	-1.4%	-10

2024 Overall GRAND TOTAL		Distribution of Caseload		Change*		Percentage (%) of Caseload			
989 	+35	Adult	503	51%	1.8% ▲	+9	Adult	51.8%	50.9%
	3.7%	Juvenile	486	49%	5.7% ▲	+26	Juvenile	48.2%	49.1%
GRAND TOTAL		GRAND TOTAL	989	100%	3.7% ▲	+35	GRAND TOTAL	100%	100%

Filings by Division & Code

Division	Case Type Description	Code	Summary	Change	% Change	Absolute Change
Adult	Misdemeanor	CM	98	▼	-8.4%	-9
	Civil Support	VS	93	▼	-5.1%	-5
	Show Cause	SC	87	▲	-4.4%	-4
	Other	OT	81	▼	-3.6%	-3
	Felony	CF	66	▲	+247.4%	+47
	Family Abuse - Protective Order	FP	46	▼	-9.8%	-5
	Motion - Protective Order	MP	12	▼	-29.4%	-5
	Capias	CA	9	▼	-35.7%	-5
	Violation of Protective Order	PV	5	▼	-44.4%	-4
	Non-Family Abuse Protective Order	AP	3	▼	-25.0%	-1
	Remand Support	RS	3	▲	-	+3
Total			503	▲	1.8%	+9
Juvenile	Custody Visitation	CV	303	▲	+11.0%	+30
	Misdemeanor	DM	37	▲	+37.0%	+10
	Traffic	T	36	▲	+9.1%	+3
	Truancy	TR	25	▲	+56.3%	+9
	Abuse and Neglect	AN	15	▼	-57.1%	-20
	Paternity	PT	9	▼	-30.8%	-4
	Temporary Detention Order	TD	9	▲	+50.0%	+3
	Foster Care Review	FC	8	▼	-11.1%	-1
	Child In Need of Services	CS	7	▲	+75.0%	+3
	Permanency Planning	PH	6	↔	-	-
	Entrustment	ET	5	▲	-	+5
	Felony	DF	4	▼	-69.2%	-9
	Initial Foster Care	IF	4	▲	+300.0%	+3
	Non-Family Abuse Protective Order	AP	4	↔	-	-
	Motion - Protective Order	MP	3	▲	+50.0%	+1
	Remand Custody	RC	3	▼	-50.0%	-3
	Remand Visitation	RV	3	▲	-	+3
	Status	ST	3	▲	-57.1%	-4
	Special Immigrant Juvenile Status	SI	1	▲	-	+1
	Voluntary Continuing Services and Support Agree	VA	1	▲	-	+1
	Child at Risk	RI	0	▼	-100.0%	-2
	Emancipation	EP	0	▼	-100.0%	-1
	Emergency Custody Order	EC	0	▼	-100.0%	-2
Total			486	▲	5.7%	+26
GRAND TOTAL			989	▲	3.7%	+35

Filings by Major Case Category**

Category	Summary	Change	% Change	Absolute Change
Adult Criminal	234	▲	+4.5%	+10
Child Dependency	39	▲	-26.4%	-14
Child in Need of Services/Supervision	32	▲	+60.0%	+12
Custody and Visitation	312	▼	+9.1%	+26
Delinquency	41	▼	+2.5%	+1
Juvenile Miscellaneous	3	▲	-62.5%	-5
New to Workload Study	1	▲	-	+1
Other	99	▲	+1.0%	+1

* Compared to same time period as previous year
 7/10/2024 3:04:11PM

** Case Type Categories are defined in the 2017 Virginia Judicial Workload Assessment
 Source: SCV-SQL-Information

CPSS - JCMS CASELOAD STATISTICS OF THE JUVENILE & DOMESTIC RELATIONS DISTRICT COURTS
 January 2024 thru May 2024 Filings (Compared to January 2023 thru May 2023)

Protective Orders	68	▼	-12.8%	-10
Support	124	▲	+8.8%	+10
Traffic	36	▲	+9.1%	+3
GRAND TOTAL	989	▲	3.7%	+35

2024 Overall GRAND TOTAL		Distribution of Caseload		Change*		Percentage (%) of Caseload			
1,928	-209 -9.8%	Adult	825	43%	-8.7%	-79	Adult	42.3%	42.8%
2024		Juvenile	1,103	57%	-10.5%	-130	Juvenile	57.7%	57.2%
2023		GRAND TOTAL	1,928	100%	-9.8%	-209	GRAND TOTAL	100%	100%

Filings by Division & Code

Division	Case Type Description	Code	Summary	Change	% Change	Absolute Change	
Adult	Civil Support	VS	212	▼	-9.4%	-22	
	Misdemeanor	CM	166	▲	+7.1%	+11	
	Show Cause	SC	140	▲	+9.4%	+12	
	Other	OT	93	▼	-5.1%	-5	
	Family Abuse - Protective Order	FP	70	▼	-12.5%	-10	
	Felony	CF	37	▼	-68.4%	-80	
	Capias	CA	35	▼	-14.6%	-6	
	Motion - Protective Order	MP	33	▲	+106.3%	+17	
	Remand Support	RS	23	↔		-	
	Violation of Protective Order	PV	12	▲	+71.4%	+5	
	Non-Family Abuse Protective Order	AP	2	▼	-33.3%	-1	
	Restricted License for Non-Support	SL	1	▼	-50.0%	-1	
	Violation Family Abuse Protective Order	PS	1	▲	-	+1	
	Total			825	▼	-8.7%	-79
Juvenile	Custody Visitation	CV	609	▼	-11.0%	-75	
	Truancy	TR	84	▲	+52.7%	+29	
	Remand Custody	RC	39	▼	-20.4%	-10	
	Status	ST	39	▲	+39.3%	+11	
	Foster Care Review	FC	37	▼	-15.9%	-7	
	Remand Visitation	RV	37	▼	-22.9%	-11	
	Misdemeanor	DM	34	▼	-53.4%	-39	
	Abuse and Neglect	AN	30	▼	-61.5%	-48	
	Permanency Planning	PH	28	▲	+64.7%	+11	
	Traffic	T	28	▲	+33.3%	+7	
	Motion - Protective Order	MP	20	▼	-16.7%	-4	
	Non-Family Abuse Protective Order	AP	15	▲	+275.0%	+11	
	Paternity	PT	15	↔		-	
	Terminate Parental Rights	TP	14	▲	+250.0%	+10	
	Entrustment	ET	12	▲	+500.0%	+10	
	Felony	DF	12	▼	-55.6%	-15	
	Voluntary Continuing Services and Support Agree	VA	11	↔		-	
	Child In Need of Services	CS	10	▼	-33.3%	-5	
	Temporary Detention Order	TD	8	▲	+100.0%	+4	
	Initial Foster Care	IF	7	▼	-53.3%	-8	
	Relief of Custody	CR	7	▲	+250.0%	+5	
	Emancipation	EP	2	▲	-	+2	
	Other	OT	2	▼	-33.3%	-1	
	Emergency Custody Order	EC	1	▼	-50.0%	-1	
	Juvenile Support	JS	1	↔		-	
	Show Cause	SC	1	▲	-66.7%	-2	
	Civil Violation	CI	0	▼	-100.0%	-2	
	Family Abuse - Protective Order	FP	0	▼	-100.0%	-1	
	Qualified Residential Treatment	QR	0	▼	-100.0%	-1	
	Total			1,103	▼	-10.5%	-130
	GRAND TOTAL			1,928	▼	-9.8%	-209

* Compared to same time period as previous year
 7/10/2024 3:04:11PM

** Case Type Categories are defined in the 2017 Virginia Judicial Workload Assessment
 Source: SCV-SQL-Information

Filings by Major Case Category**

Category	Summary	Change	% Change	Absolute Change
Adult Criminal	338	▲	-18.2%	-75
Child Dependency	146	▲	-16.1%	-28
Child in Need of Services/Supervision	94	▼	+28.8%	+21
Custody and Visitation	624	▼	-10.7%	-75
Delinquency	47	▲	-53.0%	-53
Juvenile Miscellaneous	41	▲	+46.4%	+13
New to Workload Study	0	▼	-100.0%	-2
Other	203	▼	-10.6%	-24
Protective Orders	140	▲	+9.4%	+12
Support	267	▼	-1.8%	-5
Traffic	28	▲	+33.3%	+7
GRAND TOTAL	1,928	▼	-9.8%	-209

* Compared to same time period as previous year
 7/10/2024 3:04:11PM

** Case Type Categories are defined in the 2017 Virginia Judicial Workload Assessment
 Source: SCV-SQL-Information

2024 Overall GRAND TOTAL		Distribution of Caseload		Change*		Percentage (%) of Caseload			
1,366	-21 -1.5%	Adult	624	46%	-13.3% ▼	-96	Adult	51.9%	45.7%
		Juvenile	742	54%	11.2% ▲	+75	Juvenile	48.1%	54.3%
		GRAND TOTAL	1,366	100%	-1.5% ▼	-21	GRAND TOTAL	100%	100%

Filings by Division & Code

Division	Case Type Description	Code	Summary	Change	% Change	Absolute Change
Adult	Civil Support	VS	193	▼	-1.0%	-2
	Show Cause	SC	118	▲	+14.6%	+15
	Misdemeanor	CM	96	▼	-36.4%	-55
	Other	OT	95	▼	-17.4%	-20
	Family Abuse - Protective Order	FP	51	▼	-17.7%	-11
	Felony	CF	32	▼	-30.4%	-14
	Capias	CA	28	▼	-9.7%	-3
	Motion - Protective Order	MP	9	↔		-
	Non-Family Abuse Protective Order	AP	2	▼	-66.7%	-4
	Restricted License for Non-Support	SL	0	▼	-100.0%	-2
	Total		624	▼	-13.3%	-96
Juvenile	Custody Visitation	CV	476	▲	+11.5%	+49
	Misdemeanor	DM	63	▲	+6.8%	+4
	Traffic	T	33	▲	+26.9%	+7
	Abuse and Neglect	AN	25	▲	+13.6%	+3
	Truancy	TR	22	▲	+15.8%	+3
	Status	ST	19	▼	-45.7%	-16
	Foster Care Review	FC	18	▲	+157.1%	+11
	Initial Foster Care	IF	18	▲	+1,700.0%	+17
	Permanency Planning	PH	15	▲	+50.0%	+5
	Felony	DF	10	▲	+42.9%	+3
	Child In Need of Services	CS	9	↔		-
	Motion - Protective Order	MP	9	▼	-10.0%	-1
	Paternity	PT	9	▼	-50.0%	-9
	Non-Family Abuse Protective Order	AP	6	▲	+100.0%	+3
	Temporary Detention Order	TD	6	▼	-40.0%	-4
	Emergency Custody Order	EC	1	▼	-50.0%	-1
	Other	OT	1	▲	-	+1
	Special Immigrant Juvenile Status	SI	1	▲	-	+1
	Voluntary Continuing Services and Support Agreen	VA	1	▲	-	+1
	Qualified Residential Treatment	QR	0	▼	-100.0%	-1
Terminate Parental Rights	TP	0	▼	-100.0%	-1	
	Total		742	▲	11.2%	+75
GRAND TOTAL			1,366	▼	-1.5%	-21

Filings by Major Case Category**

Category	Summary	Change	% Change	Absolute Change
Adult Criminal	237	▼	-18.0%	-52
Child Dependency	77	▲	+83.3%	+35
Child in Need of Services/Supervision	31	▲	+10.7%	+3
Custody and Visitation	485	▼	+9.0%	+40
Delinquency	73	▲	+10.6%	+7
Juvenile Miscellaneous	19	▼	-45.7%	-16
New to Workload Study	1	▲	-	+1
Other	103	▲	-18.9%	-24
Protective Orders	77	▲	-14.4%	-13
Support	230	▼	-3.8%	-9

* Compared to same time period as previous year
 7/10/2024 3:04:11PM

** Case Type Categories are defined in the 2017 Virginia Judicial Workload Assessment
 Source: SCV-SQL-Information

Traffic		33	▲	+26.9%	+7
	GRAND TOTAL	1,366	▼	-1.5%	-21

2024 Overall GRAND TOTAL		Distribution of Caseload		Change*		Percentage (%) of Caseload			
2,931	+159 5.7%	Adult	1,520	52%	14.3% ▲	+190	Adult	48.0%	51.9%
2024		Juvenile	1,411	48%	-2.1% ▼	-31	Juvenile	52.0%	48.1%
2023		GRAND TOTAL	2,931	100%	5.7% ▲	+159	GRAND TOTAL	100%	100%

Filings by Division & Code

Division	Case Type Description	Code	Summary	Change	% Change	Absolute Change	
Adult	Misdemeanor	CM	414	▲	+24.0%	+80	
	Other	OT	272	▼	+7.1%	+18	
	Show Cause	SC	258	▲	+24.6%	+51	
	Civil Support	VS	240	▲	+15.4%	+32	
	Felony	CF	128	▲	+16.4%	+18	
	Family Abuse - Protective Order	FP	104	▼	-2.8%	-3	
	Capias	CA	64	▲	-22.9%	-19	
	Motion - Protective Order	MP	30	▲	+76.5%	+13	
	Non-Family Abuse Protective Order	AP	4	▼	-50.0%	-4	
	Remand Support	RS	3	▲	+200.0%	+2	
	Restricted License for Non-Support	SL	3	▲	-	+3	
	Violation of Protective Order	PV	0	▼	-100.0%	-1	
		Total		1,520	▲	14.3%	+190
Juvenile	Custody Visitation	CV	589	▼	-7.5%	-48	
	Misdemeanor	DM	193	▲	+49.6%	+64	
	Foster Care Review	FC	77	▼	-13.5%	-12	
	Terminate Parental Rights	TP	74	▲	+7.2%	+5	
	Abuse and Neglect	AN	61	▼	-17.6%	-13	
	Permanency Planning	PH	51	▼	-21.5%	-14	
	Truancy	TR	43	▼	-14.0%	-7	
	Initial Foster Care	IF	40	▲	+73.9%	+17	
	Traffic	T	39	▲	+30.0%	+9	
	Entrustment	ET	37	▲	+640.0%	+32	
	Mental Commitment	MC	31	↔	-	-	
	Paternity	PT	26	↔	-	-	
	Emergency Custody Order	EC	25	▼	-16.7%	-5	
	Felony	DF	22	▼	-71.8%	-56	
	Child at Risk	RI	20	▲	+150.0%	+12	
	Child In Need of Services	CS	19	▲	+18.8%	+3	
	Temporary Detention Order	TD	18	▼	-33.3%	-9	
	Voluntary Continuing Services and Support Agree	VA	10	▲	+100.0%	+5	
	Motion - Protective Order	MP	8	▲	+300.0%	+6	
	Non-Family Abuse Protective Order	AP	6	▼	-40.0%	-4	
	Special Immigrant Juvenile Status	SI	5	▼	-37.5%	-3	
	Status	ST	5	↔	-	-	
	Other	OT	4	▼	-66.7%	-8	
	Remand Custody	RC	4	▼	-33.3%	-2	
	Remand Visitation	RV	3	▲	-	+3	
	Protective Order	PC	1	▲	-	+1	
	Civil Violation	CI	0	▼	-100.0%	-3	
	Qualified Residential Treatment	QR	0	▼	-100.0%	-4	
		Total		1,411	▼	-2.1%	-31
	GRAND TOTAL			2,931	▲	5.7%	+159

Filings by Major Case Category**

Category	Summary	Change	% Change	Absolute Change
Adult Criminal	789	▼	+17.6%	+118
Child Dependency	370	▲	+8.2%	+28
Child in Need of Services/Supervision	62	▲	-6.1%	-4

* Compared to same time period as previous year

** Case Type Categories are defined in the 2017 Virginia Judicial Workload Assessment

CPSS - JCMS CASELOAD STATISTICS OF THE JUVENILE & DOMESTIC RELATIONS DISTRICT COURTS
 January 2024 thru May 2024 Filings (Compared to January 2023 thru May 2023)

Custody and Visitation	615	▼	-7.2%	-48
Delinquency	216	▲	+4.3%	+9
Juvenile Miscellaneous	5	↔		0
New to Workload Study	5	▼	-54.5%	-6
Other	360	▲	-0.3%	-1
Protective Orders	152	▲	+5.6%	+8
Support	318	▲	+16.9%	+46
Traffic	39	▲	+30.0%	+9
GRAND TOTAL	2,931	▲	5.7%	+159

2024 Overall GRAND TOTAL		Distribution of Caseload			Change*		Percentage (%) of Caseload		
534 -11 -2.0% 	Adult	332	62%	-4.9% ▼	-17	Adult	2023	2024	
	Juvenile	202	38%	3.1% ▲	+6	Juvenile	64.0%	62.2%	
	GRAND TOTAL	534	100%	-2.0% ▼	-11	GRAND TOTAL	100%	100%	

Filings by Division & Code

Division	Case Type Description	Code	Summary	Change	% Change	Absolute Change	
Adult	Misdemeanor	CM	189	▲	+45.4%	+59	
	Show Cause	SC	43	▲	+2.4%	+1	
	Other	OT	30	▼	-34.8%	-16	
	Civil Support	VS	29	▲	+3.6%	+1	
	Capias	CA	16	▲	+45.5%	+5	
	Family Abuse - Protective Order	FP	9	▼	-52.6%	-10	
	Felony	CF	7	▼	-89.7%	-61	
	Motion - Protective Order	MP	5	▲	+150.0%	+3	
	Non-Family Abuse Protective Order	AP	2	▲	+100.0%	+1	
	Violation of Protective Order	PV	2	▲	+100.0%	+1	
	Remand Support	RS	0	▼	-100.0%	-1	
	Total		332	▼	-4.9%	-17	
Juvenile	Custody Visitation	CV	101	▲	+42.3%	+30	
	Misdemeanor	DM	25	↔	-	-	
	Felony	DF	13	▲	+333.3%	+10	
	Truancy	TR	11	▲	+57.1%	+4	
	Traffic	T	8	▼	-42.9%	-6	
	Status	ST	7	▲	-	-	
	Foster Care Review	FC	5	▲	+25.0%	+1	
	Permanency Planning	PH	5	▼	-68.8%	-11	
	Motion - Protective Order	MP	4	▲	+100.0%	+2	
	Terminate Parental Rights	TP	4	▼	-75.0%	-12	
	Abuse and Neglect	AN	3	▼	-66.7%	-6	
	Child at Risk	RI	3	▲	-	+3	
	Child In Need of Services	CS	2	▼	-50.0%	-2	
	Civil Violation	CI	2	▲	+100.0%	+1	
	Entrustment	ET	2	▼	-75.0%	-6	
	Paternity	PT	2	▲	+100.0%	+1	
	Initial Foster Care	IF	1	↔	-	-	
	Mental Commitment	MC	1	▲	-	+1	
	Other	OT	1	▲	-	+1	
	Restricted Operators License	RL	1	▲	-	+1	
	Temporary Detention Order	TD	1	▼	-66.7%	-2	
	Non-Family Abuse Protective Order	AP	0	▼	-100.0%	-1	
	Qualified Residential Treatment	QR	0	▼	-100.0%	-1	
	Relief of Custody	CR	0	▼	-100.0%	-2	
		Total		202	▲	3.1%	+6
	GRAND TOTAL			534	▼	-2.0%	-11

Filings by Major Case Category**

Category	Summary	Change	% Change	Absolute Change
Adult Criminal	245	▲		0
Child Dependency	23	▲	-59.6%	-34
Child in Need of Services/Supervision	13	▲	+18.2%	+2
Custody and Visitation	103	▲	+43.1%	+31
Delinquency	38	▲	+35.7%	+10
Juvenile Miscellaneous	7	▲		0
New to Workload Study	2	▲	+100.0%	+1

* Compared to same time period as previous year
 7/10/2024 3:04:11PM

** Case Type Categories are defined in the 2017 Virginia Judicial Workload Assessment
 Source: SCV-SQL-Information

CPSS - JCMS CASELOAD STATISTICS OF THE JUVENILE & DOMESTIC RELATIONS DISTRICT COURTS
 January 2024 thru May 2024 Filings (Compared to January 2023 thru May 2023)

Other	33	▲	-34.0%	-17
Protective Orders	20	▲	-20.0%	-5
Support	41	▲	+17.1%	+6
Traffic	9	▲	-35.7%	-5
GRAND TOTAL	534	▼	-2.0%	-11

2024 Overall GRAND TOTAL		Distribution of Caseload		Change*		Percentage (%) of Caseload		
675	-14 -2.0%	Adult	369 55%	-7.8% ▼	-31	Adult	58.1%	54.7%
2024		Juvenile	306 45%	5.9% ▲	+17	Juvenile	41.9%	45.3%
2023		GRAND TOTAL	675 100%	-2.0% ▼	-14	GRAND TOTAL	100%	100%

Filings by Division & Code

Division	Case Type Description	Code	Summary	Change	% Change	Absolute Change
Adult	Misdemeanor	CM	87	▼	-13.9%	-14
	Show Cause	SC	71	▲	+39.2%	+20
	Other	OT	60	▼	-9.1%	-6
	Civil Support	VS	52	▼	-33.3%	-26
	Felony	CF	39	▼	-17.0%	-8
	Family Abuse - Protective Order	FP	29	▲	+20.8%	+5
	Capias	CA	16	▼	-11.1%	-2
	Remand Support	RS	5	▲	+25.0%	+1
	Violation of Protective Order	PV	4	▲	+33.3%	+1
	Motion - Protective Order	MP	2	▼	-50.0%	-2
	Non-Family Abuse Protective Order	AP	2	▼	-33.3%	-1
	Protective Order	PC	1	▲	-	+1
	Restricted License for Non-Support	SL	1	↔	-	-
	Total		369	▼	-7.8%	-31
Juvenile	Custody Visitation	CV	156	▼	-2.5%	-4
	Status	ST	40	▲	+207.7%	+27
	Misdemeanor	DM	23	▲	+187.5%	+15
	Traffic	T	20	▲	+42.9%	+6
	Abuse and Neglect	AN	10	↔	-	-
	Non-Family Abuse Protective Order	AP	7	▲	+133.3%	+4
	Remand Custody	RC	7	▼	-12.5%	-1
	Truancy	TR	6	▼	-62.5%	-10
	Motion - Protective Order	MP	4	▲	+100.0%	+2
	Other	OT	4	▲	+100.0%	+2
	Permanency Planning	PH	4	▼	-75.0%	-12
	Temporary Detention Order	TD	4	▲	+33.3%	+1
	Child In Need of Services	CS	3	▲	+50.0%	+1
	Emergency Custody Order	EC	3	↔	-	-
	Felony	DF	3	▼	-76.9%	-10
	Foster Care Review	FC	3	▲	+200.0%	+2
	Emancipation	EP	2	▲	-	+2
	Paternity	PT	2	↔	-	-
	Relief of Custody	CR	2	▲	+100.0%	+1
	Civil Violation	CI	1	▲	-	+1
	Initial Foster Care	IF	1	↔	-	-
	Show Cause	SC	1	▼	-66.7%	-2
	Juvenile Support	JS	0	▼	-100.0%	-1
	Qualified Residential Treatment	QR	0	▼	-100.0%	-1
	Terminate Parental Rights	TP	0	▼	-100.0%	-6
	Total		306	▲	5.9%	+17
	GRAND TOTAL		675	▼	-2.0%	-14

Filings by Major Case Category**

Category	Summary	Change	% Change	Absolute Change
Adult Criminal	192	▲	-5.4%	-11
Child Dependency	20	▲	-44.4%	-16
Child in Need of Services/Supervision	9	▼	-55.0%	-11
Custody and Visitation	158	▼	-2.5%	-4
Delinquency	27	▲	+22.7%	+5

* Compared to same time period as previous year
 7/10/2024 3:04:11PM

** Case Type Categories are defined in the 2017 Virginia Judicial Workload Assessment
 Source: SCV-SQL-Information

Juvenile Miscellaneous	42	▲	+223.1%	+29
New to Workload Study	1	▲	-	+1
Other	83	▲	-3.5%	-3
Protective Orders	44	▲	+22.2%	+8
Support	79	▼	-18.6%	-18
Traffic	20	▲	+42.9%	+6
GRAND TOTAL	675	▼	-2.0%	-14

2024 Overall GRAND TOTAL		Distribution of Caseload			Change*		Percentage (%) of Caseload		
1,814	-379 -17.3%	Adult	856	47%	-9.1% ▼	-86	Adult	43.0%	47.2%
		Juvenile	958	53%	-23.4% ▼	-293	Juvenile	57.0%	52.8%
		GRAND TOTAL	1,814	100%	-17.3% ▼	-379	GRAND TOTAL	100%	100%

Filings by Division & Code

Division	Case Type Description	Code	Summary	Change	% Change	Absolute Change	
Adult	Misdemeanor	CM	177	▲	+8.6%	+14	
	Show Cause	SC	169	▲	+12.7%	+19	
	Civil Support	VS	156	▼	-13.8%	-25	
	Other	OT	118	▲	-7.1%	-9	
	Felony	CF	65	▼	-1.5%	-1	
	Capias	CA	60	▲	+9.1%	+5	
	Family Abuse - Protective Order	FP	60	▼	-23.1%	-18	
	Remand Support	RS	21	▼	-76.9%	-70	
	Motion - Protective Order	MP	14	▼	-12.5%	-2	
	Non-Family Abuse Protective Order	AP	13	▲	+116.7%	+7	
	Violation of Protective Order	PV	2	▼	-66.7%	-4	
	Restricted License for Non-Support	SL	1	▼	-66.7%	-2	
		Total		856	▼	-9.1%	-86
Juvenile	Custody Visitation	CV	487	▼	-8.8%	-47	
	Misdemeanor	DM	110	▲	+1.9%	+2	
	Traffic	T	52	▼	-13.3%	-8	
	Abuse and Neglect	AN	49	▲	+63.3%	+19	
	Foster Care Review	FC	36	▼	-25.0%	-12	
	Remand Custody	RC	30	▼	-79.9%	-119	
	Remand Visitation	RV	30	▼	-79.7%	-118	
	Felony	DF	27	▲	+8.0%	+2	
	Truancy	TR	25	↔		-	
	Emergency Custody Order	EC	17	▲	+41.7%	+5	
	Temporary Detention Order	TD	16	▲	+128.6%	+9	
	Permanency Planning	PH	14	▲	+27.3%	+3	
	Motion - Protective Order	MP	11	▼	-38.9%	-7	
	Status	ST	8	▼	-20.0%	-2	
	Voluntary Continuing Services and Support Agreen	VA	8	▲	+300.0%	+6	
	Child In Need of Services	CS	7	▼	-46.2%	-6	
	Paternity	PT	6	▲	+50.0%	+2	
	Civil Violation	CI	5	▲	-	+5	
	Terminate Parental Rights	TP	5	▼	-58.3%	-7	
	Initial Foster Care	IF	4	▼	-75.0%	-12	
	Non-Family Abuse Protective Order	AP	3	▼	-40.0%	-2	
	Other	OT	2	▲	-33.3%	-1	
	Special Immigrant Juvenile Status	SI	2	↔		-	
	Emancipation	EP	1	↔		-	
	Family Abuse - Protective Order	FP	1	▲	-	+1	
	Restoration of Parental Rights	RR	1	▲	-	+1	
	Show Cause	SC	1	▼	-66.7%	-2	
	Capias	CA	0	▼	-100.0%	-1	
	Qualified Residential Treatment	QR	0	▼	-100.0%	-4	
		Total		958	▼	-23.4%	-293
		GRAND TOTAL		1,814	▼	-17.3%	-379

Filings by Major Case Category**

Category	Summary	Change	% Change	Absolute Change
Adult Criminal	372	▼	-3.9%	-15
Child Dependency	116	▲	-5.7%	-7

* Compared to same time period as previous year
 7/10/2024 3:04:11PM

** Case Type Categories are defined in the 2017 Virginia Judicial Workload Assessment
 Source: SCV-SQL-Information

CPSS - JCMS CASELOAD STATISTICS OF THE JUVENILE & DOMESTIC RELATIONS DISTRICT COURTS
 January 2024 thru May 2024 Filings (Compared to January 2023 thru May 2023)

Augusta

District: 25 FIPS: 015

Child in Need of Services/Supervision	32	▼	-15.8%	-6
Custody and Visitation	493	▲	-8.4%	-45
Delinquency	138	▼	+0.7%	+1
Juvenile Miscellaneous	10	▲	-9.1%	-1
New to Workload Study	7	▲	+250.0%	+5
Other	234	▲	-56.4%	-303
Protective Orders	102	▲	-17.1%	-21
Support	258	▲	+8.9%	+21
Traffic	52	▼	-13.3%	-8
GRAND TOTAL	1,814	▼	-17.3%	-379

2024 Overall GRAND TOTAL		Distribution of Caseload		Change*		Percentage (%) of Caseload			
75	-14 -15.7%	Adult	47	63%	42.4% ▲	+14	Adult	37.1%	62.7%
2024		Juvenile	28	37%	-50.0% ▼	-28	Juvenile	62.9%	37.3%
2023		GRAND TOTAL	75	100%	-15.7% ▼	-14	GRAND TOTAL	100%	100%

Filings by Division & Code

Division	Case Type Description	Code	Summary	Change	% Change	Absolute Change
Adult	Felony	CF	13	▲	+550.0%	+11
	Other	OT	13	▲	+116.7%	+7
	Misdemeanor	CM	7	▼	-41.7%	-5
	Civil Support	VS	6	▲	+50.0%	+2
	Family Abuse - Protective Order	FP	4	▲	+100.0%	+2
	Show Cause	SC	2	▼	-33.3%	-1
	Capias	CA	1	↔		-
	Motion - Protective Order	MP	1	↔		-
	Remand Support	RS	0	▼	-100.0%	-2
	Total			47	▲	42.4%
Juvenile	Custody Visitation	CV	24	▲	+33.3%	+6
	Traffic	T	3	▼	-80.0%	-12
	Emergency Custody Order	EC	1	▲	-	+1
	Abuse and Neglect	AN	0	▼	-100.0%	-2
	Civil Violation	CI	0	▼	-100.0%	-1
	Felony	DF	0	▼	-100.0%	-2
	Misdemeanor	DM	0	▼	-100.0%	-2
	Non-Family Abuse Protective Order	AP	0	▼	-100.0%	-5
	Remand Custody	RC	0	▼	-100.0%	-6
	Status	ST	0	▼	-100.0%	-4
	Truancy	TR	0	▼	-100.0%	-1
Total			28	▼	-50.0%	-28
GRAND TOTAL			75	▼	-15.7%	-14

Filings by Major Case Category**

Category	Summary	Change	% Change	Absolute Change
Adult Criminal	21	▲	+40.0%	+6
Child Dependency	0	▼	-100.0%	-2
Child in Need of Services/Supervision	0	▼	-100.0%	-1
Custody and Visitation	24	▲	+33.3%	+6
Delinquency	0	▼	-100.0%	-4
Juvenile Miscellaneous	0	▼	-100.0%	-4
New to Workload Study	0	▼	-100.0%	-1
Other	14	▲		0
Protective Orders	5	↔	-37.5%	-3
Support	8	▲	+14.3%	+1
Traffic	3	▼	-80.0%	-12
GRAND TOTAL	75	▼	-15.7%	-14

* Compared to same time period as previous year
 7/10/2024 3:04:11PM

** Case Type Categories are defined in the 2017 Virginia Judicial Workload Assessment
 Source: SCV-SQL-Information

2024 Overall GRAND TOTAL		Distribution of Caseload		Change*		Percentage (%) of Caseload		
553	-11 -2.0%	Adult	253 46%	-12.5% ▼	-36	Adult	2023 51.2%	2024 45.8%
2024		Juvenile	300 54%	9.1% ▲	+25	Juvenile	48.8%	54.2%
2023		GRAND TOTAL	553 100%	-2.0% ▼	-11	GRAND TOTAL	100%	100%

Filings by Division & Code

Division	Case Type Description	Code	Summary	Change	% Change	Absolute Change
Adult	Other	OT	60	▲	+39.5%	+17
	Civil Support	VS	52	▼	-11.9%	-7
	Misdemeanor	CM	51	▼	-30.1%	-22
	Felony	CF	22	▼	-8.3%	-2
	Family Abuse - Protective Order	FP	20	▲	+11.1%	+2
	Show Cause	SC	14	▼	-65.0%	-26
	Remand Support	RS	13	▲	+18.2%	+2
	Motion - Protective Order	MP	9	▼	-10.0%	-1
	Non-Family Abuse Protective Order	AP	7	▲	+600.0%	+6
	Capias	CA	4	▼	-50.0%	-4
	Protective Order	PC	1	▲	-	+1
	Criminal Support	CS	0	▼	-100.0%	-2
	Total		253	▼	-12.5%	-36
Juvenile	Custody Visitation	CV	112	▼	-7.4%	-9
	Traffic	T	43	▲	+22.9%	+8
	Remand Custody	RC	36	▲	+111.8%	+19
	Remand Visitation	RV	35	▲	+133.3%	+20
	Misdemeanor	DM	28	▼	-24.3%	-9
	Abuse and Neglect	AN	9	▲	+80.0%	+4
	Child In Need of Services	CS	7	▲	+75.0%	+3
	Emergency Custody Order	EC	5	▲	+150.0%	+3
	Truancy	TR	4	▼	-20.0%	-1
	Family Abuse - Protective Order	FP	3	▲	-	+3
	Felony	DF	3	▼	-66.7%	-6
	Foster Care Review	FC	3	▼	-40.0%	-2
	Motion - Protective Order	MP	3	▲	+200.0%	+2
	Civil Violation	CI	2	↔	-	-
	Mental Commitment	MC	2	▲	+100.0%	+1
	Restoration of Parental Rights	RR	2	▲	-	+2
	Initial Foster Care	IF	1	▲	-	+1
	Permanency Planning	PH	1	▼	-66.7%	-2
	Temporary Detention Order	TD	1	↔	-	-
	Non-Family Abuse Protective Order	AP	0	▼	-100.0%	-2
	Show Cause	SC	0	▼	-100.0%	-6
	Status	ST	0	▼	-100.0%	-3
	Terminate Parental Rights	TP	0	▼	-100.0%	-1
	Total		300	▲	9.1%	+25
	GRAND TOTAL		553	▼	-2.0%	-11

Filings by Major Case Category**

Category	Summary	Change	% Change	Absolute Change
Adult Criminal	87	▲	-25.0%	-29
Child Dependency	14	▲	-	0
Child in Need of Services/Supervision	11	▲	+22.2%	+2
Custody and Visitation	112	▼	-7.4%	-9
Delinquency	31	▼	-40.4%	-21
Juvenile Miscellaneous	0	▼	-100.0%	-3
New to Workload Study	2	↔	-	0

* Compared to same time period as previous year
 7/10/2024 3:04:11PM

** Case Type Categories are defined in the 2017 Virginia Judicial Workload Assessment
 Source: SCV-SQL-Information

CPSS - JCMS CASELOAD STATISTICS OF THE JUVENILE & DOMESTIC RELATIONS DISTRICT COURTS
 January 2024 thru May 2024 Filings (Compared to January 2023 thru May 2023)

Botetourt

District: 25 FIPS: 023

Other	154	▲	+71.1%	+64
Protective Orders	42	▲	+31.3%	+10
Support	57	▼	-36.7%	-33
Traffic	43	▲	+22.9%	+8
GRAND TOTAL	553	▼	-2.0%	-11

2024 Overall GRAND TOTAL		Distribution of Caseload		Change*		Percentage (%) of Caseload		
252	+37 17.2%	Adult	121 48%	11.0% ▲	+12	Adult	2023 50.7%	2024 48.0%
2024		Juvenile	131 52%	23.6% ▲	+25	Juvenile	49.3%	52.0%
2023		GRAND TOTAL	252 100%	17.2% ▲	+37	GRAND TOTAL	100%	100%

Filings by Division & Code

Division	Case Type Description	Code	Summary	Change	% Change	Absolute Change
Adult	Civil Support	VS	33	▲	+73.7%	+14
	Misdemeanor	CM	27	↔		-
	Show Cause	SC	20	▲	+150.0%	+12
	Other	OT	19	▼		-
	Family Abuse - Protective Order	FP	12	▲	+9.1%	+1
	Felony	CF	9	▼	-43.8%	-7
	Remand Support	RS	1	▲	-	+1
	Capias	CA	0	▼	-100.0%	-2
	Motion - Protective Order	MP	0	▼	-100.0%	-4
	Non-Family Abuse Protective Order	AP	0	▼	-100.0%	-3
	Total		121	▲	11.0%	+12
Juvenile	Custody Visitation	CV	50	▼	-23.1%	-15
	Misdemeanor	DM	12	▲	+200.0%	+8
	Truancy	TR	12	▲	+300.0%	+9
	Permanency Planning	PH	11	▲	+266.7%	+8
	Abuse and Neglect	AN	9	▼	-35.7%	-5
	Child In Need of Services	CS	5	▲	+400.0%	+4
	Remand Custody	RC	5	▲	-	+5
	Motion - Protective Order	MP	4	▲	+100.0%	+2
	Status	ST	4	▲	+300.0%	+3
	Civil Violation	CI	3	▼	-25.0%	-1
	Felony	DF	3	▲	-	+3
	Traffic	T	3	▲	+50.0%	+1
	Foster Care Review	FC	2	▲	+100.0%	+1
	Initial Foster Care	IF	2	▼	-33.3%	-1
	Non-Family Abuse Protective Order	AP	2	▲	-	+2
	Remand Visitation	RV	2	▲	-	+2
	Show Cause	SC	1	▲	-	+1
	Voluntary Continuing Services and Support Agreem	VA	1	↔		-
	Other	OT	0	▼	-100.0%	-1
	Paternity	PT	0	▼	-100.0%	-1
	Total		131	▲	23.6%	+25
GRAND TOTAL			252	▲	17.2%	+37

Filings by Major Case Category**

Category	Summary	Change	% Change	Absolute Change
Adult Criminal	43	▲	-8.5%	-4
Child Dependency	25	▲	+13.6%	+3
Child in Need of Services/Supervision	18	▲	+350.0%	+14
Custody and Visitation	50	▼	-24.2%	-16
Delinquency	15	▲	+275.0%	+11
Juvenile Miscellaneous	4	▲	+300.0%	+3
New to Workload Study	3	▼	-25.0%	-1
Other	27	▲	+35.0%	+7
Protective Orders	18	▲	-10.0%	-2
Support	46	▲	+84.0%	+21
Traffic	3	▲	+50.0%	+1

* Compared to same time period as previous year
 7/10/2024 3:04:11PM

** Case Type Categories are defined in the 2017 Virginia Judicial Workload Assessment
 Source: SCV-SQL-Information

GRAND TOTAL

252

▲

17.2%

+37

2024 Overall GRAND TOTAL		Distribution of Caseload		Change*		Percentage (%) of Caseload		
99	-4 -3.9%	Adult	61 62%	27.1% ▲	+13	Adult	2023 46.6%	2024 61.6%
2024		Juvenile	38 38%	-30.9% ▼	-17	Juvenile	53.4%	38.4%
2023		GRAND TOTAL	99 100%	-3.9% ▼	-4	GRAND TOTAL	100%	100%

Filings by Division & Code

Division	Case Type Description	Code	Summary	Change	% Change	Absolute Change
Adult	Civil Support	VS	17	▲	+41.7%	+5
	Show Cause	SC	12	▲	+200.0%	+8
	Misdemeanor	CM	9	▼	-35.7%	-5
	Other	OT	9	▲		-
	Felony	CF	7	▲	+250.0%	+5
	Family Abuse - Protective Order	FP	4	↔		-
	Non-Family Abuse Protective Order	AP	2	▲	-	+2
	Motion - Protective Order	MP	1	▼	-50.0%	-1
	Remand Support	RS	0	▼	-100.0%	-1
		Total		61	▲	27.1%
Juvenile	Custody Visitation	CV	13	▼	-63.9%	-23
	Misdemeanor	DM	7	▲	-	+7
	Traffic	T	4	▲	+33.3%	+1
	Foster Care Review	FC	3	▲	+200.0%	+2
	Initial Foster Care	IF	3	▲	+200.0%	+2
	Truancy	TR	2	▼	-50.0%	-2
	Abuse and Neglect	AN	1	▼	-50.0%	-1
	Felony	DF	1	▲	-	+1
	Remand Custody	RC	1	▲	-	+1
	Remand Visitation	RV	1	▲	-	+1
	Temporary Detention Order	TD	1	▲	-	+1
	Terminate Parental Rights	TP	1	▲	-	+1
	Motion - Protective Order	MP	0	▼	-100.0%	-2
	Permanency Planning	PH	0	▼	-100.0%	-2
	Qualified Residential Treatment	QR	0	▼	-100.0%	-1
	Show Cause	SC	0	▼	-100.0%	-2
	Voluntary Continuing Services and Support Agree	VA	0	▼	-100.0%	-1
		Total		38	▼	-30.9%
GRAND TOTAL			99	▼	-3.9%	-4

Filings by Major Case Category**

Category	Summary	Change	% Change	Absolute Change	
Adult Criminal	23	▲	+15.0%	+3	
Child Dependency	8	▲		0	
Child in Need of Services/Supervision	2	▼	-50.0%	-2	
Custody and Visitation	13	▼	-63.9%	-23	
Delinquency	8	▲	+300.0%	+6	
Other	12	▲	+20.0%	+2	
Protective Orders	7	▲	-12.5%	-1	
Support	22	▲	+83.3%	+10	
Traffic	4	▲	+33.3%	+1	
GRAND TOTAL		99	▼	-3.9%	-4

* Compared to same time period as previous year
 7/10/2024 3:04:11PM

** Case Type Categories are defined in the 2017 Virginia Judicial Workload Assessment
 Source: SCV-SQL-Information

2024 Overall GRAND TOTAL		Distribution of Caseload		Change*		Percentage (%) of Caseload		
39	-32 -45.1%	Adult	25 64%	-32.4% ▼	-12	Adult	2023 52.1%	2024 64.1%
2024		Juvenile	14 36%	-58.8% ▼	-20	Juvenile	47.9%	35.9%
2023		GRAND TOTAL	39 100%	-45.1% ▼	-32	GRAND TOTAL	100%	100%

Filings by Division & Code

Division	Case Type Description	Code	Summary	Change	% Change	Absolute Change
Adult	Felony	CF	8	▲	+300.0%	+6
	Misdemeanor	CM	7	▼	-65.0%	-13
	Other	OT	4	▲		-
	Show Cause	SC	2	▲		-
	Capias	CA	1	▼	-66.7%	-2
	Civil Support	VS	1	↔		-
	Non-Family Abuse Protective Order	AP	1	↔		-
	Remand Support	RS	1	▲		+1
	Family Abuse - Protective Order	FP	0	▼	-100.0%	-4
	Total		25	▼	-32.4%	-12
Juvenile	Traffic	T	6	▲	+200.0%	+4
	Custody Visitation	CV	2	▼	-89.5%	-17
	Remand Custody	RC	2	▲		+2
	Remand Visitation	RV	2	▲		+2
	Felony	DF	1	▲		+1
	Misdemeanor	DM	1	▼	-87.5%	-7
	Abuse and Neglect	AN	0	▼	-100.0%	-4
	Initial Foster Care	IF	0	▼	-100.0%	-1
	Total		14	▼	-58.8%	-20
	GRAND TOTAL		39	▼	-45.1%	-32

Filings by Major Case Category**

Category	Summary	Change	% Change	Absolute Change		
Adult Criminal	17	▲	-32.0%	-8		
Child Dependency	0	▼	-100.0%	-5		
Custody and Visitation	2	▼	-89.5%	-17		
Delinquency	2	▲	-75.0%	-6		
Other	9	▲	+125.0%	+5		
Protective Orders	1	▼	-80.0%	-4		
Support	2	▼	-33.3%	-1		
Traffic	6	▲	+200.0%	+4		
	GRAND TOTAL		39	▼	-45.1%	-32

* Compared to same time period as previous year
 7/10/2024 3:04:11PM

** Case Type Categories are defined in the 2017 Virginia Judicial Workload Assessment
 Source: SCV-SQL-Information

2024 Overall GRAND TOTAL		Distribution of Caseload		Change*		Percentage (%) of Caseload			
545 +107 24.4% 		Adult	259	48%	15.1% ▲	+34	Adult	51.4%	47.5%
		Juvenile	286	52%	34.3% ▲	+73	Juvenile	48.6%	52.5%
		GRAND TOTAL	545	100%	24.4% ▲	+107	GRAND TOTAL	100%	100%

Filings by Division & Code

Division	Case Type Description	Code	Summary	Change	% Change	Absolute Change
Adult	Civil Support	VS	54	▲	+28.6%	+12
	Other	OT	53	▲	+29.3%	+12
	Misdemeanor	CM	51	▲	+2.0%	+1
	Show Cause	SC	37	▲	+48.0%	+12
	Family Abuse - Protective Order	FP	21	▼	-16.0%	-4
	Felony	CF	17	▼	-29.2%	-7
	Capias	CA	9	▼	-25.0%	-3
	Non-Family Abuse Protective Order	AP	7	▲	-	+7
	Motion - Protective Order	MP	4	▲	+33.3%	+1
	Violation of Protective Order	PV	4	▲	-	+4
	Remand Support	RS	2	▼	-33.3%	-1
	Total		259	▲	15.1%	+34
Juvenile	Custody Visitation	CV	170	▲	+88.9%	+80
	Misdemeanor	DM	27	▲	+17.4%	+4
	Felony	DF	15	▲	+114.3%	+8
	Traffic	T	14	▼	-12.5%	-2
	Truancy	TR	13	▼	-13.3%	-2
	Abuse and Neglect	AN	9	▼	-18.2%	-2
	Motion - Protective Order	MP	9	▲	+80.0%	+4
	Permanency Planning	PH	5	▼	-16.7%	-1
	Show Cause	SC	4	▼	-42.9%	-3
	Status	ST	4	↔	-	-
	Child In Need of Services	CS	3	↔	-	-
	Foster Care Review	FC	3	↔	-	-
	Temporary Detention Order	TD	3	▲	-	+3
	Paternity	PT	2	▼	-60.0%	-3
	Relief of Custody	CR	2	▼	-50.0%	-2
	Civil Violation	CI	1	▼	-50.0%	-1
	Initial Foster Care	IF	1	▼	-50.0%	-1
	Non-Family Abuse Protective Order	AP	1	▼	-80.0%	-4
	Qualified Residential Treatment	QR	0	▼	-100.0%	-2
	Remand Custody	RC	0	▼	-100.0%	-1
	Remand Visitation	RV	0	▼	-100.0%	-1
Special Immigrant Juvenile Status	SI	0	▼	-100.0%	-1	
	Total		286	▲	34.3%	+73
GRAND TOTAL			545	▲	24.4%	+107

Filings by Major Case Category**

Category	Summary	Change	% Change	Absolute Change
Adult Criminal	103	▲	+3.0%	+3
Child Dependency	20	▼	-28.6%	-8
Child in Need of Services/Supervision	16	▼	-11.1%	-2
Custody and Visitation	172	▲	+81.1%	+77
Delinquency	46	▲	+24.3%	+9
Juvenile Miscellaneous	4	↔	-	0
New to Workload Study	1	▼	-66.7%	-2
Other	58	▲	+26.1%	+12
Protective Orders	42	▲	+10.5%	+4

* Compared to same time period as previous year
 7/10/2024 3:04:11PM

** Case Type Categories are defined in the 2017 Virginia Judicial Workload Assessment
 Source: SCV-SQL-Information

Support	69	▲	+30.2%	+16
Traffic	14	▼	-12.5%	-2
GRAND TOTAL	545	▲	24.4%	+107

2024 Overall GRAND TOTAL		Distribution of Caseload		Change*		Percentage (%) of Caseload			
867 +51 6.3% 		Adult	486	56%	16.5% ▲	+69	Adult	51.1%	56.1%
		Juvenile	381	44%	-4.5% ▼	-18	Juvenile	48.9%	43.9%
		GRAND TOTAL	867	100%	6.3% ▲	+51	GRAND TOTAL	100%	100%

Filings by Division & Code

Division	Case Type Description	Code	Summary	Change	% Change	Absolute Change
Adult	Felony	CF	125	▲	+145.1%	+74
	Show Cause	SC	104	▲	+116.7%	+56
	Misdemeanor	CM	80	▼	-25.9%	-28
	Civil Support	VS	59	▲	+7.3%	+4
	Other	OT	52	▼	-20.0%	-13
	Family Abuse - Protective Order	FP	31	▼	-20.5%	-8
	Capias	CA	23	▼	-37.8%	-14
	Remand Support	RS	5	▲	+400.0%	+4
	Motion - Protective Order	MP	3	▼	-66.7%	-6
	Violation of Protective Order	PV	2	↔		-
	Non-Family Abuse Protective Order	AP	1	↔		-
	Restricted License for Non-Support	SL	1	▲	-	+1
	Criminal Support	CS	0	▼	-100.0%	-1
	Total		486	▲	16.5%	+69
Juvenile	Custody Visitation	CV	168	▼	-22.2%	-48
	Misdemeanor	DM	42	▲	+20.0%	+7
	Abuse and Neglect	AN	30	▲	+328.6%	+23
	Foster Care Review	FC	22	▲	+10.0%	+2
	Mental Commitment	MC	20	▼	-39.4%	-13
	Traffic	T	17	▲	+21.4%	+3
	Felony	DF	11	▲	+22.2%	+2
	Initial Foster Care	IF	10	▲	+42.9%	+3
	Terminate Parental Rights	TP	10	↔		-
	Child In Need of Services	CS	8	▲	+166.7%	+5
	Remand Custody	RC	8	▲	+100.0%	+4
	Remand Visitation	RV	8	▲	+100.0%	+4
	Permanency Planning	PH	7	▼	-12.5%	-1
	Paternity	PT	5	▲	+150.0%	+3
	Truancy	TR	4	▼	-63.6%	-7
	Motion - Protective Order	MP	3	▼	-40.0%	-2
	Temporary Detention Order	TD	3	▼	-40.0%	-2
	Special Immigrant Juvenile Status	SI	2	▲	-	+2
	Emergency Custody Order	EC	1	▼	-50.0%	-1
	Status	ST	1	▲	-	+1
	Voluntary Continuing Services and Support Agreem	VA	1	↔		-
Non-Family Abuse Protective Order	AP	0	▼	-100.0%	-3	
	Total		381	▼	-4.5%	-18
	GRAND TOTAL		867	▲	6.3%	+51

Filings by Major Case Category**

Category	Summary	Change	% Change	Absolute Change
Adult Criminal	270	▲	+16.9%	+39
Child Dependency	80	▲	+50.9%	+27
Child in Need of Services/Supervision	12	▲	-14.3%	-2
Custody and Visitation	173	▲	-20.6%	-45
Delinquency	53	▲	+20.5%	+9
Juvenile Miscellaneous	1	▲	-	+1
New to Workload Study	2	▲	-	+2

* Compared to same time period as previous year
 7/10/2024 3:04:11PM

** Case Type Categories are defined in the 2017 Virginia Judicial Workload Assessment
 Source: SCV-SQL-Information

Other	97	▲	-14.9%	-17
Protective Orders	38	▼	-33.3%	-19
Support	124	▲	+74.6%	+53
Traffic	17	▲	+21.4%	+3
GRAND TOTAL	867	▲	6.3%	+51

2024 Overall GRAND TOTAL		Distribution of Caseload		Change*		Percentage (%) of Caseload		
836	-73 -8.0%	Adult	466 56%	5.2% ▲	+23	Adult	48.7%	55.7%
2024		Juvenile	370 44%	-20.6% ▼	-96	Juvenile	51.3%	44.3%
2023		GRAND TOTAL	836 100%	-8.0% ▼	-73	GRAND TOTAL	100%	100%

Filings by Division & Code

Division	Case Type Description	Code	Summary	Change	% Change	Absolute Change
Adult	Show Cause	SC	121	▲	+33.0%	+30
	Civil Support	VS	104	▼	-1.9%	-2
	Misdemeanor	CM	65	▼	-13.3%	-10
	Other	OT	61	▲	+1.7%	+1
	Capias	CA	44	▲	+12.8%	+5
	Family Abuse - Protective Order	FP	38	▲	+81.0%	+17
	Felony	CF	15	▼	-37.5%	-9
	Motion - Protective Order	MP	7	▼	-53.3%	-8
	Remand Support	RS	5	▼	-44.4%	-4
	Restricted License for Non-Support	SL	3	▲	+200.0%	+2
	Non-Family Abuse Protective Order	AP	2	↔		-
	Violation of Protective Order	PV	1	▲	-	+1
	Total		466	▲	5.2%	+23
Juvenile	Custody Visitation	CV	198	▼	-20.5%	-51
	Misdemeanor	DM	31	▼	-6.1%	-2
	Foster Care Review	FC	30	▲	+11.1%	+3
	Permanency Planning	PH	16	▼	-11.1%	-2
	Traffic	T	11	▲	+37.5%	+3
	Abuse and Neglect	AN	10	▼	-16.7%	-2
	Felony	DF	10	▼	-41.2%	-7
	Temporary Detention Order	TD	10	▲	+11.1%	+1
	Remand Custody	RC	8	▼	-55.6%	-10
	Remand Visitation	RV	8	▼	-55.6%	-10
	Truancy	TR	8	↔		-
	Terminate Parental Rights	TP	7	▼	-46.2%	-6
	Initial Foster Care	IF	4	▼	-33.3%	-2
	Voluntary Continuing Services and Support Agree	VA	4	▲	+33.3%	+1
	Child In Need of Services	CS	3	▼	-50.0%	-3
	Motion - Protective Order	MP	3	▲	+50.0%	+1
	Non-Family Abuse Protective Order	AP	3	▼	-25.0%	-1
	Paternity	PT	3	▼	-50.0%	-3
	Show Cause	SC	3	▼	-40.0%	-2
	Child at Risk	RI	0	▼	-100.0%	-1
	Emergency Custody Order	EC	0	▼	-100.0%	-1
Other	OT	0	▼	-100.0%	-2	
	Total		370	▼	-20.6%	-96
	GRAND TOTAL		836	▼	-8.0%	-73

Filings by Major Case Category**

Category	Summary	Change	% Change	Absolute Change
Adult Criminal	179	▲	-6.8%	-13
Child Dependency	71	▼	-11.3%	-9
Child in Need of Services/Supervision	11	▼	-26.7%	-4
Custody and Visitation	201	▼	-21.2%	-54
Delinquency	44	▼	-18.5%	-10
Other	92	▼	-21.4%	-25
Protective Orders	53	▲	+20.5%	+9
Support	174	▲	+20.8%	+30

* Compared to same time period as previous year
 7/10/2024 3:04:11PM

** Case Type Categories are defined in the 2017 Virginia Judicial Workload Assessment
 Source: SCV-SQL-Information

Traffic		11	▲	+37.5%	+3
GRAND TOTAL		836	▼	-8.0%	-73

2024 Overall GRAND TOTAL	Distribution of Caseload	Change*	Percentage (%) of Caseload																											
197 +7 3.7% 	<table border="1"> <tr> <td>Adult</td> <td>83</td> <td>42%</td> <td>-8.8% ▼</td> <td>-8</td> </tr> <tr> <td>Juvenile</td> <td>114</td> <td>58%</td> <td>15.2% ▲</td> <td>+15</td> </tr> <tr> <td>GRAND TOTAL</td> <td>197</td> <td>100%</td> <td>3.7% ▲</td> <td>+7</td> </tr> </table>	Adult	83	42%	-8.8% ▼	-8	Juvenile	114	58%	15.2% ▲	+15	GRAND TOTAL	197	100%	3.7% ▲	+7		<table border="1"> <tr> <td>Adult</td> <td>2023</td> <td>2024</td> </tr> <tr> <td>Adult</td> <td>47.9%</td> <td>42.1%</td> </tr> <tr> <td>Juvenile</td> <td>52.1%</td> <td>57.9%</td> </tr> <tr> <td>GRAND TOTAL</td> <td>100%</td> <td>100%</td> </tr> </table>	Adult	2023	2024	Adult	47.9%	42.1%	Juvenile	52.1%	57.9%	GRAND TOTAL	100%	100%
Adult	83	42%	-8.8% ▼	-8																										
Juvenile	114	58%	15.2% ▲	+15																										
GRAND TOTAL	197	100%	3.7% ▲	+7																										
Adult	2023	2024																												
Adult	47.9%	42.1%																												
Juvenile	52.1%	57.9%																												
GRAND TOTAL	100%	100%																												

Filings by Division & Code

Division	Case Type Description	Code	Summary	Change	% Change	Absolute Change
Adult	Show Cause	SC	26	▲	+73.3%	+11
	Misdemeanor	CM	18	▼	-25.0%	-6
	Civil Support	VS	16	▼	-23.8%	-5
	Other	OT	11	▼	-35.3%	-6
	Motion - Protective Order	MP	4	▲	+300.0%	+3
	Family Abuse - Protective Order	FP	3	▼	-40.0%	-2
	Capias	CA	2	▼	-50.0%	-2
	Felony	CF	1	▼	-66.7%	-2
	Non-Family Abuse Protective Order	AP	1	▲	-	+1
	Remand Support	RS	1	↔	-	-
	Total		83	▼	-8.8%	-8
Juvenile	Custody Visitation	CV	65	▲	+41.3%	+19
	Civil Violation	CI	8	▼	-11.1%	-1
	Traffic	T	6	▼	-14.3%	-1
	Misdemeanor	DM	5	▼	-16.7%	-1
	Status	ST	5	▲	+25.0%	+1
	Paternity	PT	3	▲	+200.0%	+2
	Permanency Planning	PH	3	▲	+200.0%	+2
	Emergency Custody Order	EC	2	▲	+100.0%	+1
	Initial Foster Care	IF	2	▲	-	+2
	Motion - Protective Order	MP	2	▲	-	+2
	Remand Custody	RC	2	▼	-33.3%	-1
	Remand Visitation	RV	2	▼	-33.3%	-1
	Abuse and Neglect	AN	1	▼	-85.7%	-6
	Capias	CA	1	↔	-	-
	Entrustment	ET	1	▲	-	+1
	Felony	DF	1	▲	-	+1
	Non-Family Abuse Protective Order	AP	1	▲	-	+1
	Other	OT	1	▲	-	+1
	Show Cause	SC	1	↔	-	-
	Temporary Detention Order	TD	1	↔	-	-
	Truancy	TR	1	▲	-	+1
	Foster Care Review	FC	0	▼	-100.0%	-2
	Special Immigrant Juvenile Status	SI	0	▼	-100.0%	-2
Terminate Parental Rights	TP	0	▼	-100.0%	-4	
	Total		114	▲	15.2%	+15
GRAND TOTAL			197	▲	3.7%	+7

Filings by Major Case Category**

Category	Summary	Change	% Change	Absolute Change
Adult Criminal	43	▼	+2.4%	+1
Child Dependency	7	▲	-50.0%	-7
Child in Need of Services/Supervision	1	▲	-	+1
Custody and Visitation	68	▲	+44.7%	+21
Delinquency	8	▲	-	0
Juvenile Miscellaneous	5	▲	+25.0%	+1
New to Workload Study	8	▼	-27.3%	-3
Other	20	▲	-23.1%	-6

* Compared to same time period as previous year
 7/10/2024 3:04:11PM

** Case Type Categories are defined in the 2017 Virginia Judicial Workload Assessment
 Source: SCV-SQL-Information

CPSS - JCMS CASELOAD STATISTICS OF THE JUVENILE & DOMESTIC RELATIONS DISTRICT COURTS
January 2024 thru May 2024 Filings (Compared to January 2023 thru May 2023)

Protective Orders	11	▲	+83.3%	+5
Support	20	▼	-20.0%	-5
Traffic	6	▼	-14.3%	-1
GRAND TOTAL	197	▲	3.7%	+7

2024 Overall GRAND TOTAL		Distribution of Caseload			Change*		Percentage (%) of Caseload		
1,593	-69 -4.2%	Adult	708	44%	0.3% ▲	+2	Adult	42.5%	44.4%
2024		Juvenile	885	56%	-7.4% ▼	-71	Juvenile	57.5%	55.6%
2023		GRAND TOTAL	1,593	100%	-4.2% ▼	-69	GRAND TOTAL	100%	100%

Filings by Division & Code

Division	Case Type Description	Code	Summary	Change	% Change	Absolute Change	
Adult	Civil Support	VS	160	▼	-12.6%	-23	
	Misdemeanor	CM	160	▲	+16.8%	+23	
	Show Cause	SC	147	▼	+2.1%	+3	
	Other	OT	102	▲	+12.1%	+11	
	Family Abuse - Protective Order	FP	51	▼	-3.8%	-2	
	Felony	CF	34	▲	+21.4%	+6	
	Capias	CA	29	▼	-12.1%	-4	
	Remand Support	RS	11	▼	-57.7%	-15	
	Motion - Protective Order	MP	7	▲	+40.0%	+2	
	Non-Family Abuse Protective Order	AP	3	▼	-25.0%	-1	
	Violation of Protective Order	PV	3	▲	+200.0%	+2	
	Protective Order	PC	1	↔		-	
		Total		708	▲	0.3%	+2
Juvenile	Custody Visitation	CV	552	▲	+0.4%	+2	
	Misdemeanor	DM	81	▲	+2.5%	+2	
	Traffic	T	47	▲	+20.5%	+8	
	Felony	DF	24	▲	+84.6%	+11	
	Paternity	PT	23	▲	+27.8%	+5	
	Remand Custody	RC	21	▼	-47.5%	-19	
	Remand Visitation	RV	21	▼	-52.3%	-23	
	Status	ST	16	▼	-11.1%	-2	
	Foster Care Review	FC	15	▼	-37.5%	-9	
	Truancy	TR	13	▼	-43.5%	-10	
	Motion - Protective Order	MP	9	▲	+80.0%	+4	
	Permanency Planning	PH	9	▼	-40.0%	-6	
	Special Immigrant Juvenile Status	SI	9	↔		-	
	Abuse and Neglect	AN	8	▼	-74.2%	-23	
	Initial Foster Care	IF	6	↔		-	
	Civil Violation	CI	5	▲	+400.0%	+4	
	Emergency Custody Order	EC	5	▼	-16.7%	-1	
	Temporary Detention Order	TD	5	▼	-54.5%	-6	
	Terminate Parental Rights	TP	4	▲	+100.0%	+2	
	Non-Family Abuse Protective Order	AP	3	▼	-66.7%	-6	
	Other	OT	3	▼	-57.1%	-4	
	Child In Need of Services	CS	2	↔		-	
	Family Abuse - Protective Order	FP	2	▲	-	+2	
	Show Cause	SC	1	▲	-	+1	
	Voluntary Continuing Services and Support Agreem	VA	1	↔		-	
	Qualified Residential Treatment	QR	0	▼	-100.0%	-3	
		Total		885	▼	-7.4%	-71
	GRAND TOTAL			1,593	▼	-4.2%	-69

Filings by Major Case Category**

Category	Summary	Change	% Change	Absolute Change
Adult Criminal	338	▲	+10.5%	+32
Child Dependency	43	▼	-47.6%	-39
Child in Need of Services/Supervision	15	▼	-40.0%	-10
Custody and Visitation	575	▲	+1.2%	+7
Delinquency	106	▲	+15.2%	+14

* Compared to same time period as previous year
 7/10/2024 3:04:11PM

** Case Type Categories are defined in the 2017 Virginia Judicial Workload Assessment
 Source: SCV-SQL-Information

Juvenile Miscellaneous	16	▼	-11.1%	-2
New to Workload Study	14	▲	+40.0%	+4
Other	168	▼	-25.3%	-57
Protective Orders	75	▲	-1.3%	-1
Support	196	▼	-11.3%	-25
Traffic	47	▲	+20.5%	+8
GRAND TOTAL	1,593	▼	-4.2%	-69

2024 Overall GRAND TOTAL		Distribution of Caseload		Change*		Percentage (%) of Caseload		
695	-36 -4.9%	Adult	343 49%	5.2% ▲	+17	Adult	2023 44.6%	2024 49.4%
2024		Juvenile	352 51%	-13.1% ▼	-53	Juvenile	55.4%	50.6%
2023		GRAND TOTAL	695 100%	-4.9% ▼	-36	GRAND TOTAL	100%	100%

Filings by Division & Code

Division	Case Type Description	Code	Summary	Change	% Change	Absolute Change
Adult	Misdemeanor	CM	80	▲	+15.9%	+11
	Civil Support	VS	55	▲	+1.9%	+1
	Show Cause	SC	52	▼	-28.8%	-21
	Other	OT	49	▲	+36.1%	+13
	Felony	CF	40	▲	+81.8%	+18
	Family Abuse - Protective Order	FP	37	▲	+37.0%	+10
	Capias	CA	22	▼	-29.0%	-9
	Motion - Protective Order	MP	5	▼	-44.4%	-4
	Remand Support	RS	2	▲	+100.0%	+1
	Non-Family Abuse Protective Order	AP	1	▼	-75.0%	-3
	Total		343	▲	5.2%	+17
Juvenile	Custody Visitation	CV	204	▼	-16.7%	-41
	Misdemeanor	DM	28	▼	-3.4%	-1
	Status	ST	24	▲	+26.3%	+5
	Traffic	T	23	▲	+4.5%	+1
	Permanency Planning	PH	16	▲	+6.7%	+1
	Abuse and Neglect	AN	9	▼	-25.0%	-3
	Show Cause	SC	7	▼	-12.5%	-1
	Capias	CA	5	▲	-	+5
	Non-Family Abuse Protective Order	AP	4	▼	-20.0%	-1
	Terminate Parental Rights	TP	4	▼	-50.0%	-4
	Truancy	TR	4	▲	+100.0%	+2
	Child In Need of Services	CS	3	▲	+200.0%	+2
	Foster Care Review	FC	3	▼	-78.6%	-11
	Other	OT	3	▲	+50.0%	+1
	Remand Custody	RC	3	▲	-	+3
	Remand Visitation	RV	3	▲	-	+3
	Initial Foster Care	IF	2	▼	-60.0%	-3
	Motion - Protective Order	MP	2	▲	+100.0%	+1
	Voluntary Continuing Services and Support Agreen	VA	2	▲	+100.0%	+1
	Emergency Custody Order	EC	1	▲	-	+1
	Felony	DF	1	▼	-80.0%	-4
	Paternity	PT	1	▼	-88.9%	-8
	Qualified Residential Treatment	QR	0	▼	-100.0%	-2
	Total		352	▼	-13.1%	-53
GRAND TOTAL			695	▼	-4.9%	-36

Filings by Major Case Category**

Category	Summary	Change	% Change	Absolute Change
Adult Criminal	176	▲	+4.1%	+7
Child Dependency	36	▼	-36.8%	-21
Child in Need of Services/Supervision	7	▲	+133.3%	+4
Custody and Visitation	205	▼	-19.3%	-49
Delinquency	41	▲	-2.4%	-1
Juvenile Miscellaneous	24	▲	+26.3%	+5
Other	61	▲	+56.4%	+22
Protective Orders	49	▼	+6.5%	+3
Support	73	▼	-8.8%	-7

* Compared to same time period as previous year
 7/10/2024 3:04:11PM

** Case Type Categories are defined in the 2017 Virginia Judicial Workload Assessment
 Source: SCV-SQL-Information

Traffic	23	▲	+4.5%	+1
GRAND TOTAL	695	▼	-4.9%	-36

2024 Overall GRAND TOTAL		Distribution of Caseload			Change*		Percentage (%) of Caseload		
2,716	-57 -2.1%	Adult	1,196	44%	6.1% ▲	+69	Adult	40.6%	44.0%
2024		Juvenile	1,520	56%	-7.7% ▼	-126	Juvenile	59.4%	56.0%
2023		GRAND TOTAL	2,716	100%	-2.1% ▼	-57	GRAND TOTAL	100%	100%

Filings by Division & Code

Division	Case Type Description	Code	Summary	Change	% Change	Absolute Change	
Adult	Civil Support	VS	231	▲	+9.0%	+19	
	Misdemeanor	CM	230	▲	+0.4%	+1	
	Show Cause	SC	227	▲	+57.6%	+83	
	Other	OT	156	▲	-10.9%	-19	
	Felony	CF	136	▲	+7.1%	+9	
	Family Abuse - Protective Order	FP	121	▲	+10.0%	+11	
	Capias	CA	56	▼	-15.2%	-10	
	Motion - Protective Order	MP	14	▼	-26.3%	-5	
	Non-Family Abuse Protective Order	AP	7	▲	+250.0%	+5	
	Violation of Protective Order	PV	7	▼	-41.7%	-5	
	Remand Support	RS	6	▼	-76.0%	-19	
	Violation Family Abuse Protective Order	PS	5	▲	+400.0%	+4	
	Bond Forfeiture	BF	0	▼	-100.0%	-1	
	Restricted License for Non-Support	SL	0	▼	-100.0%	-4	
Total			1,196	▲	6.1%	+69	
Juvenile	Custody Visitation	CV	623	▼	-10.6%	-74	
	Misdemeanor	DM	202	▲	+4.1%	+8	
	Traffic	T	136	▼	-6.2%	-9	
	Abuse and Neglect	AN	104	▼	-6.3%	-7	
	Felony	DF	62	▲	+77.1%	+27	
	Motion - Protective Order	MP	57	▲	+26.7%	+12	
	Permanency Planning	PH	55	▼	-6.8%	-4	
	Initial Foster Care	IF	33	▲	+153.8%	+20	
	Foster Care Review	FC	32	▼	-27.3%	-12	
	Paternity	PT	25	▲	+25.0%	+5	
	Terminate Parental Rights	TP	23	▲	+21.1%	+4	
	Truancy	TR	23	▼	-14.8%	-4	
	Entrustment	ET	21	▲	+950.0%	+19	
	Non-Family Abuse Protective Order	AP	17	▲	+240.0%	+12	
	Status	ST	16	▼	-5.9%	-1	
	Special Immigrant Juvenile Status	SI	15	▼	-42.3%	-11	
	Show Cause	SC	13	▲	+18.2%	+2	
	Remand Custody	RC	12	▼	-78.6%	-44	
	Remand Visitation	RV	12	▼	-78.6%	-44	
	Child In Need of Services	CS	9	▲	+28.6%	+2	
	Civil Violation	CI	7	▼	-56.3%	-9	
	Voluntary Continuing Services and Support Agree	VA	6	▼	-25.0%	-2	
	Capias	CA	4	▲	+300.0%	+3	
	Temporary Detention Order	TD	4	▲	+33.3%	+1	
	Emergency Custody Order	EC	3	↔		-	
	Other	OT	2	▲		+2	
	Relief of Custody	CR	2	▼	-83.3%	-10	
	Family Abuse - Protective Order	FP	1	▲		+1	
	Mental Commitment	MC	1	↔		-	
	Juvenile Support	JS	0	▼	-100.0%	-1	
	Qualified Residential Treatment	QR	0	▼	-100.0%	-11	
	Restoration of Parental Rights	RR	0	▼	-100.0%	-1	
	Total			1,520	▼	-7.7%	-126
	GRAND TOTAL			2,716	▼	-2.1%	-57

* Compared to same time period as previous year
 7/10/2024 3:04:11PM




** Case Type Categories are defined in the 2017 Virginia Judicial Workload Assessment
 Source: SCV-SQL-Information

Filings by Major Case Category**

Category	Summary	Change	% Change	Absolute Change
Adult Criminal	524	▲	+1.0%	+5
Child Dependency	276	▲	-1.1%	-3
Child in Need of Services/Supervision	34	▼	-10.5%	-4
Custody and Visitation	648	▲	-9.6%	-69
Delinquency	279	▲	+17.7%	+42
Juvenile Miscellaneous	16	▼	-5.9%	-1
New to Workload Study	22	▼	-47.6%	-20
Other	196	▲	-38.8%	-124
Protective Orders	217	▲	+19.9%	+36
Support	368	▼	+32.4%	+90
Traffic	136	▼	-6.2%	-9
GRAND TOTAL	2,716	▼	-2.1%	-57

* Compared to same time period as previous year
 7/10/2024 3:04:11PM

** Case Type Categories are defined in the 2017 Virginia Judicial Workload Assessment
 Source: SCV-SQL-Information

2024 Overall GRAND TOTAL		Distribution of Caseload			Change*		Percentage (%) of Caseload		
1,156	-135 -10.5%	Adult	520	45%	-6.0% ▼	-33	Adult	42.8%	45.0%
2024 		Juvenile	636	55%	-13.8% ▼	-102	Juvenile	57.2%	55.0%
2023 		GRAND TOTAL	1,156	100%	-10.5% ▼	-135	GRAND TOTAL	100%	100%

Filings by Division & Code

Division	Case Type Description	Code	Summary	Change	% Change	Absolute Change	
Adult	Civil Support	VS	111	▲	+46.1%	+35	
	Show Cause	SC	103	▲	-22.0%	-29	
	Misdemeanor	CM	83	▼	-17.0%	-17	
	Other	OT	68	▼	-18.1%	-15	
	Felony	CF	66	▲	+15.8%	+9	
	Family Abuse - Protective Order	FP	38	▼	-17.4%	-8	
	Capias	CA	29	▲	-19.4%	-7	
	Motion - Protective Order	MP	7	▲	+16.7%	+1	
	Remand Support	RS	6	↔		-	
	Non-Family Abuse Protective Order	AP	4	▼	-33.3%	-2	
	Emergency Custody Order	EC	2	▲	-	+2	
	Restricted License for Non-Support	SL	2	↔		-	
	Violation of Protective Order	PV	1	▼	-66.7%	-2	
	Total		520	▼	-6.0%	-33	
Juvenile	Custody Visitation	CV	391	▼	-11.5%	-51	
	Misdemeanor	DM	55	▼	-26.7%	-20	
	Show Cause	SC	22	▲	-8.3%	-2	
	Child In Need of Services	CS	19	▼	-9.5%	-2	
	Status	ST	19	▲	-29.6%	-8	
	Truancy	TR	19	▼	-13.6%	-3	
	Permanency Planning	PH	18	▲	+125.0%	+10	
	Felony	DF	16	▲	+45.5%	+5	
	Traffic	T	13	▼	-43.5%	-10	
	Abuse and Neglect	AN	11	▼	-15.4%	-2	
	Remand Custody	RC	8	▼	-20.0%	-2	
	Remand Visitation	RV	8	▼	-20.0%	-2	
	Non-Family Abuse Protective Order	AP	6	▲	+500.0%	+5	
	Paternity	PT	6	↔		-	
	Special Immigrant Juvenile Status	SI	6	▲	-	+6	
	Foster Care Review	FC	3	▼	-25.0%	-1	
	Motion - Protective Order	MP	3	▼	-40.0%	-2	
	Civil Violation	CI	2	▼	-84.6%	-11	
	Emergency Custody Order	EC	2	↔		-	
	Entrustment	ET	2	▲	+100.0%	+1	
	Initial Foster Care	IF	2	▼	-66.7%	-4	
	Relief of Custody	CR	2	▲	-	+2	
	Emancipation	EP	1	▲	-	+1	
	Other	OT	1	▲	-	+1	
	Temporary Detention Order	TD	1	▼	-87.5%	-7	
	Juvenile Support	JS	0	▼	-100.0%	-1	
	Qualified Residential Treatment	QR	0	▼	-100.0%	-2	
	Restoration of Parental Rights	RR	0	▼	-100.0%	-1	
	Terminate Parental Rights	TP	0	▼	-100.0%	-1	
	Voluntary Continuing Services and Support Agreem	VA	0	▼	-100.0%	-1	
		Total		636	▼	-13.8%	-102
	GRAND TOTAL			1,156	▼	-10.5%	-135

* Compared to same time period as previous year
 7/10/2024 3:04:11PM

** Case Type Categories are defined in the 2017 Virginia Judicial Workload Assessment
 Source: SCV-SQL-Information

Filings by Major Case Category**

Category	Summary	Change	% Change	Absolute Change
Adult Criminal	250	▼	-18.6%	-57
Child Dependency	38	▲	+5.6%	+2
Child in Need of Services/Supervision	48	▲	+9.1%	+4
Custody and Visitation	397	▼	-11.4%	-51
Delinquency	83	▼	-23.9%	-26
Juvenile Miscellaneous	20	▲	-25.9%	-7
New to Workload Study	8	▲	-38.5%	-5
Other	96	▲	-20.0%	-24
Protective Orders	58	▲	-9.4%	-6
Support	145	▲	+45.0%	+45
Traffic	13	▼	-43.5%	-10
GRAND TOTAL	1,156	▼	-10.5%	-135

* Compared to same time period as previous year
 7/10/2024 3:04:11PM

** Case Type Categories are defined in the 2017 Virginia Judicial Workload Assessment
 Source: SCV-SQL-Information

2024 Overall GRAND TOTAL		Distribution of Caseload			Change*		Percentage (%) of Caseload		
1,203 +50 4.3% 	2024 2023	Adult	498	41%	6.4% ▲	+30	Adult	40.6%	41.4%
		Juvenile	705	59%	2.9% ▲	+20	Juvenile	59.4%	58.6%
		GRAND TOTAL	1,203	100%	4.3% ▲	+50	GRAND TOTAL	100%	100%

Filings by Division & Code

Division	Case Type Description	Code	Summary	Change	% Change	Absolute Change
Adult	Misdemeanor	CM	108	▲	+45.9%	+34
	Civil Support	VS	104	▲	+14.3%	+13
	Other	OT	77	▲	+26.2%	+16
	Felony	CF	65	▼	-4.4%	-3
	Show Cause	SC	57	▼	-26.0%	-20
	Family Abuse - Protective Order	FP	39	▲	+18.2%	+6
	Capias	CA	25	▼	-16.7%	-5
	Remand Support	RS	10	▼	-44.4%	-8
	Motion - Protective Order	MP	7	▼	-12.5%	-1
	Non-Family Abuse Protective Order	AP	4	▲	+100.0%	+2
	Restricted License for Non-Support	SL	1	▲	-	+1
	Violation of Protective Order	PV	1	▼	-80.0%	-4
	Bond Forfeiture	BF	0	▼	-100.0%	-1
	Total		498	▲	6.4%	+30
Juvenile	Custody Visitation	CV	310	▼	-17.8%	-67
	Misdemeanor	DM	133	▲	+60.2%	+50
	Status	ST	44	▲	+1,000.0%	+40
	Truancy	TR	29	▲	+70.6%	+12
	Permanency Planning	PH	27	▲	+800.0%	+24
	Remand Custody	RC	27	▼	-25.0%	-9
	Remand Visitation	RV	27	▼	-34.1%	-14
	Traffic	T	24	▼	-4.0%	-1
	Paternity	PT	12	↔	-	-
	Foster Care Review	FC	11	↔	-	-
	Initial Foster Care	IF	10	▲	+11.1%	+1
	Show Cause	SC	9	▲	+12.5%	+1
	Terminate Parental Rights	TP	8	▲	-	+8
	Child In Need of Services	CS	7	▲	+250.0%	+5
	Abuse and Neglect	AN	6	▼	-66.7%	-12
	Non-Family Abuse Protective Order	AP	6	▲	+100.0%	+3
	Felony	DF	5	▼	-73.7%	-14
	Emergency Custody Order	EC	3	▲	-	+3
	Temporary Detention Order	TD	3	▲	+50.0%	+1
	Civil Violation	CI	2	▼	-60.0%	-3
	Motion - Protective Order	MP	1	▼	-83.3%	-5
	Voluntary Continuing Services and Support Agreem	VA	1	▼	-50.0%	-1
	Qualified Residential Treatment	QR	0	▼	-100.0%	-1
	Special Immigrant Juvenile Status	SI	0	▼	-100.0%	-1
		Total		705	▲	2.9%
GRAND TOTAL			1,203	▲	4.3%	+50

Filings by Major Case Category**

Category	Summary	Change	% Change	Absolute Change
Adult Criminal	232	▼	+2.2%	+5
Child Dependency	63	▲	+43.2%	+19
Child in Need of Services/Supervision	36	▲	+89.5%	+17
Custody and Visitation	322	▼	-17.2%	-67
Delinquency	147	▼	+33.6%	+37

* Compared to same time period as previous year
 7/10/2024 3:04:11PM

** Case Type Categories are defined in the 2017 Virginia Judicial Workload Assessment
 Source: SCV-SQL-Information

CPSS - JCMS CASELOAD STATISTICS OF THE JUVENILE & DOMESTIC RELATIONS DISTRICT COURTS
 January 2024 thru May 2024 Filings (Compared to January 2023 thru May 2023)

Juvenile Miscellaneous	44	▲	+1,000.0%	+40
New to Workload Study	2	▼	-66.7%	-4
Other	147	▲	-7.0%	-11
Protective Orders	57	▲	+9.6%	+5
Support	129	▲	+8.4%	+10
Traffic	24	▼	-4.0%	-1
GRAND TOTAL	1,203	▲	4.3%	+50

2024 Overall GRAND TOTAL		Distribution of Caseload		Change*		Percentage (%) of Caseload		
949	-37 -3.8%	Adult	441 46%	7.8% ▲	+32	Adult	2023 41.5%	2024 46.5%
2024		Juvenile	508 54%	-12.0% ▼	-69	Juvenile	58.5%	53.5%
2023		GRAND TOTAL	949 100%	-3.8% ▼	-37	GRAND TOTAL	100%	100%

Filings by Division & Code

Division	Case Type Description	Code	Summary	Change	% Change	Absolute Change	
Adult	Misdemeanor	CM	125	▲	+19.0%	+20	
	Other	OT	84	▲	+23.5%	+16	
	Civil Support	VS	66	↔		-	
	Show Cause	SC	62	▲	-6.1%	-4	
	Felony	CF	33	▲	+37.5%	+9	
	Capias	CA	24	▼	-11.1%	-3	
	Family Abuse - Protective Order	FP	20	▼	-33.3%	-10	
	Protective Order	PC	8	▼	-11.1%	-1	
	Violation of Protective Order	PV	8	▲	+60.0%	+3	
	Motion - Protective Order	MP	5	▲	+400.0%	+4	
	Remand Support	RS	5	▲	+150.0%	+3	
	Non-Family Abuse Protective Order	AP	1	▼	-80.0%	-4	
	Violation Family Abuse Protective Order	PS	0	▼	-100.0%	-1	
		Total		441	▲	7.8%	+32
Juvenile	Custody Visitation	CV	234	▼	-23.0%	-70	
	Misdemeanor	DM	94	▲	+42.4%	+28	
	Traffic	T	27	↔		-	
	Status	ST	20	▲	+53.8%	+7	
	Abuse and Neglect	AN	19	↔		-	
	Felony	DF	14	▼	-6.7%	-1	
	Foster Care Review	FC	14	▲	+27.3%	+3	
	Truancy	TR	12	▼	-25.0%	-4	
	Permanency Planning	PH	10	▲	+11.1%	+1	
	Special Immigrant Juvenile Status	SI	8	▼	-38.5%	-5	
	Terminate Parental Rights	TP	8	▼	-33.3%	-4	
	Paternity	PT	7	▼	-75.0%	-21	
	Initial Foster Care	IF	6	▼	-25.0%	-2	
	Civil Violation	CI	5	▲	+150.0%	+3	
	Motion - Protective Order	MP	5	▼	-54.5%	-6	
	Temporary Detention Order	TD	5	▼	-28.6%	-2	
	Emergency Custody Order	EC	4	↔		-	
	Remand Custody	RC	4	▲	+300.0%	+3	
	Remand Visitation	RV	4	▲	+300.0%	+3	
	Non-Family Abuse Protective Order	AP	2	▼	-71.4%	-5	
	Other	OT	2	▲	+100.0%	+1	
	Voluntary Continuing Services and Support Agree	VA	2	▲	+100.0%	+1	
	Child In Need of Services	CS	1	▲	-	+1	
	Show Cause	SC	1	▲	-	+1	
	Entrustment	ET	0	▼	-100.0%	-1	
		Total		508	▼	-12.0%	-69
		GRAND TOTAL		949	▼	-3.8%	-37

Filings by Major Case Category**

Category	Summary	Change	% Change	Absolute Change
Adult Criminal	241	▼	+7.6%	+17
Child Dependency	59	▼	-3.3%	-2
Child in Need of Services/Supervision	13	▲	-18.8%	-3
Custody and Visitation	241	▼	-27.4%	-91
Delinquency	109	▲	+34.6%	+28

* Compared to same time period as previous year
 7/10/2024 3:04:11PM

** Case Type Categories are defined in the 2017 Virginia Judicial Workload Assessment
 Source: SCV-SQL-Information

Juvenile Miscellaneous	20	▲	+53.8%	+7
New to Workload Study	13	▲	-13.3%	-2
Other	108	▲	+28.6%	+24
Protective Orders	33	▲	-38.9%	-21
Support	85	▲	+7.6%	+6
Traffic	27	↔		0
GRAND TOTAL	949	▼	-3.8%	-37

2024 Overall GRAND TOTAL		Distribution of Caseload		Change*		Percentage (%) of Caseload			
132 	+35	Adult	61	46%	15.1% ▲	+8	Adult	54.6%	46.2%
	36.1%	Juvenile	71	54%	61.4% ▲	+27	Juvenile	45.4%	53.8%
GRAND TOTAL 132		GRAND TOTAL 132		100%	36.1% ▲	+35	GRAND TOTAL 100%		100%

Filings by Division & Code

Division	Case Type Description	Code	Summary	Change	% Change	Absolute Change
Adult	Misdemeanor	CM	26	▲	+116.7%	+14
	Civil Support	VS	8	▲	+100.0%	+4
	Felony	CF	8	▲	+33.3%	+2
	Other	OT	7	▼	-50.0%	-7
	Show Cause	SC	7	▲	+75.0%	+3
	Family Abuse - Protective Order	FP	3	▼	-75.0%	-9
	Bond Forfeiture	BF	1	▲	-	+1
	Capias	CA	1	↔	-	-
Total			61	▲	15.1%	+8
Juvenile	Custody Visitation	CV	52	▲	+67.7%	+21
	Status	ST	7	▲	-	+7
	Misdemeanor	DM	5	▲	+66.7%	+2
	Abuse and Neglect	AN	2	▲	-	+2
	Traffic	T	2	▼	-71.4%	-5
	Foster Care Review	FC	1	↔	-	-
	Permanency Planning	PH	1	▲	-	+1
	Voluntary Continuing Services and Support Agree	VA	1	▲	-	+1
	Felony	DF	0	▼	-100.0%	-1
	Qualified Residential Treatment	QR	0	▼	-100.0%	-1
Total			71	▲	61.4%	+27
GRAND TOTAL			132	▲	36.1%	+35

Filings by Major Case Category**

Category	Summary	Change	% Change	Absolute Change	
Adult Criminal	41	▲	+105.0%	+21	
Child Dependency	5	▲	+150.0%	+3	
Custody and Visitation	52	▲	+67.7%	+21	
Delinquency	5	▼	+25.0%	+1	
Juvenile Miscellaneous	7	▲	-	+7	
Other	7	▼	-50.0%	-7	
Protective Orders	3	▼	-75.0%	-9	
Support	10	▲	+42.9%	+3	
Traffic	2	▼	-71.4%	-5	
GRAND TOTAL		132	▲	36.1%	+35

* Compared to same time period as previous year
 7/10/2024 3:04:11PM

** Case Type Categories are defined in the 2017 Virginia Judicial Workload Assessment
 Source: SCV-SQL-Information

2024 Overall GRAND TOTAL		Distribution of Caseload			Change*		Percentage (%) of Caseload		
685 2024 2023	-57 -7.7%	Adult	271	40%	-19.1% ▼	-64	Adult	45.1%	39.6%
		Juvenile	414	60%	1.7% ▲	+7	Juvenile	54.9%	60.4%
		GRAND TOTAL	685	100%	-7.7% ▼	-57	GRAND TOTAL	100%	100%

Filings by Division & Code

Division	Case Type Description	Code	Summary	Change	% Change	Absolute Change
Adult	Misdemeanor	CM	56	▼	-21.1%	-15
	Show Cause	SC	51	▲	-16.4%	-10
	Other	OT	46	▼	-39.5%	-30
	Civil Support	VS	40	▲	+5.3%	+2
	Family Abuse - Protective Order	FP	30	▼	-16.7%	-6
	Felony	CF	30	▲	+100.0%	+15
	Capias	CA	13	▼	-51.9%	-14
	Non-Family Abuse Protective Order	AP	2	▲	-	+2
	Violation of Protective Order	PV	2	▼	-60.0%	-3
	Remand Support	RS	1	▼	-66.7%	-2
	Motion - Protective Order	MP	0	▼	-100.0%	-3
	Total		271	▼	-19.1%	-64
Juvenile	Custody Visitation	CV	255	▲	+13.3%	+30
	Abuse and Neglect	AN	29	▲	+314.3%	+22
	Misdemeanor	DM	27	▲	+68.8%	+11
	Traffic	T	20	▼	-41.2%	-14
	Status	ST	16	▼	-27.3%	-6
	Permanency Planning	PH	12	▼	-50.0%	-12
	Foster Care Review	FC	9	▼	-30.8%	-4
	Paternity	PT	8	▲	+33.3%	+2
	Felony	DF	6	▲	+200.0%	+4
	Relief of Custody	CR	6	▲	+100.0%	+3
	Initial Foster Care	IF	5	▲	+66.7%	+2
	Remand Custody	RC	4	▼	-42.9%	-3
	Remand Visitation	RV	4	▼	-42.9%	-3
	Motion - Protective Order	MP	3	▼	-75.0%	-9
	Truancy	TR	3	↔	-	-
	Voluntary Continuing Services and Support Agree	VA	3	▲	+200.0%	+2
	Terminate Parental Rights	TP	2	↔	-	-
	Emergency Custody Order	EC	1	▲	-	+1
	Temporary Detention Order	TD	1	▼	-83.3%	-5
	Child In Need of Services	CS	0	▼	-100.0%	-1
	Civil Violation	CI	0	▼	-100.0%	-1
	Emancipation	EP	0	▼	-100.0%	-1
	Entrustment	ET	0	▼	-100.0%	-2
	Non-Family Abuse Protective Order	AP	0	▼	-100.0%	-1
	Qualified Residential Treatment	QR	0	▼	-100.0%	-6
	Show Cause	SC	0	▼	-100.0%	-2
		Total		414	▲	1.7%
	GRAND TOTAL		685	▼	-7.7%	-57

Filings by Major Case Category**

Category	Summary	Change	% Change	Absolute Change
Adult Criminal	138	▼	-17.9%	-30
Child Dependency	66	▲	+8.2%	+5
Child in Need of Services/Supervision	3	▼	-25.0%	-1
Custody and Visitation	263	▲	+13.9%	+32
Delinquency	33	▲	+65.0%	+13

* Compared to same time period as previous year
 7/10/2024 3:04:11PM

** Case Type Categories are defined in the 2017 Virginia Judicial Workload Assessment
 Source: SCV-SQL-Information

CPSS - JCMS CASELOAD STATISTICS OF THE JUVENILE & DOMESTIC RELATIONS DISTRICT COURTS
 January 2024 thru May 2024 Filings (Compared to January 2023 thru May 2023)

Juvenile Miscellaneous	16	▼	-30.4%	-7
New to Workload Study	0	▼	-100.0%	-1
Other	57	▲	-42.4%	-42
Protective Orders	35	▲	-32.7%	-17
Support	54	▲	+10.2%	+5
Traffic	20	▼	-41.2%	-14
GRAND TOTAL	685	▼	-7.7%	-57

2024 Overall GRAND TOTAL		Distribution of Caseload		Change*		Percentage (%) of Caseload		
330 +46 16.2% 	Adult Juvenile GRAND TOTAL	140	42%	22.8% ▲	+26	Adult Juvenile GRAND TOTAL	2023 40.1% 59.9% 100%	2024 42.4% 57.6% 100%
		190	58%	11.8% ▲	+20	2023 40.1% 59.9% 100%	2024 42.4% 57.6% 100%	
		330	100%	16.2% ▲	+46			

Filings by Division & Code

Division	Case Type Description	Code	Summary	Change	% Change	Absolute Change
Adult	Misdemeanor	CM	31	▲	+47.6%	+10
	Civil Support	VS	29	▲	+81.3%	+13
	Other	OT	28	▲	+12.0%	+3
	Show Cause	SC	18	▲	-18.2%	-4
	Family Abuse - Protective Order	FP	10	▼	-33.3%	-5
	Felony	CF	10	▲	+233.3%	+7
	Motion - Protective Order	MP	8	▲	+33.3%	+2
	Remand Support	RS	6	▲	+500.0%	+5
	Capias	CA	0	▼	-100.0%	-2
	Non-Family Abuse Protective Order	AP	0	▼	-100.0%	-3
	Total		140	▲	22.8%	+26
Juvenile	Custody Visitation	CV	97	▲	+10.2%	+9
	Traffic	T	18	▲	+28.6%	+4
	Remand Custody	RC	13	▲	+1,200.0%	+12
	Remand Visitation	RV	13	▲	+1,200.0%	+12
	Felony	DF	11	▲	+1,000.0%	+10
	Terminate Parental Rights	TP	8	▲	+300.0%	+6
	Abuse and Neglect	AN	6	▼	-50.0%	-6
	Misdemeanor	DM	5	▼	-37.5%	-3
	Motion - Protective Order	MP	5	▲	+25.0%	+1
	Permanency Planning	PH	5	▲	+25.0%	+1
	Foster Care Review	FC	4	▼	-50.0%	-4
	Status	ST	3	▼	-50.0%	-3
	Emergency Custody Order	EC	1	▲	-	+1
	Paternity	PT	1	↔	-	-
	Civil Violation	CI	0	▼	-100.0%	-4
	Emancipation	EP	0	▼	-100.0%	-1
	Initial Foster Care	IF	0	▼	-100.0%	-5
	Non-Family Abuse Protective Order	AP	0	▼	-100.0%	-1
	Other	OT	0	▼	-100.0%	-1
	Qualified Residential Treatment	QR	0	▼	-100.0%	-1
	Show Cause	SC	0	▼	-100.0%	-1
	Temporary Detention Order	TD	0	▼	-100.0%	-2
	Truancy	TR	0	▼	-100.0%	-2
Voluntary Continuing Services and Support Agreem	VA	0	▼	-100.0%	-2	
	Total		190	▲	11.8%	+20
GRAND TOTAL			330	▲	16.2%	+46

Filings by Major Case Category**

Category	Summary	Change	% Change	Absolute Change
Adult Criminal	50	▲	+19.0%	+8
Child Dependency	23	▼	-32.4%	-11
Child in Need of Services/Supervision	0	▼	-100.0%	-2
Custody and Visitation	98	▲	+10.1%	+9
Delinquency	16	▲	+60.0%	+6
Juvenile Miscellaneous	3	▼	-57.1%	-4
New to Workload Study	0	▼	-100.0%	-4
Other	61	▲	+96.8%	+30

* Compared to same time period as previous year
 7/10/2024 3:04:11PM

** Case Type Categories are defined in the 2017 Virginia Judicial Workload Assessment
 Source: SCV-SQL-Information

CPSS - JCMS CASELOAD STATISTICS OF THE JUVENILE & DOMESTIC RELATIONS DISTRICT COURTS
 January 2024 thru May 2024 Filings (Compared to January 2023 thru May 2023)

Protective Orders	23	▼	-20.7%	-6
Support	38	▲	+72.7%	+16
Traffic	18	▲	+28.6%	+4
GRAND TOTAL	330	▲	16.2%	+46

2024 Overall GRAND TOTAL		Distribution of Caseload		Change*		Percentage (%) of Caseload			
299 -28 -8.6% 	Adult	124	41%	-21.5%	▼	-34	Adult	2023 48.3%	2024 41.5%
	Juvenile	175	59%	3.6%	▲	+6	Juvenile	51.7%	58.5%
GRAND TOTAL		299	100%	-8.6%	▼	-28	GRAND TOTAL	100%	100%

Filings by Division & Code

Division	Case Type Description	Code	Summary	Change	% Change	Absolute Change	
Adult	Other	OT	39	▲	+21.9%	+7	
	Misdemeanor	CM	23	▼	-47.7%	-21	
	Civil Support	VS	20	▲	+11.1%	+2	
	Show Cause	SC	17	▲	-19.0%	-4	
	Felony	CF	11	↔		-	
	Violation of Protective Order	PV	4	▲	+33.3%	+1	
	Capias	CA	3	▼	-76.9%	-10	
	Family Abuse - Protective Order	FP	3	▼	-62.5%	-5	
	Emergency Custody Order	EC	2	▲	-	+2	
	Motion - Protective Order	MP	2	▼	-75.0%	-6	
Total			124	▼	-21.5%	-34	
Juvenile	Custody Visitation	CV	70	▼	-1.4%	-1	
	Permanency Planning	PH	18	▲	+80.0%	+8	
	Abuse and Neglect	AN	16	▲	+45.5%	+5	
	Terminate Parental Rights	TP	16	▲	+60.0%	+6	
	Misdemeanor	DM	15	▲	+66.7%	+6	
	Motion - Protective Order	MP	9	▲	+12.5%	+1	
	Traffic	T	8	▼	-52.9%	-9	
	Foster Care Review	FC	5	▼	-64.3%	-9	
	Initial Foster Care	IF	4	↔		-	
	Voluntary Continuing Services and Support Agree	VA	3	▲	-	+3	
	Non-Family Abuse Protective Order	AP	2	▲	-	+2	
	Paternity	PT	2	↔		-	
	Temporary Detention Order	TD	2	▲	-	+2	
	Truancy	TR	2	↔		-	
	Child In Need of Services	CS	1	▲	-	+1	
	Emergency Custody Order	EC	1	▲	-	+1	
	Felony	DF	1	↔		-	
	Civil Violation	CI	0	▼	-100.0%	-2	
	Emancipation	EP	0	▼	-100.0%	-1	
	Qualified Residential Treatment	QR	0	▼	-100.0%	-2	
	Relief of Custody	CR	0	▼	-100.0%	-1	
	Show Cause	SC	0	▼	-100.0%	-2	
	Status	ST	0	▼	-100.0%	-2	
	Total			175	▲	3.6%	+6
	GRAND TOTAL			299	▼	-8.6%	-28

Filings by Major Case Category**

Category	Summary	Change	% Change	Absolute Change
Adult Criminal	51	▼	-41.4%	-36
Child Dependency	62	▲	+19.2%	+10
Child in Need of Services/Supervision	3	▲	+50.0%	+1
Custody and Visitation	72	▼	-1.4%	-1
Delinquency	16	▼	+33.3%	+4
Juvenile Miscellaneous	0	▼	-100.0%	-3
New to Workload Study	0	▼	-100.0%	-2
Other	44	▲	+37.5%	+12
Protective Orders	16	▲	-33.3%	-8

* Compared to same time period as previous year
 7/10/2024 3:04:11PM

** Case Type Categories are defined in the 2017 Virginia Judicial Workload Assessment
 Source: SCV-SQL-Information

CPSS - JCMS CASELOAD STATISTICS OF THE JUVENILE & DOMESTIC RELATIONS DISTRICT COURTS
 January 2024 thru May 2024 Filings (Compared to January 2023 thru May 2023)

Support	27	▲	+17.4%	+4
Traffic	8	▼	-52.9%	-9
GRAND TOTAL	299	▼	-8.6%	-28

2024 Overall GRAND TOTAL		Distribution of Caseload		Change*		Percentage (%) of Caseload			
616 +155 33.6% 		Adult	228	37%	28.8% ▲	+51	Adult	38.4%	37.0%
		Juvenile	388	63%	36.6% ▲	+104	Juvenile	61.6%	63.0%
		GRAND TOTAL	616	100%	33.6% ▲	+155	GRAND TOTAL	100%	100%

Filings by Division & Code

Division	Case Type Description	Code	Summary	Change	% Change	Absolute Change	
Adult	Show Cause	SC	62	▲	+148.0%	+37	
	Civil Support	VS	50	▲	+66.7%	+20	
	Misdemeanor	CM	33	▲	+10.0%	+3	
	Other	OT	33	▲	+10.0%	+3	
	Family Abuse - Protective Order	FP	22	▼	-4.3%	-1	
	Capias	CA	12	▲	+100.0%	+6	
	Felony	CF	6	▼	-50.0%	-6	
	Violation of Protective Order	PV	5	▼	-37.5%	-3	
	Motion - Protective Order	MP	2	▼	-80.0%	-8	
	Non-Family Abuse Protective Order	AP	2	▲	+100.0%	+1	
	Remand Support	RS	1	↔		-	
	Violation Family Abuse Protective Order	PS	0	▼	-100.0%	-1	
		Total		228	▲	28.8%	+51
Juvenile	Custody Visitation	CV	281	▲	+43.4%	+85	
	Motion - Protective Order	MP	18	▲	-	+18	
	Misdemeanor	DM	13	▲	+85.7%	+6	
	Felony	DF	11	▲	+57.1%	+4	
	Permanency Planning	PH	7	▼	-22.2%	-2	
	Foster Care Review	FC	5	▼	-44.4%	-4	
	Relief of Custody	CR	5	▲	-	+5	
	Remand Custody	RC	5	↔		-	
	Remand Visitation	RV	5	▼	-16.7%	-1	
	Temporary Detention Order	TD	5	▲	+150.0%	+3	
	Abuse and Neglect	AN	4	▲	+100.0%	+2	
	Non-Family Abuse Protective Order	AP	4	▲	+300.0%	+3	
	Terminate Parental Rights	TP	4	▲	+33.3%	+1	
	Child In Need of Services	CS	3	▲	+200.0%	+2	
	Initial Foster Care	IF	3	▼	-50.0%	-3	
	Other	OT	3	▲	-	+3	
	Paternity	PT	3	▼	-57.1%	-4	
	Traffic	T	3	▼	-75.0%	-9	
	Truancy	TR	3	▲	+50.0%	+1	
	Entrustment	ET	2	▲	+100.0%	+1	
	Voluntary Continuing Services and Support Agreen	VA	1	↔		-	
	Emergency Custody Order	EC	0	▼	-100.0%	-1	
	Qualified Residential Treatment	QR	0	▼	-100.0%	-3	
	Show Cause	SC	0	▼	-100.0%	-1	
	Status	ST	0	▼	-100.0%	-2	
		Total		388	▲	36.6%	+104
		GRAND TOTAL		616	▲	33.6%	+155

Filings by Major Case Category**

Category	Summary	Change	% Change	Absolute Change
Adult Criminal	99	▲	+41.4%	+29
Child Dependency	31	▲	-8.8%	-3
Child in Need of Services/Supervision	6	▲	+100.0%	+3
Custody and Visitation	284	▼	+39.9%	+81
Delinquency	24	▲	+60.0%	+9

* Compared to same time period as previous year
 7/10/2024 3:04:11PM

** Case Type Categories are defined in the 2017 Virginia Judicial Workload Assessment
 Source: SCV-SQL-Information

CPSS - JCMS CASELOAD STATISTICS OF THE JUVENILE & DOMESTIC RELATIONS DISTRICT COURTS
 January 2024 thru May 2024 Filings (Compared to January 2023 thru May 2023)

Juvenile Miscellaneous	1	▲	-50.0%	-1
Other	51	▲	+13.3%	+6
Protective Orders	48	▲	+37.1%	+13
Support	69	▲	+64.3%	+27
Traffic	3	▼	-75.0%	-9
GRAND TOTAL	616	▲	33.6%	+155

2024 Overall GRAND TOTAL		Distribution of Caseload		Change*		Percentage (%) of Caseload		
377 +48 14.6% 	Adult Juvenile GRAND TOTAL	186	49%	2.2% ▲	+4	55.3%	49.3%	
		191	51%	29.9% ▲	+44	44.7%	50.7%	
		377	100%	14.6% ▲	+48	100%	100%	

Filings by Division & Code

Division	Case Type Description	Code	Summary	Change	% Change	Absolute Change
Adult	Misdemeanor	CM	44	▼	-8.3%	-4
	Civil Support	VS	40	▲	+33.3%	+10
	Other	OT	32	▲	+255.6%	+23
	Show Cause	SC	29	▲	+20.8%	+5
	Capias	CA	13	▼	+44.4%	+4
	Felony	CF	12	▲	+100.0%	+6
	Family Abuse - Protective Order	FP	11	▼	-76.6%	-36
	Motion - Protective Order	MP	2	↔		-
	Remand Support	RS	2	▲	+100.0%	+1
	Violation Family Abuse Protective Order	PS	1	▲	-	+1
	Bond Forfeiture	BF	0	▼	-100.0%	-1
	Non-Family Abuse Protective Order	AP	0	▼	-100.0%	-3
	Protective Order	PC	0	▼	-100.0%	-1
	Violation of Protective Order	PV	0	▼	-100.0%	-1
	Total		186	▲	2.2%	+4
Juvenile	Custody Visitation	CV	131	▲	+81.9%	+59
	Misdemeanor	DM	11	▼	-35.3%	-6
	Foster Care Review	FC	8	▲	+60.0%	+3
	Initial Foster Care	IF	8	▲	+60.0%	+3
	Abuse and Neglect	AN	6	▼	-40.0%	-4
	Felony	DF	6	▲	+100.0%	+3
	Permanency Planning	PH	5	▼	-16.7%	-1
	Civil Violation	CI	2	▲	+100.0%	+1
	Non-Family Abuse Protective Order	AP	2	▲	-	+2
	Paternity	PT	2	▲	+100.0%	+1
	Terminate Parental Rights	TP	2	▼	-66.7%	-4
	Child In Need of Services	CS	1	↔		-
	Family Abuse - Protective Order	FP	1	▲	-	+1
	Mental Commitment	MC	1	▲	-	+1
	Motion - Protective Order	MP	1	▲	-	+1
	Remand Visitation	RV	1	▲	-	+1
	Status	ST	1	▼	-66.7%	-2
	Temporary Detention Order	TD	1	↔		-
	Traffic	T	1	▼	-90.0%	-9
	Emergency Custody Order	EC	0	▼	-100.0%	-1
	Relief of Custody	CR	0	▼	-100.0%	-1
	Remand Custody	RC	0	▼	-100.0%	-3
	Truancy	TR	0	▼	-100.0%	-1
		Total		191	▲	29.9%
	GRAND TOTAL		377	▲	14.6%	+48

Filings by Major Case Category**

Category	Summary	Change	% Change	Absolute Change
Adult Criminal	89	▲	+14.1%	+11
Child Dependency	29	▼	-12.1%	-4
Child in Need of Services/Supervision	1	▼	-50.0%	-1
Custody and Visitation	133	▲	+82.2%	+60
Delinquency	17	▲	-15.0%	-3

* Compared to same time period as previous year
 7/10/2024 3:04:11PM

** Case Type Categories are defined in the 2017 Virginia Judicial Workload Assessment
 Source: SCV-SQL-Information

CPSS - JCMS CASELOAD STATISTICS OF THE JUVENILE & DOMESTIC RELATIONS DISTRICT COURTS
 January 2024 thru May 2024 Filings (Compared to January 2023 thru May 2023)

Juvenile Miscellaneous	1	▼	-66.7%	-2
New to Workload Study	2	▲	+100.0%	+1
Other	37	▲	+146.7%	+22
Protective Orders	17	▲	-67.3%	-35
Support	50	▼	+19.0%	+8
Traffic	1	▼	-90.0%	-9
GRAND TOTAL	377	▲	14.6%	+48

2024 Overall GRAND TOTAL		Distribution of Caseload		Change*		Percentage (%) of Caseload			
1,525 +68 4.7% 	2024 2023	Adult	835	55%	11.5% ▲	+86	Adult	2023 51.4%	2024 54.8%
		Juvenile	690	45%	-2.5% ▼	-18	Juvenile	48.6%	45.2%
GRAND TOTAL		1,525	100%	4.7% ▲	+68	GRAND TOTAL	100%	100%	

Filings by Division & Code

Division	Case Type Description	Code	Summary	Change	% Change	Absolute Change	
Adult	Misdemeanor	CM	206	▲	+2.5%	+5	
	Other	OT	168	▲	+22.6%	+31	
	Show Cause	SC	128	▲	+10.3%	+12	
	Civil Support	VS	118	▼	-9.2%	-12	
	Felony	CF	110	▲	+96.4%	+54	
	Family Abuse - Protective Order	FP	58	▼	-6.5%	-4	
	Capias	CA	20	▼	-13.0%	-3	
	Non-Family Abuse Protective Order	AP	9	▲	-	+9	
	Remand Support	RS	9	▲	+50.0%	+3	
	Motion - Protective Order	MP	8	▼	-27.3%	-3	
	Violation of Protective Order	PV	1	▼	-50.0%	-1	
	Restricted License for Non-Support	SL	0	▼	-100.0%	-5	
	Total			835	▲	11.5%	+86
Juvenile	Custody Visitation	CV	348	▼	-4.4%	-16	
	Misdemeanor	DM	79	▼	-19.4%	-19	
	Felony	DF	53	▲	+3.9%	+2	
	Traffic	T	38	▲	+18.8%	+6	
	Abuse and Neglect	AN	31	▲	+72.2%	+13	
	Remand Custody	RC	27	▲	+68.8%	+11	
	Motion - Protective Order	MP	24	▲	+60.0%	+9	
	Truancy	TR	18	▲	+20.0%	+3	
	Non-Family Abuse Protective Order	AP	10	▲	+66.7%	+4	
	Civil Violation	CI	9	▲	+80.0%	+4	
	Status	ST	8	▲	+33.3%	+2	
	Child In Need of Services	CS	7	▲	+600.0%	+6	
	Temporary Detention Order	TD	7	▼	-50.0%	-7	
	Initial Foster Care	IF	4	▼	-33.3%	-2	
	Other	OT	4	↔	-	-	
	Show Cause	SC	4	▲	+33.3%	+1	
	Emergency Custody Order	EC	3	▼	-66.7%	-6	
	Paternity	PT	3	▼	-25.0%	-1	
	Permanency Planning	PH	3	▼	-62.5%	-5	
	Voluntary Continuing Services and Support Agreem	VA	3	▲	+50.0%	+1	
	Foster Care Review	FC	2	▼	-60.0%	-3	
	Special Immigrant Juvenile Status	SI	2	▲	+100.0%	+1	
	Juvenile Support	JS	1	▲	-	+1	
	Relief of Custody	CR	1	▼	-66.7%	-2	
	Remand Visitation	RV	1	▼	-80.0%	-4	
	Emancipation	EP	0	▼	-100.0%	-1	
	Mental Commitment	MC	0	▼	-100.0%	-2	
	Terminate Parental Rights	TP	0	▼	-100.0%	-14	
	Total			690	▼	-2.5%	-18
	GRAND TOTAL			1,525	▲	4.7%	+68

Filings by Major Case Category**

Category	Summary	Change	% Change	Absolute Change
Adult Criminal	431	▲	+22.1%	+78
Child Dependency	44	▼	-21.4%	-12
Child in Need of Services/Supervision	25	▲	+56.3%	+9

* Compared to same time period as previous year
 7/10/2024 3:04:11PM

** Case Type Categories are defined in the 2017 Virginia Judicial Workload Assessment
 Source: SCV-SQL-Information

Custody and Visitation	351	▼	-4.6%	-17
Delinquency	136	▲	-10.5%	-16
Juvenile Miscellaneous	8	▼	+14.3%	+1
New to Workload Study	11	▲	+83.3%	+5
Other	219	▼	+13.5%	+26
Protective Orders	109	▲	+16.0%	+15
Support	153	▲	-15.0%	-27
Traffic	38	▲	+18.8%	+6
GRAND TOTAL	1,525	▲	4.7%	+68

2024 Overall GRAND TOTAL		Distribution of Caseload			Change*		Percentage (%) of Caseload		
1,079 -74 -6.4% 		Adult	565	52%	-3.6% ▼	-21	Adult	50.8%	52.4%
		Juvenile	514	48%	-9.3% ▼	-53	Juvenile	49.2%	47.6%
		GRAND TOTAL	1,079	100%	-6.4% ▼	-74	GRAND TOTAL	100%	100%

Filings by Division & Code

Division	Case Type Description	Code	Summary	Change	% Change	Absolute Change
Adult	Civil Support	VS	123	▲	+28.1%	+27
	Other	OT	105	▲	-5.4%	-6
	Show Cause	SC	105	▼	-21.1%	-28
	Misdemeanor	CM	103	▲	+7.3%	+7
	Family Abuse - Protective Order	FP	55	▲	+17.0%	+8
	Felony	CF	31	▼	-24.4%	-10
	Capias	CA	22	▼	-35.3%	-12
	Violation of Protective Order	PV	12	▼	-14.3%	-2
	Motion - Protective Order	MP	8	▼	-20.0%	-2
	Non-Family Abuse Protective Order	AP	1	↔	-	-
	Remand Support	RS	0	▼	-100.0%	-3
	Total		565	▼	-3.6%	-21
Juvenile	Custody Visitation	CV	346	▲	+7.5%	+24
	Misdemeanor	DM	40	▼	-34.4%	-21
	Traffic	T	15	▲	+66.7%	+6
	Child at Risk	RI	14	▼	-6.7%	-1
	Truancy	TR	14	▼	-12.5%	-2
	Permanency Planning	PH	13	▼	-31.6%	-6
	Motion - Protective Order	MP	12	▼	-7.7%	-1
	Abuse and Neglect	AN	9	▲	+28.6%	+2
	Initial Foster Care	IF	8	▼	-20.0%	-2
	Terminate Parental Rights	TP	7	▲	+250.0%	+5
	Felony	DF	6	▼	-57.1%	-8
	Foster Care Review	FC	6	▼	-68.4%	-13
	Paternity	PT	5	▼	-44.4%	-4
	Voluntary Continuing Services and Support Agree	VA	5	▲	+400.0%	+4
	Non-Family Abuse Protective Order	AP	4	▼	-60.0%	-6
	Temporary Detention Order	TD	3	▼	-62.5%	-5
	Emergency Custody Order	EC	2	▼	-33.3%	-1
	Capias	CA	1	▲	-	+1
	Child In Need of Services	CS	1	▼	-66.7%	-2
	Civil Violation	CI	1	↔	-	-
	Relief of Custody	CR	1	▼	-66.7%	-2
	Status	ST	1	▲	-50.0%	-1
	Emancipation	EP	0	▼	-100.0%	-2
	Entrustment	ET	0	▼	-100.0%	-2
	Family Abuse - Protective Order	FP	0	▼	-100.0%	-2
	Mental Commitment	MC	0	▼	-100.0%	-1
	Other	OT	0	▼	-100.0%	-3
	Qualified Residential Treatment	QR	0	▼	-100.0%	-3
	Remand Custody	RC	0	▼	-100.0%	-3
	Remand Visitation	RV	0	▼	-100.0%	-3
	Show Cause	SC	0	▼	-100.0%	-1
	Total		514	▼	-9.3%	-53
	GRAND TOTAL		1,079	▼	-6.4%	-74

* Compared to same time period as previous year
 7/10/2024 3:04:11PM

** Case Type Categories are defined in the 2017 Virginia Judicial Workload Assessment
 Source: SCV-SQL-Information

Filings by Major Case Category**

Category	Summary	Change	% Change	Absolute Change
Adult Criminal	233	▼	-17.1%	-48
Child Dependency	63	▲	-22.2%	-18
Child in Need of Services/Supervision	15	▼	-21.1%	-4
Custody and Visitation	351	▼	+6.0%	+20
Delinquency	47	▲	-38.2%	-29
Juvenile Miscellaneous	1	▲	-75.0%	-3
New to Workload Study	1	↔		0
Other	110	▲	-18.5%	-25
Protective Orders	80	▼	-3.6%	-3
Support	163	▲	+22.6%	+30
Traffic	15	▲	+66.7%	+6
GRAND TOTAL	1,079	▼	-6.4%	-74

* Compared to same time period as previous year
 7/10/2024 3:04:11PM

** Case Type Categories are defined in the 2017 Virginia Judicial Workload Assessment
 Source: SCV-SQL-Information

2024 Overall GRAND TOTAL		Distribution of Caseload		Change*		Percentage (%) of Caseload			
447 	+31 7.5%	Adult	207	46%	29.4% ▲	+47	Adult	38.5%	46.3%
		Juvenile	240	54%	-6.3% ▼	-16	Juvenile	61.5%	53.7%
GRAND TOTAL		447	100%	7.5% ▲	+31	GRAND TOTAL	100%	100%	

Filings by Division & Code

Division	Case Type Description	Code	Summary	Change	% Change	Absolute Change
Adult	Misdemeanor	CM	61	▲	+56.4%	+22
	Other	OT	47	▲	+34.3%	+12
	Civil Support	VS	37	▲	+5.7%	+2
	Show Cause	SC	26	▲	+52.9%	+9
	Family Abuse - Protective Order	FP	18	▲	+28.6%	+4
	Felony	CF	11	▲	+37.5%	+3
	Motion - Protective Order	MP	3	▲	+50.0%	+1
	Remand Support	RS	2	▲	-	+2
	Restricted License for Non-Support	SL	1	▲	-	+1
	Violation of Protective Order	PV	1	▼	-80.0%	-4
	Capias	CA	0	▼	-100.0%	-3
	Non-Family Abuse Protective Order	AP	0	▼	-100.0%	-2
	Total			207	▲	29.4%
Juvenile	Custody Visitation	CV	158	▲	+1.9%	+3
	Misdemeanor	DM	15	▼	-6.3%	-1
	Abuse and Neglect	AN	14	▲	+40.0%	+4
	Temporary Detention Order	TD	7	▲	+75.0%	+3
	Traffic	T	6	▲	+500.0%	+5
	Foster Care Review	FC	5	▼	-37.5%	-3
	Remand Custody	RC	5	↔	-	-
	Truancy	TR	5	▼	-16.7%	-1
	Emergency Custody Order	EC	3	▲	-	+3
	Felony	DF	3	▼	-25.0%	-1
	Initial Foster Care	IF	3	↔	-	-
	Paternity	PT	3	▼	-40.0%	-2
	Civil Violation	CI	2	▼	-84.6%	-11
	Permanency Planning	PH	2	▼	-33.3%	-1
	Relief of Custody	CR	2	▲	+100.0%	+1
	Terminate Parental Rights	TP	2	▼	-33.3%	-1
	Entrustment	ET	1	▲	-	+1
	Motion - Protective Order	MP	1	▼	-87.5%	-7
	Non-Family Abuse Protective Order	AP	1	▼	-50.0%	-1
	Remand Visitation	RV	1	▼	-80.0%	-4
	Voluntary Continuing Services and Support Agreen	VA	1	↔	-	-
	Child In Need of Services	CS	0	▼	-100.0%	-2
	Status	ST	0	▼	-100.0%	-1
Total			240	▼	-6.3%	-16
GRAND TOTAL			447	▲	7.5%	+31

Filings by Major Case Category**

Category	Summary	Change	% Change	Absolute Change
Adult Criminal	93	▼	+40.9%	+27
Child Dependency	30	▲	+3.4%	+1
Child in Need of Services/Supervision	5	▼	-37.5%	-3
Custody and Visitation	161	▼	+0.6%	+1
Delinquency	18	▼	-10.0%	-2
Juvenile Miscellaneous	0	▼	-100.0%	-1
New to Workload Study	2	▼	-84.6%	-11

* Compared to same time period as previous year
 7/10/2024 3:04:11PM

** Case Type Categories are defined in the 2017 Virginia Judicial Workload Assessment
 Source: SCV-SQL-Information

Other	65	▲	+32.7%	+16
Protective Orders	23	▼	-17.9%	-5
Support	44	▲	+7.3%	+3
Traffic	6	▲	+500.0%	+5
GRAND TOTAL	447	▲	7.5%	+31

2024 Overall GRAND TOTAL		Distribution of Caseload		Change*		Percentage (%) of Caseload			
1,034 +30 3.0% 		Adult	495	48%	9.5% ▲	+43	Adult	45.0%	47.9%
		Juvenile	539	52%	-2.4% ▼	-13	Juvenile	55.0%	52.1%
		GRAND TOTAL	1,034	100%	3.0% ▲	+30	GRAND TOTAL	100%	100%

Filings by Division & Code

Division	Case Type Description	Code	Summary	Change	% Change	Absolute Change	
Adult	Other	OT	116	▲	+45.0%	+36	
	Misdemeanor	CM	109	▼	-11.4%	-14	
	Civil Support	VS	94	▲	+28.8%	+21	
	Show Cause	SC	75	▼	-13.8%	-12	
	Family Abuse - Protective Order	FP	38	▲	+31.0%	+9	
	Felony	CF	38	▲	+8.6%	+3	
	Capias	CA	10	▼	-9.1%	-1	
	Violation of Protective Order	PV	8	▲	+33.3%	+2	
	Remand Support	RS	3	▲	-	+3	
	Motion - Protective Order	MP	2	▼	-71.4%	-5	
	Non-Family Abuse Protective Order	AP	2	▲	+100.0%	+1	
	Total		495	▲	9.5%	+43	
Juvenile	Custody Visitation	CV	314	▼	-10.0%	-35	
	Misdemeanor	DM	41	▲	+2.5%	+1	
	Status	ST	32	▲	+68.4%	+13	
	Abuse and Neglect	AN	29	▲	+45.0%	+9	
	Felony	DF	23	▲	+666.7%	+20	
	Foster Care Review	FC	20	▲	+42.9%	+6	
	Traffic	T	19	▼	-40.6%	-13	
	Permanency Planning	PH	13	▲	+30.0%	+3	
	Remand Custody	RC	7	▲	+133.3%	+4	
	Terminate Parental Rights	TP	7	▲	-	+7	
	Initial Foster Care	IF	6	▼	-45.5%	-5	
	Paternity	PT	5	▼	-16.7%	-1	
	Child In Need of Services	CS	4	▲	+33.3%	+1	
	Motion - Protective Order	MP	4	▲	-	+4	
	Truancy	TR	4	▼	-73.3%	-11	
	Temporary Detention Order	TD	3	↔	-	-	
	Emergency Custody Order	EC	2	▼	-33.3%	-1	
	Non-Family Abuse Protective Order	AP	2	▲	+100.0%	+1	
	Relief of Custody	CR	1	▲	-	+1	
	Restoration of Parental Rights	RR	1	▲	-	+1	
	Show Cause	SC	1	▲	-66.7%	-2	
	Voluntary Continuing Services and Support Agreen	VA	1	▲	-	+1	
	Child at Risk	RI	0	▼	-100.0%	-8	
	Emancipation	EP	0	▼	-100.0%	-1	
	Entrustment	ET	0	▼	-100.0%	-2	
	Mental Commitment	MC	0	▼	-100.0%	-4	
	Other	OT	0	▼	-100.0%	-1	
	Qualified Residential Treatment	QR	0	▼	-100.0%	-1	
		Total		539	▼	-2.4%	-13
	GRAND TOTAL			1,034	▲	3.0%	+30

Filings by Major Case Category**

Category	Summary	Change	% Change	Absolute Change
Adult Criminal	213	▲	-3.6%	-8
Child Dependency	77	▲	+16.7%	+11
Child in Need of Services/Supervision	9	▲	-50.0%	-9
Custody and Visitation	319	▼	-10.1%	-36

* Compared to same time period as previous year
 7/10/2024 3:04:11PM

** Case Type Categories are defined in the 2017 Virginia Judicial Workload Assessment
 Source: SCV-SQL-Information

CPSS - JCMS CASELOAD STATISTICS OF THE JUVENILE & DOMESTIC RELATIONS DISTRICT COURTS
 January 2024 thru May 2024 Filings (Compared to January 2023 thru May 2023)

Delinquency	64	▲	+39.1%	+18
Juvenile Miscellaneous	32	▼	+60.0%	+12
Other	132	▲	+40.4%	+38
Protective Orders	48	▲	+26.3%	+10
Support	121	▼	+6.1%	+7
Traffic	19	▼	-40.6%	-13
GRAND TOTAL	1,034	▲	3.0%	+30

2024 Overall GRAND TOTAL		Distribution of Caseload		Change*		Percentage (%) of Caseload				
829 +73 9.7% 	2024 2023	Adult	400	48%	8.7% ▲	+32	Adult	2023	48.7%	48.3%
		Juvenile	429	52%	10.6% ▲	+41	Juvenile	2024	51.3%	51.7%
GRAND TOTAL		829	100%	9.7% ▲	+73	GRAND TOTAL		100%	100%	

Filings by Division & Code

Division	Case Type Description	Code	Summary	Change	% Change	Absolute Change
Adult	Misdemeanor	CM	140	▲	+17.6%	+21
	Other	OT	66	▼	-25.0%	-22
	Show Cause	SC	57	▲	+26.7%	+12
	Civil Support	VS	46	▲	+4.5%	+2
	Family Abuse - Protective Order	FP	28	▲	+27.3%	+6
	Capias	CA	26	▲	+13.0%	+3
	Felony	CF	17	▼	-15.0%	-3
	Remand Support	RS	13	▲	+160.0%	+8
	Violation of Protective Order	PV	4	▲	+300.0%	+3
	Motion - Protective Order	MP	2	▲	+100.0%	+1
	Protective Order	PC	1	▲	-	+1
		Total		400	▲	8.7%
Juvenile	Custody Visitation	CV	176	▼	-7.4%	-14
	Status	ST	47	▲	+34.3%	+12
	Misdemeanor	DM	30	▲	+20.0%	+5
	Remand Custody	RC	26	▲	+420.0%	+21
	Remand Visitation	RV	26	▲	+420.0%	+21
	Felony	DF	25	▲	+316.7%	+19
	Foster Care Review	FC	23	▲	+9.5%	+2
	Permanency Planning	PH	18	▼	-14.3%	-3
	Traffic	T	17	↔	-	-
	Initial Foster Care	IF	10	▲	+25.0%	+2
	Paternity	PT	8	▼	-57.9%	-11
	Abuse and Neglect	AN	6	▼	-25.0%	-2
	Truancy	TR	5	▲	+66.7%	+2
	Voluntary Continuing Services and Support Agree	VA	5	↔	-	-
	Civil Violation	CI	2	▲	+100.0%	+1
	Terminate Parental Rights	TP	2	▼	-71.4%	-5
	Capias	CA	1	▲	-	+1
	Child In Need of Services	CS	1	↔	-	-
	Entrustment	ET	1	▲	-	+1
	Family Abuse - Protective Order	FP	0	▼	-100.0%	-5
	Non-Family Abuse Protective Order	AP	0	▼	-100.0%	-2
	Other	OT	0	▼	-100.0%	-2
	Qualified Residential Treatment	QR	0	▼	-100.0%	-2
		Total		429	▲	10.6%
GRAND TOTAL			829	▲	9.7%	+73

Filings by Major Case Category**

Category	Summary	Change	% Change	Absolute Change
Adult Criminal	215	▲	+4.9%	+10
Child Dependency	65	▲	-9.7%	-7
Child in Need of Services/Supervision	6	▲	+50.0%	+2
Custody and Visitation	184	▼	-12.0%	-25
Delinquency	56	▲	+80.6%	+25
Juvenile Miscellaneous	47	▲	+34.3%	+12
New to Workload Study	2	▲	+100.0%	+1
Other	131	▲	+24.8%	+26

* Compared to same time period as previous year
 7/10/2024 3:04:11PM

** Case Type Categories are defined in the 2017 Virginia Judicial Workload Assessment
 Source: SCV-SQL-Information

CPSS - JCMS CASELOAD STATISTICS OF THE JUVENILE & DOMESTIC RELATIONS DISTRICT COURTS
 January 2024 thru May 2024 Filings (Compared to January 2023 thru May 2023)

Protective Orders	30	▼		0
Support	76	▲	+61.7%	+29
Traffic	17	↔		0
GRAND TOTAL	829	▲	9.7%	+73

2024 Overall GRAND TOTAL		Distribution of Caseload			Change*		Percentage (%) of Caseload		
1,433	+113 8.6%	Adult	745	52%	28.9% ▲	+167	Adult	43.8%	52.0%
2024		Juvenile	688	48%	-7.3% ▼	-54	Juvenile	56.2%	48.0%
2023		GRAND TOTAL	1,433	100%	8.6% ▲	+113	GRAND TOTAL	100%	100%

Filings by Division & Code

Division	Case Type Description	Code	Summary	Change	% Change	Absolute Change	
Adult	Show Cause	SC	252	▲	+137.7%	+146	
	Misdemeanor	CM	150	▲	+23.0%	+28	
	Other	OT	112	▲	+4.7%	+5	
	Civil Support	VS	93	▲	+27.4%	+20	
	Capias	CA	62	▲	+3.3%	+2	
	Family Abuse - Protective Order	FP	30	▼	-34.8%	-16	
	Felony	CF	28	▼	-31.7%	-13	
	Remand Support	RS	8	▼	-27.3%	-3	
	Motion - Protective Order	MP	6	▲	+20.0%	+1	
	Violation of Protective Order	PV	3	▼	-40.0%	-2	
	Non-Family Abuse Protective Order	AP	1	▼	-50.0%	-1	
	Total		745	▲	28.9%	+167	
Juvenile	Custody Visitation	CV	329	▼	-25.1%	-110	
	Misdemeanor	DM	92	▲	+155.6%	+56	
	Status	ST	81	▲	+6.6%	+5	
	Permanency Planning	PH	27	▲	+575.0%	+23	
	Felony	DF	25	▲	+400.0%	+20	
	Traffic	T	22	▲	+100.0%	+11	
	Motion - Protective Order	MP	21	▼	-27.6%	-8	
	Foster Care Review	FC	19	▼	-13.6%	-3	
	Paternity	PT	19	▲	+26.7%	+4	
	Remand Custody	RC	14	▼	-22.2%	-4	
	Remand Visitation	RV	14	▼	-22.2%	-4	
	Temporary Detention Order	TD	6	▲	+200.0%	+4	
	Abuse and Neglect	AN	4	▼	-87.5%	-28	
	Show Cause	SC	4	↔		-	
	Truancy	TR	4	▼	-33.3%	-2	
	Emergency Custody Order	EC	2	↔		-	
	Non-Family Abuse Protective Order	AP	2	▼	-33.3%	-1	
	Child In Need of Services	CS	1	↔		-	
	Relief of Custody	CR	1	▼	-66.7%	-2	
	Terminate Parental Rights	TP	1	▲	-	+1	
	Entrustment	ET	0	▼	-100.0%	-2	
	Initial Foster Care	IF	0	▼	-100.0%	-12	
	Mental Commitment	MC	0	▼	-100.0%	-1	
	Qualified Residential Treatment	QR	0	▼	-100.0%	-1	
		Total		688	▼	-7.3%	-54
	GRAND TOTAL			1,433	▲	8.6%	+113

Filings by Major Case Category**

Category	Summary	Change	% Change	Absolute Change
Adult Criminal	449	▲	+51.2%	+152
Child Dependency	52	▲	-31.6%	-24
Child in Need of Services/Supervision	5	▼	-28.6%	-2
Custody and Visitation	348	▲	-23.3%	-106
Delinquency	121	▲	+168.9%	+76
Juvenile Miscellaneous	81	▲	+6.6%	+5
Other	156	▲	-1.9%	-3

* Compared to same time period as previous year
 7/10/2024 3:04:11PM

** Case Type Categories are defined in the 2017 Virginia Judicial Workload Assessment
 Source: SCV-SQL-Information

CPSS - JCMS CASELOAD STATISTICS OF THE JUVENILE & DOMESTIC RELATIONS DISTRICT COURTS
 January 2024 thru May 2024 Filings (Compared to January 2023 thru May 2023)

Protective Orders	60	▼	-29.4%	-25
Support	139	▲	+26.4%	+29
Traffic	22	▲	+100.0%	+11
GRAND TOTAL	1,433	▲	8.6%	+113

2024 Overall GRAND TOTAL		Distribution of Caseload			Change*		Percentage (%) of Caseload		
1,428 -46 -3.1% 		Adult	700	49%	-2.5% ▼	-18	Adult	48.7%	49.0%
		Juvenile	728	51%	-3.7% ▼	-28	Juvenile	51.3%	51.0%
		GRAND TOTAL	1,428	100%	-3.1% ▼	-46	GRAND TOTAL	100%	100%

Filings by Division & Code

Division	Case Type Description	Code	Summary	Change	% Change	Absolute Change
Adult	Misdemeanor	CM	181	▲	+2.8%	+5
	Felony	CF	127	▲	+17.6%	+19
	Other	OT	115	▼	-28.6%	-46
	Civil Support	VS	71	▲	+12.7%	+8
	Show Cause	SC	67	▲	-	-
	Family Abuse - Protective Order	FP	47	▼	-19.0%	-11
	Capias	CA	40	▲	-21.6%	-11
	Violation of Protective Order	PV	22	▲	+175.0%	+14
	Motion - Protective Order	MP	12	▼	-40.0%	-8
	Remand Support	RS	10	▲	+233.3%	+7
	Bond Forfeiture	BF	3	▲	-	+3
	Protective Order	PC	2	▲	+100.0%	+1
	Restricted License for Non-Support	SL	2	▲	-	+2
	Criminal Support	CS	1	▲	-	+1
	Non-Family Abuse Protective Order	AP	0	▼	-100.0%	-2
	Total		700	▼	-2.5%	-18
Juvenile	Custody Visitation	CV	383	▼	-12.0%	-52
	Permanency Planning	PH	51	▲	+54.5%	+18
	Status	ST	36	▲	+44.0%	+11
	Remand Visitation	RV	32	▲	+77.8%	+14
	Foster Care Review	FC	31	▲	+55.0%	+11
	Remand Custody	RC	30	▲	+76.5%	+13
	Misdemeanor	DM	23	▼	-36.1%	-13
	Traffic	T	23	▼	-23.3%	-7
	Felony	DF	20	▼	-44.4%	-16
	Initial Foster Care	IF	16	▼	-33.3%	-8
	Terminate Parental Rights	TP	16	↔	-	-
	Abuse and Neglect	AN	15	▼	-21.1%	-4
	Paternity	PT	12	▼	-7.7%	-1
	Truancy	TR	9	▲	+28.6%	+2
	Temporary Detention Order	TD	6	▲	+100.0%	+3
	Motion - Protective Order	MP	5	▲	-	+5
	Non-Family Abuse Protective Order	AP	5	▼	-16.7%	-1
	Voluntary Continuing Services and Support Agreen	VA	5	▲	+66.7%	+2
	Emergency Custody Order	EC	3	▲	-	+3
	Other	OT	3	▼	-40.0%	-2
	Civil Violation	CI	2	▲	-	+2
	Child In Need of Services	CS	1	▲	-	+1
	Relief of Custody	CR	1	▼	-75.0%	-3
	Qualified Residential Treatment	QR	0	▼	-100.0%	-6
		Total		728	▼	-3.7%
	GRAND TOTAL		1,428	▼	-3.1%	-46

Filings by Major Case Category**

Category	Summary	Change	% Change	Absolute Change
Adult Criminal	431	▲	+6.7%	+27
Child Dependency	135	▼	+8.0%	+10
Child in Need of Services/Supervision	10	▲	+42.9%	+3
Custody and Visitation	395	▼	-11.8%	-53

* Compared to same time period as previous year
 7/10/2024 3:04:11PM

** Case Type Categories are defined in the 2017 Virginia Judicial Workload Assessment
 Source: SCV-SQL-Information

Delinquency	43	▼	-40.3%	-29
Juvenile Miscellaneous	36	▲	+44.0%	+11
New to Workload Study	2	▲	-	+2
Other	199	▲	-3.9%	-8
Protective Orders	69	▲	-19.8%	-17
Support	85	▲	+21.4%	+15
Traffic	23	▼	-23.3%	-7
GRAND TOTAL	1,428	▼	-3.1%	-46

2024 Overall GRAND TOTAL		Distribution of Caseload		Change*		Percentage (%) of Caseload		
756	-83 -9.9%	Adult	347 46%	-10.3% ▼	-40	Adult	46.1%	45.9%
2024		Juvenile	409 54%	-9.5% ▼	-43	Juvenile	53.9%	54.1%
2023		GRAND TOTAL	756 100%	-9.9% ▼	-83	GRAND TOTAL	100%	100%

Filings by Division & Code

Division	Case Type Description	Code	Summary	Change	% Change	Absolute Change
Adult	Other	OT	106	▼	-9.4%	-11
	Show Cause	SC	100	▲	+72.4%	+42
	Misdemeanor	CM	41	▼	-43.1%	-31
	Civil Support	VS	36	▼	-14.3%	-6
	Capias	CA	28	▼	-3.4%	-1
	Family Abuse - Protective Order	FP	15	▼	-31.8%	-7
	Felony	CF	14	▼	-54.8%	-17
	Motion - Protective Order	MP	2	↔		-
	Remand Support	RS	2	▼	-66.7%	-4
	Restricted License for Non-Support	SL	2	▲	+100.0%	+1
	Non-Family Abuse Protective Order	AP	1	▼	-75.0%	-3
	Bond Forfeiture	BF	0	▼	-100.0%	-2
	Violation of Protective Order	PV	0	▼	-100.0%	-1
	Total		347	▼	-10.3%	-40
Juvenile	Custody Visitation	CV	202	▼	-18.2%	-45
	Permanency Planning	PH	34	▲	+17.2%	+5
	Terminate Parental Rights	TP	31	▲	+520.0%	+26
	Child at Risk	RI	25	▲	+733.3%	+22
	Truancy	TR	23	▼	-48.9%	-22
	Abuse and Neglect	AN	15	▲	+7.1%	+1
	Initial Foster Care	IF	15	▼	-21.1%	-4
	Foster Care Review	FC	12	▼	-63.6%	-21
	Entrustment	ET	10	▲	-	+10
	Misdemeanor	DM	9	▲	+80.0%	+4
	Traffic	T	8	▼	-46.7%	-7
	Child In Need of Services	CS	4	▲	+100.0%	+2
	Status	ST	3	▼	-50.0%	-3
	Voluntary Continuing Services and Support Agreen	VA	3	▲	-	+3
	Civil Violation	CI	2	▲	-	+2
	Felony	DF	2	↔		-
	Motion - Protective Order	MP	2	↔		-
	Paternity	PT	2	↔		-
	Relief of Custody	CR	2	▲	+100.0%	+1
	Capias	CA	1	▲	-	+1
	Emancipation	EP	1	▲	-	+1
	Non-Family Abuse Protective Order	AP	1	▼	-83.3%	-5
	Remand Custody	RC	1	▼	-85.7%	-6
Remand Visitation	RV	1	▼	-88.9%	-8	
	Total		409	▼	-9.5%	-43
	GRAND TOTAL		756	▼	-9.9%	-83

Filings by Major Case Category**

Category	Summary	Change	% Change	Absolute Change
Adult Criminal	170	▼	-1.2%	-2
Child Dependency	147	▲	+41.3%	+43
Child in Need of Services/Supervision	27	▲	-42.6%	-20
Custody and Visitation	204	▼	-18.1%	-45
Delinquency	12	▲	+71.4%	+5

Juvenile Miscellaneous	4	▲	-33.3%	-2
New to Workload Study	2	▲	-	+2
Other	110	▼	-20.9%	-29
Protective Orders	21	▼	-41.7%	-15
Support	51	▲	-20.3%	-13
Traffic	8	▼	-46.7%	-7
GRAND TOTAL	756	▼	-9.9%	-83

2024 Overall GRAND TOTAL		Distribution of Caseload			Change*		Percentage (%) of Caseload		
435 -13.3% 	-67	Adult	178	41%	-21.2% ▼	-48	Adult	45.0%	40.9%
		Juvenile	257	59%	-6.9% ▼	-19	Juvenile	55.0%	59.1%
		GRAND TOTAL	435	100%	-13.3% ▼	-67	GRAND TOTAL	100%	100%

Filings by Division & Code

Division	Case Type Description	Code	Summary	Change	% Change	Absolute Change
Adult	Show Cause	SC	40	▲	+11.1%	+4
	Other	OT	37	▼	+19.4%	+6
	Civil Support	VS	34	▼	-49.3%	-33
	Misdemeanor	CM	30	▼	-26.8%	-11
	Capias	CA	18	▲	+50.0%	+6
	Family Abuse - Protective Order	FP	11	▼	-57.7%	-15
	Felony	CF	3	▼	-66.7%	-6
	Motion - Protective Order	MP	3	▲	+50.0%	+1
	Non-Family Abuse Protective Order	AP	1	↔		-
	Remand Support	RS	1	↔		-
	Total		178	▼	-21.2%	-48
Juvenile	Custody Visitation	CV	168	▼	-4.0%	-7
	Misdemeanor	DM	24	▲	+100.0%	+12
	Permanency Planning	PH	12	▼	-42.9%	-9
	Truancy	TR	11	▲	+57.1%	+4
	Felony	DF	7	▲	+75.0%	+3
	Status	ST	5	▲		-
	Entrustment	ET	4	▼	-42.9%	-3
	Terminate Parental Rights	TP	4	↔		-
	Initial Foster Care	IF	3	▼	-40.0%	-2
	Traffic	T	3	▼	-72.7%	-8
	Abuse and Neglect	AN	2	▼	-50.0%	-2
	Child at Risk	RI	2	▲		+2
	Child In Need of Services	CS	2	▼	-66.7%	-4
	Foster Care Review	FC	2	▼	-60.0%	-3
	Paternity	PT	2	▲	+100.0%	+1
	Voluntary Continuing Services and Support Agree	VA	2	▲		+2
	Motion - Protective Order	MP	1	↔		-
	Other	OT	1	▲		-
	Relief of Custody	CR	1	▲		+1
	Show Cause	SC	1	▼	-50.0%	-1
	Emergency Custody Order	EC	0	▼	-100.0%	-1
	Mental Commitment	MC	0	▼	-100.0%	-1
	Qualified Residential Treatment	QR	0	▼	-100.0%	-1
	Remand Custody	RC	0	▼	-100.0%	-1
	Temporary Detention Order	TD	0	▼	-100.0%	-1
	Total		257	▼	-6.9%	-19
	GRAND TOTAL		435	▼	-13.3%	-67

Filings by Major Case Category**

Category	Summary	Change	% Change	Absolute Change
Adult Criminal	71	▼	-10.1%	-8
Child Dependency	32	▲	-31.9%	-15
Child in Need of Services/Supervision	13	▼	-7.1%	-1
Custody and Visitation	170	▲	-3.4%	-6
Delinquency	32	▲	+88.2%	+15
Juvenile Miscellaneous	5	▼	-16.7%	-1
Other	39	▲	+8.3%	+3

* Compared to same time period as previous year
 7/10/2024 3:04:11PM

** Case Type Categories are defined in the 2017 Virginia Judicial Workload Assessment
 Source: SCV-SQL-Information

CPSS - JCMS CASELOAD STATISTICS OF THE JUVENILE & DOMESTIC RELATIONS DISTRICT COURTS
January 2024 thru May 2024 Filings (Compared to January 2023 thru May 2023)

Dickenson

District: 29 FIPS: 051

Protective Orders	16	▼	-46.7%	-14
Support	54	▼	-37.2%	-32
Traffic	3	▼	-72.7%	-8
GRAND TOTAL	435	▼	-13.3%	-67

2024 Overall GRAND TOTAL		Distribution of Caseload		Change*		Percentage (%) of Caseload			
1,031	-77 -6.9%	Adult	559	54%	-23.7% ▼	-174	Adult	66.2%	54.2%
2024		Juvenile	472	46%	25.9% ▲	+97	Juvenile	33.8%	45.8%
2023		GRAND TOTAL	1,031	100%	-6.9% ▼	-77	GRAND TOTAL	100%	100%

Filings by Division & Code

Division	Case Type Description	Code	Summary	Change	% Change	Absolute Change	
Adult	Show Cause	SC	165	▼	-56.9%	-218	
	Misdemeanor	CM	129	▲	+38.7%	+36	
	Other	OT	93	▼	+1.1%	+1	
	Civil Support	VS	45	▼	-23.7%	-14	
	Felony	CF	35	▲	+84.2%	+16	
	Family Abuse - Protective Order	FP	30	▼	-23.1%	-9	
	Capias	CA	29	▲	+16.0%	+4	
	Remand Support	RS	11	▲	+83.3%	+5	
	Bond Forfeiture	BF	8	▲	+33.3%	+2	
	Motion - Protective Order	MP	8	▲	+14.3%	+1	
	Violation of Protective Order	PV	5	▲	+150.0%	+3	
	Non-Family Abuse Protective Order	AP	1	▼	-50.0%	-1	
		Total		559	▼	-23.7%	-174
Juvenile	Custody Visitation	CV	199	▲	+4.2%	+8	
	Misdemeanor	DM	53	▲	+253.3%	+38	
	Permanency Planning	PH	32	▼	-11.1%	-4	
	Terminate Parental Rights	TP	26	▲	-	+26	
	Abuse and Neglect	AN	21	▲	+40.0%	+6	
	Entrustment	ET	21	▲	+425.0%	+17	
	Foster Care Review	FC	18	↔	-	-	
	Traffic	T	18	▲	+200.0%	+12	
	Remand Custody	RC	13	▲	+62.5%	+5	
	Remand Visitation	RV	13	▲	+62.5%	+5	
	Truancy	TR	12	▼	-40.0%	-8	
	Initial Foster Care	IF	10	▼	-9.1%	-1	
	Motion - Protective Order	MP	10	▲	+25.0%	+2	
	Relief of Custody	CR	6	▲	+500.0%	+5	
	Felony	DF	4	▲	+33.3%	+1	
	Child In Need of Services	CS	3	▲	+50.0%	+1	
	Emergency Custody Order	EC	2	↔	-	-	
	Other	OT	2	↔	-	-	
	Paternity	PT	2	▼	-60.0%	-3	
	Temporary Detention Order	TD	2	↔	-	-	
	Capias	CA	1	↔	-	-	
	Mental Commitment	MC	1	▲	-	+1	
	Non-Family Abuse Protective Order	AP	1	▼	-66.7%	-2	
	Show Cause	SC	1	▲	-50.0%	-1	
	Voluntary Continuing Services and Support Agreem	VA	1	▼	-50.0%	-1	
	Child at Risk	RI	0	▼	-100.0%	-1	
	Civil Violation	CI	0	▼	-100.0%	-2	
	Qualified Residential Treatment	QR	0	▼	-100.0%	-1	
	Status	ST	0	▼	-100.0%	-6	
		Total		472	▲	25.9%	+97
	GRAND TOTAL			1,031	▼	-6.9%	-77

Filings by Major Case Category**

Category	Summary	Change	% Change	Absolute Change
Adult Criminal	319	▲	-34.6%	-169
Child Dependency	135	▲	+51.7%	+46

* Compared to same time period as previous year
 7/10/2024 3:04:11PM

** Case Type Categories are defined in the 2017 Virginia Judicial Workload Assessment
 Source: SCV-SQL-Information

CPSS - JCMS CASELOAD STATISTICS OF THE JUVENILE & DOMESTIC RELATIONS DISTRICT COURTS
 January 2024 thru May 2024 Filings (Compared to January 2023 thru May 2023)

Child in Need of Services/Supervision	15	▼	-37.5%	-9
Custody and Visitation	201	▼	+2.6%	+5
Delinquency	59	▲	+210.5%	+40
Juvenile Miscellaneous	0	▼	-100.0%	-6
New to Workload Study	0	▼	-100.0%	-2
Other	137	▲	+14.2%	+17
Protective Orders	50	▼	-15.3%	-9
Support	97	▲	-2.0%	-2
Traffic	18	▲	+200.0%	+12
GRAND TOTAL	1,031	▼	-6.9%	-77

2024 Overall GRAND TOTAL		Distribution of Caseload			Change*		Percentage (%) of Caseload		
1,306	-55 -4.0%	Adult	722	55%	20.9% ▲	+125	Adult	43.9%	55.3%
2024		Juvenile	584	45%	-23.6% ▼	-180	Juvenile	56.1%	44.7%
2023		GRAND TOTAL	1,306	100%	-4.0% ▼	-55	GRAND TOTAL	100%	100%

Filings by Division & Code

Division	Case Type Description	Code	Summary	Change	% Change	Absolute Change
Adult	Misdemeanor	CM	200	▲	+47.1%	+64
	Other	OT	154	▲	+10.8%	+15
	Show Cause	SC	109	▲	+1.9%	+2
	Civil Support	VS	84	▲	+3.7%	+3
	Felony	CF	69	▲	+91.7%	+33
	Family Abuse - Protective Order	FP	50	▲	+19.0%	+8
	Capias	CA	40	▼	-11.1%	-5
	Motion - Protective Order	MP	6	↔		-
	Non-Family Abuse Protective Order	AP	5	▲	+400.0%	+4
	Remand Support	RS	4	↔		-
	Restricted License for Non-Support	SL	1	▲	-	+1
		Total		722	▲	20.9%
Juvenile	Custody Visitation	CV	343	▼	-22.2%	-98
	Motion - Protective Order	MP	32	▼	-22.0%	-9
	Misdemeanor	DM	26	▼	-13.3%	-4
	Traffic	T	26	▲	+13.0%	+3
	Abuse and Neglect	AN	21	▼	-57.1%	-28
	Remand Custody	RC	20	↔		-
	Foster Care Review	FC	18	▲	+20.0%	+3
	Permanency Planning	PH	17	▼	-55.3%	-21
	Status	ST	16	▲	+433.3%	+13
	Initial Foster Care	IF	12	▲	+20.0%	+2
	Truancy	TR	10	▼	-16.7%	-2
	Felony	DF	9	▲	+350.0%	+7
	Show Cause	SC	7	▲	+133.3%	+4
	Paternity	PT	5	▼	-28.6%	-2
	Child In Need of Services	CS	4	▲	+100.0%	+2
	Other	OT	3	▼	-40.0%	-2
	Relief of Custody	CR	3	▲	+200.0%	+2
	Temporary Detention Order	TD	3	▼	-66.7%	-6
	Terminate Parental Rights	TP	3	▼	-86.4%	-19
	Child at Risk	RI	2	▲	-	+2
	Non-Family Abuse Protective Order	AP	2	▼	-77.8%	-7
	Emergency Custody Order	EC	1	▼	-80.0%	-4
	Voluntary Continuing Services and Support Agreen	VA	1	▼	-66.7%	-2
	Civil Violation	CI	0	▼	-100.0%	-1
	Entrustment	ET	0	▼	-100.0%	-9
	Mental Commitment	MC	0	▼	-100.0%	-2
	Protective Order	PC	0	▼	-100.0%	-1
	Qualified Residential Treatment	QR	0	▼	-100.0%	-1
	Total		584	▼	-23.6%	-180
GRAND TOTAL			1,306	▼	-4.0%	-55

Filings by Major Case Category**

Category	Summary	Change	% Change	Absolute Change
Adult Criminal	375	▲	+28.0%	+82
Child Dependency	77	▲	-48.0%	-71
Child in Need of Services/Supervision	14	▲		0
Custody and Visitation	348	▼	-22.3%	-100

* Compared to same time period as previous year
 7/10/2024 3:04:11PM

** Case Type Categories are defined in the 2017 Virginia Judicial Workload Assessment
 Source: SCV-SQL-Information

Delinquency	42	▲	+16.7%	+6
Juvenile Miscellaneous	16	▲	+433.3%	+13
New to Workload Study	0	▼	-100.0%	-1
Other	185	▼	+0.5%	+1
Protective Orders	95	▲	-4.0%	-4
Support	128	▲	+14.3%	+16
Traffic	26	▲	+13.0%	+3
GRAND TOTAL	1,306	▼	-4.0%	-55

2024 Overall GRAND TOTAL		Distribution of Caseload		Change*		Percentage (%) of Caseload		
682	-77 -10.1%	Adult	313 46%	-12.3% ▼	-44	Adult	2023 47.0%	2024 45.9%
2024		Juvenile	369 54%	-8.2% ▼	-33	Juvenile	53.0%	54.1%
2023		GRAND TOTAL	682 100%	-10.1% ▼	-77	GRAND TOTAL	100%	100%

Filings by Division & Code

Division	Case Type Description	Code	Summary	Change	% Change	Absolute Change	
Adult	Other	OT	78	▲	-6.0%	-5	
	Show Cause	SC	63	▼	-23.2%	-19	
	Misdemeanor	CM	51	▼	-17.7%	-11	
	Civil Support	VS	35	▼	-16.7%	-7	
	Capias	CA	30	▲	+57.9%	+11	
	Family Abuse - Protective Order	FP	23	▼	-42.5%	-17	
	Remand Support	RS	15	▲	+15.4%	+2	
	Felony	CF	13	▲	+160.0%	+8	
	Motion - Protective Order	MP	2	▼	-50.0%	-2	
	Non-Family Abuse Protective Order	AP	2	▼	-33.3%	-1	
	Restricted License for Non-Support	SL	1	▼	-50.0%	-1	
	Bond Forfeiture	BF	0	▼	-100.0%	-1	
	Protective Order	PC	0	▼	-100.0%	-1	
		Total		313	▼	-12.3%	-44
Juvenile	Custody Visitation	CV	125	▼	-33.9%	-64	
	Abuse and Neglect	AN	39	▲	+18.2%	+6	
	Traffic	T	32	▲	+45.5%	+10	
	Misdemeanor	DM	28	▲	+115.4%	+15	
	Foster Care Review	FC	26	▲	+85.7%	+12	
	Permanency Planning	PH	24	▼	-20.0%	-6	
	Remand Custody	RC	22	▲	+29.4%	+5	
	Initial Foster Care	IF	21	▲	+90.9%	+10	
	Truancy	TR	14	▲	+7.7%	+1	
	Terminate Parental Rights	TP	13	▼	-48.0%	-12	
	Paternity	PT	5	▲	+400.0%	+4	
	Entrustment	ET	4	▲	-	+4	
	Non-Family Abuse Protective Order	AP	4	▲	+100.0%	+2	
	Relief of Custody	CR	3	▲	+200.0%	+2	
	Show Cause	SC	2	▼	-50.0%	-2	
	Status	ST	2	▲	-60.0%	-3	
	Child In Need of Services	CS	1	↔	-	-	
	Emancipation	EP	1	▲	-	+1	
	Felony	DF	1	▼	-80.0%	-4	
	Other	OT	1	▼	-50.0%	-1	
	Voluntary Continuing Services and Support Agreem	VA	1	▲	-	+1	
	Capias	CA	0	▼	-100.0%	-1	
	Emergency Custody Order	EC	0	▼	-100.0%	-1	
	Qualified Residential Treatment	QR	0	▼	-100.0%	-2	
	Remand Visitation	RV	0	▼	-100.0%	-8	
	Temporary Detention Order	TD	0	▼	-100.0%	-2	
		Total		369	▼	-8.2%	-33
	GRAND TOTAL			682	▼	-10.1%	-77

Filings by Major Case Category**

Category	Summary	Change	% Change	Absolute Change
Adult Criminal	114	▼	-17.4%	-24
Child Dependency	131	▲	+12.9%	+15
Child in Need of Services/Supervision	15	▲	+7.1%	+1
Custody and Visitation	130	▲	-31.6%	-60

* Compared to same time period as previous year
 7/10/2024 3:04:11PM

** Case Type Categories are defined in the 2017 Virginia Judicial Workload Assessment
 Source: SCV-SQL-Information

CPSS - JCMS CASELOAD STATISTICS OF THE JUVENILE & DOMESTIC RELATIONS DISTRICT COURTS
 January 2024 thru May 2024 Filings (Compared to January 2023 thru May 2023)

Lee

District: 30 FIPS: 105

Delinquency	31	▼	+34.8%	+8
Juvenile Miscellaneous	3	▲	-40.0%	-2
Other	116	▼	-7.9%	-10
Protective Orders	31	▼	-36.7%	-18
Support	79	▲	+3.9%	+3
Traffic	32	▲	+45.5%	+10
GRAND TOTAL	682	▼	-10.1%	-77

2024 Overall GRAND TOTAL		Distribution of Caseload		Change*		Percentage (%) of Caseload			
570 -47 -7.6% 		Adult	207	36%	-23.3% ▼	-63	Adult	43.8%	36.3%
		Juvenile	363	64%	4.6% ▲	+16	Juvenile	56.2%	63.7%
		GRAND TOTAL	570	100%	-7.6% ▼	-47	GRAND TOTAL	100%	100%

Filings by Division & Code

Division	Case Type Description	Code	Summary	Change	% Change	Absolute Change
Adult	Other	OT	51	▲	+27.5%	+11
	Misdemeanor	CM	44	▼	-56.9%	-58
	Civil Support	VS	33	▲	+200.0%	+22
	Felony	CF	22	↔		-
	Show Cause	SC	21	▼	-41.7%	-15
	Capias	CA	14	▼	-44.0%	-11
	Family Abuse - Protective Order	FP	13	▼	-27.8%	-5
	Motion - Protective Order	MP	4	▼	-42.9%	-3
	Remand Support	RS	4	▼	-42.9%	-3
	Non-Family Abuse Protective Order	AP	1	▼	-50.0%	-1
	Total		207	▼	-23.3%	-63
Juvenile	Custody Visitation	CV	116	▼	-15.3%	-21
	Misdemeanor	DM	116	▲	+262.5%	+84
	Traffic	T	29	▼	-34.1%	-15
	Permanency Planning	PH	15	▼	-6.3%	-1
	Truancy	TR	14	▼	-12.5%	-2
	Foster Care Review	FC	13	▲	+44.4%	+4
	Terminate Parental Rights	TP	10	▲	+66.7%	+4
	Abuse and Neglect	AN	9	▼	-30.8%	-4
	Initial Foster Care	IF	8	▼	-11.1%	-1
	Remand Custody	RC	6	▼	-50.0%	-6
	Remand Visitation	RV	6	▼	-50.0%	-6
	Child In Need of Services	CS	5	▼	-44.4%	-4
	Felony	DF	4	▼	-71.4%	-10
	Paternity	PT	4	▲	+100.0%	+2
	Capias	CA	2	▲	+100.0%	+1
	Non-Family Abuse Protective Order	AP	2	▲	+100.0%	+1
	Voluntary Continuing Services and Support Agreen	VA	2	↔		-
	Civil Violation	CI	1	▼	-50.0%	-1
	Show Cause	SC	1	▲	-	+1
	Emergency Custody Order	EC	0	▼	-100.0%	-1
	Relief of Custody	CR	0	▼	-100.0%	-3
	Status	ST	0	▼	-100.0%	-5
	Temporary Detention Order	TD	0	▼	-100.0%	-1
	Total		363	▲	4.6%	+16
	GRAND TOTAL		570	▼	-7.6%	-47

Filings by Major Case Category**

Category	Summary	Change	% Change	Absolute Change
Adult Criminal	94	▼	-45.0%	-77
Child Dependency	57	▼	-1.7%	-1
Child in Need of Services/Supervision	19	▼	-24.0%	-6
Custody and Visitation	121	▲	-12.9%	-18
Delinquency	122	▲	+159.6%	+75
Juvenile Miscellaneous	0	▼	-100.0%	-5
New to Workload Study	1	▼	-50.0%	-1
Other	67	▼	-8.2%	-6
Protective Orders	20	▼	-28.6%	-8

* Compared to same time period as previous year
 7/10/2024 3:04:11PM

** Case Type Categories are defined in the 2017 Virginia Judicial Workload Assessment
 Source: SCV-SQL-Information

CPSS - JCMS CASELOAD STATISTICS OF THE JUVENILE & DOMESTIC RELATIONS DISTRICT COURTS
 January 2024 thru May 2024 Filings (Compared to January 2023 thru May 2023)

Scott

District: 30 FIPS: 169

Support	40	▲	+60.0%	+15
Traffic	29	▼	-34.1%	-15
GRAND TOTAL	570	▼	-7.6%	-47

2024 Overall GRAND TOTAL	Distribution of Caseload	Change*	Percentage (%) of Caseload																								
1,577 +39 2.5% 	<table border="1"> <tr> <td>Adult</td> <td>772</td> <td>49%</td> <td>4.9% ▲</td> <td>+36</td> </tr> <tr> <td>Juvenile</td> <td>805</td> <td>51%</td> <td>0.4% ▲</td> <td>+3</td> </tr> <tr> <td>GRAND TOTAL</td> <td>1,577</td> <td>100%</td> <td>2.5% ▲</td> <td>+39</td> </tr> </table>	Adult	772	49%	4.9% ▲	+36	Juvenile	805	51%	0.4% ▲	+3	GRAND TOTAL	1,577	100%	2.5% ▲	+39		<table border="1"> <tr> <td>Adult</td> <td>2023: 47.9%</td> <td>2024: 49.0%</td> </tr> <tr> <td>Juvenile</td> <td>2023: 52.1%</td> <td>2024: 51.0%</td> </tr> <tr> <td>GRAND TOTAL</td> <td>100%</td> <td>100%</td> </tr> </table>	Adult	2023: 47.9%	2024: 49.0%	Juvenile	2023: 52.1%	2024: 51.0%	GRAND TOTAL	100%	100%
Adult	772	49%	4.9% ▲	+36																							
Juvenile	805	51%	0.4% ▲	+3																							
GRAND TOTAL	1,577	100%	2.5% ▲	+39																							
Adult	2023: 47.9%	2024: 49.0%																									
Juvenile	2023: 52.1%	2024: 51.0%																									
GRAND TOTAL	100%	100%																									

Filings by Division & Code

Division	Case Type Description	Code	Summary	Change	% Change	Absolute Change
Adult	Misdemeanor	CM	175	▼	-13.4%	-27
	Other	OT	175	▲	+2.3%	+4
	Civil Support	VS	98	▼	-7.5%	-8
	Show Cause	SC	94	▲	-3.1%	-3
	Family Abuse - Protective Order	FP	90	▲	+63.6%	+35
	Felony	CF	82	▲	+100.0%	+41
	Capias	CA	32	▲	-15.8%	-6
	Motion - Protective Order	MP	14	▲	+27.3%	+3
	Non-Family Abuse Protective Order	AP	10	▼	-23.1%	-3
	Remand Support	RS	1	▼	-50.0%	-1
	Restricted License for Non-Support	SL	1	▲	-	+1
		Total		772	▲	4.9%
Juvenile	Custody Visitation	CV	504	▲	+4.8%	+23
	Misdemeanor	DM	56	▼	-24.3%	-18
	Terminate Parental Rights	TP	33	▲	+73.7%	+14
	Truancy	TR	33	▲	+37.5%	+9
	Abuse and Neglect	AN	28	▼	-20.0%	-7
	Foster Care Review	FC	28	▲	+27.3%	+6
	Permanency Planning	PH	28	↔	-	-
	Felony	DF	16	▲	+77.8%	+7
	Initial Foster Care	IF	15	▼	-25.0%	-5
	Child at Risk	RI	14	▼	-22.2%	-4
	Traffic	T	13	▼	-18.8%	-3
	Non-Family Abuse Protective Order	AP	9	▲	+12.5%	+1
	Status	ST	7	▼	-73.1%	-19
	Child In Need of Services	CS	5	▲	+66.7%	+2
	Relief of Custody	CR	4	↔	-	-
	Capias	CA	3	▲	+200.0%	+2
	Show Cause	SC	3	▲	+200.0%	+2
	Entrustment	ET	2	▼	-77.8%	-7
	Voluntary Continuing Services and Support Agreen	VA	2	▼	-33.3%	-1
	Other	OT	1	▲	-	+1
	Remand Visitation	RV	1	▲	-	+1
	Emancipation	EP	0	▼	-100.0%	-1
	Total		805	▲	0.4%	+3
GRAND TOTAL			1,577	▲	2.5%	+39

Filings by Major Case Category**

Category	Summary	Change	% Change	Absolute Change
Adult Criminal	350	▲	-0.6%	-2
Child Dependency	154	▼	-2.5%	-4
Child in Need of Services/Supervision	38	▲	+40.7%	+11
Custody and Visitation	504	▲	+4.8%	+23
Delinquency	78	▲	-8.2%	-7
Juvenile Miscellaneous	7	▼	-74.1%	-20
Other	178	▲	+2.9%	+5
Protective Orders	123	▲	+41.4%	+36
Support	132	▲	-	0

* Compared to same time period as previous year
 7/10/2024 3:04:11PM

** Case Type Categories are defined in the 2017 Virginia Judicial Workload Assessment
 Source: SCV-SQL-Information

CPSS - JCMS CASELOAD STATISTICS OF THE JUVENILE & DOMESTIC RELATIONS DISTRICT COURTS
January 2024 thru May 2024 Filings (Compared to January 2023 thru May 2023)

Traffic	13	▼	-18.8%	-3
GRAND TOTAL	1,577	▲	2.5%	+39

2024 Overall GRAND TOTAL		Distribution of Caseload			Change*		Percentage (%) of Caseload		
8,145 +484 6.3% 		Adult	4,177	51%	4.9% ▲	+196	Adult	52.0%	51.3%
		Juvenile	3,968	49%	7.8% ▲	+288	Juvenile	48.0%	48.7%
		GRAND TOTAL	8,145	100%	6.3% ▲	+484	GRAND TOTAL	100%	100%

Filings by Division & Code

Division	Case Type Description	Code	Summary	Change	% Change	Absolute Change
Adult	Misdemeanor	CM	1,146	▲	+12.0%	+123
	Other	OT	766	▼	-4.6%	-37
	Civil Support	VS	682	▲	+3.8%	+25
	Show Cause	SC	552	▲	+5.1%	+27
	Felony	CF	322	▼	-1.8%	-6
	Capias	CA	309	▲	+14.9%	+40
	Family Abuse - Protective Order	FP	294	▲	+4.6%	+13
	Non-Family Abuse Protective Order	AP	30	▲	+114.3%	+16
	Remand Support	RS	28	▲	+27.3%	+6
	Motion - Protective Order	MP	21	▼	-25.0%	-7
	Violation of Protective Order	PV	13	▼	-38.1%	-8
	Protective Order	PC	12	▲	+300.0%	+9
	Restricted License for Non-Support	SL	2	↔		-
	Bond Forfeiture	BF	0	▼	-100.0%	-2
	Criminal Support	CS	0	▼	-100.0%	-2
Violation Family Abuse Protective Order	PS	0	▼	-100.0%	-1	
Total			4,177	▲	4.9%	+196
Juvenile	Custody Visitation	CV	1,955	▲	+2.1%	+40
	Misdemeanor	DM	744	▲	+17.7%	+112
	Traffic	T	427	▲	+22.7%	+79
	Felony	DF	199	▼	-15.3%	-36
	Truancy	TR	80	▼	-8.0%	-7
	Status	ST	76	▲	+52.0%	+26
	Motion - Protective Order	MP	65	▼	-1.5%	-1
	Non-Family Abuse Protective Order	AP	60	▲	+252.9%	+43
	Abuse and Neglect	AN	53	▲	+8.2%	+4
	Remand Custody	RC	50	▲	+47.1%	+16
	Remand Visitation	RV	49	▲	+44.1%	+15
	Foster Care Review	FC	40	▲	+33.3%	+10
	Permanency Planning	PH	36	▼	-2.7%	-1
	Paternity	PT	34	▼	-10.5%	-4
	Child In Need of Services	CS	31	▼	-13.9%	-5
	Terminate Parental Rights	TP	24	▼	-14.3%	-4
	Initial Foster Care	IF	18	↔		-
	Voluntary Continuing Services and Support Agreem	VA	5	▲	+66.7%	+2
	Family Abuse - Protective Order	FP	4	▲	+100.0%	+2
	Show Cause	SC	4	▲	-	+4
	Mental Commitment	MC	3	▼	-50.0%	-3
	Other	OT	3	▲	+50.0%	+1
	Temporary Detention Order	TD	3	▼	-50.0%	-3
	Violation Family Abuse Protective Order	PS	2	▲	-	+2
	Child at Risk	RI	1	↔		-
	Emancipation	EP	1	↔		-
	Juvenile Support	JS	1	▲	-	+1
	Capias	CA	0	▼	-100.0%	-2
	Civil Violation	CI	0	▼	-100.0%	-1
	Qualified Residential Treatment	QR	0	▼	-100.0%	-2
Total			3,968	▲	7.8%	+288
GRAND TOTAL			8,145	▲	6.3%	+484

* Compared to same time period as previous year
 7/10/2024 3:04:11PM

** Case Type Categories are defined in the 2017 Virginia Judicial Workload Assessment
 Source: SCV-SQL-Information

Filings by Major Case Category**

Category	Summary	Change	% Change	Absolute Change
Adult Criminal	2,188	▲	+8.1%	+164
Child Dependency	177	▼	+5.4%	+9
Child in Need of Services/Supervision	115	▲	-6.5%	-8
Custody and Visitation	1,989	▼	+1.8%	+36
Delinquency	945	▲	+8.7%	+76
Juvenile Miscellaneous	77	▲	+51.0%	+26
New to Workload Study	0	▼	-100.0%	-1
Other	902	▲	-0.6%	-5
Protective Orders	474	▲	+16.2%	+66
Support	851	▲	+5.2%	+42
Traffic	427	▲	+22.7%	+79
GRAND TOTAL	8,145	▲	6.3%	+484

* Compared to same time period as previous year
 7/10/2024 3:04:11PM

** Case Type Categories are defined in the 2017 Virginia Judicial Workload Assessment
 Source: SCV-SQL-Information

2024 Overall GRAND TOTAL		Distribution of Caseload		Change*		Percentage (%) of Caseload		
645	-17 -2.6%	Adult	298 46%	-15.3% ▼	-54	Adult	53.2%	46.2%
2024		Juvenile	347 54%	11.9% ▲	+37	Juvenile	46.8%	53.8%
2023		GRAND TOTAL	645 100%	-2.6% ▼	-17	GRAND TOTAL	100%	100%

Filings by Division & Code

Division	Case Type Description	Code	Summary	Change	% Change	Absolute Change
Adult	Misdemeanor	CM	99	▲	+3.1%	+3
	Show Cause	SC	60	▲	+11.1%	+6
	Other	OT	50	▼	-26.5%	-18
	Civil Support	VS	41	▼	-30.5%	-18
	Family Abuse - Protective Order	FP	23	▼	-20.7%	-6
	Capias	CA	12	▼	-57.1%	-16
	Felony	CF	9	▼	-18.2%	-2
	Non-Family Abuse Protective Order	AP	2	▼	-60.0%	-3
	Remand Support	RS	2	▲	-	+2
	Motion - Protective Order	MP	0	▼	-100.0%	-2
	Total		298	▼	-15.3%	-54
Juvenile	Custody Visitation	CV	195	▲	+24.2%	+38
	Misdemeanor	DM	37	▲	+2.8%	+1
	Traffic	T	29	▲	+70.6%	+12
	Felony	DF	16	▲	+33.3%	+4
	Truancy	TR	8	▲	-	+8
	Foster Care Review	FC	7	▲	-	+7
	Other	OT	7	▲	+600.0%	+6
	Permanency Planning	PH	7	▲	+250.0%	+5
	Remand Visitation	RV	6	▲	+100.0%	+3
	Terminate Parental Rights	TP	6	▲	+100.0%	+3
	Abuse and Neglect	AN	5	▼	-37.5%	-3
	Remand Custody	RC	5	▲	+66.7%	+2
	Status	ST	5	▼	-87.8%	-36
	Initial Foster Care	IF	4	▼	-20.0%	-1
	Paternity	PT	3	↔	-	-
	Emergency Custody Order	EC	2	▲	-	+2
	Family Abuse - Protective Order	FP	2	▲	-	+2
	Temporary Detention Order	TD	2	▼	-50.0%	-2
	Non-Family Abuse Protective Order	AP	1	▼	-66.7%	-2
	Child In Need of Services	CS	0	▼	-100.0%	-1
	Emancipation	EP	0	▼	-100.0%	-1
	Relief of Custody	CR	0	▼	-100.0%	-3
	Show Cause	SC	0	▼	-100.0%	-1
	Special Immigrant Juvenile Status	SI	0	▼	-100.0%	-5
	Voluntary Continuing Services and Support Agreem	VA	0	▼	-100.0%	-1
	Total		347	▲	11.9%	+37
GRAND TOTAL			645	▼	-2.6%	-17

Filings by Major Case Category**

Category	Summary	Change	% Change	Absolute Change
Adult Criminal	156	▼	-11.4%	-20
Child Dependency	29	▲	+31.8%	+7
Child in Need of Services/Supervision	8	▲	+700.0%	+7
Custody and Visitation	198	▲	+23.8%	+38
Delinquency	53	▼	+8.2%	+4
Juvenile Miscellaneous	5	▼	-88.1%	-37
New to Workload Study	0	▼	-100.0%	-5

* Compared to same time period as previous year
 7/10/2024 3:04:11PM

** Case Type Categories are defined in the 2017 Virginia Judicial Workload Assessment
 Source: SCV-SQL-Information

CPSS - JCMS CASELOAD STATISTICS OF THE JUVENILE & DOMESTIC RELATIONS DISTRICT COURTS
 January 2024 thru May 2024 Filings (Compared to January 2023 thru May 2023)

Other	74	▲	-6.3%	-5
Protective Orders	28	▲	-28.2%	-11
Support	65	▲	-9.7%	-7
Traffic	29	▲	+70.6%	+12
GRAND TOTAL	645	▼	-2.6%	-17

2024 Overall GRAND TOTAL		Distribution of Caseload		Change*		Percentage (%) of Caseload		
305	+84 38.0%	Adult	154 50%	37.5% ▲	+42	Adult	50.7%	50.5%
2024		Juvenile	151 50%	38.5% ▲	+42	Juvenile	49.3%	49.5%
2023		GRAND TOTAL	305 100%	38.0% ▲	+84	GRAND TOTAL	100%	100%

Filings by Division & Code

Division	Case Type Description	Code	Summary	Change	% Change	Absolute Change
Adult	Misdemeanor	CM	47	▲	+30.6%	+11
	Other	OT	34	▲	+30.8%	+8
	Civil Support	VS	19	▼	-5.0%	-1
	Felony	CF	19	▲	+137.5%	+11
	Show Cause	SC	16	▲	+77.8%	+7
	Family Abuse - Protective Order	FP	13	▲	+160.0%	+8
	Capias	CA	5	▲	+25.0%	+1
	Motion - Protective Order	MP	1	▲	-	+1
	Non-Family Abuse Protective Order	AP	0	▼	-100.0%	-2
	Remand Support	RS	0	▼	-100.0%	-2
	Total		154	▲	37.5%	+42
Juvenile	Custody Visitation	CV	74	▲	+111.4%	+39
	Misdemeanor	DM	39	▲	+50.0%	+13
	Traffic	T	15	▲	+15.4%	+2
	Abuse and Neglect	AN	12	▲	-	+12
	Felony	DF	3	▲	-	+3
	Truancy	TR	3	▼	-70.0%	-7
	Status	ST	2	▼	-33.3%	-1
	Child In Need of Services	CS	1	▲	-	+1
	Mental Commitment	MC	1	▲	-	+1
	Temporary Detention Order	TD	1	↔	-	-
	Family Abuse - Protective Order	FP	0	▼	-100.0%	-1
	Foster Care Review	FC	0	▼	-100.0%	-5
	Initial Foster Care	IF	0	▼	-100.0%	-2
	Other	OT	0	▼	-100.0%	-1
	Paternity	PT	0	▼	-100.0%	-2
	Remand Custody	RC	0	▼	-100.0%	-5
Remand Visitation	RV	0	▼	-100.0%	-5	
	Total		151	▲	38.5%	+42
GRAND TOTAL			305	▲	38.0%	+84

Filings by Major Case Category**

Category	Summary	Change	% Change	Absolute Change
Adult Criminal	80	▲	+42.9%	+24
Child Dependency	12	▲	+71.4%	+5
Child in Need of Services/Supervision	4	▲	-60.0%	-6
Custody and Visitation	74	▲	+100.0%	+37
Delinquency	42	▲	+61.5%	+16
Juvenile Miscellaneous	2	▼	-33.3%	-1
Other	36	▲	-10.0%	-4
Protective Orders	14	▲	+75.0%	+6
Support	26	▲	+23.8%	+5
Traffic	15	▲	+15.4%	+2
GRAND TOTAL	305	▲	38.0%	+84

* Compared to same time period as previous year
 7/10/2024 3:04:11PM

** Case Type Categories are defined in the 2017 Virginia Judicial Workload Assessment
 Source: SCV-SQL-Information