

2024 Overall GRAND TOTAL		Distribution of Caseload			Change*		Percentage (%) of Caseload		
108,874	-2,397 -2.2%	Adult	54,864	50%	-2.5% ▼	-1,381	Adult	50.5%	50.4%
		Juvenile	54,010	50%	-1.8% ▼	-1,016	Juvenile	49.5%	49.6%
		GRAND TOTAL	108,874	100%	-2.2% ▼	-2,397	GRAND TOTAL	100%	100%

Filings by Division & Code

Division	Case Type Description	Code	Summary	Change	% Change	Absolute Change
Adult	Misdemeanor	CM	12,328	▼	-2.0%	-254
	Civil Support	VS	10,454	▲	+2.7%	+275
	Show Cause	SC	9,536	▲	+1.8%	+168
	Other	OT	9,232	▼	-10.4%	-1,076
	Felony	CF	4,090	▲	+5.3%	+207
	Family Abuse - Protective Order	FP	3,982	▼	-5.3%	-222
	Capias	CA	2,946	▼	-14.8%	-511
	Remand Support	RS	955	▲	+15.5%	+128
	Motion - Protective Order	MP	583	▼	-3.0%	-18
	Non-Family Abuse Protective Order	AP	367	▼	-3.7%	-14
	Violation of Protective Order	PV	252	▼	-19.5%	-61
	Protective Order	PC	46	▲	+35.3%	+12
	Restricted License for Non-Support	SL	41	▲	+10.8%	+4
	Bond Forfeiture	BF	28	▼	-20.0%	-7
	Violation Family Abuse Protective Order	PS	20	▼	-9.1%	-2
	Emergency Custody Order	EC	2	▲	-	+2
	Criminal Support	CS	1	▼	-90.0%	-9
Mental Commitment	MC	1	▲	-	+1	
Emergency Substantial Risk Order	SR	0	▼	-100.0%	-4	
	Total		54,864	▼	-2.5%	-1,381
Juvenile	Custody Visitation	CV	29,731	▼	-4.1%	-1,268
	Misdemeanor	DM	5,677	▲	+6.6%	+351
	Traffic	T	2,464	▼	-11.8%	-329
	Felony	DF	1,925	▼	-4.0%	-80
	Remand Custody	RC	1,348	▲	+15.3%	+179
	Status	ST	1,347	▼	-18.7%	-310
	Abuse and Neglect	AN	1,317	▼	-2.6%	-35
	Remand Visitation	RV	1,256	▲	+28.2%	+276
	Permanency Planning	PH	1,105	▲	+5.6%	+59
	Foster Care Review	FC	999	▼	-5.5%	-58
	Truancy	TR	882	▲	+7.3%	+60
	Paternity	PT	878	▼	-12.9%	-130
	Terminate Parental Rights	TP	556	▲	+25.5%	+113
	Initial Foster Care	IF	548	▲	+18.1%	+84
	Non-Family Abuse Protective Order	AP	505	▼	-2.5%	-13
	Motion - Protective Order	MP	484	▲	+9.8%	+43
	Show Cause	SC	420	▲	-1.2%	-5
	Special Immigrant Juvenile Status	SI	381	▲	+74.8%	+163
	Child In Need of Services	CS	379	▲	+2.7%	+10
	Temporary Detention Order	TD	369	▼	-14.8%	-64
	Civil Violation	CI	242	▲	+25.4%	+49
	Mental Commitment	MC	220	▼	-22.5%	-64
	Emergency Custody Order	EC	174	▼	-15.5%	-32
	Voluntary Continuing Services and Support Agreem	VA	169	▲	+17.4%	+25
	Other	OT	155	▲	-12.9%	-23
	Entrustment	ET	120	▲	+135.3%	+69
	Relief of Custody	CR	112	▲	+36.6%	+30
	Capias	CA	93	▲	+2.2%	+2
	Child at Risk	RI	82	▼	-6.8%	-6
	Family Abuse - Protective Order	FP	49	▲	+58.1%	+18
	Emancipation	EP	11	▼	-8.3%	-1
	Juvenile Support	JS	3	↔	-	-
	Violation Family Abuse Protective Order	PS	3	▲	+200.0%	+2

* Compared to same time period as previous year

** Case Type Categories are defined in the 2017 Virginia Judicial Workload Assessment

			Summary	Change	% Change	Absolute Change
Juvenile	Protective Order	PC	2	▼	-50.0%	-2
	Qualified Residential Treatment	QR	1	▼	-99.2%	-128
	Restoration of Parental Rights	RR	1	↔		-
	Restricted Operators License	RL	1	▲	-	+1
	Violation of Protective Order	PV	1	▼	-66.7%	-2
	Total		54,010	▼	-1.8%	-1,016
GRAND TOTAL			108,874	▼	-2.2%	-2,397

Filings by Major Case Category**

Category			Summary	Change	% Change	Absolute Change
Adult Criminal			25,802	▼	-2.0%	-530
Child Dependency			5,009	▲	+3.2%	+153
Child in Need of Services/Supervision			1,312	▲	+5.8%	+72
Custody and Visitation			30,617	▲	-4.3%	-1,392
Delinquency			8,062	▲	+3.3%	+258
Juvenile Miscellaneous			1,362	▲	-18.4%	-308
New to Workload Study			623	▲	+50.1%	+208
Other			13,709	▲	-4.7%	-676
Protective Orders			5,970	▲	-3.3%	-206
Support			13,943	▼	+2.6%	+352
Traffic			2,465	▲	-11.7%	-328
GRAND TOTAL			108,874	▼	-2.2%	-2,397

* Compared to same time period as previous year
 4/11/2024 12:31:34PM

** Case Type Categories are defined in the 2017 Virginia Judicial Workload Assessment
 Source: SCV-SQL-Information

2024 Overall GRAND TOTAL		Distribution of Caseload		Change*		Percentage (%) of Caseload			
3,836	-395 -9.3%	Adult	2,100	55%	-0.8% ▼	-16	Adult	50.0%	54.7%
2024		Juvenile	1,736	45%	-17.9% ▼	-379	Juvenile	50.0%	45.3%
2023		GRAND TOTAL	3,836	100%	-9.3% ▼	-395	GRAND TOTAL	100%	100%

Filings by Division & Code

Division	Case Type Description	Code	Summary	Change	% Change	Absolute Change	
Adult	Misdemeanor	CM	471	▲	+11.9%	+50	
	Show Cause	SC	435	▼	-4.2%	-19	
	Civil Support	VS	346	▼	-20.8%	-91	
	Other	OT	308	▲	+12.8%	+35	
	Family Abuse - Protective Order	FP	133	▲	+6.4%	+8	
	Remand Support	RS	128	▲	+14.3%	+16	
	Felony	CF	109	▼	-7.6%	-9	
	Capias	CA	104	▼	-8.0%	-9	
	Non-Family Abuse Protective Order	AP	36	▼	-2.7%	-1	
	Motion - Protective Order	MP	13	▼	-18.8%	-3	
	Violation Family Abuse Protective Order	PS	12	▲	-	+12	
	Violation of Protective Order	PV	3	▼	-66.7%	-6	
	Restricted License for Non-Support	SL	2	▲	-	+2	
	Protective Order	PC	0	▼	-100.0%	-1	
	Total		2,100	▼	-0.8%	-16	
Juvenile	Custody Visitation	CV	1,194	▼	-22.8%	-352	
	Remand Custody	RC	102	▼	-2.9%	-3	
	Misdemeanor	DM	92	▲	+22.7%	+17	
	Remand Visitation	RV	69	▼	-5.5%	-4	
	Felony	DF	61	▼	-29.1%	-25	
	Traffic	T	37	▲	+68.2%	+15	
	Truancy	TR	32	▲	+300.0%	+24	
	Non-Family Abuse Protective Order	AP	26	▼	-40.9%	-18	
	Paternity	PT	23	▼	-46.5%	-20	
	Other	OT	15	▲	+87.5%	+7	
	Show Cause	SC	13	▲	+44.4%	+4	
	Abuse and Neglect	AN	9	▲	+80.0%	+4	
	Foster Care Review	FC	9	▲	+80.0%	+4	
	Permanency Planning	PH	9	▼	-52.6%	-10	
	Motion - Protective Order	MP	7	▲	+133.3%	+4	
	Status	ST	6	▲	+20.0%	+1	
	Child In Need of Services	CS	5	▲	+66.7%	+2	
	Emergency Custody Order	EC	5	▼	-66.7%	-10	
	Mental Commitment	MC	5	▼	-16.7%	-1	
	Initial Foster Care	IF	4	▲	+33.3%	+1	
	Relief of Custody	CR	4	▲	+300.0%	+3	
	Temporary Detention Order	TD	3	▼	-76.9%	-10	
	Special Immigrant Juvenile Status	SI	2	↔	-	-	
	Terminate Parental Rights	TP	2	▼	-81.8%	-9	
	Voluntary Continuing Services and Support Agreen	VA	2	▲	+100.0%	+1	
	Capias	CA	0	▼	-100.0%	-1	
	Civil Violation	CI	0	▼	-100.0%	-2	
	Family Abuse - Protective Order	FP	0	▼	-100.0%	-1	
		Total		1,736	▼	-17.9%	-379
	GRAND TOTAL			3,836	▼	-9.3%	-395

* Compared to same time period as previous year
 4/11/2024 12:31:34PM

** Case Type Categories are defined in the 2017 Virginia Judicial Workload Assessment
 Source: SCV-SQL-Information

Filings by Major Case Category**

Category	Summary	Change	% Change	Absolute Change
Adult Criminal	1,011	▲	+3.4%	+33
Child Dependency	39	▲	-13.3%	-6
Child in Need of Services/Supervision	38	▲	+216.7%	+26
Custody and Visitation	1,217	▼	-23.5%	-373
Delinquency	165	▲	-2.4%	-4
Juvenile Miscellaneous	6	▲	+20.0%	+1
New to Workload Study	2	▼	-50.0%	-2
Other	635	▲	+5.0%	+30
Protective Orders	215	▼	-4.9%	-11
Support	471	▲	-18.1%	-104
Traffic	37	▲	+68.2%	+15
GRAND TOTAL	3,836	▼	-9.3%	-395

* Compared to same time period as previous year
 4/11/2024 12:31:34PM

** Case Type Categories are defined in the 2017 Virginia Judicial Workload Assessment
 Source: SCV-SQL-Information

2024 Overall GRAND TOTAL		Distribution of Caseload		Change*		Percentage (%) of Caseload		
7,805	+1,446 22.7%	Adult	3,616 46%	13.2% ▲	+422	Adult	2023 50.2%	2024 46.3%
2024		Juvenile	4,189 54%	32.4% ▲	+1,024	Juvenile	49.8%	53.7%
2023		GRAND TOTAL	7,805 100%	22.7% ▲	+1,446	GRAND TOTAL	100%	100%

Filings by Division & Code

Division	Case Type Description	Code	Summary	Change	% Change	Absolute Change	
Adult	Civil Support	VS	712	▼	-4.6%	-34	
	Misdemeanor	CM	681	▲	+7.6%	+48	
	Show Cause	SC	668	▲	+26.3%	+139	
	Other	OT	500	▼	-14.2%	-83	
	Remand Support	RS	422	▲	+240.3%	+298	
	Family Abuse - Protective Order	FP	210	▼	-14.6%	-36	
	Felony	CF	208	▲	+37.7%	+57	
	Capias	CA	143	▲	+6.7%	+9	
	Motion - Protective Order	MP	40	▲	+48.1%	+13	
	Non-Family Abuse Protective Order	AP	15	▲	+7.1%	+1	
	Violation of Protective Order	PV	10	▲	+900.0%	+9	
	Bond Forfeiture	BF	5	▲	+25.0%	+1	
	Mental Commitment	MC	1	▲	-	+1	
	Restricted License for Non-Support	SL	1	↔	-	-	
Criminal Support	CS	0	▼	-100.0%	-1		
	Total		3,616	▲	13.2%	+422	
Juvenile	Custody Visitation	CV	1,956	▲	+1.4%	+27	
	Remand Custody	RC	618	▲	+286.3%	+458	
	Remand Visitation	RV	604	▲	+279.9%	+445	
	Misdemeanor	DM	247	▲	+19.3%	+40	
	Traffic	T	147	▲	+5.0%	+7	
	Motion - Protective Order	MP	101	▼	-1.0%	-1	
	Abuse and Neglect	AN	94	▲	+46.9%	+30	
	Felony	DF	81	▼	-41.3%	-57	
	Paternity	PT	71	▲	+153.6%	+43	
	Permanency Planning	PH	48	▲	+23.1%	+9	
	Foster Care Review	FC	38	▲	+52.0%	+13	
	Non-Family Abuse Protective Order	AP	34	▼	-8.1%	-3	
	Truancy	TR	28	▲	+833.3%	+25	
	Status	ST	26	▲	+18.2%	+4	
	Show Cause	SC	24	▲	+14.3%	+3	
	Initial Foster Care	IF	18	▼	-21.7%	-5	
	Terminate Parental Rights	TP	14	▼	-50.0%	-14	
	Child In Need of Services	CS	12	▲	+300.0%	+9	
	Civil Violation	CI	6	↔	-	-	
	Other	OT	6	▲	+50.0%	+2	
	Special Immigrant Juvenile Status	SI	4	▲	-	+4	
	Capias	CA	3	▲	+200.0%	+2	
	Family Abuse - Protective Order	FP	3	▼	-25.0%	-1	
	Relief of Custody	CR	2	▼	-33.3%	-1	
	Emancipation	EP	1	↔	-	-	
	Entrustment	ET	1	▼	-66.7%	-2	
	Temporary Detention Order	TD	1	▼	-80.0%	-4	
	Voluntary Continuing Services and Support Agreem	VA	1	▼	-66.7%	-2	
	Mental Commitment	MC	0	▼	-100.0%	-5	
	Qualified Residential Treatment	QR	0	▼	-100.0%	-1	
	Violation of Protective Order	PV	0	▼	-100.0%	-1	
		Total		4,189	▲	32.4%	+1,024
		GRAND TOTAL		7,805	▲	22.7%	+1,446

* Compared to same time period as previous year
 4/11/2024 12:31:34PM

** Case Type Categories are defined in the 2017 Virginia Judicial Workload Assessment
 Source: SCV-SQL-Information

Filings by Major Case Category**

Category	Summary	Change	% Change	Absolute Change
Adult Criminal	1,582	▲	+19.6%	+259
Child Dependency	216	▼	+14.3%	+27
Child in Need of Services/Supervision	44	▲	+450.0%	+36
Custody and Visitation	2,027	▲	+3.6%	+70
Delinquency	351	▲	-4.1%	-15
Juvenile Miscellaneous	27	▲	+17.4%	+4
New to Workload Study	10	▲	+66.7%	+4
Other	2,152	▲	+106.9%	+1,112
Protective Orders	403	▲	-6.3%	-27
Support	846	▲	-3.5%	-31
Traffic	147	▲	+5.0%	+7
GRAND TOTAL	7,805	▲	22.7%	+1,446

* Compared to same time period as previous year
 4/11/2024 12:31:34PM

** Case Type Categories are defined in the 2017 Virginia Judicial Workload Assessment
 Source: SCV-SQL-Information

2024 Overall GRAND TOTAL		Distribution of Caseload			Change*		Percentage (%) of Caseload		
2,344 	+47	Adult	1,440	61%	-0.4% ▼	-6	Adult	63.0%	61.4%
	2.0%	Juvenile	904	39%	6.2% ▲	+53	Juvenile	37.0%	38.6%
		GRAND TOTAL	2,344	100%	2.0% ▲	+47	GRAND TOTAL	100%	100%

Filings by Division & Code

Division	Case Type Description	Code	Summary	Change	% Change	Absolute Change
Adult	Show Cause	SC	339	▲	+38.4%	+94
	Misdemeanor	CM	326	▼	-10.7%	-39
	Civil Support	VS	275	▲	+5.8%	+15
	Other	OT	217	▼	-13.2%	-33
	Capias	CA	91	▼	-5.2%	-5
	Family Abuse - Protective Order	FP	70	▼	-5.4%	-4
	Felony	CF	57	▼	-38.7%	-36
	Non-Family Abuse Protective Order	AP	28	▼	-3.4%	-1
	Remand Support	RS	26	▲	+85.7%	+12
	Motion - Protective Order	MP	8	▼	-50.0%	-8
	Bond Forfeiture	BF	1	▲	-	+1
	Restricted License for Non-Support	SL	1	↔	-	-
	Violation of Protective Order	PV	1	↔	-	-
	Protective Order	PC	0	▼	-100.0%	-2
Total			1,440	▼	-0.4%	-6
Juvenile	Custody Visitation	CV	628	▼	-1.4%	-9
	Misdemeanor	DM	64	↔	-	-
	Paternity	PT	35	▲	+75.0%	+15
	Remand Custody	RC	33	▲	+120.0%	+18
	Remand Visitation	RV	33	▲	+120.0%	+18
	Felony	DF	21	▼	-50.0%	-21
	Status	ST	16	▲	+300.0%	+12
	Non-Family Abuse Protective Order	AP	12	▼	-45.5%	-10
	Traffic	T	12	▲	+9.1%	+1
	Terminate Parental Rights	TP	10	▲	-	+10
	Permanency Planning	PH	7	▲	+75.0%	+3
	Family Abuse - Protective Order	FP	6	▲	-	+6
	Emergency Custody Order	EC	5	▲	+150.0%	+3
	Foster Care Review	FC	5	▲	+25.0%	+1
	Abuse and Neglect	AN	4	▲	-	+4
	Child In Need of Services	CS	3	▲	+200.0%	+2
	Show Cause	SC	3	▼	-	-
	Initial Foster Care	IF	2	▲	+100.0%	+1
	Mental Commitment	MC	2	↔	-	-
	Temporary Detention Order	TD	2	▲	+100.0%	+1
	Civil Violation	CI	1	▲	-	+1
Other	OT	0	▼	-100.0%	-3	
Total			904	▲	6.2%	+53
GRAND TOTAL			2,344	▲	2.0%	+47

Filings by Major Case Category**

Category	Summary	Change	% Change	Absolute Change
Adult Criminal	728	▲	+0.3%	+2
Child Dependency	28	▲	+211.1%	+19
Child in Need of Services/Supervision	3	▲	+50.0%	+1
Custody and Visitation	663	▲	+0.9%	+6
Delinquency	88	↔	-18.5%	-20
Juvenile Miscellaneous	16	▲	+300.0%	+12

* Compared to same time period as previous year
 4/11/2024 12:31:34PM

** Case Type Categories are defined in the 2017 Virginia Judicial Workload Assessment
 Source: SCV-SQL-Information

New to Workload Study	1	▲	-	+1
Other	318	▲	+5.3%	+16
Protective Orders	124	▲	-12.1%	-17
Support	363	▲	+7.7%	+26
Traffic	12	▲	+9.1%	+1
GRAND TOTAL	2,344	▲	2.0%	+47

2024 Overall GRAND TOTAL		Distribution of Caseload		Change*		Percentage (%) of Caseload			
4,190 +265 6.8% 		Adult	2,313	55%	6.7% ▲	+145	Adult	55.2%	55.2%
		Juvenile	1,877	45%	6.8% ▲	+120	Juvenile	44.8%	44.8%
		GRAND TOTAL	4,190	100%	6.8% ▲	+265	GRAND TOTAL	100%	100%

Filings by Division & Code

Division	Case Type Description	Code	Summary	Change	% Change	Absolute Change	
Adult	Misdemeanor	CM	556	▲	+17.1%	+81	
	Other	OT	493	▲	+21.4%	+87	
	Civil Support	VS	439	▼	-9.1%	-44	
	Show Cause	SC	329	▼	-2.9%	-10	
	Family Abuse - Protective Order	FP	159	▲	+27.2%	+34	
	Capias	CA	148	▼	-2.0%	-3	
	Felony	CF	135	▲	+8.9%	+11	
	Remand Support	RS	18	▼	-18.2%	-4	
	Non-Family Abuse Protective Order	AP	15	▲	+7.1%	+1	
	Motion - Protective Order	MP	12	▼	-20.0%	-3	
	Protective Order	PC	6	▲	+100.0%	+3	
	Violation of Protective Order	PV	2	▼	-81.8%	-9	
	Violation Family Abuse Protective Order	PS	1	▲	-	+1	
	Total		2,313	▲	6.7%	+145	
Juvenile	Custody Visitation	CV	1,014	▲	+4.1%	+40	
	Misdemeanor	DM	155	▲	+29.2%	+35	
	Abuse and Neglect	AN	109	▲	+38.0%	+30	
	Felony	DF	84	▼	-19.2%	-20	
	Non-Family Abuse Protective Order	AP	64	▲	+68.4%	+26	
	Permanency Planning	PH	56	▲	+21.7%	+10	
	Foster Care Review	FC	48	↔	-	-	
	Mental Commitment	MC	46	▲	+27.8%	+10	
	Paternity	PT	37	▼	-5.1%	-2	
	Status	ST	31	▲	-11.4%	-4	
	Other	OT	26	▲	+4.0%	+1	
	Remand Custody	RC	26	▼	-21.2%	-7	
	Remand Visitation	RV	26	▼	-25.7%	-9	
	Traffic	T	26	▲	+4.0%	+1	
	Initial Foster Care	IF	25	▼	-35.9%	-14	
	Terminate Parental Rights	TP	22	▲	+266.7%	+16	
	Show Cause	SC	18	▲	-	-	
	Motion - Protective Order	MP	16	▼	-11.1%	-2	
	Emergency Custody Order	EC	13	▲	+30.0%	+3	
	Child In Need of Services	CS	12	▲	+100.0%	+6	
	Relief of Custody	CR	11	▲	+10.0%	+1	
	Family Abuse - Protective Order	FP	4	▲	+300.0%	+3	
	Temporary Detention Order	TD	4	▼	-60.0%	-6	
	Voluntary Continuing Services and Support Agreem	VA	2	↔	-	-	
	Capias	CA	1	▲	-	+1	
	Truancy	TR	1	▲	-	+1	
		Total		1,877	▲	6.8%	+120
		GRAND TOTAL		4,190	▲	6.8%	+265

Filings by Major Case Category**

Category	Summary	Change	% Change	Absolute Change
Adult Criminal	1,077	▲	+14.1%	+133
Child Dependency	273	▲	+18.7%	+43
Child in Need of Services/Supervision	23	▲	+27.8%	+5
Custody and Visitation	1,051	▼	+3.8%	+38

* Compared to same time period as previous year
 4/11/2024 12:31:34PM

** Case Type Categories are defined in the 2017 Virginia Judicial Workload Assessment
 Source: SCV-SQL-Information

CPSS - JCMS CASELOAD STATISTICS OF THE JUVENILE & DOMESTIC RELATIONS DISTRICT COURTS
 January 2024 thru March 2024 Filings (Compared to January 2023 thru March 2023)

Norfolk

District: 4 FIPS: 710

Delinquency	248	▲	+7.8%	+18
Juvenile Miscellaneous	31	▲	-11.4%	-4
Other	652	▲	+13.0%	+75
Protective Orders	270	▲	+28.0%	+59
Support	539	▼	-16.0%	-103
Traffic	26	▲	+4.0%	+1
GRAND TOTAL	4,190	▲	6.8%	+265

2024 Overall GRAND TOTAL		Distribution of Caseload		Change*		Percentage (%) of Caseload			
269	-12 -4.3%	Adult	154 57%	-0.6%	▼	-1	Adult	55.2%	57.2%
2024		Juvenile	115 43%	-8.7%	▼	-11	Juvenile	44.8%	42.8%
2023		GRAND TOTAL	269 100%	-4.3%	▼	-12	GRAND TOTAL	100%	100%

Filings by Division & Code

Division	Case Type Description	Code	Summary	Change	% Change	Absolute Change
Adult	Misdemeanor	CM	64	▲	+56.1%	+23
	Other	OT	36	▲	+24.1%	+7
	Felony	CF	15	▲	+36.4%	+4
	Show Cause	SC	15	▼	-44.4%	-12
	Civil Support	VS	14	▼	-41.7%	-10
	Capias	CA	6	▼	-25.0%	-2
	Family Abuse - Protective Order	FP	4	▼	-55.6%	-5
	Motion - Protective Order	MP	0	▼	-100.0%	-2
	Remand Support	RS	0	▼	-100.0%	-2
	Violation Family Abuse Protective Order	PS	0	▼	-100.0%	-2
	Total		154	▼	-0.6%	-1
Juvenile	Custody Visitation	CV	57	▼	-8.1%	-5
	Misdemeanor	DM	16	▼	-15.8%	-3
	Truancy	TR	8	▲	-	+8
	Abuse and Neglect	AN	7	▼	-41.7%	-5
	Foster Care Review	FC	5	▼	-28.6%	-2
	Civil Violation	CI	4	▲	-	+4
	Status	ST	4	▲	-	+4
	Traffic	T	4	▲	+300.0%	+3
	Non-Family Abuse Protective Order	AP	3	▲	-	+3
	Paternity	PT	2	↔	-	-
	Permanency Planning	PH	2	▼	-33.3%	-1
	Felony	DF	1	▼	-50.0%	-1
	Other	OT	1	▲	-	+1
	Relief of Custody	CR	1	▲	-	+1
	Emergency Custody Order	EC	0	▼	-100.0%	-1
	Initial Foster Care	IF	0	▼	-100.0%	-2
	Qualified Residential Treatment	QR	0	▼	-100.0%	-1
	Remand Custody	RC	0	▼	-100.0%	-5
	Remand Visitation	RV	0	▼	-100.0%	-5
	Show Cause	SC	0	▼	-100.0%	-1
Temporary Detention Order	TD	0	▼	-100.0%	-1	
Terminate Parental Rights	TP	0	▼	-100.0%	-2	
	Total		115	▼	-8.7%	-11
GRAND TOTAL			269	▼	-4.3%	-12

Filings by Major Case Category**

Category	Summary	Change	% Change	Absolute Change
Adult Criminal	100	▼	+14.9%	+13
Child Dependency	15	▲	-44.4%	-12
Child in Need of Services/Supervision	8	▲	-	+8
Custody and Visitation	59	▼	-7.8%	-5
Delinquency	17	▼	-22.7%	-5
Juvenile Miscellaneous	4	▲	-	+4
New to Workload Study	4	▲	-	+4
Other	37	▲	-14.0%	-6
Protective Orders	7	▲	-36.4%	-4
Support	14	▼	-46.2%	-12

* Compared to same time period as previous year
 4/11/2024 12:31:34PM

** Case Type Categories are defined in the 2017 Virginia Judicial Workload Assessment
 Source: SCV-SQL-Information

Traffic		4	▲	+300.0%	+3
	GRAND TOTAL	269	▼	-4.3%	-12

2024 Overall GRAND TOTAL		Distribution of Caseload			Change*		Percentage (%) of Caseload		
418 	+32	Adult	253	61%	22.2% ▲	+46	Adult	53.6%	60.5%
	8.3%	Juvenile	165	39%	-7.8% ▼	-14	Juvenile	46.4%	39.5%
		GRAND TOTAL	418	100%	8.3% ▲	+32	GRAND TOTAL	100%	100%

Filings by Division & Code




Division	Case Type Description	Code	Summary	Change	% Change	Absolute Change
Adult	Civil Support	VS	59	▲	+20.4%	+10
	Show Cause	SC	49	▲	+28.9%	+11
	Misdemeanor	CM	48	▲	+17.1%	+7
	Other	OT	33	▲	+22.2%	+6
	Family Abuse - Protective Order	FP	28	▲	+86.7%	+13
	Capias	CA	15	▲	-	-
	Motion - Protective Order	MP	9	▲	+800.0%	+8
	Felony	CF	7	▼	-63.2%	-12
	Non-Family Abuse Protective Order	AP	2	▲	-	+2
	Remand Support	RS	2	↔	-	-
	Violation Family Abuse Protective Order	PS	1	▲	-	+1
Total			253	▲	22.2%	+46
Juvenile	Custody Visitation	CV	112	▼	-3.4%	-4
	Misdemeanor	DM	11	▼	-35.3%	-6
	Traffic	T	8	▼	-27.3%	-3
	Felony	DF	5	▼	-28.6%	-2
	Truancy	TR	5	▲	+150.0%	+3
	Paternity	PT	4	▲	-	+4
	Terminate Parental Rights	TP	4	▲	+300.0%	+3
	Foster Care Review	FC	3	▲	+200.0%	+2
	Emergency Custody Order	EC	2	▲	-	+2
	Permanency Planning	PH	2	▼	-50.0%	-2
	Remand Custody	RC	2	▼	-60.0%	-3
	Remand Visitation	RV	2	▼	-60.0%	-3
	Voluntary Continuing Services and Support Agree	VA	2	▲	-	+2
	Relief of Custody	CR	1	↔	-	-
	Status	ST	1	▼	-83.3%	-5
	Temporary Detention Order	TD	1	▼	-50.0%	-1
	Child In Need of Services	CS	0	▼	-100.0%	-1
	Total			165	▼	-7.8%
GRAND TOTAL			418	▲	8.3%	+32

Filings by Major Case Category**

Category	Summary	Change	% Change	Absolute Change	
Adult Criminal	107	▲	+2.9%	+3	
Child Dependency	12	▲	+71.4%	+5	
Child in Need of Services/Supervision	5	▲	+66.7%	+2	
Custody and Visitation	116	▲	-	0	
Delinquency	16	▼	-33.3%	-8	
Juvenile Miscellaneous	1	▼	-83.3%	-5	
Other	42	▲	+2.4%	+1	
Protective Orders	39	▲	+143.8%	+23	
Support	72	▲	+24.1%	+14	
Traffic	8	▼	-27.3%	-3	
GRAND TOTAL		418	▲	8.3%	+32

* Compared to same time period as previous year
 4/11/2024 12:31:34PM

** Case Type Categories are defined in the 2017 Virginia Judicial Workload Assessment
 Source: SCV-SQL-Information

2024 Overall GRAND TOTAL		Distribution of Caseload			Change*		Percentage (%) of Caseload			
219	-22 -9.1%	Adult	121	55%	-1.6%	▼	-2	Adult	51.0%	55.3%
2024 		Juvenile	98	45%	-16.9%	▼	-20	Juvenile	49.0%	44.7%
2023 		GRAND TOTAL	219	100%	-9.1%	▼	-22	GRAND TOTAL	100%	100%

Filings by Division & Code

Division	Case Type Description	Code	Summary	Change	% Change	Absolute Change
Adult	Other	OT	24	▲	+60.0%	+9
	Civil Support	VS	22	▼	-8.3%	-2
	Misdemeanor	CM	22	↔		-
	Show Cause	SC	18	▲	-37.9%	-11
	Family Abuse - Protective Order	FP	11	▲	+266.7%	+8
	Felony	CF	11	▼	-15.4%	-2
	Remand Support	RS	5	▼	-16.7%	-1
	Capias	CA	4	▲	-33.3%	-2
	Violation of Protective Order	PV	2	▼	-33.3%	-1
	Motion - Protective Order	MP	1	▲	-	+1
	Non-Family Abuse Protective Order	AP	1	▲	-	+1
	Violation Family Abuse Protective Order	PS	0	▼	-100.0%	-2
	Total		121	▼	-1.6%	-2
Juvenile	Custody Visitation	CV	56	▼	-20.0%	-14
	Misdemeanor	DM	13	▲	+85.7%	+6
	Remand Custody	RC	7	▲	+16.7%	+1
	Remand Visitation	RV	7	▲	+16.7%	+1
	Traffic	T	4	▼	-69.2%	-9
	Temporary Detention Order	TD	3	↔		-
	Non-Family Abuse Protective Order	AP	2	▲	+100.0%	+1
	Emergency Custody Order	EC	1	↔		-
	Felony	DF	1	▼	-66.7%	-2
	Other	OT	1	↔		-
	Paternity	PT	1	▼	-50.0%	-1
	Permanency Planning	PH	1	▲	-	+1
	Status	ST	1	▲	-	+1
	Abuse and Neglect	AN	0	▼	-100.0%	-5
		Total		98	▼	-16.9%
	GRAND TOTAL		219	▼	-9.1%	-22

Filings by Major Case Category**

Category	Summary	Change	% Change	Absolute Change		
Adult Criminal	52	▼	-30.7%	-23		
Child Dependency	1	▲	-80.0%	-4		
Custody and Visitation	57	▼	-20.8%	-15		
Delinquency	14	▲	+40.0%	+4		
Juvenile Miscellaneous	1	▲	-	+1		
Other	48	▲	+26.3%	+10		
Protective Orders	15	▲	+275.0%	+11		
Support	27	▲	+12.5%	+3		
Traffic	4	▼	-69.2%	-9		
	GRAND TOTAL		219	▼	-9.1%	-22

* Compared to same time period as previous year
 4/11/2024 12:31:34PM

** Case Type Categories are defined in the 2017 Virginia Judicial Workload Assessment
 Source: SCV-SQL-Information

2024 Overall GRAND TOTAL		Distribution of Caseload			Change*		Percentage (%) of Caseload		
1,459	-874 -37.5%	Adult	846	58%	-35.1% ▼	-458	Adult	55.9%	58.0%
		Juvenile	613	42%	-40.4% ▼	-416	Juvenile	44.1%	42.0%
		GRAND TOTAL	1,459	100%	-37.5% ▼	-874	GRAND TOTAL	100%	100%

Filings by Division & Code

Division	Case Type Description	Code	Summary	Change	% Change	Absolute Change
Adult	Show Cause	SC	222	▲	+12.7%	+25
	Civil Support	VS	213	▼	-1.8%	-4
	Misdemeanor	CM	139	▼	-19.7%	-34
	Other	OT	109	▼	-70.5%	-260
	Family Abuse - Protective Order	FP	59	▼	-13.2%	-9
	Felony	CF	50	▼	-15.3%	-9
	Remand Support	RS	23	▼	-86.4%	-146
	Capias	CA	22	▼	-51.1%	-23
	Motion - Protective Order	MP	8	▲	+33.3%	+2
	Restricted License for Non-Support	SL	1	▲	-	+1
	Non-Family Abuse Protective Order	AP	0	▼	-100.0%	-1
	Total		846	▼	-35.1%	-458
Juvenile	Custody Visitation	CV	368	▲	+7.0%	+24
	Misdemeanor	DM	53	▼	-14.5%	-9
	Remand Custody	RC	35	▼	-82.9%	-170
	Remand Visitation	RV	35	▼	-82.5%	-165
	Status	ST	26	▼	+23.8%	+5
	Non-Family Abuse Protective Order	AP	15	↔	-	-
	Traffic	T	13	▼	-7.1%	-1
	Emergency Custody Order	EC	10	▼	-64.3%	-18
	Felony	DF	10	▼	-75.0%	-30
	Foster Care Review	FC	8	▲	+60.0%	+3
	Paternity	PT	8	▼	-33.3%	-4
	Initial Foster Care	IF	7	▲	-	+7
	Temporary Detention Order	TD	6	▼	-82.4%	-28
	Terminate Parental Rights	TP	4	▼	-33.3%	-2
	Abuse and Neglect	AN	3	▲	+50.0%	+1
	Other	OT	3	▼	-84.2%	-16
	Permanency Planning	PH	3	▼	-62.5%	-5
	Show Cause	SC	3	▲	-	+3
	Relief of Custody	CR	2	▲	-	+2
	Capias	CA	1	▼	-66.7%	-2
	Child at Risk	RI	0	▼	-100.0%	-1
	Family Abuse - Protective Order	FP	0	▼	-100.0%	-2
	Mental Commitment	MC	0	▼	-100.0%	-5
Voluntary Continuing Services and Support Agreem	VA	0	▼	-100.0%	-3	
	Total		613	▼	-40.4%	-416
	GRAND TOTAL		1,459	▼	-37.5%	-874

Filings by Major Case Category**

Category	Summary	Change	% Change	Absolute Change
Adult Criminal	371	▼	-8.2%	-33
Child Dependency	27	▲	+8.0%	+2
Child in Need of Services/Supervision	1	▲	-	+1
Custody and Visitation	376	▼	+5.6%	+20
Delinquency	66	▲	-37.1%	-39
Juvenile Miscellaneous	26	▼	+23.8%	+5
Other	221	▼	-78.5%	-808

* Compared to same time period as previous year
 4/11/2024 12:31:34PM

** Case Type Categories are defined in the 2017 Virginia Judicial Workload Assessment
 Source: SCV-SQL-Information

CPSS - JCMS CASELOAD STATISTICS OF THE JUVENILE & DOMESTIC RELATIONS DISTRICT COURTS
 January 2024 thru March 2024 Filings (Compared to January 2023 thru March 2023)

Protective Orders	82	▼	-10.9%	-10
Support	276	▲	-3.8%	-11
Traffic	13	▼	-7.1%	-1
GRAND TOTAL	1,459	▼	-37.5%	-874

2024 Overall GRAND TOTAL		Distribution of Caseload		Change*		Percentage (%) of Caseload				
2024	216	Adult	89	41%	3.5% ▲	+3	2023	45.7%	2024	41.2%
		Juvenile	127	59%	24.5% ▲	+25	Juvenile	54.3%	58.8%	
2023	188	GRAND TOTAL	216	100%	14.9% ▲	+28	GRAND TOTAL	100%	100%	

Filings by Division & Code

Division	Case Type Description	Code	Summary	Change	% Change	Absolute Change
Adult	Other	OT	21	▲	+75.0%	+9
	Civil Support	VS	19	▼	-5.0%	-1
	Misdemeanor	CM	15	▲	+15.4%	+2
	Show Cause	SC	13	▲	-31.6%	-6
	Capias	CA	11	▲	-	+11
	Felony	CF	4	▲	+300.0%	+3
	Non-Family Abuse Protective Order	AP	4	▲	-	+4
	Family Abuse - Protective Order	FP	2	▼	-89.5%	-17
	Motion - Protective Order	MP	0	▼	-100.0%	-2
	Total			89	▲	3.5%
Juvenile	Custody Visitation	CV	63	▲	+16.7%	+9
	Traffic	T	16	▼	-5.9%	-1
	Abuse and Neglect	AN	13	▲	+333.3%	+10
	Felony	DF	12	▲	+1,100.0%	+11
	Misdemeanor	DM	11	▼	-42.1%	-8
	Non-Family Abuse Protective Order	AP	4	▲	-	+4
	Paternity	PT	4	▲	+100.0%	+2
	Permanency Planning	PH	2	▲	+100.0%	+1
	Foster Care Review	FC	1	▲	-	+1
	Truancy	TR	1	▲	-	+1
	Capias	CA	0	▼	-100.0%	-1
	Child at Risk	RI	0	▼	-100.0%	-1
	Show Cause	SC	0	▼	-100.0%	-3
	Total			127	▲	24.5%
GRAND TOTAL			216	▲	14.9%	+28

Filings by Major Case Category**

Category	Summary	Change	% Change	Absolute Change	
Adult Criminal	37	▲	+15.6%	+5	
Child Dependency	16	▲	+220.0%	+11	
Child in Need of Services/Supervision	1	▲	-	0	
Custody and Visitation	67	▲	+19.6%	+11	
Delinquency	23	▲	-	0	
Other	21	▲	+75.0%	+9	
Protective Orders	10	▲	-52.4%	-11	
Support	25	▲	+19.0%	+4	
Traffic	16	▼	-5.9%	-1	
GRAND TOTAL		216	▲	14.9%	+28

* Compared to same time period as previous year
 4/11/2024 12:31:34PM

** Case Type Categories are defined in the 2017 Virginia Judicial Workload Assessment
 Source: SCV-SQL-Information

2024 Overall GRAND TOTAL		Distribution of Caseload			Change*		Percentage (%) of Caseload		
158 -5.4% 	-9	Adult	78	49%	6.8% ▲	+5	Adult	43.7%	49.4%
		Juvenile	80	51%	-14.9% ▼	-14	Juvenile	56.3%	50.6%
		GRAND TOTAL	158	100%	-5.4% ▼	-9	GRAND TOTAL	100%	100%

Filings by Division & Code

Division	Case Type Description	Code	Summary	Change	% Change	Absolute Change
Adult	Misdemeanor	CM	21	▲	+61.5%	+8
	Show Cause	SC	15	▲	+7.1%	+1
	Other	OT	14	▲	+16.7%	+2
	Family Abuse - Protective Order	FP	8	▲	+100.0%	+4
	Capias	CA	6	▼	-25.0%	-2
	Civil Support	VS	6	▼	-64.7%	-11
	Felony	CF	5	↔		-
	Non-Family Abuse Protective Order	AP	2	▲	-	+2
	Motion - Protective Order	MP	1	▲	-	+1
		Total		78	▲	6.8%
Juvenile	Custody Visitation	CV	38	▼	-33.3%	-19
	Misdemeanor	DM	15	▲	+25.0%	+3
	Permanency Planning	PH	6	▲	+500.0%	+5
	Felony	DF	5	▲	+25.0%	+1
	Terminate Parental Rights	TP	3	▲	-	+3
	Abuse and Neglect	AN	2	▼	-33.3%	-1
	Civil Violation	CI	2	▲	-	+2
	Status	ST	2	▲	-	+2
	Traffic	T	2	▼	-50.0%	-2
	Capias	CA	1	↔		-
	Child In Need of Services	CS	1	▲	-	+1
	Paternity	PT	1	▲	-	+1
	Remand Custody	RC	1	▲	-	+1
	Voluntary Continuing Services and Support Agreem	VA	1	▲	-	+1
	Initial Foster Care	IF	0	▼	-100.0%	-9
	Temporary Detention Order	TD	0	▼	-100.0%	-1
	Truancy	TR	0	▼	-100.0%	-2
		Total		80	▼	-14.9%
GRAND TOTAL			158	▼	-5.4%	-9

Filings by Major Case Category**

Category	Summary	Change	% Change	Absolute Change
Adult Criminal	44	▲	+57.1%	+16
Child Dependency	12	▲	-7.7%	-1
Child in Need of Services/Supervision	1	▲	-50.0%	-1
Custody and Visitation	39	▲	-31.6%	-18
Delinquency	21	▲	+23.5%	+4
Juvenile Miscellaneous	2	▲	-	+2
New to Workload Study	2	▲	-	+2
Other	15	▲	+15.4%	+2
Protective Orders	11	▲	+175.0%	+7
Support	9	▼	-69.0%	-20
Traffic	2	▼	-50.0%	-2
GRAND TOTAL		158	▼	-5.4%

* Compared to same time period as previous year
 4/11/2024 12:31:34PM

** Case Type Categories are defined in the 2017 Virginia Judicial Workload Assessment
 Source: SCV-SQL-Information

2024 Overall GRAND TOTAL		Distribution of Caseload		Change*		Percentage (%) of Caseload			
145 	+11	Adult	71	49%	34.0% ▲	+18	Adult	39.6%	49.0%
	8.2%	Juvenile	74	51%	-8.6% ▼	-7	Juvenile	60.4%	51.0%
GRAND TOTAL 145		GRAND TOTAL 145		100%	8.2% ▲	+11	GRAND TOTAL 100%		100%

Filings by Division & Code

Division	Case Type Description	Code	Summary	Change	% Change	Absolute Change
Adult	Other	OT	21	▲	+110.0%	+11
	Misdemeanor	CM	18	▲	+80.0%	+8
	Felony	CF	15	▲	+1,400.0%	+14
	Show Cause	SC	9	▼	-18.2%	-2
	Civil Support	VS	6	▼	-33.3%	-3
	Family Abuse - Protective Order	FP	2	▼	-33.3%	-1
	Capias	CA	0	▼	-100.0%	-9
	Total			71	▲	34.0%
Juvenile	Custody Visitation	CV	28	▲	+27.3%	+6
	Felony	DF	9	▲	+125.0%	+5
	Misdemeanor	DM	9	▼	-59.1%	-13
	Traffic	T	9	▲	+80.0%	+4
	Foster Care Review	FC	8	▲	+33.3%	+2
	Status	ST	3	▲	+200.0%	+2
	Emergency Custody Order	EC	2	↔		-
	Temporary Detention Order	TD	2	↔		-
	Non-Family Abuse Protective Order	AP	1	▲	-	+1
	Paternity	PT	1	↔		-
	Permanency Planning	PH	1	▼	-66.7%	-2
	Show Cause	SC	1	▲	-	+1
	Child In Need of Services	CS	0	▼	-100.0%	-2
	Terminate Parental Rights	TP	0	▼	-100.0%	-10
	Truancy	TR	0	▼	-100.0%	-1
	Total			74	▼	-8.6%
GRAND TOTAL			145	▲	8.2%	+11

Filings by Major Case Category**

Category	Summary	Change	% Change	Absolute Change	
Adult Criminal	38	▲	+46.2%	+12	
Child Dependency	9	▼	-52.6%	-10	
Child in Need of Services/Supervision	0	▼	-100.0%	-3	
Custody and Visitation	29	▲	+26.1%	+6	
Delinquency	19	▲	-26.9%	-7	
Juvenile Miscellaneous	3	▲	+200.0%	+2	
Other	25	▲	+78.6%	+11	
Protective Orders	3	▲		0	
Support	10	▼	-28.6%	-4	
Traffic	9	▲	+80.0%	+4	
GRAND TOTAL		145	▲	8.2%	+11

* Compared to same time period as previous year
 4/11/2024 12:31:34PM

** Case Type Categories are defined in the 2017 Virginia Judicial Workload Assessment
 Source: SCV-SQL-Information

2024 Overall GRAND TOTAL		Distribution of Caseload		Change*		Percentage (%) of Caseload														
523 -94 -15.2% 		Adult	282	54%	-18.5%	▼	-64													
		Juvenile	241	46%	-11.1%	▼	-30													
		GRAND TOTAL	523	100%	-15.2%	▼	-94													
								<table border="1"> <thead> <tr> <th></th> <th>2023</th> <th>2024</th> </tr> </thead> <tbody> <tr> <td>Adult</td> <td>56.1%</td> <td>53.9%</td> </tr> <tr> <td>Juvenile</td> <td>43.9%</td> <td>46.1%</td> </tr> <tr> <td>GRAND TOTAL</td> <td>100%</td> <td>100%</td> </tr> </tbody> </table>		2023	2024	Adult	56.1%	53.9%	Juvenile	43.9%	46.1%	GRAND TOTAL	100%	100%
	2023	2024																		
Adult	56.1%	53.9%																		
Juvenile	43.9%	46.1%																		
GRAND TOTAL	100%	100%																		

Filings by Division & Code

Division	Case Type Description	Code	Summary	Change	% Change	Absolute Change
Adult	Civil Support	VS	63	▲	+16.7%	+9
	Misdemeanor	CM	61	▼	-11.6%	-8
	Other	OT	40	▲	+11.1%	+4
	Show Cause	SC	37	▼	-58.0%	-51
	Family Abuse - Protective Order	FP	32	▲	+6.7%	+2
	Capias	CA	22	▲	-40.5%	-15
	Felony	CF	17	▼	-22.7%	-5
	Motion - Protective Order	MP	5	▲	+150.0%	+3
	Violation of Protective Order	PV	3	▲	+200.0%	+2
	Bond Forfeiture	BF	1	▲	-	+1
	Non-Family Abuse Protective Order	AP	1	▼	-50.0%	-1
	Emergency Substantial Risk Order	SR	0	▼	-100.0%	-4
	Protective Order	PC	0	▼	-100.0%	-1
	Total		282	▼	-18.5%	-64
Juvenile	Custody Visitation	CV	158	▼	-13.2%	-24
	Misdemeanor	DM	23	▼	-17.9%	-5
	Abuse and Neglect	AN	12	▲	+50.0%	+4
	Traffic	T	9	▲	+80.0%	+4
	Initial Foster Care	IF	7	▲	+133.3%	+4
	Foster Care Review	FC	6	▲	+20.0%	+1
	Show Cause	SC	5	▲	+150.0%	+3
	Terminate Parental Rights	TP	4	▲	-	+4
	Temporary Detention Order	TD	3	↔	-	-
	Truancy	TR	3	▼	-25.0%	-1
	Emergency Custody Order	EC	2	▼	-33.3%	-1
	Felony	DF	2	▼	-75.0%	-6
	Non-Family Abuse Protective Order	AP	2	▼	-33.3%	-1
	Capias	CA	1	▲	-	+1
	Civil Violation	CI	1	▲	-	+1
	Permanency Planning	PH	1	▼	-50.0%	-1
	Relief of Custody	CR	1	▲	-	+1
	Status	ST	1	▼	-85.7%	-6
	Child In Need of Services	CS	0	▼	-100.0%	-1
	Mental Commitment	MC	0	▼	-100.0%	-1
	Paternity	PT	0	▼	-100.0%	-2
	Qualified Residential Treatment	QR	0	▼	-100.0%	-2
	Special Immigrant Juvenile Status	SI	0	▼	-100.0%	-2
	Total		241	▼	-11.1%	-30
	GRAND TOTAL		523	▼	-15.2%	-94

Filings by Major Case Category**

Category	Summary	Change	% Change	Absolute Change
Adult Criminal	120	▲	-34.1%	-62
Child Dependency	31	▲	+55.0%	+11
Child in Need of Services/Supervision	7	▲	+40.0%	+2
Custody and Visitation	158	▼	-14.1%	-26
Delinquency	27	▲	-28.9%	-11
Juvenile Miscellaneous	1	▼	-85.7%	-6

* Compared to same time period as previous year
 4/11/2024 12:31:34PM

** Case Type Categories are defined in the 2017 Virginia Judicial Workload Assessment
 Source: SCV-SQL-Information

CPSS - JCMS CASELOAD STATISTICS OF THE JUVENILE & DOMESTIC RELATIONS DISTRICT COURTS
 January 2024 thru March 2024 Filings (Compared to January 2023 thru March 2023)

New to Workload Study	1	▲	-83.3%	-5
Other	45	▼	+4.7%	+2
Protective Orders	40	▲	+8.1%	+3
Support	84	▲	-6.7%	-6
Traffic	9	▲	+80.0%	+4
GRAND TOTAL	523	▼	-15.2%	-94

2024 Overall GRAND TOTAL		Distribution of Caseload		Change*		Percentage (%) of Caseload		
487	-37 -7.1%	Adult	216 44%	-14.3% ▼	-36	Adult	48.1%	44.4%
2024		Juvenile	271 56%	-0.4% ▼	-1	Juvenile	51.9%	55.6%
2023		GRAND TOTAL	487 100%	-7.1% ▼	-37	GRAND TOTAL	100%	100%

Filings by Division & Code

Division	Case Type Description	Code	Summary	Change	% Change	Absolute Change
Adult	Misdemeanor	CM	73	▲	+5.8%	+4
	Civil Support	VS	45	▲	+2.3%	+1
	Family Abuse - Protective Order	FP	31	▲	+3.3%	+1
	Show Cause	SC	24	▲	-25.0%	-8
	Felony	CF	14	▼	-17.6%	-3
	Other	OT	13	▲	-56.7%	-17
	Capias	CA	10	▼	-50.0%	-10
	Non-Family Abuse Protective Order	AP	3	↔		-
	Remand Support	RS	2	▲	-	+2
	Motion - Protective Order	MP	1	▼	-85.7%	-6
	Total		216	▼	-14.3%	-36
Juvenile	Custody Visitation	CV	163	▼	-8.4%	-15
	Misdemeanor	DM	39	▲	+50.0%	+13
	Traffic	T	21	▲	+200.0%	+14
	Felony	DF	12	▼	-55.6%	-15
	Non-Family Abuse Protective Order	AP	11	▼	-8.3%	-1
	Civil Violation	CI	10	▲	+233.3%	+7
	Family Abuse - Protective Order	FP	5	▲	-	+5
	Show Cause	SC	4	▲	+33.3%	+1
	Foster Care Review	FC	2	▼	-50.0%	-2
	Capias	CA	1	▼	-50.0%	-1
	Paternity	PT	1	▲	-	+1
	Remand Custody	RC	1	▲	-	+1
	Remand Visitation	RV	1	▲	-	+1
	Abuse and Neglect	AN	0	▼	-100.0%	-5
	Initial Foster Care	IF	0	▼	-100.0%	-4
	Truancy	TR	0	▼	-100.0%	-1
	Total		271	▼	-0.4%	-1
GRAND TOTAL			487	▼	-7.1%	-37

Filings by Major Case Category**

Category	Summary	Change	% Change	Absolute Change	
Adult Criminal	114	▼	-13.6%	-18	
Child Dependency	2	▼	-84.6%	-11	
Child in Need of Services/Supervision	0	▼	-100.0%	-1	
Custody and Visitation	164	▲	-7.9%	-14	
Delinquency	56	▼	-3.4%	-2	
New to Workload Study	10	▲	+233.3%	+7	
Other	17	▲	-43.3%	-13	
Protective Orders	51	▲	-1.9%	-1	
Support	52	▼	+4.0%	+2	
Traffic	21	▲	+200.0%	+14	
GRAND TOTAL		487	▼	-7.1%	-37

* Compared to same time period as previous year
 4/11/2024 12:31:34PM

** Case Type Categories are defined in the 2017 Virginia Judicial Workload Assessment
 Source: SCV-SQL-Information

2024 Overall GRAND TOTAL		Distribution of Caseload		Change*		Percentage (%) of Caseload			
45	-17 -27.4%	Adult	30	67%	-11.8% ▼	-4	Adult	54.8%	66.7%
2024		Juvenile	15	33%	-46.4% ▼	-13	Juvenile	45.2%	33.3%
2023		GRAND TOTAL	45	100%	-27.4% ▼	-17	GRAND TOTAL	100%	100%

Filings by Division & Code

Division	Case Type Description	Code	Summary	Change	% Change	Absolute Change
Adult	Civil Support	VS	10	▲	+100.0%	+5
	Other	OT	7	▼	-22.2%	-2
	Misdemeanor	CM	5	▼	-37.5%	-3
	Family Abuse - Protective Order	FP	3	▼	-25.0%	-1
	Show Cause	SC	3	▼	-50.0%	-3
	Felony	CF	2	▲	+100.0%	+1
	Capias	CA	0	▼	-100.0%	-1
	Total			30	▼	-11.8%
Juvenile	Custody Visitation	CV	12	▼	-53.8%	-14
	Child In Need of Services	CS	2	▲	-	+2
	Traffic	T	1	▼	-50.0%	-1
	Total			15	▼	-46.4%
GRAND TOTAL			45	▼	-27.4%	-17

Filings by Major Case Category**

Category	Summary	Change	% Change	Absolute Change
Adult Criminal	8	▼	-38.5%	-5
Child in Need of Services/Supervision	2	▲	-	+2
Custody and Visitation	12	▼	-53.8%	-14
Other	7	▼	-22.2%	-2
Protective Orders	3	▼	-25.0%	-1
Support	12	↔	+50.0%	+4
Traffic	1	▼	-50.0%	-1
GRAND TOTAL	45	▼	-27.4%	-17

* Compared to same time period as previous year
 4/11/2024 12:31:34PM

** Case Type Categories are defined in the 2017 Virginia Judicial Workload Assessment
 Source: SCV-SQL-Information

2024 Overall GRAND TOTAL		Distribution of Caseload			Change*		Percentage (%) of Caseload		
151 +24 18.9% 	Adult	88	58%	33.3% ▲	+22	Adult	52.0%	58.3%	
	Juvenile	63	42%	3.3% ▲	+2	Juvenile	48.0%	41.7%	
GRAND TOTAL		151	100%	18.9% ▲	+24	GRAND TOTAL	100%	100%	

Filings by Division & Code

Division	Case Type Description	Code	Summary	Change	% Change	Absolute Change
Adult	Show Cause	SC	23	▲	+76.9%	+10
	Misdemeanor	CM	20	▲	+17.6%	+3
	Other	OT	15	▲	+400.0%	+12
	Civil Support	VS	11	↔		-
	Family Abuse - Protective Order	FP	9	↔		-
	Felony	CF	6	↔		-
	Capias	CA	2	↔	-66.7%	-4
	Non-Family Abuse Protective Order	AP	2	▲	-	+2
	Motion - Protective Order	MP	0	▼	-100.0%	-1
	Total			88	▲	33.3%
Juvenile	Custody Visitation	CV	23	▼	-8.0%	-2
	Foster Care Review	FC	11	▲	+450.0%	+9
	Permanency Planning	PH	8	▲	+700.0%	+7
	Traffic	T	8	▼	-11.1%	-1
	Misdemeanor	DM	6	▲	+20.0%	+1
	Felony	DF	3	▲	-	+3
	Civil Violation	CI	1	▲	-	+1
	Paternity	PT	1	▲	-	+1
	Special Immigrant Juvenile Status	SI	1	▲	-	+1
	Terminate Parental Rights	TP	1	▲	-	+1
	Abuse and Neglect	AN	0	▼	-100.0%	-6
	Family Abuse - Protective Order	FP	0	▼	-100.0%	-1
	Initial Foster Care	IF	0	▼	-100.0%	-7
	Remand Custody	RC	0	▼	-100.0%	-1
	Remand Visitation	RV	0	▼	-100.0%	-1
	Show Cause	SC	0	▼	-100.0%	-1
	Status	ST	0	▼	-100.0%	-1
	Truancy	TR	0	▼	-100.0%	-1
	Total			63	▲	3.3%
GRAND TOTAL			151	▲	18.9%	+24

Filings by Major Case Category**

Category	Summary	Change	% Change	Absolute Change
Adult Criminal	45	▼	+12.5%	+5
Child Dependency	20	▲	+25.0%	+4
Child in Need of Services/Supervision	0	▼	-100.0%	-1
Custody and Visitation	24	▲	-4.0%	-1
Delinquency	9	▲	+50.0%	+3
Juvenile Miscellaneous	0	▼	-100.0%	-1
New to Workload Study	2	▲	-	+2
Other	15	▲	+200.0%	+10
Protective Orders	11	▲		0
Support	17	▲	+30.8%	+4
Traffic	8	▼	-11.1%	-1
GRAND TOTAL	151	▲	18.9%	+24

* Compared to same time period as previous year
 4/11/2024 12:31:34PM

** Case Type Categories are defined in the 2017 Virginia Judicial Workload Assessment
 Source: SCV-SQL-Information

2024 Overall GRAND TOTAL		Distribution of Caseload			Change*		Percentage (%) of Caseload		
3,507 +52 1.5% 	2024 2023	Adult	2,220	63%	1.6% ▲	+36	Adult	63.2%	63.3%
		Juvenile	1,287	37%	1.3% ▲	+16	Juvenile	36.8%	36.7%
GRAND TOTAL		3,507	100%	1.5% ▲	+52	GRAND TOTAL	100%	100%	

Filings by Division & Code

Division	Case Type Description	Code	Summary	Change	% Change	Absolute Change	
Adult	Misdemeanor	CM	583	▼	-2.0%	-12	
	Other	OT	399	▲	-2.9%	-12	
	Show Cause	SC	332	▲	+10.3%	+31	
	Civil Support	VS	287	▼	-6.2%	-19	
	Felony	CF	272	▲	+49.5%	+90	
	Family Abuse - Protective Order	FP	163	▲	+1.2%	+2	
	Capias	CA	151	▼	-23.4%	-46	
	Violation of Protective Order	PV	11	↔		-	
	Non-Family Abuse Protective Order	AP	10	▲	+66.7%	+4	
	Motion - Protective Order	MP	8	▲	+33.3%	+2	
	Remand Support	RS	3	▼	-50.0%	-3	
	Bond Forfeiture	BF	1	↔		-	
	Restricted License for Non-Support	SL	0	▼	-100.0%	-1	
Total			2,220	▲	1.6%	+36	
Juvenile	Custody Visitation	CV	649	▼	-11.8%	-87	
	Misdemeanor	DM	209	▲	+60.8%	+79	
	Felony	DF	66	▼	-9.6%	-7	
	Mental Commitment	MC	35	▼	-23.9%	-11	
	Civil Violation	CI	33	▲	+65.0%	+13	
	Status	ST	33	▼	+37.5%	+9	
	Truancy	TR	33	▼	-35.3%	-18	
	Initial Foster Care	IF	25	▲	+177.8%	+16	
	Traffic	T	25	▼	-10.7%	-3	
	Non-Family Abuse Protective Order	AP	24	▲	+33.3%	+6	
	Abuse and Neglect	AN	21	▼	-16.0%	-4	
	Child In Need of Services	CS	21	▲	+75.0%	+9	
	Show Cause	SC	21	▲	+600.0%	+18	
	Foster Care Review	FC	19	▲	+18.8%	+3	
	Permanency Planning	PH	18	▲	+20.0%	+3	
	Other	OT	15	▲	+66.7%	+6	
	Paternity	PT	12	▼	-55.6%	-15	
	Terminate Parental Rights	TP	6	▲	+20.0%	+1	
	Special Immigrant Juvenile Status	SI	5	▲	-	+5	
	Temporary Detention Order	TD	5	▼	-44.4%	-4	
	Family Abuse - Protective Order	FP	4	▲	-	+4	
	Remand Custody	RC	3	▼	-66.7%	-6	
	Emergency Custody Order	EC	2	▼	-60.0%	-3	
	Voluntary Continuing Services and Support Agreem	VA	2	▲	+100.0%	+1	
	Capias	CA	1	▲	-	+1	
	Total			1,287	▲	1.3%	+16
	GRAND TOTAL			3,507	▲	1.5%	+52

Filings by Major Case Category**

Category	Summary	Change	% Change	Absolute Change
Adult Criminal	1,295	▲	+8.6%	+103
Child Dependency	91	▲	+28.2%	+20
Child in Need of Services/Supervision	54	▲	-14.3%	-9
Custody and Visitation	661	▼	-13.4%	-102
Delinquency	297	▲	+44.2%	+91

* Compared to same time period as previous year
 4/11/2024 12:31:34PM

** Case Type Categories are defined in the 2017 Virginia Judicial Workload Assessment
 Source: SCV-SQL-Information

Juvenile Miscellaneous	34	▲	+41.7%	+10
New to Workload Study	38	▲	+90.0%	+18
Other	461	▲	-6.9%	-34
Protective Orders	209	▲	+9.4%	+18
Support	342	▼	-14.9%	-60
Traffic	25	▼	-10.7%	-3
GRAND TOTAL	3,507	▲	1.5%	+52

2024 Overall GRAND TOTAL		Distribution of Caseload			Change*		Percentage (%) of Caseload		
2,449 	+36 1.5% 	Adult	1,325	54%	2.6% ▲	+33	Adult	53.5%	54.1%
		Juvenile	1,124	46%	0.3% ▲	+3	Juvenile	46.5%	45.9%
GRAND TOTAL		2,449	100%		1.5% ▲	+36	GRAND TOTAL	100%	100%

Filings by Division & Code

Division	Case Type Description	Code	Summary	Change	% Change	Absolute Change	
Adult	Misdemeanor	CM	313	▲	+23.7%	+60	
	Show Cause	SC	274	▲	+12.8%	+31	
	Other	OT	255	▼	-11.8%	-34	
	Civil Support	VS	179	▼	-1.1%	-2	
	Family Abuse - Protective Order	FP	102	▼	-3.8%	-4	
	Capias	CA	96	▼	-18.6%	-22	
	Felony	CF	84	▲	+23.5%	+16	
	Non-Family Abuse Protective Order	AP	7	▲	+75.0%	+3	
	Violation of Protective Order	PV	5	▼	-58.3%	-7	
	Motion - Protective Order	MP	4	↔		-	
	Remand Support	RS	4	▼	-66.7%	-8	
	Restricted License for Non-Support	SL	2	↔		-	
	Total			1,325	▲	2.6%	+33
Juvenile	Custody Visitation	CV	706	▲	+1.1%	+8	
	Misdemeanor	DM	120	▲	+1.7%	+2	
	Status	ST	41	▼	-21.2%	-11	
	Felony	DF	37	▼	-30.2%	-16	
	Foster Care Review	FC	27	▲	+107.7%	+14	
	Truancy	TR	27	▼	-38.6%	-17	
	Temporary Detention Order	TD	22	▲	-	+22	
	Abuse and Neglect	AN	20	▲	+53.8%	+7	
	Traffic	T	17	▼	-5.6%	-1	
	Paternity	PT	15	▼	-21.1%	-4	
	Permanency Planning	PH	15	▲	+25.0%	+3	
	Non-Family Abuse Protective Order	AP	13	↔		-	
	Voluntary Continuing Services and Support Agree	VA	10	▲	+100.0%	+5	
	Emergency Custody Order	EC	8	▲	-	+8	
	Show Cause	SC	8	▲	+60.0%	+3	
	Terminate Parental Rights	TP	7	▲	+16.7%	+1	
	Family Abuse - Protective Order	FP	5	▲	-	+5	
	Remand Custody	RC	5	▼	-61.5%	-8	
	Remand Visitation	RV	5	▼	-61.5%	-8	
	Entrustment	ET	4	▲	+33.3%	+1	
	Civil Violation	CI	3	▼	-50.0%	-3	
	Capias	CA	2	▲	-50.0%	-2	
	Initial Foster Care	IF	2	▼	-66.7%	-4	
	Other	OT	2	↔		-	
	Juvenile Support	JS	1	▲	-	+1	
	Relief of Custody	CR	1	▲	-	+1	
	Special Immigrant Juvenile Status	SI	1	▲	-	+1	
	Child In Need of Services	CS	0	▼	-100.0%	-5	
	Total			1,124	▲	0.3%	+3
	GRAND TOTAL			2,449	▲	1.5%	+36

Filings by Major Case Category**

Category	Summary	Change	% Change	Absolute Change
Adult Criminal	720	▼	+12.0%	+77
Child Dependency	86	▲	+48.3%	+28
Child in Need of Services/Supervision	27	▼	-44.9%	-22

* Compared to same time period as previous year
 4/11/2024 12:31:34PM

** Case Type Categories are defined in the 2017 Virginia Judicial Workload Assessment
 Source: SCV-SQL-Information

CPSS - JCMS CASELOAD STATISTICS OF THE JUVENILE & DOMESTIC RELATIONS DISTRICT COURTS
 January 2024 thru March 2024 Filings (Compared to January 2023 thru March 2023)

Hampton

District: 8 FIPS: 650

Custody and Visitation	722	▲	+0.7%	+5
Delinquency	166	▼	-7.8%	-14
Juvenile Miscellaneous	41	▼	-21.2%	-11
New to Workload Study	4	▲	-33.3%	-2
Other	301	▲	-8.5%	-28
Protective Orders	131	▲	+3.1%	+4
Support	234	▲		0
Traffic	17	▼	-5.6%	-1
GRAND TOTAL	2,449	▲	1.5%	+36

2024 Overall GRAND TOTAL		Distribution of Caseload		Change*		Percentage (%) of Caseload			
34	-20 -37.0%	Adult	21	62%	-47.5% ▼	-19	Adult	74.1%	61.8%
2024		Juvenile	13	38%	-7.1% ▼	-1	Juvenile	25.9%	38.2%
2023		GRAND TOTAL	34	100%	-37.0% ▼	-20	GRAND TOTAL	100%	100%

Filings by Division & Code

Division	Case Type Description	Code	Summary	Change	% Change	Absolute Change
Adult	Other	OT	5	↔		-
	Capias	CA	3	▼	-50.0%	-3
	Show Cause	SC	3	▲	-50.0%	-3
	Civil Support	VS	2	▼	-60.0%	-3
	Family Abuse - Protective Order	FP	2	▼	-60.0%	-3
	Felony	CF	2	▲	-	+2
	Misdemeanor	CM	2	▼	-83.3%	-10
	Bond Forfeiture	BF	1	↔		-
	Motion - Protective Order	MP	1	▲	-	+1
	Total			21	▼	-47.5%
Juvenile	Custody Visitation	CV	8	▼	-20.0%	-2
	Abuse and Neglect	AN	4	▲	-	+4
	Truancy	TR	1	▲	-	+1
	Foster Care Review	FC	0	▼	-100.0%	-1
	Misdemeanor	DM	0	▼	-100.0%	-1
	Non-Family Abuse Protective Order	AP	0	▼	-100.0%	-2
Total			13	▼	-7.1%	-1
GRAND TOTAL			34	▼	-37.0%	-20

Filings by Major Case Category**

Category	Summary	Change	% Change	Absolute Change
Adult Criminal	9	▲	-62.5%	-15
Child Dependency	4	▲	+300.0%	+3
Child in Need of Services/Supervision	1	▲	-	+1
Custody and Visitation	8	▼	-20.0%	-2
Delinquency	0	▼	-100.0%	-1
Other	5	↔		0
Protective Orders	3	▲	-57.1%	-4
Support	4	▲	-33.3%	-2
GRAND TOTAL	34	▼	-37.0%	-20

* Compared to same time period as previous year
 4/11/2024 12:31:34PM

** Case Type Categories are defined in the 2017 Virginia Judicial Workload Assessment
 Source: SCV-SQL-Information

2024 Overall GRAND TOTAL		Distribution of Caseload		Change*		Percentage (%) of Caseload		
543 	0	0.0%	Adult 306 56% Juvenile 237 44% GRAND TOTAL 543 100%	2.7% ▲ +8 -3.3% ▼ -8 0.0% 0	Adult 54.9% 56.4% Juvenile 45.1% 43.6% GRAND TOTAL 100% 100%			

Filings by Division & Code

Division	Case Type Description	Code	Summary	Change	% Change	Absolute Change
Adult	Misdemeanor	CM	85	▲	+25.0%	+17
	Other	OT	61	▲	+13.0%	+7
	Show Cause	SC	53	▲	+29.3%	+12
	Civil Support	VS	39	▼	-22.0%	-11
	Family Abuse - Protective Order	FP	26	▼	-18.8%	-6
	Felony	CF	11	▼	-50.0%	-11
	Motion - Protective Order	MP	8	▲	+60.0%	+3
	Violation of Protective Order	PV	8	▲	+300.0%	+6
	Capias	CA	7	▼	-65.0%	-13
	Non-Family Abuse Protective Order	AP	4	▲	-	+4
	Remand Support	RS	4	▲	+100.0%	+2
	Restricted License for Non-Support	SL	0	▼	-100.0%	-2
		Total		306	▲	2.7%
Juvenile	Custody Visitation	CV	160	▲	+10.3%	+15
	Misdemeanor	DM	15	▼	-59.5%	-22
	Traffic	T	10	▲	+42.9%	+3
	Remand Custody	RC	9	▲	+28.6%	+2
	Remand Visitation	RV	9	▲	+28.6%	+2
	Motion - Protective Order	MP	6	▲	+50.0%	+2
	Temporary Detention Order	TD	6	▲	+500.0%	+5
	Status	ST	5	▲	+150.0%	+3
	Child In Need of Services	CS	3	▲	+200.0%	+2
	Felony	DF	2	▼	-86.7%	-13
	Foster Care Review	FC	2	↔	-	-
	Other	OT	2	▲	-	+2
	Abuse and Neglect	AN	1	↔	-	-
	Initial Foster Care	IF	1	▼	-50.0%	-1
	Non-Family Abuse Protective Order	AP	1	↔	-	-
	Paternity	PT	1	▼	-75.0%	-3
	Permanency Planning	PH	1	▼	-50.0%	-1
	Relief of Custody	CR	1	▲	-	+1
	Truancy	TR	1	↔	-	-
	Voluntary Continuing Services and Support Agreem	VA	1	▲	-	+1
	Civil Violation	CI	0	▼	-100.0%	-1
Show Cause	SC	0	▼	-100.0%	-5	
	Total		237	▼	-3.3%	-8
GRAND TOTAL			543		0.0%	0

Filings by Major Case Category**

Category	Summary	Change	% Change	Absolute Change
Adult Criminal	152	▲	+5.6%	+8
Child Dependency	7	▲	-	0
Child in Need of Services/Supervision	4	▲	+100.0%	+2
Custody and Visitation	161	▼	+8.1%	+12
Delinquency	17	▼	-70.2%	-40
Juvenile Miscellaneous	5	▲	+150.0%	+3
New to Workload Study	0	▼	-100.0%	-1
Other	91	▲	+28.2%	+20

* Compared to same time period as previous year
 4/11/2024 12:31:34PM

** Case Type Categories are defined in the 2017 Virginia Judicial Workload Assessment
 Source: SCV-SQL-Information

CPSS - JCMS CASELOAD STATISTICS OF THE JUVENILE & DOMESTIC RELATIONS DISTRICT COURTS
January 2024 thru March 2024 Filings (Compared to January 2023 thru March 2023)

Gloucester

District: 9 FIPS: 073

Protective Orders	45	▲	+7.1%	+3
Support	51	▼	-16.4%	-10
Traffic	10	▲	+42.9%	+3
GRAND TOTAL	543		0.0%	0

2024 Overall GRAND TOTAL		Distribution of Caseload		Change*		Percentage (%) of Caseload			
119	-7 -5.6%	Adult	67	56%	4.7% ▲	+3	Adult	50.8%	56.3%
2024		Juvenile	52	44%	-16.1% ▼	-10	Juvenile	49.2%	43.7%
2023		GRAND TOTAL	119	100%	-5.6% ▼	-7	GRAND TOTAL	100%	100%

Filings by Division & Code

Division	Case Type Description	Code	Summary	Change	% Change	Absolute Change
Adult	Misdemeanor	CM	21	▲	+10.5%	+2
	Other	OT	17	▼	-32.0%	-8
	Civil Support	VS	10	▲	+233.3%	+7
	Family Abuse - Protective Order	FP	8	▼	-20.0%	-2
	Show Cause	SC	7	▲	+600.0%	+6
	Felony	CF	2	▼	-60.0%	-3
	Capias	CA	1	▲	-	+1
	Motion - Protective Order	MP	1	↔	-	-
	Total		67	▲	4.7%	+3
Juvenile	Custody Visitation	CV	27	▼	-42.6%	-20
	Non-Family Abuse Protective Order	AP	7	▲	-	+7
	Misdemeanor	DM	6	▼	-33.3%	-3
	Foster Care Review	FC	4	▲	-	+4
	Traffic	T	3	▼	-25.0%	-1
	Other	OT	2	▲	-	+2
	Truancy	TR	2	▲	-	+2
	Status	ST	1	▲	-	+1
	Felony	DF	0	▼	-100.0%	-1
	Temporary Detention Order	TD	0	▼	-100.0%	-1
	Total		52	▼	-16.1%	-10
GRAND TOTAL			119	▼	-5.6%	-7

Filings by Major Case Category**

Category	Summary	Change	% Change	Absolute Change
Adult Criminal	28	▲	+12.0%	+3
Child Dependency	4	▲	-	+4
Child in Need of Services/Supervision	2	▲	-	+2
Custody and Visitation	27	▼	-42.6%	-20
Delinquency	6	▼	-40.0%	-4
Juvenile Miscellaneous	1	▲	-	+1
Other	19	▲	-26.9%	-7
Protective Orders	16	▲	+45.5%	+5
Support	13	▲	+333.3%	+10
Traffic	3	▼	-25.0%	-1
GRAND TOTAL	119	▼	-5.6%	-7

* Compared to same time period as previous year
 4/11/2024 12:31:34PM

** Case Type Categories are defined in the 2017 Virginia Judicial Workload Assessment
 Source: SCV-SQL-Information

2024 Overall GRAND TOTAL	Distribution of Caseload	Change*	Percentage (%) of Caseload																								
307 	<table border="1"> <tr> <td>Adult</td> <td>178</td> <td>58%</td> <td>29.9% ▲</td> <td>+41</td> </tr> <tr> <td>Juvenile</td> <td>129</td> <td>42%</td> <td>-21.3% ▼</td> <td>-35</td> </tr> <tr> <td>GRAND TOTAL</td> <td>307</td> <td>100%</td> <td>2.0% ▲</td> <td>+6</td> </tr> </table>	Adult	178	58%	29.9% ▲	+41	Juvenile	129	42%	-21.3% ▼	-35	GRAND TOTAL	307	100%	2.0% ▲	+6		<table border="1"> <tr> <td>Adult</td> <td>45.5%</td> <td>58.0%</td> </tr> <tr> <td>Juvenile</td> <td>54.5%</td> <td>42.0%</td> </tr> <tr> <td>GRAND TOTAL</td> <td>100%</td> <td>100%</td> </tr> </table>	Adult	45.5%	58.0%	Juvenile	54.5%	42.0%	GRAND TOTAL	100%	100%
Adult	178	58%	29.9% ▲	+41																							
Juvenile	129	42%	-21.3% ▼	-35																							
GRAND TOTAL	307	100%	2.0% ▲	+6																							
Adult	45.5%	58.0%																									
Juvenile	54.5%	42.0%																									
GRAND TOTAL	100%	100%																									

Filings by Division & Code

Division	Case Type Description	Code	Summary	Change	% Change	Absolute Change
Adult	Misdemeanor	CM	49	▲	+53.1%	+17
	Other	OT	41	▲	+51.9%	+14
	Civil Support	VS	37	▲	+94.7%	+18
	Family Abuse - Protective Order	FP	19	▲	+26.7%	+4
	Show Cause	SC	16	▲	-40.7%	-11
	Capias	CA	5	▲	+25.0%	+1
	Violation of Protective Order	PV	4	▲	+100.0%	+2
	Felony	CF	3	▲	+50.0%	+1
	Remand Support	RS	3	▲	-	+3
	Motion - Protective Order	MP	1	▼	-66.7%	-2
	Non-Family Abuse Protective Order	AP	0	▼	-100.0%	-6
		Total		178	▲	29.9%
Juvenile	Custody Visitation	CV	94	▼	-19.0%	-22
	Traffic	T	13	▲	+62.5%	+5
	Misdemeanor	DM	5	▼	-79.2%	-19
	Foster Care Review	FC	4	▲	+33.3%	+1
	Child In Need of Services	CS	2	▲	+100.0%	+1
	Non-Family Abuse Protective Order	AP	2	▲	-	+2
	Remand Custody	RC	2	▲	-	+2
	Show Cause	SC	2	↔	-	-
	Truancy	TR	2	▲	-	+2
	Abuse and Neglect	AN	1	▼	-50.0%	-1
	Paternity	PT	1	↔	-	-
	Remand Visitation	RV	1	▲	-	+1
	Civil Violation	CI	0	▼	-100.0%	-1
	Felony	DF	0	▼	-100.0%	-5
	Qualified Residential Treatment	QR	0	▼	-100.0%	-1
	Total		129	▼	-21.3%	-35
GRAND TOTAL			307	▲	2.0%	+6

Filings by Major Case Category**

Category	Summary	Change	% Change	Absolute Change
Adult Criminal	69	▲	+7.8%	+5
Child Dependency	5	▼	-16.7%	-1
Child in Need of Services/Supervision	4	▲	+300.0%	+3
Custody and Visitation	95	▼	-18.8%	-22
Delinquency	7	▼	-77.4%	-24
New to Workload Study	0	▼	-100.0%	-1
Other	47	▲	+74.1%	+20
Protective Orders	22	▲	-8.3%	-2
Support	45	▲	+104.5%	+23
Traffic	13	▲	+62.5%	+5
GRAND TOTAL	307	▲	2.0%	+6

* Compared to same time period as previous year
 4/11/2024 12:31:34PM

** Case Type Categories are defined in the 2017 Virginia Judicial Workload Assessment
 Source: SCV-SQL-Information

2024 Overall GRAND TOTAL		Distribution of Caseload		Change*		Percentage (%) of Caseload			
91 +10 12.3% 		Adult	30	33%	36.4% ▲	+8	Adult	27.2%	33.0%
		Juvenile	61	67%	3.4% ▲	+2	Juvenile	72.8%	67.0%
GRAND TOTAL		91	100%	12.3% ▲	+10	GRAND TOTAL	100%	100%	

Filings by Division & Code



Division	Case Type Description	Code	Summary	Change	% Change	Absolute Change
Adult	Misdemeanor	CM	8	▲	+300.0%	+6
	Show Cause	SC	6	▲	-	-
	Civil Support	VS	5	▼	-54.5%	-6
	Other	OT	5	▲	-	+5
	Family Abuse - Protective Order	FP	3	▲	+200.0%	+2
	Capias	CA	2	↔	-	-
	Motion - Protective Order	MP	1	▲	-	+1
	Total			30	▲	36.4%
Juvenile	Custody Visitation	CV	41	▲	+57.7%	+15
	Status	ST	5	▲	+400.0%	+4
	Abuse and Neglect	AN	4	▼	-60.0%	-6
	Traffic	T	4	▲	+33.3%	+1
	Permanency Planning	PH	3	▲	-	+3
	Foster Care Review	FC	1	↔	-	-
	Initial Foster Care	IF	1	▼	-50.0%	-1
	Misdemeanor	DM	1	▼	-75.0%	-3
	Paternity	PT	1	↔	-	-
	Child In Need of Services	CS	0	▼	-100.0%	-1
	Emergency Custody Order	EC	0	▼	-100.0%	-1
	Entrustment	ET	0	▼	-100.0%	-1
	Felony	DF	0	▼	-100.0%	-3
	Motion - Protective Order	MP	0	▼	-100.0%	-1
	Temporary Detention Order	TD	0	▼	-100.0%	-1
	Truancy	TR	0	▼	-100.0%	-3
	Total			61	▲	3.4%
GRAND TOTAL			91	▲	12.3%	+10

Filings by Major Case Category**

Category	Summary	Change	% Change	Absolute Change	
Adult Criminal	14	▲	+40.0%	+4	
Child Dependency	9	▲	-35.7%	-5	
Child in Need of Services/Supervision	0	▼	-100.0%	-4	
Custody and Visitation	42	▲	+55.6%	+15	
Delinquency	1	▼	-85.7%	-6	
Juvenile Miscellaneous	5	▲	+400.0%	+4	
Other	5	▲	+150.0%	+3	
Protective Orders	4	▲	+100.0%	+2	
Support	7	▲	-36.4%	-4	
Traffic	4	▲	+33.3%	+1	
GRAND TOTAL		91	▲	12.3%	+10

* Compared to same time period as previous year
 4/11/2024 12:31:34PM

** Case Type Categories are defined in the 2017 Virginia Judicial Workload Assessment
 Source: SCV-SQL-Information

2024 Overall GRAND TOTAL		Distribution of Caseload			Change*		Percentage (%) of Caseload		
134 2024  2023  ↑ +4 3.1%	Adult	73	54%	23.7% ▲	+14	Adult	45.4%	54.5%	
	Juvenile	61	46%	-14.1% ▼	-10	Juvenile	54.6%	45.5%	
	GRAND TOTAL	134	100%	3.1% ▲	+4	GRAND TOTAL	100%	100%	

Filings by Division & Code

Division	Case Type Description	Code	Summary	Change	% Change	Absolute Change
Adult	Other	OT	18	▲	-5.3%	-1
	Misdemeanor	CM	17	▲	+30.8%	+4
	Civil Support	VS	14	▲	+133.3%	+8
	Family Abuse - Protective Order	FP	7	▲	+40.0%	+2
	Felony	CF	7	▲	-	+7
	Show Cause	SC	7	▼	-46.2%	-6
	Capias	CA	1	▼	-50.0%	-1
	Remand Support	RS	1	↔	-	-
	Violation of Protective Order	PV	1	▲	-	+1
	Total			73	▲	23.7%
Juvenile	Custody Visitation	CV	31	▼	-24.4%	-10
	Misdemeanor	DM	5	▼	-54.5%	-6
	Abuse and Neglect	AN	4	▲	-	+4
	Foster Care Review	FC	4	▲	-	+4
	Initial Foster Care	IF	4	▲	-	+4
	Truancy	TR	3	▲	-	+3
	Remand Visitation	RV	2	▲	-	+2
	Show Cause	SC	2	▼	-83.3%	-10
	Status	ST	2	↔	-	-
	Felony	DF	1	▼	-50.0%	-1
	Paternity	PT	1	▲	-	+1
	Remand Custody	RC	1	▲	-	+1
	Traffic	T	1	↔	-	-
	Motion - Protective Order	MP	0	▼	-100.0%	-2
	Total			61	▼	-14.1%
GRAND TOTAL			134	▲	3.1%	+4

Filings by Major Case Category**

Category	Summary	Change	% Change	Absolute Change
Adult Criminal	31	▲	+24.0%	+6
Child Dependency	12	▲	-	+12
Child in Need of Services/Supervision	3	▲	-	+3
Custody and Visitation	32	▲	-22.0%	-9
Delinquency	8	▼	-68.0%	-17
Juvenile Miscellaneous	2	↔	-	0
Other	22	▲	+10.0%	+2
Protective Orders	7	▼	-	0
Support	16	▲	+77.8%	+7
Traffic	1	↔	-	0
GRAND TOTAL	134	▲	3.1%	+4

* Compared to same time period as previous year
 4/11/2024 12:31:34PM

** Case Type Categories are defined in the 2017 Virginia Judicial Workload Assessment
 Source: SCV-SQL-Information

2024 Overall GRAND TOTAL		Distribution of Caseload		Change*		Percentage (%) of Caseload				
274 -34 -11.0% 	Adult	138	50%	-13.8%	▼	-22	2023	51.9%	2024	50.4%
	Juvenile	136	50%	-8.1%	▼	-12	2023	48.1%	2024	49.6%
GRAND TOTAL		274	100%	-11.0%	▼	-34	GRAND TOTAL	100%	100%	

Filings by Division & Code

Division	Case Type Description	Code	Summary	Change	% Change	Absolute Change
Adult	Show Cause	SC	38	▲	+245.5%	+27
	Misdemeanor	CM	29	▼	-51.7%	-31
	Civil Support	VS	23	▼	-4.2%	-1
	Other	OT	17	▲		-
	Family Abuse - Protective Order	FP	14	▼	-6.7%	-1
	Felony	CF	13	▼	-31.6%	-6
	Capias	CA	1	▼	-85.7%	-6
	Non-Family Abuse Protective Order	AP	1	▲	-	+1
	Remand Support	RS	1	▲	-	+1
	Violation of Protective Order	PV	1	↔	-	-
	Motion - Protective Order	MP	0	▼	-100.0%	-6
	Total			138	▼	-13.8%
Juvenile	Custody Visitation	CV	91	▲	+12.3%	+10
	Misdemeanor	DM	19	▼	-20.8%	-5
	Felony	DF	6	▼	-33.3%	-3
	Traffic	T	6	▼	-57.1%	-8
	Abuse and Neglect	AN	3	▲	+50.0%	+1
	Paternity	PT	3	▲	+50.0%	+1
	Relief of Custody	CR	2	▲	-	+2
	Show Cause	SC	2	↔	-	-
	Non-Family Abuse Protective Order	AP	1	▼	-50.0%	-1
	Permanency Planning	PH	1	▲	-	+1
	Temporary Detention Order	TD	1	↔	-	-
	Truancy	TR	1	▲	-	+1
	Child In Need of Services	CS	0	▼	-100.0%	-1
	Foster Care Review	FC	0	▼	-100.0%	-2
	Mental Commitment	MC	0	▼	-100.0%	-2
	Other	OT	0	▼	-100.0%	-2
	Status	ST	0	▼	-100.0%	-2
	Terminate Parental Rights	TP	0	▼	-100.0%	-1
	Voluntary Continuing Services and Support Agreen	VA	0	▼	-100.0%	-1
	Total			136	▼	-8.1%
GRAND TOTAL			274	▼	-11.0%	-34

Filings by Major Case Category**

Category	Summary	Change	% Change	Absolute Change	
Adult Criminal	56	▼	-38.5%	-35	
Child Dependency	6	▲		0	
Child in Need of Services/Supervision	1	▲		0	
Custody and Visitation	94	▲	+13.3%	+11	
Delinquency	27	▼	-22.9%	-8	
Juvenile Miscellaneous	0	▼	-100.0%	-2	
Other	19	▲	-13.6%	-3	
Protective Orders	16	▲	-30.4%	-7	
Support	49	▲	+58.1%	+18	
Traffic	6	▼	-57.1%	-8	
GRAND TOTAL		274	▼	-11.0%	-34

* Compared to same time period as previous year
 4/11/2024 12:31:34PM

** Case Type Categories are defined in the 2017 Virginia Judicial Workload Assessment
 Source: SCV-SQL-Information

2024 Overall GRAND TOTAL		Distribution of Caseload		Change*		Percentage (%) of Caseload		
977	-200 -17.0%	Adult	547 56%	-3.5% ▼	-20	Adult	48.2%	56.0%
2024		Juvenile	430 44%	-29.5% ▼	-180	Juvenile	51.8%	44.0%
2023		GRAND TOTAL	977 100%	-17.0% ▼	-200	GRAND TOTAL	100%	100%

Filings by Division & Code

Division	Case Type Description	Code	Summary	Change	% Change	Absolute Change	
Adult	Misdemeanor	CM	129	▲	+18.3%	+20	
	Show Cause	SC	105	▼	-31.8%	-49	
	Other	OT	81	▼	-12.0%	-11	
	Civil Support	VS	78	▼	-10.3%	-9	
	Felony	CF	62	▲	+67.6%	+25	
	Capias	CA	42	▲	+55.6%	+15	
	Family Abuse - Protective Order	FP	30	▼	-11.8%	-4	
	Remand Support	RS	8	▼	-20.0%	-2	
	Motion - Protective Order	MP	6	↔	-	-	
	Violation of Protective Order	PV	5	▼	-16.7%	-1	
	Non-Family Abuse Protective Order	AP	1	▲	-	+1	
	Bond Forfeiture	BF	0	▼	-100.0%	-3	
	Restricted License for Non-Support	SL	0	▼	-100.0%	-2	
	Total		547	▼	-3.5%	-20	
Juvenile	Custody Visitation	CV	251	▼	-32.0%	-118	
	Misdemeanor	DM	30	▼	-55.2%	-37	
	Show Cause	SC	25	▼	-24.2%	-8	
	Remand Visitation	RV	16	↔	-	-	
	Remand Custody	RC	15	▼	-6.3%	-1	
	Truancy	TR	12	▼	-42.9%	-9	
	Felony	DF	11	▲	+57.1%	+4	
	Status	ST	9	▼	-47.1%	-8	
	Traffic	T	8	▲	+33.3%	+2	
	Motion - Protective Order	MP	7	▲	+40.0%	+2	
	Special Immigrant Juvenile Status	SI	7	▲	+133.3%	+4	
	Foster Care Review	FC	6	▼	-40.0%	-4	
	Civil Violation	CI	5	▲	+150.0%	+3	
	Non-Family Abuse Protective Order	AP	5	▲	+25.0%	+1	
	Permanency Planning	PH	5	▲	+400.0%	+4	
	Temporary Detention Order	TD	5	▲	-	+5	
	Paternity	PT	4	▼	-71.4%	-10	
	Other	OT	3	▲	-	+3	
	Abuse and Neglect	AN	2	▼	-80.0%	-8	
	Emergency Custody Order	EC	2	▼	-33.3%	-1	
	Violation of Protective Order	PV	1	▲	-	+1	
	Voluntary Continuing Services and Support Agree	VA	1	▲	-	+1	
	Child In Need of Services	CS	0	▼	-100.0%	-1	
	Entrustment	ET	0	▼	-100.0%	-1	
	Initial Foster Care	IF	0	▼	-100.0%	-4	
		Total		430	▼	-29.5%	-180
		GRAND TOTAL		977	▼	-17.0%	-200

Filings by Major Case Category**

Category	Summary	Change	% Change	Absolute Change
Adult Criminal	325	▲	+14.0%	+40
Child Dependency	14	▲	-46.2%	-12
Child in Need of Services/Supervision	12	▼	-45.5%	-10
Custody and Visitation	255	▼	-33.4%	-128
Delinquency	67	▲	-37.4%	-40

* Compared to same time period as previous year
 4/11/2024 12:31:34PM

** Case Type Categories are defined in the 2017 Virginia Judicial Workload Assessment
 Source: SCV-SQL-Information

Juvenile Miscellaneous	9	▼	-47.1%	-8
New to Workload Study	12	▲	+140.0%	+7
Other	130	▲	-5.1%	-7
Protective Orders	49	▲		0
Support	96	▼	-31.4%	-44
Traffic	8	▲	+33.3%	+2
GRAND TOTAL	977	▼	-17.0%	-200

2024 Overall GRAND TOTAL		Distribution of Caseload			Change*		Percentage (%) of Caseload		
1,029 +231 28.9% 		Adult	507	49%	24.6% ▲	+100	Adult	51.0%	49.3%
		Juvenile	522	51%	33.5% ▲	+131	Juvenile	49.0%	50.7%
		GRAND TOTAL	1,029	100%	28.9% ▲	+231	GRAND TOTAL	100%	100%

Filings by Division & Code

Division	Case Type Description	Code	Summary	Change	% Change	Absolute Change
Adult	Misdemeanor	CM	124	▲	+27.8%	+27
	Civil Support	VS	92	▲	+22.7%	+17
	Show Cause	SC	76	▲	+61.7%	+29
	Felony	CF	68	▲	+28.3%	+15
	Other	OT	57	▼	-3.4%	-2
	Capias	CA	32	▲	+77.8%	+14
	Family Abuse - Protective Order	FP	29	▼	-21.6%	-8
	Remand Support	RS	12	▼	-20.0%	-3
	Motion - Protective Order	MP	9	▲	+80.0%	+4
	Non-Family Abuse Protective Order	AP	7	▲	-	+7
	Restricted License for Non-Support	SL	1	↔	-	-
	Total		507	▲	24.6%	+100
Juvenile	Custody Visitation	CV	242	▼	-0.4%	-1
	Misdemeanor	DM	114	▲	+147.8%	+68
	Felony	DF	52	▲	+372.7%	+41
	Abuse and Neglect	AN	15	▲	+1,400.0%	+14
	Traffic	T	15	▼	-11.8%	-2
	Remand Custody	RC	12	▼	-20.0%	-3
	Remand Visitation	RV	12	▼	-20.0%	-3
	Terminate Parental Rights	TP	10	▲	+100.0%	+5
	Other	OT	8	▲	-	+8
	Permanency Planning	PH	8	▲	+60.0%	+3
	Truancy	TR	7	▼	-36.4%	-4
	Show Cause	SC	5	▲	-37.5%	-3
	Status	ST	5	▲	+150.0%	+3
	Foster Care Review	FC	3	▲	+200.0%	+2
	Initial Foster Care	IF	3	▲	-	+3
	Non-Family Abuse Protective Order	AP	3	▲	+200.0%	+2
	Civil Violation	CI	2	↔	-	-
	Emergency Custody Order	EC	2	▲	-	+2
	Capias	CA	1	↔	-	-
	Child In Need of Services	CS	1	↔	-	-
	Family Abuse - Protective Order	FP	1	▲	-	+1
	Voluntary Continuing Services and Support Agreen	VA	1	▲	-	+1
	Child at Risk	RI	0	▼	-100.0%	-1
	Paternity	PT	0	▼	-100.0%	-3
	Qualified Residential Treatment	QR	0	▼	-100.0%	-1
	Special Immigrant Juvenile Status	SI	0	▼	-100.0%	-1
		Total		522	▲	33.5%
GRAND TOTAL			1,029	▲	28.9%	+231

Filings by Major Case Category**

Category	Summary	Change	% Change	Absolute Change
Adult Criminal	283	▲	+36.7%	+76
Child Dependency	40	▲	+185.7%	+26
Child in Need of Services/Supervision	9	▲	-25.0%	-3
Custody and Visitation	242	▼	-1.6%	-4
Delinquency	171	▲	+159.1%	+105

* Compared to same time period as previous year
 4/11/2024 12:31:34PM

** Case Type Categories are defined in the 2017 Virginia Judicial Workload Assessment
 Source: SCV-SQL-Information

CPSS - JCMS CASELOAD STATISTICS OF THE JUVENILE & DOMESTIC RELATIONS DISTRICT COURTS
 January 2024 thru March 2024 Filings (Compared to January 2023 thru March 2023)

York

District: 9 FIPS: 199

Juvenile Miscellaneous	5	▲	+150.0%	+3
New to Workload Study	2	▼	-33.3%	-1
Other	103	▲	-1.0%	-1
Protective Orders	49	▲	+14.0%	+6
Support	110	▲	+31.0%	+26
Traffic	15	▼	-11.8%	-2
GRAND TOTAL	1,029	▲	28.9%	+231

2024 Overall GRAND TOTAL		Distribution of Caseload			Change*		Percentage (%) of Caseload			
293	-88 -23.1%	Adult	137	47%	-10.5%	▼	-16	Adult	40.2%	46.8%
2024		Juvenile	156	53%	-31.6%	▼	-72	Juvenile	59.8%	53.2%
2023		GRAND TOTAL	293	100%	-23.1%	▼	-88	GRAND TOTAL	100%	100%

Filings by Division & Code

Division	Case Type Description	Code	Summary	Change	% Change	Absolute Change
Adult	Misdemeanor	CM	45	▲	+73.1%	+19
	Civil Support	VS	25	▼	-13.8%	-4
	Other	OT	21	▼	-38.2%	-13
	Family Abuse - Protective Order	FP	15	↔		-
	Show Cause	SC	12	▼	-42.9%	-9
	Felony	CF	6	▼	-62.5%	-10
	Capias	CA	5	↔		-
	Motion - Protective Order	MP	5	▲	+25.0%	+1
	Non-Family Abuse Protective Order	AP	1	↔		-
	Remand Support	RS	1	↔		-
	Violation of Protective Order	PV	1	▲	-	+1
	Violation Family Abuse Protective Order	PS	0	▼	-100.0%	-1
		Total		137	▼	-10.5%
Juvenile	Custody Visitation	CV	80	▼	-39.4%	-52
	Misdemeanor	DM	29	▲	+20.8%	+5
	Truancy	TR	14	↔		-
	Status	ST	5	▲	-	+5
	Felony	DF	4	▼	-71.4%	-10
	Permanency Planning	PH	4	▼	-20.0%	-1
	Remand Custody	RC	4	▲	+100.0%	+2
	Remand Visitation	RV	4	▲	+100.0%	+2
	Traffic	T	4	↔		-
	Initial Foster Care	IF	2	▼	-33.3%	-1
	Relief of Custody	CR	2	▲	-	+2
	Abuse and Neglect	AN	1	▼	-90.0%	-9
	Child In Need of Services	CS	1	▼	-66.7%	-2
	Paternity	PT	1	▼	-50.0%	-1
	Terminate Parental Rights	TP	1	▲	-	+1
	Foster Care Review	FC	0	▼	-100.0%	-4
	Motion - Protective Order	MP	0	▼	-100.0%	-2
	Non-Family Abuse Protective Order	AP	0	▼	-100.0%	-4
	Temporary Detention Order	TD	0	▼	-100.0%	-3
		Total		156	▼	-31.6%
GRAND TOTAL			293	▼	-23.1%	-88

Filings by Major Case Category**

Category	Summary	Change	% Change	Absolute Change
Adult Criminal	67	▲	+8.1%	+5
Child Dependency	10	▲	-54.5%	-12
Child in Need of Services/Supervision	15	▼	-11.8%	-2
Custody and Visitation	81	▼	-39.6%	-53
Delinquency	33	▼	-13.2%	-5
Juvenile Miscellaneous	5	▲	-	+5
Other	30	▲	-28.6%	-12
Protective Orders	21	▼	-19.2%	-5
Support	27	▼	-25.0%	-9
Traffic	4	↔		0

* Compared to same time period as previous year
 4/11/2024 12:31:34PM

** Case Type Categories are defined in the 2017 Virginia Judicial Workload Assessment
 Source: SCV-SQL-Information

GRAND TOTAL

293



-23.1%

-88

2024 Overall GRAND TOTAL		Distribution of Caseload			Change*		Percentage (%) of Caseload		
216	-20 -8.5%	Adult	124	57%	3.3% ▲	+4	Adult	50.8%	57.4%
2024		Juvenile	92	43%	-20.7% ▼	-24	Juvenile	49.2%	42.6%
2023		GRAND TOTAL	216	100%	-8.5% ▼	-20	GRAND TOTAL	100%	100%

Filings by Division & Code

Division	Case Type Description	Code	Summary	Change	% Change	Absolute Change
Adult	Other	OT	28	▲	+64.7%	+11
	Misdemeanor	CM	27	▼	-28.9%	-11
	Civil Support	VS	18	▲	+12.5%	+2
	Show Cause	SC	18	▲	+38.5%	+5
	Family Abuse - Protective Order	FP	14	▲	+16.7%	+2
	Felony	CF	11	▲	+37.5%	+3
	Capias	CA	5	▼	-61.5%	-8
	Motion - Protective Order	MP	2	↔		-
	Non-Family Abuse Protective Order	AP	1	▲	-	+1
	Protective Order	PC	0	▼	-100.0%	-1
	Total		124	▲	3.3%	+4
Juvenile	Custody Visitation	CV	64	▼	-1.5%	-1
	Misdemeanor	DM	5	▼	-58.3%	-7
	Traffic	T	5	↔		-
	Abuse and Neglect	AN	3	▼	-25.0%	-1
	Show Cause	SC	3	▲	+200.0%	+2
	Foster Care Review	FC	2	↔		-
	Initial Foster Care	IF	2	▲	-	+2
	Paternity	PT	2	↔		-
	Temporary Detention Order	TD	2	↔		-
	Truancy	TR	2	▼	-87.5%	-14
	Felony	DF	1	▼	-83.3%	-5
	Other	OT	1	▲	-	+1
	Permanency Planning	PH	0	▼	-100.0%	-1
		Total		92	▼	-20.7%
GRAND TOTAL			216	▼	-8.5%	-20

Filings by Major Case Category**

Category	Summary	Change	% Change	Absolute Change
Adult Criminal	56	▼	-17.6%	-12
Child Dependency	7	▲		0
Child in Need of Services/Supervision	3	▼	-82.4%	-14
Custody and Visitation	66	▼	-1.5%	-1
Delinquency	8	▲	-55.6%	-10
Other	31	▲	+63.2%	+12
Protective Orders	17	▲	+21.4%	+3
Support	23	▼	+9.5%	+2
Traffic	5	↔		0
GRAND TOTAL		216	▼	-8.5%

* Compared to same time period as previous year
 4/11/2024 12:31:34PM

** Case Type Categories are defined in the 2017 Virginia Judicial Workload Assessment
 Source: SCV-SQL-Information

2024 Overall GRAND TOTAL		Distribution of Caseload			Change*		Percentage (%) of Caseload		
140 -12 -7.9% 	Adult	64	46%	-26.4% ▼	-23	Adult	2023	2024	
	Juvenile	76	54%	16.9% ▲	+11	Juvenile	57.2%	45.7%	
	GRAND TOTAL	140	100%	-7.9% ▼	-12	GRAND TOTAL	100%	100%	

Filings by Division & Code

Division	Case Type Description	Code	Summary	Change	% Change	Absolute Change
Adult	Civil Support	VS	18	▲	+12.5%	+2
	Other	OT	14	▼	-17.6%	-3
	Show Cause	SC	9	▲	+12.5%	+1
	Family Abuse - Protective Order	FP	7	▼	-36.4%	-4
	Misdemeanor	CM	6	▼	-68.4%	-13
	Motion - Protective Order	MP	4	▲	-	+4
	Felony	CF	3	▼	-40.0%	-2
	Capias	CA	2	▼	-75.0%	-6
	Non-Family Abuse Protective Order	AP	1	▼	-66.7%	-2
	Total			64	▼	-26.4%
Juvenile	Custody Visitation	CV	45	▲	+25.0%	+9
	Misdemeanor	DM	9	↔	-	-
	Felony	DF	4	▲	+300.0%	+3
	Traffic	T	4	▼	-33.3%	-2
	Non-Family Abuse Protective Order	AP	2	↔	-	-
	Paternity	PT	2	▲	+100.0%	+1
	Temporary Detention Order	TD	2	▲	-	+2
	Terminate Parental Rights	TP	2	↔	-	-
	Truancy	TR	2	↔	-	-
	Emergency Custody Order	EC	1	▲	-	+1
	Foster Care Review	FC	1	▼	-50.0%	-1
	Other	OT	1	▲	-	+1
	Permanency Planning	PH	1	▼	-50.0%	-1
	Initial Foster Care	IF	0	▼	-100.0%	-1
	Qualified Residential Treatment	QR	0	▼	-100.0%	-1
	Total			76	▲	16.9%
GRAND TOTAL			140	▼	-7.9%	-12

Filings by Major Case Category**

Category	Summary	Change	% Change	Absolute Change
Adult Criminal	20	▼	-50.0%	-20
Child Dependency	4	▼	-50.0%	-4
Child in Need of Services/Supervision	2	↔	-	0
Custody and Visitation	47	▲	+27.0%	+10
Delinquency	13	▲	+30.0%	+3
Other	18	▲	+5.9%	+1
Protective Orders	14	▲	-12.5%	-2
Support	18	▲	+12.5%	+2
Traffic	4	▼	-33.3%	-2
GRAND TOTAL	140	▼	-7.9%	-12

* Compared to same time period as previous year
 4/11/2024 12:31:34PM

** Case Type Categories are defined in the 2017 Virginia Judicial Workload Assessment
 Source: SCV-SQL-Information

2024 Overall GRAND TOTAL		Distribution of Caseload			Change*		Percentage (%) of Caseload		
127 +25 24.5% 		Adult	82	65%	78.3% ▲	+36	Adult	45.1%	64.6%
		Juvenile	45	35%	-19.6% ▼	-11	Juvenile	54.9%	35.4%
		GRAND TOTAL	127	100%	24.5% ▲	+25	GRAND TOTAL	100%	100%

Filings by Division & Code

Division	Case Type Description	Code	Summary	Change	% Change	Absolute Change
Adult	Show Cause	SC	20	▲	+185.7%	+13
	Civil Support	VS	18	▲	+80.0%	+8
	Misdemeanor	CM	11	↔		-
	Family Abuse - Protective Order	FP	9	▲	+800.0%	+8
	Other	OT	8	↔		-
	Capias	CA	6	▲	+20.0%	+1
	Felony	CF	5	▲	+150.0%	+3
	Motion - Protective Order	MP	3	▲	-	+3
	Non-Family Abuse Protective Order	AP	1	↔		-
	Violation of Protective Order	PV	1	↔		-
	Total		82	▲	78.3%	+36
Juvenile	Custody Visitation	CV	24	▼	-33.3%	-12
	Motion - Protective Order	MP	6	▲	-	+6
	Misdemeanor	DM	5	▲	+150.0%	+3
	Truancy	TR	4	▲	+300.0%	+3
	Traffic	T	2	▼	-50.0%	-2
	Abuse and Neglect	AN	1	▼	-75.0%	-3
	Child In Need of Services	CS	1	▲	-	+1
	Paternity	PT	1	▲	-	+1
	Relief of Custody	CR	1	▲	-	+1
	Civil Violation	CI	0	▼	-100.0%	-1
	Felony	DF	0	▼	-100.0%	-1
	Foster Care Review	FC	0	▼	-100.0%	-1
	Permanency Planning	PH	0	▼	-100.0%	-1
	Show Cause	SC	0	▼	-100.0%	-2
	Status	ST	0	▼	-100.0%	-2
	Temporary Detention Order	TD	0	▼	-100.0%	-1
	Total		45	▼	-19.6%	-11
	GRAND TOTAL		127	▲	24.5%	+25

Filings by Major Case Category**

Category	Summary	Change	% Change	Absolute Change
Adult Criminal	34	▲	+36.0%	+9
Child Dependency	2	▲	-66.7%	-4
Child in Need of Services/Supervision	5	▲	+400.0%	+4
Custody and Visitation	25	▲	-30.6%	-11
Delinquency	5	▼		0
Juvenile Miscellaneous	0	▼	-100.0%	-2
New to Workload Study	0	▼	-100.0%	-1
Other	8	▼	-11.1%	-1
Protective Orders	19	▲	+850.0%	+17
Support	27	▲	+145.5%	+16
Traffic	2	▼	-50.0%	-2
	GRAND TOTAL	▲	24.5%	+25

* Compared to same time period as previous year
 4/11/2024 12:31:34PM

** Case Type Categories are defined in the 2017 Virginia Judicial Workload Assessment
 Source: SCV-SQL-Information

2024 Overall GRAND TOTAL		Distribution of Caseload		Change*		Percentage (%) of Caseload			
479	-121 -20.2%	Adult	262 55%	-20.6%	▼	-68	Adult	55.0%	54.7%
		Juvenile	217 45%	-19.6%	▼	-53	Juvenile	45.0%	45.3%
		GRAND TOTAL	479 100%	-20.2%	▼	-121	GRAND TOTAL	100%	100%

Filings by Division & Code

Division	Case Type Description	Code	Summary	Change	% Change	Absolute Change
Adult	Misdemeanor	CM	73	▼	-18.0%	-16
	Civil Support	VS	60	▼	-24.1%	-19
	Other	OT	46	▲	+4.5%	+2
	Show Cause	SC	38	▼	-41.5%	-27
	Family Abuse - Protective Order	FP	19	▼	-13.6%	-3
	Capias	CA	11	▲	+120.0%	+6
	Felony	CF	11	▼	-42.1%	-8
	Motion - Protective Order	MP	1	↔		-
	Non-Family Abuse Protective Order	AP	1	↔		-
	Violation Family Abuse Protective Order	PS	1	▲	-	+1
	Violation of Protective Order	PV	1	▲	-	+1
	Criminal Support	CS	0	▼	-100.0%	-4
	Remand Support	RS	0	▼	-100.0%	-1
	Total		262	▼	-20.6%	-68
Juvenile	Custody Visitation	CV	122	▼	-18.1%	-27
	Misdemeanor	DM	27	▼	-37.2%	-16
	Felony	DF	22	▲	+22.2%	+4
	Traffic	T	12	▼	-7.7%	-1
	Paternity	PT	8	▼	-38.5%	-5
	Permanency Planning	PH	4	↔		-
	Civil Violation	CI	3	▲	+200.0%	+2
	Motion - Protective Order	MP	3	▲	+50.0%	+1
	Truancy	TR	3	▲	+50.0%	+1
	Voluntary Continuing Services and Support Agreem	VA	3	▼	-25.0%	-1
	Emergency Custody Order	EC	2	↔		-
	Non-Family Abuse Protective Order	AP	2	↔		-
	Temporary Detention Order	TD	2	▲	-	+2
	Abuse and Neglect	AN	1	▼	-50.0%	-1
	Foster Care Review	FC	1	▼	-75.0%	-3
	Qualified Residential Treatment	QR	1	▲	-	+1
	Relief of Custody	CR	1	▼	-66.7%	-2
	Other	OT	0	▼	-100.0%	-1
	Remand Custody	RC	0	▼	-100.0%	-4
	Status	ST	0	▼	-100.0%	-2
Terminate Parental Rights	TP	0	▼	-100.0%	-1	
	Total		217	▼	-19.6%	-53
	GRAND TOTAL		479	▼	-20.2%	-121

Filings by Major Case Category**

Category	Summary	Change	% Change	Absolute Change
Adult Criminal	123	▲	-24.5%	-40
Child Dependency	11	▲	-38.9%	-7
Child in Need of Services/Supervision	3	▲	+50.0%	+1
Custody and Visitation	130	▼	-19.8%	-32
Delinquency	49	▼	-19.7%	-12
Juvenile Miscellaneous	0	▼	-100.0%	-2
New to Workload Study	3	▲	+200.0%	+2
Other	50	▲	-3.8%	-2

* Compared to same time period as previous year
 4/11/2024 12:31:34PM

** Case Type Categories are defined in the 2017 Virginia Judicial Workload Assessment
 Source: SCV-SQL-Information

CPSS - JCMS CASELOAD STATISTICS OF THE JUVENILE & DOMESTIC RELATIONS DISTRICT COURTS
January 2024 thru March 2024 Filings (Compared to January 2023 thru March 2023)

Protective Orders	26	▲	-7.1%	-2
Support	72	▼	-26.5%	-26
Traffic	12	▼	-7.7%	-1
GRAND TOTAL	479	▼	-20.2%	-121

2024 Overall GRAND TOTAL		Distribution of Caseload		Change*		Percentage (%) of Caseload		
198	+17 9.4%	Adult	94 47%	-8.7% ▼	-9	Adult	56.9%	47.5%
2024		Juvenile	104 53%	33.3% ▲	+26	Juvenile	43.1%	52.5%
2023		GRAND TOTAL	198 100%	9.4% ▲	+17	GRAND TOTAL	100%	100%

Filings by Division & Code




Division	Case Type Description	Code	Summary	Change	% Change	Absolute Change
Adult	Civil Support	VS	25	▼	-7.4%	-2
	Misdemeanor	CM	22	▲	+4.8%	+1
	Show Cause	SC	14	▼	-46.2%	-12
	Other	OT	13	▲	+18.2%	+2
	Family Abuse - Protective Order	FP	11	▲	+37.5%	+3
	Felony	CF	5	↔		-
	Capias	CA	2	↔		-
	Violation of Protective Order	PV	2	▲		+2
	Motion - Protective Order	MP	0	▼	-100.0%	-1
	Non-Family Abuse Protective Order	AP	0	▼	-100.0%	-2
	Total		94	▼	-8.7%	-9
Juvenile	Custody Visitation	CV	45	▲	+40.6%	+13
	Misdemeanor	DM	27	▲	+125.0%	+15
	Entrustment	ET	5	▲		+5
	Truancy	TR	5	▼	-44.4%	-4
	Permanency Planning	PH	4	▲		+4
	Terminate Parental Rights	TP	3	▲		+3
	Felony	DF	2	▼	-50.0%	-2
	Paternity	PT	2	▼	-33.3%	-1
	Show Cause	SC	2	▲		+2
	Status	ST	2	↔	-33.3%	-1
	Traffic	T	2	▼	-33.3%	-1
	Abuse and Neglect	AN	1	▼	-66.7%	-2
	Child In Need of Services	CS	1	↔		-
	Foster Care Review	FC	1	▼	-50.0%	-1
	Temporary Detention Order	TD	1	▲		+1
	Voluntary Continuing Services and Support Agree	VA	1	↔		-
	Initial Foster Care	IF	0	▼	-100.0%	-1
	Non-Family Abuse Protective Order	AP	0	▼	-100.0%	-2
	Other	OT	0	▼	-100.0%	-2
		Total		104	▲	33.3%
	GRAND TOTAL		198	▲	9.4%	+17

Filings by Major Case Category**

Category	Summary	Change	% Change	Absolute Change
Adult Criminal	42	▲	-19.2%	-10
Child Dependency	15	▲	+114.3%	+8
Child in Need of Services/Supervision	6	▼	-40.0%	-4
Custody and Visitation	47	▲	+34.3%	+12
Delinquency	31	▲	+93.8%	+15
Juvenile Miscellaneous	2	↔	-33.3%	-1
Other	14	▲	+7.7%	+1
Protective Orders	11	▼	-15.4%	-2
Support	28	▲	-3.4%	-1
Traffic	2	▼	-33.3%	-1
GRAND TOTAL	198	▲	9.4%	+17

* Compared to same time period as previous year
 4/11/2024 12:31:34PM

** Case Type Categories are defined in the 2017 Virginia Judicial Workload Assessment
 Source: SCV-SQL-Information

2024 Overall GRAND TOTAL		Distribution of Caseload			Change*		Percentage (%) of Caseload		
520	-11 -2.1%	Adult	258	50%	11.7% ▲	+27	Adult	43.5%	49.6%
2024 		Juvenile	262	50%	-12.7% ▼	-38	Juvenile	56.5%	50.4%
2023 		GRAND TOTAL	520	100%	-2.1% ▼	-11	GRAND TOTAL	100%	100%

Filings by Division & Code

Division	Case Type Description	Code	Summary	Change	% Change	Absolute Change	
Adult	Misdemeanor	CM	57	▲	+35.7%	+15	
	Show Cause	SC	51	▲	+34.2%	+13	
	Civil Support	VS	48	▼	-17.2%	-10	
	Other	OT	37	↔		-	
	Family Abuse - Protective Order	FP	25	▲	+19.0%	+4	
	Felony	CF	20	▲	+17.6%	+3	
	Capias	CA	10	▲	+25.0%	+2	
	Motion - Protective Order	MP	3	▲	+50.0%	+1	
	Non-Family Abuse Protective Order	AP	2	▼	-33.3%	-1	
	Protective Order	PC	2	▲	-	+2	
	Remand Support	RS	1	↔		-	
	Violation Family Abuse Protective Order	PS	1	▲	-	+1	
	Violation of Protective Order	PV	1	▼	-50.0%	-1	
	Bond Forfeiture	BF	0	▼	-100.0%	-1	
	Restricted License for Non-Support	SL	0	▼	-100.0%	-1	
	Total		258	▲	11.7%	+27	
Juvenile	Custody Visitation	CV	145	▲	+1.4%	+2	
	Misdemeanor	DM	25	▼	-51.0%	-26	
	Motion - Protective Order	MP	19	↔		-	
	Paternity	PT	18	▲	+50.0%	+6	
	Truancy	TR	14	▲	+366.7%	+11	
	Traffic	T	10	▼	-52.4%	-11	
	Status	ST	6	▲	+100.0%	+3	
	Felony	DF	5	▼	-37.5%	-3	
	Child In Need of Services	CS	3	▼	-57.1%	-4	
	Initial Foster Care	IF	3	▼	-40.0%	-2	
	Abuse and Neglect	AN	2	▼	-66.7%	-4	
	Civil Violation	CI	2	▲	-	+2	
	Foster Care Review	FC	2	↔		-	
	Permanency Planning	PH	2	▼	-33.3%	-1	
	Emergency Custody Order	EC	1	▲	-	+1	
	Relief of Custody	CR	1	▼	-80.0%	-4	
	Remand Custody	RC	1	▼	-50.0%	-1	
	Remand Visitation	RV	1	▼	-50.0%	-1	
	Terminate Parental Rights	TP	1	▼	-50.0%	-1	
	Voluntary Continuing Services and Support Agree	VA	1	▲	-	+1	
	Child at Risk	RI	0	▼	-100.0%	-1	
	Entrustment	ET	0	▼	-100.0%	-2	
	Non-Family Abuse Protective Order	AP	0	▼	-100.0%	-1	
	Qualified Residential Treatment	QR	0	▼	-100.0%	-1	
	Temporary Detention Order	TD	0	▼	-100.0%	-1	
		Total		262	▼	-12.7%	-38
		GRAND TOTAL		520	▼	-2.1%	-11

Filings by Major Case Category**

Category	Summary	Change	% Change	Absolute Change
Adult Criminal	119	▲	+24.0%	+23
Child Dependency	12	▲	-55.6%	-15
Child in Need of Services/Supervision	17	▲	+70.0%	+7

* Compared to same time period as previous year
 4/11/2024 12:31:34PM

** Case Type Categories are defined in the 2017 Virginia Judicial Workload Assessment
 Source: SCV-SQL-Information

Custody and Visitation	163	▲	+5.2%	+8
Delinquency	30	▼	-49.2%	-29
Juvenile Miscellaneous	6	▲	+100.0%	+3
New to Workload Study	2	▲	-	+2
Other	41	▲	-4.7%	-2
Protective Orders	49	▼	+6.5%	+3
Support	71	▼		0
Traffic	10	▼	-52.4%	-11
GRAND TOTAL	520	▼	-2.1%	-11

2024 Overall GRAND TOTAL		Distribution of Caseload		Change*		Percentage (%) of Caseload			
255	-6 -2.3%	Adult	137	54%	0.0%	0	Adult	52.5%	53.7%
2024		Juvenile	118	46%	-4.8%	-6	Juvenile	47.5%	46.3%
2023		GRAND TOTAL	255	100%	-2.3%	-6	GRAND TOTAL	100%	100%

Filings by Division & Code

Division	Case Type Description	Code	Summary	Change	% Change	Absolute Change
Adult	Civil Support	VS	44	▲	+37.5%	+12
	Other	OT	21	▲	+5.0%	+1
	Misdemeanor	CM	20	▼	-25.9%	-7
	Show Cause	SC	20	▲	-44.4%	-16
	Family Abuse - Protective Order	FP	13	▲	+30.0%	+3
	Capias	CA	10	▲	+100.0%	+5
	Felony	CF	7	▲	+75.0%	+3
	Motion - Protective Order	MP	2	▼	-33.3%	-1
	Total			137		0.0%
Juvenile	Custody Visitation	CV	73	▼	-9.9%	-8
	Misdemeanor	DM	16	▲	+23.1%	+3
	Traffic	T	9	▼	-35.7%	-5
	Paternity	PT	8	▲	+700.0%	+7
	Temporary Detention Order	TD	2	▲	+100.0%	+1
	Truancy	TR	2	▲	+100.0%	+1
	Abuse and Neglect	AN	1	▼	-75.0%	-3
	Capias	CA	1	↔	-	-
	Child In Need of Services	CS	1	▼	-66.7%	-2
	Emergency Custody Order	EC	1	▲	-	+1
	Felony	DF	1	▼	-66.7%	-2
	Foster Care Review	FC	1	▲	-	+1
	Motion - Protective Order	MP	1	▲	-	+1
	Show Cause	SC	1	▼	-50.0%	-1
	Total			118	▼	-4.8%
GRAND TOTAL			255	▼	-2.3%	-6

Filings by Major Case Category**

Category	Summary	Change	% Change	Absolute Change
Adult Criminal	39	▲	-39.1%	-25
Child Dependency	2	▲	-50.0%	-2
Child in Need of Services/Supervision	3	▲	-25.0%	-1
Custody and Visitation	81	▲	-1.2%	-1
Delinquency	19	▼	-	0
Other	24	▲	+14.3%	+3
Protective Orders	16	▲	+23.1%	+3
Support	62	▲	+55.0%	+22
Traffic	9	▼	-35.7%	-5
GRAND TOTAL	255	▼	-2.3%	-6

* Compared to same time period as previous year
 4/11/2024 12:31:34PM

** Case Type Categories are defined in the 2017 Virginia Judicial Workload Assessment
 Source: SCV-SQL-Information

2024 Overall GRAND TOTAL		Distribution of Caseload		Change*		Percentage (%) of Caseload			
212 	+16 8.2%	Adult	97	46%	-5.8% ▼	-6	Adult	52.6%	45.8%
		Juvenile	115	54%	23.7% ▲	+22	Juvenile	47.4%	54.2%
		GRAND TOTAL	212	100%	8.2% ▲	+16	GRAND TOTAL	100%	100%

Filings by Division & Code

Division	Case Type Description	Code	Summary	Change	% Change	Absolute Change
Adult	Misdemeanor	CM	29	▲	+26.1%	+6
	Civil Support	VS	27	▲	+58.8%	+10
	Other	OT	15	▼	-34.8%	-8
	Show Cause	SC	10	▼	-33.3%	-5
	Capias	CA	5	▼	-50.0%	-5
	Family Abuse - Protective Order	FP	5	▼	-50.0%	-5
	Felony	CF	3	▲	+200.0%	+2
	Motion - Protective Order	MP	2	▲	+100.0%	+1
	Non-Family Abuse Protective Order	AP	1	↔		-
	Remand Support	RS	0	▼	-100.0%	-1
	Restricted License for Non-Support	SL	0	▼	-100.0%	-1
	Total		97	▼	-5.8%	-6
Juvenile	Custody Visitation	CV	47	▼	-25.4%	-16
	Show Cause	SC	29	▲	+2,800.0%	+28
	Truancy	TR	15	▲	+87.5%	+7
	Misdemeanor	DM	6	▼	-33.3%	-3
	Felony	DF	5	▲	-	+5
	Terminate Parental Rights	TP	4	▲	-	+4
	Remand Custody	RC	2	▲	+100.0%	+1
	Special Immigrant Juvenile Status	SI	2	▲	-	+2
	Child In Need of Services	CS	1	▲	-	+1
	Foster Care Review	FC	1	↔		-
	Initial Foster Care	IF	1	▲	-	+1
	Status	ST	1	▲	-	+1
	Traffic	T	1	↔		-
	Non-Family Abuse Protective Order	AP	0	▼	-100.0%	-2
	Other	OT	0	▼	-100.0%	-2
	Paternity	PT	0	▼	-100.0%	-1
	Permanency Planning	PH	0	▼	-100.0%	-2
	Qualified Residential Treatment	QR	0	▼	-100.0%	-2
		Total		115	▲	23.7%
	GRAND TOTAL		212	▲	8.2%	+16

Filings by Major Case Category**

Category	Summary	Change	% Change	Absolute Change
Adult Criminal	45	▲		0
Child Dependency	6	▲	+20.0%	+1
Child in Need of Services/Supervision	16	▲	+100.0%	+8
Custody and Visitation	47	▼	-26.6%	-17
Delinquency	40	▲	+300.0%	+30
Juvenile Miscellaneous	1	▲	-	+1
New to Workload Study	2	▲	-	+2
Other	17	▼	-37.0%	-10
Protective Orders	8	▼	-42.9%	-6
Support	29	▼	+31.8%	+7
Traffic	1	↔		0
	GRAND TOTAL	212	8.2%	+16

* Compared to same time period as previous year
 4/11/2024 12:31:34PM

** Case Type Categories are defined in the 2017 Virginia Judicial Workload Assessment
 Source: SCV-SQL-Information

2024 Overall GRAND TOTAL		Distribution of Caseload		Change*		Percentage (%) of Caseload		
517	-11 -2.1%	Adult	261 50%	-10.3% ▼	-30	Adult	2023 55.1%	2024 50.5%
2024		Juvenile	256 50%	8.0% ▲	+19	Juvenile	44.9%	49.5%
2023		GRAND TOTAL	517 100%	-2.1% ▼	-11	GRAND TOTAL	100%	100%

Filings by Division & Code

Division	Case Type Description	Code	Summary	Change	% Change	Absolute Change
Adult	Civil Support	VS	54	▲	+20.0%	+9
	Felony	CF	49	▲	+145.0%	+29
	Misdemeanor	CM	49	▼	-50.5%	-50
	Other	OT	42	▼	-17.6%	-9
	Show Cause	SC	36	▲	-2.7%	-1
	Capias	CA	18	▲	+28.6%	+4
	Family Abuse - Protective Order	FP	10	▼	-47.4%	-9
	Motion - Protective Order	MP	2	↔		-
	Non-Family Abuse Protective Order	AP	1	▼	-75.0%	-3
		Total		261	▼	-10.3%
Juvenile	Custody Visitation	CV	148	▼	-14.5%	-25
	Misdemeanor	DM	66	▲	+288.2%	+49
	Traffic	T	14	↔		-
	Foster Care Review	FC	8	▲	+300.0%	+6
	Felony	DF	4	↔		-
	Abuse and Neglect	AN	3	▲	-	+3
	Permanency Planning	PH	3	▼	-57.1%	-4
	Emergency Custody Order	EC	2	▲	-	+2
	Paternity	PT	2	▼	-33.3%	-1
	Show Cause	SC	2	▼	-60.0%	-3
	Temporary Detention Order	TD	2	▲	+100.0%	+1
	Capias	CA	1	↔		-
	Child In Need of Services	CS	1	▼	-50.0%	-1
	Non-Family Abuse Protective Order	AP	0	▼	-100.0%	-1
	Terminate Parental Rights	TP	0	▼	-100.0%	-6
	Truancy	TR	0	▼	-100.0%	-1
	Total		256	▲	8.0%	+19
GRAND TOTAL			517	▼	-2.1%	-11

Filings by Major Case Category**

Category	Summary	Change	% Change	Absolute Change	
Adult Criminal	134	▲	-14.6%	-23	
Child Dependency	14	▲	-6.7%	-1	
Child in Need of Services/Supervision	1	▼	-66.7%	-2	
Custody and Visitation	150	▼	-14.8%	-26	
Delinquency	73	▲	+170.4%	+46	
Other	46	▲	-11.5%	-6	
Protective Orders	13	▼	-50.0%	-13	
Support	72	▲	+24.1%	+14	
Traffic	14	↔		0	
GRAND TOTAL		517	▼	-2.1%	-11

* Compared to same time period as previous year
 4/11/2024 12:31:34PM

** Case Type Categories are defined in the 2017 Virginia Judicial Workload Assessment
 Source: SCV-SQL-Information

2024 Overall GRAND TOTAL		Distribution of Caseload		Change*		Percentage (%) of Caseload		
220	-65 -22.8%	Adult	125 57%	8.7% ▲	+10	Adult	40.4%	56.8%
2024		Juvenile	95 43%	-44.1% ▼	-75	Juvenile	59.6%	43.2%
2023		GRAND TOTAL	220 100%	-22.8% ▼	-65	GRAND TOTAL	100%	100%

Filings by Division & Code

Division	Case Type Description	Code	Summary	Change	% Change	Absolute Change
Adult	Show Cause	SC	30	▲	+100.0%	+15
	Misdemeanor	CM	23	▲	+4.5%	+1
	Civil Support	VS	21	▼	-4.5%	-1
	Other	OT	17	▼	-34.6%	-9
	Capias	CA	13	▼	-	-
	Family Abuse - Protective Order	FP	8	▼	-27.3%	-3
	Felony	CF	4	↔	-	-
	Motion - Protective Order	MP	3	▲	+200.0%	+2
	Violation of Protective Order	PV	3	▲	-	+3
	Non-Family Abuse Protective Order	AP	2	▲	+100.0%	+1
	Protective Order	PC	1	▲	-	+1
	Total		125	▲	8.7%	+10
Juvenile	Custody Visitation	CV	37	▼	-57.5%	-50
	Misdemeanor	DM	21	▼	-12.5%	-3
	Abuse and Neglect	AN	9	▲	+80.0%	+4
	Truancy	TR	8	▼	-27.3%	-3
	Show Cause	SC	7	▼	-36.4%	-4
	Felony	DF	5	▲	+150.0%	+3
	Child In Need of Services	CS	2	▲	+100.0%	+1
	Voluntary Continuing Services and Support Agreem	VA	2	▼	-33.3%	-1
	Non-Family Abuse Protective Order	AP	1	▼	-50.0%	-1
	Other	OT	1	▼	-50.0%	-1
	Temporary Detention Order	TD	1	▲	-	+1
	Traffic	T	1	▼	-85.7%	-6
	Foster Care Review	FC	0	▼	-100.0%	-3
	Initial Foster Care	IF	0	▼	-100.0%	-1
	Paternity	PT	0	▼	-100.0%	-4
	Permanency Planning	PH	0	▼	-100.0%	-3
	Qualified Residential Treatment	QR	0	▼	-100.0%	-1
	Remand Custody	RC	0	▼	-100.0%	-1
	Status	ST	0	▼	-100.0%	-2
	Total		95	▼	-44.1%	-75
GRAND TOTAL			220	▼	-22.8%	-65

Filings by Major Case Category**

Category	Summary	Change	% Change	Absolute Change		
Adult Criminal	60	▲	+30.4%	+14		
Child Dependency	11	▼	-31.3%	-5		
Child in Need of Services/Supervision	10	▲	-16.7%	-2		
Custody and Visitation	37	▼	-59.3%	-54		
Delinquency	33	▲	-10.8%	-4		
Juvenile Miscellaneous	0	▼	-100.0%	-2		
Other	19	▲	-34.5%	-10		
Protective Orders	14	▲	-6.7%	-1		
Support	35	▲	+16.7%	+5		
Traffic	1	▼	-85.7%	-6		
GRAND TOTAL			220	▼	-22.8%	-65

* Compared to same time period as previous year
 4/11/2024 12:31:34PM

** Case Type Categories are defined in the 2017 Virginia Judicial Workload Assessment
 Source: SCV-SQL-Information

2024 Overall GRAND TOTAL	Distribution of Caseload	Change*	Percentage (%) of Caseload																							
771 +4 0.5% 	<table border="1"> <tr> <td>Adult</td> <td>542</td> <td>70%</td> <td>19.6% ▲</td> <td>+89</td> </tr> <tr> <td>Juvenile</td> <td>229</td> <td>30%</td> <td>-27.1% ▼</td> <td>-85</td> </tr> <tr> <td>GRAND TOTAL</td> <td>771</td> <td>100%</td> <td>0.5% ▲</td> <td>+4</td> </tr> </table>	Adult	542	70%	19.6% ▲	+89	Juvenile	229	30%	-27.1% ▼	-85	GRAND TOTAL	771	100%	0.5% ▲	+4	<table border="1"> <tr> <td>Adult</td> <td>59.1%</td> <td>70.3%</td> </tr> <tr> <td>Juvenile</td> <td>40.9%</td> <td>29.7%</td> </tr> <tr> <td>GRAND TOTAL</td> <td>100%</td> <td>100%</td> </tr> </table>	Adult	59.1%	70.3%	Juvenile	40.9%	29.7%	GRAND TOTAL	100%	100%
Adult	542	70%	19.6% ▲	+89																						
Juvenile	229	30%	-27.1% ▼	-85																						
GRAND TOTAL	771	100%	0.5% ▲	+4																						
Adult	59.1%	70.3%																								
Juvenile	40.9%	29.7%																								
GRAND TOTAL	100%	100%																								

Filings by Division & Code

Division	Case Type Description	Code	Summary	Change	% Change	Absolute Change
Adult	Misdemeanor	CM	153	▲	+25.4%	+31
	Other	OT	149	▲	+13.7%	+18
	Civil Support	VS	82	▲	+67.3%	+33
	Show Cause	SC	50	▼	-15.3%	-9
	Capias	CA	43	▲	+38.7%	+12
	Felony	CF	31	▼	-6.1%	-2
	Family Abuse - Protective Order	FP	25	▲	+38.9%	+7
	Violation of Protective Order	PV	4	▲	+300.0%	+3
	Motion - Protective Order	MP	3	▼	-50.0%	-3
	Bond Forfeiture	BF	2	▼	-33.3%	-1
	Total		542	▲	19.6%	+89
Juvenile	Custody Visitation	CV	132	▼	-5.0%	-7
	Mental Commitment	MC	30	▼	-28.6%	-12
	Misdemeanor	DM	13	▼	-58.1%	-18
	Felony	DF	10	▼	-16.7%	-2
	Permanency Planning	PH	10	▲	+900.0%	+9
	Show Cause	SC	5	▲	+25.0%	+1
	Status	ST	4	▲	-	+4
	Traffic	T	4	▼	-71.4%	-10
	Special Immigrant Juvenile Status	SI	3	▼	-25.0%	-1
	Temporary Detention Order	TD	3	↔	-	-
	Abuse and Neglect	AN	2	▼	-88.9%	-16
	Emergency Custody Order	EC	2	▲	+100.0%	+1
	Paternity	PT	2	▼	-50.0%	-2
	Truancy	TR	2	▼	-84.6%	-11
	Voluntary Continuing Services and Support Agree	VA	2	▲	-	+2
	Emancipation	EP	1	▲	-	+1
	Foster Care Review	FC	1	▼	-66.7%	-2
	Initial Foster Care	IF	1	▼	-66.7%	-2
	Non-Family Abuse Protective Order	AP	1	▼	-87.5%	-7
	Other	OT	1	▼	-50.0%	-1
	Child In Need of Services	CS	0	▼	-100.0%	-1
	Family Abuse - Protective Order	FP	0	▼	-100.0%	-2
	Qualified Residential Treatment	QR	0	▼	-100.0%	-1
	Remand Custody	RC	0	▼	-100.0%	-2
	Remand Visitation	RV	0	▼	-100.0%	-2
	Terminate Parental Rights	TP	0	▼	-100.0%	-4
		Total		229	▼	-27.1%
GRAND TOTAL			771	▲	0.5%	+4

Filings by Major Case Category**

Category	Summary	Change	% Change	Absolute Change
Adult Criminal	249	▲	+18.6%	+39
Child Dependency	16	▲	-46.7%	-14
Child in Need of Services/Supervision	2	▼	-85.7%	-12
Custody and Visitation	134	▼	-6.3%	-9
Delinquency	28	▼	-40.4%	-19
Juvenile Miscellaneous	5	▲	-	+5

* Compared to same time period as previous year
 4/11/2024 12:31:34PM

** Case Type Categories are defined in the 2017 Virginia Judicial Workload Assessment
 Source: SCV-SQL-Information

New to Workload Study	3	▼	-25.0%	-1
Other	185	▼	+1.1%	+2
Protective Orders	29	▼	-14.7%	-5
Support	116	▲	+31.8%	+28
Traffic	4	▼	-71.4%	-10
GRAND TOTAL	771	▲	0.5%	+4

2024 Overall GRAND TOTAL		Distribution of Caseload		Change*		Percentage (%) of Caseload			
232	-17 -6.8%	Adult	131	56%	-10.9% ▼	-16	Adult	59.0%	56.5%
2024		Juvenile	101	44%	-1.0% ▼	-1	Juvenile	41.0%	43.5%
2023		GRAND TOTAL	232	100%	-6.8% ▼	-17	GRAND TOTAL	100%	100%

Filings by Division & Code

Division	Case Type Description	Code	Summary	Change	% Change	Absolute Change
Adult	Show Cause	SC	36	▼	-23.4%	-11
	Civil Support	VS	31	▲	+24.0%	+6
	Other	OT	19	▲	+35.7%	+5
	Misdemeanor	CM	15	▼	-51.6%	-16
	Felony	CF	9	▲	+80.0%	+4
	Family Abuse - Protective Order	FP	8	▲	+60.0%	+3
	Capias	CA	5	▼	-50.0%	-5
	Motion - Protective Order	MP	3	↔		-
	Non-Family Abuse Protective Order	AP	3	▼	-25.0%	-1
	Remand Support	RS	2	▼	-33.3%	-1
	Total		131	▼	-10.9%	-16
Juvenile	Custody Visitation	CV	70	▲	+52.2%	+24
	Show Cause	SC	7	▲	-36.4%	-4
	Traffic	T	6	▼	-33.3%	-3
	Misdemeanor	DM	5	▼	-54.5%	-6
	Truancy	TR	4	↔		-
	Child In Need of Services	CS	2	▲	+100.0%	+1
	Civil Violation	CI	2	▲	-	+2
	Abuse and Neglect	AN	1	▼	-80.0%	-4
	Felony	DF	1	▼	-80.0%	-4
	Other	OT	1	▲	-	+1
	Permanency Planning	PH	1	↔		-
	Voluntary Continuing Services and Support Agreem	VA	1	▲	-	+1
	Foster Care Review	FC	0	▼	-100.0%	-2
	Non-Family Abuse Protective Order	AP	0	▼	-100.0%	-1
	Qualified Residential Treatment	QR	0	▼	-100.0%	-1
	Remand Custody	RC	0	▼	-100.0%	-2
	Remand Visitation	RV	0	▼	-100.0%	-2
	Status	ST	0	▼	-100.0%	-1
	Total		101	▼	-1.0%	-1
GRAND TOTAL			232	▼	-6.8%	-17

Filings by Major Case Category**

Category	Summary	Change	% Change	Absolute Change
Adult Criminal	52	▼	-30.7%	-23
Child Dependency	3	▲	-66.7%	-6
Child in Need of Services/Supervision	7	▲	+40.0%	+2
Custody and Visitation	70	▲	+52.2%	+24
Delinquency	12	▼	-55.6%	-15
Juvenile Miscellaneous	0	▼	-100.0%	-1
New to Workload Study	2	▲	-	+2
Other	22	▲	+4.8%	+1
Protective Orders	14	▼	+7.7%	+1
Support	44	▼	+2.3%	+1
Traffic	6	▼	-33.3%	-3
GRAND TOTAL	232	▼	-6.8%	-17

* Compared to same time period as previous year
 4/11/2024 12:31:34PM

** Case Type Categories are defined in the 2017 Virginia Judicial Workload Assessment
 Source: SCV-SQL-Information

2024 Overall GRAND TOTAL		Distribution of Caseload			Change*		Percentage (%) of Caseload		
5,029	-358 -6.6%	Adult	2,483	49%	-3.2% ▼	-82	Adult	47.6%	49.4%
2024		Juvenile	2,546	51%	-9.8% ▼	-276	Juvenile	52.4%	50.6%
2023		GRAND TOTAL	5,029	100%	-6.6% ▼	-358	GRAND TOTAL	100%	100%

Filings by Division & Code

Division	Case Type Description	Code	Summary	Change	% Change	Absolute Change
Adult	Civil Support	VS	663	▲	+35.3%	+173
	Misdemeanor	CM	501	▼	-2.1%	-11
	Show Cause	SC	440	▼	-10.9%	-54
	Other	OT	329	▼	-21.3%	-89
	Family Abuse - Protective Order	FP	200	▼	-13.8%	-32
	Felony	CF	135	▼	-20.6%	-35
	Capias	CA	129	▲	+14.2%	+16
	Remand Support	RS	41	▼	-36.9%	-24
	Motion - Protective Order	MP	24	▼	-47.8%	-22
	Violation of Protective Order	PV	14	▲	+7.7%	+1
	Non-Family Abuse Protective Order	AP	7	▼	-41.7%	-5
	Total		2,483	▼	-3.2%	-82
Juvenile	Custody Visitation	CV	1,637	▼	-1.5%	-25
	Misdemeanor	DM	295	▼	-16.4%	-58
	Traffic	T	117	▼	-36.8%	-68
	Felony	DF	114	▼	-16.8%	-23
	Remand Custody	RC	77	▼	-53.3%	-88
	Remand Visitation	RV	77	▼	-4.9%	-4
	Special Immigrant Juvenile Status	SI	48	▲	+84.6%	+22
	Status	ST	25	▼	-57.6%	-34
	Terminate Parental Rights	TP	22	▲	+175.0%	+14
	Paternity	PT	18	▲	+20.0%	+3
	Permanency Planning	PH	18	▼	-21.7%	-5
	Abuse and Neglect	AN	16	▲	+77.8%	+7
	Foster Care Review	FC	14	▲	+40.0%	+4
	Non-Family Abuse Protective Order	AP	11	▼	-21.4%	-3
	Child In Need of Services	CS	9	▼	-43.8%	-7
	Temporary Detention Order	TD	9	▼	-52.6%	-10
	Truancy	TR	9	▼	-10.0%	-1
	Show Cause	SC	8	▲	+700.0%	+7
	Initial Foster Care	IF	7	▲	+250.0%	+5
	Civil Violation	CI	5	▲	+150.0%	+3
	Emergency Custody Order	EC	5	▼	-28.6%	-2
	Relief of Custody	CR	2	↔		-
	Voluntary Continuing Services and Support Agreem	VA	2	↔		-
	Family Abuse - Protective Order	FP	1	▲	-	+1
	Motion - Protective Order	MP	0	▼	-100.0%	-3
	Other	OT	0	▼	-100.0%	-9
	Qualified Residential Treatment	QR	0	▼	-100.0%	-2
		Total		2,546	▼	-9.8%
	GRAND TOTAL		5,029	▼	-6.6%	-358

Filings by Major Case Category**

Category	Summary	Change	% Change	Absolute Change
Adult Criminal	1,050	▼	-4.6%	-51
Child Dependency	81	▲	+39.7%	+23
Child in Need of Services/Supervision	18	▼	-33.3%	-9
Custody and Visitation	1,655	▲	-1.3%	-22
Delinquency	417	▲	-14.9%	-73

* Compared to same time period as previous year
 4/11/2024 12:31:34PM

** Case Type Categories are defined in the 2017 Virginia Judicial Workload Assessment
 Source: SCV-SQL-Information

Juvenile Miscellaneous	25	▼	-57.6%	-34
New to Workload Study	53	▲	+89.3%	+25
Other	538	▼	-29.6%	-226
Protective Orders	243	▲	-20.8%	-64
Support	832	▲	+20.4%	+141
Traffic	117	▼	-36.8%	-68
GRAND TOTAL	5,029	▼	-6.6%	-358

2024 Overall GRAND TOTAL		Distribution of Caseload		Change*		Percentage (%) of Caseload		
311	-108 -25.8%	Adult	172 55%	-18.5% ▼	-39	Adult	50.4%	55.3%
2024		Juvenile	139 45%	-33.2% ▼	-69	Juvenile	49.6%	44.7%
2023		GRAND TOTAL	311 100%	-25.8% ▼	-108	GRAND TOTAL	100%	100%

Filings by Division & Code


Division	Case Type Description	Code	Summary	Change	% Change	Absolute Change
Adult	Misdemeanor	CM	37	▼	-38.3%	-23
	Other	OT	36	▲	-5.3%	-2
	Civil Support	VS	27	▼	-34.1%	-14
	Show Cause	SC	25	▲	-	-
	Family Abuse - Protective Order	FP	18	▲	+38.5%	+5
	Felony	CF	15	▲	+15.4%	+2
	Capias	CA	12	▼	-14.3%	-2
	Motion - Protective Order	MP	2	↔	-	-
	Non-Family Abuse Protective Order	AP	0	▼	-100.0%	-4
	Remand Support	RS	0	▼	-100.0%	-1
	Total		172	▼	-18.5%	-39
Juvenile	Custody Visitation	CV	82	▼	-24.8%	-27
	Misdemeanor	DM	15	▼	-54.5%	-18
	Status	ST	14	▲	+133.3%	+8
	Traffic	T	9	▼	-40.0%	-6
	Truancy	TR	6	▼	-14.3%	-1
	Terminate Parental Rights	TP	5	▲	-	+5
	Permanency Planning	PH	4	▼	-20.0%	-1
	Felony	DF	2	▼	-86.7%	-13
	Emergency Custody Order	EC	1	↔	-	-
	Foster Care Review	FC	1	▼	-80.0%	-4
	Abuse and Neglect	AN	0	▼	-100.0%	-4
	Capias	CA	0	▼	-100.0%	-1
	Paternity	PT	0	▼	-100.0%	-1
	Qualified Residential Treatment	QR	0	▼	-100.0%	-2
	Remand Custody	RC	0	▼	-100.0%	-1
	Temporary Detention Order	TD	0	▼	-100.0%	-3
	Total		139	▼	-33.2%	-69
GRAND TOTAL			311	▼	-25.8%	-108

Filings by Major Case Category**

Category	Summary	Change	% Change	Absolute Change	
Adult Criminal	77	▼	-26.7%	-28	
Child Dependency	10	▲	-37.5%	-6	
Child in Need of Services/Supervision	6	▼	-14.3%	-1	
Custody and Visitation	82	▼	-25.5%	-28	
Delinquency	17	▼	-65.3%	-32	
Juvenile Miscellaneous	14	▲	+133.3%	+8	
Other	37	▲	-15.9%	-7	
Protective Orders	20	▼	+5.3%	+1	
Support	39	▼	-18.8%	-9	
Traffic	9	▼	-40.0%	-6	
GRAND TOTAL		311	▼	-25.8%	-108

* Compared to same time period as previous year
 4/11/2024 12:31:34PM

** Case Type Categories are defined in the 2017 Virginia Judicial Workload Assessment
 Source: SCV-SQL-Information

2024 Overall GRAND TOTAL		Distribution of Caseload			Change*		Percentage (%) of Caseload		
3,326	-148 -4.3%	Adult	1,793	54%	-4.2% ▼	-78	Adult	53.9%	53.9%
2024 		Juvenile	1,533	46%	-4.4% ▼	-70	Juvenile	46.1%	46.1%
2023		GRAND TOTAL	3,326	100%	-4.3% ▼	-148	GRAND TOTAL	100%	100%

Filings by Division & Code

Division	Case Type Description	Code	Summary	Change	% Change	Absolute Change
Adult	Other	OT	397	▼	-6.8%	-29
	Show Cause	SC	355	▲	+10.6%	+34
	Misdemeanor	CM	351	▼	-11.4%	-45
	Civil Support	VS	282	▼	-13.0%	-42
	Capias	CA	159	▼	-10.7%	-19
	Family Abuse - Protective Order	FP	128	▲	+6.7%	+8
	Felony	CF	100	▲	+7.5%	+7
	Non-Family Abuse Protective Order	AP	12	▲	+71.4%	+5
	Motion - Protective Order	MP	6	↔	-	-
	Restricted License for Non-Support	SL	2	▲	-	+2
	Violation of Protective Order	PV	1	▲	-	+1
	Total		1,793	▼	-4.2%	-78
Juvenile	Custody Visitation	CV	926	▼	-8.5%	-86
	Misdemeanor	DM	138	▲	+6.2%	+8
	Felony	DF	77	▲	+1.3%	+1
	Permanency Planning	PH	61	▲	+27.1%	+13
	Foster Care Review	FC	53	▲	+23.3%	+10
	Paternity	PT	50	▼	-50.0%	-50
	Abuse and Neglect	AN	33	▲	+37.5%	+9
	Special Immigrant Juvenile Status	SI	33	▲	+43.5%	+10
	Traffic	T	32	▲	+14.3%	+4
	Terminate Parental Rights	TP	21	↔	-	-
	Temporary Detention Order	TD	19	▲	+72.7%	+8
	Initial Foster Care	IF	17	▲	+21.4%	+3
	Mental Commitment	MC	15	▼	-31.8%	-7
	Status	ST	12	▲	+33.3%	+3
	Show Cause	SC	9	▲	+50.0%	+3
	Child In Need of Services	CS	7	▼	-12.5%	-1
	Truancy	TR	7	▼	-36.4%	-4
	Voluntary Continuing Services and Support Agree	VA	5	▼	-16.7%	-1
	Non-Family Abuse Protective Order	AP	4	↔	-	-
	Family Abuse - Protective Order	FP	3	▲	-	+3
	Other	OT	3	▲	-	+3
	Remand Custody	RC	3	▲	-	+3
	Remand Visitation	RV	3	▲	-	+3
	Civil Violation	CI	1	▲	-	+1
	Relief of Custody	CR	1	▼	-50.0%	-1
	Qualified Residential Treatment	QR	0	▼	-100.0%	-5
		Total		1,533	▼	-4.4%
	GRAND TOTAL		3,326	▼	-4.3%	-148

Filings by Major Case Category**

Category	Summary	Change	% Change	Absolute Change
Adult Criminal	759	▲	-7.0%	-57
Child Dependency	191	▼	+17.2%	+28
Child in Need of Services/Supervision	14	▼	-26.3%	-5
Custody and Visitation	976	▼	-12.2%	-136
Delinquency	224	▲	+5.7%	+12

* Compared to same time period as previous year
 4/11/2024 12:31:34PM

** Case Type Categories are defined in the 2017 Virginia Judicial Workload Assessment
 Source: SCV-SQL-Information

Juvenile Miscellaneous	12	▲	+33.3%	+3
New to Workload Study	34	▲	+47.8%	+11
Other	440	▲	-4.1%	-19
Protective Orders	153	▲	+11.7%	+16
Support	491	▲	-1.0%	-5
Traffic	32	▲	+14.3%	+4
GRAND TOTAL	3,326	▼	-4.3%	-148

2024 Overall GRAND TOTAL		Distribution of Caseload		Change*		Percentage (%) of Caseload					
5,309 +1,052 24.7% 	2024 2023	Adult	2,496	47%	15.4% ▲	+334	Adult	2023	50.8%	2024	47.0%
		Juvenile	2,813	53%	34.3% ▲	+718	Juvenile	49.2%	53.0%		
GRAND TOTAL		5,309	100%	24.7% ▲	+1,052	GRAND TOTAL	100%	100%			

Filings by Division & Code

Division	Case Type Description	Code	Summary	Change	% Change	Absolute Change	
Adult	Civil Support	VS	653	▲	+117.7%	+353	
	Show Cause	SC	536	▲	+21.0%	+93	
	Misdemeanor	CM	397	▼	-15.5%	-73	
	Other	OT	333	▲	-	-	
	Capias	CA	193	▼	-9.0%	-19	
	Family Abuse - Protective Order	FP	163	▼	-3.6%	-6	
	Felony	CF	162	▼	-8.0%	-14	
	Motion - Protective Order	MP	26	▼	-21.2%	-7	
	Remand Support	RS	13	▲	+225.0%	+9	
	Violation of Protective Order	PV	12	▼	-14.3%	-2	
	Non-Family Abuse Protective Order	AP	5	▼	-16.7%	-1	
	Restricted License for Non-Support	SL	3	▲	+50.0%	+1	
	Total			2,496	▲	15.4%	+334
Juvenile	Custody Visitation	CV	1,959	▲	+47.2%	+628	
	Misdemeanor	DM	290	▲	+19.3%	+47	
	Traffic	T	146	▼	-12.0%	-20	
	Felony	DF	87	▲	+14.5%	+11	
	Paternity	PT	44	▲	+33.3%	+11	
	Special Immigrant Juvenile Status	SI	42	▲	+90.9%	+20	
	Permanency Planning	PH	35	▲	+250.0%	+25	
	Foster Care Review	FC	34	▲	+6.3%	+2	
	Initial Foster Care	IF	27	▲	+22.7%	+5	
	Abuse and Neglect	AN	26	▼	-21.2%	-7	
	Show Cause	SC	24	▲	+20.0%	+4	
	Child In Need of Services	CS	23	▼	-8.0%	-2	
	Remand Custody	RC	13	▲	+550.0%	+11	
	Remand Visitation	RV	12	▲	+500.0%	+10	
	Status	ST	9	▼	-10.0%	-1	
	Temporary Detention Order	TD	9	▼	-55.0%	-11	
	Non-Family Abuse Protective Order	AP	8	▼	-61.9%	-13	
	Terminate Parental Rights	TP	6	▲	+50.0%	+2	
	Capias	CA	4	▼	-55.6%	-5	
	Relief of Custody	CR	4	▲	-	+4	
	Voluntary Continuing Services and Support Agreen	VA	3	▲	-	+3	
	Civil Violation	CI	2	▲	-	+2	
	Emergency Custody Order	EC	2	▼	-33.3%	-1	
	Other	OT	2	▲	+100.0%	+1	
	Emancipation	EP	1	▲	-	+1	
	Mental Commitment	MC	1	▼	-83.3%	-5	
	Child at Risk	RI	0	▼	-100.0%	-2	
	Family Abuse - Protective Order	FP	0	▼	-100.0%	-1	
	Motion - Protective Order	MP	0	▼	-100.0%	-1	
	Total			2,813	▲	34.3%	+718
	GRAND TOTAL			5,309	▲	24.7%	+1,052

Filings by Major Case Category**

Category	Summary	Change	% Change	Absolute Change
Adult Criminal	927	▼	-8.4%	-85
Child Dependency	135	▲	+31.1%	+32

* Compared to same time period as previous year
 4/11/2024 12:31:34PM

** Case Type Categories are defined in the 2017 Virginia Judicial Workload Assessment
 Source: SCV-SQL-Information

CPSS - JCMS CASELOAD STATISTICS OF THE JUVENILE & DOMESTIC RELATIONS DISTRICT COURTS
 January 2024 thru March 2024 Filings (Compared to January 2023 thru March 2023)

Henrico

District: 14 FIPS: 087

Child in Need of Services/Supervision	23	▼	-8.0%	-2
Custody and Visitation	2,003	▲	+46.8%	+639
Delinquency	405	▼	+16.4%	+57
Juvenile Miscellaneous	10	▲		0
New to Workload Study	44	▲	+100.0%	+22
Other	385	▲	+3.8%	+14
Protective Orders	202	▼	-12.6%	-29
Support	1,029	▲	+70.1%	+424
Traffic	146	▼	-12.0%	-20
GRAND TOTAL	5,309	▲	24.7%	+1,052

2024 Overall GRAND TOTAL		Distribution of Caseload		Change*		Percentage (%) of Caseload		
547	-16 -2.8%	Adult	312 57%	2.6% ▲	+8	Adult	2023 54.0%	2024 57.0%
2024		Juvenile	235 43%	-9.3% ▼	-24	Juvenile	46.0%	43.0%
2023		GRAND TOTAL	547 100%	-2.8% ▼	-16	GRAND TOTAL	100%	100%

Filings by Division & Code

Division	Case Type Description	Code	Summary	Change	% Change	Absolute Change
Adult	Civil Support	VS	77	▲	+40.0%	+22
	Misdemeanor	CM	54	▼	-30.8%	-24
	Show Cause	SC	54	▲	+22.7%	+10
	Family Abuse - Protective Order	FP	32	▼	-20.0%	-8
	Felony	CF	32	▼	-8.6%	-3
	Other	OT	31	▲	+47.6%	+10
	Capias	CA	19	▲	+26.7%	+4
	Remand Support	RS	4	▲	-	+4
	Motion - Protective Order	MP	3	▼	-40.0%	-2
	Non-Family Abuse Protective Order	AP	2	▼	-66.7%	-4
	Violation of Protective Order	PV	2	▼	-50.0%	-2
	Restricted License for Non-Support	SL	1	↔	-	-
	Violation Family Abuse Protective Order	PS	1	▲	-	+1
	Total		312	▲	2.6%	+8
Juvenile	Custody Visitation	CV	191	▲	+11.0%	+19
	Misdemeanor	DM	8	▼	-55.6%	-10
	Traffic	T	8	▼	-50.0%	-8
	Child In Need of Services	CS	5	▼	-16.7%	-1
	Truancy	TR	5	▲	+66.7%	+2
	Felony	DF	4	▼	-33.3%	-2
	Show Cause	SC	3	▲	-25.0%	-1
	Civil Violation	CI	2	▲	-	+2
	Foster Care Review	FC	2	▼	-66.7%	-4
	Non-Family Abuse Protective Order	AP	2	▼	-50.0%	-2
	Capias	CA	1	↔	-	-
	Emergency Custody Order	EC	1	↔	-	-
	Paternity	PT	1	▼	-83.3%	-5
	Special Immigrant Juvenile Status	SI	1	▲	-	+1
	Temporary Detention Order	TD	1	▼	-50.0%	-1
	Entrustment	ET	0	▼	-100.0%	-5
	Initial Foster Care	IF	0	▼	-100.0%	-1
	Other	OT	0	▼	-100.0%	-3
	Protective Order	PC	0	▼	-100.0%	-1
	Status	ST	0	▼	-100.0%	-4
	Total		235	▼	-9.3%	-24
GRAND TOTAL			547	▼	-2.8%	-16

Filings by Major Case Category**

Category	Summary	Change	% Change	Absolute Change
Adult Criminal	122	▲	-12.9%	-18
Child Dependency	2	▼	-83.3%	-10
Child in Need of Services/Supervision	11	▲	+22.2%	+2
Custody and Visitation	192	▼	+7.9%	+14
Delinquency	15	▼	-50.0%	-15
Juvenile Miscellaneous	0	▼	-100.0%	-4
New to Workload Study	3	▲	-	+3
Other	37	▲	+37.0%	+10
Protective Orders	39	▼	-29.1%	-16

* Compared to same time period as previous year
 4/11/2024 12:31:34PM



** Case Type Categories are defined in the 2017 Virginia Judicial Workload Assessment
 Source: SCV-SQL-Information

CPSS - JCMS CASELOAD STATISTICS OF THE JUVENILE & DOMESTIC RELATIONS DISTRICT COURTS
January 2024 thru March 2024 Filings (Compared to January 2023 thru March 2023)

Caroline

District: 15 FIPS: 033

Support	118	▲	+28.3%	+26
Traffic	8	▼	-50.0%	-8
GRAND TOTAL	547	▼	-2.8%	-16

2024 Overall GRAND TOTAL		Distribution of Caseload			Change*		Percentage (%) of Caseload		
140 2024  2023  ↑ 2.2%	Adult	87	62%	16.0% ▲	+12	Adult	54.7%	62.1%	
	Juvenile	53	38%	-14.5% ▼	-9	Juvenile	45.3%	37.9%	
	GRAND TOTAL	140	100%	2.2% ▲	+3	GRAND TOTAL	100%	100%	

Filings by Division & Code

Division	Case Type Description	Code	Summary	Change	% Change	Absolute Change
Adult	Misdemeanor	CM	26	▲	+4.0%	+1
	Other	OT	19	▲	+72.7%	+8
	Civil Support	VS	15	▲	+15.4%	+2
	Felony	CF	9	▼	-25.0%	-3
	Show Cause	SC	9	▲	+28.6%	+2
	Family Abuse - Protective Order	FP	3	▼	-50.0%	-3
	Motion - Protective Order	MP	3	▲	-	+3
	Capias	CA	2	▲	+100.0%	+1
	Non-Family Abuse Protective Order	AP	1	▲	-	+1
		Total		87	▲	16.0%
Juvenile	Custody Visitation	CV	21	▼	-41.7%	-15
	Misdemeanor	DM	15	▲	+200.0%	+10
	Traffic	T	6	▼	-25.0%	-2
	Felony	DF	4	▲	+300.0%	+3
	Abuse and Neglect	AN	1	▲	-	+1
	Child In Need of Services	CS	1	▲	-	+1
	Foster Care Review	FC	1	▲	-	+1
	Mental Commitment	MC	1	▼	-50.0%	-1
	Permanency Planning	PH	1	▼	-50.0%	-1
	Show Cause	SC	1	▲	-	+1
	Status	ST	1	▼	-83.3%	-5
	Motion - Protective Order	MP	0	▼	-100.0%	-1
	Paternity	PT	0	▼	-100.0%	-1
		Total		53	▼	-14.5%
GRAND TOTAL			140	▲	2.2%	+3

Filings by Major Case Category**

Category	Summary	Change	% Change	Absolute Change	
Adult Criminal	41	▲	-2.4%	-1	
Child Dependency	3	▲	+50.0%	+1	
Child in Need of Services/Supervision	1	▲	-	+1	
Custody and Visitation	21	▼	-43.2%	-16	
Delinquency	20	▲	+233.3%	+14	
Juvenile Miscellaneous	1	▼	-83.3%	-5	
Other	20	▲	+53.8%	+7	
Protective Orders	7	▲	-	0	
Support	20	▲	+25.0%	+4	
Traffic	6	▼	-25.0%	-2	
GRAND TOTAL		140	▲	2.2%	+3

2024 Overall GRAND TOTAL		Distribution of Caseload			Change*		Percentage (%) of Caseload		
583	-34 -5.5%	Adult	261	45%	4.0% ▲	+10	Adult	40.7%	44.8%
2024		Juvenile	322	55%	-12.0% ▼	-44	Juvenile	59.3%	55.2%
2023		GRAND TOTAL	583	100%	-5.5% ▼	-34	GRAND TOTAL	100%	100%

Filings by Division & Code

Division	Case Type Description	Code	Summary	Change	% Change	Absolute Change	
Adult	Misdemeanor	CM	67	▲	+45.7%	+21	
	Other	OT	49	▼	+48.5%	+16	
	Civil Support	VS	41	▼	-40.6%	-28	
	Felony	CF	38	▲	+192.3%	+25	
	Show Cause	SC	24	▼	-40.0%	-16	
	Family Abuse - Protective Order	FP	23	▲	+76.9%	+10	
	Capias	CA	9	▼	-66.7%	-18	
	Violation of Protective Order	PV	4	▲	+100.0%	+2	
	Non-Family Abuse Protective Order	AP	3	▼	-25.0%	-1	
	Motion - Protective Order	MP	2	▼	-33.3%	-1	
	Remand Support	RS	1	↔		-	
		Total		261	▲	4.0%	+10
Juvenile	Custody Visitation	CV	142	▼	-30.0%	-61	
	Misdemeanor	DM	53	▲	+76.7%	+23	
	Traffic	T	23	▼	-20.7%	-6	
	Felony	DF	19	▲	+35.7%	+5	
	Initial Foster Care	IF	15	▲	+1,400.0%	+14	
	Foster Care Review	FC	14	▲	+180.0%	+9	
	Abuse and Neglect	AN	13	▲	+225.0%	+9	
	Mental Commitment	MC	10	▼	-16.7%	-2	
	Paternity	PT	5	▼	-76.2%	-16	
	Permanency Planning	PH	5	▼	-28.6%	-2	
	Child In Need of Services	CS	3	▲	+50.0%	+1	
	Relief of Custody	CR	3	▲	-	+3	
	Status	ST	3	▲	+50.0%	+1	
	Civil Violation	CI	2	▲	-	+2	
	Emergency Custody Order	EC	2	▼	-33.3%	-1	
	Temporary Detention Order	TD	2	▼	-50.0%	-2	
	Terminate Parental Rights	TP	2	▼	-66.7%	-4	
	Capias	CA	1	▲	-	+1	
	Non-Family Abuse Protective Order	AP	1	▼	-50.0%	-1	
	Remand Custody	RC	1	▼	-80.0%	-4	
	Remand Visitation	RV	1	▼	-80.0%	-4	
	Restoration of Parental Rights	RR	1	▲	-	+1	
	Truancy	TR	1	▼	-50.0%	-1	
	Child at Risk	RI	0	▼	-100.0%	-1	
	Other	OT	0	▼	-100.0%	-3	
	Qualified Residential Treatment	QR	0	▼	-100.0%	-2	
	Show Cause	SC	0	▼	-100.0%	-2	
	Voluntary Continuing Services and Support Agreen	VA	0	▼	-100.0%	-1	
		Total		322	▼	-12.0%	-44
	GRAND TOTAL			583	▼	-5.5%	-34

Filings by Major Case Category**

Category	Summary	Change	% Change	Absolute Change
Adult Criminal	133	▲	+12.7%	+15
Child Dependency	52	▲	+92.6%	+25
Child in Need of Services/Supervision	4	▼	-20.0%	-1
Custody and Visitation	147	▼	-34.4%	-77

* Compared to same time period as previous year
 4/11/2024 12:31:34PM

** Case Type Categories are defined in the 2017 Virginia Judicial Workload Assessment
 Source: SCV-SQL-Information

Delinquency	73	▲	+62.2%	+28
Juvenile Miscellaneous	3	▲	+50.0%	+1
New to Workload Study	2	▲	-	+2
Other	67	▲	+1.5%	+1
Protective Orders	29	▼	+31.8%	+7
Support	50	▼	-36.7%	-29
Traffic	23	▼	-20.7%	-6
GRAND TOTAL	583	▼	-5.5%	-34

2024 Overall GRAND TOTAL		Distribution of Caseload		Change*		Percentage (%) of Caseload		
906	-182 -16.7%	Adult	416 46%	-20.6% ▼	-108	Adult	2023 48.2%	2024 45.9%
2024		Juvenile	490 54%	-13.1% ▼	-74	Juvenile	51.8%	54.1%
2023		GRAND TOTAL	906 100%	-16.7% ▼	-182	GRAND TOTAL	100%	100%

Filings by Division & Code

Division	Case Type Description	Code	Summary	Change	% Change	Absolute Change
Adult	Civil Support	VS	109	▲	+12.4%	+12
	Show Cause	SC	73	▼	-11.0%	-9
	Other	OT	71	▼	-29.0%	-29
	Misdemeanor	CM	62	▼	-35.4%	-34
	Family Abuse - Protective Order	FP	38	▼	-20.8%	-10
	Felony	CF	26	▼	-23.5%	-8
	Capias	CA	21	▼	-46.2%	-18
	Non-Family Abuse Protective Order	AP	10	▲	+150.0%	+6
	Motion - Protective Order	MP	3	▼	-76.9%	-10
	Violation of Protective Order	PV	3	▼	-57.1%	-4
	Remand Support	RS	0	▼	-100.0%	-4
	Total		416	▼	-20.6%	-108
Juvenile	Custody Visitation	CV	321	▼	-12.1%	-44
	Misdemeanor	DM	45	▲	+9.8%	+4
	Traffic	T	41	▲	+13.9%	+5
	Foster Care Review	FC	20	▲	+53.8%	+7
	Felony	DF	11	▼	-21.4%	-3
	Permanency Planning	PH	9	▼	-47.1%	-8
	Show Cause	SC	8	▼	-66.7%	-16
	Initial Foster Care	IF	7	▲	+75.0%	+3
	Non-Family Abuse Protective Order	AP	6	▼	-60.0%	-9
	Voluntary Continuing Services and Support Agree	VA	6	▲	+500.0%	+5
	Paternity	PT	4	▼	-33.3%	-2
	Capias	CA	3	▼	-25.0%	-1
	Child In Need of Services	CS	3	↔		-
	Other	OT	2	↔		-
	Status	ST	2	↔		-
	Emancipation	EP	1	▲	-	+1
	Truancy	TR	1	▼	-85.7%	-6
	Qualified Residential Treatment	QR	0	▼	-100.0%	-2
	Remand Custody	RC	0	▼	-100.0%	-3
	Remand Visitation	RV	0	▼	-100.0%	-3
	Temporary Detention Order	TD	0	▼	-100.0%	-2
	Total		490	▼	-13.1%	-74
GRAND TOTAL			906	▼	-16.7%	-182

Filings by Major Case Category**

Category	Summary	Change	% Change	Absolute Change
Adult Criminal	129	▼	-40.6%	-88
Child Dependency	42	▲	+13.5%	+5
Child in Need of Services/Supervision	4	▼	-77.8%	-14
Custody and Visitation	325	▼	-12.4%	-46
Delinquency	67	▼	-10.7%	-8
Juvenile Miscellaneous	3	▲	+50.0%	+1
Other	73	▼	-36.0%	-41
Protective Orders	57	▼	-28.8%	-23
Support	165	▲	+19.6%	+27
Traffic	41	▲	+13.9%	+5

* Compared to same time period as previous year
 4/11/2024 12:31:34PM

** Case Type Categories are defined in the 2017 Virginia Judicial Workload Assessment
 Source: SCV-SQL-Information

GRAND TOTAL

906



-16.7%

-182

2024 Overall GRAND TOTAL		Distribution of Caseload			Change*		Percentage (%) of Caseload		
402 	+51 14.5% 	Adult	164	41%	3.8% ▲	+6	Adult	45.0%	40.8%
		Juvenile	238	59%	23.3% ▲	+45	Juvenile	55.0%	59.2%
GRAND TOTAL		402	100%	14.5% ▲	+51	GRAND TOTAL	100%	100%	

Filings by Division & Code

Division	Case Type Description	Code	Summary	Change	% Change	Absolute Change	
Adult	Show Cause	SC	35	▲	+150.0%	+21	
	Civil Support	VS	33	▼	-29.8%	-14	
	Misdemeanor	CM	27	▼	-10.0%	-3	
	Other	OT	24	▼	-17.2%	-5	
	Felony	CF	20	▲	+42.9%	+6	
	Family Abuse - Protective Order	FP	14	▲	+40.0%	+4	
	Capias	CA	4	▼	-55.6%	-5	
	Motion - Protective Order	MP	3	▲	+200.0%	+2	
	Remand Support	RS	3	▲	+50.0%	+1	
	Non-Family Abuse Protective Order	AP	1	↔		-	
	Violation of Protective Order	PV	0	▼	-100.0%	-1	
Total			164	▲	3.8%	+6	
Juvenile	Custody Visitation	CV	126	▲	+13.5%	+15	
	Misdemeanor	DM	41	▲	+310.0%	+31	
	Traffic	T	16	▲	+6.7%	+1	
	Abuse and Neglect	AN	9	▲	+200.0%	+6	
	Truancy	TR	9	▲	+800.0%	+8	
	Felony	DF	8	▲	+700.0%	+7	
	Status	ST	5	▲	+400.0%	+4	
	Civil Violation	CI	4	▼	-63.6%	-7	
	Permanency Planning	PH	4	▲	-	+4	
	Remand Custody	RC	3	↔		-	
	Remand Visitation	RV	3	↔		-	
	Child In Need of Services	CS	2	↔		-	
	Initial Foster Care	IF	2	▲	+100.0%	+1	
	Voluntary Continuing Services and Support Agree	VA	2	▲	+100.0%	+1	
	Capias	CA	1	▲	-	+1	
	Paternity	PT	1	▼	-88.9%	-8	
	Special Immigrant Juvenile Status	SI	1	▲	-	+1	
	Terminate Parental Rights	TP	1	↔		-	
	Foster Care Review	FC	0	▼	-100.0%	-2	
	Motion - Protective Order	MP	0	▼	-100.0%	-1	
	Non-Family Abuse Protective Order	AP	0	▼	-100.0%	-6	
	Other	OT	0	▼	-100.0%	-6	
	Relief of Custody	CR	0	▼	-100.0%	-1	
	Show Cause	SC	0	▼	-100.0%	-1	
	Temporary Detention Order	TD	0	▼	-100.0%	-3	
	Total			238	▲	23.3%	+45
	GRAND TOTAL			402	▲	14.5%	+51

Filings by Major Case Category**

Category	Summary	Change	% Change	Absolute Change
Adult Criminal	80	▼	+17.6%	+12
Child Dependency	18	▲	+100.0%	+9
Child in Need of Services/Supervision	11	▲	+266.7%	+8
Custody and Visitation	127	▼	+5.8%	+7
Delinquency	50	▲	+316.7%	+38
Juvenile Miscellaneous	5	▲	+400.0%	+4

* Compared to same time period as previous year
 4/11/2024 12:31:34PM

** Case Type Categories are defined in the 2017 Virginia Judicial Workload Assessment
 Source: SCV-SQL-Information

New to Workload Study	5	▲	-54.5%	-6
Other	33	▼	-28.3%	-13
Protective Orders	18	▲	-5.3%	-1
Support	39	▲	-17.0%	-8
Traffic	16	▲	+6.7%	+1
GRAND TOTAL	402	▲	14.5%	+51

2024 Overall GRAND TOTAL		Distribution of Caseload			Change*		Percentage (%) of Caseload		
130 +14 12.1% 	Adult	79	61%	29.5% ▲	+18	Adult	2023	2024	
	Juvenile	51	39%	-7.3% ▼	-4	Juvenile	52.6%	60.8%	
	GRAND TOTAL	130	100%	12.1% ▲	+14	GRAND TOTAL	100%	100%	

Filings by Division & Code

Division	Case Type Description	Code	Summary	Change	% Change	Absolute Change
Adult	Civil Support	VS	21	▲	+16.7%	+3
	Show Cause	SC	16	▲	+100.0%	+8
	Other	OT	15	▲	+114.3%	+8
	Misdemeanor	CM	14	▼	-6.7%	-1
	Capias	CA	5	▲	+150.0%	+3
	Family Abuse - Protective Order	FP	3	▼	-40.0%	-2
	Felony	CF	3	▼	-25.0%	-1
	Non-Family Abuse Protective Order	AP	2	▲	+100.0%	+1
	Motion - Protective Order	MP	0	▼	-100.0%	-1
	Total		79	▲	29.5%	+18
Juvenile	Custody Visitation	CV	29	▼	-19.4%	-7
	Truancy	TR	10	▲	+900.0%	+9
	Child In Need of Services	CS	4	▲	-	+4
	Misdemeanor	DM	4	▼	-60.0%	-6
	Traffic	T	2	▼	-60.0%	-3
	Felony	DF	1	▲	-	+1
	Paternity	PT	1	↔	-	-
	Foster Care Review	FC	0	▼	-100.0%	-1
	Temporary Detention Order	TD	0	▼	-100.0%	-1
	Total		51	▼	-7.3%	-4
GRAND TOTAL			130	▲	12.1%	+14

Filings by Major Case Category**

Category	Summary	Change	% Change	Absolute Change
Adult Criminal	33	▲	+22.2%	+6
Child Dependency	0	▼	-100.0%	-1
Child in Need of Services/Supervision	14	▲	+1,300.0%	+13
Custody and Visitation	30	▼	-18.9%	-7
Delinquency	5	▲	-50.0%	-5
Other	15	▲	+87.5%	+7
Protective Orders	5	▼	-28.6%	-2
Support	26	▲	+30.0%	+6
Traffic	2	▼	-60.0%	-3
GRAND TOTAL	130	▲	12.1%	+14

* Compared to same time period as previous year
 4/11/2024 12:31:34PM

** Case Type Categories are defined in the 2017 Virginia Judicial Workload Assessment
 Source: SCV-SQL-Information

2024 Overall GRAND TOTAL		Distribution of Caseload		Change*		Percentage (%) of Caseload		
136 +4 3.0% 	Adult	81	60%	-4.7%	▼	-4	2023	2024
	Juvenile	55	40%	17.0%	▲	+8	64.4%	59.6%
GRAND TOTAL		136	100%	3.0%	▲	+4	100%	100%

Filings by Division & Code

Division	Case Type Description	Code	Summary	Change	% Change	Absolute Change
Adult	Misdemeanor	CM	31	▲	+6.9%	+2
	Civil Support	VS	13	▲	+116.7%	+7
	Other	OT	13	▼	-18.8%	-3
	Show Cause	SC	10	↔		-
	Family Abuse - Protective Order	FP	6	▼	-25.0%	-2
	Capias	CA	4	▼	-42.9%	-3
	Felony	CF	2	▼	-66.7%	-4
	Non-Family Abuse Protective Order	AP	1	▲	-	+1
	Violation of Protective Order	PV	1	▲	-	+1
	Motion - Protective Order	MP	0	▼	-100.0%	-3
Total			81	▼	-4.7%	-4
Juvenile	Custody Visitation	CV	35	▲	+25.0%	+7
	Truancy	TR	7	▲	+600.0%	+6
	Misdemeanor	DM	5	▼	-28.6%	-2
	Traffic	T	4	▲	+100.0%	+2
	Foster Care Review	FC	2	▲	-	+2
	Child In Need of Services	CS	1	▼	-75.0%	-3
	Non-Family Abuse Protective Order	AP	1	▲	-	+1
	Felony	DF	0	▼	-100.0%	-3
	Show Cause	SC	0	▼	-100.0%	-1
	Status	ST	0	▼	-100.0%	-1
Total			55	▲	17.0%	+8
GRAND TOTAL			136	▲	3.0%	+4

Filings by Major Case Category**

Category	Summary	Change	% Change	Absolute Change	
Adult Criminal	45	▲	-6.3%	-3	
Child Dependency	2	▲	-	+2	
Child in Need of Services/Supervision	8	▲	+60.0%	+3	
Custody and Visitation	35	▲	+25.0%	+7	
Delinquency	5	▼	-54.5%	-6	
Juvenile Miscellaneous	0	▼	-100.0%	-1	
Other	13	▼	-18.8%	-3	
Protective Orders	8	▲	-27.3%	-3	
Support	16	▲	+60.0%	+6	
Traffic	4	▲	+100.0%	+2	
GRAND TOTAL		136	▲	3.0%	+4

2024 Overall GRAND TOTAL		Distribution of Caseload		Change*		Percentage (%) of Caseload			
65	-26 -28.6%	Adult	35 54%	-28.6%	▼	-14	Adult	53.8%	53.8%
2024		Juvenile	30 46%	-28.6%	▼	-12	Juvenile	46.2%	46.2%
2023		GRAND TOTAL	65 100%	-28.6%	▼	-26	GRAND TOTAL	100%	100%

Filings by Division & Code

Division	Case Type Description	Code	Summary	Change	% Change	Absolute Change
Adult	Misdemeanor	CM	10	▼	-16.7%	-2
	Other	OT	7	▼	-46.2%	-6
	Family Abuse - Protective Order	FP	5	▲	-	+5
	Capias	CA	4	▲	+100.0%	+2
	Show Cause	SC	4	▲	-20.0%	-1
	Civil Support	VS	3	▼	-80.0%	-12
	Felony	CF	1	↔	-	-
	Restricted License for Non-Support	SL	1	▲	-	+1
	Violation Family Abuse Protective Order	PS	0	▼	-100.0%	-1
	Total			35	▼	-28.6%
Juvenile	Custody Visitation	CV	9	▼	-62.5%	-15
	Misdemeanor	DM	8	▲	+300.0%	+6
	Traffic	T	6	▼	-14.3%	-1
	Child In Need of Services	CS	2	▼	-33.3%	-1
	Show Cause	SC	2	▲	-	+2
	Truancy	TR	2	▲	-	+2
	Status	ST	1	▼	-50.0%	-1
	Capias	CA	0	▼	-100.0%	-1
	Foster Care Review	FC	0	▼	-100.0%	-1
	Paternity	PT	0	▼	-100.0%	-1
	Permanency Planning	PH	0	▼	-100.0%	-1
Total			30	▼	-28.6%	-12
GRAND TOTAL			65	▼	-28.6%	-26

Filings by Major Case Category**

Category	Summary	Change	% Change	Absolute Change	
Adult Criminal	18	▼	-14.3%	-3	
Child Dependency	0	▼	-100.0%	-2	
Child in Need of Services/Supervision	5	▲	+66.7%	+2	
Custody and Visitation	9	▼	-64.0%	-16	
Delinquency	9	▲	+200.0%	+6	
Juvenile Miscellaneous	1	▼	-50.0%	-1	
Other	7	▼	-46.2%	-6	
Protective Orders	5	▲	-	+5	
Support	5	▲	-66.7%	-10	
Traffic	6	▼	-14.3%	-1	
GRAND TOTAL		65	▼	-28.6%	-26

* Compared to same time period as previous year
 4/11/2024 12:31:34PM

** Case Type Categories are defined in the 2017 Virginia Judicial Workload Assessment
 Source: SCV-SQL-Information

2024 Overall GRAND TOTAL		Distribution of Caseload			Change*		Percentage (%) of Caseload		
2024	2,286	Adult	1,121	49%	3.6% ▲	+39	Adult	2023	2024
		Juvenile	1,165	51%	-4.0% ▼	-48	Juvenile	47.1%	49.0%
2023	-9 (-0.4%)	GRAND TOTAL	2,286	100%	-0.4% ▼	-9	GRAND TOTAL	100%	100%

Filings by Division & Code

Division	Case Type Description	Code	Summary	Change	% Change	Absolute Change	
Adult	Civil Support	VS	262	▲	+12.9%	+30	
	Show Cause	SC	256	▼	-1.5%	-4	
	Misdemeanor	CM	187	▲	+4.5%	+8	
	Other	OT	160	▼	+6.7%	+10	
	Family Abuse - Protective Order	FP	75	▼	-10.7%	-9	
	Felony	CF	70	▼	-16.7%	-14	
	Capias	CA	42	▲	-4.5%	-2	
	Remand Support	RS	30	▲	+114.3%	+16	
	Motion - Protective Order	MP	29	▲	+52.6%	+10	
	Non-Family Abuse Protective Order	AP	5	▲	+150.0%	+3	
	Restricted License for Non-Support	SL	2	▲	+100.0%	+1	
	Violation of Protective Order	PV	2	▼	-81.8%	-9	
	Criminal Support	CS	1	▲	-	+1	
	Violation Family Abuse Protective Order	PS	0	▼	-100.0%	-2	
Total			1,121	▲	3.6%	+39	
Juvenile	Custody Visitation	CV	841	▼	-1.3%	-11	
	Misdemeanor	DM	85	▼	-4.5%	-4	
	Paternity	PT	32	▲	+39.1%	+9	
	Felony	DF	30	▲	+172.7%	+19	
	Remand Custody	RC	28	▲	+40.0%	+8	
	Remand Visitation	RV	28	▲	+40.0%	+8	
	Truancy	TR	18	▼	-5.3%	-1	
	Traffic	T	15	▼	-31.8%	-7	
	Child In Need of Services	CS	11	▲	+22.2%	+2	
	Voluntary Continuing Services and Support Agree	VA	11	▲	+37.5%	+3	
	Foster Care Review	FC	9	▼	-62.5%	-15	
	Permanency Planning	PH	8	▼	-20.0%	-2	
	Show Cause	SC	8	▲	-20.0%	-2	
	Abuse and Neglect	AN	7	▼	-53.3%	-8	
	Non-Family Abuse Protective Order	AP	6	▼	-75.0%	-18	
	Status	ST	5	▲	+66.7%	+2	
	Terminate Parental Rights	TP	5	▼	-16.7%	-1	
	Initial Foster Care	IF	4	▲	+300.0%	+3	
	Relief of Custody	CR	3	▼	-25.0%	-1	
	Special Immigrant Juvenile Status	SI	3	▲	+50.0%	+1	
	Temporary Detention Order	TD	3	▼	-70.0%	-7	
	Other	OT	2	▼	-50.0%	-2	
	Child at Risk	RI	1	▼	-94.7%	-18	
	Motion - Protective Order	MP	1	▼	-66.7%	-2	
	Violation Family Abuse Protective Order	PS	1	▲	-	+1	
	Emergency Custody Order	EC	0	▼	-100.0%	-1	
	Family Abuse - Protective Order	FP	0	▼	-100.0%	-1	
	Qualified Residential Treatment	QR	0	▼	-100.0%	-3	
	Total			1,165	▼	-4.0%	-48
	GRAND TOTAL			2,286	▼	-0.4%	-9

* Compared to same time period as previous year
 4/11/2024 12:31:34PM

** Case Type Categories are defined in the 2017 Virginia Judicial Workload Assessment
 Source: SCV-SQL-Information

Filings by Major Case Category**

Category	Summary	Change	% Change	Absolute Change
Adult Criminal	382	▼	-9.7%	-41
Child Dependency	48	▼	-46.7%	-42
Child in Need of Services/Supervision	30	▲	+7.1%	+2
Custody and Visitation	873	▲	-0.2%	-2
Delinquency	123	▲	+11.8%	+13
Juvenile Miscellaneous	5	▲	+66.7%	+2
New to Workload Study	3	▲	+50.0%	+1
Other	251	▼	+14.6%	+32
Protective Orders	116	▼	-12.8%	-17
Support	440	▲	+12.8%	+50
Traffic	15	▼	-31.8%	-7
GRAND TOTAL	2,286	▼	-0.4%	-9

* Compared to same time period as previous year
 4/11/2024 12:31:34PM

** Case Type Categories are defined in the 2017 Virginia Judicial Workload Assessment
 Source: SCV-SQL-Information

2024 Overall GRAND TOTAL		Distribution of Caseload			Change*		Percentage (%) of Caseload		
2,202	-131 -5.6%	Adult	1,094	50%	-3.2% ▼	-36	Adult	48.4%	49.7%
2024		Juvenile	1,108	50%	-7.9% ▼	-95	Juvenile	51.6%	50.3%
2023		GRAND TOTAL	2,202	100%	-5.6% ▼	-131	GRAND TOTAL	100%	100%

Filings by Division & Code

Division	Case Type Description	Code	Summary	Change	% Change	Absolute Change	
Adult	Other	OT	267	▲	+22.5%	+49	
	Misdemeanor	CM	229	▼	-5.0%	-12	
	Civil Support	VS	213	▼	-12.3%	-30	
	Show Cause	SC	144	▼	-16.3%	-28	
	Felony	CF	110	▲	+35.8%	+29	
	Family Abuse - Protective Order	FP	57	▼	-23.0%	-17	
	Capias	CA	55	▼	-34.5%	-29	
	Non-Family Abuse Protective Order	AP	10	▲	+233.3%	+7	
	Motion - Protective Order	MP	3	▼	-50.0%	-3	
	Remand Support	RS	3	▲	+50.0%	+1	
	Emergency Custody Order	EC	2	▲	-	+2	
	Violation Family Abuse Protective Order	PS	1	↔	-	-	
	Restricted License for Non-Support	SL	0	▼	-100.0%	-1	
	Violation of Protective Order	PV	0	▼	-100.0%	-4	
	Total		1,094	▼	-3.2%	-36	
Juvenile	Custody Visitation	CV	632	▼	-14.7%	-109	
	Paternity	PT	123	▼	-12.1%	-17	
	Misdemeanor	DM	106	▲	+1.9%	+2	
	Traffic	T	51	▼	-20.3%	-13	
	Felony	DF	47	▲	+56.7%	+17	
	Special Immigrant Juvenile Status	SI	21	▲	+425.0%	+17	
	Civil Violation	CI	17	▲	+750.0%	+15	
	Show Cause	SC	15	▲	+150.0%	+9	
	Foster Care Review	FC	14	▲	+55.6%	+5	
	Status	ST	14	▲	-22.2%	-4	
	Truancy	TR	9	▲	+80.0%	+4	
	Child In Need of Services	CS	8	▼	-20.0%	-2	
	Other	OT	8	↔	-	-	
	Permanency Planning	PH	7	▼	-30.0%	-3	
	Temporary Detention Order	TD	7	▲	+16.7%	+1	
	Abuse and Neglect	AN	6	▼	-60.0%	-9	
	Terminate Parental Rights	TP	5	▲	+150.0%	+3	
	Remand Custody	RC	4	▼	-33.3%	-2	
	Remand Visitation	RV	4	▼	-33.3%	-2	
	Capias	CA	2	▼	-50.0%	-2	
	Emergency Custody Order	EC	2	▼	-60.0%	-3	
	Initial Foster Care	IF	2	↔	-	-	
	Non-Family Abuse Protective Order	AP	2	↔	-	-	
	Child at Risk	RI	1	▲	-	+1	
	Motion - Protective Order	MP	1	▲	-	+1	
	Emancipation	EP	0	▼	-100.0%	-1	
	Family Abuse - Protective Order	FP	0	▼	-100.0%	-1	
	Relief of Custody	CR	0	▼	-100.0%	-1	
	Violation Family Abuse Protective Order	PS	0	▼	-100.0%	-1	
		Total		1,108	▼	-7.9%	-95
		GRAND TOTAL		2,202	▼	-5.6%	-131

* Compared to same time period as previous year
 4/11/2024 12:31:34PM

** Case Type Categories are defined in the 2017 Virginia Judicial Workload Assessment
 Source: SCV-SQL-Information

Filings by Major Case Category**

Category	Summary	Change	% Change	Absolute Change
Adult Criminal	509	▼	-3.2%	-17
Child Dependency	35	▲	-10.3%	-4
Child in Need of Services/Supervision	19	▲	+26.7%	+4
Custody and Visitation	755	▼	-14.3%	-126
Delinquency	168	▲	+15.9%	+23
Juvenile Miscellaneous	14	▲	-26.3%	-5
New to Workload Study	38	▲	+533.3%	+32
Other	297	▲	+18.3%	+46
Protective Orders	73	▲	-15.1%	-13
Support	243	▼	-19.3%	-58
Traffic	51	▼	-20.3%	-13
GRAND TOTAL	2,202	▼	-5.6%	-131

* Compared to same time period as previous year
 4/11/2024 12:31:34PM

** Case Type Categories are defined in the 2017 Virginia Judicial Workload Assessment
 Source: SCV-SQL-Information

2024 Overall GRAND TOTAL		Distribution of Caseload		Change*		Percentage (%) of Caseload			
394 +18 4.8% 		Adult	195	49%	-3.0% ▼	-6	Adult	53.5%	49.5%
		Juvenile	199	51%	13.7% ▲	+24	Juvenile	46.5%	50.5%
		GRAND TOTAL	394	100%	4.8% ▲	+18	GRAND TOTAL	100%	100%

Filings by Division & Code

Division	Case Type Description	Code	Summary	Change	% Change	Absolute Change	
Adult	Civil Support	VS	50	▲	+85.2%	+23	
	Other	OT	39	▲	+30.0%	+9	
	Misdemeanor	CM	34	▼	-43.3%	-26	
	Show Cause	SC	26	▼	-39.5%	-17	
	Family Abuse - Protective Order	FP	20	▲	+5.3%	+1	
	Felony	CF	13	▲	+44.4%	+4	
	Capias	CA	4	▲	-33.3%	-2	
	Non-Family Abuse Protective Order	AP	4	▲	+300.0%	+3	
	Motion - Protective Order	MP	3	▼	-40.0%	-2	
	Remand Support	RS	2	▲	-	+2	
	Violation of Protective Order	PV	0	▼	-100.0%	-1	
		Total		195	▼	-3.0%	-6
Juvenile	Custody Visitation	CV	132	▲	+23.4%	+25	
	Misdemeanor	DM	17	▲	+240.0%	+12	
	Traffic	T	10	▲	+150.0%	+6	
	Felony	DF	7	▲	-	+7	
	Abuse and Neglect	AN	5	▲	-	+5	
	Child In Need of Services	CS	5	▲	+66.7%	+2	
	Paternity	PT	4	▼	-42.9%	-3	
	Remand Custody	RC	4	▲	-	+4	
	Remand Visitation	RV	4	▲	-	+4	
	Child at Risk	RI	2	▲	-	+2	
	Foster Care Review	FC	2	▼	-60.0%	-3	
	Truancy	TR	2	▼	-60.0%	-3	
	Civil Violation	CI	1	▲	-	+1	
	Emergency Custody Order	EC	1	▲	-	+1	
	Initial Foster Care	IF	1	▼	-50.0%	-1	
	Permanency Planning	PH	1	▼	-50.0%	-1	
	Voluntary Continuing Services and Support Agreem	VA	1	▼	-50.0%	-1	
	Non-Family Abuse Protective Order	AP	0	▼	-100.0%	-2	
	Other	OT	0	▼	-100.0%	-2	
	Show Cause	SC	0	▼	-100.0%	-27	
	Temporary Detention Order	TD	0	▼	-100.0%	-2	
		Total		199	▲	13.7%	+24
	GRAND TOTAL			394	▲	4.8%	+18

Filings by Major Case Category**

Category	Summary	Change	% Change	Absolute Change
Adult Criminal	68	▼	-31.3%	-31
Child Dependency	12	▲	+9.1%	+1
Child in Need of Services/Supervision	7	▲	-12.5%	-1
Custody and Visitation	136	▼	+19.3%	+22
Delinquency	24	▲	-25.0%	-8
New to Workload Study	1	▲	-	+1
Other	50	▲	+47.1%	+16
Protective Orders	27	▲	-	0
Support	59	▲	+25.5%	+12
Traffic	10	▲	+150.0%	+6

* Compared to same time period as previous year
 4/11/2024 12:31:34PM

** Case Type Categories are defined in the 2017 Virginia Judicial Workload Assessment
 Source: SCV-SQL-Information

GRAND TOTAL

394

▲

4.8%

+18

2024 Overall GRAND TOTAL		Distribution of Caseload			Change*		Percentage (%) of Caseload		
786 +13 1.7% 	Adult	393	50%	0.8% ▲	+3	Adult	2023	2024	
	Juvenile	393	50%	2.6% ▲	+10	Juvenile	50.5%	50.0%	
GRAND TOTAL		786	100%	1.7% ▲	+13	GRAND TOTAL	100%	100%	

Filings by Division & Code

Division	Case Type Description	Code	Summary	Change	% Change	Absolute Change
Adult	Show Cause	SC	105	▲	+28.0%	+23
	Misdemeanor	CM	88	▲	+14.3%	+11
	Other	OT	66	▲	+26.9%	+14
	Civil Support	VS	49	▲	+6.5%	+3
	Family Abuse - Protective Order	FP	33	▲	+94.1%	+16
	Felony	CF	17	▼	-22.7%	-5
	Capias	CA	14	▼	-56.3%	-18
	Non-Family Abuse Protective Order	AP	9	▼	-75.7%	-28
	Motion - Protective Order	MP	6	▼	-25.0%	-2
	Violation of Protective Order	PV	5	▼	-68.8%	-11
	Remand Support	RS	1	↔		-
Total			393	▲	0.8%	+3
Juvenile	Custody Visitation	CV	155	▼	-10.9%	-19
	Misdemeanor	DM	39	▲	+11.4%	+4
	Traffic	T	39	▲	+25.8%	+8
	Abuse and Neglect	AN	20	▼	-4.8%	-1
	Foster Care Review	FC	16	▲	+14.3%	+2
	Initial Foster Care	IF	16	▲	+220.0%	+11
	Permanency Planning	PH	15	▼	-16.7%	-3
	Motion - Protective Order	MP	13	▲	+225.0%	+9
	Special Immigrant Juvenile Status	SI	13	▲	+8.3%	+1
	Felony	DF	11	▼	-47.6%	-10
	Non-Family Abuse Protective Order	AP	10	▲	+400.0%	+8
	Temporary Detention Order	TD	7	▼	-36.4%	-4
	Truancy	TR	7	▲	+75.0%	+3
	Child In Need of Services	CS	5	▲	+150.0%	+3
	Paternity	PT	5	▲	+400.0%	+4
	Family Abuse - Protective Order	FP	4	▲	-	+4
	Other	OT	4	▲	+100.0%	+2
	Terminate Parental Rights	TP	3	▼	-76.9%	-10
	Relief of Custody	CR	2	▲	-	+2
	Remand Custody	RC	2	▲	-	+2
	Remand Visitation	RV	2	▲	-	+2
	Status	ST	2	▼	-66.7%	-4
	Civil Violation	CI	1	↔		-
	Emergency Custody Order	EC	1	▼	-66.7%	-2
	Voluntary Continuing Services and Support Agree	VA	1	▼	-50.0%	-1
	Show Cause	SC	0	▼	-100.0%	-1
	Total			393	▲	2.6%
GRAND TOTAL			786	▲	1.7%	+13

Filings by Major Case Category**

Category	Summary	Change	% Change	Absolute Change
Adult Criminal	195	▼	+4.8%	+9
Child Dependency	73	▲		0
Child in Need of Services/Supervision	12	▲	+100.0%	+6
Custody and Visitation	160	▲	-8.6%	-15
Delinquency	50	▼	-12.3%	-7

* Compared to same time period as previous year
 4/11/2024 12:31:34PM

** Case Type Categories are defined in the 2017 Virginia Judicial Workload Assessment
 Source: SCV-SQL-Information

Juvenile Miscellaneous	2	▼	-66.7%	-4
New to Workload Study	14	▲	+7.7%	+1
Other	83	▲	+20.3%	+14
Protective Orders	75	▲	+10.3%	+7
Support	83	▼	-6.7%	-6
Traffic	39	▲	+25.8%	+8
GRAND TOTAL	786	▲	1.7%	+13

2024 Overall GRAND TOTAL		Distribution of Caseload		Change*		Percentage (%) of Caseload		
449	-82 -15.4%	Adult	303 67%	-7.9% ▼	-26	Adult	2023 62.0%	2024 67.5%
2024		Juvenile	146 33%	-27.7% ▼	-56	Juvenile	38.0%	32.5%
2023		GRAND TOTAL	449 100%	-15.4% ▼	-82	GRAND TOTAL	100%	100%

Filings by Division & Code

Division	Case Type Description	Code	Summary	Change	% Change	Absolute Change
Adult	Show Cause	SC	86	▲	+26.5%	+18
	Misdemeanor	CM	68	▼	-6.8%	-5
	Other	OT	46	▼	-35.2%	-25
	Civil Support	VS	32	▲	+6.7%	+2
	Capias	CA	31	↔		-
	Felony	CF	15	▼	-6.3%	-1
	Family Abuse - Protective Order	FP	10	▼	-52.4%	-11
	Violation of Protective Order	PV	7	↔		-
	Motion - Protective Order	MP	6	▲	+20.0%	+1
	Non-Family Abuse Protective Order	AP	1	▼	-80.0%	-4
	Remand Support	RS	1	↔		-
	Restricted License for Non-Support	SL	0	▼	-100.0%	-1
	Total			303	▼	-7.9%
Juvenile	Custody Visitation	CV	50	▼	-39.8%	-33
	Abuse and Neglect	AN	19	▲	+280.0%	+14
	Felony	DF	16	▲	+45.5%	+5
	Misdemeanor	DM	12	▼	-42.9%	-9
	Initial Foster Care	IF	11	▲	+1,000.0%	+10
	Traffic	T	11	▼	-47.6%	-10
	Foster Care Review	FC	8	▼	-27.3%	-3
	Family Abuse - Protective Order	FP	2	▲	-	+2
	Motion - Protective Order	MP	2	▲	-	+2
	Non-Family Abuse Protective Order	AP	2	▼	-71.4%	-5
	Paternity	PT	2	▼	-33.3%	-1
	Permanency Planning	PH	2	▼	-75.0%	-6
	Show Cause	SC	2	▼	-50.0%	-2
	Voluntary Continuing Services and Support Agree	VA	2	▲	+100.0%	+1
	Child In Need of Services	CS	1	↔		-
	Other	OT	1	▲	-83.3%	-5
	Special Immigrant Juvenile Status	SI	1	▲	-	+1
	Status	ST	1	▼	-50.0%	-1
	Temporary Detention Order	TD	1	▼	-85.7%	-6
	Emergency Custody Order	EC	0	▼	-100.0%	-7
	Terminate Parental Rights	TP	0	▼	-100.0%	-2
Truancy	TR	0	▼	-100.0%	-1	
Total			146	▼	-27.7%	-56
GRAND TOTAL			449	▼	-15.4%	-82

Filings by Major Case Category**

Category	Summary	Change	% Change	Absolute Change
Adult Criminal	164	▲	+17.1%	+24
Child Dependency	42	▲	+50.0%	+14
Child in Need of Services/Supervision	1	▼	-50.0%	-1
Custody and Visitation	52	▼	-39.5%	-34
Delinquency	30	▼	-16.7%	-6
Juvenile Miscellaneous	2	▲		0
New to Workload Study	1	▲	-	+1
Other	48	▼	-47.8%	-44

* Compared to same time period as previous year
 4/11/2024 12:31:34PM

** Case Type Categories are defined in the 2017 Virginia Judicial Workload Assessment
 Source: SCV-SQL-Information

Protective Orders	23	▲	-39.5%	-15
Support	75	▼	-12.8%	-11
Traffic	11	▼	-47.6%	-10
GRAND TOTAL	449	▼	-15.4%	-82

2024 Overall GRAND TOTAL		Distribution of Caseload		Change*		Percentage (%) of Caseload		
811	-174 -17.7%	Adult	393 48%	-27.5% ▼	-149	Adult	2023 55.0%	2024 48.5%
2024		Juvenile	418 52%	-5.6% ▼	-25	Juvenile	45.0%	51.5%
2023		GRAND TOTAL	811 100%	-17.7% ▼	-174	GRAND TOTAL	100%	100%

Filings by Division & Code

Division	Case Type Description	Code	Summary	Change	% Change	Absolute Change	
Adult	Show Cause	SC	134	▲	-22.5%	-39	
	Civil Support	VS	77	▼	-6.1%	-5	
	Misdemeanor	CM	56	▼	-48.6%	-53	
	Other	OT	44	▼	-15.4%	-8	
	Capias	CA	21	▼	-41.7%	-15	
	Family Abuse - Protective Order	FP	21	▼	-25.0%	-7	
	Felony	CF	19	▼	-51.3%	-20	
	Motion - Protective Order	MP	8	▲	+33.3%	+2	
	Remand Support	RS	4	↔		-	
	Restricted License for Non-Support	SL	4	▲	+300.0%	+3	
	Violation of Protective Order	PV	3	▼	-40.0%	-2	
	Non-Family Abuse Protective Order	AP	2	▼	-60.0%	-3	
	Violation Family Abuse Protective Order	PS	0	▼	-100.0%	-2	
	Total		393	▼	-27.5%	-149	
Juvenile	Custody Visitation	CV	288	▲	+11.2%	+29	
	Misdemeanor	DM	33	▼	-28.3%	-13	
	Special Immigrant Juvenile Status	SI	17	▲	+70.0%	+7	
	Traffic	T	16	▼	-36.0%	-9	
	Show Cause	SC	9	▲	+800.0%	+8	
	Child at Risk	RI	7	▲	+40.0%	+2	
	Felony	DF	7	▼	-41.7%	-5	
	Child In Need of Services	CS	6	▼	-40.0%	-4	
	Paternity	PT	6	▼	-14.3%	-1	
	Abuse and Neglect	AN	4	▲	+33.3%	+1	
	Remand Custody	RC	4	▲	+33.3%	+1	
	Remand Visitation	RV	4	▲	+33.3%	+1	
	Civil Violation	CI	3	▲	+50.0%	+1	
	Foster Care Review	FC	2	▼	-75.0%	-6	
	Non-Family Abuse Protective Order	AP	2	▼	-80.0%	-8	
	Permanency Planning	PH	2	▼	-60.0%	-3	
	Terminate Parental Rights	TP	2	↔		-	
	Truancy	TR	2	▼	-33.3%	-1	
	Entrustment	ET	1	▲		+1	
	Initial Foster Care	IF	1	▼	-66.7%	-2	
	Status	ST	1	▼	-75.0%	-3	
	Temporary Detention Order	TD	1	▼	-50.0%	-1	
	Capias	CA	0	▼	-100.0%	-1	
	Motion - Protective Order	MP	0	▼	-100.0%	-5	
	Other	OT	0	▼	-100.0%	-6	
	Relief of Custody	CR	0	▼	-100.0%	-2	
	Violation of Protective Order	PV	0	▼	-100.0%	-2	
	Voluntary Continuing Services and Support Agree	VA	0	▼	-100.0%	-4	
		Total		418	▼	-5.6%	-25
	GRAND TOTAL			811	▼	-17.7%	-174

Filings by Major Case Category**

Category	Summary	Change	% Change	Absolute Change
Adult Criminal	189	▼	-42.4%	-139
Child Dependency	19	▲	-40.6%	-13

CPSS - JCMS CASELOAD STATISTICS OF THE JUVENILE & DOMESTIC RELATIONS DISTRICT COURTS
 January 2024 thru March 2024 Filings (Compared to January 2023 thru March 2023)

Child in Need of Services/Supervision	15	▲	+7.1%	+1
Custody and Visitation	294	▼	+10.5%	+28
Delinquency	42	▲	-31.1%	-19
Juvenile Miscellaneous	1	▼	-75.0%	-3
New to Workload Study	20	▲	+66.7%	+8
Other	57	▼	-18.6%	-13
Protective Orders	33	▼	-38.9%	-21
Support	125	▲	+5.0%	+6
Traffic	16	▼	-36.0%	-9
GRAND TOTAL	811	▼	-17.7%	-174

2024 Overall GRAND TOTAL		Distribution of Caseload			Change*		Percentage (%) of Caseload		
325 -2.1% 	-7 -2.1% 	Adult	204	63%	51.1% ▲	+69	Adult	40.7%	62.8%
		Juvenile	121	37%	-38.6% ▼	-76	Juvenile	59.3%	37.2%
GRAND TOTAL		325	100%		-2.1% ▼	-7	GRAND TOTAL	100%	100%

Filings by Division & Code

Division	Case Type Description	Code	Summary	Change	% Change	Absolute Change
Adult	Show Cause	SC	61	▲	+110.3%	+32
	Other	OT	32	▲	+77.8%	+14
	Misdemeanor	CM	31	▲	+93.8%	+15
	Civil Support	VS	24	▼	-17.2%	-5
	Family Abuse - Protective Order	FP	17	▲	+21.4%	+3
	Felony	CF	15	▲	+150.0%	+9
	Remand Support	RS	10	▼	-9.1%	-1
	Capias	CA	8	▲	+700.0%	+7
	Motion - Protective Order	MP	3	▼	-40.0%	-2
	Bond Forfeiture	BF	1	▲	-	+1
	Non-Family Abuse Protective Order	AP	1	▼	-66.7%	-2
	Violation of Protective Order	PV	1	▼	-50.0%	-1
	Protective Order	PC	0	▼	-100.0%	-1
	Total		204	▲	51.1%	+69
Juvenile	Custody Visitation	CV	57	▼	-53.3%	-65
	Misdemeanor	DM	17	▲	+21.4%	+3
	Permanency Planning	PH	7	▲	+250.0%	+5
	Remand Custody	RC	7	▼	-36.4%	-4
	Remand Visitation	RV	7	▲	+16.7%	+1
	Initial Foster Care	IF	5	▲	+150.0%	+3
	Foster Care Review	FC	4	▼	-50.0%	-4
	Traffic	T	3	▼	-72.7%	-8
	Truancy	TR	3	▲	+50.0%	+1
	Abuse and Neglect	AN	2	↔	-	-
	Child In Need of Services	CS	2	▼	-33.3%	-1
	Non-Family Abuse Protective Order	AP	2	▼	-71.4%	-5
	Other	OT	2	▲	-	+2
	Voluntary Continuing Services and Support Agree	VA	2	▲	+100.0%	+1
	Civil Violation	CI	1	▲	-	+1
	Emergency Custody Order	EC	0	▼	-100.0%	-1
	Felony	DF	0	▼	-100.0%	-4
	Temporary Detention Order	TD	0	▼	-100.0%	-1
	Total		121	▼	-38.6%	-76
GRAND TOTAL			325	▼	-2.1%	-7

Filings by Major Case Category**

Category	Summary	Change	% Change	Absolute Change
Adult Criminal	95	▲	+111.1%	+50
Child Dependency	20	▲	+33.3%	+5
Child in Need of Services/Supervision	5	▲	-	0
Custody and Visitation	57	▼	-53.3%	-65
Delinquency	17	▼	-5.6%	-1
New to Workload Study	1	▲	-	+1
Other	58	▲	+20.8%	+10
Protective Orders	23	▼	-20.7%	-6
Support	46	▲	+17.9%	+7
Traffic	3	▼	-72.7%	-8

* Compared to same time period as previous year
 4/11/2024 12:31:34PM

** Case Type Categories are defined in the 2017 Virginia Judicial Workload Assessment
 Source: SCV-SQL-Information

GRAND TOTAL

325



-2.1%

-7

2024 Overall GRAND TOTAL		Distribution of Caseload		Change*		Percentage (%) of Caseload		
199	-13 -6.1%	Adult	95 48%	33.8% ▲	+24	Adult	2023 33.5%	2024 47.7%
2024		Juvenile	104 52%	-26.2% ▼	-37	Juvenile	66.5%	52.3%
2023		GRAND TOTAL	199 100%	-6.1% ▼	-13	GRAND TOTAL	100%	100%

Filings by Division & Code

Division	Case Type Description	Code	Summary	Change	% Change	Absolute Change
Adult	Misdemeanor	CM	22	▲	+83.3%	+10
	Other	OT	18	▲	+20.0%	+3
	Show Cause	SC	18	▲	+50.0%	+6
	Civil Support	VS	11	▼	-31.3%	-5
	Felony	CF	11	▲	+175.0%	+7
	Family Abuse - Protective Order	FP	9	▲	+200.0%	+6
	Capias	CA	4	▲	+33.3%	+1
	Violation of Protective Order	PV	2	▲	-	+2
	Remand Support	RS	0	▼	-100.0%	-1
	Violation Family Abuse Protective Order	PS	0	▼	-100.0%	-5
		Total		95	▲	33.8%
Juvenile	Custody Visitation	CV	42	▼	-42.5%	-31
	Misdemeanor	DM	26	▼	-7.1%	-2
	Traffic	T	14	▼	-6.7%	-1
	Felony	DF	9	▲	+800.0%	+8
	Status	ST	3	↔	-	-
	Permanency Planning	PH	2	↔	-	-
	Voluntary Continuing Services and Support Agreem	VA	2	▲	-	+2
	Abuse and Neglect	AN	1	▼	-50.0%	-1
	Child In Need of Services	CS	1	▼	-66.7%	-2
	Initial Foster Care	IF	1	▼	-50.0%	-1
	Non-Family Abuse Protective Order	AP	1	▲	-	+1
	Other	OT	1	▲	-	+1
	Special Immigrant Juvenile Status	SI	1	▲	-	+1
	Child at Risk	RI	0	▼	-100.0%	-1
	Family Abuse - Protective Order	FP	0	▼	-100.0%	-1
	Remand Custody	RC	0	▼	-100.0%	-5
	Remand Visitation	RV	0	▼	-100.0%	-5
		Total		104	▼	-26.2%
GRAND TOTAL			199	▼	-6.1%	-13

Filings by Major Case Category**

Category	Summary	Change	% Change	Absolute Change
Adult Criminal	52	▲	+52.9%	+18
Child Dependency	6	▲	-14.3%	-1
Child in Need of Services/Supervision	1	▼	-66.7%	-2
Custody and Visitation	42	▼	-42.5%	-31
Delinquency	35	▲	+20.7%	+6
Juvenile Miscellaneous	3	↔	-	0
New to Workload Study	1	▲	-	+1
Other	19	▲	-26.9%	-7
Protective Orders	10	▲	+150.0%	+6
Support	16	▲	-11.1%	-2
Traffic	14	▼	-6.7%	-1
GRAND TOTAL		199	▼	-6.1%

2024 Overall GRAND TOTAL		Distribution of Caseload		Change*		Percentage (%) of Caseload			
264 -54 -17.0% 		Adult	110	42%	-32.9% ▼	-54	Adult	51.6%	41.7%
		Juvenile	154	58%	0.0%	0	Juvenile	48.4%	58.3%
		GRAND TOTAL	264	100%	-17.0% ▼	-54	GRAND TOTAL	100%	100%

Filings by Division & Code

Division	Case Type Description	Code	Summary	Change	% Change	Absolute Change
Adult	Show Cause	SC	27	▲	+35.0%	+7
	Civil Support	VS	19	▼	-34.5%	-10
	Misdemeanor	CM	15	▲	+25.0%	+3
	Family Abuse - Protective Order	FP	14	▲	+27.3%	+3
	Other	OT	14	▼	-26.3%	-5
	Capias	CA	11	▲	+175.0%	+7
	Felony	CF	7	▼	-46.2%	-6
	Non-Family Abuse Protective Order	AP	3	▲	+200.0%	+2
	Motion - Protective Order	MP	0	▼	-100.0%	-4
	Violation of Protective Order	PV	0	▼	-100.0%	-51
	Total		110	▼	-32.9%	-54
Juvenile	Custody Visitation	CV	58	▼	-18.3%	-13
	Felony	DF	28	▲	+833.3%	+25
	Misdemeanor	DM	19	▲	+26.7%	+4
	Traffic	T	17	▲	+30.8%	+4
	Non-Family Abuse Protective Order	AP	10	▲	-	+10
	Foster Care Review	FC	5	▲	+25.0%	+1
	Show Cause	SC	4	▲	-	+4
	Permanency Planning	PH	3	▼	-78.6%	-11
	Special Immigrant Juvenile Status	SI	3	▲	+200.0%	+2
	Child In Need of Services	CS	2	↔	-	-
	Voluntary Continuing Services and Support Agreen	VA	2	▲	+100.0%	+1
	Abuse and Neglect	AN	1	▼	-80.0%	-4
	Entrustment	ET	1	▲	-	+1
	Initial Foster Care	IF	1	↔	-	-
	Emergency Custody Order	EC	0	▼	-100.0%	-1
	Family Abuse - Protective Order	FP	0	▼	-100.0%	-1
	Motion - Protective Order	MP	0	▼	-100.0%	-2
	Paternity	PT	0	▼	-100.0%	-2
	Qualified Residential Treatment	QR	0	▼	-100.0%	-1
	Temporary Detention Order	TD	0	▼	-100.0%	-2
Terminate Parental Rights	TP	0	▼	-100.0%	-14	
Truancy	TR	0	▼	-100.0%	-1	
	Total		154		0.0%	0
GRAND TOTAL			264	▼	-17.0%	-54

Filings by Major Case Category**

Category	Summary	Change	% Change	Absolute Change
Adult Criminal	48	▲	-45.5%	-40
Child Dependency	13	▲	-67.5%	-27
Child in Need of Services/Supervision	2	▼	-33.3%	-1
Custody and Visitation	58	▼	-20.5%	-15
Delinquency	51	▲	+183.3%	+33
New to Workload Study	3	▲	+200.0%	+2
Other	14	▼	-36.4%	-8
Protective Orders	27	▲	+42.1%	+8
Support	31	▼	-24.4%	-10
Traffic	17	▲	+30.8%	+4

* Compared to same time period as previous year
 4/11/2024 12:31:34PM

** Case Type Categories are defined in the 2017 Virginia Judicial Workload Assessment
 Source: SCV-SQL-Information

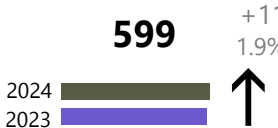
GRAND TOTAL

264



-17.0%

-54

2024 Overall GRAND TOTAL		Distribution of Caseload		Change*		Percentage (%) of Caseload			
599 	+11	Adult	346	58%	7.5% ▲	+24	Adult	54.8%	57.8%
	1.9%	Juvenile	253	42%	-4.9% ▼	-13	Juvenile	45.2%	42.2%
		GRAND TOTAL	599	100%	1.9% ▲	+11	GRAND TOTAL	100%	100%

Filings by Division & Code

Division	Case Type Description	Code	Summary	Change	% Change	Absolute Change
Adult	Misdemeanor	CM	119	▲	+197.5%	+79
	Show Cause	SC	63	▲	+5.0%	+3
	Other	OT	53	▲	+10.4%	+5
	Civil Support	VS	41	▼	-29.3%	-17
	Felony	CF	35	▼	-51.4%	-37
	Family Abuse - Protective Order	FP	13	▲	+18.2%	+2
	Capias	CA	11	▲	-26.7%	-4
	Motion - Protective Order	MP	4	▲	+33.3%	+1
	Violation of Protective Order	PV	3	▼	-50.0%	-3
	Non-Family Abuse Protective Order	AP	2	↔	-	-
	Restricted License for Non-Support	SL	2	▲	-	+2
	Remand Support	RS	0	▼	-100.0%	-7
	Total			346	▲	7.5%
Juvenile	Custody Visitation	CV	173	▼	-20.6%	-45
	Traffic	T	19	▲	+850.0%	+17
	Misdemeanor	DM	18	▲	+125.0%	+10
	Felony	DF	8	▲	+300.0%	+6
	Child In Need of Services	CS	4	▲	-	+4
	Foster Care Review	FC	4	▲	-	+4
	Non-Family Abuse Protective Order	AP	4	▲	-	+4
	Paternity	PT	4	▲	+100.0%	+2
	Capias	CA	3	▲	-	+3
	Abuse and Neglect	AN	2	▼	-60.0%	-3
	Civil Violation	CI	2	▲	+100.0%	+1
	Initial Foster Care	IF	2	↔	-	-
	Motion - Protective Order	MP	2	▲	+100.0%	+1
	Permanency Planning	PH	2	▼	-50.0%	-2
	Voluntary Continuing Services and Support Agreen	VA	2	↔	-	-
	Emergency Custody Order	EC	1	▲	-	+1
	Status	ST	1	▲	-	+1
	Temporary Detention Order	TD	1	▲	-	+1
	Truancy	TR	1	▲	-	+1
	Remand Custody	RC	0	▼	-100.0%	-9
	Remand Visitation	RV	0	▼	-100.0%	-9
	Show Cause	SC	0	▼	-100.0%	-1
	Total			253	▼	-4.9%
GRAND TOTAL			599	▲	1.9%	+11

Filings by Major Case Category**

Category	Summary	Change	% Change	Absolute Change
Adult Criminal	194	▲	+18.3%	+30
Child Dependency	12	▲	-7.7%	-1
Child in Need of Services/Supervision	5	▲	-	+5
Custody and Visitation	177	▲	-19.5%	-43
Delinquency	29	▲	+163.6%	+18
Juvenile Miscellaneous	1	▲	-	+1
New to Workload Study	2	▲	+100.0%	+1
Other	55	▲	-24.7%	-18

* Compared to same time period as previous year
 4/11/2024 12:31:34PM

** Case Type Categories are defined in the 2017 Virginia Judicial Workload Assessment
 Source: SCV-SQL-Information

CPSS - JCMS CASELOAD STATISTICS OF THE JUVENILE & DOMESTIC RELATIONS DISTRICT COURTS
 January 2024 thru March 2024 Filings (Compared to January 2023 thru March 2023)

Louisa

District: 16 FIPS: 109

Protective Orders	25	▲	+47.1%	+8
Support	80	▲	-8.0%	-7
Traffic	19	▲	+850.0%	+17
GRAND TOTAL	599	▲	1.9%	+11

2024 Overall GRAND TOTAL		Distribution of Caseload			Change*		Percentage (%) of Caseload		
182 +35 23.8% 	Adult	100	55%	81.8% ▲	+45	Adult	2023	2024	
	Juvenile	82	45%	-10.9% ▼	-10	Juvenile	37.4%	54.9%	
GRAND TOTAL		182	100%	23.8% ▲	+35	GRAND TOTAL	100%	100%	

Filings by Division & Code

Division	Case Type Description	Code	Summary	Change	% Change	Absolute Change
Adult	Show Cause	SC	27	▲	+68.8%	+11
	Misdemeanor	CM	24	▲	+140.0%	+14
	Civil Support	VS	19	▲	+72.7%	+8
	Felony	CF	8	▲	+300.0%	+6
	Family Abuse - Protective Order	FP	7	▲	+16.7%	+1
	Other	OT	6	▼	-25.0%	-2
	Motion - Protective Order	MP	3	▲	-	+3
	Non-Family Abuse Protective Order	AP	3	▲	-	+3
	Violation of Protective Order	PV	3	▲	-	+3
	Capias	CA	0	▼	-100.0%	-2
Total			100	▲	81.8%	+45
Juvenile	Custody Visitation	CV	47	▼	-7.8%	-4
	Permanency Planning	PH	9	▲	+80.0%	+4
	Abuse and Neglect	AN	8	▼	-38.5%	-5
	Misdemeanor	DM	4	▲	+33.3%	+1
	Terminate Parental Rights	TP	4	▲	+100.0%	+2
	Entrustment	ET	3	▲	-	+3
	Felony	DF	2	▲	+100.0%	+1
	Traffic	T	2	▼	-50.0%	-2
	Child In Need of Services	CS	1	↔	-	-
	Foster Care Review	FC	1	▼	-66.7%	-2
	Status	ST	1	▲	-	+1
	Initial Foster Care	IF	0	▼	-100.0%	-4
	Motion - Protective Order	MP	0	▼	-100.0%	-2
	Paternity	PT	0	▼	-100.0%	-2
	Truancy	TR	0	▼	-100.0%	-1
	Total			82	▼	-10.9%
GRAND TOTAL			182	▲	23.8%	+35

Filings by Major Case Category**

Category	Summary	Change	% Change	Absolute Change	
Adult Criminal	44	▲	+69.2%	+18	
Child Dependency	25	▲	-7.4%	-2	
Child in Need of Services/Supervision	1	▼	-50.0%	-1	
Custody and Visitation	47	▼	-11.3%	-6	
Delinquency	6	▲	+50.0%	+2	
Juvenile Miscellaneous	1	▲	-	+1	
Other	6	▼	-25.0%	-2	
Protective Orders	13	▲	+62.5%	+5	
Support	37	▲	+146.7%	+22	
Traffic	2	▼	-50.0%	-2	
GRAND TOTAL		182	▲	23.8%	+35

* Compared to same time period as previous year
 4/11/2024 12:31:34PM

** Case Type Categories are defined in the 2017 Virginia Judicial Workload Assessment
 Source: SCV-SQL-Information

2024 Overall GRAND TOTAL		Distribution of Caseload		Change*		Percentage (%) of Caseload			
623 +75 13.7% 		Adult	308	49%	17.6% ▲	+46	Adult	47.8%	49.4%
		Juvenile	315	51%	10.1% ▲	+29	Juvenile	52.2%	50.6%
GRAND TOTAL		623	100%	13.7% ▲	+75	GRAND TOTAL	100%	100%	

Filings by Division & Code

Division	Case Type Description	Code	Summary	Change	% Change	Absolute Change	
Adult	Show Cause	SC	92	▲	+64.3%	+36	
	Civil Support	VS	62	▲	+12.7%	+7	
	Misdemeanor	CM	55	▲	+1.9%	+1	
	Other	OT	42	▲	+2.4%	+1	
	Family Abuse - Protective Order	FP	28	▲	+47.4%	+9	
	Capias	CA	10	▼	-44.4%	-8	
	Felony	CF	7	▼	-41.7%	-5	
	Motion - Protective Order	MP	4	↔		-	
	Non-Family Abuse Protective Order	AP	3	▲	+200.0%	+2	
	Remand Support	RS	3	▲	-	+3	
	Bond Forfeiture	BF	1	▲	-	+1	
	Violation of Protective Order	PV	1	↔		-	
	Protective Order	PC	0	▼	-100.0%	-1	
	Total		308	▲	17.6%	+46	
Juvenile	Custody Visitation	CV	203	▲	+9.7%	+18	
	Misdemeanor	DM	15	▼	-6.3%	-1	
	Child In Need of Services	CS	14	▲	+100.0%	+7	
	Felony	DF	8	▲	+14.3%	+1	
	Terminate Parental Rights	TP	8	▲	-	+8	
	Permanency Planning	PH	7	▼	-36.4%	-4	
	Status	ST	7	▲	+16.7%	+1	
	Traffic	T	7	▲	+16.7%	+1	
	Remand Custody	RC	6	▲	-	+6	
	Foster Care Review	FC	5	▼	-28.6%	-2	
	Paternity	PT	5	▲	+66.7%	+2	
	Remand Visitation	RV	5	▲	-	+5	
	Civil Violation	CI	4	▼	-33.3%	-2	
	Other	OT	4	▲	+100.0%	+2	
	Truancy	TR	3	▼	-57.1%	-4	
	Motion - Protective Order	MP	2	▲	-	+2	
	Non-Family Abuse Protective Order	AP	2	▼	-60.0%	-3	
	Special Immigrant Juvenile Status	SI	2	▲	-	+2	
	Temporary Detention Order	TD	2	▼	-66.7%	-4	
	Voluntary Continuing Services and Support Agreen	VA	2	▲	+100.0%	+1	
	Abuse and Neglect	AN	1	▼	-80.0%	-4	
	Capias	CA	1	▲	-	+1	
	Emergency Custody Order	EC	1	↔		-	
	Initial Foster Care	IF	1	↔		-	
	Qualified Residential Treatment	QR	0	▼	-100.0%	-4	
		Total		315	▲	10.1%	+29
	GRAND TOTAL			623	▲	13.7%	+75

Filings by Major Case Category**

Category	Summary	Change	% Change	Absolute Change
Adult Criminal	142	▲	+14.5%	+18
Child Dependency	24	▲	-17.2%	-5
Child in Need of Services/Supervision	17	▲	+21.4%	+3
Custody and Visitation	208	▲	+10.6%	+20
Delinquency	24	▲	+4.3%	+1

* Compared to same time period as previous year
 4/11/2024 12:31:34PM

** Case Type Categories are defined in the 2017 Virginia Judicial Workload Assessment
 Source: SCV-SQL-Information

CPSS - JCMS CASELOAD STATISTICS OF THE JUVENILE & DOMESTIC RELATIONS DISTRICT COURTS
 January 2024 thru March 2024 Filings (Compared to January 2023 thru March 2023)

Orange

District: 16 FIPS: 137

Juvenile Miscellaneous	7	▲	+16.7%	+1
New to Workload Study	6	▲		0
Other	63	▲	+26.0%	+13
Protective Orders	39	▲	+34.5%	+10
Support	86	▲	+17.8%	+13
Traffic	7	▲	+16.7%	+1
GRAND TOTAL	623	▲	13.7%	+75

2024 Overall GRAND TOTAL		Distribution of Caseload			Change*		Percentage (%) of Caseload		
1,136 +28 2.5% 		Adult	457	40%	-5.2% ▼	-25	Adult	43.5%	40.2%
		Juvenile	679	60%	8.5% ▲	+53	Juvenile	56.5%	59.8%
		GRAND TOTAL	1,136	100%	2.5% ▲	+28	GRAND TOTAL	100%	100%

Filings by Division & Code

Division	Case Type Description	Code	Summary	Change	% Change	Absolute Change
Adult	Civil Support	VS	106	▲	+14.0%	+13
	Misdemeanor	CM	102	▼	-11.3%	-13
	Other	OT	65	▼	-19.8%	-16
	Show Cause	SC	60	▼	-13.0%	-9
	Felony	CF	54	▲	+35.0%	+14
	Family Abuse - Protective Order	FP	38	▼	-11.6%	-5
	Capias	CA	26	▼	-29.7%	-11
	Motion - Protective Order	MP	3	▲	-	+3
	Non-Family Abuse Protective Order	AP	2	↔	-	-
	Violation of Protective Order	PV	1	▲	-	+1
	Restricted License for Non-Support	SL	0	▼	-100.0%	-1
	Violation Family Abuse Protective Order	PS	0	▼	-100.0%	-1
	Total		457	▼	-5.2%	-25
Juvenile	Custody Visitation	CV	204	▲	+6.8%	+13
	Felony	DF	95	▲	+216.7%	+65
	Misdemeanor	DM	93	▲	+25.7%	+19
	Civil Violation	CI	53	▲	+39.5%	+15
	Status	ST	39	▼	-66.9%	-79
	Show Cause	SC	29	▼	-31.0%	-13
	Truancy	TR	23	▲	+360.0%	+18
	Abuse and Neglect	AN	21	▼	-38.2%	-13
	Child In Need of Services	CS	21	▲	+10.5%	+2
	Non-Family Abuse Protective Order	AP	19	▲	+111.1%	+10
	Traffic	T	19	▼	-24.0%	-6
	Permanency Planning	PH	16	▲	+433.3%	+13
	Paternity	PT	15	▲	+66.7%	+6
	Terminate Parental Rights	TP	8	▲	+60.0%	+3
	Foster Care Review	FC	6	▲	+20.0%	+1
	Initial Foster Care	IF	6	▲	+20.0%	+1
	Capias	CA	4	▼	-55.6%	-5
	Entrustment	ET	2	▲	-	+2
	Emergency Custody Order	EC	1	↔	-	-
	Family Abuse - Protective Order	FP	1	▲	-	+1
	Mental Commitment	MC	1	▲	-	+1
	Motion - Protective Order	MP	1	▲	-	+1
	Relief of Custody	CR	1	▲	-	+1
	Temporary Detention Order	TD	1	▼	-75.0%	-3
	Total		679	▲	8.5%	+53
GRAND TOTAL			1,136	▲	2.5%	+28

Filings by Major Case Category**

Category	Summary	Change	% Change	Absolute Change
Adult Criminal	218	▲	-8.8%	-21
Child Dependency	60	▲	+15.4%	+8
Child in Need of Services/Supervision	47	▲	+42.4%	+14
Custody and Visitation	219	▲	+9.5%	+19
Delinquency	218	▲	+49.3%	+72
Juvenile Miscellaneous	39	▼	-66.9%	-79

* Compared to same time period as previous year
 4/11/2024 12:31:34PM

** Case Type Categories are defined in the 2017 Virginia Judicial Workload Assessment
 Source: SCV-SQL-Information

New to Workload Study	53	▲	+39.5%	+15
Other	68	▲	-20.9%	-18
Protective Orders	64	▲	+18.5%	+10
Support	131	▼	+12.0%	+14
Traffic	19	▼	-24.0%	-6
GRAND TOTAL	1,136	▲	2.5%	+28

2024 Overall GRAND TOTAL		Distribution of Caseload		Change*		Percentage (%) of Caseload			
20	-17 -45.9%	Adult	10 50%	-47.4%	▼	-9	Adult	51.4%	50.0%
2024		Juvenile	10 50%	-44.4%	▼	-8	Juvenile	48.6%	50.0%
2023		GRAND TOTAL	20 100%	-45.9%	▼	-17	GRAND TOTAL	100%	100%

Filings by Division & Code

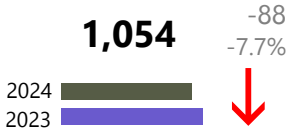
Division	Case Type Description	Code	Summary	Change	% Change	Absolute Change
Adult	Misdemeanor	CM	3	▼	-25.0%	-1
	Other	OT	3	▼	-57.1%	-4
	Civil Support	VS	2	▼	-50.0%	-2
	Capias	CA	1	↔		-
	Family Abuse - Protective Order	FP	1	▲	-	+1
	Felony	CF	0	▼	-100.0%	-1
	Show Cause	SC	0	▼	-100.0%	-2
	Total			10	▼	-47.4%
Juvenile	Misdemeanor	DM	3	▲	+50.0%	+1
	Traffic	T	2	↔		-
	Child In Need of Services	CS	1	↔		-
	Custody Visitation	CV	1	▼	-66.7%	-2
	Felony	DF	1	▲	-	+1
	Special Immigrant Juvenile Status	SI	1	↔		-
	Status	ST	1	▼	-80.0%	-4
	Non-Family Abuse Protective Order	AP	0	▼	-100.0%	-2
	Permanency Planning	PH	0	▼	-100.0%	-1
	Truancy	TR	0	▼	-100.0%	-1
Total			10	▼	-44.4%	-8
GRAND TOTAL			20	▼	-45.9%	-17

Filings by Major Case Category**

Category	Summary	Change	% Change	Absolute Change
Adult Criminal	4	▼	-50.0%	-4
Child Dependency	0	▼	-100.0%	-1
Child in Need of Services/Supervision	1	▼	-50.0%	-1
Custody and Visitation	1	▼	-66.7%	-2
Delinquency	4	▲	+100.0%	+2
Juvenile Miscellaneous	1	▼	-80.0%	-4
New to Workload Study	1	↔		0
Other	3	▼	-57.1%	-4
Protective Orders	1	▲	-50.0%	-1
Support	2	▼	-50.0%	-2
Traffic	2	↔		0
GRAND TOTAL	20	▼	-45.9%	-17

* Compared to same time period as previous year
 4/11/2024 12:31:34PM

** Case Type Categories are defined in the 2017 Virginia Judicial Workload Assessment
 Source: SCV-SQL-Information

2024 Overall GRAND TOTAL		Distribution of Caseload		Change*		Percentage (%) of Caseload			
1,054	-88 -7.7%	Adult	507	48%	-11.2% ▼	-64	Adult	50.0%	48.1%
2024 		Juvenile	547	52%	-4.2% ▼	-24	Juvenile	50.0%	51.9%
		GRAND TOTAL	1,054	100%	-7.7% ▼	-88	GRAND TOTAL	100%	100%

Filings by Division & Code

Division	Case Type Description	Code	Summary	Change	% Change	Absolute Change	
Adult	Other	OT	133	▼	-8.9%	-13	
	Misdemeanor	CM	132	▼	-29.0%	-54	
	Civil Support	VS	93	▲	+36.8%	+25	
	Family Abuse - Protective Order	FP	38	▲	+11.8%	+4	
	Felony	CF	36	▼	-35.7%	-20	
	Show Cause	SC	29	▼	-32.6%	-14	
	Capias	CA	28	▲	+3.7%	+1	
	Bond Forfeiture	BF	6	▲	-	+6	
	Protective Order	PC	6	↔	-	-	
	Motion - Protective Order	MP	4	▲	+100.0%	+2	
	Violation of Protective Order	PV	2	▲	+100.0%	+1	
	Non-Family Abuse Protective Order	AP	0	▼	-100.0%	-1	
	Restricted License for Non-Support	SL	0	▼	-100.0%	-1	
	Total		507	▼	-11.2%	-64	
Juvenile	Custody Visitation	CV	258	▼	-3.0%	-8	
	Misdemeanor	DM	76	▲	+4.1%	+3	
	Status	ST	56	▼	-13.8%	-9	
	Felony	DF	39	▼	-23.5%	-12	
	Special Immigrant Juvenile Status	SI	18	▲	-	+18	
	Foster Care Review	FC	14	▼	-30.0%	-6	
	Traffic	T	13	▼	-18.8%	-3	
	Initial Foster Care	IF	12	▲	+500.0%	+10	
	Motion - Protective Order	MP	12	▲	+300.0%	+9	
	Paternity	PT	10	▲	+100.0%	+5	
	Permanency Planning	PH	9	▼	-35.7%	-5	
	Non-Family Abuse Protective Order	AP	5	▲	+150.0%	+3	
	Abuse and Neglect	AN	4	▼	-80.0%	-16	
	Civil Violation	CI	4	▲	+100.0%	+2	
	Other	OT	3	▼	-50.0%	-3	
	Temporary Detention Order	TD	3	▲	+200.0%	+2	
	Truancy	TR	3	▼	-50.0%	-3	
	Emergency Custody Order	EC	2	▲	-	+2	
	Family Abuse - Protective Order	FP	2	▲	-	+2	
	Show Cause	SC	2	▼	-33.3%	-1	
	Relief of Custody	CR	1	▼	-50.0%	-1	
	Terminate Parental Rights	TP	1	▼	-85.7%	-6	
	Entrustment	ET	0	▼	-100.0%	-1	
	Protective Order	PC	0	▼	-100.0%	-2	
	Qualified Residential Treatment	QR	0	▼	-100.0%	-3	
	Voluntary Continuing Services and Support Agreen	VA	0	▼	-100.0%	-1	
		Total		547	▼	-4.2%	-24
		GRAND TOTAL		1,054	▼	-7.7%	-88

Filings by Major Case Category**

Category	Summary	Change	% Change	Absolute Change
Adult Criminal	227	▲	-23.3%	-69
Child Dependency	41	▼	-41.4%	-29
Child in Need of Services/Supervision	3	▼	-57.1%	-4
Custody and Visitation	268	▲	-1.1%	-3

* Compared to same time period as previous year
 4/11/2024 12:31:34PM


** Case Type Categories are defined in the 2017 Virginia Judicial Workload Assessment
 Source: SCV-SQL-Information

CPSS - JCMS CASELOAD STATISTICS OF THE JUVENILE & DOMESTIC RELATIONS DISTRICT COURTS
 January 2024 thru March 2024 Filings (Compared to January 2023 thru March 2023)

Alexandria

District: 18 FIPS: 510

Delinquency	117	▼	-8.6%	-11
Juvenile Miscellaneous	56	▼	-13.8%	-9
New to Workload Study	22	▲	+1,000.0%	+20
Other	141	▲	-7.8%	-12
Protective Orders	61	▲	+45.2%	+19
Support	105	▼	+14.1%	+13
Traffic	13	▼	-18.8%	-3
GRAND TOTAL	1,054	▼	-7.7%	-88

2024 Overall GRAND TOTAL		Distribution of Caseload			Change*		Percentage (%) of Caseload		
5,918	-1,902 -24.3%	Adult	2,877	49%	-25.9% ▼	-1,005	Adult	2023 49.6%	2024 48.6%
2024 		Juvenile	3,041	51%	-22.8% ▼	-897	Juvenile	50.4%	51.4%
2023		GRAND TOTAL	5,918	100%	-24.3% ▼	-1,902	GRAND TOTAL	100%	100%

Filings by Division & Code

Division	Case Type Description	Code	Summary	Change	% Change	Absolute Change	
Adult	Misdemeanor	CM	766	▼	-10.8%	-93	
	Other	OT	566	▼	-48.8%	-539	
	Civil Support	VS	489	▼	-34.3%	-255	
	Felony	CF	336	▲	+10.5%	+32	
	Show Cause	SC	287	▼	-17.8%	-62	
	Family Abuse - Protective Order	FP	269	▼	-0.7%	-2	
	Capias	CA	120	▼	-39.1%	-77	
	Remand Support	RS	16	▲	+14.3%	+2	
	Non-Family Abuse Protective Order	AP	13	↔		-	
	Protective Order	PC	12	▲	+33.3%	+3	
	Violation of Protective Order	PV	3	▼	-25.0%	-1	
	Bond Forfeiture	BF	0	▼	-100.0%	-11	
	Violation Family Abuse Protective Order	PS	0	▼	-100.0%	-2	
	Total			2,877	▼	-25.9%	-1,005
Juvenile	Custody Visitation	CV	1,217	▼	-30.7%	-540	
	Status	ST	445	▼	-30.3%	-193	
	Misdemeanor	DM	399	▼	-20.8%	-105	
	Traffic	T	211	▼	-32.4%	-101	
	Felony	DF	194	▲	+4.9%	+9	
	Special Immigrant Juvenile Status	SI	103	▲	+47.1%	+33	
	Temporary Detention Order	TD	54	▼	-20.6%	-14	
	Paternity	PT	51	▼	-33.8%	-26	
	Abuse and Neglect	AN	48	▲	+37.1%	+13	
	Permanency Planning	PH	43	▲	+87.0%	+20	
	Capias	CA	38	▲	+11.8%	+4	
	Show Cause	SC	38	▼	-9.5%	-4	
	Non-Family Abuse Protective Order	AP	31	▲	+19.2%	+5	
	Foster Care Review	FC	27	▼	-38.6%	-17	
	Terminate Parental Rights	TP	20	▲	+150.0%	+12	
	Civil Violation	CI	19	▲	+216.7%	+13	
	Initial Foster Care	IF	19	▼	-20.8%	-5	
	Remand Custody	RC	19	▲	+46.2%	+6	
	Remand Visitation	RV	19	▲	+26.7%	+4	
	Truancy	TR	13	▼	-43.5%	-10	
	Emergency Custody Order	EC	9	▼	-30.8%	-4	
	Voluntary Continuing Services and Support Agree	VA	7	▼	-22.2%	-2	
	Other	OT	6	▲	-	+6	
	Motion - Protective Order	MP	4	▲	+300.0%	+3	
	Child In Need of Services	CS	2	▼	-60.0%	-3	
	Entrustment	ET	2	▲	-	+2	
	Emancipation	EP	1	▼	-66.7%	-2	
	Family Abuse - Protective Order	FP	1	↔		-	
	Protective Order	PC	1	▲	-	+1	
	Child at Risk	RI	0	▼	-100.0%	-1	
	Qualified Residential Treatment	QR	0	▼	-100.0%	-1	
	Total			3,041	▼	-22.8%	-897
	GRAND TOTAL			5,918	▼	-24.3%	-1,902

Filings by Major Case Category**

Category	Summary	Change	% Change	Absolute Change
Adult Criminal	1,365	▼	-12.6%	-197
Child Dependency	166	▲	+14.5%	+21
Child in Need of Services/Supervision	16	▼	-48.4%	-15
Custody and Visitation	1,274	▲	-30.6%	-561
Delinquency	663	▲	-12.9%	-98
Juvenile Miscellaneous	446	▼	-30.4%	-195
New to Workload Study	122	▲	+60.5%	+46
Other	689	▲	-43.9%	-539
Protective Orders	318	▲	+1.9%	+6
Support	648	▼	-29.3%	-269
Traffic	211	▼	-32.4%	-101
GRAND TOTAL	5,918	▼	-24.3%	-1,902

* Compared to same time period as previous year
 4/11/2024 12:31:34PM

** Case Type Categories are defined in the 2017 Virginia Judicial Workload Assessment
 Source: SCV-SQL-Information

2024 Overall GRAND TOTAL		Distribution of Caseload			Change*		Percentage (%) of Caseload		
688 0 0.0% 	Adult	250	36%	-16.4% ▼	-49	Adult	2023	2024	
	Juvenile	438	64%	12.6% ▲	+49	Juvenile	43.5%	36.3%	
GRAND TOTAL		688	100%	0.0%	0	GRAND TOTAL	100%	100%	

Filings by Division & Code

Division	Case Type Description	Code	Summary	Change	% Change	Absolute Change
Adult	Civil Support	VS	62	▼	-15.1%	-11
	Show Cause	SC	58	▲	+20.8%	+10
	Misdemeanor	CM	41	▼	-31.7%	-19
	Family Abuse - Protective Order	FP	23	▼	-8.0%	-2
	Other	OT	22	▼	-38.9%	-14
	Capias	CA	16	▼	+23.1%	+3
	Felony	CF	11	▼	-60.7%	-17
	Remand Support	RS	9	▲	-	+9
	Motion - Protective Order	MP	7	▼	-46.2%	-6
	Protective Order	PC	1	▲	-	+1
	Non-Family Abuse Protective Order	AP	0	▼	-100.0%	-2
	Violation of Protective Order	PV	0	▼	-100.0%	-1
Total			250	▼	-16.4%	-49
Juvenile	Custody Visitation	CV	261	▲	+5.2%	+13
	Misdemeanor	DM	54	▲	+20.0%	+9
	Traffic	T	46	▲	+53.3%	+16
	Remand Custody	RC	11	▲	+266.7%	+8
	Remand Visitation	RV	10	▲	+233.3%	+7
	Abuse and Neglect	AN	8	▲	+60.0%	+3
	Felony	DF	8	▲	+14.3%	+1
	Foster Care Review	FC	7	▲	+16.7%	+1
	Terminate Parental Rights	TP	5	▼	-28.6%	-2
	Child at Risk	RI	4	▲	-	+4
	Child In Need of Services	CS	4	▲	+33.3%	+1
	Initial Foster Care	IF	4	▼	-20.0%	-1
	Entrustment	ET	3	▲	+50.0%	+1
	Motion - Protective Order	MP	3	▼	-25.0%	-1
	Non-Family Abuse Protective Order	AP	3	▲	+200.0%	+2
	Civil Violation	CI	2	▼	-33.3%	-1
	Permanency Planning	PH	2	▼	-33.3%	-1
	Paternity	PT	1	↔	-	-
	Truancy	TR	1	▼	-80.0%	-4
	Voluntary Continuing Services and Support Agreem	VA	1	▲	-	+1
	Emancipation	EP	0	▼	-100.0%	-1
	Emergency Custody Order	EC	0	▼	-100.0%	-1
	Juvenile Support	JS	0	▼	-100.0%	-1
	Mental Commitment	MC	0	▼	-100.0%	-1
	Qualified Residential Treatment	QR	0	▼	-100.0%	-1
	Status	ST	0	▼	-100.0%	-1
	Temporary Detention Order	TD	0	▼	-100.0%	-2
	Total			438	▲	12.6%
GRAND TOTAL			688		0.0%	0




Filings by Major Case Category**

Category	Summary	Change	% Change	Absolute Change
Adult Criminal	110	▲	-19.1%	-26
Child Dependency	34	▲	+17.2%	+5
Child in Need of Services/Supervision	5	▼	-37.5%	-3
Custody and Visitation	262	▲	+5.2%	+13

* Compared to same time period as previous year
 4/11/2024 12:31:34PM

** Case Type Categories are defined in the 2017 Virginia Judicial Workload Assessment
 Source: SCV-SQL-Information

Delinquency	62	▲	+19.2%	+10
Juvenile Miscellaneous	0	▼	-100.0%	-2
New to Workload Study	2	▼	-33.3%	-1
Other	52	▲	+13.0%	+6
Protective Orders	36	▲	-20.0%	-9
Support	79	▼	-10.2%	-9
Traffic	46	▲	+53.3%	+16
GRAND TOTAL	688		0.0%	0

2024 Overall GRAND TOTAL		Distribution of Caseload			Change*		Percentage (%) of Caseload			
1,676	-124 -6.9%	Adult	787	47%	-13.4%	▼	-122	Adult	50.5%	47.0%
2024 		Juvenile	889	53%	-0.2%	▼	-2	Juvenile	49.5%	53.0%
2023 		GRAND TOTAL	1,676	100%	-6.9%	▼	-124	GRAND TOTAL	100%	100%

Filings by Division & Code

Division	Case Type Description	Code	Summary	Change	% Change	Absolute Change
Adult	Misdemeanor	CM	187	▼	-27.8%	-72
	Civil Support	VS	132	▼	-15.4%	-24
	Other	OT	126	▼	-9.4%	-13
	Show Cause	SC	122	▲	-3.9%	-5
	Felony	CF	74	▲	+21.3%	+13
	Family Abuse - Protective Order	FP	72	▼	-24.2%	-23
	Capias	CA	47	▲	+38.2%	+13
	Motion - Protective Order	MP	15	▲	+15.4%	+2
	Remand Support	RS	6	▼	-66.7%	-12
	Violation of Protective Order	PV	6	▲	+20.0%	+1
	Non-Family Abuse Protective Order	AP	0	▼	-100.0%	-1
	Restricted License for Non-Support	SL	0	▼	-100.0%	-1
		Total		787	▼	-13.4%
Juvenile	Custody Visitation	CV	442	▲	+6.8%	+28
	Traffic	T	145	▼	-13.2%	-22
	Misdemeanor	DM	143	▲	+13.5%	+17
	Felony	DF	40	▼	-23.1%	-12
	Terminate Parental Rights	TP	18	▲	+800.0%	+16
	Status	ST	13	▲	+85.7%	+6
	Temporary Detention Order	TD	12	▼	-25.0%	-4
	Permanency Planning	PH	10	▲	+11.1%	+1
	Foster Care Review	FC	8	▼	-27.3%	-3
	Remand Custody	RC	8	▼	-33.3%	-4
	Remand Visitation	RV	8	▼	-38.5%	-5
	Initial Foster Care	IF	7	▲	+250.0%	+5
	Show Cause	SC	6	▼	-14.3%	-1
	Emergency Custody Order	EC	5	▼	-28.6%	-2
	Paternity	PT	5	▼	-28.6%	-2
	Abuse and Neglect	AN	4	↔		-
	Child In Need of Services	CS	4	▲	+100.0%	+2
	Mental Commitment	MC	4	▼	-42.9%	-3
	Capias	CA	2	▲	+100.0%	+1
	Motion - Protective Order	MP	2	▼	-33.3%	-1
	Non-Family Abuse Protective Order	AP	2	▼	-81.8%	-9
	Civil Violation	CI	1	▼	-50.0%	-1
	Family Abuse - Protective Order	FP	0	▼	-100.0%	-1
	Other	OT	0	▼	-100.0%	-2
	Qualified Residential Treatment	QR	0	▼	-100.0%	-4
	Relief of Custody	CR	0	▼	-100.0%	-1
	Voluntary Continuing Services and Support Agreen	VA	0	▼	-100.0%	-1
		Total		889	▼	-0.2%
GRAND TOTAL			1,676	▼	-6.9%	-124

Filings by Major Case Category**

Category	Summary	Change	% Change	Absolute Change
Adult Criminal	394	▲	-11.7%	-52
Child Dependency	47	▲	+38.2%	+13
Child in Need of Services/Supervision	4	▲	+100.0%	+2
Custody and Visitation	447	▼	+6.2%	+26

* Compared to same time period as previous year
 4/11/2024 12:31:34PM

** Case Type Categories are defined in the 2017 Virginia Judicial Workload Assessment
 Source: SCV-SQL-Information

CPSS - JCMS CASELOAD STATISTICS OF THE JUVENILE & DOMESTIC RELATIONS DISTRICT COURTS
 January 2024 thru March 2024 Filings (Compared to January 2023 thru March 2023)

Delinquency	191	▲	+2.7%	+5
Juvenile Miscellaneous	13	▲	+85.7%	+6
New to Workload Study	1	▼	-50.0%	-1
Other	169	▼	-21.0%	-45
Protective Orders	91	▼	-26.6%	-33
Support	174	▼	-11.7%	-23
Traffic	145	▼	-13.2%	-22
GRAND TOTAL	1,676	▼	-6.9%	-124

2024 Overall GRAND TOTAL		Distribution of Caseload		Change*		Percentage (%) of Caseload			
79	+6 8.2%	Adult	31	39%	-22.5% ▼	-9	Adult	54.8%	39.2%
2024	↑	Juvenile	48	61%	45.5% ▲	+15	Juvenile	45.2%	60.8%
2023		GRAND TOTAL	79	100%	8.2% ▲	+6	GRAND TOTAL	100%	100%

Filings by Division & Code

Division	Case Type Description	Code	Summary	Change	% Change	Absolute Change
Adult	Misdemeanor	CM	7	▼	-46.2%	-6
	Felony	CF	6	▼	-14.3%	-1
	Other	OT	6	▼	-45.5%	-5
	Civil Support	VS	3	↔		-
	Remand Support	RS	3	▲	-	+3
	Show Cause	SC	3	▲		-
	Family Abuse - Protective Order	FP	2	▲	+100.0%	+1
	Motion - Protective Order	MP	1	▲	-	+1
	Non-Family Abuse Protective Order	AP	0	▼	-100.0%	-1
	Violation of Protective Order	PV	0	▼	-100.0%	-1
	Total		31	▼	-22.5%	-9
Juvenile	Custody Visitation	CV	16	▼	-23.8%	-5
	Traffic	T	12	▲	+300.0%	+9
	Misdemeanor	DM	8	▲	+33.3%	+2
	Remand Custody	RC	6	▲	-	+6
	Remand Visitation	RV	6	▲	-	+6
	Felony	DF	0	▼	-100.0%	-1
	Special Immigrant Juvenile Status	SI	0	▼	-100.0%	-2
	Total		48	▲	45.5%	+15
GRAND TOTAL			79	▲	8.2%	+6

Filings by Major Case Category**

Category	Summary	Change	% Change	Absolute Change	
Adult Criminal	14	▼	-39.1%	-9	
Custody and Visitation	16	▼	-23.8%	-5	
Delinquency	8	▼	+14.3%	+1	
New to Workload Study	0	▼	-100.0%	-2	
Other	21	▲	+90.9%	+10	
Protective Orders	3	▲	+50.0%	+1	
Support	5	▲	+25.0%	+1	
Traffic	12	▲	+300.0%	+9	
GRAND TOTAL		79	▲	8.2%	+6

2024 Overall GRAND TOTAL		Distribution of Caseload		Change*		Percentage (%) of Caseload				
959 -20 -2.0% 	Adult	502	52%	-4.0%	▼	-21	2023	53.4%	2024	52.3%
	Juvenile	457	48%	0.2%	▲	+1	Juvenile	46.6%	47.7%	
GRAND TOTAL		959	100%	-2.0%	▼	-20	GRAND TOTAL	100%	100%	

Filings by Division & Code

Division	Case Type Description	Code	Summary	Change	% Change	Absolute Change
Adult	Civil Support	VS	152	▲	+0.7%	+1
	Misdemeanor	CM	99	▲	+11.2%	+10
	Other	OT	72	▼	-1.4%	-1
	Show Cause	SC	71	▼	-4.1%	-3
	Family Abuse - Protective Order	FP	31	▼	-39.2%	-20
	Capias	CA	30	▼	-26.8%	-11
	Felony	CF	26	▼	-27.8%	-10
	Motion - Protective Order	MP	11	▲	+175.0%	+7
	Non-Family Abuse Protective Order	AP	4	▲	+300.0%	+3
	Protective Order	PC	3	▲	+50.0%	+1
	Bond Forfeiture	BF	1	▲	-	+1
	Restricted License for Non-Support	SL	1	▲	-	+1
	Violation of Protective Order	PV	1	↔	-	-
Total			502	▼	-4.0%	-21
Juvenile	Custody Visitation	CV	301	▼	-1.6%	-5
	Status	ST	23	▲	+109.1%	+12
	Traffic	T	22	▲	+57.1%	+8
	Foster Care Review	FC	20	▲	+53.8%	+7
	Misdemeanor	DM	18	▼	-41.9%	-13
	Abuse and Neglect	AN	15	▲	+7.1%	+1
	Paternity	PT	15	▼	-21.1%	-4
	Permanency Planning	PH	14	▼	-6.7%	-1
	Initial Foster Care	IF	11	▲	+266.7%	+8
	Temporary Detention Order	TD	9	▲	+800.0%	+8
	Felony	DF	3	▼	-62.5%	-5
	Capias	CA	2	▲	-	+2
	Special Immigrant Juvenile Status	SI	2	↔	-	-
	Emancipation	EP	1	▲	-	+1
	Emergency Custody Order	EC	1	↔	-	-
	Child In Need of Services	CS	0	▼	-100.0%	-1
	Motion - Protective Order	MP	0	▼	-100.0%	-1
	Qualified Residential Treatment	QR	0	▼	-100.0%	-1
	Relief of Custody	CR	0	▼	-100.0%	-5
	Terminate Parental Rights	TP	0	▼	-100.0%	-9
	Voluntary Continuing Services and Support Agreem	VA	0	▼	-100.0%	-1
Total			457	▲	0.2%	+1
GRAND TOTAL			959	▼	-2.0%	-20

Filings by Major Case Category**

Category	Summary	Change	% Change	Absolute Change
Adult Criminal	207	▲	-2.4%	-5
Child Dependency	60	▼	-1.6%	-1
Child in Need of Services/Supervision	0	▼	-100.0%	-1
Custody and Visitation	316	▼	-2.8%	-9
Delinquency	23	▲	-41.0%	-16
Juvenile Miscellaneous	24	▲	+118.2%	+13
New to Workload Study	2	↔	-	0
Other	82	▲	+9.3%	+7

* Compared to same time period as previous year
 4/11/2024 12:31:34PM

** Case Type Categories are defined in the 2017 Virginia Judicial Workload Assessment
 Source: SCV-SQL-Information

CPSS - JCMS CASELOAD STATISTICS OF THE JUVENILE & DOMESTIC RELATIONS DISTRICT COURTS
January 2024 thru March 2024 Filings (Compared to January 2023 thru March 2023)

Protective Orders	46	▲	-19.3%	-11
Support	177	▲	-2.7%	-5
Traffic	22	▲	+57.1%	+8
GRAND TOTAL	959	▼	-2.0%	-20

2024 Overall GRAND TOTAL		Distribution of Caseload		Change*		Percentage (%) of Caseload		
339	-33 -8.9%	Adult	150 44%	-27.5% ▼	-57	Adult	2023 55.6%	2024 44.2%
2024		Juvenile	189 56%	14.5% ▲	+24	Juvenile	44.4%	55.8%
2023		GRAND TOTAL	339 100%	-8.9% ▼	-33	GRAND TOTAL	100%	100%

Filings by Division & Code

Division	Case Type Description	Code	Summary	Change	% Change	Absolute Change
Adult	Civil Support	VS	46	▼	-20.7%	-12
	Show Cause	SC	38	▼	-5.0%	-2
	Misdemeanor	CM	28	▼	-34.9%	-15
	Other	OT	18	▼	-25.0%	-6
	Felony	CF	8	▼	-50.0%	-8
	Capias	CA	6	▼	-33.3%	-3
	Family Abuse - Protective Order	FP	3	▼	-76.9%	-10
	Violation of Protective Order	PV	2	▲	+100.0%	+1
	Motion - Protective Order	MP	1	↔		-
	Non-Family Abuse Protective Order	AP	0	▼	-100.0%	-1
Restricted License for Non-Support	SL	0	▼	-100.0%	-1	
	Total		150	▼	-27.5%	-57
Juvenile	Custody Visitation	CV	114	▲	+18.8%	+18
	Misdemeanor	DM	23	▲	+9.5%	+2
	Felony	DF	15	▲	+50.0%	+5
	Traffic	T	8	▼	-27.3%	-3
	Child at Risk	RI	7	▲	+40.0%	+2
	Permanency Planning	PH	5	▲	+400.0%	+4
	Paternity	PT	3	▲	+50.0%	+1
	Temporary Detention Order	TD	3	▲	+50.0%	+1
	Truancy	TR	3	▼	-25.0%	-1
	Emergency Custody Order	EC	2	↔		-
	Capias	CA	1	▲	-	+1
	Initial Foster Care	IF	1	▲	-	+1
	Relief of Custody	CR	1	▼	-50.0%	-1
	Remand Custody	RC	1	↔		-
	Remand Visitation	RV	1	↔		-
	Status	ST	1	▲	-	+1
	Abuse and Neglect	AN	0	▼	-100.0%	-2
	Civil Violation	CI	0	▼	-100.0%	-2
	Foster Care Review	FC	0	▼	-100.0%	-2
	Qualified Residential Treatment	QR	0	▼	-100.0%	-1
	Total		189	▲	14.5%	+24
GRAND TOTAL			339	▼	-8.9%	-33

Filings by Major Case Category**

Category	Summary	Change	% Change	Absolute Change
Adult Criminal	66	▲	-25.8%	-23
Child Dependency	14	▲	+7.7%	+1
Child in Need of Services/Supervision	3	▼	-25.0%	-1
Custody and Visitation	117	▲	+19.4%	+19
Delinquency	39	▲	+25.8%	+8
Juvenile Miscellaneous	1	▲	-	+1
New to Workload Study	0	▼	-100.0%	-2
Other	25	▲	-16.7%	-5
Protective Orders	4	▼	-73.3%	-11
Support	62	▼	-21.5%	-17

* Compared to same time period as previous year
 4/11/2024 12:31:34PM

** Case Type Categories are defined in the 2017 Virginia Judicial Workload Assessment
 Source: SCV-SQL-Information

Traffic		8	▼	-27.3%	-3
	GRAND TOTAL	339	▼	-8.9%	-33

2024 Overall GRAND TOTAL		Distribution of Caseload		Change*		Percentage (%) of Caseload			
410 +109 36.2% 		Adult	156	38%	13.9% ▲	+19	Adult	45.5%	38.0%
		Juvenile	254	62%	54.9% ▲	+90	Juvenile	54.5%	62.0%
GRAND TOTAL		410	100%	36.2% ▲	+109	GRAND TOTAL	100%	100%	

Filings by Division & Code

Division	Case Type Description	Code	Summary	Change	% Change	Absolute Change
Adult	Civil Support	VS	37	▲	+23.3%	+7
	Misdemeanor	CM	33	▲	+43.5%	+10
	Show Cause	SC	31	▲	+14.8%	+4
	Felony	CF	24	▲	+33.3%	+6
	Family Abuse - Protective Order	FP	10	▼	-23.1%	-3
	Other	OT	10	▲	+11.1%	+1
	Motion - Protective Order	MP	6	▲	+200.0%	+4
	Capias	CA	2	▼	-81.8%	-9
	Remand Support	RS	2	↔		-
	Non-Family Abuse Protective Order	AP	1	↔		-
	Restricted License for Non-Support	SL	0	▼	-100.0%	-1
Total			156	▲	13.9%	+19
Juvenile	Custody Visitation	CV	153	▲	+50.0%	+51
	Abuse and Neglect	AN	26	▲	+271.4%	+19
	Foster Care Review	FC	13	▲	+30.0%	+3
	Permanency Planning	PH	12	▲	+1,100.0%	+11
	Terminate Parental Rights	TP	12	▲	-	+12
	Remand Custody	RC	6	▼	-25.0%	-2
	Remand Visitation	RV	6	↔		-
	Paternity	PT	5	▲	+66.7%	+2
	Traffic	T	5	↔		-
	Misdemeanor	DM	4	↔		-
	Motion - Protective Order	MP	3	▲	-	+3
	Initial Foster Care	IF	2	↔		-
	Voluntary Continuing Services and Support Agreen	VA	2	▲	-	+2
	Capias	CA	1	▲	-	+1
	Child In Need of Services	CS	1	↔		-
	Emergency Custody Order	EC	1	▼	-50.0%	-1
	Felony	DF	1	▼	-90.0%	-9
	Temporary Detention Order	TD	1	↔		-
	Child at Risk	RI	0	▼	-100.0%	-1
	Status	ST	0	▼	-100.0%	-1
	Total			254	▲	54.9%
GRAND TOTAL			410	▲	36.2%	+109

Filings by Major Case Category**

Category	Summary	Change	% Change	Absolute Change
Adult Criminal	84	▲	+15.1%	+11
Child Dependency	67	▲	+219.0%	+46
Child in Need of Services/Supervision	1	↔		0
Custody and Visitation	158	▲	+50.5%	+53
Delinquency	6	▲	-57.1%	-8
Juvenile Miscellaneous	0	▼	-100.0%	-1
Other	26	▼	-7.1%	-2
Protective Orders	20	▲	+25.0%	+4
Support	43	▼	+16.2%	+6
Traffic	5	↔		0

* Compared to same time period as previous year
 4/11/2024 12:31:34PM

** Case Type Categories are defined in the 2017 Virginia Judicial Workload Assessment
 Source: SCV-SQL-Information

GRAND TOTAL

410

▲

36.2%

+109

2024 Overall GRAND TOTAL		Distribution of Caseload		Change*		Percentage (%) of Caseload		
909	-80 -8.1%	Adult	589 65%	-13.4% ▼	-91	Adult	68.8%	64.8%
2024		Juvenile	320 35%	3.6% ▲	+11	Juvenile	31.2%	35.2%
2023		GRAND TOTAL	909 100%	-8.1% ▼	-80	GRAND TOTAL	100%	100%

Filings by Division & Code

Division	Case Type Description	Code	Summary	Change	% Change	Absolute Change
Adult	Misdemeanor	CM	161	▼	-13.0%	-24
	Other	OT	131	▼	-0.8%	-1
	Civil Support	VS	85	▼	-5.6%	-5
	Capias	CA	80	▼	-7.0%	-6
	Show Cause	SC	80	▼	-33.3%	-40
	Felony	CF	25	▼	-10.7%	-3
	Family Abuse - Protective Order	FP	19	▼	-44.1%	-15
	Non-Family Abuse Protective Order	AP	4	▲	+33.3%	+1
	Motion - Protective Order	MP	2	▲	+100.0%	+1
	Violation of Protective Order	PV	2	▲	+100.0%	+1
	Total		589	▼	-13.4%	-91
Juvenile	Custody Visitation	CV	165	▲	+5.8%	+9
	Misdemeanor	DM	52	▲	+18.2%	+8
	Truancy	TR	34	▲	+30.8%	+8
	Felony	DF	18	▼	-30.8%	-8
	Status	ST	15	▼	-6.3%	-1
	Permanency Planning	PH	8	▲	+33.3%	+2
	Traffic	T	5	▼	-28.6%	-2
	Terminate Parental Rights	TP	4	▼	-20.0%	-1
	Initial Foster Care	IF	3	▲	+50.0%	+1
	Paternity	PT	3	▼	-50.0%	-3
	Temporary Detention Order	TD	3	▲	+200.0%	+2
	Child In Need of Services	CS	2	▼	-33.3%	-1
	Foster Care Review	FC	2	▼	-60.0%	-3
	Abuse and Neglect	AN	1	▲	-	+1
	Civil Violation	CI	1	▲	-	+1
	Emancipation	EP	1	▲	-	+1
	Emergency Custody Order	EC	1	↔	-	-
	Entrustment	ET	1	▲	-	+1
	Mental Commitment	MC	1	▼	-66.7%	-2
	Non-Family Abuse Protective Order	AP	0	▼	-100.0%	-2
	Total		320	▲	3.6%	+11
GRAND TOTAL			909	▼	-8.1%	-80

Filings by Major Case Category**

Category	Summary	Change	% Change	Absolute Change
Adult Criminal	340	▲	-17.1%	-70
Child Dependency	19	▲	+5.6%	+1
Child in Need of Services/Supervision	36	▼	+24.1%	+7
Custody and Visitation	168	▼	+3.7%	+6
Delinquency	70	▼	-	0
Juvenile Miscellaneous	16	▲	-	0
New to Workload Study	1	▲	-	+1
Other	136	▲	-0.7%	-1
Protective Orders	25	▼	-37.5%	-15
Support	93	▼	-7.0%	-7
Traffic	5	▼	-28.6%	-2

* Compared to same time period as previous year
 4/11/2024 12:31:34PM

** Case Type Categories are defined in the 2017 Virginia Judicial Workload Assessment
 Source: SCV-SQL-Information

GRAND TOTAL

909



-8.1%

-80

2024 Overall GRAND TOTAL		Distribution of Caseload		Change*		Percentage (%) of Caseload		
930	-49 -5.0%	Adult	405 44%	8.3% ▲	+31	Adult	38.2%	43.5%
2024		Juvenile	525 56%	-13.2% ▼	-80	Juvenile	61.8%	56.5%
2023		GRAND TOTAL	930 100%	-5.0% ▼	-49	GRAND TOTAL	100%	100%

Filings by Division & Code

Division	Case Type Description	Code	Summary	Change	% Change	Absolute Change	
Adult	Misdemeanor	CM	128	▲	+70.7%	+53	
	Civil Support	VS	83	▲	+18.6%	+13	
	Other	OT	65	▼	-31.6%	-30	
	Show Cause	SC	56	▲	+21.7%	+10	
	Family Abuse - Protective Order	FP	28	▲	+64.7%	+11	
	Non-Family Abuse Protective Order	AP	15	↔		-	
	Felony	CF	13	▼	-31.6%	-6	
	Capias	CA	10	▼	-54.5%	-12	
	Violation of Protective Order	PV	3	▲	+200.0%	+2	
	Motion - Protective Order	MP	2	▼	-75.0%	-6	
	Remand Support	RS	2	▼	-60.0%	-3	
	Bond Forfeiture	BF	0	▼	-100.0%	-1	
		Total		405	▲	8.3%	+31
Juvenile	Custody Visitation	CV	253	▼	-29.1%	-104	
	Misdemeanor	DM	87	▲	+26.1%	+18	
	Abuse and Neglect	AN	44	▲	+131.6%	+25	
	Motion - Protective Order	MP	16	▼	-20.0%	-4	
	Remand Visitation	RV	16	▲	+166.7%	+10	
	Remand Custody	RC	14	▲	+133.3%	+8	
	Felony	DF	13	▼	-7.1%	-1	
	Foster Care Review	FC	13	▲	+18.2%	+2	
	Status	ST	12	▲	-7.7%	-1	
	Truancy	TR	12	▲	+20.0%	+2	
	Permanency Planning	PH	11	▲	+10.0%	+1	
	Traffic	T	10	▼	-28.6%	-4	
	Child In Need of Services	CS	7	▼	-58.8%	-10	
	Initial Foster Care	IF	7	▼	-53.3%	-8	
	Relief of Custody	CR	5	▲	+400.0%	+4	
	Non-Family Abuse Protective Order	AP	2	▲	-	+2	
	Paternity	PT	2	▼	-77.8%	-7	
	Special Immigrant Juvenile Status	SI	1	▲	-	+1	
	Emergency Custody Order	EC	0	▼	-100.0%	-1	
	Entrustment	ET	0	▼	-100.0%	-1	
	Qualified Residential Treatment	QR	0	▼	-100.0%	-5	
	Terminate Parental Rights	TP	0	▼	-100.0%	-4	
	Voluntary Continuing Services and Support Agreem	VA	0	▼	-100.0%	-3	
		Total		525	▼	-13.2%	-80
	GRAND TOTAL			930	▼	-5.0%	-49

Filings by Major Case Category**

Category	Summary	Change	% Change	Absolute Change
Adult Criminal	178	▲	+21.1%	+31
Child Dependency	80	▲	+15.9%	+11
Child in Need of Services/Supervision	19	▼	-29.6%	-8
Custody and Visitation	255	▼	-30.3%	-111
Delinquency	100	▲	+20.5%	+17
Juvenile Miscellaneous	12	▲	-7.7%	-1
New to Workload Study	1	▲	-	+1

* Compared to same time period as previous year
 4/11/2024 12:31:34PM

** Case Type Categories are defined in the 2017 Virginia Judicial Workload Assessment
 Source: SCV-SQL-Information

Other	97	▲	-14.2%	-16
Protective Orders	63	▲	+5.0%	+3
Support	115	▲	+32.2%	+28
Traffic	10	▼	-28.6%	-4
GRAND TOTAL	930	▼	-5.0%	-49

2024 Overall GRAND TOTAL		Distribution of Caseload		Change*		Percentage (%) of Caseload			
1,007 +43 4.5% 	2024 2023	Adult	476	47%	25.9% ▲	+98	Adult	39.2%	47.3%
		Juvenile	531	53%	-9.4% ▼	-55	Juvenile	60.8%	52.7%
GRAND TOTAL		1,007	100%	4.5% ▲	+43	GRAND TOTAL	100%	100%	

Filings by Division & Code

Division	Case Type Description	Code	Summary	Change	% Change	Absolute Change
Adult	Civil Support	VS	138	▲	+58.6%	+51
	Misdemeanor	CM	109	▼	-7.6%	-9
	Show Cause	SC	92	▲	+104.4%	+47
	Other	OT	77	▲	+6.9%	+5
	Family Abuse - Protective Order	FP	26	▼	-18.8%	-6
	Capias	CA	18	▲	+100.0%	+9
	Felony	CF	7	▼	-12.5%	-1
	Non-Family Abuse Protective Order	AP	3	▲	+50.0%	+1
	Motion - Protective Order	MP	2	▼	-60.0%	-3
	Violation of Protective Order	PV	2	▲	-	+2
	Remand Support	RS	1	▲	-	+1
	Violation Family Abuse Protective Order	PS	1	▲	-	+1
Total			476	▲	25.9%	+98
Juvenile	Custody Visitation	CV	383	▼	-4.0%	-16
	Misdemeanor	DM	27	▼	-22.9%	-8
	Abuse and Neglect	AN	22	▲	+22.2%	+4
	Child In Need of Services	CS	12	▼	-14.3%	-2
	Child at Risk	RI	9	▲	+50.0%	+3
	Paternity	PT	9	▲	+50.0%	+3
	Foster Care Review	FC	8	▲	+33.3%	+2
	Traffic	T	8	▼	-73.3%	-22
	Voluntary Continuing Services and Support Agreen	VA	8	▲	+33.3%	+2
	Felony	DF	7	↔	-	-
	Permanency Planning	PH	7	▼	-70.8%	-17
	Truancy	TR	7	▲	+133.3%	+4
	Initial Foster Care	IF	6	↔	-	-
	Temporary Detention Order	TD	4	▲	+100.0%	+2
	Terminate Parental Rights	TP	4	↔	-	-
	Motion - Protective Order	MP	2	▼	-50.0%	-2
	Relief of Custody	CR	2	↔	-	-
	Status	ST	2	▼	-60.0%	-3
	Civil Violation	CI	1	▼	-66.7%	-2
	Emancipation	EP	1	▲	-	+1
	Emergency Custody Order	EC	1	▲	-	+1
	Non-Family Abuse Protective Order	AP	1	↔	-	-
	Family Abuse - Protective Order	FP	0	▼	-100.0%	-1
	Qualified Residential Treatment	QR	0	▼	-100.0%	-4
Total			531	▼	-9.4%	-55
GRAND TOTAL			1,007	▲	4.5%	+43

Filings by Major Case Category**

Category	Summary	Change	% Change	Absolute Change
Adult Criminal	220	▲	+25.0%	+44
Child Dependency	66	▼	-13.2%	-10
Child in Need of Services/Supervision	19	▲	+11.8%	+2
Custody and Visitation	392	▲	-3.2%	-13
Delinquency	34	▼	-19.0%	-8
Juvenile Miscellaneous	3	▲	-40.0%	-2

* Compared to same time period as previous year
 4/11/2024 12:31:34PM

** Case Type Categories are defined in the 2017 Virginia Judicial Workload Assessment
 Source: SCV-SQL-Information

New to Workload Study	1	▼	-66.7%	-2
Other	83	▲	+12.2%	+9
Protective Orders	34	▼	-24.4%	-11
Support	147	▲	+61.5%	+56
Traffic	8	▼	-73.3%	-22
GRAND TOTAL	1,007	▲	4.5%	+43

2024 Overall GRAND TOTAL		Distribution of Caseload		Change*		Percentage (%) of Caseload			
2,330	-195 -7.7%	Adult	1,029	44%	-12.8% ▼	-151	Adult	46.7%	44.2%
2024		Juvenile	1,301	56%	-3.3% ▼	-44	Juvenile	53.3%	55.8%
2023		GRAND TOTAL	2,330	100%	-7.7% ▼	-195	GRAND TOTAL	100%	100%

Filings by Division & Code

Division	Case Type Description	Code	Summary	Change	% Change	Absolute Change	
Adult	Misdemeanor	CM	273	▼	-13.3%	-42	
	Civil Support	VS	231	▼	-6.1%	-15	
	Other	OT	205	▼	-13.5%	-32	
	Family Abuse - Protective Order	FP	119	▼	-7.0%	-9	
	Show Cause	SC	110	▼	-32.9%	-54	
	Felony	CF	43	▲	+16.2%	+6	
	Motion - Protective Order	MP	17	▲	+112.5%	+9	
	Capias	CA	10	▼	-41.2%	-7	
	Non-Family Abuse Protective Order	AP	7	▼	-65.0%	-13	
	Violation of Protective Order	PV	7	▲	+16.7%	+1	
	Remand Support	RS	6	▲	+200.0%	+4	
	Restricted License for Non-Support	SL	1	▲	-	+1	
		Total		1,029	▼	-12.8%	-151
Juvenile	Custody Visitation	CV	650	▼	-18.2%	-145	
	Misdemeanor	DM	112	▲	+28.7%	+25	
	Abuse and Neglect	AN	77	▲	+8.5%	+6	
	Permanency Planning	PH	56	▼	-12.5%	-8	
	Truancy	TR	53	▲	+60.6%	+20	
	Foster Care Review	FC	42	▼	-31.1%	-19	
	Terminate Parental Rights	TP	42	▲	+82.6%	+19	
	Traffic	T	42	▲	+61.5%	+16	
	Temporary Detention Order	TD	41	▲	+173.3%	+26	
	Initial Foster Care	IF	31	▲	+40.9%	+9	
	Mental Commitment	MC	18	▲	+20.0%	+3	
	Special Immigrant Juvenile Status	SI	17	▲	+1,600.0%	+16	
	Relief of Custody	CR	16	▲	+300.0%	+12	
	Motion - Protective Order	MP	15	▼	-21.1%	-4	
	Status	ST	15	▲	+275.0%	+11	
	Emergency Custody Order	EC	12	▲	-	+12	
	Felony	DF	12	▼	-68.4%	-26	
	Paternity	PT	9	▲	+12.5%	+1	
	Remand Custody	RC	9	▲	+12.5%	+1	
	Child In Need of Services	CS	8	▲	+33.3%	+2	
	Remand Visitation	RV	8	▲	+33.3%	+2	
	Non-Family Abuse Protective Order	AP	4	▼	-77.8%	-14	
	Entrustment	ET	3	↔	-	-	
	Voluntary Continuing Services and Support Agree	VA	3	▲	+50.0%	+1	
	Capias	CA	2	▼	-33.3%	-1	
	Family Abuse - Protective Order	FP	2	▲	+100.0%	+1	
	Civil Violation	CI	1	▲	-	+1	
	Restricted Operators License	RL	1	▲	-	+1	
	Child at Risk	RI	0	▼	-100.0%	-2	
	Emancipation	EP	0	▼	-100.0%	-1	
	Qualified Residential Treatment	QR	0	▼	-100.0%	-9	
		Total		1,301	▼	-3.3%	-44
	GRAND TOTAL			2,330	▼	-7.7%	-195

Filings by Major Case Category**

Category	Summary	Change	% Change	Absolute Change
Adult Criminal	402	▲	-6.7%	-29
Child Dependency	270	▲	+3.4%	+9
Child in Need of Services/Supervision	61	▲	+56.4%	+22
Custody and Visitation	659	▼	-17.9%	-144
Delinquency	126	▼	-1.6%	-2
Juvenile Miscellaneous	15	▲	+200.0%	+10
New to Workload Study	18	▲	+1,700.0%	+17
Other	299	▲	+5.7%	+16
Protective Orders	164	▲	-15.5%	-30
Support	273	▲	-22.9%	-81
Traffic	43	▲	+65.4%	+17
GRAND TOTAL	2,330	▼	-7.7%	-195

* Compared to same time period as previous year
 4/11/2024 12:31:34PM

** Case Type Categories are defined in the 2017 Virginia Judicial Workload Assessment
 Source: SCV-SQL-Information

2024 Overall GRAND TOTAL		Distribution of Caseload		Change*		Percentage (%) of Caseload		
1,205	-70 -5.5%	Adult	451 37%	-18.4% ▼	-102	Adult	43.4%	37.4%
2024		Juvenile	754 63%	4.4% ▲	+32	Juvenile	56.6%	62.6%
2023		GRAND TOTAL	1,205 100%	-5.5% ▼	-70	GRAND TOTAL	100%	100%

Filings by Division & Code

Division	Case Type Description	Code	Summary	Change	% Change	Absolute Change
Adult	Civil Support	VS	123	▲	+13.9%	+15
	Misdemeanor	CM	100	▼	-40.1%	-67
	Show Cause	SC	75	▲	+5.6%	+4
	Other	OT	70	▼	-28.6%	-28
	Family Abuse - Protective Order	FP	45	▼	-2.2%	-1
	Felony	CF	17	▼	-43.3%	-13
	Capias	CA	7	▼	-12.5%	-1
	Remand Support	RS	6	▼	-50.0%	-6
	Motion - Protective Order	MP	4	▲	+33.3%	+1
	Non-Family Abuse Protective Order	AP	3	▼	-66.7%	-6
	Restricted License for Non-Support	SL	1	▲	-	+1
	Violation of Protective Order	PV	0	▼	-100.0%	-1
	Total		451	▼	-18.4%	-102
Juvenile	Custody Visitation	CV	406	▲	+26.1%	+84
	Misdemeanor	DM	74	▼	-14.9%	-13
	Status	ST	47	▲	-19.0%	-11
	Traffic	T	40	▼	-18.4%	-9
	Abuse and Neglect	AN	34	▼	-40.4%	-23
	Permanency Planning	PH	32	▲	+10.3%	+3
	Felony	DF	21	▲	+90.9%	+10
	Terminate Parental Rights	TP	16	▲	+300.0%	+12
	Voluntary Continuing Services and Support Agreen	VA	12	▲	+33.3%	+3
	Foster Care Review	FC	11	▼	-35.3%	-6
	Initial Foster Care	IF	11	▲	+83.3%	+5
	Truancy	TR	11	▼	-26.7%	-4
	Motion - Protective Order	MP	10	▼	-9.1%	-1
	Child In Need of Services	CS	6	▲	-	+6
	Paternity	PT	5	▲	+400.0%	+4
	Remand Custody	RC	5	▼	-79.2%	-19
	Non-Family Abuse Protective Order	AP	4	↔	-	-
	Temporary Detention Order	TD	4	▼	-20.0%	-1
	Civil Violation	CI	3	▲	+50.0%	+1
	Capias	CA	1	▼	-50.0%	-1
	Special Immigrant Juvenile Status	SI	1	▲	-	+1
	Qualified Residential Treatment	QR	0	▼	-100.0%	-3
	Relief of Custody	CR	0	▼	-100.0%	-4
	Remand Visitation	RV	0	▼	-100.0%	-2
	Total		754	▲	4.4%	+32
GRAND TOTAL			1,205	▼	-5.5%	-70

Filings by Major Case Category**

Category	Summary	Change	% Change	Absolute Change
Adult Criminal	164	▼	-35.9%	-92
Child Dependency	116	▲	-10.1%	-13
Child in Need of Services/Supervision	17	▲	+13.3%	+2
Custody and Visitation	411	▲	+27.2%	+88
Delinquency	96	▲	-4.0%	-4
Juvenile Miscellaneous	47	▲	-19.0%	-11

* Compared to same time period as previous year
 4/11/2024 12:31:34PM

** Case Type Categories are defined in the 2017 Virginia Judicial Workload Assessment
 Source: SCV-SQL-Information

New to Workload Study	4	▲	+100.0%	+2
Other	85	▼	-39.7%	-56
Protective Orders	66	▼	-9.6%	-7
Support	159	▲	+23.3%	+30
Traffic	40	▼	-18.4%	-9
GRAND TOTAL	1,205	▼	-5.5%	-70

2024 Overall GRAND TOTAL		Distribution of Caseload		Change*		Percentage (%) of Caseload			
469 	+11	Adult	176	38%	-12.0% ▼	-24	Adult	43.7%	37.5%
	2.4%	Juvenile	293	62%	13.6% ▲	+35	Juvenile	56.3%	62.5%
			GRAND TOTAL	469	100%	2.4% ▲	+11	GRAND TOTAL	100%

Filings by Division & Code

Division	Case Type Description	Code	Summary	Change	% Change	Absolute Change
Adult	Misdemeanor	CM	45	▲	+2.3%	+1
	Civil Support	VS	38	▼	-15.6%	-7
	Show Cause	SC	27	▼	-22.9%	-8
	Other	OT	23	▼	-8.0%	-2
	Capias	CA	12	▼	+20.0%	+2
	Family Abuse - Protective Order	FP	12	▲	+20.0%	+2
	Felony	CF	12	▼	-47.8%	-11
	Remand Support	RS	4	↔		-
	Motion - Protective Order	MP	3	↔		-
	Violation of Protective Order	PV	0	▼	-100.0%	-1
	Total		176	▼	-12.0%	-24
Juvenile	Custody Visitation	CV	120	▲	+25.0%	+24
	Misdemeanor	DM	42	▲	+13.5%	+5
	Traffic	T	26	▼	-25.7%	-9
	Abuse and Neglect	AN	20	▲	+100.0%	+10
	Felony	DF	18	▲	+350.0%	+14
	Status	ST	15	▲	+15.4%	+2
	Mental Commitment	MC	11	▼	-31.3%	-5
	Initial Foster Care	IF	8	▲	+300.0%	+6
	Foster Care Review	FC	7	▲	+16.7%	+1
	Motion - Protective Order	MP	5	▼	-28.6%	-2
	Permanency Planning	PH	4	▼	-60.0%	-6
	Remand Custody	RC	4	↔		-
	Remand Visitation	RV	4	↔		-
	Voluntary Continuing Services and Support Agree	VA	4	▼	-33.3%	-2
	Child In Need of Services	CS	1	▲	-	+1
	Emergency Custody Order	EC	1	▼	-50.0%	-1
	Paternity	PT	1	▲	-	+1
	Relief of Custody	CR	1	▲	-	+1
	Temporary Detention Order	TD	1	▼	-50.0%	-1
	Entrustment	ET	0	▼	-100.0%	-1
Non-Family Abuse Protective Order	AP	0	▼	-100.0%	-1	
Qualified Residential Treatment	QR	0	▼	-100.0%	-2	
	Total		293	▲	13.6%	+35
GRAND TOTAL			469	▲	2.4%	+11

Filings by Major Case Category**

Category	Summary	Change	% Change	Absolute Change
Adult Criminal	91	▼	-11.7%	-12
Child Dependency	44	▲	+18.9%	+7
Child in Need of Services/Supervision	1	▲	-	+1
Custody and Visitation	121	▲	+26.0%	+25
Delinquency	60	▲	+46.3%	+19
Juvenile Miscellaneous	15	▲	+15.4%	+2
Other	48	▼	-15.8%	-9
Protective Orders	20	▼	-4.8%	-1
Support	43	▼	-21.8%	-12
Traffic	26	▼	-25.7%	-9

* Compared to same time period as previous year
 4/11/2024 12:31:34PM

** Case Type Categories are defined in the 2017 Virginia Judicial Workload Assessment
 Source: SCV-SQL-Information

GRAND TOTAL

469

▲

2.4%

+11

2024 Overall GRAND TOTAL		Distribution of Caseload			Change*		Percentage (%) of Caseload		
533 -39 -6.8% 		Adult	267	50%	-6.3% ▼	-18	Adult	49.8%	50.1%
		Juvenile	266	50%	-7.3% ▼	-21	Juvenile	50.2%	49.9%
		GRAND TOTAL	533	100%	-6.8% ▼	-39	GRAND TOTAL	100%	100%

Filings by Division & Code

Division	Case Type Description	Code	Summary	Change	% Change	Absolute Change
Adult	Misdemeanor	CM	56	▲	+16.7%	+8
	Other	OT	49	▲	+6.5%	+3
	Civil Support	VS	46	▼	-17.9%	-10
	Show Cause	SC	40	▲	-38.5%	-25
	Family Abuse - Protective Order	FP	33	▲	+6.5%	+2
	Felony	CF	22	▲	+100.0%	+11
	Motion - Protective Order	MP	7	▼	-46.2%	-6
	Capias	CA	5	▼	-28.6%	-2
	Violation of Protective Order	PV	4	▼	-20.0%	-1
	Remand Support	RS	3	▲	-	+3
	Non-Family Abuse Protective Order	AP	2	▼	-33.3%	-1
		Total		267	▼	-6.3%
Juvenile	Custody Visitation	CV	155	▼	-9.4%	-16
	Misdemeanor	DM	21	▲	+16.7%	+3
	Truancy	TR	19	▲	+72.7%	+8
	Abuse and Neglect	AN	14	▼	-12.5%	-2
	Traffic	T	10	▼	-56.5%	-13
	Paternity	PT	7	▼	-12.5%	-1
	Temporary Detention Order	TD	6	▲	+50.0%	+2
	Child In Need of Services	CS	5	▲	+150.0%	+3
	Entrustment	ET	5	▲	-	+5
	Foster Care Review	FC	3	▼	-62.5%	-5
	Initial Foster Care	IF	3	▲	+200.0%	+2
	Motion - Protective Order	MP	3	▲	+50.0%	+1
	Remand Custody	RC	3	▼	-25.0%	-1
	Remand Visitation	RV	3	▲	-	+3
	Felony	DF	2	▼	-66.7%	-4
	Non-Family Abuse Protective Order	AP	2	▼	-33.3%	-1
	Permanency Planning	PH	2	▼	-33.3%	-1
	Status	ST	2	▲	-66.7%	-4
	Special Immigrant Juvenile Status	SI	1	▲	-	+1
	Emergency Custody Order	EC	0	▼	-100.0%	-1
	Total		266	▼	-7.3%	-21
GRAND TOTAL			533	▼	-6.8%	-39

Filings by Major Case Category**

Category	Summary	Change	% Change	Absolute Change
Adult Criminal	110	▲	-12.7%	-16
Child Dependency	27	▲	-3.6%	-1
Child in Need of Services/Supervision	24	▲	+84.6%	+11
Custody and Visitation	162	▼	-9.5%	-17
Delinquency	23	▼	-4.2%	-1
Juvenile Miscellaneous	2	▲	-66.7%	-4
New to Workload Study	1	▲	-	+1
Other	64	▲	+16.4%	+9
Protective Orders	47	▼	-9.6%	-5
Support	63	▲	-4.5%	-3

* Compared to same time period as previous year
 4/11/2024 12:31:34PM

** Case Type Categories are defined in the 2017 Virginia Judicial Workload Assessment
 Source: SCV-SQL-Information

CPSS - JCMS CASELOAD STATISTICS OF THE JUVENILE & DOMESTIC RELATIONS DISTRICT COURTS
January 2024 thru March 2024 Filings (Compared to January 2023 thru March 2023)

Amherst

District: 24 FIPS: 009

Traffic		10	▼	-56.5%	-13
	GRAND TOTAL	533	▼	-6.8%	-39

2024 Overall GRAND TOTAL		Distribution of Caseload		Change*		Percentage (%) of Caseload			
1,094 +37 3.5% 	2024 2023	Adult	499	46%	9.4% ▲	+43	Adult	2023: 43.1%	2024: 45.6%
		Juvenile	595	54%	-1.0% ▼	-6	Juvenile	2023: 56.9%	2024: 54.4%
GRAND TOTAL		1,094	100%	3.5% ▲	+37	GRAND TOTAL	100%	100%	

Filings by Division & Code

Division	Case Type Description	Code	Summary	Change	% Change	Absolute Change	
Adult	Misdemeanor	CM	124	▲	+57.0%	+45	
	Civil Support	VS	110	▼	-4.3%	-5	
	Show Cause	SC	70	▲	+7.7%	+5	
	Other	OT	63	▲	+14.5%	+8	
	Family Abuse - Protective Order	FP	38	▼	-26.9%	-14	
	Felony	CF	30	▼	-18.9%	-7	
	Capias	CA	23	▼	-4.2%	-1	
	Motion - Protective Order	MP	22	▲	+120.0%	+12	
	Remand Support	RS	10	▼	-9.1%	-1	
	Violation of Protective Order	PV	8	▲	+60.0%	+3	
	Restricted License for Non-Support	SL	1	↔		-	
	Non-Family Abuse Protective Order	AP	0	▼	-100.0%	-2	
	Total			499	▲	9.4%	+43
Juvenile	Custody Visitation	CV	340	▲	+5.3%	+17	
	Truancy	TR	43	▲	+43.3%	+13	
	Foster Care Review	FC	27	▲	+35.0%	+7	
	Status	ST	27	▲	+145.5%	+16	
	Misdemeanor	DM	22	▼	-45.0%	-18	
	Permanency Planning	PH	19	▲	+280.0%	+14	
	Abuse and Neglect	AN	18	▼	-66.7%	-36	
	Remand Custody	RC	15	▼	-31.8%	-7	
	Remand Visitation	RV	13	▼	-38.1%	-8	
	Traffic	T	12	↔		-	
	Motion - Protective Order	MP	7	▼	-30.0%	-3	
	Felony	DF	6	▲	+100.0%	+3	
	Non-Family Abuse Protective Order	AP	6	▲	+100.0%	+3	
	Child In Need of Services	CS	5	▼	-61.5%	-8	
	Initial Foster Care	IF	5	▼	-37.5%	-3	
	Paternity	PT	5	▼	-37.5%	-3	
	Voluntary Continuing Services and Support Agreem	VA	5	▼	-37.5%	-3	
	Relief of Custody	CR	4	▲	-	+4	
	Temporary Detention Order	TD	4	▲	+300.0%	+3	
	Terminate Parental Rights	TP	4	▲	+100.0%	+2	
	Entrustment	ET	2	▲	-	+2	
	Other	OT	2	▲	+100.0%	+1	
	Emancipation	EP	1	▲	-	+1	
	Emergency Custody Order	EC	1	↔		-	
	Juvenile Support	JS	1	↔		-	
	Show Cause	SC	1	▲	-	+1	
	Civil Violation	CI	0	▼	-100.0%	-2	
	Family Abuse - Protective Order	FP	0	▼	-100.0%	-1	
	Qualified Residential Treatment	QR	0	▼	-100.0%	-1	
	Total			595	▼	-1.0%	-6
	GRAND TOTAL			1,094	▲	3.5%	+37

Filings by Major Case Category**

Category	Summary	Change	% Change	Absolute Change
Adult Criminal	235	▲	+22.4%	+43
Child Dependency	84	▲	-14.3%	-14

* Compared to same time period as previous year
 4/11/2024 12:31:34PM

** Case Type Categories are defined in the 2017 Virginia Judicial Workload Assessment
 Source: SCV-SQL-Information

CPSS - JCMS CASELOAD STATISTICS OF THE JUVENILE & DOMESTIC RELATIONS DISTRICT COURTS
 January 2024 thru March 2024 Filings (Compared to January 2023 thru March 2023)

Child in Need of Services/Supervision	48	▼	+11.6%	+5
Custody and Visitation	345	▼	+4.2%	+14
Delinquency	29	▲	-32.6%	-14
Juvenile Miscellaneous	28	▲	+154.5%	+17
New to Workload Study	0	▼	-100.0%	-2
Other	108	▲	-3.6%	-4
Protective Orders	73	▼	-6.4%	-5
Support	132	▲	-2.2%	-3
Traffic	12	↔		0
GRAND TOTAL	1,094	▲	3.5%	+37

2024 Overall GRAND TOTAL		Distribution of Caseload		Change*		Percentage (%) of Caseload		
825	+71 9.4%	Adult	387 47%	-1.8% ▼	-7	Adult	52.3%	46.9%
2024		Juvenile	438 53%	21.7% ▲	+78	Juvenile	47.7%	53.1%
2023		GRAND TOTAL	825 100%	9.4% ▲	+71	GRAND TOTAL	100%	100%

Filings by Division & Code

Division	Case Type Description	Code	Summary	Change	% Change	Absolute Change
Adult	Civil Support	VS	124	▲	+14.8%	+16
	Show Cause	SC	81	▲	+32.8%	+20
	Misdemeanor	CM	56	▼	-23.3%	-17
	Other	OT	54	▼	-14.3%	-9
	Family Abuse - Protective Order	FP	32	▼	-15.8%	-6
	Felony	CF	19	▼	-26.9%	-7
	Capias	CA	16	↔		-
	Motion - Protective Order	MP	4	▼	-20.0%	-1
	Non-Family Abuse Protective Order	AP	1	▼	-66.7%	-2
	Restricted License for Non-Support	SL	0	▼	-100.0%	-1
	Total		387	▼	-1.8%	-7
Juvenile	Custody Visitation	CV	282	▲	+28.2%	+62
	Misdemeanor	DM	40	▲	+17.6%	+6
	Traffic	T	24	▲	+41.2%	+7
	Abuse and Neglect	AN	22	▲	+83.3%	+10
	Status	ST	11	▼	-57.7%	-15
	Truancy	TR	11	▲	+10.0%	+1
	Felony	DF	9	▲	+80.0%	+4
	Foster Care Review	FC	9	▲	+28.6%	+2
	Initial Foster Care	IF	6	▲	-	+6
	Motion - Protective Order	MP	6	▲	+200.0%	+4
	Child In Need of Services	CS	4	▼	-20.0%	-1
	Non-Family Abuse Protective Order	AP	4	▲	+100.0%	+2
	Temporary Detention Order	TD	3	▼	-40.0%	-2
	Paternity	PT	2	▼	-81.8%	-9
	Permanency Planning	PH	2	↔		-
	Emergency Custody Order	EC	1	↔		-
	Relief of Custody	CR	1	▲	-	+1
	Voluntary Continuing Services and Support Agreem	VA	1	▲	-	+1
	Terminate Parental Rights	TP	0	▼	-100.0%	-1
		Total		438	▲	21.7%
	GRAND TOTAL		825	▲	9.4%	+71

Filings by Major Case Category**

Category	Summary	Change	% Change	Absolute Change
Adult Criminal	151	▲	+4.9%	+7
Child Dependency	41	▲	+86.4%	+19
Child in Need of Services/Supervision	15	▼		0
Custody and Visitation	284	▼	+22.9%	+53
Delinquency	49	▲	+25.6%	+10
Juvenile Miscellaneous	11	▼	-57.7%	-15
Other	58	▼	-15.9%	-11
Protective Orders	47	▲	-6.0%	-3
Support	145	▼	+2.8%	+4
Traffic	24	▲	+41.2%	+7
	GRAND TOTAL	▲	9.4%	+71

* Compared to same time period as previous year
 4/11/2024 12:31:34PM

** Case Type Categories are defined in the 2017 Virginia Judicial Workload Assessment
 Source: SCV-SQL-Information

2024 Overall GRAND TOTAL		Distribution of Caseload			Change*		Percentage (%) of Caseload		
1,756 +86 5.1% 		Adult	928	53%	16.7% ▲	+133	Adult	47.6%	52.8%
		Juvenile	828	47%	-5.4% ▼	-47	Juvenile	52.4%	47.2%
		GRAND TOTAL	1,756	100%	5.1% ▲	+86	GRAND TOTAL	100%	100%

Filings by Division & Code

Division	Case Type Description	Code	Summary	Change	% Change	Absolute Change
Adult	Misdemeanor	CM	258	▲	+33.0%	+64
	Show Cause	SC	159	▲	+16.9%	+23
	Other	OT	158	▲	+5.3%	+8
	Civil Support	VS	146	▲	+12.3%	+16
	Felony	CF	83	▲	+45.6%	+26
	Family Abuse - Protective Order	FP	69	▲	+15.0%	+9
	Capias	CA	32	▼	-42.9%	-24
	Motion - Protective Order	MP	17	▲	+88.9%	+8
	Non-Family Abuse Protective Order	AP	3	▲	+50.0%	+1
	Remand Support	RS	2	▲	+100.0%	+1
	Restricted License for Non-Support	SL	1	▲	-	+1
	Total		928	▲	16.7%	+133
Juvenile	Custody Visitation	CV	337	▼	-12.2%	-47
	Misdemeanor	DM	98	▲	+27.3%	+21
	Terminate Parental Rights	TP	64	▲	+88.2%	+30
	Foster Care Review	FC	42	▼	-33.3%	-21
	Permanency Planning	PH	40	▼	-20.0%	-10
	Abuse and Neglect	AN	33	▼	-45.0%	-27
	Entrustment	ET	32	▲	+966.7%	+29
	Initial Foster Care	IF	23	▲	+43.8%	+7
	Truancy	TR	23	▼	-41.0%	-16
	Traffic	T	17	▲	+13.3%	+2
	Child at Risk	RI	15	▲	+150.0%	+9
	Mental Commitment	MC	15	▼	-11.8%	-2
	Felony	DF	14	▼	-33.3%	-7
	Paternity	PT	13	▼	-38.1%	-8
	Child In Need of Services	CS	12	▲	+20.0%	+2
	Emergency Custody Order	EC	12	▼	-45.5%	-10
	Temporary Detention Order	TD	7	▼	-36.4%	-4
	Voluntary Continuing Services and Support Agree	VA	7	▲	+75.0%	+3
	Non-Family Abuse Protective Order	AP	6	▲	-	+6
	Motion - Protective Order	MP	4	▲	-	+4
	Remand Custody	RC	4	▲	-	+4
	Remand Visitation	RV	3	▲	-	+3
	Status	ST	3	▼	-25.0%	-1
	Special Immigrant Juvenile Status	SI	2	▼	-75.0%	-6
	Other	OT	1	▼	-80.0%	-4
	Protective Order	PC	1	▲	-	+1
	Civil Violation	CI	0	▼	-100.0%	-2
	Qualified Residential Treatment	QR	0	▼	-100.0%	-3
	Total		828	▼	-5.4%	-47
GRAND TOTAL			1,756	▲	5.1%	+86

Filings by Major Case Category**

Category	Summary	Change	% Change	Absolute Change
Adult Criminal	498	▲	+25.4%	+101
Child Dependency	256	▲	+7.1%	+17
Child in Need of Services/Supervision	35	▼	-28.6%	-14
Custody and Visitation	350	▼	-13.6%	-55

* Compared to same time period as previous year
 4/11/2024 12:31:34PM

** Case Type Categories are defined in the 2017 Virginia Judicial Workload Assessment
 Source: SCV-SQL-Information

CPSS - JCMS CASELOAD STATISTICS OF THE JUVENILE & DOMESTIC RELATIONS DISTRICT COURTS
 January 2024 thru March 2024 Filings (Compared to January 2023 thru March 2023)

Delinquency	113	▲	+15.3%	+15
Juvenile Miscellaneous	3	▼	-25.0%	-1
New to Workload Study	2	▼	-80.0%	-8
Other	202	▲	-1.9%	-4
Protective Orders	99	▲	+39.4%	+28
Support	181	▲	+2.8%	+5
Traffic	17	▲	+13.3%	+2
GRAND TOTAL	1,756	▲	5.1%	+86

2024 Overall GRAND TOTAL		Distribution of Caseload			Change*		Percentage (%) of Caseload		
348 -9 -2.5% 	Adult	220	63%	-13.4% ▼	-34	Adult	2023	2024	
	Juvenile	128	37%	24.3% ▲	+25	Juvenile	71.1%	63.2%	
GRAND TOTAL		348	100%	-2.5% ▼	-9	GRAND TOTAL	100%	100%	

Filings by Division & Code

Division	Case Type Description	Code	Summary	Change	% Change	Absolute Change
Adult	Misdemeanor	CM	133	▲	+25.5%	+27
	Show Cause	SC	29	▲	-6.5%	-2
	Civil Support	VS	21	▲	+31.3%	+5
	Other	OT	16	▼	-27.3%	-6
	Capias	CA	5	▼	-16.7%	-1
	Felony	CF	5	▼	-91.5%	-54
	Family Abuse - Protective Order	FP	4	▼	-66.7%	-8
	Motion - Protective Order	MP	3	▲	-	+3
	Non-Family Abuse Protective Order	AP	2	▲	+100.0%	+1
	Violation of Protective Order	PV	2	▲	+100.0%	+1
Total			220	▼	-13.4%	-34
Juvenile	Custody Visitation	CV	66	▲	+50.0%	+22
	Misdemeanor	DM	16	▼	-11.1%	-2
	Truancy	TR	7	▲	-	+7
	Traffic	T	6	▲	+50.0%	+2
	Permanency Planning	PH	5	▼	-54.5%	-6
	Status	ST	4	↔	-	-
	Terminate Parental Rights	TP	4	▲	-	+4
	Abuse and Neglect	AN	3	▼	-66.7%	-6
	Child at Risk	RI	3	▲	-	+3
	Felony	DF	3	↔	-	-
	Motion - Protective Order	MP	3	▲	+200.0%	+2
	Entrustment	ET	2	▲	-	+2
	Civil Violation	CI	1	↔	-	-
	Initial Foster Care	IF	1	▲	-	+1
	Mental Commitment	MC	1	▲	-	+1
	Other	OT	1	▲	-	+1
	Paternity	PT	1	▲	-	+1
	Temporary Detention Order	TD	1	▼	-50.0%	-1
	Child In Need of Services	CS	0	▼	-100.0%	-1
	Foster Care Review	FC	0	▼	-100.0%	-2
Qualified Residential Treatment	QR	0	▼	-100.0%	-1	
Relief of Custody	CR	0	▼	-100.0%	-2	
Total			128	▲	24.3%	+25
GRAND TOTAL			348	▼	-2.5%	-9

Filings by Major Case Category**

Category	Summary	Change	% Change	Absolute Change
Adult Criminal	166	▼	-16.2%	-32
Child Dependency	18	▲	-28.0%	-7
Child in Need of Services/Supervision	7	▲	+600.0%	+6
Custody and Visitation	67	▲	+52.3%	+23
Delinquency	19	▼	-9.5%	-2
Juvenile Miscellaneous	4	↔	-	0
New to Workload Study	1	↔	-	0
Other	19	▲	-20.8%	-5
Protective Orders	12	▲	-14.3%	-2
Support	29	▲	+38.1%	+8

* Compared to same time period as previous year
 4/11/2024 12:31:34PM

** Case Type Categories are defined in the 2017 Virginia Judicial Workload Assessment
 Source: SCV-SQL-Information

CPSS - JCMS CASELOAD STATISTICS OF THE JUVENILE & DOMESTIC RELATIONS DISTRICT COURTS
January 2024 thru March 2024 Filings (Compared to January 2023 thru March 2023)

Traffic		6	▲	+50.0%	+2
	GRAND TOTAL	348	▼	-2.5%	-9

CPSS - JCMS CASELOAD STATISTICS OF THE JUVENILE & DOMESTIC RELATIONS DISTRICT COURTS
January 2024 thru March 2024 Filings (Compared to January 2023 thru March 2023)

Alleghany

District: 25 FIPS: 005

Support	43	▼	-28.3%	-17
Traffic	17	▲	+183.3%	+11
<i>GRAND TOTAL</i>	390	▼	-3.0%	-12

2024 Overall GRAND TOTAL		Distribution of Caseload			Change*		Percentage (%) of Caseload		
1,057 +62 6.2% 		Adult	508	48%	-2.3% ▼	-12	Adult	52.3%	48.1%
		Juvenile	549	52%	15.6% ▲	+74	Juvenile	47.7%	51.9%
		GRAND TOTAL	1,057	100%	6.2% ▲	+62	GRAND TOTAL	100%	100%

Filings by Division & Code

Division	Case Type Description	Code	Summary	Change	% Change	Absolute Change	
Adult	Civil Support	VS	107	▲	+7.0%	+7	
	Show Cause	SC	99	▲	+17.9%	+15	
	Misdemeanor	CM	95	▼	-9.5%	-10	
	Other	OT	70	▲	-7.9%	-6	
	Felony	CF	48	▲	+14.3%	+6	
	Family Abuse - Protective Order	FP	31	▼	-32.6%	-15	
	Capias	CA	28	▼	-33.3%	-14	
	Motion - Protective Order	MP	14	▲	+16.7%	+2	
	Remand Support	RS	9	▲	+200.0%	+6	
	Non-Family Abuse Protective Order	AP	6	▲	+100.0%	+3	
	Restricted License for Non-Support	SL	1	▼	-50.0%	-1	
	Violation of Protective Order	PV	0	▼	-100.0%	-5	
		Total		508	▼	-2.3%	-12
Juvenile	Custody Visitation	CV	287	▲	+25.3%	+58	
	Misdemeanor	DM	60	▲	+5.3%	+3	
	Felony	DF	24	▲	+26.3%	+5	
	Foster Care Review	FC	23	▼	-23.3%	-7	
	Truancy	TR	21	▲	+40.0%	+6	
	Traffic	T	19	▼	-53.7%	-22	
	Abuse and Neglect	AN	16	▲	+6.7%	+1	
	Remand Custody	RC	15	▲	-	+15	
	Remand Visitation	RV	15	▲	-	+15	
	Emergency Custody Order	EC	14	▲	+55.6%	+5	
	Temporary Detention Order	TD	11	▲	+120.0%	+6	
	Permanency Planning	PH	9	▲	+50.0%	+3	
	Motion - Protective Order	MP	8	▲	+14.3%	+1	
	Status	ST	5	▼	-16.7%	-1	
	Civil Violation	CI	4	▲	-	+4	
	Paternity	PT	4	▲	+100.0%	+2	
	Voluntary Continuing Services and Support Agreem	VA	4	▲	-	+4	
	Initial Foster Care	IF	3	▼	-70.0%	-7	
	Terminate Parental Rights	TP	3	↔	-	-	
	Child In Need of Services	CS	2	▼	-71.4%	-5	
	Non-Family Abuse Protective Order	AP	1	▼	-50.0%	-1	
	Other	OT	1	▲	-50.0%	-1	
	Capias	CA	0	▼	-100.0%	-1	
	Emancipation	EP	0	▼	-100.0%	-1	
	Qualified Residential Treatment	QR	0	▼	-100.0%	-4	
	Show Cause	SC	0	▼	-100.0%	-2	
	Special Immigrant Juvenile Status	SI	0	▼	-100.0%	-2	
		Total		549	▲	15.6%	+74
	GRAND TOTAL			1,057	▲	6.2%	+62

Filings by Major Case Category**

Category	Summary	Change	% Change	Absolute Change
Adult Criminal	217	▼	-14.6%	-37
Child Dependency	58	▲	-14.7%	-10
Child in Need of Services/Supervision	23	▼	+4.5%	+1
Custody and Visitation	291	▲	+26.0%	+60

* Compared to same time period as previous year
 4/11/2024 12:31:34PM

** Case Type Categories are defined in the 2017 Virginia Judicial Workload Assessment
 Source: SCV-SQL-Information

CPSS - JCMS CASELOAD STATISTICS OF THE JUVENILE & DOMESTIC RELATIONS DISTRICT COURTS
 January 2024 thru March 2024 Filings (Compared to January 2023 thru March 2023)

Augusta

District: 25 FIPS: 015

Delinquency	84	▼	+6.3%	+5
Juvenile Miscellaneous	6	▲	-14.3%	-1
New to Workload Study	4	▲	+100.0%	+2
Other	134	▲	+41.1%	+39
Protective Orders	60	▲	-14.3%	-10
Support	161	▲	+27.8%	+35
Traffic	19	▼	-53.7%	-22
GRAND TOTAL	1,057	▲	6.2%	+62

2024 Overall GRAND TOTAL		Distribution of Caseload		Change*		Percentage (%) of Caseload			
2024	29	Adult	22	76%	-15.4%	-4	2023	40.6%	75.9%
2023	-35	Juvenile	7	24%	-81.6%	-31	Juvenile	59.4%	24.1%
	-54.7%	GRAND TOTAL	29	100%	-54.7%	-35	GRAND TOTAL	100%	100%

Filings by Division & Code

Division	Case Type Description	Code	Summary	Change	% Change	Absolute Change
Adult	Other	OT	7	▲	+133.3%	+4
	Misdemeanor	CM	5	▼	-50.0%	-5
	Civil Support	VS	4	↔		-
	Family Abuse - Protective Order	FP	3	▲	+200.0%	+2
	Felony	CF	1	▼	-50.0%	-1
	Motion - Protective Order	MP	1	▲	-	+1
	Show Cause	SC	1	▼	-66.7%	-2
	Capias	CA	0	▼	-100.0%	-1
	Remand Support	RS	0	▼	-100.0%	-2
	Total		22	▼	-15.4%	-4
Juvenile	Custody Visitation	CV	7	▼	-50.0%	-7
	Abuse and Neglect	AN	0	▼	-100.0%	-2
	Civil Violation	CI	0	▼	-100.0%	-1
	Felony	DF	0	▼	-100.0%	-1
	Misdemeanor	DM	0	▼	-100.0%	-1
	Remand Custody	RC	0	▼	-100.0%	-6
	Traffic	T	0	▼	-100.0%	-12
	Truancy	TR	0	▼	-100.0%	-1
	Total		7	▼	-81.6%	-31
GRAND TOTAL			29	▼	-54.7%	-35

Filings by Major Case Category**

Category	Summary	Change	% Change	Absolute Change		
Adult Criminal	6	▼	-53.8%	-7		
Child Dependency	0	▼	-100.0%	-2		
Child in Need of Services/Supervision	0	▼	-100.0%	-1		
Custody and Visitation	7	▼	-50.0%	-7		
Delinquency	0	▼	-100.0%	-2		
New to Workload Study	0	▼	-100.0%	-1		
Other	7	▼	-36.4%	-4		
Protective Orders	4	▲	+300.0%	+3		
Support	5	▼	-28.6%	-2		
Traffic	0	▼	-100.0%	-12		
GRAND TOTAL			29	▼	-54.7%	-35

* Compared to same time period as previous year
 4/11/2024 12:31:34PM

** Case Type Categories are defined in the 2017 Virginia Judicial Workload Assessment
 Source: SCV-SQL-Information

2024 Overall GRAND TOTAL		Distribution of Caseload			Change*		Percentage (%) of Caseload		
328	-15 -4.4%	Adult	129	39%	-26.3% ▼	-46	Adult	51.0%	39.3%
2024		Juvenile	199	61%	18.5% ▲	+31	Juvenile	49.0%	60.7%
2023		GRAND TOTAL	328	100%	-4.4% ▼	-15	GRAND TOTAL	100%	100%

Filings by Division & Code

Division	Case Type Description	Code	Summary	Change	% Change	Absolute Change
Adult	Civil Support	VS	33	▲	+22.2%	+6
	Misdemeanor	CM	26	▼	-48.0%	-24
	Other	OT	26	▼	-10.3%	-3
	Felony	CF	12	▼	-33.3%	-6
	Remand Support	RS	8	▼	-27.3%	-3
	Show Cause	SC	8	▼	-55.6%	-10
	Family Abuse - Protective Order	FP	7	▼	-22.2%	-2
	Motion - Protective Order	MP	4	▼	-20.0%	-1
	Capias	CA	3	▼	-50.0%	-3
	Non-Family Abuse Protective Order	AP	2	▲	-	+2
	Criminal Support	CS	0	▼	-100.0%	-2
	Total		129	▼	-26.3%	-46
Juvenile	Custody Visitation	CV	76	▲	+8.6%	+6
	Traffic	T	29	▲	+26.1%	+6
	Remand Custody	RC	28	▲	+100.0%	+14
	Remand Visitation	RV	27	▲	+80.0%	+12
	Misdemeanor	DM	14	▼	-17.6%	-3
	Emergency Custody Order	EC	5	▲	+150.0%	+3
	Abuse and Neglect	AN	4	↔	-	-
	Child In Need of Services	CS	3	▲	+200.0%	+2
	Truancy	TR	3	▼	-25.0%	-1
	Civil Violation	CI	2	↔	-	-
	Felony	DF	2	▼	-60.0%	-3
	Motion - Protective Order	MP	2	▲	+100.0%	+1
	Initial Foster Care	IF	1	▲	-	+1
	Mental Commitment	MC	1	↔	-	-
	Permanency Planning	PH	1	↔	-	-
	Temporary Detention Order	TD	1	↔	-	-
	Foster Care Review	FC	0	▼	-100.0%	-3
	Show Cause	SC	0	▼	-100.0%	-4
	Total		199	▲	18.5%	+31
GRAND TOTAL			328	▼	-4.4%	-15

Filings by Major Case Category**

Category	Summary	Change	% Change	Absolute Change	
Adult Criminal	47	▼	-42.0%	-34	
Child Dependency	6	▲	-25.0%	-2	
Child in Need of Services/Supervision	6	▲	+20.0%	+1	
Custody and Visitation	76	▲	+8.6%	+6	
Delinquency	16	▼	-38.5%	-10	
New to Workload Study	2	↔	-	0	
Other	96	▲	+31.5%	+23	
Protective Orders	15	▲	-	0	
Support	35	▼	-12.5%	-5	
Traffic	29	▲	+26.1%	+6	
GRAND TOTAL		328	▼	-4.4%	-15

* Compared to same time period as previous year
 4/11/2024 12:31:34PM

** Case Type Categories are defined in the 2017 Virginia Judicial Workload Assessment
 Source: SCV-SQL-Information

2024 Overall GRAND TOTAL		Distribution of Caseload		Change*		Percentage (%) of Caseload			
148 +27 22.3% 		Adult	82	55%	9.3% ▲	+7	Adult	62.0%	55.4%
		Juvenile	66	45%	43.5% ▲	+20	Juvenile	38.0%	44.6%
		GRAND TOTAL	148	100%	22.3% ▲	+27	GRAND TOTAL	100%	100%

Filings by Division & Code

Division	Case Type Description	Code	Summary	Change	% Change	Absolute Change	
Adult	Civil Support	VS	24	▲	+50.0%	+8	
	Misdemeanor	CM	24	▲	+41.2%	+7	
	Show Cause	SC	12	▲	+100.0%	+6	
	Other	OT	11	▼	-26.7%	-4	
	Family Abuse - Protective Order	FP	7	▼	-22.2%	-2	
	Felony	CF	3	▼	-50.0%	-3	
	Remand Support	RS	1	▲	-	+1	
	Motion - Protective Order	MP	0	▼	-100.0%	-3	
	Non-Family Abuse Protective Order	AP	0	▼	-100.0%	-3	
		Total		82	▲	9.3%	+7
Juvenile	Custody Visitation	CV	18	▼	-51.4%	-19	
	Permanency Planning	PH	11	▲	+1,000.0%	+10	
	Truancy	TR	10	▲	+900.0%	+9	
	Child In Need of Services	CS	5	▲	-	+5	
	Remand Custody	RC	5	▲	-	+5	
	Motion - Protective Order	MP	4	▲	-	+4	
	Abuse and Neglect	AN	3	▲	+200.0%	+2	
	Felony	DF	2	▲	-	+2	
	Initial Foster Care	IF	2	▲	-	+2	
	Remand Visitation	RV	2	▲	-	+2	
	Foster Care Review	FC	1	▲	-	+1	
	Misdemeanor	DM	1	↔	-	-	
	Status	ST	1	▲	-	-	
	Voluntary Continuing Services and Support Agreem	VA	1	↔	-	-	
	Civil Violation	CI	0	▼	-100.0%	-2	
	Traffic	T	0	▼	-100.0%	-1	
		Total		66	▲	43.5%	+20
	GRAND TOTAL			148	▲	22.3%	+27

Filings by Major Case Category**

Category	Summary	Change	% Change	Absolute Change	
Adult Criminal	31	▲	+29.2%	+7	
Child Dependency	18	▲	+500.0%	+15	
Child in Need of Services/Supervision	15	▲	+1,400.0%	+14	
Custody and Visitation	18	▼	-51.4%	-19	
Delinquency	3	▲	+200.0%	+2	
Juvenile Miscellaneous	1	▲	-	0	
New to Workload Study	0	▼	-100.0%	-2	
Other	19	▲	+26.7%	+4	
Protective Orders	11	▲	-26.7%	-4	
Support	32	▲	+52.4%	+11	
Traffic	0	▼	-100.0%	-1	
GRAND TOTAL		148	▲	22.3%	+27

* Compared to same time period as previous year
 4/11/2024 12:31:34PM

** Case Type Categories are defined in the 2017 Virginia Judicial Workload Assessment
 Source: SCV-SQL-Information

2024 Overall GRAND TOTAL		Distribution of Caseload			Change*		Percentage (%) of Caseload		
54 -12 -18.2% 	Adult	32	59%	10.3% ▲	+3	Adult	2023	2024	
	Juvenile	22	41%	-40.5% ▼	-15	Juvenile	43.9%	59.3%	
GRAND TOTAL		54	100%	-18.2% ▼	-12	GRAND TOTAL	100%	100%	

Filings by Division & Code

Division	Case Type Description	Code	Summary	Change	% Change	Absolute Change
Adult	Civil Support	VS	12	▲	+33.3%	+3
	Show Cause	SC	6	▲	+500.0%	+5
	Felony	CF	5	▲	+400.0%	+4
	Other	OT	4	▲	-	-
	Misdemeanor	CM	3	▼	-70.0%	-7
	Motion - Protective Order	MP	1	▼	-50.0%	-1
	Non-Family Abuse Protective Order	AP	1	▲	-	+1
	Family Abuse - Protective Order	FP	0	▼	-100.0%	-2
	Total			32	▲	10.3%
Juvenile	Custody Visitation	CV	11	▼	-56.0%	-14
	Traffic	T	4	▲	+300.0%	+3
	Initial Foster Care	IF	3	▲	+200.0%	+2
	Remand Custody	RC	1	▲	-	+1
	Remand Visitation	RV	1	▲	-	+1
	Temporary Detention Order	TD	1	▲	-	+1
	Truancy	TR	1	▼	-75.0%	-3
	Abuse and Neglect	AN	0	▼	-100.0%	-2
	Permanency Planning	PH	0	▼	-100.0%	-2
	Qualified Residential Treatment	QR	0	▼	-100.0%	-1
	Voluntary Continuing Services and Support Agreem	VA	0	▼	-100.0%	-1
Total			22	▼	-40.5%	-15
GRAND TOTAL			54	▼	-18.2%	-12

Filings by Major Case Category**

Category	Summary	Change	% Change	Absolute Change		
Adult Criminal	13	▲	+8.3%	+1		
Child Dependency	3	▼	-57.1%	-4		
Child in Need of Services/Supervision	1	▼	-75.0%	-3		
Custody and Visitation	11	▼	-56.0%	-14		
Other	7	▲	+75.0%	+3		
Protective Orders	2	▲	-50.0%	-2		
Support	13	▲	+44.4%	+4		
Traffic	4	▲	+300.0%	+3		
GRAND TOTAL			54	▼	-18.2%	-12

* Compared to same time period as previous year
 4/11/2024 12:31:34PM

** Case Type Categories are defined in the 2017 Virginia Judicial Workload Assessment
 Source: SCV-SQL-Information

2024 Overall GRAND TOTAL		Distribution of Caseload		Change*		Percentage (%) of Caseload		
16 -23 -59.0% 	Adult	11	69%	-50.0%	▼	-11	2023	2024
	Juvenile	5	31%	-70.6%	▼	-12	56.4%	68.8%
GRAND TOTAL		16	100%	-59.0%	▼	-23	100%	100%

Filings by Division & Code

Division	Case Type Description	Code	Summary	Change	% Change	Absolute Change
Adult	Misdemeanor	CM	3	▼	-76.9%	-10
	Show Cause	SC	2	▲	+100.0%	+1
	Capias	CA	1	↔		-
	Civil Support	VS	1	↔		-
	Felony	CF	1	▼	-50.0%	-1
	Non-Family Abuse Protective Order	AP	1	▲	-	+1
	Other	OT	1	▼	-66.7%	-2
	Remand Support	RS	1	▲	-	+1
	Family Abuse - Protective Order	FP	0	▼	-100.0%	-1
	Total			11	▼	-50.0%
Juvenile	Remand Custody	RC	2	▲	-	+2
	Remand Visitation	RV	2	▲	-	+2
	Felony	DF	1	▲	-	+1
	Abuse and Neglect	AN	0	▼	-100.0%	-1
	Custody Visitation	CV	0	▼	-100.0%	-8
	Misdemeanor	DM	0	▼	-100.0%	-6
	Traffic	T	0	▼	-100.0%	-2
Total			5	▼	-70.6%	-12
GRAND TOTAL			16	▼	-59.0%	-23

Filings by Major Case Category**

Category	Summary	Change	% Change	Absolute Change
Adult Criminal	6	▲	-62.5%	-10
Child Dependency	0	▼	-100.0%	-1
Custody and Visitation	0	▼	-100.0%	-8
Delinquency	1	▲	-83.3%	-5
Other	6	▲	+100.0%	+3
Protective Orders	1	▲		0
Support	2	↔		0
Traffic	0	▼	-100.0%	-2
GRAND TOTAL	16	▼	-59.0%	-23

2024 Overall GRAND TOTAL		Distribution of Caseload		Change*		Percentage (%) of Caseload			
296 +34 13.0% 	Adult	151	51%	18.0%	▲	+23	Adult	2023 48.9%	2024 51.0%
	Juvenile	145	49%	8.2%	▲	+11	Juvenile	51.1%	49.0%
GRAND TOTAL		296	100%	13.0%	▲	+34	GRAND TOTAL	100%	100%

Filings by Division & Code

Division	Case Type Description	Code	Summary	Change	% Change	Absolute Change
Adult	Civil Support	VS	37	▲	+68.2%	+15
	Misdemeanor	CM	32	▲	+6.7%	+2
	Other	OT	31	▲	+34.8%	+8
	Show Cause	SC	17	▲	+13.3%	+2
	Family Abuse - Protective Order	FP	16	▲	+23.1%	+3
	Felony	CF	8	▼	-42.9%	-6
	Capias	CA	5	▼	-37.5%	-3
	Motion - Protective Order	MP	3	▲	+200.0%	+2
	Non-Family Abuse Protective Order	AP	1	▲	-	+1
	Remand Support	RS	1	▼	-50.0%	-1
		Total		151	▲	18.0%
Juvenile	Custody Visitation	CV	97	▲	+94.0%	+47
	Misdemeanor	DM	15	▼	-21.1%	-4
	Abuse and Neglect	AN	6	▼	-45.5%	-5
	Truancy	TR	6	▼	-33.3%	-3
	Foster Care Review	FC	3	↔	-	-
	Permanency Planning	PH	3	▲	+50.0%	+1
	Show Cause	SC	3	↔	-	-
	Traffic	T	3	▼	-62.5%	-5
	Child In Need of Services	CS	2	▲	+100.0%	+1
	Felony	DF	2	▼	-66.7%	-4
	Relief of Custody	CR	2	▲	+100.0%	+1
	Civil Violation	CI	1	▼	-50.0%	-1
	Motion - Protective Order	MP	1	▼	-75.0%	-3
	Paternity	PT	1	▼	-80.0%	-4
	Non-Family Abuse Protective Order	AP	0	▼	-100.0%	-5
	Qualified Residential Treatment	QR	0	▼	-100.0%	-2
	Status	ST	0	▼	-100.0%	-3
		Total		145	▲	8.2%
GRAND TOTAL			296	▲	13.0%	+34

Filings by Major Case Category**

Category	Summary	Change	% Change	Absolute Change
Adult Criminal	52	▼	-10.3%	-6
Child Dependency	14	▲	-26.3%	-5
Child in Need of Services/Supervision	8	▲	-20.0%	-2
Custody and Visitation	98	▲	+78.2%	+43
Delinquency	20	▼	-28.6%	-8
Juvenile Miscellaneous	0	▼	-100.0%	-3
New to Workload Study	1	▼	-50.0%	-1
Other	32	▲	+28.0%	+7
Protective Orders	21	▲	-8.7%	-2
Support	47	▲	+51.6%	+16
Traffic	3	▼	-62.5%	-5
GRAND TOTAL	296	▲	13.0%	+34

* Compared to same time period as previous year
 4/11/2024 12:31:34PM

** Case Type Categories are defined in the 2017 Virginia Judicial Workload Assessment
 Source: SCV-SQL-Information

2024 Overall GRAND TOTAL		Distribution of Caseload		Change*		Percentage (%) of Caseload			
539	+121 28.9%	Adult	305	57%	29.8% ▲	+70	Adult	56.2%	56.6%
2024		Juvenile	234	43%	27.9% ▲	+51	Juvenile	43.8%	43.4%
2023		GRAND TOTAL	539	100%	28.9% ▲	+121	GRAND TOTAL	100%	100%

Filings by Division & Code

Division	Case Type Description	Code	Summary	Change	% Change	Absolute Change
Adult	Felony	CF	99	▲	+371.4%	+78
	Show Cause	SC	70	▲	+250.0%	+50
	Civil Support	VS	36	▲	+33.3%	+9
	Misdemeanor	CM	35	▼	-46.2%	-30
	Other	OT	27	▼	-32.5%	-13
	Family Abuse - Protective Order	FP	18	▼	-21.7%	-5
	Capias	CA	14	▼	-54.8%	-17
	Motion - Protective Order	MP	2	▼	-60.0%	-3
	Non-Family Abuse Protective Order	AP	1	▲	-	+1
	Remand Support	RS	1	▲	-	+1
	Restricted License for Non-Support	SL	1	▲	-	+1
	Violation of Protective Order	PV	1	▼	-50.0%	-1
	Criminal Support	CS	0	▼	-100.0%	-1
	Total		305	▲	29.8%	+70
Juvenile	Custody Visitation	CV	100	▲	+7.5%	+7
	Misdemeanor	DM	23	▲	+53.3%	+8
	Mental Commitment	MC	18	▼	-10.0%	-2
	Abuse and Neglect	AN	17	▲	+240.0%	+12
	Foster Care Review	FC	14	▲	+7.7%	+1
	Initial Foster Care	IF	9	▲	+350.0%	+7
	Felony	DF	8	▲	+14.3%	+1
	Terminate Parental Rights	TP	8	▲	+300.0%	+6
	Traffic	T	8	↔	-	-
	Permanency Planning	PH	5	▼	-16.7%	-1
	Paternity	PT	4	▲	-	+4
	Child In Need of Services	CS	3	↔	-	-
	Motion - Protective Order	MP	3	↔	-	-
	Remand Custody	RC	3	▲	-	+3
	Remand Visitation	RV	3	▲	-	+3
	Special Immigrant Juvenile Status	SI	2	▲	-	+2
	Temporary Detention Order	TD	2	▲	+100.0%	+1
	Emergency Custody Order	EC	1	▲	-	+1
	Status	ST	1	▲	-	+1
	Truancy	TR	1	▼	-66.7%	-2
	Voluntary Continuing Services and Support Agreem	VA	1	↔	-	-
	Non-Family Abuse Protective Order	AP	0	▼	-100.0%	-1
		Total		234	▲	27.9%
	GRAND TOTAL		539	▲	28.9%	+121

Filings by Major Case Category**

Category	Summary	Change	% Change	Absolute Change
Adult Criminal	177	▲	+28.3%	+39
Child Dependency	54	▲	+86.2%	+25
Child in Need of Services/Supervision	4	▼	-33.3%	-2
Custody and Visitation	104	▲	+11.8%	+11
Delinquency	31	▲	+40.9%	+9
Juvenile Miscellaneous	1	▲	-	+1
New to Workload Study	2	▲	-	+2

* Compared to same time period as previous year
 4/11/2024 12:31:34PM

** Case Type Categories are defined in the 2017 Virginia Judicial Workload Assessment
 Source: SCV-SQL-Information

CPSS - JCMS CASELOAD STATISTICS OF THE JUVENILE & DOMESTIC RELATIONS DISTRICT COURTS
 January 2024 thru March 2024 Filings (Compared to January 2023 thru March 2023)

Staunton

District: 25 FIPS: 790

Other	55	▲	-9.8%	-6
Protective Orders	24	▲	-25.0%	-8
Support	79	▲	+172.4%	+50
Traffic	8	↔		0
GRAND TOTAL	539	▲	28.9%	+121

2024 Overall GRAND TOTAL		Distribution of Caseload			Change*		Percentage (%) of Caseload		
499	-34 -6.4%	Adult	280	56%	8.1% ▲	+21	Adult	2023 48.6%	2024 56.1%
2024		Juvenile	219	44%	-20.1% ▼	-55	Juvenile	51.4%	43.9%
2023		GRAND TOTAL	499	100%	-6.4% ▼	-34	GRAND TOTAL	100%	100%

Filings by Division & Code

Division	Case Type Description	Code	Summary	Change	% Change	Absolute Change
Adult	Show Cause	SC	69	▲	+72.5%	+29
	Civil Support	VS	65	▲	+18.2%	+10
	Misdemeanor	CM	38	▼	-30.9%	-17
	Other	OT	34	▼	-15.0%	-6
	Capias	CA	32	▲	+33.3%	+8
	Family Abuse - Protective Order	FP	20	▲	+66.7%	+8
	Felony	CF	11	▼	-42.1%	-8
	Motion - Protective Order	MP	5	▼	-37.5%	-3
	Remand Support	RS	3	▼	-40.0%	-2
	Non-Family Abuse Protective Order	AP	1	↔		-
	Restricted License for Non-Support	SL	1	▲	-	+1
	Violation of Protective Order	PV	1	▲	-	+1
		Total		280	▲	8.1%
Juvenile	Custody Visitation	CV	104	▼	-31.6%	-48
	Misdemeanor	DM	23	▲	+35.3%	+6
	Foster Care Review	FC	19	▼	-5.0%	-1
	Permanency Planning	PH	11	▼	-21.4%	-3
	Temporary Detention Order	TD	9	▲	+125.0%	+5
	Traffic	T	7	▲	+250.0%	+5
	Truancy	TR	7	↔		-
	Abuse and Neglect	AN	6	↔		-
	Felony	DF	5	▼	-54.5%	-6
	Remand Custody	RC	5	▼	-50.0%	-5
	Remand Visitation	RV	5	▼	-50.0%	-5
	Initial Foster Care	IF	4	▲	+100.0%	+2
	Voluntary Continuing Services and Support Agree	VA	4	▲	+33.3%	+1
	Motion - Protective Order	MP	3	▲	+50.0%	+1
	Show Cause	SC	3	▲	+50.0%	+1
	Terminate Parental Rights	TP	2	↔		-
	Child In Need of Services	CS	1	▼	-50.0%	-1
	Paternity	PT	1	▼	-80.0%	-4
	Child at Risk	RI	0	▼	-100.0%	-1
	Emergency Custody Order	EC	0	▼	-100.0%	-1
Non-Family Abuse Protective Order	AP	0	▼	-100.0%	-1	
	Total		219	▼	-20.1%	-55
GRAND TOTAL			499	▼	-6.4%	-34

Filings by Major Case Category**

Category	Summary	Change	% Change	Absolute Change
Adult Criminal	112	▲	-8.2%	-10
Child Dependency	46	▲	-4.2%	-2
Child in Need of Services/Supervision	8	▼	-11.1%	-1
Custody and Visitation	105	▼	-33.1%	-52
Delinquency	31	▲	+3.3%	+1
Other	56	▼	-20.0%	-14
Protective Orders	29	▼	+20.8%	+5
Support	105	▲	+47.9%	+34
Traffic	7	▲	+250.0%	+5

* Compared to same time period as previous year
 4/11/2024 12:31:34PM

** Case Type Categories are defined in the 2017 Virginia Judicial Workload Assessment
 Source: SCV-SQL-Information

GRAND TOTAL

499



-6.4%

-34

2024 Overall GRAND TOTAL		Distribution of Caseload		Change*		Percentage (%) of Caseload		
113	-10 -8.1%	Adult	48 42%	-14.3% ▼	-8	Adult	2023 45.5%	2024 42.5%
2024		Juvenile	65 58%	-3.0% ▼	-2	Juvenile	54.5%	57.5%
2023		GRAND TOTAL	113 100%	-8.1% ▼	-10	GRAND TOTAL	100%	100%

Filings by Division & Code

Division	Case Type Description	Code	Summary	Change	% Change	Absolute Change
Adult	Show Cause	SC	14	▲	+55.6%	+5
	Civil Support	VS	11	▼	-35.3%	-6
	Misdemeanor	CM	9	▼	-40.0%	-6
	Other	OT	7	↔	-	-
	Motion - Protective Order	MP	3	▲	-	+3
	Family Abuse - Protective Order	FP	2	▲	+100.0%	+1
	Capias	CA	1	▼	-75.0%	-3
	Felony	CF	1	▼	-50.0%	-1
	Remand Support	RS	0	▼	-100.0%	-1
		Total		48	▼	-14.3%
Juvenile	Custody Visitation	CV	32	▼	-13.5%	-5
	Misdemeanor	DM	5	↔	-	-
	Status	ST	5	▲	-	+5
	Civil Violation	CI	4	▼	-42.9%	-3
	Permanency Planning	PH	3	▲	-	+3
	Initial Foster Care	IF	2	▲	-	+2
	Motion - Protective Order	MP	2	▲	-	+2
	Paternity	PT	2	▲	+100.0%	+1
	Traffic	T	2	▼	-66.7%	-4
	Abuse and Neglect	AN	1	▼	-50.0%	-1
	Emergency Custody Order	EC	1	↔	-	-
	Entrustment	ET	1	▲	-	+1
	Felony	DF	1	▲	-	+1
	Non-Family Abuse Protective Order	AP	1	▲	-	+1
	Other	OT	1	▲	-	+1
	Temporary Detention Order	TD	1	↔	-	-
	Truancy	TR	1	▲	-	+1
	Capias	CA	0	▼	-100.0%	-1
	Remand Custody	RC	0	▼	-100.0%	-2
	Remand Visitation	RV	0	▼	-100.0%	-2
	Show Cause	SC	0	▼	-100.0%	-1
	Special Immigrant Juvenile Status	SI	0	▼	-100.0%	-1
		Total		65	▼	-3.0%
GRAND TOTAL			113	▼	-8.1%	-10

Filings by Major Case Category**

Category	Summary	Change	% Change	Absolute Change
Adult Criminal	21	▼	-22.2%	-6
Child Dependency	7	▲	+250.0%	+5
Child in Need of Services/Supervision	1	▲	-	+1
Custody and Visitation	34	▲	-10.5%	-4
Delinquency	6	▲	-14.3%	-1
Juvenile Miscellaneous	5	▲	-	+5
New to Workload Study	4	▼	-50.0%	-4
Other	10	▲	-28.6%	-4
Protective Orders	8	▲	+700.0%	+7
Support	15	▲	-25.0%	-5

* Compared to same time period as previous year
 4/11/2024 12:31:34PM

** Case Type Categories are defined in the 2017 Virginia Judicial Workload Assessment
 Source: SCV-SQL-Information

CPSS - JCMS CASELOAD STATISTICS OF THE JUVENILE & DOMESTIC RELATIONS DISTRICT COURTS
January 2024 thru March 2024 Filings (Compared to January 2023 thru March 2023)

Traffic		2	▼	-66.7%	-4
	GRAND TOTAL	113	▼	-8.1%	-10

2024 Overall GRAND TOTAL		Distribution of Caseload		Change*		Percentage (%) of Caseload			
963 -18 -1.8% 		Adult	386	40%	-7.9% ▼	-33	Adult	42.7%	40.1%
		Juvenile	577	60%	2.7% ▲	+15	Juvenile	57.3%	59.9%
		GRAND TOTAL	963	100%	-1.8% ▼	-18	GRAND TOTAL	100%	100%

Filings by Division & Code

Division	Case Type Description	Code	Summary	Change	% Change	Absolute Change	
Adult	Civil Support	VS	95	▼	-11.2%	-12	
	Show Cause	SC	77	▼	-16.3%	-15	
	Misdemeanor	CM	70	▼	-18.6%	-16	
	Other	OT	61	▲	+15.1%	+8	
	Family Abuse - Protective Order	FP	31	▲	+6.9%	+2	
	Felony	CF	25	▲	+56.3%	+9	
	Capias	CA	13	▼	-27.8%	-5	
	Remand Support	RS	9	▼	-30.8%	-4	
	Motion - Protective Order	MP	4	▲	+300.0%	+3	
	Non-Family Abuse Protective Order	AP	1	▼	-50.0%	-1	
	Protective Order	PC	0	▼	-100.0%	-1	
	Violation of Protective Order	PV	0	▼	-100.0%	-1	
		Total		386	▼	-7.9%	-33
Juvenile	Custody Visitation	CV	378	▲	+19.2%	+61	
	Misdemeanor	DM	45	▼	-19.6%	-11	
	Traffic	T	27	▼	-3.6%	-1	
	Felony	DF	18	▲	+125.0%	+10	
	Remand Custody	RC	15	▼	-25.0%	-5	
	Remand Visitation	RV	15	▼	-37.5%	-9	
	Paternity	PT	13	▲	+44.4%	+4	
	Status	ST	10	▼	-16.7%	-2	
	Truancy	TR	10	▼	-28.6%	-4	
	Foster Care Review	FC	8	▼	-38.5%	-5	
	Special Immigrant Juvenile Status	SI	7	▲	+600.0%	+6	
	Abuse and Neglect	AN	6	▼	-40.0%	-4	
	Permanency Planning	PH	5	▼	-37.5%	-3	
	Initial Foster Care	IF	4	▼	-20.0%	-1	
	Non-Family Abuse Protective Order	AP	3	▼	-66.7%	-6	
	Temporary Detention Order	TD	3	▼	-66.7%	-6	
	Motion - Protective Order	MP	2	↔	-	-	
	Terminate Parental Rights	TP	2	▲	-	+2	
	Child In Need of Services	CS	1	▼	-50.0%	-1	
	Civil Violation	CI	1	↔	-	-	
	Emergency Custody Order	EC	1	▼	-75.0%	-3	
	Other	OT	1	▼	-85.7%	-6	
	Show Cause	SC	1	▲	-	+1	
	Voluntary Continuing Services and Support Agree	VA	1	▲	-	+1	
	Qualified Residential Treatment	QR	0	▼	-100.0%	-3	
		Total		577	▲	2.7%	+15
		GRAND TOTAL		963	▼	-1.8%	-18

Filings by Major Case Category**

Category	Summary	Change	% Change	Absolute Change
Adult Criminal	174	▼	-8.4%	-16
Child Dependency	26	▲	-33.3%	-13
Child in Need of Services/Supervision	11	▼	-31.3%	-5
Custody and Visitation	391	▲	+19.9%	+65
Delinquency	64	▲	-	0

* Compared to same time period as previous year
 4/11/2024 12:31:34PM

** Case Type Categories are defined in the 2017 Virginia Judicial Workload Assessment
 Source: SCV-SQL-Information

CPSS - JCMS CASELOAD STATISTICS OF THE JUVENILE & DOMESTIC RELATIONS DISTRICT COURTS
 January 2024 thru March 2024 Filings (Compared to January 2023 thru March 2023)

Frederick

District: 26 FIPS: 069

Juvenile Miscellaneous	10	▼	-16.7%	-2
New to Workload Study	8	▲	+300.0%	+6
Other	105	▼	-19.2%	-25
Protective Orders	41	▲	-4.7%	-2
Support	106	▼	-19.1%	-25
Traffic	27	▼	-3.6%	-1
GRAND TOTAL	963	▼	-1.8%	-18

2024 Overall GRAND TOTAL		Distribution of Caseload		Change*		Percentage (%) of Caseload		
360	-117 -24.5%	Adult	175 49%	-23.9% ▼	-55	Adult	48.2%	48.6%
2024		Juvenile	185 51%	-25.1% ▼	-62	Juvenile	51.8%	51.4%
2023		GRAND TOTAL	360 100%	-24.5% ▼	-117	GRAND TOTAL	100%	100%

Filings by Division & Code

Division	Case Type Description	Code	Summary	Change	% Change	Absolute Change
Adult	Misdemeanor	CM	32	▼	-41.8%	-23
	Other	OT	32	▲	+39.1%	+9
	Show Cause	SC	31	▼	-39.2%	-20
	Civil Support	VS	25	▼	-26.5%	-9
	Family Abuse - Protective Order	FP	21	▲	+10.5%	+2
	Felony	CF	21	▲	+5.0%	+1
	Capias	CA	8	▼	-63.6%	-14
	Motion - Protective Order	MP	4	↔		-
	Non-Family Abuse Protective Order	AP	1	↔		-
	Remand Support	RS	0	▼	-100.0%	-1
		Total		175	▼	-23.9%
Juvenile	Custody Visitation	CV	106	▼	-23.2%	-32
	Status	ST	17	▲	+41.7%	+5
	Misdemeanor	DM	15	▼	-25.0%	-5
	Permanency Planning	PH	11	▲	+37.5%	+3
	Show Cause	SC	6	▲	+100.0%	+3
	Traffic	T	6	▼	-66.7%	-12
	Capias	CA	4	▲	-	+4
	Abuse and Neglect	AN	3	▼	-57.1%	-4
	Child In Need of Services	CS	3	▲	+200.0%	+2
	Foster Care Review	FC	3	▼	-66.7%	-6
	Truancy	TR	3	▲	+50.0%	+1
	Initial Foster Care	IF	2	▼	-50.0%	-2
	Motion - Protective Order	MP	2	▲	+100.0%	+1
	Non-Family Abuse Protective Order	AP	2	▼	-33.3%	-1
	Felony	DF	1	▼	-80.0%	-4
	Paternity	PT	1	▼	-75.0%	-3
	Other	OT	0	▼	-100.0%	-2
	Qualified Residential Treatment	QR	0	▼	-100.0%	-2
	Terminate Parental Rights	TP	0	▼	-100.0%	-8
	Total		185	▼	-25.1%	-62
GRAND TOTAL			360	▼	-24.5%	-117

Filings by Major Case Category**

Category	Summary	Change	% Change	Absolute Change	
Adult Criminal	82	▼	-39.3%	-53	
Child Dependency	19	▼	-50.0%	-19	
Child in Need of Services/Supervision	6	▲	+100.0%	+3	
Custody and Visitation	107	▼	-24.6%	-35	
Delinquency	26	▲	-7.1%	-2	
Juvenile Miscellaneous	17	▲	+41.7%	+5	
Other	32	▼	+23.1%	+6	
Protective Orders	30	▲	+7.1%	+2	
Support	35	▼	-25.5%	-12	
Traffic	6	▼	-66.7%	-12	
GRAND TOTAL		360	▼	-24.5%	-117

* Compared to same time period as previous year
 4/11/2024 12:31:34PM

** Case Type Categories are defined in the 2017 Virginia Judicial Workload Assessment
 Source: SCV-SQL-Information

2024 Overall GRAND TOTAL	Distribution of Caseload	Change*	Percentage (%) of Caseload																								
1,559 +7 0.5% 	<table border="1"> <tr> <td>Adult</td> <td>695</td> <td>45%</td> <td>6.1% ▲</td> <td>+40</td> </tr> <tr> <td>Juvenile</td> <td>864</td> <td>55%</td> <td>-3.7% ▼</td> <td>-33</td> </tr> <tr> <td>GRAND TOTAL</td> <td>1,559</td> <td>100%</td> <td>0.5% ▲</td> <td>+7</td> </tr> </table>	Adult	695	45%	6.1% ▲	+40	Juvenile	864	55%	-3.7% ▼	-33	GRAND TOTAL	1,559	100%	0.5% ▲	+7		<table border="1"> <tr> <td>Adult</td> <td>2023: 42.2%</td> <td>2024: 44.6%</td> </tr> <tr> <td>Juvenile</td> <td>2023: 57.8%</td> <td>2024: 55.4%</td> </tr> <tr> <td>GRAND TOTAL</td> <td>100%</td> <td>100%</td> </tr> </table>	Adult	2023: 42.2%	2024: 44.6%	Juvenile	2023: 57.8%	2024: 55.4%	GRAND TOTAL	100%	100%
Adult	695	45%	6.1% ▲	+40																							
Juvenile	864	55%	-3.7% ▼	-33																							
GRAND TOTAL	1,559	100%	0.5% ▲	+7																							
Adult	2023: 42.2%	2024: 44.6%																									
Juvenile	2023: 57.8%	2024: 55.4%																									
GRAND TOTAL	100%	100%																									

Filings by Division & Code

Division	Case Type Description	Code	Summary	Change	% Change	Absolute Change	
Adult	Show Cause	SC	149	▲	+62.0%	+57	
	Civil Support	VS	145	▲	+30.6%	+34	
	Misdemeanor	CM	116	▼	-4.9%	-6	
	Felony	CF	90	▲	+9.8%	+8	
	Other	OT	78	▲	-15.2%	-14	
	Family Abuse - Protective Order	FP	68	▲	+9.7%	+6	
	Capias	CA	30	▼	-38.8%	-19	
	Motion - Protective Order	MP	10	▼	-16.7%	-2	
	Violation of Protective Order	PV	6	▼	-33.3%	-3	
	Non-Family Abuse Protective Order	AP	3	▲	+200.0%	+2	
	Bond Forfeiture	BF	0	▼	-100.0%	-1	
	Remand Support	RS	0	▼	-100.0%	-18	
	Restricted License for Non-Support	SL	0	▼	-100.0%	-3	
	Violation Family Abuse Protective Order	PS	0	▼	-100.0%	-1	
	Total		695	▲	6.1%	+40	
Juvenile	Custody Visitation	CV	376	▲	+13.6%	+45	
	Misdemeanor	DM	112	▼	-0.9%	-1	
	Traffic	T	69	▼	-20.7%	-18	
	Abuse and Neglect	AN	65	▲	+8.3%	+5	
	Permanency Planning	PH	44	▲	+33.3%	+11	
	Motion - Protective Order	MP	25	▲	+13.6%	+3	
	Truancy	TR	18	▼	-10.0%	-2	
	Entrustment	ET	17	▲	-	+17	
	Initial Foster Care	IF	17	▲	+325.0%	+13	
	Terminate Parental Rights	TP	17	▲	+183.3%	+11	
	Foster Care Review	FC	15	▼	-55.9%	-19	
	Felony	DF	14	▼	-48.1%	-13	
	Paternity	PT	14	▲	+40.0%	+4	
	Non-Family Abuse Protective Order	AP	11	▲	+266.7%	+8	
	Show Cause	SC	10	▲	+25.0%	+2	
	Child In Need of Services	CS	6	▲	+100.0%	+3	
	Civil Violation	CI	6	▼	-50.0%	-6	
	Special Immigrant Juvenile Status	SI	6	▼	-53.8%	-7	
	Voluntary Continuing Services and Support Agreen	VA	4	▼	-20.0%	-1	
	Capias	CA	3	▲	+200.0%	+2	
	Status	ST	3	▼	-70.0%	-7	
	Emergency Custody Order	EC	2	▼	-33.3%	-1	
	Relief of Custody	CR	2	▼	-75.0%	-6	
	Remand Custody	RC	2	▼	-94.3%	-33	
	Remand Visitation	RV	2	▼	-94.3%	-33	
	Temporary Detention Order	TD	2	↔	-	-	
	Family Abuse - Protective Order	FP	1	▲	-	+1	
	Mental Commitment	MC	1	↔	-	-	
	Qualified Residential Treatment	QR	0	▼	-100.0%	-11	
		Total		864	▼	-3.7%	-33
	GRAND TOTAL			1,559	▲	0.5%	+7

* Compared to same time period as previous year
 4/11/2024 12:31:34PM


** Case Type Categories are defined in the 2017 Virginia Judicial Workload Assessment
 Source: SCV-SQL-Information

Filings by Major Case Category**

Category	Summary	Change	% Change	Absolute Change
Adult Criminal	302	▼	-5.0%	-16
Child Dependency	181	▲	+12.4%	+20
Child in Need of Services/Supervision	26	▲		0
Custody and Visitation	390	▲	+14.4%	+49
Delinquency	137	▲	-6.2%	-9
Juvenile Miscellaneous	3	▼	-70.0%	-7
New to Workload Study	12	▼	-52.0%	-13
Other	87	▲	-53.2%	-99
Protective Orders	118	▲	+18.0%	+18
Support	234	▲	+53.9%	+82
Traffic	69	▼	-20.7%	-18
GRAND TOTAL	1,559	▲	0.5%	+7

* Compared to same time period as previous year
 4/11/2024 12:31:34PM

** Case Type Categories are defined in the 2017 Virginia Judicial Workload Assessment
 Source: SCV-SQL-Information

2024 Overall GRAND TOTAL		Distribution of Caseload			Change*		Percentage (%) of Caseload		
710 -38 -5.1% 	Adult	291	41%	-11.3% ▼	-37	Adult	2023	2024	
	Juvenile	419	59%	-0.2% ▼	-1	Juvenile	43.9%	41.0%	
GRAND TOTAL		710	100%	-5.1% ▼	-38	GRAND TOTAL	100%	100%	

Filings by Division & Code

Division	Case Type Description	Code	Summary	Change	% Change	Absolute Change
Adult	Civil Support	VS	70	▲	+75.0%	+30
	Show Cause	SC	56	▼	-30.9%	-25
	Felony	CF	48	▲	+45.5%	+15
	Other	OT	38	▼	-17.4%	-8
	Misdemeanor	CM	30	▼	-54.5%	-36
	Family Abuse - Protective Order	FP	23	▼	-8.0%	-2
	Capias	CA	18	▼	-18.2%	-4
	Motion - Protective Order	MP	5	▲	+400.0%	+4
	Non-Family Abuse Protective Order	AP	1	▼	-80.0%	-4
	Remand Support	RS	1	▼	-83.3%	-5
	Restricted License for Non-Support	SL	1	↔		-
	Violation of Protective Order	PV	0	▼	-100.0%	-2
Total			291	▼	-11.3%	-37
Juvenile	Custody Visitation	CV	278	▲	+14.9%	+36
	Misdemeanor	DM	32	▼	-23.8%	-10
	Child In Need of Services	CS	16	▼	-15.8%	-3
	Permanency Planning	PH	12	▲	+100.0%	+6
	Show Cause	SC	10	▲		-
	Status	ST	10	▲	-44.4%	-8
	Truancy	TR	10	▲	+25.0%	+2
	Felony	DF	9	▲	+125.0%	+5
	Traffic	T	8	▼	-38.5%	-5
	Paternity	PT	6	▲	+500.0%	+5
	Non-Family Abuse Protective Order	AP	5	▲	+400.0%	+4
	Abuse and Neglect	AN	4	▼	-20.0%	-1
	Motion - Protective Order	MP	3	▼	-25.0%	-1
	Emergency Custody Order	EC	2	↔		-
	Entrustment	ET	2	▲	+100.0%	+1
	Foster Care Review	FC	2	▼	-33.3%	-1
	Initial Foster Care	IF	2	↔		-
	Relief of Custody	CR	2	▲		+2
	Special Immigrant Juvenile Status	SI	2	▲		+2
	Emancipation	EP	1	▲		+1
	Remand Custody	RC	1	▼	-90.0%	-9
	Remand Visitation	RV	1	▼	-90.0%	-9
	Temporary Detention Order	TD	1	▼	-80.0%	-4
	Civil Violation	CI	0	▼	-100.0%	-9
	Qualified Residential Treatment	QR	0	▼	-100.0%	-2
	Restoration of Parental Rights	RR	0	▼	-100.0%	-1
	Terminate Parental Rights	TP	0	▼	-100.0%	-1
	Voluntary Continuing Services and Support Agreem	VA	0	▼	-100.0%	-1
Total			419	▼	-0.2%	-1
GRAND TOTAL			710	▼	-5.1%	-38

Filings by Major Case Category**

Category	Summary	Change	% Change	Absolute Change
Adult Criminal	140	▼	-27.1%	-52
Child Dependency	24	▲	+14.3%	+3
Child in Need of Services/Supervision	31	▲	+14.8%	+4

* Compared to same time period as previous year
 4/11/2024 12:31:34PM

** Case Type Categories are defined in the 2017 Virginia Judicial Workload Assessment
 Source: SCV-SQL-Information

Custody and Visitation	284	▲	+16.9%	+41
Delinquency	46	▲	-17.9%	-10
Juvenile Miscellaneous	11	▲	-38.9%	-7
New to Workload Study	2	▲	-77.8%	-7
Other	44	▼	-45.0%	-36
Protective Orders	37	▲	+2.8%	+1
Support	83	▲	+56.6%	+30
Traffic	8	▼	-38.5%	-5
GRAND TOTAL	710	▼	-5.1%	-38

2024 Overall GRAND TOTAL	Distribution of Caseload	Change*	Percentage (%) of Caseload																											
689 +2 0.3% 	<table border="1"> <tr> <td>Adult</td> <td>278</td> <td>40%</td> <td>0.4% ▲</td> <td>+1</td> </tr> <tr> <td>Juvenile</td> <td>411</td> <td>60%</td> <td>0.2% ▲</td> <td>+1</td> </tr> <tr> <td>GRAND TOTAL</td> <td>689</td> <td>100%</td> <td>0.3% ▲</td> <td>+2</td> </tr> </table>	Adult	278	40%	0.4% ▲	+1	Juvenile	411	60%	0.2% ▲	+1	GRAND TOTAL	689	100%	0.3% ▲	+2		<table border="1"> <tr> <td></td> <td>2023</td> <td>2024</td> </tr> <tr> <td>Adult</td> <td>40.3%</td> <td>40.3%</td> </tr> <tr> <td>Juvenile</td> <td>59.7%</td> <td>59.7%</td> </tr> <tr> <td>GRAND TOTAL</td> <td>100%</td> <td>100%</td> </tr> </table>		2023	2024	Adult	40.3%	40.3%	Juvenile	59.7%	59.7%	GRAND TOTAL	100%	100%
Adult	278	40%	0.4% ▲	+1																										
Juvenile	411	60%	0.2% ▲	+1																										
GRAND TOTAL	689	100%	0.3% ▲	+2																										
	2023	2024																												
Adult	40.3%	40.3%																												
Juvenile	59.7%	59.7%																												
GRAND TOTAL	100%	100%																												

Filings by Division & Code

Division	Case Type Description	Code	Summary	Change	% Change	Absolute Change
Adult	Civil Support	VS	58	▲	+13.7%	+7
	Misdemeanor	CM	56	▲	+24.4%	+11
	Other	OT	44	▲	+7.3%	+3
	Felony	CF	42	▲	+55.6%	+15
	Show Cause	SC	32	▼	-36.0%	-18
	Family Abuse - Protective Order	FP	18	▼	-5.3%	-1
	Capias	CA	15	▼	-21.1%	-4
	Motion - Protective Order	MP	5	▼	-28.6%	-2
	Remand Support	RS	4	▼	-63.6%	-7
	Non-Family Abuse Protective Order	AP	2	▲	+100.0%	+1
	Restricted License for Non-Support	SL	1	▲	-	+1
	Violation of Protective Order	PV	1	▼	-80.0%	-4
	Bond Forfeiture	BF	0	▼	-100.0%	-1
	Total		278	▲	0.4%	+1
Juvenile	Custody Visitation	CV	189	▼	-19.2%	-45
	Misdemeanor	DM	68	▲	+47.8%	+22
	Permanency Planning	PH	20	▲	+900.0%	+18
	Traffic	T	17	▼	-5.6%	-1
	Truancy	TR	16	▲	+100.0%	+8
	Status	ST	15	▲	+275.0%	+11
	Remand Custody	RC	13	▼	-31.6%	-6
	Remand Visitation	RV	13	▼	-38.1%	-8
	Paternity	PT	11	▲	+37.5%	+3
	Foster Care Review	FC	8	▲	+14.3%	+1
	Initial Foster Care	IF	8	▲	+14.3%	+1
	Terminate Parental Rights	TP	6	▲	-	+6
	Abuse and Neglect	AN	5	▼	-50.0%	-5
	Non-Family Abuse Protective Order	AP	5	▲	+150.0%	+3
	Show Cause	SC	5	▲	+150.0%	+3
	Child In Need of Services	CS	4	▲	+100.0%	+2
	Emergency Custody Order	EC	2	▲	-	+2
	Felony	DF	2	▼	-80.0%	-8
	Civil Violation	CI	1	↔	-	-
	Motion - Protective Order	MP	1	▼	-83.3%	-5
	Temporary Detention Order	TD	1	↔	-	-
	Voluntary Continuing Services and Support Agreem	VA	1	▼	-50.0%	-1
		Total		411	▲	0.2%
	GRAND TOTAL		689	▲	0.3%	+2

Filings by Major Case Category**

Category	Summary	Change	% Change	Absolute Change
Adult Criminal	131	▼	+0.8%	+1
Child Dependency	48	▲	+71.4%	+20
Child in Need of Services/Supervision	20	▲	+100.0%	+10
Custody and Visitation	200	▲	-17.4%	-42
Delinquency	75	▲	+29.3%	+17
Juvenile Miscellaneous	15	▲	+275.0%	+11
New to Workload Study	1	↔	-	0

* Compared to same time period as previous year
 4/11/2024 12:31:34PM

** Case Type Categories are defined in the 2017 Virginia Judicial Workload Assessment
 Source: SCV-SQL-Information

CPSS - JCMS CASELOAD STATISTICS OF THE JUVENILE & DOMESTIC RELATIONS DISTRICT COURTS
 January 2024 thru March 2024 Filings (Compared to January 2023 thru March 2023)

Other	77	▲	-17.2%	-16
Protective Orders	31	▲	-11.4%	-4
Support	74	▲	+8.8%	+6
Traffic	17	▼	-5.6%	-1
GRAND TOTAL	689	▲	0.3%	+2

2024 Overall GRAND TOTAL		Distribution of Caseload		Change*		Percentage (%) of Caseload		
572	-65 -10.2%	Adult	282 49%	5.2% ▲	+14	Adult	42.1%	49.3%
2024		Juvenile	290 51%	-21.4% ▼	-79	Juvenile	57.9%	50.7%
2023		GRAND TOTAL	572 100%	-10.2% ▼	-65	GRAND TOTAL	100%	100%

Filings by Division & Code

Division	Case Type Description	Code	Summary	Change	% Change	Absolute Change	
Adult	Misdemeanor	CM	87	▲	+17.6%	+13	
	Other	OT	49	▲	+19.5%	+8	
	Civil Support	VS	44	▲	+7.3%	+3	
	Show Cause	SC	33	▼	-23.3%	-10	
	Felony	CF	20	▲	+5.3%	+1	
	Capias	CA	19	▲	+18.8%	+3	
	Family Abuse - Protective Order	FP	13	▼	-23.5%	-4	
	Protective Order	PC	6	▲	+20.0%	+1	
	Violation of Protective Order	PV	5	↔		-	
	Motion - Protective Order	MP	3	▲	+200.0%	+2	
	Remand Support	RS	3	▲	+50.0%	+1	
	Non-Family Abuse Protective Order	AP	0	▼	-100.0%	-3	
	Violation Family Abuse Protective Order	PS	0	▼	-100.0%	-1	
		Total		282	▲	5.2%	+14
Juvenile	Custody Visitation	CV	145	▼	-26.0%	-51	
	Misdemeanor	DM	48	▲	+14.3%	+6	
	Traffic	T	15	▼	-21.1%	-4	
	Abuse and Neglect	AN	11	▼	-21.4%	-3	
	Truancy	TR	10	▼	-28.6%	-4	
	Felony	DF	9	▲	+12.5%	+1	
	Foster Care Review	FC	7	▼	-36.4%	-4	
	Permanency Planning	PH	6	▼	-14.3%	-1	
	Special Immigrant Juvenile Status	SI	5	▲	+25.0%	+1	
	Initial Foster Care	IF	4	▲	+33.3%	+1	
	Paternity	PT	4	▼	-76.5%	-13	
	Terminate Parental Rights	TP	4	▼	-33.3%	-2	
	Civil Violation	CI	3	▲	+200.0%	+2	
	Motion - Protective Order	MP	3	▼	-25.0%	-1	
	Status	ST	3	▼	-62.5%	-5	
	Temporary Detention Order	TD	3	▼	-25.0%	-1	
	Emergency Custody Order	EC	2	▼	-50.0%	-2	
	Non-Family Abuse Protective Order	AP	2	↔		-	
	Voluntary Continuing Services and Support Agreem	VA	2	▲	+100.0%	+1	
	Child In Need of Services	CS	1	▲	-	+1	
	Remand Custody	RC	1	↔		-	
	Remand Visitation	RV	1	↔		-	
	Show Cause	SC	1	▲	-	+1	
	Entrustment	ET	0	▼	-100.0%	-1	
	Other	OT	0	▼	-100.0%	-1	
		Total		290	▼	-21.4%	-79
	GRAND TOTAL			572	▼	-10.2%	-65

Filings by Major Case Category**

Category	Summary	Change	% Change	Absolute Change
Adult Criminal	165	▼	+5.1%	+8
Child Dependency	34	▼	-20.9%	-9
Child in Need of Services/Supervision	11	▲	-21.4%	-3
Custody and Visitation	149	▼	-30.0%	-64
Delinquency	58	▲	+16.0%	+8

* Compared to same time period as previous year
 4/11/2024 12:31:34PM

** Case Type Categories are defined in the 2017 Virginia Judicial Workload Assessment
 Source: SCV-SQL-Information

Juvenile Miscellaneous	3	▼	-62.5%	-5
New to Workload Study	8	▲	+60.0%	+3
Other	59	▼	+9.3%	+5
Protective Orders	21	▲	-22.2%	-6
Support	49	▼	+4.3%	+2
Traffic	15	▼	-21.1%	-4
GRAND TOTAL	572	▼	-10.2%	-65

2024 Overall GRAND TOTAL		Distribution of Caseload		Change*		Percentage (%) of Caseload			
<p>2024 68 +11 19.3%</p> <p>2023 57</p>	Adult	34	50%	17.2%	▲	+5	Adult	50.9%	50.0%
	Juvenile	34	50%	21.4%	▲	+6	Juvenile	49.1%	50.0%
	GRAND TOTAL	68	100%	19.3%	▲	+11	GRAND TOTAL	100%	100%

Filings by Division & Code

Division	Case Type Description	Code	Summary	Change	% Change	Absolute Change
Adult	Misdemeanor	CM	12	▲	+50.0%	+4
	Civil Support	VS	6	▲	+200.0%	+4
	Felony	CF	5	▲	-	+5
	Other	OT	5	▼	-44.4%	-4
	Show Cause	SC	3	▲	-	-
	Family Abuse - Protective Order	FP	2	▼	-66.7%	-4
	Capias	CA	1	↔	-	-
	Total		34	▲	17.2%	+5
Juvenile	Custody Visitation	CV	23	▲	+43.8%	+7
	Misdemeanor	DM	5	▲	+66.7%	+2
	Status	ST	3	▲	-	+3
	Traffic	T	2	▼	-66.7%	-4
	Voluntary Continuing Services and Support Agreen	VA	1	▲	-	+1
	Felony	DF	0	▼	-100.0%	-1
	Foster Care Review	FC	0	▼	-100.0%	-1
	Qualified Residential Treatment	QR	0	▼	-100.0%	-1
	Total		34	▲	21.4%	+6
GRAND TOTAL			68	▲	19.3%	+11

Filings by Major Case Category**

Category	Summary	Change	% Change	Absolute Change
Adult Criminal	21	▲	+110.0%	+11
Child Dependency	1	▲	-50.0%	-1
Custody and Visitation	23	▲	+43.8%	+7
Delinquency	5	▼	+25.0%	+1
Juvenile Miscellaneous	3	▲	-	+3
Other	5	▼	-44.4%	-4
Protective Orders	2	▼	-66.7%	-4
Support	6	▲	+50.0%	+2
Traffic	2	▼	-66.7%	-4
GRAND TOTAL	68	▲	19.3%	+11

* Compared to same time period as previous year
 4/11/2024 12:31:34PM

** Case Type Categories are defined in the 2017 Virginia Judicial Workload Assessment
 Source: SCV-SQL-Information

2024 Overall GRAND TOTAL		Distribution of Caseload		Change*		Percentage (%) of Caseload		
323	-153 -32.1%	Adult	114 35%	-47.5% ▼	-103	Adult	45.6%	35.3%
2024		Juvenile	209 65%	-19.3% ▼	-50	Juvenile	54.4%	64.7%
2023		GRAND TOTAL	323 100%	-32.1% ▼	-153	GRAND TOTAL	100%	100%

Filings by Division & Code

Division	Case Type Description	Code	Summary	Change	% Change	Absolute Change
Adult	Civil Support	VS	22	▼	-26.7%	-8
	Misdemeanor	CM	22	▼	-53.2%	-25
	Show Cause	SC	21	▼	-50.0%	-21
	Family Abuse - Protective Order	FP	16	▼	-27.3%	-6
	Other	OT	14	▼	-71.4%	-35
	Capias	CA	8	▼	-55.6%	-10
	Felony	CF	7	▲	+133.3%	+4
	Violation of Protective Order	PV	2	▼	-33.3%	-1
	Non-Family Abuse Protective Order	AP	1	▲	-	+1
	Remand Support	RS	1	↔	-	-
	Motion - Protective Order	MP	0	▼	-100.0%	-2
		Total		114	▼	-47.5%
Juvenile	Custody Visitation	CV	125	▼	-17.2%	-26
	Abuse and Neglect	AN	18	▲	+260.0%	+13
	Misdemeanor	DM	13	▲	+18.2%	+2
	Permanency Planning	PH	9	▼	-25.0%	-3
	Status	ST	9	▼	-30.8%	-4
	Relief of Custody	CR	6	▲	-	+6
	Traffic	T	6	▼	-76.0%	-19
	Foster Care Review	FC	4	▼	-55.6%	-5
	Initial Foster Care	IF	4	▲	+33.3%	+1
	Paternity	PT	3	▼	-50.0%	-3
	Motion - Protective Order	MP	2	▼	-60.0%	-3
	Terminate Parental Rights	TP	2	▲	-	+2
	Voluntary Continuing Services and Support Agree	VA	2	▲	-	+2
	Emergency Custody Order	EC	1	▲	-	+1
	Felony	DF	1	▲	-	+1
	Remand Custody	RC	1	▼	-50.0%	-1
	Remand Visitation	RV	1	▼	-50.0%	-1
	Temporary Detention Order	TD	1	▼	-75.0%	-3
	Truancy	TR	1	▼	-50.0%	-1
	Civil Violation	CI	0	▼	-100.0%	-1
Qualified Residential Treatment	QR	0	▼	-100.0%	-6	
Show Cause	SC	0	▼	-100.0%	-2	
	Total		209	▼	-19.3%	-50
GRAND TOTAL			323	▼	-32.1%	-153

Filings by Major Case Category**

Category	Summary	Change	% Change	Absolute Change
Adult Criminal	56	▼	-47.2%	-50
Child Dependency	45	▲	+28.6%	+10
Child in Need of Services/Supervision	1	▼	-50.0%	-1
Custody and Visitation	128	▼	-18.5%	-29
Delinquency	14	▲	+7.7%	+1
Juvenile Miscellaneous	9	▼	-30.8%	-4
New to Workload Study	0	▼	-100.0%	-1
Other	19	▲	-67.2%	-39
Protective Orders	19	▲	-34.5%	-10

* Compared to same time period as previous year
 4/11/2024 12:31:34PM

** Case Type Categories are defined in the 2017 Virginia Judicial Workload Assessment
 Source: SCV-SQL-Information

CPSS - JCMS CASELOAD STATISTICS OF THE JUVENILE & DOMESTIC RELATIONS DISTRICT COURTS
January 2024 thru March 2024 Filings (Compared to January 2023 thru March 2023)

Support	26	▼	-29.7%	-11
Traffic	6	▼	-76.0%	-19
GRAND TOTAL	323	▼	-32.1%	-153

* Compared to same time period as previous year
4/11/2024 12:31:34PM

** Case Type Categories are defined in the 2017 Virginia Judicial Workload Assessment
Source: SCV-SQL-Information

2024 Overall GRAND TOTAL		Distribution of Caseload		Change*		Percentage (%) of Caseload		
188 +14 8.0% 	Adult	74	39%	10.4%	▲	+7	2023	2024
	Juvenile	114	61%	6.5%	▲	+7	38.5%	39.4%
GRAND TOTAL		188	100%	8.0%	▲	+14	100%	100%

Filings by Division & Code

Division	Case Type Description	Code	Summary	Change	% Change	Absolute Change
Adult	Civil Support	VS	18	▲	+50.0%	+6
	Misdemeanor	CM	18	▲	+50.0%	+6
	Other	OT	12	▲	-7.7%	-1
	Show Cause	SC	10	▼	-9.1%	-1
	Motion - Protective Order	MP	6	▲	+100.0%	+3
	Remand Support	RS	6	▲	+500.0%	+5
	Family Abuse - Protective Order	FP	4	▼	-55.6%	-5
	Felony	CF	0	▼	-100.0%	-3
	Non-Family Abuse Protective Order	AP	0	▼	-100.0%	-3
	Total			74	▲	10.4%
Juvenile	Custody Visitation	CV	62	▲	+17.0%	+9
	Remand Custody	RC	13	▲	+1,200.0%	+12
	Remand Visitation	RV	13	▲	+1,200.0%	+12
	Traffic	T	10	▲	+42.9%	+3
	Abuse and Neglect	AN	4	▼	-60.0%	-6
	Foster Care Review	FC	4	↔		-
	Misdemeanor	DM	3	▼	-50.0%	-3
	Motion - Protective Order	MP	2	▲	+100.0%	+1
	Emergency Custody Order	EC	1	▲	-	+1
	Paternity	PT	1	↔		-
	Permanency Planning	PH	1	↔		-
	Civil Violation	CI	0	▼	-100.0%	-4
	Felony	DF	0	▼	-100.0%	-1
	Initial Foster Care	IF	0	▼	-100.0%	-4
	Non-Family Abuse Protective Order	AP	0	▼	-100.0%	-1
	Other	OT	0	▼	-100.0%	-1
	Qualified Residential Treatment	QR	0	▼	-100.0%	-1
	Show Cause	SC	0	▼	-100.0%	-1
	Status	ST	0	▼	-100.0%	-5
	Temporary Detention Order	TD	0	▼	-100.0%	-2
	Truancy	TR	0	▼	-100.0%	-1
	Voluntary Continuing Services and Support Agree	VA	0	▼	-100.0%	-1
	Total			114	▲	6.5%
GRAND TOTAL			188	▲	8.0%	+14

Filings by Major Case Category**

Category	Summary	Change	% Change	Absolute Change
Adult Criminal	25	▼	+13.6%	+3
Child Dependency	9	▼	-57.1%	-12
Child in Need of Services/Supervision	0	▼	-100.0%	-1
Custody and Visitation	63	▲	+16.7%	+9
Delinquency	3	▼	-62.5%	-5
Juvenile Miscellaneous	0	▼	-100.0%	-5
New to Workload Study	0	▼	-100.0%	-4
Other	45	▲	+136.8%	+26
Protective Orders	12	▼	-29.4%	-5
Support	21	▲	+31.3%	+5

* Compared to same time period as previous year
 4/11/2024 12:31:34PM

** Case Type Categories are defined in the 2017 Virginia Judicial Workload Assessment
 Source: SCV-SQL-Information

CPSS - JCMS CASELOAD STATISTICS OF THE JUVENILE & DOMESTIC RELATIONS DISTRICT COURTS
January 2024 thru March 2024 Filings (Compared to January 2023 thru March 2023)

Floyd

District: 27 FIPS: 063

Traffic		10	▲	+42.9%	+3
	GRAND TOTAL	188	▲	8.0%	+14

2024 Overall GRAND TOTAL		Distribution of Caseload		Change*		Percentage (%) of Caseload		
190	-13 -6.4%	Adult	71 37%	-31.1% ▼	-32	Adult	50.7%	37.4%
2024		Juvenile	119 63%	19.0% ▲	+19	Juvenile	49.3%	62.6%
2023		GRAND TOTAL	190 100%	-6.4% ▼	-13	GRAND TOTAL	100%	100%

Filings by Division & Code

Division	Case Type Description	Code	Summary	Change	% Change	Absolute Change
Adult	Other	OT	27	▲	+50.0%	+9
	Misdemeanor	CM	14	▼	-41.7%	-10
	Civil Support	VS	10	▼	-28.6%	-4
	Show Cause	SC	7	▼	-53.3%	-8
	Felony	CF	5	▼	-16.7%	-1
	Capias	CA	3	▼	-62.5%	-5
	Violation of Protective Order	PV	3	↔		-
	Family Abuse - Protective Order	FP	2	▼	-71.4%	-5
	Motion - Protective Order	MP	0	▼	-100.0%	-8
	Total			71	▼	-31.1%
Juvenile	Custody Visitation	CV	43	▲	+19.4%	+7
	Terminate Parental Rights	TP	16	▲	+60.0%	+6
	Permanency Planning	PH	15	▲	+150.0%	+9
	Abuse and Neglect	AN	11	▲	+120.0%	+6
	Misdemeanor	DM	9	▲	+12.5%	+1
	Motion - Protective Order	MP	9	▲	+125.0%	+5
	Foster Care Review	FC	3	▼	-57.1%	-4
	Initial Foster Care	IF	3	▲	+50.0%	+1
	Traffic	T	3	▼	-70.0%	-7
	Non-Family Abuse Protective Order	AP	2	▲	-	+2
	Temporary Detention Order	TD	2	▲	-	+2
	Voluntary Continuing Services and Support Agreen	VA	2	▲	-	+2
	Paternity	PT	1	↔		-
	Civil Violation	CI	0	▼	-100.0%	-2
	Emancipation	EP	0	▼	-100.0%	-1
	Felony	DF	0	▼	-100.0%	-1
	Qualified Residential Treatment	QR	0	▼	-100.0%	-2
	Relief of Custody	CR	0	▼	-100.0%	-1
	Show Cause	SC	0	▼	-100.0%	-2
	Truancy	TR	0	▼	-100.0%	-2
Total			119	▲	19.0%	+19
GRAND TOTAL			190	▼	-6.4%	-13

Filings by Major Case Category**

Category	Summary	Change	% Change	Absolute Change
Adult Criminal	31	▼	-42.6%	-23
Child Dependency	50	▲	+51.5%	+17
Child in Need of Services/Supervision	0	▼	-100.0%	-2
Custody and Visitation	44	▲	+18.9%	+7
Delinquency	9	▼	-18.2%	-2
Juvenile Miscellaneous	0	▼	-100.0%	-1
New to Workload Study	0	▼	-100.0%	-2
Other	29	▲	+61.1%	+11
Protective Orders	13	▲	-31.6%	-6
Support	11	▼	-31.3%	-5
Traffic	3	▼	-70.0%	-7
GRAND TOTAL	190	▼	-6.4%	-13

* Compared to same time period as previous year
 4/11/2024 12:31:34PM

** Case Type Categories are defined in the 2017 Virginia Judicial Workload Assessment
 Source: SCV-SQL-Information

2024 Overall GRAND TOTAL		Distribution of Caseload			Change*		Percentage (%) of Caseload		
384 +96 33.3% 	Adult	128	33%	21.9% ▲	+23	Adult	2023: 36.5%	2024: 33.3%	
	Juvenile	256	67%	39.9% ▲	+73	Juvenile	63.5%	66.7%	
GRAND TOTAL		384	100%	33.3% ▲	+96	GRAND TOTAL	100%	100%	

Filings by Division & Code

Division	Case Type Description	Code	Summary	Change	% Change	Absolute Change
Adult	Show Cause	SC	44	▲	+193.3%	+29
	Civil Support	VS	29	▲	+38.1%	+8
	Other	OT	16	▲	-15.8%	-3
	Misdemeanor	CM	14	↔		-
	Family Abuse - Protective Order	FP	9	▼	-35.7%	-5
	Capias	CA	5	▲	+25.0%	+1
	Violation of Protective Order	PV	5	▲	+400.0%	+4
	Felony	CF	3	▼	-57.1%	-4
	Non-Family Abuse Protective Order	AP	2	▲	+100.0%	+1
	Remand Support	RS	1	↔		-
	Motion - Protective Order	MP	0	▼	-100.0%	-7
	Violation Family Abuse Protective Order	PS	0	▼	-100.0%	-1
Total			128	▲	21.9%	+23
Juvenile	Custody Visitation	CV	185	▲	+58.1%	+68
	Felony	DF	11	▲	+57.1%	+4
	Misdemeanor	DM	9	▲	+28.6%	+2
	Foster Care Review	FC	5	▲	+66.7%	+2
	Motion - Protective Order	MP	5	▲	-	+5
	Permanency Planning	PH	5	▼	-44.4%	-4
	Non-Family Abuse Protective Order	AP	4	▲	-	+4
	Temporary Detention Order	TD	4	▲	+300.0%	+3
	Terminate Parental Rights	TP	4	▲	+33.3%	+1
	Child In Need of Services	CS	3	▲	+200.0%	+2
	Other	OT	3	▲	-	+3
	Relief of Custody	CR	3	▲	-	+3
	Remand Custody	RC	3	↔		-
	Remand Visitation	RV	3	↔		-
	Traffic	T	3	▼	-70.0%	-7
	Entrustment	ET	2	▲	-	+2
	Paternity	PT	2	▼	-50.0%	-2
	Abuse and Neglect	AN	1	▼	-50.0%	-1
	Truancy	TR	1	▼	-50.0%	-1
	Emergency Custody Order	EC	0	▼	-100.0%	-1
	Initial Foster Care	IF	0	▼	-100.0%	-4
	Qualified Residential Treatment	QR	0	▼	-100.0%	-3
	Show Cause	SC	0	▼	-100.0%	-1
	Status	ST	0	▼	-100.0%	-2
Total			256	▲	39.9%	+73
GRAND TOTAL			384	▲	33.3%	+96

Filings by Major Case Category**

Category	Summary	Change	% Change	Absolute Change
Adult Criminal	60	▲	+66.7%	+24
Child Dependency	20	▲	-16.7%	-4
Child in Need of Services/Supervision	4	▲	+33.3%	+1
Custody and Visitation	187	▲	+54.5%	+66
Delinquency	20	▼	+33.3%	+5
Juvenile Miscellaneous	1	▲	-50.0%	-1

* Compared to same time period as previous year
 4/11/2024 12:31:34PM

** Case Type Categories are defined in the 2017 Virginia Judicial Workload Assessment
 Source: SCV-SQL-Information

CPSS - JCMS CASELOAD STATISTICS OF THE JUVENILE & DOMESTIC RELATIONS DISTRICT COURTS
 January 2024 thru March 2024 Filings (Compared to January 2023 thru March 2023)

Other	29	▲	+3.6%	+1
Protective Orders	20	▲	-9.1%	-2
Support	40	▲	+48.1%	+13
Traffic	3	▼	-70.0%	-7
GRAND TOTAL	384	▲	33.3%	+96

* Compared to same time period as previous year
 4/11/2024 12:31:34PM

** Case Type Categories are defined in the 2017 Virginia Judicial Workload Assessment
 Source: SCV-SQL-Information

2024 Overall GRAND TOTAL		Distribution of Caseload		Change*		Percentage (%) of Caseload			
207 +22 11.9% 		Adult	98	47%	-3.0% ▼	-3	Adult	54.6%	47.3%
		Juvenile	109	53%	29.8% ▲	+25	Juvenile	45.4%	52.7%
		GRAND TOTAL	207	100%	11.9% ▲	+22	GRAND TOTAL	100%	100%

Filings by Division & Code

Division	Case Type Description	Code	Summary	Change	% Change	Absolute Change
Adult	Misdemeanor	CM	27	▲	+3.8%	+1
	Show Cause	SC	22	▲	+57.1%	+8
	Civil Support	VS	15	▼	-11.8%	-2
	Other	OT	15	▲	+150.0%	+9
	Capias	CA	6	▲	+50.0%	+2
	Felony	CF	6	▲	+100.0%	+3
	Family Abuse - Protective Order	FP	3	▼	-89.3%	-25
	Remand Support	RS	2	▲	+100.0%	+1
	Motion - Protective Order	MP	1	↔		-
	Violation Family Abuse Protective Order	PS	1	▲	-	+1
	Non-Family Abuse Protective Order	AP	0	▼	-100.0%	-1
	Total		98	▼	-3.0%	-3
Juvenile	Custody Visitation	CV	70	▲	+70.7%	+29
	Foster Care Review	FC	7	▲	+40.0%	+2
	Felony	DF	6	▲	+200.0%	+4
	Initial Foster Care	IF	6	▲	+200.0%	+4
	Misdemeanor	DM	6	▼	-14.3%	-1
	Abuse and Neglect	AN	3	▼	-66.7%	-6
	Permanency Planning	PH	3	↔		-
	Non-Family Abuse Protective Order	AP	2	▲	-	+2
	Civil Violation	CI	1	▲	-	+1
	Motion - Protective Order	MP	1	▲	-	+1
	Paternity	PT	1	↔		-
	Remand Visitation	RV	1	▲	-	+1
	Temporary Detention Order	TD	1	▲	-	+1
	Traffic	T	1	▼	-87.5%	-7
	Emergency Custody Order	EC	0	▼	-100.0%	-1
	Relief of Custody	CR	0	▼	-100.0%	-1
	Remand Custody	RC	0	▼	-100.0%	-2
	Status	ST	0	▼	-100.0%	-2
	Total		109	▲	29.8%	+25
GRAND TOTAL			207	▲	11.9%	+22

Filings by Major Case Category**

Category	Summary	Change	% Change	Absolute Change	
Adult Criminal	56	▲	+36.6%	+15	
Child Dependency	19	▲	-5.0%	-1	
Custody and Visitation	71	▲	+69.0%	+29	
Delinquency	12	▲	+33.3%	+3	
Juvenile Miscellaneous	0	▼	-100.0%	-2	
New to Workload Study	1	▲	-	+1	
Other	19	▲	+90.0%	+9	
Protective Orders	7	▲	-76.7%	-23	
Support	21	▼	-8.7%	-2	
Traffic	1	▼	-87.5%	-7	
GRAND TOTAL		207	▲	11.9%	+22

* Compared to same time period as previous year
 4/11/2024 12:31:34PM

** Case Type Categories are defined in the 2017 Virginia Judicial Workload Assessment
 Source: SCV-SQL-Information

2024 Overall GRAND TOTAL		Distribution of Caseload		Change*		Percentage (%) of Caseload		
872	-51 -5.5%	Adult	466 53%	-2.5% ▼	-12	Adult	51.8%	53.4%
2024		Juvenile	406 47%	-8.8% ▼	-39	Juvenile	48.2%	46.6%
2023		GRAND TOTAL	872 100%	-5.5% ▼	-51	GRAND TOTAL	100%	100%

Filings by Division & Code

Division	Case Type Description	Code	Summary	Change	% Change	Absolute Change	
Adult	Misdemeanor	CM	115	▼	-16.1%	-22	
	Show Cause	SC	94	▲	+23.7%	+18	
	Other	OT	91	▼	+12.3%	+10	
	Civil Support	VS	71	▼	-7.8%	-6	
	Felony	CF	37	▼	-15.9%	-7	
	Family Abuse - Protective Order	FP	34	▼	-2.9%	-1	
	Capias	CA	13	▼	-23.5%	-4	
	Non-Family Abuse Protective Order	AP	6	▲	-	+6	
	Motion - Protective Order	MP	2	▼	-66.7%	-4	
	Remand Support	RS	2	▼	-33.3%	-1	
	Violation of Protective Order	PV	1	↔	-	-	
	Restricted License for Non-Support	SL	0	▼	-100.0%	-1	
		Total		466	▼	-2.5%	-12
Juvenile	Custody Visitation	CV	202	▼	-19.2%	-48	
	Misdemeanor	DM	53	▼	-3.6%	-2	
	Felony	DF	39	▲	+95.0%	+19	
	Traffic	T	24	▲	+9.1%	+2	
	Abuse and Neglect	AN	23	▲	+109.1%	+12	
	Motion - Protective Order	MP	17	▲	+112.5%	+9	
	Truancy	TR	11	▲	+22.2%	+2	
	Remand Custody	RC	7	▼	-30.0%	-3	
	Child In Need of Services	CS	4	▲	+300.0%	+3	
	Civil Violation	CI	4	▲	+100.0%	+2	
	Status	ST	4	▼	-33.3%	-2	
	Non-Family Abuse Protective Order	AP	3	▲	+200.0%	+2	
	Other	OT	3	▲	+200.0%	+2	
	Initial Foster Care	IF	2	↔	-	-	
	Show Cause	SC	2	↔	-	-	
	Special Immigrant Juvenile Status	SI	2	▲	-	+2	
	Temporary Detention Order	TD	2	▼	-66.7%	-4	
	Foster Care Review	FC	1	▼	-50.0%	-1	
	Paternity	PT	1	▼	-66.7%	-2	
	Remand Visitation	RV	1	▼	-75.0%	-3	
	Voluntary Continuing Services and Support Agreen	VA	1	↔	-	-	
	Emergency Custody Order	EC	0	▼	-100.0%	-4	
	Mental Commitment	MC	0	▼	-100.0%	-2	
	Permanency Planning	PH	0	▼	-100.0%	-8	
	Relief of Custody	CR	0	▼	-100.0%	-2	
	Terminate Parental Rights	TP	0	▼	-100.0%	-13	
		Total		406	▼	-8.8%	-39
		GRAND TOTAL		872	▼	-5.5%	-51

Filings by Major Case Category**

Category	Summary	Change	% Change	Absolute Change
Adult Criminal	236	▲	-2.5%	-6
Child Dependency	27	▼	-30.8%	-12
Child in Need of Services/Supervision	15	▲	+50.0%	+5
Custody and Visitation	203	▼	-19.8%	-50
Delinquency	94	▲	+22.1%	+17

* Compared to same time period as previous year
 4/11/2024 12:31:34PM

** Case Type Categories are defined in the 2017 Virginia Judicial Workload Assessment
 Source: SCV-SQL-Information

Juvenile Miscellaneous	4	▼	-33.3%	-2
New to Workload Study	6	▲	+200.0%	+4
Other	106	▼	-4.5%	-5
Protective Orders	62	▲	+24.0%	+12
Support	95	▼	-14.4%	-16
Traffic	24	▲	+9.1%	+2
GRAND TOTAL	872	▼	-5.5%	-51

2024 Overall GRAND TOTAL		Distribution of Caseload			Change*		Percentage (%) of Caseload		
653	-36 -5.2%	Adult	338	52%	2.4% ▲	+8	Adult	47.9%	51.8%
2024		Juvenile	315	48%	-12.3% ▼	-44	Juvenile	52.1%	48.2%
2023		GRAND TOTAL	653	100%	-5.2% ▼	-36	GRAND TOTAL	100%	100%

Filings by Division & Code

Division	Case Type Description	Code	Summary	Change	% Change	Absolute Change
Adult	Civil Support	VS	73	▲	+23.7%	+14
	Misdemeanor	CM	67	▲	+26.4%	+14
	Show Cause	SC	66	▲	+6.5%	+4
	Other	OT	64	▲	-11.1%	-8
	Family Abuse - Protective Order	FP	26	▼	-18.8%	-6
	Felony	CF	20	▲	+33.3%	+5
	Capias	CA	10	▼	-50.0%	-10
	Violation of Protective Order	PV	7	↔		-
	Motion - Protective Order	MP	4	▼	-42.9%	-3
	Non-Family Abuse Protective Order	AP	1	↔		-
	Remand Support	RS	0	▼	-100.0%	-2
	Total		338	▲	2.4%	+8
Juvenile	Custody Visitation	CV	209	▲	+4.0%	+8
	Misdemeanor	DM	21	▼	-44.7%	-17
	Traffic	T	12	▲	+100.0%	+6
	Motion - Protective Order	MP	11	↔		-
	Permanency Planning	PH	9	▼	-40.0%	-6
	Truancy	TR	7	▼	-12.5%	-1
	Abuse and Neglect	AN	6	▲	+20.0%	+1
	Child at Risk	RI	5	▼	-54.5%	-6
	Felony	DF	5	▼	-58.3%	-7
	Paternity	PT	5	▲	+25.0%	+1
	Terminate Parental Rights	TP	5	▲	-	+5
	Foster Care Review	FC	4	▼	-50.0%	-4
	Initial Foster Care	IF	4	▼	-55.6%	-5
	Non-Family Abuse Protective Order	AP	4	▼	-42.9%	-3
	Voluntary Continuing Services and Support Agree	VA	2	▲	+100.0%	+1
	Capias	CA	1	▲	-	+1
	Child In Need of Services	CS	1	↔		-
	Civil Violation	CI	1	▲	-	+1
	Emergency Custody Order	EC	1	↔		-
	Status	ST	1	▲	-50.0%	-1
	Temporary Detention Order	TD	1	▼	-66.7%	-2
	Entrustment	ET	0	▼	-100.0%	-2
	Family Abuse - Protective Order	FP	0	▼	-100.0%	-2
	Mental Commitment	MC	0	▼	-100.0%	-1
	Other	OT	0	▼	-100.0%	-1
	Qualified Residential Treatment	QR	0	▼	-100.0%	-3
	Relief of Custody	CR	0	▼	-100.0%	-2
	Remand Custody	RC	0	▼	-100.0%	-2
	Remand Visitation	RV	0	▼	-100.0%	-2
	Show Cause	SC	0	▼	-100.0%	-1
	Total		315	▼	-12.3%	-44
GRAND TOTAL			653	▼	-5.2%	-36

Filings by Major Case Category**

Category	Summary	Change	% Change	Absolute Change
Adult Criminal	148	▲	+9.6%	+13
Child Dependency	35	▲	-37.5%	-21

* Compared to same time period as previous year
 4/11/2024 12:31:34PM

** Case Type Categories are defined in the 2017 Virginia Judicial Workload Assessment
 Source: SCV-SQL-Information

CPSS - JCMS CASELOAD STATISTICS OF THE JUVENILE & DOMESTIC RELATIONS DISTRICT COURTS
 January 2024 thru March 2024 Filings (Compared to January 2023 thru March 2023)

Child in Need of Services/Supervision	8	▼	-11.1%	-1
Custody and Visitation	214	▲	+4.4%	+9
Delinquency	27	▲	-47.1%	-24
Juvenile Miscellaneous	1	▲	-50.0%	-1
New to Workload Study	1	▲	-	+1
Other	66	▲	-21.4%	-18
Protective Orders	46	▼	-23.3%	-14
Support	95	▲	+17.3%	+14
Traffic	12	▲	+100.0%	+6
GRAND TOTAL	653	▼	-5.2%	-36

2024 Overall GRAND TOTAL		Distribution of Caseload		Change*		Percentage (%) of Caseload			
284	+13 4.8%	Adult	123	43%	13.9% ▲	+15	Adult	39.9%	43.3%
2024	↑	Juvenile	161	57%	-1.2% ▼	-2	Juvenile	60.1%	56.7%
2023		GRAND TOTAL	284	100%	4.8% ▲	+13	GRAND TOTAL	100%	100%

Filings by Division & Code

Division	Case Type Description	Code	Summary	Change	% Change	Absolute Change
Adult	Misdemeanor	CM	36	▲	+28.6%	+8
	Other	OT	28	▲	+16.7%	+4
	Civil Support	VS	26	▲	+13.0%	+3
	Show Cause	SC	17	▲	+54.5%	+6
	Family Abuse - Protective Order	FP	7	↔		-
	Felony	CF	5	▼	-16.7%	-1
	Motion - Protective Order	MP	2	↔		-
	Restricted License for Non-Support	SL	1	▲	-	+1
	Violation of Protective Order	PV	1	▼	-75.0%	-3
	Capias	CA	0	▼	-100.0%	-2
	Non-Family Abuse Protective Order	AP	0	▼	-100.0%	-1
		Total		123	▲	13.9%
Juvenile	Custody Visitation	CV	112	▲	+12.0%	+12
	Abuse and Neglect	AN	8	▼	-11.1%	-1
	Temporary Detention Order	TD	6	▲	+50.0%	+2
	Misdemeanor	DM	5	▼	-54.5%	-6
	Felony	DF	3	↔		-
	Foster Care Review	FC	3	▼	-25.0%	-1
	Initial Foster Care	IF	3	▲	+200.0%	+2
	Remand Custody	RC	3	▲	+200.0%	+2
	Civil Violation	CI	2	▼	-80.0%	-8
	Emergency Custody Order	EC	2	▲	-	+2
	Paternity	PT	2	▼	-33.3%	-1
	Permanency Planning	PH	2	▲	+100.0%	+1
	Relief of Custody	CR	2	▲	+100.0%	+1
	Terminate Parental Rights	TP	2	▼	-33.3%	-1
	Traffic	T	2	▲	-	+2
	Truancy	TR	2	↔		-
	Entrustment	ET	1	▲	-	+1
	Voluntary Continuing Services and Support Agreem	VA	1	▲	-	+1
	Child In Need of Services	CS	0	▼	-100.0%	-1
	Motion - Protective Order	MP	0	▼	-100.0%	-8
Remand Visitation	RV	0	▼	-100.0%	-1	
	Total		161	▼	-1.2%	-2
GRAND TOTAL			284	▲	4.8%	+13

Filings by Major Case Category**

Category	Summary	Change	% Change	Absolute Change
Adult Criminal	54	▼	+17.4%	+8
Child Dependency	22	▲	+15.8%	+3
Child in Need of Services/Supervision	2	▼	-33.3%	-1
Custody and Visitation	114	▼	+10.7%	+11
Delinquency	8	▼	-42.9%	-6
New to Workload Study	2	▼	-80.0%	-8
Other	39	▲	+30.0%	+9
Protective Orders	9	▼	-50.0%	-9
Support	32	▲	+14.3%	+4
Traffic	2	▲	-	+2

* Compared to same time period as previous year
 4/11/2024 12:31:34PM

** Case Type Categories are defined in the 2017 Virginia Judicial Workload Assessment
 Source: SCV-SQL-Information

GRAND TOTAL

284

▲

4.8%

+13

2024 Overall GRAND TOTAL		Distribution of Caseload		Change*		Percentage (%) of Caseload		
569	-18 -3.1%	Adult	266 47%	5.1% ▲	+13	Adult	43.1%	46.7%
2024		Juvenile	303 53%	-9.3% ▼	-31	Juvenile	56.9%	53.3%
2023		GRAND TOTAL	569 100%	-3.1% ▼	-18	GRAND TOTAL	100%	100%

Filings by Division & Code

Division	Case Type Description	Code	Summary	Change	% Change	Absolute Change
Adult	Civil Support	VS	64	▲	+77.8%	+28
	Other	OT	55	▲	+12.2%	+6
	Misdemeanor	CM	51	▼	-26.1%	-18
	Show Cause	SC	43	▼	-18.9%	-10
	Felony	CF	23	▲	+43.8%	+7
	Family Abuse - Protective Order	FP	14	▼	-6.7%	-1
	Capias	CA	6	▲	+50.0%	+2
	Violation of Protective Order	PV	5	↔		-
	Non-Family Abuse Protective Order	AP	2	▲	+100.0%	+1
	Remand Support	RS	2	▲	-	+2
	Motion - Protective Order	MP	1	▼	-80.0%	-4
	Total		266	▲	5.1%	+13
Juvenile	Custody Visitation	CV	178	▼	-17.6%	-38
	Misdemeanor	DM	23	▼	-20.7%	-6
	Abuse and Neglect	AN	17	▲	+30.8%	+4
	Foster Care Review	FC	17	▲	+70.0%	+7
	Status	ST	14	↔		-
	Traffic	T	9	▼	-25.0%	-3
	Felony	DF	7	▲	-	+7
	Permanency Planning	PH	7	▲	+600.0%	+6
	Remand Custody	RC	7	▲	-	+7
	Motion - Protective Order	MP	4	▲	-	+4
	Truancy	TR	4	▼	-20.0%	-1
	Paternity	PT	3	▼	-40.0%	-2
	Temporary Detention Order	TD	3	↔		-
	Terminate Parental Rights	TP	3	▲	-	+3
	Child In Need of Services	CS	2	▲	+100.0%	+1
	Initial Foster Care	IF	1	▼	-80.0%	-4
	Non-Family Abuse Protective Order	AP	1	↔		-
	Relief of Custody	CR	1	▲	-	+1
	Show Cause	SC	1	▲		-
	Voluntary Continuing Services and Support Agree	VA	1	▲	-	+1
	Child at Risk	RI	0	▼	-100.0%	-8
	Emancipation	EP	0	▼	-100.0%	-1
	Emergency Custody Order	EC	0	▼	-100.0%	-3
	Mental Commitment	MC	0	▼	-100.0%	-4
	Other	OT	0	▼	-100.0%	-1
	Qualified Residential Treatment	QR	0	▼	-100.0%	-1
		Total		303	▼	-9.3%
GRAND TOTAL			569	▼	-3.1%	-18

Filings by Major Case Category**

Category	Summary	Change	% Change	Absolute Change
Adult Criminal	116	▲	-10.1%	-13
Child Dependency	47	▲	+23.7%	+9
Child in Need of Services/Supervision	7	▲	+16.7%	+1
Custody and Visitation	181	▼	-18.1%	-40
Delinquency	30	▲		0

* Compared to same time period as previous year
 4/11/2024 12:31:34PM

** Case Type Categories are defined in the 2017 Virginia Judicial Workload Assessment
 Source: SCV-SQL-Information

CPSS - JCMS CASELOAD STATISTICS OF THE JUVENILE & DOMESTIC RELATIONS DISTRICT COURTS
 January 2024 thru March 2024 Filings (Compared to January 2023 thru March 2023)

Juvenile Miscellaneous	14	▼	-6.7%	-1
Other	67	▲	+11.7%	+7
Protective Orders	22	▲		0
Support	76	▲	+40.7%	+22
Traffic	9	▼	-25.0%	-3
GRAND TOTAL	569	▼	-3.1%	-18

2024 Overall GRAND TOTAL	Distribution of Caseload	Change*	Percentage (%) of Caseload																								
500 +26 5.5% 	<table border="1"> <tr> <td>Adult</td> <td>228</td> <td>46%</td> <td>0.0%</td> <td>0</td> </tr> <tr> <td>Juvenile</td> <td>272</td> <td>54%</td> <td>10.6% ▲</td> <td>+26</td> </tr> <tr> <td>GRAND TOTAL</td> <td>500</td> <td>100%</td> <td>5.5% ▲</td> <td>+26</td> </tr> </table>	Adult	228	46%	0.0%	0	Juvenile	272	54%	10.6% ▲	+26	GRAND TOTAL	500	100%	5.5% ▲	+26		<table border="1"> <tr> <td>Adult</td> <td>2023: 48.1%</td> <td>2024: 45.6%</td> </tr> <tr> <td>Juvenile</td> <td>2023: 51.9%</td> <td>2024: 54.4%</td> </tr> <tr> <td>GRAND TOTAL</td> <td>100%</td> <td>100%</td> </tr> </table>	Adult	2023: 48.1%	2024: 45.6%	Juvenile	2023: 51.9%	2024: 54.4%	GRAND TOTAL	100%	100%
Adult	228	46%	0.0%	0																							
Juvenile	272	54%	10.6% ▲	+26																							
GRAND TOTAL	500	100%	5.5% ▲	+26																							
Adult	2023: 48.1%	2024: 45.6%																									
Juvenile	2023: 51.9%	2024: 54.4%																									
GRAND TOTAL	100%	100%																									

Filings by Division & Code

Division	Case Type Description	Code	Summary	Change	% Change	Absolute Change
Adult	Misdemeanor	CM	88	▲	+22.2%	+16
	Other	OT	37	▼	-35.1%	-20
	Civil Support	VS	26	↔		-
	Show Cause	SC	25	▲	-21.9%	-7
	Capias	CA	15	▲	+36.4%	+4
	Family Abuse - Protective Order	FP	15	▲	+7.1%	+1
	Felony	CF	9	▼	-10.0%	-1
	Remand Support	RS	8	▲	+100.0%	+4
	Motion - Protective Order	MP	2	▲	+100.0%	+1
	Violation of Protective Order	PV	2	▲	+100.0%	+1
	Protective Order	PC	1	▲	-	+1
		Total		228		0.0%
Juvenile	Custody Visitation	CV	121	▲	+8.0%	+9
	Status	ST	31	▲	+72.2%	+13
	Remand Custody	RC	17	▲	+240.0%	+12
	Remand Visitation	RV	17	▲	+240.0%	+12
	Foster Care Review	FC	14	↔		-
	Misdemeanor	DM	12	▼	-36.8%	-7
	Permanency Planning	PH	11	▼	-26.7%	-4
	Traffic	T	10	▼	-9.1%	-1
	Felony	DF	9	▲	+80.0%	+4
	Initial Foster Care	IF	7	▲	+75.0%	+3
	Paternity	PT	5	▼	-50.0%	-5
	Truancy	TR	5	▲	+66.7%	+2
	Abuse and Neglect	AN	4	▼	-42.9%	-3
	Voluntary Continuing Services and Support Agree	VA	3	↔		-
	Civil Violation	CI	2	▲	+100.0%	+1
	Terminate Parental Rights	TP	2	▼	-66.7%	-4
	Capias	CA	1	▲	-	+1
	Entrustment	ET	1	▲	-	+1
	Child In Need of Services	CS	0	▼	-100.0%	-1
	Family Abuse - Protective Order	FP	0	▼	-100.0%	-5
Other	OT	0	▼	-100.0%	-1	
Qualified Residential Treatment	QR	0	▼	-100.0%	-1	
	Total		272	▲	10.6%	+26
GRAND TOTAL			500	▲	5.5%	+26

Filings by Major Case Category**

Category	Summary	Change	% Change	Absolute Change
Adult Criminal	131	▲	+6.5%	+8
Child Dependency	42	▲	-16.0%	-8
Child in Need of Services/Supervision	5	▼	+25.0%	+1
Custody and Visitation	126	▼	+3.3%	+4
Delinquency	22	▲	-8.3%	-2
Juvenile Miscellaneous	31	▲	+72.2%	+13
New to Workload Study	2	▲	+100.0%	+1
Other	79	▲	+9.7%	+7
Protective Orders	17	▲	-15.0%	-3

* Compared to same time period as previous year
 4/11/2024 12:31:34PM

** Case Type Categories are defined in the 2017 Virginia Judicial Workload Assessment
 Source: SCV-SQL-Information

CPSS - JCMS CASELOAD STATISTICS OF THE JUVENILE & DOMESTIC RELATIONS DISTRICT COURTS
 January 2024 thru March 2024 Filings (Compared to January 2023 thru March 2023)

Support	35	▲	+20.7%	+6
Traffic	10	▼	-9.1%	-1
GRAND TOTAL	500	▲	5.5%	+26

* Compared to same time period as previous year
 4/11/2024 12:31:34PM

** Case Type Categories are defined in the 2017 Virginia Judicial Workload Assessment
 Source: SCV-SQL-Information

2024 Overall GRAND TOTAL		Distribution of Caseload		Change*		Percentage (%) of Caseload			
832 	+67 8.8%	Adult	437	53%	24.1% ▲	+85	Adult	46.0%	52.5%
		Juvenile	395	47%	-4.4% ▼	-18	Juvenile	54.0%	47.5%
		GRAND TOTAL	832	100%	8.8% ▲	+67	GRAND TOTAL	100%	100%

Filings by Division & Code

Division	Case Type Description	Code	Summary	Change	% Change	Absolute Change
Adult	Show Cause	SC	139	▲	+120.6%	+76
	Misdemeanor	CM	91	▲	+23.0%	+17
	Other	OT	71	▲	+10.9%	+7
	Civil Support	VS	59	▲	+40.5%	+17
	Capias	CA	32	▲	-25.6%	-11
	Felony	CF	20	▼	-31.0%	-9
	Family Abuse - Protective Order	FP	14	▼	-44.0%	-11
	Motion - Protective Order	MP	4	▲	+33.3%	+1
	Remand Support	RS	3	▼	-57.1%	-4
	Violation of Protective Order	PV	3	▲	+50.0%	+1
	Non-Family Abuse Protective Order	AP	1	▲	-	+1
	Total		437	▲	24.1%	+85
Juvenile	Custody Visitation	CV	177	▼	-25.0%	-59
	Misdemeanor	DM	70	▲	+191.7%	+46
	Status	ST	35	▼	-27.1%	-13
	Felony	DF	24	▲	+500.0%	+20
	Permanency Planning	PH	19	▲	+1,800.0%	+18
	Motion - Protective Order	MP	16	▲	+6.7%	+1
	Foster Care Review	FC	11	▲	+22.2%	+2
	Paternity	PT	11	▲	+10.0%	+1
	Traffic	T	9	▲	+12.5%	+1
	Remand Custody	RC	5	▼	-50.0%	-5
	Remand Visitation	RV	5	▼	-50.0%	-5
	Temporary Detention Order	TD	4	▲	-	+4
	Abuse and Neglect	AN	3	▼	-87.5%	-21
	Show Cause	SC	2	▲	-	+2
	Emergency Custody Order	EC	1	▲	-	+1
	Non-Family Abuse Protective Order	AP	1	▲	-	+1
	Relief of Custody	CR	1	▼	-66.7%	-2
	Truancy	TR	1	▼	-50.0%	-1
	Child In Need of Services	CS	0	▼	-100.0%	-1
	Entrustment	ET	0	▼	-100.0%	-2
	Initial Foster Care	IF	0	▼	-100.0%	-4
Mental Commitment	MC	0	▼	-100.0%	-1	
Qualified Residential Treatment	QR	0	▼	-100.0%	-1	
	Total		395	▼	-4.4%	-18
GRAND TOTAL			832	▲	8.8%	+67

Filings by Major Case Category**

Category	Summary	Change	% Change	Absolute Change
Adult Criminal	270	▲	+37.8%	+74
Child Dependency	34	▲	-22.7%	-10
Child in Need of Services/Supervision	1	▼	-66.7%	-2
Custody and Visitation	188	▼	-23.6%	-58
Delinquency	96	▲	+242.9%	+68
Juvenile Miscellaneous	35	▼	-27.1%	-13
Other	89	▲	-3.3%	-3
Protective Orders	36	▲	-16.3%	-7

* Compared to same time period as previous year
 4/11/2024 12:31:34PM

** Case Type Categories are defined in the 2017 Virginia Judicial Workload Assessment
 Source: SCV-SQL-Information

CPSS - JCMS CASELOAD STATISTICS OF THE JUVENILE & DOMESTIC RELATIONS DISTRICT COURTS
January 2024 thru March 2024 Filings (Compared to January 2023 thru March 2023)

Support	74	▲	+29.8%	+17
Traffic	9	▲	+12.5%	+1
GRAND TOTAL	832	▲	8.8%	+67

2024 Overall GRAND TOTAL		Distribution of Caseload		Change*		Percentage (%) of Caseload		
821	-1 -0.1%	Adult	452 55%	6.4% ▲	+27	Adult	2023 51.7%	2024 55.1%
2024		Juvenile	369 45%	-7.1% ▼	-28	Juvenile	48.3%	44.9%
2023		GRAND TOTAL	821 100%	-0.1% ▼	-1	GRAND TOTAL	100%	100%

Filings by Division & Code

Division	Case Type Description	Code	Summary	Change	% Change	Absolute Change
Adult	Misdemeanor	CM	124	▲	+11.7%	+13
	Other	OT	77	▼	-13.5%	-12
	Felony	CF	73	▲	+14.1%	+9
	Civil Support	VS	45	▲	+18.4%	+7
	Family Abuse - Protective Order	FP	36	▲	+20.0%	+6
	Show Cause	SC	32	▼	-28.9%	-13
	Capias	CA	27	▲	-18.2%	-6
	Violation of Protective Order	PV	22	▲	+1,000.0%	+20
	Motion - Protective Order	MP	10	▲	+11.1%	+1
	Remand Support	RS	3	↔	-	-
	Bond Forfeiture	BF	2	▲	-	+2
	Restricted License for Non-Support	SL	1	▲	-	+1
	Protective Order	PC	0	▼	-100.0%	-1
		Total		452	▲	6.4%
Juvenile	Custody Visitation	CV	207	▲	+4.5%	+9
	Permanency Planning	PH	25	▲	+13.6%	+3
	Status	ST	21	▲	+23.5%	+4
	Foster Care Review	FC	18	▲	+28.6%	+4
	Initial Foster Care	IF	14	▲	+40.0%	+4
	Abuse and Neglect	AN	12	▼	-7.7%	-1
	Paternity	PT	10	▲	+42.9%	+3
	Traffic	T	10	▼	-47.4%	-9
	Felony	DF	9	▼	-66.7%	-18
	Remand Visitation	RV	8	▼	-33.3%	-4
	Misdemeanor	DM	7	▼	-63.2%	-12
	Remand Custody	RC	6	▼	-45.5%	-5
	Truancy	TR	6	▲	+100.0%	+3
	Temporary Detention Order	TD	4	▲	+100.0%	+2
	Terminate Parental Rights	TP	4	▼	-60.0%	-6
	Voluntary Continuing Services and Support Agreen	VA	4	▲	+33.3%	+1
	Civil Violation	CI	2	▲	-	+2
	Emergency Custody Order	EC	2	▲	-	+2
	Non-Family Abuse Protective Order	AP	0	▼	-100.0%	-1
	Other	OT	0	▼	-100.0%	-1
	Qualified Residential Treatment	QR	0	▼	-100.0%	-5
Relief of Custody	CR	0	▼	-100.0%	-3	
	Total		369	▼	-7.1%	-28
GRAND TOTAL			821	▼	-0.1%	-1

Filings by Major Case Category**

Category	Summary	Change	% Change	Absolute Change
Adult Criminal	272	▲	+8.4%	+21
Child Dependency	77	▼	-3.8%	-3
Child in Need of Services/Supervision	6	▲	+100.0%	+3
Custody and Visitation	217	▲	+5.9%	+12
Delinquency	16	▼	-65.2%	-30
Juvenile Miscellaneous	21	▲	+23.5%	+4
New to Workload Study	2	▲	-	+2

* Compared to same time period as previous year
 4/11/2024 12:31:34PM

** Case Type Categories are defined in the 2017 Virginia Judicial Workload Assessment
 Source: SCV-SQL-Information

Other	100	▲	-15.3%	-18
Protective Orders	46	▼	+15.0%	+6
Support	54	▲	+25.6%	+11
Traffic	10	▼	-47.4%	-9
GRAND TOTAL	821	▼	-0.1%	-1

2024 Overall GRAND TOTAL		Distribution of Caseload		Change*		Percentage (%) of Caseload														
412 -63 -13.3% 		Adult	188	46%	-9.6%	▼	-20													
		Juvenile	224	54%	-16.1%	▼	-43													
		GRAND TOTAL	412	100%	-13.3%	▼	-63													
								<table border="1"> <thead> <tr> <th></th> <th>2023</th> <th>2024</th> </tr> </thead> <tbody> <tr> <td>Adult</td> <td>43.8%</td> <td>45.6%</td> </tr> <tr> <td>Juvenile</td> <td>56.2%</td> <td>54.4%</td> </tr> <tr> <td>GRAND TOTAL</td> <td>100%</td> <td>100%</td> </tr> </tbody> </table>		2023	2024	Adult	43.8%	45.6%	Juvenile	56.2%	54.4%	GRAND TOTAL	100%	100%
	2023	2024																		
Adult	43.8%	45.6%																		
Juvenile	56.2%	54.4%																		
GRAND TOTAL	100%	100%																		

Filings by Division & Code

Division	Case Type Description	Code	Summary	Change	% Change	Absolute Change
Adult	Other	OT	58	▲	+23.4%	+11
	Show Cause	SC	55	▲	+96.4%	+27
	Civil Support	VS	22	▲	+15.8%	+3
	Misdemeanor	CM	18	▼	-63.3%	-31
	Capias	CA	17	▼	-15.0%	-3
	Family Abuse - Protective Order	FP	10	▼	-37.5%	-6
	Felony	CF	5	▼	-72.2%	-13
	Motion - Protective Order	MP	2	▲	+100.0%	+1
	Restricted License for Non-Support	SL	1	↔		-
	Bond Forfeiture	BF	0	▼	-100.0%	-2
	Non-Family Abuse Protective Order	AP	0	▼	-100.0%	-3
	Remand Support	RS	0	▼	-100.0%	-4
		Total		188	▼	-9.6%
Juvenile	Custody Visitation	CV	110	▼	-28.1%	-43
	Child at Risk	RI	19	▲	+533.3%	+16
	Permanency Planning	PH	15	▼	-6.3%	-1
	Terminate Parental Rights	TP	13	▲	+550.0%	+11
	Truancy	TR	11	▼	-45.0%	-9
	Entrustment	ET	10	▲	-	+10
	Abuse and Neglect	AN	8	↔		-
	Misdemeanor	DM	7	▲	+600.0%	+6
	Initial Foster Care	IF	6	▼	-45.5%	-5
	Traffic	T	6	↔		-
	Foster Care Review	FC	5	▼	-73.7%	-14
	Child In Need of Services	CS	3	▲	+50.0%	+1
	Felony	DF	2	↔		-
	Paternity	PT	2	▲	+100.0%	+1
	Relief of Custody	CR	2	▲	+100.0%	+1
	Status	ST	2	▼	-66.7%	-4
	Civil Violation	CI	1	▲	-	+1
	Emancipation	EP	1	▲	-	+1
	Voluntary Continuing Services and Support Agree	VA	1	▲	-	+1
	Non-Family Abuse Protective Order	AP	0	▼	-100.0%	-5
	Remand Custody	RC	0	▼	-100.0%	-5
	Remand Visitation	RV	0	▼	-100.0%	-6
		Total		224	▼	-16.1%
	GRAND TOTAL		412	▼	-13.3%	-63

Filings by Major Case Category**

Category	Summary	Change	% Change	Absolute Change
Adult Criminal	89	▼	-19.1%	-21
Child Dependency	79	▲	+31.7%	+19
Child in Need of Services/Supervision	14	▲	-36.4%	-8
Custody and Visitation	112	▲	-27.3%	-42
Delinquency	9	▲	+200.0%	+6
Juvenile Miscellaneous	3	▲	-50.0%	-3
New to Workload Study	1	▲	-	+1
Other	58	▼	-6.5%	-4

* Compared to same time period as previous year
 4/11/2024 12:31:34PM

** Case Type Categories are defined in the 2017 Virginia Judicial Workload Assessment
 Source: SCV-SQL-Information

CPSS - JCMS CASELOAD STATISTICS OF THE JUVENILE & DOMESTIC RELATIONS DISTRICT COURTS
January 2024 thru March 2024 Filings (Compared to January 2023 thru March 2023)

Buchanan

District: 29 FIPS: 027

Protective Orders	12	▼	-52.0%	-13
Support	29	▲	+7.4%	+2
Traffic	6	↔		0
GRAND TOTAL	412	▼	-13.3%	-63

2024 Overall GRAND TOTAL		Distribution of Caseload		Change*		Percentage (%) of Caseload			
280	-44 -13.6%	Adult	109	39%	-26.4% ▼	-39	Adult	45.7%	38.9%
2024		Juvenile	171	61%	-2.8% ▼	-5	Juvenile	54.3%	61.1%
2023		GRAND TOTAL	280	100%	-13.6% ▼	-44	GRAND TOTAL	100%	100%

Filings by Division & Code

Division	Case Type Description	Code	Summary	Change	% Change	Absolute Change
Adult	Civil Support	VS	22	▼	-51.1%	-23
	Other	OT	22	▲	+4.8%	+1
	Misdemeanor	CM	20	▼	-25.9%	-7
	Show Cause	SC	18	▼	-14.3%	-3
	Capias	CA	15	▲	+150.0%	+9
	Family Abuse - Protective Order	FP	8	▼	-55.6%	-10
	Felony	CF	2	▼	-75.0%	-6
	Motion - Protective Order	MP	1	↔		-
	Remand Support	RS	1	↔		-
		Total		109	▼	-26.4%
Juvenile	Custody Visitation	CV	119	▲	+12.3%	+13
	Misdemeanor	DM	19	▲	+375.0%	+15
	Permanency Planning	PH	9	▼	-43.8%	-7
	Entrustment	ET	4	▼	-33.3%	-2
	Felony	DF	4	▲	+33.3%	+1
	Truancy	TR	4	▲	+100.0%	+2
	Foster Care Review	FC	2	▼	-50.0%	-2
	Initial Foster Care	IF	2	▼	-50.0%	-2
	Terminate Parental Rights	TP	2	▼	-50.0%	-2
	Voluntary Continuing Services and Support Agree	VA	2	▲	-	+2
	Motion - Protective Order	MP	1	▲	-	+1
	Paternity	PT	1	↔		-
	Show Cause	SC	1	▲		-
	Status	ST	1	▼	-75.0%	-3
	Abuse and Neglect	AN	0	▼	-100.0%	-3
	Child In Need of Services	CS	0	▼	-100.0%	-5
	Mental Commitment	MC	0	▼	-100.0%	-1
	Other	OT	0	▼	-100.0%	-1
	Qualified Residential Treatment	QR	0	▼	-100.0%	-1
	Remand Custody	RC	0	▼	-100.0%	-1
	Traffic	T	0	▼	-100.0%	-9
	Total		171	▼	-2.8%	-5
GRAND TOTAL			280	▼	-13.6%	-44

Filings by Major Case Category**

Category	Summary	Change	% Change	Absolute Change	
Adult Criminal	48	▲	-9.4%	-5	
Child Dependency	21	▲	-44.7%	-17	
Child in Need of Services/Supervision	4	▼	-50.0%	-4	
Custody and Visitation	120	▲	+12.1%	+13	
Delinquency	24	▲	+242.9%	+17	
Juvenile Miscellaneous	1	▼	-80.0%	-4	
Other	23	▼	-4.2%	-1	
Protective Orders	10	▲	-47.4%	-9	
Support	29	▼	-46.3%	-25	
Traffic	0	▼	-100.0%	-9	
GRAND TOTAL		280	▼	-13.6%	-44

* Compared to same time period as previous year
 4/11/2024 12:31:34PM

** Case Type Categories are defined in the 2017 Virginia Judicial Workload Assessment
 Source: SCV-SQL-Information

2024 Overall GRAND TOTAL		Distribution of Caseload		Change*		Percentage (%) of Caseload		
631	-121 -16.1%	Adult	321 51%	-35.2% ▼	-174	Adult	2023: 65.8%	2024: 50.9%
2024		Juvenile	310 49%	20.6% ▲	+53	Juvenile	34.2%	49.1%
2023		GRAND TOTAL	631 100%	-16.1% ▼	-121	GRAND TOTAL	100%	100%

Filings by Division & Code

Division	Case Type Description	Code	Summary	Change	% Change	Absolute Change	
Adult	Show Cause	SC	98	▼	-68.4%	-212	
	Misdemeanor	CM	76	▲	+72.7%	+32	
	Other	OT	38	▲	-7.3%	-3	
	Civil Support	VS	27	▼	-30.8%	-12	
	Felony	CF	23	▲	+283.3%	+17	
	Capias	CA	19	▲	+18.8%	+3	
	Family Abuse - Protective Order	FP	17	▼	-37.0%	-10	
	Motion - Protective Order	MP	8	▲	+100.0%	+4	
	Bond Forfeiture	BF	6	▲	+100.0%	+3	
	Remand Support	RS	5	↔		-	
	Violation of Protective Order	PV	3	▲	-	+3	
	Non-Family Abuse Protective Order	AP	1	▲	-	+1	
		Total		321	▼	-35.2%	-174
Juvenile	Custody Visitation	CV	127	▼	-13.6%	-20	
	Misdemeanor	DM	42	▲	+500.0%	+35	
	Permanency Planning	PH	26	▲	+62.5%	+10	
	Terminate Parental Rights	TP	22	▲	-	+22	
	Entrustment	ET	15	▲	+275.0%	+11	
	Traffic	T	12	▲	+500.0%	+10	
	Abuse and Neglect	AN	11	▲	+10.0%	+1	
	Remand Custody	RC	8	▲	+14.3%	+1	
	Remand Visitation	RV	8	▲	+14.3%	+1	
	Foster Care Review	FC	7	▼	-53.3%	-8	
	Initial Foster Care	IF	5	▼	-16.7%	-1	
	Motion - Protective Order	MP	4	▼	-20.0%	-1	
	Relief of Custody	CR	4	▲	+300.0%	+3	
	Felony	DF	3	↔		-	
	Truancy	TR	3	▼	-72.7%	-8	
	Child In Need of Services	CS	2	↔		-	
	Emergency Custody Order	EC	2	▲	-	+2	
	Other	OT	2	▲	+100.0%	+1	
	Paternity	PT	2	▼	-50.0%	-2	
	Temporary Detention Order	TD	2	↔		-	
	Mental Commitment	MC	1	▲	-	+1	
	Non-Family Abuse Protective Order	AP	1	↔		-	
	Show Cause	SC	1	▲	-50.0%	-1	
	Child at Risk	RI	0	▼	-100.0%	-1	
	Qualified Residential Treatment	QR	0	▼	-100.0%	-1	
	Voluntary Continuing Services and Support Agreem	VA	0	▼	-100.0%	-2	
		Total		310	▲	20.6%	+53
	GRAND TOTAL			631	▼	-16.1%	-121

Filings by Major Case Category**

Category	Summary	Change	% Change	Absolute Change
Adult Criminal	200	▲	-43.8%	-156
Child Dependency	90	▲	+60.7%	+34
Child in Need of Services/Supervision	5	▼	-66.7%	-10
Custody and Visitation	129	▼	-14.6%	-22
Delinquency	46	▲	+360.0%	+36

* Compared to same time period as previous year
 4/11/2024 12:31:34PM

** Case Type Categories are defined in the 2017 Virginia Judicial Workload Assessment
 Source: SCV-SQL-Information

CPSS - JCMS CASELOAD STATISTICS OF THE JUVENILE & DOMESTIC RELATIONS DISTRICT COURTS
 January 2024 thru March 2024 Filings (Compared to January 2023 thru March 2023)

Other	66	▲	+4.8%	+3
Protective Orders	31	▲	-16.2%	-6
Support	52	▼	-16.1%	-10
Traffic	12	▲	+500.0%	+10
GRAND TOTAL	631	▼	-16.1%	-121

2024 Overall GRAND TOTAL		Distribution of Caseload		Change*		Percentage (%) of Caseload		
743	-106 -12.5%	Adult	363 49%	-6.0% ▼	-23	Adult	45.5%	48.9%
2024		Juvenile	380 51%	-17.9% ▼	-83	Juvenile	54.5%	51.1%
2023		GRAND TOTAL	743 100%	-12.5% ▼	-106	GRAND TOTAL	100%	100%

Filings by Division & Code

Division	Case Type Description	Code	Summary	Change	% Change	Absolute Change
Adult	Other	OT	85	▲	+1.2%	+1
	Misdemeanor	CM	72	▼	-17.2%	-15
	Show Cause	SC	70	▲	+7.7%	+5
	Civil Support	VS	52	▼	-8.8%	-5
	Felony	CF	27	↔		-
	Family Abuse - Protective Order	FP	24	▼	-7.7%	-2
	Capias	CA	22	▼	-33.3%	-11
	Motion - Protective Order	MP	5	▲	+66.7%	+2
	Non-Family Abuse Protective Order	AP	3	▲	-	+3
	Remand Support	RS	2	▼	-50.0%	-2
	Restricted License for Non-Support	SL	1	▲	-	+1
	Total			363	▼	-6.0%
Juvenile	Custody Visitation	CV	231	▼	-10.1%	-26
	Motion - Protective Order	MP	25	▲	+8.7%	+2
	Abuse and Neglect	AN	16	▼	-52.9%	-18
	Misdemeanor	DM	14	▼	-41.7%	-10
	Status	ST	13	▲	+550.0%	+11
	Traffic	T	13	▼	-23.5%	-4
	Permanency Planning	PH	10	▼	-67.7%	-21
	Foster Care Review	FC	9	▲	+28.6%	+2
	Initial Foster Care	IF	9	▼	-10.0%	-1
	Remand Custody	RC	9	▲	+12.5%	+1
	Truancy	TR	8	▲	+60.0%	+3
	Child In Need of Services	CS	4	▲	+300.0%	+3
	Show Cause	SC	4	▲	-	+4
	Paternity	PT	3	▲	+50.0%	+1
	Relief of Custody	CR	3	▲	-	+3
	Child at Risk	RI	2	▲	-	+2
	Felony	DF	2	↔		-
	Other	OT	2	▼	-50.0%	-2
	Emergency Custody Order	EC	1	▼	-66.7%	-2
	Non-Family Abuse Protective Order	AP	1	▼	-80.0%	-4
	Temporary Detention Order	TD	1	▼	-83.3%	-5
	Entrustment	ET	0	▼	-100.0%	-5
	Mental Commitment	MC	0	▼	-100.0%	-2
	Protective Order	PC	0	▼	-100.0%	-1
	Qualified Residential Treatment	QR	0	▼	-100.0%	-1
	Terminate Parental Rights	TP	0	▼	-100.0%	-10
	Voluntary Continuing Services and Support Agreem	VA	0	▼	-100.0%	-3
	Total			380	▼	-17.9%
GRAND TOTAL			743	▼	-12.5%	-106

Filings by Major Case Category**

Category	Summary	Change	% Change	Absolute Change
Adult Criminal	166	▼	-15.7%	-31
Child Dependency	49	▲	-51.5%	-52
Child in Need of Services/Supervision	12	▲	+100.0%	+6
Custody and Visitation	234	▲	-9.7%	-25
Delinquency	20	▲	-25.9%	-7

* Compared to same time period as previous year
 4/11/2024 12:31:34PM

** Case Type Categories are defined in the 2017 Virginia Judicial Workload Assessment
 Source: SCV-SQL-Information

CPSS - JCMS CASELOAD STATISTICS OF THE JUVENILE & DOMESTIC RELATIONS DISTRICT COURTS
 January 2024 thru March 2024 Filings (Compared to January 2023 thru March 2023)

Juvenile Miscellaneous	13	▲	+550.0%	+11
Other	100	▼	-9.9%	-11
Protective Orders	58	▲	+1.8%	+1
Support	78	▲	+8.3%	+6
Traffic	13	▼	-23.5%	-4
GRAND TOTAL	743	▼	-12.5%	-106

2024 Overall GRAND TOTAL		Distribution of Caseload		Change*		Percentage (%) of Caseload			
337	-118 -25.9%	Adult	133 39%	-36.4%	▼	-76	Adult	45.9%	39.5%
2024		Juvenile	204 61%	-17.1%	▼	-42	Juvenile	54.1%	60.5%
2023		GRAND TOTAL	337 100%	-25.9%	▼	-118	GRAND TOTAL	100%	100%

Filings by Division & Code

Division	Case Type Description	Code	Summary	Change	% Change	Absolute Change
Adult	Other	OT	32	▼	-36.0%	-18
	Show Cause	SC	29	▼	-37.0%	-17
	Misdemeanor	CM	28	▼	-17.6%	-6
	Civil Support	VS	15	▼	-51.6%	-16
	Family Abuse - Protective Order	FP	14	▼	-39.1%	-9
	Capias	CA	10	▼	-16.7%	-2
	Felony	CF	2	↔		-
	Motion - Protective Order	MP	2	▼	-50.0%	-2
	Restricted License for Non-Support	SL	1	↔		-
	Bond Forfeiture	BF	0	▼	-100.0%	-1
	Non-Family Abuse Protective Order	AP	0	▼	-100.0%	-2
	Remand Support	RS	0	▼	-100.0%	-3
		Total		133	▼	-36.4%
Juvenile	Custody Visitation	CV	60	▼	-52.8%	-67
	Abuse and Neglect	AN	27	▲	+22.7%	+5
	Foster Care Review	FC	26	▲	+116.7%	+14
	Traffic	T	24	▲	+166.7%	+15
	Permanency Planning	PH	17	▼	-19.0%	-4
	Misdemeanor	DM	16	▲	+220.0%	+11
	Truancy	TR	11	▼	-15.4%	-2
	Terminate Parental Rights	TP	8	▼	-33.3%	-4
	Initial Foster Care	IF	4	▲	+33.3%	+1
	Non-Family Abuse Protective Order	AP	3	▲	+200.0%	+2
	Relief of Custody	CR	3	▲	-	+3
	Paternity	PT	2	▲	+100.0%	+1
	Child In Need of Services	CS	1	↔		-
	Felony	DF	1	▼	-50.0%	-1
	Show Cause	SC	1	▼	-66.7%	-2
	Other	OT	0	▼	-100.0%	-1
	Qualified Residential Treatment	QR	0	▼	-100.0%	-1
	Remand Custody	RC	0	▼	-100.0%	-4
	Remand Visitation	RV	0	▼	-100.0%	-4
	Status	ST	0	▼	-100.0%	-4
	Total		204	▼	-17.1%	-42
GRAND TOTAL			337	▼	-25.9%	-118

Filings by Major Case Category**

Category	Summary	Change	% Change	Absolute Change
Adult Criminal	54	▼	-29.9%	-23
Child Dependency	85	▲	+19.7%	+14
Child in Need of Services/Supervision	12	▼	-14.3%	-2
Custody and Visitation	62	▲	-51.6%	-66
Delinquency	18	▲	+80.0%	+8
Juvenile Miscellaneous	0	▼	-100.0%	-4
Other	32	▼	-48.4%	-30
Protective Orders	19	▲	-36.7%	-11
Support	31	▼	-38.0%	-19
Traffic	24	▲	+166.7%	+15

* Compared to same time period as previous year
 4/11/2024 12:31:34PM

** Case Type Categories are defined in the 2017 Virginia Judicial Workload Assessment
 Source: SCV-SQL-Information

GRAND TOTAL

337



-25.9%

-118

2024 Overall GRAND TOTAL		Distribution of Caseload		Change*		Percentage (%) of Caseload			
415 	+32 8.4%	Adult	149	36%	-5.1% ▼	-8	Adult	41.0%	35.9%
		Juvenile	266	64%	17.7% ▲	+40	Juvenile	59.0%	64.1%
		GRAND TOTAL	415	100%	8.4% ▲	+32	GRAND TOTAL	100%	100%

Filings by Division & Code

Division	Case Type Description	Code	Summary	Change	% Change	Absolute Change	
Adult	Other	OT	40	▲	+66.7%	+16	
	Misdemeanor	CM	38	▼	-32.1%	-18	
	Civil Support	VS	22	▲	+340.0%	+17	
	Felony	CF	15	▼	-6.3%	-1	
	Show Cause	SC	11	▼	-42.1%	-8	
	Capias	CA	9	▼	-47.1%	-8	
	Family Abuse - Protective Order	FP	8	▼	-38.5%	-5	
	Remand Support	RS	3	▲	+50.0%	+1	
	Motion - Protective Order	MP	2	▼	-33.3%	-1	
	Non-Family Abuse Protective Order	AP	1	▼	-50.0%	-1	
	Total		149	▼	-5.1%	-8	
Juvenile	Misdemeanor	DM	106	▲	+404.8%	+85	
	Custody Visitation	CV	75	▼	-12.8%	-11	
	Traffic	T	18	▼	-51.4%	-19	
	Foster Care Review	FC	12	▲	+50.0%	+4	
	Truancy	TR	10	▼	-9.1%	-1	
	Permanency Planning	PH	7	▼	-36.4%	-4	
	Terminate Parental Rights	TP	6	↔	-	-	
	Abuse and Neglect	AN	5	▼	-44.4%	-4	
	Remand Custody	RC	5	▲	+25.0%	+1	
	Remand Visitation	RV	5	▲	+25.0%	+1	
	Child In Need of Services	CS	4	▼	-33.3%	-2	
	Felony	DF	3	▼	-62.5%	-5	
	Capias	CA	2	▲	+100.0%	+1	
	Initial Foster Care	IF	2	▼	-60.0%	-3	
	Non-Family Abuse Protective Order	AP	2	▲	+100.0%	+1	
	Civil Violation	CI	1	↔	-	-	
	Paternity	PT	1	↔	-	-	
	Show Cause	SC	1	▲	-	+1	
	Voluntary Continuing Services and Support Agreem	VA	1	↔	-	-	
	Emergency Custody Order	EC	0	▼	-100.0%	-1	
	Status	ST	0	▼	-100.0%	-4	
		Total		266	▲	17.7%	+40
	GRAND TOTAL			415	▲	8.4%	+32

Filings by Major Case Category**

Category	Summary	Change	% Change	Absolute Change
Adult Criminal	68	▼	-28.4%	-27
Child Dependency	33	▼	-17.5%	-7
Child in Need of Services/Supervision	14	▼	-17.6%	-3
Custody and Visitation	77	▲	-11.5%	-10
Delinquency	111	▲	+270.0%	+81
Juvenile Miscellaneous	0	▼	-100.0%	-4
New to Workload Study	1	↔	-	0
Other	53	▲	+51.4%	+18
Protective Orders	13	▼	-31.6%	-6
Support	27	▲	+50.0%	+9

* Compared to same time period as previous year
 4/11/2024 12:31:34PM

** Case Type Categories are defined in the 2017 Virginia Judicial Workload Assessment
 Source: SCV-SQL-Information

CPSS - JCMS CASELOAD STATISTICS OF THE JUVENILE & DOMESTIC RELATIONS DISTRICT COURTS
January 2024 thru March 2024 Filings (Compared to January 2023 thru March 2023)

Scott

District: 30 FIPS: 169

Traffic		18	▼	-51.4%	-19
	GRAND TOTAL	415	▲	8.4%	+32

2024 Overall GRAND TOTAL		Distribution of Caseload		Change*		Percentage (%) of Caseload		
931	-6 -0.6%	Adult	447 48%	-3.0% ▼	-14	Adult	49.2%	48.0%
2024		Juvenile	484 52%	1.7% ▲	+8	Juvenile	50.8%	52.0%
2023		GRAND TOTAL	931 100%	-0.6% ▼	-6	GRAND TOTAL	100%	100%

Filings by Division & Code

Division	Case Type Description	Code	Summary	Change	% Change	Absolute Change
Adult	Other	OT	106	▲	+14.0%	+13
	Misdemeanor	CM	96	▼	-28.4%	-38
	Felony	CF	65	▲	+97.0%	+32
	Family Abuse - Protective Order	FP	56	▲	+69.7%	+23
	Civil Support	VS	48	▼	-31.4%	-22
	Show Cause	SC	46	▼	-14.8%	-8
	Capias	CA	16	▼	-36.0%	-9
	Motion - Protective Order	MP	7	▼	-22.2%	-2
	Non-Family Abuse Protective Order	AP	7	▼	-22.2%	-2
	Remand Support	RS	0	▼	-100.0%	-1
	Total		447	▼	-3.0%	-14
Juvenile	Custody Visitation	CV	306	▲	+6.3%	+18
	Misdemeanor	DM	37	▼	-19.6%	-9
	Terminate Parental Rights	TP	20	▲	+81.8%	+9
	Permanency Planning	PH	19	▼	-9.5%	-2
	Foster Care Review	FC	18	▲	+5.9%	+1
	Truancy	TR	17	▲	+21.4%	+3
	Abuse and Neglect	AN	16	▼	-30.4%	-7
	Initial Foster Care	IF	9	▲	+350.0%	+7
	Traffic	T	9	▲	+80.0%	+4
	Child at Risk	RI	7	▼	-36.4%	-4
	Felony	DF	7	▲	+75.0%	+3
	Child In Need of Services	CS	4	▲	+100.0%	+2
	Non-Family Abuse Protective Order	AP	4	▼	-33.3%	-2
	Status	ST	4	▼	-77.8%	-14
	Show Cause	SC	3	▲	-	+3
	Relief of Custody	CR	2	▲	-	+2
	Capias	CA	1	▲	-	+1
	Remand Visitation	RV	1	▲	-	+1
	Emancipation	EP	0	▼	-100.0%	-1
	Entrustment	ET	0	▼	-100.0%	-4
Voluntary Continuing Services and Support Agree	VA	0	▼	-100.0%	-3	
	Total		484	▲	1.7%	+8
GRAND TOTAL			931	▼	-0.6%	-6

Filings by Major Case Category**

Category	Summary	Change	% Change	Absolute Change
Adult Criminal	209	▲	-9.5%	-22
Child Dependency	91	▲	-1.1%	-1
Child in Need of Services/Supervision	21	▲	+31.3%	+5
Custody and Visitation	306	▲	+6.3%	+18
Delinquency	48	▲	-4.0%	-2
Juvenile Miscellaneous	4	▼	-78.9%	-15
Other	107	▲	+13.8%	+13
Protective Orders	74	▼	+29.8%	+17
Support	62	▼	-27.1%	-23
Traffic	9	▲	+80.0%	+4

* Compared to same time period as previous year
 4/11/2024 12:31:34PM

** Case Type Categories are defined in the 2017 Virginia Judicial Workload Assessment
 Source: SCV-SQL-Information

GRAND TOTAL

931



-0.6%

-6

2024 Overall GRAND TOTAL		Distribution of Caseload			Change*		Percentage (%) of Caseload		
4,708	+187 4.1%	Adult	2,527	54%	6.4% ▲	+153	Adult	2023 52.5%	2024 53.7%
2024		Juvenile	2,181	46%	1.6% ▲	+34	Juvenile	47.5%	46.3%
2023		GRAND TOTAL	4,708	100%	4.1% ▲	+187	GRAND TOTAL	100%	100%

Filings by Division & Code

Division	Case Type Description	Code	Summary	Change	% Change	Absolute Change	
Adult	Misdemeanor	CM	734	▲	+19.9%	+122	
	Other	OT	455	▲	-3.4%	-16	
	Civil Support	VS	410	▲	+5.4%	+21	
	Show Cause	SC	328	▲	+1.9%	+6	
	Felony	CF	190	▼	-6.9%	-14	
	Capias	CA	181	▼	+13.1%	+21	
	Family Abuse - Protective Order	FP	163	▲	+4.5%	+7	
	Non-Family Abuse Protective Order	AP	20	▲	+185.7%	+13	
	Remand Support	RS	17	▲	+13.3%	+2	
	Motion - Protective Order	MP	15	▼	-34.8%	-8	
	Protective Order	PC	7	▲	-	+7	
	Violation of Protective Order	PV	5	▼	-50.0%	-5	
	Restricted License for Non-Support	SL	2	▲	+100.0%	+1	
	Bond Forfeiture	BF	0	▼	-100.0%	-2	
	Criminal Support	CS	0	▼	-100.0%	-2	
	Total		2,527	▲	6.4%	+153	
Juvenile	Custody Visitation	CV	1,050	▼	-8.1%	-93	
	Misdemeanor	DM	421	▲	+14.1%	+52	
	Traffic	T	235	▲	+17.5%	+35	
	Felony	DF	106	▼	-13.1%	-16	
	Non-Family Abuse Protective Order	AP	44	▲	+528.6%	+37	
	Status	ST	43	▲	+95.5%	+21	
	Motion - Protective Order	MP	41	▲	+13.9%	+5	
	Truancy	TR	41	▲	+7.9%	+3	
	Remand Custody	RC	27	▲	+42.1%	+8	
	Remand Visitation	RV	26	▲	+36.8%	+7	
	Permanency Planning	PH	25	▼	-13.8%	-4	
	Abuse and Neglect	AN	23	▼	-23.3%	-7	
	Foster Care Review	FC	20	▲	+5.3%	+1	
	Terminate Parental Rights	TP	19	▼	-26.9%	-7	
	Paternity	PT	17	▼	-22.7%	-5	
	Child In Need of Services	CS	13	▼	-23.5%	-4	
	Initial Foster Care	IF	9	↔	-	-	
	Family Abuse - Protective Order	FP	4	▲	+100.0%	+2	
	Show Cause	SC	4	▲	-	+4	
	Voluntary Continuing Services and Support Agree	VA	4	▲	+33.3%	+1	
	Mental Commitment	MC	2	▼	-60.0%	-3	
	Other	OT	2	▲	+100.0%	+1	
	Temporary Detention Order	TD	2	▼	-60.0%	-3	
	Violation Family Abuse Protective Order	PS	2	▲	-	+2	
	Juvenile Support	JS	1	▲	-	+1	
	Capias	CA	0	▼	-100.0%	-1	
	Civil Violation	CI	0	▼	-100.0%	-1	
	Qualified Residential Treatment	QR	0	▼	-100.0%	-2	
		Total		2,181	▲	1.6%	+34
	GRAND TOTAL			4,708	▲	4.1%	+187

* Compared to same time period as previous year
 4/11/2024 12:31:34PM

** Case Type Categories are defined in the 2017 Virginia Judicial Workload Assessment
 Source: SCV-SQL-Information

Filings by Major Case Category**

Category	Summary	Change	% Change	Absolute Change
Adult Criminal	1,351	▲	+10.8%	+132
Child Dependency	100	▼	-15.3%	-18
Child in Need of Services/Supervision	58	▲	+5.5%	+3
Custody and Visitation	1,067	▼	-8.4%	-98
Delinquency	529	▲	+7.5%	+37
Juvenile Miscellaneous	43	▲	+95.5%	+21
New to Workload Study	0	▼	-100.0%	-1
Other	531	▲	-0.7%	-4
Protective Orders	287	▲	+24.2%	+56
Support	507	▲	+5.0%	+24
Traffic	235	▲	+17.5%	+35
GRAND TOTAL	4,708	▲	4.1%	+187

* Compared to same time period as previous year
 4/11/2024 12:31:34PM

** Case Type Categories are defined in the 2017 Virginia Judicial Workload Assessment
 Source: SCV-SQL-Information

2024 Overall GRAND TOTAL		Distribution of Caseload			Change*		Percentage (%) of Caseload		
414 	+26 6.7%	Adult	177	43%	-18.1% ▼	-39	Adult	55.7%	42.8%
		Juvenile	237	57%	37.8% ▲	+65	Juvenile	44.3%	57.2%
		GRAND TOTAL	414	100%	6.7% ▲	+26	GRAND TOTAL	100%	100%

Filings by Division & Code

Division	Case Type Description	Code	Summary	Change	% Change	Absolute Change
Adult	Misdemeanor	CM	58	▲	+1.8%	+1
	Show Cause	SC	35	▲	-5.4%	-2
	Other	OT	27	▼	-38.6%	-17
	Civil Support	VS	26	▼	-21.2%	-7
	Family Abuse - Protective Order	FP	14	▼	-26.3%	-5
	Capias	CA	8	▼	-57.9%	-11
	Felony	CF	6	▲	+50.0%	+2
	Remand Support	RS	2	▲	-	+2
	Non-Family Abuse Protective Order	AP	1	▼	-50.0%	-1
	Motion - Protective Order	MP	0	▼	-100.0%	-1
		Total		177	▼	-18.1%
Juvenile	Custody Visitation	CV	135	▲	+68.8%	+55
	Misdemeanor	DM	21	▼	-16.0%	-4
	Felony	DF	15	▲	-	+15
	Traffic	T	15	▲	+25.0%	+3
	Truancy	TR	8	▲	-	+8
	Remand Visitation	RV	6	▲	+100.0%	+3
	Other	OT	5	▲	+400.0%	+4
	Remand Custody	RC	5	▲	+66.7%	+2
	Foster Care Review	FC	4	▲	-	+4
	Permanency Planning	PH	4	▲	-	+4
	Status	ST	4	▼	-85.2%	-23
	Abuse and Neglect	AN	3	↔	-	-
	Initial Foster Care	IF	3	▲	+50.0%	+1
	Paternity	PT	3	↔	-	-
	Emergency Custody Order	EC	2	▲	-	+2
	Terminate Parental Rights	TP	2	▲	+100.0%	+1
	Non-Family Abuse Protective Order	AP	1	▼	-66.7%	-2
	Temporary Detention Order	TD	1	▼	-75.0%	-3
	Child In Need of Services	CS	0	▼	-100.0%	-1
	Emancipation	EP	0	▼	-100.0%	-1
	Show Cause	SC	0	▼	-100.0%	-1
Special Immigrant Juvenile Status	SI	0	▼	-100.0%	-1	
Voluntary Continuing Services and Support Agreen	VA	0	▼	-100.0%	-1	
	Total		237	▲	37.8%	+65
GRAND TOTAL			414	▲	6.7%	+26

Filings by Major Case Category**

Category	Summary	Change	% Change	Absolute Change
Adult Criminal	88	▼	-20.7%	-23
Child Dependency	16	▲	+128.6%	+9
Child in Need of Services/Supervision	8	▲	+700.0%	+7
Custody and Visitation	138	▲	+66.3%	+55
Delinquency	36	▲	+38.5%	+10
Juvenile Miscellaneous	4	▼	-85.7%	-24
New to Workload Study	0	▼	-100.0%	-1
Other	48	▲	-12.7%	-7
Protective Orders	16	▼	-36.0%	-9

* Compared to same time period as previous year
 4/11/2024 12:31:34PM

** Case Type Categories are defined in the 2017 Virginia Judicial Workload Assessment
 Source: SCV-SQL-Information

CPSS - JCMS CASELOAD STATISTICS OF THE JUVENILE & DOMESTIC RELATIONS DISTRICT COURTS
 January 2024 thru March 2024 Filings (Compared to January 2023 thru March 2023)

Support	45	▲	+15.4%	+6
Traffic	15	▲	+25.0%	+3
GRAND TOTAL	414	▲	6.7%	+26

2024 Overall GRAND TOTAL		Distribution of Caseload			Change*		Percentage (%) of Caseload		
192 +84 77.8% 		Adult	98	51%	75.0% ▲	+42	Adult	2023 51.9%	2024 51.0%
		Juvenile	94	49%	80.8% ▲	+42	Juvenile	48.1%	49.0%
		GRAND TOTAL	192	100%	77.8% ▲	+84	GRAND TOTAL	100%	100%

Filings by Division & Code

Division	Case Type Description	Code	Summary	Change	% Change	Absolute Change
Adult	Misdemeanor	CM	30	▲	+100.0%	+15
	Other	OT	18	▲	+12.5%	+2
	Felony	CF	17	▲	+325.0%	+13
	Civil Support	VS	11	▲	+10.0%	+1
	Show Cause	SC	10	▲	+150.0%	+6
	Family Abuse - Protective Order	FP	9	▲	+200.0%	+6
	Capias	CA	2	▼	-33.3%	-1
	Motion - Protective Order	MP	1	▲	-	+1
	Non-Family Abuse Protective Order	AP	0	▼	-100.0%	-1
		Total		98	▲	75.0%
Juvenile	Custody Visitation	CV	35	▲	+66.7%	+14
	Misdemeanor	DM	30	▲	+130.8%	+17
	Abuse and Neglect	AN	10	▲	-	+10
	Traffic	T	10	▲	+100.0%	+5
	Felony	DF	3	▲	-	+3
	Truancy	TR	3	▲	-	+3
	Child In Need of Services	CS	1	▲	-	+1
	Mental Commitment	MC	1	▲	-	+1
	Temporary Detention Order	TD	1	↔	-	-
	Family Abuse - Protective Order	FP	0	▼	-100.0%	-1
	Foster Care Review	FC	0	▼	-100.0%	-3
	Initial Foster Care	IF	0	▼	-100.0%	-2
	Other	OT	0	▼	-100.0%	-1
	Paternity	PT	0	▼	-100.0%	-2
	Remand Custody	RC	0	▼	-100.0%	-1
	Remand Visitation	RV	0	▼	-100.0%	-1
	Status	ST	0	▼	-100.0%	-1
		Total		94	▲	80.8%
GRAND TOTAL			192	▲	77.8%	+84

Filings by Major Case Category**

Category	Summary	Change	% Change	Absolute Change
Adult Criminal	56	▲	+115.4%	+30
Child Dependency	10	▲	+100.0%	+5
Child in Need of Services/Supervision	4	▲	-	+4
Custody and Visitation	35	▼	+52.2%	+12
Delinquency	33	▲	+153.8%	+20
Juvenile Miscellaneous	0	▼	-100.0%	-1
Other	20	▲	-	0
Protective Orders	10	▲	+100.0%	+5
Support	14	▲	+40.0%	+4
Traffic	10	▲	+100.0%	+5
GRAND TOTAL	192	▲	77.8%	+84

* Compared to same time period as previous year
 4/11/2024 12:31:34PM

** Case Type Categories are defined in the 2017 Virginia Judicial Workload Assessment
 Source: SCV-SQL-Information