




2024 Overall GRAND TOTAL		Distribution of Caseload			Change*		Percentage (%) of Caseload		
255,206	-335 -0.1%	Adult	130,965	51%	1.4% ▲	+1,853	Adult	50.5%	51.3%
2024 		Juvenile	124,241	49%	-1.7% ▼	-2,188	Juvenile	49.5%	48.7%
2023 		GRAND TOTAL	255,206	100%	-0.1% ▼	-335	GRAND TOTAL	100%	100%

Filings by Division & Code

Division	Case Type Description	Code	Summary	Change	% Change	Absolute Change
Adult	Misdemeanor	CM	29,529	▲	+0.5%	+155
	Civil Support	VS	24,083	▲	+1.0%	+231
	Other	OT	22,903	▼	-4.2%	-1,009
	Show Cause	SC	22,647	▲	+11.2%	+2,272
	Family Abuse - Protective Order	FP	9,949	▲	+1.1%	+113
	Felony	CF	9,698	▲	+6.9%	+627
	Capias	CA	7,045	▼	-7.2%	-548
	Remand Support	RS	2,067	▲	+10.1%	+189
	Motion - Protective Order	MP	1,314	▼	-5.1%	-71
	Non-Family Abuse Protective Order	AP	805	▼	-8.2%	-72
	Violation of Protective Order	PV	581	▼	-8.6%	-55
	Protective Order	PC	120	▲	+9.1%	+10
	Restricted License for Non-Support	SL	93	▼	-6.1%	-6
	Bond Forfeiture	BF	54	▼	-10.0%	-6
	Violation Family Abuse Protective Order	PS	53	▲	+51.4%	+18
	Criminal Support	CS	13	↔		-
	Emergency Custody Order	EC	7	▲	-	+7
	Return of Desposit (Bondsman)	RD	2	▲	-	+2
	Emergency Substantial Risk Order	SR	1	▼	-75.0%	-3
	Mental Commitment	MC	1	↔		-
Temporary Detention Order	TD	0	▼	-100.0%	-1	
	Total		130,965	▲	1.4%	+1,853
Juvenile	Custody Visitation	CV	68,101	▼	-4.5%	-3,182
	Misdemeanor	DM	13,270	▲	+5.8%	+725
	Traffic	T	6,165	▼	-4.5%	-290
	Felony	DF	4,451	▼	-8.0%	-386
	Status	ST	3,249	▼	-12.3%	-457
	Abuse and Neglect	AN	3,013	▼	-2.1%	-64
	Remand Custody	RC	2,842	▲	+3.4%	+93
	Remand Visitation	RV	2,601	▲	+9.2%	+220
	Permanency Planning	PH	2,549	▲	+8.9%	+208
	Foster Care Review	FC	2,330	▲	+5.4%	+120
	Paternity	PT	2,163	▲	+0.7%	+14
	Truancy	TR	1,945	▲	+4.9%	+90
	Initial Foster Care	IF	1,347	▲	+10.9%	+132
	Motion - Protective Order	MP	1,202	▲	+15.6%	+162
	Terminate Parental Rights	TP	1,171	▲	+10.3%	+109
	Non-Family Abuse Protective Order	AP	1,018	▲	+11.0%	+101
	Show Cause	SC	954	▲	+3.0%	+28
	Special Immigrant Juvenile Status	SI	866	▲	+60.7%	+327
	Temporary Detention Order	TD	862	▼	-14.8%	-150
	Child In Need of Services	CS	859	▲	+0.2%	+2
	Civil Violation	CI	570	▲	+12.6%	+64
	Mental Commitment	MC	538	▼	-10.9%	-66
	Other	OT	389	▲	+11.8%	+41
	Voluntary Continuing Services and Support Agree	VA	381	▲	+21.0%	+66
	Emergency Custody Order	EC	369	▼	-22.6%	-108
	Entrustment	ET	236	▲	+50.3%	+79
	Relief of Custody	CR	231	▲	+6.9%	+15
	Capias	CA	217	▼	+9.0%	+18
	Child at Risk	RI	175	▲	+14.4%	+22
	Family Abuse - Protective Order	FP	114	▲	+25.3%	+23
	Emancipation	EP	30	▼	-16.7%	-6




* Compared to same time period as previous year

** Case Type Categories are defined in the 2017 Virginia Judicial Workload Assessment

			Summary	Change	% Change	Absolute Change
Juvenile	Restoration of Parental Rights	RR	9	▲	+350.0%	+7
	Juvenile Support	JS	8	▼	-11.1%	-1
	Violation Family Abuse Protective Order	PS	8	▲	+300.0%	+6
	Protective Order	PC	3	▼	-25.0%	-1
	Qualified Residential Treatment	QR	2	▼	-98.7%	-147
	Restricted Operators License	RL	2	↔		-
	Violation of Protective Order	PV	1	▼	-66.7%	-2
	Total		124,241	▼	-1.7%	-2,188
GRAND TOTAL			255,206	▼	-0.1%	-335

Filings by Major Case Category**

Category			Summary	Change	% Change	Absolute Change
Adult Criminal			60,613	▲	+1.1%	+687
Child Dependency			11,435	▲	+5.0%	+540
Child in Need of Services/Supervision			2,913	▲	+3.7%	+103
Custody and Visitation			70,275	▼	-4.3%	-3,170
Delinquency			18,784	▲	+2.1%	+379
Juvenile Miscellaneous			3,288	▲	-12.2%	-456
New to Workload Study			1,437	▼	+37.0%	+388
Other			32,581	▲	-2.3%	-782
Protective Orders			14,402	▲	+1.8%	+256
Support			33,311	▲	+6.4%	+2,010
Traffic			6,167	▼	-4.5%	-290
GRAND TOTAL			255,206	▼	-0.1%	-335

2024 Overall GRAND TOTAL		Distribution of Caseload		Change*		Percentage (%) of Caseload			
8,923	-472 -5.0%	Adult	4,985	56%	2.3% ▲	+114	Adult	51.8%	55.9%
2024 		Juvenile	3,938	44%	-13.0% ▼	-586	Juvenile	48.2%	44.1%
2023 		GRAND TOTAL	8,923	100%	-5.0% ▼	-472	GRAND TOTAL	100%	100%

Filings by Division & Code

Division	Case Type Description	Code	Summary	Change	% Change	Absolute Change	
Adult	Misdemeanor	CM	1,172	▲	+5.6%	+62	
	Show Cause	SC	925	▼	-3.7%	-36	
	Civil Support	VS	841	▼	-11.9%	-114	
	Other	OT	755	▲	+20.2%	+127	
	Remand Support	RS	341	▲	+36.9%	+92	
	Family Abuse - Protective Order	FP	292	▼	-4.9%	-15	
	Felony	CF	247	▼	-19.5%	-60	
	Capias	CA	226	▲	+2.3%	+5	
	Non-Family Abuse Protective Order	AP	112	▲	+55.6%	+40	
	Motion - Protective Order	MP	43	▼	-4.4%	-2	
	Violation Family Abuse Protective Order	PS	18	▲	-	+18	
	Violation of Protective Order	PV	10	▼	-33.3%	-5	
	Restricted License for Non-Support	SL	3	▲	-	+3	
	Protective Order	PC	0	▼	-100.0%	-1	
	Total		4,985	▲	2.3%	+114	
Juvenile	Custody Visitation	CV	2,685	▼	-16.6%	-533	
	Remand Custody	RC	242	▲	+1.7%	+4	
	Misdemeanor	DM	231	↔	-	-	
	Felony	DF	161	▼	-13.0%	-24	
	Remand Visitation	RV	139	▼	-5.4%	-8	
	Truancy	TR	87	▲	+31.8%	+21	
	Traffic	T	76	▲	+40.7%	+22	
	Non-Family Abuse Protective Order	AP	62	▼	-15.1%	-11	
	Paternity	PT	55	▼	-30.4%	-24	
	Other	OT	35	▲	+84.2%	+16	
	Show Cause	SC	22	▼	-18.5%	-5	
	Foster Care Review	FC	20	▲	+25.0%	+4	
	Abuse and Neglect	AN	19	▲	+72.7%	+8	
	Permanency Planning	PH	17	▼	-43.3%	-13	
	Status	ST	15	▲	+87.5%	+7	
	Child In Need of Services	CS	9	▼	-18.2%	-2	
	Mental Commitment	MC	9	▼	-25.0%	-3	
	Motion - Protective Order	MP	9	▲	+12.5%	+1	
	Relief of Custody	CR	9	▲	+125.0%	+5	
	Temporary Detention Order	TD	8	▼	-55.6%	-10	
	Emergency Custody Order	EC	6	▼	-75.0%	-18	
	Special Immigrant Juvenile Status	SI	5	▲	+66.7%	+2	
	Initial Foster Care	IF	4	▼	-69.2%	-9	
	Terminate Parental Rights	TP	4	▼	-75.0%	-12	
	Civil Violation	CI	3	▼	-50.0%	-3	
	Voluntary Continuing Services and Support Agree	VA	3	▲	+50.0%	+1	
	Entrustment	ET	2	▲	-	+2	
	Violation Family Abuse Protective Order	PS	1	▲	-	+1	
	Capias	CA	0	▼	-100.0%	-1	
	Family Abuse - Protective Order	FP	0	▼	-100.0%	-4	
		Total		3,938	▼	-13.0%	-586
		GRAND TOTAL		8,923	▼	-5.0%	-472

Filings by Major Case Category**

Category	Summary	Change	% Change	Absolute Change
Adult Criminal	2,337	▲	-0.6%	-13
Child Dependency	78	▲	-15.2%	-14
Child in Need of Services/Supervision	97	▼	+19.8%	+16
Custody and Visitation	2,740	▼	-16.9%	-558
Delinquency	414	▲	-5.7%	-25
Juvenile Miscellaneous	15	▲	+87.5%	+7
New to Workload Study	8	▲	-11.1%	-1
Other	1,535	▲	+15.0%	+200
Protective Orders	518	▼	+1.8%	+9
Support	1,105	▲	-9.4%	-115
Traffic	76	▲	+40.7%	+22
GRAND TOTAL	8,923	▼	-5.0%	-472

2024 Overall GRAND TOTAL		Distribution of Caseload			Change*		Percentage (%) of Caseload		
16,033 +896 5.9% 		Adult	7,892	49%	2.7% ▲	+204	Adult	50.8%	49.2%
		Juvenile	8,141	51%	9.3% ▲	+692	Juvenile	49.2%	50.8%
		GRAND TOTAL	16,033	100%	5.9% ▲	+896	GRAND TOTAL	100%	100%

Filings by Division & Code

Division	Case Type Description	Code	Summary	Change	% Change	Absolute Change
Adult	Civil Support	VS	1,591	▼	-13.3%	-244
	Misdemeanor	CM	1,590	▼	-0.7%	-12
	Show Cause	SC	1,428	▲	+27.3%	+306
	Other	OT	1,293	▼	-12.2%	-179
	Remand Support	RS	590	▲	+128.7%	+332
	Family Abuse - Protective Order	FP	518	▼	-6.8%	-38
	Felony	CF	397	▲	+25.2%	+80
	Capias	CA	340	▲	-16.7%	-68
	Motion - Protective Order	MP	79	▲	+11.3%	+8
	Non-Family Abuse Protective Order	AP	32	▲	+28.0%	+7
	Violation of Protective Order	PV	20	▲	+122.2%	+11
	Bond Forfeiture	BF	9	▲	+28.6%	+2
	Restricted License for Non-Support	SL	3	▲	+50.0%	+1
	Mental Commitment	MC	1	↔		-
	Return of Desposit (Bondsman)	RD	1	▲	-	+1
	Criminal Support	CS	0	▼	-100.0%	-1
Protective Order	PC	0	▼	-100.0%	-1	
Violation Family Abuse Protective Order	PS	0	▼	-100.0%	-1	
	Total		7,892	▲	2.7%	+204
Juvenile	Custody Visitation	CV	4,166	▼	-7.0%	-312
	Remand Custody	RC	862	▲	+140.8%	+504
	Remand Visitation	RV	851	▲	+135.1%	+489
	Misdemeanor	DM	598	↔		-
	Traffic	T	319	▼	-1.2%	-4
	Felony	DF	222	▼	-24.5%	-72
	Motion - Protective Order	MP	206	↔		-
	Abuse and Neglect	AN	191	▲	+21.7%	+34
	Paternity	PT	127	▲	+86.8%	+59
	Permanency Planning	PH	96	▲	+5.5%	+5
	Foster Care Review	FC	89	▲	+12.7%	+10
	Show Cause	SC	70	▲	+42.9%	+21
	Status	ST	65	▲	+18.2%	+10
	Non-Family Abuse Protective Order	AP	60	▲	+1.7%	+1
	Truancy	TR	43	▲	+104.8%	+22
	Initial Foster Care	IF	36	▼	-34.5%	-19
	Terminate Parental Rights	TP	31	▼	-55.7%	-39
	Civil Violation	CI	28	▲	+16.7%	+4
	Child In Need of Services	CS	21	▲	+90.9%	+10
	Other	OT	18	▼	-30.8%	-8
	Capias	CA	7	▲	+40.0%	+2
	Relief of Custody	CR	7	▼	-30.0%	-3
	Special Immigrant Juvenile Status	SI	7	▲	-	+7
	Family Abuse - Protective Order	FP	6	▼	-25.0%	-2
	Voluntary Continuing Services and Support Agreem	VA	5	▼	-61.5%	-8
	Emancipation	EP	4	↔		-
	Entrustment	ET	4	▼	-55.6%	-5
	Temporary Detention Order	TD	2	▼	-60.0%	-3
	Mental Commitment	MC	0	▼	-100.0%	-8
	Qualified Residential Treatment	QR	0	▼	-100.0%	-1
	Violation Family Abuse Protective Order	PS	0	▼	-100.0%	-1
	Violation of Protective Order	PV	0	▼	-100.0%	-1
		Total		8,141	▲	9.3%

* Compared to same time period as previous year
 8/19/2024 3:39:14PM

** Case Type Categories are defined in the 2017 Virginia Judicial Workload Assessment
 Source: SCV-SQL-Information


	Summary	Change	% Change	Absolute Change
GRAND TOTAL	16,033	▲	5.9%	+896

Filings by Major Case Category**

Category	Summary	Change	% Change	Absolute Change
Adult Criminal	3,415	▼	+7.1%	+225
Child Dependency	459	▼	-5.4%	-26
Child in Need of Services/Supervision	83	▲	+80.4%	+37
Custody and Visitation	4,293	▲	-5.6%	-253
Delinquency	878	▼	-6.0%	-56
Juvenile Miscellaneous	69	▲	+16.9%	+10
New to Workload Study	35	▲	+45.8%	+11
Other	3,618	▲	+45.3%	+1,128
Protective Orders	901	▲	-2.6%	-24
Support	1,963	▲	-7.2%	-152
Traffic	319	▼	-1.2%	-4
GRAND TOTAL	16,033	▲	5.9%	+896

* Compared to same time period as previous year
 8/19/2024 3:39:14PM

** Case Type Categories are defined in the 2017 Virginia Judicial Workload Assessment
 Source: SCV-SQL-Information

2024 Overall GRAND TOTAL		Distribution of Caseload			Change*		Percentage (%) of Caseload		
5,438 -4 -0.1% 	Adult	3,306	61%	-2.9% ▼	-99	Adult	2023	2024	
	Juvenile	2,132	39%	4.7% ▲	+95	Juvenile	62.6%	60.8%	
	GRAND TOTAL	5,438	100%	-0.1% ▼	-4	GRAND TOTAL	100%	100%	

Filings by Division & Code

Division	Case Type Description	Code	Summary	Change	% Change	Absolute Change	
Adult	Show Cause	SC	736	▲	+31.4%	+176	
	Misdemeanor	CM	716	▼	-10.4%	-83	
	Other	OT	592	▲	-5.0%	-31	
	Civil Support	VS	578	▼	-6.0%	-37	
	Capias	CA	206	▲	+9.6%	+18	
	Family Abuse - Protective Order	FP	205	▲	+14.5%	+26	
	Felony	CF	150	▼	-47.9%	-138	
	Remand Support	RS	46	▼	-4.2%	-2	
	Non-Family Abuse Protective Order	AP	41	▼	-34.9%	-22	
	Motion - Protective Order	MP	27	▼	-28.9%	-11	
	Restricted License for Non-Support	SL	4	▲	+300.0%	+3	
	Violation of Protective Order	PV	4	▲	+300.0%	+3	
	Bond Forfeiture	BF	1	▲	-	+1	
	Protective Order	PC	0	▼	-100.0%	-2	
	Total		3,306	▼	-2.9%	-99	
Juvenile	Custody Visitation	CV	1,517	▲	+1.9%	+29	
	Misdemeanor	DM	176	▲	+34.4%	+45	
	Paternity	PT	72	▲	+24.1%	+14	
	Remand Custody	RC	62	▼	-3.1%	-2	
	Remand Visitation	RV	62	▼	-3.1%	-2	
	Felony	DF	61	▼	-33.7%	-31	
	Non-Family Abuse Protective Order	AP	25	▼	-3.8%	-1	
	Status	ST	25	▲	+19.0%	+4	
	Traffic	T	24	▲	+9.1%	+2	
	Terminate Parental Rights	TP	22	▲	-	+22	
	Permanency Planning	PH	15	▲	+7.1%	+1	
	Family Abuse - Protective Order	FP	12	▲	+500.0%	+10	
	Emergency Custody Order	EC	10	▲	+42.9%	+3	
	Foster Care Review	FC	8	▼	-11.1%	-1	
	Show Cause	SC	8	↔	+60.0%	+3	
	Abuse and Neglect	AN	6	▲	+500.0%	+5	
	Child In Need of Services	CS	6	▲	+50.0%	+2	
	Initial Foster Care	IF	5	▲	+66.7%	+2	
	Mental Commitment	MC	4	↔	-	-	
	Temporary Detention Order	TD	3	▼	-50.0%	-3	
	Civil Violation	CI	2	▲	+100.0%	+1	
	Motion - Protective Order	MP	2	↔	-	-	
	Other	OT	2	▼	-60.0%	-3	
	Voluntary Continuing Services and Support Agreem	VA	2	▼	-50.0%	-2	
	Relief of Custody	CR	1	▼	-50.0%	-1	
	Juvenile Support	JS	0	▼	-100.0%	-1	
	Truancy	TR	0	▼	-100.0%	-1	
		Total		2,132	▲	4.7%	+95
		GRAND TOTAL		5,438	▼	-0.1%	-4

Filings by Major Case Category**

Category	Summary	Change	% Change	Absolute Change
Adult Criminal	1,548	▲	-7.7%	-130
Child Dependency	59	▲	+78.8%	+26

* Compared to same time period as previous year
 8/19/2024 3:39:14PM

** Case Type Categories are defined in the 2017 Virginia Judicial Workload Assessment
 Source: SCV-SQL-Information

Child in Need of Services/Supervision	6	▼		0
Custody and Visitation	1,589	▲	+2.8%	+43
Delinquency	245	▲	+7.9%	+18
Juvenile Miscellaneous	25	▲	+19.0%	+4
New to Workload Study	2	▲	+100.0%	+1
Other	781	▼	-4.9%	-40
Protective Orders	312	▲	+0.6%	+2
Support	847	▲	+9.0%	+70
Traffic	24	▲	+9.1%	+2
GRAND TOTAL	5,438	▼	-0.1%	-4

2024 Overall GRAND TOTAL		Distribution of Caseload			Change*		Percentage (%) of Caseload		
9,946 +703 7.6% 	Adult Juvenile GRAND TOTAL	5,740	58%	7.3% ▲	+392	Adult Juvenile GRAND TOTAL	2023	2024	
		4,206	42%	8.0% ▲	+311		57.9%	57.7%	
		9,946	100%	7.6% ▲	+703		100%	100%	

Filings by Division & Code

Division	Case Type Description	Code	Summary	Change	% Change	Absolute Change	
Adult	Misdemeanor	CM	1,429	▲	+9.5%	+124	
	Other	OT	1,307	▲	+14.4%	+165	
	Civil Support	VS	1,074	▼	-0.6%	-6	
	Show Cause	SC	784	▲	+16.5%	+111	
	Family Abuse - Protective Order	FP	414	▲	+19.3%	+67	
	Capias	CA	332	▼	+4.1%	+13	
	Felony	CF	281	▼	-16.4%	-55	
	Remand Support	RS	35	▼	-31.4%	-16	
	Non-Family Abuse Protective Order	AP	32	▼	-3.0%	-1	
	Motion - Protective Order	MP	25	▼	-37.5%	-15	
	Protective Order	PC	16	▲	+128.6%	+9	
	Violation of Protective Order	PV	10	▼	-28.6%	-4	
	Violation Family Abuse Protective Order	PS	1	▲	-	+1	
	Criminal Support	CS	0	▼	-100.0%	-1	
	Total		5,740	▲	7.3%	+392	
Juvenile	Custody Visitation	CV	2,395	▲	+9.4%	+206	
	Misdemeanor	DM	337	▲	+12.7%	+38	
	Abuse and Neglect	AN	208	▲	+40.5%	+60	
	Felony	DF	167	▼	-34.8%	-89	
	Permanency Planning	PH	132	▲	+14.8%	+17	
	Foster Care Review	FC	103	▲	+25.6%	+21	
	Mental Commitment	MC	102	▲	+13.3%	+12	
	Non-Family Abuse Protective Order	AP	88	▲	+57.1%	+32	
	Status	ST	81	▲	-18.2%	-18	
	Paternity	PT	80	▲	+12.7%	+9	
	Initial Foster Care	IF	71	▲	+7.6%	+5	
	Remand Custody	RC	56	▼	-27.3%	-21	
	Remand Visitation	RV	54	▼	-31.6%	-25	
	Traffic	T	54	▲	+5.9%	+3	
	Other	OT	53	▲	+32.5%	+13	
	Terminate Parental Rights	TP	39	↔	-	-	
	Show Cause	SC	35	▲	+12.9%	+4	
	Child In Need of Services	CS	31	▲	+82.4%	+14	
	Motion - Protective Order	MP	30	▲	+20.0%	+5	
	Emergency Custody Order	EC	29	▲	+107.1%	+15	
	Relief of Custody	CR	21	▲	+16.7%	+3	
	Temporary Detention Order	TD	15	▼	-25.0%	-5	
	Voluntary Continuing Services and Support Agreem	VA	8	▲	+14.3%	+1	
	Family Abuse - Protective Order	FP	7	▲	+75.0%	+3	
	Special Immigrant Juvenile Status	SI	5	▲	-	+5	
	Capias	CA	2	▲	-	+2	
	Emancipation	EP	2	↔	-	-	
	Truancy	TR	1	▲	-	+1	
		Total		4,206	▲	8.0%	+311
	GRAND TOTAL			9,946	▲	7.6%	+703

Filings by Major Case Category**

Category	Summary	Change	% Change	Absolute Change
Adult Criminal	2,570	▲	+6.9%	+167
Child Dependency	582	▲	+22.5%	+107
Child in Need of Services/Supervision	48	▲	+54.8%	+17
Custody and Visitation	2,475	▲	+9.5%	+215
Delinquency	525	▲	-8.2%	-47
Juvenile Miscellaneous	83	▲	-17.8%	-18
New to Workload Study	5	▲	-	+5
Other	1,651	▲	+9.1%	+138
Protective Orders	596	▲	+18.0%	+91
Support	1,357	▼	+1.9%	+25
Traffic	54	▲	+5.9%	+3
GRAND TOTAL	9,946	▲	7.6%	+703

* Compared to same time period as previous year
 8/19/2024 3:39:14PM

** Case Type Categories are defined in the 2017 Virginia Judicial Workload Assessment
 Source: SCV-SQL-Information

2024 Overall GRAND TOTAL		Distribution of Caseload			Change*		Percentage (%) of Caseload		
639	-22 -3.3%	Adult	339	53%	-7.6% ▼	-28	Adult	55.5%	53.1%
2024		Juvenile	300	47%	2.0% ▲	+6	Juvenile	44.5%	46.9%
2023		GRAND TOTAL	639	100%	-3.3% ▼	-22	GRAND TOTAL	100%	100%

Filings by Division & Code

Division	Case Type Description	Code	Summary	Change	% Change	Absolute Change
Adult	Misdemeanor	CM	113	▲	+1.8%	+2
	Other	OT	70	▼	-4.1%	-3
	Show Cause	SC	45	▲	-6.3%	-3
	Civil Support	VS	41	▼	-32.8%	-20
	Felony	CF	34	▲	+21.4%	+6
	Capias	CA	18	▲	-	-
	Family Abuse - Protective Order	FP	13	▼	-31.6%	-6
	Remand Support	RS	4	▲	+100.0%	+2
	Motion - Protective Order	MP	1	▼	-75.0%	-3
	Non-Family Abuse Protective Order	AP	0	▼	-100.0%	-1
	Violation Family Abuse Protective Order	PS	0	▼	-100.0%	-2
	Total		339	▼	-7.6%	-28
Juvenile	Custody Visitation	CV	122	▼	-27.8%	-47
	Misdemeanor	DM	58	▲	+48.7%	+19
	Truancy	TR	20	▲	+400.0%	+16
	Status	ST	17	▲	+1,600.0%	+16
	Permanency Planning	PH	10	▼	-9.1%	-1
	Abuse and Neglect	AN	9	▼	-25.0%	-3
	Felony	DF	8	▼	-38.5%	-5
	Foster Care Review	FC	8	▼	-11.1%	-1
	Terminate Parental Rights	TP	8	▲	+300.0%	+6
	Civil Violation	CI	6	▲	+500.0%	+5
	Remand Custody	RC	5	↔	-	-
	Remand Visitation	RV	5	↔	-	-
	Traffic	T	5	▼	-16.7%	-1
	Non-Family Abuse Protective Order	AP	4	▲	+300.0%	+3
	Paternity	PT	3	▼	-25.0%	-1
	Child In Need of Services	CS	2	▲	-	+2
	Emergency Custody Order	EC	2	↔	-	-
	Show Cause	SC	2	▲	+100.0%	+1
	Temporary Detention Order	TD	2	▼	-50.0%	-2
	Initial Foster Care	IF	1	▼	-50.0%	-1
	Other	OT	1	▲	-	+1
	Relief of Custody	CR	1	▲	-	+1
	Voluntary Continuing Services and Support Agree	VA	1	↔	-	-
	Family Abuse - Protective Order	FP	0	▼	-100.0%	-1
	Qualified Residential Treatment	QR	0	▼	-100.0%	-1
		Total		300	▲	2.0%
GRAND TOTAL			639	▼	-3.3%	-22

Filings by Major Case Category**

Category	Summary	Change	% Change	Absolute Change
Adult Criminal	201	▼		0
Child Dependency	38	▲		0
Child in Need of Services/Supervision	24	▲	+500.0%	+20
Custody and Visitation	125	▼	-27.7%	-48
Delinquency	66	▼	+24.5%	+13
Juvenile Miscellaneous	17	▲	+1,600.0%	+16

* Compared to same time period as previous year
 8/19/2024 3:39:14PM

** Case Type Categories are defined in the 2017 Virginia Judicial Workload Assessment
 Source: SCV-SQL-Information

New to Workload Study	6	▲	+500.0%	+5
Other	89	▲	-2.2%	-2
Protective Orders	18	▼	-30.8%	-8
Support	50	▲	-25.4%	-17
Traffic	5	▼	-16.7%	-1
GRAND TOTAL	639	▼	-3.3%	-22

2024 Overall GRAND TOTAL		Distribution of Caseload		Change*		Percentage (%) of Caseload			
1,075	+18 1.7%	Adult	598	56%	7.6% ▲	+42	Adult	52.6%	55.6%
2024	↑	Juvenile	477	44%	-4.8% ▼	-24	Juvenile	47.4%	44.4%
2023		GRAND TOTAL	1,075	100%	1.7% ▲	+18	GRAND TOTAL	100%	100%

Filings by Division & Code

Division	Case Type Description	Code	Summary	Change	% Change	Absolute Change
Adult	Show Cause	SC	120	▲	+23.7%	+23
	Misdemeanor	CM	119	▼	-21.2%	-32
	Civil Support	VS	110	▲	+6.8%	+7
	Other	OT	81	▲	+20.9%	+14
	Family Abuse - Protective Order	FP	62	▲	+63.2%	+24
	Felony	CF	38	▼	-15.6%	-7
	Capias	CA	31	▲	-8.8%	-3
	Remand Support	RS	17	▲	+54.5%	+6
	Motion - Protective Order	MP	11	▲	+37.5%	+3
	Non-Family Abuse Protective Order	AP	7	▲	+250.0%	+5
	Violation Family Abuse Protective Order	PS	2	▲	-	+2
	Total		598	▲	7.6%	+42
Juvenile	Custody Visitation	CV	308	▼	-11.2%	-39
	Misdemeanor	DM	27	▼	-10.0%	-3
	Remand Custody	RC	23	▲	+15.0%	+3
	Traffic	T	23	▼	-8.0%	-2
	Remand Visitation	RV	22	▲	+10.0%	+2
	Truancy	TR	15	▲	+36.4%	+4
	Paternity	PT	12	▲	+140.0%	+7
	Felony	DF	9	▲	+28.6%	+2
	Permanency Planning	PH	6	▼	-14.3%	-1
	Abuse and Neglect	AN	5	▲	+150.0%	+3
	Temporary Detention Order	TD	5	▼	-28.6%	-2
	Foster Care Review	FC	4	▲	+300.0%	+3
	Terminate Parental Rights	TP	4	▲	+100.0%	+2
	Initial Foster Care	IF	3	▲	+50.0%	+1
	Voluntary Continuing Services and Support Agreem	VA	3	▲	-	+3
	Emergency Custody Order	EC	2	▲	-	+2
	Show Cause	SC	2	▲	-	+2
	Status	ST	2	▼	-77.8%	-7
	Non-Family Abuse Protective Order	AP	1	▼	-50.0%	-1
	Relief of Custody	CR	1	▼	-50.0%	-1
	Capias	CA	0	▼	-100.0%	-1
Child In Need of Services	CS	0	▼	-100.0%	-1	
	Total		477	▼	-4.8%	-24
GRAND TOTAL			1,075	▲	1.7%	+18

Filings by Major Case Category**

Category	Summary	Change	% Change	Absolute Change
Adult Criminal	273	▲	-8.1%	-24
Child Dependency	26	▲	+62.5%	+10
Child in Need of Services/Supervision	15	▼	+25.0%	+3
Custody and Visitation	320	▲	-9.1%	-32
Delinquency	38	▲	-	0
Juvenile Miscellaneous	2	▼	-77.8%	-7
Other	150	▲	+20.0%	+25
Protective Orders	81	▲	+62.0%	+31
Support	147	▲	+10.5%	+14

* Compared to same time period as previous year
 8/19/2024 3:39:14PM

** Case Type Categories are defined in the 2017 Virginia Judicial Workload Assessment
 Source: SCV-SQL-Information

Traffic	23	▼	-8.0%	-2
GRAND TOTAL	1,075	▲	1.7%	+18

2024 Overall GRAND TOTAL		Distribution of Caseload		Change*		Percentage (%) of Caseload			
521	-92 -15.0%	Adult	296	57%	-10.6% ▼	-35	Adult	54.0%	56.8%
2024		Juvenile	225	43%	-20.2% ▼	-57	Juvenile	46.0%	43.2%
2023		GRAND TOTAL	521	100%	-15.0% ▼	-92	GRAND TOTAL	100%	100%

Filings by Division & Code

Division	Case Type Description	Code	Summary	Change	% Change	Absolute Change
Adult	Other	OT	56	▲	+9.8%	+5
	Misdemeanor	CM	55	▼	-20.3%	-14
	Show Cause	SC	52	▲	-13.3%	-8
	Civil Support	VS	50	▼	-16.7%	-10
	Family Abuse - Protective Order	FP	23	▲	+4.5%	+1
	Felony	CF	23	▼	-17.9%	-5
	Capias	CA	13	▼	-43.5%	-10
	Remand Support	RS	13	▲	+44.4%	+4
	Motion - Protective Order	MP	6	▲	+500.0%	+5
	Violation of Protective Order	PV	4	↔		-
	Non-Family Abuse Protective Order	AP	1	▲	-	+1
	Violation Family Abuse Protective Order	PS	0	▼	-100.0%	-4
		Total		296	▼	-10.6%
Juvenile	Custody Visitation	CV	108	▼	-36.5%	-62
	Remand Custody	RC	25	▲	+127.3%	+14
	Remand Visitation	RV	25	▲	+127.3%	+14
	Misdemeanor	DM	23	▼	-8.0%	-2
	Traffic	T	18	▼	-30.8%	-8
	Temporary Detention Order	TD	6	↔		-
	Emergency Custody Order	EC	4	▲	+33.3%	+1
	Foster Care Review	FC	3	▲	-	+3
	Non-Family Abuse Protective Order	AP	3	▲	+50.0%	+1
	Other	OT	2	↔		-
	Paternity	PT	2	▼	-50.0%	-2
	Felony	DF	1	▼	-87.5%	-7
	Initial Foster Care	IF	1	↔		-
	Permanency Planning	PH	1	▲	-	+1
	Restoration of Parental Rights	RR	1	▲	-	+1
	Show Cause	SC	1	▲	-	+1
	Status	ST	1	▲	-	+1
	Abuse and Neglect	AN	0	▼	-100.0%	-9
	Child In Need of Services	CS	0	▼	-100.0%	-1
	Civil Violation	CI	0	▼	-100.0%	-1
	Motion - Protective Order	MP	0	▼	-100.0%	-1
	Relief of Custody	CR	0	▼	-100.0%	-1
		Total		225	▼	-20.2%
	GRAND TOTAL		521	▼	-15.0%	-92

Filings by Major Case Category**

Category	Summary	Change	% Change	Absolute Change
Adult Criminal	135	▼	-26.2%	-48
Child Dependency	5	▲	-54.5%	-6
Child in Need of Services/Supervision	0	▼	-100.0%	-1
Custody and Visitation	110	▼	-36.8%	-64
Delinquency	25	▲	-24.2%	-8
Juvenile Miscellaneous	1	▲	-	+1
New to Workload Study	0	▼	-100.0%	-1
Other	132	▲	+41.9%	+39

* Compared to same time period as previous year
 8/19/2024 3:39:14PM

** Case Type Categories are defined in the 2017 Virginia Judicial Workload Assessment
 Source: SCV-SQL-Information

Protective Orders	33	▲	+26.9%	+7
Support	62	▲	-4.6%	-3
Traffic	18	▼	-30.8%	-8
GRAND TOTAL	521	▼	-15.0%	-92

2024 Overall GRAND TOTAL		Distribution of Caseload		Change*		Percentage (%) of Caseload			
3,496	-1,186 -25.3%	Adult	1,999	57%	-19.6% ▼	-486	Adult	53.1%	57.2%
2024		Juvenile	1,497	43%	-31.9% ▼	-700	Juvenile	46.9%	42.8%
2023		GRAND TOTAL	3,496	100%	-25.3% ▼	-1,186	GRAND TOTAL	100%	100%

Filings by Division & Code

Division	Case Type Description	Code	Summary	Change	% Change	Absolute Change	
Adult	Show Cause	SC	469	▲	+12.7%	+53	
	Civil Support	VS	459	▼	-1.5%	-7	
	Misdemeanor	CM	346	▼	-20.3%	-88	
	Other	OT	301	▼	-46.8%	-265	
	Family Abuse - Protective Order	FP	156	↔		-	
	Felony	CF	109	▼	-7.6%	-9	
	Capias	CA	69	▼	-31.7%	-32	
	Remand Support	RS	64	▼	-69.7%	-147	
	Motion - Protective Order	MP	17	▲	+70.0%	+7	
	Non-Family Abuse Protective Order	AP	4	▼	-42.9%	-3	
	Violation of Protective Order	PV	4	▲	-	+4	
	Restricted License for Non-Support	SL	1	▲	-	+1	
		Total		1,999	▼	-19.6%	-486
Juvenile	Custody Visitation	CV	893	▼	-3.8%	-35	
	Misdemeanor	DM	128	▼	-28.1%	-50	
	Remand Visitation	RV	90	▼	-65.5%	-171	
	Remand Custody	RC	87	▼	-67.3%	-179	
	Status	ST	51	▼	-5.6%	-3	
	Felony	DF	33	▼	-71.1%	-81	
	Non-Family Abuse Protective Order	AP	29	▲	+38.1%	+8	
	Traffic	T	29	▼	-6.5%	-2	
	Emergency Custody Order	EC	24	▼	-78.4%	-87	
	Paternity	PT	22	↔		-	
	Temporary Detention Order	TD	20	▼	-83.1%	-98	
	Foster Care Review	FC	18	▲	+200.0%	+12	
	Initial Foster Care	IF	14	▲	+366.7%	+11	
	Permanency Planning	PH	14	▼	-22.2%	-4	
	Abuse and Neglect	AN	10	▲	+400.0%	+8	
	Other	OT	9	▼	-70.0%	-21	
	Show Cause	SC	6	▲	-	+6	
	Capias	CA	5	↔		-	
	Relief of Custody	CR	4	▲	+100.0%	+2	
	Terminate Parental Rights	TP	4	▼	-60.0%	-6	
	Mental Commitment	MC	3	▼	-57.1%	-4	
	Child In Need of Services	CS	2	▲	-	+2	
	Family Abuse - Protective Order	FP	2	↔		-	
	Child at Risk	RI	0	▼	-100.0%	-4	
	Voluntary Continuing Services and Support Agreem	VA	0	▼	-100.0%	-4	
		Total		1,497	▼	-31.9%	-700
		GRAND TOTAL		3,496	▼	-25.3%	-1,186

Filings by Major Case Category**

Category	Summary	Change	% Change	Absolute Change
Adult Criminal	830	▲	-11.6%	-109
Child Dependency	64	▲	+30.6%	+15
Child in Need of Services/Supervision	4	▲	-	+4
Custody and Visitation	915	▼	-3.7%	-35
Delinquency	170	▲	-42.8%	-127

* Compared to same time period as previous year
 8/19/2024 3:39:14PM

** Case Type Categories are defined in the 2017 Virginia Judicial Workload Assessment
 Source: SCV-SQL-Information

CPSS - JCMS CASELOAD STATISTICS OF THE JUVENILE & DOMESTIC RELATIONS DISTRICT COURTS
 January 2024 thru July 2024 Filings (Compared to January 2023 thru July 2023)

Juvenile Miscellaneous	51	▼	-5.6%	-3
Other	598	▼	-61.9%	-972
Protective Orders	208	▲	+6.1%	+12
Support	627	▲	+5.2%	+31
Traffic	29	▼	-6.5%	-2
GRAND TOTAL	3,496	▼	-25.3%	-1,186

2024 Overall GRAND TOTAL		Distribution of Caseload		Change*		Percentage (%) of Caseload			
477 	+7 1.5%	Adult	242	51%	7.6% ▲	+17	Adult	47.9%	50.7%
		Juvenile	235	49%	-4.1% ▼	-10	Juvenile	52.1%	49.3%
		GRAND TOTAL	477	100%	1.5% ▲	+7	GRAND TOTAL	100%	100%

Filings by Division & Code

Division	Case Type Description	Code	Summary	Change	% Change	Absolute Change
Adult	Other	OT	53	▲	+51.4%	+18
	Civil Support	VS	52	▲	+13.0%	+6
	Misdemeanor	CM	47	▲	+27.0%	+10
	Show Cause	SC	33	▼	-19.5%	-8
	Capias	CA	16	▼	-11.1%	-2
	Family Abuse - Protective Order	FP	16	▼	-54.3%	-19
	Felony	CF	15	▲	+50.0%	+5
	Non-Family Abuse Protective Order	AP	5	▲	-	+5
	Motion - Protective Order	MP	2	▼	-33.3%	-1
	Emergency Substantial Risk Order	SR	1	▲	-	+1
	Restricted License for Non-Support	SL	1	▲	-	+1
	Violation of Protective Order	PV	1	▲	-	+1
	Total		242	▲	7.6%	+17
Juvenile	Custody Visitation	CV	129	▲	+1.6%	+2
	Misdemeanor	DM	25	▼	-47.9%	-23
	Abuse and Neglect	AN	23	▲	+155.6%	+14
	Traffic	T	20	▼	-44.4%	-16
	Felony	DF	13	▲	+333.3%	+10
	Paternity	PT	5	▲	+150.0%	+3
	Foster Care Review	FC	4	▲	-	+4
	Non-Family Abuse Protective Order	AP	4	▲	-	+4
	Permanency Planning	PH	4	▲	+100.0%	+2
	Initial Foster Care	IF	2	↔	-	-
	Civil Violation	CI	1	▼	-50.0%	-1
	Emergency Custody Order	EC	1	▲	-	+1
	Remand Custody	RC	1	▼	-50.0%	-1
	Remand Visitation	RV	1	▼	-50.0%	-1
	Show Cause	SC	1	▼	-85.7%	-6
	Truancy	TR	1	▲	-	+1
	Capias	CA	0	▼	-100.0%	-1
	Child at Risk	RI	0	▼	-100.0%	-1
	Relief of Custody	CR	0	▼	-100.0%	-1
		Total		235	▼	-4.1%
GRAND TOTAL			477	▲	1.5%	+7

Filings by Major Case Category**

Category	Summary	Change	% Change	Absolute Change
Adult Criminal	97	▲	+9.0%	+8
Child Dependency	33	▲	+120.0%	+18
Child in Need of Services/Supervision	1	▲	-	0
Custody and Visitation	134	▲	+3.9%	+5
Delinquency	39	▲	-32.8%	-19
New to Workload Study	2	▲	-	0
Other	56	▲	+43.6%	+17
Protective Orders	27	▲	-28.9%	-11
Support	68	▲	+7.9%	+5
Traffic	20	▼	-44.4%	-16

* Compared to same time period as previous year
 8/19/2024 3:39:14PM

** Case Type Categories are defined in the 2017 Virginia Judicial Workload Assessment
 Source: SCV-SQL-Information

GRAND TOTAL

477

▲

1.5%

+7

2024 Overall GRAND TOTAL		Distribution of Caseload		Change*		Percentage (%) of Caseload		
396 +19 5.0% 	Adult	224	57%	23.8% ▲	+43	Adult	2023	2024
	Juvenile	172	43%	-12.2% ▼	-24	Juvenile	48.0%	56.6%
GRAND TOTAL		396	100%	5.0% ▲	+19	GRAND TOTAL	100%	100%

Filings by Division & Code

Division	Case Type Description	Code	Summary	Change	% Change	Absolute Change
Adult	Misdemeanor	CM	66	▲	+61.0%	+25
	Show Cause	SC	42	▲	+40.0%	+12
	Other	OT	36	▼	+28.6%	+8
	Civil Support	VS	24	▼	-36.8%	-14
	Felony	CF	19	▲	+46.2%	+6
	Family Abuse - Protective Order	FP	15	▲	+87.5%	+7
	Capias	CA	14	▼	-26.3%	-5
	Non-Family Abuse Protective Order	AP	6	▲	+200.0%	+4
	Motion - Protective Order	MP	2	▲	-	+2
	Restricted License for Non-Support	SL	0	▼	-100.0%	-1
	Violation Family Abuse Protective Order	PS	0	▼	-100.0%	-1
Total			224	▲	23.8%	+43
Juvenile	Custody Visitation	CV	57	▼	-41.8%	-41
	Misdemeanor	DM	36	▼	-7.7%	-3
	Terminate Parental Rights	TP	12	▲	-	+12
	Traffic	T	11	▼	-15.4%	-2
	Status	ST	10	▲	-	+10
	Felony	DF	9	▼	-40.0%	-6
	Abuse and Neglect	AN	8	▲	+60.0%	+3
	Permanency Planning	PH	6	▲	+100.0%	+3
	Foster Care Review	FC	5	↔	-	-
	Paternity	PT	5	▲	+150.0%	+3
	Child In Need of Services	CS	3	▲	-	+3
	Voluntary Continuing Services and Support Agreem	VA	3	▲	+50.0%	+1
	Capias	CA	2	▲	+100.0%	+1
	Initial Foster Care	IF	2	▼	-77.8%	-7
	Civil Violation	CI	1	▲	-	+1
	Remand Custody	RC	1	▲	-	+1
	Temporary Detention Order	TD	1	↔	-	-
	Show Cause	SC	0	▼	-100.0%	-1
	Truancy	TR	0	▼	-100.0%	-2
	Total			172	▼	-12.2%
GRAND TOTAL			396	▲	5.0%	+19

Filings by Major Case Category**

Category	Summary	Change	% Change	Absolute Change
Adult Criminal	123	▲	+46.4%	+39
Child Dependency	36	▲	+50.0%	+12
Child in Need of Services/Supervision	3	▲	+50.0%	+1
Custody and Visitation	62	▲	-38.0%	-38
Delinquency	47	▼	-16.1%	-9
Juvenile Miscellaneous	10	▲	-	+10
New to Workload Study	1	▲	-	+1
Other	38	▲	+31.0%	+9
Protective Orders	23	▲	+130.0%	+13
Support	42	▼	-28.8%	-17
Traffic	11	▼	-15.4%	-2

* Compared to same time period as previous year
 8/19/2024 3:39:14PM

** Case Type Categories are defined in the 2017 Virginia Judicial Workload Assessment
 Source: SCV-SQL-Information

GRAND TOTAL

396

▲

5.0%

+19

2024 Overall GRAND TOTAL		Distribution of Caseload		Change*		Percentage (%) of Caseload			
304 2024 2023	+7 2.4% 	Adult	163	54%	39.3% ▲	+46	Adult	39.4%	53.6%
		Juvenile	141	46%	-21.7% ▼	-39	Juvenile	60.6%	46.4%
GRAND TOTAL		304	100%	2.4% ▲	+7	GRAND TOTAL	100%	100%	

Filings by Division & Code

Division	Case Type Description	Code	Summary	Change	% Change	Absolute Change
Adult	Other	OT	41	▲	+95.2%	+20
	Misdemeanor	CM	36	▲	+140.0%	+21
	Show Cause	SC	28	▲	+21.7%	+5
	Civil Support	VS	24	▼	-14.3%	-4
	Felony	CF	18	▲	+200.0%	+12
	Family Abuse - Protective Order	FP	8	▲	+60.0%	+3
	Capias	CA	7	▼	-61.1%	-11
	Restricted License for Non-Support	SL	1	↔		-
Total			163	▲	39.3%	+46
Juvenile	Custody Visitation	CV	61	▼	-19.7%	-15
	Misdemeanor	DM	32	▲	+3.2%	+1
	Traffic	T	11	↔		-
	Foster Care Review	FC	9	▼	-10.0%	-1
	Felony	DF	6	▼	-60.0%	-9
	Emergency Custody Order	EC	4	▼	-42.9%	-3
	Status	ST	4	▲	+100.0%	+2
	Permanency Planning	PH	3	↔		-
	Temporary Detention Order	TD	3	▼	-40.0%	-2
	Child In Need of Services	CS	2	▼	-33.3%	-1
	Non-Family Abuse Protective Order	AP	2	▲	-	+2
	Paternity	PT	1	▼	-50.0%	-1
	Remand Visitation	RV	1	▲	-	+1
	Show Cause	SC	1	▲	-	+1
	Special Immigrant Juvenile Status	SI	1	▲	-	+1
	Abuse and Neglect	AN	0	▼	-100.0%	-1
	Qualified Residential Treatment	QR	0	▼	-100.0%	-1
	Terminate Parental Rights	TP	0	▼	-100.0%	-12
Truancy	TR	0	▼	-100.0%	-1	
Total			141	▼	-21.7%	-39
GRAND TOTAL			304	▲	2.4%	+7

Filings by Major Case Category**

Category	Summary	Change	% Change	Absolute Change	
Adult Criminal	81	▲	+58.8%	+30	
Child Dependency	12	▼	-55.6%	-15	
Child in Need of Services/Supervision	2	▼	-50.0%	-2	
Custody and Visitation	62	▼	-20.5%	-16	
Delinquency	39	▲	-15.2%	-7	
Juvenile Miscellaneous	4	▲	+100.0%	+2	
New to Workload Study	1	▲	-	+1	
Other	49	▲	+48.5%	+16	
Protective Orders	10	▲	+100.0%	+5	
Support	33	▼	-17.5%	-7	
Traffic	11	↔		0	
GRAND TOTAL		304	▲	2.4%	+7

* Compared to same time period as previous year
 8/19/2024 3:39:14PM

** Case Type Categories are defined in the 2017 Virginia Judicial Workload Assessment
 Source: SCV-SQL-Information

2024 Overall GRAND TOTAL		Distribution of Caseload			Change*		Percentage (%) of Caseload		
1,305	-137 -9.5%	Adult	696	53%	-4.1% ▼	-30	Adult	50.3%	53.3%
2024		Juvenile	609	47%	-14.9% ▼	-107	Juvenile	49.7%	46.7%
2023		GRAND TOTAL	1,305	100%	-9.5% ▼	-137	GRAND TOTAL	100%	100%

Filings by Division & Code


Division	Case Type Description	Code	Summary	Change	% Change	Absolute Change	
Adult	Misdemeanor	CM	142	▼	-5.3%	-8	
	Civil Support	VS	140	▲	+5.3%	+7	
	Show Cause	SC	112	▼	-31.3%	-51	
	Other	OT	91	▼	+2.2%	+2	
	Family Abuse - Protective Order	FP	83	▲	+23.9%	+16	
	Felony	CF	61	▲	+41.9%	+18	
	Capias	CA	47	▼	-25.4%	-16	
	Motion - Protective Order	MP	10	▲	+66.7%	+4	
	Violation of Protective Order	PV	6	▲	+500.0%	+5	
	Violation Family Abuse Protective Order	PS	2	▲	-	+2	
	Bond Forfeiture	BF	1	▲	-	+1	
	Non-Family Abuse Protective Order	AP	1	▼	-80.0%	-4	
	Emergency Substantial Risk Order	SR	0	▼	-100.0%	-4	
	Protective Order	PC	0	▼	-100.0%	-1	
Remand Support	RS	0	▼	-100.0%	-1		
	Total		696	▼	-4.1%	-30	
Juvenile	Custody Visitation	CV	314	▼	-26.6%	-114	
	Misdemeanor	DM	91	▲	+16.7%	+13	
	Felony	DF	40	▲	+100.0%	+20	
	Foster Care Review	FC	31	▲	+34.8%	+8	
	Traffic	T	25	▲	+13.6%	+3	
	Permanency Planning	PH	14	▲	+7.7%	+1	
	Abuse and Neglect	AN	13	▼	-43.5%	-10	
	Show Cause	SC	11	▲	+37.5%	+3	
	Initial Foster Care	IF	9	▼	-10.0%	-1	
	Non-Family Abuse Protective Order	AP	9	↔	-	-	
	Emergency Custody Order	EC	8	↔	-	-	
	Status	ST	8	▼	-20.0%	-2	
	Temporary Detention Order	TD	6	↔	-	-	
	Terminate Parental Rights	TP	6	▼	-75.0%	-18	
	Paternity	PT	5	▲	+66.7%	+2	
	Truancy	TR	5	▼	-28.6%	-2	
	Capias	CA	3	▲	-	+3	
	Mental Commitment	MC	3	▲	+50.0%	+1	
	Remand Custody	RC	2	▼	-33.3%	-1	
	Remand Visitation	RV	2	▼	-33.3%	-1	
	Voluntary Continuing Services and Support Agree	VA	2	▲	+100.0%	+1	
	Civil Violation	CI	1	▼	-75.0%	-3	
	Relief of Custody	CR	1	▼	-50.0%	-1	
	Child In Need of Services	CS	0	▼	-100.0%	-1	
	Motion - Protective Order	MP	0	▼	-100.0%	-2	
	Qualified Residential Treatment	QR	0	▼	-100.0%	-3	
	Special Immigrant Juvenile Status	SI	0	▼	-100.0%	-3	
		Total		609	▼	-14.9%	-107
	GRAND TOTAL			1,305	▼	-9.5%	-137

Filings by Major Case Category**

Category	Summary	Change	% Change	Absolute Change
Adult Criminal	321	▲	-9.6%	-34
Child Dependency	76	▼	-23.2%	-23
Child in Need of Services/Supervision	9	▲	+12.5%	+1
Custody and Visitation	319	▲	-26.0%	-112
Delinquency	141	▲	+33.0%	+35
Juvenile Miscellaneous	8	▼	-20.0%	-2
New to Workload Study	1	▼	-90.9%	-10
Other	112	▼		0
Protective Orders	103	▼	+15.7%	+14
Support	190	▼	-4.5%	-9
Traffic	25	▲	+13.6%	+3
GRAND TOTAL	1,305	▼	-9.5%	-137

* Compared to same time period as previous year
 8/19/2024 3:39:14PM

** Case Type Categories are defined in the 2017 Virginia Judicial Workload Assessment
 Source: SCV-SQL-Information

2024 Overall GRAND TOTAL		Distribution of Caseload		Change*		Percentage (%) of Caseload		
1,112	+72 6.9%	Adult	511 46%	-1.4% ▼	-7	Adult	49.8%	46.0%
2024 		Juvenile	601 54%	15.1% ▲	+79	Juvenile	50.2%	54.0%
		GRAND TOTAL	1,112 100%	6.9% ▲	+72	GRAND TOTAL	100%	100%

Filings by Division & Code

Division	Case Type Description	Code	Summary	Change	% Change	Absolute Change
Adult	Misdemeanor	CM	174	▲	+37.0%	+47
	Civil Support	VS	111	▲	+5.7%	+6
	Family Abuse - Protective Order	FP	78	▲	+36.8%	+21
	Show Cause	SC	52	▼	-30.7%	-23
	Felony	CF	44	▲	+33.3%	+11
	Capias	CA	20	▼	-42.9%	-15
	Other	OT	19	▼	-73.6%	-53
	Motion - Protective Order	MP	6	▼	-33.3%	-3
	Non-Family Abuse Protective Order	AP	5	▲	+66.7%	+2
	Remand Support	RS	2	▲	-	+2
	Protective Order	PC	0	▼	-100.0%	-2
	Total		511	▼	-1.4%	-7
Juvenile	Custody Visitation	CV	343	▲	+1.2%	+4
	Misdemeanor	DM	108	▲	+66.2%	+43
	Felony	DF	41	▼	-2.4%	-1
	Traffic	T	37	▲	+76.2%	+16
	Civil Violation	CI	15	▲	+200.0%	+10
	Non-Family Abuse Protective Order	AP	15	▲	+7.1%	+1
	Show Cause	SC	11	▲	+175.0%	+7
	Foster Care Review	FC	7	▼	-12.5%	-1
	Family Abuse - Protective Order	FP	6	▲	+500.0%	+5
	Terminate Parental Rights	TP	6	▲	-	+6
	Paternity	PT	4	▲	+100.0%	+2
	Remand Custody	RC	3	▲	-	+3
	Capias	CA	2	▼	-33.3%	-1
	Permanency Planning	PH	1	↔	-	-
	Remand Visitation	RV	1	▲	-	+1
	Special Immigrant Juvenile Status	SI	1	▲	-	+1
	Abuse and Neglect	AN	0	▼	-100.0%	-7
	Initial Foster Care	IF	0	▼	-100.0%	-7
	Status	ST	0	▼	-100.0%	-2
	Truancy	TR	0	▼	-100.0%	-1
	Total		601	▲	15.1%	+79
GRAND TOTAL			1,112	▲	6.9%	+72

Filings by Major Case Category**

Category	Summary	Change	% Change	Absolute Change
Adult Criminal	275	▼	+6.6%	+17
Child Dependency	14	▲	-39.1%	-9
Child in Need of Services/Supervision	0	▼	-100.0%	-1
Custody and Visitation	347	▲	+1.8%	+6
Delinquency	162	▲	+42.1%	+48
Juvenile Miscellaneous	0	▼	-100.0%	-2
New to Workload Study	16	▲	+220.0%	+11
Other	25	▲	-65.3%	-47
Protective Orders	110	▲	+31.0%	+26
Support	126	▼	+5.9%	+7

* Compared to same time period as previous year
 8/19/2024 3:39:14PM

** Case Type Categories are defined in the 2017 Virginia Judicial Workload Assessment
 Source: SCV-SQL-Information

Traffic		37	▲	+76.2%	+16
	GRAND TOTAL	1,112	▲	6.9%	+72

2024 Overall GRAND TOTAL		Distribution of Caseload		Change*		Percentage (%) of Caseload			
120	-14 -10.4%	Adult	77	64%	-1.3%	-1	Adult	58.2%	64.2%
2024		Juvenile	43	36%	-23.2%	-13	Juvenile	41.8%	35.8%
2023		GRAND TOTAL	120	100%	-10.4%	-14	GRAND TOTAL	100%	100%

Filings by Division & Code

Division	Case Type Description	Code	Summary	Change	% Change	Absolute Change
Adult	Civil Support	VS	24	▲	+118.2%	+13
	Other	OT	15	▼	-37.5%	-9
	Misdemeanor	CM	14	▼	-26.3%	-5
	Show Cause	SC	13	▲	+44.4%	+4
	Family Abuse - Protective Order	FP	8	▲	+14.3%	+1
	Felony	CF	2	↔		-
	Motion - Protective Order	MP	1	↔		-
	Capias	CA	0	▼	-100.0%	-4
	Non-Family Abuse Protective Order	AP	0	▼	-100.0%	-1
	Total		77	▼	-1.3%	-1
Juvenile	Custody Visitation	CV	37	▼	-15.9%	-7
	Child In Need of Services	CS	2	▲	-	+2
	Non-Family Abuse Protective Order	AP	2	▲	-	+2
	Paternity	PT	1	▲	-	+1
	Traffic	T	1	▼	-88.9%	-8
	Misdemeanor	DM	0	▼	-100.0%	-2
	Truancy	TR	0	▼	-100.0%	-1
Total		43	▼	-23.2%	-13	
GRAND TOTAL			120	▼	-10.4%	-14

Filings by Major Case Category**

Category	Summary	Change	% Change	Absolute Change
Adult Criminal	21	▼	-27.6%	-8
Child in Need of Services/Supervision	2	▲	+100.0%	+1
Custody and Visitation	38	▲	-13.6%	-6
Delinquency	0	▼	-100.0%	-2
Other	15	▼	-37.5%	-9
Protective Orders	11	▲	+22.2%	+2
Support	32	▲	+100.0%	+16
Traffic	1	▼	-88.9%	-8
GRAND TOTAL	120	▼	-10.4%	-14

* Compared to same time period as previous year
 8/19/2024 3:39:14PM

** Case Type Categories are defined in the 2017 Virginia Judicial Workload Assessment
 Source: SCV-SQL-Information

2024 Overall GRAND TOTAL		Distribution of Caseload		Change*		Percentage (%) of Caseload					
385 +1 0.3% 	Adult	189	49%	-1.0%	▼	-2	Adult	2023	49.7%	2024	49.1%
	Juvenile	196	51%	1.6%	▲	+3	Juvenile	50.3%	50.9%		
GRAND TOTAL		385	100%	0.3%	▲	+1	GRAND TOTAL	100%	100%		

Filings by Division & Code

Division	Case Type Description	Code	Summary	Change	% Change	Absolute Change
Adult	Misdemeanor	CM	43	▼	-24.6%	-14
	Show Cause	SC	36	▲	+28.6%	+8
	Other	OT	34	▲	+277.8%	+25
	Civil Support	VS	27	▼	-6.9%	-2
	Family Abuse - Protective Order	FP	26	▲	+13.0%	+3
	Felony	CF	16	▼	-46.7%	-14
	Capias	CA	4	▼	-69.2%	-9
	Non-Family Abuse Protective Order	AP	2	▲	-	+2
	Motion - Protective Order	MP	1	↔	-	-
	Restricted License for Non-Support	SL	0	▼	-100.0%	-1
Total			189	▼	-1.0%	-2
Juvenile	Custody Visitation	CV	72	▲	+10.8%	+7
	Misdemeanor	DM	34	▲	+3.0%	+1
	Traffic	T	29	▲	+61.1%	+11
	Permanency Planning	PH	21	▲	+600.0%	+18
	Foster Care Review	FC	16	▼	-23.8%	-5
	Felony	DF	13	▲	+85.7%	+6
	Paternity	PT	3	▲	-	+3
	Child In Need of Services	CS	2	▼	-33.3%	-1
	Temporary Detention Order	TD	2	▲	-	+2
	Civil Violation	CI	1	↔	-	-
	Special Immigrant Juvenile Status	SI	1	▲	-	+1
	Terminate Parental Rights	TP	1	▼	-66.7%	-2
	Truancy	TR	1	▼	-50.0%	-1
	Abuse and Neglect	AN	0	▼	-100.0%	-19
	Family Abuse - Protective Order	FP	0	▼	-100.0%	-2
	Initial Foster Care	IF	0	▼	-100.0%	-7
	Non-Family Abuse Protective Order	AP	0	▼	-100.0%	-4
	Other	OT	0	▼	-100.0%	-1
	Remand Custody	RC	0	▼	-100.0%	-1
	Remand Visitation	RV	0	▼	-100.0%	-1
Show Cause	SC	0	▼	-100.0%	-1	
Status	ST	0	▼	-100.0%	-1	
Total			196	▲	1.6%	+3
GRAND TOTAL			385	▲	0.3%	+1

Filings by Major Case Category**

Category	Summary	Change	% Change	Absolute Change
Adult Criminal	91	▼	-21.6%	-25
Child Dependency	38	▲	-28.3%	-15
Child in Need of Services/Supervision	3	▼	-40.0%	-2
Custody and Visitation	75	▲	+15.4%	+10
Delinquency	47	▼	+14.6%	+6
Juvenile Miscellaneous	0	▼	-100.0%	-1
New to Workload Study	2	▲	+100.0%	+1
Other	36	▲	+200.0%	+24
Protective Orders	29	▲	-3.3%	-1
Support	35	▼	-16.7%	-7

* Compared to same time period as previous year
 8/19/2024 3:39:14PM

** Case Type Categories are defined in the 2017 Virginia Judicial Workload Assessment
 Source: SCV-SQL-Information

Traffic		29	▲	+61.1%	+11
	GRAND TOTAL	385	▲	0.3%	+1

2024 Overall GRAND TOTAL		Distribution of Caseload			Change*		Percentage (%) of Caseload		
8,506 +720 9.2% 		Adult	5,294	62%	9.1% ▲	+441	Adult	62.3%	62.2%
		Juvenile	3,212	38%	9.5% ▲	+279	Juvenile	37.7%	37.8%
		GRAND TOTAL	8,506	100%	9.2% ▲	+720	GRAND TOTAL	100%	100%

Filings by Division & Code

Division	Case Type Description	Code	Summary	Change	% Change	Absolute Change	
Adult	Misdemeanor	CM	1,439	▲	+7.4%	+99	
	Other	OT	951	▲	+1.9%	+18	
	Show Cause	SC	801	▲	+16.9%	+116	
	Civil Support	VS	768	▲	+20.2%	+129	
	Felony	CF	590	▲	+40.8%	+171	
	Capias	CA	347	▼	-21.3%	-94	
	Family Abuse - Protective Order	FP	340	▲	+3.3%	+11	
	Violation of Protective Order	PV	17	▼	-26.1%	-6	
	Non-Family Abuse Protective Order	AP	16	▲	+33.3%	+4	
	Motion - Protective Order	MP	14	▼	-17.6%	-3	
	Remand Support	RS	9	▼	-18.2%	-2	
	Bond Forfeiture	BF	1	▼	-50.0%	-1	
	Protective Order	PC	1	▲	-	+1	
	Restricted License for Non-Support	SL	0	▼	-100.0%	-2	
	Total		5,294	▲	9.1%	+441	
Juvenile	Custody Visitation	CV	1,623	▼	-6.5%	-112	
	Misdemeanor	DM	496	▲	+61.0%	+188	
	Felony	DF	150	▲	+7.9%	+11	
	Civil Violation	CI	126	▲	+57.5%	+46	
	Truancy	TR	108	▲	+10.2%	+10	
	Mental Commitment	MC	104	▲	+6.1%	+6	
	Status	ST	82	▲	+39.0%	+23	
	Traffic	T	65	▲	+20.4%	+11	
	Non-Family Abuse Protective Order	AP	63	▲	+125.0%	+35	
	Foster Care Review	FC	53	▲	+32.5%	+13	
	Abuse and Neglect	AN	51	▲	+15.9%	+7	
	Permanency Planning	PH	48	▲	+84.6%	+22	
	Paternity	PT	45	▼	-22.4%	-13	
	Show Cause	SC	40	▲	+150.0%	+24	
	Child In Need of Services	CS	38	▲	+18.8%	+6	
	Initial Foster Care	IF	38	▲	+72.7%	+16	
	Terminate Parental Rights	TP	25	▼	-3.8%	-1	
	Other	OT	16	▲	+6.7%	+1	
	Remand Custody	RC	13	▼	-31.6%	-6	
	Special Immigrant Juvenile Status	SI	9	▲	+350.0%	+7	
	Voluntary Continuing Services and Support Agree	VA	6	▲	+50.0%	+2	
	Temporary Detention Order	TD	5	▼	-70.6%	-12	
	Family Abuse - Protective Order	FP	4	↔	-	-	
	Emergency Custody Order	EC	2	▼	-77.8%	-7	
	Capias	CA	1	▲	-	+1	
	Remand Visitation	RV	1	▲	-	+1	
		Total		3,212	▲	9.5%	+279
		GRAND TOTAL		8,506	▲	9.2%	+720

Filings by Major Case Category**

Category	Summary	Change	% Change	Absolute Change
Adult Criminal	2,984	▲	+9.3%	+255
Child Dependency	221	▲	+36.4%	+59
Child in Need of Services/Supervision	146	▲	+12.3%	+16

* Compared to same time period as previous year
 8/19/2024 3:39:14PM

** Case Type Categories are defined in the 2017 Virginia Judicial Workload Assessment
 Source: SCV-SQL-Information

Custody and Visitation	1,668	▼	-7.0%	-125
Delinquency	687	▲	+48.4%	+224
Juvenile Miscellaneous	83	▲	+40.7%	+24
New to Workload Study	135	▲	+64.6%	+53
Other	1,100	▲	-0.2%	-2
Protective Orders	437	▲	+12.1%	+47
Support	980	▼	+19.2%	+158
Traffic	65	▲	+20.4%	+11
GRAND TOTAL	8,506	▲	9.2%	+720

2024 Overall GRAND TOTAL		Distribution of Caseload			Change*		Percentage (%) of Caseload		
6,324 +176 2.9% 	2024 2023	Adult	3,458	55%	6.0% ▲	+197	Adult	2023	2024
		Juvenile	2,866	45%	-0.7% ▼	-21	Juvenile	47.0%	54.7%
GRAND TOTAL		6,324	100%	2.9% ▲	+176	GRAND TOTAL	100%	100%	

Filings by Division & Code

Division	Case Type Description	Code	Summary	Change	% Change	Absolute Change	
Adult	Show Cause	SC	747	▲	+18.2%	+115	
	Misdemeanor	CM	743	▲	+14.0%	+91	
	Other	OT	628	▼	-10.9%	-77	
	Civil Support	VS	545	▲	+17.2%	+80	
	Family Abuse - Protective Order	FP	261	▲	+8.8%	+21	
	Capias	CA	242	▼	-12.6%	-35	
	Felony	CF	187	▼	-15.4%	-34	
	Remand Support	RS	60	▲	+106.9%	+31	
	Non-Family Abuse Protective Order	AP	16	▲	+100.0%	+8	
	Motion - Protective Order	MP	12	▲	+20.0%	+2	
	Violation of Protective Order	PV	11	▼	-38.9%	-7	
	Restricted License for Non-Support	SL	4	▲	+33.3%	+1	
	Bond Forfeiture	BF	1	↔	-	-	
	Criminal Support	CS	1	▲	-	+1	
Total			3,458	▲	6.0%	+197	
Juvenile	Custody Visitation	CV	1,619	▼	-7.4%	-130	
	Misdemeanor	DM	304	▼	-15.3%	-55	
	Truancy	TR	109	▲	+13.5%	+13	
	Felony	DF	108	▼	-25.5%	-37	
	Status	ST	85	▼	-31.5%	-39	
	Remand Visitation	RV	81	▲	+131.4%	+46	
	Remand Custody	RC	79	▲	+119.4%	+43	
	Paternity	PT	66	▼	-5.7%	-4	
	Permanency Planning	PH	56	▲	+27.3%	+12	
	Traffic	T	52	▲	+33.3%	+13	
	Temporary Detention Order	TD	49	▲	+444.4%	+40	
	Foster Care Review	FC	45	▲	+95.7%	+22	
	Abuse and Neglect	AN	35	▼	-30.0%	-15	
	Non-Family Abuse Protective Order	AP	26	▲	+36.8%	+7	
	Terminate Parental Rights	TP	25	▲	+150.0%	+15	
	Show Cause	SC	23	▲	+53.3%	+8	
	Initial Foster Care	IF	20	▲	+17.6%	+3	
	Voluntary Continuing Services and Support Agreem	VA	20	▲	+185.7%	+13	
	Emergency Custody Order	EC	18	▲	-	+18	
	Family Abuse - Protective Order	FP	10	▲	+900.0%	+9	
	Other	OT	10	▲	+233.3%	+7	
	Entrustment	ET	6	▲	+50.0%	+2	
	Capias	CA	5	▼	-28.6%	-2	
	Civil Violation	CI	5	▼	-61.5%	-8	
	Child In Need of Services	CS	3	▼	-50.0%	-3	
	Relief of Custody	CR	3	↔	-	-	
	Mental Commitment	MC	2	▲	+100.0%	+1	
	Juvenile Support	JS	1	▲	-	+1	
	Special Immigrant Juvenile Status	SI	1	↔	-	-	
	Emancipation	EP	0	▼	-100.0%	-1	
	Total			2,866	▼	-0.7%	-21
	GRAND TOTAL			6,324	▲	2.9%	+176

* Compared to same time period as previous year
 8/19/2024 3:39:14PM

** Case Type Categories are defined in the 2017 Virginia Judicial Workload Assessment
 Source: SCV-SQL-Information

Filings by Major Case Category**

Category	Summary	Change	% Change	Absolute Change
Adult Criminal	1,727	▼	+3.5%	+58
Child Dependency	210	▲	+32.9%	+52
Child in Need of Services/Supervision	112	▼	+9.8%	+10
Custody and Visitation	1,685	▼	-7.4%	-134
Delinquency	440	▼	-16.3%	-86
Juvenile Miscellaneous	85	▼	-32.0%	-40
New to Workload Study	6	▼	-57.1%	-8
Other	927	▲	+13.3%	+109
Protective Orders	325	▲	+16.9%	+47
Support	755	▲	+25.8%	+155
Traffic	52	▲	+33.3%	+13
GRAND TOTAL	6,324	▲	2.9%	+176

2024 Overall GRAND TOTAL		Distribution of Caseload		Change*		Percentage (%) of Caseload			
143 +3 2.1% 	Adult	90	63%	-5.3%	▼	-5	Adult	2023: 67.9%	2024: 62.9%
	Juvenile	53	37%	17.8%	▲	+8	Juvenile	2023: 32.1%	2024: 37.1%
GRAND TOTAL		143	100%	2.1%	▲	+3	GRAND TOTAL	100%	100%

Filings by Division & Code

Division	Case Type Description	Code	Summary	Change	% Change	Absolute Change
Adult	Civil Support	VS	22	▲	+46.7%	+7
	Other	OT	16	↔		-
	Show Cause	SC	13	▲	+30.0%	+3
	Family Abuse - Protective Order	FP	11	▼	-26.7%	-4
	Misdemeanor	CM	11	▼	-42.1%	-8
	Capias	CA	7	▼	-30.0%	-3
	Felony	CF	6	▼	-14.3%	-1
	Bond Forfeiture	BF	1	▼	-50.0%	-1
	Motion - Protective Order	MP	1	▲	-	+1
	Remand Support	RS	1	▲	-	+1
	Violation of Protective Order	PV	1	↔		-
Total			90	▼	-5.3%	-5
Juvenile	Custody Visitation	CV	34	↔		-
	Abuse and Neglect	AN	8	▲	-	+8
	Misdemeanor	DM	7	▲	+133.3%	+4
	Paternity	PT	2	▲	-	+2
	Traffic	T	1	↔		-
	Truancy	TR	1	↔		-
	Felony	DF	0	▼	-100.0%	-1
	Foster Care Review	FC	0	▼	-100.0%	-1
	Non-Family Abuse Protective Order	AP	0	▼	-100.0%	-2
	Remand Custody	RC	0	▼	-100.0%	-1
	Remand Visitation	RV	0	▼	-100.0%	-1
Total			53	▲	17.8%	+8
GRAND TOTAL			143	▲	2.1%	+3

Filings by Major Case Category**

Category	Summary	Change	% Change	Absolute Change	
Adult Criminal	33	▼	-28.3%	-13	
Child Dependency	8	▲	+700.0%	+7	
Child in Need of Services/Supervision	1	↔		0	
Custody and Visitation	36	▲	+5.9%	+2	
Delinquency	7	▲	+75.0%	+3	
Other	17	▲	-5.6%	-1	
Protective Orders	12	▲	-29.4%	-5	
Support	28	▲	+55.6%	+10	
Traffic	1	↔		0	
GRAND TOTAL		143	▲	2.1%	+3

* Compared to same time period as previous year
 8/19/2024 3:39:14PM

** Case Type Categories are defined in the 2017 Virginia Judicial Workload Assessment
 Source: SCV-SQL-Information

2024 Overall GRAND TOTAL		Distribution of Caseload			Change*		Percentage (%) of Caseload		
1,348 +55 4.3% 		Adult	759	56%	7.4% ▲	+52	Adult	54.7%	56.3%
		Juvenile	589	44%	0.5% ▲	+3	Juvenile	45.3%	43.7%
		GRAND TOTAL	1,348	100%	4.3% ▲	+55	GRAND TOTAL	100%	100%

Filings by Division & Code

Division	Case Type Description	Code	Summary	Change	% Change	Absolute Change	
Adult	Misdemeanor	CM	185	▲	+11.4%	+19	
	Show Cause	SC	166	▲	+124.3%	+92	
	Other	OT	138	▲	-5.5%	-8	
	Civil Support	VS	100	▼	-20.6%	-26	
	Family Abuse - Protective Order	FP	64	▼	-12.3%	-9	
	Felony	CF	34	▼	-20.9%	-9	
	Motion - Protective Order	MP	18	▲	+38.5%	+5	
	Remand Support	RS	17	▲	+142.9%	+10	
	Capias	CA	16	▼	-63.6%	-28	
	Violation of Protective Order	PV	13	▲	+62.5%	+5	
	Non-Family Abuse Protective Order	AP	7	▲	+75.0%	+3	
	Restricted License for Non-Support	SL	1	▼	-50.0%	-1	
	Bond Forfeiture	BF	0	▼	-100.0%	-1	
	Total		759	▲	7.4%	+52	
Juvenile	Custody Visitation	CV	393	▲	+1.0%	+4	
	Misdemeanor	DM	29	▼	-58.0%	-40	
	Remand Visitation	RV	26	▲	+136.4%	+15	
	Remand Custody	RC	25	▲	+150.0%	+15	
	Traffic	T	23	▲	+9.5%	+2	
	Status	ST	21	▲	+75.0%	+9	
	Motion - Protective Order	MP	11	▲	+175.0%	+7	
	Temporary Detention Order	TD	9	▲	+50.0%	+3	
	Foster Care Review	FC	8	↔	-	-	
	Non-Family Abuse Protective Order	AP	6	▲	+20.0%	+1	
	Child In Need of Services	CS	5	▲	+150.0%	+3	
	Other	OT	5	▲	-	+5	
	Paternity	PT	5	▼	-16.7%	-1	
	Permanency Planning	PH	5	▼	-16.7%	-1	
	Felony	DF	4	▼	-75.0%	-12	
	Initial Foster Care	IF	4	▲	+33.3%	+1	
	Abuse and Neglect	AN	3	▼	-50.0%	-3	
	Truancy	TR	2	↔	-	-	
	Civil Violation	CI	1	↔	-	-	
	Emergency Custody Order	EC	1	▲	-	+1	
	Relief of Custody	CR	1	▲	-	+1	
	Show Cause	SC	1	▼	-85.7%	-6	
	Voluntary Continuing Services and Support Agree	VA	1	▲	-	+1	
	Terminate Parental Rights	TP	0	▼	-100.0%	-2	
		Total		589	▲	0.5%	+3
		GRAND TOTAL		1,348	▲	4.3%	+55

Filings by Major Case Category**

Category	Summary	Change	% Change	Absolute Change
Adult Criminal	377	▲	+17.8%	+57
Child Dependency	22	▲	-12.0%	-3
Child in Need of Services/Supervision	7	▲	+75.0%	+3
Custody and Visitation	398	▼	+0.8%	+3
Delinquency	34	▼	-63.0%	-58

* Compared to same time period as previous year
 8/19/2024 3:39:14PM

** Case Type Categories are defined in the 2017 Virginia Judicial Workload Assessment
 Source: SCV-SQL-Information

Juvenile Miscellaneous	21	▲	+75.0%	+9
New to Workload Study	1	↔		0
Other	221	▲	+22.8%	+41
Protective Orders	106	▲	+7.1%	+7
Support	138	▲	-4.2%	-6
Traffic	23	▲	+9.5%	+2
GRAND TOTAL	1,348	▲	4.3%	+55

2024 Overall GRAND TOTAL		Distribution of Caseload		Change*		Percentage (%) of Caseload			
258	-24 -8.5%	Adult	143	55%	-2.7% ▼	-4	Adult	52.1%	55.4%
2024		Juvenile	115	45%	-14.8% ▼	-20	Juvenile	47.9%	44.6%
2023		GRAND TOTAL	258	100%	-8.5% ▼	-24	GRAND TOTAL	100%	100%

Filings by Division & Code

Division	Case Type Description	Code	Summary	Change	% Change	Absolute Change
Adult	Misdemeanor	CM	36	▼	-25.0%	-12
	Other	OT	30	▼	-30.2%	-13
	Civil Support	VS	23	↔		-
	Show Cause	SC	22	▲	+340.0%	+17
	Family Abuse - Protective Order	FP	17	▲	+30.8%	+4
	Capias	CA	6	▲	-	+6
	Felony	CF	3	▼	-70.0%	-7
	Violation of Protective Order	PV	3	▲	+50.0%	+1
	Motion - Protective Order	MP	2	▼	-33.3%	-1
	Restricted License for Non-Support	SL	1	▲	-	+1
	Total		143	▼	-2.7%	-4
Juvenile	Custody Visitation	CV	58	▼	-32.6%	-28
	Foster Care Review	FC	11	▲	+450.0%	+9
	Misdemeanor	DM	10	▼	-44.4%	-8
	Non-Family Abuse Protective Order	AP	9	▲	-	+9
	Traffic	T	5	▼	-70.6%	-12
	Abuse and Neglect	AN	4	▲	-	+4
	Initial Foster Care	IF	3	▲	-	+3
	Other	OT	3	▲	-	+3
	Paternity	PT	3	▼	-25.0%	-1
	Truancy	TR	3	▲	+50.0%	+1
	Show Cause	SC	2	↔		-
	Capias	CA	1	▲	-	+1
	Felony	DF	1	↔		-
	Permanency Planning	PH	1	▲	-	+1
	Status	ST	1	▲	-	+1
	Entrustment	ET	0	▼	-100.0%	-1
	Temporary Detention Order	TD	0	▼	-100.0%	-1
	Voluntary Continuing Services and Support Agreem	VA	0	▼	-100.0%	-1
		Total		115	▼	-14.8%
	GRAND TOTAL		258	▼	-8.5%	-24

Filings by Major Case Category**

Category	Summary	Change	% Change	Absolute Change		
Adult Criminal	61	▲	-4.7%	-3		
Child Dependency	19	▲	+375.0%	+15		
Child in Need of Services/Supervision	3	▲	+50.0%	+1		
Custody and Visitation	61	▼	-32.2%	-29		
Delinquency	14	▲	-33.3%	-7		
Juvenile Miscellaneous	1	▲	-	+1		
Other	33	▲	-25.0%	-11		
Protective Orders	28	▲	+75.0%	+12		
Support	33	▲	+37.5%	+9		
Traffic	5	▼	-70.6%	-12		
	GRAND TOTAL		258	▼	-8.5%	-24

* Compared to same time period as previous year
 8/19/2024 3:39:14PM

** Case Type Categories are defined in the 2017 Virginia Judicial Workload Assessment
 Source: SCV-SQL-Information

2024 Overall GRAND TOTAL		Distribution of Caseload		Change*		Percentage (%) of Caseload		
<p>2024 686 +63 10.1%</p> <p>2023 623</p>	Adult	414	60%	31.0% ▲	+98	Adult	2023	2024
	Juvenile	272	40%	-11.4% ▼	-35	Juvenile	50.7%	60.3%
GRAND TOTAL		686	100%	10.1% ▲	+63	GRAND TOTAL	100%	100%

Filings by Division & Code

Division	Case Type Description	Code	Summary	Change	% Change	Absolute Change
Adult	Other	OT	95	▲	+46.2%	+30
	Misdemeanor	CM	91	▲	+37.9%	+25
	Civil Support	VS	73	▲	+35.2%	+19
	Show Cause	SC	70	▲	+32.1%	+17
	Family Abuse - Protective Order	FP	37	▲	+8.8%	+3
	Capias	CA	20	▲	+122.2%	+11
	Felony	CF	10	▼	-41.2%	-7
	Motion - Protective Order	MP	5	▼	-16.7%	-1
	Remand Support	RS	5	▲	+150.0%	+3
	Violation of Protective Order	PV	5	▲	+150.0%	+3
	Criminal Support	CS	2	▲	-	+2
	Non-Family Abuse Protective Order	AP	1	▼	-85.7%	-6
	Restricted License for Non-Support	SL	0	▼	-100.0%	-1
Total			414	▲	31.0%	+98
Juvenile	Custody Visitation	CV	175	▼	-13.4%	-27
	Traffic	T	27	▲	+28.6%	+6
	Misdemeanor	DM	25	▼	-45.7%	-21
	Truancy	TR	7	▲	+133.3%	+4
	Non-Family Abuse Protective Order	AP	5	▲	+150.0%	+3
	Remand Custody	RC	5	▲	-	+5
	Remand Visitation	RV	5	▲	-	+5
	Foster Care Review	FC	4	▼	-20.0%	-1
	Paternity	PT	4	▲	+33.3%	+1
	Show Cause	SC	4	↔	-	-
	Status	ST	4	▲	-	+4
	Child In Need of Services	CS	2	▲	+100.0%	+1
	Abuse and Neglect	AN	1	▼	-50.0%	-1
	Emergency Custody Order	EC	1	▲	-	+1
	Felony	DF	1	▼	-83.3%	-5
	Other	OT	1	▲	-	+1
	Permanency Planning	PH	1	▼	-66.7%	-2
	Capias	CA	0	▼	-100.0%	-1
	Civil Violation	CI	0	▼	-100.0%	-1
	Qualified Residential Treatment	QR	0	▼	-100.0%	-1
Terminate Parental Rights	TP	0	▼	-100.0%	-6	
Total			272	▼	-11.4%	-35
GRAND TOTAL			686	▲	10.1%	+63

Filings by Major Case Category**

Category	Summary	Change	% Change	Absolute Change
Adult Criminal	153	▲	+13.3%	+18
Child Dependency	6	▼	-64.7%	-11
Child in Need of Services/Supervision	9	▲	+125.0%	+5
Custody and Visitation	179	▲	-12.7%	-26
Delinquency	30	▼	-47.4%	-27
Juvenile Miscellaneous	4	▲	-	+4
New to Workload Study	0	▼	-100.0%	-1
Other	112	▲	+67.2%	+45

* Compared to same time period as previous year
 8/19/2024 3:39:14PM

** Case Type Categories are defined in the 2017 Virginia Judicial Workload Assessment
 Source: SCV-SQL-Information

Protective Orders	48	▲	-2.0%	-1
Support	118	▲	+76.1%	+51
Traffic	27	▲	+28.6%	+6
GRAND TOTAL	686	▲	10.1%	+63

2024 Overall GRAND TOTAL		Distribution of Caseload		Change*		Percentage (%) of Caseload			
227	-35 -13.4%	Adult	101	44%	0.0%	0	Adult	38.5%	44.5%
		Juvenile	126	56%	-21.7%	-35	Juvenile	61.5%	55.5%
		GRAND TOTAL	227	100%	-13.4%	-35	GRAND TOTAL	100%	100%

Filings by Division & Code

Division	Case Type Description	Code	Summary	Change	% Change	Absolute Change
Adult	Misdemeanor	CM	34	▲	+112.5%	+18
	Civil Support	VS	17	▼	-39.3%	-11
	Other	OT	14	▼	-17.6%	-3
	Show Cause	SC	14	▼	-17.6%	-3
	Family Abuse - Protective Order	FP	8	↔		-
	Capias	CA	7	▼	-12.5%	-1
	Felony	CF	4	▼	-33.3%	-2
	Motion - Protective Order	MP	1	▲	-	+1
	Non-Family Abuse Protective Order	AP	1	↔		-
	Violation of Protective Order	PV	1	▲	-	+1
	Total		101		0.0%	0
Juvenile	Custody Visitation	CV	79	▼	-4.8%	-4
	Abuse and Neglect	AN	9	▼	-50.0%	-9
	Status	ST	7	▲	+250.0%	+5
	Traffic	T	7	▲	+16.7%	+1
	Permanency Planning	PH	6	▲	+500.0%	+5
	Initial Foster Care	IF	4	▼	-33.3%	-2
	Terminate Parental Rights	TP	4	▲	-	+4
	Misdemeanor	DM	3	▼	-76.9%	-10
	Felony	DF	2	▼	-60.0%	-3
	Child In Need of Services	CS	1	▼	-66.7%	-2
	Foster Care Review	FC	1	▼	-75.0%	-3
	Other	OT	1	▲	-	+1
	Paternity	PT	1	↔		-
	Show Cause	SC	1	▼	-80.0%	-4
	Civil Violation	CI	0	▼	-100.0%	-1
	Emergency Custody Order	EC	0	▼	-100.0%	-1
	Entrustment	ET	0	▼	-100.0%	-1
	Motion - Protective Order	MP	0	▼	-100.0%	-2
	Temporary Detention Order	TD	0	▼	-100.0%	-1
	Truancy	TR	0	▼	-100.0%	-7
Voluntary Continuing Services and Support Agree	VA	0	▼	-100.0%	-1	
	Total		126	▼	-21.7%	-35
GRAND TOTAL			227	▼	-13.4%	-35

Filings by Major Case Category**

Category	Summary	Change	% Change	Absolute Change
Adult Criminal	57	▲	+39.0%	+16
Child Dependency	24	▲	-22.6%	-7
Child in Need of Services/Supervision	1	▼	-90.0%	-9
Custody and Visitation	80	▼	-4.8%	-4
Delinquency	6	▼	-73.9%	-17
Juvenile Miscellaneous	7	▲	+250.0%	+5
New to Workload Study	0	▼	-100.0%	-1
Other	15	▲	-21.1%	-4
Protective Orders	10	▲	-9.1%	-1
Support	20	▼	-41.2%	-14

* Compared to same time period as previous year
 8/19/2024 3:39:14PM

** Case Type Categories are defined in the 2017 Virginia Judicial Workload Assessment
 Source: SCV-SQL-Information

Traffic		7	▲	+16.7%	+1
	GRAND TOTAL	227	▼	-13.4%	-35

2024 Overall GRAND TOTAL		Distribution of Caseload		Change*		Percentage (%) of Caseload			
332	-26 -7.3%	Adult	184	55%	5.1% ▲	+9	Adult	48.9%	55.4%
2024		Juvenile	148	45%	-19.1% ▼	-35	Juvenile	51.1%	44.6%
2023		GRAND TOTAL	332	100%	-7.3% ▼	-26	GRAND TOTAL	100%	100%

Filings by Division & Code

Division	Case Type Description	Code	Summary	Change	% Change	Absolute Change
Adult	Misdemeanor	CM	41	▲	+20.6%	+7
	Other	OT	39	▲	+2.6%	+1
	Show Cause	SC	26	▲	-25.7%	-9
	Civil Support	VS	25	▼	-13.8%	-4
	Felony	CF	17	▲	+750.0%	+15
	Family Abuse - Protective Order	FP	16	▲	+14.3%	+2
	Capias	CA	8	▼	-42.9%	-6
	Violation of Protective Order	PV	5	↔		-
	Non-Family Abuse Protective Order	AP	3	▲	-	+3
	Motion - Protective Order	MP	2	▲	+100.0%	+1
	Remand Support	RS	2	↔		-
	Temporary Detention Order	TD	0	▼	-100.0%	-1
		Total		184	▲	5.1%
Juvenile	Custody Visitation	CV	83	▼	-8.8%	-8
	Status	ST	14	▲	+250.0%	+10
	Initial Foster Care	IF	8	▲	-	+8
	Misdemeanor	DM	7	▼	-77.4%	-24
	Traffic	T	5	▼	-64.3%	-9
	Abuse and Neglect	AN	4	▼	-50.0%	-4
	Felony	DF	4	▼	-20.0%	-1
	Foster Care Review	FC	4	▲	-	+4
	Remand Visitation	RV	3	▲	+200.0%	+2
	Truancy	TR	3	↔		-
	Child In Need of Services	CS	2	▼	-33.3%	-1
	Paternity	PT	2	▲	+100.0%	+1
	Permanency Planning	PH	2	▲	-	+2
	Remand Custody	RC	2	▲	+100.0%	+1
	Show Cause	SC	2	▼	-83.3%	-10
	Non-Family Abuse Protective Order	AP	1	▲	-	+1
	Other	OT	1	▲	-	+1
	Temporary Detention Order	TD	1	▼	-50.0%	-1
	Civil Violation	CI	0	▼	-100.0%	-5
	Motion - Protective Order	MP	0	▼	-100.0%	-2
	Total		148	▼	-19.1%	-35
GRAND TOTAL			332	▼	-7.3%	-26

Filings by Major Case Category**

Category	Summary	Change	% Change	Absolute Change
Adult Criminal	88	▲	+3.5%	+3
Child Dependency	18	▲	+125.0%	+10
Child in Need of Services/Supervision	5	▼	-16.7%	-1
Custody and Visitation	85	▲	-7.6%	-7
Delinquency	13	▼	-72.9%	-35
Juvenile Miscellaneous	14	▲	+250.0%	+10
New to Workload Study	0	▼	-100.0%	-5
Other	48	▲	+6.7%	+3
Protective Orders	22	▲	+29.4%	+5
Support	34	▲		0

* Compared to same time period as previous year
 8/19/2024 3:39:14PM

** Case Type Categories are defined in the 2017 Virginia Judicial Workload Assessment
 Source: SCV-SQL-Information

Traffic		5	▼	-64.3%	-9
	GRAND TOTAL	332	▼	-7.3%	-26

2024 Overall GRAND TOTAL		Distribution of Caseload		Change*		Percentage (%) of Caseload			
646 -98 -13.2% 		Adult	317	49%	-5.1% ▼	-17	Adult	44.9%	49.1%
		Juvenile	329	51%	-19.8% ▼	-81	Juvenile	55.1%	50.9%
		GRAND TOTAL	646	100%	-13.2% ▼	-98	GRAND TOTAL	100%	100%

Filings by Division & Code

Division	Case Type Description	Code	Summary	Change	% Change	Absolute Change	
Adult	Misdemeanor	CM	73	▼	-27.7%	-28	
	Show Cause	SC	69	▲	+200.0%	+46	
	Civil Support	VS	60	▼	-15.5%	-11	
	Other	OT	43	▲		-	
	Family Abuse - Protective Order	FP	39	▲	+21.9%	+7	
	Felony	CF	18	▼	-48.6%	-17	
	Capias	CA	6	▼	-57.1%	-8	
	Remand Support	RS	4	▲	+33.3%	+1	
	Non-Family Abuse Protective Order	AP	2	▲	-	+2	
	Violation of Protective Order	PV	2	▼	-33.3%	-1	
	Motion - Protective Order	MP	1	▼	-87.5%	-7	
	Violation Family Abuse Protective Order	PS	0	▼	-100.0%	-1	
		Total		317	▼	-5.1%	-17
Juvenile	Custody Visitation	CV	217	▼	-6.5%	-15	
	Misdemeanor	DM	37	▼	-41.3%	-26	
	Felony	DF	21	▲	+16.7%	+3	
	Traffic	T	15	▼	-60.5%	-23	
	Paternity	PT	7	▲	+75.0%	+3	
	Show Cause	SC	4	▼	-42.9%	-3	
	Status	ST	4	▼	-60.0%	-6	
	Abuse and Neglect	AN	3	▲	+50.0%	+1	
	Child In Need of Services	CS	3	▲	+50.0%	+1	
	Permanency Planning	PH	3	▼	-25.0%	-1	
	Initial Foster Care	IF	2	▲	+100.0%	+1	
	Non-Family Abuse Protective Order	AP	2	▼	-71.4%	-5	
	Relief of Custody	CR	2	▲	-	+2	
	Temporary Detention Order	TD	2	▲	+100.0%	+1	
	Entrustment	ET	1	↔		-	
	Mental Commitment	MC	1	▼	-50.0%	-1	
	Motion - Protective Order	MP	1	↔		-	
	Other	OT	1	▼	-66.7%	-2	
	Remand Custody	RC	1	▼	-75.0%	-3	
	Remand Visitation	RV	1	▼	-75.0%	-3	
	Truancy	TR	1	▲	-	+1	
	Family Abuse - Protective Order	FP	0	▼	-100.0%	-1	
	Foster Care Review	FC	0	▼	-100.0%	-2	
	Terminate Parental Rights	TP	0	▼	-100.0%	-1	
	Voluntary Continuing Services and Support Agreem	VA	0	▼	-100.0%	-2	
		Total		329	▼	-19.8%	-81
	GRAND TOTAL			646	▼	-13.2%	-98

Filings by Major Case Category**




Category	Summary	Change	% Change	Absolute Change
Adult Criminal	127	▲	-20.1%	-32
Child Dependency	11	▲	-15.4%	-2
Child in Need of Services/Supervision	4	▲	+100.0%	+2
Custody and Visitation	224	▲	-5.1%	-12
Delinquency	62	▼	-29.5%	-26

CPSS - JCMS CASELOAD STATISTICS OF THE JUVENILE & DOMESTIC RELATIONS DISTRICT COURTS
 January 2024 thru July 2024 Filings (Compared to January 2023 thru July 2023)

New Kent

District: 9 FIPS: 127

Juvenile Miscellaneous	4	▼	-60.0%	-6
Other	53	▲	-11.7%	-7
Protective Orders	45	▲	-8.2%	-4
Support	101	▲	+13.5%	+12
Traffic	15	▼	-60.5%	-23
GRAND TOTAL	646	▼	-13.2%	-98

2024 Overall GRAND TOTAL		Distribution of Caseload		Change*		Percentage (%) of Caseload			
2,431	-240 -9.0%	Adult	1,364	56%	2.4% ▲	+32	Adult	49.9%	56.1%
2024 		Juvenile	1,067	44%	-20.3% ▼	-272	Juvenile	50.1%	43.9%
2023 		GRAND TOTAL	2,431	100%	-9.0% ▼	-240	GRAND TOTAL	100%	100%

Filings by Division & Code

Division	Case Type Description	Code	Summary	Change	% Change	Absolute Change	
Adult	Misdemeanor	CM	329	▲	+27.0%	+70	
	Show Cause	SC	254	▼	-17.5%	-54	
	Other	OT	225	▼	-12.5%	-32	
	Civil Support	VS	158	▼	-18.1%	-35	
	Felony	CF	153	▲	+77.9%	+67	
	Capias	CA	108	▲	+61.2%	+41	
	Family Abuse - Protective Order	FP	65	▼	-4.4%	-3	
	Remand Support	RS	42	▼	-27.6%	-16	
	Motion - Protective Order	MP	16	▲	+33.3%	+4	
	Violation of Protective Order	PV	10	▼	-41.2%	-7	
	Non-Family Abuse Protective Order	AP	3	▲	+200.0%	+2	
	Bond Forfeiture	BF	1	▼	-66.7%	-2	
	Restricted License for Non-Support	SL	0	▼	-100.0%	-3	
	Total		1,364	▲	2.4%	+32	
Juvenile	Custody Visitation	CV	540	▼	-27.3%	-203	
	Misdemeanor	DM	95	▼	-22.1%	-27	
	Remand Custody	RC	70	▼	-7.9%	-6	
	Remand Visitation	RV	69	▼	-12.7%	-10	
	Show Cause	SC	51	▼	-8.9%	-5	
	Truancy	TR	31	▼	-24.4%	-10	
	Felony	DF	29	▲	+61.1%	+11	
	Status	ST	28	▲	-9.7%	-3	
	Traffic	T	26	▲	+36.8%	+7	
	Permanency Planning	PH	19	▲	+280.0%	+14	
	Motion - Protective Order	MP	17	▲	+6.3%	+1	
	Special Immigrant Juvenile Status	SI	16	▲	+14.3%	+2	
	Terminate Parental Rights	TP	15	▲	+400.0%	+12	
	Abuse and Neglect	AN	11	▼	-71.1%	-27	
	Paternity	PT	11	▼	-35.3%	-6	
	Civil Violation	CI	8	▲	+33.3%	+2	
	Temporary Detention Order	TD	8	▲	+300.0%	+6	
	Foster Care Review	FC	6	▼	-62.5%	-10	
	Non-Family Abuse Protective Order	AP	5	▼	-37.5%	-3	
	Other	OT	5	▲	+25.0%	+1	
	Emergency Custody Order	EC	2	▼	-50.0%	-2	
	Capias	CA	1	▼	-50.0%	-1	
	Family Abuse - Protective Order	FP	1	▲	-	+1	
	Initial Foster Care	IF	1	▼	-93.3%	-14	
	Violation of Protective Order	PV	1	▲	-	+1	
	Voluntary Continuing Services and Support Agree	VA	1	↔	-	-	
	Child In Need of Services	CS	0	▼	-100.0%	-1	
	Entrustment	ET	0	▼	-100.0%	-2	
		Total		1,067	▼	-20.3%	-272
		GRAND TOTAL		2,431	▼	-9.0%	-240

Filings by Major Case Category**

Category	Summary	Change	% Change	Absolute Change
Adult Criminal	814	▲	+23.9%	+157
Child Dependency	53	▲	-33.8%	-27

* Compared to same time period as previous year
 8/19/2024 3:39:14PM

** Case Type Categories are defined in the 2017 Virginia Judicial Workload Assessment
 Source: SCV-SQL-Information

Child in Need of Services/Supervision	31	▼	-26.2%	-11
Custody and Visitation	551	▼	-27.5%	-209
Delinquency	177	▲	-10.6%	-21
Juvenile Miscellaneous	28	▲	-9.7%	-3
New to Workload Study	24	▲	+20.0%	+4
Other	421	▲	-12.3%	-59
Protective Orders	107	▲	+1.9%	+2
Support	199	▼	-28.7%	-80
Traffic	26	▲	+36.8%	+7
GRAND TOTAL	2,431	▼	-9.0%	-240

2024 Overall GRAND TOTAL		Distribution of Caseload		Change*		Percentage (%) of Caseload					
2,430 +509 26.5% 	2024 2023	Adult	1,256	52%	22.5% ▲	+231	Adult	2023	53.4%	2024	51.7%
		Juvenile	1,174	48%	31.0% ▲	+278	Juvenile	46.6%	48.3%		
GRAND TOTAL		2,430	100%	26.5% ▲	+509	GRAND TOTAL	100%	100%			

Filings by Division & Code

Division	Case Type Description	Code	Summary	Change	% Change	Absolute Change
Adult	Misdemeanor	CM	313	▲	+20.8%	+54
	Civil Support	VS	207	▲	+14.4%	+26
	Felony	CF	181	▲	+63.1%	+70
	Show Cause	SC	179	▲	+37.7%	+49
	Other	OT	164	▼	-1.8%	-3
	Family Abuse - Protective Order	FP	73	▼	-13.1%	-11
	Capias	CA	68	▲	+51.1%	+23
	Remand Support	RS	41	▲	+28.1%	+9
	Motion - Protective Order	MP	20	▲	+150.0%	+12
	Non-Family Abuse Protective Order	AP	9	▲	+50.0%	+3
	Restricted License for Non-Support	SL	1	▼	-50.0%	-1
Total			1,256	▲	22.5%	+231
Juvenile	Custody Visitation	CV	603	▲	+17.8%	+91
	Misdemeanor	DM	197	▲	+41.7%	+58
	Felony	DF	67	▲	+168.0%	+42
	Remand Custody	RC	52	▲	+40.5%	+15
	Remand Visitation	RV	51	▲	+37.8%	+14
	Traffic	T	44	▼	-8.3%	-4
	Abuse and Neglect	AN	28	▲	+833.3%	+25
	Other	OT	15	▲	-	+15
	Foster Care Review	FC	14	▲	+250.0%	+10
	Terminate Parental Rights	TP	13	▲	+160.0%	+8
	Truancy	TR	13	▼	-27.8%	-5
	Show Cause	SC	11	▼	-15.4%	-2
	Non-Family Abuse Protective Order	AP	10	▲	+900.0%	+9
	Permanency Planning	PH	10	▲	+11.1%	+1
	Status	ST	8	▼	-33.3%	-4
	Paternity	PT	7	▼	-22.2%	-2
	Temporary Detention Order	TD	6	▲	+200.0%	+4
	Capias	CA	4	▲	+300.0%	+3
	Civil Violation	CI	4	↔	-	-
	Child In Need of Services	CS	3	▲	+50.0%	+1
	Emergency Custody Order	EC	3	▲	-	+3
	Initial Foster Care	IF	3	▼	-25.0%	-1
	Entrustment	ET	2	▲	-	+2
	Family Abuse - Protective Order	FP	2	▼	-66.7%	-4
	Juvenile Support	JS	1	▲	-	+1
	Motion - Protective Order	MP	1	▲	-	+1
	Qualified Residential Treatment	QR	1	↔	-	-
	Voluntary Continuing Services and Support Agree	VA	1	▲	-	+1
	Child at Risk	RI	0	▼	-100.0%	-2
	Mental Commitment	MC	0	▼	-100.0%	-1
	Special Immigrant Juvenile Status	SI	0	▼	-100.0%	-1
Total			1,174	▲	31.0%	+278
GRAND TOTAL			2,430	▲	26.5%	+509

* Compared to same time period as previous year
 8/19/2024 3:39:14PM

** Case Type Categories are defined in the 2017 Virginia Judicial Workload Assessment
 Source: SCV-SQL-Information

Filings by Major Case Category**

Category	Summary	Change	% Change	Absolute Change
Adult Criminal	696	▲	+33.8%	+176
Child Dependency	72	▲	+157.1%	+44
Child in Need of Services/Supervision	17	▲	-15.0%	-3
Custody and Visitation	610	▼	+17.1%	+89
Delinquency	278	▲	+56.2%	+100
Juvenile Miscellaneous	8	▲	-33.3%	-4
New to Workload Study	4	▼	-20.0%	-1
Other	332	▲	+20.3%	+56
Protective Orders	115	▲	+9.5%	+10
Support	254	▲	+22.1%	+46
Traffic	44	▼	-8.3%	-4
GRAND TOTAL	2,430	▲	26.5%	+509

* Compared to same time period as previous year
 8/19/2024 3:39:14PM

** Case Type Categories are defined in the 2017 Virginia Judicial Workload Assessment
 Source: SCV-SQL-Information

2024 Overall GRAND TOTAL		Distribution of Caseload		Change*		Percentage (%) of Caseload		
789	+19 2.5%	Adult	371 47%	13.8% ▲	+45	Adult	2023 42.3%	2024 47.0%
2024		Juvenile	418 53%	-5.9% ▼	-26	Juvenile	57.7%	53.0%
2023		GRAND TOTAL	789 100%	2.5% ▲	+19	GRAND TOTAL	100%	100%

Filings by Division & Code

Division	Case Type Description	Code	Summary	Change	% Change	Absolute Change	
Adult	Felony	CF	82	▲	+215.4%	+56	
	Misdemeanor	CM	82	▲	+54.7%	+29	
	Other	OT	58	▼	-4.9%	-3	
	Civil Support	VS	52	▼	-29.7%	-22	
	Family Abuse - Protective Order	FP	34	▼	-5.6%	-2	
	Show Cause	SC	34	▼	-26.1%	-12	
	Capias	CA	14	▲	+7.7%	+1	
	Motion - Protective Order	MP	9	↔		-	
	Non-Family Abuse Protective Order	AP	3	▼	-25.0%	-1	
	Violation of Protective Order	PV	2	▲	+100.0%	+1	
	Remand Support	RS	1	↔		-	
	Restricted License for Non-Support	SL	0	▼	-100.0%	-1	
	Violation Family Abuse Protective Order	PS	0	▼	-100.0%	-1	
	Total		371	▲	13.8%	+45	
Juvenile	Custody Visitation	CV	194	▼	-18.8%	-45	
	Truancy	TR	56	▲	+12.0%	+6	
	Misdemeanor	DM	47	▼	-6.0%	-3	
	Status	ST	28	▲	+2,700.0%	+27	
	Traffic	T	24	▲	+60.0%	+9	
	Permanency Planning	PH	12	▲	+9.1%	+1	
	Foster Care Review	FC	9	▼	-25.0%	-3	
	Initial Foster Care	IF	6	↔		-	
	Abuse and Neglect	AN	5	▼	-54.5%	-6	
	Child In Need of Services	CS	4	▼	-33.3%	-2	
	Felony	DF	4	▼	-77.8%	-14	
	Non-Family Abuse Protective Order	AP	4	▼	-42.9%	-3	
	Relief of Custody	CR	4	▲	+300.0%	+3	
	Remand Custody	RC	4	▲	+100.0%	+2	
	Remand Visitation	RV	4	▲	+100.0%	+2	
	Other	OT	3	▲	-	+3	
	Paternity	PT	3	▲	+50.0%	+1	
	Terminate Parental Rights	TP	3	▲	+200.0%	+2	
	Family Abuse - Protective Order	FP	2	▲	-	+2	
	Temporary Detention Order	TD	1	▼	-75.0%	-3	
	Voluntary Continuing Services and Support Agree	VA	1	▼	-50.0%	-1	
	Motion - Protective Order	MP	0	▼	-100.0%	-3	
	Show Cause	SC	0	▼	-100.0%	-1	
		Total		418	▼	-5.9%	-26
	GRAND TOTAL			789	▲	2.5%	+19

Filings by Major Case Category**

Category	Summary	Change	% Change	Absolute Change
Adult Criminal	196	▲	+59.3%	+73
Child Dependency	40	▲	-9.1%	-4
Child in Need of Services/Supervision	60	▼	+7.1%	+4
Custody and Visitation	197	▲	-18.3%	-44
Delinquency	51	▼	-26.1%	-18
Juvenile Miscellaneous	28	▲	+2,700.0%	+27

* Compared to same time period as previous year
 8/19/2024 3:39:14PM

** Case Type Categories are defined in the 2017 Virginia Judicial Workload Assessment
 Source: SCV-SQL-Information

Other	71	▲	+1.4%	+1
Protective Orders	52	▲	-11.9%	-7
Support	70	▼	-23.9%	-22
Traffic	24	▲	+60.0%	+9
GRAND TOTAL	789	▲	2.5%	+19

2024 Overall GRAND TOTAL		Distribution of Caseload			Change*		Percentage (%) of Caseload		
527	+38 7.8%	Adult	298	57%	10.8% ▲	+29	Adult	55.0%	56.5%
2024		Juvenile	229	43%	4.1% ▲	+9	Juvenile	45.0%	43.5%
2023		GRAND TOTAL	527	100%	7.8% ▲	+38	GRAND TOTAL	100%	100%

Filings by Division & Code

Division	Case Type Description	Code	Summary	Change	% Change	Absolute Change
Adult	Other	OT	65	▲	+32.7%	+16
	Show Cause	SC	58	▲	+52.6%	+20
	Misdemeanor	CM	56	▼	-25.3%	-19
	Civil Support	VS	46	▲	+21.1%	+8
	Family Abuse - Protective Order	FP	31	▲	+29.2%	+7
	Felony	CF	24	▲	+71.4%	+10
	Capias	CA	10	▼	-44.4%	-8
	Motion - Protective Order	MP	3	↔		-
	Restricted License for Non-Support	SL	2	▲	-	+2
	Non-Family Abuse Protective Order	AP	1	▼	-66.7%	-2
	Protective Order	PC	1	▼	-85.7%	-6
	Remand Support	RS	1	▲	-	+1
	Total		298	▲	10.8%	+29
Juvenile	Custody Visitation	CV	148	▲	+6.5%	+9
	Traffic	T	22	▲	+120.0%	+12
	Truancy	TR	19	▼	-17.4%	-4
	Misdemeanor	DM	9	▼	-50.0%	-9
	Foster Care Review	FC	7	▲	+133.3%	+4
	Initial Foster Care	IF	6	▲	+200.0%	+4
	Abuse and Neglect	AN	5	▼	-16.7%	-1
	Paternity	PT	5	▲	+150.0%	+3
	Show Cause	SC	3	▲		-
	Temporary Detention Order	TD	2	▼	-33.3%	-1
	Felony	DF	1	▼	-83.3%	-5
	Other	OT	1	▲	-	+1
	Permanency Planning	PH	1	↔		-
	Civil Violation	CI	0	▼	-100.0%	-2
	Motion - Protective Order	MP	0	▼	-100.0%	-1
	Relief of Custody	CR	0	▼	-100.0%	-1
		Total		229	▲	4.1%
GRAND TOTAL			527	▲	7.8%	+38

Filings by Major Case Category**

Category	Summary	Change	% Change	Absolute Change
Adult Criminal	132	▲	+0.8%	+1
Child Dependency	19	▲	+46.2%	+6
Child in Need of Services/Supervision	20	▼	-23.1%	-6
Custody and Visitation	153	▲	+8.5%	+12
Delinquency	12	▲	-50.0%	-12
New to Workload Study	0	▼	-100.0%	-2
Other	69	▲	+32.7%	+17
Protective Orders	35	▼	+12.9%	+4
Support	65	▲	+10.2%	+6
Traffic	22	▲	+120.0%	+12
GRAND TOTAL		527	▲	7.8%

* Compared to same time period as previous year
 8/19/2024 3:39:14PM

** Case Type Categories are defined in the 2017 Virginia Judicial Workload Assessment
 Source: SCV-SQL-Information

2024 Overall GRAND TOTAL		Distribution of Caseload			Change*		Percentage (%) of Caseload			
366 	+25	Adult	181	49%	-10.8%	▼	-22	Adult	59.5%	49.5%
	7.3%	Juvenile	185	51%	34.1%	▲	+47	Juvenile	40.5%	50.5%
		GRAND TOTAL	366	100%	7.3%	▲	+25	GRAND TOTAL	100%	100%

Filings by Division & Code

Division	Case Type Description	Code	Summary	Change	% Change	Absolute Change
Adult	Civil Support	VS	42	▲	+5.0%	+2
	Other	OT	39	▲	+2.6%	+1
	Show Cause	SC	31	▲	+138.5%	+18
	Family Abuse - Protective Order	FP	25	▲	+13.6%	+3
	Misdemeanor	CM	20	▼	-66.7%	-40
	Felony	CF	7	▼	-50.0%	-7
	Motion - Protective Order	MP	7	▲	+40.0%	+2
	Capias	CA	6	▼	-25.0%	-2
	Non-Family Abuse Protective Order	AP	2	▼	-33.3%	-1
	Violation Family Abuse Protective Order	PS	1	▲	-	+1
	Violation of Protective Order	PV	1	▲	-	+1
Total			181	▼	-10.8%	-22
Juvenile	Custody Visitation	CV	112	▲	+24.4%	+22
	Misdemeanor	DM	19	▲	+11.8%	+2
	Traffic	T	10	▲	+42.9%	+3
	Felony	DF	9	▲	+200.0%	+6
	Motion - Protective Order	MP	6	▲	-	+6
	Abuse and Neglect	AN	4	▲	-	+4
	Non-Family Abuse Protective Order	AP	4	▲	+100.0%	+2
	Child In Need of Services	CS	3	▲	+200.0%	+2
	Other	OT	3	▲	-	+3
	Permanency Planning	PH	3	▼	-25.0%	-1
	Truancy	TR	3	▲	+50.0%	+1
	Paternity	PT	2	▲	+100.0%	+1
	Temporary Detention Order	TD	2	▲	-	+2
	Terminate Parental Rights	TP	2	↔	-	-
	Emergency Custody Order	EC	1	▲	-	+1
	Foster Care Review	FC	1	▼	-83.3%	-5
	Initial Foster Care	IF	1	↔	-	-
	Qualified Residential Treatment	QR	0	▼	-100.0%	-1
	Voluntary Continuing Services and Support Agreen	VA	0	▼	-100.0%	-1
	Total			185	▲	34.1%
GRAND TOTAL			366	▲	7.3%	+25

Filings by Major Case Category**

Category	Summary	Change	% Change	Absolute Change	
Adult Criminal	61	▲	-35.8%	-34	
Child Dependency	11	▲	-26.7%	-4	
Child in Need of Services/Supervision	6	▲	+100.0%	+3	
Custody and Visitation	114	▲	+25.3%	+23	
Delinquency	28	▲	+40.0%	+8	
Other	45	▲	+18.4%	+7	
Protective Orders	44	▲	+37.5%	+12	
Support	47	▲	+17.5%	+7	
Traffic	10	▲	+42.9%	+3	
GRAND TOTAL		366	▲	7.3%	+25

* Compared to same time period as previous year
 8/19/2024 3:39:14PM

** Case Type Categories are defined in the 2017 Virginia Judicial Workload Assessment
 Source: SCV-SQL-Information

2024 Overall GRAND TOTAL		Distribution of Caseload			Change*		Percentage (%) of Caseload		
292	-26 -8.2%	Adult	165	57%	-0.6%	-1	Adult	52.2%	56.5%
2024		Juvenile	127	43%	-16.4%	-25	Juvenile	47.8%	43.5%
2023		GRAND TOTAL	292	100%	-8.2%	-26	GRAND TOTAL	100%	100%

Filings by Division & Code

Division	Case Type Description	Code	Summary	Change	% Change	Absolute Change
Adult	Civil Support	VS	32	▼	-3.0%	-1
	Show Cause	SC	29	▲	-3.3%	-1
	Other	OT	27	▼	-20.6%	-7
	Family Abuse - Protective Order	FP	26	▲	+271.4%	+19
	Misdemeanor	CM	21	▼	-46.2%	-18
	Felony	CF	12	▲	+71.4%	+5
	Capias	CA	8	▲	-33.3%	-4
	Motion - Protective Order	MP	5	▲	+400.0%	+4
	Non-Family Abuse Protective Order	AP	4	▲	+300.0%	+3
	Violation of Protective Order	PV	1	▼	-50.0%	-1
	Total		165	▼	-0.6%	-1
Juvenile	Custody Visitation	CV	65	▼	-20.7%	-17
	Misdemeanor	DM	19	▲	+111.1%	+10
	Traffic	T	9	▼	-30.8%	-4
	Abuse and Neglect	AN	7	▼	-73.1%	-19
	Motion - Protective Order	MP	7	▲	+75.0%	+3
	Truancy	TR	5	▲	+150.0%	+3
	Non-Family Abuse Protective Order	AP	3	▲	-	+3
	Family Abuse - Protective Order	FP	2	▲	-	+2
	Initial Foster Care	IF	2	▲	-	+2
	Remand Visitation	RV	2	▲	-	+2
	Status	ST	2	▲	-	-
	Capias	CA	1	▲	-	+1
	Child In Need of Services	CS	1	↔	-	-
	Paternity	PT	1	▲	-	+1
	Relief of Custody	CR	1	▲	-	+1
	Civil Violation	CI	0	▼	-100.0%	-1
	Felony	DF	0	▼	-100.0%	-1
	Foster Care Review	FC	0	▼	-100.0%	-5
	Permanency Planning	PH	0	▼	-100.0%	-1
	Show Cause	SC	0	▼	-100.0%	-3
Temporary Detention Order	TD	0	▼	-100.0%	-1	
Voluntary Continuing Services and Support Agreem	VA	0	▼	-100.0%	-1	
	Total		127	▼	-16.4%	-25
GRAND TOTAL			292	▼	-8.2%	-26




Filings by Major Case Category**

Category	Summary	Change	% Change	Absolute Change
Adult Criminal	56	▼	-33.3%	-28
Child Dependency	10	▲	-69.7%	-23
Child in Need of Services/Supervision	6	▲	+100.0%	+3
Custody and Visitation	67	▲	-18.3%	-15
Delinquency	19	▼	+46.2%	+6
Juvenile Miscellaneous	2	▲	-	0
New to Workload Study	0	▼	-100.0%	-1
Other	29	▲	-17.1%	-6
Protective Orders	47	▲	+261.5%	+34
Support	47	▲	+20.5%	+8

* Compared to same time period as previous year
 8/19/2024 3:39:14PM

** Case Type Categories are defined in the 2017 Virginia Judicial Workload Assessment
 Source: SCV-SQL-Information

Traffic		9	▼	-30.8%	-4
	GRAND TOTAL	292	▼	-8.2%	-26

2024 Overall GRAND TOTAL		Distribution of Caseload			Change*		Percentage (%) of Caseload		
1,205	-31 -2.5%	Adult	663	55%	-13.6% ▼	-104	Adult	62.1%	55.0%
2024 		Juvenile	542	45%	15.6% ▲	+73	Juvenile	37.9%	45.0%
2023 		GRAND TOTAL	1,205	100%	-2.5% ▼	-31	GRAND TOTAL	100%	100%

Filings by Division & Code

Division	Case Type Description	Code	Summary	Change	% Change	Absolute Change	
Adult	Misdemeanor	CM	153	▼	-19.5%	-37	
	Civil Support	VS	137	▼	-23.5%	-42	
	Other	OT	120	▼	-2.4%	-3	
	Show Cause	SC	109	▼	-15.5%	-20	
	Family Abuse - Protective Order	FP	56	▼	-5.1%	-3	
	Felony	CF	40	▼	-21.6%	-11	
	Capias	CA	31	▲	+40.9%	+9	
	Non-Family Abuse Protective Order	AP	5	▲	+66.7%	+2	
	Remand Support	RS	3	▲	+50.0%	+1	
	Violation Family Abuse Protective Order	PS	3	▲	+200.0%	+2	
	Violation of Protective Order	PV	3	▲	+200.0%	+2	
	Motion - Protective Order	MP	2	▲	+100.0%	+1	
	Restricted License for Non-Support	SL	1	▼	-50.0%	-1	
	Criminal Support	CS	0	▼	-100.0%	-4	
	Total		663	▼	-13.6%	-104	
Juvenile	Custody Visitation	CV	304	▲	+28.3%	+67	
	Misdemeanor	DM	80	▲	+21.2%	+14	
	Felony	DF	27	▼	-15.6%	-5	
	Paternity	PT	22	▼	-8.3%	-2	
	Traffic	T	22	▼	-31.3%	-10	
	Motion - Protective Order	MP	13	▲	+62.5%	+5	
	Voluntary Continuing Services and Support Agreen	VA	10	▲	+25.0%	+2	
	Child In Need of Services	CS	7	▲	+75.0%	+3	
	Civil Violation	CI	6	▲	+100.0%	+3	
	Terminate Parental Rights	TP	6	▲	+500.0%	+5	
	Permanency Planning	PH	5	▼	-37.5%	-3	
	Relief of Custody	CR	5	▲	+66.7%	+2	
	Truancy	TR	5	▲	+25.0%	+1	
	Emergency Custody Order	EC	4	▲	+100.0%	+2	
	Non-Family Abuse Protective Order	AP	4	▲	+33.3%	+1	
	Remand Custody	RC	4	▼	-33.3%	-2	
	Remand Visitation	RV	4	▲	+100.0%	+2	
	Temporary Detention Order	TD	3	▼	-50.0%	-3	
	Capias	CA	2	▲	-	+2	
	Foster Care Review	FC	2	▼	-75.0%	-6	
	Other	OT	2	▼	-33.3%	-1	
	Abuse and Neglect	AN	1	▼	-75.0%	-3	
	Emancipation	EP	1	▲	-	+1	
	Family Abuse - Protective Order	FP	1	▲	-	+1	
	Initial Foster Care	IF	1	▲	-	+1	
	Qualified Residential Treatment	QR	1	↔	-	-	
	Status	ST	0	▼	-100.0%	-4	
		Total		542	▲	15.6%	+73
	GRAND TOTAL			1,205	▼	-2.5%	-31

Filings by Major Case Category**

Category	Summary	Change	% Change	Absolute Change
Adult Criminal	298	▲	-17.7%	-64
Child Dependency	31	▲	-6.1%	-2

* Compared to same time period as previous year
 8/19/2024 3:39:14PM

** Case Type Categories are defined in the 2017 Virginia Judicial Workload Assessment
 Source: SCV-SQL-Information

Child in Need of Services/Supervision	12	▲	+50.0%	+4
Custody and Visitation	326	▲	+24.9%	+65
Delinquency	109	▲	+11.2%	+11
Juvenile Miscellaneous	1	▲	-75.0%	-3
New to Workload Study	6	▲	+100.0%	+3
Other	140	▲	-2.8%	-4
Protective Orders	81	▲	+9.5%	+7
Support	179	▼	-17.5%	-38
Traffic	22	▼	-31.3%	-10
GRAND TOTAL	1,205	▼	-2.5%	-31

2024 Overall GRAND TOTAL		Distribution of Caseload		Change*		Percentage (%) of Caseload		
428	-12 -2.7%	Adult	209 49%	-8.7% ▼	-20	Adult	52.0%	48.8%
		Juvenile	219 51%	3.8% ▲	+8	Juvenile	48.0%	51.2%
		GRAND TOTAL	428 100%	-2.7% ▼	-12	GRAND TOTAL	100%	100%

Filings by Division & Code

Division	Case Type Description	Code	Summary	Change	% Change	Absolute Change
Adult	Civil Support	VS	51	▼	-13.6%	-8
	Misdemeanor	CM	51	▲	+8.5%	+4
	Other	OT	32	▼	-8.6%	-3
	Show Cause	SC	26	▲	-40.9%	-18
	Family Abuse - Protective Order	FP	20	▼	-4.8%	-1
	Felony	CF	14	▲	+75.0%	+6
	Capias	CA	6	▼	-40.0%	-4
	Violation of Protective Order	PV	5	▲	-	+5
	Motion - Protective Order	MP	3	↔	-	-
	Non-Family Abuse Protective Order	AP	1	▼	-50.0%	-1
	Total		209	▼	-8.7%	-20
Juvenile	Custody Visitation	CV	120	▲	+11.1%	+12
	Misdemeanor	DM	42	▲	+40.0%	+12
	Abuse and Neglect	AN	7	▼	-12.5%	-1
	Traffic	T	7	▲	+40.0%	+2
	Truancy	TR	7	▼	-46.2%	-6
	Child In Need of Services	CS	5	▲	+150.0%	+3
	Entrustment	ET	5	▲	-	+5
	Felony	DF	5	▼	-66.7%	-10
	Permanency Planning	PH	4	▲	-	+4
	Status	ST	4	▼	-33.3%	-2
	Terminate Parental Rights	TP	3	▲	-	+3
	Civil Violation	CI	2	▲	+100.0%	+1
	Paternity	PT	2	▼	-66.7%	-4
	Show Cause	SC	2	▲	-	+2
	Foster Care Review	FC	1	▼	-75.0%	-3
	Non-Family Abuse Protective Order	AP	1	▼	-80.0%	-4
	Temporary Detention Order	TD	1	▲	-	+1
	Voluntary Continuing Services and Support Agreem	VA	1	↔	-	-
	Initial Foster Care	IF	0	▼	-100.0%	-4
	Other	OT	0	▼	-100.0%	-3
	Total		219	▲	3.8%	+8
	GRAND TOTAL		428	▼	-2.7%	-12

Filings by Major Case Category**

Category	Summary	Change	% Change	Absolute Change
Adult Criminal	96	▲	-9.4%	-10
Child Dependency	21	▲	+23.5%	+4
Child in Need of Services/Supervision	12	▲	-20.0%	-3
Custody and Visitation	122	▼	+7.0%	+8
Delinquency	49	▲	+8.9%	+4
Juvenile Miscellaneous	4	▼	-33.3%	-2
New to Workload Study	2	▲	+100.0%	+1
Other	33	▲	-13.2%	-5
Protective Orders	25	▼	-19.4%	-6
Support	57	▲	-8.1%	-5
Traffic	7	▲	+40.0%	+2

* Compared to same time period as previous year
 8/19/2024 3:39:14PM

** Case Type Categories are defined in the 2017 Virginia Judicial Workload Assessment
 Source: SCV-SQL-Information

GRAND TOTAL

428



-2.7%

-12

2024 Overall GRAND TOTAL		Distribution of Caseload			Change*		Percentage (%) of Caseload		
1,161	-48 -4.0%	Adult	573	49%	1.1% ▲	+6	Adult	46.9%	49.4%
2024		Juvenile	588	51%	-8.4% ▼	-54	Juvenile	53.1%	50.6%
2023		GRAND TOTAL	1,161	100%	-4.0% ▼	-48	GRAND TOTAL	100%	100%

Filings by Division & Code

Division	Case Type Description	Code	Summary	Change	% Change	Absolute Change	
Adult	Civil Support	VS	124	▼	-8.8%	-12	
	Show Cause	SC	109	▲	+12.4%	+12	
	Misdemeanor	CM	108	▲	+1.9%	+2	
	Other	OT	81	▼	-12.0%	-11	
	Family Abuse - Protective Order	FP	59	▲	+11.3%	+6	
	Felony	CF	45	▲	+9.8%	+4	
	Capias	CA	25	▲	+31.6%	+6	
	Motion - Protective Order	MP	9	▲	+12.5%	+1	
	Non-Family Abuse Protective Order	AP	4	▲	+33.3%	+1	
	Protective Order	PC	3	▲	-	+3	
	Violation of Protective Order	PV	3	▼	-50.0%	-3	
	Remand Support	RS	1	▼	-66.7%	-2	
	Restricted License for Non-Support	SL	1	↔	-	-	
	Violation Family Abuse Protective Order	PS	1	▲	-	+1	
Bond Forfeiture	BF	0	▼	-100.0%	-2		
	Total		573	▲	1.1%	+6	
Juvenile	Custody Visitation	CV	309	▼	-8.3%	-28	
	Misdemeanor	DM	79	▼	-7.1%	-6	
	Motion - Protective Order	MP	43	↔	-	-	
	Traffic	T	39	▲	+11.4%	+4	
	Paternity	PT	34	▲	+13.3%	+4	
	Truancy	TR	15	▲	+275.0%	+11	
	Abuse and Neglect	AN	13	▼	-23.5%	-4	
	Status	ST	10	▲	+66.7%	+4	
	Child In Need of Services	CS	8	▼	-33.3%	-4	
	Foster Care Review	FC	8	↔	-	-	
	Felony	DF	6	▼	-62.5%	-10	
	Permanency Planning	PH	6	▼	-33.3%	-3	
	Terminate Parental Rights	TP	5	▼	-16.7%	-1	
	Emergency Custody Order	EC	3	▲	-	+3	
	Initial Foster Care	IF	3	▼	-62.5%	-5	
	Civil Violation	CI	1	▲	-	+1	
	Non-Family Abuse Protective Order	AP	1	▼	-66.7%	-2	
	Relief of Custody	CR	1	▼	-85.7%	-6	
	Remand Custody	RC	1	▼	-75.0%	-3	
	Remand Visitation	RV	1	▼	-66.7%	-2	
	Temporary Detention Order	TD	1	▼	-50.0%	-1	
	Voluntary Continuing Services and Support Agreem	VA	1	↔	-	-	
	Child at Risk	RI	0	▼	-100.0%	-1	
	Entrustment	ET	0	▼	-100.0%	-3	
	Other	OT	0	▼	-100.0%	-1	
	Qualified Residential Treatment	QR	0	▼	-100.0%	-1	
		Total		588	▼	-8.4%	-54
	GRAND TOTAL			1,161	▼	-4.0%	-48

Filings by Major Case Category**

Category	Summary	Change	% Change	Absolute Change
Adult Criminal	250	▲	+2.0%	+5
Child Dependency	37	▼	-39.3%	-24

* Compared to same time period as previous year
 8/19/2024 3:39:14PM

** Case Type Categories are defined in the 2017 Virginia Judicial Workload Assessment
 Source: SCV-SQL-Information

Child in Need of Services/Supervision	23	▲	+43.8%	+7
Custody and Visitation	343	▲	-6.5%	-24
Delinquency	85	▼	-15.8%	-16
Juvenile Miscellaneous	10	▲	+66.7%	+4
New to Workload Study	1	▲	-	+1
Other	88	▲	-16.2%	-17
Protective Orders	116	▼	+5.5%	+6
Support	169	▲	+3.7%	+6
Traffic	39	▲	+11.4%	+4
GRAND TOTAL	1,161	▼	-4.0%	-48

2024 Overall GRAND TOTAL		Distribution of Caseload		Change*		Percentage (%) of Caseload			
597 -65 -9.8% 		Adult	313	52%	-17.0% ▼	-64	Adult	56.9%	52.4%
		Juvenile	284	48%	-0.4% ▼	-1	Juvenile	43.1%	47.6%
		GRAND TOTAL	597	100%	-9.8% ▼	-65	GRAND TOTAL	100%	100%

Filings by Division & Code

Division	Case Type Description	Code	Summary	Change	% Change	Absolute Change
Adult	Civil Support	VS	85	▲	+1.2%	+1
	Other	OT	56	▼	-16.4%	-11
	Misdemeanor	CM	52	▼	-37.3%	-31
	Show Cause	SC	50	▼	-36.7%	-29
	Family Abuse - Protective Order	FP	34	▲	+54.5%	+12
	Capias	CA	14	▼	-22.2%	-4
	Felony	CF	14	▼	-6.7%	-1
	Motion - Protective Order	MP	5	▲	+66.7%	+2
	Non-Family Abuse Protective Order	AP	2	▼	-66.7%	-4
	Protective Order	PC	1	▲	-	+1
	Total		313	▼	-17.0%	-64
Juvenile	Custody Visitation	CV	188	▲	+0.5%	+1
	Misdemeanor	DM	28	▲	+21.7%	+5
	Traffic	T	21	▼	-41.7%	-15
	Paternity	PT	10	▲	+233.3%	+7
	Motion - Protective Order	MP	6	▲	+500.0%	+5
	Child In Need of Services	CS	5	↔	-	-
	Temporary Detention Order	TD	5	▲	+66.7%	+2
	Abuse and Neglect	AN	4	▼	-20.0%	-1
	Truancy	TR	4	▲	+33.3%	+1
	Capias	CA	3	▲	+200.0%	+2
	Emergency Custody Order	EC	2	▲	-	+2
	Non-Family Abuse Protective Order	AP	2	▲	-	+2
	Civil Violation	CI	1	▲	-	+1
	Felony	DF	1	▼	-91.7%	-11
	Foster Care Review	FC	1	↔	-	-
	Permanency Planning	PH	1	▲	-	+1
	Remand Custody	RC	1	▲	-	+1
	Show Cause	SC	1	▼	-66.7%	-2
	Terminate Parental Rights	TP	0	▼	-100.0%	-2
	Total		284	▼	-0.4%	-1
	GRAND TOTAL		597	▼	-9.8%	-65

Filings by Major Case Category**

Category	Summary	Change	% Change	Absolute Change	
Adult Criminal	91	▲	-45.2%	-75	
Child Dependency	6	▲	-25.0%	-2	
Child in Need of Services/Supervision	9	▲	+12.5%	+1	
Custody and Visitation	198	▲	+4.2%	+8	
Delinquency	33	▲	-15.4%	-6	
New to Workload Study	1	▲	-	+1	
Other	64	▲	-8.6%	-6	
Protective Orders	49	▲	+53.1%	+17	
Support	125	▲	+10.6%	+12	
Traffic	21	▼	-41.7%	-15	
	GRAND TOTAL		597	▼	-9.8%

* Compared to same time period as previous year
 8/19/2024 3:39:14PM

** Case Type Categories are defined in the 2017 Virginia Judicial Workload Assessment
 Source: SCV-SQL-Information

2024 Overall GRAND TOTAL		Distribution of Caseload		Change*		Percentage (%) of Caseload			
487 	+22	Adult	274	56%	26.9% ▲	+58	Adult	46.5%	56.3%
	4.7%	Juvenile	213	44%	-14.5% ▼	-36	Juvenile	53.5%	43.7%
GRAND TOTAL		487	100%	4.7% ▲	+22	GRAND TOTAL		100%	100%

Filings by Division & Code

Division	Case Type Description	Code	Summary	Change	% Change	Absolute Change
Adult	Misdemeanor	CM	74	▲	+85.0%	+34
	Civil Support	VS	57	▲	+50.0%	+19
	Other	OT	46	▲	+4.5%	+2
	Show Cause	SC	34	▲	-15.0%	-6
	Felony	CF	23	▲	+155.6%	+14
	Family Abuse - Protective Order	FP	16	▼	-11.1%	-2
	Capias	CA	15	▼	-16.7%	-3
	Motion - Protective Order	MP	4	▲	+33.3%	+1
	Non-Family Abuse Protective Order	AP	3	▲	+50.0%	+1
	Remand Support	RS	2	↔		-
	Protective Order	PC	0	▼	-100.0%	-1
	Restricted License for Non-Support	SL	0	▼	-100.0%	-1
Total			274	▲	26.9%	+58
Juvenile	Custody Visitation	CV	113	▼	-22.1%	-32
	Show Cause	SC	38	▲	+72.7%	+16
	Truancy	TR	22	▲	+100.0%	+11
	Misdemeanor	DM	12	▼	-42.9%	-9
	Felony	DF	6	▼	-45.5%	-5
	Terminate Parental Rights	TP	4	▲	-	+4
	Traffic	T	3	▼	-50.0%	-3
	Non-Family Abuse Protective Order	AP	2	↔		-
	Remand Custody	RC	2	▼	-71.4%	-5
	Special Immigrant Juvenile Status	SI	2	▲	-	+2
	Temporary Detention Order	TD	2	▲	-	+2
	Child In Need of Services	CS	1	▼	-50.0%	-1
	Foster Care Review	FC	1	↔		-
	Initial Foster Care	IF	1	▲	-	+1
	Paternity	PT	1	▼	-50.0%	-1
	Permanency Planning	PH	1	▼	-85.7%	-6
	Status	ST	1	▲	-	+1
	Voluntary Continuing Services and Support Agree	VA	1	▼	-50.0%	-1
	Motion - Protective Order	MP	0	▼	-100.0%	-3
	Other	OT	0	▼	-100.0%	-2
	Qualified Residential Treatment	QR	0	▼	-100.0%	-4
	Relief of Custody	CR	0	▼	-100.0%	-1
Total			213	▼	-14.5%	-36
GRAND TOTAL			487	▲	4.7%	+22

Filings by Major Case Category**

Category	Summary	Change	% Change	Absolute Change
Adult Criminal	134	▲	+35.4%	+35
Child Dependency	8	▲	-46.7%	-7
Child in Need of Services/Supervision	23	▲	+76.9%	+10
Custody and Visitation	114	▼	-22.4%	-33
Delinquency	56	▼	+3.7%	+2
Juvenile Miscellaneous	1	▲	-	+1
New to Workload Study	2	▲	-	+2
Other	52	▲	-5.5%	-3

* Compared to same time period as previous year
 8/19/2024 3:39:14PM

** Case Type Categories are defined in the 2017 Virginia Judicial Workload Assessment
 Source: SCV-SQL-Information

CPSS - JCMS CASELOAD STATISTICS OF THE JUVENILE & DOMESTIC RELATIONS DISTRICT COURTS
January 2024 thru July 2024 Filings (Compared to January 2023 thru July 2023)

Protective Orders	25	▼	-10.7%	-3
Support	69	▼	+43.8%	+21
Traffic	3	▼	-50.0%	-3
GRAND TOTAL	487	▲	4.7%	+22

2024 Overall GRAND TOTAL		Distribution of Caseload			Change*		Percentage (%) of Caseload		
1,221 +93 8.2% 	2024 2023	Adult	656	54%	7.9% ▲	+48	Adult	53.9%	53.7%
		Juvenile	565	46%	8.7% ▲	+45	Juvenile	46.1%	46.3%
GRAND TOTAL		1,221	100%	8.2% ▲	+93	GRAND TOTAL	100%	100%	

Filings by Division & Code

Division	Case Type Description	Code	Summary	Change	% Change	Absolute Change
Adult	Misdemeanor	CM	152	▼	-7.9%	-13
	Other	OT	121	▼	+3.4%	+4
	Civil Support	VS	112	▼	-0.9%	-1
	Show Cause	SC	98	▲	+24.1%	+19
	Felony	CF	88	▲	+114.6%	+47
	Capias	CA	41	▲	+57.7%	+15
	Family Abuse - Protective Order	FP	35	▼	-25.5%	-12
	Motion - Protective Order	MP	4	▼	-60.0%	-6
	Non-Family Abuse Protective Order	AP	4	▼	-55.6%	-5
	Criminal Support	CS	1	▲	-	+1
	Restricted License for Non-Support	SL	0	▼	-100.0%	-1
Total			656	▲	7.9%	+48
Juvenile	Custody Visitation	CV	344	▲	+1.8%	+6
	Misdemeanor	DM	86	▲	+53.6%	+30
	Traffic	T	34	▼	-17.1%	-7
	Abuse and Neglect	AN	22	▲	+450.0%	+18
	Foster Care Review	FC	17	▲	+142.9%	+10
	Felony	DF	13	▼	-38.1%	-8
	Permanency Planning	PH	9	▼	-35.7%	-5
	Initial Foster Care	IF	8	▲	-	+8
	Emergency Custody Order	EC	5	▲	+400.0%	+4
	Temporary Detention Order	TD	5	▲	+66.7%	+2
	Other	OT	4	▲	-	+4
	Paternity	PT	4	▼	-66.7%	-8
	Terminate Parental Rights	TP	4	▼	-50.0%	-4
	Show Cause	SC	3	▼	-50.0%	-3
	Capias	CA	2	▼	-33.3%	-1
	Child In Need of Services	CS	1	▼	-66.7%	-2
	Non-Family Abuse Protective Order	AP	1	↔	-	-
	Relief of Custody	CR	1	▲	-	+1
	Truancy	TR	1	↔	-	-
	Voluntary Continuing Services and Support Agree	VA	1	▲	-	+1
Emancipation	EP	0	▼	-100.0%	-1	
Total			565	▲	8.7%	+45
GRAND TOTAL			1,221	▲	8.2%	+93

Filings by Major Case Category**

Category	Summary	Change	% Change	Absolute Change
Adult Criminal	339	▲	+21.9%	+61
Child Dependency	62	▲	+87.9%	+29
Child in Need of Services/Supervision	2	▼	-50.0%	-2
Custody and Visitation	348	▼	-0.6%	-2
Delinquency	104	▼	+20.9%	+18
Juvenile Miscellaneous	0	▼	-100.0%	-1
Other	135	▲	+11.6%	+14
Protective Orders	44	▼	-34.3%	-23
Support	153	▲	+4.1%	+6
Traffic	34	▼	-17.1%	-7

* Compared to same time period as previous year
 8/19/2024 3:39:14PM

** Case Type Categories are defined in the 2017 Virginia Judicial Workload Assessment
 Source: SCV-SQL-Information

GRAND TOTAL

1,221

▲

8.2%

+93

2024 Overall GRAND TOTAL		Distribution of Caseload		Change*		Percentage (%) of Caseload		
511	-46 -8.3%	Adult	282 55%	4.4% ▲	+12	Adult	48.5%	55.2%
2024		Juvenile	229 45%	-20.2% ▼	-58	Juvenile	51.5%	44.8%
2023		GRAND TOTAL	511 100%	-8.3% ▼	-46	GRAND TOTAL	100%	100%

Filings by Division & Code

Division	Case Type Description	Code	Summary	Change	% Change	Absolute Change
Adult	Misdemeanor	CM	70	▲	+20.7%	+12
	Other	OT	57	▼	-5.0%	-3
	Show Cause	SC	52	▲	+57.6%	+19
	Civil Support	VS	50	▼	-23.1%	-15
	Capias	CA	17	▼	-	-
	Family Abuse - Protective Order	FP	12	▼	-42.9%	-9
	Felony	CF	10	▼	-9.1%	-1
	Motion - Protective Order	MP	6	▲	+100.0%	+3
	Violation of Protective Order	PV	3	▲	+200.0%	+2
	Non-Family Abuse Protective Order	AP	2	▲	+100.0%	+1
	Remand Support	RS	2	▲	-	+2
	Protective Order	PC	1	▲	-	+1
		Total		282	▲	4.4%
Juvenile	Custody Visitation	CV	108	▼	-32.5%	-52
	Misdemeanor	DM	30	▼	-11.8%	-4
	Show Cause	SC	25	▲	+92.3%	+12
	Truancy	TR	17	▲	+30.8%	+4
	Abuse and Neglect	AN	12	▲	+100.0%	+6
	Traffic	T	9	▼	-50.0%	-9
	Felony	DF	5	▼	-16.7%	-1
	Motion - Protective Order	MP	5	▲	+400.0%	+4
	Child In Need of Services	CS	4	▲	+300.0%	+3
	Voluntary Continuing Services and Support Agreem	VA	3	▼	-40.0%	-2
	Civil Violation	CI	2	▲	-	+2
	Temporary Detention Order	TD	2	▲	+100.0%	+1
	Initial Foster Care	IF	1	↔	-	-
	Non-Family Abuse Protective Order	AP	1	▼	-50.0%	-1
	Other	OT	1	▼	-75.0%	-3
	Paternity	PT	1	▼	-80.0%	-4
	Remand Custody	RC	1	▼	-50.0%	-1
	Remand Visitation	RV	1	▲	-	+1
	Status	ST	1	▲	-50.0%	-1
	Foster Care Review	FC	0	▼	-100.0%	-4
	Permanency Planning	PH	0	▼	-100.0%	-8
	Qualified Residential Treatment	QR	0	▼	-100.0%	-1
		Total		229	▼	-20.2%
	GRAND TOTAL		511	▼	-8.3%	-46

Filings by Major Case Category**

Category	Summary	Change	% Change	Absolute Change
Adult Criminal	130	▲	+27.5%	+28
Child Dependency	16	▼	-36.0%	-9
Child in Need of Services/Supervision	21	▲	+50.0%	+7
Custody and Visitation	109	▼	-33.9%	-56
Delinquency	60	▲	+13.2%	+7
Juvenile Miscellaneous	1	▲	-50.0%	-1
New to Workload Study	2	▲	-	+2
Other	64	▲	-4.5%	-3

* Compared to same time period as previous year
 8/19/2024 3:39:14PM

** Case Type Categories are defined in the 2017 Virginia Judicial Workload Assessment
 Source: SCV-SQL-Information

CPSS - JCMS CASELOAD STATISTICS OF THE JUVENILE & DOMESTIC RELATIONS DISTRICT COURTS
 January 2024 thru July 2024 Filings (Compared to January 2023 thru July 2023)

Protective Orders	26	▲	-7.1%	-2
Support	73	▲	-12.0%	-10
Traffic	9	▼	-50.0%	-9
GRAND TOTAL	511	▼	-8.3%	-46

2024 Overall GRAND TOTAL		Distribution of Caseload			Change*		Percentage (%) of Caseload		
1,960 +127 6.9% 	Adult Juvenile GRAND TOTAL	1,312	67%	14.6% ▲	+167	Adult Juvenile GRAND TOTAL	2023	2024	
		648	33%	-5.8% ▼	-40	62.5%	66.9%		
		1,960	100%	6.9% ▲	+127	GRAND TOTAL	100%	100%	

Filings by Division & Code

Division	Case Type Description	Code	Summary	Change	% Change	Absolute Change	
Adult	Misdemeanor	CM	375	▲	+16.5%	+53	
	Other	OT	346	▲	+21.4%	+61	
	Civil Support	VS	226	▲	+55.9%	+81	
	Show Cause	SC	105	▼	-21.1%	-28	
	Capias	CA	89	▲	+3.5%	+3	
	Felony	CF	79	▼	-10.2%	-9	
	Family Abuse - Protective Order	FP	74	▲	+13.8%	+9	
	Motion - Protective Order	MP	7	▼	-36.4%	-4	
	Violation of Protective Order	PV	6	▲	+20.0%	+1	
	Bond Forfeiture	BF	2	▼	-33.3%	-1	
	Non-Family Abuse Protective Order	AP	1	↔		-	
	Protective Order	PC	1	▲	-	+1	
	Restricted License for Non-Support	SL	1	▲	-	+1	
	Remand Support	RS	0	▼	-100.0%	-1	
	Total		1,312	▲	14.6%	+167	
Juvenile	Custody Visitation	CV	355	▲	+1.7%	+6	
	Mental Commitment	MC	80	▼	-19.2%	-19	
	Misdemeanor	DM	58	▲	+9.4%	+5	
	Felony	DF	27	▲	+50.0%	+9	
	Permanency Planning	PH	17	▲	+325.0%	+13	
	Show Cause	SC	13	▲	+8.3%	+1	
	Truancy	TR	13	▼	-13.3%	-2	
	Traffic	T	12	▼	-57.1%	-16	
	Abuse and Neglect	AN	10	▼	-60.0%	-15	
	Paternity	PT	9	▼	-25.0%	-3	
	Temporary Detention Order	TD	9	▲	+28.6%	+2	
	Emergency Custody Order	EC	7	▲	+250.0%	+5	
	Initial Foster Care	IF	6	▼	-62.5%	-10	
	Non-Family Abuse Protective Order	AP	5	▼	-50.0%	-5	
	Status	ST	5	▲	-	+5	
	Foster Care Review	FC	4	▼	-50.0%	-4	
	Other	OT	4	▲	+100.0%	+2	
	Special Immigrant Juvenile Status	SI	4	▼	-20.0%	-1	
	Child In Need of Services	CS	3	▲	+50.0%	+1	
	Terminate Parental Rights	TP	2	▼	-80.0%	-8	
	Voluntary Continuing Services and Support Agree	VA	2	▲	-	+2	
	Civil Violation	CI	1	▲	-	+1	
	Emancipation	EP	1	▲	-	+1	
	Family Abuse - Protective Order	FP	1	▼	-50.0%	-1	
	Qualified Residential Treatment	QR	0	▼	-100.0%	-1	
	Relief of Custody	CR	0	▼	-100.0%	-2	
	Remand Custody	RC	0	▼	-100.0%	-4	
	Remand Visitation	RV	0	▼	-100.0%	-2	
		Total		648	▼	-5.8%	-40
	GRAND TOTAL			1,960	▲	6.9%	+127

* Compared to same time period as previous year
 8/19/2024 3:39:14PM

** Case Type Categories are defined in the 2017 Virginia Judicial Workload Assessment
 Source: SCV-SQL-Information

Filings by Major Case Category**

Category	Summary	Change	% Change	Absolute Change
Adult Criminal	595	▲	+6.8%	+38
Child Dependency	41	▲	-37.9%	-25
Child in Need of Services/Supervision	17	▲		0
Custody and Visitation	364	▼	+0.8%	+3
Delinquency	97	▲	+16.9%	+14
Juvenile Miscellaneous	6	▲	-	+6
New to Workload Study	5	▲		0
Other	446	▲	+10.9%	+44
Protective Orders	88	▼	-1.1%	-1
Support	289	▲	+28.4%	+64
Traffic	12	▼	-57.1%	-16
GRAND TOTAL	1,960	▲	6.9%	+127

* Compared to same time period as previous year
 8/19/2024 3:39:14PM

** Case Type Categories are defined in the 2017 Virginia Judicial Workload Assessment
 Source: SCV-SQL-Information

2024 Overall GRAND TOTAL		Distribution of Caseload		Change*		Percentage (%) of Caseload		
633	+81 14.7%	Adult	344 54%	11.3% ▲	+35	Adult	2023 56.0%	2024 54.3%
2024		Juvenile	289 46%	18.9% ▲	+46	Juvenile	44.0%	45.7%
2023		GRAND TOTAL	633 100%	14.7% ▲	+81	GRAND TOTAL	100%	100%

Filings by Division & Code

Division	Case Type Description	Code	Summary	Change	% Change	Absolute Change
Adult	Show Cause	SC	73	▼	-9.9%	-8
	Civil Support	VS	70	▲	+14.8%	+9
	Misdemeanor	CM	60	▼	-9.1%	-6
	Other	OT	55	▲	+34.1%	+14
	Family Abuse - Protective Order	FP	25	▲	+31.6%	+6
	Felony	CF	25	▲	+177.8%	+16
	Capias	CA	19	▲	+26.7%	+4
	Remand Support	RS	7	↔		-
	Motion - Protective Order	MP	5	↔		-
	Non-Family Abuse Protective Order	AP	3	▼	-40.0%	-2
	Violation Family Abuse Protective Order	PS	1	▲	-	+1
	Violation of Protective Order	PV	1	▲	-	+1
	Total		344	▲	11.3%	+35
Juvenile	Custody Visitation	CV	189	▲	+39.0%	+53
	Misdemeanor	DM	24	▲	+60.0%	+9
	Show Cause	SC	12	▲	-58.6%	-17
	Traffic	T	12	▼	-29.4%	-5
	Child In Need of Services	CS	7	▲	+40.0%	+2
	Felony	DF	6	▼	-33.3%	-3
	Truancy	TR	6	▲	+20.0%	+1
	Remand Custody	RC	5	▲	+66.7%	+2
	Remand Visitation	RV	5	▲	+150.0%	+3
	Abuse and Neglect	AN	4	▼	-33.3%	-2
	Civil Violation	CI	4	▲	-	+4
	Status	ST	4	▲	+100.0%	+2
	Permanency Planning	PH	3	▲	+50.0%	+1
	Foster Care Review	FC	2	▼	-50.0%	-2
	Other	OT	2	▲	+100.0%	+1
	Initial Foster Care	IF	1	▼	-50.0%	-1
	Non-Family Abuse Protective Order	AP	1	▼	-50.0%	-1
	Temporary Detention Order	TD	1	▲	-	+1
	Voluntary Continuing Services and Support Agree	VA	1	▲	-	+1
	Paternity	PT	0	▼	-100.0%	-1
Qualified Residential Treatment	QR	0	▼	-100.0%	-2	
	Total		289	▲	18.9%	+46
GRAND TOTAL			633	▲	14.7%	+81

Filings by Major Case Category**

Category	Summary	Change	% Change	Absolute Change
Adult Criminal	151	▲	+6.3%	+9
Child Dependency	11	▲	-31.3%	-5
Child in Need of Services/Supervision	14	▲	+40.0%	+4
Custody and Visitation	189	▼	+38.0%	+52
Delinquency	41	▼	-22.6%	-12
Juvenile Miscellaneous	4	▲	+100.0%	+2
New to Workload Study	4	▲	-	+4
Other	75	▲	+38.9%	+21
Protective Orders	34	▼	+9.7%	+3

* Compared to same time period as previous year
 8/19/2024 3:39:14PM

** Case Type Categories are defined in the 2017 Virginia Judicial Workload Assessment
 Source: SCV-SQL-Information

Support	98	▲	+8.9%	+8
Traffic	12	▼	-29.4%	-5
GRAND TOTAL	633	▲	14.7%	+81

2024 Overall GRAND TOTAL		Distribution of Caseload			Change*		Percentage (%) of Caseload		
11,324	-759 -6.3%	Adult	5,872	52%	0.9% ▲	+50	Adult	48.2%	51.9%
2024		Juvenile	5,452	48%	-12.9% ▼	-809	Juvenile	51.8%	48.1%
2023		GRAND TOTAL	11,324	100%	-6.3% ▼	-759	GRAND TOTAL	100%	100%

Filings by Division & Code

Division	Case Type Description	Code	Summary	Change	% Change	Absolute Change
Adult	Civil Support	VS	1,358	▲	+4.7%	+61
	Misdemeanor	CM	1,179	▼	-3.9%	-48
	Show Cause	SC	985	▼	-9.3%	-101
	Other	OT	959	▼	+18.5%	+150
	Family Abuse - Protective Order	FP	504	▼	-4.5%	-24
	Felony	CF	382	▲	+2.1%	+8
	Capias	CA	284	▼	+19.8%	+47
	Remand Support	RS	94	▼	-23.0%	-28
	Motion - Protective Order	MP	71	▼	-21.1%	-19
	Violation of Protective Order	PV	35	▲	+34.6%	+9
	Non-Family Abuse Protective Order	AP	21	▼	-12.5%	-3
	Violation Family Abuse Protective Order	PS	0	▼	-100.0%	-2
		Total		5,872	▲	0.9%
Juvenile	Custody Visitation	CV	3,397	▼	-10.8%	-410
	Misdemeanor	DM	717	▼	-11.6%	-94
	Traffic	T	305	▼	-32.7%	-148
	Felony	DF	275	▲	+4.2%	+11
	Remand Custody	RC	142	▼	-45.0%	-116
	Remand Visitation	RV	140	▼	-14.6%	-24
	Special Immigrant Juvenile Status	SI	86	▲	+43.3%	+26
	Status	ST	70	▼	-30.7%	-31
	Foster Care Review	FC	37	▲	+76.2%	+16
	Paternity	PT	37	▼	-14.0%	-6
	Permanency Planning	PH	36	▼	-26.5%	-13
	Abuse and Neglect	AN	30	▲	+76.5%	+13
	Child In Need of Services	CS	28	▼	-26.3%	-10
	Non-Family Abuse Protective Order	AP	26	▲	+8.3%	+2
	Terminate Parental Rights	TP	24	▲	+60.0%	+9
	Temporary Detention Order	TD	20	▼	-50.0%	-20
	Initial Foster Care	IF	18	▲	+5.9%	+1
	Truancy	TR	17	▲	+6.3%	+1
	Emergency Custody Order	EC	11	▼	-15.4%	-2
	Show Cause	SC	10	▼	+11.1%	+1
	Motion - Protective Order	MP	6	↔		-
	Voluntary Continuing Services and Support Agreem	VA	6	↔		-
	Civil Violation	CI	5	▲	+66.7%	+2
	Child at Risk	RI	4	▲	-	+4
	Relief of Custody	CR	4	▼	-55.6%	-5
	Family Abuse - Protective Order	FP	1	▼	-50.0%	-1
	Emancipation	EP	0	▼	-100.0%	-1
	Juvenile Support	JS	0	▼	-100.0%	-1
	Other	OT	0	▼	-100.0%	-10
	Qualified Residential Treatment	QR	0	▼	-100.0%	-3
		Total		5,452	▼	-12.9%
GRAND TOTAL			11,324	▼	-6.3%	-759

Filings by Major Case Category**

Category	Summary	Change	% Change	Absolute Change
Adult Criminal	2,515	▼	+0.2%	+5
Child Dependency	159	▲	+16.1%	+22
Child in Need of Services/Supervision	45	▼	-18.2%	-10
Custody and Visitation	3,434	▼	-10.8%	-416
Delinquency	1,002	▲	-7.5%	-81
Juvenile Miscellaneous	70	▼	-31.4%	-32
New to Workload Study	91	▲	+44.4%	+28
Other	1,366	▼	-3.5%	-50
Protective Orders	629	▼	-6.7%	-45
Support	1,708	▼	-1.8%	-32
Traffic	305	▼	-32.7%	-148
GRAND TOTAL	11,324	▼	-6.3%	-759

* Compared to same time period as previous year
 8/19/2024 3:39:14PM

** Case Type Categories are defined in the 2017 Virginia Judicial Workload Assessment
 Source: SCV-SQL-Information

2024 Overall GRAND TOTAL		Distribution of Caseload		Change*		Percentage (%) of Caseload			
805	-225 -21.8%	Adult	446	55%	-14.2% ▼	-74	Adult	50.5%	55.4%
2024		Juvenile	359	45%	-29.6% ▼	-151	Juvenile	49.5%	44.6%
2023		GRAND TOTAL	805	100%	-21.8% ▼	-225	GRAND TOTAL	100%	100%

Filings by Division & Code

Division	Case Type Description	Code	Summary	Change	% Change	Absolute Change
Adult	Misdemeanor	CM	105	▼	-27.1%	-39
	Other	OT	86	▲	-5.5%	-5
	Civil Support	VS	78	▼	-8.2%	-7
	Show Cause	SC	65	▲		-
	Family Abuse - Protective Order	FP	46	▲	+48.4%	+15
	Felony	CF	33	▼	-41.1%	-23
	Capias	CA	28	▼	-24.3%	-9
	Motion - Protective Order	MP	4	▼	-20.0%	-1
	Remand Support	RS	1	↔		-
	Non-Family Abuse Protective Order	AP	0	▼	-100.0%	-4
	Restricted License for Non-Support	SL	0	▼	-100.0%	-1
		Total		446	▼	-14.2%
Juvenile	Custody Visitation	CV	215	▼	-12.6%	-31
	Misdemeanor	DM	53	▼	-41.1%	-37
	Traffic	T	19	▼	-54.8%	-23
	Status	ST	17	▲	-41.4%	-12
	Felony	DF	16	▼	-60.0%	-24
	Truancy	TR	9	▼	-10.0%	-1
	Terminate Parental Rights	TP	8	▲	+60.0%	+3
	Foster Care Review	FC	7	▲	+40.0%	+2
	Permanency Planning	PH	4	▼	-60.0%	-6
	Temporary Detention Order	TD	3	▼	-25.0%	-1
	Emergency Custody Order	EC	2	▲	+100.0%	+1
	Non-Family Abuse Protective Order	AP	2	▲	+100.0%	+1
	Child In Need of Services	CS	1	▲		+1
	Paternity	PT	1	↔		-
	Remand Visitation	RV	1	↔		-
	Show Cause	SC	1	↔		-
	Abuse and Neglect	AN	0	▼	-100.0%	-8
	Capias	CA	0	▼	-100.0%	-3
	Initial Foster Care	IF	0	▼	-100.0%	-8
	Qualified Residential Treatment	QR	0	▼	-100.0%	-2
	Remand Custody	RC	0	▼	-100.0%	-2
	Voluntary Continuing Services and Support Agreen	VA	0	▼	-100.0%	-1
		Total		359	▼	-29.6%
GRAND TOTAL			805	▼	-21.8%	-225


Filings by Major Case Category**

Category	Summary	Change	% Change	Absolute Change
Adult Criminal	201	▼	-30.0%	-86
Child Dependency	19	▼	-51.3%	-20
Child in Need of Services/Supervision	11	▲		0
Custody and Visitation	216	▼	-12.6%	-31
Delinquency	69	▼	-48.1%	-64
Juvenile Miscellaneous	17	▲	-41.4%	-12
Other	93	▲	-7.0%	-7
Protective Orders	52	▲	+26.8%	+11
Support	108	▼	+6.9%	+7

* Compared to same time period as previous year
 8/19/2024 3:39:14PM

** Case Type Categories are defined in the 2017 Virginia Judicial Workload Assessment
 Source: SCV-SQL-Information

Traffic	19	▼	-54.8%	-23
GRAND TOTAL	805	▼	-21.8%	-225

2024 Overall GRAND TOTAL		Distribution of Caseload			Change*		Percentage (%) of Caseload		
7,686	-29 -0.4%	Adult	4,193	55%	-0.6% ▼	-27	Adult	54.7%	54.6%
2024 		Juvenile	3,493	45%	-0.1% ▼	-2	Juvenile	45.3%	45.4%
2023		GRAND TOTAL	7,686	100%	-0.4% ▼	-29	GRAND TOTAL	100%	100%

Filings by Division & Code

Division	Case Type Description	Code	Summary	Change	% Change	Absolute Change	
Adult	Other	OT	986	▼	+2.5%	+24	
	Misdemeanor	CM	924	▲	+3.7%	+33	
	Show Cause	SC	758	▲	+2.7%	+20	
	Civil Support	VS	599	▼	-6.7%	-43	
	Capias	CA	341	▼	-15.8%	-64	
	Family Abuse - Protective Order	FP	317	▲	+1.0%	+3	
	Felony	CF	232	▼	-4.1%	-10	
	Non-Family Abuse Protective Order	AP	16	▲	+33.3%	+4	
	Motion - Protective Order	MP	11	▲	+22.2%	+2	
	Remand Support	RS	5	▲	-	+5	
	Restricted License for Non-Support	SL	2	↔	-	-	
	Criminal Support	CS	1	▲	-	+1	
	Violation of Protective Order	PV	1	▼	-66.7%	-2	
		Total		4,193	▼	-0.6%	-27
Juvenile	Custody Visitation	CV	2,073	▼	-3.1%	-67	
	Misdemeanor	DM	300	▼	-8.5%	-28	
	Felony	DF	167	▼	-20.9%	-44	
	Paternity	PT	149	▼	-23.2%	-45	
	Permanency Planning	PH	139	▲	+41.8%	+41	
	Foster Care Review	FC	117	▲	+18.2%	+18	
	Abuse and Neglect	AN	95	▲	+48.4%	+31	
	Special Immigrant Juvenile Status	SI	78	▲	+16.4%	+11	
	Initial Foster Care	IF	63	▲	+46.5%	+20	
	Traffic	T	62	▲	+5.1%	+3	
	Temporary Detention Order	TD	39	▲	+95.0%	+19	
	Terminate Parental Rights	TP	39	▲	+8.3%	+3	
	Mental Commitment	MC	29	▼	-14.7%	-5	
	Truancy	TR	25	▲	+38.9%	+7	
	Status	ST	24	▲	+26.3%	+5	
	Show Cause	SC	19	▼	+46.2%	+6	
	Child In Need of Services	CS	14	▼	-12.5%	-2	
	Remand Custody	RC	11	▲	-	+11	
	Remand Visitation	RV	11	▲	-	+11	
	Voluntary Continuing Services and Support Agreen	VA	10	▼	-33.3%	-5	
	Non-Family Abuse Protective Order	AP	8	▲	+60.0%	+3	
	Other	OT	6	▲	+500.0%	+5	
	Family Abuse - Protective Order	FP	5	▲	-	+5	
	Relief of Custody	CR	5	▼	-28.6%	-2	
	Emergency Custody Order	EC	3	▲	+200.0%	+2	
	Civil Violation	CI	1	▲	-	+1	
	Juvenile Support	JS	1	↔	-	-	
	Qualified Residential Treatment	QR	0	▼	-100.0%	-6	
		Total		3,493	▼	-0.1%	-2
	GRAND TOTAL			7,686	▼	-0.4%	-29


Filings by Major Case Category**

Category	Summary	Change	% Change	Absolute Change
Adult Criminal	1,814	▼	+0.4%	+7
Child Dependency	468	▲	+27.2%	+100

* Compared to same time period as previous year
 8/19/2024 3:39:14PM

** Case Type Categories are defined in the 2017 Virginia Judicial Workload Assessment
 Source: SCV-SQL-Information

Child in Need of Services/Supervision	39	▼	+11.4%	+4
Custody and Visitation	2,222	▼	-4.8%	-112
Delinquency	486	▲	-11.8%	-65
Juvenile Miscellaneous	27	▲	+35.0%	+7
New to Workload Study	79	▲	+17.9%	+12
Other	1,087	▲	+6.9%	+70
Protective Orders	357	▲	+5.0%	+17
Support	1,045	▲	-6.4%	-72
Traffic	62	▲	+5.1%	+3
GRAND TOTAL	7,686	▼	-0.4%	-29

2024 Overall GRAND TOTAL		Distribution of Caseload			Change*		Percentage (%) of Caseload		
11,106 +1,789 19.2% 		Adult	5,507	50%	9.1% ▲	+458	Adult	54.2%	49.6%
		Juvenile	5,599	50%	31.2% ▲	+1,331	Juvenile	45.8%	50.4%
		GRAND TOTAL	11,106	100%	19.2% ▲	+1,789	GRAND TOTAL	100%	100%

Filings by Division & Code

Division	Case Type Description	Code	Summary	Change	% Change	Absolute Change	
Adult	Civil Support	VS	1,198	▲	+55.0%	+425	
	Show Cause	SC	1,189	▲	+16.7%	+170	
	Misdemeanor	CM	935	▼	-13.8%	-150	
	Other	OT	725	▲	+4.5%	+31	
	Capias	CA	541	▲	+12.9%	+62	
	Family Abuse - Protective Order	FP	388	▼	-4.2%	-17	
	Felony	CF	377	▼	-14.5%	-64	
	Motion - Protective Order	MP	64	▼	-22.0%	-18	
	Remand Support	RS	45	▲	+246.2%	+32	
	Violation of Protective Order	PV	21	▼	-22.2%	-6	
	Non-Family Abuse Protective Order	AP	14	▼	-41.7%	-10	
	Restricted License for Non-Support Protective Order	SL	7	↔	-	-	
		PC	3	▲	-	+3	
	Total		5,507	▲	9.1%	+458	
Juvenile	Custody Visitation	CV	3,584	▲	+42.6%	+1,070	
	Misdemeanor	DM	642	▲	+9.7%	+57	
	Traffic	T	347	▲	+5.8%	+19	
	Felony	DF	190	▼	-11.2%	-24	
	Paternity	PT	87	▲	+55.4%	+31	
	Special Immigrant Juvenile Status	SI	82	▲	+41.4%	+24	
	Foster Care Review	FC	81	▲	+1.3%	+1	
	Permanency Planning	PH	81	▲	+76.1%	+35	
	Abuse and Neglect	AN	75	▲	+29.3%	+17	
	Show Cause	SC	74	▼	+34.5%	+19	
	Initial Foster Care	IF	66	▲	+65.0%	+26	
	Status	ST	47	▲	+62.1%	+18	
	Child In Need of Services	CS	44	▼	-21.4%	-12	
	Remand Visitation	RV	40	▲	+1,233.3%	+37	
	Remand Custody	RC	36	▲	+1,100.0%	+33	
	Terminate Parental Rights	TP	28	▲	+21.7%	+5	
	Temporary Detention Order	TD	26	▼	-43.5%	-20	
	Capias	CA	21	▲	+40.0%	+6	
	Non-Family Abuse Protective Order	AP	15	▼	-50.0%	-15	
	Mental Commitment	MC	5	▼	-50.0%	-5	
	Family Abuse - Protective Order	FP	4	▲	+300.0%	+3	
	Other	OT	4	▼	-33.3%	-2	
	Relief of Custody	CR	4	▲	-	+4	
	Truancy	TR	4	▲	+300.0%	+3	
	Motion - Protective Order	MP	3	▲	+50.0%	+1	
	Voluntary Continuing Services and Support Agreen	VA	3	▲	+200.0%	+2	
	Civil Violation	CI	2	▲	-	+2	
	Emergency Custody Order	EC	2	▼	-66.7%	-4	
	Emancipation	EP	1	▲	-	+1	
	Violation Family Abuse Protective Order	PS	1	▲	-	+1	
	Child at Risk	RI	0	▼	-100.0%	-2	
		Total		5,599	▲	31.2%	+1,331
		GRAND TOTAL		11,106	▲	19.2%	+1,789

Filings by Major Case Category**

Category	Summary	Change	% Change	Absolute Change
Adult Criminal	2,149	▲	-8.0%	-187
Child Dependency	338	▲	+35.2%	+88
Child in Need of Services/Supervision	48	▲	-18.6%	-11
Custody and Visitation	3,671	▲	+42.8%	+1,101
Delinquency	928	▲	+7.0%	+61
Juvenile Miscellaneous	48	▲	+65.5%	+19
New to Workload Study	84	▲	+44.8%	+26
Other	883	▲	+13.1%	+102
Protective Orders	488	▲	-10.3%	-56
Support	2,122	▲	+41.9%	+627
Traffic	347	▲	+5.8%	+19
GRAND TOTAL	11,106	▲	19.2%	+1,789

* Compared to same time period as previous year
 8/19/2024 3:39:14PM

** Case Type Categories are defined in the 2017 Virginia Judicial Workload Assessment
 Source: SCV-SQL-Information

2024 Overall GRAND TOTAL		Distribution of Caseload			Change*		Percentage (%) of Caseload		
1,382 +84 6.5% 	2024 2023	Adult	745	54%	9.7% ▲	+66	Adult	2023	2024
		Juvenile	637	46%	2.9% ▲	+18	Juvenile	47.7%	46.1%
GRAND TOTAL		1,382	100%	6.5% ▲	+84	GRAND TOTAL	100%	100%	

Filings by Division & Code

Division	Case Type Description	Code	Summary	Change	% Change	Absolute Change	
Adult	Civil Support	VS	158	▲	+11.3%	+16	
	Misdemeanor	CM	153	▼	-3.2%	-5	
	Show Cause	SC	140	▲	+23.9%	+27	
	Other	OT	104	▲	+131.1%	+59	
	Family Abuse - Protective Order	FP	69	▼	-27.4%	-26	
	Felony	CF	56	▼	-8.2%	-5	
	Capias	CA	40	▲	+21.2%	+7	
	Motion - Protective Order	MP	9	▼	-30.8%	-4	
	Non-Family Abuse Protective Order	AP	5	▼	-44.4%	-4	
	Remand Support	RS	5	▲	+150.0%	+3	
	Violation of Protective Order	PV	4	▼	-42.9%	-3	
	Restricted License for Non-Support	SL	1	↔	-	-	
	Violation Family Abuse Protective Order	PS	1	▲	-	+1	
Total			745	▲	9.7%	+66	
Juvenile	Custody Visitation	CV	514	▲	+20.1%	+86	
	Misdemeanor	DM	23	▼	-43.9%	-18	
	Child In Need of Services	CS	16	▲	+45.5%	+5	
	Traffic	T	14	▼	-63.2%	-24	
	Felony	DF	9	▼	-57.1%	-12	
	Paternity	PT	9	▼	-30.8%	-4	
	Show Cause	SC	7	▲	-	-	
	Truancy	TR	7	▲	+16.7%	+1	
	Special Immigrant Juvenile Status	SI	5	▲	+150.0%	+3	
	Foster Care Review	FC	4	▼	-50.0%	-4	
	Non-Family Abuse Protective Order	AP	4	▼	-66.7%	-8	
	Abuse and Neglect	AN	3	▲	+50.0%	+1	
	Other	OT	3	↔	-	-	
	Remand Custody	RC	3	▲	-	+3	
	Remand Visitation	RV	3	▲	-	+3	
	Status	ST	3	▲	-25.0%	-1	
	Temporary Detention Order	TD	3	▼	-50.0%	-3	
	Civil Violation	CI	2	▲	+100.0%	+1	
	Emergency Custody Order	EC	2	▼	-33.3%	-1	
	Voluntary Continuing Services and Support Agreen	VA	2	▲	+100.0%	+1	
	Capias	CA	1	↔	-	-	
	Entrustment	ET	0	▼	-100.0%	-5	
	Family Abuse - Protective Order	FP	0	▼	-100.0%	-1	
	Initial Foster Care	IF	0	▼	-100.0%	-2	
	Protective Order	PC	0	▼	-100.0%	-1	
	Relief of Custody	CR	0	▼	-100.0%	-2	
	Total			637	▲	2.9%	+18
	GRAND TOTAL			1,382	▲	6.5%	+84

Filings by Major Case Category**

Category	Summary	Change	% Change	Absolute Change
Adult Criminal	284	▲	+2.2%	+6
Child Dependency	9	▼	-55.0%	-11
Child in Need of Services/Supervision	26	▲	+52.9%	+9
Custody and Visitation	523	▼	+18.6%	+82

* Compared to same time period as previous year
 8/19/2024 3:39:14PM

** Case Type Categories are defined in the 2017 Virginia Judicial Workload Assessment
 Source: SCV-SQL-Information

Delinquency	37	▼	-47.9%	-34
Juvenile Miscellaneous	3	▲	-25.0%	-1
New to Workload Study	7	▲	+133.3%	+4
Other	123	▲	+108.5%	+64
Protective Orders	87	▼	-33.1%	-43
Support	269	▲	+13.5%	+32
Traffic	14	▼	-63.2%	-24
GRAND TOTAL	1,382	▲	6.5%	+84

2024 Overall GRAND TOTAL		Distribution of Caseload		Change*		Percentage (%) of Caseload			
408 	+59 16.9%	Adult	261	64%	44.2% ▲	+80	Adult	51.9%	64.0%
		Juvenile	147	36%	-12.5% ▼	-21	Juvenile	48.1%	36.0%
GRAND TOTAL		408	100%	16.9% ▲	+59	GRAND TOTAL	100%	100%	

Filings by Division & Code

Division	Case Type Description	Code	Summary	Change	% Change	Absolute Change
Adult	Misdemeanor	CM	76	▲	+28.8%	+17
	Other	OT	55	▲	+103.7%	+28
	Show Cause	SC	45	▲	+136.8%	+26
	Civil Support	VS	44	▲	+12.8%	+5
	Felony	CF	20	▲	+11.1%	+2
	Family Abuse - Protective Order	FP	10	▼	-28.6%	-4
	Capias	CA	6	↔	+50.0%	+2
	Motion - Protective Order	MP	4	▲	+300.0%	+3
	Non-Family Abuse Protective Order	AP	1	▲	-	+1
	Total			261	▲	44.2%
Juvenile	Custody Visitation	CV	72	▼	-8.9%	-7
	Misdemeanor	DM	19	▲	+58.3%	+7
	Traffic	T	19	▼	-9.5%	-2
	Show Cause	SC	18	▲	+800.0%	+16
	Felony	DF	5	↔	-	-
	Mental Commitment	MC	3	▲	+50.0%	+1
	Abuse and Neglect	AN	2	▼	-50.0%	-2
	Paternity	PT	2	▼	-50.0%	-2
	Permanency Planning	PH	2	▼	-66.7%	-4
	Status	ST	2	▼	-90.0%	-18
	Child In Need of Services	CS	1	▲	-	+1
	Emergency Custody Order	EC	1	▲	-	+1
	Foster Care Review	FC	1	▼	-66.7%	-2
	Child at Risk	RI	0	▼	-100.0%	-3
	Initial Foster Care	IF	0	▼	-100.0%	-1
	Motion - Protective Order	MP	0	▼	-100.0%	-1
	Terminate Parental Rights	TP	0	▼	-100.0%	-5
Total			147	▼	-12.5%	-21
GRAND TOTAL			408	▲	16.9%	+59

Filings by Major Case Category**

Category	Summary	Change	% Change	Absolute Change	
Adult Criminal	133	▲	+44.6%	+41	
Child Dependency	5	▼	-77.3%	-17	
Child in Need of Services/Supervision	1	▲	-	+1	
Custody and Visitation	74	▼	-10.8%	-9	
Delinquency	42	▲	+121.1%	+23	
Juvenile Miscellaneous	2	▼	-90.0%	-18	
Other	59	▲	+103.4%	+30	
Protective Orders	15	▲	-6.3%	-1	
Support	58	▲	+23.4%	+11	
Traffic	19	▼	-9.5%	-2	
GRAND TOTAL		408	▲	16.9%	+59

2024 Overall GRAND TOTAL		Distribution of Caseload			Change*		Percentage (%) of Caseload		
1,435 +70 5.1% 	Adult Juvenile GRAND TOTAL	727	51%	28.0% ▲	+159	41.6%	50.7%		
		708	49%	-11.2% ▼	-89	58.4%	49.3%		
		1,435	100%	5.1% ▲	+70	100%	100%		

Filings by Division & Code

Division	Case Type Description	Code	Summary	Change	% Change	Absolute Change
Adult	Misdemeanor	CM	187	▲	+71.6%	+78
	Other	OT	137	▲	+38.4%	+38
	Civil Support	VS	107	▼	-20.7%	-28
	Show Cause	SC	105	▲	+15.4%	+14
	Felony	CF	74	▲	+124.2%	+41
	Family Abuse - Protective Order	FP	63	▲	+50.0%	+21
	Capias	CA	30	▼	-21.1%	-8
	Motion - Protective Order	MP	8	▼	-27.3%	-3
	Non-Family Abuse Protective Order	AP	6	▲	+50.0%	+2
	Violation of Protective Order	PV	6	▲	+50.0%	+2
	Remand Support	RS	4	▲	+100.0%	+2
	Total		727	▲	28.0%	+159
Juvenile	Custody Visitation	CV	340	▼	-25.1%	-114
	Misdemeanor	DM	102	▲	+47.8%	+33
	Felony	DF	39	▲	+56.0%	+14
	Traffic	T	38	▼	-41.5%	-27
	Foster Care Review	FC	31	▲	+181.8%	+20
	Initial Foster Care	IF	20	▲	+233.3%	+14
	Mental Commitment	MC	19	▼	-29.6%	-8
	Abuse and Neglect	AN	18	▲	+12.5%	+2
	Permanency Planning	PH	16	▲	+45.5%	+5
	Terminate Parental Rights	TP	15	▲	+114.3%	+8
	Status	ST	11	▲	+37.5%	+3
	Paternity	PT	7	▼	-78.8%	-26
	Remand Custody	RC	7	▲	+16.7%	+1
	Remand Visitation	RV	7	▼	-12.5%	-1
	Child In Need of Services	CS	6	↔	-	-
	Civil Violation	CI	4	▲	-	+4
	Emergency Custody Order	EC	4	▼	-60.0%	-6
	Non-Family Abuse Protective Order	AP	4	▲	+33.3%	+1
	Special Immigrant Juvenile Status	SI	4	▲	-	+4
	Truancy	TR	4	▼	-50.0%	-4
	Relief of Custody	CR	3	▲	+200.0%	+2
	Motion - Protective Order	MP	2	▲	-	+2
	Temporary Detention Order	TD	2	▼	-66.7%	-4
	Capias	CA	1	▼	-66.7%	-2
	Entrustment	ET	1	▼	-50.0%	-1
	Family Abuse - Protective Order	FP	1	▲	-	+1
	Restoration of Parental Rights	RR	1	▲	-	+1
	Show Cause	SC	1	▼	-80.0%	-4
	Child at Risk	RI	0	▼	-100.0%	-1
	Other	OT	0	▼	-100.0%	-3
	Qualified Residential Treatment	QR	0	▼	-100.0%	-2
	Voluntary Continuing Services and Support Agreem	VA	0	▼	-100.0%	-1
		Total		708	▼	-11.2%
GRAND TOTAL			1,435	▲	5.1%	+70

* Compared to same time period as previous year
 8/19/2024 3:39:14PM

** Case Type Categories are defined in the 2017 Virginia Judicial Workload Assessment
 Source: SCV-SQL-Information

Filings by Major Case Category**

Category	Summary	Change	% Change	Absolute Change
Adult Criminal	368	▲	+44.9%	+114
Child Dependency	104	▲	+79.3%	+46
Child in Need of Services/Supervision	10	▼	-33.3%	-5
Custody and Visitation	347	▼	-28.7%	-140
Delinquency	143	▼	+41.6%	+42
Juvenile Miscellaneous	11	▲	+37.5%	+3
New to Workload Study	8	▲	-	+8
Other	181	▲	+12.4%	+20
Protective Orders	84	▲	+40.0%	+24
Support	141	▲	-9.6%	-15
Traffic	38	▼	-41.5%	-27
GRAND TOTAL	1,435	▲	5.1%	+70

* Compared to same time period as previous year
 8/19/2024 3:39:14PM

** Case Type Categories are defined in the 2017 Virginia Judicial Workload Assessment
 Source: SCV-SQL-Information

2024 Overall GRAND TOTAL		Distribution of Caseload		Change*		Percentage (%) of Caseload			
2,254	-266 -10.6%	Adult	1,069	47%	-14.7% ▼	-184	Adult	49.7%	47.4%
2024		Juvenile	1,185	53%	-6.5% ▼	-82	Juvenile	50.3%	52.6%
2023		GRAND TOTAL	2,254	100%	-10.6% ▼	-266	GRAND TOTAL	100%	100%

Filings by Division & Code

Division	Case Type Description	Code	Summary	Change	% Change	Absolute Change	
Adult	Civil Support	VS	261	▲	+6.5%	+16	
	Show Cause	SC	196	▲	+10.1%	+18	
	Misdemeanor	CM	191	▼	-17.3%	-40	
	Other	OT	162	▼	-28.0%	-63	
	Family Abuse - Protective Order	FP	98	▼	-17.6%	-21	
	Felony	CF	72	▼	-33.3%	-36	
	Capias	CA	53	▼	-38.4%	-33	
	Non-Family Abuse Protective Order	AP	17	▲	+30.8%	+4	
	Motion - Protective Order	MP	8	▼	-65.2%	-15	
	Violation of Protective Order	PV	7	▼	-66.7%	-14	
	Remand Support	RS	2	▼	-50.0%	-2	
	Violation Family Abuse Protective Order	PS	2	▲	-	+2	
		Total		1,069	▼	-14.7%	-184
Juvenile	Custody Visitation	CV	781	▼	-3.7%	-30	
	Misdemeanor	DM	104	▼	-16.1%	-20	
	Traffic	T	99	▲	+26.9%	+21	
	Foster Care Review	FC	37	▲	+76.2%	+16	
	Felony	DF	33	▼	-21.4%	-9	
	Permanency Planning	PH	27	▲	+17.4%	+4	
	Show Cause	SC	16	▼	-67.3%	-33	
	Child In Need of Services	CS	12	▲	+9.1%	+1	
	Non-Family Abuse Protective Order	AP	12	▼	-29.4%	-5	
	Initial Foster Care	IF	10	▲	+11.1%	+1	
	Capias	CA	7	↔	-	-	
	Paternity	PT	7	▼	-46.2%	-6	
	Voluntary Continuing Services and Support Agree	VA	6	▲	+500.0%	+5	
	Entrustment	ET	5	▲	-	+5	
	Remand Custody	RC	5	▼	-16.7%	-1	
	Remand Visitation	RV	5	▼	-16.7%	-1	
	Terminate Parental Rights	TP	4	▲	-	+4	
	Other	OT	3	▲	+50.0%	+1	
	Family Abuse - Protective Order	FP	2	▲	+100.0%	+1	
	Status	ST	2	▼	-71.4%	-5	
	Truancy	TR	2	▼	-84.6%	-11	
	Abuse and Neglect	AN	1	▼	-91.7%	-11	
	Emancipation	EP	1	↔	-	-	
	Motion - Protective Order	MP	1	▼	-50.0%	-1	
	Relief of Custody	CR	1	▼	-50.0%	-1	
	Special Immigrant Juvenile Status	SI	1	▼	-50.0%	-1	
	Temporary Detention Order	TD	1	▼	-50.0%	-1	
	Civil Violation	CI	0	▼	-100.0%	-2	
	Emergency Custody Order	EC	0	▼	-100.0%	-1	
	Qualified Residential Treatment	QR	0	▼	-100.0%	-2	
		Total		1,185	▼	-6.5%	-82
	GRAND TOTAL			2,254	▼	-10.6%	-266

* Compared to same time period as previous year
 8/19/2024 3:39:14PM

** Case Type Categories are defined in the 2017 Virginia Judicial Workload Assessment
 Source: SCV-SQL-Information

Filings by Major Case Category**

Category	Summary	Change	% Change	Absolute Change
Adult Criminal	396	▲	-26.1%	-140
Child Dependency	91	▲	+30.0%	+21
Child in Need of Services/Supervision	14	▼	-61.1%	-22
Custody and Visitation	788	▼	-4.4%	-36
Delinquency	160	▼	-23.8%	-50
Juvenile Miscellaneous	3	▼	-62.5%	-5
New to Workload Study	1	▼	-75.0%	-3
Other	178	▼	-27.6%	-68
Protective Orders	138	▼	-21.1%	-37
Support	386	▲	+15.9%	+53
Traffic	99	▲	+26.9%	+21
GRAND TOTAL	2,254	▼	-10.6%	-266

* Compared to same time period as previous year
 8/19/2024 3:39:14PM

** Case Type Categories are defined in the 2017 Virginia Judicial Workload Assessment
 Source: SCV-SQL-Information

2024 Overall GRAND TOTAL		Distribution of Caseload		Change*		Percentage (%) of Caseload			
947 +131 16.1% 		Adult	433	46%	25.5% ▲	+88	Adult	42.3%	45.7%
		Juvenile	514	54%	9.1% ▲	+43	Juvenile	57.7%	54.3%
		GRAND TOTAL	947	100%	16.1% ▲	+131	GRAND TOTAL	100%	100%

Filings by Division & Code

Division	Case Type Description	Code	Summary	Change	% Change	Absolute Change	
Adult	Show Cause	SC	89	▲	+102.3%	+45	
	Civil Support	VS	85	▼	-22.0%	-24	
	Misdemeanor	CM	77	▲	+18.5%	+12	
	Felony	CF	65	▲	+132.1%	+37	
	Other	OT	61	▲	+27.1%	+13	
	Family Abuse - Protective Order	FP	27	▲	+50.0%	+9	
	Motion - Protective Order	MP	10	▲	+25.0%	+2	
	Capias	CA	8	▼	-52.9%	-9	
	Remand Support	RS	5	▲	+25.0%	+1	
	Non-Family Abuse Protective Order	AP	4	▲	+100.0%	+2	
	Violation of Protective Order	PV	2	↔		-	
		Total		433	▲	25.5%	+88
Juvenile	Custody Visitation	CV	329	▲	+29.5%	+75	
	Misdemeanor	DM	69	▲	+56.8%	+25	
	Traffic	T	32	▼	-27.3%	-12	
	Abuse and Neglect	AN	12	▲	+200.0%	+8	
	Truancy	TR	11	▲	+450.0%	+9	
	Felony	DF	9	▼	-71.0%	-22	
	Paternity	PT	7	▼	-65.0%	-13	
	Child In Need of Services	CS	6	▲	+100.0%	+3	
	Civil Violation	CI	5	▼	-68.8%	-11	
	Permanency Planning	PH	5	▲	+66.7%	+2	
	Remand Custody	RC	5	▼	-37.5%	-3	
	Remand Visitation	RV	5	▼	-37.5%	-3	
	Status	ST	5	▲	+150.0%	+3	
	Initial Foster Care	IF	4	▲	+100.0%	+2	
	Voluntary Continuing Services and Support Agree	VA	4	▲	+300.0%	+3	
	Foster Care Review	FC	2	▼	-33.3%	-1	
	Capias	CA	1	▲	-	+1	
	Show Cause	SC	1	▼	-50.0%	-1	
	Special Immigrant Juvenile Status	SI	1	▲	-	+1	
	Terminate Parental Rights	TP	1	↔		-	
	Motion - Protective Order	MP	0	▼	-100.0%	-1	
	Non-Family Abuse Protective Order	AP	0	▼	-100.0%	-6	
	Other	OT	0	▼	-100.0%	-7	
	Relief of Custody	CR	0	▼	-100.0%	-2	
	Temporary Detention Order	TD	0	▼	-100.0%	-7	
		Total		514	▲	9.1%	+43
	GRAND TOTAL			947	▲	16.1%	+131

Filings by Major Case Category**

Category	Summary	Change	% Change	Absolute Change
Adult Criminal	218	▲	+42.5%	+65
Child Dependency	28	▲	+75.0%	+12
Child in Need of Services/Supervision	17	▲	+183.3%	+11
Custody and Visitation	336	▼	+22.6%	+62
Delinquency	80	▲	+5.3%	+4
Juvenile Miscellaneous	5	▲	+150.0%	+3

* Compared to same time period as previous year
 8/19/2024 3:39:14PM

** Case Type Categories are defined in the 2017 Virginia Judicial Workload Assessment
 Source: SCV-SQL-Information

New to Workload Study	6	▲	-62.5%	-10
Other	76	▼	-7.3%	-6
Protective Orders	41	▼	+17.1%	+6
Support	108	▲	-3.6%	-4
Traffic	32	▼	-27.3%	-12
GRAND TOTAL	947	▲	16.1%	+131

2024 Overall GRAND TOTAL		Distribution of Caseload		Change*		Percentage (%) of Caseload			
<p>2024 321 2023</p>	+40 14.2% ↑	Adult	191	60%	11.0% ▲	+19	Adult	61.2%	59.5%
		Juvenile	130	40%	19.3% ▲	+21	Juvenile	38.8%	40.5%
GRAND TOTAL		321	100%	14.2% ▲	+40	GRAND TOTAL	100%	100%	

Filings by Division & Code

Division	Case Type Description	Code	Summary	Change	% Change	Absolute Change
Adult	Civil Support	VS	39	▲	+5.4%	+2
	Misdemeanor	CM	38	▼	-15.6%	-7
	Other	OT	38	▲	+46.2%	+12
	Show Cause	SC	29	▲	+52.6%	+10
	Felony	CF	14	▼	-12.5%	-2
	Capias	CA	13	▲	+62.5%	+5
	Family Abuse - Protective Order	FP	11	▼	-21.4%	-3
	Non-Family Abuse Protective Order	AP	4	▼	-33.3%	-2
	Motion - Protective Order	MP	2	▲	+100.0%	+1
	Criminal Support	CS	1	▲	-	+1
	Remand Support	RS	1	▲	-	+1
	Violation of Protective Order	PV	1	▲	-	+1
	Total			191	▲	11.0%
Juvenile	Custody Visitation	CV	60	▼	-9.1%	-6
	Misdemeanor	DM	22	↔	-	-
	Truancy	TR	12	▲	+1,100.0%	+11
	Traffic	T	9	▼	-10.0%	-1
	Child In Need of Services	CS	8	▲	+166.7%	+5
	Remand Custody	RC	4	▲	-	+4
	Remand Visitation	RV	4	▲	-	+4
	Felony	DF	3	▲	+50.0%	+1
	Paternity	PT	3	▲	+200.0%	+2
	Emancipation	EP	1	▲	-	+1
	Foster Care Review	FC	1	▼	-50.0%	-1
	Non-Family Abuse Protective Order	AP	1	▲	-	+1
	Show Cause	SC	1	▲	-	+1
	Terminate Parental Rights	TP	1	▲	-	+1
	Temporary Detention Order	TD	0	▼	-100.0%	-1
	Voluntary Continuing Services and Support Agreem	VA	0	▼	-100.0%	-1
Total			130	▲	19.3%	+21
GRAND TOTAL			321	▲	14.2%	+40

Filings by Major Case Category**

Category	Summary	Change	% Change	Absolute Change	
Adult Criminal	83	▲	+3.8%	+3	
Child Dependency	2	▲	-33.3%	-1	
Child in Need of Services/Supervision	21	▲	+425.0%	+17	
Custody and Visitation	63	▲	-6.0%	-4	
Delinquency	25	▲	+4.2%	+1	
Juvenile Miscellaneous	1	▲	-	+1	
Other	47	▲	+74.1%	+20	
Protective Orders	18	▲	-14.3%	-3	
Support	52	▲	+15.6%	+7	
Traffic	9	▼	-10.0%	-1	
GRAND TOTAL		321	▲	14.2%	+40

* Compared to same time period as previous year
 8/19/2024 3:39:14PM

** Case Type Categories are defined in the 2017 Virginia Judicial Workload Assessment
 Source: SCV-SQL-Information

2024 Overall GRAND TOTAL		Distribution of Caseload		Change*		Percentage (%) of Caseload			
325 +4 1.2% 	Adult	173	53%	-10.4%	▼	-20	Adult	60.1%	53.2%
	Juvenile	152	47%	18.8%	▲	+24	Juvenile	39.9%	46.8%
GRAND TOTAL		325	100%	1.2%	▲	+4	GRAND TOTAL	100%	100%

Filings by Division & Code

Division	Case Type Description	Code	Summary	Change	% Change	Absolute Change
Adult	Misdemeanor	CM	48	▼	-17.2%	-10
	Other	OT	33	▲	+6.5%	+2
	Civil Support	VS	29	▲	+11.5%	+3
	Show Cause	SC	25	▼	-7.4%	-2
	Family Abuse - Protective Order	FP	15	▼	-16.7%	-3
	Felony	CF	10	▼	-9.1%	-1
	Capias	CA	9	▼	-25.0%	-3
	Motion - Protective Order	MP	2	▼	-33.3%	-1
	Non-Family Abuse Protective Order	AP	1	▼	-50.0%	-1
	Violation of Protective Order	PV	1	▼	-66.7%	-2
	Remand Support	RS	0	▼	-100.0%	-2
	Total			173	▼	-10.4%
Juvenile	Custody Visitation	CV	77	↔		-
	Misdemeanor	DM	23	▲	+43.8%	+7
	Felony	DF	14	▲	+133.3%	+8
	Truancy	TR	12	▲	+140.0%	+7
	Child In Need of Services	CS	8	▲	+60.0%	+3
	Traffic	T	7	▼	-30.0%	-3
	Foster Care Review	FC	4	▲	-	+4
	Terminate Parental Rights	TP	4	▲	-	+4
	Non-Family Abuse Protective Order	AP	1	▲	-	+1
	Show Cause	SC	1	▼	-50.0%	-1
	Temporary Detention Order	TD	1	▲	-	+1
	Paternity	PT	0	▼	-100.0%	-1
	Remand Custody	RC	0	▼	-100.0%	-3
	Remand Visitation	RV	0	▼	-100.0%	-2
	Status	ST	0	▼	-100.0%	-1
Total			152	▲	18.8%	+24
GRAND TOTAL			325	▲	1.2%	+4

Filings by Major Case Category**

Category	Summary	Change	% Change	Absolute Change		
Adult Criminal	83	▼	-14.4%	-14		
Child Dependency	8	▲	-	+8		
Child in Need of Services/Supervision	20	▲	+100.0%	+10		
Custody and Visitation	77	▼	-1.3%	-1		
Delinquency	38	▲	+58.3%	+14		
Juvenile Miscellaneous	0	▼	-100.0%	-1		
Other	34	▲	-10.5%	-4		
Protective Orders	19	▲	-17.4%	-4		
Support	39	▼	-2.5%	-1		
Traffic	7	▼	-30.0%	-3		
GRAND TOTAL			325	▲	1.2%	+4

2024 Overall GRAND TOTAL		Distribution of Caseload		Change*		Percentage (%) of Caseload			
136	-72 -34.6%	Adult	76	56%	-24.0%	-24	Adult	48.1%	55.9%
2024		Juvenile	60	44%	-44.4%	-48	Juvenile	51.9%	44.1%
2023		GRAND TOTAL	136	100%	-34.6%	-72	GRAND TOTAL	100%	100%

Filings by Division & Code

Division	Case Type Description	Code	Summary	Change	% Change	Absolute Change
Adult	Misdemeanor	CM	21	↔		-
	Other	OT	13	▼	-50.0%	-13
	Show Cause	SC	11	▼	-21.4%	-3
	Capias	CA	9	▲	+200.0%	+6
	Civil Support	VS	9	▼	-66.7%	-18
	Family Abuse - Protective Order	FP	8	▲	+100.0%	+4
	Felony	CF	3	▲	+50.0%	+1
	Non-Family Abuse Protective Order	AP	1	▲	-	+1
	Restricted License for Non-Support	SL	1	▲	-	+1
	Motion - Protective Order	MP	0	▼	-100.0%	-2
	Violation Family Abuse Protective Order	PS	0	▼	-100.0%	-1
	Total		76	▼	-24.0%	-24
Juvenile	Custody Visitation	CV	26	▼	-56.7%	-34
	Misdemeanor	DM	12	▲	+100.0%	+6
	Traffic	T	12	↔		-
	Show Cause	SC	3	▲	+50.0%	+1
	Child In Need of Services	CS	2	▼	-66.7%	-4
	Truancy	TR	2	↔		-
	Abuse and Neglect	AN	1	▲	-	+1
	Emergency Custody Order	EC	1	▲	-	+1
	Status	ST	1	▼	-91.7%	-11
	Capias	CA	0	▼	-100.0%	-1
	Foster Care Review	FC	0	▼	-100.0%	-1
	Non-Family Abuse Protective Order	AP	0	▼	-100.0%	-1
	Paternity	PT	0	▼	-100.0%	-4
	Permanency Planning	PH	0	▼	-100.0%	-1
		Total		60	▼	-44.4%
GRAND TOTAL			136	▼	-34.6%	-72

Filings by Major Case Category**

Category	Summary	Change	% Change	Absolute Change	
Adult Criminal	40	▲	+14.3%	+5	
Child Dependency	1	▲	-50.0%	-1	
Child in Need of Services/Supervision	5	▲	-37.5%	-3	
Custody and Visitation	26	▼	-59.4%	-38	
Delinquency	14	↔	+55.6%	+5	
Juvenile Miscellaneous	1	▼	-91.7%	-11	
Other	14	▲	-46.2%	-12	
Protective Orders	9	▲	+28.6%	+2	
Support	14	▲	-57.6%	-19	
Traffic	12	↔		0	
GRAND TOTAL		136	▼	-34.6%	-72

2024 Overall GRAND TOTAL		Distribution of Caseload			Change*		Percentage (%) of Caseload		
5,294 	+38 0.7%	Adult	2,733	52%	6.8% ▲	+174	Adult	48.7%	51.6%
		Juvenile	2,561	48%	-5.0% ▼	-136	Juvenile	51.3%	48.4%
		GRAND TOTAL	5,294	100%	0.7% ▲	+38	GRAND TOTAL	100%	100%

Filings by Division & Code

Division	Case Type Description	Code	Summary	Change	% Change	Absolute Change	
Adult	Civil Support	VS	669	▲	+24.3%	+131	
	Show Cause	SC	611	▲	+3.0%	+18	
	Misdemeanor	CM	434	▲	+2.4%	+10	
	Other	OT	388	▲	+0.3%	+1	
	Family Abuse - Protective Order	FP	200	▲	+6.4%	+12	
	Felony	CF	197	▼	-3.0%	-6	
	Capias	CA	94	▲	-5.1%	-5	
	Remand Support	RS	59	▲	+34.1%	+15	
	Motion - Protective Order	MP	52	▲	+26.8%	+11	
	Non-Family Abuse Protective Order	AP	19	▲	+18.8%	+3	
	Restricted License for Non-Support	SL	4	▲	+300.0%	+3	
	Violation of Protective Order	PV	3	▼	-85.7%	-18	
	Criminal Support	CS	2	▲	+100.0%	+1	
	Protective Order	PC	1	▲	-	+1	
Violation Family Abuse Protective Order	PS	0	▼	-100.0%	-3		
	Total		2,733	▲	6.8%	+174	
Juvenile	Custody Visitation	CV	1,735	▼	-6.8%	-126	
	Misdemeanor	DM	208	▼	-11.1%	-26	
	Remand Custody	RC	84	▲	+42.4%	+25	
	Remand Visitation	RV	83	▲	+43.1%	+25	
	Paternity	PT	78	▲	+25.8%	+16	
	Felony	DF	77	▲	+87.8%	+36	
	Traffic	T	45	▼	-19.6%	-11	
	Foster Care Review	FC	28	▼	-31.7%	-13	
	Non-Family Abuse Protective Order	AP	25	▼	-43.2%	-19	
	Truancy	TR	25	▲	+8.7%	+2	
	Permanency Planning	PH	24	▲	+20.0%	+4	
	Child In Need of Services	CS	22	▲	+37.5%	+6	
	Abuse and Neglect	AN	19	▼	-38.7%	-12	
	Show Cause	SC	19	▲	-42.4%	-14	
	Voluntary Continuing Services and Support Agree	VA	17	▲	+41.7%	+5	
	Child at Risk	RI	10	▼	-52.4%	-11	
	Other	OT	10	▲	+42.9%	+3	
	Terminate Parental Rights	TP	9	▼	-35.7%	-5	
	Initial Foster Care	IF	8	▼	-27.3%	-3	
	Status	ST	8	↔	-	-	
	Temporary Detention Order	TD	7	▼	-65.0%	-13	
	Special Immigrant Juvenile Status	SI	6	▲	+200.0%	+4	
	Relief of Custody	CR	5	▼	-54.5%	-6	
	Emergency Custody Order	EC	4	▼	-20.0%	-1	
	Motion - Protective Order	MP	2	▼	-33.3%	-1	
	Violation Family Abuse Protective Order	PS	2	▲	-	+2	
	Family Abuse - Protective Order	FP	1	↔	-	-	
	Qualified Residential Treatment	QR	0	▼	-100.0%	-3	
		Total		2,561	▼	-5.0%	-136
		GRAND TOTAL		5,294	▲	0.7%	+38

* Compared to same time period as previous year
 8/19/2024 3:39:14PM

** Case Type Categories are defined in the 2017 Virginia Judicial Workload Assessment
 Source: SCV-SQL-Information

Filings by Major Case Category**

Category	Summary	Change	% Change	Absolute Change
Adult Criminal	965	▲	+1.0%	+10
Child Dependency	120	▼	-26.8%	-44
Child in Need of Services/Supervision	48	▲	+23.1%	+9
Custody and Visitation	1,813	▲	-5.7%	-110
Delinquency	305	▲	-1.0%	-3
Juvenile Miscellaneous	8	↔		0
New to Workload Study	6	▲	+200.0%	+4
Other	635	▲	+9.5%	+55
Protective Orders	299	▼	+2.0%	+6
Support	1,050	▲	+13.1%	+122
Traffic	45	▼	-19.6%	-11
GRAND TOTAL	5,294	▲	0.7%	+38

* Compared to same time period as previous year
 8/19/2024 3:39:14PM

** Case Type Categories are defined in the 2017 Virginia Judicial Workload Assessment
 Source: SCV-SQL-Information

2024 Overall GRAND TOTAL		Distribution of Caseload			Change*		Percentage (%) of Caseload		
5,253 	+158	Adult	2,559	49%	2.4% ▲	+60	Adult	49.0%	48.7%
	3.1%	Juvenile	2,694	51%	3.8% ▲	+98	Juvenile	51.0%	51.3%
		GRAND TOTAL	5,253	100%	3.1% ▲	+158	GRAND TOTAL	100%	100%

Filings by Division & Code

Division	Case Type Description	Code	Summary	Change	% Change	Absolute Change	
Adult	Misdemeanor	CM	571	▼	-0.9%	-5	
	Civil Support	VS	516	▼	-1.5%	-8	
	Other	OT	451	▼	-9.1%	-45	
	Show Cause	SC	365	▲	+8.6%	+29	
	Felony	CF	263	▲	+34.9%	+68	
	Capias	CA	171	▼	-3.4%	-6	
	Family Abuse - Protective Order	FP	169	▲	+13.4%	+20	
	Non-Family Abuse Protective Order	AP	20	▲	+233.3%	+14	
	Remand Support	RS	14	▲	+27.3%	+3	
	Motion - Protective Order	MP	8	▼	-33.3%	-4	
	Criminal Support	CS	3	▲	-	+3	
	Violation of Protective Order	PV	3	▼	-72.7%	-8	
	Emergency Custody Order	EC	2	▲	-	+2	
	Violation Family Abuse Protective Order	PS	2	↔	-	-	
Restricted License for Non-Support	SL	1	▼	-75.0%	-3		
Total			2,559	▲	2.4%	+60	
Juvenile	Custody Visitation	CV	1,534	▼	-1.2%	-19	
	Misdemeanor	DM	306	▲	+23.4%	+58	
	Paternity	PT	288	▲	+7.5%	+20	
	Felony	DF	120	▲	+37.9%	+33	
	Traffic	T	108	▼	-18.8%	-25	
	Status	ST	42	▲	+31.3%	+10	
	Special Immigrant Juvenile Status	SI	37	▲	+236.4%	+26	
	Permanency Planning	PH	29	▲	+3.6%	+1	
	Foster Care Review	FC	28	▲	+3.7%	+1	
	Show Cause	SC	27	▲	+80.0%	+12	
	Civil Violation	CI	26	▲	+36.8%	+7	
	Other	OT	20	▲	+66.7%	+8	
	Temporary Detention Order	TD	17	▲	+6.3%	+1	
	Terminate Parental Rights	TP	17	▲	+88.9%	+8	
	Abuse and Neglect	AN	16	▼	-27.3%	-6	
	Truancy	TR	15	▲	+150.0%	+9	
	Child In Need of Services	CS	12	▼	-58.6%	-17	
	Non-Family Abuse Protective Order	AP	11	▲	+266.7%	+8	
	Capias	CA	10	▼	-23.1%	-3	
	Initial Foster Care	IF	9	▼	-30.8%	-4	
	Emergency Custody Order	EC	6	▼	-50.0%	-6	
	Remand Custody	RC	6	▼	-62.5%	-10	
	Remand Visitation	RV	6	▼	-62.5%	-10	
	Child at Risk	RI	1	▲	-	+1	
	Motion - Protective Order	MP	1	▲	-	+1	
	Relief of Custody	CR	1	↔	-	-	
	Voluntary Continuing Services and Support Agreen	VA	1	▲	-	+1	
	Emancipation	EP	0	▼	-100.0%	-1	
	Entrustment	ET	0	▼	-100.0%	-1	
	Family Abuse - Protective Order	FP	0	▼	-100.0%	-4	
	Violation Family Abuse Protective Order	PS	0	▼	-100.0%	-1	
	Total			2,694	▲	3.8%	+98
	GRAND TOTAL			5,253	▲	3.1%	+158

* Compared to same time period as previous year
 8/19/2024 3:39:14PM

** Case Type Categories are defined in the 2017 Virginia Judicial Workload Assessment
 Source: SCV-SQL-Information

Filings by Major Case Category**

Category	Summary	Change	% Change	Absolute Change
Adult Criminal	1,270	▼	+5.9%	+71
Child Dependency	102	▲	+1.0%	+1
Child in Need of Services/Supervision	30	▲	-16.7%	-6
Custody and Visitation	1,822	▲	+0.1%	+1
Delinquency	460	▲	+26.7%	+97
Juvenile Miscellaneous	42	▲	+27.3%	+9
New to Workload Study	63	▲	+110.0%	+33
Other	522	▲	-9.8%	-57
Protective Orders	209	▲	+20.1%	+35
Support	625	▲	-0.2%	-1
Traffic	108	▼	-18.8%	-25
GRAND TOTAL	5,253	▲	3.1%	+158

* Compared to same time period as previous year
 8/19/2024 3:39:14PM

** Case Type Categories are defined in the 2017 Virginia Judicial Workload Assessment
 Source: SCV-SQL-Information

2024 Overall GRAND TOTAL		Distribution of Caseload		Change*		Percentage (%) of Caseload		
938	+151 19.2%	Adult	440 47%	5.3% ▲	+22	Adult	53.1%	46.9%
2024		Juvenile	498 53%	35.0% ▲	+129	Juvenile	46.9%	53.1%
2023		GRAND TOTAL	938 100%	19.2% ▲	+151	GRAND TOTAL	100%	100%

Filings by Division & Code

Division	Case Type Description	Code	Summary	Change	% Change	Absolute Change
Adult	Other	OT	93	▲	+25.7%	+19
	Misdemeanor	CM	86	▼	-23.2%	-26
	Show Cause	SC	84	▲	+12.0%	+9
	Civil Support	VS	81	▲	+6.6%	+5
	Family Abuse - Protective Order	FP	42	▲	+13.5%	+5
	Felony	CF	28	▲	+75.0%	+12
	Capias	CA	13	▲	+85.7%	+6
	Non-Family Abuse Protective Order	AP	5	▲	+25.0%	+1
	Motion - Protective Order	MP	4	▼	-60.0%	-6
	Remand Support	RS	3	▲	+200.0%	+2
	Restricted License for Non-Support	SL	1	▼	-50.0%	-1
	Violation Family Abuse Protective Order	PS	0	▼	-100.0%	-1
	Violation of Protective Order	PV	0	▼	-100.0%	-3
	Total		440	▲	5.3%	+22
Juvenile	Custody Visitation	CV	346	▲	+36.2%	+92
	Misdemeanor	DM	41	▲	+156.3%	+25
	Child In Need of Services	CS	18	▲	+125.0%	+10
	Traffic	T	17	▲	+88.9%	+8
	Paternity	PT	10	▲	+11.1%	+1
	Felony	DF	8	▲	+300.0%	+6
	Remand Custody	RC	8	▲	-	+8
	Remand Visitation	RV	8	▲	-	+8
	Child at Risk	RI	7	▲	-	+7
	Permanency Planning	PH	6	↔	-	-
	Foster Care Review	FC	5	▼	-16.7%	-1
	Truancy	TR	5	▼	-28.6%	-2
	Abuse and Neglect	AN	4	▲	-	+4
	Show Cause	SC	4	▼	-85.7%	-24
	Motion - Protective Order	MP	2	↔	-	-
	Non-Family Abuse Protective Order	AP	2	▼	-33.3%	-1
	Other	OT	2	↔	-	-
	Civil Violation	CI	1	↔	-	-
	Emergency Custody Order	EC	1	↔	-	-
	Initial Foster Care	IF	1	▼	-50.0%	-1
	Temporary Detention Order	TD	1	▼	-80.0%	-4
	Voluntary Continuing Services and Support Agree	VA	1	▼	-75.0%	-3
	Status	ST	0	▼	-100.0%	-3
	Terminate Parental Rights	TP	0	▼	-100.0%	-1
		Total		498	▲	35.0%
GRAND TOTAL			938	▲	19.2%	+151

Filings by Major Case Category**

Category	Summary	Change	% Change	Absolute Change
Adult Criminal	184	▼	-2.6%	-5
Child Dependency	24	▲	+26.3%	+5
Child in Need of Services/Supervision	23	▲	+53.3%	+8
Custody and Visitation	356	▲	+35.4%	+93
Delinquency	53	▲	+15.2%	+7

* Compared to same time period as previous year
 8/19/2024 3:39:14PM

** Case Type Categories are defined in the 2017 Virginia Judicial Workload Assessment
 Source: SCV-SQL-Information

Juvenile Miscellaneous	0	▼	-100.0%	-3
New to Workload Study	1	↔		0
Other	116	▲	+39.8%	+33
Protective Orders	55	▼	-1.8%	-1
Support	109	▲	+5.8%	+6
Traffic	17	▲	+88.9%	+8
GRAND TOTAL	938	▲	19.2%	+151

2024 Overall GRAND TOTAL		Distribution of Caseload			Change*		Percentage (%) of Caseload		
2,111 +326 18.3% 		Adult	1,037	49%	19.5% ▲	+169	Adult	48.6%	49.1%
		Juvenile	1,074	51%	17.1% ▲	+157	Juvenile	51.4%	50.9%
GRAND TOTAL		2,111	100%	18.3% ▲	+326	GRAND TOTAL	100%	100%	

Filings by Division & Code

Division	Case Type Description	Code	Summary	Change	% Change	Absolute Change	
Adult	Show Cause	SC	238	▲	+47.8%	+77	
	Misdemeanor	CM	233	▲	+26.6%	+49	
	Other	OT	205	▲	+65.3%	+81	
	Civil Support	VS	132	▲	+10.0%	+12	
	Family Abuse - Protective Order	FP	77	▲	+120.0%	+42	
	Felony	CF	58	▲	+9.4%	+5	
	Capias	CA	39	▼	-42.6%	-29	
	Motion - Protective Order	MP	21	▼	-30.0%	-9	
	Non-Family Abuse Protective Order	AP	17	▼	-73.4%	-47	
	Violation of Protective Order	PV	13	▼	-38.1%	-8	
	Remand Support	RS	3	▼	-50.0%	-3	
	Violation Family Abuse Protective Order	PS	1	↔		-	
	Restricted License for Non-Support	SL	0	▼	-100.0%	-1	
	Total		1,037	▲	19.5%	+169	
Juvenile	Custody Visitation	CV	496	▲	+15.3%	+66	
	Misdemeanor	DM	96	▲	+41.2%	+28	
	Traffic	T	75	▼	-11.8%	-10	
	Abuse and Neglect	AN	58	↔		-	
	Foster Care Review	FC	41	▲	+46.4%	+13	
	Permanency Planning	PH	40	▼	-13.0%	-6	
	Initial Foster Care	IF	36	▲	+157.1%	+22	
	Felony	DF	35	▼	-25.5%	-12	
	Motion - Protective Order	MP	32	▲	+357.1%	+25	
	Special Immigrant Juvenile Status	SI	26	▼	-7.1%	-2	
	Paternity	PT	22	▲	+144.4%	+13	
	Non-Family Abuse Protective Order	AP	17	▲	+240.0%	+12	
	Truancy	TR	17	▲	+142.9%	+10	
	Child In Need of Services	CS	15	▼	-25.0%	-5	
	Temporary Detention Order	TD	11	▼	-21.4%	-3	
	Terminate Parental Rights	TP	10	▼	-37.5%	-6	
	Remand Custody	RC	7	▲	-	+7	
	Remand Visitation	RV	7	▲	-	+7	
	Status	ST	7	▼	-41.7%	-5	
	Emergency Custody Order	EC	5	▼	-44.4%	-4	
	Other	OT	5	▲	+150.0%	+3	
	Family Abuse - Protective Order	FP	4	▲	-	+4	
	Relief of Custody	CR	4	▲	+33.3%	+1	
	Voluntary Continuing Services and Support Agreem	VA	3	▼	-25.0%	-1	
	Restoration of Parental Rights	RR	2	▲	-	+2	
	Show Cause	SC	2	↔		-	
	Civil Violation	CI	1	▼	-50.0%	-1	
	Qualified Residential Treatment	QR	0	▼	-100.0%	-1	
		Total		1,074	▲	17.1%	+157
	GRAND TOTAL			2,111	▲	18.3%	+326

Filings by Major Case Category**

Category	Summary	Change	% Change	Absolute Change
Adult Criminal	501	▲	+21.0%	+87
Child Dependency	192	▲	+12.9%	+22

* Compared to same time period as previous year
 8/19/2024 3:39:14PM

** Case Type Categories are defined in the 2017 Virginia Judicial Workload Assessment
 Source: SCV-SQL-Information

Child in Need of Services/Supervision	32	▲	+18.5%	+5
Custody and Visitation	518	▲	+18.0%	+79
Delinquency	133	▲	+13.7%	+16
Juvenile Miscellaneous	7	▼	-41.7%	-5
New to Workload Study	27	▼	-10.0%	-3
Other	245	▲	+58.1%	+90
Protective Orders	168	▲	+19.1%	+27
Support	213	▼	+9.2%	+18
Traffic	75	▼	-11.8%	-10
GRAND TOTAL	2,111	▲	18.3%	+326

2024 Overall GRAND TOTAL		Distribution of Caseload			Change*		Percentage (%) of Caseload		
1,045	-131 -11.1%	Adult	682	65%	-3.1% ▼	-22	Adult	59.9%	65.3%
2024		Juvenile	363	35%	-23.1% ▼	-109	Juvenile	40.1%	34.7%
2023		GRAND TOTAL	1,045	100%	-11.1% ▼	-131	GRAND TOTAL	100%	100%

Filings by Division & Code

Division	Case Type Description	Code	Summary	Change	% Change	Absolute Change
Adult	Show Cause	SC	201	▲	+45.7%	+63
	Misdemeanor	CM	138	▼	-6.1%	-9
	Other	OT	122	▼	-26.9%	-45
	Civil Support	VS	77	▲	+28.3%	+17
	Capias	CA	60	▼	-16.7%	-12
	Felony	CF	34	▼	-20.9%	-9
	Family Abuse - Protective Order	FP	29	▼	-25.6%	-10
	Motion - Protective Order	MP	10	▼	-28.6%	-4
	Violation of Protective Order	PV	9	▼	-25.0%	-3
	Non-Family Abuse Protective Order	AP	1	▼	-87.5%	-7
	Remand Support	RS	1	▼	-50.0%	-1
	Restricted License for Non-Support	SL	0	▼	-100.0%	-2
	Total			682	▼	-3.1%
Juvenile	Custody Visitation	CV	140	▼	-38.3%	-87
	Misdemeanor	DM	39	▼	-18.8%	-9
	Abuse and Neglect	AN	37	▲	+68.2%	+15
	Initial Foster Care	IF	29	▲	+1,350.0%	+27
	Foster Care Review	FC	25	▲	+31.6%	+6
	Felony	DF	21	▲	+10.5%	+2
	Traffic	T	19	▼	-26.9%	-7
	Permanency Planning	PH	15	▼	-25.0%	-5
	Special Immigrant Juvenile Status	SI	6	▲	+100.0%	+3
	Non-Family Abuse Protective Order	AP	4	▼	-63.6%	-7
	Paternity	PT	4	▼	-50.0%	-4
	Temporary Detention Order	TD	4	▼	-75.0%	-12
	Motion - Protective Order	MP	3	▼	-50.0%	-3
	Other	OT	3	▲	-62.5%	-5
	Show Cause	SC	3	▼	-25.0%	-1
	Child In Need of Services	CS	2	▼	-77.8%	-7
	Emergency Custody Order	EC	2	▼	-81.8%	-9
	Family Abuse - Protective Order	FP	2	▲	-	+2
	Status	ST	2	▼	-66.7%	-4
	Voluntary Continuing Services and Support Agreem	VA	2	▲	+100.0%	+1
	Truancy	TR	1	↔	-	-
	Relief of Custody	CR	0	▼	-100.0%	-3
	Terminate Parental Rights	TP	0	▼	-100.0%	-2
Total			363	▼	-23.1%	-109
GRAND TOTAL			1,045	▼	-11.1%	-131

Filings by Major Case Category**

Category	Summary	Change	% Change	Absolute Change
Adult Criminal	332	▼	-0.9%	-3
Child Dependency	108	▲	+56.5%	+39
Child in Need of Services/Supervision	3	▼	-70.0%	-7
Custody and Visitation	144	▼	-38.7%	-91
Delinquency	63	▼	-11.3%	-8
Juvenile Miscellaneous	3	▲	-50.0%	-3
New to Workload Study	6	▲	+100.0%	+3

* Compared to same time period as previous year
 8/19/2024 3:39:14PM

** Case Type Categories are defined in the 2017 Virginia Judicial Workload Assessment
 Source: SCV-SQL-Information

Other	131	▼	-35.8%	-73
Protective Orders	49	▲	-37.2%	-29
Support	187	▼	+34.5%	+48
Traffic	19	▼	-26.9%	-7
GRAND TOTAL	1,045	▼	-11.1%	-131

2024 Overall GRAND TOTAL		Distribution of Caseload			Change*		Percentage (%) of Caseload		
2,005	-98 -4.7%	Adult	1,020	51%	-8.8% ▼	-99	Adult	53.2%	50.9%
2024		Juvenile	985	49%	0.1% ▲	+1	Juvenile	46.8%	49.1%
2023		GRAND TOTAL	2,005	100%	-4.7% ▼	-98	GRAND TOTAL	100%	100%

Filings by Division & Code

Division	Case Type Description	Code	Summary	Change	% Change	Absolute Change
Adult	Show Cause	SC	305	▲	-17.3%	-64
	Civil Support	VS	195	▼	-4.9%	-10
	Misdemeanor	CM	167	▼	-14.8%	-29
	Other	OT	117	▼	+11.4%	+12
	Capias	CA	71	▼	+1.4%	+1
	Family Abuse - Protective Order	FP	61	▼	-6.2%	-4
	Felony	CF	47	▼	-23.0%	-14
	Motion - Protective Order	MP	30	▲	+50.0%	+10
	Remand Support	RS	9	▲	+28.6%	+2
	Violation of Protective Order	PV	8	↔		-
	Non-Family Abuse Protective Order	AP	5	▼	-16.7%	-1
	Restricted License for Non-Support	SL	5	↔		-
	Violation Family Abuse Protective Order	PS	0	▼	-100.0%	-2
	Total		1,020	▼	-8.8%	-99
Juvenile	Custody Visitation	CV	567	▼	-7.8%	-48
	Misdemeanor	DM	131	▲	+29.7%	+30
	Traffic	T	54	▼	-8.5%	-5
	Felony	DF	49	▲	+226.7%	+34
	Special Immigrant Juvenile Status	SI	31	▲	+121.4%	+17
	Child In Need of Services	CS	20	▼	-4.8%	-1
	Remand Custody	RC	17	▲	+70.0%	+7
	Remand Visitation	RV	17	▲	+70.0%	+7
	Show Cause	SC	17	▲	+750.0%	+15
	Paternity	PT	15	↔		-
	Permanency Planning	PH	11	▼	-8.3%	-1
	Child at Risk	RI	9	▲	+80.0%	+4
	Temporary Detention Order	TD	7	▲	+16.7%	+1
	Abuse and Neglect	AN	6	▼	-25.0%	-2
	Civil Violation	CI	6	↔		-
	Non-Family Abuse Protective Order	AP	6	▼	-64.7%	-11
	Initial Foster Care	IF	4	▲	+33.3%	+1
	Truancy	TR	4	▼	-63.6%	-7
	Foster Care Review	FC	3	▼	-76.9%	-10
	Family Abuse - Protective Order	FP	2	▲	-	+2
	Motion - Protective Order	MP	2	▼	-75.0%	-6
	Terminate Parental Rights	TP	2	↔		-
	Capias	CA	1	▼	-50.0%	-1
	Emergency Custody Order	EC	1	▼	-50.0%	-1
	Entrustment	ET	1	▲	-	+1
	Status	ST	1	▼	-87.5%	-7
	Voluntary Continuing Services and Support Agree	VA	1	▼	-75.0%	-3
	Other	OT	0	▼	-100.0%	-8
	Relief of Custody	CR	0	▼	-100.0%	-5
	Violation of Protective Order	PV	0	▼	-100.0%	-2
		Total		985	▲	0.1%
GRAND TOTAL			2,005	▼	-4.7%	-98

* Compared to same time period as previous year
 8/19/2024 3:39:14PM

** Case Type Categories are defined in the 2017 Virginia Judicial Workload Assessment
 Source: SCV-SQL-Information

Filings by Major Case Category**

Category	Summary	Change	% Change	Absolute Change
Adult Criminal	486	▼	-22.7%	-143
Child Dependency	37	▲	-28.8%	-15
Child in Need of Services/Supervision	36	▲	+5.9%	+2
Custody and Visitation	582	▼	-7.6%	-48
Delinquency	186	▲	+55.0%	+66
Juvenile Miscellaneous	1	▼	-87.5%	-7
New to Workload Study	37	▲	+85.0%	+17
Other	168	▼	+13.5%	+20
Protective Orders	106	▲	-8.6%	-10
Support	312	▲	+8.7%	+25
Traffic	54	▼	-8.5%	-5
GRAND TOTAL	2,005	▼	-4.7%	-98

* Compared to same time period as previous year
 8/19/2024 3:39:14PM

** Case Type Categories are defined in the 2017 Virginia Judicial Workload Assessment
 Source: SCV-SQL-Information

2024 Overall GRAND TOTAL		Distribution of Caseload		Change*		Percentage (%) of Caseload			
752 	+67	Adult	409	54%	36.3% ▲	+109	Adult	43.8%	54.4%
	9.8%	Juvenile	343	46%	-10.9% ▼	-42	Juvenile	56.2%	45.6%
GRAND TOTAL		752	100%	9.8% ▲	+67	GRAND TOTAL		100%	100%

Filings by Division & Code

Division	Case Type Description	Code	Summary	Change	% Change	Absolute Change
Adult	Show Cause	SC	122	▲	+74.3%	+52
	Civil Support	VS	68	▲	+9.7%	+6
	Other	OT	59	▲	+47.5%	+19
	Misdemeanor	CM	49	▲	+14.0%	+6
	Felony	CF	40	▲	+207.7%	+27
	Family Abuse - Protective Order	FP	23	↔		-
	Remand Support	RS	21	▲	+31.3%	+5
	Capias	CA	12	▼	+9.1%	+1
	Motion - Protective Order	MP	11	▲	+10.0%	+1
	Violation of Protective Order	PV	2	▼	-50.0%	-2
	Bond Forfeiture	BF	1	▲	-	+1
	Non-Family Abuse Protective Order	AP	1	▼	-83.3%	-5
	Protective Order	PC	0	▼	-100.0%	-2
Total			409	▲	36.3%	+109
Juvenile	Custody Visitation	CV	184	▼	-22.4%	-53
	Misdemeanor	DM	36	▼	-2.7%	-1
	Remand Custody	RC	17	▲	+21.4%	+3
	Remand Visitation	RV	17	▲	+142.9%	+10
	Permanency Planning	PH	15	▲	+275.0%	+11
	Foster Care Review	FC	13	▲	+18.2%	+2
	Traffic	T	11	▼	-62.1%	-18
	Truancy	TR	9	▲	+350.0%	+7
	Initial Foster Care	IF	7	▲	+250.0%	+5
	Non-Family Abuse Protective Order	AP	7	↔		-
	Child In Need of Services	CS	6	▼	-14.3%	-1
	Abuse and Neglect	AN	5	▼	-44.4%	-4
	Temporary Detention Order	TD	4	▲	+100.0%	+2
	Voluntary Continuing Services and Support Agree	VA	4	▲	+100.0%	+2
	Other	OT	3	▲	-	+3
	Paternity	PT	2	▲	+100.0%	+1
	Civil Violation	CI	1	▲	-	+1
	Family Abuse - Protective Order	FP	1	▲	-	+1
	Felony	DF	1	▼	-90.0%	-9
	Emergency Custody Order	EC	0	▼	-100.0%	-1
	Motion - Protective Order	MP	0	▼	-100.0%	-1
Terminate Parental Rights	TP	0	▼	-100.0%	-2	
Total			343	▼	-10.9%	-42
GRAND TOTAL			752	▲	9.8%	+67

Filings by Major Case Category**

Category	Summary	Change	% Change	Absolute Change
Adult Criminal	180	▲	+45.2%	+56
Child Dependency	44	▲	+46.7%	+14
Child in Need of Services/Supervision	15	▲	+66.7%	+6
Custody and Visitation	186	▲	-21.8%	-52
Delinquency	37	▼	-21.3%	-10
New to Workload Study	1	▲	-	+1
Other	121	▲	+51.3%	+41

* Compared to same time period as previous year
 8/19/2024 3:39:14PM

** Case Type Categories are defined in the 2017 Virginia Judicial Workload Assessment
 Source: SCV-SQL-Information

CPSS - JCMS CASELOAD STATISTICS OF THE JUVENILE & DOMESTIC RELATIONS DISTRICT COURTS
 January 2024 thru July 2024 Filings (Compared to January 2023 thru July 2023)

Fluvanna

District: 16 FIPS: 065

Protective Orders	43	▲	-8.5%	-4
Support	114	▲	+40.7%	+33
Traffic	11	▼	-62.1%	-18
GRAND TOTAL	752	▲	9.8%	+67

2024 Overall GRAND TOTAL		Distribution of Caseload		Change*		Percentage (%) of Caseload		
426	-34 -7.4%	Adult	167 39%	-1.8% ▼	-3	Adult	37.0%	39.2%
2024		Juvenile	259 61%	-10.7% ▼	-31	Juvenile	63.0%	60.8%
2023		GRAND TOTAL	426 100%	-7.4% ▼	-34	GRAND TOTAL	100%	100%

Filings by Division & Code

Division	Case Type Description	Code	Summary	Change	% Change	Absolute Change	
Adult	Misdemeanor	CM	36	▼	-39.0%	-23	
	Other	OT	34	▲	+17.2%	+5	
	Show Cause	SC	33	▲	+37.5%	+9	
	Civil Support	VS	26	▼	-3.7%	-1	
	Felony	CF	15	▲	+150.0%	+9	
	Family Abuse - Protective Order	FP	13	▲	+160.0%	+8	
	Capias	CA	6	▼	-25.0%	-2	
	Violation of Protective Order	PV	3	▲	+200.0%	+2	
	Remand Support	RS	1	▼	-80.0%	-4	
	Motion - Protective Order	MP	0	▼	-100.0%	-1	
	Violation Family Abuse Protective Order	PS	0	▼	-100.0%	-5	
		Total		167	▼	-1.8%	-3
Juvenile	Custody Visitation	CV	109	▼	-9.9%	-12	
	Misdemeanor	DM	57	▼	-3.4%	-2	
	Traffic	T	44	▼	-15.4%	-8	
	Felony	DF	11	▼	-8.3%	-1	
	Permanency Planning	PH	8	▲	+60.0%	+3	
	Motion - Protective Order	MP	5	▲	-	+5	
	Status	ST	4	▲	+33.3%	+1	
	Emergency Custody Order	EC	3	▲	+200.0%	+2	
	Remand Custody	RC	3	▼	-57.1%	-4	
	Remand Visitation	RV	3	▼	-50.0%	-3	
	Child In Need of Services	CS	2	▼	-60.0%	-3	
	Special Immigrant Juvenile Status	SI	2	▲	-	+2	
	Voluntary Continuing Services and Support Agreen	VA	2	▲	-	+2	
	Abuse and Neglect	AN	1	▼	-83.3%	-5	
	Capias	CA	1	▲	-	+1	
	Foster Care Review	FC	1	▼	-50.0%	-1	
	Initial Foster Care	IF	1	▼	-80.0%	-4	
	Non-Family Abuse Protective Order	AP	1	↔	-	-	
	Other	OT	1	▲	-	+1	
	Child at Risk	RI	0	▼	-100.0%	-1	
	Family Abuse - Protective Order	FP	0	▼	-100.0%	-1	
	Paternity	PT	0	▼	-100.0%	-1	
	Temporary Detention Order	TD	0	▼	-100.0%	-1	
	Truancy	TR	0	▼	-100.0%	-1	
		Total		259	▼	-10.7%	-31
		GRAND TOTAL		426	▼	-7.4%	-34

Filings by Major Case Category**

Category	Summary	Change	% Change	Absolute Change
Adult Criminal	83	▲	-14.4%	-14
Child Dependency	13	▲	-31.6%	-6
Child in Need of Services/Supervision	2	▼	-66.7%	-4
Custody and Visitation	109	▼	-10.7%	-13
Delinquency	69	▲	-2.8%	-2
Juvenile Miscellaneous	4	▲	+33.3%	+1
New to Workload Study	2	▲	-	+2

* Compared to same time period as previous year
 8/19/2024 3:39:14PM

** Case Type Categories are defined in the 2017 Virginia Judicial Workload Assessment
 Source: SCV-SQL-Information

Other	45	▲	-8.2%	-4
Protective Orders	19	▲	+137.5%	+11
Support	36	▲	+9.1%	+3
Traffic	44	▼	-15.4%	-8
GRAND TOTAL	426	▼	-7.4%	-34

2024 Overall GRAND TOTAL		Distribution of Caseload		Change*		Percentage (%) of Caseload		
748 +13 1.8% 	Adult Juvenile GRAND TOTAL	374	50%	10.3% ▲	+35	Adult Juvenile GRAND TOTAL	2023 46.1% 53.9% 100%	2024 50.0% 50.0% 100%
		748	100%	1.8% ▲	+13	100%	100%	

Filings by Division & Code

Division	Case Type Description	Code	Summary	Change	% Change	Absolute Change
Adult	Show Cause	SC	113	▲	+101.8%	+57
	Misdemeanor	CM	72	▲	+125.0%	+40
	Civil Support	VS	65	▼	-12.2%	-9
	Other	OT	51	▲	+10.9%	+5
	Family Abuse - Protective Order	FP	32	↔		-
	Capias	CA	19	▲	+72.7%	+8
	Felony	CF	13	▼	-38.1%	-8
	Non-Family Abuse Protective Order	AP	5	▲	+400.0%	+4
	Motion - Protective Order	MP	3	▼	-76.9%	-10
	Violation of Protective Order	PV	1	▼	-98.0%	-50
	Remand Support	RS	0	▼	-100.0%	-2
	Total		374	▲	10.3%	+35
Juvenile	Custody Visitation	CV	197	▼	-11.7%	-26
	Misdemeanor	DM	33	↔		-
	Traffic	T	33	▲	+17.9%	+5
	Felony	DF	28	▲	+133.3%	+16
	Non-Family Abuse Protective Order	AP	14	▲	-	+14
	Foster Care Review	FC	13	▲	+116.7%	+7
	Abuse and Neglect	AN	7	↔		-
	Child In Need of Services	CS	7	▼	-30.0%	-3
	Show Cause	SC	7	▲	-	+7
	Special Immigrant Juvenile Status	SI	6	▲	+100.0%	+3
	Permanency Planning	PH	5	▼	-78.3%	-18
	Truancy	TR	4	▲	+300.0%	+3
	Other	OT	3	▲	-	+3
	Status	ST	3	▲	-	+3
	Voluntary Continuing Services and Support Agree	VA	3	↔		-
	Initial Foster Care	IF	2	▼	-60.0%	-3
	Paternity	PT	2	▼	-33.3%	-1
	Capias	CA	1	▲	-	+1
	Child at Risk	RI	1	▼	-66.7%	-2
	Civil Violation	CI	1	▼	-50.0%	-1
	Emergency Custody Order	EC	1	▼	-50.0%	-1
	Entrustment	ET	1	▲	-	+1
	Family Abuse - Protective Order	FP	1	↔		-
	Temporary Detention Order	TD	1	▼	-66.7%	-2
	Motion - Protective Order	MP	0	▼	-100.0%	-2
	Qualified Residential Treatment	QR	0	▼	-100.0%	-1
	Remand Custody	RC	0	▼	-100.0%	-3
	Remand Visitation	RV	0	▼	-100.0%	-3
	Terminate Parental Rights	TP	0	▼	-100.0%	-19
		Total		374	▼	-5.6%
GRAND TOTAL			748	▲	1.8%	+13

Filings by Major Case Category**

Category	Summary	Change	% Change	Absolute Change
Adult Criminal	179	▲	+18.5%	+28
Child Dependency	32	▲	-52.2%	-35
Child in Need of Services/Supervision	11	▲		0

* Compared to same time period as previous year
 8/19/2024 3:39:14PM

** Case Type Categories are defined in the 2017 Virginia Judicial Workload Assessment
 Source: SCV-SQL-Information

CPSS - JCMS CASELOAD STATISTICS OF THE JUVENILE & DOMESTIC RELATIONS DISTRICT COURTS
 January 2024 thru July 2024 Filings (Compared to January 2023 thru July 2023)

Greene

District: 16 FIPS: 079

Custody and Visitation	199	▼	-11.9%	-27
Delinquency	69	▲	+53.3%	+24
Juvenile Miscellaneous	3	▲	-	+3
New to Workload Study	7	▲	+40.0%	+2
Other	56	▲	-5.1%	-3
Protective Orders	55	▲	+12.2%	+6
Support	104	▲	+10.6%	+10
Traffic	33	▲	+17.9%	+5
GRAND TOTAL	748	▲	1.8%	+13

2024 Overall GRAND TOTAL		Distribution of Caseload			Change*		Percentage (%) of Caseload		
1,426 +139 10.8% 	2024 2023	Adult	805	56%	24.0% ▲	+156	Adult	2023: 50.4%	2024: 56.5%
		Juvenile	621	44%	-2.7% ▼	-17	Juvenile	49.6%	43.5%
GRAND TOTAL		1,426	100%	10.8% ▲	+139	GRAND TOTAL	100%	100%	

Filings by Division & Code

Division	Case Type Description	Code	Summary	Change	% Change	Absolute Change	
Adult	Misdemeanor	CM	209	▲	+86.6%	+97	
	Other	OT	156	▼	+30.0%	+36	
	Show Cause	SC	137	▲	+33.0%	+34	
	Civil Support	VS	101	▼	-8.2%	-9	
	Felony	CF	82	▼	-21.9%	-23	
	Family Abuse - Protective Order	FP	45	▲	+45.2%	+14	
	Capias	CA	34	▲	-	-	
	Violation of Protective Order	PV	16	▲	+45.5%	+5	
	Motion - Protective Order	MP	12	▲	+50.0%	+4	
	Remand Support	RS	6	▼	-45.5%	-5	
	Restricted License for Non-Support	SL	4	▲	-	+4	
	Non-Family Abuse Protective Order	AP	3	▼	-25.0%	-1	
	Total			805	▲	24.0%	+156
Juvenile	Custody Visitation	CV	402	▼	-11.1%	-50	
	Traffic	T	58	▲	+163.6%	+36	
	Misdemeanor	DM	37	▼	-7.5%	-3	
	Permanency Planning	PH	12	▲	+200.0%	+8	
	Felony	DF	11	▼	-35.3%	-6	
	Paternity	PT	11	▲	+120.0%	+6	
	Motion - Protective Order	MP	10	▲	+150.0%	+6	
	Remand Custody	RC	9	▼	-30.8%	-4	
	Remand Visitation	RV	9	▼	-30.8%	-4	
	Abuse and Neglect	AN	8	▼	-27.3%	-3	
	Child In Need of Services	CS	7	▼	-12.5%	-1	
	Civil Violation	CI	7	↔	-	-	
	Foster Care Review	FC	6	▼	-33.3%	-3	
	Temporary Detention Order	TD	5	▲	+150.0%	+3	
	Terminate Parental Rights	TP	5	▲	-	+5	
	Initial Foster Care	IF	4	▼	-20.0%	-1	
	Non-Family Abuse Protective Order	AP	4	▼	-42.9%	-3	
	Capias	CA	3	▲	-	+3	
	Entrustment	ET	3	▲	-	+3	
	Voluntary Continuing Services and Support Agreem	VA	3	↔	-	-	
	Show Cause	SC	2	↔	-	-	
	Truancy	TR	2	▼	-80.0%	-8	
	Emergency Custody Order	EC	1	▲	-	+1	
	Other	OT	1	↔	-	-	
	Status	ST	1	↔	-	-	
	Family Abuse - Protective Order	FP	0	▼	-100.0%	-2	
	Total			621	▼	-2.7%	-17
	GRAND TOTAL			1,426	▲	10.8%	+139

Filings by Major Case Category**

Category	Summary	Change	% Change	Absolute Change
Adult Criminal	416	▲	+32.5%	+102
Child Dependency	41	▲	+28.1%	+9
Child in Need of Services/Supervision	9	▼	-50.0%	-9
Custody and Visitation	413	▲	-9.6%	-44
Delinquency	53	▲	-10.2%	-6

* Compared to same time period as previous year
 8/19/2024 3:39:14PM

** Case Type Categories are defined in the 2017 Virginia Judicial Workload Assessment
 Source: SCV-SQL-Information

Juvenile Miscellaneous	1	↔		0
New to Workload Study	7	↔		0
Other	187	▲	+16.9%	+27
Protective Orders	74	▲	+32.1%	+18
Support	167	▲	+3.7%	+6
Traffic	58	▲	+163.6%	+36
GRAND TOTAL	1,426	▲	10.8%	+139

2024 Overall GRAND TOTAL		Distribution of Caseload		Change*		Percentage (%) of Caseload		
491	+112 29.6%	Adult	228 46%	37.3% ▲	+62	Adult	43.8%	46.4%
2024		Juvenile	263 54%	23.5% ▲	+50	Juvenile	56.2%	53.6%
2023		GRAND TOTAL	491 100%	29.6% ▲	+112	GRAND TOTAL	100%	100%

Filings by Division & Code

Division	Case Type Description	Code	Summary	Change	% Change	Absolute Change
Adult	Show Cause	SC	64	▲	+113.3%	+34
	Misdemeanor	CM	45	▲	+80.0%	+20
	Civil Support	VS	42	▲	+44.8%	+13
	Other	OT	23	▼	-14.8%	-4
	Felony	CF	17	▲	+112.5%	+9
	Family Abuse - Protective Order	FP	16	▼	-23.8%	-5
	Capias	CA	7	▲	-30.0%	-3
	Motion - Protective Order	MP	6	▲	+50.0%	+2
	Non-Family Abuse Protective Order	AP	4	▼	-50.0%	-4
	Violation of Protective Order	PV	4	↔		-
	Total		228	▲	37.3%	+62
Juvenile	Custody Visitation	CV	152	▲	+9.4%	+13
	Misdemeanor	DM	20	▲	+122.2%	+11
	Permanency Planning	PH	20	▲	+300.0%	+15
	Abuse and Neglect	AN	18	▲	+20.0%	+3
	Initial Foster Care	IF	13	▲	+85.7%	+6
	Terminate Parental Rights	TP	8	▲	+300.0%	+6
	Traffic	T	8	▼	-11.1%	-1
	Civil Violation	CI	6	▲	-	+6
	Felony	DF	4	▲	+33.3%	+1
	Child In Need of Services	CS	3	▲	+200.0%	+2
	Entrustment	ET	3	▲	-	+3
	Status	ST	3	▲	-57.1%	-4
	Motion - Protective Order	MP	2	↔		-
	Foster Care Review	FC	1	▼	-85.7%	-6
	Paternity	PT	1	▼	-66.7%	-2
	Truancy	TR	1	↔		-
	Non-Family Abuse Protective Order	AP	0	▼	-100.0%	-3
		Total		263	▲	23.5%
GRAND TOTAL			491	▲	29.6%	+112

Filings by Major Case Category**

Category	Summary	Change	% Change	Absolute Change
Adult Criminal	90	▲	+25.0%	+18
Child Dependency	63	▲	+75.0%	+27
Child in Need of Services/Supervision	4	▲	+100.0%	+2
Custody and Visitation	153	▼	+7.7%	+11
Delinquency	24	▲	+100.0%	+12
Juvenile Miscellaneous	3	▲	-57.1%	-4
New to Workload Study	6	▲	-	+6
Other	23	▼	-14.8%	-4
Protective Orders	28	▼	-26.3%	-10
Support	89	▲	+161.8%	+55
Traffic	8	▼	-11.1%	-1
GRAND TOTAL	491	▲	29.6%	+112

* Compared to same time period as previous year
 8/19/2024 3:39:14PM

** Case Type Categories are defined in the 2017 Virginia Judicial Workload Assessment
 Source: SCV-SQL-Information

2024 Overall GRAND TOTAL		Distribution of Caseload			Change*		Percentage (%) of Caseload		
1,305	-28 -2.1%	Adult	637	49%	2.1% ▲	+13	Adult	46.8%	48.8%
2024		Juvenile	668	51%	-5.8% ▼	-41	Juvenile	53.2%	51.2%
2023		GRAND TOTAL	1,305	100%	-2.1% ▼	-28	GRAND TOTAL	100%	100%

Filings by Division & Code

Division	Case Type Description	Code	Summary	Change	% Change	Absolute Change	
Adult	Show Cause	SC	168	▲	+12.8%	+19	
	Civil Support	VS	148	▲	+13.8%	+18	
	Misdemeanor	CM	100	▼	-13.0%	-15	
	Other	OT	77	▼	-27.4%	-29	
	Family Abuse - Protective Order	FP	57	▲	+29.5%	+13	
	Felony	CF	33	▲	+65.0%	+13	
	Capias	CA	31	▼	-16.2%	-6	
	Motion - Protective Order	MP	7	▼	-12.5%	-1	
	Remand Support	RS	7	↔		-	
	Non-Family Abuse Protective Order	AP	4	▲	+33.3%	+1	
	Violation of Protective Order	PV	4	▲	+100.0%	+2	
	Bond Forfeiture	BF	1	↔		-	
	Protective Order	PC	0	▼	-100.0%	-1	
	Restricted License for Non-Support	SL	0	▼	-100.0%	-1	
	Total		637	▲	2.1%	+13	
Juvenile	Custody Visitation	CV	407	▼	-8.3%	-37	
	Misdemeanor	DM	51	▲	+27.5%	+11	
	Child In Need of Services	CS	27	▲	+22.7%	+5	
	Felony	DF	21	▼	-46.2%	-18	
	Permanency Planning	PH	17	▼	-43.3%	-13	
	Status	ST	17	▲	+13.3%	+2	
	Traffic	T	15	▲	+15.4%	+2	
	Foster Care Review	FC	14	▲	+75.0%	+6	
	Terminate Parental Rights	TP	14	▲	+600.0%	+12	
	Truancy	TR	11	▲	+22.2%	+2	
	Civil Violation	CI	9	▲	+12.5%	+1	
	Remand Custody	RC	9	▼	-30.8%	-4	
	Remand Visitation	RV	9	▼	-30.8%	-4	
	Paternity	PT	8	▲	+166.7%	+5	
	Voluntary Continuing Services and Support Agreem	VA	8	▲	+300.0%	+6	
	Initial Foster Care	IF	7	▲	+40.0%	+2	
	Other	OT	6	▲	+200.0%	+4	
	Abuse and Neglect	AN	5	▼	-44.4%	-4	
	Temporary Detention Order	TD	3	▼	-72.7%	-8	
	Emergency Custody Order	EC	2	▲	+100.0%	+1	
	Motion - Protective Order	MP	2	▼	-33.3%	-1	
	Non-Family Abuse Protective Order	AP	2	▼	-80.0%	-8	
	Special Immigrant Juvenile Status	SI	2	▲	-	+2	
	Capias	CA	1	▲	-	+1	
	Emancipation	EP	1	▲	-	+1	
	Family Abuse - Protective Order	FP	0	▼	-100.0%	-1	
	Qualified Residential Treatment	QR	0	▼	-100.0%	-6	
		Total		668	▼	-5.8%	-41
	GRAND TOTAL			1,305	▼	-2.1%	-28

Filings by Major Case Category**

Category	Summary	Change	% Change	Absolute Change
Adult Criminal	281	▲	+1.8%	+5
Child Dependency	65	▲	+4.8%	+3

* Compared to same time period as previous year
 8/19/2024 3:39:14PM

** Case Type Categories are defined in the 2017 Virginia Judicial Workload Assessment
 Source: SCV-SQL-Information

CPSS - JCMS CASELOAD STATISTICS OF THE JUVENILE & DOMESTIC RELATIONS DISTRICT COURTS
 January 2024 thru July 2024 Filings (Compared to January 2023 thru July 2023)

Orange

District: 16 FIPS: 137

Child in Need of Services/Supervision	38	▲	+22.6%	+7
Custody and Visitation	415	▲	-7.2%	-32
Delinquency	73	▲	-7.6%	-6
Juvenile Miscellaneous	18	▲	+20.0%	+3
New to Workload Study	11	▲	+37.5%	+3
Other	113	▲	-26.1%	-40
Protective Orders	72	▼	+4.3%	+3
Support	204	▼	+13.3%	+24
Traffic	15	▲	+15.4%	+2
GRAND TOTAL	1,305	▼	-2.1%	-28

2024 Overall GRAND TOTAL		Distribution of Caseload			Change*		Percentage (%) of Caseload		
2,639	-21 -0.8%	Adult	1,176	45%	-0.8% ▼	-10	Adult	44.6%	44.6%
2024		Juvenile	1,463	55%	-0.7% ▼	-11	Juvenile	55.4%	55.4%
2023		GRAND TOTAL	2,639	100%	-0.8% ▼	-21	GRAND TOTAL	100%	100%

Filings by Division & Code

Division	Case Type Description	Code	Summary	Change	% Change	Absolute Change	
Adult	Misdemeanor	CM	281	▼	-7.6%	-23	
	Civil Support	VS	252	▲	+15.1%	+33	
	Show Cause	SC	173	▲	+10.2%	+16	
	Other	OT	172	▼	-20.7%	-45	
	Felony	CF	135	▲	+32.4%	+33	
	Family Abuse - Protective Order	FP	81	▼	-12.0%	-11	
	Capias	CA	65	▼	-25.3%	-22	
	Motion - Protective Order	MP	11	▲	+450.0%	+9	
	Non-Family Abuse Protective Order	AP	5	▲	+66.7%	+2	
	Violation of Protective Order	PV	1	▲	-	+1	
	Restricted License for Non-Support	SL	0	▼	-100.0%	-2	
	Violation Family Abuse Protective Order	PS	0	▼	-100.0%	-1	
		Total		1,176	▼	-0.8%	-10
Juvenile	Custody Visitation	CV	476	▼	-2.1%	-10	
	Misdemeanor	DM	207	▲	+5.1%	+10	
	Felony	DF	127	▲	+62.8%	+49	
	Civil Violation	CI	119	▲	+25.3%	+24	
	Status	ST	81	▼	-66.8%	-163	
	Abuse and Neglect	AN	63	▼	-24.1%	-20	
	Show Cause	SC	59	▼	-10.6%	-7	
	Truancy	TR	55	▲	+111.5%	+29	
	Traffic	T	49	▲	+4.3%	+2	
	Child In Need of Services	CS	43	▲	+38.7%	+12	
	Permanency Planning	PH	36	▲	+140.0%	+21	
	Paternity	PT	30	▲	+114.3%	+16	
	Non-Family Abuse Protective Order	AP	29	▲	+93.3%	+14	
	Special Immigrant Juvenile Status	SI	22	▲	-	+22	
	Foster Care Review	FC	16	▼	-23.8%	-5	
	Initial Foster Care	IF	16	▼	-5.9%	-1	
	Terminate Parental Rights	TP	12	▲	+100.0%	+6	
	Capias	CA	7	▼	-41.7%	-5	
	Entrustment	ET	4	▲	+100.0%	+2	
	Voluntary Continuing Services and Support Agreem	VA	3	▲	+50.0%	+1	
	Motion - Protective Order	MP	2	↔	-	-	
	Temporary Detention Order	TD	2	▼	-83.3%	-10	
	Emancipation	EP	1	▲	-	+1	
	Emergency Custody Order	EC	1	▼	-50.0%	-1	
	Family Abuse - Protective Order	FP	1	▲	-	+1	
	Mental Commitment	MC	1	▲	-	+1	
	Relief of Custody	CR	1	▲	-	+1	
	Other	OT	0	▼	-100.0%	-1	
		Total		1,463	▼	-0.7%	-11
	GRAND TOTAL			2,639	▼	-0.8%	-21

Filings by Major Case Category**

Category	Summary	Change	% Change	Absolute Change
Adult Criminal	589	▲	-1.8%	-11
Child Dependency	151	▲	+3.4%	+5
Child in Need of Services/Supervision	107	▲	+55.1%	+38

* Compared to same time period as previous year
 8/19/2024 3:39:14PM

** Case Type Categories are defined in the 2017 Virginia Judicial Workload Assessment
 Source: SCV-SQL-Information

Custody and Visitation	506	▲	+1.2%	+6
Delinquency	391	▲	+14.7%	+50
Juvenile Miscellaneous	82	▲	-66.4%	-162
New to Workload Study	141	▲	+48.4%	+46
Other	176	▲	-24.1%	-56
Protective Orders	129	▲	+13.2%	+15
Support	318	▼	+16.9%	+46
Traffic	49	▲	+4.3%	+2
GRAND TOTAL	2,639	▼	-0.8%	-21

2024 Overall GRAND TOTAL		Distribution of Caseload		Change*		Percentage (%) of Caseload		
51	-39 -43.3%	Adult	21 41%	-38.2% ▼	-13	Adult	37.8%	41.2%
2024		Juvenile	30 59%	-46.4% ▼	-26	Juvenile	62.2%	58.8%
2023		GRAND TOTAL	51 100%	-43.3% ▼	-39	GRAND TOTAL	100%	100%

Filings by Division & Code

Division	Case Type Description	Code	Summary	Change	% Change	Absolute Change
Adult	Other	OT	7	▼	-12.5%	-1
	Misdemeanor	CM	6	▲	+50.0%	+2
	Civil Support	VS	2	▼	-81.8%	-9
	Family Abuse - Protective Order	FP	2	▲	-	+2
	Capias	CA	1	▼	-66.7%	-2
	Felony	CF	1	↔	-	-
	Motion - Protective Order	MP	1	▲	-	+1
	Show Cause	SC	1	▼	-85.7%	-6
	Total			21	▼	-38.2%
Juvenile	Misdemeanor	DM	9	▼	-30.8%	-4
	Traffic	T	7	▼	-30.0%	-3
	Custody Visitation	CV	3	▼	-72.7%	-8
	Status	ST	3	▼	-50.0%	-3
	Abuse and Neglect	AN	2	↔	-	-
	Felony	DF	2	▼	-71.4%	-5
	Child In Need of Services	CS	1	↔	-	-
	Paternity	PT	1	▲	-	+1
	Special Immigrant Juvenile Status	SI	1	▼	-50.0%	-1
	Truancy	TR	1	↔	-	-
	Non-Family Abuse Protective Order	AP	0	▼	-100.0%	-2
	Permanency Planning	PH	0	▼	-100.0%	-1
	Total			30	▼	-46.4%
GRAND TOTAL			51	▼	-43.3%	-39

Filings by Major Case Category**

Category	Summary	Change	% Change	Absolute Change
Adult Criminal	9	▼	-40.0%	-6
Child Dependency	2	▼	-33.3%	-1
Child in Need of Services/Supervision	2	↔	-	0
Custody and Visitation	4	▲	-63.6%	-7
Delinquency	11	▼	-45.0%	-9
Juvenile Miscellaneous	3	▼	-50.0%	-3
New to Workload Study	1	▼	-50.0%	-1
Other	7	▼	-12.5%	-1
Protective Orders	3	▲	+50.0%	+1
Support	2	▼	-81.8%	-9
Traffic	7	▼	-30.0%	-3
GRAND TOTAL	51	▼	-43.3%	-39

* Compared to same time period as previous year
 8/19/2024 3:39:14PM

** Case Type Categories are defined in the 2017 Virginia Judicial Workload Assessment
 Source: SCV-SQL-Information

2024 Overall GRAND TOTAL		Distribution of Caseload			Change*		Percentage (%) of Caseload		
2,461	-225 -8.4%	Adult	1,205	49%	-10.1% ▼	-135	Adult	49.9%	49.0%
2024		Juvenile	1,256	51%	-6.7% ▼	-90	Juvenile	50.1%	51.0%
2023		GRAND TOTAL	2,461	100%	-8.4% ▼	-225	GRAND TOTAL	100%	100%

Filings by Division & Code

Division	Case Type Description	Code	Summary	Change	% Change	Absolute Change	
Adult	Misdemeanor	CM	298	▼	-21.4%	-81	
	Other	OT	295	▼	-18.7%	-68	
	Civil Support	VS	264	▲	+17.3%	+39	
	Family Abuse - Protective Order	FP	109	▲	+28.2%	+24	
	Felony	CF	79	▼	-18.6%	-18	
	Show Cause	SC	61	▼	-20.8%	-16	
	Capias	CA	54	▼	-18.2%	-12	
	Bond Forfeiture	BF	17	▲	-	+17	
	Protective Order	PC	12	▼	-53.8%	-14	
	Motion - Protective Order	MP	7	▼	-22.2%	-2	
	Violation of Protective Order	PV	6	↔	-	-	
	Non-Family Abuse Protective Order	AP	3	▼	-40.0%	-2	
	Restricted License for Non-Support	SL	0	▼	-100.0%	-2	
	Total		1,205	▼	-10.1%	-135	
Juvenile	Custody Visitation	CV	578	▼	-12.3%	-81	
	Misdemeanor	DM	183	▲	+5.8%	+10	
	Status	ST	108	▼	-30.3%	-47	
	Felony	DF	74	▼	-10.8%	-9	
	Traffic	T	37	▲	+19.4%	+6	
	Motion - Protective Order	MP	36	▲	+300.0%	+27	
	Foster Care Review	FC	28	▼	-17.6%	-6	
	Paternity	PT	27	▲	+107.7%	+14	
	Permanency Planning	PH	27	↔	-	-	
	Other	OT	22	▲	+46.7%	+7	
	Non-Family Abuse Protective Order	AP	19	▲	+46.2%	+6	
	Special Immigrant Juvenile Status	SI	18	▲	-	+18	
	Initial Foster Care	IF	16	▼	-11.1%	-2	
	Truancy	TR	15	▼	-25.0%	-5	
	Terminate Parental Rights	TP	12	▲	+71.4%	+5	
	Abuse and Neglect	AN	11	▼	-76.6%	-36	
	Show Cause	SC	10	▲	+150.0%	+6	
	Temporary Detention Order	TD	9	▲	+12.5%	+1	
	Civil Violation	CI	6	↔	-	-	
	Emergency Custody Order	EC	5	▼	-28.6%	-2	
	Voluntary Continuing Services and Support Agreem	VA	4	▼	-20.0%	-1	
	Child In Need of Services	CS	2	▲	+100.0%	+1	
	Entrustment	ET	2	▼	-33.3%	-1	
	Family Abuse - Protective Order	FP	2	▲	-	+2	
	Mental Commitment	MC	2	▲	-	+2	
	Emancipation	EP	1	↔	-	-	
	Protective Order	PC	1	▼	-50.0%	-1	
	Relief of Custody	CR	1	▼	-50.0%	-1	
	Qualified Residential Treatment	QR	0	▼	-100.0%	-3	
		Total		1,256	▼	-6.7%	-90
	GRAND TOTAL			2,461	▼	-8.4%	-225

* Compared to same time period as previous year
 8/19/2024 3:39:14PM

** Case Type Categories are defined in the 2017 Virginia Judicial Workload Assessment
 Source: SCV-SQL-Information

Filings by Major Case Category**

Category	Summary	Change	% Change	Absolute Change
Adult Criminal	505	▲	-17.5%	-107
Child Dependency	101	▼	-30.8%	-45
Child in Need of Services/Supervision	17	▼	-22.7%	-5
Custody and Visitation	605	▲	-10.0%	-67
Delinquency	268	▲	+2.7%	+7
Juvenile Miscellaneous	109	▼	-30.1%	-47
New to Workload Study	24	▲	+300.0%	+18
Other	333	▲	-15.3%	-60
Protective Orders	176	▲	+45.5%	+55
Support	286	▼	+7.5%	+20
Traffic	37	▲	+19.4%	+6
GRAND TOTAL	2,461	▼	-8.4%	-225

* Compared to same time period as previous year
 8/19/2024 3:39:14PM

** Case Type Categories are defined in the 2017 Virginia Judicial Workload Assessment
 Source: SCV-SQL-Information

2024 Overall GRAND TOTAL		Distribution of Caseload			Change*		Percentage (%) of Caseload		
14,687	-2,277 -13.4%	Adult	6,920	47%	-13.3% ▼	-1,058	Adult	47.0%	47.1%
		Juvenile	7,767	53%	-13.6% ▼	-1,219	Juvenile	53.0%	52.9%
		GRAND TOTAL	14,687	100%	-13.4% ▼	-2,277	GRAND TOTAL	100%	100%

Filings by Division & Code

Division	Case Type Description	Code	Summary	Change	% Change	Absolute Change
Adult	Misdemeanor	CM	1,833	▲	+3.3%	+58
	Other	OT	1,304	▼	-41.7%	-934
	Civil Support	VS	1,296	▼	-14.6%	-221
	Felony	CF	743	▲	+24.0%	+144
	Show Cause	SC	684	▼	-8.8%	-66
	Family Abuse - Protective Order	FP	662	▲	+5.6%	+35
	Capias	CA	281	▼	-18.3%	-63
	Remand Support	RS	41	▼	-4.7%	-2
	Protective Order	PC	37	▲	+54.2%	+13
	Non-Family Abuse Protective Order	AP	28	↔		-
	Violation of Protective Order	PV	6	▼	-57.1%	-8
	Violation Family Abuse Protective Order	PS	5	▲	+150.0%	+3
	Bond Forfeiture	BF	0	▼	-100.0%	-17
	Total		6,920	▼	-13.3%	-1,058
Juvenile	Custody Visitation	CV	3,261	▼	-20.0%	-817
	Status	ST	1,073	▼	-23.3%	-326
	Misdemeanor	DM	929	▼	-11.3%	-118
	Traffic	T	622	▼	-7.2%	-48
	Felony	DF	479	▼	-1.6%	-8
	Special Immigrant Juvenile Status	SI	254	▲	+61.8%	+97
	Paternity	PT	159	▲	+12.8%	+18
	Temporary Detention Order	TD	150	▲	+5.6%	+8
	Abuse and Neglect	AN	116	▼	-6.5%	-8
	Show Cause	SC	99	▼	-5.7%	-6
	Permanency Planning	PH	94	▲	+17.5%	+14
	Foster Care Review	FC	88	▲	+12.8%	+10
	Capias	CA	85	▼		-
	Initial Foster Care	IF	54	▼	-5.3%	-3
	Non-Family Abuse Protective Order	AP	46	▼	-11.5%	-6
	Remand Custody	RC	45	▲	+4.7%	+2
	Remand Visitation	RV	45	▲	+4.7%	+2
	Civil Violation	CI	43	▲	+22.9%	+8
	Truancy	TR	31	▼	-38.0%	-19
	Terminate Parental Rights	TP	30	▲	+3.4%	+1
	Voluntary Continuing Services and Support Agreem	VA	19	▲	+26.7%	+4
	Emergency Custody Order	EC	18	▼	-21.7%	-5
	Other	OT	9	▲	+350.0%	+7
	Child In Need of Services	CS	5	▼	-58.3%	-7
	Motion - Protective Order	MP	4	▼	-42.9%	-3
	Family Abuse - Protective Order	FP	3	▼	-81.3%	-13
	Entrustment	ET	2	↔		-
	Violation Family Abuse Protective Order	PS	2	▲		+2
	Emancipation	EP	1	▼	-75.0%	-3
	Protective Order	PC	1	▲		+1
	Child at Risk	RI	0	▼	-100.0%	-1
	Qualified Residential Treatment	QR	0	▼	-100.0%	-2
		Total		7,767	▼	-13.6%
	GRAND TOTAL		14,687	▼	-13.4%	-2,277

* Compared to same time period as previous year
 8/19/2024 3:39:14PM

** Case Type Categories are defined in the 2017 Virginia Judicial Workload Assessment
 Source: SCV-SQL-Information

Filings by Major Case Category**

Category	Summary	Change	% Change	Absolute Change
Adult Criminal	3,252	▲	+2.3%	+74
Child Dependency	403	▼	+3.9%	+15
Child in Need of Services/Supervision	40	▼	-42.0%	-29
Custody and Visitation	3,429	▼	-18.9%	-801
Delinquency	1,582	▲	-7.3%	-124
Juvenile Miscellaneous	1,074	▼	-23.4%	-329
New to Workload Study	297	▲	+54.7%	+105
Other	1,612	▲	-36.4%	-922
Protective Orders	743	▼	+1.8%	+13
Support	1,633	▼	-12.4%	-231
Traffic	622	▼	-7.2%	-48
GRAND TOTAL	14,687	▼	-13.4%	-2,277

* Compared to same time period as previous year
 8/19/2024 3:39:14PM

** Case Type Categories are defined in the 2017 Virginia Judicial Workload Assessment
 Source: SCV-SQL-Information

2024 Overall GRAND TOTAL		Distribution of Caseload			Change*		Percentage (%) of Caseload		
1,554 +15 1.0% 		Adult	668	43%	-1.8% ▼	-12	Adult	44.2%	43.0%
		Juvenile	886	57%	3.1% ▲	+27	Juvenile	55.8%	57.0%
		GRAND TOTAL	1,554	100%	1.0% ▲	+15	GRAND TOTAL	100%	100%

Filings by Division & Code

Division	Case Type Description	Code	Summary	Change	% Change	Absolute Change	
Adult	Civil Support	VS	149	▼	-11.8%	-20	
	Misdemeanor	CM	139	▼	-9.2%	-14	
	Show Cause	SC	125	▲	+26.3%	+26	
	Other	OT	80	▼		-	
	Family Abuse - Protective Order	FP	68	▲	+9.7%	+6	
	Felony	CF	39	▼	-31.6%	-18	
	Capias	CA	28	▼	-15.2%	-5	
	Remand Support	RS	16	▲	+700.0%	+14	
	Motion - Protective Order	MP	15	▼	-16.7%	-3	
	Violation of Protective Order	PV	7	▲	+600.0%	+6	
	Non-Family Abuse Protective Order	AP	1	▼	-80.0%	-4	
	Protective Order	PC	1	▲	-	+1	
	Criminal Support	CS	0	▼	-100.0%	-1	
		Total		668	▼	-1.8%	-12
Juvenile	Custody Visitation	CV	507	▼	-4.5%	-24	
	Misdemeanor	DM	102	▼	-7.3%	-8	
	Traffic	T	74	↔		-	
	Abuse and Neglect	AN	28	▲	+133.3%	+16	
	Motion - Protective Order	MP	27	▲	+575.0%	+23	
	Felony	DF	25	▼	-13.8%	-4	
	Foster Care Review	FC	17	▼	-5.6%	-1	
	Remand Custody	RC	16	▲	+220.0%	+11	
	Remand Visitation	RV	15	▲	+200.0%	+10	
	Initial Foster Care	IF	12	▲	+50.0%	+4	
	Truancy	TR	7	↔		-	
	Child In Need of Services	CS	6	▲	+20.0%	+1	
	Status	ST	6	▼	-14.3%	-1	
	Relief of Custody	CR	5	▲	+400.0%	+4	
	Terminate Parental Rights	TP	5	▼	-28.6%	-2	
	Child at Risk	RI	4	▲	-	+4	
	Civil Violation	CI	4	▼	-33.3%	-2	
	Non-Family Abuse Protective Order	AP	4	▲	+300.0%	+3	
	Permanency Planning	PH	4	▼	-66.7%	-8	
	Voluntary Continuing Services and Support Agreen	VA	4	▲	+300.0%	+3	
	Entrustment	ET	3	▲	+50.0%	+1	
	Family Abuse - Protective Order	FP	3	▲	-	+3	
	Other	OT	3	▲	-	+3	
	Temporary Detention Order	TD	3	▼	-25.0%	-1	
	Paternity	PT	2	▼	-50.0%	-2	
	Capias	CA	0	▼	-100.0%	-1	
	Emancipation	EP	0	▼	-100.0%	-1	
	Emergency Custody Order	EC	0	▼	-100.0%	-1	
	Juvenile Support	JS	0	▼	-100.0%	-1	
	Mental Commitment	MC	0	▼	-100.0%	-1	
	Qualified Residential Treatment	QR	0	▼	-100.0%	-1	
		Total		886	▲	3.1%	+27
		GRAND TOTAL		1,554	▲	1.0%	+15

* Compared to same time period as previous year
 8/19/2024 3:39:14PM

** Case Type Categories are defined in the 2017 Virginia Judicial Workload Assessment
 Source: SCV-SQL-Information

Filings by Major Case Category**

Category	Summary	Change	% Change	Absolute Change
Adult Criminal	286	▲	-8.0%	-25
Child Dependency	82	▲	+32.3%	+20
Child in Need of Services/Supervision	13	▲	+8.3%	+1
Custody and Visitation	509	▼	-4.9%	-26
Delinquency	127	▼	-9.3%	-13
Juvenile Miscellaneous	6	▼	-25.0%	-2
New to Workload Study	4	▼	-33.3%	-2
Other	133	▲	+35.7%	+35
Protective Orders	118	▲	+31.1%	+28
Support	202	▼	-0.5%	-1
Traffic	74	↔		0
GRAND TOTAL	1,554	▲	1.0%	+15

2024 Overall GRAND TOTAL		Distribution of Caseload			Change*		Percentage (%) of Caseload		
4,007 	+22	Adult	1,922	48%	-3.4% ▼	-68	Adult	49.9%	48.0%
	0.6%	Juvenile	2,085	52%	4.5% ▲	+90	Juvenile	50.1%	52.0%
		GRAND TOTAL	4,007	100%	0.6% ▲	+22	GRAND TOTAL	100%	100%

Filings by Division & Code

Division	Case Type Description	Code	Summary	Change	% Change	Absolute Change	
Adult	Misdemeanor	CM	459	▼	-11.7%	-61	
	Civil Support	VS	312	▼	-9.3%	-32	
	Other	OT	307	▼	-7.3%	-24	
	Show Cause	SC	289	▲	+7.4%	+20	
	Family Abuse - Protective Order	FP	178	▼	-7.3%	-14	
	Felony	CF	176	▲	+12.1%	+19	
	Capias	CA	115	▲	+17.3%	+17	
	Violation of Protective Order	PV	41	▲	+583.3%	+35	
	Motion - Protective Order	MP	26	▲	+8.3%	+2	
	Remand Support	RS	14	▼	-65.0%	-26	
	Non-Family Abuse Protective Order	AP	4	▼	-50.0%	-4	
	Restricted License for Non-Support	SL	1	↔		-	
	Total			1,922	▼	-3.4%	-68
Juvenile	Custody Visitation	CV	950	▲	+0.1%	+1	
	Misdemeanor	DM	400	▲	+42.3%	+119	
	Traffic	T	330	▼	-19.9%	-82	
	Felony	DF	129	▲	+18.3%	+20	
	Temporary Detention Order	TD	30	▲	+7.1%	+2	
	Mental Commitment	MC	22	▲	+15.8%	+3	
	Terminate Parental Rights	TP	21	▲	+162.5%	+13	
	Foster Care Review	FC	20	▲	+33.3%	+5	
	Status	ST	20	▲	+66.7%	+8	
	Abuse and Neglect	AN	18	▲	+157.1%	+11	
	Show Cause	SC	17	▲	+70.0%	+7	
	Permanency Planning	PH	16	↔		-	
	Truancy	TR	16	▲	+220.0%	+11	
	Initial Foster Care	IF	15	▲	+400.0%	+12	
	Remand Custody	RC	15	▼	-51.6%	-16	
	Remand Visitation	RV	15	▼	-51.6%	-16	
	Paternity	PT	14	▲	+16.7%	+2	
	Emergency Custody Order	EC	10	▼	-9.1%	-1	
	Motion - Protective Order	MP	8	▲	+100.0%	+4	
	Child In Need of Services	CS	6	▲	+20.0%	+1	
	Non-Family Abuse Protective Order	AP	6	▼	-50.0%	-6	
	Capias	CA	3	▲	+50.0%	+1	
	Civil Violation	CI	2	▼	-33.3%	-1	
	Family Abuse - Protective Order	FP	1	↔		-	
	Voluntary Continuing Services and Support Agreem	VA	1	▼	-50.0%	-1	
	Other	OT	0	▼	-100.0%	-2	
	Qualified Residential Treatment	QR	0	▼	-100.0%	-4	
	Relief of Custody	CR	0	▼	-100.0%	-1	
	Total			2,085	▲	4.5%	+90
	GRAND TOTAL			4,007	▲	0.6%	+22

Filings by Major Case Category**

Category	Summary	Change	% Change	Absolute Change
Adult Criminal	966	▲	-0.2%	-2
Child Dependency	91	▲	+62.5%	+35
Child in Need of Services/Supervision	22	▲	+120.0%	+12

* Compared to same time period as previous year

** Case Type Categories are defined in the 2017 Virginia Judicial Workload Assessment

CPSS - JCMS CASELOAD STATISTICS OF THE JUVENILE & DOMESTIC RELATIONS DISTRICT COURTS
 January 2024 thru July 2024 Filings (Compared to January 2023 thru July 2023)

Custody and Visitation	964	▲	+0.3%	+3
Delinquency	549	▲	+36.6%	+147
Juvenile Miscellaneous	20	▲	+66.7%	+8
New to Workload Study	2	▼	-33.3%	-1
Other	413	▼	-16.2%	-80
Protective Orders	223	▲	-7.5%	-18
Support	427	▲		0
Traffic	330	▼	-19.9%	-82
GRAND TOTAL	4,007	▲	0.6%	+22

2024 Overall GRAND TOTAL		Distribution of Caseload		Change*		Percentage (%) of Caseload			
165	+6 3.8%	Adult	68	41%	-12.8% ▼	-10	Adult	49.1%	41.2%
2024		Juvenile	97	59%	19.8% ▲	+16	Juvenile	50.9%	58.8%
2023		GRAND TOTAL	165	100%	3.8% ▲	+6	GRAND TOTAL	100%	100%

Filings by Division & Code

Division	Case Type Description	Code	Summary	Change	% Change	Absolute Change
Adult	Civil Support	VS	15	▲	+50.0%	+5
	Misdemeanor	CM	13	▼	-43.5%	-10
	Other	OT	12	▼	-29.4%	-5
	Felony	CF	11	▼	-21.4%	-3
	Show Cause	SC	8	▲	+60.0%	+3
	Family Abuse - Protective Order	FP	4	▼	-20.0%	-1
	Remand Support	RS	3	▲	+200.0%	+2
	Motion - Protective Order	MP	2	▲	-	+2
	Non-Family Abuse Protective Order	AP	0	▼	-100.0%	-2
	Violation of Protective Order	PV	0	▼	-100.0%	-1
	Total		68	▼	-12.8%	-10
Juvenile	Custody Visitation	CV	49	▼	-15.5%	-9
	Traffic	T	19	▲	+280.0%	+14
	Misdemeanor	DM	14	▲	+40.0%	+4
	Remand Custody	RC	6	▲	+200.0%	+4
	Remand Visitation	RV	6	▲	+200.0%	+4
	Child In Need of Services	CS	2	▲	-	+2
	Initial Foster Care	IF	1	▲	-	+1
	Felony	DF	0	▼	-100.0%	-1
	Show Cause	SC	0	▼	-100.0%	-1
	Special Immigrant Juvenile Status	SI	0	▼	-100.0%	-2
	Total		97	▲	19.8%	+16
GRAND TOTAL			165	▲	3.8%	+6

Filings by Major Case Category**

Category	Summary	Change	% Change	Absolute Change	
Adult Criminal	27	▼	-35.7%	-15	
Child Dependency	1	▲	-	+1	
Child in Need of Services/Supervision	2	▲	-	+2	
Custody and Visitation	49	▼	-15.5%	-9	
Delinquency	14	▼	+16.7%	+2	
New to Workload Study	0	▼	-100.0%	-2	
Other	27	▲	+22.7%	+5	
Protective Orders	6	▲	-14.3%	-1	
Support	20	▲	+81.8%	+9	
Traffic	19	▲	+280.0%	+14	
GRAND TOTAL		165	▲	3.8%	+6

* Compared to same time period as previous year
 8/19/2024 3:39:14PM

** Case Type Categories are defined in the 2017 Virginia Judicial Workload Assessment
 Source: SCV-SQL-Information

2024 Overall GRAND TOTAL		Distribution of Caseload			Change*		Percentage (%) of Caseload		
2,300 	+24	Adult	1,094	48%	-3.3% ▼	-37	Adult	49.7%	47.6%
	1.1%	Juvenile	1,206	52%	5.3% ▲	+61	Juvenile	50.3%	52.4%
		GRAND TOTAL	2,300	100%	1.1% ▲	+24	GRAND TOTAL	100%	100%

Filings by Division & Code

Division	Case Type Description	Code	Summary	Change	% Change	Absolute Change	
Adult	Civil Support	VS	284	▼	-9.6%	-30	
	Show Cause	SC	215	▲	+48.3%	+70	
	Misdemeanor	CM	198	▼	-6.2%	-13	
	Other	OT	164	▼	-3.5%	-6	
	Family Abuse - Protective Order	FP	78	▼	-25.0%	-26	
	Capias	CA	60	▼	-17.8%	-13	
	Felony	CF	58	▼	-32.6%	-28	
	Motion - Protective Order	MP	17	▲	+6.3%	+1	
	Protective Order	PC	5	▼	-28.6%	-2	
	Violation of Protective Order	PV	5	▲	+66.7%	+2	
	Non-Family Abuse Protective Order	AP	4	▲	+300.0%	+3	
	Restricted License for Non-Support	SL	3	▲	-	+3	
	Remand Support	RS	2	▲	+100.0%	+1	
	Bond Forfeiture	BF	1	▲	-	+1	
Total			1,094	▼	-3.3%	-37	
Juvenile	Custody Visitation	CV	815	▲	+3.2%	+25	
	Misdemeanor	DM	60	▲	+13.2%	+7	
	Abuse and Neglect	AN	48	▲	+11.6%	+5	
	Foster Care Review	FC	40	▲	+17.6%	+6	
	Permanency Planning	PH	40	▲	+37.9%	+11	
	Status	ST	38	▼	-9.5%	-4	
	Traffic	T	37	▲	+32.1%	+9	
	Paternity	PT	36	▼	-16.3%	-7	
	Initial Foster Care	IF	25	▲	+47.1%	+8	
	Temporary Detention Order	TD	15	▲	+200.0%	+10	
	Felony	DF	12	▼	-20.0%	-3	
	Terminate Parental Rights	TP	8	▼	-46.7%	-7	
	Remand Custody	RC	6	▲	+200.0%	+4	
	Remand Visitation	RV	6	▲	+200.0%	+4	
	Special Immigrant Juvenile Status	SI	5	▲	+150.0%	+3	
	Capias	CA	3	▲	-	+3	
	Emergency Custody Order	EC	2	↔	-	-	
	Relief of Custody	CR	2	▼	-77.8%	-7	
	Child In Need of Services	CS	1	▼	-50.0%	-1	
	Emancipation	EP	1	▲	-	+1	
	Juvenile Support	JS	1	▲	-	+1	
	Mental Commitment	MC	1	▲	-	+1	
	Motion - Protective Order	MP	1	▼	-83.3%	-5	
	Non-Family Abuse Protective Order	AP	1	▼	-50.0%	-1	
	Other	OT	1	↔	-	-	
	Show Cause	SC	1	▲	-	+1	
	Child at Risk	RI	0	▼	-100.0%	-1	
	Qualified Residential Treatment	QR	0	▼	-100.0%	-1	
	Voluntary Continuing Services and Support Agreem	VA	0	▼	-100.0%	-1	
	Total			1,206	▲	5.3%	+61
	GRAND TOTAL			2,300	▲	1.1%	+24

* Compared to same time period as previous year
 8/19/2024 3:39:14PM

** Case Type Categories are defined in the 2017 Virginia Judicial Workload Assessment
 Source: SCV-SQL-Information

Filings by Major Case Category**

Category	Summary	Change	% Change	Absolute Change
Adult Criminal	444	▲	-3.9%	-18
Child Dependency	163	▼	+8.7%	+13
Child in Need of Services/Supervision	1	▼	-50.0%	-1
Custody and Visitation	851	▼	+2.2%	+18
Delinquency	76	▲	+11.8%	+8
Juvenile Miscellaneous	39	▲	-7.1%	-3
New to Workload Study	5	▲	+150.0%	+3
Other	197	▲	+7.7%	+14
Protective Orders	101	▲	-21.7%	-28
Support	386	▲	+2.4%	+9
Traffic	37	▲	+32.1%	+9
GRAND TOTAL	2,300	▲	1.1%	+24

* Compared to same time period as previous year
 8/19/2024 3:39:14PM

** Case Type Categories are defined in the 2017 Virginia Judicial Workload Assessment
 Source: SCV-SQL-Information

2024 Overall GRAND TOTAL		Distribution of Caseload		Change*		Percentage (%) of Caseload			
674	-178 -20.9%	Adult	359	53%	-23.0% ▼	-107	Adult	54.7%	53.3%
2024		Juvenile	315	47%	-18.4% ▼	-71	Juvenile	45.3%	46.7%
2023		GRAND TOTAL	674	100%	-20.9% ▼	-178	GRAND TOTAL	100%	100%

Filings by Division & Code

Division	Case Type Description	Code	Summary	Change	% Change	Absolute Change
Adult	Show Cause	SC	87	▲	+3.6%	+3
	Civil Support	VS	85	▼	-34.1%	-44
	Misdemeanor	CM	81	▼	-10.0%	-9
	Other	OT	50	▼	-19.4%	-12
	Felony	CF	23	▼	-42.5%	-17
	Family Abuse - Protective Order	FP	14	▼	-41.7%	-10
	Capias	CA	12	▼	-57.1%	-16
	Violation of Protective Order	PV	4	↔		-
	Motion - Protective Order	MP	2	↔		-
	Protective Order	PC	1	▲	-	+1
	Non-Family Abuse Protective Order	AP	0	▼	-100.0%	-1
	Restricted License for Non-Support	SL	0	▼	-100.0%	-2
		Total		359	▼	-23.0%
Juvenile	Custody Visitation	CV	194	▼	-19.5%	-47
	Misdemeanor	DM	31	▼	-20.5%	-8
	Traffic	T	17	↔		-
	Felony	DF	15	▼	-34.8%	-8
	Paternity	PT	9	▲	+28.6%	+2
	Permanency Planning	PH	8	▲	+60.0%	+3
	Temporary Detention Order	TD	8	▲	+60.0%	+3
	Child at Risk	RI	7	▼	-36.4%	-4
	Truancy	TR	6	▼	-14.3%	-1
	Emergency Custody Order	EC	4	↔		-
	Foster Care Review	FC	3	↔		-
	Motion - Protective Order	MP	3	▲	-	+3
	Relief of Custody	CR	3	▼	-25.0%	-1
	Abuse and Neglect	AN	2	▼	-66.7%	-4
	Capias	CA	1	▲	-	+1
	Initial Foster Care	IF	1	▼	-50.0%	-1
	Remand Custody	RC	1	▼	-75.0%	-3
	Remand Visitation	RV	1	▼	-66.7%	-2
	Status	ST	1	▲	-	+1
	Civil Violation	CI	0	▼	-100.0%	-3
	Qualified Residential Treatment	QR	0	▼	-100.0%	-1
Voluntary Continuing Services and Support Agreem	VA	0	▼	-100.0%	-1	
	Total		315	▼	-18.4%	-71
	GRAND TOTAL		674	▼	-20.9%	-178

Filings by Major Case Category**

Category	Summary	Change	% Change	Absolute Change
Adult Criminal	162	▲	-21.7%	-45
Child Dependency	24	▼	-27.3%	-9
Child in Need of Services/Supervision	6	▼	-14.3%	-1
Custody and Visitation	203	▲	-18.1%	-45
Delinquency	47	▲	-24.2%	-15
Juvenile Miscellaneous	1	▲	-	+1
New to Workload Study	0	▼	-100.0%	-3
Other	64	▼	-17.9%	-14

* Compared to same time period as previous year
 8/19/2024 3:39:14PM

** Case Type Categories are defined in the 2017 Virginia Judicial Workload Assessment
 Source: SCV-SQL-Information

Protective Orders	19	▲	-29.6%	-8
Support	131	▼	-22.9%	-39
Traffic	17	↔		0
GRAND TOTAL	674	▼	-20.9%	-178

2024 Overall GRAND TOTAL		Distribution of Caseload		Change*		Percentage (%) of Caseload			
774 +147 23.4% 		Adult	312	40%	27.3% ▲	+67	Adult	39.1%	40.3%
		Juvenile	462	60%	20.9% ▲	+80	Juvenile	60.9%	59.7%
		GRAND TOTAL	774	100%	23.4% ▲	+147	GRAND TOTAL	100%	100%

Filings by Division & Code

Division	Case Type Description	Code	Summary	Change	% Change	Absolute Change
Adult	Misdemeanor	CM	76	▲	+61.7%	+29
	Civil Support	VS	68	▲	+9.7%	+6
	Show Cause	SC	57	▲	+62.9%	+22
	Felony	CF	37	▲	+76.2%	+16
	Other	OT	31	▲	+40.9%	+9
	Family Abuse - Protective Order	FP	24	▼	-14.3%	-4
	Motion - Protective Order	MP	9	▲	+28.6%	+2
	Capias	CA	6	▼	-62.5%	-10
	Remand Support	RS	3	▼	-25.0%	-1
	Non-Family Abuse Protective Order	AP	1	▼	-50.0%	-1
	Restricted License for Non-Support	SL	0	▼	-100.0%	-1
	Total		312	▲	27.3%	+67
Juvenile	Custody Visitation	CV	241	▲	+4.8%	+11
	Abuse and Neglect	AN	55	▲	+27.9%	+12
	Permanency Planning	PH	42	▲	+320.0%	+32
	Terminate Parental Rights	TP	19	▲	-	+19
	Initial Foster Care	IF	18	▲	+50.0%	+6
	Foster Care Review	FC	16	▲	+33.3%	+4
	Misdemeanor	DM	16	▲	+77.8%	+7
	Traffic	T	11	↔	-	-
	Paternity	PT	9	▼	-30.8%	-4
	Remand Custody	RC	9	▼	-18.2%	-2
	Remand Visitation	RV	9	↔	-	-
	Felony	DF	4	▼	-69.2%	-9
	Motion - Protective Order	MP	3	▲	-	+3
	Child In Need of Services	CS	2	▲	+100.0%	+1
	Show Cause	SC	2	▲	-	+2
	Voluntary Continuing Services and Support Agreen	VA	2	▲	-	+2
	Capias	CA	1	▲	-	+1
	Emergency Custody Order	EC	1	▼	-50.0%	-1
	Non-Family Abuse Protective Order	AP	1	▼	-50.0%	-1
	Temporary Detention Order	TD	1	↔	-	-
	Child at Risk	RI	0	▼	-100.0%	-1
	Relief of Custody	CR	0	▼	-100.0%	-1
	Status	ST	0	▼	-100.0%	-1
	Total		462	▲	20.9%	+80
	GRAND TOTAL		774	▲	23.4%	+147

Filings by Major Case Category**

Category	Summary	Change	% Change	Absolute Change
Adult Criminal	158	▲	+43.6%	+48
Child Dependency	152	▲	+92.4%	+73
Child in Need of Services/Supervision	2	▲	+100.0%	+1
Custody and Visitation	250	▼	+2.9%	+7
Delinquency	23	▲	+4.5%	+1
Juvenile Miscellaneous	0	▼	-100.0%	-1
Other	54	▼	+10.2%	+5
Protective Orders	38	▲	-2.6%	-1

* Compared to same time period as previous year
 8/19/2024 3:39:14PM

** Case Type Categories are defined in the 2017 Virginia Judicial Workload Assessment
 Source: SCV-SQL-Information

Support	86	▲	+19.4%	+14
Traffic	11	↔		0
GRAND TOTAL	774	▲	23.4%	+147

2024 Overall GRAND TOTAL		Distribution of Caseload			Change*		Percentage (%) of Caseload		
2,296	-21 -0.9%	Adult	1,538	67%	-4.1% ▼	-66	Adult	69.2%	67.0%
2024		Juvenile	758	33%	6.3% ▲	+45	Juvenile	30.8%	33.0%
2023		GRAND TOTAL	2,296	100%	-0.9% ▼	-21	GRAND TOTAL	100%	100%

Filings by Division & Code

Division	Case Type Description	Code	Summary	Change	% Change	Absolute Change
Adult	Misdemeanor	CM	429	↔		-
	Other	OT	340	▲	+2.4%	+8
	Capias	CA	209	▲	+1.5%	+3
	Civil Support	VS	201	▼	-3.4%	-7
	Show Cause	SC	195	▲	-22.0%	-55
	Felony	CF	85	↔		-
	Family Abuse - Protective Order	FP	66	▼	-18.5%	-15
	Non-Family Abuse Protective Order	AP	8	▲	+14.3%	+1
	Motion - Protective Order	MP	3	▲	+200.0%	+2
	Violation of Protective Order	PV	2	▼	-33.3%	-1
	Restricted License for Non-Support	SL	0	▼	-100.0%	-2
	Total		1,538	▼	-4.1%	-66
Juvenile	Custody Visitation	CV	330	▲	+12.6%	+37
	Misdemeanor	DM	120	▼	-7.0%	-9
	Truancy	TR	73	▲	+12.3%	+8
	Felony	DF	66	▼	-1.5%	-1
	Status	ST	33	▼	-17.5%	-7
	Permanency Planning	PH	21	▼	-4.5%	-1
	Traffic	T	17	▼	-22.7%	-5
	Paternity	PT	14	▲	+16.7%	+2
	Abuse and Neglect	AN	12	▲	+1,100.0%	+11
	Foster Care Review	FC	12	▼	-20.0%	-3
	Initial Foster Care	IF	11	▲	+57.1%	+4
	Non-Family Abuse Protective Order	AP	11	▲	+120.0%	+6
	Child In Need of Services	CS	8	▼	-11.1%	-1
	Mental Commitment	MC	5	▼	-50.0%	-5
	Other	OT	5	▲	-	+5
	Civil Violation	CI	4	▲	-	+4
	Temporary Detention Order	TD	4	▼	-33.3%	-2
	Terminate Parental Rights	TP	4	▼	-20.0%	-1
	Entrustment	ET	3	▲	+200.0%	+2
	Emancipation	EP	1	▲	-	+1
	Emergency Custody Order	EC	1	▼	-50.0%	-1
	Family Abuse - Protective Order	FP	1	▲	-	+1
	Special Immigrant Juvenile Status	SI	1	▲	-	+1
	Voluntary Continuing Services and Support Agreem	VA	1	↔		-
	Relief of Custody	CR	0	▼	-100.0%	-1
	Total		758	▲	6.3%	+45
	GRAND TOTAL		2,296	▼	-0.9%	-21

Filings by Major Case Category**

Category	Summary	Change	% Change	Absolute Change
Adult Criminal	876	▼	-7.7%	-73
Child Dependency	64	▲	+20.8%	+11
Child in Need of Services/Supervision	81	▲	+9.5%	+7
Custody and Visitation	344	▲	+12.8%	+39
Delinquency	186	▼	-5.1%	-10
Juvenile Miscellaneous	34	▲	-15.0%	-6

* Compared to same time period as previous year
 8/19/2024 3:39:14PM

** Case Type Categories are defined in the 2017 Virginia Judicial Workload Assessment
 Source: SCV-SQL-Information

New to Workload Study	5	▲	-	+5
Other	355	▲	+1.4%	+5
Protective Orders	89	▲	-5.3%	-5
Support	245	▼	+4.7%	+11
Traffic	17	▼	-22.7%	-5
GRAND TOTAL	2,296	▼	-0.9%	-21

2024 Overall GRAND TOTAL		Distribution of Caseload		Change*		Percentage (%) of Caseload		
2,195	-263 -10.7%	Adult	973 44%	7.5% ▲	+68	Adult	2023 36.8%	2024 44.3%
2024		Juvenile	1,222 56%	-21.3% ▼	-331	Juvenile	63.2%	55.7%
2023		GRAND TOTAL	2,195 100%	-10.7% ▼	-263	GRAND TOTAL	100%	100%

Filings by Division & Code

Division	Case Type Description	Code	Summary	Change	% Change	Absolute Change	
Adult	Misdemeanor	CM	239	▲	+40.6%	+69	
	Civil Support	VS	237	▲	+2.2%	+5	
	Other	OT	167	▼	-6.7%	-12	
	Show Cause	SC	144	▲	+23.1%	+27	
	Family Abuse - Protective Order	FP	86	▲	+68.6%	+35	
	Capias	CA	28	▼	-34.9%	-15	
	Felony	CF	27	▼	-15.6%	-5	
	Non-Family Abuse Protective Order	AP	24	▼	-50.0%	-24	
	Motion - Protective Order	MP	10	▼	-28.6%	-4	
	Violation of Protective Order	PV	7	▲	+133.3%	+4	
	Remand Support	RS	3	▼	-80.0%	-12	
	Restricted License for Non-Support	SL	1	▲	-	+1	
	Bond Forfeiture	BF	0	▼	-100.0%	-1	
	Total		973	▲	7.5%	+68	
Juvenile	Custody Visitation	CV	672	▼	-21.3%	-182	
	Misdemeanor	DM	169	▼	-6.6%	-12	
	Abuse and Neglect	AN	100	▲	+11.1%	+10	
	Motion - Protective Order	MP	39	▲	+25.8%	+8	
	Status	ST	38	▲	-9.5%	-4	
	Permanency Planning	PH	33	▲	+106.3%	+17	
	Traffic	T	27	▼	-20.6%	-7	
	Foster Care Review	FC	22	▼	-37.1%	-13	
	Felony	DF	17	▼	-37.0%	-10	
	Remand Visitation	RV	17	▼	-69.6%	-39	
	Child In Need of Services	CS	16	▼	-51.5%	-17	
	Initial Foster Care	IF	15	▼	-31.8%	-7	
	Remand Custody	RC	15	▼	-76.6%	-49	
	Truancy	TR	13	▼	-48.0%	-12	
	Relief of Custody	CR	10	▲	+900.0%	+9	
	Paternity	PT	8	▼	-61.9%	-13	
	Terminate Parental Rights	TP	4	↔	-	-	
	Civil Violation	CI	2	▲	+100.0%	+1	
	Non-Family Abuse Protective Order	AP	2	▲	-	+2	
	Capias	CA	1	▲	-	+1	
	Special Immigrant Juvenile Status	SI	1	▲	-	+1	
	Voluntary Continuing Services and Support Agreem	VA	1	▼	-80.0%	-4	
	Emergency Custody Order	EC	0	▼	-100.0%	-1	
	Entrustment	ET	0	▼	-100.0%	-5	
	Qualified Residential Treatment	QR	0	▼	-100.0%	-5	
		Total		1,222	▼	-21.3%	-331
	GRAND TOTAL			2,195	▼	-10.7%	-263

Filings by Major Case Category**

Category	Summary	Change	% Change	Absolute Change
Adult Criminal	351	▼	+6.0%	+20
Child Dependency	185	▲	+1.1%	+2
Child in Need of Services/Supervision	29	▼	-50.0%	-29
Custody and Visitation	680	▼	-22.3%	-195
Delinquency	187	▲	-10.1%	-21

* Compared to same time period as previous year
 8/19/2024 3:39:14PM

** Case Type Categories are defined in the 2017 Virginia Judicial Workload Assessment
 Source: SCV-SQL-Information

Juvenile Miscellaneous	38	▲	-9.5%	-4
New to Workload Study	3	▲	+200.0%	+2
Other	202	▼	-35.9%	-113
Protective Orders	161	▲	+11.8%	+17
Support	332	▲	+24.3%	+65
Traffic	27	▼	-20.6%	-7
GRAND TOTAL	2,195	▼	-10.7%	-263

2024 Overall GRAND TOTAL		Distribution of Caseload		Change*		Percentage (%) of Caseload			
2,179 	+66 3.1%	Adult	1,048	48%	17.1% ▲	+153	Adult	42.4%	48.1%
		Juvenile	1,131	52%	-7.1% ▼	-87	Juvenile	57.6%	51.9%
		GRAND TOTAL	2,179	100%	3.1% ▲	+66	GRAND TOTAL	100%	100%

Filings by Division & Code

Division	Case Type Description	Code	Summary	Change	% Change	Absolute Change
Adult	Civil Support	VS	300	▲	+39.5%	+85
	Misdemeanor	CM	244	▼	-3.9%	-10
	Other	OT	174	▲	-0.6%	-1
	Show Cause	SC	162	▲	+67.0%	+65
	Family Abuse - Protective Order	FP	75	▼	-16.7%	-15
	Capias	CA	34	▲	+54.5%	+12
	Felony	CF	31	▲	+19.2%	+5
	Motion - Protective Order	MP	11	▲	+10.0%	+1
	Violation of Protective Order	PV	9	▲	+350.0%	+7
	Non-Family Abuse Protective Order	AP	5	▲	+150.0%	+3
	Violation Family Abuse Protective Order	PS	2	▲	-	+2
	Remand Support	RS	1	▼	-50.0%	-1
		Total		1,048	▲	17.1%
Juvenile	Custody Visitation	CV	757	▼	-9.4%	-79
	Misdemeanor	DM	69	▼	-1.4%	-1
	Abuse and Neglect	AN	48	▲	+77.8%	+21
	Traffic	T	30	▼	-49.2%	-29
	Permanency Planning	PH	28	▼	-9.7%	-3
	Foster Care Review	FC	26	▲	+44.4%	+8
	Child In Need of Services	CS	23	▼	-20.7%	-6
	Voluntary Continuing Services and Support Agree	VA	22	▲	+144.4%	+13
	Child at Risk	RI	20	▼	-13.0%	-3
	Paternity	PT	19	▲	+90.0%	+9
	Initial Foster Care	IF	17	▲	+30.8%	+4
	Felony	DF	16	▼	-27.3%	-6
	Temporary Detention Order	TD	10	▲	+25.0%	+2
	Terminate Parental Rights	TP	10	▲	+66.7%	+4
	Status	ST	9	▼	-10.0%	-1
	Truancy	TR	8	▼	-20.0%	-2
	Relief of Custody	CR	7	▲	+133.3%	+4
	Non-Family Abuse Protective Order	AP	5	↔	-	-
	Emergency Custody Order	EC	3	↔	-	-
	Motion - Protective Order	MP	2	▼	-75.0%	-6
	Civil Violation	CI	1	▼	-66.7%	-2
	Emancipation	EP	1	▲	-	+1
	Family Abuse - Protective Order	FP	0	▼	-100.0%	-2
	Qualified Residential Treatment	QR	0	▼	-100.0%	-6
	Remand Custody	RC	0	▼	-100.0%	-2
	Remand Visitation	RV	0	▼	-100.0%	-2
	Show Cause	SC	0	▼	-100.0%	-3
		Total		1,131	▼	-7.1%
GRAND TOTAL			2,179	▲	3.1%	+66




Filings by Major Case Category**

Category	Summary	Change	% Change	Absolute Change
Adult Criminal	459	▲	+18.6%	+72
Child Dependency	178	▲	+30.9%	+42
Child in Need of Services/Supervision	31	▼	-20.5%	-8
Custody and Visitation	776	▲	-8.3%	-70

* Compared to same time period as previous year
 8/19/2024 3:39:14PM

** Case Type Categories are defined in the 2017 Virginia Judicial Workload Assessment
 Source: SCV-SQL-Information

Delinquency	85	▼	-10.5%	-10
Juvenile Miscellaneous	10	▲		0
New to Workload Study	1	▼	-66.7%	-2
Other	188	▼	-2.1%	-4
Protective Orders	98	▼	-16.2%	-19
Support	323	▲	+41.0%	+94
Traffic	30	▼	-49.2%	-29
GRAND TOTAL	2,179	▲	3.1%	+66

2024 Overall GRAND TOTAL		Distribution of Caseload			Change*		Percentage (%) of Caseload		
5,739	-112 -1.9%	Adult	2,576	45%	-3.8% ▼	-103	Adult	45.8%	44.9%
2024 		Juvenile	3,163	55%	-0.3% ▼	-9	Juvenile	54.2%	55.1%
2023 		GRAND TOTAL	5,739	100%	-1.9% ▼	-112	GRAND TOTAL	100%	100%

Filings by Division & Code

Division	Case Type Description	Code	Summary	Change	% Change	Absolute Change
Adult	Misdemeanor	CM	671	▼	-15.5%	-123
	Civil Support	VS	536	▲	+0.2%	+1
	Other	OT	483	▼	-6.6%	-34
	Show Cause	SC	409	▲	+25.8%	+84
	Family Abuse - Protective Order	FP	263	▼	-11.1%	-33
	Felony	CF	110	▲	+31.0%	+26
	Motion - Protective Order	MP	29	▲	+31.8%	+7
	Non-Family Abuse Protective Order	AP	19	▼	-58.7%	-27
	Capias	CA	18	▼	-41.9%	-13
	Violation of Protective Order	PV	16	▼	-15.8%	-3
	Remand Support	RS	14	▲	+55.6%	+5
	Restricted License for Non-Support	SL	5	▲	-	+5
	Bond Forfeiture	BF	2	▲	+100.0%	+1
	Violation Family Abuse Protective Order	PS	1	▲	-	+1
Total			2,576	▼	-3.8%	-103
Juvenile	Custody Visitation	CV	1,633	▼	-10.8%	-198
	Misdemeanor	DM	266	▲	+22.0%	+48
	Abuse and Neglect	AN	152	▼	-10.6%	-18
	Permanency Planning	PH	138	▼	-13.2%	-21
	Truancy	TR	110	▲	+22.2%	+20
	Foster Care Review	FC	105	▲	+8.2%	+8
	Traffic	T	101	▲	+23.2%	+19
	Temporary Detention Order	TD	73	▲	+52.1%	+25
	Terminate Parental Rights	TP	72	▼	-11.1%	-9
	Initial Foster Care	IF	71	▲	+42.0%	+21
	Felony	DF	64	▼	-11.1%	-8
	Status	ST	59	▲	+436.4%	+48
	Motion - Protective Order	MP	53	▼	-25.4%	-18
	Special Immigrant Juvenile Status	SI	51	▲	+537.5%	+43
	Mental Commitment	MC	47	▲	+38.2%	+13
	Paternity	PT	27	▲	+12.5%	+3
	Relief of Custody	CR	25	▲	+316.7%	+19
	Remand Custody	RC	25	▲	+92.3%	+12
	Remand Visitation	RV	21	▲	+90.9%	+10
	Non-Family Abuse Protective Order	AP	16	▼	-54.3%	-19
	Child In Need of Services	CS	14	▲	+40.0%	+4
	Emergency Custody Order	EC	14	▲	+100.0%	+7
	Voluntary Continuing Services and Support Agreem	VA	8	▼	-20.0%	-2
	Entrustment	ET	7	▼	-22.2%	-2
	Family Abuse - Protective Order	FP	4	▲	+300.0%	+3
	Capias	CA	3	▼	-62.5%	-5
	Civil Violation	CI	1	▲	-	+1
	Other	OT	1	▲	-	-
	Restoration of Parental Rights	RR	1	▲	-	+1
	Restricted Operators License	RL	1	▲	-	+1
	Child at Risk	RI	0	▼	-100.0%	-2
	Emancipation	EP	0	▼	-100.0%	-3
	Juvenile Support	JS	0	▼	-100.0%	-1
	Qualified Residential Treatment	QR	0	▼	-100.0%	-9
Total			3,163	▼	-0.3%	-9
GRAND TOTAL			5,739	▼	-1.9%	-112

* Compared to same time period as previous year
 8/19/2024 3:39:14PM

** Case Type Categories are defined in the 2017 Virginia Judicial Workload Assessment
 Source: SCV-SQL-Information

Filings by Major Case Category**

Category	Summary	Change	% Change	Absolute Change
Adult Criminal	988	▲	-9.2%	-100
Child Dependency	578	▲	-2.5%	-15
Child in Need of Services/Supervision	124	▲	+24.0%	+24
Custody and Visitation	1,660	▼	-10.6%	-196
Delinquency	333	▼	+12.1%	+36
Juvenile Miscellaneous	60	▲	+328.6%	+46
New to Workload Study	52	▲	+550.0%	+44
Other	678	▲	+5.9%	+38
Protective Orders	384	▲	-18.5%	-87
Support	780	▲	+11.1%	+78
Traffic	102	▲	+24.4%	+20
GRAND TOTAL	5,739	▼	-1.9%	-112

* Compared to same time period as previous year
 8/19/2024 3:39:14PM

** Case Type Categories are defined in the 2017 Virginia Judicial Workload Assessment
 Source: SCV-SQL-Information

2024 Overall GRAND TOTAL		Distribution of Caseload		Change*		Percentage (%) of Caseload		
2,809	+115 4.3%	Adult	1,137 40%	-6.7% ▼	-81	Adult	45.2%	40.5%
2024		Juvenile	1,672 60%	13.3% ▲	+196	Juvenile	54.8%	59.5%
2023		GRAND TOTAL	2,809 100%	4.3% ▲	+115	GRAND TOTAL	100%	100%

Filings by Division & Code

Division	Case Type Description	Code	Summary	Change	% Change	Absolute Change
Adult	Civil Support	VS	280	▲	+20.2%	+47
	Misdemeanor	CM	247	▼	-30.0%	-106
	Show Cause	SC	196	▲	+34.2%	+50
	Other	OT	179	▼	-25.4%	-61
	Family Abuse - Protective Order	FP	117	▲	+18.2%	+18
	Felony	CF	49	▼	-37.2%	-29
	Capias	CA	20	▲	+11.1%	+2
	Remand Support	RS	18	▼	-35.7%	-10
	Non-Family Abuse Protective Order	AP	15	▼	-6.3%	-1
	Motion - Protective Order	MP	14	▲	+180.0%	+9
	Restricted License for Non-Support	SL	1	▲	-	+1
	Violation of Protective Order	PV	1	▼	-50.0%	-1
		Total		1,137	▼	-6.7%
Juvenile	Custody Visitation	CV	892	▲	+27.2%	+191
	Misdemeanor	DM	172	↔	-	-
	Status	ST	102	▲	+27.5%	+22
	Traffic	T	97	▼	-2.0%	-2
	Abuse and Neglect	AN	82	▼	-21.2%	-22
	Permanency Planning	PH	52	▼	-18.8%	-12
	Felony	DF	40	▲	+53.8%	+14
	Truancy	TR	34	▲	+41.7%	+10
	Initial Foster Care	IF	32	▲	+68.4%	+13
	Foster Care Review	FC	26	▼	-18.8%	-6
	Voluntary Continuing Services and Support Agreem	VA	23	▲	+64.3%	+9
	Terminate Parental Rights	TP	22	▲	+69.2%	+9
	Paternity	PT	15	▲	+66.7%	+6
	Child In Need of Services	CS	14	▲	+600.0%	+12
	Motion - Protective Order	MP	14	▼	-39.1%	-9
	Non-Family Abuse Protective Order	AP	12	▲	+100.0%	+6
	Remand Custody	RC	12	▼	-73.3%	-33
	Temporary Detention Order	TD	9	▼	-25.0%	-3
	Special Immigrant Juvenile Status	SI	8	▲	+700.0%	+7
	Relief of Custody	CR	6	▼	-33.3%	-3
	Civil Violation	CI	3	▼	-40.0%	-2
	Entrustment	ET	3	▼	-25.0%	-1
	Capias	CA	2	▼	-50.0%	-2
	Emancipation	EP	0	▼	-100.0%	-1
	Emergency Custody Order	EC	0	▼	-100.0%	-2
	Qualified Residential Treatment	QR	0	▼	-100.0%	-3
	Remand Visitation	RV	0	▼	-100.0%	-2
		Total		1,672	▲	13.3%
	GRAND TOTAL		2,809	▲	4.3%	+115

Filings by Major Case Category**

Category	Summary	Change	% Change	Absolute Change
Adult Criminal	416	▼	-22.8%	-123
Child Dependency	246	▼	-6.1%	-16
Child in Need of Services/Supervision	48	▲	+84.6%	+22
Custody and Visitation	907	▲	+27.7%	+197

* Compared to same time period as previous year
 8/19/2024 3:39:14PM

** Case Type Categories are defined in the 2017 Virginia Judicial Workload Assessment
 Source: SCV-SQL-Information

Delinquency	214	▲	+5.9%	+12
Juvenile Miscellaneous	102	▲	+25.9%	+21
New to Workload Study	11	▲	+83.3%	+5
Other	218	▼	-33.7%	-111
Protective Orders	172	▲	+15.4%	+23
Support	378	▲	+29.9%	+87
Traffic	97	▼	-2.0%	-2
GRAND TOTAL	2,809	▲	4.3%	+115

2024 Overall GRAND TOTAL		Distribution of Caseload		Change*		Percentage (%) of Caseload		
969	-76 -7.3%	Adult	442 46%	-1.8% ▼	-8	Adult	43.1%	45.6%
2024		Juvenile	527 54%	-11.4% ▼	-68	Juvenile	56.9%	54.4%
2023		GRAND TOTAL	969 100%	-7.3% ▼	-76	GRAND TOTAL	100%	100%

Filings by Division & Code

Division	Case Type Description	Code	Summary	Change	% Change	Absolute Change	
Adult	Misdemeanor	CM	134	▲	+14.5%	+17	
	Civil Support	VS	84	▼	-15.2%	-15	
	Other	OT	71	▼	-1.4%	-1	
	Show Cause	SC	58	▲	-3.3%	-2	
	Family Abuse - Protective Order	FP	34	▲	+9.7%	+3	
	Felony	CF	29	▼	-21.6%	-8	
	Capias	CA	23	▼	+9.5%	+2	
	Remand Support	RS	5	▼	-16.7%	-1	
	Motion - Protective Order	MP	3	▼	-40.0%	-2	
	Violation of Protective Order	PV	1	▼	-50.0%	-1	
	Total		442	▼	-1.8%	-8	
Juvenile	Custody Visitation	CV	224	▼	-2.2%	-5	
	Misdemeanor	DM	68	▼	-21.8%	-19	
	Traffic	T	50	▼	-25.4%	-17	
	Abuse and Neglect	AN	32	▲	+33.3%	+8	
	Status	ST	25	▼	-21.9%	-7	
	Felony	DF	21	▲	+61.5%	+8	
	Mental Commitment	MC	19	▼	-48.6%	-18	
	Foster Care Review	FC	18	▲	+63.6%	+7	
	Motion - Protective Order	MP	10	▼	-9.1%	-1	
	Initial Foster Care	IF	9	▲	+12.5%	+1	
	Permanency Planning	PH	9	▼	-52.6%	-10	
	Remand Custody	RC	8	▲	+14.3%	+1	
	Remand Visitation	RV	8	▲	+14.3%	+1	
	Voluntary Continuing Services and Support Agree	VA	8	▼	-38.5%	-5	
	Temporary Detention Order	TD	7	▲	+16.7%	+1	
	Paternity	PT	4	▲	+33.3%	+1	
	Relief of Custody	CR	2	▲	-	+2	
	Child In Need of Services	CS	1	▲	-	+1	
	Civil Violation	CI	1	▲	-	+1	
	Emergency Custody Order	EC	1	▼	-50.0%	-1	
	Non-Family Abuse Protective Order	AP	1	▼	-50.0%	-1	
	Other	OT	1	↔	-	-	
	Entrustment	ET	0	▼	-100.0%	-7	
	Qualified Residential Treatment	QR	0	▼	-100.0%	-2	
	Show Cause	SC	0	▼	-100.0%	-2	
	Terminate Parental Rights	TP	0	▼	-100.0%	-2	
	Truancy	TR	0	▼	-100.0%	-3	
		Total		527	▼	-11.4%	-68
	GRAND TOTAL			969	▼	-7.3%	-76

Filings by Major Case Category**

Category	Summary	Change	% Change	Absolute Change
Adult Criminal	223	▼	+0.5%	+1
Child Dependency	78	▲	-9.3%	-8
Child in Need of Services/Supervision	1	▲	-66.7%	-2
Custody and Visitation	228	▲	-1.7%	-4
Delinquency	89	▼	-12.7%	-13

* Compared to same time period as previous year
 8/19/2024 3:39:14PM

** Case Type Categories are defined in the 2017 Virginia Judicial Workload Assessment
 Source: SCV-SQL-Information

CPSS - JCMS CASELOAD STATISTICS OF THE JUVENILE & DOMESTIC RELATIONS DISTRICT COURTS
 January 2024 thru July 2024 Filings (Compared to January 2023 thru July 2023)

Juvenile Miscellaneous	25	▼	-21.9%	-7
New to Workload Study	1	▲	-	+1
Other	120	▼	-13.0%	-18
Protective Orders	48	▼	-2.0%	-1
Support	106	▼	-7.0%	-8
Traffic	50	▼	-25.4%	-17
GRAND TOTAL	969	▼	-7.3%	-76

2024 Overall GRAND TOTAL		Distribution of Caseload			Change*		Percentage (%) of Caseload		
1,387 +49 3.7% 	Adult	700	50%	-0.6% ▼	-4	Adult	2023	2024	
	Juvenile	687	50%	8.4% ▲	+53	Juvenile	52.6%	50.5%	
	GRAND TOTAL	1,387	100%	3.7% ▲	+49	GRAND TOTAL	100%	100%	

Filings by Division & Code

Division	Case Type Description	Code	Summary	Change	% Change	Absolute Change	
Adult	Misdemeanor	CM	140	▼	-3.4%	-5	
	Civil Support	VS	130	▼	-10.3%	-15	
	Show Cause	SC	116	▲	-14.1%	-19	
	Other	OT	110	▼	-2.7%	-3	
	Felony	CF	81	▲	+131.4%	+46	
	Family Abuse - Protective Order	FP	64	▼	-5.9%	-4	
	Capias	CA	19	↔		-	
	Motion - Protective Order	MP	18	▼	-30.8%	-8	
	Violation of Protective Order	PV	12	▲	+20.0%	+2	
	Remand Support	RS	6	▲	+500.0%	+5	
	Non-Family Abuse Protective Order	AP	4	▼	-33.3%	-2	
	Restricted License for Non-Support	SL	0	▼	-100.0%	-1	
		Total		700	▼	-0.6%	-4
Juvenile	Custody Visitation	CV	435	▲	+13.0%	+50	
	Traffic	T	51	▲	+10.9%	+5	
	Misdemeanor	DM	41	↔		-	
	Truancy	TR	27	▲	+68.8%	+11	
	Abuse and Neglect	AN	24	▼	-47.8%	-22	
	Paternity	PT	14	▼	-17.6%	-3	
	Temporary Detention Order	TD	12	▲	+50.0%	+4	
	Child In Need of Services	CS	11	▲	+120.0%	+6	
	Foster Care Review	FC	10	▼	-16.7%	-2	
	Remand Custody	RC	10	▲	+66.7%	+4	
	Remand Visitation	RV	10	▲	-	+10	
	Entrustment	ET	9	▲	+800.0%	+8	
	Permanency Planning	PH	8	▼	-27.3%	-3	
	Felony	DF	5	▼	-61.5%	-8	
	Non-Family Abuse Protective Order	AP	5	▲	+25.0%	+1	
	Initial Foster Care	IF	4	↔		-	
	Status	ST	4	▲	-50.0%	-4	
	Motion - Protective Order	MP	3	↔		-	
	Relief of Custody	CR	1	▲	-	+1	
	Special Immigrant Juvenile Status	SI	1	▲	-	+1	
	Terminate Parental Rights	TP	1	↔		-	
	Voluntary Continuing Services and Support Agreem	VA	1	▲	-	+1	
	Child at Risk	RI	0	▼	-100.0%	-2	
	Emancipation	EP	0	▼	-100.0%	-1	
	Emergency Custody Order	EC	0	▼	-100.0%	-3	
	Other	OT	0	▼	-100.0%	-1	
		Total		687	▲	8.4%	+53
		GRAND TOTAL		1,387	▲	3.7%	+49

Filings by Major Case Category**

Category	Summary	Change	% Change	Absolute Change
Adult Criminal	324	▲	+1.3%	+4
Child Dependency	58	▲	-24.7%	-19
Child in Need of Services/Supervision	38	▲	+81.0%	+17
Custody and Visitation	449	▼	+11.7%	+47
Delinquency	46	▼	-14.8%	-8

* Compared to same time period as previous year
 8/19/2024 3:39:14PM

** Case Type Categories are defined in the 2017 Virginia Judicial Workload Assessment
 Source: SCV-SQL-Information

Juvenile Miscellaneous	4	▲	-55.6%	-5
New to Workload Study	1	▲	-	+1
Other	148	▲	+12.1%	+16
Protective Orders	94	▼	-12.1%	-13
Support	174	▼	+2.4%	+4
Traffic	51	▲	+10.9%	+5
GRAND TOTAL	1,387	▲	3.7%	+49

2024 Overall GRAND TOTAL		Distribution of Caseload			Change*		Percentage (%) of Caseload		
2,596	-364 -12.3%	Adult	1,127	43%	-13.8% ▼	-181	Adult	44.2%	43.4%
2024		Juvenile	1,469	57%	-11.1% ▼	-183	Juvenile	55.8%	56.6%
2023		GRAND TOTAL	2,596	100%	-12.3% ▼	-364	GRAND TOTAL	100%	100%

Filings by Division & Code

Division	Case Type Description	Code	Summary	Change	% Change	Absolute Change	
Adult	Civil Support	VS	298	▼	-2.6%	-8	
	Show Cause	SC	216	▲	+22.7%	+40	
	Misdemeanor	CM	204	▼	-24.4%	-66	
	Other	OT	129	▼	-13.4%	-20	
	Family Abuse - Protective Order	FP	100	▼	-18.0%	-22	
	Felony	CF	50	▼	-68.8%	-110	
	Capias	CA	40	▼	-23.1%	-12	
	Motion - Protective Order	MP	40	▲	+90.5%	+19	
	Remand Support	RS	33	▲	+3.1%	+1	
	Violation of Protective Order	PV	12	▲	+20.0%	+2	
	Non-Family Abuse Protective Order	AP	3	▼	-57.1%	-4	
	Restricted License for Non-Support	SL	1	▼	-66.7%	-2	
	Violation Family Abuse Protective Order	PS	1	▲	-	+1	
	Total		1,127	▼	-13.8%	-181	
Juvenile	Custody Visitation	CV	815	▼	-13.0%	-122	
	Truancy	TR	87	▲	+47.5%	+28	
	Remand Custody	RC	60	▼	-10.4%	-7	
	Remand Visitation	RV	58	▼	-9.4%	-6	
	Foster Care Review	FC	54	▲	+10.2%	+5	
	Misdemeanor	DM	54	▼	-33.3%	-27	
	Status	ST	50	▲	+25.0%	+10	
	Abuse and Neglect	AN	45	▼	-60.2%	-68	
	Permanency Planning	PH	36	▲	+50.0%	+12	
	Traffic	T	36	▼	-10.0%	-4	
	Motion - Protective Order	MP	26	▼	-10.3%	-3	
	Paternity	PT	18	▼	-5.3%	-1	
	Felony	DF	17	▼	-41.4%	-12	
	Non-Family Abuse Protective Order	AP	16	▲	+300.0%	+12	
	Voluntary Continuing Services and Support Agreem	VA	15	▼	-6.3%	-1	
	Terminate Parental Rights	TP	14	▲	+7.7%	+1	
	Child In Need of Services	CS	12	▼	-33.3%	-6	
	Entrustment	ET	12	▲	+71.4%	+5	
	Initial Foster Care	IF	12	▼	-40.0%	-8	
	Relief of Custody	CR	10	▲	+233.3%	+7	
	Temporary Detention Order	TD	10	▲	+66.7%	+4	
	Show Cause	SC	4	▲	+33.3%	+1	
	Emergency Custody Order	EC	3	▲	+50.0%	+1	
	Emancipation	EP	2	▲	-	+2	
	Other	OT	2	▼	-33.3%	-1	
	Juvenile Support	JS	1	↔	-	-	
	Civil Violation	CI	0	▼	-100.0%	-2	
	Family Abuse - Protective Order	FP	0	▼	-100.0%	-1	
	Qualified Residential Treatment	QR	0	▼	-100.0%	-1	
	Special Immigrant Juvenile Status	SI	0	▼	-100.0%	-1	
		Total		1,469	▼	-11.1%	-183
	GRAND TOTAL			2,596	▼	-12.3%	-364

* Compared to same time period as previous year
 8/19/2024 3:39:14PM

** Case Type Categories are defined in the 2017 Virginia Judicial Workload Assessment
 Source: SCV-SQL-Information

Filings by Major Case Category**

Category	Summary	Change	% Change	Absolute Change
Adult Criminal	442	▲	-28.8%	-179
Child Dependency	198	▲	-19.5%	-48
Child in Need of Services/Supervision	99	▼	+23.8%	+19
Custody and Visitation	833	▼	-12.9%	-123
Delinquency	75	▲	-31.8%	-35
Juvenile Miscellaneous	52	▲	+30.0%	+12
New to Workload Study	0	▼	-100.0%	-3
Other	295	▲	-8.7%	-28
Protective Orders	185	▲	+0.5%	+1
Support	381	▲	+6.7%	+24
Traffic	36	▼	-10.0%	-4
GRAND TOTAL	2,596	▼	-12.3%	-364

* Compared to same time period as previous year
 8/19/2024 3:39:14PM

** Case Type Categories are defined in the 2017 Virginia Judicial Workload Assessment
 Source: SCV-SQL-Information

2024 Overall GRAND TOTAL		Distribution of Caseload		Change*		Percentage (%) of Caseload			
1,924 +77 4.2% 	2024 2023	Adult	890	46%	-8.2% ▼	-79	Adult	2023: 52.5%	2024: 46.3%
		Juvenile	1,034	54%	17.8% ▲	+156	Juvenile	47.5%	53.7%
GRAND TOTAL		1,924	100%	4.2% ▲	+77	GRAND TOTAL	100%	100%	

Filings by Division & Code

Division	Case Type Description	Code	Summary	Change	% Change	Absolute Change
Adult	Civil Support	VS	260	▲	+3.2%	+8
	Show Cause	SC	159	▲	+19.5%	+26
	Other	OT	150	▼	-9.6%	-16
	Misdemeanor	CM	141	▼	-31.6%	-65
	Family Abuse - Protective Order	FP	78	▼	-17.9%	-17
	Felony	CF	47	▼	-21.7%	-13
	Capias	CA	41	▲	+10.8%	+4
	Motion - Protective Order	MP	11	▲	+10.0%	+1
	Non-Family Abuse Protective Order	AP	3	▼	-62.5%	-5
	Restricted License for Non-Support	SL	0	▼	-100.0%	-2
Total			890	▼	-8.2%	-79
Juvenile	Custody Visitation	CV	677	▲	+21.1%	+118
	Misdemeanor	DM	83	▲	+12.2%	+9
	Traffic	T	40	▲	+25.0%	+8
	Abuse and Neglect	AN	36	▲	+12.5%	+4
	Status	ST	26	▼	-46.9%	-23
	Truancy	TR	26	▲	+18.2%	+4
	Foster Care Review	FC	23	▲	+76.9%	+10
	Permanency Planning	PH	23	▲	+76.9%	+10
	Initial Foster Care	IF	18	▲	+157.1%	+11
	Motion - Protective Order	MP	18	▲	+80.0%	+8
	Felony	DF	12	▲	+50.0%	+4
	Child In Need of Services	CS	11	▼	-15.4%	-2
	Paternity	PT	10	▼	-52.4%	-11
	Terminate Parental Rights	TP	9	▲	+80.0%	+4
	Non-Family Abuse Protective Order	AP	8	▲	+33.3%	+2
	Temporary Detention Order	TD	7	▼	-36.4%	-4
	Other	OT	3	▲	-	+3
	Voluntary Continuing Services and Support Agreem	VA	2	▲	-	+2
	Emergency Custody Order	EC	1	▼	-50.0%	-1
	Special Immigrant Juvenile Status	SI	1	▲	-	+1
Qualified Residential Treatment	QR	0	▼	-100.0%	-1	
Total			1,034	▲	17.8%	+156
GRAND TOTAL			1,924	▲	4.2%	+77

Filings by Major Case Category**

Category	Summary	Change	% Change	Absolute Change
Adult Criminal	332	▼	-13.3%	-51
Child Dependency	111	▲	+56.3%	+40
Child in Need of Services/Supervision	37	▲	+5.7%	+2
Custody and Visitation	687	▼	+18.4%	+107
Delinquency	95	▲	+15.9%	+13
Juvenile Miscellaneous	26	▼	-46.9%	-23
New to Workload Study	1	▲	-	+1
Other	161	▲	-10.1%	-18
Protective Orders	118	▲	-8.5%	-11
Support	316	▼	+2.9%	+9

* Compared to same time period as previous year
 8/19/2024 3:39:14PM

** Case Type Categories are defined in the 2017 Virginia Judicial Workload Assessment
 Source: SCV-SQL-Information

Traffic		40	▲	+25.0%	+8
	GRAND TOTAL	1,924	▲	4.2%	+77

2024 Overall GRAND TOTAL		Distribution of Caseload			Change*		Percentage (%) of Caseload		
3,978 +226 6.0% 	2024 2023	Adult	2,099	53%	15.4% ▲	+280	Adult	48.5%	52.8%
		Juvenile	1,879	47%	-2.8% ▼	-54	Juvenile	51.5%	47.2%
GRAND TOTAL		3,978	100%	6.0% ▲	+226	GRAND TOTAL	100%	100%	

Filings by Division & Code

Division	Case Type Description	Code	Summary	Change	% Change	Absolute Change	
Adult	Misdemeanor	CM	553	▲	+27.4%	+119	
	Other	OT	405	▼	+17.7%	+61	
	Show Cause	SC	350	▲	+25.0%	+70	
	Civil Support	VS	323	▲	+5.9%	+18	
	Felony	CF	188	▲	+29.7%	+43	
	Family Abuse - Protective Order	FP	138	▼	-9.8%	-15	
	Capias	CA	90	▲	-25.6%	-31	
	Motion - Protective Order	MP	40	▲	+60.0%	+15	
	Non-Family Abuse Protective Order	AP	5	▼	-37.5%	-3	
	Remand Support	RS	4	▲	+100.0%	+2	
	Restricted License for Non-Support	SL	3	▲	-	+3	
	Protective Order	PC	0	▼	-100.0%	-1	
	Violation of Protective Order	PV	0	▼	-100.0%	-1	
	Total			2,099	▲	15.4%	+280
Juvenile	Custody Visitation	CV	777	▼	-9.9%	-85	
	Misdemeanor	DM	241	▲	+40.1%	+69	
	Terminate Parental Rights	TP	110	▲	+10.0%	+10	
	Foster Care Review	FC	104	▼	-4.6%	-5	
	Permanency Planning	PH	86	▼	-10.4%	-10	
	Abuse and Neglect	AN	79	▼	-8.1%	-7	
	Traffic	T	55	▲	+44.7%	+17	
	Entrustment	ET	53	▲	+278.6%	+39	
	Initial Foster Care	IF	49	▲	+88.5%	+23	
	Truancy	TR	47	▼	-14.5%	-8	
	Felony	DF	37	▼	-62.2%	-61	
	Paternity	PT	37	▲	+8.8%	+3	
	Mental Commitment	MC	36	▼	-14.3%	-6	
	Emergency Custody Order	EC	31	▼	-26.2%	-11	
	Temporary Detention Order	TD	26	▼	-27.8%	-10	
	Child at Risk	RI	23	▲	+109.1%	+12	
	Child In Need of Services	CS	23	▼	-4.2%	-1	
	Voluntary Continuing Services and Support Agree	VA	13	▲	+85.7%	+6	
	Motion - Protective Order	MP	10	▲	+66.7%	+4	
	Special Immigrant Juvenile Status	SI	8	↔	-	-	
	Status	ST	8	▼	-55.6%	-10	
	Non-Family Abuse Protective Order	AP	7	▼	-30.0%	-3	
	Other	OT	7	▼	-65.0%	-13	
	Remand Visitation	RV	6	▲	+100.0%	+3	
	Remand Custody	RC	5	▼	-44.4%	-4	
	Protective Order	PC	1	▲	-	+1	
	Civil Violation	CI	0	▼	-100.0%	-3	
	Qualified Residential Treatment	QR	0	▼	-100.0%	-4	
	Total			1,879	▼	-2.8%	-54
	GRAND TOTAL			3,978	▲	6.0%	+226

Filings by Major Case Category**

Category	Summary	Change	% Change	Absolute Change
Adult Criminal	1,082	▼	+20.4%	+183
Child Dependency	517	▲	+14.1%	+64

* Compared to same time period as previous year
 8/19/2024 3:39:14PM

** Case Type Categories are defined in the 2017 Virginia Judicial Workload Assessment
 Source: SCV-SQL-Information

CPSS - JCMS CASELOAD STATISTICS OF THE JUVENILE & DOMESTIC RELATIONS DISTRICT COURTS
 January 2024 thru July 2024 Filings (Compared to January 2023 thru July 2023)

Lynchburg

District: 24 FIPS: 680

Child in Need of Services/Supervision	70	▼	-11.4%	-9
Custody and Visitation	814	▼	-9.2%	-82
Delinquency	279	▲	+3.3%	+9
Juvenile Miscellaneous	8	▼	-55.6%	-10
New to Workload Study	8	▼	-27.3%	-3
Other	520	▼	+4.4%	+22
Protective Orders	200	▲	-1.0%	-2
Support	425	▲	+9.5%	+37
Traffic	55	▲	+44.7%	+17
GRAND TOTAL	3,978	▲	6.0%	+226

2024 Overall GRAND TOTAL		Distribution of Caseload		Change*		Percentage (%) of Caseload		
652	-112 -14.7%	Adult	388 60%	-19.3% ▼	-93	Adult	2023 63.0%	2024 59.5%
2024		Juvenile	264 40%	-6.7% ▼	-19	Juvenile	37.0%	40.5%
2023		GRAND TOTAL	652 100%	-14.7% ▼	-112	GRAND TOTAL	100%	100%

Filings by Division & Code

Division	Case Type Description	Code	Summary	Change	% Change	Absolute Change	
Adult	Misdemeanor	CM	199	▲	+24.4%	+39	
	Show Cause	SC	51	▲	-13.6%	-8	
	Other	OT	37	▼	-45.6%	-31	
	Civil Support	VS	36	▼	-20.0%	-9	
	Capias	CA	21	▲	+50.0%	+7	
	Family Abuse - Protective Order	FP	13	▼	-45.8%	-11	
	Felony	CF	12	▼	-88.1%	-89	
	Violation of Protective Order	PV	12	▲	+200.0%	+8	
	Motion - Protective Order	MP	5	▲	+25.0%	+1	
	Non-Family Abuse Protective Order	AP	2	▲	+100.0%	+1	
	Remand Support	RS	0	▼	-100.0%	-1	
	Total		388	▼	-19.3%	-93	
Juvenile	Custody Visitation	CV	128	▲	+11.3%	+13	
	Misdemeanor	DM	29	▼	-19.4%	-7	
	Felony	DF	16	▲	+433.3%	+13	
	Truancy	TR	14	▼	-26.3%	-5	
	Terminate Parental Rights	TP	12	▼	-25.0%	-4	
	Traffic	T	12	▼	-29.4%	-5	
	Status	ST	9	▲	+28.6%	+2	
	Permanency Planning	PH	8	▼	-65.2%	-15	
	Entrustment	ET	6	▼	-25.0%	-2	
	Foster Care Review	FC	5	↔		-	
	Motion - Protective Order	MP	5	▲	+66.7%	+2	
	Abuse and Neglect	AN	3	▼	-70.0%	-7	
	Child at Risk	RI	3	▲	-	+3	
	Paternity	PT	3	▲	+200.0%	+2	
	Child In Need of Services	CS	2	▼	-66.7%	-4	
	Civil Violation	CI	2	▲	+100.0%	+1	
	Initial Foster Care	IF	2	▼	-50.0%	-2	
	Mental Commitment	MC	1	▲	-	+1	
	Other	OT	1	▲	-	+1	
	Relief of Custody	CR	1	▼	-50.0%	-1	
	Restricted Operators License	RL	1	▼	-50.0%	-1	
	Temporary Detention Order	TD	1	▼	-66.7%	-2	
	Non-Family Abuse Protective Order	AP	0	▼	-100.0%	-1	
	Qualified Residential Treatment	QR	0	▼	-100.0%	-1	
		Total		264	▼	-6.7%	-19
		GRAND TOTAL		652	▼	-14.7%	-112

Filings by Major Case Category**

Category	Summary	Change	% Change	Absolute Change
Adult Criminal	278	▲	-15.5%	-51
Child Dependency	40	▲	-42.0%	-29
Child in Need of Services/Supervision	16	▼	-36.0%	-9
Custody and Visitation	131	▲	+12.9%	+15
Delinquency	45	▲	+15.4%	+6
Juvenile Miscellaneous	9	▲	+28.6%	+2
New to Workload Study	2	▲	+100.0%	+1

* Compared to same time period as previous year
 8/19/2024 3:39:14PM

** Case Type Categories are defined in the 2017 Virginia Judicial Workload Assessment
 Source: SCV-SQL-Information

CPSS - JCMS CASELOAD STATISTICS OF THE JUVENILE & DOMESTIC RELATIONS DISTRICT COURTS
 January 2024 thru July 2024 Filings (Compared to January 2023 thru July 2023)

Other	40	▲	-44.4%	-32
Protective Orders	25	▲	-24.2%	-8
Support	53	▲	-1.9%	-1
Traffic	13	▼	-31.6%	-6
GRAND TOTAL	652	▼	-14.7%	-112

2024 Overall GRAND TOTAL		Distribution of Caseload		Change*		Percentage (%) of Caseload		
927	-32 -3.3%	Adult	498 54%	-7.1% ▼	-38	Adult	2023 55.9%	2024 53.7%
2024		Juvenile	429 46%	1.4% ▲	+6	Juvenile	44.1%	46.3%
2023		GRAND TOTAL	927 100%	-3.3% ▼	-32	GRAND TOTAL	100%	100%

Filings by Division & Code

Division	Case Type Description	Code	Summary	Change	% Change	Absolute Change	
Adult	Misdemeanor	CM	115	▼	-12.9%	-17	
	Show Cause	SC	94	▲	+56.7%	+34	
	Other	OT	85	▼	-18.3%	-19	
	Civil Support	VS	69	▼	-26.6%	-25	
	Felony	CF	52	▼	-22.4%	-15	
	Family Abuse - Protective Order	FP	38	▲	+15.2%	+5	
	Capias	CA	20	▼	-16.7%	-4	
	Violation of Protective Order	PV	8	▲	+33.3%	+2	
	Motion - Protective Order	MP	6	▲	+20.0%	+1	
	Remand Support	RS	6	↔	-	-	
	Non-Family Abuse Protective Order	AP	2	▼	-50.0%	-2	
	Restricted License for Non-Support Protective Order	SL	2	▲	+100.0%	+1	
	Protective Order	PC	1	▲	-	+1	
	Total		498	▼	-7.1%	-38	
Juvenile	Custody Visitation	CV	227	↔	-	-	
	Status	ST	43	▲	+104.8%	+22	
	Traffic	T	28	▲	+21.7%	+5	
	Abuse and Neglect	AN	27	▲	+107.7%	+14	
	Misdemeanor	DM	27	▲	+107.7%	+14	
	Truancy	TR	9	▼	-62.5%	-15	
	Motion - Protective Order	MP	8	▲	+300.0%	+6	
	Remand Custody	RC	8	▼	-33.3%	-4	
	Felony	DF	7	▼	-63.2%	-12	
	Non-Family Abuse Protective Order	AP	7	▲	+16.7%	+1	
	Foster Care Review	FC	5	▲	+400.0%	+4	
	Initial Foster Care	IF	5	▲	+400.0%	+4	
	Other	OT	4	▼	-55.6%	-5	
	Paternity	PT	4	▲	+33.3%	+1	
	Permanency Planning	PH	4	▼	-75.0%	-12	
	Temporary Detention Order	TD	4	↔	-	-	
	Child In Need of Services	CS	3	▼	-62.5%	-5	
	Emergency Custody Order	EC	3	↔	-	-	
	Emancipation	EP	2	▲	-	+2	
	Relief of Custody	CR	2	▲	+100.0%	+1	
	Civil Violation	CI	1	▲	-	+1	
	Show Cause	SC	1	▼	-83.3%	-5	
	Family Abuse - Protective Order	FP	0	▼	-100.0%	-3	
	Juvenile Support	JS	0	▼	-100.0%	-1	
	Qualified Residential Treatment	QR	0	▼	-100.0%	-1	
	Terminate Parental Rights	TP	0	▼	-100.0%	-6	
		Total		429	▲	1.4%	+6
	GRAND TOTAL			927	▼	-3.3%	-32

Filings by Major Case Category**

Category	Summary	Change	% Change	Absolute Change
Adult Criminal	253	▲	-7.0%	-19
Child Dependency	43	▲	+10.3%	+4
Child in Need of Services/Supervision	12	▼	-64.7%	-22
Custody and Visitation	231	▲	+0.4%	+1

* Compared to same time period as previous year
 8/19/2024 3:39:14PM

** Case Type Categories are defined in the 2017 Virginia Judicial Workload Assessment
 Source: SCV-SQL-Information

Delinquency	35	▼	-2.8%	-1
Juvenile Miscellaneous	45	▲	+114.3%	+24
New to Workload Study	1	▲	-	+1
Other	110	▼	-20.3%	-28
Protective Orders	61	▲	+15.1%	+8
Support	108	▲	-4.4%	-5
Traffic	28	▲	+21.7%	+5
GRAND TOTAL	927	▼	-3.3%	-32

2024 Overall GRAND TOTAL		Distribution of Caseload		Change*		Percentage (%) of Caseload			
2,462	-572 -18.9%	Adult	1,173	48%	-11.3% ▼	-149	Adult	43.6%	47.6%
2024		Juvenile	1,289	52%	-24.7% ▼	-423	Juvenile	56.4%	52.4%
2023		GRAND TOTAL	2,462	100%	-18.9% ▼	-572	GRAND TOTAL	100%	100%

Filings by Division & Code

Division	Case Type Description	Code	Summary	Change	% Change	Absolute Change	
Adult	Show Cause	SC	252	▲	+19.4%	+41	
	Misdemeanor	CM	224	▲	+0.4%	+1	
	Civil Support	VS	209	▼	-20.8%	-55	
	Other	OT	161	▲	-5.8%	-10	
	Felony	CF	99	▲	+22.2%	+18	
	Family Abuse - Protective Order	FP	96	▼	-12.7%	-14	
	Capias	CA	73	▼	-12.0%	-10	
	Remand Support	RS	22	▼	-84.2%	-117	
	Motion - Protective Order	MP	18	▼	-14.3%	-3	
	Non-Family Abuse Protective Order	AP	16	▲	+128.6%	+9	
	Violation of Protective Order	PV	2	▼	-75.0%	-6	
	Restricted License for Non-Support	SL	1	▼	-75.0%	-3	
	Total		1,173	▼	-11.3%	-149	
Juvenile	Custody Visitation	CV	675	▼	-8.7%	-64	
	Misdemeanor	DM	149	▲	+23.1%	+28	
	Traffic	T	86	▲	+14.7%	+11	
	Abuse and Neglect	AN	57	▲	+72.7%	+24	
	Foster Care Review	FC	51	▼	-35.4%	-28	
	Remand Visitation	RV	33	▼	-84.9%	-185	
	Truancy	TR	33	▲	+26.9%	+7	
	Remand Custody	RC	31	▼	-85.8%	-187	
	Felony	DF	30	▲	+3.4%	+1	
	Temporary Detention Order	TD	21	▲	+110.0%	+11	
	Emergency Custody Order	EC	19	▲	+18.8%	+3	
	Permanency Planning	PH	19	▼	-17.4%	-4	
	Motion - Protective Order	MP	13	▼	-53.6%	-15	
	Child In Need of Services	CS	12	▼	-20.0%	-3	
	Status	ST	9	▼	-10.0%	-1	
	Terminate Parental Rights	TP	9	▼	-55.0%	-11	
	Voluntary Continuing Services and Support Agreen	VA	9	▲	+28.6%	+2	
	Paternity	PT	8	▲	+60.0%	+3	
	Initial Foster Care	IF	7	▼	-65.0%	-13	
	Civil Violation	CI	5	▲	-	+5	
	Non-Family Abuse Protective Order	AP	3	▼	-50.0%	-3	
	Family Abuse - Protective Order	FP	2	▲	-	+2	
	Other	OT	2	▲	-33.3%	-1	
	Show Cause	SC	2	▼	-33.3%	-1	
	Special Immigrant Juvenile Status	SI	2	↔	-	-	
	Emancipation	EP	1	↔	-	-	
	Restoration of Parental Rights	RR	1	▲	-	+1	
	Capias	CA	0	▼	-100.0%	-1	
	Qualified Residential Treatment	QR	0	▼	-100.0%	-4	
		Total		1,289	▼	-24.7%	-423
	GRAND TOTAL			2,462	▼	-18.9%	-572

Filings by Major Case Category**

Category	Summary	Change	% Change	Absolute Change
Adult Criminal	503	▼	-4.9%	-26
Child Dependency	152	▼	-18.3%	-34

* Compared to same time period as previous year
 8/19/2024 3:39:14PM

** Case Type Categories are defined in the 2017 Virginia Judicial Workload Assessment
 Source: SCV-SQL-Information

CPSS - JCMS CASELOAD STATISTICS OF THE JUVENILE & DOMESTIC RELATIONS DISTRICT COURTS
 January 2024 thru July 2024 Filings (Compared to January 2023 thru July 2023)

Augusta

District: 25 FIPS: 015

Child in Need of Services/Supervision	45	▲	+9.8%	+4
Custody and Visitation	683	▲	-8.2%	-61
Delinquency	181	▼	+17.5%	+27
Juvenile Miscellaneous	11	▲		0
New to Workload Study	7	▲	+250.0%	+5
Other	289	▲	-62.7%	-486
Protective Orders	148	▲	-14.0%	-24
Support	357	▼	+3.5%	+12
Traffic	86	▲	+14.7%	+11
GRAND TOTAL	2,462	▼	-18.9%	-572

2024 Overall GRAND TOTAL		Distribution of Caseload		Change*		Percentage (%) of Caseload		
158 +26 19.7% 	Adult	84	53%	90.9% ▲	+40	Adult	2023 33.3%	2024 53.2%
	Juvenile	74	47%	-15.9% ▼	-14	Juvenile	66.7%	46.8%
GRAND TOTAL		158	100%	19.7% ▲	+26	GRAND TOTAL	100%	100%

Filings by Division & Code

Division	Case Type Description	Code	Summary	Change	% Change	Absolute Change
Adult	Felony	CF	21	▲	+425.0%	+17
	Misdemeanor	CM	20	▲	+33.3%	+5
	Other	OT	18	▲	+157.1%	+11
	Civil Support	VS	11	▲	+83.3%	+5
	Family Abuse - Protective Order	FP	8	▲	+300.0%	+6
	Show Cause	SC	3	↔		-
	Motion - Protective Order	MP	2	▲	+100.0%	+1
	Capias	CA	1	▼	-50.0%	-1
	Remand Support	RS	0	▼	-100.0%	-4
	Total			84	▲	90.9%
Juvenile	Custody Visitation	CV	51	▲	+54.5%	+18
	Traffic	T	12	▼	-29.4%	-5
	Abuse and Neglect	AN	3	↔		-
	Civil Violation	CI	3	▲	+200.0%	+2
	Misdemeanor	DM	2	▼	-60.0%	-3
	Emergency Custody Order	EC	1	▲	-	+1
	Motion - Protective Order	MP	1	▲	-	+1
	Other	OT	1	▲	-	+1
	Child In Need of Services	CS	0	▼	-100.0%	-2
	Felony	DF	0	▼	-100.0%	-2
	Non-Family Abuse Protective Order	AP	0	▼	-100.0%	-5
	Paternity	PT	0	▼	-100.0%	-1
	Remand Custody	RC	0	▼	-100.0%	-10
	Remand Visitation	RV	0	▼	-100.0%	-4
	Status	ST	0	▼	-100.0%	-4
	Truancy	TR	0	▼	-100.0%	-1
	Total			74	▼	-15.9%
GRAND TOTAL			158	▲	19.7%	+26

Filings by Major Case Category**

Category	Summary	Change	% Change	Absolute Change
Adult Criminal	42	▲	+100.0%	+21
Child Dependency	3	↔		0
Child in Need of Services/Supervision	0	▼	-100.0%	-3
Custody and Visitation	51	▼	+50.0%	+17
Delinquency	2	▼	-71.4%	-5
Juvenile Miscellaneous	0	▼	-100.0%	-4
New to Workload Study	3	▲	+200.0%	+2
Other	20	▲	-20.0%	-5
Protective Orders	11	▲	+37.5%	+3
Support	14	▲	+55.6%	+5
Traffic	12	▼	-29.4%	-5
GRAND TOTAL	158	▲	19.7%	+26

2024 Overall GRAND TOTAL		Distribution of Caseload		Change*		Percentage (%) of Caseload			
807 +10 1.3% 		Adult	389	48%	-5.1% ▼	-21	Adult	51.4%	48.2%
		Juvenile	418	52%	8.0% ▲	+31	Juvenile	48.6%	51.8%
		GRAND TOTAL	807	100%	1.3% ▲	+10	GRAND TOTAL	100%	100%

Filings by Division & Code

Division	Case Type Description	Code	Summary	Change	% Change	Absolute Change	
Adult	Misdemeanor	CM	88	▼	-9.3%	-9	
	Civil Support	VS	82	▼	-9.9%	-9	
	Other	OT	82	▼	+9.3%	+7	
	Show Cause	SC	33	▼	-37.7%	-20	
	Family Abuse - Protective Order	FP	32	▲	+23.1%	+6	
	Felony	CF	27	▼	-3.6%	-1	
	Remand Support	RS	21	▲	+90.9%	+10	
	Motion - Protective Order	MP	10	▼	-33.3%	-5	
	Non-Family Abuse Protective Order	AP	8	▲	+300.0%	+6	
	Capias	CA	5	▼	-50.0%	-5	
	Protective Order	PC	1	▲	-	+1	
	Criminal Support	CS	0	▼	-100.0%	-2	
		Total		389	▼	-5.1%	-21
Juvenile	Custody Visitation	CV	178	▼	-3.3%	-6	
	Traffic	T	49	↔	-	-	
	Remand Custody	RC	47	▲	+176.5%	+30	
	Remand Visitation	RV	43	▲	+186.7%	+28	
	Misdemeanor	DM	37	▼	-27.5%	-14	
	Abuse and Neglect	AN	14	▲	+40.0%	+4	
	Child In Need of Services	CS	10	▲	+150.0%	+6	
	Emergency Custody Order	EC	5	▲	+150.0%	+3	
	Motion - Protective Order	MP	5	▲	+400.0%	+4	
	Truancy	TR	4	▼	-20.0%	-1	
	Civil Violation	CI	3	▼	-25.0%	-1	
	Family Abuse - Protective Order	FP	3	▲	-	+3	
	Felony	DF	3	▼	-84.2%	-16	
	Foster Care Review	FC	3	▼	-40.0%	-2	
	Status	ST	3	▲	-25.0%	-1	
	Initial Foster Care	IF	2	▲	-	+2	
	Mental Commitment	MC	2	▲	+100.0%	+1	
	Permanency Planning	PH	2	▼	-33.3%	-1	
	Restoration of Parental Rights	RR	2	▲	-	+2	
	Temporary Detention Order	TD	1	↔	-	-	
	Terminate Parental Rights	TP	1	↔	-	-	
	Voluntary Continuing Services and Support Agreem	VA	1	▲	-	+1	
	Non-Family Abuse Protective Order	AP	0	▼	-100.0%	-2	
	Paternity	PT	0	▼	-100.0%	-2	
	Relief of Custody	CR	0	▼	-100.0%	-1	
	Show Cause	SC	0	▼	-100.0%	-6	
		Total		418	▲	8.0%	+31
	GRAND TOTAL			807	▲	1.3%	+10

Filings by Major Case Category**

Category	Summary	Change	% Change	Absolute Change
Adult Criminal	136	▲	-11.1%	-17
Child Dependency	23	▲	+15.0%	+3
Child in Need of Services/Supervision	14	▲	+55.6%	+5
Custody and Visitation	178	▼	-4.3%	-8
Delinquency	40	▼	-47.4%	-36

* Compared to same time period as previous year
 8/19/2024 3:39:14PM

** Case Type Categories are defined in the 2017 Virginia Judicial Workload Assessment
 Source: SCV-SQL-Information

Juvenile Miscellaneous	3	▲	-25.0%	-1
New to Workload Study	3	▼	-25.0%	-1
Other	203	▲	+66.4%	+81
Protective Orders	58	▲	+26.1%	+12
Support	100	▼	-21.9%	-28
Traffic	49	↔		0
GRAND TOTAL	807	▲	1.3%	+10

2024 Overall GRAND TOTAL		Distribution of Caseload		Change*		Percentage (%) of Caseload		
343	+66 23.8%	Adult	173 50%	31.1% ▲	+41	Adult	2023 47.7%	2024 50.4%
2024		Juvenile	170 50%	17.2% ▲	+25	Juvenile	52.3%	49.6%
2023		GRAND TOTAL	343 100%	23.8% ▲	+66	GRAND TOTAL	100%	100%

Filings by Division & Code

Division	Case Type Description	Code	Summary	Change	% Change	Absolute Change
Adult	Misdemeanor	CM	48	▲	+50.0%	+16
	Civil Support	VS	41	▲	+95.2%	+20
	Other	OT	33	▲	+13.8%	+4
	Show Cause	SC	23	▲	+91.7%	+11
	Family Abuse - Protective Order	FP	16	▲	+45.5%	+5
	Felony	CF	10	▼	-41.2%	-7
	Motion - Protective Order	MP	1	▼	-75.0%	-3
	Remand Support	RS	1	↔		-
	Capias	CA	0	▼	-100.0%	-2
	Non-Family Abuse Protective Order	AP	0	▼	-100.0%	-3
	Total		173	▲	31.1%	+41
Juvenile	Custody Visitation	CV	69	▼	-15.9%	-13
	Misdemeanor	DM	17	▲	+325.0%	+13
	Truancy	TR	15	▲	+15.4%	+2
	Permanency Planning	PH	12	▲	+300.0%	+9
	Abuse and Neglect	AN	10	▼	-28.6%	-4
	Motion - Protective Order	MP	6	▲	+200.0%	+4
	Child In Need of Services	CS	5	▲	+400.0%	+4
	Foster Care Review	FC	5	▲	+150.0%	+3
	Initial Foster Care	IF	5	▼	-44.4%	-4
	Remand Custody	RC	5	▲	+400.0%	+4
	Status	ST	4	▲	+300.0%	+3
	Civil Violation	CI	3	▼	-40.0%	-2
	Felony	DF	3	▲	-	+3
	Traffic	T	3	↔		-
	Non-Family Abuse Protective Order	AP	2	▲	-	+2
	Remand Visitation	RV	2	▲	+100.0%	+1
	Emergency Custody Order	EC	1	▲	-	+1
	Show Cause	SC	1	▲	-	+1
	Temporary Detention Order	TD	1	▲	-	+1
	Voluntary Continuing Services and Support Agree	VA	1	↔		-
Other	OT	0	▼	-100.0%	-1	
Paternity	PT	0	▼	-100.0%	-2	
	Total		170	▲	17.2%	+25
GRAND TOTAL			343	▲	23.8%	+66

Filings by Major Case Category**

Category	Summary	Change	% Change	Absolute Change
Adult Criminal	66	▲	+22.2%	+12
Child Dependency	33	▲	+13.8%	+4
Child in Need of Services/Supervision	21	▲	+50.0%	+7
Custody and Visitation	69	▼	-17.9%	-15
Delinquency	20	▲	+400.0%	+16
Juvenile Miscellaneous	4	▲	+300.0%	+3
New to Workload Study	3	▼	-40.0%	-2
Other	43	▲	+30.3%	+10
Protective Orders	25	▲	+25.0%	+5
Support	56	▲	+86.7%	+26

* Compared to same time period as previous year
 8/19/2024 3:39:14PM

** Case Type Categories are defined in the 2017 Virginia Judicial Workload Assessment
 Source: SCV-SQL-Information

Traffic		3	↔		0
	GRAND TOTAL	343	▲	23.8%	+66

2024 Overall GRAND TOTAL		Distribution of Caseload		Change*		Percentage (%) of Caseload			
145 +10 7.4% 		Adult	85	59%	41.7% ▲	+25	Adult	44.4%	58.6%
		Juvenile	60	41%	-20.0% ▼	-15	Juvenile	55.6%	41.4%
		GRAND TOTAL	145	100%	7.4% ▲	+10	GRAND TOTAL	100%	100%

Filings by Division & Code

Division	Case Type Description	Code	Summary	Change	% Change	Absolute Change	
Adult	Civil Support	VS	23	▲	+64.3%	+9	
	Show Cause	SC	17	▲	+142.9%	+10	
	Misdemeanor	CM	13	▼	-13.3%	-2	
	Other	OT	13	▲		-	
	Felony	CF	11	▲	+450.0%	+9	
	Family Abuse - Protective Order	FP	5	▲	+25.0%	+1	
	Non-Family Abuse Protective Order	AP	2	▲	+100.0%	+1	
	Motion - Protective Order	MP	1	▼	-66.7%	-2	
	Remand Support	RS	0	▼	-100.0%	-1	
	Total		85	▲	41.7%	+25	
Juvenile	Custody Visitation	CV	26	▼	-50.9%	-27	
	Misdemeanor	DM	7	▲	-	+7	
	Traffic	T	5	▲	+66.7%	+2	
	Abuse and Neglect	AN	4	▲	+100.0%	+2	
	Foster Care Review	FC	3	↔		-	
	Initial Foster Care	IF	3	▲	+200.0%	+2	
	Remand Custody	RC	3	▲	-	+3	
	Remand Visitation	RV	3	▲	-	+3	
	Temporary Detention Order	TD	2	▲	-	+2	
	Truancy	TR	2	▼	-50.0%	-2	
	Felony	DF	1	↔		-	
	Terminate Parental Rights	TP	1	▲	-	+1	
	Motion - Protective Order	MP	0	▼	-100.0%	-2	
	Permanency Planning	PH	0	▼	-100.0%	-2	
	Qualified Residential Treatment	QR	0	▼	-100.0%	-1	
	Show Cause	SC	0	▼	-100.0%	-2	
	Voluntary Continuing Services and Support Agree	VA	0	▼	-100.0%	-1	
		Total		60	▼	-20.0%	-15
		GRAND TOTAL		145	▲	7.4%	+10

Filings by Major Case Category**

Category	Summary	Change	% Change	Absolute Change
Adult Criminal	31	▲	+29.2%	+7
Child Dependency	11	▲	+10.0%	+1
Child in Need of Services/Supervision	2	▼	-50.0%	-2
Custody and Visitation	26	▼	-50.9%	-27
Delinquency	8	▲	+166.7%	+5
Other	21	▲	+50.0%	+7
Protective Orders	8	▼	-20.0%	-2
Support	33	▲	+135.7%	+19
Traffic	5	▲	+66.7%	+2
	GRAND TOTAL	▲	7.4%	+10

2024 Overall GRAND TOTAL		Distribution of Caseload		Change*		Percentage (%) of Caseload			
43	-41 -48.8%	Adult	26 60%	-42.2%	▼	-19	Adult	53.6%	60.5%
2024		Juvenile	17 40%	-56.4%	▼	-22	Juvenile	46.4%	39.5%
2023		GRAND TOTAL	43 100%	-48.8%	▼	-41	GRAND TOTAL	100%	100%

Filings by Division & Code

Division	Case Type Description	Code	Summary	Change	% Change	Absolute Change
Adult	Felony	CF	8	▲	+300.0%	+6
	Misdemeanor	CM	7	▼	-72.0%	-18
	Other	OT	4	▲	-20.0%	-1
	Non-Family Abuse Protective Order	AP	2	▲	+100.0%	+1
	Show Cause	SC	2	▲	-	-
	Capias	CA	1	▼	-75.0%	-3
	Civil Support	VS	1	↔	-	-
	Remand Support	RS	1	▲	-	+1
	Family Abuse - Protective Order	FP	0	▼	-100.0%	-5
	Total			26	▼	-42.2%
Juvenile	Traffic	T	8	▲	+100.0%	+4
	Custody Visitation	CV	2	▼	-89.5%	-17
	Misdemeanor	DM	2	▼	-81.8%	-9
	Remand Custody	RC	2	▲	-	+2
	Remand Visitation	RV	2	▲	-	+2
	Felony	DF	1	▲	-	+1
	Abuse and Neglect	AN	0	▼	-100.0%	-4
	Initial Foster Care	IF	0	▼	-100.0%	-1
Total			17	▼	-56.4%	-22
GRAND TOTAL			43	▼	-48.8%	-41

Filings by Major Case Category**

Category	Summary	Change	% Change	Absolute Change
Adult Criminal	17	▲	-43.3%	-13
Child Dependency	0	▼	-100.0%	-5
Custody and Visitation	2	▼	-89.5%	-17
Delinquency	3	▲	-72.7%	-8
Other	9	▲	+80.0%	+4
Protective Orders	2	↔	-66.7%	-4
Support	2	▼	-50.0%	-2
Traffic	8	▲	+100.0%	+4
GRAND TOTAL	43	▼	-48.8%	-41

2024 Overall GRAND TOTAL		Distribution of Caseload		Change*		Percentage (%) of Caseload			
<p>2024 785 2023 648 ↑ +137 21.1%</p>	Adult	413	53%	22.6%	▲	+76	Adult	2023 52.0%	2024 52.6%
	Juvenile	372	47%	19.6%	▲	+61	Juvenile	48.0%	47.4%
GRAND TOTAL		785	100%	21.1%	▲	+137	GRAND TOTAL	100%	100%

Filings by Division & Code

Division	Case Type Description	Code	Summary	Change	% Change	Absolute Change
Adult	Misdemeanor	CM	110	▲	+39.2%	+31
	Civil Support	VS	76	▲	+18.8%	+12
	Other	OT	67	▲	+6.3%	+4
	Show Cause	SC	67	▲	+86.1%	+31
	Family Abuse - Protective Order	FP	33	▼	-2.9%	-1
	Felony	CF	26	▼	-25.7%	-9
	Capias	CA	11	▼	-21.4%	-3
	Motion - Protective Order	MP	9	▲	+12.5%	+1
	Non-Family Abuse Protective Order	AP	8	▲	-	+8
	Violation of Protective Order	PV	4	▲	-	+4
	Remand Support	RS	2	▼	-50.0%	-2
Total			413	▲	22.6%	+76
Juvenile	Custody Visitation	CV	216	▲	+63.6%	+84
	Misdemeanor	DM	39	▲	+18.2%	+6
	Traffic	T	21	▼	-4.5%	-1
	Felony	DF	18	▲	+157.1%	+11
	Truancy	TR	16	▼	-36.0%	-9
	Abuse and Neglect	AN	11	▼	-50.0%	-11
	Motion - Protective Order	MP	11	▲	+120.0%	+6
	Status	ST	7	▲	+40.0%	+2
	Permanency Planning	PH	6	↔	-	-
	Show Cause	SC	5	▼	-37.5%	-3
	Initial Foster Care	IF	4	▲	+100.0%	+2
	Child In Need of Services	CS	3	↔	-	-
	Foster Care Review	FC	3	▼	-40.0%	-2
	Non-Family Abuse Protective Order	AP	3	▼	-40.0%	-2
	Temporary Detention Order	TD	3	▲	+50.0%	+1
	Paternity	PT	2	▼	-71.4%	-5
	Relief of Custody	CR	2	▼	-60.0%	-3
	Civil Violation	CI	1	▼	-75.0%	-3
	Emergency Custody Order	EC	1	▲	-	+1
	Child at Risk	RI	0	▼	-100.0%	-1
	Emancipation	EP	0	▼	-100.0%	-1
	Qualified Residential Treatment	QR	0	▼	-100.0%	-2
	Remand Custody	RC	0	▼	-100.0%	-4
	Remand Visitation	RV	0	▼	-100.0%	-4
	Special Immigrant Juvenile Status	SI	0	▼	-100.0%	-1
	Total			372	▲	19.6%
GRAND TOTAL			785	▲	21.1%	+137

Filings by Major Case Category**

Category	Summary	Change	% Change	Absolute Change
Adult Criminal	185	▲	+25.9%	+38
Child Dependency	26	▼	-39.5%	-17
Child in Need of Services/Supervision	19	▼	-34.5%	-10
Custody and Visitation	218	▼	+56.8%	+79
Delinquency	62	▲	+31.9%	+15
Juvenile Miscellaneous	7	▼	+16.7%	+1

* Compared to same time period as previous year
 8/19/2024 3:39:14PM

** Case Type Categories are defined in the 2017 Virginia Judicial Workload Assessment
 Source: SCV-SQL-Information

New to Workload Study	1	▼	-80.0%	-4
Other	73	▲	-5.2%	-4
Protective Orders	64	▲	+23.1%	+12
Support	109	▲	+34.6%	+28
Traffic	21	▼	-4.5%	-1
GRAND TOTAL	785	▲	21.1%	+137

2024 Overall GRAND TOTAL		Distribution of Caseload		Change*		Percentage (%) of Caseload			
1,205	-33 -2.7%	Adult	676	56%	7.0% ▲	+44	Adult	51.1%	56.1%
2024		Juvenile	529	44%	-12.7% ▼	-77	Juvenile	48.9%	43.9%
2023		GRAND TOTAL	1,205	100%	-2.7% ▼	-33	GRAND TOTAL	100%	100%

Filings by Division & Code

Division	Case Type Description	Code	Summary	Change	% Change	Absolute Change
Adult	Show Cause	SC	159	▲	+152.4%	+96
	Felony	CF	142	▲	+31.5%	+34
	Misdemeanor	CM	107	▼	-27.2%	-40
	Civil Support	VS	88	▼	-7.4%	-7
	Other	OT	75	▼	-15.7%	-14
	Family Abuse - Protective Order	FP	48	▼	-15.8%	-9
	Capias	CA	39	▼	-15.2%	-7
	Remand Support	RS	6	▼	-50.0%	-6
	Motion - Protective Order	MP	5	▼	-50.0%	-5
	Restricted License for Non-Support	SL	3	▲	+200.0%	+2
	Violation of Protective Order	PV	3	▲	+50.0%	+1
	Non-Family Abuse Protective Order	AP	1	↔		-
	Criminal Support	CS	0	▼	-100.0%	-1
	Total		676	▲	7.0%	+44
Juvenile	Custody Visitation	CV	239	▼	-28.2%	-94
	Misdemeanor	DM	52	▲	+10.6%	+5
	Abuse and Neglect	AN	41	▲	+272.7%	+30
	Mental Commitment	MC	31	▼	-29.5%	-13
	Foster Care Review	FC	30	▲	+20.0%	+5
	Traffic	T	24	▲	+4.3%	+1
	Initial Foster Care	IF	14	▲	+75.0%	+6
	Felony	DF	12	▼	-40.0%	-8
	Terminate Parental Rights	TP	12	▲	+20.0%	+2
	Remand Custody	RC	10	▼	-41.2%	-7
	Remand Visitation	RV	10	▼	-41.2%	-7
	Child In Need of Services	CS	9	▲	+125.0%	+5
	Permanency Planning	PH	9	▼	-10.0%	-1
	Paternity	PT	8	▲	+14.3%	+1
	Temporary Detention Order	TD	6	↔		-
	Truancy	TR	6	▼	-53.8%	-7
	Motion - Protective Order	MP	4	▼	-20.0%	-1
	Emergency Custody Order	EC	3	▲	+50.0%	+1
	Non-Family Abuse Protective Order	AP	2	▼	-33.3%	-1
	Special Immigrant Juvenile Status	SI	2	▲	-	+2
	Status	ST	2	▲	-	+2
	Civil Violation	CI	1	▲	-	+1
	Show Cause	SC	1	▲	-	+1
	Voluntary Continuing Services and Support Agreem	VA	1	↔		-
		Total		529	▼	-12.7%
GRAND TOTAL			1,205	▼	-2.7%	-33

Filings by Major Case Category**

Category	Summary	Change	% Change	Absolute Change
Adult Criminal	363	▲	+5.8%	+20
Child Dependency	107	▲	+64.6%	+42
Child in Need of Services/Supervision	15	▲	-11.8%	-2
Custody and Visitation	247	▼	-27.4%	-93
Delinquency	65	▲	-3.0%	-2

* Compared to same time period as previous year
 8/19/2024 3:39:14PM

** Case Type Categories are defined in the 2017 Virginia Judicial Workload Assessment
 Source: SCV-SQL-Information

Juvenile Miscellaneous	2	▲	-	+2
New to Workload Study	3	▲	-	+3
Other	141	▼	-24.6%	-46
Protective Orders	60	▼	-21.1%	-16
Support	178	▲	+48.3%	+58
Traffic	24	▲	+4.3%	+1
GRAND TOTAL	1,205	▼	-2.7%	-33

2024 Overall GRAND TOTAL		Distribution of Caseload			Change*		Percentage (%) of Caseload		
1,118	-94 -7.8%	Adult	624	56%	3.1% ▲	+19	Adult	49.9%	55.8%
2024		Juvenile	494	44%	-18.6% ▼	-113	Juvenile	50.1%	44.2%
2023		GRAND TOTAL	1,118	100%	-7.8% ▼	-94	GRAND TOTAL	100%	100%

Filings by Division & Code

Division	Case Type Description	Code	Summary	Change	% Change	Absolute Change
Adult	Show Cause	SC	169	▲	+50.9%	+57
	Civil Support	VS	126	▼	-6.0%	-8
	Misdemeanor	CM	93	▼	-15.5%	-17
	Other	OT	85	▼	-3.4%	-3
	Capias	CA	55	▼	-3.5%	-2
	Family Abuse - Protective Order	FP	46	▲	+35.3%	+12
	Felony	CF	24	▼	-35.1%	-13
	Remand Support	RS	9	▼	-10.0%	-1
	Motion - Protective Order	MP	8	▼	-57.9%	-11
	Non-Family Abuse Protective Order	AP	5	▲	+150.0%	+3
	Restricted License for Non-Support	SL	3	▲	+50.0%	+1
	Violation of Protective Order	PV	1	▲	-	+1
		Total		624	▲	3.1%
Juvenile	Custody Visitation	CV	268	▼	-17.0%	-55
	Foster Care Review	FC	42	▲	+13.5%	+5
	Misdemeanor	DM	34	▼	-26.1%	-12
	Permanency Planning	PH	23	▼	-8.0%	-2
	Abuse and Neglect	AN	15	▲	+7.1%	+1
	Traffic	T	13	▲	+30.0%	+3
	Remand Custody	RC	12	▼	-36.8%	-7
	Remand Visitation	RV	12	▼	-36.8%	-7
	Terminate Parental Rights	TP	12	▼	-25.0%	-4
	Felony	DF	11	▼	-50.0%	-11
	Temporary Detention Order	TD	11	▲	+10.0%	+1
	Initial Foster Care	IF	9	↔	-	-
	Truancy	TR	8	▼	-38.5%	-5
	Show Cause	SC	5	▼	-	-
	Child In Need of Services	CS	4	▼	-55.6%	-5
	Motion - Protective Order	MP	4	▼	-50.0%	-4
	Paternity	PT	4	▼	-42.9%	-3
	Voluntary Continuing Services and Support Agree	VA	4	▲	+33.3%	+1
	Non-Family Abuse Protective Order	AP	3	▼	-25.0%	-1
	Child at Risk	RI	0	▼	-100.0%	-3
	Emergency Custody Order	EC	0	▼	-100.0%	-2
	Other	OT	0	▼	-100.0%	-2
Status	ST	0	▼	-100.0%	-1	
	Total		494	▼	-18.6%	-113
GRAND TOTAL			1,118	▼	-7.8%	-94

Filings by Major Case Category**

Category	Summary	Change	% Change	Absolute Change
Adult Criminal	238	▲	-11.9%	-32
Child Dependency	105	▼	-1.9%	-2
Child in Need of Services/Supervision	12	▼	-47.8%	-11
Custody and Visitation	272	▼	-17.6%	-58
Delinquency	50	▼	-30.6%	-22
Juvenile Miscellaneous	0	▼	-100.0%	-1
Other	129	▼	-14.0%	-21

* Compared to same time period as previous year
 8/19/2024 3:39:14PM

** Case Type Categories are defined in the 2017 Virginia Judicial Workload Assessment
 Source: SCV-SQL-Information

Protective Orders	66	▲	-1.5%	-1
Support	233	▲	+28.0%	+51
Traffic	13	▲	+30.0%	+3
GRAND TOTAL	1,118	▼	-7.8%	-94

2024 Overall GRAND TOTAL		Distribution of Caseload		Change*		Percentage (%) of Caseload			
278	-38 -12.0%	Adult	116 42%	-21.6%	▼	-32	Adult	46.8%	41.7%
2024		Juvenile	162 58%	-3.6%	▼	-6	Juvenile	53.2%	58.3%
2023		GRAND TOTAL	278 100%	-12.0%	▼	-38	GRAND TOTAL	100%	100%

Filings by Division & Code

Division	Case Type Description	Code	Summary	Change	% Change	Absolute Change
Adult	Show Cause	SC	33	▲	+17.9%	+5
	Civil Support	VS	27	▼	-12.9%	-4
	Misdemeanor	CM	20	▼	-35.5%	-11
	Other	OT	18	▼	-40.0%	-12
	Family Abuse - Protective Order	FP	4	▼	-69.2%	-9
	Motion - Protective Order	MP	4	▲	+300.0%	+3
	Remand Support	RS	4	↔	-	-
	Capias	CA	2	▼	-60.0%	-3
	Violation of Protective Order	PV	2	▲	-	+2
	Felony	CF	1	▼	-80.0%	-4
	Non-Family Abuse Protective Order	AP	1	▲	-	+1
	Total		116	▼	-21.6%	-32
Juvenile	Custody Visitation	CV	81	▼	-10.0%	-9
	Misdemeanor	DM	13	↔	-	-
	Traffic	T	11	▲	+22.2%	+2
	Civil Violation	CI	10	↔	-	-
	Remand Custody	RC	6	▼	-14.3%	-1
	Remand Visitation	RV	6	▼	-14.3%	-1
	Status	ST	5	▲	+25.0%	+1
	Abuse and Neglect	AN	4	▼	-42.9%	-3
	Paternity	PT	4	▲	+100.0%	+2
	Permanency Planning	PH	4	▲	+300.0%	+3
	Foster Care Review	FC	3	↔	-	-
	Emergency Custody Order	EC	2	↔	-	-
	Initial Foster Care	IF	2	▲	+100.0%	+1
	Motion - Protective Order	MP	2	▲	-	+2
	Capias	CA	1	↔	-	-
	Entrustment	ET	1	▲	-	+1
	Felony	DF	1	↔	-	-
	Non-Family Abuse Protective Order	AP	1	▲	-	+1
	Other	OT	1	▲	-	+1
	Show Cause	SC	1	▼	-50.0%	-1
	Special Immigrant Juvenile Status	SI	1	▼	-50.0%	-1
	Temporary Detention Order	TD	1	▼	-50.0%	-1
	Truancy	TR	1	▲	-	+1
	Terminate Parental Rights	TP	0	▼	-100.0%	-4
	Total		162	▼	-3.6%	-6
GRAND TOTAL			278	▼	-12.0%	-38

Filings by Major Case Category**

Category	Summary	Change	% Change	Absolute Change
Adult Criminal	52	▲	-13.3%	-8
Child Dependency	14	▲	-12.5%	-2
Child in Need of Services/Supervision	1	▲	-	+1
Custody and Visitation	85	▲	-7.6%	-7
Delinquency	16	▼	-5.9%	-1
Juvenile Miscellaneous	5	▲	+25.0%	+1
New to Workload Study	11	▼	-8.3%	-1

* Compared to same time period as previous year
 8/19/2024 3:39:14PM

** Case Type Categories are defined in the 2017 Virginia Judicial Workload Assessment
 Source: SCV-SQL-Information

CPSS - JCMS CASELOAD STATISTICS OF THE JUVENILE & DOMESTIC RELATIONS DISTRICT COURTS
 January 2024 thru July 2024 Filings (Compared to January 2023 thru July 2023)

Other	38	▲	-26.9%	-14
Protective Orders	12	▲	-14.3%	-2
Support	33	▼	-17.5%	-7
Traffic	11	▲	+22.2%	+2
GRAND TOTAL	278	▼	-12.0%	-38

2024 Overall GRAND TOTAL		Distribution of Caseload			Change*		Percentage (%) of Caseload		
2,212	-77 -3.4%	Adult	978	44%	0.4% ▲	+4	Adult	42.6%	44.2%
2024		Juvenile	1,234	56%	-6.2% ▼	-81	Juvenile	57.4%	55.8%
2023		GRAND TOTAL	2,212	100%	-3.4% ▼	-77	GRAND TOTAL	100%	100%

Filings by Division & Code

Division	Case Type Description	Code	Summary	Change	% Change	Absolute Change	
Adult	Civil Support	VS	217	▼	-8.8%	-21	
	Misdemeanor	CM	206	▲	+13.2%	+24	
	Show Cause	SC	205	▼	+2.5%	+5	
	Other	OT	143	▲	+8.3%	+11	
	Family Abuse - Protective Order	FP	77	▲	+4.1%	+3	
	Felony	CF	42	▲	+10.5%	+4	
	Capias	CA	41	▼	-21.2%	-11	
	Remand Support	RS	21	▼	-36.4%	-12	
	Violation of Protective Order	PV	10	▲	+11.1%	+1	
	Motion - Protective Order	MP	9	▲	+50.0%	+3	
	Non-Family Abuse Protective Order	AP	3	▼	-57.1%	-4	
	Protective Order	PC	3	↔	-	-	
	Violation Family Abuse Protective Order	PS	1	▲	-	+1	
	Total		978	▲	0.4%	+4	
Juvenile	Custody Visitation	CV	756	▼	-5.9%	-47	
	Misdemeanor	DM	124	▲	+18.1%	+19	
	Traffic	T	75	▲	+53.1%	+26	
	Remand Custody	RC	38	▼	-26.9%	-14	
	Remand Visitation	RV	38	▼	-32.1%	-18	
	Paternity	PT	26	▲	+8.3%	+2	
	Felony	DF	25	▲	+66.7%	+10	
	Foster Care Review	FC	19	▼	-34.5%	-10	
	Truancy	TR	18	▼	-35.7%	-10	
	Status	ST	17	▼	-19.0%	-4	
	Abuse and Neglect	AN	16	▼	-57.9%	-22	
	Special Immigrant Juvenile Status	SI	12	▲	+9.1%	+1	
	Civil Violation	CI	11	▲	+1,000.0%	+10	
	Motion - Protective Order	MP	11	▲	+83.3%	+5	
	Permanency Planning	PH	10	▼	-44.4%	-8	
	Initial Foster Care	IF	8	▼	-11.1%	-1	
	Terminate Parental Rights	TP	6	▲	+200.0%	+4	
	Emergency Custody Order	EC	5	▼	-16.7%	-1	
	Non-Family Abuse Protective Order	AP	5	▼	-50.0%	-5	
	Temporary Detention Order	TD	5	▼	-66.7%	-10	
	Other	OT	4	▼	-42.9%	-3	
	Family Abuse - Protective Order	FP	2	▲	+100.0%	+1	
	Child In Need of Services	CS	1	▼	-66.7%	-2	
	Show Cause	SC	1	▲	-	+1	
	Voluntary Continuing Services and Support Agreem	VA	1	↔	-	-	
	Child at Risk	RI	0	▼	-100.0%	-1	
	Emancipation	EP	0	▼	-100.0%	-1	
	Qualified Residential Treatment	QR	0	▼	-100.0%	-3	
		Total		1,234	▼	-6.2%	-81
		GRAND TOTAL		2,212	▼	-3.4%	-77

Filings by Major Case Category**

Category	Summary	Change	% Change	Absolute Change
Adult Criminal	459	▲	+7.7%	+33
Child Dependency	60	▼	-40.6%	-41

* Compared to same time period as previous year
 8/19/2024 3:39:14PM

** Case Type Categories are defined in the 2017 Virginia Judicial Workload Assessment
 Source: SCV-SQL-Information

CPSS - JCMS CASELOAD STATISTICS OF THE JUVENILE & DOMESTIC RELATIONS DISTRICT COURTS
 January 2024 thru July 2024 Filings (Compared to January 2023 thru July 2023)

Frederick

District: 26 FIPS: 069

Child in Need of Services/Supervision	19	▼	-38.7%	-12
Custody and Visitation	782	▲	-5.4%	-45
Delinquency	150	▲	+25.0%	+30
Juvenile Miscellaneous	17	▼	-22.7%	-5
New to Workload Study	23	▲	+91.7%	+11
Other	254	▼	-15.6%	-47
Protective Orders	107	▲	+2.9%	+3
Support	266	▼	-10.1%	-30
Traffic	75	▲	+53.1%	+26
GRAND TOTAL	2,212	▼	-3.4%	-77

2024 Overall GRAND TOTAL		Distribution of Caseload		Change*		Percentage (%) of Caseload		
950	-98 -9.4%	Adult	463 49%	4.0% ▲	+18	Adult	2023 42.5%	2024 48.7%
2024		Juvenile	487 51%	-19.2% ▼	-116	Juvenile	57.5%	51.3%
2023		GRAND TOTAL	950 100%	-9.4% ▼	-98	GRAND TOTAL	100%	100%

Filings by Division & Code

Division	Case Type Description	Code	Summary	Change	% Change	Absolute Change	
Adult	Misdemeanor	CM	101	▲	+9.8%	+9	
	Civil Support	VS	79	▲	+8.2%	+6	
	Other	OT	79	▲	+33.9%	+20	
	Show Cause	SC	69	▼	-25.0%	-23	
	Family Abuse - Protective Order	FP	48	▲	+23.1%	+9	
	Felony	CF	46	▲	+48.4%	+15	
	Capias	CA	30	▼	-21.1%	-8	
	Motion - Protective Order	MP	6	▼	-60.0%	-9	
	Remand Support	RS	3	▲	+50.0%	+1	
	Non-Family Abuse Protective Order	AP	2	▼	-50.0%	-2	
	Total		463	▲	4.0%	+18	
Juvenile	Custody Visitation	CV	280	▼	-18.8%	-65	
	Misdemeanor	DM	35	▼	-22.2%	-10	
	Status	ST	29	▲	+20.8%	+5	
	Traffic	T	28	▼	-59.4%	-41	
	Permanency Planning	PH	20	▲	+25.0%	+4	
	Foster Care Review	FC	11	▼	-42.1%	-8	
	Abuse and Neglect	AN	10	▼	-37.5%	-6	
	Initial Foster Care	IF	10	▲	+25.0%	+2	
	Truancy	TR	10	▲	+233.3%	+7	
	Show Cause	SC	8	▼	-20.0%	-2	
	Capias	CA	5	▲	-	+5	
	Felony	DF	5	↔	-	-	
	Remand Custody	RC	5	▲	-	+5	
	Remand Visitation	RV	5	▲	-	+5	
	Non-Family Abuse Protective Order	AP	4	▼	-20.0%	-1	
	Terminate Parental Rights	TP	4	▼	-71.4%	-10	
	Voluntary Continuing Services and Support Agree	VA	4	▲	+100.0%	+2	
	Child In Need of Services	CS	3	▼	-25.0%	-1	
	Other	OT	3	▲	+50.0%	+1	
	Paternity	PT	3	▼	-72.7%	-8	
	Motion - Protective Order	MP	2	↔	-	-	
	Emergency Custody Order	EC	1	↔	-	-	
	Family Abuse - Protective Order	FP	1	▲	-	+1	
	Temporary Detention Order	TD	1	▲	-	+1	
	Qualified Residential Treatment	QR	0	▼	-100.0%	-2	
		Total		487	▼	-19.2%	-116
		GRAND TOTAL		950	▼	-9.4%	-98

Filings by Major Case Category**

Category	Summary	Change	% Change	Absolute Change
Adult Criminal	219	▲	-1.8%	-4
Child Dependency	59	▼	-23.4%	-18
Child in Need of Services/Supervision	13	▲	+85.7%	+6
Custody and Visitation	283	▼	-20.5%	-73
Delinquency	53	▲	-11.7%	-7
Juvenile Miscellaneous	29	▲	+20.8%	+5
Other	97	▲	+51.6%	+33

* Compared to same time period as previous year
 8/19/2024 3:39:14PM

** Case Type Categories are defined in the 2017 Virginia Judicial Workload Assessment
 Source: SCV-SQL-Information

Protective Orders	63	▲	-3.1%	-2
Support	106	▼	+2.9%	+3
Traffic	28	▼	-59.4%	-41
GRAND TOTAL	950	▼	-9.4%	-98

2024 Overall GRAND TOTAL		Distribution of Caseload			Change*		Percentage (%) of Caseload		
3,890 +75 2.0% 	2024 2023	Adult	1,697	44%	5.4% ▲	+87	Adult	42.2%	43.6%
		Juvenile	2,193	56%	-0.5% ▼	-12	Juvenile	57.8%	56.4%
GRAND TOTAL		3,890	100%	2.0% ▲	+75	GRAND TOTAL	100%	100%	

Filings by Division & Code

Division	Case Type Description	Code	Summary	Change	% Change	Absolute Change
Adult	Misdemeanor	CM	347	▲	+1.8%	+6
	Civil Support	VS	320	▲	+5.6%	+17
	Show Cause	SC	306	▲	+40.4%	+88
	Other	OT	233	▲	-7.2%	-18
	Family Abuse - Protective Order	FP	176	▲	+18.9%	+28
	Felony	CF	167	▼	-0.6%	-1
	Capias	CA	85	▼	-13.3%	-13
	Remand Support	RS	22	▼	-15.4%	-4
	Motion - Protective Order	MP	16	▼	-44.8%	-13
	Non-Family Abuse Protective Order	AP	10	▲	+66.7%	+4
	Violation of Protective Order	PV	8	▼	-46.7%	-7
	Violation Family Abuse Protective Order	PS	6	▲	+500.0%	+5
	Return of Desposit (Bondsman)	RD	1	▲	-	+1
	Bond Forfeiture	BF	0	▼	-100.0%	-1
	Restricted License for Non-Support	SL	0	▼	-100.0%	-5
Total			1,697	▲	5.4%	+87
Juvenile	Custody Visitation	CV	916	▼	-0.5%	-5
	Misdemeanor	DM	264	▼	-1.1%	-3
	Traffic	T	177	▼	-14.1%	-29
	Abuse and Neglect	AN	144	▼	-6.5%	-10
	Motion - Protective Order	MP	93	▲	+52.5%	+32
	Permanency Planning	PH	72	▼	-15.3%	-13
	Felony	DF	68	▲	+44.7%	+21
	Remand Custody	RC	53	▼	-10.2%	-6
	Remand Visitation	RV	49	▼	-14.0%	-8
	Foster Care Review	FC	48	▼	-17.2%	-10
	Initial Foster Care	IF	46	▲	+76.9%	+20
	Paternity	PT	35	▲	+12.9%	+4
	Truancy	TR	33	▼	-13.2%	-5
	Special Immigrant Juvenile Status	SI	30	▼	-11.8%	-4
	Terminate Parental Rights	TP	28	▲	+3.7%	+1
	Entrustment	ET	25	▲	+150.0%	+15
	Status	ST	24	▼	-4.0%	-1
	Non-Family Abuse Protective Order	AP	20	▲	+233.3%	+14
	Show Cause	SC	19	▲	+5.6%	+1
	Child In Need of Services	CS	12	▲	+9.1%	+1
	Voluntary Continuing Services and Support Agree	VA	10	▲	+11.1%	+1
	Civil Violation	CI	8	▼	-60.0%	-12
	Capias	CA	4	▲	+300.0%	+3
	Other	OT	4	▲	-	+4
	Temporary Detention Order	TD	4	▲	+33.3%	+1
	Emergency Custody Order	EC	3	↔	-	-
	Relief of Custody	CR	2	▼	-85.7%	-12
	Family Abuse - Protective Order	FP	1	▲	-	+1
	Mental Commitment	MC	1	↔	-	-
	Juvenile Support	JS	0	▼	-100.0%	-1
	Qualified Residential Treatment	QR	0	▼	-100.0%	-11
	Restoration of Parental Rights	RR	0	▼	-100.0%	-1
	Total			2,193	▼	-0.5%
GRAND TOTAL			3,890	▲	2.0%	+75

* Compared to same time period as previous year
 8/19/2024 3:39:14PM

** Case Type Categories are defined in the 2017 Virginia Judicial Workload Assessment
 Source: SCV-SQL-Information

Filings by Major Case Category**

Category	Summary	Change	% Change	Absolute Change
Adult Criminal	751	▲	+2.0%	+15
Child Dependency	375	▲	-4.8%	-19
Child in Need of Services/Supervision	50	▼	-12.3%	-7
Custody and Visitation	951	▲	-0.1%	-1
Delinquency	350	▲	+7.7%	+25
Juvenile Miscellaneous	24	▼	-4.0%	-1
New to Workload Study	38	▼	-29.6%	-16
Other	370	▲	-7.7%	-31
Protective Orders	316	▲	+26.4%	+66
Support	488	▼	+17.6%	+73
Traffic	177	▼	-14.1%	-29
GRAND TOTAL	3,890	▲	2.0%	+75

* Compared to same time period as previous year
 8/19/2024 3:39:14PM

** Case Type Categories are defined in the 2017 Virginia Judicial Workload Assessment
 Source: SCV-SQL-Information

2024 Overall GRAND TOTAL		Distribution of Caseload			Change*		Percentage (%) of Caseload		
1,596	-170 -9.6%	Adult	724	45%	-8.1% ▼	-64	Adult	44.6%	45.4%
2024		Juvenile	872	55%	-10.8% ▼	-106	Juvenile	55.4%	54.6%
2023		GRAND TOTAL	1,596	100%	-9.6% ▼	-170	GRAND TOTAL	100%	100%

Filings by Division & Code

Division	Case Type Description	Code	Summary	Change	% Change	Absolute Change
Adult	Civil Support	VS	149	▲	+18.3%	+23
	Show Cause	SC	136	▼	-23.6%	-42
	Misdemeanor	CM	126	▼	-16.6%	-25
	Other	OT	100	▲	-16.0%	-19
	Felony	CF	90	▲	+15.4%	+12
	Family Abuse - Protective Order	FP	52	▼	-13.3%	-8
	Capias	CA	40	▲	-11.1%	-5
	Motion - Protective Order	MP	12	▲	+20.0%	+2
	Remand Support	RS	8	▲	+14.3%	+1
	Non-Family Abuse Protective Order	AP	4	▼	-42.9%	-3
	Emergency Custody Order	EC	3	▲	-	+3
	Restricted License for Non-Support	SL	2	▼	-33.3%	-1
	Violation of Protective Order	PV	2	▼	-50.0%	-2
	Total		724	▼	-8.1%	-64
Juvenile	Custody Visitation	CV	527	▼	-12.7%	-77
	Misdemeanor	DM	79	▼	-15.1%	-14
	Traffic	T	26	▼	-10.3%	-3
	Status	ST	25	▼	-35.9%	-14
	Permanency Planning	PH	24	▲	+118.2%	+13
	Show Cause	SC	23	▲	-23.3%	-7
	Truancy	TR	23	▼	-20.7%	-6
	Child In Need of Services	CS	21	▼	-19.2%	-5
	Felony	DF	19	▲	+35.7%	+5
	Abuse and Neglect	AN	18	▲	+20.0%	+3
	Paternity	PT	12	↔	-	-
	Remand Custody	RC	10	▼	-16.7%	-2
	Remand Visitation	RV	10	▼	-16.7%	-2
	Motion - Protective Order	MP	9	▲	+80.0%	+4
	Foster Care Review	FC	8	▲	+33.3%	+2
	Non-Family Abuse Protective Order	AP	6	▲	+500.0%	+5
	Special Immigrant Juvenile Status	SI	6	▲	+200.0%	+4
	Terminate Parental Rights	TP	6	▲	+500.0%	+5
	Initial Foster Care	IF	4	▼	-33.3%	-2
	Relief of Custody	CR	4	▲	+300.0%	+3
	Civil Violation	CI	3	▼	-78.6%	-11
	Emergency Custody Order	EC	2	↔	-	-
	Entrustment	ET	2	▲	+100.0%	+1
	Capias	CA	1	▲	-	+1
	Child at Risk	RI	1	▲	-	+1
	Emancipation	EP	1	▲	-	+1
	Other	OT	1	▲	-	+1
	Temporary Detention Order	TD	1	▼	-87.5%	-7
	Juvenile Support	JS	0	▼	-100.0%	-1
	Qualified Residential Treatment	QR	0	▼	-100.0%	-2
	Restoration of Parental Rights	RR	0	▼	-100.0%	-1
	Voluntary Continuing Services and Support Agree	VA	0	▼	-100.0%	-1
		Total		872	▼	-10.8%
	GRAND TOTAL		1,596	▼	-9.6%	-170

* Compared to same time period as previous year
 8/19/2024 3:39:14PM

** Case Type Categories are defined in the 2017 Virginia Judicial Workload Assessment
 Source: SCV-SQL-Information

Filings by Major Case Category**

Category	Summary	Change	% Change	Absolute Change
Adult Criminal	347	▼	-18.0%	-76
Child Dependency	67	▲	+52.3%	+23
Child in Need of Services/Supervision	54	▲	-3.6%	-2
Custody and Visitation	539	▼	-12.5%	-77
Delinquency	112	▲	-17.6%	-24
Juvenile Miscellaneous	26	▲	-33.3%	-13
New to Workload Study	9	▲	-43.8%	-7
Other	135	▲	-16.1%	-26
Protective Orders	83	▲		0
Support	198	▲	+21.5%	+35
Traffic	26	▼	-10.3%	-3
GRAND TOTAL	1,596	▼	-9.6%	-170

* Compared to same time period as previous year
 8/19/2024 3:39:14PM

** Case Type Categories are defined in the 2017 Virginia Judicial Workload Assessment
 Source: SCV-SQL-Information

2024 Overall GRAND TOTAL		Distribution of Caseload		Change*		Percentage (%) of Caseload			
1,658 +63 3.9% 		Adult	731	44%	8.8% ▲	+59	Adult	42.1%	44.1%
		Juvenile	927	56%	0.4% ▲	+4	Juvenile	57.9%	55.9%
		GRAND TOTAL	1,658	100%	3.9% ▲	+63	GRAND TOTAL	100%	100%

Filings by Division & Code

Division	Case Type Description	Code	Summary	Change	% Change	Absolute Change
Adult	Civil Support	VS	147	▲	+8.1%	+11
	Misdemeanor	CM	146	▲	+36.4%	+39
	Other	OT	110	▲	+25.0%	+22
	Show Cause	SC	106	▼	-11.7%	-14
	Felony	CF	101	▲	+13.5%	+12
	Family Abuse - Protective Order	FP	56	▲	+9.8%	+5
	Capias	CA	33	▼	-19.5%	-8
	Remand Support	RS	13	▼	-31.6%	-6
	Motion - Protective Order	MP	11	▼	-8.3%	-1
	Non-Family Abuse Protective Order	AP	4	▲	+33.3%	+1
	Violation of Protective Order	PV	2	▼	-60.0%	-3
	Bond Forfeiture	BF	1	↔	-	-
	Restricted License for Non-Support	SL	1	▲	-	+1
	Total		731	▲	8.8%	+59
Juvenile	Custody Visitation	CV	409	▼	-23.3%	-124
	Misdemeanor	DM	173	▲	+68.0%	+70
	Status	ST	56	▲	+366.7%	+44
	Permanency Planning	PH	43	▲	+760.0%	+38
	Traffic	T	42	▲	+20.0%	+7
	Truancy	TR	32	▲	+45.5%	+10
	Remand Custody	RC	31	▼	-13.9%	-5
	Remand Visitation	RV	30	▼	-28.6%	-12
	Foster Care Review	FC	18	▲	+20.0%	+3
	Initial Foster Care	IF	14	▼	-39.1%	-9
	Paternity	PT	14	▲	+16.7%	+2
	Show Cause	SC	11	▲	+22.2%	+2
	Terminate Parental Rights	TP	11	▲	+450.0%	+9
	Non-Family Abuse Protective Order	AP	8	▲	+166.7%	+5
	Child In Need of Services	CS	7	▲	+133.3%	+4
	Felony	DF	7	▼	-66.7%	-14
	Abuse and Neglect	AN	6	▼	-72.7%	-16
	Temporary Detention Order	TD	4	▲	+33.3%	+1
	Emergency Custody Order	EC	3	▲	+50.0%	+1
	Special Immigrant Juvenile Status	SI	3	▲	+50.0%	+1
	Civil Violation	CI	2	▼	-71.4%	-5
	Capias	CA	1	▲	-	+1
	Motion - Protective Order	MP	1	▼	-83.3%	-5
	Voluntary Continuing Services and Support Agreem	VA	1	▼	-50.0%	-1
	Child at Risk	RI	0	▼	-100.0%	-1
	Qualified Residential Treatment	QR	0	▼	-100.0%	-1
	Relief of Custody	CR	0	▼	-100.0%	-1
		Total		927	▲	0.4%
GRAND TOTAL			1,658	▲	3.9%	+63

Filings by Major Case Category**

Category	Summary	Change	% Change	Absolute Change
Adult Criminal	337	▼	+5.0%	+16
Child Dependency	93	▲	+29.2%	+21
Child in Need of Services/Supervision	39	▲	+56.0%	+14

* Compared to same time period as previous year
 8/19/2024 3:39:14PM

** Case Type Categories are defined in the 2017 Virginia Judicial Workload Assessment
 Source: SCV-SQL-Information

CPSS - JCMS CASELOAD STATISTICS OF THE JUVENILE & DOMESTIC RELATIONS DISTRICT COURTS
 January 2024 thru July 2024 Filings (Compared to January 2023 thru July 2023)

Custody and Visitation	423	▼	-22.4%	-122
Delinquency	192	▲	+44.4%	+59
Juvenile Miscellaneous	56	▲	+366.7%	+44
New to Workload Study	5	▼	-44.4%	-4
Other	191	▲	+0.5%	+1
Protective Orders	80	▲	+6.7%	+5
Support	200	▲	+12.4%	+22
Traffic	42	▲	+20.0%	+7
GRAND TOTAL	1,658	▲	3.9%	+63

2024 Overall GRAND TOTAL		Distribution of Caseload		Change*		Percentage (%) of Caseload		
1,297	-28 -2.1%	Adult	617 48%	6.4% ▲	+37	Adult	43.8%	47.6%
2024		Juvenile	680 52%	-8.7% ▼	-65	Juvenile	56.2%	52.4%
2023		GRAND TOTAL	1,297 100%	-2.1% ▼	-28	GRAND TOTAL	100%	100%

Filings by Division & Code

Division	Case Type Description	Code	Summary	Change	% Change	Absolute Change	
Adult	Misdemeanor	CM	163	▲	+14.0%	+20	
	Other	OT	119	▲	+12.3%	+13	
	Show Cause	SC	100	▲	+7.5%	+7	
	Civil Support	VS	99	▲	+20.7%	+17	
	Felony	CF	41	▲	+17.1%	+6	
	Capias	CA	31	▼	-22.5%	-9	
	Family Abuse - Protective Order	FP	30	▼	-33.3%	-15	
	Protective Order	PC	11	▼	-26.7%	-4	
	Violation of Protective Order	PV	9	▲	+28.6%	+2	
	Motion - Protective Order	MP	7	▲	+40.0%	+2	
	Remand Support	RS	6	▲	+100.0%	+3	
	Non-Family Abuse Protective Order	AP	1	▼	-80.0%	-4	
	Violation Family Abuse Protective Order	PS	0	▼	-100.0%	-1	
		Total		617	▲	6.4%	+37
Juvenile	Custody Visitation	CV	316	▼	-19.2%	-75	
	Misdemeanor	DM	121	▲	+44.0%	+37	
	Abuse and Neglect	AN	31	▲	+3.3%	+1	
	Traffic	T	31	▼	-24.4%	-10	
	Status	ST	24	▲	+60.0%	+9	
	Felony	DF	18	▲	+5.9%	+1	
	Foster Care Review	FC	16	▲	+23.1%	+3	
	Permanency Planning	PH	16	▲	+60.0%	+6	
	Truancy	TR	15	▼	-21.1%	-4	
	Civil Violation	CI	12	▲	+200.0%	+8	
	Special Immigrant Juvenile Status	SI	11	▼	-35.3%	-6	
	Paternity	PT	8	▼	-78.9%	-30	
	Remand Custody	RC	8	▲	+166.7%	+5	
	Remand Visitation	RV	8	▲	+166.7%	+5	
	Terminate Parental Rights	TP	8	▼	-33.3%	-4	
	Motion - Protective Order	MP	7	▼	-41.7%	-5	
	Temporary Detention Order	TD	7	▼	-30.0%	-3	
	Emergency Custody Order	EC	6	▲	+20.0%	+1	
	Initial Foster Care	IF	6	▼	-40.0%	-4	
	Show Cause	SC	4	▲	-	+4	
	Non-Family Abuse Protective Order	AP	2	▼	-71.4%	-5	
	Other	OT	2	▲	+100.0%	+1	
	Voluntary Continuing Services and Support Agree	VA	2	▲	+100.0%	+1	
	Child In Need of Services	CS	1	▲	-	+1	
	Entrustment	ET	0	▼	-100.0%	-2	
		Total		680	▼	-8.7%	-65
	GRAND TOTAL			1,297	▼	-2.1%	-28

Filings by Major Case Category**

Category	Summary	Change	% Change	Absolute Change
Adult Criminal	315	▼	-0.3%	-1
Child Dependency	79	▲	+1.3%	+1
Child in Need of Services/Supervision	16	▲	-15.8%	-3
Custody and Visitation	324	▼	-24.5%	-105
Delinquency	143	▲	+41.6%	+42

* Compared to same time period as previous year
 8/19/2024 3:39:14PM

** Case Type Categories are defined in the 2017 Virginia Judicial Workload Assessment
 Source: SCV-SQL-Information

Juvenile Miscellaneous	24	▲	+60.0%	+9
New to Workload Study	23	▲	+9.5%	+2
Other	156	▲	+19.1%	+25
Protective Orders	47	▼	-36.5%	-27
Support	139	▲	+39.0%	+39
Traffic	31	▼	-24.4%	-10
GRAND TOTAL	1,297	▼	-2.1%	-28

2024 Overall GRAND TOTAL		Distribution of Caseload		Change*		Percentage (%) of Caseload		
156 +25 19.1% 	Adult	77	49%	1.3% ▲	+1	Adult	2023	2024
	Juvenile	79	51%	43.6% ▲	+24	Juvenile	58.0%	49.4%
GRAND TOTAL		156	100%	19.1% ▲	+25	GRAND TOTAL	100%	100%

Filings by Division & Code

Division	Case Type Description	Code	Summary	Change	% Change	Absolute Change
Adult	Misdemeanor	CM	27	▲	+50.0%	+9
	Civil Support	VS	13	▲	+18.2%	+2
	Felony	CF	12	▼	-14.3%	-2
	Other	OT	9	▼	-35.7%	-5
	Show Cause	SC	8	▲	+33.3%	+2
	Family Abuse - Protective Order	FP	5	▼	-58.3%	-7
	Bond Forfeiture	BF	1	▲	-	+1
	Capias	CA	1	↔	-	-
	Restricted License for Non-Support	SL	1	▲	-	+1
	Total			77	▲	1.3%
Juvenile	Custody Visitation	CV	54	▲	+38.5%	+15
	Status	ST	7	▲	-	+7
	Misdemeanor	DM	5	▲	+66.7%	+2
	Motion - Protective Order	MP	4	▲	-	+4
	Abuse and Neglect	AN	2	▲	+100.0%	+1
	Traffic	T	2	▼	-77.8%	-7
	Voluntary Continuing Services and Support Agree	VA	2	▲	-	+2
	Foster Care Review	FC	1	↔	-	-
	Permanency Planning	PH	1	▲	-	+1
	Show Cause	SC	1	▲	-	+1
	Felony	DF	0	▼	-100.0%	-1
	Qualified Residential Treatment	QR	0	▼	-100.0%	-1
	Total			79	▲	43.6%
GRAND TOTAL			156	▲	19.1%	+25

Filings by Major Case Category**

Category	Summary	Change	% Change	Absolute Change	
Adult Criminal	46	▲	+31.4%	+11	
Child Dependency	6	▲	+100.0%	+3	
Child in Need of Services/Supervision	1	▲	-	+1	
Custody and Visitation	54	▲	+38.5%	+15	
Delinquency	5	▼	+25.0%	+1	
Juvenile Miscellaneous	7	▲	-	+7	
Other	9	▼	-35.7%	-5	
Protective Orders	9	▲	-25.0%	-3	
Support	17	▲	+13.3%	+2	
Traffic	2	▼	-77.8%	-7	
GRAND TOTAL		156	▲	19.1%	+25

2024 Overall GRAND TOTAL		Distribution of Caseload		Change*		Percentage (%) of Caseload		
979	-187 -16.0%	Adult	414 42%	-22.9% ▼	-123	Adult	46.1%	42.3%
2024		Juvenile	565 58%	-10.2% ▼	-64	Juvenile	53.9%	57.7%
2023		GRAND TOTAL	979 100%	-16.0% ▼	-187	GRAND TOTAL	100%	100%

Filings by Division & Code

Division	Case Type Description	Code	Summary	Change	% Change	Absolute Change	
Adult	Show Cause	SC	89	▲	-5.3%	-5	
	Other	OT	82	▼	-25.5%	-28	
	Misdemeanor	CM	78	▼	-31.0%	-35	
	Civil Support	VS	56	▼	-21.1%	-15	
	Family Abuse - Protective Order	FP	38	▼	-33.3%	-19	
	Felony	CF	37	▲	+76.2%	+16	
	Capias	CA	28	▼	-31.7%	-13	
	Non-Family Abuse Protective Order	AP	2	▼	-50.0%	-2	
	Violation of Protective Order	PV	2	▼	-80.0%	-8	
	Motion - Protective Order	MP	1	▼	-80.0%	-4	
	Remand Support	RS	1	▼	-90.9%	-10	
		Total		414	▼	-22.9%	-123
Juvenile	Custody Visitation	CV	350	▼	-2.0%	-7	
	Misdemeanor	DM	34	▲	+13.3%	+4	
	Traffic	T	33	▼	-32.7%	-16	
	Abuse and Neglect	AN	31	▲	+342.9%	+24	
	Status	ST	19	▼	-44.1%	-15	
	Motion - Protective Order	MP	16	↔	-	-	
	Foster Care Review	FC	14	▼	-17.6%	-3	
	Permanency Planning	PH	14	▼	-51.7%	-15	
	Initial Foster Care	IF	10	▲	+100.0%	+5	
	Paternity	PT	10	▲	+25.0%	+2	
	Relief of Custody	CR	6	▲	+50.0%	+2	
	Truancy	TR	6	▲	+50.0%	+2	
	Felony	DF	5	▼	-16.7%	-1	
	Remand Custody	RC	4	▼	-77.8%	-14	
	Remand Visitation	RV	4	▼	-77.8%	-14	
	Voluntary Continuing Services and Support Agree	VA	4	▲	+33.3%	+1	
	Terminate Parental Rights	TP	2	↔	-	-	
	Emergency Custody Order	EC	1	▲	-	+1	
	Other	OT	1	▲	-	+1	
	Temporary Detention Order	TD	1	▼	-83.3%	-5	
	Capias	CA	0	▼	-100.0%	-1	
	Child In Need of Services	CS	0	▼	-100.0%	-1	
	Civil Violation	CI	0	▼	-100.0%	-1	
	Emancipation	EP	0	▼	-100.0%	-1	
	Entrustment	ET	0	▼	-100.0%	-3	
	Non-Family Abuse Protective Order	AP	0	▼	-100.0%	-1	
	Qualified Residential Treatment	QR	0	▼	-100.0%	-6	
	Show Cause	SC	0	▼	-100.0%	-2	
		Total		565	▼	-10.2%	-64
	GRAND TOTAL			979	▼	-16.0%	-187

Filings by Major Case Category**

Category	Summary	Change	% Change	Absolute Change
Adult Criminal	196	▼	-25.8%	-68
Child Dependency	81	▲	+6.6%	+5
Child in Need of Services/Supervision	6	▼	+20.0%	+1
Custody and Visitation	360	▲	-1.4%	-5

* Compared to same time period as previous year
 8/19/2024 3:39:14PM

** Case Type Categories are defined in the 2017 Virginia Judicial Workload Assessment
 Source: SCV-SQL-Information

Delinquency	39	▼		0
Juvenile Miscellaneous	19	▼	-45.7%	-16
New to Workload Study	0	▼	-100.0%	-1
Other	94	▲	-42.3%	-69
Protective Orders	57	▼	-31.3%	-26
Support	94	▲	+9.3%	+8
Traffic	33	▼	-32.7%	-16
GRAND TOTAL	979	▼	-16.0%	-187

2024 Overall GRAND TOTAL		Distribution of Caseload		Change*		Percentage (%) of Caseload			
	453	Adult	187	41%	38.5% ▲	+52	Adult	36.8%	41.3%
		Juvenile	266	59%	14.7% ▲	+34	Juvenile	63.2%	58.7%
		GRAND TOTAL	453	100%	23.4% ▲	+86	GRAND TOTAL	100%	100%

Filings by Division & Code

Division	Case Type Description	Code	Summary	Change	% Change	Absolute Change	
Adult	Misdemeanor	CM	41	▲	+64.0%	+16	
	Other	OT	39	▲	+34.5%	+10	
	Civil Support	VS	36	▲	+50.0%	+12	
	Show Cause	SC	26	▲	+8.3%	+2	
	Family Abuse - Protective Order	FP	16	↔		-	
	Felony	CF	14	▲	+250.0%	+10	
	Motion - Protective Order	MP	8	▲	+14.3%	+1	
	Remand Support	RS	7	▲	+600.0%	+6	
	Capias	CA	0	▼	-100.0%	-2	
	Non-Family Abuse Protective Order	AP	0	▼	-100.0%	-3	
		Total		187	▲	38.5%	+52
Juvenile	Custody Visitation	CV	123	▲	+3.4%	+4	
	Traffic	T	29	▲	+52.6%	+10	
	Remand Custody	RC	16	▲	+1,500.0%	+15	
	Remand Visitation	RV	16	▲	+1,500.0%	+15	
	Motion - Protective Order	MP	14	▲	+100.0%	+7	
	Felony	DF	12	▲	+1,100.0%	+11	
	Abuse and Neglect	AN	11	▼	-35.3%	-6	
	Terminate Parental Rights	TP	10	▲	+400.0%	+8	
	Misdemeanor	DM	8	▼	-55.6%	-10	
	Permanency Planning	PH	6	▲	+20.0%	+1	
	Foster Care Review	FC	4	▼	-66.7%	-8	
	Status	ST	4	▼	-33.3%	-2	
	Temporary Detention Order	TD	4	▲	+33.3%	+1	
	Emergency Custody Order	EC	3	▲	-	+3	
	Initial Foster Care	IF	2	▼	-60.0%	-3	
	Paternity	PT	2	▲	+100.0%	+1	
	Entrustment	ET	1	▲	-	+1	
	Non-Family Abuse Protective Order	AP	1	↔		-	
	Civil Violation	CI	0	▼	-100.0%	-5	
	Emancipation	EP	0	▼	-100.0%	-1	
	Other	OT	0	▼	-100.0%	-1	
	Qualified Residential Treatment	QR	0	▼	-100.0%	-1	
	Show Cause	SC	0	▼	-100.0%	-1	
	Truancy	TR	0	▼	-100.0%	-2	
	Voluntary Continuing Services and Support Agreem	VA	0	▼	-100.0%	-3	
		Total		266	▲	14.7%	+34
	GRAND TOTAL			453	▲	23.4%	+86

Filings by Major Case Category**

Category	Summary	Change	% Change	Absolute Change
Adult Criminal	64	▲	+33.3%	+16
Child Dependency	34	▲	-24.4%	-11
Child in Need of Services/Supervision	0	▼	-100.0%	-2
Custody and Visitation	125	▲	+4.2%	+5
Delinquency	20	▲		0
Juvenile Miscellaneous	4	▼	-42.9%	-3
New to Workload Study	0	▼	-100.0%	-5

* Compared to same time period as previous year
 8/19/2024 3:39:14PM

** Case Type Categories are defined in the 2017 Virginia Judicial Workload Assessment
 Source: SCV-SQL-Information

CPSS - JCMS CASELOAD STATISTICS OF THE JUVENILE & DOMESTIC RELATIONS DISTRICT COURTS
 January 2024 thru July 2024 Filings (Compared to January 2023 thru July 2023)

Other	85	▲	+136.1%	+49
Protective Orders	39	▲	+14.7%	+5
Support	53	▲	+71.0%	+22
Traffic	29	▲	+52.6%	+10
GRAND TOTAL	453	▲	23.4%	+86

2024 Overall GRAND TOTAL		Distribution of Caseload		Change*		Percentage (%) of Caseload			
400 -39 -8.9% 	Adult	170	43%	-22.7%	▼	-50	Adult	50.1%	42.5%
	Juvenile	230	58%	5.0%	▲	+11	Juvenile	49.9%	57.5%
GRAND TOTAL		400	100%	-8.9%	▼	-39	GRAND TOTAL	100%	100%

Filings by Division & Code

Division	Case Type Description	Code	Summary	Change	% Change	Absolute Change
Adult	Other	OT	47	▲	+4.4%	+2
	Misdemeanor	CM	34	▼	-50.0%	-34
	Show Cause	SC	28	▼	-17.6%	-6
	Civil Support	VS	24	▲	+9.1%	+2
	Felony	CF	16	▲	+6.7%	+1
	Family Abuse - Protective Order	FP	8	▼	-27.3%	-3
	Capias	CA	4	▼	-71.4%	-10
	Violation of Protective Order	PV	4	▲	+33.3%	+1
	Emergency Custody Order	EC	2	▲	-	+2
	Motion - Protective Order	MP	2	▼	-75.0%	-6
	Protective Order	PC	1	▲	-	+1
Total			170	▼	-22.7%	-50
Juvenile	Custody Visitation	CV	93	↔	-	-
	Permanency Planning	PH	25	▲	+108.3%	+13
	Abuse and Neglect	AN	20	▲	+53.8%	+7
	Terminate Parental Rights	TP	20	▲	+100.0%	+10
	Misdemeanor	DM	19	▲	+11.8%	+2
	Traffic	T	11	▼	-54.2%	-13
	Motion - Protective Order	MP	9	▲	+12.5%	+1
	Foster Care Review	FC	6	▼	-62.5%	-10
	Initial Foster Care	IF	6	▼	-25.0%	-2
	Temporary Detention Order	TD	4	▲	+300.0%	+3
	Voluntary Continuing Services and Support Agreem	VA	4	▲	+300.0%	+3
	Child In Need of Services	CS	3	▲	-	+3
	Paternity	PT	3	▲	+50.0%	+1
	Felony	DF	2	▲	+100.0%	+1
	Non-Family Abuse Protective Order	AP	2	▲	-	+2
	Emergency Custody Order	EC	1	▲	-	+1
	Relief of Custody	CR	1	↔	-	-
	Truancy	TR	1	▼	-50.0%	-1
	Civil Violation	CI	0	▼	-100.0%	-3
	Emancipation	EP	0	▼	-100.0%	-1
	Qualified Residential Treatment	QR	0	▼	-100.0%	-2
Show Cause	SC	0	▼	-100.0%	-2	
Status	ST	0	▼	-100.0%	-2	
Total			230	▲	5.0%	+11
GRAND TOTAL			400	▼	-8.9%	-39

Filings by Major Case Category**

Category	Summary	Change	% Change	Absolute Change
Adult Criminal	72	▲	-41.0%	-50
Child Dependency	82	▲	+30.2%	+19
Child in Need of Services/Supervision	4	▲	+100.0%	+2
Custody and Visitation	96	▲	+1.1%	+1
Delinquency	21	▲	+5.0%	+1
Juvenile Miscellaneous	0	▼	-100.0%	-3
New to Workload Study	0	▼	-100.0%	-3
Other	54	▲	+17.4%	+8

* Compared to same time period as previous year
 8/19/2024 3:39:14PM

** Case Type Categories are defined in the 2017 Virginia Judicial Workload Assessment
 Source: SCV-SQL-Information

CPSS - JCMS CASELOAD STATISTICS OF THE JUVENILE & DOMESTIC RELATIONS DISTRICT COURTS
 January 2024 thru July 2024 Filings (Compared to January 2023 thru July 2023)

Protective Orders	21	▲	-22.2%	-6
Support	39	▲	+14.7%	+5
Traffic	11	▼	-54.2%	-13
GRAND TOTAL	400	▼	-8.9%	-39

2024 Overall GRAND TOTAL		Distribution of Caseload		Change*		Percentage (%) of Caseload		
819	+131 19.0%	Adult	321 39%	21.6% ▲	+57	Adult	38.4%	39.2%
2024		Juvenile	498 61%	17.5% ▲	+74	Juvenile	61.6%	60.8%
2023		GRAND TOTAL	819 100%	19.0% ▲	+131	GRAND TOTAL	100%	100%

Filings by Division & Code

Division	Case Type Description	Code	Summary	Change	% Change	Absolute Change	
Adult	Show Cause	SC	84	▲	+121.1%	+46	
	Civil Support	VS	69	▲	+46.8%	+22	
	Misdemeanor	CM	54	▲	+8.0%	+4	
	Other	OT	39	▲	-2.5%	-1	
	Family Abuse - Protective Order	FP	32	↔		-	
	Capias	CA	17	▲	+41.7%	+5	
	Felony	CF	12	▼	-14.3%	-2	
	Motion - Protective Order	MP	5	▼	-58.3%	-7	
	Violation of Protective Order	PV	5	▼	-58.3%	-7	
	Non-Family Abuse Protective Order	AP	2	▲	+100.0%	+1	
	Remand Support	RS	2	▼	-60.0%	-3	
	Violation Family Abuse Protective Order	PS	0	▼	-100.0%	-1	
	Total			321	▲	21.6%	+57
Juvenile	Custody Visitation	CV	343	▲	+14.3%	+43	
	Motion - Protective Order	MP	25	▲	+733.3%	+22	
	Misdemeanor	DM	17	▲	+30.8%	+4	
	Felony	DF	13	▲	+62.5%	+5	
	Traffic	T	13	▼	-18.8%	-3	
	Permanency Planning	PH	12	▲	+33.3%	+3	
	Remand Custody	RC	11	▲	+10.0%	+1	
	Remand Visitation	RV	10	▼	-9.1%	-1	
	Relief of Custody	CR	7	▲	+600.0%	+6	
	Foster Care Review	FC	6	▼	-53.8%	-7	
	Temporary Detention Order	TD	6	▲	+200.0%	+4	
	Terminate Parental Rights	TP	6	▲	+100.0%	+3	
	Abuse and Neglect	AN	4	▼	-42.9%	-3	
	Initial Foster Care	IF	4	▼	-42.9%	-3	
	Non-Family Abuse Protective Order	AP	4	▲	+300.0%	+3	
	Paternity	PT	4	▼	-42.9%	-3	
	Truancy	TR	4	▲	+33.3%	+1	
	Child In Need of Services	CS	3	▲	+200.0%	+2	
	Other	OT	3	▲	-	+3	
	Entrustment	ET	2	▲	+100.0%	+1	
	Voluntary Continuing Services and Support Agreen	VA	1	↔		-	
	Emergency Custody Order	EC	0	▼	-100.0%	-1	
	Qualified Residential Treatment	QR	0	▼	-100.0%	-3	
	Show Cause	SC	0	▼	-100.0%	-1	
	Status	ST	0	▼	-100.0%	-2	
	Total			498	▲	17.5%	+74
	GRAND TOTAL			819	▲	19.0%	+131

Filings by Major Case Category**

Category	Summary	Change	% Change	Absolute Change
Adult Criminal	135	▲	+28.6%	+30
Child Dependency	42	▲	-6.7%	-3
Child in Need of Services/Supervision	7	▲	+75.0%	+3
Custody and Visitation	347	▼	+13.0%	+40
Delinquency	30	▼	+36.4%	+8

* Compared to same time period as previous year
 8/19/2024 3:39:14PM

** Case Type Categories are defined in the 2017 Virginia Judicial Workload Assessment
 Source: SCV-SQL-Information

CPSS - JCMS CASELOAD STATISTICS OF THE JUVENILE & DOMESTIC RELATIONS DISTRICT COURTS
 January 2024 thru July 2024 Filings (Compared to January 2023 thru July 2023)

Juvenile Miscellaneous	1	▲	-50.0%	-1
Other	70	▲	+1.4%	+1
Protective Orders	68	▲	+38.8%	+19
Support	106	▲	+53.6%	+37
Traffic	13	▼	-18.8%	-3
GRAND TOTAL	819	▲	19.0%	+131

2024 Overall GRAND TOTAL		Distribution of Caseload		Change*		Percentage (%) of Caseload			
555 +128 30.0% 	2024 2023	Adult	248	45%	7.4% ▲	+17	Adult	54.1%	44.7%
		Juvenile	307	55%	56.6% ▲	+111	Juvenile	45.9%	55.3%
GRAND TOTAL		555	100%	30.0% ▲	+128	GRAND TOTAL	100%	100%	

Filings by Division & Code

Division	Case Type Description	Code	Summary	Change	% Change	Absolute Change	
Adult	Misdemeanor	CM	59	▼	-6.3%	-4	
	Civil Support	VS	48	▲	+14.3%	+6	
	Other	OT	43	▲	+207.1%	+29	
	Show Cause	SC	40	▲	+33.3%	+10	
	Capias	CA	19	▼	+58.3%	+7	
	Family Abuse - Protective Order	FP	18	▼	-66.0%	-35	
	Felony	CF	15	▲	+150.0%	+9	
	Motion - Protective Order	MP	2	▼	-50.0%	-2	
	Remand Support	RS	2	▲	+100.0%	+1	
	Violation Family Abuse Protective Order	PS	1	▲	-	+1	
	Violation of Protective Order	PV	1	↔	-	-	
	Bond Forfeiture	BF	0	▼	-100.0%	-1	
	Non-Family Abuse Protective Order	AP	0	▼	-100.0%	-3	
	Protective Order	PC	0	▼	-100.0%	-1	
	Total		248	▲	7.4%	+17	
Juvenile	Custody Visitation	CV	214	▲	+103.8%	+109	
	Misdemeanor	DM	12	▼	-42.9%	-9	
	Initial Foster Care	IF	11	▲	+83.3%	+5	
	Foster Care Review	FC	9	▲	+50.0%	+3	
	Traffic	T	9	▼	-25.0%	-3	
	Felony	DF	8	▲	+100.0%	+4	
	Permanency Planning	PH	8	▼	-11.1%	-1	
	Motion - Protective Order	MP	7	▲	-	+7	
	Abuse and Neglect	AN	6	▼	-45.5%	-5	
	Paternity	PT	5	▲	+66.7%	+2	
	Child In Need of Services	CS	3	▲	+200.0%	+2	
	Civil Violation	CI	3	▲	+50.0%	+1	
	Terminate Parental Rights	TP	3	▼	-50.0%	-3	
	Non-Family Abuse Protective Order	AP	2	▲	-	+2	
	Family Abuse - Protective Order	FP	1	▲	-	+1	
	Juvenile Support	JS	1	▲	-	+1	
	Mental Commitment	MC	1	▲	-	+1	
	Relief of Custody	CR	1	↔	-	-	
	Remand Visitation	RV	1	▲	-	+1	
	Status	ST	1	▼	-66.7%	-2	
	Temporary Detention Order	TD	1	↔	-	-	
	Emergency Custody Order	EC	0	▼	-100.0%	-1	
	Remand Custody	RC	0	▼	-100.0%	-3	
	Truancy	TR	0	▼	-100.0%	-1	
		Total		307	▲	56.6%	+111
	GRAND TOTAL			555	▲	30.0%	+128

Filings by Major Case Category**

Category	Summary	Change	% Change	Absolute Change
Adult Criminal	116	▲	+16.0%	+16
Child Dependency	38	▲	-2.6%	-1
Child in Need of Services/Supervision	3	▲	+50.0%	+1
Custody and Visitation	219	▲	+102.8%	+111
Delinquency	20	▲	-20.0%	-5

* Compared to same time period as previous year
 8/19/2024 3:39:14PM

** Case Type Categories are defined in the 2017 Virginia Judicial Workload Assessment
 Source: SCV-SQL-Information

Juvenile Miscellaneous	1	▼	-66.7%	-2
New to Workload Study	3	▲	+50.0%	+1
Other	48	▲	+140.0%	+28
Protective Orders	30	▲	-50.0%	-30
Support	68	▲	+21.4%	+12
Traffic	9	▼	-25.0%	-3
GRAND TOTAL	555	▲	30.0%	+128

2024 Overall GRAND TOTAL		Distribution of Caseload			Change*		Percentage (%) of Caseload		
2,211 +184 9.1% 		Adult	1,172	53%	9.8% ▲	+105	Adult	52.6%	53.0%
		Juvenile	1,039	47%	8.2% ▲	+79	Juvenile	47.4%	47.0%
GRAND TOTAL		2,211	100%		9.1% ▲	+184	GRAND TOTAL	100%	100%

Filings by Division & Code

Division	Case Type Description	Code	Summary	Change	% Change	Absolute Change	
Adult	Misdemeanor	CM	264	▼	-12.3%	-37	
	Other	OT	229	▲	+14.5%	+29	
	Show Cause	SC	195	▲	+37.3%	+53	
	Civil Support	VS	180	▲	+2.9%	+5	
	Felony	CF	149	▲	+58.5%	+55	
	Family Abuse - Protective Order	FP	93	▲	+2.2%	+2	
	Capias	CA	25	▼	-28.6%	-10	
	Motion - Protective Order	MP	13	▲	+8.3%	+1	
	Non-Family Abuse Protective Order	AP	12	▲	+300.0%	+9	
	Remand Support	RS	10	▲	+66.7%	+4	
	Violation of Protective Order	PV	2	▼	-33.3%	-1	
	Restricted License for Non-Support	SL	0	▼	-100.0%	-5	
	Total			1,172	▲	9.8%	+105
Juvenile	Custody Visitation	CV	588	▲	+14.2%	+73	
	Misdemeanor	DM	108	▼	-15.6%	-20	
	Felony	DF	58	▼	-7.9%	-5	
	Traffic	T	53	▲	+17.8%	+8	
	Abuse and Neglect	AN	38	▲	+35.7%	+10	
	Motion - Protective Order	MP	35	▲	+66.7%	+14	
	Remand Custody	RC	35	▲	+94.4%	+17	
	Truancy	TR	18	▼	-5.3%	-1	
	Non-Family Abuse Protective Order	AP	11	▲	+83.3%	+5	
	Civil Violation	CI	10	▲	+42.9%	+3	
	Initial Foster Care	IF	10	▲	+42.9%	+3	
	Temporary Detention Order	TD	10	▼	-47.4%	-9	
	Remand Visitation	RV	8	▲	+60.0%	+3	
	Status	ST	8	▼	-20.0%	-2	
	Child In Need of Services	CS	7	▲	+75.0%	+3	
	Paternity	PT	7	▲	+75.0%	+3	
	Emergency Custody Order	EC	5	▼	-61.5%	-8	
	Foster Care Review	FC	5	▼	-16.7%	-1	
	Permanency Planning	PH	5	▼	-37.5%	-3	
	Other	OT	4	↔		-	
	Show Cause	SC	4	▲	+33.3%	+1	
	Voluntary Continuing Services and Support Agreem	VA	3	↔		-	
	Relief of Custody	CR	2	▼	-33.3%	-1	
	Special Immigrant Juvenile Status	SI	2	↔		-	
	Terminate Parental Rights	TP	2	▼	-87.5%	-14	
	Capias	CA	1	▲	-	+1	
	Emancipation	EP	1	↔		-	
	Juvenile Support	JS	1	▲	-	+1	
	Mental Commitment	MC	0	▼	-100.0%	-2	
	Total			1,039	▲	8.2%	+79
	GRAND TOTAL			2,211	▲	9.1%	+184

Filings by Major Case Category**

Category	Summary	Change	% Change	Absolute Change
Adult Criminal	574	▲	+10.2%	+53
Child Dependency	65	▼	-8.5%	-6

* Compared to same time period as previous year
 8/19/2024 3:39:14PM

** Case Type Categories are defined in the 2017 Virginia Judicial Workload Assessment
 Source: SCV-SQL-Information

Child in Need of Services/Supervision	25	▲	+8.7%	+2
Custody and Visitation	595	▲	+14.6%	+76
Delinquency	171	▲	-11.9%	-23
Juvenile Miscellaneous	9	▼	-18.2%	-2
New to Workload Study	12	▲	+33.3%	+3
Other	301	▲	+12.7%	+34
Protective Orders	164	▲	+23.3%	+31
Support	242	▲	+3.4%	+8
Traffic	53	▲	+17.8%	+8
GRAND TOTAL	2,211	▲	9.1%	+184

2024 Overall GRAND TOTAL		Distribution of Caseload			Change*		Percentage (%) of Caseload		
1,530 -34 -2.2% 	Adult	847	55%	7.6% ▲	+60	Adult	2023	2024	
	Juvenile	683	45%	-12.1% ▼	-94	Juvenile	50.3%	55.4%	
GRAND TOTAL		1,530	100%	-2.2% ▼	-34	GRAND TOTAL	100%	100%	

Filings by Division & Code

Division	Case Type Description	Code	Summary	Change	% Change	Absolute Change	
Adult	Civil Support	VS	167	▲	+16.8%	+24	
	Misdemeanor	CM	163	▲	+10.9%	+16	
	Other	OT	156	▲	-0.6%	-1	
	Show Cause	SC	156	▲	+0.6%	+1	
	Felony	CF	74	▲	+60.9%	+28	
	Family Abuse - Protective Order	FP	72	▲	+16.1%	+10	
	Capias	CA	32	▼	-22.0%	-9	
	Violation of Protective Order	PV	14	▼	-26.3%	-5	
	Motion - Protective Order	MP	10	▼	-23.1%	-3	
	Criminal Support	CS	1	▲	-	+1	
	Non-Family Abuse Protective Order	AP	1	↔	-	-	
	Remand Support	RS	1	▼	-66.7%	-2	
	Total			847	▲	7.6%	+60
Juvenile	Custody Visitation	CV	450	▼	-1.1%	-5	
	Misdemeanor	DM	57	▼	-32.9%	-28	
	Traffic	T	22	▲	+15.8%	+3	
	Truancy	TR	21	▼	-27.6%	-8	
	Child at Risk	RI	20	▲	+25.0%	+4	
	Abuse and Neglect	AN	13	▲	+62.5%	+5	
	Permanency Planning	PH	13	▼	-50.0%	-13	
	Felony	DF	12	▼	-29.4%	-5	
	Motion - Protective Order	MP	12	▼	-20.0%	-3	
	Initial Foster Care	IF	10	▼	-16.7%	-2	
	Voluntary Continuing Services and Support Agreem	VA	9	▲	+800.0%	+8	
	Foster Care Review	FC	8	▼	-60.0%	-12	
	Paternity	PT	8	▼	-11.1%	-1	
	Terminate Parental Rights	TP	7	▼	-12.5%	-1	
	Non-Family Abuse Protective Order	AP	5	▼	-50.0%	-5	
	Temporary Detention Order	TD	4	▼	-60.0%	-6	
	Emergency Custody Order	EC	2	▼	-33.3%	-1	
	Family Abuse - Protective Order	FP	2	↔	-	-	
	Capias	CA	1	▲	-	+1	
	Child In Need of Services	CS	1	▼	-66.7%	-2	
	Civil Violation	CI	1	▼	-66.7%	-2	
	Other	OT	1	▼	-75.0%	-3	
	Relief of Custody	CR	1	▼	-75.0%	-3	
	Remand Custody	RC	1	▼	-66.7%	-2	
	Remand Visitation	RV	1	▼	-66.7%	-2	
	Status	ST	1	▼	-66.7%	-2	
	Emancipation	EP	0	▼	-100.0%	-2	
	Entrustment	ET	0	▼	-100.0%	-2	
	Mental Commitment	MC	0	▼	-100.0%	-1	
	Qualified Residential Treatment	QR	0	▼	-100.0%	-3	
	Show Cause	SC	0	▼	-100.0%	-1	
	Total			683	▼	-12.1%	-94
	GRAND TOTAL			1,530	▼	-2.2%	-34

* Compared to same time period as previous year
 8/19/2024 3:39:14PM

** Case Type Categories are defined in the 2017 Virginia Judicial Workload Assessment
 Source: SCV-SQL-Information

Filings by Major Case Category**

Category	Summary	Change	% Change	Absolute Change
Adult Criminal	369	▼	+0.8%	+3
Child Dependency	81	▲	-19.0%	-19
Child in Need of Services/Supervision	22	▼	-31.3%	-10
Custody and Visitation	458	▼	-1.3%	-6
Delinquency	70	▲	-32.0%	-33
Juvenile Miscellaneous	1	▼	-80.0%	-4
New to Workload Study	1	▼	-66.7%	-2
Other	166	▲	-9.8%	-18
Protective Orders	102	▼	-1.0%	-1
Support	238	▲	+28.6%	+53
Traffic	22	▲	+15.8%	+3
GRAND TOTAL	1,530	▼	-2.2%	-34

* Compared to same time period as previous year
 8/19/2024 3:39:14PM

** Case Type Categories are defined in the 2017 Virginia Judicial Workload Assessment
 Source: SCV-SQL-Information

2024 Overall GRAND TOTAL		Distribution of Caseload		Change*		Percentage (%) of Caseload			
671 +86 14.7% 		Adult	285	42%	25.6% ▲	+58	Adult	38.8%	42.5%
		Juvenile	386	58%	7.8% ▲	+28	Juvenile	61.2%	57.5%
		GRAND TOTAL	671	100%	14.7% ▲	+86	GRAND TOTAL	100%	100%

Filings by Division & Code

Division	Case Type Description	Code	Summary	Change	% Change	Absolute Change	
Adult	Misdemeanor	CM	76	▲	+38.2%	+21	
	Civil Support	VS	57	▲	+21.3%	+10	
	Other	OT	57	▲	+23.9%	+11	
	Show Cause	SC	50	▲	+66.7%	+20	
	Family Abuse - Protective Order	FP	21	↔		-	
	Felony	CF	12	▲	+20.0%	+2	
	Motion - Protective Order	MP	5	▲	+66.7%	+2	
	Remand Support	RS	2	▲	+100.0%	+1	
	Restricted License for Non-Support	SL	2	▲	-	+2	
	Bond Forfeiture	BF	1	▲	-	+1	
	Capias	CA	1	▼	-75.0%	-3	
	Violation of Protective Order	PV	1	▼	-87.5%	-7	
	Non-Family Abuse Protective Order	AP	0	▼	-100.0%	-2	
		Total		285	▲	25.6%	+58
Juvenile	Custody Visitation	CV	257	▲	+16.8%	+37	
	Felony	DF	23	▲	+91.7%	+11	
	Misdemeanor	DM	19	▼	-13.6%	-3	
	Abuse and Neglect	AN	16	▲	+23.1%	+3	
	Motion - Protective Order	MP	10	▼	-9.1%	-1	
	Temporary Detention Order	TD	8	▲	+100.0%	+4	
	Truancy	TR	8	▲	+14.3%	+1	
	Foster Care Review	FC	7	▼	-41.7%	-5	
	Traffic	T	7	▲	+250.0%	+5	
	Initial Foster Care	IF	6	▲	+100.0%	+3	
	Remand Custody	RC	5	▼	-37.5%	-3	
	Paternity	PT	4	▼	-33.3%	-2	
	Emergency Custody Order	EC	3	▲	-	+3	
	Civil Violation	CI	2	▼	-84.6%	-11	
	Permanency Planning	PH	2	▼	-50.0%	-2	
	Relief of Custody	CR	2	▲	+100.0%	+1	
	Terminate Parental Rights	TP	2	▼	-33.3%	-1	
	Entrustment	ET	1	▲	-	+1	
	Non-Family Abuse Protective Order	AP	1	▼	-50.0%	-1	
	Other	OT	1	▲	-	+1	
	Remand Visitation	RV	1	▼	-87.5%	-7	
	Voluntary Continuing Services and Support Agree	VA	1	↔		-	
	Child In Need of Services	CS	0	▼	-100.0%	-3	
	Emancipation	EP	0	▼	-100.0%	-1	
	Special Immigrant Juvenile Status	SI	0	▼	-100.0%	-1	
	Status	ST	0	▼	-100.0%	-1	
		Total		386	▲	7.8%	+28
	GRAND TOTAL			671	▲	14.7%	+86

Filings by Major Case Category**

Category	Summary	Change	% Change	Absolute Change
Adult Criminal	118	▲	+16.8%	+17
Child Dependency	37	▲		0
Child in Need of Services/Supervision	8	▼	-20.0%	-2
Custody and Visitation	261	▼	+15.5%	+35

* Compared to same time period as previous year
 8/19/2024 3:39:14PM

** Case Type Categories are defined in the 2017 Virginia Judicial Workload Assessment
 Source: SCV-SQL-Information

Delinquency	42	▲	+23.5%	+8
Juvenile Miscellaneous	0	▼	-100.0%	-2
New to Workload Study	2	▼	-85.7%	-12
Other	77	▲	+14.9%	+10
Protective Orders	37	▼	-5.1%	-2
Support	82	▲	+54.7%	+29
Traffic	7	▲	+250.0%	+5
GRAND TOTAL	671	▲	14.7%	+86

2024 Overall GRAND TOTAL		Distribution of Caseload			Change*		Percentage (%) of Caseload		
1,364 +31 2.3% 	2024 2023	Adult	664	49%	13.5% ▲	+79	Adult	2023	2024
		Juvenile	700	51%	-6.4% ▼	-48	Juvenile	56.1%	51.3%
GRAND TOTAL		1,364	100%	2.3% ▲	+31	GRAND TOTAL	100%	100%	

Filings by Division & Code

Division	Case Type Description	Code	Summary	Change	% Change	Absolute Change	
Adult	Misdemeanor	CM	170	▲	+12.6%	+19	
	Other	OT	151	▲	+45.2%	+47	
	Civil Support	VS	114	▲	+8.6%	+9	
	Show Cause	SC	96	▼	-14.3%	-16	
	Family Abuse - Protective Order	FP	52	▲	+15.6%	+7	
	Felony	CF	49	▲	+28.9%	+11	
	Violation of Protective Order	PV	11	▲	+57.1%	+4	
	Capias	CA	10	▼	-23.1%	-3	
	Motion - Protective Order	MP	5	▼	-44.4%	-4	
	Remand Support	RS	4	▲	-	+4	
	Non-Family Abuse Protective Order	AP	2	▲	+100.0%	+1	
	Total			664	▲	13.5%	+79
Juvenile	Custody Visitation	CV	387	▼	-20.0%	-97	
	Misdemeanor	DM	68	▲	+44.7%	+21	
	Status	ST	49	▲	+63.3%	+19	
	Abuse and Neglect	AN	37	▲	+23.3%	+7	
	Felony	DF	29	▲	+866.7%	+26	
	Traffic	T	28	▼	-28.2%	-11	
	Foster Care Review	FC	22	↔	-	-	
	Permanency Planning	PH	22	▲	+100.0%	+11	
	Remand Custody	RC	8	▲	+166.7%	+5	
	Terminate Parental Rights	TP	7	▲	-	+7	
	Initial Foster Care	IF	6	▼	-53.8%	-7	
	Paternity	PT	6	▼	-40.0%	-4	
	Temporary Detention Order	TD	5	▼	-16.7%	-1	
	Truancy	TR	5	▼	-72.2%	-13	
	Child In Need of Services	CS	4	▲	+33.3%	+1	
	Motion - Protective Order	MP	4	▲	-	+4	
	Emergency Custody Order	EC	3	▼	-40.0%	-2	
	Non-Family Abuse Protective Order	AP	3	▲	+200.0%	+2	
	Voluntary Continuing Services and Support Agree	VA	2	↔	-	-	
	Family Abuse - Protective Order	FP	1	▲	-	+1	
	Other	OT	1	↔	-	-	
	Relief of Custody	CR	1	▲	-	+1	
	Restoration of Parental Rights	RR	1	▲	-	+1	
	Show Cause	SC	1	▲	-75.0%	-3	
	Child at Risk	RI	0	▼	-100.0%	-8	
	Emancipation	EP	0	▼	-100.0%	-1	
	Entrustment	ET	0	▼	-100.0%	-2	
	Mental Commitment	MC	0	▼	-100.0%	-4	
	Qualified Residential Treatment	QR	0	▼	-100.0%	-1	
	Total			700	▼	-6.4%	-48
	GRAND TOTAL			1,364	▲	2.3%	+31

Filings by Major Case Category**

Category	Summary	Change	% Change	Absolute Change
Adult Criminal	300	▲	+10.7%	+29
Child Dependency	97	▲	+9.0%	+8
Child in Need of Services/Supervision	10	▲	-52.4%	-11

* Compared to same time period as previous year
 8/19/2024 3:39:14PM

** Case Type Categories are defined in the 2017 Virginia Judicial Workload Assessment
 Source: SCV-SQL-Information

CPSS - JCMS CASELOAD STATISTICS OF THE JUVENILE & DOMESTIC RELATIONS DISTRICT COURTS
 January 2024 thru July 2024 Filings (Compared to January 2023 thru July 2023)

Custody and Visitation	393	▼	-20.4%	-101
Delinquency	97	▲	+79.6%	+43
Juvenile Miscellaneous	49	▼	+58.1%	+18
Other	173	▲	+40.7%	+50
Protective Orders	67	▲	+19.6%	+11
Support	150	▼	-3.2%	-5
Traffic	28	▼	-28.2%	-11
GRAND TOTAL	1,364	▲	2.3%	+31

2024 Overall GRAND TOTAL		Distribution of Caseload		Change*		Percentage (%) of Caseload		
1,176	+106 9.9%	Adult	575 49%	5.3% ▲	+29	Adult	2023 51.0%	2024 48.9%
2024		Juvenile	601 51%	14.7% ▲	+77	Juvenile	49.0%	51.1%
2023		GRAND TOTAL	1,176 100%	9.9% ▲	+106	GRAND TOTAL	100%	100%

Filings by Division & Code

Division	Case Type Description	Code	Summary	Change	% Change	Absolute Change	
Adult	Misdemeanor	CM	187	▲	+9.4%	+16	
	Other	OT	98	▼	-19.7%	-24	
	Show Cause	SC	95	▲	+33.8%	+24	
	Civil Support	VS	62	▲	+24.0%	+12	
	Family Abuse - Protective Order	FP	39	▲	+8.3%	+3	
	Capias	CA	36	▲	-12.2%	-5	
	Felony	CF	36	▼	-18.2%	-8	
	Remand Support	RS	14	▲	+100.0%	+7	
	Violation of Protective Order	PV	4	▲	+100.0%	+2	
	Motion - Protective Order	MP	2	▲	+100.0%	+1	
	Protective Order	PC	1	▲	-	+1	
	Violation Family Abuse Protective Order	PS	1	▲	-	+1	
	Non-Family Abuse Protective Order	AP	0	▼	-100.0%	-1	
		Total		575	▲	5.3%	+29
Juvenile	Custody Visitation	CV	260	▲	+6.1%	+15	
	Status	ST	58	▲	+23.4%	+11	
	Misdemeanor	DM	57	▲	+42.5%	+17	
	Felony	DF	34	▲	+277.8%	+25	
	Traffic	T	32	▲	+45.5%	+10	
	Foster Care Review	FC	30	▼	-14.3%	-5	
	Remand Custody	RC	28	▲	+250.0%	+20	
	Remand Visitation	RV	28	▲	+250.0%	+20	
	Permanency Planning	PH	24	▼	-20.0%	-6	
	Initial Foster Care	IF	11	▲	+22.2%	+2	
	Paternity	PT	10	▼	-54.5%	-12	
	Abuse and Neglect	AN	7	▼	-46.2%	-6	
	Voluntary Continuing Services and Support Agree	VA	6	▲	+20.0%	+1	
	Truancy	TR	5	▼	-16.7%	-1	
	Civil Violation	CI	2	▲	+100.0%	+1	
	Non-Family Abuse Protective Order	AP	2	↔	-	-	
	Terminate Parental Rights	TP	2	▼	-81.8%	-9	
	Capias	CA	1	▲	-	+1	
	Child at Risk	RI	1	▲	-	+1	
	Child In Need of Services	CS	1	▼	-50.0%	-1	
	Entrustment	ET	1	▲	-	+1	
	Other	OT	1	▼	-50.0%	-1	
	Family Abuse - Protective Order	FP	0	▼	-100.0%	-5	
	Qualified Residential Treatment	QR	0	▼	-100.0%	-2	
		Total		601	▲	14.7%	+77
	GRAND TOTAL			1,176	▲	9.9%	+106

Filings by Major Case Category**

Category	Summary	Change	% Change	Absolute Change
Adult Criminal	305	▲	-3.8%	-12
Child Dependency	82	▲	-21.9%	-23
Child in Need of Services/Supervision	6	▼	-25.0%	-2
Custody and Visitation	270	▼	+1.1%	+3
Delinquency	92	▲	+87.8%	+43

* Compared to same time period as previous year
 8/19/2024 3:39:14PM

** Case Type Categories are defined in the 2017 Virginia Judicial Workload Assessment
 Source: SCV-SQL-Information

CPSS - JCMS CASELOAD STATISTICS OF THE JUVENILE & DOMESTIC RELATIONS DISTRICT COURTS
 January 2024 thru July 2024 Filings (Compared to January 2023 thru July 2023)

Juvenile Miscellaneous	58	▲	+23.4%	+11
New to Workload Study	2	▲	+100.0%	+1
Other	169	▲	+15.0%	+22
Protective Orders	43	▼	-4.4%	-2
Support	117	▲	+88.7%	+55
Traffic	32	▲	+45.5%	+10
GRAND TOTAL	1,176	▲	9.9%	+106

2024 Overall GRAND TOTAL		Distribution of Caseload			Change*		Percentage (%) of Caseload		
1,975 +108 5.8% 	Adult	1,036	52%	24.5% ▲	+204	Adult	2023	2024	
	Juvenile	939	48%	-9.3% ▼	-96	Juvenile	44.6%	52.5%	
	GRAND TOTAL	1,975	100%	5.8% ▲	+108	GRAND TOTAL	100%	100%	

Filings by Division & Code

Division	Case Type Description	Code	Summary	Change	% Change	Absolute Change
Adult	Show Cause	SC	324	▲	+90.6%	+154
	Misdemeanor	CM	208	▲	+18.2%	+32
	Other	OT	163	▲	+12.4%	+18
	Civil Support	VS	129	▲	+10.3%	+12
	Capias	CA	97	▲	+36.6%	+26
	Family Abuse - Protective Order	FP	44	▼	-36.2%	-25
	Felony	CF	41	▼	-10.9%	-5
	Remand Support	RS	18	▲	+5.9%	+1
	Motion - Protective Order	MP	6	▼	-53.8%	-7
	Violation of Protective Order	PV	5	▼	-16.7%	-1
	Non-Family Abuse Protective Order	AP	1	▼	-50.0%	-1
	Total		1,036	▲	24.5%	+204
Juvenile	Custody Visitation	CV	482	▼	-18.7%	-111
	Status	ST	103	▲	+4.0%	+4
	Misdemeanor	DM	96	▲	+26.3%	+20
	Permanency Planning	PH	34	▲	+466.7%	+28
	Traffic	T	32	▲	+88.2%	+15
	Remand Custody	RC	27	↔		-
	Remand Visitation	RV	27	↔		-
	Paternity	PT	26	▲	+23.8%	+5
	Felony	DF	25	▲	+108.3%	+13
	Foster Care Review	FC	23	▼	-30.3%	-10
	Motion - Protective Order	MP	23	▼	-36.1%	-13
	Show Cause	SC	8	▲	+100.0%	+4
	Temporary Detention Order	TD	8	▲	+60.0%	+3
	Abuse and Neglect	AN	7	▼	-80.6%	-29
	Terminate Parental Rights	TP	5	↔		-
	Truancy	TR	5	▼	-16.7%	-1
	Emergency Custody Order	EC	2	↔		-
	Non-Family Abuse Protective Order	AP	2	▼	-50.0%	-2
	Relief of Custody	CR	2	▼	-33.3%	-1
	Child In Need of Services	CS	1	↔		-
	Initial Foster Care	IF	1	▼	-92.9%	-13
	Entrustment	ET	0	▼	-100.0%	-2
	Family Abuse - Protective Order	FP	0	▼	-100.0%	-3
	Mental Commitment	MC	0	▼	-100.0%	-1
	Other	OT	0	▼	-100.0%	-1
	Qualified Residential Treatment	QR	0	▼	-100.0%	-1
		Total		939	▼	-9.3%
GRAND TOTAL			1,975	▲	5.8%	+108

Filings by Major Case Category**

Category	Summary	Change	% Change	Absolute Change
Adult Criminal	619	▲	+47.7%	+200
Child Dependency	72	▲	-28.0%	-28
Child in Need of Services/Supervision	6	▼	-14.3%	-1
Custody and Visitation	508	▲	-17.3%	-106
Delinquency	129	▲	+40.2%	+37

* Compared to same time period as previous year
 8/19/2024 3:39:14PM

** Case Type Categories are defined in the 2017 Virginia Judicial Workload Assessment
 Source: SCV-SQL-Information

CPSS - JCMS CASELOAD STATISTICS OF THE JUVENILE & DOMESTIC RELATIONS DISTRICT COURTS
 January 2024 thru July 2024 Filings (Compared to January 2023 thru July 2023)

Juvenile Miscellaneous	103	▲	+4.0%	+4
Other	245	▲	+8.9%	+20
Protective Orders	76	▼	-40.2%	-51
Support	185	▲	+10.8%	+18
Traffic	32	▲	+88.2%	+15
GRAND TOTAL	1,975	▲	5.8%	+108

2024 Overall GRAND TOTAL		Distribution of Caseload			Change*		Percentage (%) of Caseload		
1,973 -12 -0.6% 	Adult Juvenile GRAND TOTAL	978	50%	0.2% ▲	+2	49.2%	49.6%		
		995	50%	-1.4% ▼	-14	50.8%	50.4%		
		1,973	100%	-0.6% ▼	-12	100%	100%		

Filings by Division & Code

Division	Case Type Description	Code	Summary	Change	% Change	Absolute Change	
Adult	Misdemeanor	CM	263	▲	+10.0%	+24	
	Other	OT	184	▲	-16.4%	-36	
	Felony	CF	144	▲	+19.0%	+23	
	Civil Support	VS	112	▲	+7.7%	+8	
	Show Cause	SC	84	▲	-6.7%	-6	
	Family Abuse - Protective Order	FP	74	▼	-7.5%	-6	
	Capias	CA	53	▲	-32.1%	-25	
	Violation of Protective Order	PV	23	▲	+187.5%	+15	
	Motion - Protective Order	MP	20	▼	-16.7%	-4	
	Remand Support	RS	11	▲	+175.0%	+7	
	Bond Forfeiture	BF	4	▲	+300.0%	+3	
	Protective Order	PC	3	▲	+200.0%	+2	
	Restricted License for Non-Support	SL	2	↔	-	-	
	Criminal Support	CS	1	▲	-	+1	
	Non-Family Abuse Protective Order	AP	0	▼	-100.0%	-4	
	Total		978	▲	0.2%	+2	
Juvenile	Custody Visitation	CV	500	▼	-12.1%	-69	
	Permanency Planning	PH	68	▲	+61.9%	+26	
	Status	ST	55	▲	+66.7%	+22	
	Remand Visitation	RV	48	▲	+45.5%	+15	
	Foster Care Review	FC	44	▲	+22.2%	+8	
	Remand Custody	RC	44	▲	+37.5%	+12	
	Traffic	T	39	↔	-	-	
	Misdemeanor	DM	37	▼	-21.3%	-10	
	Abuse and Neglect	AN	30	▼	-6.3%	-2	
	Felony	DF	27	▼	-30.8%	-12	
	Terminate Parental Rights	TP	22	▲	+22.2%	+4	
	Initial Foster Care	IF	18	▼	-33.3%	-9	
	Paternity	PT	16	▲	+14.3%	+2	
	Truancy	TR	13	▲	+85.7%	+6	
	Motion - Protective Order	MP	6	▲	-	+6	
	Temporary Detention Order	TD	6	▼	-14.3%	-1	
	Non-Family Abuse Protective Order	AP	5	▼	-28.6%	-2	
	Voluntary Continuing Services and Support Agreen	VA	5	↔	-	-	
	Emergency Custody Order	EC	3	▲	+50.0%	+1	
	Other	OT	3	▼	-50.0%	-3	
	Civil Violation	CI	2	▲	-	+2	
	Relief of Custody	CR	2	▼	-66.7%	-4	
	Child In Need of Services	CS	1	▲	-	+1	
	Entrustment	ET	1	▼	-50.0%	-1	
	Qualified Residential Treatment	QR	0	▼	-100.0%	-6	
		Total		995	▼	-1.4%	-14
	GRAND TOTAL			1,973	▼	-0.6%	-12

Filings by Major Case Category**

Category	Summary	Change	% Change	Absolute Change
Adult Criminal	560	▲	+6.1%	+32
Child Dependency	190	▼	+9.2%	+16
Child in Need of Services/Supervision	14	▲	+100.0%	+7

* Compared to same time period as previous year
 8/19/2024 3:39:14PM

** Case Type Categories are defined in the 2017 Virginia Judicial Workload Assessment
 Source: SCV-SQL-Information

Custody and Visitation	516	▲	-11.5%	-67
Delinquency	64	▼	-25.6%	-22
Juvenile Miscellaneous	55	▲	+66.7%	+22
New to Workload Study	2	▲	-	+2
Other	299	▲	-1.6%	-5
Protective Orders	105	▲	-8.7%	-10
Support	129	▲	+11.2%	+13
Traffic	39	↔		0
GRAND TOTAL	1,973	▼	-0.6%	-12

2024 Overall GRAND TOTAL		Distribution of Caseload		Change*		Percentage (%) of Caseload		
1,035	-30 -2.8%	Adult	470 45%	-7.7% ▼	-39	Adult	47.8%	45.4%
2024		Juvenile	565 55%	1.6% ▲	+9	Juvenile	52.2%	54.6%
2023		GRAND TOTAL	1,035 100%	-2.8% ▼	-30	GRAND TOTAL	100%	100%

Filings by Division & Code

Division	Case Type Description	Code	Summary	Change	% Change	Absolute Change	
Adult	Show Cause	SC	138	▲	+79.2%	+61	
	Other	OT	137	▼	-7.4%	-11	
	Misdemeanor	CM	65	▼	-32.3%	-31	
	Civil Support	VS	44	▼	-12.0%	-6	
	Capias	CA	36	▼	-20.0%	-9	
	Family Abuse - Protective Order	FP	21	▼	-32.3%	-10	
	Felony	CF	17	▼	-57.5%	-23	
	Remand Support	RS	4	▼	-33.3%	-2	
	Motion - Protective Order	MP	3	▼	-25.0%	-1	
	Non-Family Abuse Protective Order	AP	3	▼	-40.0%	-2	
	Restricted License for Non-Support	SL	2	▲	+100.0%	+1	
	Bond Forfeiture	BF	0	▼	-100.0%	-4	
	Violation of Protective Order	PV	0	▼	-100.0%	-2	
		Total		470	▼	-7.7%	-39
Juvenile	Custody Visitation	CV	260	▼	-13.9%	-42	
	Child at Risk	RI	44	▲	+633.3%	+38	
	Permanency Planning	PH	43	▼	-2.3%	-1	
	Terminate Parental Rights	TP	40	▲	+300.0%	+30	
	Truancy	TR	30	▼	-37.5%	-18	
	Foster Care Review	FC	25	▼	-30.6%	-11	
	Abuse and Neglect	AN	20	▲	+17.6%	+3	
	Motion - Protective Order	MP	19	▲	+850.0%	+17	
	Initial Foster Care	IF	18	▼	-21.7%	-5	
	Misdemeanor	DM	13	▲	+85.7%	+6	
	Entrustment	ET	10	▲	-	+10	
	Traffic	T	8	▼	-60.0%	-12	
	Child In Need of Services	CS	6	▲	+50.0%	+2	
	Voluntary Continuing Services and Support Agree	VA	4	▲	-	+4	
	Paternity	PT	3	▲	+50.0%	+1	
	Relief of Custody	CR	3	▲	+200.0%	+2	
	Remand Custody	RC	3	▼	-57.1%	-4	
	Remand Visitation	RV	3	▼	-66.7%	-6	
	Status	ST	3	▼	-62.5%	-5	
	Civil Violation	CI	2	▲	-	+2	
	Emancipation	EP	2	▲	-	+2	
	Felony	DF	2	▼	-50.0%	-2	
	Show Cause	SC	2	▲	-	+2	
	Capias	CA	1	▲	-	+1	
	Non-Family Abuse Protective Order	AP	1	▼	-83.3%	-5	
		Total		565	▲	1.6%	+9
	GRAND TOTAL			1,035	▼	-2.8%	-30

Filings by Major Case Category**

Category	Summary	Change	% Change	Absolute Change
Adult Criminal	231	▼	-1.3%	-3
Child Dependency	207	▲	+51.1%	+70
Child in Need of Services/Supervision	36	▲	-30.8%	-16
Custody and Visitation	263	▲	-13.5%	-41
Delinquency	18	▲	+63.6%	+7

* Compared to same time period as previous year
 8/19/2024 3:39:14PM

** Case Type Categories are defined in the 2017 Virginia Judicial Workload Assessment
 Source: SCV-SQL-Information

Juvenile Miscellaneous	5	▲	-37.5%	-3
New to Workload Study	2	▲	-	+2
Other	147	▼	-13.5%	-23
Protective Orders	47	▲	-2.1%	-1
Support	71	▲	-12.3%	-10
Traffic	8	▼	-60.0%	-12
GRAND TOTAL	1,035	▼	-2.8%	-30

2024 Overall GRAND TOTAL		Distribution of Caseload		Change*		Percentage (%) of Caseload		
584	-122 -17.3%	Adult	261 45%	-16.1% ▼	-50	Adult	44.1%	44.7%
2024		Juvenile	323 55%	-18.2% ▼	-72	Juvenile	55.9%	55.3%
2023		GRAND TOTAL	584 100%	-17.3% ▼	-122	GRAND TOTAL	100%	100%

Filings by Division & Code

Division	Case Type Description	Code	Summary	Change	% Change	Absolute Change	
Adult	Other	OT	55	▼	+1.9%	+1	
	Civil Support	VS	51	▼	-32.9%	-25	
	Show Cause	SC	50	▼	-3.8%	-2	
	Misdemeanor	CM	45	▼	-26.2%	-16	
	Family Abuse - Protective Order	FP	26	▼	-18.8%	-6	
	Capias	CA	23	▼	+21.1%	+4	
	Felony	CF	6	▼	-50.0%	-6	
	Motion - Protective Order	MP	3	▲	+50.0%	+1	
	Non-Family Abuse Protective Order	AP	1	↔		-	
	Remand Support	RS	1	▼	-50.0%	-1	
	Total		261	▼	-16.1%	-50	
Juvenile	Custody Visitation	CV	210	▼	-20.5%	-54	
	Misdemeanor	DM	34	▲	+36.0%	+9	
	Permanency Planning	PH	13	▼	-45.8%	-11	
	Truancy	TR	11	▲	+57.1%	+4	
	Status	ST	8	▲	+14.3%	+1	
	Felony	DF	7	▲	+16.7%	+1	
	Entrustment	ET	6	▼	-14.3%	-1	
	Initial Foster Care	IF	6	▼	-14.3%	-1	
	Paternity	PT	4	▲	+33.3%	+1	
	Terminate Parental Rights	TP	4	↔		-	
	Abuse and Neglect	AN	3	▼	-40.0%	-2	
	Child In Need of Services	CS	3	▼	-57.1%	-4	
	Foster Care Review	FC	3	▼	-50.0%	-3	
	Traffic	T	3	▼	-72.7%	-8	
	Child at Risk	RI	2	▲	-	+2	
	Voluntary Continuing Services and Support Agree	VA	2	▲	-	+2	
	Motion - Protective Order	MP	1	↔		-	
	Other	OT	1	▲		-	
	Relief of Custody	CR	1	▼	-50.0%	-1	
	Show Cause	SC	1	▼	-50.0%	-1	
	Emergency Custody Order	EC	0	▼	-100.0%	-2	
	Mental Commitment	MC	0	▼	-100.0%	-1	
	Qualified Residential Treatment	QR	0	▼	-100.0%	-1	
	Remand Custody	RC	0	▼	-100.0%	-1	
	Temporary Detention Order	TD	0	▼	-100.0%	-1	
		Total		323	▼	-18.2%	-72
	GRAND TOTAL			584	▼	-17.3%	-122

Filings by Major Case Category**

Category	Summary	Change	% Change	Absolute Change
Adult Criminal	97	▼	-18.5%	-22
Child Dependency	40	▲	-28.6%	-16
Child in Need of Services/Supervision	14	▼	-6.7%	-1
Custody and Visitation	214	▲	-19.9%	-53
Delinquency	42	▲	+31.3%	+10
Juvenile Miscellaneous	8	▼		0
Other	57	▲	-6.6%	-4

* Compared to same time period as previous year
 8/19/2024 3:39:14PM

** Case Type Categories are defined in the 2017 Virginia Judicial Workload Assessment
 Source: SCV-SQL-Information

Protective Orders	31	▲	-13.9%	-5
Support	78	▼	-22.8%	-23
Traffic	3	▼	-72.7%	-8
GRAND TOTAL	584	▼	-17.3%	-122

2024 Overall GRAND TOTAL		Distribution of Caseload			Change*		Percentage (%) of Caseload		
1,439	-43 -2.9%	Adult	819	57%	-14.2% ▼	-135	Adult	64.4%	56.9%
2024		Juvenile	620	43%	17.4% ▲	+92	Juvenile	35.6%	43.1%
2023		GRAND TOTAL	1,439	100%	-2.9% ▼	-43	GRAND TOTAL	100%	100%

Filings by Division & Code

Division	Case Type Description	Code	Summary	Change	% Change	Absolute Change	
Adult	Show Cause	SC	262	▼	-42.8%	-196	
	Misdemeanor	CM	161	▲	+19.3%	+26	
	Other	OT	145	▼	+12.4%	+16	
	Felony	CF	65	▲	+182.6%	+42	
	Civil Support	VS	57	▼	-41.2%	-40	
	Family Abuse - Protective Order	FP	48	▼	-9.4%	-5	
	Capias	CA	37	▲	+12.1%	+4	
	Remand Support	RS	15	▲	+150.0%	+9	
	Motion - Protective Order	MP	12	▲	+71.4%	+5	
	Bond Forfeiture	BF	8	↔		-	
	Violation of Protective Order	PV	5	▲	+66.7%	+2	
	Non-Family Abuse Protective Order	AP	4	▲	+100.0%	+2	
		Total		819	▼	-14.2%	-135
Juvenile	Custody Visitation	CV	274	▲	+1.1%	+3	
	Misdemeanor	DM	55	▲	+57.1%	+20	
	Permanency Planning	PH	38	▼	-28.3%	-15	
	Foster Care Review	FC	32	▲	+33.3%	+8	
	Terminate Parental Rights	TP	29	▲	+1,350.0%	+27	
	Entrustment	ET	28	▲	+250.0%	+20	
	Abuse and Neglect	AN	25	▲	+31.6%	+6	
	Traffic	T	25	▲	+127.3%	+14	
	Remand Custody	RC	18	▲	+125.0%	+10	
	Remand Visitation	RV	18	▲	+125.0%	+10	
	Initial Foster Care	IF	16	▲	+23.1%	+3	
	Truancy	TR	13	▼	-35.0%	-7	
	Motion - Protective Order	MP	12	↔		-	
	Relief of Custody	CR	7	▲	+250.0%	+5	
	Child In Need of Services	CS	4	▲	+100.0%	+2	
	Felony	DF	4	▲	+33.3%	+1	
	Status	ST	4	▼	-42.9%	-3	
	Paternity	PT	3	▼	-62.5%	-5	
	Show Cause	SC	3	▲	+50.0%	+1	
	Temporary Detention Order	TD	3	▲	+50.0%	+1	
	Emergency Custody Order	EC	2	↔		-	
	Other	OT	2	↔		-	
	Voluntary Continuing Services and Support Agree	VA	2	▼	-50.0%	-2	
	Capias	CA	1	↔		-	
	Mental Commitment	MC	1	▲	-	+1	
	Non-Family Abuse Protective Order	AP	1	▼	-66.7%	-2	
	Child at Risk	RI	0	▼	-100.0%	-1	
	Civil Violation	CI	0	▼	-100.0%	-4	
	Qualified Residential Treatment	QR	0	▼	-100.0%	-1	
		Total		620	▲	17.4%	+92
	GRAND TOTAL			1,439	▼	-2.9%	-43

Filings by Major Case Category**

Category	Summary	Change	% Change	Absolute Change
Adult Criminal	468	▲	-22.3%	-134
Child Dependency	177	▲	+39.4%	+50

* Compared to same time period as previous year
 8/19/2024 3:39:14PM

** Case Type Categories are defined in the 2017 Virginia Judicial Workload Assessment
 Source: SCV-SQL-Information

CPSS - JCMS CASELOAD STATISTICS OF THE JUVENILE & DOMESTIC RELATIONS DISTRICT COURTS
 January 2024 thru July 2024 Filings (Compared to January 2023 thru July 2023)

Child in Need of Services/Supervision	17	▼	-29.2%	-7
Custody and Visitation	277	▼	-0.7%	-2
Delinquency	63	▲	+61.5%	+24
Juvenile Miscellaneous	4	▼	-42.9%	-3
New to Workload Study	0	▼	-100.0%	-4
Other	204	▲	+29.9%	+47
Protective Orders	77	▲		0
Support	127	▼	-18.1%	-28
Traffic	25	▲	+127.3%	+14
GRAND TOTAL	1,439	▼	-2.9%	-43

2024 Overall GRAND TOTAL		Distribution of Caseload		Change*		Percentage (%) of Caseload			
1,795	-66 -3.5%	Adult	988	55%	15.4% ▲	+132	Adult	46.0%	55.0%
2024		Juvenile	807	45%	-19.7% ▼	-198	Juvenile	54.0%	45.0%
2023		GRAND TOTAL	1,795	100%	-3.5% ▼	-66	GRAND TOTAL	100%	100%

Filings by Division & Code

Division	Case Type Description	Code	Summary	Change	% Change	Absolute Change	
Adult	Misdemeanor	CM	278	▲	+42.6%	+83	
	Other	OT	216	▲	+8.5%	+17	
	Show Cause	SC	142	▼	-12.3%	-20	
	Civil Support	VS	119	▲	+9.2%	+10	
	Felony	CF	91	▲	+46.8%	+29	
	Family Abuse - Protective Order	FP	66	▲	+10.0%	+6	
	Capias	CA	52	▼	-10.3%	-6	
	Motion - Protective Order	MP	12	▲	+100.0%	+6	
	Non-Family Abuse Protective Order	AP	6	▲	+500.0%	+5	
	Remand Support	RS	5	▲	+25.0%	+1	
	Restricted License for Non-Support	SL	1	▲	-	+1	
		Total		988	▲	15.4%	+132
Juvenile	Custody Visitation	CV	480	▼	-17.0%	-98	
	Motion - Protective Order	MP	61	▲	+7.0%	+4	
	Traffic	T	33	▲	+6.5%	+2	
	Foster Care Review	FC	30	▲	+100.0%	+15	
	Misdemeanor	DM	30	▼	-21.1%	-8	
	Remand Custody	RC	26	▲	+13.0%	+3	
	Abuse and Neglect	AN	22	▼	-73.5%	-61	
	Permanency Planning	PH	21	▼	-53.3%	-24	
	Status	ST	19	▲	+216.7%	+13	
	Initial Foster Care	IF	16	▲	+23.1%	+3	
	Truancy	TR	14	▲	+7.7%	+1	
	Felony	DF	9	▲	+200.0%	+6	
	Terminate Parental Rights	TP	9	▼	-59.1%	-13	
	Paternity	PT	7	▼	-50.0%	-7	
	Show Cause	SC	7	▲	+75.0%	+3	
	Child In Need of Services	CS	4	↔	-	-	
	Relief of Custody	CR	4	▲	+100.0%	+2	
	Non-Family Abuse Protective Order	AP	3	▼	-70.0%	-7	
	Other	OT	3	▼	-50.0%	-3	
	Temporary Detention Order	TD	3	▼	-66.7%	-6	
	Voluntary Continuing Services and Support Agreem	VA	3	▼	-40.0%	-2	
	Child at Risk	RI	2	▲	-	+2	
	Emergency Custody Order	EC	1	▼	-80.0%	-4	
	Civil Violation	CI	0	▼	-100.0%	-1	
	Entrustment	ET	0	▼	-100.0%	-14	
	Mental Commitment	MC	0	▼	-100.0%	-2	
	Protective Order	PC	0	▼	-100.0%	-1	
	Qualified Residential Treatment	QR	0	▼	-100.0%	-1	
		Total		807	▼	-19.7%	-198
	GRAND TOTAL			1,795	▼	-3.5%	-66

Filings by Major Case Category**

Category	Summary	Change	% Change	Absolute Change
Adult Criminal	509	▲	+17.8%	+77
Child Dependency	107	▲	-46.5%	-93
Child in Need of Services/Supervision	18	▲	+5.9%	+1
Custody and Visitation	487	▼	-17.7%	-105

* Compared to same time period as previous year
 8/19/2024 3:39:14PM

** Case Type Categories are defined in the 2017 Virginia Judicial Workload Assessment
 Source: SCV-SQL-Information

Delinquency	46	▲		0
Juvenile Miscellaneous	19	▲	+216.7%	+13
New to Workload Study	0	▼	-100.0%	-1
Other	254	▼	+2.4%	+6
Protective Orders	148	▲	+10.4%	+14
Support	174	▲	+13.0%	+20
Traffic	33	▲	+6.5%	+2
GRAND TOTAL	1,795	▼	-3.5%	-66

2024 Overall GRAND TOTAL		Distribution of Caseload		Change*		Percentage (%) of Caseload		
991	-97 -8.9%	Adult	472 48%	-12.1% ▼	-65	Adult	2023 49.4%	2024 47.6%
2024		Juvenile	519 52%	-5.8% ▼	-32	Juvenile	50.6%	52.4%
2023		GRAND TOTAL	991 100%	-8.9% ▼	-97	GRAND TOTAL	100%	100%

Filings by Division & Code

Division	Case Type Description	Code	Summary	Change	% Change	Absolute Change
Adult	Other	OT	120	▲	+7.1%	+8
	Show Cause	SC	88	▼	-17.8%	-19
	Misdemeanor	CM	76	▼	-43.3%	-58
	Civil Support	VS	55	▼	-8.3%	-5
	Family Abuse - Protective Order	FP	47	▼	-14.5%	-8
	Capias	CA	40	▲	+53.8%	+14
	Felony	CF	17	▲	+70.0%	+7
	Remand Support	RS	15	▼	-11.8%	-2
	Motion - Protective Order	MP	7	▲	+16.7%	+1
	Non-Family Abuse Protective Order	AP	6	↔		-
	Restricted License for Non-Support	SL	1	▼	-50.0%	-1
	Bond Forfeiture	BF	0	▼	-100.0%	-1
	Protective Order	PC	0	▼	-100.0%	-1
	Total		472	▼	-12.1%	-65
Juvenile	Custody Visitation	CV	203	▼	-21.3%	-55
	Abuse and Neglect	AN	46	▲	+2.2%	+1
	Permanency Planning	PH	45	▲	+9.8%	+4
	Traffic	T	44	▲	+25.7%	+9
	Foster Care Review	FC	40	▲	+81.8%	+18
	Misdemeanor	DM	31	▲	+40.9%	+9
	Initial Foster Care	IF	27	▲	+42.1%	+8
	Remand Custody	RC	20	▼	-28.6%	-8
	Terminate Parental Rights	TP	15	▼	-42.3%	-11
	Truancy	TR	15	↔		-
	Non-Family Abuse Protective Order	AP	5	▲	+150.0%	+3
	Paternity	PT	5	▲	+66.7%	+2
	Show Cause	SC	5	▲	+25.0%	+1
	Entrustment	ET	4	▲	-	+4
	Relief of Custody	CR	3	▲	+50.0%	+1
	Status	ST	3	▲	-50.0%	-3
	Voluntary Continuing Services and Support Agreen	VA	3	▲	-	+3
	Other	OT	2	↔		-
	Child In Need of Services	CS	1	▼	-50.0%	-1
	Emancipation	EP	1	▲	-	+1
	Felony	DF	1	▼	-80.0%	-4
	Capias	CA	0	▼	-100.0%	-1
	Emergency Custody Order	EC	0	▼	-100.0%	-1
	Qualified Residential Treatment	QR	0	▼	-100.0%	-2
	Remand Visitation	RV	0	▼	-100.0%	-8
	Temporary Detention Order	TD	0	▼	-100.0%	-2
		Total		519	▼	-5.8%
GRAND TOTAL			991	▼	-8.9%	-97

Filings by Major Case Category**

Category	Summary	Change	% Change	Absolute Change
Adult Criminal	155	▼	-32.3%	-74
Child Dependency	183	▲	+16.6%	+26
Child in Need of Services/Supervision	19	▲	+11.8%	+2
Custody and Visitation	208	▲	-20.3%	-53

* Compared to same time period as previous year
 8/19/2024 3:39:14PM

** Case Type Categories are defined in the 2017 Virginia Judicial Workload Assessment
 Source: SCV-SQL-Information

CPSS - JCMS CASELOAD STATISTICS OF THE JUVENILE & DOMESTIC RELATIONS DISTRICT COURTS
 January 2024 thru July 2024 Filings (Compared to January 2023 thru July 2023)

Delinquency	34	▼	+6.3%	+2
Juvenile Miscellaneous	4	▲	-33.3%	-2
Other	157	▼	-7.6%	-13
Protective Orders	65	▲	-5.8%	-4
Support	122	▲	+8.9%	+10
Traffic	44	▲	+25.7%	+9
GRAND TOTAL	991	▼	-8.9%	-97

2024 Overall GRAND TOTAL		Distribution of Caseload		Change*		Percentage (%) of Caseload		
818	-32 -3.8%	Adult	289 35%	-16.7% ▼	-58	Adult	40.8%	35.3%
2024		Juvenile	529 65%	5.2% ▲	+26	Juvenile	59.2%	64.7%
2023		GRAND TOTAL	818 100%	-3.8% ▼	-32	GRAND TOTAL	100%	100%

Filings by Division & Code

Division	Case Type Description	Code	Summary	Change	% Change	Absolute Change
Adult	Other	OT	71	▲	+24.6%	+14
	Misdemeanor	CM	57	▼	-52.9%	-64
	Civil Support	VS	41	▲	+127.8%	+23
	Show Cause	SC	37	▼	-11.9%	-5
	Felony	CF	35	▲	+25.0%	+7
	Capias	CA	20	▼	-35.5%	-11
	Family Abuse - Protective Order	FP	18	▼	-37.9%	-11
	Remand Support	RS	5	▼	-50.0%	-5
	Motion - Protective Order	MP	4	▼	-42.9%	-3
	Non-Family Abuse Protective Order	AP	1	▼	-66.7%	-2
	Restricted License for Non-Support	SL	0	▼	-100.0%	-1
	Total		289	▼	-16.7%	-58
Juvenile	Custody Visitation	CV	201	▼	-2.4%	-5
	Misdemeanor	DM	129	▲	+111.5%	+68
	Traffic	T	54	▲	+10.2%	+5
	Permanency Planning	PH	22	▼	-18.5%	-5
	Truancy	TR	21	▲	+31.3%	+5
	Foster Care Review	FC	20	▲	+42.9%	+6
	Felony	DF	12	▼	-50.0%	-12
	Abuse and Neglect	AN	11	▼	-31.3%	-5
	Initial Foster Care	IF	11	▼	-26.7%	-4
	Terminate Parental Rights	TP	10	▲	+11.1%	+1
	Paternity	PT	9	▲	+200.0%	+6
	Child In Need of Services	CS	7	▼	-30.0%	-3
	Remand Custody	RC	7	▼	-58.8%	-10
	Remand Visitation	RV	7	▼	-58.8%	-10
	Capias	CA	2	▲	+100.0%	+1
	Non-Family Abuse Protective Order	AP	2	↔		-
	Voluntary Continuing Services and Support Agreem	VA	2	↔		-
	Civil Violation	CI	1	▼	-50.0%	-1
	Show Cause	SC	1	↔		-
	Emergency Custody Order	EC	0	▼	-100.0%	-1
	Other	OT	0	▼	-100.0%	-1
	Relief of Custody	CR	0	▼	-100.0%	-3
	Status	ST	0	▼	-100.0%	-5
Temporary Detention Order	TD	0	▼	-100.0%	-1	
	Total		529	▲	5.2%	+26
	GRAND TOTAL		818	▼	-3.8%	-32

Filings by Major Case Category**

Category	Summary	Change	% Change	Absolute Change
Adult Criminal	133	▼	-35.1%	-72
Child Dependency	76	▼	-11.6%	-10
Child in Need of Services/Supervision	28	▲	+7.7%	+2
Custody and Visitation	211	▲	+1.0%	+2
Delinquency	143	▲	+64.4%	+56
Juvenile Miscellaneous	0	▼	-100.0%	-5
New to Workload Study	1	▼	-50.0%	-1

* Compared to same time period as previous year
 8/19/2024 3:39:14PM

** Case Type Categories are defined in the 2017 Virginia Judicial Workload Assessment
 Source: SCV-SQL-Information

CPSS - JCMS CASELOAD STATISTICS OF THE JUVENILE & DOMESTIC RELATIONS DISTRICT COURTS
 January 2024 thru July 2024 Filings (Compared to January 2023 thru July 2023)

Scott

District: 30 FIPS: 169

Other	90	▼	-13.5%	-14
Protective Orders	25	▼	-39.0%	-16
Support	57	▲	+58.3%	+21
Traffic	54	▲	+10.2%	+5
GRAND TOTAL	818	▼	-3.8%	-32

2024 Overall GRAND TOTAL		Distribution of Caseload			Change*		Percentage (%) of Caseload		
2,214 +120 5.7% 	Adult Juvenile GRAND TOTAL	1,099	50%	8.7% ▲	+88	Adult Juvenile GRAND TOTAL	2023 48.3% 51.7% 100%	2024 49.6% 50.4% 100%	
		2,214	100%	5.7% ▲	+120	100%	100%		

Filings by Division & Code

Division	Case Type Description	Code	Summary	Change	% Change	Absolute Change
Adult	Misdemeanor	CM	261	▼	-7.8%	-22
	Other	OT	247	▲	+5.1%	+12
	Civil Support	VS	144	▲	+11.6%	+15
	Show Cause	SC	140	▲	+9.4%	+12
	Family Abuse - Protective Order	FP	118	▲	+59.5%	+44
	Felony	CF	106	▲	+47.2%	+34
	Capias	CA	50	▲	-	-
	Motion - Protective Order	MP	17	▲	+6.3%	+1
	Non-Family Abuse Protective Order	AP	13	▼	-38.1%	-8
	Remand Support	RS	2	▼	-33.3%	-1
	Restricted License for Non-Support	SL	1	▲	-	+1
	Total			1,099	▲	8.7%
Juvenile	Custody Visitation	CV	695	▲	+2.8%	+19
	Misdemeanor	DM	80	▼	-15.8%	-15
	Abuse and Neglect	AN	44	▼	-8.3%	-4
	Terminate Parental Rights	TP	41	▲	+115.8%	+22
	Permanency Planning	PH	35	▲	+9.4%	+3
	Truancy	TR	35	▲	+34.6%	+9
	Foster Care Review	FC	30	▲	+15.4%	+4
	Initial Foster Care	IF	25	▼	-35.9%	-14
	Non-Family Abuse Protective Order	AP	20	▲	+150.0%	+12
	Felony	DF	18	▲	+80.0%	+8
	Traffic	T	18	▼	-37.9%	-11
	Entrustment	ET	16	▲	+77.8%	+7
	Child at Risk	RI	15	▼	-21.1%	-4
	Relief of Custody	CR	12	▲	+200.0%	+8
	Status	ST	8	▼	-71.4%	-20
	Other	OT	6	▲	-	+6
	Child In Need of Services	CS	5	▲	+66.7%	+2
	Voluntary Continuing Services and Support Agreen	VA	5	▼	-16.7%	-1
	Capias	CA	3	▲	+200.0%	+2
	Show Cause	SC	3	▼	-25.0%	-1
	Remand Visitation	RV	1	▲	-	+1
	Emancipation	EP	0	▼	-100.0%	-1
Total			1,115	▲	3.0%	+32
GRAND TOTAL			2,214	▲	5.7%	+120

Filings by Major Case Category**

Category	Summary	Change	% Change	Absolute Change
Adult Criminal	495	▲	+0.2%	+1
Child Dependency	223	▲	+10.4%	+21
Child in Need of Services/Supervision	40	▲	+37.9%	+11
Custody and Visitation	695	▲	+2.8%	+19
Delinquency	104	▲	-5.5%	-6
Juvenile Miscellaneous	8	▼	-72.4%	-21
Other	256	▲	+7.6%	+18
Protective Orders	168	▲	+41.2%	+49
Support	207	▲	+23.2%	+39

* Compared to same time period as previous year
 8/19/2024 3:39:14PM

** Case Type Categories are defined in the 2017 Virginia Judicial Workload Assessment
 Source: SCV-SQL-Information

Traffic	18	▼	-37.9%	-11
GRAND TOTAL	2,214	▲	5.7%	+120

2024 Overall GRAND TOTAL		Distribution of Caseload			Change*		Percentage (%) of Caseload		
11,230 +340 3.1% 		Adult	5,777	51%	3.5% ▲	+198	Adult	51.2%	51.4%
		Juvenile	5,453	49%	2.7% ▲	+142	Juvenile	48.8%	48.6%
GRAND TOTAL		11,230	100%		3.1% ▲	+340	GRAND TOTAL	100%	100%

Filings by Division & Code

Division	Case Type Description	Code	Summary	Change	% Change	Absolute Change
Adult	Misdemeanor	CM	1,562	▲	+8.2%	+118
	Other	OT	1,078	▼	-5.2%	-59
	Civil Support	VS	932	▼	-0.1%	-1
	Show Cause	SC	763	▲	+5.1%	+37
	Felony	CF	473	▲	+4.6%	+21
	Capias	CA	418	▲	+12.4%	+46
	Family Abuse - Protective Order	FP	415	▲	+10.4%	+39
	Remand Support	RS	42	▲	+5.0%	+2
	Non-Family Abuse Protective Order	AP	31	▲	+47.6%	+10
	Motion - Protective Order	MP	28	▼	-28.2%	-11
	Protective Order	PC	15	▲	+150.0%	+9
	Violation of Protective Order	PV	15	▼	-37.5%	-9
	Restricted License for Non-Support	SL	5	▲	+25.0%	+1
	Bond Forfeiture	BF	0	▼	-100.0%	-2
	Criminal Support	CS	0	▼	-100.0%	-2
Violation Family Abuse Protective Order	PS	0	▼	-100.0%	-1	
Total			5,777	▲	3.5%	+198
Juvenile	Custody Visitation	CV	2,715	▼	-4.2%	-120
	Misdemeanor	DM	1,034	▲	+23.8%	+199
	Traffic	T	619	▲	+19.3%	+100
	Felony	DF	295	▼	-14.7%	-51
	Status	ST	92	▲	+55.9%	+33
	Truancy	TR	87	▼	-31.5%	-40
	Motion - Protective Order	MP	73	▼	-24.0%	-23
	Remand Custody	RC	73	▲	+7.4%	+5
	Abuse and Neglect	AN	71	▲	+18.3%	+11
	Remand Visitation	RV	70	▲	+2.9%	+2
	Non-Family Abuse Protective Order	AP	65	▲	+209.5%	+44
	Permanency Planning	PH	52	▲	+10.6%	+5
	Paternity	PT	49	▼	-12.5%	-7
	Foster Care Review	FC	40	▲	+2.6%	+1
	Child In Need of Services	CS	36	▼	-21.7%	-10
	Terminate Parental Rights	TP	27	▼	-3.6%	-1
	Initial Foster Care	IF	22	▼	-12.0%	-3
	Voluntary Continuing Services and Support Agreem	VA	8	▲	+14.3%	+1
	Other	OT	5	▲	-	-
	Family Abuse - Protective Order	FP	4	▲	+100.0%	+2
	Show Cause	SC	4	▲	-	+4
	Mental Commitment	MC	3	▼	-57.1%	-4
	Temporary Detention Order	TD	3	▼	-57.1%	-4
	Emancipation	EP	2	▲	+100.0%	+1
	Violation Family Abuse Protective Order	PS	2	▲	-	+2
	Child at Risk	RI	1	↔	-	-
	Juvenile Support	JS	1	▲	-	+1
	Capias	CA	0	▼	-100.0%	-2
	Civil Violation	CI	0	▼	-100.0%	-1
	Qualified Residential Treatment	QR	0	▼	-100.0%	-2
Relief of Custody	CR	0	▼	-100.0%	-1	
Total			5,453	▲	2.7%	+142
GRAND TOTAL			11,230	▲	3.1%	+340

* Compared to same time period as previous year
 8/19/2024 3:39:14PM


** Case Type Categories are defined in the 2017 Virginia Judicial Workload Assessment
 Source: SCV-SQL-Information

Filings by Major Case Category**

Category	Summary	Change	% Change	Absolute Change
Adult Criminal	3,020	▼	+6.7%	+190
Child Dependency	221	▼	+5.2%	+11
Child in Need of Services/Supervision	127	▲	-26.6%	-46
Custody and Visitation	2,764	▼	-4.4%	-127
Delinquency	1,331	▲	+12.5%	+148
Juvenile Miscellaneous	95	▲	+58.3%	+35
New to Workload Study	0	▼	-100.0%	-1
Other	1,273	▼	-4.4%	-59
Protective Orders	616	▲	+11.0%	+61
Support	1,164	▲	+2.5%	+28
Traffic	619	▲	+19.3%	+100
GRAND TOTAL	11,230	▲	3.1%	+340

* Compared to same time period as previous year
 8/19/2024 3:39:14PM

** Case Type Categories are defined in the 2017 Virginia Judicial Workload Assessment
 Source: SCV-SQL-Information

2024 Overall GRAND TOTAL		Distribution of Caseload		Change*		Percentage (%) of Caseload		
884	-10 -1.1%	Adult	410 46%	-12.4% ▼	-58	Adult	52.3%	46.4%
		Juvenile	474 54%	11.3% ▲	+48	Juvenile	47.7%	53.6%
		GRAND TOTAL	884 100%	-1.1% ▼	-10	GRAND TOTAL	100%	100%

Filings by Division & Code

Division	Case Type Description	Code	Summary	Change	% Change	Absolute Change
Adult	Misdemeanor	CM	111	▼	-5.1%	-6
	Other	OT	72	▼	-20.0%	-18
	Show Cause	SC	69	▲	-13.8%	-11
	Civil Support	VS	56	▼	-29.1%	-23
	Felony	CF	53	▲	+194.4%	+35
	Family Abuse - Protective Order	FP	29	▼	-14.7%	-5
	Capias	CA	16	▼	-56.8%	-21
	Non-Family Abuse Protective Order	AP	2	▼	-81.8%	-9
	Remand Support	RS	2	▲	-	+2
	Motion - Protective Order	MP	0	▼	-100.0%	-2
	Total		410	▼	-12.4%	-58
Juvenile	Custody Visitation	CV	269	▲	+19.6%	+44
	Misdemeanor	DM	54	▲	+3.8%	+2
	Traffic	T	42	▲	+100.0%	+21
	Felony	DF	17	▲	+13.3%	+2
	Other	OT	10	▲	+900.0%	+9
	Truancy	TR	10	▲	+233.3%	+7
	Foster Care Review	FC	8	▲	+166.7%	+5
	Permanency Planning	PH	8	▲	+300.0%	+6
	Remand Visitation	RV	8	▲	+100.0%	+4
	Terminate Parental Rights	TP	8	▲	+166.7%	+5
	Remand Custody	RC	7	▲	+75.0%	+3
	Status	ST	6	▼	-88.0%	-44
	Abuse and Neglect	AN	5	▼	-58.3%	-7
	Initial Foster Care	IF	4	▼	-20.0%	-1
	Paternity	PT	4	▲	+33.3%	+1
	Temporary Detention Order	TD	4	▼	-33.3%	-2
	Emergency Custody Order	EC	2	▲	-	+2
	Family Abuse - Protective Order	FP	2	▲	-	+2
	Non-Family Abuse Protective Order	AP	2	▼	-50.0%	-2
	Relief of Custody	CR	2	▼	-33.3%	-1
	Show Cause	SC	1	▲	-50.0%	-1
	Voluntary Continuing Services and Support Agreem	VA	1	↔	-	-
	Child In Need of Services	CS	0	▼	-100.0%	-1
	Emancipation	EP	0	▼	-100.0%	-1
	Special Immigrant Juvenile Status	SI	0	▼	-100.0%	-5
		Total		474	▲	11.3%
	GRAND TOTAL		884	▼	-1.1%	-10

Filings by Major Case Category**

Category	Summary	Change	% Change	Absolute Change
Adult Criminal	223	▲	-4.3%	-10
Child Dependency	36	▲	+24.1%	+7
Child in Need of Services/Supervision	11	▲	+175.0%	+7
Custody and Visitation	273	▲	+19.7%	+45
Delinquency	71	▼	+2.9%	+2
Juvenile Miscellaneous	6	▼	-88.2%	-45
New to Workload Study	0	▼	-100.0%	-5

* Compared to same time period as previous year
 8/19/2024 3:39:14PM

** Case Type Categories are defined in the 2017 Virginia Judicial Workload Assessment
 Source: SCV-SQL-Information

Other	105	▲		0
Protective Orders	35	▲	-31.4%	-16
Support	82	▲	-16.3%	-16
Traffic	42	▲	+100.0%	+21
GRAND TOTAL	884	▼	-1.1%	-10

2024 Overall GRAND TOTAL		Distribution of Caseload		Change*		Percentage (%) of Caseload		
443	+115 35.1%	Adult	214 48%	39.0% ▲	+60	Adult	2023 47.0%	2024 48.3%
2024		Juvenile	229 52%	31.6% ▲	+55	Juvenile	53.0%	51.7%
2023		GRAND TOTAL	443 100%	35.1% ▲	+115	GRAND TOTAL	100%	100%

Filings by Division & Code

Division	Case Type Description	Code	Summary	Change	% Change	Absolute Change
Adult	Misdemeanor	CM	65	▲	+54.8%	+23
	Other	OT	48	▲	+45.5%	+15
	Show Cause	SC	31	▲	+106.7%	+16
	Civil Support	VS	28	▼	-3.4%	-1
	Felony	CF	20	▲	+100.0%	+10
	Family Abuse - Protective Order	FP	15	▲	+36.4%	+4
	Capias	CA	6	▼	-25.0%	-2
	Motion - Protective Order	MP	1	↔		-
	Non-Family Abuse Protective Order	AP	0	▼	-100.0%	-2
	Remand Support	RS	0	▼	-100.0%	-3
	Total		214	▲	39.0%	+60
Juvenile	Custody Visitation	CV	126	▲	+85.3%	+58
	Misdemeanor	DM	47	▲	+23.7%	+9
	Traffic	T	25	▲	+31.6%	+6
	Abuse and Neglect	AN	13	▲	-	+13
	Truancy	TR	5	▼	-64.3%	-9
	Felony	DF	4	▲	-	+4
	Child In Need of Services	CS	2	▲	-	+2
	Status	ST	2	▼	-60.0%	-3
	Foster Care Review	FC	1	▼	-88.9%	-8
	Initial Foster Care	IF	1	▼	-50.0%	-1
	Mental Commitment	MC	1	▲	-	+1
	Special Immigrant Juvenile Status	SI	1	▲	-	+1
	Temporary Detention Order	TD	1	▼	-50.0%	-1
	Family Abuse - Protective Order	FP	0	▼	-100.0%	-1
	Other	OT	0	▼	-100.0%	-1
	Paternity	PT	0	▼	-100.0%	-3
	Remand Custody	RC	0	▼	-100.0%	-6
	Remand Visitation	RV	0	▼	-100.0%	-6
		Total		229	▲	31.6%
GRAND TOTAL			443	▲	35.1%	+115

Filings by Major Case Category**

Category	Summary	Change	% Change	Absolute Change
Adult Criminal	110	▲	+52.8%	+38
Child Dependency	15	▲	+36.4%	+4
Child in Need of Services/Supervision	7	▲	-50.0%	-7
Custody and Visitation	126	▼	+77.5%	+55
Delinquency	51	▲	+34.2%	+13
Juvenile Miscellaneous	2	▼	-60.0%	-3
New to Workload Study	1	▲	-	+1
Other	50	▲	-2.0%	-1
Protective Orders	16	▼	+6.7%	+1
Support	40	▲	+25.0%	+8
Traffic	25	▲	+31.6%	+6
GRAND TOTAL	443	▲	35.1%	+115

