

2024 Overall GRAND TOTAL		Distribution of Caseload			Change*		Percentage (%) of Caseload		
73,023 +1,655 2.3% 	Adult	37,085	51%	1.3% ▲	+488	Adult	2023	2024	
	Juvenile	35,938	49%	3.4% ▲	+1,167	Juvenile	51.3%	50.8%	
	GRAND TOTAL	73,023	100%	2.3% ▲	+1,655	GRAND TOTAL	100%	100%	

Filings by Division & Code

Division	Case Type Description	Code	Summary	Change	% Change	Absolute Change
Adult	Misdemeanor	CM	8,592	▲	+3.6%	+299
	Civil Support	VS	6,900	▲	+6.3%	+406
	Show Cause	SC	6,307	▲	+2.0%	+124
	Other	OT	6,162	▼	-7.1%	-473
	Felony	CF	2,853	▲	+11.2%	+288
	Family Abuse - Protective Order	FP	2,679	▼	-0.9%	-25
	Capias	CA	1,966	▼	-13.2%	-299
	Remand Support	RS	737	▲	+37.0%	+199
	Motion - Protective Order	MP	374	▲	+2.7%	+10
	Non-Family Abuse Protective Order	AP	250	▲	+2.9%	+7
	Violation of Protective Order	PV	185	▼	-15.1%	-33
	Protective Order	PC	26	▲	+13.0%	+3
	Restricted License for Non-Support	SL	22	▼	-8.3%	-2
	Bond Forfeiture	BF	16	▼	-36.0%	-9
	Violation Family Abuse Protective Order	PS	14	↔	-	-
	Emergency Custody Order	EC	2	▲	-	+2
	Criminal Support	CS	0	▼	-100.0%	-7
Emergency Substantial Risk Order	SR	0	▼	-100.0%	-2	
	Total		37,085	▲	1.3%	+488
Juvenile	Custody Visitation	CV	19,529	▲	+0.4%	+70
	Misdemeanor	DM	3,822	▲	+13.4%	+451
	Traffic	T	1,623	▼	-11.3%	-207
	Felony	DF	1,279	▼	-4.8%	-64
	Remand Custody	RC	1,034	▲	+32.2%	+252
	Remand Visitation	RV	976	▲	+53.5%	+340
	Status	ST	888	▼	-18.1%	-196
	Abuse and Neglect	AN	885	▲	+6.8%	+56
	Permanency Planning	PH	765	▲	+9.9%	+69
	Foster Care Review	FC	669	▼	-2.2%	-15
	Paternity	PT	561	▼	-7.0%	-42
	Truancy	TR	546	▲	+8.5%	+43
	Terminate Parental Rights	TP	390	▲	+31.3%	+93
	Initial Foster Care	IF	344	▲	+22.0%	+62
	Non-Family Abuse Protective Order	AP	325	▲	+1.2%	+4
	Motion - Protective Order	MP	308	▲	+10.8%	+30
	Special Immigrant Juvenile Status	SI	287	▲	+126.0%	+160
	Show Cause	SC	278	▲	+3.3%	+9
	Child In Need of Services	CS	242	▲	+12.6%	+27
	Temporary Detention Order	TD	236	▼	-5.2%	-13
	Civil Violation	CI	161	▲	+56.3%	+58
	Mental Commitment	MC	148	▼	-16.4%	-29
	Voluntary Continuing Services and Support Agreem	VA	118	▲	+21.6%	+21
	Emergency Custody Order	EC	115	▲	+4.5%	+5
	Other	OT	102	▲	-24.4%	-33
	Entrustment	ET	75	▲	+294.7%	+56
	Relief of Custody	CR	74	▲	+37.0%	+20
	Capias	CA	64	▲	+16.4%	+9
	Child at Risk	RI	51	▼	-3.8%	-2
	Family Abuse - Protective Order	FP	26	▲	+73.3%	+11
	Emancipation	EP	10	▲	+11.1%	+1
	Violation Family Abuse Protective Order	PS	3	▲	+200.0%	+2
	Juvenile Support	JS	1	↔	-	-
	Protective Order	PC	1	▼	-75.0%	-3

* Compared to same time period as previous year

** Case Type Categories are defined in the 2017 Virginia Judicial Workload Assessment

			Summary	Change	% Change	Absolute Change
Juvenile	Qualified Residential Treatment	QR	1	▼	-98.7%	-78
	Restricted Operators License	RL	1	▲	-	+1
	Restoration of Parental Rights	RR	0	▼	-100.0%	-1
	Total		35,938	▲	3.4%	+1,167
GRAND TOTAL			73,023	▲	2.3%	+1,655

Filings by Major Case Category**

Category	Summary	Change	% Change	Absolute Change
Adult Criminal	17,707	▼	+1.8%	+318
Child Dependency	3,372	▲	+9.1%	+282
Child in Need of Services/Supervision	826	▲	+9.3%	+70
Custody and Visitation	20,098	▲	+0.2%	+34
Delinquency	5,401	▲	+8.0%	+398
Juvenile Miscellaneous	900	▲	-17.7%	-194
New to Workload Study	448	▲	+93.1%	+216
Other	9,510	▲	+2.7%	+248
Protective Orders	3,962	▲	+0.9%	+37
Support	9,175	▼	+5.2%	+452
Traffic	1,624	▲	-11.3%	-206
GRAND TOTAL	73,023	▲	2.3%	+1,655

2024 Overall GRAND TOTAL		Distribution of Caseload			Change*		Percentage (%) of Caseload		
2,500	-189 -7.0%	Adult	1,357	54%	-3.1% ▼	-43	Adult	52.1%	54.3%
2024		Juvenile	1,143	46%	-11.3% ▼	-146	Juvenile	47.9%	45.7%
2023		GRAND TOTAL	2,500	100%	-7.0% ▼	-189	GRAND TOTAL	100%	100%

Filings by Division & Code

Division	Case Type Description	Code	Summary	Change	% Change	Absolute Change	
Adult	Misdemeanor	CM	310	▲	+12.3%	+34	
	Show Cause	SC	256	▼	-10.5%	-30	
	Civil Support	VS	229	▼	-24.7%	-75	
	Other	OT	203	▲	+10.9%	+20	
	Family Abuse - Protective Order	FP	89	▲	+6.0%	+5	
	Capias	CA	77	▼	+1.3%	+1	
	Remand Support	RS	76	▲	+13.4%	+9	
	Felony	CF	75	▼	-13.8%	-12	
	Non-Family Abuse Protective Order	AP	23	▲	+9.5%	+2	
	Motion - Protective Order	MP	8	▼	-20.0%	-2	
	Violation Family Abuse Protective Order	PS	7	▲	-	+7	
	Violation of Protective Order	PV	3	▼	-50.0%	-3	
	Restricted License for Non-Support	SL	1	▲	-	+1	
	Total		1,357	▼	-3.1%	-43	
Juvenile	Custody Visitation	CV	780	▼	-16.4%	-153	
	Misdemeanor	DM	72	▲	+50.0%	+24	
	Remand Custody	RC	61	↔	-	-	
	Felony	DF	48	▼	-28.4%	-19	
	Remand Visitation	RV	43	↔	-	-	
	Truancy	TR	22	▲	+633.3%	+19	
	Traffic	T	20	▲	+233.3%	+14	
	Non-Family Abuse Protective Order	AP	18	▼	-35.7%	-10	
	Paternity	PT	13	▼	-48.0%	-12	
	Show Cause	SC	11	▲	+120.0%	+6	
	Other	OT	10	▲	+42.9%	+3	
	Abuse and Neglect	AN	9	▲	+80.0%	+4	
	Foster Care Review	FC	8	▲	+300.0%	+6	
	Motion - Protective Order	MP	7	▲	+133.3%	+4	
	Permanency Planning	PH	5	▼	-37.5%	-3	
	Child In Need of Services	CS	4	▲	+100.0%	+2	
	Relief of Custody	CR	3	▲	-	+3	
	Emergency Custody Order	EC	2	▼	-81.8%	-9	
	Mental Commitment	MC	2	▼	-50.0%	-2	
	Temporary Detention Order	TD	2	▼	-75.0%	-6	
	Initial Foster Care	IF	1	▼	-66.7%	-2	
	Special Immigrant Juvenile Status	SI	1	▼	-50.0%	-1	
	Voluntary Continuing Services and Support Agree	VA	1	▲	-	+1	
	Capias	CA	0	▼	-100.0%	-1	
	Civil Violation	CI	0	▼	-100.0%	-1	
	Family Abuse - Protective Order	FP	0	▼	-100.0%	-1	
	Status	ST	0	▼	-100.0%	-3	
	Terminate Parental Rights	TP	0	▼	-100.0%	-9	
		Total		1,143	▼	-11.3%	-146
		GRAND TOTAL		2,500	▼	-7.0%	-189

Filings by Major Case Category**

Category	Summary	Change	% Change	Absolute Change
Adult Criminal	652	▲	+2.4%	+15
Child Dependency	27	▲	-	0

* Compared to same time period as previous year
 3/11/2024 12:15:49PM

** Case Type Categories are defined in the 2017 Virginia Judicial Workload Assessment
 Source: SCV-SQL-Information

Child in Need of Services/Supervision	27	▲	+350.0%	+21
Custody and Visitation	793	▼	-17.3%	-166
Delinquency	130	▲	+9.2%	+11
Juvenile Miscellaneous	0	▼	-100.0%	-3
New to Workload Study	1	▼	-66.7%	-2
Other	399	▲	+3.9%	+15
Protective Orders	145	▼	-1.4%	-2
Support	306	▲	-23.1%	-92
Traffic	20	▲	+233.3%	+14
GRAND TOTAL	2,500	▼	-7.0%	-189

2024 Overall GRAND TOTAL	Distribution of Caseload	Change*	Percentage (%) of Caseload																								
5,600 +1,670 42.5% 	<table border="1"> <tr> <td>Adult</td> <td>2,526</td> <td>45%</td> <td>24.5% ▲</td> <td>+497</td> </tr> <tr> <td>Juvenile</td> <td>3,074</td> <td>55%</td> <td>61.7% ▲</td> <td>+1,173</td> </tr> <tr> <td>GRAND TOTAL</td> <td>5,600</td> <td>100%</td> <td>42.5% ▲</td> <td>+1,670</td> </tr> </table>	Adult	2,526	45%	24.5% ▲	+497	Juvenile	3,074	55%	61.7% ▲	+1,173	GRAND TOTAL	5,600	100%	42.5% ▲	+1,670		<table border="1"> <tr> <td>Adult</td> <td>2023: 51.6%</td> <td>2024: 45.1%</td> </tr> <tr> <td>Juvenile</td> <td>2023: 48.4%</td> <td>2024: 54.9%</td> </tr> <tr> <td>GRAND TOTAL</td> <td>100%</td> <td>100%</td> </tr> </table>	Adult	2023: 51.6%	2024: 45.1%	Juvenile	2023: 48.4%	2024: 54.9%	GRAND TOTAL	100%	100%
Adult	2,526	45%	24.5% ▲	+497																							
Juvenile	3,074	55%	61.7% ▲	+1,173																							
GRAND TOTAL	5,600	100%	42.5% ▲	+1,670																							
Adult	2023: 51.6%	2024: 45.1%																									
Juvenile	2023: 48.4%	2024: 54.9%																									
GRAND TOTAL	100%	100%																									

Filings by Division & Code

Division	Case Type Description	Code	Summary	Change	% Change	Absolute Change	
Adult	Civil Support	VS	488	▲	+1.9%	+9	
	Misdemeanor	CM	475	▲	+12.8%	+54	
	Show Cause	SC	453	▲	+29.8%	+104	
	Remand Support	RS	385	▲	+1,032.4%	+351	
	Other	OT	319	▼	-23.1%	-96	
	Family Abuse - Protective Order	FP	143	▲	+7.5%	+10	
	Felony	CF	119	▲	+20.2%	+20	
	Capias	CA	104	▲	+44.4%	+32	
	Motion - Protective Order	MP	25	▲	+38.9%	+7	
	Non-Family Abuse Protective Order	AP	8	▲	+14.3%	+1	
	Violation of Protective Order	PV	5	▲	+400.0%	+4	
	Bond Forfeiture	BF	2	▲	-	+2	
	Criminal Support	CS	0	▼	-100.0%	-1	
	Total		2,526	▲	24.5%	+497	
Juvenile	Custody Visitation	CV	1,324	▲	+8.7%	+106	
	Remand Custody	RC	552	▲	+868.4%	+495	
	Remand Visitation	RV	539	▲	+862.5%	+483	
	Misdemeanor	DM	173	▲	+41.8%	+51	
	Traffic	T	102	▲	+13.3%	+12	
	Motion - Protective Order	MP	72	▲	+24.1%	+14	
	Abuse and Neglect	AN	68	▲	+58.1%	+25	
	Felony	DF	56	▼	-37.1%	-33	
	Paternity	PT	37	▲	+94.7%	+18	
	Permanency Planning	PH	31	▲	+14.8%	+4	
	Foster Care Review	FC	25	▲	+92.3%	+12	
	Non-Family Abuse Protective Order	AP	17	▼	-39.3%	-11	
	Show Cause	SC	14	▲	+27.3%	+3	
	Initial Foster Care	IF	13	▼	-18.8%	-3	
	Status	ST	12	▼	-20.0%	-3	
	Truancy	TR	7	▲	+250.0%	+5	
	Child In Need of Services	CS	6	▲	+500.0%	+5	
	Civil Violation	CI	5	▲	+25.0%	+1	
	Special Immigrant Juvenile Status	SI	4	▲	-	+4	
	Terminate Parental Rights	TP	4	▼	-77.8%	-14	
	Capias	CA	3	▲	+200.0%	+2	
	Other	OT	3	▼	-25.0%	-1	
	Family Abuse - Protective Order	FP	2	▲	-	+2	
	Relief of Custody	CR	2	↔	-	-	
	Emancipation	EP	1	↔	-	-	
	Entrustment	ET	1	↔	-	-	
	Temporary Detention Order	TD	1	▼	-50.0%	-1	
	Mental Commitment	MC	0	▼	-100.0%	-1	
	Qualified Residential Treatment	QR	0	▼	-100.0%	-1	
	Voluntary Continuing Services and Support Agreem	VA	0	▼	-100.0%	-1	
		Total		3,074	▲	61.7%	+1,173
		GRAND TOTAL		5,600	▲	42.5%	+1,670

* Compared to same time period as previous year
 3/11/2024 12:15:49PM

** Case Type Categories are defined in the 2017 Virginia Judicial Workload Assessment
 Source: SCV-SQL-Information

Filings by Major Case Category**

Category	Summary	Change	% Change	Absolute Change
Adult Criminal	1,068	▲	+24.2%	+208
Child Dependency	144	▼	+18.0%	+22
Child in Need of Services/Supervision	15	▲	+275.0%	+11
Custody and Visitation	1,361	▲	+10.0%	+124
Delinquency	244	▲	+9.9%	+22
Juvenile Miscellaneous	13	▼	-18.8%	-3
New to Workload Study	9	▲	+125.0%	+5
Other	1,799	▲	+216.2%	+1,230
Protective Orders	267	▲	+9.4%	+23
Support	578	▲	+2.8%	+16
Traffic	102	▲	+13.3%	+12
GRAND TOTAL	5,600	▲	42.5%	+1,670

* Compared to same time period as previous year
 3/11/2024 12:15:49PM

** Case Type Categories are defined in the 2017 Virginia Judicial Workload Assessment
 Source: SCV-SQL-Information

2024 Overall GRAND TOTAL		Distribution of Caseload			Change*		Percentage (%) of Caseload		
1,649	+148 9.9%	Adult	1,014	61%	4.6% ▲	+45	Adult	2023 64.6%	2024 61.5%
2024		Juvenile	635	39%	19.4% ▲	+103	Juvenile	35.4%	38.5%
		GRAND TOTAL	1,649	100%	9.9% ▲	+148	GRAND TOTAL	100%	100%

Filings by Division & Code

Division	Case Type Description	Code	Summary	Change	% Change	Absolute Change
Adult	Show Cause	SC	251	▲	+58.9%	+93
	Misdemeanor	CM	224	▼	-9.7%	-24
	Civil Support	VS	191	▲	+2.1%	+4
	Other	OT	145	▼	-12.7%	-21
	Capias	CA	60	▲	+7.1%	+4
	Felony	CF	50	▼	-27.5%	-19
	Family Abuse - Protective Order	FP	44	▼	-4.3%	-2
	Remand Support	RS	22	▲	+144.4%	+13
	Non-Family Abuse Protective Order	AP	20	▲	+5.3%	+1
	Motion - Protective Order	MP	5	▼	-50.0%	-5
	Bond Forfeiture	BF	1	▲	-	+1
	Violation of Protective Order	PV	1	▲	-	+1
	Restricted License for Non-Support	SL	0	▼	-100.0%	-1
	Total		1,014	▲	4.6%	+45
Juvenile	Custody Visitation	CV	413	▲	+2.2%	+9
	Misdemeanor	DM	44	▲	+33.3%	+11
	Remand Custody	RC	31	▲	+181.8%	+20
	Remand Visitation	RV	31	▲	+181.8%	+20
	Paternity	PT	28	▲	+211.1%	+19
	Felony	DF	18	▼	-10.0%	-2
	Status	ST	11	▲	+450.0%	+9
	Traffic	T	11	▲	+22.2%	+2
	Non-Family Abuse Protective Order	AP	10	▼	-37.5%	-6
	Terminate Parental Rights	TP	10	▲	-	+10
	Permanency Planning	PH	7	▲	+75.0%	+3
	Family Abuse - Protective Order	FP	4	▲	-	+4
	Foster Care Review	FC	4	↔	-	-
	Abuse and Neglect	AN	3	▲	-	+3
	Show Cause	SC	3	▲	+50.0%	+1
	Child In Need of Services	CS	2	▲	+100.0%	+1
	Emergency Custody Order	EC	2	▲	+100.0%	+1
	Civil Violation	CI	1	▲	-	+1
	Mental Commitment	MC	1	↔	-	-
	Temporary Detention Order	TD	1	▲	-	+1
	Initial Foster Care	IF	0	▼	-100.0%	-1
Other	OT	0	▼	-100.0%	-3	
	Total		635	▲	19.4%	+103
	GRAND TOTAL		1,649	▲	9.9%	+148

Filings by Major Case Category**

Category	Summary	Change	% Change	Absolute Change
Adult Criminal	529	▲	+10.7%	+51
Child Dependency	24	▲	+166.7%	+15
Child in Need of Services/Supervision	2	↔	-	0
Custody and Visitation	441	▲	+6.8%	+28
Delinquency	65	▲	+20.4%	+11
Juvenile Miscellaneous	11	▲	+450.0%	+9
New to Workload Study	1	▲	-	+1

* Compared to same time period as previous year
 3/11/2024 12:15:49PM

** Case Type Categories are defined in the 2017 Virginia Judicial Workload Assessment
 Source: SCV-SQL-Information

Other	233	▲	+15.3%	+31
Protective Orders	83	▲	-8.8%	-8
Support	249	▼	+3.3%	+8
Traffic	11	▲	+22.2%	+2
GRAND TOTAL	1,649	▲	9.9%	+148

2024 Overall GRAND TOTAL		Distribution of Caseload		Change*		Percentage (%) of Caseload			
2,850	+378 15.3%	Adult	1,541	54%	11.2% ▲	+155	Adult	56.1%	54.1%
2024		Juvenile	1,309	46%	20.5% ▲	+223	Juvenile	43.9%	45.9%
2023		GRAND TOTAL	2,850	100%	15.3% ▲	+378	GRAND TOTAL	100%	100%

Filings by Division & Code

Division	Case Type Description	Code	Summary	Change	% Change	Absolute Change
Adult	Misdemeanor	CM	376	▲	+22.1%	+68
	Other	OT	323	▲	+27.2%	+69
	Civil Support	VS	282	▼	-1.1%	-3
	Show Cause	SC	231	▼	-6.1%	-15
	Family Abuse - Protective Order	FP	106	▲	+49.3%	+35
	Felony	CF	95	▲	+15.9%	+13
	Capias	CA	90	▼	-14.3%	-15
	Non-Family Abuse Protective Order	AP	12	▲	+100.0%	+6
	Remand Support	RS	12	▲	+20.0%	+2
	Motion - Protective Order	MP	8	▼	-20.0%	-2
	Protective Order	PC	5	▲	+66.7%	+2
	Violation of Protective Order	PV	1	▼	-83.3%	-5
		Total		1,541	▲	11.2%
Juvenile	Custody Visitation	CV	692	▲	+9.5%	+60
	Misdemeanor	DM	110	▲	+46.7%	+35
	Abuse and Neglect	AN	72	▲	+63.6%	+28
	Felony	DF	70	▲	+1.4%	+1
	Non-Family Abuse Protective Order	AP	51	▲	+325.0%	+39
	Permanency Planning	PH	50	▲	+78.6%	+22
	Mental Commitment	MC	35	▲	+118.8%	+19
	Foster Care Review	FC	32	▲	+23.1%	+6
	Paternity	PT	24	▲	+4.3%	+1
	Status	ST	24	▲	+26.3%	+5
	Terminate Parental Rights	TP	20	▲	+233.3%	+14
	Traffic	T	20	▲	+42.9%	+6
	Other	OT	16	▼	-30.4%	-7
	Remand Custody	RC	16	▼	-5.9%	-1
	Remand Visitation	RV	16	▼	-5.9%	-1
	Initial Foster Care	IF	14	▼	-41.7%	-10
	Show Cause	SC	14	▲	-	-
	Relief of Custody	CR	7	▼	-12.5%	-1
	Motion - Protective Order	MP	6	↔	-	-
	Child In Need of Services	CS	5	▲	+25.0%	+1
	Emergency Custody Order	EC	5	▲	+150.0%	+3
	Temporary Detention Order	TD	4	▼	-42.9%	-3
	Family Abuse - Protective Order	FP	2	▲	-	+2
	Voluntary Continuing Services and Support Agree	VA	2	▲	-	+2
	Capias	CA	1	▲	-	+1
	Truancy	TR	1	▲	-	+1
		Total		1,309	▲	20.5%
	GRAND TOTAL		2,850	▲	15.3%	+378

Filings by Major Case Category**

Category	Summary	Change	% Change	Absolute Change
Adult Criminal	727	▲	+17.3%	+107
Child Dependency	197	▲	+44.9%	+61
Child in Need of Services/Supervision	15	▲	-	0
Custody and Visitation	716	▲	+9.3%	+61
Delinquency	186	▲	+26.5%	+39

* Compared to same time period as previous year
 3/11/2024 12:15:49PM

** Case Type Categories are defined in the 2017 Virginia Judicial Workload Assessment
 Source: SCV-SQL-Information

CPSS - JCMS CASELOAD STATISTICS OF THE JUVENILE & DOMESTIC RELATIONS DISTRICT COURTS
 January 2024 thru February 2024 Filings (Compared to January 2023 thru February 2023)

Norfolk

District: 4 FIPS: 710

Juvenile Miscellaneous	24	▲	+26.3%	+5
Other	427	▲	+23.4%	+81
Protective Orders	185	▲	+76.2%	+80
Support	353	▼	-14.9%	-62
Traffic	20	▲	+42.9%	+6
GRAND TOTAL	2,850	▲	15.3%	+378

2024 Overall GRAND TOTAL		Distribution of Caseload			Change*		Percentage (%) of Caseload		
202 +20 11.0% 		Adult	112	55%	9.8% ▲	+10	Adult	56.0%	55.4%
		Juvenile	90	45%	12.5% ▲	+10	Juvenile	44.0%	44.6%
		GRAND TOTAL	202	100%	11.0% ▲	+20	GRAND TOTAL	100%	100%

Filings by Division & Code

Division	Case Type Description	Code	Summary	Change	% Change	Absolute Change
Adult	Misdemeanor	CM	48	▲	+60.0%	+18
	Other	OT	25	▲	+38.9%	+7
	Show Cause	SC	14	▼	+7.7%	+1
	Civil Support	VS	9	▼	-55.0%	-11
	Felony	CF	9	▲	+50.0%	+3
	Family Abuse - Protective Order	FP	4	▼	-42.9%	-3
	Capias	CA	3	↔		-
	Motion - Protective Order	MP	0	▼	-100.0%	-1
	Remand Support	RS	0	▼	-100.0%	-2
	Violation Family Abuse Protective Order	PS	0	▼	-100.0%	-2
	Total		112	▲	9.8%	+10
Juvenile	Custody Visitation	CV	46	▲	+35.3%	+12
	Misdemeanor	DM	12	▼	-7.7%	-1
	Truancy	TR	8	▲	-	+8
	Foster Care Review	FC	5	▼	-16.7%	-1
	Civil Violation	CI	4	▲	-	+4
	Status	ST	4	▲	-	+4
	Non-Family Abuse Protective Order	AP	2	▲	-	+2
	Paternity	PT	2	▲	+100.0%	+1
	Permanency Planning	PH	2	▼	-33.3%	-1
	Traffic	T	2	▲	+100.0%	+1
	Felony	DF	1	▼	-50.0%	-1
	Other	OT	1	▲	-	+1
	Relief of Custody	CR	1	▲	-	+1
	Abuse and Neglect	AN	0	▼	-100.0%	-8
	Emergency Custody Order	EC	0	▼	-100.0%	-1
	Initial Foster Care	IF	0	▼	-100.0%	-2
	Qualified Residential Treatment	QR	0	▼	-100.0%	-1
	Remand Custody	RC	0	▼	-100.0%	-2
	Remand Visitation	RV	0	▼	-100.0%	-2
	Show Cause	SC	0	▼	-100.0%	-1
Temporary Detention Order	TD	0	▼	-100.0%	-1	
Terminate Parental Rights	TP	0	▼	-100.0%	-2	
	Total		90	▲	12.5%	+10
GRAND TOTAL			202	▲	11.0%	+20

Filings by Major Case Category**

Category	Summary	Change	% Change	Absolute Change
Adult Criminal	74	▲	+39.6%	+21
Child Dependency	8	▲	-63.6%	-14
Child in Need of Services/Supervision	8	▲	-	+8
Custody and Visitation	48	▲	+37.1%	+13
Delinquency	13	▼	-18.8%	-3
Juvenile Miscellaneous	4	▲	-	+4
New to Workload Study	4	▲	-	+4
Other	26	▲		0
Protective Orders	6	▲	-25.0%	-2
Support	9	▼	-57.1%	-12

* Compared to same time period as previous year
 3/11/2024 12:15:49PM

** Case Type Categories are defined in the 2017 Virginia Judicial Workload Assessment
 Source: SCV-SQL-Information

Traffic		2	▲	+100.0%	+1
	GRAND TOTAL	202	▲	11.0%	+20

2024 Overall GRAND TOTAL		Distribution of Caseload		Change*		Percentage (%) of Caseload			
260 +12 4.8% 		Adult	150	58%	4.9% ▲	+7	Adult	57.7%	57.7%
		Juvenile	110	42%	4.8% ▲	+5	Juvenile	42.3%	42.3%
		GRAND TOTAL	260	100%	4.8% ▲	+12	GRAND TOTAL	100%	100%

Filings by Division & Code

Division	Case Type Description	Code	Summary	Change	% Change	Absolute Change
Adult	Show Cause	SC	38	▲	+58.3%	+14
	Civil Support	VS	33	▼	-2.9%	-1
	Misdemeanor	CM	25	▼	-13.8%	-4
	Family Abuse - Protective Order	FP	18	▲	+63.6%	+7
	Other	OT	17	↔		-
	Capias	CA	11	▲	-8.3%	-1
	Motion - Protective Order	MP	3	▲	+200.0%	+2
	Felony	CF	2	▼	-85.7%	-12
	Non-Family Abuse Protective Order	AP	1	▲	-	+1
	Remand Support	RS	1	↔		-
	Violation Family Abuse Protective Order	PS	1	▲	-	+1
	Total		150	▲	4.9%	+7
Juvenile	Custody Visitation	CV	78	▲	+9.9%	+7
	Misdemeanor	DM	10	▼	-9.1%	-1
	Paternity	PT	4	▲	-	+4
	Terminate Parental Rights	TP	4	▲	+300.0%	+3
	Foster Care Review	FC	3	▲	-	+3
	Traffic	T	3	▼	-66.7%	-6
	Emergency Custody Order	EC	2	▲	-	+2
	Voluntary Continuing Services and Support Agree	VA	2	▲	-	+2
	Permanency Planning	PH	1	▲	-	+1
	Remand Custody	RC	1	↔		-
	Remand Visitation	RV	1	↔		-
	Status	ST	1	▼	-75.0%	-3
	Felony	DF	0	▼	-100.0%	-5
	Relief of Custody	CR	0	▼	-100.0%	-1
	Temporary Detention Order	TD	0	▼	-100.0%	-1
		Total		110	▲	4.8%
	GRAND TOTAL		260	▲	4.8%	+12

Filings by Major Case Category**

Category	Summary	Change	% Change	Absolute Change
Adult Criminal	66	▲	-10.8%	-8
Child Dependency	10	▲	+400.0%	+8
Custody and Visitation	82	▲	+15.5%	+11
Delinquency	10	▼	-37.5%	-6
Juvenile Miscellaneous	1	▼	-75.0%	-3
Other	22	▲	+4.8%	+1
Protective Orders	22	▲	+83.3%	+10
Support	44	▲	+12.8%	+5
Traffic	3	▼	-66.7%	-6
	GRAND TOTAL	▲	4.8%	+12

* Compared to same time period as previous year
 3/11/2024 12:15:49PM

** Case Type Categories are defined in the 2017 Virginia Judicial Workload Assessment
 Source: SCV-SQL-Information

2024 Overall GRAND TOTAL		Distribution of Caseload			Change*		Percentage (%) of Caseload		
134	-7 -5.0%	Adult	75	56%	5.6% ▲	+4	Adult	2023 50.4%	2024 56.0%
2024		Juvenile	59	44%	-15.7% ▼	-11	Juvenile	49.6%	44.0%
2023		GRAND TOTAL	134	100%	-5.0% ▼	-7	GRAND TOTAL	100%	100%

Filings by Division & Code

Division	Case Type Description	Code	Summary	Change	% Change	Absolute Change
Adult	Civil Support	VS	14	▼	-6.7%	-1
	Other	OT	14	▲	+27.3%	+3
	Misdemeanor	CM	11	▲	+10.0%	+1
	Show Cause	SC	10	▲	-44.4%	-8
	Felony	CF	8	↔		-
	Family Abuse - Protective Order	FP	7	▲	+133.3%	+4
	Capias	CA	4	▲	-	+4
	Remand Support	RS	4	▲	+33.3%	+1
	Violation of Protective Order	PV	2	▼	-33.3%	-1
	Motion - Protective Order	MP	1	▲	-	+1
	Total		75	▲	5.6%	+4
Juvenile	Custody Visitation	CV	32	▼	-15.8%	-6
	Misdemeanor	DM	6	▲	+20.0%	+1
	Remand Custody	RC	6	▲	+100.0%	+3
	Remand Visitation	RV	6	▲	+100.0%	+3
	Traffic	T	4	▼	-66.7%	-8
	Felony	DF	1	▲	-	+1
	Non-Family Abuse Protective Order	AP	1	▲	-	+1
	Paternity	PT	1	↔		-
	Status	ST	1	▲	-	+1
	Temporary Detention Order	TD	1	↔		-
	Abuse and Neglect	AN	0	▼	-100.0%	-5
	Emergency Custody Order	EC	0	▼	-100.0%	-1
	Other	OT	0	▼	-100.0%	-1
		Total		59	▼	-15.7%
GRAND TOTAL			134	▼	-5.0%	-7

Filings by Major Case Category**

Category	Summary	Change	% Change	Absolute Change
Adult Criminal	31	▲	-20.5%	-8
Child Dependency	0	▼	-100.0%	-5
Custody and Visitation	33	▼	-15.4%	-6
Delinquency	7	▲	+40.0%	+2
Juvenile Miscellaneous	1	▲	-	+1
Other	31	▲	+34.8%	+8
Protective Orders	9	▲	+200.0%	+6
Support	18	▲	+20.0%	+3
Traffic	4	▼	-66.7%	-8
GRAND TOTAL	134	▼	-5.0%	-7

* Compared to same time period as previous year
 3/11/2024 12:15:49PM

** Case Type Categories are defined in the 2017 Virginia Judicial Workload Assessment
 Source: SCV-SQL-Information

2024 Overall GRAND TOTAL		Distribution of Caseload		Change*		Percentage (%) of Caseload			
954 -803 -45.7% 		Adult	581	61%	-39.5% ▼	-380	Adult	54.7%	60.9%
		Juvenile	373	39%	-53.1% ▼	-423	Juvenile	45.3%	39.1%
		GRAND TOTAL	954	100%	-45.7% ▼	-803	GRAND TOTAL	100%	100%

Filings by Division & Code

Division	Case Type Description	Code	Summary	Change	% Change	Absolute Change
Adult	Show Cause	SC	167	▲	+40.3%	+48
	Civil Support	VS	153	▲	+22.4%	+28
	Misdemeanor	CM	85	▼	-33.1%	-42
	Other	OT	69	▼	-78.7%	-255
	Family Abuse - Protective Order	FP	42	▲	+2.4%	+1
	Felony	CF	28	▼	-22.2%	-8
	Capias	CA	18	▼	-33.3%	-9
	Remand Support	RS	13	▼	-91.8%	-146
	Motion - Protective Order	MP	5	▲	+150.0%	+3
	Restricted License for Non-Support	SL	1	▲	-	+1
	Non-Family Abuse Protective Order	AP	0	▼	-100.0%	-1
	Total		581	▼	-39.5%	-380
Juvenile	Custody Visitation	CV	224	▼	-7.8%	-19
	Misdemeanor	DM	39	▼	-18.8%	-9
	Remand Custody	RC	16	▼	-91.8%	-179
	Remand Visitation	RV	15	▼	-92.1%	-175
	Status	ST	13	▼	-23.5%	-4
	Non-Family Abuse Protective Order	AP	12	▲	+71.4%	+5
	Traffic	T	10	▲	+42.9%	+3
	Emergency Custody Order	EC	8	▲	+700.0%	+7
	Felony	DF	7	▼	-80.0%	-28
	Paternity	PT	7	▼	-22.2%	-2
	Temporary Detention Order	TD	5	▲	+66.7%	+2
	Initial Foster Care	IF	4	▲	-	+4
	Terminate Parental Rights	TP	4	▲	+300.0%	+3
	Foster Care Review	FC	3	▼	-25.0%	-1
	Permanency Planning	PH	2	▼	-75.0%	-6
	Show Cause	SC	2	▲	-	+2
	Capias	CA	1	▼	-50.0%	-1
	Relief of Custody	CR	1	▲	-	+1
	Family Abuse - Protective Order	FP	0	▼	-100.0%	-2
	Mental Commitment	MC	0	▼	-100.0%	-2
	Other	OT	0	▼	-100.0%	-19
Voluntary Continuing Services and Support Agreen	VA	0	▼	-100.0%	-3	
	Total		373	▼	-53.1%	-423
	GRAND TOTAL		954	▼	-45.7%	-803

Filings by Major Case Category**

Category	Summary	Change	% Change	Absolute Change
Adult Criminal	259	▼	-3.4%	-9
Child Dependency	14	▲	-12.5%	-2
Child in Need of Services/Supervision	1	▲	-	+1
Custody and Visitation	231	▼	-8.3%	-21
Delinquency	48	▲	-43.5%	-37
Juvenile Miscellaneous	13	▼	-23.5%	-4
Other	126	▲	-85.9%	-767
Protective Orders	59	▲	+11.3%	+6
Support	193	▲	+16.3%	+27

* Compared to same time period as previous year
 3/11/2024 12:15:49PM

** Case Type Categories are defined in the 2017 Virginia Judicial Workload Assessment
 Source: SCV-SQL-Information

Traffic	10	▲	+42.9%	+3
GRAND TOTAL	954	▼	-45.7%	-803

2024 Overall GRAND TOTAL		Distribution of Caseload		Change*		Percentage (%) of Caseload			
	124	Adult	46	37%	-20.7% ▼	-12	Adult	48.3%	37.1%
		Juvenile	78	63%	25.8% ▲	+16	Juvenile	51.7%	62.9%
		GRAND TOTAL	124	100%	3.3% ▲	+4	GRAND TOTAL	100%	100%

Filings by Division & Code

Division	Case Type Description	Code	Summary	Change	% Change	Absolute Change
Adult	Misdemeanor	CM	12	▲	+50.0%	+4
	Capias	CA	8	▲	-	+8
	Civil Support	VS	8	▼	-55.6%	-10
	Other	OT	8	▲	+14.3%	+1
	Show Cause	SC	6	▲	-45.5%	-5
	Felony	CF	3	▲	+200.0%	+2
	Family Abuse - Protective Order	FP	1	▼	-90.9%	-10
	Motion - Protective Order	MP	0	▼	-100.0%	-2
	Total		46	▼	-20.7%	-12
Juvenile	Custody Visitation	CV	42	▲	+35.5%	+11
	Abuse and Neglect	AN	13	▲	+1,200.0%	+12
	Misdemeanor	DM	10	▼	-37.5%	-6
	Traffic	T	9	↔	-	-
	Paternity	PT	2	▲	+100.0%	+1
	Permanency Planning	PH	2	▲	-	+2
	Child at Risk	RI	0	▼	-100.0%	-1
	Felony	DF	0	▼	-100.0%	-1
Show Cause	SC	0	▼	-100.0%	-2	
	Total		78	▲	25.8%	+16
GRAND TOTAL			124	▲	3.3%	+4

Filings by Major Case Category**

Category	Summary	Change	% Change	Absolute Change	
Adult Criminal	26	▲	+36.8%	+7	
Child Dependency	15	▲	+650.0%	+13	
Child in Need of Services/Supervision	0	▼	-100.0%	-1	
Custody and Visitation	44	▲	+37.5%	+12	
Delinquency	10	▼	-44.4%	-8	
Other	8	▲	+14.3%	+1	
Protective Orders	1	▼	-92.3%	-12	
Support	11	▲	-42.1%	-8	
Traffic	9	↔	-	0	
GRAND TOTAL		124	▲	3.3%	+4

* Compared to same time period as previous year
 3/11/2024 12:15:49PM

** Case Type Categories are defined in the 2017 Virginia Judicial Workload Assessment
 Source: SCV-SQL-Information

2024 Overall GRAND TOTAL		Distribution of Caseload		Change*		Percentage (%) of Caseload			
118 +2 1.7% 	Adult	56	47%	12.0%	▲	+6	Adult	2023 43.1%	2024 47.5%
	Juvenile	62	53%	-6.1%	▼	-4	Juvenile	56.9%	52.5%
GRAND TOTAL		118	100%	1.7%	▲	+2	GRAND TOTAL	100%	100%

Filings by Division & Code

Division	Case Type Description	Code	Summary	Change	% Change	Absolute Change	
Adult	Misdemeanor	CM	14	▲	+40.0%	+4	
	Other	OT	11	▲	+57.1%	+4	
	Show Cause	SC	11	▲	+10.0%	+1	
	Civil Support	VS	6	▼	-45.5%	-5	
	Family Abuse - Protective Order	FP	6	▲	+50.0%	+2	
	Capias	CA	3	▲	-25.0%	-1	
	Felony	CF	3	▼	-25.0%	-1	
	Motion - Protective Order	MP	1	▲	-	+1	
	Non-Family Abuse Protective Order	AP	1	▲	-	+1	
	Total			56	▲	12.0%	+6
Juvenile	Custody Visitation	CV	25	▼	-41.9%	-18	
	Misdemeanor	DM	14	▲	+100.0%	+7	
	Permanency Planning	PH	6	▲	+500.0%	+5	
	Felony	DF	5	▲	+150.0%	+3	
	Terminate Parental Rights	TP	3	▲	-	+3	
	Civil Violation	CI	2	▲	-	+2	
	Status	ST	2	▲	-	+2	
	Abuse and Neglect	AN	1	▼	-66.7%	-2	
	Child In Need of Services	CS	1	▲	-	+1	
	Paternity	PT	1	▲	-	+1	
	Traffic	T	1	▼	-66.7%	-2	
	Voluntary Continuing Services and Support Agreen	VA	1	▲	-	+1	
	Capias	CA	0	▼	-100.0%	-1	
	Initial Foster Care	IF	0	▼	-100.0%	-3	
	Temporary Detention Order	TD	0	▼	-100.0%	-1	
	Truancy	TR	0	▼	-100.0%	-2	
	Total			62	▼	-6.1%	-4
	GRAND TOTAL			118	▲	1.7%	+2

Filings by Major Case Category**

Category	Summary	Change	% Change	Absolute Change	
Adult Criminal	29	▲	+52.6%	+10	
Child Dependency	11	▲	+57.1%	+4	
Child in Need of Services/Supervision	1	▲	-50.0%	-1	
Custody and Visitation	26	▲	-39.5%	-17	
Delinquency	19	▲	+90.0%	+9	
Juvenile Miscellaneous	2	▲	-	+2	
New to Workload Study	2	▲	-	+2	
Other	11	▼	+37.5%	+3	
Protective Orders	8	▲	+100.0%	+4	
Support	8	▼	-60.0%	-12	
Traffic	1	▼	-66.7%	-2	
GRAND TOTAL		118	▲	1.7%	+2

* Compared to same time period as previous year
 3/11/2024 12:15:49PM

** Case Type Categories are defined in the 2017 Virginia Judicial Workload Assessment
 Source: SCV-SQL-Information

2024 Overall GRAND TOTAL		Distribution of Caseload		Change*		Percentage (%) of Caseload			
108 +34 45.9% 		Adult	67	62%	103.0% ▲	+34	Adult	44.6%	62.0%
		Juvenile	41	38%	0.0%	0	Juvenile	55.4%	38.0%
		GRAND TOTAL	108	100%	45.9% ▲	+34	GRAND TOTAL	100%	100%

Filings by Division & Code

Division	Case Type Description	Code	Summary	Change	% Change	Absolute Change
Adult	Other	OT	20	▲	+400.0%	+16
	Misdemeanor	CM	18	▲	+157.1%	+11
	Felony	CF	15	▲	+1,400.0%	+14
	Show Cause	SC	8	▲	+33.3%	+2
	Civil Support	VS	5	▼	-37.5%	-3
	Family Abuse - Protective Order	FP	1	↔		-
	Capias	CA	0	▼	-100.0%	-6
	Total		67	▲	103.0%	+34
Juvenile	Custody Visitation	CV	10	▼	-28.6%	-4
	Felony	DF	9	▲	+800.0%	+8
	Misdemeanor	DM	7	▼	-50.0%	-7
	Traffic	T	7	▲	+40.0%	+2
	Foster Care Review	FC	3	▲		+3
	Emergency Custody Order	EC	2	▲	+100.0%	+1
	Temporary Detention Order	TD	2	▲		+2
	Paternity	PT	1	↔		-
	Child In Need of Services	CS	0	▼	-100.0%	-2
	Permanency Planning	PH	0	▼	-100.0%	-3
	Total		41		0.0%	0
	GRAND TOTAL		108	▲	45.9%	+34

Filings by Major Case Category**

Category	Summary	Change	% Change	Absolute Change
Adult Criminal	37	▲	+131.3%	+21
Child Dependency	3	▲		0
Child in Need of Services/Supervision	0	▼	-100.0%	-2
Custody and Visitation	11	▼	-26.7%	-4
Delinquency	16	▲	+6.7%	+1
Other	24	▲	+380.0%	+19
Protective Orders	1	↔		0
Support	9	▼	-25.0%	-3
Traffic	7	▲	+40.0%	+2
	GRAND TOTAL	▲	45.9%	+34

* Compared to same time period as previous year
 3/11/2024 12:15:49PM

** Case Type Categories are defined in the 2017 Virginia Judicial Workload Assessment
 Source: SCV-SQL-Information

2024 Overall GRAND TOTAL		Distribution of Caseload			Change*		Percentage (%) of Caseload			
343 -94 -21.5% 		Adult	196	57%	-21.6%	▼	-54	Adult	57.2%	57.1%
		Juvenile	147	43%	-21.4%	▼	-40	Juvenile	42.8%	42.9%
		GRAND TOTAL	343	100%	-21.5%	▼	-94	GRAND TOTAL	100%	100%

Filings by Division & Code

Division	Case Type Description	Code	Summary	Change	% Change	Absolute Change
Adult	Misdemeanor	CM	42	▼	-8.7%	-4
	Civil Support	VS	35	▼	-14.6%	-6
	Other	OT	31	▲	+14.8%	+4
	Show Cause	SC	30	▼	-56.5%	-39
	Family Abuse - Protective Order	FP	22	▲	+15.8%	+3
	Capias	CA	16	▲	-48.4%	-15
	Felony	CF	14	▲	+40.0%	+4
	Motion - Protective Order	MP	3	▲	+50.0%	+1
	Violation of Protective Order	PV	2	▲	+100.0%	+1
	Bond Forfeiture	BF	1	▲	-	+1
	Emergency Substantial Risk Order	SR	0	▼	-100.0%	-2
	Non-Family Abuse Protective Order	AP	0	▼	-100.0%	-2
		Total		196	▼	-21.6%
Juvenile	Custody Visitation	CV	83	▼	-31.4%	-38
	Misdemeanor	DM	22	▲	+22.2%	+4
	Abuse and Neglect	AN	10	▲	+100.0%	+5
	Initial Foster Care	IF	5	▲	+400.0%	+4
	Show Cause	SC	4	▲	+100.0%	+2
	Traffic	T	4	▲	+33.3%	+1
	Foster Care Review	FC	3	▼	-40.0%	-2
	Terminate Parental Rights	TP	3	▲	-	+3
	Emergency Custody Order	EC	2	↔	-	-
	Felony	DF	2	▼	-75.0%	-6
	Temporary Detention Order	TD	2	↔	-	-
	Truancy	TR	2	▼	-33.3%	-1
	Capias	CA	1	▲	-	+1
	Civil Violation	CI	1	▲	-	+1
	Permanency Planning	PH	1	▼	-50.0%	-1
	Relief of Custody	CR	1	▲	-	+1
	Status	ST	1	▼	-85.7%	-6
	Mental Commitment	MC	0	▼	-100.0%	-1
	Non-Family Abuse Protective Order	AP	0	▼	-100.0%	-3
	Qualified Residential Treatment	QR	0	▼	-100.0%	-2
Special Immigrant Juvenile Status	SI	0	▼	-100.0%	-2	
	Total		147	▼	-21.4%	-40
GRAND TOTAL			343	▼	-21.5%	-94

Filings by Major Case Category**

Category	Summary	Change	% Change	Absolute Change
Adult Criminal	85	▲	-32.5%	-41
Child Dependency	23	▲	+53.3%	+8
Child in Need of Services/Supervision	5	▲	+66.7%	+2
Custody and Visitation	83	▼	-31.4%	-38
Delinquency	26	▲	-7.1%	-2
Juvenile Miscellaneous	1	▼	-85.7%	-6
New to Workload Study	1	▲	-75.0%	-3
Other	35	▼	+9.4%	+3
Protective Orders	25	▼	-3.8%	-1

* Compared to same time period as previous year
 3/11/2024 12:15:49PM

** Case Type Categories are defined in the 2017 Virginia Judicial Workload Assessment
 Source: SCV-SQL-Information

CPSS - JCMS CASELOAD STATISTICS OF THE JUVENILE & DOMESTIC RELATIONS DISTRICT COURTS
January 2024 thru February 2024 Filings (Compared to January 2023 thru February 2023)

Support	55	▲	-23.6%	-17
Traffic	4	▲	+33.3%	+1
GRAND TOTAL	343	▼	-21.5%	-94

* Compared to same time period as previous year
3/11/2024 12:15:49PM

** Case Type Categories are defined in the 2017 Virginia Judicial Workload Assessment
Source: SCV-SQL-Information

2024 Overall GRAND TOTAL		Distribution of Caseload		Change*		Percentage (%) of Caseload		
323	-16 -4.7%	Adult	167 52%	21.0% ▲	+29	Adult	2023 40.7%	2024 51.7%
2024		Juvenile	156 48%	-22.4% ▼	-45	Juvenile	59.3%	48.3%
2023		GRAND TOTAL	323 100%	-4.7% ▼	-16	GRAND TOTAL	100%	100%

Filings by Division & Code

Division	Case Type Description	Code	Summary	Change	% Change	Absolute Change
Adult	Misdemeanor	CM	63	▲	+110.0%	+33
	Family Abuse - Protective Order	FP	25	▲	+56.3%	+9
	Civil Support	VS	23	▼	-8.0%	-2
	Show Cause	SC	16	▼	-36.0%	-9
	Felony	CF	15	▲	+36.4%	+4
	Other	OT	13	▲	+44.4%	+4
	Capias	CA	6	▼	-60.0%	-9
	Non-Family Abuse Protective Order	AP	3	▲	+50.0%	+1
	Remand Support	RS	2	▲	-	+2
	Motion - Protective Order	MP	1	▼	-80.0%	-4
	Total		167	▲	21.0%	+29
Juvenile	Custody Visitation	CV	87	▼	-36.0%	-49
	Misdemeanor	DM	20	▲	+5.3%	+1
	Traffic	T	18	▲	+500.0%	+15
	Felony	DF	7	▼	-68.2%	-15
	Non-Family Abuse Protective Order	AP	7	▼	-22.2%	-2
	Civil Violation	CI	6	▲	+200.0%	+4
	Family Abuse - Protective Order	FP	5	▲	-	+5
	Show Cause	SC	4	▲	+33.3%	+1
	Remand Custody	RC	1	▲	-	+1
	Remand Visitation	RV	1	▲	-	+1
	Abuse and Neglect	AN	0	▼	-100.0%	-4
	Capias	CA	0	▼	-100.0%	-2
	Foster Care Review	FC	0	▼	-100.0%	-1
	Total		156	▼	-22.4%	-45
GRAND TOTAL			323	▼	-4.7%	-16

Filings by Major Case Category**

Category	Summary	Change	% Change	Absolute Change
Adult Criminal	97	▲	+24.4%	+19
Child Dependency	0	▼	-100.0%	-5
Custody and Visitation	87	▼	-36.0%	-49
Delinquency	31	▼	-32.6%	-15
New to Workload Study	6	▲	+200.0%	+4
Other	17	▲	+88.9%	+8
Protective Orders	41	▲	+28.1%	+9
Support	26	▼	-7.1%	-2
Traffic	18	▲	+500.0%	+15
GRAND TOTAL		323	▼	-4.7%

2024 Overall GRAND TOTAL		Distribution of Caseload		Change*		Percentage (%) of Caseload			
98 	+8	Adult	55	56%	14.6% ▲	+7	Adult	53.3%	56.1%
	8.9%	Juvenile	43	44%	2.4% ▲	+1	Juvenile	46.7%	43.9%
GRAND TOTAL 98		GRAND TOTAL 98		100%	8.9% ▲	+8	GRAND TOTAL 100% 100%		

Filings by Division & Code

Division	Case Type Description	Code	Summary	Change	% Change	Absolute Change
Adult	Misdemeanor	CM	16	▲	+33.3%	+4
	Show Cause	SC	13	▲	+44.4%	+4
	Civil Support	VS	8	▲	+14.3%	+1
	Family Abuse - Protective Order	FP	8	▲	+33.3%	+2
	Other	OT	5	▲	+150.0%	+3
	Felony	CF	3	▼	-50.0%	-3
	Capias	CA	2	↔	-60.0%	-3
	Motion - Protective Order	MP	0	▼	-100.0%	-1
Total			55	▲	14.6%	+7
Juvenile	Custody Visitation	CV	22	▲	+46.7%	+7
	Traffic	T	7	▼	-22.2%	-2
	Permanency Planning	PH	6	▲	+500.0%	+5
	Foster Care Review	FC	4	▲	+300.0%	+3
	Misdemeanor	DM	2	▼	-50.0%	-2
	Paternity	PT	1	▲	-	+1
	Special Immigrant Juvenile Status	SI	1	▲	-	+1
	Abuse and Neglect	AN	0	▼	-100.0%	-6
	Family Abuse - Protective Order	FP	0	▼	-100.0%	-1
	Remand Custody	RC	0	▼	-100.0%	-1
	Remand Visitation	RV	0	▼	-100.0%	-1
	Show Cause	SC	0	▼	-100.0%	-1
	Status	ST	0	▼	-100.0%	-1
	Truancy	TR	0	▼	-100.0%	-1
	Total			43	▲	2.4%
GRAND TOTAL			98	▲	8.9%	+8

Filings by Major Case Category**

Category	Summary	Change	% Change	Absolute Change	
Adult Criminal	30	▼	-3.2%	-1	
Child Dependency	10	▲	+25.0%	+2	
Child in Need of Services/Supervision	0	▼	-100.0%	-1	
Custody and Visitation	23	▲	+53.3%	+8	
Delinquency	2	▼	-60.0%	-3	
Juvenile Miscellaneous	0	▼	-100.0%	-1	
New to Workload Study	1	▲	-	+1	
Other	5	▲	+25.0%	+1	
Protective Orders	8	▼	-	0	
Support	12	▲	+50.0%	+4	
Traffic	7	▼	-22.2%	-2	
GRAND TOTAL		98	▲	8.9%	+8

* Compared to same time period as previous year
 3/11/2024 12:15:49PM

** Case Type Categories are defined in the 2017 Virginia Judicial Workload Assessment
 Source: SCV-SQL-Information

2024 Overall GRAND TOTAL		Distribution of Caseload			Change*		Percentage (%) of Caseload		
2,335 +148 6.8% 		Adult	1,516	65%	5.6% ▲	+80	Adult	65.7%	64.9%
		Juvenile	819	35%	9.1% ▲	+68	Juvenile	34.3%	35.1%
GRAND TOTAL		2,335	100%		6.8% ▲	+148	GRAND TOTAL	100%	100%

Filings by Division & Code

Division	Case Type Description	Code	Summary	Change	% Change	Absolute Change
Adult	Misdemeanor	CM	402	▲	+0.2%	+1
	Other	OT	293	▲	+9.7%	+26
	Show Cause	SC	225	▲	+15.4%	+30
	Felony	CF	192	▲	+68.4%	+78
	Civil Support	VS	171	▼	-17.8%	-37
	Family Abuse - Protective Order	FP	116	▲	+8.4%	+9
	Capias	CA	94	▼	-22.3%	-27
	Violation of Protective Order	PV	10	↔		-
	Motion - Protective Order	MP	6	▲	+50.0%	+2
	Non-Family Abuse Protective Order	AP	5	↔		-
	Bond Forfeiture	BF	1	↔		-
	Remand Support	RS	1	▼	-50.0%	-1
	Restricted License for Non-Support	SL	0	▼	-100.0%	-1
Total			1,516	▲	5.6%	+80
Juvenile	Custody Visitation	CV	384	▼	-8.8%	-37
	Misdemeanor	DM	153	▲	+64.5%	+60
	Felony	DF	38	▼	-15.6%	-7
	Status	ST	27	▲	+42.1%	+8
	Civil Violation	CI	19	▲	+90.0%	+9
	Mental Commitment	MC	19	▼	-34.5%	-10
	Non-Family Abuse Protective Order	AP	19	▲	+280.0%	+14
	Show Cause	SC	18	▲	+800.0%	+16
	Truancy	TR	17	▼	-45.2%	-14
	Child In Need of Services	CS	16	▲	+300.0%	+12
	Initial Foster Care	IF	15	▲	+1,400.0%	+14
	Permanency Planning	PH	14	▲	+133.3%	+8
	Foster Care Review	FC	13	↔		-
	Other	OT	13	▲	+225.0%	+9
	Abuse and Neglect	AN	12	▼	-25.0%	-4
	Traffic	T	12	▼	-42.9%	-9
	Paternity	PT	11	▼	-35.3%	-6
	Temporary Detention Order	TD	5	▲	+66.7%	+2
	Family Abuse - Protective Order	FP	4	▲	-	+4
	Special Immigrant Juvenile Status	SI	4	▲	-	+4
	Terminate Parental Rights	TP	4	▲	+100.0%	+2
	Emergency Custody Order	EC	2	▼	-33.3%	-1
	Remand Custody	RC	0	▼	-100.0%	-5
	Voluntary Continuing Services and Support Agreem	VA	0	▼	-100.0%	-1
	Total			819	▲	9.1%
GRAND TOTAL			2,335	▲	6.8%	+148

Filings by Major Case Category**

Category	Summary	Change	% Change	Absolute Change
Adult Criminal	889	▲	+14.4%	+112
Child Dependency	58	▲	+48.7%	+19
Child in Need of Services/Supervision	33	▲	-5.7%	-2
Custody and Visitation	395	▼	-9.8%	-43
Delinquency	209	▲	+49.3%	+69

* Compared to same time period as previous year
 3/11/2024 12:15:49PM

** Case Type Categories are defined in the 2017 Virginia Judicial Workload Assessment
 Source: SCV-SQL-Information

Juvenile Miscellaneous	27	▲	+42.1%	+8
New to Workload Study	23	▲	+130.0%	+13
Other	333	▲	+6.4%	+20
Protective Orders	150	▲	+24.0%	+29
Support	206	▼	-24.8%	-68
Traffic	12	▼	-42.9%	-9
GRAND TOTAL	2,335	▲	6.8%	+148

2024 Overall GRAND TOTAL		Distribution of Caseload			Change*		Percentage (%) of Caseload		
1,616 +91 6.0% 		Adult	869	54%	2.0% ▲	+17	Adult	55.9%	53.8%
		Juvenile	747	46%	11.0% ▲	+74	Juvenile	44.1%	46.2%
		GRAND TOTAL	1,616	100%	6.0% ▲	+91	GRAND TOTAL	100%	100%

Filings by Division & Code

Division	Case Type Description	Code	Summary	Change	% Change	Absolute Change
Adult	Misdemeanor	CM	222	▲	+32.1%	+54
	Other	OT	191	▲	+0.5%	+1
	Show Cause	SC	144	▼	-13.3%	-22
	Civil Support	VS	100	▼	-7.4%	-8
	Family Abuse - Protective Order	FP	82	▲	+20.6%	+14
	Capias	CA	67	▼	-18.3%	-15
	Felony	CF	54	▲	+10.2%	+5
	Violation of Protective Order	PV	4	▼	-55.6%	-5
	Non-Family Abuse Protective Order	AP	3	▼	-25.0%	-1
	Motion - Protective Order	MP	1	▼	-75.0%	-3
	Remand Support	RS	1	▼	-66.7%	-2
	Restricted License for Non-Support	SL	0	▼	-100.0%	-1
		Total		869	▲	2.0%
Juvenile	Custody Visitation	CV	490	▲	+21.0%	+85
	Misdemeanor	DM	80	▲	+11.1%	+8
	Felony	DF	28	▼	-30.0%	-12
	Status	ST	23	▼	-39.5%	-15
	Truancy	TR	20	▼	-33.3%	-10
	Foster Care Review	FC	15	▲	+87.5%	+7
	Abuse and Neglect	AN	13	▲	+160.0%	+8
	Permanency Planning	PH	13	▲	+18.2%	+2
	Traffic	T	13	▼	-13.3%	-2
	Paternity	PT	10	▲	+42.9%	+3
	Non-Family Abuse Protective Order	AP	9	▼	-10.0%	-1
	Voluntary Continuing Services and Support Agreen	VA	8	▲	+300.0%	+6
	Show Cause	SC	6	▲	+200.0%	+4
	Temporary Detention Order	TD	4	▲	-	+4
	Terminate Parental Rights	TP	4	↔	-	-
	Capias	CA	2	▲	-33.3%	-1
	Civil Violation	CI	2	▼	-33.3%	-1
	Family Abuse - Protective Order	FP	2	▲	-	+2
	Initial Foster Care	IF	2	▼	-60.0%	-3
	Other	OT	2	↔	-	-
	Relief of Custody	CR	1	▲	-	+1
	Child In Need of Services	CS	0	▼	-100.0%	-5
	Remand Custody	RC	0	▼	-100.0%	-3
	Remand Visitation	RV	0	▼	-100.0%	-3
		Total		747	▲	11.0%
	GRAND TOTAL		1,616	▲	6.0%	+91

Filings by Major Case Category**

Category	Summary	Change	% Change	Absolute Change
Adult Criminal	467	▼	+5.7%	+25
Child Dependency	56	▲	+60.0%	+21
Child in Need of Services/Supervision	20	▼	-42.9%	-15
Custody and Visitation	501	▲	+21.6%	+89
Delinquency	115	▲	-1.7%	-2
Juvenile Miscellaneous	23	▼	-39.5%	-15

* Compared to same time period as previous year
 3/11/2024 12:15:49PM




** Case Type Categories are defined in the 2017 Virginia Judicial Workload Assessment
 Source: SCV-SQL-Information

CPSS - JCMS CASELOAD STATISTICS OF THE JUVENILE & DOMESTIC RELATIONS DISTRICT COURTS
 January 2024 thru February 2024 Filings (Compared to January 2023 thru February 2023)

Hampton

District: 8 FIPS: 650

New to Workload Study	2	▼	-33.3%	-1
Other	198	▲	-1.5%	-3
Protective Orders	97	▲	+12.8%	+11
Support	124	▼	-12.1%	-17
Traffic	13	▼	-13.3%	-2
GRAND TOTAL	1,616	▲	6.0%	+91

2024 Overall GRAND TOTAL		Distribution of Caseload		Change*		Percentage (%) of Caseload			
2024  23 2023  42 -19 -45.2% 	Adult	14	61%	-54.8%	▼	-17	Adult	73.8%	60.9%
	Juvenile	9	39%	-18.2%	▼	-2	Juvenile	26.2%	39.1%
GRAND TOTAL		23	100%	-45.2%	▼	-19	GRAND TOTAL	100%	100%

Filings by Division & Code

Division	Case Type Description	Code	Summary	Change	% Change	Absolute Change
Adult	Other	OT	3	▼	-25.0%	-1
	Capias	CA	2	▼	-66.7%	-4
	Civil Support	VS	2	▼	-33.3%	-1
	Misdemeanor	CM	2	▼	-77.8%	-7
	Bond Forfeiture	BF	1	↔		-
	Family Abuse - Protective Order	FP	1	▼	-80.0%	-4
	Felony	CF	1	▲	-	+1
	Motion - Protective Order	MP	1	▲	-	+1
	Show Cause	SC	1	▲	-66.7%	-2
	Total			14	▼	-54.8%
Juvenile	Custody Visitation	CV	8	↔		-
	Truancy	TR	1	▲	-	+1
	Foster Care Review	FC	0	▼	-100.0%	-1
	Misdemeanor	DM	0	▼	-100.0%	-1
	Non-Family Abuse Protective Order	AP	0	▼	-100.0%	-1
Total			9	▼	-18.2%	-2
GRAND TOTAL			23	▼	-45.2%	-19

Filings by Major Case Category**

Category	Summary	Change	% Change	Absolute Change
Adult Criminal	6	▲	-68.4%	-13
Child Dependency	0	▼	-100.0%	-1
Child in Need of Services/Supervision	1	▲	-	+1
Custody and Visitation	8	↔		0
Delinquency	0	▼	-100.0%	-1
Other	3	▼	-25.0%	-1
Protective Orders	2	▲	-66.7%	-4
Support	3	▲		0
GRAND TOTAL			-45.2%	-19

* Compared to same time period as previous year
 3/11/2024 12:15:49PM

** Case Type Categories are defined in the 2017 Virginia Judicial Workload Assessment
 Source: SCV-SQL-Information

2024 Overall GRAND TOTAL		Distribution of Caseload		Change*		Percentage (%) of Caseload			
370 +34 10.1% 	Adult	213	58%	1.9%	▲	+4	Adult	2023	2024
	Juvenile	157	42%	23.6%	▲	+30	Juvenile	62.2%	57.6%
GRAND TOTAL		370	100%	10.1%	▲	+34	GRAND TOTAL	100%	100%

Filings by Division & Code

Division	Case Type Description	Code	Summary	Change	% Change	Absolute Change
Adult	Misdemeanor	CM	69	▲	+38.0%	+19
	Other	OT	39	▲	+5.4%	+2
	Show Cause	SC	29	▼	-17.1%	-6
	Civil Support	VS	25	▼	-32.4%	-12
	Family Abuse - Protective Order	FP	17	▼	-10.5%	-2
	Felony	CF	8	▼	-46.7%	-7
	Motion - Protective Order	MP	8	▲	+700.0%	+7
	Capias	CA	6	▼	-50.0%	-6
	Non-Family Abuse Protective Order	AP	4	▲	-	+4
	Remand Support	RS	4	▲	-	+4
	Violation of Protective Order	PV	4	▲	+300.0%	+3
	Restricted License for Non-Support	SL	0	▼	-100.0%	-2
	Total			213	▲	1.9%
Juvenile	Custody Visitation	CV	98	▲	+42.0%	+29
	Misdemeanor	DM	10	▼	-60.0%	-15
	Remand Custody	RC	9	▲	-	+9
	Remand Visitation	RV	9	▲	-	+9
	Traffic	T	8	▲	+100.0%	+4
	Temporary Detention Order	TD	6	▲	-	+6
	Child In Need of Services	CS	3	▲	+200.0%	+2
	Felony	DF	2	▼	-86.7%	-13
	Motion - Protective Order	MP	2	↔	-	-
	Other	OT	2	▲	-	+2
	Status	ST	2	↔	-	-
	Abuse and Neglect	AN	1	↔	-	-
	Foster Care Review	FC	1	▼	-50.0%	-1
	Initial Foster Care	IF	1	↔	-	-
	Non-Family Abuse Protective Order	AP	1	↔	-	-
	Truancy	TR	1	▲	-	+1
	Voluntary Continuing Services and Support Agreem	VA	1	▲	-	+1
	Permanency Planning	PH	0	▼	-100.0%	-2
	Show Cause	SC	0	▼	-100.0%	-2
	Total			157	▲	23.6%
GRAND TOTAL			370	▲	10.1%	+34

Filings by Major Case Category**

Category	Summary	Change	% Change	Absolute Change
Adult Criminal	110	▲	+3.8%	+4
Child Dependency	4	▲	-33.3%	-2
Child in Need of Services/Supervision	4	▲	+300.0%	+3
Custody and Visitation	98	▲	+42.0%	+29
Delinquency	12	▼	-71.4%	-30
Juvenile Miscellaneous	2	↔	-	0
Other	69	▲	+86.5%	+32
Protective Orders	32	▲	+39.1%	+9
Support	31	▼	-32.6%	-15
Traffic	8	▲	+100.0%	+4

* Compared to same time period as previous year
 3/11/2024 12:15:49PM

** Case Type Categories are defined in the 2017 Virginia Judicial Workload Assessment
 Source: SCV-SQL-Information

GRAND TOTAL

370

▲

10.1%

+34

2024 Overall GRAND TOTAL		Distribution of Caseload		Change*		Percentage (%) of Caseload			
70	-20 -22.2%	Adult	33 47%	-23.3%	▼	-10	Adult	47.8%	47.1%
2024		Juvenile	37 53%	-21.3%	▼	-10	Juvenile	52.2%	52.9%
2023		GRAND TOTAL	70 100%	-22.2%	▼	-20	GRAND TOTAL	100%	100%

Filings by Division & Code

Division	Case Type Description	Code	Summary	Change	% Change	Absolute Change
Adult	Other	OT	12	▼	-7.7%	-1
	Civil Support	VS	6	▲	+500.0%	+5
	Family Abuse - Protective Order	FP	5	▼	-37.5%	-3
	Misdemeanor	CM	5	▼	-68.8%	-11
	Show Cause	SC	3	▲	-	+3
	Capias	CA	1	▲	-	+1
	Motion - Protective Order	MP	1	▲	-	+1
	Felony	CF	0	▼	-100.0%	-5
	Total		33	▼	-23.3%	-10
Juvenile	Custody Visitation	CV	19	▼	-56.8%	-25
	Non-Family Abuse Protective Order	AP	6	▲	-	+6
	Foster Care Review	FC	4	▲	-	+4
	Misdemeanor	DM	4	▲	-	+4
	Other	OT	2	▲	-	+2
	Traffic	T	2	▼	-33.3%	-1
	Total		37	▼	-21.3%	-10
	GRAND TOTAL		70	▼	-22.2%	-20

Filings by Major Case Category**

Category	Summary	Change	% Change	Absolute Change
Adult Criminal	8	▲	-61.9%	-13
Child Dependency	4	▲	-	+4
Custody and Visitation	19	▼	-56.8%	-25
Delinquency	4	▲	-	+4
Other	14	▲	+7.7%	+1
Protective Orders	12	▲	+50.0%	+4
Support	7	▲	+600.0%	+6
Traffic	2	▼	-33.3%	-1
	GRAND TOTAL		-22.2%	-20

* Compared to same time period as previous year
 3/11/2024 12:15:49PM

** Case Type Categories are defined in the 2017 Virginia Judicial Workload Assessment
 Source: SCV-SQL-Information

2024 Overall GRAND TOTAL		Distribution of Caseload			Change*		Percentage (%) of Caseload		
223 2024 2023	+14 6.7% 	Adult	131	59%	47.2% ▲	+42	Adult	42.6%	58.7%
		Juvenile	92	41%	-23.3% ▼	-28	Juvenile	57.4%	41.3%
GRAND TOTAL		223	100%	6.7% ▲	+14	GRAND TOTAL	100%	100%	

Filings by Division & Code

Division	Case Type Description	Code	Summary	Change	% Change	Absolute Change
Adult	Misdemeanor	CM	38	▲	+90.0%	+18
	Civil Support	VS	29	▲	+123.1%	+16
	Other	OT	29	▲	+93.3%	+14
	Family Abuse - Protective Order	FP	17	▲	+54.5%	+6
	Show Cause	SC	8	▲	-46.7%	-7
	Violation of Protective Order	PV	4	▲	+300.0%	+3
	Capias	CA	3	▼	-25.0%	-1
	Felony	CF	2	▲	+100.0%	+1
	Remand Support	RS	1	▲	-	+1
	Motion - Protective Order	MP	0	▼	-100.0%	-3
	Non-Family Abuse Protective Order	AP	0	▼	-100.0%	-6
Total			131	▲	47.2%	+42
Juvenile	Custody Visitation	CV	67	▼	-14.1%	-11
	Traffic	T	11	▲	+37.5%	+3
	Foster Care Review	FC	4	▲	+33.3%	+1
	Misdemeanor	DM	4	▼	-80.0%	-16
	Child In Need of Services	CS	2	▲	-	+2
	Show Cause	SC	2	↔	-	-
	Truancy	TR	2	▲	-	+2
	Abuse and Neglect	AN	0	▼	-100.0%	-2
	Civil Violation	CI	0	▼	-100.0%	-1
	Felony	DF	0	▼	-100.0%	-5
	Paternity	PT	0	▼	-100.0%	-1
Total			92	▼	-23.3%	-28
GRAND TOTAL			223	▲	6.7%	+14

Filings by Major Case Category**

Category	Summary	Change	% Change	Absolute Change	
Adult Criminal	48	▲	+17.1%	+7	
Child Dependency	4	▼	-20.0%	-1	
Child in Need of Services/Supervision	4	▲	-	+4	
Custody and Visitation	67	▼	-15.2%	-12	
Delinquency	6	▼	-77.8%	-21	
New to Workload Study	0	▼	-100.0%	-1	
Other	30	▲	+100.0%	+15	
Protective Orders	17	▼	-15.0%	-3	
Support	36	▲	+176.9%	+23	
Traffic	11	▲	+37.5%	+3	
GRAND TOTAL		223	▲	6.7%	+14

* Compared to same time period as previous year
 3/11/2024 12:15:49PM

** Case Type Categories are defined in the 2017 Virginia Judicial Workload Assessment
 Source: SCV-SQL-Information

2024 Overall GRAND TOTAL		Distribution of Caseload		Change*		Percentage (%) of Caseload			
59 	+2	Adult	23	39%	21.1% ▲	+4	Adult	33.3%	39.0%
	3.5%	Juvenile	36	61%	-5.3% ▼	-2	Juvenile	66.7%	61.0%
GRAND TOTAL		59	100%	3.5% ▲	+2	GRAND TOTAL		100%	100%

Filings by Division & Code

Division	Case Type Description	Code	Summary	Change	% Change	Absolute Change
Adult	Misdemeanor	CM	5	▲	+400.0%	+4
	Other	OT	5	▲	-	+5
	Show Cause	SC	5	▲	-	-
	Family Abuse - Protective Order	FP	3	▲	+200.0%	+2
	Capias	CA	2	↔	-	-
	Civil Support	VS	2	▼	-80.0%	-8
	Motion - Protective Order	MP	1	▲	-	+1
	Total			23	▲	21.1%
Juvenile	Custody Visitation	CV	21	▼	-4.5%	-1
	Abuse and Neglect	AN	4	▼	-20.0%	-1
	Traffic	T	4	▲	-	+4
	Status	ST	3	▲	-	+3
	Foster Care Review	FC	1	▲	-	+1
	Initial Foster Care	IF	1	▲	-	+1
	Misdemeanor	DM	1	▼	-66.7%	-2
	Paternity	PT	1	▲	-	+1
	Child In Need of Services	CS	0	▼	-100.0%	-1
	Entrustment	ET	0	▼	-100.0%	-1
	Felony	DF	0	▼	-100.0%	-3
	Motion - Protective Order	MP	0	▼	-100.0%	-1
	Truancy	TR	0	▼	-100.0%	-2
	Total			36	▼	-5.3%
GRAND TOTAL			59	▲	3.5%	+2

Filings by Major Case Category**

Category	Summary	Change	% Change	Absolute Change		
Adult Criminal	10	▲	+25.0%	+2		
Child Dependency	6	▲	-	0		
Child in Need of Services/Supervision	0	▼	-100.0%	-3		
Custody and Visitation	22	▲	-	0		
Delinquency	1	▼	-83.3%	-5		
Juvenile Miscellaneous	3	▲	-	+3		
Other	5	▲	-	+5		
Protective Orders	4	▲	+100.0%	+2		
Support	4	▲	-60.0%	-6		
Traffic	4	▲	-	+4		
GRAND TOTAL			59	▲	3.5%	+2

* Compared to same time period as previous year
 3/11/2024 12:15:49PM

** Case Type Categories are defined in the 2017 Virginia Judicial Workload Assessment
 Source: SCV-SQL-Information

2024 Overall GRAND TOTAL		Distribution of Caseload		Change*		Percentage (%) of Caseload		
101 +12 13.5% 	Adult	54	53%	35.0% ▲	+14	Adult	2023	2024
	Juvenile	47	47%	-4.1% ▼	-2	Juvenile	44.9%	53.5%
GRAND TOTAL		101	100%	13.5% ▲	+12	GRAND TOTAL	100%	100%

Filings by Division & Code

Division	Case Type Description	Code	Summary	Change	% Change	Absolute Change
Adult	Other	OT	14	▲	+55.6%	+5
	Misdemeanor	CM	13	▲	+30.0%	+3
	Civil Support	VS	7	▲	+40.0%	+2
	Family Abuse - Protective Order	FP	7	▲	+133.3%	+4
	Felony	CF	6	▲	-	+6
	Show Cause	SC	5	▼	-50.0%	-5
	Capias	CA	1	▼	-50.0%	-1
	Remand Support	RS	1	↔	-	-
Total			54	▲	35.0%	+14
Juvenile	Custody Visitation	CV	27	▲	+8.0%	+2
	Foster Care Review	FC	4	▲	-	+4
	Initial Foster Care	IF	4	▲	-	+4
	Remand Visitation	RV	2	▲	-	+2
	Show Cause	SC	2	▼	-81.8%	-9
	Status	ST	2	↔	-	-
	Truancy	TR	2	▲	-	+2
	Misdemeanor	DM	1	▼	-87.5%	-7
	Paternity	PT	1	▲	-	+1
	Remand Custody	RC	1	▲	-	+1
	Traffic	T	1	▲	-	+1
	Felony	DF	0	▼	-100.0%	-1
	Motion - Protective Order	MP	0	▼	-100.0%	-2
	Total			47	▼	-4.1%
GRAND TOTAL			101	▲	13.5%	+12

Filings by Major Case Category**

Category	Summary	Change	% Change	Absolute Change	
Adult Criminal	25	▲	+31.6%	+6	
Child Dependency	8	▲	-	+8	
Child in Need of Services/Supervision	2	▲	-	+2	
Custody and Visitation	28	▲	+12.0%	+3	
Delinquency	3	▼	-85.0%	-17	
Juvenile Miscellaneous	2	↔	-	0	
Other	18	▲	+80.0%	+8	
Protective Orders	7	▲	+40.0%	+2	
Support	7	▼	-12.5%	-1	
Traffic	1	▲	-	+1	
GRAND TOTAL		101	▲	13.5%	+12

* Compared to same time period as previous year
 3/11/2024 12:15:49PM

** Case Type Categories are defined in the 2017 Virginia Judicial Workload Assessment
 Source: SCV-SQL-Information

2024 Overall GRAND TOTAL		Distribution of Caseload			Change*		Percentage (%) of Caseload		
203 	+15	Adult	107	53%	13.8% ▲	+13	Adult	50.0%	52.7%
	8.0%	Juvenile	96	47%	2.1% ▲	+2	Juvenile	50.0%	47.3%
		GRAND TOTAL	203	100%	8.0% ▲	+15	GRAND TOTAL	100%	100%

Filings by Division & Code

Division	Case Type Description	Code	Summary	Change	% Change	Absolute Change
Adult	Show Cause	SC	29	▲	+314.3%	+22
	Misdemeanor	CM	22	▼	-40.5%	-15
	Civil Support	VS	20	▲	+81.8%	+9
	Other	OT	14	▲	+16.7%	+2
	Family Abuse - Protective Order	FP	10	▼	-9.1%	-1
	Felony	CF	8	▲	+33.3%	+2
	Capias	CA	1	▼	-75.0%	-3
	Non-Family Abuse Protective Order	AP	1	▲	-	+1
	Remand Support	RS	1	▲	-	+1
	Violation of Protective Order	PV	1	▲	-	+1
	Motion - Protective Order	MP	0	▼	-100.0%	-6
Total			107	▲	13.8%	+13
Juvenile	Custody Visitation	CV	68	▲	+21.4%	+12
	Misdemeanor	DM	11	▼	-26.7%	-4
	Felony	DF	4	▲	+300.0%	+3
	Paternity	PT	3	▲	+200.0%	+2
	Traffic	T	3	▼	-62.5%	-5
	Abuse and Neglect	AN	2	↔	-	-
	Relief of Custody	CR	2	▲	-	+2
	Non-Family Abuse Protective Order	AP	1	↔	-	-
	Permanency Planning	PH	1	▲	-	+1
	Truancy	TR	1	▲	-	+1
	Child In Need of Services	CS	0	▼	-100.0%	-1
	Foster Care Review	FC	0	▼	-100.0%	-2
	Mental Commitment	MC	0	▼	-100.0%	-2
	Other	OT	0	▼	-100.0%	-1
	Show Cause	SC	0	▼	-100.0%	-1
	Status	ST	0	▼	-100.0%	-1
	Temporary Detention Order	TD	0	▼	-100.0%	-1
	Voluntary Continuing Services and Support Agreem	VA	0	▼	-100.0%	-1
Total			96	▲	2.1%	+2
GRAND TOTAL			203	▲	8.0%	+15

Filings by Major Case Category**

Category	Summary	Change	% Change	Absolute Change	
Adult Criminal	42	▲	-14.3%	-7	
Child Dependency	5	▲	-	0	
Child in Need of Services/Supervision	1	▲	-	0	
Custody and Visitation	71	▲	+24.6%	+14	
Delinquency	15	▲	-11.8%	-2	
Juvenile Miscellaneous	0	▼	-100.0%	-1	
Other	15	▲	-6.3%	-1	
Protective Orders	12	▲	-33.3%	-6	
Support	39	▲	+143.8%	+23	
Traffic	3	▼	-62.5%	-5	
GRAND TOTAL		203	▲	8.0%	+15

* Compared to same time period as previous year
 3/11/2024 12:15:49PM

** Case Type Categories are defined in the 2017 Virginia Judicial Workload Assessment
 Source: SCV-SQL-Information

2024 Overall GRAND TOTAL		Distribution of Caseload		Change*		Percentage (%) of Caseload			
672	-100 -13.0%	Adult	379 56%	-5.3%	▼	-21	Adult	51.8%	56.4%
2024		Juvenile	293 44%	-21.2%	▼	-79	Juvenile	48.2%	43.6%
2023		GRAND TOTAL	672 100%	-13.0%	▼	-100	GRAND TOTAL	100%	100%

Filings by Division & Code

Division	Case Type Description	Code	Summary	Change	% Change	Absolute Change
Adult	Misdemeanor	CM	73	▼	-15.1%	-13
	Show Cause	SC	71	▼	-38.8%	-45
	Civil Support	VS	60	▲	+3.4%	+2
	Other	OT	55	▼	-9.8%	-6
	Felony	CF	52	▲	+108.0%	+27
	Capias	CA	32	▲	+68.4%	+13
	Family Abuse - Protective Order	FP	21	▲	+23.5%	+4
	Remand Support	RS	7	▼	-22.2%	-2
	Violation of Protective Order	PV	5	▲	+25.0%	+1
	Motion - Protective Order	MP	3	▲	+50.0%	+1
	Bond Forfeiture	BF	0	▼	-100.0%	-3
	Total		379	▼	-5.3%	-21
Juvenile	Custody Visitation	CV	172	▼	-21.8%	-48
	Misdemeanor	DM	22	▼	-46.3%	-19
	Show Cause	SC	18	▲	+50.0%	+6
	Remand Custody	RC	13	▼	-7.1%	-1
	Remand Visitation	RV	13	▼	-18.8%	-3
	Status	ST	6	▼	-14.3%	-1
	Truancy	TR	6	▼	-64.7%	-11
	Felony	DF	5	▼	-28.6%	-2
	Foster Care Review	FC	5	▼	-28.6%	-2
	Permanency Planning	PH	5	▲	+400.0%	+4
	Temporary Detention Order	TD	5	▲	-	+5
	Motion - Protective Order	MP	4	▲	+300.0%	+3
	Non-Family Abuse Protective Order	AP	4	▲	+100.0%	+2
	Special Immigrant Juvenile Status	SI	4	▲	+300.0%	+3
	Other	OT	3	▲	-	+3
	Civil Violation	CI	2	↔		-
	Emergency Custody Order	EC	2	↔		-
	Paternity	PT	2	▼	-77.8%	-7
	Traffic	T	2	▼	-60.0%	-3
	Abuse and Neglect	AN	0	▼	-100.0%	-4
	Entrustment	ET	0	▼	-100.0%	-1
Initial Foster Care	IF	0	▼	-100.0%	-3	
	Total		293	▼	-21.2%	-79
GRAND TOTAL			672	▼	-13.0%	-100

Filings by Major Case Category**

Category	Summary	Change	% Change	Absolute Change
Adult Criminal	218	▲	+3.8%	+8
Child Dependency	10	▲	-37.5%	-6
Child in Need of Services/Supervision	6	▼	-64.7%	-11
Custody and Visitation	174	▼	-24.0%	-55
Delinquency	45	▼	-25.0%	-15
Juvenile Miscellaneous	6	▼	-14.3%	-1
New to Workload Study	6	▲	+100.0%	+3
Other	98	▲	-3.9%	-4
Protective Orders	32	▲	+45.5%	+10

* Compared to same time period as previous year
 3/11/2024 12:15:49PM

** Case Type Categories are defined in the 2017 Virginia Judicial Workload Assessment
 Source: SCV-SQL-Information

CPSS - JCMS CASELOAD STATISTICS OF THE JUVENILE & DOMESTIC RELATIONS DISTRICT COURTS
 January 2024 thru February 2024 Filings (Compared to January 2023 thru February 2023)

Williamsburg
 District: 9 FIPS: 830

Support	75	▼	-25.7%	-26
Traffic	2	▼	-60.0%	-3
GRAND TOTAL	672	▼	-13.0%	-100

* Compared to same time period as previous year
 3/11/2024 12:15:49PM

** Case Type Categories are defined in the 2017 Virginia Judicial Workload Assessment
 Source: SCV-SQL-Information

2024 Overall GRAND TOTAL		Distribution of Caseload		Change*		Percentage (%) of Caseload			
692 +174 33.6% 		Adult	329	48%	23.7% ▲	+63	Adult	51.4%	47.5%
		Juvenile	363	52%	44.0% ▲	+111	Juvenile	48.6%	52.5%
		GRAND TOTAL	692	100%	33.6% ▲	+174	GRAND TOTAL	100%	100%

Filings by Division & Code

Division	Case Type Description	Code	Summary	Change	% Change	Absolute Change
Adult	Misdemeanor	CM	91	▲	+54.2%	+32
	Civil Support	VS	67	▲	+42.6%	+20
	Felony	CF	50	▲	+35.1%	+13
	Show Cause	SC	36	▲	+2.9%	+1
	Other	OT	28	▼	-28.2%	-11
	Family Abuse - Protective Order	FP	22	▼	-8.3%	-2
	Capias	CA	14	▲	+55.6%	+5
	Remand Support	RS	9	▼	-25.0%	-3
	Non-Family Abuse Protective Order	AP	7	▲	-	+7
	Motion - Protective Order	MP	5	▲	+66.7%	+2
	Restricted License for Non-Support	SL	0	▼	-100.0%	-1
	Total		329	▲	23.7%	+63
Juvenile	Custody Visitation	CV	167	▼	-2.3%	-4
	Misdemeanor	DM	71	▲	+153.6%	+43
	Felony	DF	37	▲	+311.1%	+28
	Abuse and Neglect	AN	14	▲	-	+14
	Terminate Parental Rights	TP	10	▲	-	+10
	Remand Custody	RC	8	▼	-11.1%	-1
	Remand Visitation	RV	8	▼	-11.1%	-1
	Traffic	T	7	▼	-36.4%	-4
	Truancy	TR	6	▲	+20.0%	+1
	Other	OT	5	▲	-	+5
	Permanency Planning	PH	5	▲	+400.0%	+4
	Status	ST	5	▲	+400.0%	+4
	Show Cause	SC	4	▲	-	-
	Foster Care Review	FC	3	▲	+200.0%	+2
	Initial Foster Care	IF	3	▲	-	+3
	Non-Family Abuse Protective Order	AP	3	▲	+200.0%	+2
	Civil Violation	CI	2	▲	+100.0%	+1
	Emergency Custody Order	EC	2	▲	-	+2
	Capias	CA	1	▲	-	+1
	Child In Need of Services	CS	1	▲	-	+1
Voluntary Continuing Services and Support Agreem	VA	1	▲	-	+1	
Paternity	PT	0	▼	-100.0%	-1	
	Total		363	▲	44.0%	+111
	GRAND TOTAL		692	▲	33.6%	+174

Filings by Major Case Category**

Category	Summary	Change	% Change	Absolute Change
Adult Criminal	180	▲	+35.3%	+47
Child Dependency	36	▲	+1,700.0%	+34
Child in Need of Services/Supervision	8	▲	+60.0%	+3
Custody and Visitation	167	▼	-2.9%	-5
Delinquency	112	▲	+173.2%	+71
Juvenile Miscellaneous	5	▲	+400.0%	+4
New to Workload Study	2	▲	+100.0%	+1
Other	60	▲	-13.0%	-9
Protective Orders	37	▲	+32.1%	+9

* Compared to same time period as previous year
 3/11/2024 12:15:49PM

** Case Type Categories are defined in the 2017 Virginia Judicial Workload Assessment
 Source: SCV-SQL-Information

CPSS - JCMS CASELOAD STATISTICS OF THE JUVENILE & DOMESTIC RELATIONS DISTRICT COURTS
 January 2024 thru February 2024 Filings (Compared to January 2023 thru February 2023)

York

District: 9 FIPS: 199

Support	78	▲	+41.8%	+23
Traffic	7	▼	-36.4%	-4
GRAND TOTAL	692	▲	33.6%	+174

* Compared to same time period as previous year
 3/11/2024 12:15:49PM

** Case Type Categories are defined in the 2017 Virginia Judicial Workload Assessment
 Source: SCV-SQL-Information

2024 Overall GRAND TOTAL		Distribution of Caseload		Change*		Percentage (%) of Caseload		
203	0 0.0%	Adult	92 45%	5.7% ▲	+5	Adult	42.9%	45.3%
2024	↔	Juvenile	111 55%	-4.3% ▼	-5	Juvenile	57.1%	54.7%
2023		GRAND TOTAL	203 100%	0.0%	0	GRAND TOTAL	100%	100%

Filings by Division & Code

Division	Case Type Description	Code	Summary	Change	% Change	Absolute Change
Adult	Misdemeanor	CM	30	▲	+114.3%	+16
	Civil Support	VS	16	▼	-5.9%	-1
	Other	OT	12	▼	-40.0%	-8
	Show Cause	SC	10	▼	-33.3%	-5
	Family Abuse - Protective Order	FP	9	↔		-
	Capias	CA	5	▲	+66.7%	+2
	Felony	CF	4	▼	-33.3%	-2
	Motion - Protective Order	MP	3	▲	+50.0%	+1
	Non-Family Abuse Protective Order	AP	1	▲	-	+1
	Remand Support	RS	1	↔		-
	Violation of Protective Order	PV	1	▲	-	+1
	Total		92	▲	5.7%	+5
Juvenile	Custody Visitation	CV	49	▼	-37.2%	-29
	Misdemeanor	DM	24	▲	+50.0%	+8
	Truancy	TR	10	▲	+400.0%	+8
	Status	ST	5	▲	-	+5
	Permanency Planning	PH	4	▲	+300.0%	+3
	Remand Custody	RC	4	▲	+100.0%	+2
	Remand Visitation	RV	4	▲	+100.0%	+2
	Felony	DF	3	▲	+200.0%	+2
	Traffic	T	3	▲	+50.0%	+1
	Initial Foster Care	IF	2	▲	-	+2
	Abuse and Neglect	AN	1	▼	-66.7%	-2
	Paternity	PT	1	▲	-	+1
	Terminate Parental Rights	TP	1	▲	-	+1
	Child In Need of Services	CS	0	▼	-100.0%	-2
	Foster Care Review	FC	0	▼	-100.0%	-3
	Motion - Protective Order	MP	0	▼	-100.0%	-2
	Non-Family Abuse Protective Order	AP	0	▼	-100.0%	-1
	Temporary Detention Order	TD	0	▼	-100.0%	-1
		Total		111	▼	-4.3%
GRAND TOTAL			203		0.0%	0

Filings by Major Case Category**

Category	Summary	Change	% Change	Absolute Change	
Adult Criminal	48	▲	+45.5%	+15	
Child Dependency	8	▲	+14.3%	+1	
Child in Need of Services/Supervision	10	▲	+150.0%	+6	
Custody and Visitation	50	▲	-35.9%	-28	
Delinquency	27	▲	+58.8%	+10	
Juvenile Miscellaneous	5	▲	-	+5	
Other	21	▲	-19.2%	-5	
Protective Orders	13	▲	-7.1%	-1	
Support	18	▼	-18.2%	-4	
Traffic	3	▲	+50.0%	+1	
GRAND TOTAL			203	0.0%	0

* Compared to same time period as previous year
 3/11/2024 12:15:49PM

** Case Type Categories are defined in the 2017 Virginia Judicial Workload Assessment
 Source: SCV-SQL-Information

2024 Overall GRAND TOTAL		Distribution of Caseload		Change*		Percentage (%) of Caseload			
144	-33 -18.6%	Adult	81	56%	0.0%	0	Adult	45.8%	56.3%
2024		Juvenile	63	44%	-34.4%	-33	Juvenile	54.2%	43.8%
2023		GRAND TOTAL	144	100%	-18.6%	-33	GRAND TOTAL	100%	100%

Filings by Division & Code

Division	Case Type Description	Code	Summary	Change	% Change	Absolute Change
Adult	Misdemeanor	CM	19	▼	-20.8%	-5
	Civil Support	VS	15	▲	+87.5%	+7
	Other	OT	14	▲	+27.3%	+3
	Family Abuse - Protective Order	FP	13	▲	+62.5%	+5
	Show Cause	SC	11	▼	-8.3%	-1
	Felony	CF	5	▼	-16.7%	-1
	Capias	CA	3	▼	-70.0%	-7
	Non-Family Abuse Protective Order	AP	1	▲	-	+1
	Motion - Protective Order	MP	0	▼	-100.0%	-2
		Total		81		0.0%
Juvenile	Custody Visitation	CV	41	▼	-30.5%	-18
	Traffic	T	5	↔	-	-
	Misdemeanor	DM	4	▼	-55.6%	-5
	Abuse and Neglect	AN	3	▲	+50.0%	+1
	Show Cause	SC	3	▲	-	+3
	Foster Care Review	FC	2	↔	-	-
	Felony	DF	1	▼	-75.0%	-3
	Initial Foster Care	IF	1	▲	-	+1
	Other	OT	1	▲	-	+1
	Temporary Detention Order	TD	1	▼	-50.0%	-1
	Truancy	TR	1	▼	-90.0%	-9
	Paternity	PT	0	▼	-100.0%	-2
	Permanency Planning	PH	0	▼	-100.0%	-1
		Total		63	▼	-34.4%
GRAND TOTAL			144	▼	-18.6%	-33

Filings by Major Case Category**

Category	Summary	Change	% Change	Absolute Change	
Adult Criminal	34	▼	-27.7%	-13	
Child Dependency	6	▲	+20.0%	+1	
Child in Need of Services/Supervision	2	▲	-80.0%	-8	
Custody and Visitation	41	▼	-32.8%	-20	
Delinquency	7	▲	-46.2%	-6	
Other	16	▲	+23.1%	+3	
Protective Orders	14	▲	+40.0%	+4	
Support	19	▼	+46.2%	+6	
Traffic	5	↔	-	0	
GRAND TOTAL		144	▼	-18.6%	-33

* Compared to same time period as previous year
 3/11/2024 12:15:49PM

** Case Type Categories are defined in the 2017 Virginia Judicial Workload Assessment
 Source: SCV-SQL-Information

2024 Overall GRAND TOTAL		Distribution of Caseload				Change*		Percentage (%) of Caseload		
90 -23.1% 	-27 -23.1%	Adult	45	50%	-30.8% ▼	-20	Adult	55.6%	50.0%	
		Juvenile	45	50%	-13.5% ▼	-7	Juvenile	44.4%	50.0%	
GRAND TOTAL		90	100%	-23.1% ▼	-27	GRAND TOTAL	100%	100%		

Filings by Division & Code

Division	Case Type Description	Code	Summary	Change	% Change	Absolute Change
Adult	Civil Support	VS	12	▼	-7.7%	-1
	Other	OT	9	▼	-35.7%	-5
	Misdemeanor	CM	6	▼	-62.5%	-10
	Show Cause	SC	6	▼	-14.3%	-1
	Family Abuse - Protective Order	FP	5	▼	-16.7%	-1
	Motion - Protective Order	MP	4	▲	-	+4
	Capias	CA	1	▼	-66.7%	-2
	Felony	CF	1	▼	-80.0%	-4
	Non-Family Abuse Protective Order	AP	1	↔	-	-
	Total			45	▼	-30.8%
Juvenile	Custody Visitation	CV	24	▼	-22.6%	-7
	Misdemeanor	DM	6	↔	-	-
	Felony	DF	4	▲	+300.0%	+3
	Temporary Detention Order	TD	2	▲	-	+2
	Terminate Parental Rights	TP	2	↔	-	-
	Truancy	TR	2	▲	+100.0%	+1
	Emergency Custody Order	EC	1	▲	-	+1
	Non-Family Abuse Protective Order	AP	1	↔	-	-
	Other	OT	1	▲	-	+1
	Paternity	PT	1	▲	-	+1
	Permanency Planning	PH	1	▼	-50.0%	-1
	Foster Care Review	FC	0	▼	-100.0%	-2
	Initial Foster Care	IF	0	▼	-100.0%	-1
	Qualified Residential Treatment	QR	0	▼	-100.0%	-1
	Traffic	T	0	▼	-100.0%	-4
	Total			45	▼	-13.5%
GRAND TOTAL			90	▼	-23.1%	-27

Filings by Major Case Category**

Category	Summary	Change	% Change	Absolute Change
Adult Criminal	14	▼	-54.8%	-17
Child Dependency	3	▼	-62.5%	-5
Child in Need of Services/Supervision	2	▲	+100.0%	+1
Custody and Visitation	25	▲	-19.4%	-6
Delinquency	10	▲	+42.9%	+3
Other	13	▲	-7.1%	-1
Protective Orders	11	▲	+37.5%	+3
Support	12	▼	-7.7%	-1
Traffic	0	▼	-100.0%	-4
GRAND TOTAL		90	▼	-23.1%

* Compared to same time period as previous year
 3/11/2024 12:15:49PM

** Case Type Categories are defined in the 2017 Virginia Judicial Workload Assessment
 Source: SCV-SQL-Information

2024 Overall GRAND TOTAL		Distribution of Caseload		Change*		Percentage (%) of Caseload		
73	+20 37.7%	Adult	40 55%	60.0% ▲	+15	Adult	47.2%	54.8%
2024	↑	Juvenile	33 45%	17.9% ▲	+5	Juvenile	52.8%	45.2%
2023		GRAND TOTAL	73 100%	37.7% ▲	+20	GRAND TOTAL	100%	100%

Filings by Division & Code

Division	Case Type Description	Code	Summary	Change	% Change	Absolute Change	
Adult	Show Cause	SC	11	▲	+120.0%	+6	
	Civil Support	VS	7	▲	+75.0%	+3	
	Family Abuse - Protective Order	FP	6	▲	-	+6	
	Other	OT	5	▼	-16.7%	-1	
	Felony	CF	4	▲	-	+4	
	Motion - Protective Order	MP	3	▲	-	+3	
	Misdemeanor	CM	2	▼	-66.7%	-4	
	Capias	CA	1	▼	-66.7%	-2	
	Violation of Protective Order	PV	1	▲	-	+1	
	Non-Family Abuse Protective Order	AP	0	▼	-100.0%	-1	
	Total		40	▲	60.0%	+15	
Juvenile	Custody Visitation	CV	19	▲	+18.8%	+3	
	Misdemeanor	DM	5	▲	-	+5	
	Motion - Protective Order	MP	4	▲	-	+4	
	Truancy	TR	2	▲	-	+2	
	Child In Need of Services	CS	1	▲	-	+1	
	Paternity	PT	1	▲	-	+1	
	Traffic	T	1	↔	-	-	
	Abuse and Neglect	AN	0	▼	-100.0%	-4	
	Felony	DF	0	▼	-100.0%	-1	
	Foster Care Review	FC	0	▼	-100.0%	-1	
	Show Cause	SC	0	▼	-100.0%	-2	
	Status	ST	0	▼	-100.0%	-2	
	Temporary Detention Order	TD	0	▼	-100.0%	-1	
		Total		33	▲	17.9%	+5
	GRAND TOTAL			73	▲	37.7%	+20

Filings by Major Case Category**

Category	Summary	Change	% Change	Absolute Change		
Adult Criminal	15	▲	+7.1%	+1		
Child Dependency	0	▼	-100.0%	-5		
Child in Need of Services/Supervision	3	▲	-	+3		
Custody and Visitation	20	▲	+25.0%	+4		
Delinquency	5	▲	+66.7%	+2		
Juvenile Miscellaneous	0	▼	-100.0%	-2		
Other	5	▼	-28.6%	-2		
Protective Orders	13	▲	+1,200.0%	+12		
Support	11	▲	+175.0%	+7		
Traffic	1	↔	-	0		
GRAND TOTAL			73	▲	37.7%	+20

* Compared to same time period as previous year
 3/11/2024 12:15:49PM

** Case Type Categories are defined in the 2017 Virginia Judicial Workload Assessment
 Source: SCV-SQL-Information

2024 Overall GRAND TOTAL		Distribution of Caseload		Change*		Percentage (%) of Caseload			
316	-71 -18.3%	Adult	193 61%	-12.7%	▼	-28	Adult	57.1%	61.1%
2024		Juvenile	123 39%	-25.9%	▼	-43	Juvenile	42.9%	38.9%
2023		GRAND TOTAL	316 100%	-18.3%	▼	-71	GRAND TOTAL	100%	100%

Filings by Division & Code

Division	Case Type Description	Code	Summary	Change	% Change	Absolute Change
Adult	Misdemeanor	CM	54	▼	-14.3%	-9
	Civil Support	VS	43	▼	-12.2%	-6
	Other	OT	36	▲	+28.6%	+8
	Show Cause	SC	31	▼	-31.1%	-14
	Family Abuse - Protective Order	FP	14	↔		-
	Capias	CA	7	▲	+600.0%	+6
	Felony	CF	5	▼	-66.7%	-10
	Motion - Protective Order	MP	1	↔		-
	Violation Family Abuse Protective Order	PS	1	▲	-	+1
	Violation of Protective Order	PV	1	▲	-	+1
	Criminal Support	CS	0	▼	-100.0%	-3
	Non-Family Abuse Protective Order	AP	0	▼	-100.0%	-1
	Remand Support	RS	0	▼	-100.0%	-1
	Total		193	▼	-12.7%	-28
Juvenile	Custody Visitation	CV	86	▼	-5.5%	-5
	Misdemeanor	DM	6	▼	-81.3%	-26
	Paternity	PT	6	▼	-50.0%	-6
	Felony	DF	5	▼	-28.6%	-2
	Traffic	T	4	▲	+300.0%	+3
	Motion - Protective Order	MP	3	▲	+50.0%	+1
	Truancy	TR	3	▲	-	+3
	Voluntary Continuing Services and Support Agreen	VA	3	↔		-
	Abuse and Neglect	AN	1	▲	-	+1
	Civil Violation	CI	1	↔		-
	Foster Care Review	FC	1	▼	-75.0%	-3
	Non-Family Abuse Protective Order	AP	1	▼	-50.0%	-1
	Permanency Planning	PH	1	▼	-75.0%	-3
	Qualified Residential Treatment	QR	1	▲	-	+1
	Relief of Custody	CR	1	▲	-	+1
	Emergency Custody Order	EC	0	▼	-100.0%	-2
	Other	OT	0	▼	-100.0%	-1
	Remand Custody	RC	0	▼	-100.0%	-4
		Total		123	▼	-25.9%
GRAND TOTAL			316	▼	-18.3%	-71

Filings by Major Case Category**

Category	Summary	Change	% Change	Absolute Change
Adult Criminal	91	▲	-21.6%	-25
Child Dependency	8	▲	-27.3%	-3
Child in Need of Services/Supervision	3	▲	-	+3
Custody and Visitation	92	▼	-10.7%	-11
Delinquency	11	▼	-71.8%	-28
New to Workload Study	1	↔		0
Other	36	▼		0
Protective Orders	19	▼	-5.0%	-1
Support	51	▼	-15.0%	-9
Traffic	4	▲	+300.0%	+3

* Compared to same time period as previous year
 3/11/2024 12:15:49PM

** Case Type Categories are defined in the 2017 Virginia Judicial Workload Assessment
 Source: SCV-SQL-Information

GRAND TOTAL

316



-18.3%

-71

2024 Overall GRAND TOTAL		Distribution of Caseload			Change*		Percentage (%) of Caseload		
129	-11 -7.9%	Adult	68	53%	-11.7% ▼	-9	Adult	55.0%	52.7%
2024		Juvenile	61	47%	-3.2% ▼	-2	Juvenile	45.0%	47.3%
2023		GRAND TOTAL	129	100%	-7.9% ▼	-11	GRAND TOTAL	100%	100%

Filings by Division & Code

Division	Case Type Description	Code	Summary	Change	% Change	Absolute Change
Adult	Misdemeanor	CM	18	▲	+28.6%	+4
	Civil Support	VS	17	▼	-19.0%	-4
	Other	OT	10	▲	+25.0%	+2
	Family Abuse - Protective Order	FP	8	▲	+14.3%	+1
	Show Cause	SC	7	▲	-68.2%	-15
	Felony	CF	5	▲	+150.0%	+3
	Violation of Protective Order	PV	2	▲	-	+2
	Capias	CA	1	↔	-	-
	Motion - Protective Order	MP	0	▼	-100.0%	-1
	Non-Family Abuse Protective Order	AP	0	▼	-100.0%	-1
	Total		68	▼	-11.7%	-9
Juvenile	Custody Visitation	CV	24	▼	-14.3%	-4
	Misdemeanor	DM	18	▲	+100.0%	+9
	Permanency Planning	PH	4	▲	-	+4
	Truancy	TR	4	▼	-50.0%	-4
	Entrustment	ET	2	▲	-	+2
	Show Cause	SC	2	▲	-	+2
	Child In Need of Services	CS	1	↔	-	-
	Felony	DF	1	▼	-75.0%	-3
	Paternity	PT	1	▼	-50.0%	-1
	Status	ST	1	↔	-	-
	Temporary Detention Order	TD	1	▲	-	+1
	Traffic	T	1	▼	-66.7%	-2
	Voluntary Continuing Services and Support Agreem	VA	1	▲	-	+1
	Abuse and Neglect	AN	0	▼	-100.0%	-3
	Foster Care Review	FC	0	▼	-100.0%	-2
	Non-Family Abuse Protective Order	AP	0	▼	-100.0%	-1
	Other	OT	0	▼	-100.0%	-1
		Total		61	▼	-3.2%
GRAND TOTAL			129	▼	-7.9%	-11

Filings by Major Case Category**

Category	Summary	Change	% Change	Absolute Change	
Adult Criminal	31	▲	-18.4%	-7	
Child Dependency	7	▲	+40.0%	+2	
Child in Need of Services/Supervision	5	▼	-44.4%	-4	
Custody and Visitation	25	▼	-16.7%	-5	
Delinquency	21	▲	+61.5%	+8	
Juvenile Miscellaneous	1	↔	-	0	
Other	11	▲	+22.2%	+2	
Protective Orders	8	▼	-20.0%	-2	
Support	19	▲	-13.6%	-3	
Traffic	1	▼	-66.7%	-2	
GRAND TOTAL		129	▼	-7.9%	-11

* Compared to same time period as previous year
 3/11/2024 12:15:49PM

** Case Type Categories are defined in the 2017 Virginia Judicial Workload Assessment
 Source: SCV-SQL-Information

2024 Overall GRAND TOTAL	Distribution of Caseload	Change*	Percentage (%) of Caseload																								
350 +27 8.4% 	<table border="1"> <tr> <td>Adult</td> <td>167</td> <td>48%</td> <td>16.0% ▲</td> <td>+23</td> </tr> <tr> <td>Juvenile</td> <td>183</td> <td>52%</td> <td>2.2% ▲</td> <td>+4</td> </tr> <tr> <td>GRAND TOTAL</td> <td>350</td> <td>100%</td> <td>8.4% ▲</td> <td>+27</td> </tr> </table>	Adult	167	48%	16.0% ▲	+23	Juvenile	183	52%	2.2% ▲	+4	GRAND TOTAL	350	100%	8.4% ▲	+27		<table border="1"> <tr> <td>Adult</td> <td>2023: 44.6%</td> <td>2024: 47.7%</td> </tr> <tr> <td>Juvenile</td> <td>2023: 55.4%</td> <td>2024: 52.3%</td> </tr> <tr> <td>GRAND TOTAL</td> <td>100%</td> <td>100%</td> </tr> </table>	Adult	2023: 44.6%	2024: 47.7%	Juvenile	2023: 55.4%	2024: 52.3%	GRAND TOTAL	100%	100%
Adult	167	48%	16.0% ▲	+23																							
Juvenile	183	52%	2.2% ▲	+4																							
GRAND TOTAL	350	100%	8.4% ▲	+27																							
Adult	2023: 44.6%	2024: 47.7%																									
Juvenile	2023: 55.4%	2024: 52.3%																									
GRAND TOTAL	100%	100%																									

Filings by Division & Code

Division	Case Type Description	Code	Summary	Change	% Change	Absolute Change
Adult	Misdemeanor	CM	36	▲	+50.0%	+12
	Show Cause	SC	33	▲	+83.3%	+15
	Civil Support	VS	31	▼	-20.5%	-8
	Other	OT	24	▲	+14.3%	+3
	Family Abuse - Protective Order	FP	15	▲	+15.4%	+2
	Felony	CF	13	▼	-7.1%	-1
	Capias	CA	8	▲	+33.3%	+2
	Motion - Protective Order	MP	2	↔		-
	Protective Order	PC	2	▲	-	+2
	Remand Support	RS	1	↔		-
	Violation Family Abuse Protective Order	PS	1	▲	-	+1
	Violation of Protective Order	PV	1	▼	-50.0%	-1
	Bond Forfeiture	BF	0	▼	-100.0%	-1
	Non-Family Abuse Protective Order	AP	0	▼	-100.0%	-2
Restricted License for Non-Support	SL	0	▼	-100.0%	-1	
	Total		167	▲	16.0%	+23
Juvenile	Custody Visitation	CV	99	▲	+13.8%	+12
	Motion - Protective Order	MP	17	▲	+466.7%	+14
	Misdemeanor	DM	15	▼	-58.3%	-21
	Truancy	TR	13	▲	+1,200.0%	+12
	Paternity	PT	12	▲	+300.0%	+9
	Status	ST	6	▲	+500.0%	+5
	Felony	DF	4	▼	-50.0%	-4
	Abuse and Neglect	AN	2	▼	-33.3%	-1
	Child In Need of Services	CS	2	▼	-60.0%	-3
	Foster Care Review	FC	2	▲	+100.0%	+1
	Initial Foster Care	IF	2	▲	+100.0%	+1
	Permanency Planning	PH	2	▼	-33.3%	-1
	Traffic	T	2	▼	-87.5%	-14
	Emergency Custody Order	EC	1	▲	-	+1
	Remand Custody	RC	1	▼	-50.0%	-1
	Remand Visitation	RV	1	▼	-50.0%	-1
	Terminate Parental Rights	TP	1	▼	-50.0%	-1
	Voluntary Continuing Services and Support Agreen	VA	1	▲	-	+1
	Entrustment	ET	0	▼	-100.0%	-2
	Relief of Custody	CR	0	▼	-100.0%	-3
	Total		183	▲	2.2%	+4
	GRAND TOTAL		350	▲	8.4%	+27

Filings by Major Case Category**

Category	Summary	Change	% Change	Absolute Change
Adult Criminal	74	▲	+34.5%	+19
Child Dependency	10	▲	-33.3%	-5
Child in Need of Services/Supervision	15	▲	+150.0%	+9
Custody and Visitation	111	▲	+23.3%	+21
Delinquency	19	▼	-56.8%	-25
Juvenile Miscellaneous	6	▲	+500.0%	+5
Other	28	▲	+7.7%	+2

* Compared to same time period as previous year
 3/11/2024 12:15:49PM

** Case Type Categories are defined in the 2017 Virginia Judicial Workload Assessment
 Source: SCV-SQL-Information

Protective Orders	34	▲	+70.0%	+14
Support	51	▼	+2.0%	+1
Traffic	2	▼	-87.5%	-14
GRAND TOTAL	350	▲	8.4%	+27

2024 Overall GRAND TOTAL		Distribution of Caseload		Change*		Percentage (%) of Caseload			
167 	+3 1.8%	Adult	84	50%	-4.5% ▼	-4	Adult	53.7%	50.3%
		Juvenile	83	50%	9.2% ▲	+7	Juvenile	46.3%	49.7%
		GRAND TOTAL	167	100%	1.8% ▲	+3	GRAND TOTAL	100%	100%

Filings by Division & Code

Division	Case Type Description	Code	Summary	Change	% Change	Absolute Change
Adult	Civil Support	VS	31	▲	+40.9%	+9
	Show Cause	SC	13	▲	-48.0%	-12
	Other	OT	12	▼	-7.7%	-1
	Misdemeanor	CM	10	▼	-28.6%	-4
	Capias	CA	6	▲	+20.0%	+1
	Family Abuse - Protective Order	FP	6	▲	+20.0%	+1
	Felony	CF	4	▲	+100.0%	+2
	Motion - Protective Order	MP	2	↔		-
	Total		84	▼	-4.5%	-4
Juvenile	Custody Visitation	CV	52	▼	-1.9%	-1
	Misdemeanor	DM	10	▲	+66.7%	+4
	Traffic	T	7	↔		-
	Paternity	PT	6	▲		+6
	Truancy	TR	2	▲		+2
	Capias	CA	1	▲		+1
	Emergency Custody Order	EC	1	▲		+1
	Foster Care Review	FC	1	▲		+1
	Motion - Protective Order	MP	1	▲		+1
	Show Cause	SC	1	▼	-50.0%	-1
	Temporary Detention Order	TD	1	↔		-
	Abuse and Neglect	AN	0	▼	-100.0%	-4
	Felony	DF	0	▼	-100.0%	-3
		Total		83	▲	9.2%
	GRAND TOTAL		167	▲	1.8%	+3

Filings by Major Case Category**

Category	Summary	Change	% Change	Absolute Change
Adult Criminal	22	▼	-47.6%	-20
Child Dependency	1	▲	-75.0%	-3
Child in Need of Services/Supervision	2	▲	-	+2
Custody and Visitation	58	▲	+9.4%	+5
Delinquency	12	▲	+9.1%	+1
Other	14	▲		0
Protective Orders	9	▲	+28.6%	+2
Support	42	▲	+61.5%	+16
Traffic	7	↔		0
	GRAND TOTAL	▲	1.8%	+3

* Compared to same time period as previous year
 3/11/2024 12:15:49PM

** Case Type Categories are defined in the 2017 Virginia Judicial Workload Assessment
 Source: SCV-SQL-Information

2024 Overall GRAND TOTAL		Distribution of Caseload			Change*		Percentage (%) of Caseload		
140 +8 6.1% 	Adult	63	45%	-4.5% ▼	-3	Adult	2023	2024	
	Juvenile	77	55%	16.7% ▲	+11	Juvenile	50.0%	45.0%	
GRAND TOTAL		140	100%	6.1% ▲	+8	GRAND TOTAL	100%	100%	

Filings by Division & Code

Division	Case Type Description	Code	Summary	Change	% Change	Absolute Change	
Adult	Civil Support	VS	21	▲	+162.5%	+13	
	Misdemeanor	CM	19	▲	+35.7%	+5	
	Other	OT	9	▼	-47.1%	-8	
	Show Cause	SC	6	▼	-50.0%	-6	
	Capias	CA	3	▼	-62.5%	-5	
	Felony	CF	3	▲	-	+3	
	Family Abuse - Protective Order	FP	2	▼	-50.0%	-2	
	Motion - Protective Order	MP	0	▼	-100.0%	-1	
	Remand Support	RS	0	▼	-100.0%	-1	
	Restricted License for Non-Support	SL	0	▼	-100.0%	-1	
Total			63	▼	-4.5%	-3	
Juvenile	Custody Visitation	CV	34	▼	-15.0%	-6	
	Truancy	TR	15	▲	+114.3%	+8	
	Show Cause	SC	12	▲	+1,100.0%	+11	
	Felony	DF	4	▲	-	+4	
	Misdemeanor	DM	4	▼	-42.9%	-3	
	Terminate Parental Rights	TP	4	▲	-	+4	
	Special Immigrant Juvenile Status	SI	2	▲	-	+2	
	Initial Foster Care	IF	1	▲	-	+1	
	Status	ST	1	▲	-	+1	
	Foster Care Review	FC	0	▼	-100.0%	-1	
	Non-Family Abuse Protective Order	AP	0	▼	-100.0%	-2	
	Other	OT	0	▼	-100.0%	-2	
	Paternity	PT	0	▼	-100.0%	-1	
	Permanency Planning	PH	0	▼	-100.0%	-2	
	Qualified Residential Treatment	QR	0	▼	-100.0%	-2	
	Traffic	T	0	▼	-100.0%	-1	
	Total			77	▲	16.7%	+11
	GRAND TOTAL			140	▲	6.1%	+8

Filings by Major Case Category**

Category	Summary	Change	% Change	Absolute Change	
Adult Criminal	29	▲	-6.5%	-2	
Child Dependency	5	▲	-	0	
Child in Need of Services/Supervision	15	▲	+114.3%	+8	
Custody and Visitation	34	▼	-17.1%	-7	
Delinquency	20	▲	+150.0%	+12	
Juvenile Miscellaneous	1	▲	-	+1	
New to Workload Study	2	▲	-	+2	
Other	9	▼	-55.0%	-11	
Protective Orders	2	▼	-71.4%	-5	
Support	23	▲	+91.7%	+11	
Traffic	0	▼	-100.0%	-1	
GRAND TOTAL		140	▲	6.1%	+8

* Compared to same time period as previous year
 3/11/2024 12:15:49PM

** Case Type Categories are defined in the 2017 Virginia Judicial Workload Assessment
 Source: SCV-SQL-Information

2024 Overall GRAND TOTAL		Distribution of Caseload		Change*		Percentage (%) of Caseload		
297	-60 -16.8%	Adult	183 62%	-10.3% ▼	-21	Adult	57.1%	61.6%
2024		Juvenile	114 38%	-25.5% ▼	-39	Juvenile	42.9%	38.4%
2023		GRAND TOTAL	297 100%	-16.8% ▼	-60	GRAND TOTAL	100%	100%

Filings by Division & Code

Division	Case Type Description	Code	Summary	Change	% Change	Absolute Change
Adult	Felony	CF	46	▲	+206.7%	+31
	Civil Support	VS	35	▲	+29.6%	+8
	Misdemeanor	CM	32	▼	-56.2%	-41
	Other	OT	26	▼	-33.3%	-13
	Show Cause	SC	22	▲	-4.3%	-1
	Capias	CA	10	▲	-	-
	Family Abuse - Protective Order	FP	10	▼	-23.1%	-3
	Motion - Protective Order	MP	1	▲	-	+1
	Non-Family Abuse Protective Order	AP	1	▼	-75.0%	-3
	Total			183	▼	-10.3%
Juvenile	Custody Visitation	CV	81	▼	-33.1%	-40
	Foster Care Review	FC	8	▲	+300.0%	+6
	Misdemeanor	DM	8	▲	+14.3%	+1
	Felony	DF	4	▲	-	+4
	Traffic	T	4	▼	-63.6%	-7
	Abuse and Neglect	AN	3	▲	-	+3
	Permanency Planning	PH	3	▲	-	+3
	Child In Need of Services	CS	1	↔	-	-
	Show Cause	SC	1	▼	-80.0%	-4
	Temporary Detention Order	TD	1	↔	-	-
	Non-Family Abuse Protective Order	AP	0	▼	-100.0%	-1
	Paternity	PT	0	▼	-100.0%	-3
	Truancy	TR	0	▼	-100.0%	-1
	Total			114	▼	-25.5%
GRAND TOTAL			297	▼	-16.8%	-60

Filings by Major Case Category**

Category	Summary	Change	% Change	Absolute Change	
Adult Criminal	99	▲	-13.2%	-15	
Child Dependency	14	▲	+600.0%	+12	
Child in Need of Services/Supervision	1	▼	-50.0%	-1	
Custody and Visitation	81	▼	-34.7%	-43	
Delinquency	13	▲	+8.3%	+1	
Other	27	▼	-32.5%	-13	
Protective Orders	12	▲	-33.3%	-6	
Support	46	▲	+35.3%	+12	
Traffic	4	▼	-63.6%	-7	
GRAND TOTAL		297	▼	-16.8%	-60

* Compared to same time period as previous year
 3/11/2024 12:15:49PM

** Case Type Categories are defined in the 2017 Virginia Judicial Workload Assessment
 Source: SCV-SQL-Information

2024 Overall GRAND TOTAL		Distribution of Caseload		Change*		Percentage (%) of Caseload		
132	-37 -21.9%	Adult	79 60%	3.9% ▲	+3	Adult	45.0%	59.8%
2024		Juvenile	53 40%	-43.0% ▼	-40	Juvenile	55.0%	40.2%
2023		GRAND TOTAL	132 100%	-21.9% ▼	-37	GRAND TOTAL	100%	100%

Filings by Division & Code

Division	Case Type Description	Code	Summary	Change	% Change	Absolute Change
Adult	Civil Support	VS	19	▲	+26.7%	+4
	Misdemeanor	CM	15	▼	-11.8%	-2
	Show Cause	SC	13	▲	+18.2%	+2
	Other	OT	11	▼	-38.9%	-7
	Capias	CA	7	▲	-12.5%	-1
	Family Abuse - Protective Order	FP	4	▼	-20.0%	-1
	Felony	CF	4	▲	+100.0%	+2
	Violation of Protective Order	PV	3	▲	-	+3
	Non-Family Abuse Protective Order	AP	2	▲	-	+2
	Protective Order	PC	1	▲	-	+1
	Total		79	▲	3.9%	+3
Juvenile	Custody Visitation	CV	23	▼	-46.5%	-20
	Misdemeanor	DM	17	▲	+6.3%	+1
	Abuse and Neglect	AN	3	▲	-	+3
	Truancy	TR	3	▼	-57.1%	-4
	Felony	DF	2	▲	+100.0%	+1
	Voluntary Continuing Services and Support Agreem	VA	2	▼	-33.3%	-1
	Child In Need of Services	CS	1	▲	-	+1
	Show Cause	SC	1	▼	-88.9%	-8
	Traffic	T	1	▼	-75.0%	-3
	Foster Care Review	FC	0	▼	-100.0%	-3
	Initial Foster Care	IF	0	▼	-100.0%	-1
	Non-Family Abuse Protective Order	AP	0	▼	-100.0%	-1
	Paternity	PT	0	▼	-100.0%	-2
	Qualified Residential Treatment	QR	0	▼	-100.0%	-1
	Remand Custody	RC	0	▼	-100.0%	-1
	Status	ST	0	▼	-100.0%	-1
		Total		53	▼	-43.0%
GRAND TOTAL			132	▼	-21.9%	-37

Filings by Major Case Category**

Category	Summary	Change	% Change	Absolute Change	
Adult Criminal	39	▲	+30.0%	+9	
Child Dependency	5	▲	-37.5%	-3	
Child in Need of Services/Supervision	4	▲	-42.9%	-3	
Custody and Visitation	23	▼	-48.9%	-22	
Delinquency	20	▲	-23.1%	-6	
Juvenile Miscellaneous	0	▼	-100.0%	-1	
Other	11	▼	-42.1%	-8	
Protective Orders	6	▲	-	0	
Support	23	▼	-	0	
Traffic	1	▼	-75.0%	-3	
GRAND TOTAL		132	▼	-21.9%	-37

* Compared to same time period as previous year
 3/11/2024 12:15:49PM

** Case Type Categories are defined in the 2017 Virginia Judicial Workload Assessment
 Source: SCV-SQL-Information

2024 Overall GRAND TOTAL		Distribution of Caseload			Change*		Percentage (%) of Caseload		
523 	+13	Adult	366	70%	22.0% ▲	+66	Adult	58.8%	70.0%
	2.5%	Juvenile	157	30%	-25.2% ▼	-53	Juvenile	41.2%	30.0%
GRAND TOTAL		523	100%	2.5% ▲	+13	GRAND TOTAL		100%	100%

Filings by Division & Code

Division	Case Type Description	Code	Summary	Change	% Change	Absolute Change
Adult	Misdemeanor	CM	106	▲	+47.2%	+34
	Other	OT	98	▲	+16.7%	+14
	Civil Support	VS	55	▲	+57.1%	+20
	Show Cause	SC	32	▼	-27.3%	-12
	Capias	CA	29	▲	+45.0%	+9
	Felony	CF	24	↔		-
	Family Abuse - Protective Order	FP	15	↔		-
	Motion - Protective Order	MP	3	↔		-
	Bond Forfeiture	BF	2	↔		-
	Violation of Protective Order	PV	2	▲	+100.0%	+1
Total			366	▲	22.0%	+66
Juvenile	Custody Visitation	CV	87	▼	-5.4%	-5
	Mental Commitment	MC	22	▼	-26.7%	-8
	Felony	DF	9	▼	-18.2%	-2
	Permanency Planning	PH	9	▲	-	+9
	Misdemeanor	DM	8	▼	-60.0%	-12
	Show Cause	SC	5	▲	+25.0%	+1
	Status	ST	4	▲	-	+4
	Special Immigrant Juvenile Status	SI	3	↔		-
	Abuse and Neglect	AN	2	▼	-71.4%	-5
	Emergency Custody Order	EC	2	▲	-	+2
	Temporary Detention Order	TD	2	▲	+100.0%	+1
	Emancipation	EP	1	▲	-	+1
	Other	OT	1	↔		-
	Paternity	PT	1	↔		-
	Voluntary Continuing Services and Support Agree	VA	1	▲	-	+1
	Child In Need of Services	CS	0	▼	-100.0%	-1
	Family Abuse - Protective Order	FP	0	▼	-100.0%	-1
	Foster Care Review	FC	0	▼	-100.0%	-3
	Initial Foster Care	IF	0	▼	-100.0%	-1
	Non-Family Abuse Protective Order	AP	0	▼	-100.0%	-8
	Qualified Residential Treatment	QR	0	▼	-100.0%	-1
	Remand Custody	RC	0	▼	-100.0%	-2
	Remand Visitation	RV	0	▼	-100.0%	-2
	Terminate Parental Rights	TP	0	▼	-100.0%	-3
	Traffic	T	0	▼	-100.0%	-9
	Truancy	TR	0	▼	-100.0%	-9
	Total			157	▼	-25.2%
GRAND TOTAL			523	▲	2.5%	+13

Filings by Major Case Category**

Category	Summary	Change	% Change	Absolute Change
Adult Criminal	170	▲	+26.9%	+36
Child Dependency	12	▲	-20.0%	-3
Child in Need of Services/Supervision	0	▼	-100.0%	-10
Custody and Visitation	88	▼	-5.4%	-5
Delinquency	22	▼	-37.1%	-13
Juvenile Miscellaneous	5	▲	-	+5

* Compared to same time period as previous year
 3/11/2024 12:15:49PM

** Case Type Categories are defined in the 2017 Virginia Judicial Workload Assessment
 Source: SCV-SQL-Information

New to Workload Study	3	↔		0
Other	125	▲	+4.2%	+5
Protective Orders	18	▼	-33.3%	-9
Support	80	▲	+25.0%	+16
Traffic	0	▼	-100.0%	-9
GRAND TOTAL	523	▲	2.5%	+13

2024 Overall GRAND TOTAL		Distribution of Caseload			Change*		Percentage (%) of Caseload		
169 +5 3.0% 	Adult	98	58%	-7.5% ▼	-8	Adult	2023	2024	
	Juvenile	71	42%	22.4% ▲	+13	Juvenile	64.6%	58.0%	
GRAND TOTAL		169	100%	3.0% ▲	+5	GRAND TOTAL	100%	100%	

Filings by Division & Code

Division	Case Type Description	Code	Summary	Change	% Change	Absolute Change
Adult	Show Cause	SC	26	▼	-21.2%	-7
	Civil Support	VS	25	▲	+78.6%	+11
	Misdemeanor	CM	13	▼	-38.1%	-8
	Other	OT	13	▲	+8.3%	+1
	Felony	CF	8	▲	+166.7%	+5
	Capias	CA	5	▼	-50.0%	-5
	Family Abuse - Protective Order	FP	4	↔		-
	Remand Support	RS	2	↔		-
	Motion - Protective Order	MP	1	▼	-66.7%	-2
	Non-Family Abuse Protective Order	AP	1	▼	-75.0%	-3
Total			98	▼	-7.5%	-8
Juvenile	Custody Visitation	CV	47	▲	+104.3%	+24
	Traffic	T	5	▼	-16.7%	-1
	Misdemeanor	DM	4	▼	-42.9%	-3
	Show Cause	SC	3	▼	-57.1%	-4
	Truancy	TR	3	↔		-
	Child In Need of Services	CS	2	▲	-	+2
	Civil Violation	CI	2	▲	-	+2
	Abuse and Neglect	AN	1	▼	-80.0%	-4
	Felony	DF	1	▲	-	+1
	Other	OT	1	▲	-	+1
	Permanency Planning	PH	1	↔		-
	Voluntary Continuing Services and Support Agreem	VA	1	▲	-	+1
	Foster Care Review	FC	0	▼	-100.0%	-1
	Non-Family Abuse Protective Order	AP	0	▼	-100.0%	-1
	Qualified Residential Treatment	QR	0	▼	-100.0%	-1
	Remand Custody	RC	0	▼	-100.0%	-1
	Remand Visitation	RV	0	▼	-100.0%	-1
	Status	ST	0	▼	-100.0%	-1
Total			71	▲	22.4%	+13
GRAND TOTAL			169	▲	3.0%	+5

Filings by Major Case Category**

Category	Summary	Change	% Change	Absolute Change	
Adult Criminal	39	▲	-31.6%	-18	
Child Dependency	3	▲	-62.5%	-5	
Child in Need of Services/Supervision	5	▲	+66.7%	+2	
Custody and Visitation	47	▲	+104.3%	+24	
Delinquency	8	▲	-42.9%	-6	
Juvenile Miscellaneous	0	▼	-100.0%	-1	
New to Workload Study	2	▲	-	+2	
Other	16	▲		0	
Protective Orders	6	▼	-50.0%	-6	
Support	38	▲	+58.3%	+14	
Traffic	5	▼	-16.7%	-1	
GRAND TOTAL		169	▲	3.0%	+5

* Compared to same time period as previous year
 3/11/2024 12:15:49PM

** Case Type Categories are defined in the 2017 Virginia Judicial Workload Assessment
 Source: SCV-SQL-Information

2024 Overall GRAND TOTAL		Distribution of Caseload		Change*		Percentage (%) of Caseload		
3,275	-32 -1.0%	Adult	1,674 51%	2.7% ▲	+44	Adult	49.3%	51.1%
2024		Juvenile	1,601 49%	-4.5% ▼	-76	Juvenile	50.7%	48.9%
2023		GRAND TOTAL	3,275 100%	-1.0% ▼	-32	GRAND TOTAL	100%	100%

Filings by Division & Code

Division	Case Type Description	Code	Summary	Change	% Change	Absolute Change	
Adult	Civil Support	VS	425	▲	+47.1%	+136	
	Misdemeanor	CM	358	▲	+0.8%	+3	
	Show Cause	SC	284	▼	-18.2%	-63	
	Other	OT	230	▼	+4.5%	+10	
	Family Abuse - Protective Order	FP	139	▼	-6.7%	-10	
	Felony	CF	100	▼	-6.5%	-7	
	Capias	CA	81	▲	+22.7%	+15	
	Remand Support	RS	28	▼	-46.2%	-24	
	Motion - Protective Order	MP	16	▼	-40.7%	-11	
	Violation of Protective Order	PV	9	▼	-10.0%	-1	
	Non-Family Abuse Protective Order	AP	4	▼	-50.0%	-4	
		Total		1,674	▲	2.7%	+44
Juvenile	Custody Visitation	CV	1,024	▲	+5.0%	+49	
	Misdemeanor	DM	167	▼	-5.1%	-9	
	Traffic	T	77	▼	-32.5%	-37	
	Felony	DF	68	▼	-11.7%	-9	
	Remand Custody	RC	61	▼	-54.1%	-72	
	Remand Visitation	RV	60	▼	-11.8%	-8	
	Special Immigrant Juvenile Status	SI	27	▲	+125.0%	+15	
	Permanency Planning	PH	16	▲	+60.0%	+6	
	Terminate Parental Rights	TP	16	▲	+300.0%	+12	
	Paternity	PT	13	▲	+30.0%	+3	
	Abuse and Neglect	AN	10	▲	+42.9%	+3	
	Foster Care Review	FC	9	↔		-	
	Non-Family Abuse Protective Order	AP	8	▲	+100.0%	+4	
	Truancy	TR	8	▲	+100.0%	+4	
	Child In Need of Services	CS	7	▲	+40.0%	+2	
	Status	ST	7	▼	-81.1%	-30	
	Show Cause	SC	5	▲	+400.0%	+4	
	Initial Foster Care	IF	4	▲	+300.0%	+3	
	Temporary Detention Order	TD	4	▼	-75.0%	-12	
	Civil Violation	CI	3	▲	+200.0%	+2	
	Emergency Custody Order	EC	3	▼	-40.0%	-2	
	Relief of Custody	CR	2	↔		-	
	Voluntary Continuing Services and Support Agreem	VA	2	↔		-	
	Motion - Protective Order	MP	0	▼	-100.0%	-3	
	Other	OT	0	▼	-100.0%	-1	
		Total		1,601	▼	-4.5%	-76
	GRAND TOTAL			3,275	▼	-1.0%	-32

Filings by Major Case Category**

Category	Summary	Change	% Change	Absolute Change
Adult Criminal	725	▲	+0.6%	+4
Child Dependency	59	▲	+68.6%	+24
Child in Need of Services/Supervision	15	▲	+50.0%	+5
Custody and Visitation	1,037	▲	+5.3%	+52
Delinquency	240	▲	-5.1%	-13
Juvenile Miscellaneous	7	▼	-81.1%	-30

* Compared to same time period as previous year
 3/11/2024 12:15:49PM

** Case Type Categories are defined in the 2017 Virginia Judicial Workload Assessment
 Source: SCV-SQL-Information

New to Workload Study	30	▲	+130.8%	+17
Other	386	▼	-22.0%	-109
Protective Orders	167	▼	-12.6%	-24
Support	532	▲	+17.4%	+79
Traffic	77	▼	-32.5%	-37
GRAND TOTAL	3,275	▼	-1.0%	-32

2024 Overall GRAND TOTAL		Distribution of Caseload		Change*		Percentage (%) of Caseload		
207	-41 -16.5%	Adult	113 55%	-4.2% ▼	-5	Adult	47.6%	54.6%
2024		Juvenile	94 45%	-27.7% ▼	-36	Juvenile	52.4%	45.4%
2023		GRAND TOTAL	207 100%	-16.5% ▼	-41	GRAND TOTAL	100%	100%

Filings by Division & Code


Division	Case Type Description	Code	Summary	Change	% Change	Absolute Change
Adult	Other	OT	27	▲	+17.4%	+4
	Misdemeanor	CM	23	▼	-25.8%	-8
	Civil Support	VS	18	▼	-33.3%	-9
	Show Cause	SC	15	↔		-
	Family Abuse - Protective Order	FP	13	▲	+160.0%	+8
	Capias	CA	10	▼	+11.1%	+1
	Felony	CF	7	▲	+75.0%	+3
	Motion - Protective Order	MP	0	▼	-100.0%	-2
	Non-Family Abuse Protective Order	AP	0	▼	-100.0%	-2
	Total			113	▼	-4.2%
Juvenile	Custody Visitation	CV	54	▼	-5.3%	-3
	Status	ST	12	▲	+140.0%	+7
	Misdemeanor	DM	11	▼	-57.7%	-15
	Terminate Parental Rights	TP	5	▲	-	+5
	Permanency Planning	PH	4	▲	+33.3%	+1
	Truancy	TR	4	↔		-
	Emergency Custody Order	EC	1	↔		-
	Felony	DF	1	▼	-92.9%	-13
	Foster Care Review	FC	1	▼	-66.7%	-2
	Traffic	T	1	▼	-92.3%	-12
	Capias	CA	0	▼	-100.0%	-1
	Qualified Residential Treatment	QR	0	▼	-100.0%	-1
	Temporary Detention Order	TD	0	▼	-100.0%	-2
	Total			94	▼	-27.7%
GRAND TOTAL			207	▼	-16.5%	-41

Filings by Major Case Category**

Category	Summary	Change	% Change	Absolute Change	
Adult Criminal	50	▲	-5.7%	-3	
Child Dependency	10	▲	+42.9%	+3	
Child in Need of Services/Supervision	4	↔		0	
Custody and Visitation	54	▼	-5.3%	-3	
Delinquency	12	▼	-70.7%	-29	
Juvenile Miscellaneous	12	▲	+140.0%	+7	
Other	28	▲	+7.7%	+2	
Protective Orders	13	▼	+44.4%	+4	
Support	23	▼	-30.3%	-10	
Traffic	1	▼	-92.3%	-12	
GRAND TOTAL		207	▼	-16.5%	-41

* Compared to same time period as previous year
 3/11/2024 12:15:49PM

** Case Type Categories are defined in the 2017 Virginia Judicial Workload Assessment
 Source: SCV-SQL-Information

2024 Overall GRAND TOTAL		Distribution of Caseload			Change*		Percentage (%) of Caseload		
2,145	-4 -0.2%	Adult	1,171	55%	4.8% ▲	+54	Adult	2023 52.0%	2024 54.6%
2024 		Juvenile	974	45%	-5.6% ▼	-58	Juvenile	48.0%	45.4%
		GRAND TOTAL	2,145	100%	-0.2% ▼	-4	GRAND TOTAL	100%	100%

Filings by Division & Code

Division	Case Type Description	Code	Summary	Change	% Change	Absolute Change
Adult	Other	OT	252	▲	+20.6%	+43
	Misdemeanor	CM	234	▼	-10.0%	-26
	Show Cause	SC	219	▲	+6.8%	+14
	Civil Support	VS	194	▲	+6.0%	+11
	Capias	CA	110	▼	-9.1%	-11
	Family Abuse - Protective Order	FP	77	▼	-1.3%	-1
	Felony	CF	69	▲	+32.7%	+17
	Non-Family Abuse Protective Order	AP	10	▲	+66.7%	+4
	Motion - Protective Order	MP	4	▲	+33.3%	+1
	Restricted License for Non-Support	SL	1	▲	-	+1
	Violation of Protective Order	PV	1	▲	-	+1
	Total		1,171	▲	4.8%	+54
Juvenile	Custody Visitation	CV	569	▼	-11.2%	-72
	Misdemeanor	DM	84	▼	-2.3%	-2
	Permanency Planning	PH	51	▲	+54.5%	+18
	Felony	DF	46	▼	-11.5%	-6
	Foster Care Review	FC	37	▲	+117.6%	+20
	Paternity	PT	33	▼	-51.5%	-35
	Special Immigrant Juvenile Status	SI	28	▲	+33.3%	+7
	Abuse and Neglect	AN	21	▲	+31.3%	+5
	Terminate Parental Rights	TP	21	▲	+50.0%	+7
	Traffic	T	18	▼	-21.7%	-5
	Status	ST	9	▲	+80.0%	+4
	Temporary Detention Order	TD	8	▼	-20.0%	-2
	Mental Commitment	MC	7	▼	-53.3%	-8
	Child In Need of Services	CS	6	▲	+100.0%	+3
	Initial Foster Care	IF	6	▼	-25.0%	-2
	Show Cause	SC	6	▲	+20.0%	+1
	Truancy	TR	6	▲	+20.0%	+1
	Non-Family Abuse Protective Order	AP	4	▲	+300.0%	+3
	Remand Custody	RC	3	▲	-	+3
	Remand Visitation	RV	3	▲	-	+3
	Family Abuse - Protective Order	FP	2	▲	-	+2
	Other	OT	2	▲	-	+2
	Voluntary Continuing Services and Support Agreem	VA	2	▼	-50.0%	-2
	Civil Violation	CI	1	▲	-	+1
	Relief of Custody	CR	1	↔	-	-
	Qualified Residential Treatment	QR	0	▼	-100.0%	-4
		Total		974	▼	-5.6%
	GRAND TOTAL		2,145	▼	-0.2%	-4

Filings by Major Case Category**

Category	Summary	Change	% Change	Absolute Change
Adult Criminal	504	▲	-6.7%	-36
Child Dependency	139	▲	+43.3%	+42
Child in Need of Services/Supervision	12	▲	+50.0%	+4
Custody and Visitation	602	▼	-15.1%	-107
Delinquency	136	▲	-4.9%	-7

* Compared to same time period as previous year
 3/11/2024 12:15:49PM

** Case Type Categories are defined in the 2017 Virginia Judicial Workload Assessment
 Source: SCV-SQL-Information

Juvenile Miscellaneous	9	▲	+80.0%	+4
New to Workload Study	29	▲	+38.1%	+8
Other	275	▲	+17.5%	+41
Protective Orders	97	▲	+10.2%	+9
Support	324	▲	+15.3%	+43
Traffic	18	▼	-21.7%	-5
GRAND TOTAL	2,145	▼	-0.2%	-4

2024 Overall GRAND TOTAL		Distribution of Caseload		Change*		Percentage (%) of Caseload		
3,672 +1,007 37.8% 	Adult Juvenile GRAND TOTAL	1,683	46%	28.1% ▲	+369	2023	2024	
		1,989	54%	47.2% ▲	+638	49.3%	45.8%	
		3,672	100%	37.8% ▲	+1,007	100%	100%	

Filings by Division & Code

Division	Case Type Description	Code	Summary	Change	% Change	Absolute Change	
Adult	Civil Support	VS	497	▲	+189.0%	+325	
	Show Cause	SC	354	▲	+32.1%	+86	
	Misdemeanor	CM	274	▼	-8.4%	-25	
	Other	OT	173	▲	+4.8%	+8	
	Capias	CA	124	▼	-15.1%	-22	
	Felony	CF	114	▲	+0.9%	+1	
	Family Abuse - Protective Order	FP	108	▼	-6.1%	-7	
	Motion - Protective Order	MP	18	▼	-5.3%	-1	
	Remand Support	RS	7	▲	+250.0%	+5	
	Violation of Protective Order	PV	7	▼	-22.2%	-2	
	Non-Family Abuse Protective Order	AP	4	▼	-33.3%	-2	
	Restricted License for Non-Support	SL	3	▲	-	+3	
		Total		1,683	▲	28.1%	+369
Juvenile	Custody Visitation	CV	1,417	▲	+59.9%	+531	
	Misdemeanor	DM	190	▲	+36.7%	+51	
	Traffic	T	83	▼	-25.9%	-29	
	Felony	DF	66	▲	+65.0%	+26	
	Paternity	PT	37	▲	+76.2%	+16	
	Special Immigrant Juvenile Status	SI	37	▲	+184.6%	+24	
	Permanency Planning	PH	27	▲	+237.5%	+19	
	Foster Care Review	FC	22	▲	+37.5%	+6	
	Initial Foster Care	IF	20	▲	+25.0%	+4	
	Show Cause	SC	19	▲	+18.8%	+3	
	Child In Need of Services	CS	12	▼	-29.4%	-5	
	Abuse and Neglect	AN	11	▼	-35.3%	-6	
	Status	ST	8	▲	+14.3%	+1	
	Temporary Detention Order	TD	8	▼	-33.3%	-4	
	Non-Family Abuse Protective Order	AP	6	▼	-14.3%	-1	
	Remand Custody	RC	5	▲	+150.0%	+3	
	Remand Visitation	RV	4	▲	+100.0%	+2	
	Terminate Parental Rights	TP	4	↔	-	-	
	Capias	CA	3	▼	-62.5%	-5	
	Emergency Custody Order	EC	2	▲	+100.0%	+1	
	Other	OT	2	▲	+100.0%	+1	
	Relief of Custody	CR	2	▲	-	+2	
	Civil Violation	CI	1	▲	-	+1	
	Emancipation	EP	1	▲	-	+1	
	Mental Commitment	MC	1	▼	-80.0%	-4	
	Voluntary Continuing Services and Support Agreem	VA	1	▲	-	+1	
	Motion - Protective Order	MP	0	▼	-100.0%	-1	
		Total		1,989	▲	47.2%	+638
		GRAND TOTAL		3,672	▲	37.8%	+1,007

Filings by Major Case Category**

Category	Summary	Change	% Change	Absolute Change
Adult Criminal	620	▼	-9.0%	-61
Child Dependency	87	▲	+42.6%	+26
Child in Need of Services/Supervision	12	▼	-29.4%	-5
Custody and Visitation	1,454	▲	+60.3%	+547

* Compared to same time period as previous year
 3/11/2024 12:15:49PM

** Case Type Categories are defined in the 2017 Virginia Judicial Workload Assessment
 Source: SCV-SQL-Information

CPSS - JCMS CASELOAD STATISTICS OF THE JUVENILE & DOMESTIC RELATIONS DISTRICT COURTS
 January 2024 thru February 2024 Filings (Compared to January 2023 thru February 2023)

Henrico

District: 14 FIPS: 087

Delinquency	278	▲	+36.9%	+75
Juvenile Miscellaneous	9	▲	+28.6%	+2
New to Workload Study	38	▲	+192.3%	+25
Other	202	▲	+6.3%	+12
Protective Orders	136	▼	-8.1%	-12
Support	753	▲	+131.0%	+427
Traffic	83	▼	-25.9%	-29
GRAND TOTAL	3,672	▲	37.8%	+1,007

2024 Overall GRAND TOTAL		Distribution of Caseload		Change*		Percentage (%) of Caseload			
353	-6 -1.7%	Adult	223	63%	13.2% ▲	+26	Adult	54.9%	63.2%
2024		Juvenile	130	37%	-19.8% ▼	-32	Juvenile	45.1%	36.8%
2023		GRAND TOTAL	353	100%	-1.7% ▼	-6	GRAND TOTAL	100%	100%

Filings by Division & Code

Division	Case Type Description	Code	Summary	Change	% Change	Absolute Change
Adult	Misdemeanor	CM	48	▼	-9.4%	-5
	Civil Support	VS	45	▲	+9.8%	+4
	Show Cause	SC	37	▲	+76.2%	+16
	Family Abuse - Protective Order	FP	25	↔		-
	Other	OT	25	▲	+47.1%	+8
	Felony	CF	19	▼	-13.6%	-3
	Capias	CA	14	▲	+55.6%	+5
	Remand Support	RS	4	▲	-	+4
	Non-Family Abuse Protective Order	AP	2	▼	-33.3%	-1
	Motion - Protective Order	MP	1	▼	-66.7%	-2
	Restricted License for Non-Support	SL	1	↔		-
	Violation Family Abuse Protective Order	PS	1	▲	-	+1
	Violation of Protective Order	PV	1	▼	-50.0%	-1
	Total			223	▲	13.2%
Juvenile	Custody Visitation	CV	103	▼	-3.7%	-4
	Traffic	T	6	▼	-57.1%	-8
	Child In Need of Services	CS	4	▼	-20.0%	-1
	Felony	DF	4	▲	+33.3%	+1
	Misdemeanor	DM	4	▼	-69.2%	-9
	Show Cause	SC	2	▲	-	-
	Truancy	TR	2	▲	-	+2
	Civil Violation	CI	1	▲	-	+1
	Emergency Custody Order	EC	1	↔		-
	Non-Family Abuse Protective Order	AP	1	▼	-66.7%	-2
	Paternity	PT	1	▼	-75.0%	-3
	Temporary Detention Order	TD	1	↔		-
	Capias	CA	0	▼	-100.0%	-1
	Other	OT	0	▼	-100.0%	-3
	Protective Order	PC	0	▼	-100.0%	-1
	Status	ST	0	▼	-100.0%	-4
	Total			130	▼	-19.8%
GRAND TOTAL			353	▼	-1.7%	-6

Filings by Major Case Category**

Category	Summary	Change	% Change	Absolute Change
Adult Criminal	95	▲	+5.6%	+5
Child in Need of Services/Supervision	7	▲	+40.0%	+2
Custody and Visitation	104	▼	-6.3%	-7
Delinquency	9	▼	-55.0%	-11
Juvenile Miscellaneous	0	▼	-100.0%	-4
New to Workload Study	1	▲	-	+1
Other	31	▲	+40.9%	+9
Protective Orders	29	▼	-14.7%	-5
Support	71	▲	+20.3%	+12
Traffic	6	▼	-57.1%	-8
GRAND TOTAL	353	▼	-1.7%	-6

* Compared to same time period as previous year
 3/11/2024 12:15:49PM

** Case Type Categories are defined in the 2017 Virginia Judicial Workload Assessment
 Source: SCV-SQL-Information

2024 Overall GRAND TOTAL		Distribution of Caseload		Change*		Percentage (%) of Caseload			
86 	+6 7.5%	Adult	47	55%	9.3% ▲	+4	Adult	53.8%	54.7%
		Juvenile	39	45%	5.4% ▲	+2	Juvenile	46.3%	45.3%
		GRAND TOTAL	86	100%	7.5% ▲	+6	GRAND TOTAL	100%	100%

Filings by Division & Code

Division	Case Type Description	Code	Summary	Change	% Change	Absolute Change
Adult	Misdemeanor	CM	14	↔		-
	Other	OT	11	▲	+83.3%	+5
	Felony	CF	9	▲	+28.6%	+2
	Show Cause	SC	7	▲	+40.0%	+2
	Motion - Protective Order	MP	3	▲	-	+3
	Civil Support	VS	2	▼	-66.7%	-4
	Family Abuse - Protective Order	FP	1	▼	-75.0%	-3
	Capias	CA	0	▼	-100.0%	-1
	Total		47	▲	9.3%	+4
Juvenile	Misdemeanor	DM	15	▲	+275.0%	+11
	Custody Visitation	CV	10	▼	-52.4%	-11
	Traffic	T	6	↔		-
	Felony	DF	4	▲	+300.0%	+3
	Abuse and Neglect	AN	1	▲	-	+1
	Child In Need of Services	CS	1	▲	-	+1
	Mental Commitment	MC	1	↔		-
	Status	ST	1	↔		-
	Motion - Protective Order	MP	0	▼	-100.0%	-1
	Paternity	PT	0	▼	-100.0%	-1
	Permanency Planning	PH	0	▼	-100.0%	-1
		Total		39	▲	5.4%
	GRAND TOTAL		86	▲	7.5%	+6

Filings by Major Case Category**

Category	Summary	Change	% Change	Absolute Change
Adult Criminal	27	▲	+12.5%	+3
Child Dependency	1	▲		0
Child in Need of Services/Supervision	1	▲	-	+1
Custody and Visitation	10	▼	-54.5%	-12
Delinquency	19	▲	+280.0%	+14
Juvenile Miscellaneous	1	↔		0
Other	12	▲	+71.4%	+5
Protective Orders	4	▲	-20.0%	-1
Support	5	▼	-44.4%	-4
Traffic	6	↔		0
	GRAND TOTAL	▲	7.5%	+6

* Compared to same time period as previous year
 3/11/2024 12:15:49PM

** Case Type Categories are defined in the 2017 Virginia Judicial Workload Assessment
 Source: SCV-SQL-Information

2024 Overall GRAND TOTAL		Distribution of Caseload		Change*		Percentage (%) of Caseload			
405 	+16 4.1%	Adult	168	41%	-2.3% ▼	-4	Adult	44.2%	41.5%
		Juvenile	237	59%	9.2% ▲	+20	Juvenile	55.8%	58.5%
		GRAND TOTAL	405	100%	4.1% ▲	+16	GRAND TOTAL	100%	100%

Filings by Division & Code

Division	Case Type Description	Code	Summary	Change	% Change	Absolute Change
Adult	Misdemeanor	CM	42	▲	+20.0%	+7
	Other	OT	34	▼	+47.8%	+11
	Felony	CF	28	▲	+154.5%	+17
	Civil Support	VS	20	▼	-58.3%	-28
	Show Cause	SC	20	▲	+5.3%	+1
	Family Abuse - Protective Order	FP	12	▲	+20.0%	+2
	Capias	CA	5	▼	-72.2%	-13
	Non-Family Abuse Protective Order	AP	3	▼	-25.0%	-1
	Violation of Protective Order	PV	2	↔	-	-
	Motion - Protective Order	MP	1	▼	-50.0%	-1
	Remand Support	RS	1	▲	-	+1
		Total		168	▼	-2.3%
Juvenile	Custody Visitation	CV	85	▼	-36.6%	-49
	Misdemeanor	DM	50	▲	+177.8%	+32
	Felony	DF	23	▲	+283.3%	+17
	Traffic	T	17	↔	-	-
	Abuse and Neglect	AN	10	▲	+400.0%	+8
	Foster Care Review	FC	10	▲	+150.0%	+6
	Initial Foster Care	IF	10	▲	+900.0%	+9
	Mental Commitment	MC	8	▼	-11.1%	-1
	Permanency Planning	PH	5	▲	+150.0%	+3
	Relief of Custody	CR	3	▲	-	+3
	Status	ST	3	▲	+50.0%	+1
	Child In Need of Services	CS	2	▲	-	+2
	Civil Violation	CI	2	▲	-	+2
	Terminate Parental Rights	TP	2	↔	-	-
	Emergency Custody Order	EC	1	▼	-50.0%	-1
	Non-Family Abuse Protective Order	AP	1	▼	-50.0%	-1
	Paternity	PT	1	▼	-90.0%	-9
	Remand Custody	RC	1	▲	-	+1
	Remand Visitation	RV	1	▲	-	+1
	Temporary Detention Order	TD	1	▼	-66.7%	-2
	Truancy	TR	1	▲	-	+1
	Other	OT	0	▼	-100.0%	-1
	Qualified Residential Treatment	QR	0	▼	-100.0%	-1
	Voluntary Continuing Services and Support Agreem	VA	0	▼	-100.0%	-1
	Total		237	▲	9.2%	+20
GRAND TOTAL			405	▲	4.1%	+16

Filings by Major Case Category**

Category	Summary	Change	% Change	Absolute Change
Adult Criminal	91	▲	+12.3%	+10
Child Dependency	40	▲	+207.7%	+27
Child in Need of Services/Supervision	3	▲	-	+3
Custody and Visitation	86	▼	-40.3%	-58
Delinquency	73	▲	+204.2%	+49
Juvenile Miscellaneous	3	▲	+50.0%	+1
New to Workload Study	2	▲	-	+2

* Compared to same time period as previous year
 3/11/2024 12:15:49PM

** Case Type Categories are defined in the 2017 Virginia Judicial Workload Assessment
 Source: SCV-SQL-Information

Other	47	▲	+23.7%	+9
Protective Orders	17	▼	-5.6%	-1
Support	26	▲	-50.0%	-26
Traffic	17	↔		0
GRAND TOTAL	405	▲	4.1%	+16

2024 Overall GRAND TOTAL		Distribution of Caseload		Change*		Percentage (%) of Caseload		
611	-60 -8.9%	Adult	284 46%	-18.9% ▼	-66	Adult	52.2%	46.5%
2024		Juvenile	327 54%	1.9% ▲	+6	Juvenile	47.8%	53.5%
2023		GRAND TOTAL	611 100%	-8.9% ▼	-60	GRAND TOTAL	100%	100%

Filings by Division & Code

Division	Case Type Description	Code	Summary	Change	% Change	Absolute Change
Adult	Civil Support	VS	73	▲	+1.4%	+1
	Show Cause	SC	58	▲	+20.8%	+10
	Other	OT	51	▼	-19.0%	-12
	Misdemeanor	CM	38	▼	-38.7%	-24
	Family Abuse - Protective Order	FP	26	▼	-13.3%	-4
	Capias	CA	14	▼	-54.8%	-17
	Felony	CF	11	▼	-56.0%	-14
	Non-Family Abuse Protective Order	AP	8	▲	+100.0%	+4
	Violation of Protective Order	PV	3	▼	-50.0%	-3
	Motion - Protective Order	MP	2	▼	-77.8%	-7
	Total		284	▼	-18.9%	-66
Juvenile	Custody Visitation	CV	204	▼	-1.4%	-3
	Misdemeanor	DM	29	▲	+31.8%	+7
	Traffic	T	28	▲	+7.7%	+2
	Foster Care Review	FC	13	▲	+44.4%	+4
	Felony	DF	8	▼	-11.1%	-1
	Permanency Planning	PH	8	↔		-
	Initial Foster Care	IF	7	▲	+133.3%	+4
	Non-Family Abuse Protective Order	AP	6	▼	-14.3%	-1
	Voluntary Continuing Services and Support Agree	VA	6	▲	+500.0%	+5
	Show Cause	SC	5	▼	-50.0%	-5
	Child In Need of Services	CS	3	▲	+50.0%	+1
	Capias	CA	2	▲	-	+2
	Other	OT	2	▲	+100.0%	+1
	Paternity	PT	2	▼	-60.0%	-3
	Status	ST	2	▲	+100.0%	+1
	Emancipation	EP	1	▲	-	+1
	Truancy	TR	1	▼	-85.7%	-6
	Qualified Residential Treatment	QR	0	▼	-100.0%	-1
	Temporary Detention Order	TD	0	▼	-100.0%	-2
		Total		327	▲	1.9%
	GRAND TOTAL		611	▼	-8.9%	-60

Filings by Major Case Category**

Category	Summary	Change	% Change	Absolute Change	
Adult Criminal	78	▼	-48.0%	-72	
Child Dependency	34	▲	+54.5%	+12	
Child in Need of Services/Supervision	4	▼	-75.0%	-12	
Custody and Visitation	206	▼	-2.8%	-6	
Delinquency	44	▲	+29.4%	+10	
Juvenile Miscellaneous	3	▲	+200.0%	+2	
Other	53	▼	-19.7%	-13	
Protective Orders	42	▼	-16.0%	-8	
Support	119	▲	+26.6%	+25	
Traffic	28	▲	+7.7%	+2	
	GRAND TOTAL		611	▼	-8.9%

* Compared to same time period as previous year
 3/11/2024 12:15:49PM

** Case Type Categories are defined in the 2017 Virginia Judicial Workload Assessment
 Source: SCV-SQL-Information

2024 Overall GRAND TOTAL		Distribution of Caseload		Change*		Percentage (%) of Caseload			
271 +33 13.9% 		Adult	121	45%	1.7% ▲	+2	Adult	50.0%	44.6%
		Juvenile	150	55%	26.1% ▲	+31	Juvenile	50.0%	55.4%
		GRAND TOTAL	271	100%	13.9% ▲	+33	GRAND TOTAL	100%	100%

Filings by Division & Code

Division	Case Type Description	Code	Summary	Change	% Change	Absolute Change
Adult	Show Cause	SC	28	▲	+180.0%	+18
	Civil Support	VS	23	▼	-39.5%	-15
	Felony	CF	20	▲	+122.2%	+11
	Other	OT	18	▼	-14.3%	-3
	Misdemeanor	CM	15	▼	-34.8%	-8
	Family Abuse - Protective Order	FP	11	▲	+57.1%	+4
	Remand Support	RS	3	▲	+200.0%	+2
	Capias	CA	2	▼	-75.0%	-6
	Motion - Protective Order	MP	1	↔		-
	Non-Family Abuse Protective Order	AP	0	▼	-100.0%	-1
	Total		121	▲	1.7%	+2
Juvenile	Custody Visitation	CV	86	▲	+7.5%	+6
	Misdemeanor	DM	24	▲	+500.0%	+20
	Traffic	T	10	▲	+100.0%	+5
	Abuse and Neglect	AN	9	▲	-	+9
	Status	ST	5	▲	+400.0%	+4
	Civil Violation	CI	3	↔		-
	Felony	DF	3	▲	-	+3
	Truancy	TR	3	▲	+200.0%	+2
	Initial Foster Care	IF	2	▲	+100.0%	+1
	Voluntary Continuing Services and Support Agree	VA	2	▲	+100.0%	+1
	Capias	CA	1	▲	-	+1
	Paternity	PT	1	▼	-66.7%	-2
	Permanency Planning	PH	1	▲	-	+1
	Child In Need of Services	CS	0	▼	-100.0%	-2
	Foster Care Review	FC	0	▼	-100.0%	-2
	Non-Family Abuse Protective Order	AP	0	▼	-100.0%	-6
	Other	OT	0	▼	-100.0%	-6
	Relief of Custody	CR	0	▼	-100.0%	-1
	Remand Custody	RC	0	▼	-100.0%	-1
	Remand Visitation	RV	0	▼	-100.0%	-1
Terminate Parental Rights	TP	0	▼	-100.0%	-1	
	Total		150	▲	26.1%	+31
GRAND TOTAL			271	▲	13.9%	+33

Filings by Major Case Category**

Category	Summary	Change	% Change	Absolute Change
Adult Criminal	60	▲	+20.0%	+10
Child Dependency	14	▲	+133.3%	+8
Child in Need of Services/Supervision	3	▲		0
Custody and Visitation	87	▼	+4.8%	+4
Delinquency	28	▲	+600.0%	+24
Juvenile Miscellaneous	5	▲	+400.0%	+4
New to Workload Study	3	↔		0
Other	21	▼	-30.0%	-9
Protective Orders	12	▼	-20.0%	-3
Support	28	▲	-26.3%	-10

* Compared to same time period as previous year
 3/11/2024 12:15:49PM

** Case Type Categories are defined in the 2017 Virginia Judicial Workload Assessment
 Source: SCV-SQL-Information

Traffic		10	▲	+100.0%	+5
	GRAND TOTAL	271	▲	13.9%	+33

2024 Overall GRAND TOTAL		Distribution of Caseload		Change*		Percentage (%) of Caseload		
	94	Adult	59	63%	55.3%	▲	+21	
	+22 30.6%	Juvenile	35	37%	2.9%	▲	+1	
		GRAND TOTAL	94	100%	30.6%	▲	+22	
		Adult						2023 52.8%
		Juvenile						2024 37.2%
		GRAND TOTAL						100%

Filings by Division & Code

Division	Case Type Description	Code	Summary	Change	% Change	Absolute Change
Adult	Civil Support	VS	16	▲	+23.1%	+3
	Misdemeanor	CM	12	▲	+71.4%	+5
	Show Cause	SC	11	▲	+266.7%	+8
	Other	OT	10	▲	+150.0%	+6
	Capias	CA	4	▲	+100.0%	+2
	Felony	CF	3	▼	-25.0%	-1
	Family Abuse - Protective Order	FP	2	▼	-50.0%	-2
	Non-Family Abuse Protective Order	AP	1	↔		-
	Total		59	▲	55.3%	+21
Juvenile	Custody Visitation	CV	23	▲	+27.8%	+5
	Truancy	TR	6	▲	+500.0%	+5
	Child In Need of Services	CS	2	▲	-	+2
	Misdemeanor	DM	2	▼	-77.8%	-7
	Felony	DF	1	▲	-	+1
	Paternity	PT	1	↔		-
	Temporary Detention Order	TD	0	▼	-100.0%	-1
	Traffic	T	0	▼	-100.0%	-4
	Total		35	▲	2.9%	+1
	GRAND TOTAL		94	▲	30.6%	+22

Filings by Major Case Category**

Category	Summary	Change	% Change	Absolute Change
Adult Criminal	27	▲	+68.8%	+11
Child in Need of Services/Supervision	8	▲	+700.0%	+7
Custody and Visitation	24	▲	+26.3%	+5
Delinquency	3	▲	-66.7%	-6
Other	10	▲	+100.0%	+5
Protective Orders	3	▼	-40.0%	-2
Support	19	▲	+46.2%	+6
Traffic	0	▼	-100.0%	-4
	GRAND TOTAL	▲	30.6%	+22

* Compared to same time period as previous year
 3/11/2024 12:15:49PM

** Case Type Categories are defined in the 2017 Virginia Judicial Workload Assessment
 Source: SCV-SQL-Information

2024 Overall GRAND TOTAL		Distribution of Caseload		Change*		Percentage (%) of Caseload			
93	-12 -11.4%	Adult	61	66%	-11.6% ▼	-8	Adult	2023 65.7%	2024 65.6%
2024		Juvenile	32	34%	-11.1% ▼	-4	Juvenile	34.3%	34.4%
2023		GRAND TOTAL	93	100%	-11.4% ▼	-12	GRAND TOTAL	100%	100%

Filings by Division & Code

Division	Case Type Description	Code	Summary	Change	% Change	Absolute Change
Adult	Misdemeanor	CM	21	▼	-12.5%	-3
	Other	OT	12	↔		-
	Civil Support	VS	9	▲	+80.0%	+4
	Show Cause	SC	9	▲	+28.6%	+2
	Family Abuse - Protective Order	FP	6	▼	-14.3%	-1
	Capias	CA	1	▼	-83.3%	-5
	Felony	CF	1	▼	-83.3%	-5
	Non-Family Abuse Protective Order	AP	1	▲	-	+1
	Violation of Protective Order	PV	1	▲	-	+1
	Motion - Protective Order	MP	0	▼	-100.0%	-2
	Total		61	▼	-11.6%	-8
Juvenile	Custody Visitation	CV	22	▼	-4.3%	-1
	Traffic	T	4	▲	-	+4
	Foster Care Review	FC	2	▲	-	+2
	Truancy	TR	2	▲	+100.0%	+1
	Child In Need of Services	CS	1	▼	-66.7%	-2
	Non-Family Abuse Protective Order	AP	1	▲	-	+1
	Felony	DF	0	▼	-100.0%	-2
	Misdemeanor	DM	0	▼	-100.0%	-6
Status	ST	0	▼	-100.0%	-1	
	Total		32	▼	-11.1%	-4
GRAND TOTAL			93	▼	-11.4%	-12

Filings by Major Case Category**

Category	Summary	Change	% Change	Absolute Change	
Adult Criminal	30	▲	-25.0%	-10	
Child Dependency	2	▲	-	+2	
Child in Need of Services/Supervision	3	▲	-25.0%	-1	
Custody and Visitation	22	▼	-4.3%	-1	
Delinquency	0	▼	-100.0%	-8	
Juvenile Miscellaneous	0	▼	-100.0%	-1	
Other	12	↔		0	
Protective Orders	8	▲	-11.1%	-1	
Support	12	▲	+50.0%	+4	
Traffic	4	▲	-	+4	
GRAND TOTAL		93	▼	-11.4%	-12

* Compared to same time period as previous year
 3/11/2024 12:15:49PM

** Case Type Categories are defined in the 2017 Virginia Judicial Workload Assessment
 Source: SCV-SQL-Information

2024 Overall GRAND TOTAL		Distribution of Caseload		Change*		Percentage (%) of Caseload		
38	-11 -22.4%	Adult	21 55%	-30.0% ▼	-9	Adult	2023 61.2%	2024 55.3%
2024		Juvenile	17 45%	-10.5% ▼	-2	Juvenile	38.8%	44.7%
2023		GRAND TOTAL	38 100%	-22.4% ▼	-11	GRAND TOTAL	100%	100%

Filings by Division & Code

Division	Case Type Description	Code	Summary	Change	% Change	Absolute Change
Adult	Misdemeanor	CM	6	▼	-50.0%	-6
	Other	OT	5	▼	-37.5%	-3
	Capias	CA	4	▲	-	+4
	Family Abuse - Protective Order	FP	4	▲	-	+4
	Civil Support	VS	1	▼	-80.0%	-4
	Restricted License for Non-Support	SL	1	▲	-	+1
	Felony	CF	0	▼	-100.0%	-1
	Show Cause	SC	0	▼	-100.0%	-3
	Violation Family Abuse Protective Order	PS	0	▼	-100.0%	-1
	Total			21	▼	-30.0%
Juvenile	Custody Visitation	CV	7	▼	-30.0%	-3
	Traffic	T	4	▼	-33.3%	-2
	Misdemeanor	DM	3	▲	+200.0%	+2
	Child In Need of Services	CS	1	▲	-	+1
	Show Cause	SC	1	▲	-	+1
	Truancy	TR	1	▲	-	+1
	Paternity	PT	0	▼	-100.0%	-1
	Status	ST	0	▼	-100.0%	-1
Total			17	▼	-10.5%	-2
GRAND TOTAL			38	▼	-22.4%	-11

Filings by Major Case Category**

Category	Summary	Change	% Change	Absolute Change
Adult Criminal	10	▲	-41.2%	-7
Child in Need of Services/Supervision	3	▲	-	+3
Custody and Visitation	7	▼	-36.4%	-4
Delinquency	3	▲	+200.0%	+2
Juvenile Miscellaneous	0	▼	-100.0%	-1
Other	5	▼	-37.5%	-3
Protective Orders	4	▲	-	+4
Support	2	▲	-60.0%	-3
Traffic	4	▼	-33.3%	-2
GRAND TOTAL	38	▼	-22.4%	-11

* Compared to same time period as previous year
 3/11/2024 12:15:49PM

** Case Type Categories are defined in the 2017 Virginia Judicial Workload Assessment
 Source: SCV-SQL-Information

2024 Overall GRAND TOTAL		Distribution of Caseload		Change*		Percentage (%) of Caseload			
1,589 +34 2.2% 		Adult	749	47%	5.0% ▲	+36	Adult	45.9%	47.1%
		Juvenile	840	53%	-0.2% ▼	-2	Juvenile	54.1%	52.9%
		GRAND TOTAL	1,589	100%	2.2% ▲	+34	GRAND TOTAL	100%	100%

Filings by Division & Code

Division	Case Type Description	Code	Summary	Change	% Change	Absolute Change	
Adult	Show Cause	SC	169	▼	-2.3%	-4	
	Civil Support	VS	138	▼	-12.1%	-19	
	Misdemeanor	CM	136	▲	+11.5%	+14	
	Other	OT	117	▼	+23.2%	+22	
	Felony	CF	64	▲	+30.6%	+15	
	Family Abuse - Protective Order	FP	51	▲	+4.1%	+2	
	Capias	CA	27	▲	-3.6%	-1	
	Remand Support	RS	20	▲	+42.9%	+6	
	Motion - Protective Order	MP	19	▲	+46.2%	+6	
	Non-Family Abuse Protective Order	AP	4	▲	+100.0%	+2	
	Restricted License for Non-Support	SL	2	▲	+100.0%	+1	
	Violation of Protective Order	PV	2	▼	-77.8%	-7	
	Violation Family Abuse Protective Order	PS	0	▼	-100.0%	-1	
		Total		749	▲	5.0%	+36
Juvenile	Custody Visitation	CV	609	▲	+6.1%	+35	
	Misdemeanor	DM	70	▲	+16.7%	+10	
	Felony	DF	27	▲	+170.0%	+17	
	Remand Custody	RC	20	▲	+11.1%	+2	
	Remand Visitation	RV	20	▲	+11.1%	+2	
	Paternity	PT	16	▲	+6.7%	+1	
	Truancy	TR	13	▼	-18.8%	-3	
	Child In Need of Services	CS	11	▲	+83.3%	+5	
	Traffic	T	10	▼	-54.5%	-12	
	Foster Care Review	FC	7	▼	-61.1%	-11	
	Permanency Planning	PH	6	▼	-14.3%	-1	
	Abuse and Neglect	AN	5	▼	-54.5%	-6	
	Show Cause	SC	5	▲	+25.0%	+1	
	Non-Family Abuse Protective Order	AP	4	▼	-81.0%	-17	
	Special Immigrant Juvenile Status	SI	3	▲	+50.0%	+1	
	Status	ST	3	↔		-	
	Voluntary Continuing Services and Support Agree	VA	3	▲	+50.0%	+1	
	Other	OT	2	▼	-33.3%	-1	
	Temporary Detention Order	TD	2	▼	-75.0%	-6	
	Child at Risk	RI	1	▼	-90.9%	-10	
	Initial Foster Care	IF	1	↔		-	
	Motion - Protective Order	MP	1	▲	-	+1	
	Violation Family Abuse Protective Order	PS	1	▲	-	+1	
	Qualified Residential Treatment	QR	0	▼	-100.0%	-3	
	Relief of Custody	CR	0	▼	-100.0%	-3	
	Terminate Parental Rights	TP	0	▼	-100.0%	-6	
		Total		840	▼	-0.2%	-2
	GRAND TOTAL			1,589	▲	2.2%	+34

Filings by Major Case Category**

Category	Summary	Change	% Change	Absolute Change
Adult Criminal	284	▼	-1.0%	-3
Child Dependency	23	▼	-62.9%	-39
Child in Need of Services/Supervision	25	▲	+13.6%	+3
Custody and Visitation	625	▲	+6.1%	+36

* Compared to same time period as previous year
 3/11/2024 12:15:49PM

** Case Type Categories are defined in the 2017 Virginia Judicial Workload Assessment
 Source: SCV-SQL-Information

Delinquency	102	▲	+37.8%	+28
Juvenile Miscellaneous	3	↔		0
New to Workload Study	3	▲	+50.0%	+1
Other	181	▼	+16.0%	+25
Protective Orders	79	▲	-7.1%	-6
Support	254	▲	+0.4%	+1
Traffic	10	▼	-54.5%	-12
GRAND TOTAL	1,589	▲	2.2%	+34

2024 Overall GRAND TOTAL		Distribution of Caseload		Change*		Percentage (%) of Caseload			
1,335	-172 -11.4%	Adult	716	54%	-5.5% ▼	-42	Adult	50.3%	53.6%
2024		Juvenile	619	46%	-17.4% ▼	-130	Juvenile	49.7%	46.4%
2023		GRAND TOTAL	1,335	100%	-11.4% ▼	-172	GRAND TOTAL	100%	100%

Filings by Division & Code

Division	Case Type Description	Code	Summary	Change	% Change	Absolute Change
Adult	Misdemeanor	CM	177	▲	+6.0%	+10
	Other	OT	162	▼	+1.3%	+2
	Civil Support	VS	127	▼	-21.6%	-35
	Show Cause	SC	103	▼	-8.8%	-10
	Felony	CF	54	▲	+14.9%	+7
	Capias	CA	42	▼	-16.0%	-8
	Family Abuse - Protective Order	FP	37	▼	-22.9%	-11
	Non-Family Abuse Protective Order	AP	8	▲	+300.0%	+6
	Motion - Protective Order	MP	3	↔		-
	Emergency Custody Order	EC	2	▲	-	+2
	Violation Family Abuse Protective Order	PS	1	▲	-	+1
	Remand Support	RS	0	▼	-100.0%	-2
	Restricted License for Non-Support	SL	0	▼	-100.0%	-1
	Violation of Protective Order	PV	0	▼	-100.0%	-3
	Total		716	▼	-5.5%	-42
Juvenile	Custody Visitation	CV	358	▼	-23.0%	-107
	Misdemeanor	DM	66	▼	-9.6%	-7
	Paternity	PT	66	▼	-13.2%	-10
	Traffic	T	30	▼	-26.8%	-11
	Special Immigrant Juvenile Status	SI	20	▲	+566.7%	+17
	Felony	DF	14	↔		-
	Foster Care Review	FC	11	▲	+22.2%	+2
	Truancy	TR	9	▲	+80.0%	+4
	Status	ST	8	▼	-27.3%	-3
	Child In Need of Services	CS	6	▼	-40.0%	-4
	Other	OT	6	▼	-25.0%	-2
	Abuse and Neglect	AN	5	▼	-54.5%	-6
	Temporary Detention Order	TD	5	▲	+150.0%	+3
	Show Cause	SC	4	▲	+300.0%	+3
	Permanency Planning	PH	3	▼	-25.0%	-1
	Remand Custody	RC	2	▼	-50.0%	-2
	Remand Visitation	RV	2	▼	-50.0%	-2
	Capias	CA	1	▲	-	+1
	Civil Violation	CI	1	▲	-	+1
	Emergency Custody Order	EC	1	↔		-
	Non-Family Abuse Protective Order	AP	1	▼	-50.0%	-1
	Emancipation	EP	0	▼	-100.0%	-1
	Family Abuse - Protective Order	FP	0	▼	-100.0%	-1
	Initial Foster Care	IF	0	▼	-100.0%	-1
	Relief of Custody	CR	0	▼	-100.0%	-1
	Violation Family Abuse Protective Order	PS	0	▼	-100.0%	-1
		Total		619	▼	-17.4%
GRAND TOTAL			1,335	▼	-11.4%	-172

Filings by Major Case Category**

Category	Summary	Change	% Change	Absolute Change
Adult Criminal	360	▲	+8.1%	+27
Child Dependency	19	▼	-26.9%	-7
Child in Need of Services/Supervision	15	▲		0

* Compared to same time period as previous year
 3/11/2024 12:15:49PM

** Case Type Categories are defined in the 2017 Virginia Judicial Workload Assessment
 Source: SCV-SQL-Information

CPSS - JCMS CASELOAD STATISTICS OF THE JUVENILE & DOMESTIC RELATIONS DISTRICT COURTS
 January 2024 thru February 2024 Filings (Compared to January 2023 thru February 2023)

Stafford

District: 15 FIPS: 179

Custody and Visitation	424	▼	-21.6%	-117
Delinquency	85	▲	-4.5%	-4
Juvenile Miscellaneous	8	▼	-33.3%	-4
New to Workload Study	21	▲	+600.0%	+18
Other	180	▲	-0.6%	-1
Protective Orders	49	▲	-12.5%	-7
Support	144	▼	-31.4%	-66
Traffic	30	▼	-26.8%	-11
GRAND TOTAL	1,335	▼	-11.4%	-172

2024 Overall GRAND TOTAL		Distribution of Caseload		Change*		Percentage (%) of Caseload			
251	-30 -10.7%	Adult	139	55%	-4.1% ▼	-6	Adult	51.6%	55.4%
2024		Juvenile	112	45%	-17.6% ▼	-24	Juvenile	48.4%	44.6%
2023		GRAND TOTAL	251	100%	-10.7% ▼	-30	GRAND TOTAL	100%	100%

Filings by Division & Code

Division	Case Type Description	Code	Summary	Change	% Change	Absolute Change
Adult	Civil Support	VS	31	▲	+40.9%	+9
	Other	OT	29	▲	+38.1%	+8
	Misdemeanor	CM	28	▼	-22.2%	-8
	Family Abuse - Protective Order	FP	18	▲	+50.0%	+6
	Show Cause	SC	17	▼	-54.1%	-20
	Felony	CF	8	↔		-
	Capias	CA	3	↔		-
	Motion - Protective Order	MP	2	▼	-60.0%	-3
	Remand Support	RS	2	▲	-	+2
	Non-Family Abuse Protective Order	AP	1	↔		-
	Total		139	▼	-4.1%	-6
Juvenile	Custody Visitation	CV	69	▼	-12.7%	-10
	Misdemeanor	DM	11	▲	+120.0%	+6
	Traffic	T	8	▲	+166.7%	+5
	Child In Need of Services	CS	4	▲	+100.0%	+2
	Remand Custody	RC	4	▲	-	+4
	Remand Visitation	RV	4	▲	-	+4
	Felony	DF	3	▲	-	+3
	Paternity	PT	2	▼	-66.7%	-4
	Truancy	TR	2	↔		-
	Civil Violation	CI	1	▲	-	+1
	Emergency Custody Order	EC	1	▲	-	+1
	Foster Care Review	FC	1	▼	-80.0%	-4
	Permanency Planning	PH	1	▲	-	+1
	Voluntary Continuing Services and Support Agreen	VA	1	▲	-	+1
	Initial Foster Care	IF	0	▼	-100.0%	-2
	Non-Family Abuse Protective Order	AP	0	▼	-100.0%	-2
	Other	OT	0	▼	-100.0%	-2
	Show Cause	SC	0	▼	-100.0%	-27
	Temporary Detention Order	TD	0	▼	-100.0%	-1
		Total		112	▼	-17.6%
GRAND TOTAL			251	▼	-10.7%	-30

Filings by Major Case Category**

Category	Summary	Change	% Change	Absolute Change
Adult Criminal	49	▼	-25.8%	-17
Child Dependency	3	▲	-57.1%	-4
Child in Need of Services/Supervision	6	▲	+50.0%	+2
Custody and Visitation	71	▼	-16.5%	-14
Delinquency	14	▲	-56.3%	-18
New to Workload Study	1	▲	-	+1
Other	40	▲	+66.7%	+16
Protective Orders	21	▼	+5.0%	+1
Support	38	▼	-5.0%	-2
Traffic	8	▲	+166.7%	+5
GRAND TOTAL		251	▼	-10.7%

* Compared to same time period as previous year
 3/11/2024 12:15:49PM

** Case Type Categories are defined in the 2017 Virginia Judicial Workload Assessment
 Source: SCV-SQL-Information

2024 Overall GRAND TOTAL		Distribution of Caseload			Change*		Percentage (%) of Caseload		
485 +10 2.1% 	Adult Juvenile GRAND TOTAL	256	53%	1.6% ▲	+4	Adult Juvenile GRAND TOTAL	2023	2024	
		229	47%	2.7% ▲	+6		53.1%	52.8%	
		485	100%	2.1% ▲	+10			100%	100%

Filings by Division & Code

Division	Case Type Description	Code	Summary	Change	% Change	Absolute Change
Adult	Show Cause	SC	64	▲	+12.3%	+7
	Misdemeanor	CM	57	▲	+46.2%	+18
	Other	OT	52	▲	+20.9%	+9
	Civil Support	VS	28	▼	-12.5%	-4
	Family Abuse - Protective Order	FP	23	▲	+53.3%	+8
	Capias	CA	8	▼	-63.6%	-14
	Felony	CF	8	▼	-50.0%	-8
	Non-Family Abuse Protective Order	AP	6	▼	-53.8%	-7
	Motion - Protective Order	MP	5	↔		-
	Violation of Protective Order	PV	4	▼	-55.6%	-5
	Remand Support	RS	1	↔		-
Total			256	▲	1.6%	+4
Juvenile	Custody Visitation	CV	91	▼	-2.2%	-2
	Misdemeanor	DM	24	▲	+26.3%	+5
	Traffic	T	23	▲	+15.0%	+3
	Abuse and Neglect	AN	16	▲	+100.0%	+8
	Foster Care Review	FC	11	▼	-8.3%	-1
	Motion - Protective Order	MP	8	▲	+700.0%	+7
	Permanency Planning	PH	7	▼	-46.2%	-6
	Temporary Detention Order	TD	7	▲	+16.7%	+1
	Felony	DF	6	▼	-64.7%	-11
	Initial Foster Care	IF	6	▲	+50.0%	+2
	Special Immigrant Juvenile Status	SI	6	↔		-
	Other	OT	4	▲	+100.0%	+2
	Paternity	PT	4	▲	+300.0%	+3
	Non-Family Abuse Protective Order	AP	3	▲	+50.0%	+1
	Truancy	TR	3	↔		-
	Child In Need of Services	CS	2	▲	-	+2
	Remand Custody	RC	2	▲	-	+2
	Remand Visitation	RV	2	▲	-	+2
	Civil Violation	CI	1	▲	-	+1
	Emergency Custody Order	EC	1	▼	-50.0%	-1
	Status	ST	1	▼	-50.0%	-1
	Voluntary Continuing Services and Support Agreen	VA	1	↔		-
	Show Cause	SC	0	▼	-100.0%	-1
	Terminate Parental Rights	TP	0	▼	-100.0%	-10
Total			229	▲	2.7%	+6
GRAND TOTAL			485	▲	2.1%	+10

Filings by Major Case Category**

Category	Summary	Change	% Change	Absolute Change
Adult Criminal	116	▼	+11.5%	+12
Child Dependency	41	▼	-14.6%	-7
Child in Need of Services/Supervision	5	▲	+66.7%	+2
Custody and Visitation	95	▲	+1.1%	+1
Delinquency	30	▼	-18.9%	-7
Juvenile Miscellaneous	1	▼	-50.0%	-1
New to Workload Study	7	▲	+16.7%	+1

* Compared to same time period as previous year
 3/11/2024 12:15:49PM

** Case Type Categories are defined in the 2017 Virginia Judicial Workload Assessment
 Source: SCV-SQL-Information

CPSS - JCMS CASELOAD STATISTICS OF THE JUVENILE & DOMESTIC RELATIONS DISTRICT COURTS
 January 2024 thru February 2024 Filings (Compared to January 2023 thru February 2023)

Other	69	▲	+27.8%	+15
Protective Orders	45	▲	+25.0%	+9
Support	53	▼	-25.4%	-18
Traffic	23	▲	+15.0%	+3
GRAND TOTAL	485	▲	2.1%	+10

2024 Overall GRAND TOTAL		Distribution of Caseload			Change*		Percentage (%) of Caseload		
303	-28 -8.5%	Adult	216	71%	-0.9% ▼	-2	Adult	2023 65.9%	2024 71.3%
2024		Juvenile	87	29%	-23.0% ▼	-26	Juvenile	34.1%	28.7%
2023		GRAND TOTAL	303	100%	-8.5% ▼	-28	GRAND TOTAL	100%	100%

Filings by Division & Code

Division	Case Type Description	Code	Summary	Change	% Change	Absolute Change
Adult	Misdemeanor	CM	57	▲	+18.8%	+9
	Show Cause	SC	57	▲	+32.6%	+14
	Other	OT	32	▼	-31.9%	-15
	Civil Support	VS	23	▲	+21.1%	+4
	Capias	CA	20	▼	-16.7%	-4
	Felony	CF	10	↔		-
	Family Abuse - Protective Order	FP	9	▼	-43.8%	-7
	Violation of Protective Order	PV	5	▲	+66.7%	+2
	Motion - Protective Order	MP	1	▼	-66.7%	-2
	Non-Family Abuse Protective Order	AP	1	▼	-66.7%	-2
	Remand Support	RS	1	↔		-
	Restricted License for Non-Support	SL	0	▼	-100.0%	-1
	Total			216	▼	-0.9%
Juvenile	Custody Visitation	CV	29	▼	-31.0%	-13
	Abuse and Neglect	AN	12	▲	+140.0%	+7
	Traffic	T	9	▲	+125.0%	+5
	Foster Care Review	FC	8	▼	-11.1%	-1
	Misdemeanor	DM	8	▼	-38.5%	-5
	Felony	DF	5	▼	-37.5%	-3
	Initial Foster Care	IF	5	▲	+400.0%	+4
	Motion - Protective Order	MP	2	▲	-	+2
	Paternity	PT	2	▲	+100.0%	+1
	Permanency Planning	PH	2	▼	-33.3%	-1
	Other	OT	1	▲	-83.3%	-5
	Show Cause	SC	1	▼	-50.0%	-1
	Status	ST	1	▼	-50.0%	-1
	Temporary Detention Order	TD	1	▼	-50.0%	-1
	Voluntary Continuing Services and Support Agree	VA	1	↔		-
	Child In Need of Services	CS	0	▼	-100.0%	-1
	Emergency Custody Order	EC	0	▼	-100.0%	-5
	Non-Family Abuse Protective Order	AP	0	▼	-100.0%	-7
	Truancy	TR	0	▼	-100.0%	-1
Total			87	▼	-23.0%	-26
GRAND TOTAL			303	▼	-8.5%	-28

Filings by Major Case Category**

Category	Summary	Change	% Change	Absolute Change
Adult Criminal	116	▲	+28.9%	+26
Child Dependency	28	▲	+47.4%	+9
Child in Need of Services/Supervision	0	▼	-100.0%	-2
Custody and Visitation	31	▲	-27.9%	-12
Delinquency	14	▼	-39.1%	-9
Juvenile Miscellaneous	2	▲		0
Other	34	▼	-44.3%	-27
Protective Orders	13	▲	-55.2%	-16
Support	56	▼	-3.4%	-2
Traffic	9	▲	+125.0%	+5

* Compared to same time period as previous year
 3/11/2024 12:15:49PM

** Case Type Categories are defined in the 2017 Virginia Judicial Workload Assessment
 Source: SCV-SQL-Information

GRAND TOTAL

303



-8.5%

-28

2024 Overall GRAND TOTAL		Distribution of Caseload		Change*		Percentage (%) of Caseload			
539	-85 -13.6%	Adult	269	50%	-20.6% ▼	-70	Adult	54.3%	49.9%
2024		Juvenile	270	50%	-5.3% ▼	-15	Juvenile	45.7%	50.1%
2023		GRAND TOTAL	539	100%	-13.6% ▼	-85	GRAND TOTAL	100%	100%

Filings by Division & Code

Division	Case Type Description	Code	Summary	Change	% Change	Absolute Change
Adult	Show Cause	SC	99	▲	-14.7%	-17
	Civil Support	VS	60	▲	+7.1%	+4
	Misdemeanor	CM	33	▼	-45.9%	-28
	Other	OT	27	▼	-10.0%	-3
	Capias	CA	16	▼	-20.0%	-4
	Family Abuse - Protective Order	FP	12	▼	-40.0%	-8
	Felony	CF	10	▼	-47.4%	-9
	Motion - Protective Order	MP	3	▲	+50.0%	+1
	Violation of Protective Order	PV	3	▼	-25.0%	-1
	Non-Family Abuse Protective Order	AP	2	▼	-60.0%	-3
	Remand Support	RS	2	▼	-33.3%	-1
	Restricted License for Non-Support	SL	2	▲	+100.0%	+1
	Violation Family Abuse Protective Order	PS	0	▼	-100.0%	-2
	Total			269	▼	-20.6%
Juvenile	Custody Visitation	CV	184	▲	+8.9%	+15
	Misdemeanor	DM	23	▼	-34.3%	-12
	Special Immigrant Juvenile Status	SI	13	▲	+116.7%	+7
	Traffic	T	13	▼	-27.8%	-5
	Felony	DF	7	▼	-30.0%	-3
	Show Cause	SC	7	▲	+600.0%	+6
	Paternity	PT	5	▲	+400.0%	+4
	Abuse and Neglect	AN	4	▲	+100.0%	+2
	Child In Need of Services	CS	3	▼	-50.0%	-3
	Civil Violation	CI	3	▲	+200.0%	+2
	Non-Family Abuse Protective Order	AP	2	▼	-75.0%	-6
	Truancy	TR	2	▲	-	+2
	Entrustment	ET	1	▲	-	+1
	Permanency Planning	PH	1	▼	-80.0%	-4
	Status	ST	1	▼	-66.7%	-2
	Temporary Detention Order	TD	1	▼	-50.0%	-1
	Capias	CA	0	▼	-100.0%	-1
	Child at Risk	RI	0	▼	-100.0%	-1
	Foster Care Review	FC	0	▼	-100.0%	-4
	Other	OT	0	▼	-100.0%	-2
	Relief of Custody	CR	0	▼	-100.0%	-2
	Remand Custody	RC	0	▼	-100.0%	-2
	Remand Visitation	RV	0	▼	-100.0%	-2
	Terminate Parental Rights	TP	0	▼	-100.0%	-2
	Voluntary Continuing Services and Support Agreem	VA	0	▼	-100.0%	-2
	Total			270	▼	-5.3%
GRAND TOTAL			539	▼	-13.6%	-85

Filings by Major Case Category**

Category	Summary	Change	% Change	Absolute Change
Adult Criminal	132	▼	-34.0%	-68
Child Dependency	6	▲	-66.7%	-12
Child in Need of Services/Supervision	11	▲	+57.1%	+4
Custody and Visitation	189	▲	+11.2%	+19
Delinquency	31	▲	-32.6%	-15

* Compared to same time period as previous year
 3/11/2024 12:15:49PM

** Case Type Categories are defined in the 2017 Virginia Judicial Workload Assessment
 Source: SCV-SQL-Information

CPSS - JCMS CASELOAD STATISTICS OF THE JUVENILE & DOMESTIC RELATIONS DISTRICT COURTS
 January 2024 thru February 2024 Filings (Compared to January 2023 thru February 2023)

Juvenile Miscellaneous	1	▼	-66.7%	-2
New to Workload Study	16	▲	+128.6%	+9
Other	30	▼	-26.8%	-11
Protective Orders	19	▼	-45.7%	-16
Support	91	▲	+15.2%	+12
Traffic	13	▼	-27.8%	-5
GRAND TOTAL	539	▼	-13.6%	-85

2024 Overall GRAND TOTAL		Distribution of Caseload			Change*		Percentage (%) of Caseload		
249 +39 18.6% 	Adult Juvenile GRAND TOTAL	157	63%	80.5% ▲	+70	41.4%	63.1%		
		92	37%	-25.2% ▼	-31	58.6%	36.9%		
		249	100%	18.6% ▲	+39	100%	100%		

Filings by Division & Code

Division	Case Type Description	Code	Summary	Change	% Change	Absolute Change
Adult	Show Cause	SC	40	▲	+90.5%	+19
	Other	OT	28	▲	+100.0%	+14
	Misdemeanor	CM	25	▲	+212.5%	+17
	Civil Support	VS	17	▼	-15.0%	-3
	Felony	CF	15	▲	+275.0%	+11
	Family Abuse - Protective Order	FP	13	▲	+160.0%	+8
	Remand Support	RS	10	▼	-9.1%	-1
	Capias	CA	6	▲	-	+6
	Bond Forfeiture	BF	1	▲	-	+1
	Non-Family Abuse Protective Order	AP	1	↔	-	-
	Violation of Protective Order	PV	1	↔	-	-
	Motion - Protective Order	MP	0	▼	-100.0%	-2
	Total			157	▲	80.5%
Juvenile	Custody Visitation	CV	51	▼	-29.2%	-21
	Misdemeanor	DM	7	▼	-22.2%	-2
	Remand Custody	RC	7	▼	-36.4%	-4
	Remand Visitation	RV	7	▲	+16.7%	+1
	Initial Foster Care	IF	5	▲	+400.0%	+4
	Permanency Planning	PH	4	▲	+300.0%	+3
	Traffic	T	3	▼	-25.0%	-1
	Abuse and Neglect	AN	2	↔	-	-
	Child In Need of Services	CS	2	↔	-	-
	Foster Care Review	FC	2	↔	-	-
	Voluntary Continuing Services and Support Agreem	VA	2	▲	+100.0%	+1
	Emergency Custody Order	EC	0	▼	-100.0%	-1
	Felony	DF	0	▼	-100.0%	-3
	Non-Family Abuse Protective Order	AP	0	▼	-100.0%	-6
	Temporary Detention Order	TD	0	▼	-100.0%	-1
	Truancy	TR	0	▼	-100.0%	-1
	Total			92	▼	-25.2%
GRAND TOTAL			249	▲	18.6%	+39

Filings by Major Case Category**

Category	Summary	Change	% Change	Absolute Change	
Adult Criminal	81	▲	+200.0%	+54	
Child Dependency	15	▲	+114.3%	+8	
Child in Need of Services/Supervision	2	▼	-33.3%	-1	
Custody and Visitation	51	▼	-29.2%	-21	
Delinquency	7	▼	-41.7%	-5	
Other	52	▲	+18.2%	+8	
Protective Orders	14	▼	-	0	
Support	24	▼	-11.1%	-3	
Traffic	3	▼	-25.0%	-1	
GRAND TOTAL		249	▲	18.6%	+39

* Compared to same time period as previous year
 3/11/2024 12:15:49PM

** Case Type Categories are defined in the 2017 Virginia Judicial Workload Assessment
 Source: SCV-SQL-Information

2024 Overall GRAND TOTAL		Distribution of Caseload			Change*		Percentage (%) of Caseload		
101 -26 -20.5% 		Adult	54	53%	0.0%	0	Adult	42.5%	53.5%
		Juvenile	47	47%	-35.6%	-26	Juvenile	57.5%	46.5%
		GRAND TOTAL	101	100%	-20.5%	-26	GRAND TOTAL	100%	100%

Filings by Division & Code

Division	Case Type Description	Code	Summary	Change	% Change	Absolute Change
Adult	Misdemeanor	CM	14	▲	+27.3%	+3
	Other	OT	12	▲	+9.1%	+1
	Felony	CF	8	▲	+166.7%	+5
	Show Cause	SC	7	▲	-30.0%	-3
	Family Abuse - Protective Order	FP	6	▲	+100.0%	+3
	Civil Support	VS	4	▼	-63.6%	-7
	Capias	CA	2	↔		-
	Violation of Protective Order	PV	1	▲	-	+1
	Violation Family Abuse Protective Order	PS	0	▼	-100.0%	-3
	Total			54		0.0%
Juvenile	Misdemeanor	DM	13	▼	-27.8%	-5
	Custody Visitation	CV	12	▼	-61.3%	-19
	Traffic	T	11	▼	-8.3%	-1
	Felony	DF	4	▲	+300.0%	+3
	Permanency Planning	PH	2	↔		-
	Status	ST	2	▲	-	+2
	Voluntary Continuing Services and Support Agree	VA	2	▲	-	+2
	Abuse and Neglect	AN	1	▼	-50.0%	-1
	Child at Risk	RI	0	▼	-100.0%	-1
	Child In Need of Services	CS	0	▼	-100.0%	-1
	Family Abuse - Protective Order	FP	0	▼	-100.0%	-1
	Remand Custody	RC	0	▼	-100.0%	-2
	Remand Visitation	RV	0	▼	-100.0%	-2
	Total			47	▼	-35.6%
GRAND TOTAL			101	▼	-20.5%	-26

Filings by Major Case Category**

Category	Summary	Change	% Change	Absolute Change	
Adult Criminal	28	▲	+3.7%	+1	
Child Dependency	5	▲		0	
Child in Need of Services/Supervision	0	▼	-100.0%	-1	
Custody and Visitation	12	▼	-61.3%	-19	
Delinquency	17	▲	-10.5%	-2	
Juvenile Miscellaneous	2	▲	-	+2	
Other	12	▼	-20.0%	-3	
Protective Orders	6	↔	+50.0%	+2	
Support	8	▲	-38.5%	-5	
Traffic	11	▼	-8.3%	-1	
GRAND TOTAL		101	▼	-20.5%	-26

* Compared to same time period as previous year
 3/11/2024 12:15:49PM

** Case Type Categories are defined in the 2017 Virginia Judicial Workload Assessment
 Source: SCV-SQL-Information

2024 Overall GRAND TOTAL		Distribution of Caseload		Change*		Percentage (%) of Caseload			
172 -64 -27.1% 	Adult	79	46%	-34.7%	▼	-42	Adult	2023 51.3%	2024 45.9%
	Juvenile	93	54%	-19.1%	▼	-22	Juvenile	48.7%	54.1%
GRAND TOTAL		172	100%	-27.1%	▼	-64	GRAND TOTAL	100%	100%

Filings by Division & Code

Division	Case Type Description	Code	Summary	Change	% Change	Absolute Change
Adult	Show Cause	SC	21	▲	+75.0%	+9
	Family Abuse - Protective Order	FP	11	▲	+266.7%	+8
	Other	OT	11	▲	+10.0%	+1
	Misdemeanor	CM	10	▼	-9.1%	-1
	Capias	CA	9	▲	+800.0%	+8
	Civil Support	VS	7	▼	-66.7%	-14
	Felony	CF	6	▼	-45.5%	-5
	Non-Family Abuse Protective Order	AP	3	▲	-	+3
	Remand Support	RS	1	▲	-	+1
	Motion - Protective Order	MP	0	▼	-100.0%	-1
Violation of Protective Order	PV	0	▼	-100.0%	-51	
Total			79	▼	-34.7%	-42
Juvenile	Custody Visitation	CV	49	▼	-18.3%	-11
	Misdemeanor	DM	14	▲	+55.6%	+5
	Traffic	T	13	▲	+85.7%	+6
	Non-Family Abuse Protective Order	AP	5	▲	-	+5
	Special Immigrant Juvenile Status	SI	3	▲	-	+3
	Child In Need of Services	CS	2	↔	-	-
	Show Cause	SC	2	▲	-	+2
	Abuse and Neglect	AN	1	▼	-75.0%	-3
	Felony	DF	1	↔	-	-
	Foster Care Review	FC	1	▼	-75.0%	-3
	Initial Foster Care	IF	1	↔	-	-
	Permanency Planning	PH	1	▼	-88.9%	-8
	Emergency Custody Order	EC	0	▼	-100.0%	-1
	Motion - Protective Order	MP	0	▼	-100.0%	-2
	Paternity	PT	0	▼	-100.0%	-2
	Qualified Residential Treatment	QR	0	▼	-100.0%	-1
	Temporary Detention Order	TD	0	▼	-100.0%	-2
	Terminate Parental Rights	TP	0	▼	-100.0%	-8
	Truancy	TR	0	▼	-100.0%	-1
	Voluntary Continuing Services and Support Agree	VA	0	▼	-100.0%	-1
Total			93	▼	-19.1%	-22
GRAND TOTAL			172	▼	-27.1%	-64

Filings by Major Case Category**

Category	Summary	Change	% Change	Absolute Change
Adult Criminal	36	▲	-55.6%	-45
Child Dependency	4	▼	-85.7%	-24
Child in Need of Services/Supervision	2	▼	-33.3%	-1
Custody and Visitation	49	▼	-21.0%	-13
Delinquency	17	▲	+70.0%	+7
New to Workload Study	3	▲	-	+3
Other	12	▲	-7.7%	-1
Protective Orders	19	▲	+216.7%	+13
Support	17	▲	-34.6%	-9
Traffic	13	▲	+85.7%	+6

* Compared to same time period as previous year
 3/11/2024 12:15:49PM

** Case Type Categories are defined in the 2017 Virginia Judicial Workload Assessment
 Source: SCV-SQL-Information

GRAND TOTAL

172



-27.1%

-64

2024 Overall GRAND TOTAL		Distribution of Caseload		Change*		Percentage (%) of Caseload		
421 +55 15.0% 	Adult	249	59%	9.7% ▲	+22	Adult	2023	2024
	Juvenile	172	41%	23.7% ▲	+33	Juvenile	62.0%	59.1%
GRAND TOTAL		421	100%	15.0% ▲	+55	GRAND TOTAL	100%	100%

Filings by Division & Code

Division	Case Type Description	Code	Summary	Change	% Change	Absolute Change
Adult	Misdemeanor	CM	86	▲	+218.5%	+59
	Show Cause	SC	48	▲	+17.1%	+7
	Other	OT	37	▲	+23.3%	+7
	Felony	CF	31	▼	-54.4%	-37
	Civil Support	VS	25	▼	-21.9%	-7
	Family Abuse - Protective Order	FP	9	▲	+80.0%	+4
	Capias	CA	6	▼	-33.3%	-3
	Motion - Protective Order	MP	3	↔		-
	Violation of Protective Order	PV	3	▼	-50.0%	-3
	Restricted License for Non-Support	SL	1	▲	-	+1
	Non-Family Abuse Protective Order	AP	0	▼	-100.0%	-2
	Remand Support	RS	0	▼	-100.0%	-4
Total			249	▲	9.7%	+22
Juvenile	Custody Visitation	CV	116	▲	+5.5%	+6
	Traffic	T	16	▲	+700.0%	+14
	Misdemeanor	DM	15	▲	+400.0%	+12
	Capias	CA	3	▲	-	+3
	Child In Need of Services	CS	3	▲	-	+3
	Civil Violation	CI	2	▲	-	+2
	Foster Care Review	FC	2	▲	-	+2
	Motion - Protective Order	MP	2	▲	-	+2
	Non-Family Abuse Protective Order	AP	2	▲	-	+2
	Paternity	PT	2	↔		-
	Permanency Planning	PH	2	▲	+100.0%	+1
	Voluntary Continuing Services and Support Agree	VA	2	▲	+100.0%	+1
	Emergency Custody Order	EC	1	▲	-	+1
	Felony	DF	1	▲	-	+1
	Initial Foster Care	IF	1	↔		-
	Status	ST	1	▲	-	+1
	Truancy	TR	1	▲	-	+1
	Abuse and Neglect	AN	0	▼	-100.0%	-3
	Remand Custody	RC	0	▼	-100.0%	-8
	Remand Visitation	RV	0	▼	-100.0%	-8
Total			172	▲	23.7%	+33
GRAND TOTAL			421	▲	15.0%	+55

Filings by Major Case Category**

Category	Summary	Change	% Change	Absolute Change
Adult Criminal	149	▲	+13.7%	+18
Child Dependency	7	▲	+16.7%	+1
Child in Need of Services/Supervision	4	▲	-	+4
Custody and Visitation	118	▲	+5.4%	+6
Delinquency	19	▲	+533.3%	+16
Juvenile Miscellaneous	1	▲	-	+1
New to Workload Study	2	▲	-	+2
Other	38	▲	-24.0%	-12
Protective Orders	16	▲	+60.0%	+6
Support	51	▲	-1.9%	-1

* Compared to same time period as previous year
 3/11/2024 12:15:49PM

** Case Type Categories are defined in the 2017 Virginia Judicial Workload Assessment
 Source: SCV-SQL-Information

CPSS - JCMS CASELOAD STATISTICS OF THE JUVENILE & DOMESTIC RELATIONS DISTRICT COURTS
January 2024 thru February 2024 Filings (Compared to January 2023 thru February 2023)

Louisa

District: 16 FIPS: 109

Traffic		16	▲	+700.0%	+14
GRAND TOTAL		421	▲	15.0%	+55

2024 Overall GRAND TOTAL		Distribution of Caseload		Change*		Percentage (%) of Caseload			
124 +28 29.2% 		Adult	65	52%	66.7% ▲	+26	Adult	40.6%	52.4%
		Juvenile	59	48%	3.5% ▲	+2	Juvenile	59.4%	47.6%
		GRAND TOTAL	124	100%	29.2% ▲	+28	GRAND TOTAL	100%	100%

Filings by Division & Code

Division	Case Type Description	Code	Summary	Change	% Change	Absolute Change
Adult	Misdemeanor	CM	18	▲	+260.0%	+13
	Show Cause	SC	13	▲	+18.2%	+2
	Civil Support	VS	12	▲	+33.3%	+3
	Family Abuse - Protective Order	FP	5	▼	-16.7%	-1
	Felony	CF	5	▲	-	+5
	Other	OT	5	▼	-16.7%	-1
	Non-Family Abuse Protective Order	AP	3	▲	-	+3
	Motion - Protective Order	MP	2	▲	-	+2
	Violation of Protective Order	PV	2	▲	-	+2
	Capias	CA	0	▼	-100.0%	-2
	Total		65	▲	66.7%	+26
Juvenile	Custody Visitation	CV	31	▼	-6.1%	-2
	Abuse and Neglect	AN	8	↔	-	-
	Permanency Planning	PH	8	▲	+300.0%	+6
	Misdemeanor	DM	4	▲	+100.0%	+2
	Felony	DF	2	▲	-	+2
	Terminate Parental Rights	TP	2	↔	-	-
	Traffic	T	2	▼	-50.0%	-2
	Child In Need of Services	CS	1	↔	-	-
	Status	ST	1	▲	-	+1
	Foster Care Review	FC	0	▼	-100.0%	-1
	Motion - Protective Order	MP	0	▼	-100.0%	-2
	Paternity	PT	0	▼	-100.0%	-1
	Truancy	TR	0	▼	-100.0%	-1
		Total		59	▲	3.5%
GRAND TOTAL			124	▲	29.2%	+28

Filings by Major Case Category**

Category	Summary	Change	% Change	Absolute Change	
Adult Criminal	30	▲	+87.5%	+14	
Child Dependency	18	▲	+38.5%	+5	
Child in Need of Services/Supervision	1	▼	-50.0%	-1	
Custody and Visitation	31	▼	-8.8%	-3	
Delinquency	6	▲	+200.0%	+4	
Juvenile Miscellaneous	1	▲	-	+1	
Other	5	▼	-16.7%	-1	
Protective Orders	10	▲	+25.0%	+2	
Support	20	▲	+81.8%	+9	
Traffic	2	▼	-50.0%	-2	
GRAND TOTAL		124	▲	29.2%	+28

* Compared to same time period as previous year
 3/11/2024 12:15:49PM

** Case Type Categories are defined in the 2017 Virginia Judicial Workload Assessment
 Source: SCV-SQL-Information

2024 Overall GRAND TOTAL		Distribution of Caseload		Change*		Percentage (%) of Caseload		
<p>2024 393</p> <p>2023 352</p> <p>+41 11.6%</p>	Adult	206	52%	19.1% ▲	+33	Adult	49.1%	52.4%
	Juvenile	187	48%	4.5% ▲	+8	Juvenile	50.9%	47.6%
GRAND TOTAL		393	100%	11.6% ▲	+41	GRAND TOTAL	100%	100%

Filings by Division & Code

Division	Case Type Description	Code	Summary	Change	% Change	Absolute Change
Adult	Show Cause	SC	60	▲	+53.8%	+21
	Civil Support	VS	43	▲	+30.3%	+10
	Other	OT	32	▲	+10.3%	+3
	Misdemeanor	CM	29	▼	-6.5%	-2
	Family Abuse - Protective Order	FP	24	▲	+71.4%	+10
	Felony	CF	7	▼	-22.2%	-2
	Capias	CA	6	▼	-53.8%	-7
	Motion - Protective Order	MP	2	↔		-
	Non-Family Abuse Protective Order	AP	2	▲	+100.0%	+1
	Remand Support	RS	1	▲	-	+1
	Protective Order	PC	0	▼	-100.0%	-1
	Violation of Protective Order	PV	0	▼	-100.0%	-1
	Total			206	▲	19.1%
Juvenile	Custody Visitation	CV	131	▲	+2.3%	+3
	Child In Need of Services	CS	9	▲	+200.0%	+6
	Misdemeanor	DM	9	▲	+28.6%	+2
	Traffic	T	7	▲	+40.0%	+2
	Felony	DF	5	▲	+150.0%	+3
	Other	OT	4	▲	+300.0%	+3
	Status	ST	4	▲	+300.0%	+3
	Civil Violation	CI	3	↔		-
	Foster Care Review	FC	3	▼	-25.0%	-1
	Non-Family Abuse Protective Order	AP	2	▼	-50.0%	-2
	Permanency Planning	PH	2	▼	-75.0%	-6
	Temporary Detention Order	TD	2	▼	-33.3%	-1
	Truancy	TR	2	▼	-60.0%	-3
	Emergency Custody Order	EC	1	↔		-
	Initial Foster Care	IF	1	↔		-
	Paternity	PT	1	↔		-
	Voluntary Continuing Services and Support Agreen	VA	1	▲	-	+1
	Qualified Residential Treatment	QR	0	▼	-100.0%	-2
Total			187	▲	4.5%	+8
GRAND TOTAL			393	▲	11.6%	+41

Filings by Major Case Category**

Category	Summary	Change	% Change	Absolute Change
Adult Criminal	90	▼	+12.5%	+10
Child Dependency	7	▲	-53.3%	-8
Child in Need of Services/Supervision	11	▲	+37.5%	+3
Custody and Visitation	132	▲	+2.3%	+3
Delinquency	14	▲	+55.6%	+5
Juvenile Miscellaneous	4	▲	+300.0%	+3
New to Workload Study	3	↔		0
Other	40	▲	+17.6%	+6
Protective Orders	30	▲	+42.9%	+9
Support	55	▼	+17.0%	+8
Traffic	7	▲	+40.0%	+2

GRAND TOTAL

393

▲

11.6%

+41

2024 Overall GRAND TOTAL		Distribution of Caseload		Change*		Percentage (%) of Caseload		
790 +78 11.0% 	Adult	312	39%	0.6% ▲	+2	Adult	2023	2024
	Juvenile	478	61%	18.9% ▲	+76	Juvenile	43.5%	39.5%
GRAND TOTAL		790	100%	11.0% ▲	+78	GRAND TOTAL	100%	100%

Filings by Division & Code

Division	Case Type Description	Code	Summary	Change	% Change	Absolute Change
Adult	Misdemeanor	CM	72	▼	-7.7%	-6
	Civil Support	VS	68	▲	+3.0%	+2
	Show Cause	SC	43	▲	+30.3%	+10
	Other	OT	41	▼	-24.1%	-13
	Felony	CF	39	▲	+11.4%	+4
	Family Abuse - Protective Order	FP	27	▼	-6.9%	-2
	Capias	CA	20	▲	+66.7%	+8
	Motion - Protective Order	MP	1	▲	-	+1
	Non-Family Abuse Protective Order	AP	1	↔	-	-
	Restricted License for Non-Support	SL	0	▼	-100.0%	-1
	Violation Family Abuse Protective Order	PS	0	▼	-100.0%	-1
Total			312	▲	0.6%	+2
Juvenile	Custody Visitation	CV	121	▲	+9.0%	+10
	Felony	DF	86	▲	+244.0%	+61
	Misdemeanor	DM	72	▲	+44.0%	+22
	Civil Violation	CI	46	▲	+91.7%	+22
	Status	ST	25	▼	-69.5%	-57
	Show Cause	SC	21	▼	-19.2%	-5
	Abuse and Neglect	AN	16	▼	-5.9%	-1
	Truancy	TR	15	▲	+650.0%	+13
	Non-Family Abuse Protective Order	AP	14	▲	+75.0%	+6
	Paternity	PT	13	▲	+333.3%	+10
	Traffic	T	11	▼	-31.3%	-5
	Child In Need of Services	CS	10	▼	-33.3%	-5
	Permanency Planning	PH	8	▲	+166.7%	+5
	Terminate Parental Rights	TP	7	▲	+600.0%	+6
	Initial Foster Care	IF	4	▲	+33.3%	+1
	Capias	CA	2	▼	-75.0%	-6
	Foster Care Review	FC	2	▼	-60.0%	-3
	Emergency Custody Order	EC	1	↔	-	-
	Entrustment	ET	1	▲	-	+1
	Mental Commitment	MC	1	▲	-	+1
Relief of Custody	CR	1	▲	-	+1	
Temporary Detention Order	TD	1	▼	-50.0%	-1	
Total			478	▲	18.9%	+76
GRAND TOTAL			790	▲	11.0%	+78

Filings by Major Case Category**

Category	Summary	Change	% Change	Absolute Change
Adult Criminal	159	▲	+11.2%	+16
Child Dependency	39	▲	+34.5%	+10
Child in Need of Services/Supervision	25	▲	-	0
Custody and Visitation	134	▲	+17.5%	+20
Delinquency	181	▲	+79.2%	+80
Juvenile Miscellaneous	25	▼	-69.5%	-57
New to Workload Study	46	▲	+91.7%	+22
Other	44	▲	-22.8%	-13
Protective Orders	43	▲	+13.2%	+5

Support	83	▼		0
Traffic	11	▼	-31.3%	-5
GRAND TOTAL	790	▲	11.0%	+78

2024 Overall GRAND TOTAL	Distribution of Caseload				Change*		Percentage (%) of Caseload		
18 0 0.0%	Adult	10	56%	0.0%	0	Adult	55.6%	55.6%	
	Juvenile	8	44%	0.0%	0	Juvenile	44.4%	44.4%	
	GRAND TOTAL	18	100%	0.0%	0	GRAND TOTAL	100%	100%	

Filings by Division & Code

Division	Case Type Description	Code	Summary	Change	% Change	Absolute Change
Adult	Misdemeanor	CM	3	▲	+50.0%	+1
	Other	OT	3	↔		-
	Civil Support	VS	2	▼	-50.0%	-2
	Capias	CA	1	▲	-	+1
	Family Abuse - Protective Order	FP	1	▲	-	+1
	Show Cause	SC	0	▼	-100.0%	-1
	Total			10		0.0%
Juvenile	Misdemeanor	DM	3	▲	+200.0%	+2
	Traffic	T	2	▲	+100.0%	+1
	Child In Need of Services	CS	1	↔		-
	Felony	DF	1	▲	-	+1
	Status	ST	1	▼	-66.7%	-2
	Custody Visitation	CV	0	▼	-100.0%	-1
	Permanency Planning	PH	0	▼	-100.0%	-1
	Total			8		0.0%
GRAND TOTAL			18		0.0%	0

Filings by Major Case Category**

Category	Summary	Change	% Change	Absolute Change
Adult Criminal	4	▲	+33.3%	+1
Child Dependency	0	▼	-100.0%	-1
Child in Need of Services/Supervision	1	↔		0
Custody and Visitation	0	▼	-100.0%	-1
Delinquency	4	▲	+300.0%	+3
Juvenile Miscellaneous	1	▼	-66.7%	-2
Other	3	↔		0
Protective Orders	1	▲	-	+1
Support	2	▼	-50.0%	-2
Traffic	2	▲	+100.0%	+1
GRAND TOTAL		18	0.0%	0

* Compared to same time period as previous year
 3/11/2024 12:15:49PM

** Case Type Categories are defined in the 2017 Virginia Judicial Workload Assessment
 Source: SCV-SQL-Information

2024 Overall GRAND TOTAL		Distribution of Caseload			Change*		Percentage (%) of Caseload		
718 -21 -2.8% 		Adult	338	47%	-9.4% ▼	-35	Adult	50.5%	47.1%
		Juvenile	380	53%	3.8% ▲	+14	Juvenile	49.5%	52.9%
		GRAND TOTAL	718	100%	-2.8% ▼	-21	GRAND TOTAL	100%	100%

Filings by Division & Code

Division	Case Type Description	Code	Summary	Change	% Change	Absolute Change	
Adult	Misdemeanor	CM	94	▼	-27.7%	-36	
	Other	OT	81	▼	-6.9%	-6	
	Civil Support	VS	64	▲	+36.2%	+17	
	Family Abuse - Protective Order	FP	25	▲	+4.2%	+1	
	Felony	CF	24	▼	-25.0%	-8	
	Show Cause	SC	24	▼	-14.3%	-4	
	Capias	CA	18	▲	+5.9%	+1	
	Protective Order	PC	4	▼	-20.0%	-1	
	Motion - Protective Order	MP	3	▲	+200.0%	+2	
	Violation of Protective Order	PV	1	↔		-	
	Non-Family Abuse Protective Order	AP	0	▼	-100.0%	-1	
		Total		338	▼	-9.4%	-35
Juvenile	Custody Visitation	CV	183	▲	+8.9%	+15	
	Misdemeanor	DM	48	▲	+23.1%	+9	
	Status	ST	45	▲	+40.6%	+13	
	Felony	DF	22	▼	-42.1%	-16	
	Special Immigrant Juvenile Status	SI	15	▲	-	+15	
	Traffic	T	12	▲	+9.1%	+1	
	Foster Care Review	FC	10	▼	-33.3%	-5	
	Motion - Protective Order	MP	10	▲	+233.3%	+7	
	Initial Foster Care	IF	8	▲	+300.0%	+6	
	Paternity	PT	6	▲	-	+6	
	Permanency Planning	PH	6	▼	-53.8%	-7	
	Abuse and Neglect	AN	4	▼	-76.5%	-13	
	Civil Violation	CI	2	▲	+100.0%	+1	
	Other	OT	2	▼	-60.0%	-3	
	Temporary Detention Order	TD	2	▲	+100.0%	+1	
	Truancy	TR	2	▼	-50.0%	-2	
	Non-Family Abuse Protective Order	AP	1	↔		-	
	Relief of Custody	CR	1	▲	-	+1	
	Terminate Parental Rights	TP	1	▼	-85.7%	-6	
	Entrustment	ET	0	▼	-100.0%	-1	
	Protective Order	PC	0	▼	-100.0%	-2	
	Qualified Residential Treatment	QR	0	▼	-100.0%	-3	
	Show Cause	SC	0	▼	-100.0%	-2	
	Voluntary Continuing Services and Support Agreem	VA	0	▼	-100.0%	-1	
		Total		380	▲	3.8%	+14
	GRAND TOTAL			718	▼	-2.8%	-21

Filings by Major Case Category**

Category	Summary	Change	% Change	Absolute Change
Adult Criminal	153	▼	-22.3%	-44
Child Dependency	30	▲	-49.2%	-29
Child in Need of Services/Supervision	2	▼	-60.0%	-3
Custody and Visitation	189	▲	+12.5%	+21
Delinquency	70	▼	-12.5%	-10
Juvenile Miscellaneous	45	▲	+40.6%	+13
New to Workload Study	17	▲	+1,600.0%	+16

* Compared to same time period as previous year
 3/11/2024 12:15:49PM

** Case Type Categories are defined in the 2017 Virginia Judicial Workload Assessment
 Source: SCV-SQL-Information

Other	85	▼	-8.6%	-8
Protective Orders	39	▲	+30.0%	+9
Support	76	▲	+20.6%	+13
Traffic	12	▲	+9.1%	+1
GRAND TOTAL	718	▼	-2.8%	-21

2024 Overall GRAND TOTAL		Distribution of Caseload			Change*		Percentage (%) of Caseload		
3,954 -966 -19.6% 		Adult	1,929	49%	-19.9% ▼	-480	Adult	49.0%	48.8%
		Juvenile	2,025	51%	-19.4% ▼	-486	Juvenile	51.0%	51.2%
		GRAND TOTAL	3,954	100%	-19.6% ▼	-966	GRAND TOTAL	100%	100%

Filings by Division & Code

Division	Case Type Description	Code	Summary	Change	% Change	Absolute Change	
Adult	Misdemeanor	CM	524	▼	-9.0%	-52	
	Other	OT	386	▼	-41.1%	-269	
	Civil Support	VS	318	▼	-31.6%	-147	
	Felony	CF	216	▲	+24.1%	+42	
	Show Cause	SC	206	▲	-1.9%	-4	
	Family Abuse - Protective Order	FP	173	▼	-2.3%	-4	
	Capias	CA	79	▼	-33.1%	-39	
	Remand Support	RS	10	▲	+42.9%	+3	
	Non-Family Abuse Protective Order	AP	9	▲	+28.6%	+2	
	Protective Order	PC	5	▼	-28.6%	-2	
	Violation of Protective Order	PV	3	▲	+200.0%	+2	
	Bond Forfeiture	BF	0	▼	-100.0%	-11	
	Violation Family Abuse Protective Order	PS	0	▼	-100.0%	-1	
		Total		1,929	▼	-19.9%	-480
Juvenile	Custody Visitation	CV	782	▼	-26.5%	-282	
	Status	ST	315	▼	-29.2%	-130	
	Misdemeanor	DM	260	▼	-23.3%	-79	
	Felony	DF	142	▲	+6.8%	+9	
	Traffic	T	139	▼	-23.6%	-43	
	Special Immigrant Juvenile Status	SI	79	▲	+119.4%	+43	
	Paternity	PT	33	▼	-31.3%	-15	
	Temporary Detention Order	TD	31	▼	-34.0%	-16	
	Abuse and Neglect	AN	30	▲	+20.0%	+5	
	Permanency Planning	PH	29	▲	+70.6%	+12	
	Show Cause	SC	27	▲	+12.5%	+3	
	Capias	CA	26	▲	+44.4%	+8	
	Terminate Parental Rights	TP	20	▲	+400.0%	+16	
	Foster Care Review	FC	18	▼	-45.5%	-15	
	Civil Violation	CI	16	▲	+300.0%	+12	
	Non-Family Abuse Protective Order	AP	16	▼	-11.1%	-2	
	Remand Custody	RC	11	▲	+10.0%	+1	
	Remand Visitation	RV	11	▲	+10.0%	+1	
	Initial Foster Care	IF	10	▼	-47.4%	-9	
	Truancy	TR	8	▼	-46.7%	-7	
	Voluntary Continuing Services and Support Agreem	VA	5	▼	-16.7%	-1	
	Emergency Custody Order	EC	4	▼	-50.0%	-4	
	Motion - Protective Order	MP	4	▲	-	+4	
	Other	OT	3	▲	-	+3	
	Child In Need of Services	CS	2	↔	-	-	
	Emancipation	EP	1	▼	-50.0%	-1	
	Entrustment	ET	1	▲	-	+1	
	Family Abuse - Protective Order	FP	1	↔	-	-	
	Protective Order	PC	1	▲	-	+1	
	Qualified Residential Treatment	QR	0	▼	-100.0%	-1	
		Total		2,025	▼	-19.4%	-486
	GRAND TOTAL			3,954	▼	-19.6%	-966

* Compared to same time period as previous year
 3/11/2024 12:15:49PM

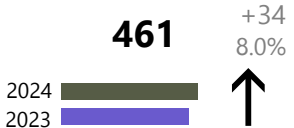
** Case Type Categories are defined in the 2017 Virginia Judicial Workload Assessment
 Source: SCV-SQL-Information

Filings by Major Case Category**

Category	Summary	Change	% Change	Absolute Change
Adult Criminal	914	▼	-8.4%	-84
Child Dependency	113	▲	+7.6%	+8
Child in Need of Services/Supervision	11	▼	-38.9%	-7
Custody and Visitation	821	▲	-26.2%	-292
Delinquency	449	▲	-12.3%	-63
Juvenile Miscellaneous	316	▼	-29.3%	-131
New to Workload Study	95	▲	+137.5%	+55
Other	456	▲	-38.1%	-281
Protective Orders	203	▲		0
Support	437	▲	-22.7%	-128
Traffic	139	▼	-23.6%	-43
GRAND TOTAL	3,954	▼	-19.6%	-966

* Compared to same time period as previous year
 3/11/2024 12:15:49PM

** Case Type Categories are defined in the 2017 Virginia Judicial Workload Assessment
 Source: SCV-SQL-Information

2024 Overall GRAND TOTAL		Distribution of Caseload		Change*		Percentage (%) of Caseload				
461 	+34	Adult	176	38%	-12.4%	▼	-25	Adult	47.1%	38.2%
	8.0%	Juvenile	285	62%	26.1%	▲	+59	Juvenile	52.9%	61.8%
		GRAND TOTAL	461	100%	8.0%	▲	+34	GRAND TOTAL	100%	100%

Filings by Division & Code

Division	Case Type Description	Code	Summary	Change	% Change	Absolute Change
Adult	Civil Support	VS	38	▼	-25.5%	-13
	Show Cause	SC	36	▲	+5.9%	+2
	Misdemeanor	CM	35	▼	-12.5%	-5
	Family Abuse - Protective Order	FP	18	↔		-
	Capias	CA	14	▲	+180.0%	+9
	Other	OT	13	▼	-31.6%	-6
	Felony	CF	9	▼	-57.1%	-12
	Motion - Protective Order	MP	7	▼	-41.7%	-5
	Remand Support	RS	5	▲	-	+5
	Protective Order	PC	1	▲	-	+1
	Non-Family Abuse Protective Order	AP	0	▼	-100.0%	-1
Total			176	▼	-12.4%	-25
Juvenile	Custody Visitation	CV	159	▲	+5.3%	+8
	Misdemeanor	DM	44	▲	+76.0%	+19
	Traffic	T	36	▲	+80.0%	+16
	Abuse and Neglect	AN	5	▲	+25.0%	+1
	Foster Care Review	FC	5	↔		-
	Remand Custody	RC	5	▲	-	+5
	Child at Risk	RI	4	▲	-	+4
	Child In Need of Services	CS	4	▲	+100.0%	+2
	Initial Foster Care	IF	4	▲	+33.3%	+1
	Remand Visitation	RV	4	▲	-	+4
	Felony	DF	3	▼	-40.0%	-2
	Civil Violation	CI	2	▲	-	+2
	Motion - Protective Order	MP	2	▼	-33.3%	-1
	Non-Family Abuse Protective Order	AP	2	▲	+100.0%	+1
	Terminate Parental Rights	TP	2	▲	-	+2
	Entrustment	ET	1	▲	-	+1
	Permanency Planning	PH	1	↔		-
	Truancy	TR	1	▼	-66.7%	-2
	Voluntary Continuing Services and Support Agree	VA	1	▲	-	+1
	Emancipation	EP	0	▼	-100.0%	-1
	Paternity	PT	0	▼	-100.0%	-1
Status	ST	0	▼	-100.0%	-1	
Total			285	▲	26.1%	+59
GRAND TOTAL			461	▲	8.0%	+34

Filings by Major Case Category**

Category	Summary	Change	% Change	Absolute Change
Adult Criminal	85	▲	-6.6%	-6
Child Dependency	23	▲	+76.9%	+10
Child in Need of Services/Supervision	5	▲		0
Custody and Visitation	159	▼	+4.6%	+7
Delinquency	47	▲	+56.7%	+17
Juvenile Miscellaneous	0	▼	-100.0%	-2
New to Workload Study	2	▲	-	+2
Other	27	▲	+42.1%	+8
Protective Orders	29	▼	-17.1%	-6

* Compared to same time period as previous year
 3/11/2024 12:15:49PM

** Case Type Categories are defined in the 2017 Virginia Judicial Workload Assessment
 Source: SCV-SQL-Information

CPSS - JCMS CASELOAD STATISTICS OF THE JUVENILE & DOMESTIC RELATIONS DISTRICT COURTS
 January 2024 thru February 2024 Filings (Compared to January 2023 thru February 2023)

Support	48	▼	-20.0%	-12
Traffic	36	▲	+80.0%	+16
GRAND TOTAL	461	▲	8.0%	+34

* Compared to same time period as previous year
 3/11/2024 12:15:49PM

** Case Type Categories are defined in the 2017 Virginia Judicial Workload Assessment
 Source: SCV-SQL-Information

2024 Overall GRAND TOTAL		Distribution of Caseload			Change*		Percentage (%) of Caseload			
1,126	-103 -8.4%	Adult	520	46%	-14.6%	▼	-89	Adult	49.6%	46.2%
2024		Juvenile	606	54%	-2.3%	▼	-14	Juvenile	50.4%	53.8%
2023		GRAND TOTAL	1,126	100%	-8.4%	▼	-103	GRAND TOTAL	100%	100%

Filings by Division & Code

Division	Case Type Description	Code	Summary	Change	% Change	Absolute Change	
Adult	Misdemeanor	CM	139	▼	-23.6%	-43	
	Other	OT	85	▼	-4.5%	-4	
	Show Cause	SC	81	▼	-1.2%	-1	
	Civil Support	VS	77	▼	-32.5%	-37	
	Family Abuse - Protective Order	FP	43	▼	-20.4%	-11	
	Felony	CF	42	▼	-2.3%	-1	
	Capias	CA	34	▲	+78.9%	+15	
	Motion - Protective Order	MP	13	▲	+44.4%	+4	
	Remand Support	RS	4	▼	-69.2%	-9	
	Violation of Protective Order	PV	2	↔		-	
	Non-Family Abuse Protective Order	AP	0	▼	-100.0%	-1	
	Restricted License for Non-Support	SL	0	▼	-100.0%	-1	
	Total			520	▼	-14.6%	-89
Juvenile	Custody Visitation	CV	288	▲	+4.3%	+12	
	Traffic	T	110	▼	-9.1%	-11	
	Misdemeanor	DM	99	▲	+6.5%	+6	
	Felony	DF	21	▼	-52.3%	-23	
	Terminate Parental Rights	TP	18	▲	+800.0%	+16	
	Status	ST	9	▲	+28.6%	+2	
	Permanency Planning	PH	7	▲	+75.0%	+3	
	Remand Custody	RC	7	↔		-	
	Remand Visitation	RV	7	↔		-	
	Temporary Detention Order	TD	7	▼	-36.4%	-4	
	Foster Care Review	FC	6	↔		-	
	Initial Foster Care	IF	5	▲	+400.0%	+4	
	Emergency Custody Order	EC	4	▼	-33.3%	-2	
	Mental Commitment	MC	4	▼	-20.0%	-1	
	Paternity	PT	4	↔		-	
	Child In Need of Services	CS	3	▲	+200.0%	+2	
	Abuse and Neglect	AN	2	▼	-33.3%	-1	
	Show Cause	SC	2	▼	-71.4%	-5	
	Capias	CA	1	▲	-	+1	
	Civil Violation	CI	1	↔		-	
	Non-Family Abuse Protective Order	AP	1	▼	-85.7%	-6	
	Motion - Protective Order	MP	0	▼	-100.0%	-2	
	Other	OT	0	▼	-100.0%	-1	
	Qualified Residential Treatment	QR	0	▼	-100.0%	-3	
	Voluntary Continuing Services and Support Agree	VA	0	▼	-100.0%	-1	
	Total			606	▼	-2.3%	-14
	GRAND TOTAL			1,126	▼	-8.4%	-103

Filings by Major Case Category**

Category	Summary	Change	% Change	Absolute Change
Adult Criminal	273	▲	-9.9%	-30
Child Dependency	38	▲	+90.0%	+18
Child in Need of Services/Supervision	3	▲	+200.0%	+2
Custody and Visitation	292	▲	+4.3%	+12
Delinquency	123	▲	-14.6%	-21

* Compared to same time period as previous year
 3/11/2024 12:15:49PM

** Case Type Categories are defined in the 2017 Virginia Judicial Workload Assessment
 Source: SCV-SQL-Information

Juvenile Miscellaneous	9	▲	+28.6%	+2
New to Workload Study	1	↔		0
Other	118	▼	-15.1%	-21
Protective Orders	57	▼	-21.9%	-16
Support	102	▼	-27.1%	-38
Traffic	110	▼	-9.1%	-11
GRAND TOTAL	1,126	▼	-8.4%	-103

2024 Overall GRAND TOTAL		Distribution of Caseload		Change*		Percentage (%) of Caseload			
33	-8 -19.5%	Adult	18	55%	-21.7% ▼	-5	Adult	56.1%	54.5%
2024		Juvenile	15	45%	-16.7% ▼	-3	Juvenile	43.9%	45.5%
2023		GRAND TOTAL	33	100%	-19.5% ▼	-8	GRAND TOTAL	100%	100%

Filings by Division & Code

Division	Case Type Description	Code	Summary	Change	% Change	Absolute Change
Adult	Felony	CF	5	▲	+150.0%	+3
	Other	OT	4	▼	-50.0%	-4
	Show Cause	SC	3	▲	+50.0%	+1
	Misdemeanor	CM	2	▼	-66.7%	-4
	Civil Support	VS	1	▼	-66.7%	-2
	Family Abuse - Protective Order	FP	1	↔	-	-
	Motion - Protective Order	MP	1	▲	-	+1
	Remand Support	RS	1	▲	-	+1
	Violation of Protective Order	PV	0	▼	-100.0%	-1
	Total			18	▼	-21.7%
Juvenile	Misdemeanor	DM	5	▲	+150.0%	+3
	Custody Visitation	CV	4	▼	-73.3%	-11
	Traffic	T	4	▲	+300.0%	+3
	Remand Custody	RC	1	▲	-	+1
	Remand Visitation	RV	1	▲	-	+1
Total			15	▼	-16.7%	-3
GRAND TOTAL			33	▼	-19.5%	-8

Filings by Major Case Category**

Category	Summary	Change	% Change	Absolute Change
Adult Criminal	8	▼	-20.0%	-2
Custody and Visitation	4	▼	-73.3%	-11
Delinquency	5	▲	+150.0%	+3
Other	7	▲	-12.5%	-1
Protective Orders	2	▲	+100.0%	+1
Support	3	▲	-25.0%	-1
Traffic	4	▲	+300.0%	+3
GRAND TOTAL	33	▼	-19.5%	-8

* Compared to same time period as previous year
 3/11/2024 12:15:49PM

** Case Type Categories are defined in the 2017 Virginia Judicial Workload Assessment
 Source: SCV-SQL-Information

2024 Overall GRAND TOTAL		Distribution of Caseload		Change*		Percentage (%) of Caseload			
681 	+36 5.6%	Adult	355	52%	2.3% ▲	+8	Adult	53.8%	52.1%
		Juvenile	326	48%	9.4% ▲	+28	Juvenile	46.2%	47.9%
		GRAND TOTAL	681	100%	5.6% ▲	+36	GRAND TOTAL	100%	100%

Filings by Division & Code

Division	Case Type Description	Code	Summary	Change	% Change	Absolute Change	
Adult	Civil Support	VS	110	▲	+26.4%	+23	
	Misdemeanor	CM	65	▲	+20.4%	+11	
	Other	OT	53	▼	-7.0%	-4	
	Show Cause	SC	50	▼	+2.0%	+1	
	Family Abuse - Protective Order	FP	24	▼	-33.3%	-12	
	Felony	CF	21	▼	-12.5%	-3	
	Capias	CA	14	▼	-57.6%	-19	
	Motion - Protective Order	MP	9	▲	+125.0%	+5	
	Non-Family Abuse Protective Order	AP	4	▲	+300.0%	+3	
	Protective Order	PC	2	↔		-	
	Bond Forfeiture	BF	1	▲	-	+1	
	Restricted License for Non-Support	SL	1	▲	-	+1	
	Violation of Protective Order	PV	1	▲	-	+1	
	Total		355	▲	2.3%	+8	
Juvenile	Custody Visitation	CV	213	▲	+15.1%	+28	
	Status	ST	16	▲	+77.8%	+7	
	Foster Care Review	FC	14	▲	+75.0%	+6	
	Traffic	T	14	▲	+55.6%	+5	
	Abuse and Neglect	AN	13	↔		-	
	Misdemeanor	DM	12	▼	-47.8%	-11	
	Paternity	PT	12	▼	-25.0%	-4	
	Permanency Planning	PH	11	▼	-8.3%	-1	
	Temporary Detention Order	TD	7	▲	+600.0%	+6	
	Initial Foster Care	IF	6	▲	-	+6	
	Capias	CA	2	▲	-	+2	
	Felony	DF	2	▼	-71.4%	-5	
	Special Immigrant Juvenile Status	SI	2	▲	-	+2	
	Emancipation	EP	1	▲	-	+1	
	Emergency Custody Order	EC	1	↔		-	
	Child In Need of Services	CS	0	▼	-100.0%	-1	
	Relief of Custody	CR	0	▼	-100.0%	-4	
	Terminate Parental Rights	TP	0	▼	-100.0%	-9	
		Total		326	▲	9.4%	+28
		GRAND TOTAL		681	▲	5.6%	+36

Filings by Major Case Category**

Category	Summary	Change	% Change	Absolute Change
Adult Criminal	137	▲	-4.2%	-6
Child Dependency	44	▲	-4.3%	-2
Child in Need of Services/Supervision	0	▼	-100.0%	-1
Custody and Visitation	225	▼	+11.9%	+24
Delinquency	16	▲	-46.7%	-14
Juvenile Miscellaneous	17	▲	+88.9%	+8
New to Workload Study	2	▲	-	+2
Other	61	▲	+3.4%	+2
Protective Orders	37	▲	-9.8%	-4
Support	128	▲	+20.8%	+22

* Compared to same time period as previous year
 3/11/2024 12:15:49PM

** Case Type Categories are defined in the 2017 Virginia Judicial Workload Assessment
 Source: SCV-SQL-Information

CPSS - JCMS CASELOAD STATISTICS OF THE JUVENILE & DOMESTIC RELATIONS DISTRICT COURTS
January 2024 thru February 2024 Filings (Compared to January 2023 thru February 2023)

Traffic		14	▲	+55.6%	+5
	GRAND TOTAL	681	▲	5.6%	+36

2024 Overall GRAND TOTAL		Distribution of Caseload		Change*		Percentage (%) of Caseload			
216 -40 -15.6% 		Adult	101	47%	-28.4% ▼	-40	Adult	55.1%	46.8%
		Juvenile	115	53%	0.0%	0	Juvenile	44.9%	53.2%
		GRAND TOTAL	216	100%	-15.6% ▼	-40	GRAND TOTAL	100%	100%

Filings by Division & Code

Division	Case Type Description	Code	Summary	Change	% Change	Absolute Change
Adult	Civil Support	VS	36	↔		-
	Show Cause	SC	27	▲	+3.8%	+1
	Misdemeanor	CM	13	▼	-58.1%	-18
	Other	OT	12	▼	-25.0%	-4
	Capias	CA	4	▼	-33.3%	-2
	Felony	CF	4	▼	-63.6%	-7
	Family Abuse - Protective Order	FP	3	▼	-76.9%	-10
	Violation of Protective Order	PV	2	▲	-	+2
	Motion - Protective Order	MP	0	▼	-100.0%	-1
	Restricted License for Non-Support	SL	0	▼	-100.0%	-1
	Total		101	▼	-28.4%	-40
Juvenile	Custody Visitation	CV	64	▼	-13.5%	-10
	Misdemeanor	DM	19	▲	+11.8%	+2
	Felony	DF	10	▲	+25.0%	+2
	Traffic	T	8	↔		-
	Paternity	PT	3	▲	+200.0%	+2
	Child at Risk	RI	2	▲	-	+2
	Emergency Custody Order	EC	2	▲	+100.0%	+1
	Permanency Planning	PH	2	▲	+100.0%	+1
	Relief of Custody	CR	1	▲	-	+1
	Remand Custody	RC	1	▲	-	+1
	Remand Visitation	RV	1	▲	-	+1
	Status	ST	1	▲	-	+1
	Temporary Detention Order	TD	1	↔		-
	Abuse and Neglect	AN	0	▼	-100.0%	-2
	Truancy	TR	0	▼	-100.0%	-2
		Total		115		0.0%
GRAND TOTAL			216	▼	-15.6%	-40

Filings by Major Case Category**

Category	Summary	Change	% Change	Absolute Change	
Adult Criminal	36	▲	-41.0%	-25	
Child Dependency	5	▲	+66.7%	+2	
Child in Need of Services/Supervision	0	▼	-100.0%	-2	
Custody and Visitation	67	▲	-10.7%	-8	
Delinquency	29	▲	+16.0%	+4	
Juvenile Miscellaneous	1	▲	-	+1	
Other	17	▲	-5.6%	-1	
Protective Orders	3	▼	-78.6%	-11	
Support	50	▼		0	
Traffic	8	↔		0	
GRAND TOTAL		216	▼	-15.6%	-40

* Compared to same time period as previous year
 3/11/2024 12:15:49PM

** Case Type Categories are defined in the 2017 Virginia Judicial Workload Assessment
 Source: SCV-SQL-Information

2024 Overall GRAND TOTAL		Distribution of Caseload			Change*		Percentage (%) of Caseload		
301 +126 72.0% 		Adult	109	36%	11.2% ▲	+11	Adult	56.0%	36.2%
		Juvenile	192	64%	149.4% ▲	+115	Juvenile	44.0%	63.8%
		GRAND TOTAL	301	100%	72.0% ▲	+126	GRAND TOTAL	100%	100%

Filings by Division & Code

Division	Case Type Description	Code	Summary	Change	% Change	Absolute Change	
Adult	Show Cause	SC	27	▼	+17.4%	+4	
	Misdemeanor	CM	22	▲	+15.8%	+3	
	Felony	CF	20	▲	+25.0%	+4	
	Civil Support	VS	19	▲	+46.2%	+6	
	Family Abuse - Protective Order	FP	6	▼	-14.3%	-1	
	Other	OT	6	▼	-25.0%	-2	
	Motion - Protective Order	MP	5	▲	+150.0%	+3	
	Capias	CA	2	▼	-71.4%	-5	
	Non-Family Abuse Protective Order	AP	1	↔		-	
	Remand Support	RS	1	↔		-	
	Restricted License for Non-Support	SL	0	▼	-100.0%	-1	
	Total		109	▲	11.2%	+11	
Juvenile	Custody Visitation	CV	124	▲	+226.3%	+86	
	Abuse and Neglect	AN	14	▲	+366.7%	+11	
	Terminate Parental Rights	TP	12	▲	-	+12	
	Foster Care Review	FC	11	▲	+83.3%	+5	
	Permanency Planning	PH	6	▲	+500.0%	+5	
	Traffic	T	5	↔		-	
	Remand Custody	RC	4	▼	-20.0%	-1	
	Remand Visitation	RV	4	▲	+33.3%	+1	
	Misdemeanor	DM	3	▼	-25.0%	-1	
	Initial Foster Care	IF	2	▲	+100.0%	+1	
	Motion - Protective Order	MP	2	▲	-	+2	
	Capias	CA	1	▲	-	+1	
	Child In Need of Services	CS	1	▲	-	+1	
	Felony	DF	1	▼	-90.0%	-9	
	Paternity	PT	1	▲	-	+1	
	Voluntary Continuing Services and Support Agreen	VA	1	▲	-	+1	
	Emergency Custody Order	EC	0	▼	-100.0%	-1	
		Total		192	▲	149.4%	+115
		GRAND TOTAL		301	▲	72.0%	+126

Filings by Major Case Category**

Category	Summary	Change	% Change	Absolute Change
Adult Criminal	69	▼	+11.3%	+7
Child Dependency	46	▲	+318.2%	+35
Child in Need of Services/Supervision	1	▲	-	+1
Custody and Visitation	125	▲	+228.9%	+87
Delinquency	5	▲	-64.3%	-9
Other	15	▼	-16.7%	-3
Protective Orders	14	▲	+40.0%	+4
Support	21	▼	+23.5%	+4
Traffic	5	↔		0
	GRAND TOTAL	▲	72.0%	+126

* Compared to same time period as previous year
 3/11/2024 12:15:49PM

** Case Type Categories are defined in the 2017 Virginia Judicial Workload Assessment
 Source: SCV-SQL-Information

2024 Overall GRAND TOTAL		Distribution of Caseload			Change*		Percentage (%) of Caseload		
604	-54 -8.2%	Adult	390	65%	-10.6% ▼	-46	Adult	66.3%	64.6%
2024		Juvenile	214	35%	-3.6% ▼	-8	Juvenile	33.7%	35.4%
2023		GRAND TOTAL	604	100%	-8.2% ▼	-54	GRAND TOTAL	100%	100%

Filings by Division & Code


Division	Case Type Description	Code	Summary	Change	% Change	Absolute Change
Adult	Misdemeanor	CM	114	▼	-16.2%	-22
	Other	OT	85	▲	+11.8%	+9
	Capias	CA	53	▼	-10.2%	-6
	Civil Support	VS	53	▲	+20.5%	+9
	Show Cause	SC	52	▼	-32.5%	-25
	Felony	CF	16	▼	-23.8%	-5
	Family Abuse - Protective Order	FP	11	▼	-47.6%	-10
	Non-Family Abuse Protective Order	AP	4	▲	-	+4
	Violation of Protective Order	PV	2	▲	+100.0%	+1
	Motion - Protective Order	MP	0	▼	-100.0%	-1
	Total		390	▼	-10.6%	-46
Juvenile	Custody Visitation	CV	107	▼	-13.0%	-16
	Misdemeanor	DM	36	▲	+24.1%	+7
	Truancy	TR	23	▲	+27.8%	+5
	Felony	DF	14	▼	-6.7%	-1
	Status	ST	12	▲	+50.0%	+4
	Traffic	T	4	▼	-20.0%	-1
	Initial Foster Care	IF	3	▲	+50.0%	+1
	Paternity	PT	3	▼	-25.0%	-1
	Permanency Planning	PH	3	▲	+50.0%	+1
	Temporary Detention Order	TD	2	▲	-	+2
	Terminate Parental Rights	TP	2	▼	-60.0%	-3
	Child In Need of Services	CS	1	▼	-50.0%	-1
	Emancipation	EP	1	▲	-	+1
	Emergency Custody Order	EC	1	↔	-	-
	Entrustment	ET	1	▲	-	+1
	Foster Care Review	FC	1	▼	-80.0%	-4
	Mental Commitment	MC	0	▼	-100.0%	-3
		Total		214	▼	-3.6%
	GRAND TOTAL		604	▼	-8.2%	-54

Filings by Major Case Category**

Category	Summary	Change	% Change	Absolute Change
Adult Criminal	232	▲	-19.2%	-55
Child Dependency	10	▲	-28.6%	-4
Child in Need of Services/Supervision	24	▼	+20.0%	+4
Custody and Visitation	110	▼	-13.4%	-17
Delinquency	50	▲	+13.6%	+6
Juvenile Miscellaneous	13	▲	+62.5%	+5
Other	88	▲	+10.0%	+8
Protective Orders	15	▲	-31.8%	-7
Support	58	▼	+13.7%	+7
Traffic	4	▼	-20.0%	-1
	GRAND TOTAL		-8.2%	-54

* Compared to same time period as previous year
 3/11/2024 12:15:49PM

** Case Type Categories are defined in the 2017 Virginia Judicial Workload Assessment
 Source: SCV-SQL-Information

2024 Overall GRAND TOTAL		Distribution of Caseload		Change*		Percentage (%) of Caseload		
627	-9 -1.4%	Adult	269 43%	1.1% ▲	+3	Adult	41.8%	42.9%
2024 		Juvenile	358 57%	-3.2% ▼	-12	Juvenile	58.2%	57.1%
2023		GRAND TOTAL	627 100%	-1.4% ▼	-9	GRAND TOTAL	100%	100%

Filings by Division & Code

Division	Case Type Description	Code	Summary	Change	% Change	Absolute Change
Adult	Misdemeanor	CM	104	▲	+85.7%	+48
	Civil Support	VS	43	▲	+19.4%	+7
	Other	OT	42	▼	-50.0%	-42
	Show Cause	SC	29	▲	-	-
	Family Abuse - Protective Order	FP	20	▲	+53.8%	+7
	Felony	CF	10	▼	-41.2%	-7
	Capias	CA	8	▼	-42.9%	-6
	Non-Family Abuse Protective Order	AP	6	▼	-40.0%	-4
	Violation of Protective Order	PV	3	▲	+200.0%	+2
	Motion - Protective Order	MP	2	▼	-60.0%	-3
	Remand Support	RS	2	▲	-	+2
	Bond Forfeiture	BF	0	▼	-100.0%	-1
		Total		269	▲	1.1%
Juvenile	Custody Visitation	CV	173	▼	-20.6%	-45
	Misdemeanor	DM	55	▲	+27.9%	+12
	Abuse and Neglect	AN	40	▲	+233.3%	+28
	Remand Visitation	RV	16	▲	+1,500.0%	+15
	Remand Custody	RC	14	▲	+1,300.0%	+13
	Felony	DF	9	▼	-25.0%	-3
	Foster Care Review	FC	8	▲	+60.0%	+3
	Traffic	T	8	▼	-11.1%	-1
	Permanency Planning	PH	6	▲	+50.0%	+2
	Initial Foster Care	IF	5	▼	-54.5%	-6
	Motion - Protective Order	MP	5	▼	-66.7%	-10
	Relief of Custody	CR	5	▲	+400.0%	+4
	Truancy	TR	5	▲	+66.7%	+2
	Child In Need of Services	CS	4	▼	-55.6%	-5
	Status	ST	3	▼	-62.5%	-5
	Paternity	PT	1	▼	-85.7%	-6
	Special Immigrant Juvenile Status	SI	1	▲	-	+1
	Emergency Custody Order	EC	0	▼	-100.0%	-1
	Entrustment	ET	0	▼	-100.0%	-1
	Qualified Residential Treatment	QR	0	▼	-100.0%	-4
	Terminate Parental Rights	TP	0	▼	-100.0%	-2
Voluntary Continuing Services and Support Agreem	VA	0	▼	-100.0%	-3	
	Total		358	▼	-3.2%	-12
	GRAND TOTAL		627	▼	-1.4%	-9

Filings by Major Case Category**

Category	Summary	Change	% Change	Absolute Change
Adult Criminal	144	▲	+30.9%	+34
Child Dependency	64	▲	+48.8%	+21
Child in Need of Services/Supervision	9	▲	-25.0%	-3
Custody and Visitation	174	▼	-22.7%	-51
Delinquency	64	▲	+16.4%	+9
Juvenile Miscellaneous	3	▼	-62.5%	-5
New to Workload Study	1	▲	-	+1
Other	74	▲	-14.9%	-13

* Compared to same time period as previous year
 3/11/2024 12:15:49PM

** Case Type Categories are defined in the 2017 Virginia Judicial Workload Assessment
 Source: SCV-SQL-Information

Protective Orders	33	▼	-23.3%	-10
Support	53	▲	+20.5%	+9
Traffic	8	▼	-11.1%	-1
GRAND TOTAL	627	▼	-1.4%	-9

2024 Overall GRAND TOTAL		Distribution of Caseload		Change*		Percentage (%) of Caseload		
717	+117 19.5%	Adult	337 47%	32.7% ▲	+83	Adult	2023 42.3%	2024 47.0%
2024		Juvenile	380 53%	9.8% ▲	+34	Juvenile	57.7%	53.0%
2023		GRAND TOTAL	717 100%	19.5% ▲	+117	GRAND TOTAL	100%	100%

Filings by Division & Code

Division	Case Type Description	Code	Summary	Change	% Change	Absolute Change
Adult	Civil Support	VS	93	▲	+69.1%	+38
	Misdemeanor	CM	80	▼	-10.1%	-9
	Show Cause	SC	72	▲	+148.3%	+43
	Other	OT	50	▲	+6.4%	+3
	Family Abuse - Protective Order	FP	17	▼	-15.0%	-3
	Capias	CA	11	▲	+83.3%	+5
	Felony	CF	6	↔		-
	Motion - Protective Order	MP	2	▲	+100.0%	+1
	Non-Family Abuse Protective Order	AP	2	▲	+100.0%	+1
	Violation of Protective Order	PV	2	▲	-	+2
	Remand Support	RS	1	▲	-	+1
	Violation Family Abuse Protective Order	PS	1	▲	-	+1
		Total		337	▲	32.7%
Juvenile	Custody Visitation	CV	272	▲	+24.2%	+53
	Misdemeanor	DM	23	↔		-
	Abuse and Neglect	AN	17	↔		-
	Voluntary Continuing Services and Support Agree	VA	8	▲	+60.0%	+3
	Child In Need of Services	CS	7	▲	+16.7%	+1
	Permanency Planning	PH	7	▼	-65.0%	-13
	Foster Care Review	FC	6	▲	+50.0%	+2
	Initial Foster Care	IF	6	▲	+200.0%	+4
	Truancy	TR	6	▲	+100.0%	+3
	Paternity	PT	5	▲	+25.0%	+1
	Traffic	T	5	▼	-76.2%	-16
	Child at Risk	RI	4	▲	+100.0%	+2
	Terminate Parental Rights	TP	4	▲	-	+4
	Motion - Protective Order	MP	2	↔		-
	Status	ST	2	▼	-60.0%	-3
	Civil Violation	CI	1	▼	-50.0%	-1
	Emancipation	EP	1	▲	-	+1
	Emergency Custody Order	EC	1	▲	-	+1
	Non-Family Abuse Protective Order	AP	1	↔		-
	Relief of Custody	CR	1	↔		-
	Temporary Detention Order	TD	1	↔		-
	Felony	DF	0	▼	-100.0%	-5
	Qualified Residential Treatment	QR	0	▼	-100.0%	-3
	Total		380	▲	9.8%	+34
GRAND TOTAL			717	▲	19.5%	+117

Filings by Major Case Category**

Category	Summary	Change	% Change	Absolute Change
Adult Criminal	163	▲	+28.3%	+36
Child Dependency	53	▲	-1.9%	-1
Child in Need of Services/Supervision	13	▲	+44.4%	+4
Custody and Visitation	277	▲	+24.2%	+54
Delinquency	23	▼	-17.9%	-5
Juvenile Miscellaneous	3	▲	-40.0%	-2
New to Workload Study	1	▼	-50.0%	-1

* Compared to same time period as previous year
 3/11/2024 12:15:49PM

** Case Type Categories are defined in the 2017 Virginia Judicial Workload Assessment
 Source: SCV-SQL-Information

Other	53	▲	+10.4%	+5
Protective Orders	24	▲	-4.0%	-1
Support	102	▲	+75.9%	+44
Traffic	5	▼	-76.2%	-16
GRAND TOTAL	717	▲	19.5%	+117

2024 Overall GRAND TOTAL		Distribution of Caseload			Change*		Percentage (%) of Caseload		
1,613 -66 -3.9% 		Adult	712	44%	-7.0% ▼	-54	Adult	45.6%	44.1%
		Juvenile	901	56%	-1.3% ▼	-12	Juvenile	54.4%	55.9%
		GRAND TOTAL	1,613	100%	-3.9% ▼	-66	GRAND TOTAL	100%	100%

Filings by Division & Code

Division	Case Type Description	Code	Summary	Change	% Change	Absolute Change	
Adult	Misdemeanor	CM	193	▲	+1.0%	+2	
	Civil Support	VS	166	▼	-5.7%	-10	
	Other	OT	133	▼	-11.3%	-17	
	Show Cause	SC	79	▲	-13.2%	-12	
	Family Abuse - Protective Order	FP	76	▼	-13.6%	-12	
	Felony	CF	27	▼	-10.0%	-3	
	Motion - Protective Order	MP	10	▲	+900.0%	+9	
	Capias	CA	9	▼	-40.0%	-6	
	Non-Family Abuse Protective Order	AP	7	▼	-61.1%	-11	
	Remand Support	RS	6	▲	+500.0%	+5	
	Violation of Protective Order	PV	6	▲	+20.0%	+1	
	Total		712	▼	-7.0%	-54	
Juvenile	Custody Visitation	CV	460	▼	-17.9%	-100	
	Misdemeanor	DM	81	▲	+68.8%	+33	
	Abuse and Neglect	AN	49	▲	+8.9%	+4	
	Truancy	TR	36	▲	+100.0%	+18	
	Permanency Planning	PH	35	▼	-35.2%	-19	
	Terminate Parental Rights	TP	31	▲	+121.4%	+17	
	Foster Care Review	FC	30	▼	-31.8%	-14	
	Temporary Detention Order	TD	30	▲	+200.0%	+20	
	Traffic	T	20	▲	+25.0%	+4	
	Initial Foster Care	IF	19	▲	+72.7%	+8	
	Special Immigrant Juvenile Status	SI	14	▲	+1,300.0%	+13	
	Emergency Custody Order	EC	12	▲	-	+12	
	Mental Commitment	MC	11	▲	+10.0%	+1	
	Relief of Custody	CR	10	▲	+233.3%	+7	
	Status	ST	10	▲	+233.3%	+7	
	Remand Custody	RC	9	▲	+125.0%	+5	
	Felony	DF	8	▼	-63.6%	-14	
	Remand Visitation	RV	8	▲	+100.0%	+4	
	Motion - Protective Order	MP	7	▼	-50.0%	-7	
	Child In Need of Services	CS	4	▲	+33.3%	+1	
	Paternity	PT	4	▼	-20.0%	-1	
	Entrustment	ET	3	▲	+200.0%	+2	
	Non-Family Abuse Protective Order	AP	3	▼	-70.0%	-7	
	Voluntary Continuing Services and Support Agree	VA	3	▲	+50.0%	+1	
	Capias	CA	2	↔	-	-	
	Civil Violation	CI	1	▲	-	+1	
	Restricted Operators License	RL	1	▲	-	+1	
	Child at Risk	RI	0	▼	-100.0%	-1	
	Emancipation	EP	0	▼	-100.0%	-1	
	Family Abuse - Protective Order	FP	0	▼	-100.0%	-1	
	Qualified Residential Treatment	QR	0	▼	-100.0%	-6	
		Total		901	▼	-1.3%	-12
	GRAND TOTAL			1,613	▼	-3.9%	-66

* Compared to same time period as previous year
 3/11/2024 12:15:49PM

** Case Type Categories are defined in the 2017 Virginia Judicial Workload Assessment
 Source: SCV-SQL-Information

Filings by Major Case Category**

Category	Summary	Change	% Change	Absolute Change
Adult Criminal	287	▲	+6.7%	+18
Child Dependency	180	▲	-0.6%	-1
Child in Need of Services/Supervision	40	▲	+90.5%	+19
Custody and Visitation	464	▼	-17.9%	-101
Delinquency	91	▲	+26.4%	+19
Juvenile Miscellaneous	10	▲	+150.0%	+6
New to Workload Study	15	▲	+1,400.0%	+14
Other	209	▲	+16.8%	+30
Protective Orders	103	▲	-22.0%	-29
Support	193	▼	-19.2%	-46
Traffic	21	▲	+31.3%	+5
GRAND TOTAL	1,613	▼	-3.9%	-66

* Compared to same time period as previous year
 3/11/2024 12:15:49PM

** Case Type Categories are defined in the 2017 Virginia Judicial Workload Assessment
 Source: SCV-SQL-Information

2024 Overall GRAND TOTAL		Distribution of Caseload		Change*		Percentage (%) of Caseload		
806	+56 7.5%	Adult	288 36%	-14.3% ▼	-48	Adult	44.8%	35.7%
2024		Juvenile	518 64%	25.1% ▲	+104	Juvenile	55.2%	64.3%
2023		GRAND TOTAL	806 100%	7.5% ▲	+56	GRAND TOTAL	100%	100%

Filings by Division & Code

Division	Case Type Description	Code	Summary	Change	% Change	Absolute Change
Adult	Civil Support	VS	80	▲	+11.1%	+8
	Misdemeanor	CM	76	▼	-17.4%	-16
	Other	OT	42	▼	-20.8%	-11
	Show Cause	SC	38	▼	-25.5%	-13
	Family Abuse - Protective Order	FP	28	▲	+16.7%	+4
	Felony	CF	15	▼	-11.8%	-2
	Capias	CA	6	▼	-14.3%	-1
	Remand Support	RS	2	▼	-81.8%	-9
	Motion - Protective Order	MP	1	▼	-50.0%	-1
	Non-Family Abuse Protective Order	AP	0	▼	-100.0%	-7
	Total		288	▼	-14.3%	-48
Juvenile	Custody Visitation	CV	290	▲	+55.1%	+103
	Misdemeanor	DM	58	▲	+31.8%	+14
	Traffic	T	34	▲	+17.2%	+5
	Status	ST	28	▲	-26.3%	-10
	Abuse and Neglect	AN	23	▼	-14.8%	-4
	Permanency Planning	PH	13	▼	-23.5%	-4
	Truancy	TR	11	▲	+266.7%	+8
	Voluntary Continuing Services and Support Agreen	VA	10	▲	+100.0%	+5
	Felony	DF	9	▲	+125.0%	+5
	Initial Foster Care	IF	8	▲	+300.0%	+6
	Terminate Parental Rights	TP	8	▲	-	+8
	Child In Need of Services	CS	6	▲	-	+6
	Foster Care Review	FC	4	▼	-55.6%	-5
	Paternity	PT	4	▲	-	+4
	Civil Violation	CI	3	▲	+200.0%	+2
	Motion - Protective Order	MP	3	▼	-62.5%	-5
	Remand Custody	RC	3	▼	-87.5%	-21
	Non-Family Abuse Protective Order	AP	1	▼	-66.7%	-2
	Special Immigrant Juvenile Status	SI	1	▲	-	+1
	Temporary Detention Order	TD	1	▼	-75.0%	-3
	Capias	CA	0	▼	-100.0%	-2
	Qualified Residential Treatment	QR	0	▼	-100.0%	-1
Relief of Custody	CR	0	▼	-100.0%	-4	
Remand Visitation	RV	0	▼	-100.0%	-2	
	Total		518	▲	25.1%	+104
GRAND TOTAL			806	▲	7.5%	+56

Filings by Major Case Category**

Category	Summary	Change	% Change	Absolute Change
Adult Criminal	120	▼	-23.1%	-36
Child Dependency	66	▲	+1.5%	+1
Child in Need of Services/Supervision	17	▲	+466.7%	+14
Custody and Visitation	294	▲	+57.2%	+107
Delinquency	67	▲	+34.0%	+17
Juvenile Miscellaneous	28	▲	-26.3%	-10
New to Workload Study	4	▲	+300.0%	+3
Other	48	▼	-48.9%	-46

* Compared to same time period as previous year
 3/11/2024 12:15:49PM

** Case Type Categories are defined in the 2017 Virginia Judicial Workload Assessment
 Source: SCV-SQL-Information

Protective Orders	33	▼	-25.0%	-11
Support	95	▲	+14.5%	+12
Traffic	34	▲	+17.2%	+5
GRAND TOTAL	806	▲	7.5%	+56

2024 Overall GRAND TOTAL		Distribution of Caseload		Change*		Percentage (%) of Caseload			
329 +28 9.3% 		Adult	129	39%	-6.5% ▼	-9	Adult	45.8%	39.2%
		Juvenile	200	61%	22.7% ▲	+37	Juvenile	54.2%	60.8%
		GRAND TOTAL	329	100%	9.3% ▲	+28	GRAND TOTAL	100%	100%

Filings by Division & Code

Division	Case Type Description	Code	Summary	Change	% Change	Absolute Change
Adult	Civil Support	VS	32	▲	+14.3%	+4
	Misdemeanor	CM	31	▲	+6.9%	+2
	Other	OT	16	↔		-
	Show Cause	SC	16	▼	-46.7%	-14
	Capias	CA	10	▼	+42.9%	+3
	Felony	CF	10	▼	-44.4%	-8
	Family Abuse - Protective Order	FP	8	▲	+14.3%	+1
	Remand Support	RS	4	▲	+100.0%	+2
	Motion - Protective Order	MP	2	▲	-	+2
	Violation of Protective Order	PV	0	▼	-100.0%	-1
	Total		129	▼	-6.5%	-9
Juvenile	Custody Visitation	CV	87	▲	+64.2%	+34
	Misdemeanor	DM	25	▲	+8.7%	+2
	Traffic	T	18	▼	-37.9%	-11
	Abuse and Neglect	AN	13	▲	+62.5%	+5
	Status	ST	12	▲	+50.0%	+4
	Mental Commitment	MC	9	↔		-
	Initial Foster Care	IF	8	▲	+300.0%	+6
	Felony	DF	5	▲	+66.7%	+2
	Foster Care Review	FC	5	▲	+25.0%	+1
	Remand Custody	RC	4	▲	+100.0%	+2
	Remand Visitation	RV	4	▲	+100.0%	+2
	Motion - Protective Order	MP	3	▼	-40.0%	-2
	Voluntary Continuing Services and Support Agreem	VA	3	▼	-40.0%	-2
	Child In Need of Services	CS	1	▲	-	+1
	Emergency Custody Order	EC	1	▼	-50.0%	-1
	Permanency Planning	PH	1	▼	-83.3%	-5
	Temporary Detention Order	TD	1	↔		-
	Qualified Residential Treatment	QR	0	▼	-100.0%	-1
	Total		200	▲	22.7%	+37
	GRAND TOTAL		329	▲	9.3%	+28

Filings by Major Case Category**

Category	Summary	Change	% Change	Absolute Change
Adult Criminal	64	▼	-15.8%	-12
Child Dependency	30	▲	+15.4%	+4
Child in Need of Services/Supervision	1	▲	-	+1
Custody and Visitation	87	▲	+64.2%	+34
Delinquency	30	▲	+15.4%	+4
Juvenile Miscellaneous	12	▲	+50.0%	+4
Other	39	▲	+14.7%	+5
Protective Orders	13	▲	+8.3%	+1
Support	35	▼	-5.4%	-2
Traffic	18	▼	-37.9%	-11
	GRAND TOTAL	▲	9.3%	+28

* Compared to same time period as previous year
 3/11/2024 12:15:49PM

** Case Type Categories are defined in the 2017 Virginia Judicial Workload Assessment
 Source: SCV-SQL-Information

2024 Overall GRAND TOTAL		Distribution of Caseload			Change*		Percentage (%) of Caseload		
364 -21 -5.5% 		Adult	188	52%	-8.7% ▼	-18	Adult	53.5%	51.6%
		Juvenile	176	48%	-1.7% ▼	-3	Juvenile	46.5%	48.4%
		GRAND TOTAL	364	100%	-5.5% ▼	-21	GRAND TOTAL	100%	100%

Filings by Division & Code

Division	Case Type Description	Code	Summary	Change	% Change	Absolute Change
Adult	Misdemeanor	CM	44	▲	+57.1%	+16
	Other	OT	35	▼	-5.4%	-2
	Show Cause	SC	28	▼	-45.1%	-23
	Civil Support	VS	27	▼	-34.1%	-14
	Family Abuse - Protective Order	FP	21	▼	-25.0%	-7
	Felony	CF	17	▲	+142.9%	+10
	Capias	CA	5	↔		-
	Motion - Protective Order	MP	5	▲	+25.0%	+1
	Violation of Protective Order	PV	4	↔		-
	Non-Family Abuse Protective Order	AP	1	↔		-
	Remand Support	RS	1	▲		+1
	Total		188	▼	-8.7%	-18
Juvenile	Custody Visitation	CV	107	▲	+3.9%	+4
	Misdemeanor	DM	16	▲	+166.7%	+10
	Truancy	TR	12	▲	+9.1%	+1
	Traffic	T	10	▼	-47.4%	-9
	Paternity	PT	5	↔		-
	Abuse and Neglect	AN	4	▼	-60.0%	-6
	Temporary Detention Order	TD	4	▲	+100.0%	+2
	Foster Care Review	FC	3	↔		-
	Motion - Protective Order	MP	3	▲	+50.0%	+1
	Child In Need of Services	CS	2	↔		-
	Initial Foster Care	IF	2	▲	+100.0%	+1
	Permanency Planning	PH	2	▲	+100.0%	+1
	Status	ST	2	▲	-66.7%	-4
	Felony	DF	1	▼	-50.0%	-1
	Remand Custody	RC	1	▼	-75.0%	-3
	Remand Visitation	RV	1	▲		+1
	Special Immigrant Juvenile Status	SI	1	▲		+1
	Non-Family Abuse Protective Order	AP	0	▼	-100.0%	-2
	Total		176	▼	-1.7%	-3
	GRAND TOTAL		364	▼	-5.5%	-21

Filings by Major Case Category**

Category	Summary	Change	% Change	Absolute Change		
Adult Criminal	89	▲	+2.3%	+2		
Child Dependency	11	▲	-26.7%	-4		
Child in Need of Services/Supervision	14	▲	+7.7%	+1		
Custody and Visitation	112	▲	+3.7%	+4		
Delinquency	17	▲	+112.5%	+9		
Juvenile Miscellaneous	2	▲	-66.7%	-4		
New to Workload Study	1	▲		+1		
Other	42	▲	-2.3%	-1		
Protective Orders	30	▼	-18.9%	-7		
Support	36	▼	-26.5%	-13		
Traffic	10	▼	-47.4%	-9		
	GRAND TOTAL		364	▼	-5.5%	-21

* Compared to same time period as previous year
 3/11/2024 12:15:49PM

** Case Type Categories are defined in the 2017 Virginia Judicial Workload Assessment
 Source: SCV-SQL-Information

2024 Overall GRAND TOTAL		Distribution of Caseload		Change*		Percentage (%) of Caseload		
782 +124 18.8% 	Adult Juvenile GRAND TOTAL	356	46%	15.2% ▲	+47	Adult Juvenile GRAND TOTAL	2023 47.0% 53.0% 100%	2024 45.5% 54.5% 100%
		426	54%	22.1% ▲	+77	18.8% ▲ +124		

Filings by Division & Code

Division	Case Type Description	Code	Summary	Change	% Change	Absolute Change	
Adult	Misdemeanor	CM	100	▲	+72.4%	+42	
	Civil Support	VS	74	▼	-9.8%	-8	
	Other	OT	42	▲	+55.6%	+15	
	Show Cause	SC	42	▼	-10.6%	-5	
	Family Abuse - Protective Order	FP	26	▼	-7.1%	-2	
	Felony	CF	25	▼	-16.7%	-5	
	Capias	CA	20	▲	+17.6%	+3	
	Motion - Protective Order	MP	12	▲	+50.0%	+4	
	Remand Support	RS	9	▲	+50.0%	+3	
	Violation of Protective Order	PV	5	↔		-	
	Restricted License for Non-Support	SL	1	▲	-	+1	
	Non-Family Abuse Protective Order	AP	0	▼	-100.0%	-1	
		Total		356	▲	15.2%	+47
Juvenile	Custody Visitation	CV	255	▲	+28.1%	+56	
	Truancy	TR	21	▲	+61.5%	+8	
	Foster Care Review	FC	17	▲	+54.5%	+6	
	Status	ST	17	▲	+466.7%	+14	
	Misdemeanor	DM	16	▼	-15.8%	-3	
	Abuse and Neglect	AN	14	▼	-54.8%	-17	
	Permanency Planning	PH	14	▲	+366.7%	+11	
	Remand Custody	RC	12	▼	-14.3%	-2	
	Remand Visitation	RV	12	▼	-7.7%	-1	
	Traffic	T	11	↔		-	
	Motion - Protective Order	MP	5	▲	+66.7%	+2	
	Child In Need of Services	CS	4	↔		-	
	Non-Family Abuse Protective Order	AP	4	▲	+100.0%	+2	
	Relief of Custody	CR	4	▲	-	+4	
	Terminate Parental Rights	TP	4	▲	-	+4	
	Paternity	PT	3	▼	-40.0%	-2	
	Entrustment	ET	2	▲	-	+2	
	Initial Foster Care	IF	2	▼	-66.7%	-4	
	Temporary Detention Order	TD	2	▲	+100.0%	+1	
	Voluntary Continuing Services and Support Agreem	VA	2	▼	-66.7%	-4	
	Emancipation	EP	1	▲	-	+1	
	Emergency Custody Order	EC	1	▲	-	+1	
	Felony	DF	1	▼	-66.7%	-2	
	Other	OT	1	▲	-	+1	
	Show Cause	SC	1	▲	-	+1	
	Family Abuse - Protective Order	FP	0	▼	-100.0%	-1	
	Juvenile Support	JS	0	▼	-100.0%	-1	
		Total		426	▲	22.1%	+77
	GRAND TOTAL			782	▲	18.8%	+124

Filings by Major Case Category**

Category	Summary	Change	% Change	Absolute Change
Adult Criminal	180	▲	+24.1%	+35
Child Dependency	59	▲	+3.5%	+2
Child in Need of Services/Supervision	25	▲	+47.1%	+8
Custody and Visitation	258	▼	+26.5%	+54

* Compared to same time period as previous year
 3/11/2024 12:15:49PM

** Case Type Categories are defined in the 2017 Virginia Judicial Workload Assessment
 Source: SCV-SQL-Information

CPSS - JCMS CASELOAD STATISTICS OF THE JUVENILE & DOMESTIC RELATIONS DISTRICT COURTS
 January 2024 thru February 2024 Filings (Compared to January 2023 thru February 2023)

Delinquency	18	▲	-18.2%	-4
Juvenile Miscellaneous	18	▲	+500.0%	+15
Other	79	▲	+29.5%	+18
Protective Orders	47	▲	+9.3%	+4
Support	87	▲	-8.4%	-8
Traffic	11	↔		0
GRAND TOTAL	782	▲	18.8%	+124

2024 Overall GRAND TOTAL		Distribution of Caseload		Change*		Percentage (%) of Caseload			
543 +61 12.7% 		Adult	258	48%	0.8% ▲	+2	Adult	53.1%	47.5%
		Juvenile	285	52%	26.1% ▲	+59	Juvenile	46.9%	52.5%
		GRAND TOTAL	543	100%	12.7% ▲	+61	GRAND TOTAL	100%	100%

Filings by Division & Code

Division	Case Type Description	Code	Summary	Change	% Change	Absolute Change
Adult	Civil Support	VS	89	▲	+27.1%	+19
	Show Cause	SC	57	▲	+29.5%	+13
	Misdemeanor	CM	34	▼	-35.8%	-19
	Other	OT	30	▼	-26.8%	-11
	Family Abuse - Protective Order	FP	21	▼	-12.5%	-3
	Felony	CF	14	▲	+16.7%	+2
	Capias	CA	10	↔		-
	Motion - Protective Order	MP	2	▲	+100.0%	+1
	Non-Family Abuse Protective Order	AP	1	▲	-	+1
	Restricted License for Non-Support	SL	0	▼	-100.0%	-1
	Total		258	▲	0.8%	+2
Juvenile	Custody Visitation	CV	190	▲	+37.7%	+52
	Misdemeanor	DM	21	↔		-
	Traffic	T	17	▲	+54.5%	+6
	Abuse and Neglect	AN	10	↔		-
	Truancy	TR	9	▲	+50.0%	+3
	Foster Care Review	FC	7	▲	+40.0%	+2
	Status	ST	7	▼	-53.3%	-8
	Motion - Protective Order	MP	5	▲	+150.0%	+3
	Initial Foster Care	IF	4	▲	-	+4
	Non-Family Abuse Protective Order	AP	4	▲	+100.0%	+2
	Temporary Detention Order	TD	3	↔		-
	Child In Need of Services	CS	2	▼	-33.3%	-1
	Felony	DF	2	▲	+100.0%	+1
	Paternity	PT	2	▼	-66.7%	-4
	Permanency Planning	PH	1	▼	-50.0%	-1
	Voluntary Continuing Services and Support Agree	VA	1	▲	-	+1
	Terminate Parental Rights	TP	0	▼	-100.0%	-1
		Total		285	▲	26.1%
	GRAND TOTAL		543	▲	12.7%	+61

Filings by Major Case Category**

Category	Summary	Change	% Change	Absolute Change
Adult Criminal	103	▲	+12.0%	+11
Child Dependency	23	▲	+27.8%	+5
Child in Need of Services/Supervision	11	▲	+22.2%	+2
Custody and Visitation	192	▼	+33.3%	+48
Delinquency	23	▲	+4.5%	+1
Juvenile Miscellaneous	7	▼	-53.3%	-8
Other	33	▼	-25.0%	-11
Protective Orders	33	▲	+13.8%	+4
Support	101	▼	+3.1%	+3
Traffic	17	▲	+54.5%	+6
	GRAND TOTAL	▲	12.7%	+61

* Compared to same time period as previous year
 3/11/2024 12:15:49PM

** Case Type Categories are defined in the 2017 Virginia Judicial Workload Assessment
 Source: SCV-SQL-Information

2024 Overall GRAND TOTAL		Distribution of Caseload		Change*		Percentage (%) of Caseload			
1,182	+114 10.7%	Adult	612	52%	24.6% ▲	+121	Adult	46.0%	51.8%
2024		Juvenile	570	48%	-1.2% ▼	-7	Juvenile	54.0%	48.2%
2023		GRAND TOTAL	1,182	100%	10.7% ▲	+114	GRAND TOTAL	100%	100%

Filings by Division & Code

Division	Case Type Description	Code	Summary	Change	% Change	Absolute Change
Adult	Misdemeanor	CM	160	▲	+33.3%	+40
	Show Cause	SC	106	▲	+21.8%	+19
	Other	OT	103	▲	+10.8%	+10
	Civil Support	VS	99	▲	+39.4%	+28
	Felony	CF	64	▲	+82.9%	+29
	Family Abuse - Protective Order	FP	45	▲	+15.4%	+6
	Capias	CA	20	▼	-47.4%	-18
	Motion - Protective Order	MP	12	▲	+140.0%	+7
	Non-Family Abuse Protective Order	AP	2	↔	-	-
	Restricted License for Non-Support	SL	1	▲	-	+1
	Remand Support	RS	0	▼	-100.0%	-1
	Total		612	▲	24.6%	+121
Juvenile	Custody Visitation	CV	222	▼	-8.6%	-21
	Misdemeanor	DM	70	▲	+29.6%	+16
	Terminate Parental Rights	TP	49	▲	+69.0%	+20
	Permanency Planning	PH	33	▼	-2.9%	-1
	Foster Care Review	FC	30	▼	-18.9%	-7
	Entrustment	ET	25	▲	+733.3%	+22
	Abuse and Neglect	AN	21	▼	-40.0%	-14
	Initial Foster Care	IF	15	▲	+36.4%	+4
	Truancy	TR	14	▼	-36.4%	-8
	Child at Risk	RI	13	▲	+116.7%	+7
	Child In Need of Services	CS	10	▲	+66.7%	+4
	Felony	DF	10	▼	-33.3%	-5
	Mental Commitment	MC	10	▼	-9.1%	-1
	Traffic	T	10	▼	-9.1%	-1
	Emergency Custody Order	EC	7	▼	-53.3%	-8
	Paternity	PT	7	▼	-56.3%	-9
	Temporary Detention Order	TD	6	↔	-	-
	Voluntary Continuing Services and Support Agree	VA	6	▲	+100.0%	+3
	Motion - Protective Order	MP	4	▲	-	+4
	Non-Family Abuse Protective Order	AP	2	▲	-	+2
	Remand Custody	RC	2	▲	-	+2
	Status	ST	2	▼	-50.0%	-2
	Other	OT	1	▼	-80.0%	-4
	Remand Visitation	RV	1	▲	-	+1
	Civil Violation	CI	0	▼	-100.0%	-1
	Qualified Residential Treatment	QR	0	▼	-100.0%	-2
	Special Immigrant Juvenile Status	SI	0	▼	-100.0%	-8
	Total		570	▼	-1.2%	-7
GRAND TOTAL			1,182	▲	10.7%	+114

Filings by Major Case Category**

Category	Summary	Change	% Change	Absolute Change
Adult Criminal	325	▲	+32.1%	+79
Child Dependency	192	▲	+20.0%	+32
Child in Need of Services/Supervision	24	▲	-14.3%	-4
Custody and Visitation	229	▼	-11.6%	-30
Delinquency	80	▼	+15.9%	+11

* Compared to same time period as previous year
 3/11/2024 12:15:49PM

** Case Type Categories are defined in the 2017 Virginia Judicial Workload Assessment
 Source: SCV-SQL-Information

Juvenile Miscellaneous	2	▼	-50.0%	-2
New to Workload Study	0	▼	-100.0%	-9
Other	130	▲	-0.8%	-1
Protective Orders	65	▲	+41.3%	+19
Support	125	▲	+19.0%	+20
Traffic	10	▼	-9.1%	-1
GRAND TOTAL	1,182	▲	10.7%	+114

2024 Overall GRAND TOTAL		Distribution of Caseload		Change*		Percentage (%) of Caseload		
270 +77 39.9% 	Adult Juvenile GRAND TOTAL	186	69%	53.7% ▲	+65	Adult Juvenile GRAND TOTAL	2023 62.7% 37.3% 100%	2024 68.9% 31.1% 100%
		84	31%	16.7% ▲	+12	2023 62.7% 37.3% 100%	2024 68.9% 31.1% 100%	
		270	100%	39.9% ▲	+77			

Filings by Division & Code

Division	Case Type Description	Code	Summary	Change	% Change	Absolute Change
Adult	Misdemeanor	CM	124	▲	+785.7%	+110
	Show Cause	SC	22	▲	+4.8%	+1
	Civil Support	VS	15	▲	+50.0%	+5
	Other	OT	12	▲	+9.1%	+1
	Family Abuse - Protective Order	FP	4	▼	-50.0%	-4
	Motion - Protective Order	MP	3	▲	-	+3
	Felony	CF	2	▼	-96.1%	-49
	Non-Family Abuse Protective Order	AP	2	▲	+100.0%	+1
	Capias	CA	1	▼	-75.0%	-3
	Violation of Protective Order	PV	1	↔	-	-
Total			186	▲	53.7%	+65
Juvenile	Custody Visitation	CV	52	▲	+100.0%	+26
	Misdemeanor	DM	8	▼	-42.9%	-6
	Permanency Planning	PH	5	▼	-50.0%	-5
	Motion - Protective Order	MP	3	▲	+200.0%	+2
	Status	ST	3	▼	-25.0%	-1
	Truancy	TR	3	▲	-	+3
	Abuse and Neglect	AN	2	▼	-50.0%	-2
	Traffic	T	2	▼	-50.0%	-2
	Entrustment	ET	1	▲	-	+1
	Mental Commitment	MC	1	▲	-	+1
	Other	OT	1	▲	-	+1
	Paternity	PT	1	▲	-	+1
	Temporary Detention Order	TD	1	▲	-	+1
	Terminate Parental Rights	TP	1	▲	-	+1
	Child In Need of Services	CS	0	▼	-100.0%	-1
	Civil Violation	CI	0	▼	-100.0%	-1
	Felony	DF	0	▼	-100.0%	-2
	Foster Care Review	FC	0	▼	-100.0%	-2
	Qualified Residential Treatment	QR	0	▼	-100.0%	-1
	Relief of Custody	CR	0	▼	-100.0%	-2
Total			84	▲	16.7%	+12
GRAND TOTAL			270	▲	39.9%	+77

Filings by Major Case Category**

Category	Summary	Change	% Change	Absolute Change
Adult Criminal	146	▲	+64.0%	+57
Child Dependency	9	▲	-52.6%	-10
Child in Need of Services/Supervision	3	▲	+200.0%	+2
Custody and Visitation	53	▲	+103.8%	+27
Delinquency	8	▼	-50.0%	-8
Juvenile Miscellaneous	3	▼	-25.0%	-1
New to Workload Study	0	▼	-100.0%	-1
Other	15	▲	+36.4%	+4
Protective Orders	12	▲	+20.0%	+2
Support	19	▲	+58.3%	+7
Traffic	2	▼	-50.0%	-2

* Compared to same time period as previous year
 3/11/2024 12:15:49PM

** Case Type Categories are defined in the 2017 Virginia Judicial Workload Assessment
 Source: SCV-SQL-Information

GRAND TOTAL

270

▲

39.9%

+77

2024 Overall GRAND TOTAL		Distribution of Caseload			Change*		Percentage (%) of Caseload		
255	-34 -11.8%	Adult	167	65%	-13.9% ▼	-27	Adult	67.1%	65.5%
2024		Juvenile	88	35%	-7.4% ▼	-7	Juvenile	32.9%	34.5%
2023		GRAND TOTAL	255	100%	-11.8% ▼	-34	GRAND TOTAL	100%	100%

Filings by Division & Code

Division	Case Type Description	Code	Summary	Change	% Change	Absolute Change
Adult	Misdemeanor	CM	39	▼	-33.9%	-20
	Show Cause	SC	30	▲	+36.4%	+8
	Felony	CF	25	▲	+4.2%	+1
	Other	OT	24	▼	-29.4%	-10
	Civil Support	VS	21	▼	-32.3%	-10
	Family Abuse - Protective Order	FP	13	▲	+44.4%	+4
	Capias	CA	6	▼	-14.3%	-1
	Violation of Protective Order	PV	3	▲	+200.0%	+2
	Motion - Protective Order	MP	2	▲	+100.0%	+1
	Remand Support	RS	2	▼	-33.3%	-1
	Protective Order	PC	1	▲	-	+1
	Restricted License for Non-Support	SL	1	↔	-	-
	Non-Family Abuse Protective Order	AP	0	▼	-100.0%	-2
	Total		167	▼	-13.9%	-27
Juvenile	Custody Visitation	CV	49	▲	+11.4%	+5
	Status	ST	9	▲	+800.0%	+8
	Traffic	T	9	▲	+200.0%	+6
	Misdemeanor	DM	6	▲	+50.0%	+2
	Remand Custody	RC	3	▼	-50.0%	-3
	Truancy	TR	3	▼	-25.0%	-1
	Non-Family Abuse Protective Order	AP	2	▲	+100.0%	+1
	Emergency Custody Order	EC	1	↔	-	-
	Felony	DF	1	▼	-75.0%	-3
	Motion - Protective Order	MP	1	▲	-	+1
	Other	OT	1	▲	-	+1
	Paternity	PT	1	▲	-	+1
	Relief of Custody	CR	1	▲	-	+1
	Temporary Detention Order	TD	1	↔	-	-
	Abuse and Neglect	AN	0	▼	-100.0%	-6
	Child In Need of Services	CS	0	▼	-100.0%	-2
	Permanency Planning	PH	0	▼	-100.0%	-11
	Show Cause	SC	0	▼	-100.0%	-1
	Terminate Parental Rights	TP	0	▼	-100.0%	-6
	Total		88	▼	-7.4%	-7
GRAND TOTAL			255	▼	-11.8%	-34

Filings by Major Case Category**

Category	Summary	Change	% Change	Absolute Change
Adult Criminal	92	▲	-13.2%	-14
Child Dependency	1	▲	-95.7%	-22
Child in Need of Services/Supervision	3	▼	-50.0%	-3
Custody and Visitation	50	▲	+13.6%	+6
Delinquency	7	▼	-22.2%	-2
Juvenile Miscellaneous	9	▲	+800.0%	+8
Other	32	▲	-28.9%	-13
Protective Orders	18	▲	+38.5%	+5
Support	34	▲	-12.8%	-5
Traffic	9	▲	+200.0%	+6

* Compared to same time period as previous year
 3/11/2024 12:15:49PM

** Case Type Categories are defined in the 2017 Virginia Judicial Workload Assessment
 Source: SCV-SQL-Information

GRAND TOTAL

255



-11.8%

-34

2024 Overall GRAND TOTAL		Distribution of Caseload		Change*		Percentage (%) of Caseload		
719	+137 23.5%	Adult	353 49%	16.5% ▲	+50	Adult	52.1%	49.1%
2024		Juvenile	366 51%	31.2% ▲	+87	Juvenile	47.9%	50.9%
2023		GRAND TOTAL	719 100%	23.5% ▲	+137	GRAND TOTAL	100%	100%

Filings by Division & Code

Division	Case Type Description	Code	Summary	Change	% Change	Absolute Change
Adult	Civil Support	VS	91	▲	+62.5%	+35
	Misdemeanor	CM	65	▲	+22.6%	+12
	Show Cause	SC	59	▲	+11.3%	+6
	Other	OT	47	▲	-	-
	Felony	CF	35	▲	+40.0%	+10
	Family Abuse - Protective Order	FP	22	▼	-26.7%	-8
	Capias	CA	19	▼	-20.8%	-5
	Motion - Protective Order	MP	10	▲	+11.1%	+1
	Non-Family Abuse Protective Order	AP	4	▲	+100.0%	+2
	Remand Support	RS	1	▼	-66.7%	-2
	Restricted License for Non-Support	SL	0	▼	-100.0%	-1
	Total		353	▲	16.5%	+50
Juvenile	Custody Visitation	CV	214	▲	+79.8%	+95
	Misdemeanor	DM	35	▼	-14.6%	-6
	Felony	DF	21	▲	+110.0%	+11
	Foster Care Review	FC	16	▼	-36.0%	-9
	Traffic	T	14	▼	-39.1%	-9
	Abuse and Neglect	AN	13	▲	+62.5%	+5
	Emergency Custody Order	EC	10	▲	+66.7%	+4
	Truancy	TR	9	▼	-18.2%	-2
	Motion - Protective Order	MP	7	▲	+75.0%	+3
	Temporary Detention Order	TD	7	▲	+75.0%	+3
	Permanency Planning	PH	6	▲	+20.0%	+1
	Initial Foster Care	IF	3	▼	-50.0%	-3
	Paternity	PT	3	▲	+200.0%	+2
	Voluntary Continuing Services and Support Agree	VA	3	▲	-	+3
	Child In Need of Services	CS	1	▼	-66.7%	-2
	Non-Family Abuse Protective Order	AP	1	▼	-50.0%	-1
	Other	OT	1	▲	-	-
	Status	ST	1	▼	-66.7%	-2
	Terminate Parental Rights	TP	1	▼	-50.0%	-1
	Capias	CA	0	▼	-100.0%	-1
	Qualified Residential Treatment	QR	0	▼	-100.0%	-2
	Show Cause	SC	0	▼	-100.0%	-1
	Special Immigrant Juvenile Status	SI	0	▼	-100.0%	-1
	Total		366	▲	31.2%	+87
GRAND TOTAL			719	▲	23.5%	+137

Filings by Major Case Category**

Category	Summary	Change	% Change	Absolute Change
Adult Criminal	153	▲	+7.7%	+11
Child Dependency	42	▲	-12.5%	-6
Child in Need of Services/Supervision	10	▼	-28.6%	-4
Custody and Visitation	217	▲	+80.8%	+97
Delinquency	56	▼	+5.7%	+3
Juvenile Miscellaneous	2	▲	-33.3%	-1
New to Workload Study	0	▼	-100.0%	-1
Other	65	▲	+6.6%	+4

* Compared to same time period as previous year
 3/11/2024 12:15:49PM

** Case Type Categories are defined in the 2017 Virginia Judicial Workload Assessment
 Source: SCV-SQL-Information

CPSS - JCMS CASELOAD STATISTICS OF THE JUVENILE & DOMESTIC RELATIONS DISTRICT COURTS
 January 2024 thru February 2024 Filings (Compared to January 2023 thru February 2023)

Augusta

District: 25 FIPS: 015

Protective Orders	44	▲	-6.4%	-3
Support	116	▲	+65.7%	+46
Traffic	14	▼	-39.1%	-9
GRAND TOTAL	719	▲	23.5%	+137

* Compared to same time period as previous year
 3/11/2024 12:15:49PM

** Case Type Categories are defined in the 2017 Virginia Judicial Workload Assessment
 Source: SCV-SQL-Information

2024 Overall GRAND TOTAL		Distribution of Caseload		Change*		Percentage (%) of Caseload			
20	-24 -54.5%	Adult	16 80%	-15.8%	▼	-3	Adult	43.2%	80.0%
2024		Juvenile	4 20%	-84.0%	▼	-21	Juvenile	56.8%	20.0%
2023		GRAND TOTAL	20 100%	-54.5%	▼	-24	GRAND TOTAL	100%	100%

Filings by Division & Code

Division	Case Type Description	Code	Summary	Change	% Change	Absolute Change
Adult	Other	OT	6	▲	+200.0%	+4
	Misdemeanor	CM	3	▼	-66.7%	-6
	Civil Support	VS	2	▼	-33.3%	-1
	Family Abuse - Protective Order	FP	2	▲	+100.0%	+1
	Felony	CF	1	▼	-50.0%	-1
	Motion - Protective Order	MP	1	▲	-	+1
	Show Cause	SC	1	↔	-	-
	Capias	CA	0	▼	-100.0%	-1
	Total		16	▼	-15.8%	-3
Juvenile	Custody Visitation	CV	4	▼	-42.9%	-3
	Abuse and Neglect	AN	0	▼	-100.0%	-2
	Civil Violation	CI	0	▼	-100.0%	-1
	Felony	DF	0	▼	-100.0%	-1
	Misdemeanor	DM	0	▼	-100.0%	-1
	Traffic	T	0	▼	-100.0%	-12
	Truancy	TR	0	▼	-100.0%	-1
	Total		4	▼	-84.0%	-21
GRAND TOTAL			20	▼	-54.5%	-24

Filings by Major Case Category**

Category	Summary	Change	% Change	Absolute Change
Adult Criminal	4	▼	-66.7%	-8
Child Dependency	0	▼	-100.0%	-2
Child in Need of Services/Supervision	0	▼	-100.0%	-1
Custody and Visitation	4	▼	-42.9%	-3
Delinquency	0	▼	-100.0%	-2
New to Workload Study	0	▼	-100.0%	-1
Other	6	▲	+200.0%	+4
Protective Orders	3	▲	+200.0%	+2
Support	3	▼	-25.0%	-1
Traffic	0	▼	-100.0%	-12
GRAND TOTAL	20	▼	-54.5%	-24

* Compared to same time period as previous year
 3/11/2024 12:15:49PM

** Case Type Categories are defined in the 2017 Virginia Judicial Workload Assessment
 Source: SCV-SQL-Information

2024 Overall GRAND TOTAL		Distribution of Caseload			Change*		Percentage (%) of Caseload				
203 -28 -12.1% 	Adult	87	43%	-22.3%	▼	-25	Adult	2023	48.5%	2024	42.9%
	Juvenile	116	57%	-2.5%	▼	-3	Juvenile	51.5%	57.1%		
GRAND TOTAL		203	100%	-12.1%	▼	-28	GRAND TOTAL	100%	100%		

Filings by Division & Code

Division	Case Type Description	Code	Summary	Change	% Change	Absolute Change
Adult	Civil Support	VS	23	▲	+53.3%	+8
	Misdemeanor	CM	18	▼	-41.9%	-13
	Other	OT	16	▼	-20.0%	-4
	Felony	CF	9	▼	-35.7%	-5
	Remand Support	RS	7	▼	-30.0%	-3
	Family Abuse - Protective Order	FP	5	▼	-28.6%	-2
	Show Cause	SC	5	▼	-28.6%	-2
	Motion - Protective Order	MP	2	↔		-
	Capias	CA	1	▼	-80.0%	-4
	Non-Family Abuse Protective Order	AP	1	▲	-	+1
	Criminal Support	CS	0	▼	-100.0%	-1
	Total			87	▼	-22.3%
Juvenile	Custody Visitation	CV	38	▼	-9.5%	-4
	Traffic	T	24	▲	+41.2%	+7
	Remand Custody	RC	19	▲	+58.3%	+7
	Remand Visitation	RV	16	▲	+23.1%	+3
	Misdemeanor	DM	7	▼	-50.0%	-7
	Emergency Custody Order	EC	4	▲	+100.0%	+2
	Civil Violation	CI	2	↔		-
	Felony	DF	2	▼	-60.0%	-3
	Child In Need of Services	CS	1	↔		-
	Initial Foster Care	IF	1	▲	-	+1
	Mental Commitment	MC	1	▲	-	+1
	Temporary Detention Order	TD	1	↔		-
	Abuse and Neglect	AN	0	▼	-100.0%	-2
	Foster Care Review	FC	0	▼	-100.0%	-1
	Motion - Protective Order	MP	0	▼	-100.0%	-1
	Permanency Planning	PH	0	▼	-100.0%	-1
	Show Cause	SC	0	▼	-100.0%	-1
	Truancy	TR	0	▼	-100.0%	-4
Total			116	▼	-2.5%	-3
GRAND TOTAL			203	▼	-12.1%	-28

Filings by Major Case Category**

Category	Summary	Change	% Change	Absolute Change		
Adult Criminal	31	▼	-40.4%	-21		
Child Dependency	1	▲	-75.0%	-3		
Child in Need of Services/Supervision	1	▼	-80.0%	-4		
Custody and Visitation	38	▼	-9.5%	-4		
Delinquency	9	▼	-55.0%	-11		
New to Workload Study	2	↔		0		
Other	64	▲	+10.3%	+6		
Protective Orders	8	▲	-20.0%	-2		
Support	25	▼	+19.0%	+4		
Traffic	24	▲	+41.2%	+7		
GRAND TOTAL			203	▼	-12.1%	-28

* Compared to same time period as previous year
 3/11/2024 12:15:49PM

** Case Type Categories are defined in the 2017 Virginia Judicial Workload Assessment
 Source: SCV-SQL-Information

2024 Overall GRAND TOTAL		Distribution of Caseload		Change*		Percentage (%) of Caseload		
74	+1 1.4%	Adult	43 58%	-21.8% ▼	-12	Adult	2023 75.3%	2024 58.1%
2024		Juvenile	31 42%	72.2% ▲	+13	Juvenile	24.7%	41.9%
2023		GRAND TOTAL	74 100%	1.4% ▲	+1	GRAND TOTAL	100%	100%

Filings by Division & Code

Division	Case Type Description	Code	Summary	Change	% Change	Absolute Change
Adult	Misdemeanor	CM	17	▲	+13.3%	+2
	Civil Support	VS	8	▲	+33.3%	+2
	Show Cause	SC	6	▲	+50.0%	+2
	Other	OT	5	▼	-58.3%	-7
	Family Abuse - Protective Order	FP	4	▼	-50.0%	-4
	Felony	CF	3	▼	-40.0%	-2
	Motion - Protective Order	MP	0	▼	-100.0%	-3
	Non-Family Abuse Protective Order	AP	0	▼	-100.0%	-2
	Total		43	▼	-21.8%	-12
Juvenile	Custody Visitation	CV	10	▼	-28.6%	-4
	Permanency Planning	PH	5	▲	-	+5
	Motion - Protective Order	MP	4	▲	-	+4
	Abuse and Neglect	AN	3	▲	-	+3
	Remand Custody	RC	3	▲	-	+3
	Truancy	TR	3	▲	+200.0%	+2
	Child In Need of Services	CS	1	▲	-	+1
	Foster Care Review	FC	1	▲	-	+1
	Status	ST	1	▲	-	-
	Misdemeanor	DM	0	▼	-100.0%	-1
	Traffic	T	0	▼	-100.0%	-1
		Total		31	▲	72.2%
	GRAND TOTAL		74	▲	1.4%	+1

Filings by Major Case Category**

Category	Summary	Change	% Change	Absolute Change
Adult Criminal	21	▼		0
Child Dependency	9	▲	-	+9
Child in Need of Services/Supervision	4	▲	+300.0%	+3
Custody and Visitation	10	▼	-28.6%	-4
Delinquency	0	▼	-100.0%	-1
Juvenile Miscellaneous	1	▲		0
Other	8	▲	-33.3%	-4
Protective Orders	8	▲	-38.5%	-5
Support	13	▲	+44.4%	+4
Traffic	0	▼	-100.0%	-1
	GRAND TOTAL		1.4%	+1

* Compared to same time period as previous year
 3/11/2024 12:15:49PM

** Case Type Categories are defined in the 2017 Virginia Judicial Workload Assessment
 Source: SCV-SQL-Information

2024 Overall GRAND TOTAL		Distribution of Caseload		Change*		Percentage (%) of Caseload		
40 -11 -21.6% 	Adult	22	55%	0.0%	0	Adult	2023	2024
	Juvenile	18	45%	-37.9% ▼	-11	Juvenile	43.1%	55.0%
GRAND TOTAL		40	100%	-21.6% ▼	-11	GRAND TOTAL	100%	100%

Filings by Division & Code

Division	Case Type Description	Code	Summary	Change	% Change	Absolute Change
Adult	Civil Support	VS	6	▼	-14.3%	-1
	Felony	CF	5	▲	+400.0%	+4
	Other	OT	4	▲	+33.3%	+1
	Show Cause	SC	3	▲	+200.0%	+2
	Misdemeanor	CM	2	▼	-75.0%	-6
	Motion - Protective Order	MP	1	↔		-
	Non-Family Abuse Protective Order	AP	1	▲	-	+1
	Family Abuse - Protective Order	FP	0	▼	-100.0%	-1
Total			22		0.0%	0
Juvenile	Custody Visitation	CV	9	▼	-52.6%	-10
	Traffic	T	4	▲	+300.0%	+3
	Initial Foster Care	IF	3	▲	+200.0%	+2
	Temporary Detention Order	TD	1	▲	-	+1
	Truancy	TR	1	▼	-50.0%	-1
	Abuse and Neglect	AN	0	▼	-100.0%	-2
	Permanency Planning	PH	0	▼	-100.0%	-2
	Qualified Residential Treatment	QR	0	▼	-100.0%	-1
	Voluntary Continuing Services and Support Agreem	VA	0	▼	-100.0%	-1
Total			18	▼	-37.9%	-11
GRAND TOTAL			40	▼	-21.6%	-11

Filings by Major Case Category**

Category	Summary	Change	% Change	Absolute Change	
Adult Criminal	10	▲		0	
Child Dependency	3	▼	-57.1%	-4	
Child in Need of Services/Supervision	1	▼	-50.0%	-1	
Custody and Visitation	9	▼	-52.6%	-10	
Other	5	▲	+66.7%	+2	
Protective Orders	2	▲		0	
Support	6	▼	-14.3%	-1	
Traffic	4	▲	+300.0%	+3	
GRAND TOTAL		40	▼	-21.6%	-11

* Compared to same time period as previous year
 3/11/2024 12:15:49PM

** Case Type Categories are defined in the 2017 Virginia Judicial Workload Assessment
 Source: SCV-SQL-Information

2024 Overall GRAND TOTAL		Distribution of Caseload		Change*		Percentage (%) of Caseload		
15 -14 -48.3% 	Adult	11	73%	-42.1%	▼	-8	2023	2024
	Juvenile	4	27%	-60.0%	▼	-6	65.5%	73.3%
GRAND TOTAL		15	100%	-48.3%	▼	-14	GRAND TOTAL	100%
							34.5%	26.7%
							GRAND TOTAL	100%

Filings by Division & Code

Division	Case Type Description	Code	Summary	Change	% Change	Absolute Change
Adult	Misdemeanor	CM	3	▼	-75.0%	-9
	Show Cause	SC	2	▲	+100.0%	+1
	Capias	CA	1	▲	-	+1
	Civil Support	VS	1	▲	-	+1
	Felony	CF	1	▼	-50.0%	-1
	Non-Family Abuse Protective Order	AP	1	▲	-	+1
	Other	OT	1	▼	-66.7%	-2
	Remand Support	RS	1	▲	-	+1
	Family Abuse - Protective Order	FP	0	▼	-100.0%	-1
	Total			11	▼	-42.1%
Juvenile	Remand Custody	RC	2	▲	-	+2
	Remand Visitation	RV	2	▲	-	+2
	Custody Visitation	CV	0	▼	-100.0%	-2
	Misdemeanor	DM	0	▼	-100.0%	-6
	Traffic	T	0	▼	-100.0%	-2
	Total			4	▼	-60.0%
GRAND TOTAL			15	▼	-48.3%	-14

Filings by Major Case Category**

Category	Summary	Change	% Change	Absolute Change
Adult Criminal	6	▲	-57.1%	-8
Custody and Visitation	0	▼	-100.0%	-2
Delinquency	0	▼	-100.0%	-6
Other	6	▲	+100.0%	+3
Protective Orders	1	▲	-	0
Support	2	▲	+100.0%	+1
Traffic	0	▼	-100.0%	-2
GRAND TOTAL	15	▼	-48.3%	-14

* Compared to same time period as previous year
 3/11/2024 12:15:49PM

** Case Type Categories are defined in the 2017 Virginia Judicial Workload Assessment
 Source: SCV-SQL-Information

2024 Overall GRAND TOTAL		Distribution of Caseload		Change*		Percentage (%) of Caseload		
188 +4 2.2% 	Adult	92	49%	-14.0%	▼	-15	2023	58.2%
	Juvenile	96	51%	24.7%	▲	+19	2024	48.9%
GRAND TOTAL		188	100%	2.2%	▲	+4	GRAND TOTAL	100%

Filings by Division & Code

Division	Case Type Description	Code	Summary	Change	% Change	Absolute Change
Adult	Other	OT	20	▼	-9.1%	-2
	Civil Support	VS	19	↔		-
	Misdemeanor	CM	19	▼	-26.9%	-7
	Show Cause	SC	12	▲	+33.3%	+3
	Family Abuse - Protective Order	FP	10	↔		-
	Felony	CF	7	▼	-41.7%	-5
	Motion - Protective Order	MP	2	▲	-	+2
	Capias	CA	1	▼	-85.7%	-6
	Non-Family Abuse Protective Order	AP	1	▲	-	+1
	Remand Support	RS	1	▼	-50.0%	-1
	Total		92	▼	-14.0%	-15
Juvenile	Custody Visitation	CV	61	▲	+103.3%	+31
	Misdemeanor	DM	14	▲	+40.0%	+4
	Abuse and Neglect	AN	6	▼	-33.3%	-3
	Foster Care Review	FC	3	↔		-
	Traffic	T	3	▼	-40.0%	-2
	Felony	DF	2	▼	-60.0%	-3
	Show Cause	SC	2	▲	-	+2
	Child In Need of Services	CS	1	↔		-
	Paternity	PT	1	↔		-
	Permanency Planning	PH	1	▼	-50.0%	-1
	Relief of Custody	CR	1	▲	-	+1
	Truancy	TR	1	▼	-66.7%	-2
	Motion - Protective Order	MP	0	▼	-100.0%	-4
	Non-Family Abuse Protective Order	AP	0	▼	-100.0%	-1
	Qualified Residential Treatment	QR	0	▼	-100.0%	-2
	Status	ST	0	▼	-100.0%	-1
	Total		96	▲	24.7%	+19
GRAND TOTAL			188	▲	2.2%	+4

Filings by Major Case Category**

Category	Summary	Change	% Change	Absolute Change	
Adult Criminal	30	▼	-38.8%	-19	
Child Dependency	11	▲	-31.3%	-5	
Child in Need of Services/Supervision	2	▼	-50.0%	-2	
Custody and Visitation	62	▲	+100.0%	+31	
Delinquency	18	▲	+20.0%	+3	
Juvenile Miscellaneous	0	▼	-100.0%	-1	
Other	21	▼	-12.5%	-3	
Protective Orders	13	▲	-13.3%	-2	
Support	28	▲	+16.7%	+4	
Traffic	3	▼	-40.0%	-2	
GRAND TOTAL		188	▲	2.2%	+4

2024 Overall GRAND TOTAL		Distribution of Caseload		Change*		Percentage (%) of Caseload			
404 +136 50.7% 		Adult	227	56%	57.6% ▲	+83	Adult	53.7%	56.2%
		Juvenile	177	44%	42.7% ▲	+53	Juvenile	46.3%	43.8%
GRAND TOTAL		404	100%	50.7% ▲	+136	GRAND TOTAL	100%	100%	

Filings by Division & Code

Division	Case Type Description	Code	Summary	Change	% Change	Absolute Change
Adult	Felony	CF	95	▲	+458.8%	+78
	Show Cause	SC	39	▲	+290.0%	+29
	Misdemeanor	CM	28	▼	-15.2%	-5
	Civil Support	VS	25	▲	+13.6%	+3
	Other	OT	17	▼	-37.0%	-10
	Capias	CA	10	▼	-47.4%	-9
	Family Abuse - Protective Order	FP	8	▼	-38.5%	-5
	Motion - Protective Order	MP	2	▼	-33.3%	-1
	Remand Support	RS	1	▲	-	+1
	Restricted License for Non-Support	SL	1	▲	-	+1
	Violation of Protective Order	PV	1	▲	-	+1
Total			227	▲	57.6%	+83
Juvenile	Custody Visitation	CV	71	▲	+1.4%	+1
	Misdemeanor	DM	18	▲	+80.0%	+8
	Abuse and Neglect	AN	14	▲	+1,300.0%	+13
	Foster Care Review	FC	13	▲	+18.2%	+2
	Mental Commitment	MC	12	▼	-7.7%	-1
	Terminate Parental Rights	TP	8	▲	+300.0%	+6
	Felony	DF	7	▲	+250.0%	+5
	Permanency Planning	PH	5	▼	-16.7%	-1
	Paternity	PT	4	▲	-	+4
	Initial Foster Care	IF	3	▲	+50.0%	+1
	Motion - Protective Order	MP	3	▲	-	+3
	Remand Custody	RC	3	▲	-	+3
	Remand Visitation	RV	3	▲	-	+3
	Traffic	T	3	▼	-40.0%	-2
	Child In Need of Services	CS	2	▲	-	+2
	Special Immigrant Juvenile Status	SI	2	▲	-	+2
	Temporary Detention Order	TD	2	▲	+100.0%	+1
	Emergency Custody Order	EC	1	▲	-	+1
	Status	ST	1	▲	-	+1
	Truancy	TR	1	▲	-	+1
Voluntary Continuing Services and Support Agreem	VA	1	↔	-	-	
Total			177	▲	42.7%	+53
GRAND TOTAL			404	▲	50.7%	+136

Filings by Major Case Category**

Category	Summary	Change	% Change	Absolute Change
Adult Criminal	150	▲	+89.9%	+71
Child Dependency	44	▲	+91.3%	+21
Child in Need of Services/Supervision	3	▲	-	+3
Custody and Visitation	75	▲	+7.1%	+5
Delinquency	25	▲	+108.3%	+13
Juvenile Miscellaneous	1	▲	-	+1
New to Workload Study	2	▲	-	+2
Other	39	▲	-4.9%	-2
Protective Orders	13	▲	-18.8%	-3
Support	49	▲	+122.7%	+27

* Compared to same time period as previous year
 3/11/2024 12:15:49PM

** Case Type Categories are defined in the 2017 Virginia Judicial Workload Assessment
 Source: SCV-SQL-Information

Traffic		3	▼	-40.0%	-2
	GRAND TOTAL	404	▲	50.7%	+136

2024 Overall GRAND TOTAL		Distribution of Caseload		Change*		Percentage (%) of Caseload			
320	-48 -13.0%	Adult	189	59%	4.4% ▲	+8	Adult	49.2%	59.1%
2024		Juvenile	131	41%	-29.9% ▼	-56	Juvenile	50.8%	40.9%
2023		GRAND TOTAL	320	100%	-13.0% ▼	-48	GRAND TOTAL	100%	100%

Filings by Division & Code

Division	Case Type Description	Code	Summary	Change	% Change	Absolute Change
Adult	Show Cause	SC	49	▲	+40.0%	+14
	Civil Support	VS	42	▲	+20.0%	+7
	Other	OT	26	▼	-16.1%	-5
	Capias	CA	23	▲	+21.1%	+4
	Misdemeanor	CM	21	▼	-43.2%	-16
	Family Abuse - Protective Order	FP	16	▲	+60.0%	+6
	Felony	CF	6	▲	+20.0%	+1
	Motion - Protective Order	MP	4	↔		-
	Remand Support	RS	1	▼	-75.0%	-3
	Violation of Protective Order	PV	1	▲	-	+1
	Non-Family Abuse Protective Order	AP	0	▼	-100.0%	-1
	Total		189	▲	4.4%	+8
Juvenile	Custody Visitation	CV	53	▼	-53.1%	-60
	Misdemeanor	DM	19	▲	+35.7%	+5
	Foster Care Review	FC	13	▲	+18.2%	+2
	Permanency Planning	PH	9	▲	+28.6%	+2
	Temporary Detention Order	TD	7	▲	+250.0%	+5
	Traffic	T	6	▲	+500.0%	+5
	Truancy	TR	5	▲	+66.7%	+2
	Abuse and Neglect	AN	4	▲	+33.3%	+1
	Felony	DF	3	▼	-50.0%	-3
	Show Cause	SC	3	▲	+200.0%	+2
	Remand Custody	RC	2	▼	-75.0%	-6
	Remand Visitation	RV	2	▼	-75.0%	-6
	Voluntary Continuing Services and Support Agree	VA	2	↔		-
	Child In Need of Services	CS	1	↔		-
	Initial Foster Care	IF	1	▲	-	+1
	Motion - Protective Order	MP	1	▼	-50.0%	-1
	Emergency Custody Order	EC	0	▼	-100.0%	-1
	Non-Family Abuse Protective Order	AP	0	▼	-100.0%	-1
	Paternity	PT	0	▼	-100.0%	-3
		Total		131	▼	-29.9%
	GRAND TOTAL		320	▼	-13.0%	-48

Filings by Major Case Category**

Category	Summary	Change	% Change	Absolute Change
Adult Criminal	70	▲	-13.6%	-11
Child Dependency	29	▲	+26.1%	+6
Child in Need of Services/Supervision	6	▲	+50.0%	+2
Custody and Visitation	53	▼	-54.3%	-63
Delinquency	25	▲	+19.0%	+4
Other	38	▼	-29.6%	-16
Protective Orders	21	▼	+16.7%	+3
Support	72	▲	+44.0%	+22
Traffic	6	▲	+500.0%	+5
	GRAND TOTAL	▼	-13.0%	-48

* Compared to same time period as previous year
 3/11/2024 12:15:49PM

** Case Type Categories are defined in the 2017 Virginia Judicial Workload Assessment
 Source: SCV-SQL-Information

2024 Overall GRAND TOTAL		Distribution of Caseload		Change*		Percentage (%) of Caseload		
77	0 0.0%	Adult	26 34%	-13.3% ▼	-4	Adult	39.0%	33.8%
2024	↔	Juvenile	51 66%	8.5% ▲	+4	Juvenile	61.0%	66.2%
2023		GRAND TOTAL	77 100%	0.0%	0	GRAND TOTAL	100%	100%

Filings by Division & Code

Division	Case Type Description	Code	Summary	Change	% Change	Absolute Change
Adult	Civil Support	VS	9	▲	+28.6%	+2
	Show Cause	SC	8	▲	+100.0%	+4
	Other	OT	4	▼	-20.0%	-1
	Misdemeanor	CM	3	▼	-70.0%	-7
	Capias	CA	1	↔		-
	Motion - Protective Order	MP	1	▲	-	+1
	Family Abuse - Protective Order	FP	0	▼	-100.0%	-1
	Felony	CF	0	▼	-100.0%	-2
	Total		26	▼	-13.3%	-4
Juvenile	Custody Visitation	CV	27	▼	-6.9%	-2
	Misdemeanor	DM	5	▲	+66.7%	+2
	Status	ST	4	▲	-	+4
	Paternity	PT	2	▲	+100.0%	+1
	Traffic	T	2	▼	-50.0%	-2
	Abuse and Neglect	AN	1	▼	-50.0%	-1
	Civil Violation	CI	1	▼	-66.7%	-2
	Emergency Custody Order	EC	1	▲	-	+1
	Entrustment	ET	1	▲	-	+1
	Felony	DF	1	▲	-	+1
	Initial Foster Care	IF	1	▲	-	+1
	Non-Family Abuse Protective Order	AP	1	▲	-	+1
	Other	OT	1	▲	-	+1
	Permanency Planning	PH	1	▲	-	+1
	Temporary Detention Order	TD	1	↔		-
	Truancy	TR	1	▲	-	+1
	Capias	CA	0	▼	-100.0%	-1
	Remand Custody	RC	0	▼	-100.0%	-1
	Remand Visitation	RV	0	▼	-100.0%	-1
	Show Cause	SC	0	▼	-100.0%	-1
	Total		51	▲	8.5%	+4
	GRAND TOTAL		77		0.0%	0

Filings by Major Case Category**

Category	Summary	Change	% Change	Absolute Change	
Adult Criminal	9	▼	-47.1%	-8	
Child Dependency	4	▲	+100.0%	+2	
Child in Need of Services/Supervision	1	▲	-	+1	
Custody and Visitation	29	▲	-3.3%	-1	
Delinquency	6	▲	+20.0%	+1	
Juvenile Miscellaneous	4	▲	-	+4	
New to Workload Study	1	▼	-66.7%	-2	
Other	7	▲	-12.5%	-1	
Protective Orders	2	▲	+100.0%	+1	
Support	12	▲	+71.4%	+5	
Traffic	2	▼	-50.0%	-2	
	GRAND TOTAL		77	0.0%	0

* Compared to same time period as previous year
 3/11/2024 12:15:49PM

** Case Type Categories are defined in the 2017 Virginia Judicial Workload Assessment
 Source: SCV-SQL-Information

2024 Overall GRAND TOTAL		Distribution of Caseload		Change*		Percentage (%) of Caseload			
647 	+21 3.4%	Adult	249	38%	-11.1% ▼	-31	Adult	44.7%	38.5%
		Juvenile	398	62%	15.0% ▲	+52	Juvenile	55.3%	61.5%
		GRAND TOTAL	647	100%	3.4% ▲	+21	GRAND TOTAL	100%	100%

Filings by Division & Code

Division	Case Type Description	Code	Summary	Change	% Change	Absolute Change
Adult	Civil Support	VS	62	▲	+3.3%	+2
	Misdemeanor	CM	50	▼	-21.9%	-14
	Other	OT	46	▲	+21.1%	+8
	Show Cause	SC	46	▼	-27.0%	-17
	Family Abuse - Protective Order	FP	20	▼	-25.9%	-7
	Felony	CF	15	▲	+50.0%	+5
	Capias	CA	6	▼	-25.0%	-2
	Motion - Protective Order	MP	2	▲	-	+2
	Remand Support	RS	2	▼	-75.0%	-6
	Non-Family Abuse Protective Order	AP	0	▼	-100.0%	-1
	Protective Order	PC	0	▼	-100.0%	-1
	Total		249	▼	-11.1%	-31
Juvenile	Custody Visitation	CV	266	▲	+41.5%	+78
	Misdemeanor	DM	35	↔	-	-
	Traffic	T	17	▲	+21.4%	+3
	Felony	DF	13	▲	+85.7%	+6
	Truancy	TR	10	▼	-23.1%	-3
	Paternity	PT	9	▲	+50.0%	+3
	Status	ST	7	▲	+75.0%	+3
	Abuse and Neglect	AN	6	↔	-	-
	Remand Custody	RC	6	▼	-62.5%	-10
	Remand Visitation	RV	6	▼	-66.7%	-12
	Special Immigrant Juvenile Status	SI	4	▲	+300.0%	+3
	Initial Foster Care	IF	3	▼	-40.0%	-2
	Permanency Planning	PH	3	▼	-62.5%	-5
	Motion - Protective Order	MP	2	↔	-	-
	Temporary Detention Order	TD	2	▼	-66.7%	-4
	Terminate Parental Rights	TP	2	▲	-	+2
	Child In Need of Services	CS	1	↔	-	-
	Civil Violation	CI	1	▲	-	+1
	Emergency Custody Order	EC	1	▼	-50.0%	-1
	Foster Care Review	FC	1	▼	-80.0%	-4
	Non-Family Abuse Protective Order	AP	1	▼	-50.0%	-1
	Show Cause	SC	1	▲	-	+1
	Voluntary Continuing Services and Support Agreem	VA	1	▲	-	+1
	Other	OT	0	▼	-100.0%	-5
	Qualified Residential Treatment	QR	0	▼	-100.0%	-2
		Total		398	▲	15.0%
	GRAND TOTAL		647	▲	3.4%	+21

Filings by Major Case Category**

Category	Summary	Change	% Change	Absolute Change
Adult Criminal	108	▼	-18.8%	-25
Child Dependency	16	▲	-38.5%	-10
Child in Need of Services/Supervision	11	▼	-21.4%	-3
Custody and Visitation	275	▲	+41.8%	+81
Delinquency	49	▲	+16.7%	+7
Juvenile Miscellaneous	7	▲	+75.0%	+3

CPSS - JCMS CASELOAD STATISTICS OF THE JUVENILE & DOMESTIC RELATIONS DISTRICT COURTS
 January 2024 thru February 2024 Filings (Compared to January 2023 thru February 2023)

Frederick

District: 26 FIPS: 069

New to Workload Study	5	▲	+400.0%	+4
Other	63	▼	-32.3%	-30
Protective Orders	25	▲	-21.9%	-7
Support	71	▼	-2.7%	-2
Traffic	17	▲	+21.4%	+3
GRAND TOTAL	647	▲	3.4%	+21

2024 Overall GRAND TOTAL		Distribution of Caseload		Change*		Percentage (%) of Caseload			
240	-58 -19.5%	Adult	133 55%	-6.3%	▼	-9	Adult	47.7%	55.4%
2024		Juvenile	107 45%	-31.4%	▼	-49	Juvenile	52.3%	44.6%
2023		GRAND TOTAL	240 100%	-19.5%	▼	-58	GRAND TOTAL	100%	100%

Filings by Division & Code

Division	Case Type Description	Code	Summary	Change	% Change	Absolute Change
Adult	Misdemeanor	CM	28	▼	-20.0%	-7
	Other	OT	25	▲	+66.7%	+10
	Show Cause	SC	24	▼	-40.0%	-16
	Civil Support	VS	19	▼	-24.0%	-6
	Family Abuse - Protective Order	FP	17	▲	+142.9%	+10
	Felony	CF	10	▲	+66.7%	+4
	Capias	CA	6	▼	-45.5%	-5
	Motion - Protective Order	MP	3	▲	+50.0%	+1
	Non-Family Abuse Protective Order	AP	1	▲	-	+1
	Remand Support	RS	0	▼	-100.0%	-1
		Total		133	▼	-6.3%
Juvenile	Custody Visitation	CV	60	▼	-31.8%	-28
	Status	ST	9	▲	+200.0%	+6
	Misdemeanor	DM	7	▼	-53.3%	-8
	Permanency Planning	PH	6	↔	-	-
	Show Cause	SC	5	▲	+66.7%	+2
	Abuse and Neglect	AN	3	↔	-	-
	Capias	CA	3	▲	-	+3
	Child In Need of Services	CS	3	▲	+200.0%	+2
	Foster Care Review	FC	3	▼	-62.5%	-5
	Truancy	TR	3	▲	+50.0%	+1
	Motion - Protective Order	MP	2	▲	+100.0%	+1
	Non-Family Abuse Protective Order	AP	2	↔	-	-
	Felony	DF	1	▼	-66.7%	-2
	Initial Foster Care	IF	0	▼	-100.0%	-3
	Other	OT	0	▼	-100.0%	-2
	Paternity	PT	0	▼	-100.0%	-4
	Qualified Residential Treatment	QR	0	▼	-100.0%	-1
	Terminate Parental Rights	TP	0	▼	-100.0%	-8
	Traffic	T	0	▼	-100.0%	-3
	Total		107	▼	-31.4%	-49
GRAND TOTAL			240	▼	-19.5%	-58

Filings by Major Case Category**

Category	Summary	Change	% Change	Absolute Change	
Adult Criminal	61	▼	-25.6%	-21	
Child Dependency	12	▼	-58.6%	-17	
Child in Need of Services/Supervision	6	▲	+100.0%	+3	
Custody and Visitation	60	▼	-34.8%	-32	
Delinquency	16	▲	-23.8%	-5	
Juvenile Miscellaneous	9	▲	+200.0%	+6	
Other	25	▼	+38.9%	+7	
Protective Orders	25	▲	+108.3%	+13	
Support	26	▼	-25.7%	-9	
Traffic	0	▼	-100.0%	-3	
GRAND TOTAL		240	▼	-19.5%	-58

* Compared to same time period as previous year
 3/11/2024 12:15:49PM

** Case Type Categories are defined in the 2017 Virginia Judicial Workload Assessment
 Source: SCV-SQL-Information

2024 Overall GRAND TOTAL		Distribution of Caseload		Change*		Percentage (%) of Caseload			
1,030	+97 10.4%	Adult	484	47%	14.7% ▲	+62	Adult	45.2%	47.0%
2024		Juvenile	546	53%	6.8% ▲	+35	Juvenile	54.8%	53.0%
2023		GRAND TOTAL	1,030	100%	10.4% ▲	+97	GRAND TOTAL	100%	100%

Filings by Division & Code

Division	Case Type Description	Code	Summary	Change	% Change	Absolute Change	
Adult	Show Cause	SC	106	▲	+68.3%	+43	
	Civil Support	VS	94	▲	+49.2%	+31	
	Misdemeanor	CM	78	▼	-3.7%	-3	
	Felony	CF	67	▲	+31.4%	+16	
	Other	OT	57	▲	+1.8%	+1	
	Family Abuse - Protective Order	FP	45	▼	-2.2%	-1	
	Capias	CA	23	▼	-34.3%	-12	
	Motion - Protective Order	MP	6	▼	-40.0%	-4	
	Violation of Protective Order	PV	5	▼	-28.6%	-2	
	Non-Family Abuse Protective Order	AP	3	▲	+200.0%	+2	
	Remand Support	RS	0	▼	-100.0%	-7	
	Restricted License for Non-Support	SL	0	▼	-100.0%	-1	
	Violation Family Abuse Protective Order	PS	0	▼	-100.0%	-1	
	Total		484	▲	14.7%	+62	
Juvenile	Custody Visitation	CV	240	▲	+23.1%	+45	
	Misdemeanor	DM	65	▼	-11.0%	-8	
	Traffic	T	47	▼	-19.0%	-11	
	Abuse and Neglect	AN	35	▲	+6.1%	+2	
	Permanency Planning	PH	32	▲	+45.5%	+10	
	Motion - Protective Order	MP	16	▲	+33.3%	+4	
	Initial Foster Care	IF	15	▲	+650.0%	+13	
	Foster Care Review	FC	12	▼	-7.7%	-1	
	Felony	DF	11	▼	-8.3%	-1	
	Truancy	TR	11	▼	-8.3%	-1	
	Non-Family Abuse Protective Order	AP	10	▲	+400.0%	+8	
	Paternity	PT	8	▲	+60.0%	+3	
	Show Cause	SC	7	▼	-12.5%	-1	
	Entrustment	ET	5	▲	-	+5	
	Terminate Parental Rights	TP	5	▲	-	+5	
	Civil Violation	CI	4	▼	-50.0%	-4	
	Capias	CA	3	▲	+200.0%	+2	
	Child In Need of Services	CS	3	▲	+50.0%	+1	
	Special Immigrant Juvenile Status	SI	3	▼	-50.0%	-3	
	Emergency Custody Order	EC	2	↔	-	-	
	Remand Custody	RC	2	▼	-85.7%	-12	
	Remand Visitation	RV	2	▼	-85.7%	-12	
	Status	ST	2	▼	-33.3%	-1	
	Temporary Detention Order	TD	2	▲	-	+2	
	Family Abuse - Protective Order	FP	1	▲	-	+1	
	Mental Commitment	MC	1	↔	-	-	
	Relief of Custody	CR	1	▼	-80.0%	-4	
	Voluntary Continuing Services and Support Agree	VA	1	▼	-66.7%	-2	
	Qualified Residential Treatment	QR	0	▼	-100.0%	-5	
		Total		546	▲	6.8%	+35
	GRAND TOTAL			1,030	▲	10.4%	+97

* Compared to same time period as previous year
 3/11/2024 12:15:49PM

** Case Type Categories are defined in the 2017 Virginia Judicial Workload Assessment
 Source: SCV-SQL-Information

Filings by Major Case Category**

Category	Summary	Change	% Change	Absolute Change
Adult Criminal	216	▼	+1.4%	+3
Child Dependency	106	▲	+27.7%	+23
Child in Need of Services/Supervision	16	▲	-5.9%	-1
Custody and Visitation	248	▲	+24.0%	+48
Delinquency	84	▲	-7.7%	-7
Juvenile Miscellaneous	2	▼	-33.3%	-1
New to Workload Study	7	▼	-50.0%	-7
Other	66	▲	-29.8%	-28
Protective Orders	81	▲	+14.1%	+10
Support	157	▲	+76.4%	+68
Traffic	47	▼	-19.0%	-11
GRAND TOTAL	1,030	▲	10.4%	+97

* Compared to same time period as previous year
 3/11/2024 12:15:49PM

** Case Type Categories are defined in the 2017 Virginia Judicial Workload Assessment
 Source: SCV-SQL-Information

2024 Overall GRAND TOTAL	Distribution of Caseload	Change*	Percentage (%) of Caseload																											
<div style="display: flex; align-items: center; justify-content: center;"> <div style="text-align: center; margin-right: 10px;"> <p>433</p> <p>-51 -10.5%</p> </div> <table border="1" style="border-collapse: collapse; text-align: center;"> <tr> <td style="background-color: #4b4b8b; color: white;">Adult</td> <td>184</td> <td>42%</td> <td>-8.5% ▼</td> <td>-17</td> </tr> <tr> <td style="background-color: #e67e22; color: white;">Juvenile</td> <td>249</td> <td>58%</td> <td>-12.0% ▼</td> <td>-34</td> </tr> <tr> <td style="background-color: #f1c40f; color: white;">GRAND TOTAL</td> <td>433</td> <td>100%</td> <td>-10.5% ▼</td> <td>-51</td> </tr> </table> </div>	Adult	184	42%	-8.5% ▼	-17	Juvenile	249	58%	-12.0% ▼	-34	GRAND TOTAL	433	100%	-10.5% ▼	-51			<table border="1" style="border-collapse: collapse; text-align: center;"> <tr> <td></td> <td>2023</td> <td>2024</td> </tr> <tr> <td style="background-color: #4b4b8b; color: white;">Adult</td> <td>41.5%</td> <td>42.5%</td> </tr> <tr> <td style="background-color: #e67e22; color: white;">Juvenile</td> <td>58.5%</td> <td>57.5%</td> </tr> <tr> <td style="background-color: #f1c40f; color: white;">GRAND TOTAL</td> <td>100%</td> <td>100%</td> </tr> </table>		2023	2024	Adult	41.5%	42.5%	Juvenile	58.5%	57.5%	GRAND TOTAL	100%	100%
Adult	184	42%	-8.5% ▼	-17																										
Juvenile	249	58%	-12.0% ▼	-34																										
GRAND TOTAL	433	100%	-10.5% ▼	-51																										
	2023	2024																												
Adult	41.5%	42.5%																												
Juvenile	58.5%	57.5%																												
GRAND TOTAL	100%	100%																												

Filings by Division & Code

Division	Case Type Description	Code	Summary	Change	% Change	Absolute Change	
Adult	Civil Support	VS	51	▲	+200.0%	+34	
	Show Cause	SC	36	▼	-37.9%	-22	
	Felony	CF	28	▲	+55.6%	+10	
	Misdemeanor	CM	25	▼	-37.5%	-15	
	Other	OT	21	▼	-30.0%	-9	
	Family Abuse - Protective Order	FP	14	▼	-6.7%	-1	
	Capias	CA	6	▼	-45.5%	-5	
	Motion - Protective Order	MP	2	▲	+100.0%	+1	
	Remand Support	RS	1	▼	-83.3%	-5	
	Non-Family Abuse Protective Order	AP	0	▼	-100.0%	-4	
	Restricted License for Non-Support	SL	0	▼	-100.0%	-1	
	Total		184	▼	-8.5%	-17	
Juvenile	Custody Visitation	CV	153	▼	-10.0%	-17	
	Misdemeanor	DM	18	▼	-25.0%	-6	
	Permanency Planning	PH	11	▲	+175.0%	+7	
	Child In Need of Services	CS	9	▼	-10.0%	-1	
	Status	ST	9	▲	-	-	
	Show Cause	SC	7	▲	+16.7%	+1	
	Truancy	TR	7	▲	+16.7%	+1	
	Paternity	PT	5	▲	+400.0%	+4	
	Traffic	T	5	▼	-28.6%	-2	
	Abuse and Neglect	AN	4	▲	+33.3%	+1	
	Non-Family Abuse Protective Order	AP	4	▲	+300.0%	+3	
	Felony	DF	3	▲	+50.0%	+1	
	Motion - Protective Order	MP	3	▼	-25.0%	-1	
	Emergency Custody Order	EC	2	↔	-	-	
	Relief of Custody	CR	2	▲	-	+2	
	Special Immigrant Juvenile Status	SI	2	▲	-	+2	
	Entrustment	ET	1	▲	-	+1	
	Foster Care Review	FC	1	▲	-	+1	
	Initial Foster Care	IF	1	▼	-50.0%	-1	
	Remand Custody	RC	1	▼	-90.0%	-9	
	Remand Visitation	RV	1	▼	-90.0%	-9	
	Civil Violation	CI	0	▼	-100.0%	-7	
	Qualified Residential Treatment	QR	0	▼	-100.0%	-2	
	Restoration of Parental Rights	RR	0	▼	-100.0%	-1	
	Temporary Detention Order	TD	0	▼	-100.0%	-2	
		Total		249	▼	-12.0%	-34
	GRAND TOTAL			433	▼	-10.5%	-51

Filings by Major Case Category**

Category	Summary	Change	% Change	Absolute Change
Adult Criminal	86	▼	-27.7%	-33
Child Dependency	20	▲	+81.8%	+9
Child in Need of Services/Supervision	20	▲	+25.0%	+4
Custody and Visitation	158	▲	-7.6%	-13
Delinquency	24	▼	-25.0%	-8
Juvenile Miscellaneous	9	▲	-	0

* Compared to same time period as previous year
 3/11/2024 12:15:49PM

** Case Type Categories are defined in the 2017 Virginia Judicial Workload Assessment
 Source: SCV-SQL-Information

New to Workload Study	2	▲	-71.4%	-5
Other	26	▼	-57.4%	-35
Protective Orders	23	▲	-8.0%	-2
Support	60	▲	+130.8%	+34
Traffic	5	▼	-28.6%	-2
GRAND TOTAL	433	▼	-10.5%	-51

2024 Overall GRAND TOTAL		Distribution of Caseload			Change*		Percentage (%) of Caseload		
450 +9 2.0% 	Adult	183	41%	-6.6% ▼	-13	Adult	2023	2024	
	Juvenile	267	59%	9.0% ▲	+22	Juvenile	44.4%	40.7%	
	GRAND TOTAL	450	100%	2.0% ▲	+9	GRAND TOTAL	100%	100%	

Filings by Division & Code

Division	Case Type Description	Code	Summary	Change	% Change	Absolute Change
Adult	Misdemeanor	CM	41	▲	+5.1%	+2
	Civil Support	VS	37	▲	+32.1%	+9
	Other	OT	30	▼	-16.7%	-6
	Felony	CF	22	▼	-8.3%	-2
	Show Cause	SC	22	▼	-37.1%	-13
	Family Abuse - Protective Order	FP	13	↔		-
	Capias	CA	12	↔		-
	Remand Support	RS	4	▼	-33.3%	-2
	Motion - Protective Order	MP	2	↔		-
	Bond Forfeiture	BF	0	▼	-100.0%	-1
	Total		183	▼	-6.6%	-13
Juvenile	Custody Visitation	CV	132	▼	-13.2%	-20
	Misdemeanor	DM	37	▲	+76.2%	+16
	Permanency Planning	PH	17	▲	-	+17
	Traffic	T	12	▼	-7.7%	-1
	Remand Custody	RC	11	▲	+22.2%	+2
	Remand Visitation	RV	11	↔		-
	Truancy	TR	9	▲	+125.0%	+5
	Paternity	PT	6	↔		-
	Terminate Parental Rights	TP	6	▲	-	+6
	Abuse and Neglect	AN	5	▲	+66.7%	+2
	Non-Family Abuse Protective Order	AP	5	▲	-	+5
	Foster Care Review	FC	4	▼	-20.0%	-1
	Initial Foster Care	IF	3	↔		-
	Child In Need of Services	CS	2	▲	+100.0%	+1
	Felony	DF	2	▼	-50.0%	-2
	Status	ST	2	▼	-33.3%	-1
	Emergency Custody Order	EC	1	▲	-	+1
	Show Cause	SC	1	▼	-50.0%	-1
	Temporary Detention Order	TD	1	▲	-	+1
	Civil Violation	CI	0	▼	-100.0%	-1
Motion - Protective Order	MP	0	▼	-100.0%	-6	
Voluntary Continuing Services and Support Agreem	VA	0	▼	-100.0%	-1	
	Total		267	▲	9.0%	+22
GRAND TOTAL			450	▲	2.0%	+9

Filings by Major Case Category**

Category	Summary	Change	% Change	Absolute Change
Adult Criminal	86	▼	-15.7%	-16
Child Dependency	35	▲	+191.7%	+23
Child in Need of Services/Supervision	11	▲	+120.0%	+6
Custody and Visitation	138	▼	-12.7%	-20
Delinquency	40	▼	+48.1%	+13
Juvenile Miscellaneous	2	▼	-33.3%	-1
New to Workload Study	0	▼	-100.0%	-1
Other	58	▲	-6.5%	-4
Protective Orders	20	▲	-4.8%	-1
Support	48	▲	+29.7%	+11

* Compared to same time period as previous year
 3/11/2024 12:15:49PM

** Case Type Categories are defined in the 2017 Virginia Judicial Workload Assessment
 Source: SCV-SQL-Information

CPSS - JCMS CASELOAD STATISTICS OF THE JUVENILE & DOMESTIC RELATIONS DISTRICT COURTS
January 2024 thru February 2024 Filings (Compared to January 2023 thru February 2023)

Warren

District: 26 FIPS: 187

Traffic		12	▼	-7.7%	-1
	GRAND TOTAL	450	▲	2.0%	+9

2024 Overall GRAND TOTAL		Distribution of Caseload		Change*		Percentage (%) of Caseload				
415 +13 3.2% 	2024 2023	Adult	211	51%	17.9% ▲	+32	Adult	2023	44.5%	50.8%
		Juvenile	204	49%	-8.5% ▼	-19	Juvenile	2024	55.5%	49.2%
GRAND TOTAL		415	100%	3.2% ▲	+13	GRAND TOTAL	100%	100%		

Filings by Division & Code

Division	Case Type Description	Code	Summary	Change	% Change	Absolute Change
Adult	Misdemeanor	CM	66	▲	+29.4%	+15
	Other	OT	42	▲	+40.0%	+12
	Civil Support	VS	32	▲	+45.5%	+10
	Felony	CF	20	▲	+122.2%	+11
	Show Cause	SC	18	▼	-50.0%	-18
	Capias	CA	14	▲	+27.3%	+3
	Family Abuse - Protective Order	FP	8	▼	-27.3%	-3
	Protective Order	PC	4	↔		-
	Violation of Protective Order	PV	3	▲	+50.0%	+1
	Motion - Protective Order	MP	2	▲	+100.0%	+1
	Remand Support	RS	2	▲	-	+2
	Non-Family Abuse Protective Order	AP	0	▼	-100.0%	-1
	Violation Family Abuse Protective Order	PS	0	▼	-100.0%	-1
Total			211	▲	17.9%	+32
Juvenile	Custody Visitation	CV	107	▼	-11.6%	-14
	Misdemeanor	DM	31	▲	+14.8%	+4
	Traffic	T	8	▼	-46.7%	-7
	Truancy	TR	7	▼	-41.7%	-5
	Abuse and Neglect	AN	6	▲	+50.0%	+2
	Felony	DF	6	↔		-
	Foster Care Review	FC	5	▲	+400.0%	+4
	Special Immigrant Juvenile Status	SI	5	▲	+66.7%	+2
	Initial Foster Care	IF	4	▲	+100.0%	+2
	Permanency Planning	PH	4	▲	+300.0%	+3
	Terminate Parental Rights	TP	4	▼	-20.0%	-1
	Paternity	PT	3	▼	-66.7%	-6
	Temporary Detention Order	TD	3	↔		-
	Civil Violation	CI	2	▲	-	+2
	Motion - Protective Order	MP	2	▼	-33.3%	-1
	Non-Family Abuse Protective Order	AP	2	▲	+100.0%	+1
	Status	ST	2	▼	-50.0%	-2
	Emergency Custody Order	EC	1	▼	-75.0%	-3
	Show Cause	SC	1	▲	-	+1
	Voluntary Continuing Services and Support Agreen	VA	1	↔		-
Other	OT	0	▼	-100.0%	-1	
Total			204	▼	-8.5%	-19
GRAND TOTAL			415	▲	3.2%	+13

Filings by Major Case Category**

Category	Summary	Change	% Change	Absolute Change
Adult Criminal	124	▲	+14.8%	+16
Child Dependency	24	▲	+71.4%	+10
Child in Need of Services/Supervision	7	▼	-41.7%	-5
Custody and Visitation	110	▼	-15.4%	-20
Delinquency	38	▲	+15.2%	+5
Juvenile Miscellaneous	2	▼	-50.0%	-2
New to Workload Study	7	▲	+133.3%	+4
Other	48	▲	+26.3%	+10

* Compared to same time period as previous year
 3/11/2024 12:15:49PM

** Case Type Categories are defined in the 2017 Virginia Judicial Workload Assessment
 Source: SCV-SQL-Information

Protective Orders	14	▲	-17.6%	-3
Support	33	▼	+17.9%	+5
Traffic	8	▼	-46.7%	-7
GRAND TOTAL	415	▲	3.2%	+13

2024 Overall GRAND TOTAL		Distribution of Caseload		Change*		Percentage (%) of Caseload			
	49	Adult	20	41%	25.0% ▲	+4	Adult	57.1%	40.8%
		Juvenile	29	59%	141.7% ▲	+17	Juvenile	42.9%	59.2%
		GRAND TOTAL	49	100%	75.0% ▲	+21	GRAND TOTAL	100%	100%

Filings by Division & Code

Division	Case Type Description	Code	Summary	Change	% Change	Absolute Change
Adult	Misdemeanor	CM	10	▲	+233.3%	+7
	Civil Support	VS	5	▲	+150.0%	+3
	Other	OT	5	▲	+25.0%	+1
	Capias	CA	0	▼	-100.0%	-1
	Family Abuse - Protective Order	FP	0	▼	-100.0%	-4
	Show Cause	SC	0	▼	-100.0%	-2
	Total			20	▲	25.0%
Juvenile	Custody Visitation	CV	18	▲	+125.0%	+10
	Misdemeanor	DM	5	▲	+400.0%	+4
	Status	ST	3	▲	-	+3
	Traffic	T	2	↔	-	-
	Voluntary Continuing Services and Support Agreements	VA	1	▲	-	+1
	Felony	DF	0	▼	-100.0%	-1
	Total			29	▲	141.7%
GRAND TOTAL			49	▲	75.0%	+21

Filings by Major Case Category**

Category	Summary	Change	% Change	Absolute Change
Adult Criminal	10	▲	+100.0%	+5
Child Dependency	1	▲	-	+1
Custody and Visitation	18	▲	+125.0%	+10
Delinquency	5	▲	+150.0%	+3
Juvenile Miscellaneous	3	▲	-	+3
Other	5	▲	+25.0%	+1
Protective Orders	0	▼	-100.0%	-4
Support	5	▲	+66.7%	+2
Traffic	2	↔	-	0
GRAND TOTAL	49	▲	75.0%	+21

* Compared to same time period as previous year
 3/11/2024 12:15:49PM

** Case Type Categories are defined in the 2017 Virginia Judicial Workload Assessment
 Source: SCV-SQL-Information

2024 Overall GRAND TOTAL		Distribution of Caseload			Change*		Percentage (%) of Caseload		
205 -89 -30.3% 	Adult	82	40%	-39.3% ▼	-53	Adult	2023	2024	
	Juvenile	123	60%	-22.6% ▼	-36	Juvenile	45.9%	40.0%	
GRAND TOTAL		205	100%	-30.3% ▼	-89	GRAND TOTAL	100%	100%	

Filings by Division & Code

Division	Case Type Description	Code	Summary	Change	% Change	Absolute Change
Adult	Show Cause	SC	19	▼	-40.6%	-13
	Misdemeanor	CM	18	▼	-40.0%	-12
	Civil Support	VS	16	▼	-33.3%	-8
	Family Abuse - Protective Order	FP	10	▼	-16.7%	-2
	Other	OT	7	▼	-68.2%	-15
	Felony	CF	5	▲	+66.7%	+2
	Capias	CA	4	▼	-60.0%	-6
	Violation of Protective Order	PV	2	▲	-	+2
	Remand Support	RS	1	↔	-	-
	Motion - Protective Order	MP	0	▼	-100.0%	-1
Total			82	▼	-39.3%	-53
Juvenile	Custody Visitation	CV	72	▼	-25.8%	-25
	Abuse and Neglect	AN	15	▲	+275.0%	+11
	Permanency Planning	PH	6	▼	-14.3%	-1
	Initial Foster Care	IF	4	▲	+300.0%	+3
	Relief of Custody	CR	4	▲	-	+4
	Traffic	T	4	▼	-75.0%	-12
	Misdemeanor	DM	3	▼	-66.7%	-6
	Foster Care Review	FC	2	▼	-75.0%	-6
	Paternity	PT	2	▼	-33.3%	-1
	Status	ST	2	▼	-33.3%	-1
	Voluntary Continuing Services and Support Agreen	VA	2	▲	-	+2
	Emergency Custody Order	EC	1	▲	-	+1
	Felony	DF	1	▲	-	+1
	Motion - Protective Order	MP	1	↔	-	-
	Remand Custody	RC	1	▼	-50.0%	-1
	Remand Visitation	RV	1	▼	-50.0%	-1
	Temporary Detention Order	TD	1	▼	-66.7%	-2
	Truancy	TR	1	▲	-	+1
	Qualified Residential Treatment	QR	0	▼	-100.0%	-2
	Show Cause	SC	0	▼	-100.0%	-1
Total			123	▼	-22.6%	-36
GRAND TOTAL			205	▼	-30.3%	-89

Filings by Major Case Category**

Category	Summary	Change	% Change	Absolute Change	
Adult Criminal	44	▲	-38.0%	-27	
Child Dependency	33	▲	+50.0%	+11	
Child in Need of Services/Supervision	1	▲	-	+1	
Custody and Visitation	74	▼	-26.0%	-26	
Delinquency	4	▲	-60.0%	-6	
Juvenile Miscellaneous	2	▼	-33.3%	-1	
Other	12	▲	-60.0%	-18	
Protective Orders	11	▼	-21.4%	-3	
Support	20	▼	-28.6%	-8	
Traffic	4	▼	-75.0%	-12	
GRAND TOTAL		205	▼	-30.3%	-89

* Compared to same time period as previous year
 3/11/2024 12:15:49PM

** Case Type Categories are defined in the 2017 Virginia Judicial Workload Assessment
 Source: SCV-SQL-Information

2024 Overall GRAND TOTAL		Distribution of Caseload		Change*		Percentage (%) of Caseload		
127 +17 15.5% 	Adult Juvenile GRAND TOTAL	50	39%	13.6% ▲	+6	Adult Juvenile GRAND TOTAL	2023 40.0% 60.0% 100%	2024 39.4% 60.6% 100%
		77	61%	16.7% ▲	+11	2023 40.0% 60.0% 100%	2024 39.4% 60.6% 100%	
		127	100%	15.5% ▲	+17			

Filings by Division & Code

Division	Case Type Description	Code	Summary	Change	% Change	Absolute Change
Adult	Misdemeanor	CM	17	▲	+88.9%	+8
	Other	OT	9	▲	+28.6%	+2
	Civil Support	VS	8	↔		-
	Show Cause	SC	6	▼	-14.3%	-1
	Remand Support	RS	5	▲	+400.0%	+4
	Motion - Protective Order	MP	4	▲	+300.0%	+3
	Family Abuse - Protective Order	FP	1	▼	-83.3%	-5
	Felony	CF	0	▼	-100.0%	-2
	Non-Family Abuse Protective Order	AP	0	▼	-100.0%	-3
	Total			50	▲	13.6%
Juvenile	Custody Visitation	CV	44	▲	+69.2%	+18
	Remand Custody	RC	10	▲	+900.0%	+9
	Remand Visitation	RV	10	▲	+900.0%	+9
	Traffic	T	4	▼	-33.3%	-2
	Abuse and Neglect	AN	3	▼	-62.5%	-5
	Foster Care Review	FC	2	▼	-50.0%	-2
	Misdemeanor	DM	2	▼	-33.3%	-1
	Motion - Protective Order	MP	2	▲	-	+2
	Civil Violation	CI	0	▼	-100.0%	-4
	Felony	DF	0	▼	-100.0%	-1
	Initial Foster Care	IF	0	▼	-100.0%	-4
	Paternity	PT	0	▼	-100.0%	-1
	Permanency Planning	PH	0	▼	-100.0%	-1
	Show Cause	SC	0	▼	-100.0%	-1
	Status	ST	0	▼	-100.0%	-3
	Truancy	TR	0	▼	-100.0%	-1
	Voluntary Continuing Services and Support Agree	VA	0	▼	-100.0%	-1
	Total			77	▲	16.7%
GRAND TOTAL			127	▲	15.5%	+17

Filings by Major Case Category**

Category	Summary	Change	% Change	Absolute Change
Adult Criminal	23	▲	+43.8%	+7
Child Dependency	5	▼	-72.2%	-13
Child in Need of Services/Supervision	0	▼	-100.0%	-1
Custody and Visitation	44	▼	+63.0%	+17
Delinquency	2	▼	-60.0%	-3
Juvenile Miscellaneous	0	▼	-100.0%	-3
New to Workload Study	0	▼	-100.0%	-4
Other	34	▲	+240.0%	+24
Protective Orders	7	▲	-30.0%	-3
Support	8	▼	-20.0%	-2
Traffic	4	▼	-33.3%	-2
GRAND TOTAL	127	▲	15.5%	+17

* Compared to same time period as previous year
 3/11/2024 12:15:49PM

** Case Type Categories are defined in the 2017 Virginia Judicial Workload Assessment
 Source: SCV-SQL-Information

2024 Overall GRAND TOTAL		Distribution of Caseload		Change*		Percentage (%) of Caseload		
102 -54 -34.6% 		Adult	49	48%	-38.0%	▼	-30	
		Juvenile	53	52%	-31.2%	▼	-24	
		GRAND TOTAL	102	100%	-34.6%	▼	-54	
		Adult						2023 50.6%
		Juvenile						2024 48.0%
		GRAND TOTAL						100%

Filings by Division & Code

Division	Case Type Description	Code	Summary	Change	% Change	Absolute Change
Adult	Other	OT	14	▲	+16.7%	+2
	Misdemeanor	CM	9	▼	-59.1%	-13
	Civil Support	VS	8	▼	-38.5%	-5
	Felony	CF	5	↔		-
	Show Cause	SC	5	▼	-50.0%	-5
	Capias	CA	3	▼	-57.1%	-4
	Violation of Protective Order	PV	3	▲	+50.0%	+1
	Family Abuse - Protective Order	FP	2	▼	-60.0%	-3
	Motion - Protective Order	MP	0	▼	-100.0%	-3
		Total		49	▼	-38.0%
Juvenile	Terminate Parental Rights	TP	14	▲	+40.0%	+4
	Permanency Planning	PH	12	▲	+100.0%	+6
	Custody Visitation	CV	9	▼	-71.9%	-23
	Misdemeanor	DM	8	▲	+60.0%	+3
	Initial Foster Care	IF	3	▲	+50.0%	+1
	Abuse and Neglect	AN	2	↔		-
	Non-Family Abuse Protective Order	AP	2	▲	-	+2
	Foster Care Review	FC	1	▼	-50.0%	-1
	Temporary Detention Order	TD	1	▲	-	+1
	Traffic	T	1	▼	-87.5%	-7
	Civil Violation	CI	0	▼	-100.0%	-1
	Emancipation	EP	0	▼	-100.0%	-1
	Motion - Protective Order	MP	0	▼	-100.0%	-2
	Qualified Residential Treatment	QR	0	▼	-100.0%	-2
	Relief of Custody	CR	0	▼	-100.0%	-1
	Show Cause	SC	0	▼	-100.0%	-1
	Truancy	TR	0	▼	-100.0%	-2
		Total		53	▼	-31.2%
GRAND TOTAL			102	▼	-34.6%	-54

Filings by Major Case Category**

Category	Summary	Change	% Change	Absolute Change		
Adult Criminal	25	▼	-43.2%	-19		
Child Dependency	32	▼	+28.0%	+7		
Child in Need of Services/Supervision	0	▼	-100.0%	-2		
Custody and Visitation	9	▼	-71.9%	-23		
Delinquency	8	▼	+33.3%	+2		
Juvenile Miscellaneous	0	▼	-100.0%	-1		
New to Workload Study	0	▼	-100.0%	-1		
Other	15	▲	+25.0%	+3		
Protective Orders	4	▲	-60.0%	-6		
Support	8	▼	-46.7%	-7		
Traffic	1	▼	-87.5%	-7		
GRAND TOTAL			102	▼	-34.6%	-54

* Compared to same time period as previous year
 3/11/2024 12:15:49PM

** Case Type Categories are defined in the 2017 Virginia Judicial Workload Assessment
 Source: SCV-SQL-Information

2024 Overall GRAND TOTAL		Distribution of Caseload			Change*		Percentage (%) of Caseload		
249 	+60 31.7% ↑	Adult	76	31%	11.8% ▲	+8	Adult	36.0%	30.5%
		Juvenile	173	69%	43.0% ▲	+52	Juvenile	64.0%	69.5%
GRAND TOTAL		249	100%	31.7% ▲	+60	GRAND TOTAL	100%	100%	

Filings by Division & Code

Division	Case Type Description	Code	Summary	Change	% Change	Absolute Change
Adult	Show Cause	SC	18	▲	+63.6%	+7
	Civil Support	VS	14	▲	+16.7%	+2
	Other	OT	14	▲	+16.7%	+2
	Misdemeanor	CM	9	▲	+50.0%	+3
	Family Abuse - Protective Order	FP	7	▼	-22.2%	-2
	Violation of Protective Order	PV	5	▲	+400.0%	+4
	Capias	CA	4	▲	+33.3%	+1
	Felony	CF	3	▼	-50.0%	-3
	Non-Family Abuse Protective Order	AP	2	▲	+100.0%	+1
	Motion - Protective Order	MP	0	▼	-100.0%	-5
	Remand Support	RS	0	▼	-100.0%	-1
	Violation Family Abuse Protective Order	PS	0	▼	-100.0%	-1
Total			76	▲	11.8%	+8
Juvenile	Custody Visitation	CV	125	▲	+73.6%	+53
	Foster Care Review	FC	5	▲	+400.0%	+4
	Permanency Planning	PH	5	▼	-16.7%	-1
	Misdemeanor	DM	4	▼	-42.9%	-3
	Non-Family Abuse Protective Order	AP	4	▲	-	+4
	Terminate Parental Rights	TP	4	▲	+33.3%	+1
	Child In Need of Services	CS	3	▲	+200.0%	+2
	Motion - Protective Order	MP	3	▲	-	+3
	Temporary Detention Order	TD	3	▲	-	+3
	Entrustment	ET	2	▲	-	+2
	Felony	DF	2	▼	-71.4%	-5
	Other	OT	2	▲	-	+2
	Paternity	PT	2	↔	-	-
	Relief of Custody	CR	2	▲	-	+2
	Remand Custody	RC	2	▼	-33.3%	-1
	Remand Visitation	RV	2	▼	-33.3%	-1
	Abuse and Neglect	AN	1	▼	-50.0%	-1
	Traffic	T	1	▼	-87.5%	-7
	Truancy	TR	1	▼	-50.0%	-1
	Initial Foster Care	IF	0	▼	-100.0%	-2
	Qualified Residential Treatment	QR	0	▼	-100.0%	-1
	Show Cause	SC	0	▼	-100.0%	-1
Total			173	▲	43.0%	+52
GRAND TOTAL			249	▲	31.7%	+60

Filings by Major Case Category**

Category	Summary	Change	% Change	Absolute Change
Adult Criminal	30	▲	+36.4%	+8
Child Dependency	19	▲	+26.7%	+4
Child in Need of Services/Supervision	4	▲	+33.3%	+1
Custody and Visitation	127	▲	+71.6%	+53
Delinquency	6	▼	-60.0%	-9
Other	23	▲	+21.1%	+4
Protective Orders	16	▲	+6.7%	+1
Support	23	▲	+27.8%	+5

* Compared to same time period as previous year
 3/11/2024 12:15:49PM

** Case Type Categories are defined in the 2017 Virginia Judicial Workload Assessment
 Source: SCV-SQL-Information

CPSS - JCMS CASELOAD STATISTICS OF THE JUVENILE & DOMESTIC RELATIONS DISTRICT COURTS
January 2024 thru February 2024 Filings (Compared to January 2023 thru February 2023)

Giles

District: 27 FIPS: 071

Traffic		1	▼	-87.5%	-7
	GRAND TOTAL	249	▲	31.7%	+60

2024 Overall GRAND TOTAL		Distribution of Caseload		Change*		Percentage (%) of Caseload				
138 +17 14.0% 	Adult	63	46%	-8.7%	▼	-6	2023	57.0%	2024	45.7%
	Juvenile	75	54%	44.2%	▲	+23	Juvenile	43.0%	54.3%	
GRAND TOTAL		138	100%	14.0%	▲	+17	GRAND TOTAL	100%	100%	

Filings by Division & Code

Division	Case Type Description	Code	Summary	Change	% Change	Absolute Change
Adult	Misdemeanor	CM	15	▼	-34.8%	-8
	Show Cause	SC	15	▲	+50.0%	+5
	Civil Support	VS	11	▲	+83.3%	+5
	Other	OT	11	▲	+175.0%	+7
	Felony	CF	4	▲	+100.0%	+2
	Capias	CA	3	↔		-
	Family Abuse - Protective Order	FP	2	▼	-89.5%	-17
	Motion - Protective Order	MP	1	↔		-
	Violation Family Abuse Protective Order	PS	1	▲	-	+1
	Non-Family Abuse Protective Order	AP	0	▼	-100.0%	-1
Total			63	▼	-8.7%	-6
Juvenile	Custody Visitation	CV	54	▲	+86.2%	+25
	Foster Care Review	FC	4	▲	+100.0%	+2
	Initial Foster Care	IF	4	▲	+300.0%	+3
	Abuse and Neglect	AN	3	▲	+50.0%	+1
	Permanency Planning	PH	3	▲	+50.0%	+1
	Misdemeanor	DM	2	▼	-71.4%	-5
	Felony	DF	1	▼	-50.0%	-1
	Motion - Protective Order	MP	1	▲	-	+1
	Non-Family Abuse Protective Order	AP	1	▲	-	+1
	Paternity	PT	1	▲	-	+1
	Temporary Detention Order	TD	1	▲	-	+1
	Relief of Custody	CR	0	▼	-100.0%	-1
	Status	ST	0	▼	-100.0%	-2
	Traffic	T	0	▼	-100.0%	-4
Total			75	▲	44.2%	+23
GRAND TOTAL			138	▲	14.0%	+17

Filings by Major Case Category**

Category	Summary	Change	% Change	Absolute Change	
Adult Criminal	36	▲	+5.9%	+2	
Child Dependency	14	▲	+75.0%	+6	
Custody and Visitation	55	▲	+89.7%	+26	
Delinquency	3	▼	-66.7%	-6	
Juvenile Miscellaneous	0	▼	-100.0%	-2	
Other	12	▲	+200.0%	+8	
Protective Orders	5	▲	-76.2%	-16	
Support	13	▲	+30.0%	+3	
Traffic	0	▼	-100.0%	-4	
GRAND TOTAL		138	▲	14.0%	+17

* Compared to same time period as previous year
 3/11/2024 12:15:49PM

** Case Type Categories are defined in the 2017 Virginia Judicial Workload Assessment
 Source: SCV-SQL-Information

2024 Overall GRAND TOTAL		Distribution of Caseload			Change*		Percentage (%) of Caseload		
599 +1 0.2% 	Adult	302	50%	-6.2% ▼	-20	Adult	2023	2024	
	Juvenile	297	50%	7.6% ▲	+21	Juvenile	53.8%	50.4%	
GRAND TOTAL		599	100%	0.2% ▲	+1	GRAND TOTAL	100%	100%	

Filings by Division & Code

Division	Case Type Description	Code	Summary	Change	% Change	Absolute Change	
Adult	Misdemeanor	CM	76	▼	-21.6%	-21	
	Show Cause	SC	65	▲	+44.4%	+20	
	Other	OT	53	▼	-10.2%	-6	
	Civil Support	VS	41	▲	+2.5%	+1	
	Felony	CF	34	▼	-5.6%	-2	
	Family Abuse - Protective Order	FP	15	▼	-44.4%	-12	
	Capias	CA	7	▼	-36.4%	-4	
	Non-Family Abuse Protective Order	AP	6	▲	-	+6	
	Motion - Protective Order	MP	2	▼	-33.3%	-1	
	Remand Support	RS	2	▼	-33.3%	-1	
	Violation of Protective Order	PV	1	▲	-	+1	
	Restricted License for Non-Support	SL	0	▼	-100.0%	-1	
	Total			302	▼	-6.2%	-20
Juvenile	Custody Visitation	CV	141	▼	-9.0%	-14	
	Misdemeanor	DM	47	▲	+34.3%	+12	
	Felony	DF	39	▲	+457.1%	+32	
	Abuse and Neglect	AN	16	▲	+100.0%	+8	
	Traffic	T	13	↔	-	-	
	Motion - Protective Order	MP	8	▲	+14.3%	+1	
	Remand Custody	RC	7	▼	-12.5%	-1	
	Truancy	TR	5	▼	-16.7%	-1	
	Civil Violation	CI	4	▲	+100.0%	+2	
	Child In Need of Services	CS	3	▲	-	+3	
	Non-Family Abuse Protective Order	AP	3	▲	-	+3	
	Special Immigrant Juvenile Status	SI	2	▲	-	+2	
	Status	ST	2	▲	-	-	
	Foster Care Review	FC	1	▼	-50.0%	-1	
	Initial Foster Care	IF	1	↔	-	-	
	Other	OT	1	▲	-	+1	
	Paternity	PT	1	↔	-	-	
	Remand Visitation	RV	1	▼	-50.0%	-1	
	Show Cause	SC	1	↔	-	-	
	Voluntary Continuing Services and Support Agreem	VA	1	↔	-	-	
	Emergency Custody Order	EC	0	▼	-100.0%	-2	
	Mental Commitment	MC	0	▼	-100.0%	-2	
	Permanency Planning	PH	0	▼	-100.0%	-4	
	Relief of Custody	CR	0	▼	-100.0%	-2	
	Temporary Detention Order	TD	0	▼	-100.0%	-4	
	Terminate Parental Rights	TP	0	▼	-100.0%	-11	
	Total			297	▲	7.6%	+21
	GRAND TOTAL			599	▲	0.2%	+1

Filings by Major Case Category**

Category	Summary	Change	% Change	Absolute Change
Adult Criminal	170	▲	-0.6%	-1
Child Dependency	19	▼	-34.5%	-10
Child in Need of Services/Supervision	8	▲	+33.3%	+2
Custody and Visitation	142	▼	-9.0%	-14
Delinquency	87	▲	+102.3%	+44

* Compared to same time period as previous year
 3/11/2024 12:15:49PM

** Case Type Categories are defined in the 2017 Virginia Judicial Workload Assessment
 Source: SCV-SQL-Information

Juvenile Miscellaneous	2	▲		0
New to Workload Study	6	▲	+200.0%	+4
Other	64	▲	-20.0%	-16
Protective Orders	34	▲	-8.1%	-3
Support	54	▼	-8.5%	-5
Traffic	13	↔		0
GRAND TOTAL	599	▲	0.2%	+1

2024 Overall GRAND TOTAL		Distribution of Caseload		Change*		Percentage (%) of Caseload			
382	-59 -13.4%	Adult	219	57%	7.4% ▲	+15	Adult	46.3%	57.3%
		Juvenile	163	43%	-31.2% ▼	-74	Juvenile	53.7%	42.7%
		GRAND TOTAL	382	100%	-13.4% ▼	-59	GRAND TOTAL	100%	100%

Filings by Division & Code

Division	Case Type Description	Code	Summary	Change	% Change	Absolute Change
Adult	Show Cause	SC	47	▲	+17.5%	+7
	Other	OT	46	▲	-6.1%	-3
	Misdemeanor	CM	41	▲	+51.9%	+14
	Civil Support	VS	39	▼	-4.9%	-2
	Family Abuse - Protective Order	FP	19	↔		-
	Felony	CF	13	▲	+116.7%	+7
	Capias	CA	9	▼	-40.0%	-6
	Violation of Protective Order	PV	3	↔		-
	Motion - Protective Order	MP	1	▼	-50.0%	-1
	Non-Family Abuse Protective Order	AP	1	↔		-
	Remand Support	RS	0	▼	-100.0%	-1
		Total		219	▲	7.4%
Juvenile	Custody Visitation	CV	108	▼	-15.6%	-20
	Misdemeanor	DM	13	▼	-53.6%	-15
	Motion - Protective Order	MP	7	▼	-36.4%	-4
	Child at Risk	RI	5	▼	-44.4%	-4
	Traffic	T	5	▲	+150.0%	+3
	Abuse and Neglect	AN	4	↔		-
	Felony	DF	4	▼	-60.0%	-6
	Truancy	TR	4	▼	-20.0%	-1
	Foster Care Review	FC	3	↔		-
	Paternity	PT	3	↔		-
	Capias	CA	1	▲	-	+1
	Child In Need of Services	CS	1	↔		-
	Civil Violation	CI	1	▲	-	+1
	Initial Foster Care	IF	1	▼	-87.5%	-7
	Non-Family Abuse Protective Order	AP	1	▼	-85.7%	-6
	Temporary Detention Order	TD	1	▼	-50.0%	-1
	Voluntary Continuing Services and Support Agreem	VA	1	↔		-
	Family Abuse - Protective Order	FP	0	▼	-100.0%	-2
	Mental Commitment	MC	0	▼	-100.0%	-1
	Other	OT	0	▼	-100.0%	-1
	Permanency Planning	PH	0	▼	-100.0%	-6
	Qualified Residential Treatment	QR	0	▼	-100.0%	-1
	Relief of Custody	CR	0	▼	-100.0%	-2
	Status	ST	0	▼	-100.0%	-2
		Total		163	▼	-31.2%
GRAND TOTAL			382	▼	-13.4%	-59

Filings by Major Case Category**

Category	Summary	Change	% Change	Absolute Change
Adult Criminal	101	▲	+36.5%	+27
Child Dependency	14	▼	-58.8%	-20
Child in Need of Services/Supervision	5	▼	-16.7%	-1
Custody and Visitation	111	▼	-15.3%	-20
Delinquency	18	▲	-52.6%	-20
Juvenile Miscellaneous	0	▼	-100.0%	-2
New to Workload Study	1	▲	-	+1

* Compared to same time period as previous year
 3/11/2024 12:15:49PM

** Case Type Categories are defined in the 2017 Virginia Judicial Workload Assessment
 Source: SCV-SQL-Information

CPSS - JCMS CASELOAD STATISTICS OF THE JUVENILE & DOMESTIC RELATIONS DISTRICT COURTS
 January 2024 thru February 2024 Filings (Compared to January 2023 thru February 2023)

Other	47	▲	-13.0%	-7
Protective Orders	29	▼	-31.0%	-13
Support	51	▼	-12.1%	-7
Traffic	5	▲	+150.0%	+3
GRAND TOTAL	382	▼	-13.4%	-59

2024 Overall GRAND TOTAL		Distribution of Caseload		Change*		Percentage (%) of Caseload		
218 +23 11.8% 	Adult	91	42%	16.7% ▲	+13	Adult	2023	2024
	Juvenile	127	58%	8.5% ▲	+10	Juvenile	40.0%	41.7%
GRAND TOTAL		218	100%	11.8% ▲	+23	GRAND TOTAL	100%	100%

Filings by Division & Code

Division	Case Type Description	Code	Summary	Change	% Change	Absolute Change
Adult	Misdemeanor	CM	29	▲	+45.0%	+9
	Other	OT	21	▲	+10.5%	+2
	Civil Support	VS	19	▲	+26.7%	+4
	Show Cause	SC	13	▲	+62.5%	+5
	Felony	CF	3	↔	-	-
	Family Abuse - Protective Order	FP	2	▼	-66.7%	-4
	Motion - Protective Order	MP	2	▲	+100.0%	+1
	Restricted License for Non-Support	SL	1	▲	-	+1
	Violation of Protective Order	PV	1	▼	-66.7%	-2
	Capias	CA	0	▼	-100.0%	-2
	Non-Family Abuse Protective Order	AP	0	▼	-100.0%	-1
	Total			91	▲	16.7%
Juvenile	Custody Visitation	CV	91	▲	+24.7%	+18
	Temporary Detention Order	TD	5	▲	+25.0%	+1
	Abuse and Neglect	AN	4	▼	-20.0%	-1
	Misdemeanor	DM	4	▼	-42.9%	-3
	Felony	DF	3	↔	-	-
	Remand Custody	RC	3	▲	+200.0%	+2
	Emergency Custody Order	EC	2	▲	-	+2
	Initial Foster Care	IF	2	▲	-	+2
	Paternity	PT	2	↔	-	-
	Relief of Custody	CR	2	▲	+100.0%	+1
	Terminate Parental Rights	TP	2	▼	-33.3%	-1
	Truancy	TR	2	▲	-	+2
	Civil Violation	CI	1	▼	-75.0%	-3
	Entrustment	ET	1	▲	-	+1
	Foster Care Review	FC	1	▼	-75.0%	-3
	Permanency Planning	PH	1	↔	-	-
	Traffic	T	1	▲	-	+1
	Child In Need of Services	CS	0	▼	-100.0%	-1
	Motion - Protective Order	MP	0	▼	-100.0%	-7
	Remand Visitation	RV	0	▼	-100.0%	-1
Total			127	▲	8.5%	+10
GRAND TOTAL			218	▲	11.8%	+23

Filings by Major Case Category**

Category	Summary	Change	% Change	Absolute Change
Adult Criminal	41	▼	+24.2%	+8
Child Dependency	13	▲	-7.1%	-1
Child in Need of Services/Supervision	2	▲	+100.0%	+1
Custody and Visitation	93	▲	+24.0%	+18
Delinquency	7	▼	-30.0%	-3
New to Workload Study	1	▼	-75.0%	-3
Other	31	▲	+24.0%	+6
Protective Orders	4	▼	-73.3%	-11
Support	25	▲	+38.9%	+7
Traffic	1	▲	-	+1

* Compared to same time period as previous year
 3/11/2024 12:15:49PM

** Case Type Categories are defined in the 2017 Virginia Judicial Workload Assessment
 Source: SCV-SQL-Information

GRAND TOTAL

218

▲

11.8%

+23

2024 Overall GRAND TOTAL		Distribution of Caseload		Change*		Percentage (%) of Caseload		
362	-58 -13.8%	Adult	174 48%	1.2% ▲	+2	Adult	2023 41.0%	2024 48.1%
2024		Juvenile	188 52%	-24.2% ▼	-60	Juvenile	59.0%	51.9%
2023		GRAND TOTAL	362 100%	-13.8% ▼	-58	GRAND TOTAL	100%	100%

Filings by Division & Code

Division	Case Type Description	Code	Summary	Change	% Change	Absolute Change
Adult	Civil Support	VS	39	▲	+77.3%	+17
	Other	OT	39	▲	+14.7%	+5
	Misdemeanor	CM	35	▼	-28.6%	-14
	Show Cause	SC	23	▼	-39.5%	-15
	Felony	CF	17	▲	+142.9%	+10
	Family Abuse - Protective Order	FP	11	▼	-8.3%	-1
	Violation of Protective Order	PV	5	▲	+25.0%	+1
	Capias	CA	2	▲	+100.0%	+1
	Remand Support	RS	2	▲	-	+2
	Motion - Protective Order	MP	1	▼	-75.0%	-3
	Non-Family Abuse Protective Order	AP	0	▼	-100.0%	-1
	Total		174	▲	1.2%	+2
Juvenile	Custody Visitation	CV	118	▼	-31.0%	-53
	Misdemeanor	DM	14	▼	-26.3%	-5
	Abuse and Neglect	AN	10	▲	+11.1%	+1
	Foster Care Review	FC	9	▲	+28.6%	+2
	Traffic	T	7	▼	-22.2%	-2
	Remand Custody	RC	5	▲	-	+5
	Status	ST	4	▼	-60.0%	-6
	Felony	DF	3	▲	-	+3
	Permanency Planning	PH	3	▲	+200.0%	+2
	Terminate Parental Rights	TP	3	▲	-	+3
	Child In Need of Services	CS	2	▲	-	+2
	Motion - Protective Order	MP	2	▲	-	+2
	Paternity	PT	2	▼	-33.3%	-1
	Temporary Detention Order	TD	2	▲	-	+2
	Truancy	TR	2	▼	-60.0%	-3
	Relief of Custody	CR	1	▲	-	+1
	Voluntary Continuing Services and Support Agreem	VA	1	▲	-	+1
	Child at Risk	RI	0	▼	-100.0%	-8
	Emergency Custody Order	EC	0	▼	-100.0%	-1
	Initial Foster Care	IF	0	▼	-100.0%	-2
	Mental Commitment	MC	0	▼	-100.0%	-1
Non-Family Abuse Protective Order	AP	0	▼	-100.0%	-1	
Show Cause	SC	0	▼	-100.0%	-1	
	Total		188	▼	-24.2%	-60
GRAND TOTAL			362	▼	-13.8%	-58

Filings by Major Case Category**

Category	Summary	Change	% Change	Absolute Change
Adult Criminal	75	▲	-8.5%	-7
Child Dependency	27	▲	-	0
Child in Need of Services/Supervision	4	▲	-20.0%	-1
Custody and Visitation	120	▼	-31.0%	-54
Delinquency	17	▲	-15.0%	-3
Juvenile Miscellaneous	4	▼	-60.0%	-6
Other	48	▲	+33.3%	+12
Protective Orders	14	▲	-22.2%	-4

* Compared to same time period as previous year
 3/11/2024 12:15:49PM

** Case Type Categories are defined in the 2017 Virginia Judicial Workload Assessment
 Source: SCV-SQL-Information

CPSS - JCMS CASELOAD STATISTICS OF THE JUVENILE & DOMESTIC RELATIONS DISTRICT COURTS
January 2024 thru February 2024 Filings (Compared to January 2023 thru February 2023)

Support	46	▲	+17.9%	+7
Traffic	7	▼	-22.2%	-2
GRAND TOTAL	362	▼	-13.8%	-58

* Compared to same time period as previous year
3/11/2024 12:15:49PM

** Case Type Categories are defined in the 2017 Virginia Judicial Workload Assessment
Source: SCV-SQL-Information

2024 Overall GRAND TOTAL		Distribution of Caseload		Change*		Percentage (%) of Caseload		
328	+33 11.2%	Adult	160 49%	0.0%	0	Adult	54.2%	48.8%
2024		Juvenile	168 51%	24.4% ▲	+33	Juvenile	45.8%	51.2%
2023		GRAND TOTAL	328 100%	11.2% ▲	+33	GRAND TOTAL	100%	100%

Filings by Division & Code

Division	Case Type Description	Code	Summary	Change	% Change	Absolute Change
Adult	Misdemeanor	CM	70	▲	+37.3%	+19
	Other	OT	24	▼	-25.0%	-8
	Civil Support	VS	15	▼	-42.3%	-11
	Show Cause	SC	14	▼	-39.1%	-9
	Capias	CA	10	▲	+42.9%	+3
	Family Abuse - Protective Order	FP	9	▼	-10.0%	-1
	Felony	CF	8	↔		-
	Remand Support	RS	7	▲	+250.0%	+5
	Motion - Protective Order	MP	2	▲	-	+2
	Violation of Protective Order	PV	1	↔		-
	Total		160		0.0%	0
Juvenile	Custody Visitation	CV	75	▲	+13.6%	+9
	Remand Custody	RC	15	▲	+650.0%	+13
	Remand Visitation	RV	15	▲	+650.0%	+13
	Status	ST	14	▲	+100.0%	+7
	Permanency Planning	PH	8	▼	-33.3%	-4
	Traffic	T	8	↔		-
	Foster Care Review	FC	7	↔		-
	Misdemeanor	DM	7	↔		-
	Initial Foster Care	IF	5	▲	+400.0%	+4
	Paternity	PT	3	▼	-40.0%	-2
	Voluntary Continuing Services and Support Agreen	VA	3	↔		-
	Abuse and Neglect	AN	2	▼	-60.0%	-3
	Terminate Parental Rights	TP	2	▼	-66.7%	-4
	Capias	CA	1	▲	-	+1
	Civil Violation	CI	1	▲	-	+1
	Entrustment	ET	1	▲	-	+1
	Felony	DF	1	↔		-
	Child In Need of Services	CS	0	▼	-100.0%	-1
	Family Abuse - Protective Order	FP	0	▼	-100.0%	-1
	Truancy	TR	0	▼	-100.0%	-1
	Total		168	▲	24.4%	+33
	GRAND TOTAL		328	▲	11.2%	+33

Filings by Major Case Category**

Category	Summary	Change	% Change	Absolute Change
Adult Criminal	99	▲	+13.8%	+12
Child Dependency	28	▲	-17.6%	-6
Child in Need of Services/Supervision	0	▼	-100.0%	-2
Custody and Visitation	78	▼	+9.9%	+7
Delinquency	9	▲	+12.5%	+1
Juvenile Miscellaneous	14	▲	+100.0%	+7
New to Workload Study	1	▲	-	+1
Other	61	▲	+60.5%	+23
Protective Orders	11	▲		0
Support	19	▼	-34.5%	-10
Traffic	8	↔		0

* Compared to same time period as previous year
 3/11/2024 12:15:49PM

** Case Type Categories are defined in the 2017 Virginia Judicial Workload Assessment
 Source: SCV-SQL-Information

GRAND TOTAL

328

▲

11.2%

+33

2024 Overall GRAND TOTAL		Distribution of Caseload			Change*		Percentage (%) of Caseload		
613 +60 10.8% 		Adult	317	52%	21.0% ▲	+55	Adult	47.4%	51.7%
		Juvenile	296	48%	1.7% ▲	+5	Juvenile	52.6%	48.3%
		GRAND TOTAL	613	100%	10.8% ▲	+60	GRAND TOTAL	100%	100%

Filings by Division & Code

Division	Case Type Description	Code	Summary	Change	% Change	Absolute Change
Adult	Show Cause	SC	99	▲	+110.6%	+52
	Misdemeanor	CM	74	▲	+51.0%	+25
	Other	OT	57	▲	+14.0%	+7
	Civil Support	VS	39	▲	+25.8%	+8
	Capias	CA	15	▼	-58.3%	-21
	Felony	CF	13	▼	-45.8%	-11
	Family Abuse - Protective Order	FP	12	▼	-29.4%	-5
	Violation of Protective Order	PV	3	▲	+50.0%	+1
	Motion - Protective Order	MP	2	▼	-33.3%	-1
	Remand Support	RS	2	▼	-33.3%	-1
	Non-Family Abuse Protective Order	AP	1	▲	-	+1
	Total		317	▲	21.0%	+55
Juvenile	Custody Visitation	CV	126	▼	-22.7%	-37
	Misdemeanor	DM	64	▲	+220.0%	+44
	Status	ST	25	▼	-19.4%	-6
	Felony	DF	22	▲	+633.3%	+19
	Permanency Planning	PH	14	▲	+1,300.0%	+13
	Paternity	PT	9	▼	-10.0%	-1
	Traffic	T	9	▲	+50.0%	+3
	Foster Care Review	FC	7	▼	-22.2%	-2
	Motion - Protective Order	MP	7	▼	-50.0%	-7
	Remand Custody	RC	3	↔	-	-
	Remand Visitation	RV	3	↔	-	-
	Temporary Detention Order	TD	3	▲	-	+3
	Emergency Custody Order	EC	1	▲	-	+1
	Non-Family Abuse Protective Order	AP	1	▲	-	+1
	Relief of Custody	CR	1	↔	-	-
	Show Cause	SC	1	▲	-	+1
	Abuse and Neglect	AN	0	▼	-100.0%	-18
	Child In Need of Services	CS	0	▼	-100.0%	-1
	Entrustment	ET	0	▼	-100.0%	-2
	Initial Foster Care	IF	0	▼	-100.0%	-4
	Qualified Residential Treatment	QR	0	▼	-100.0%	-1
	Truancy	TR	0	▼	-100.0%	-1
		Total		296	▲	1.7%
GRAND TOTAL			613	▲	10.8%	+60

Filings by Major Case Category**

Category	Summary	Change	% Change	Absolute Change
Adult Criminal	197	▲	+31.3%	+47
Child Dependency	22	▲	-38.9%	-14
Child in Need of Services/Supervision	0	▼	-100.0%	-2
Custody and Visitation	135	▼	-22.0%	-38
Delinquency	87	▲	+278.3%	+64
Juvenile Miscellaneous	25	▼	-19.4%	-6
Other	69	▲	+16.9%	+10
Protective Orders	23	▲	-32.4%	-11
Support	46	▲	+17.9%	+7

* Compared to same time period as previous year
 3/11/2024 12:15:49PM

** Case Type Categories are defined in the 2017 Virginia Judicial Workload Assessment
 Source: SCV-SQL-Information

CPSS - JCMS CASELOAD STATISTICS OF THE JUVENILE & DOMESTIC RELATIONS DISTRICT COURTS
January 2024 thru February 2024 Filings (Compared to January 2023 thru February 2023)

Traffic	9	▲	+50.0%	+3
GRAND TOTAL	613	▲	10.8%	+60

2024 Overall GRAND TOTAL		Distribution of Caseload		Change*		Percentage (%) of Caseload			
552 +27 5.1% 		Adult	314	57%	11.3% ▲	+32	Adult	53.7%	56.9%
		Juvenile	238	43%	-2.1% ▼	-5	Juvenile	46.3%	43.1%
		GRAND TOTAL	552	100%	5.1% ▲	+27	GRAND TOTAL	100%	100%

Filings by Division & Code

Division	Case Type Description	Code	Summary	Change	% Change	Absolute Change
Adult	Misdemeanor	CM	92	▲	+19.5%	+15
	Other	OT	55	▲	+5.8%	+3
	Felony	CF	50	▲	+19.0%	+8
	Civil Support	VS	32	▲	+100.0%	+16
	Capias	CA	22	▲	-21.4%	-6
	Family Abuse - Protective Order	FP	22	▲	+29.4%	+5
	Show Cause	SC	20	▼	-47.4%	-18
	Violation of Protective Order	PV	11	▲	+450.0%	+9
	Motion - Protective Order	MP	4	▼	-42.9%	-3
	Remand Support	RS	3	↔	-	-
	Bond Forfeiture	BF	2	▲	-	+2
	Restricted License for Non-Support	SL	1	▲	-	+1
	Total		314	▲	11.3%	+32
Juvenile	Custody Visitation	CV	120	▼	-0.8%	-1
	Permanency Planning	PH	20	▲	+11.1%	+2
	Foster Care Review	FC	16	▲	+60.0%	+6
	Status	ST	16	▲	+60.0%	+6
	Abuse and Neglect	AN	11	▲	+83.3%	+5
	Felony	DF	8	▼	-20.0%	-2
	Remand Visitation	RV	7	▲	+16.7%	+1
	Initial Foster Care	IF	6	▼	-25.0%	-2
	Misdemeanor	DM	6	▼	-33.3%	-3
	Traffic	T	6	▼	-53.8%	-7
	Remand Custody	RC	5	▼	-16.7%	-1
	Truancy	TR	4	▲	+33.3%	+1
	Voluntary Continuing Services and Support Agree	VA	4	▲	+100.0%	+2
	Paternity	PT	3	▼	-25.0%	-1
	Civil Violation	CI	2	▲	-	+2
	Terminate Parental Rights	TP	2	▼	-80.0%	-8
	Emergency Custody Order	EC	1	▲	-	+1
	Temporary Detention Order	TD	1	▼	-50.0%	-1
	Qualified Residential Treatment	QR	0	▼	-100.0%	-4
	Relief of Custody	CR	0	▼	-100.0%	-1
	Total		238	▼	-2.1%	-5
GRAND TOTAL			552	▲	5.1%	+27

Filings by Major Case Category**

Category	Summary	Change	% Change	Absolute Change
Adult Criminal	192	▲	+4.3%	+8
Child Dependency	59	▼	-	0
Child in Need of Services/Supervision	4	▲	+33.3%	+1
Custody and Visitation	123	▼	-1.6%	-2
Delinquency	14	▼	-26.3%	-5
Juvenile Miscellaneous	16	▲	+60.0%	+6
New to Workload Study	2	▲	-	+2
Other	72	▲	+4.3%	+3
Protective Orders	26	▼	+8.3%	+2
Support	38	▲	+100.0%	+19

* Compared to same time period as previous year
 3/11/2024 12:15:49PM

** Case Type Categories are defined in the 2017 Virginia Judicial Workload Assessment
 Source: SCV-SQL-Information

Traffic		6	▼	-53.8%	-7
	GRAND TOTAL	552	▲	5.1%	+27

2024 Overall GRAND TOTAL		Distribution of Caseload		Change*		Percentage (%) of Caseload		
288	-23 -7.4%	Adult	129 45%	-11.0% ▼	-16	Adult	2023 46.6%	2024 44.8%
2024		Juvenile	159 55%	-4.2% ▼	-7	Juvenile	53.4%	55.2%
2023		GRAND TOTAL	288 100%	-7.4% ▼	-23	GRAND TOTAL	100%	100%

Filings by Division & Code

Division	Case Type Description	Code	Summary	Change	% Change	Absolute Change
Adult	Show Cause	SC	41	▲	+127.8%	+23
	Other	OT	36	▲	+50.0%	+12
	Capias	CA	14	↔		-
	Civil Support	VS	13	↔		-
	Misdemeanor	CM	13	▼	-69.0%	-29
	Family Abuse - Protective Order	FP	6	▼	-45.5%	-5
	Felony	CF	4	▼	-75.0%	-12
	Motion - Protective Order	MP	2	▲	+100.0%	+1
	Bond Forfeiture	BF	0	▼	-100.0%	-1
	Remand Support	RS	0	▼	-100.0%	-4
	Restricted License for Non-Support	SL	0	▼	-100.0%	-1
		Total		129	▼	-11.0%
Juvenile	Custody Visitation	CV	73	▼	-11.0%	-9
	Child at Risk	RI	14	▲	+366.7%	+11
	Permanency Planning	PH	13	▲	+62.5%	+5
	Terminate Parental Rights	TP	12	▲	-	+12
	Entrustment	ET	10	▲	-	+10
	Abuse and Neglect	AN	7	▲	+75.0%	+3
	Truancy	TR	6	▼	-57.1%	-8
	Foster Care Review	FC	5	▼	-66.7%	-10
	Initial Foster Care	IF	3	▼	-72.7%	-8
	Misdemeanor	DM	3	▲	+200.0%	+2
	Paternity	PT	2	▲	-	+2
	Relief of Custody	CR	2	▲	+100.0%	+1
	Status	ST	2	▼	-66.7%	-4
	Traffic	T	2	▼	-66.7%	-4
	Child In Need of Services	CS	1	↔		-
	Civil Violation	CI	1	▲	-	+1
	Emancipation	EP	1	▲	-	+1
	Felony	DF	1	▲	-	+1
	Voluntary Continuing Services and Support Agree	VA	1	▲	-	+1
	Non-Family Abuse Protective Order	AP	0	▼	-100.0%	-3
Remand Custody	RC	0	▼	-100.0%	-5	
Remand Visitation	RV	0	▼	-100.0%	-6	
	Total		159	▼	-4.2%	-7
GRAND TOTAL			288	▼	-7.4%	-23

Filings by Major Case Category**

Category	Summary	Change	% Change	Absolute Change
Adult Criminal	68	▼	-20.9%	-18
Child Dependency	67	▲	+59.5%	+25
Child in Need of Services/Supervision	7	▼	-53.3%	-8
Custody and Visitation	75	▲	-8.5%	-7
Delinquency	4	▲	+300.0%	+3
Juvenile Miscellaneous	3	▲	-50.0%	-3
New to Workload Study	1	▲	-	+1
Other	36	▲	-7.7%	-3
Protective Orders	8	▼	-46.7%	-7

* Compared to same time period as previous year
 3/11/2024 12:15:49PM

** Case Type Categories are defined in the 2017 Virginia Judicial Workload Assessment
 Source: SCV-SQL-Information

CPSS - JCMS CASELOAD STATISTICS OF THE JUVENILE & DOMESTIC RELATIONS DISTRICT COURTS
January 2024 thru February 2024 Filings (Compared to January 2023 thru February 2023)

Buchanan

District: 29 FIPS: 027

Support	17	▼	-10.5%	-2
Traffic	2	▼	-66.7%	-4
GRAND TOTAL	288	▼	-7.4%	-23

* Compared to same time period as previous year
3/11/2024 12:15:49PM

** Case Type Categories are defined in the 2017 Virginia Judicial Workload Assessment
Source: SCV-SQL-Information

2024 Overall GRAND TOTAL		Distribution of Caseload		Change*		Percentage (%) of Caseload		
188	-18 -8.7%	Adult	71 38%	-26.0% ▼	-25	Adult	2023 46.6%	2024 37.8%
2024		Juvenile	117 62%	6.4% ▲	+7	Juvenile	53.4%	62.2%
2023		GRAND TOTAL	188 100%	-8.7% ▼	-18	GRAND TOTAL	100%	100%

Filings by Division & Code

Division	Case Type Description	Code	Summary	Change	% Change	Absolute Change
Adult	Misdemeanor	CM	16	▼	-30.4%	-7
	Other	OT	15	▼	-6.3%	-1
	Civil Support	VS	13	▼	-27.8%	-5
	Capias	CA	12	▲	+140.0%	+7
	Show Cause	SC	8	▼	-33.3%	-4
	Family Abuse - Protective Order	FP	5	▼	-64.3%	-9
	Motion - Protective Order	MP	1	↔		-
	Remand Support	RS	1	↔		-
	Felony	CF	0	▼	-100.0%	-6
	Total			71	▼	-26.0%
Juvenile	Custody Visitation	CV	85	▲	+34.9%	+22
	Misdemeanor	DM	12	▲	+1,100.0%	+11
	Permanency Planning	PH	6	▼	-25.0%	-2
	Entrustment	ET	4	▲	+300.0%	+3
	Felony	DF	2	▼	-33.3%	-1
	Foster Care Review	FC	2	▼	-50.0%	-2
	Initial Foster Care	IF	1	↔		-
	Motion - Protective Order	MP	1	▲	-	+1
	Paternity	PT	1	↔		-
	Show Cause	SC	1	▲		-
	Status	ST	1	▼	-75.0%	-3
	Voluntary Continuing Services and Support Agree	VA	1	▲	-	+1
	Abuse and Neglect	AN	0	▼	-100.0%	-3
	Child In Need of Services	CS	0	▼	-100.0%	-5
	Mental Commitment	MC	0	▼	-100.0%	-1
	Other	OT	0	▼	-100.0%	-1
	Qualified Residential Treatment	QR	0	▼	-100.0%	-1
	Remand Custody	RC	0	▼	-100.0%	-1
	Terminate Parental Rights	TP	0	▼	-100.0%	-2
	Traffic	T	0	▼	-100.0%	-8
Truancy	TR	0	▼	-100.0%	-1	
Total			117	▲	6.4%	+7
GRAND TOTAL			188	▼	-8.7%	-18

Filings by Major Case Category**

Category	Summary	Change	% Change	Absolute Change
Adult Criminal	34	▼	-19.0%	-8
Child Dependency	14	▲	-30.0%	-6
Child in Need of Services/Supervision	0	▼	-100.0%	-7
Custody and Visitation	86	▲	+34.4%	+22
Delinquency	15	▲	+275.0%	+11
Juvenile Miscellaneous	1	▼	-80.0%	-4
Other	16	▼	-15.8%	-3
Protective Orders	7	▲	-53.3%	-8
Support	15	▼	-31.8%	-7
Traffic	0	▼	-100.0%	-8
GRAND TOTAL	188	▼	-8.7%	-18

* Compared to same time period as previous year
 3/11/2024 12:15:49PM

** Case Type Categories are defined in the 2017 Virginia Judicial Workload Assessment
 Source: SCV-SQL-Information

2024 Overall GRAND TOTAL		Distribution of Caseload		Change*		Percentage (%) of Caseload		
382	-47 -11.0%	Adult	208 54%	-21.5% ▼	-57	Adult	2023 61.8%	2024 54.5%
2024		Juvenile	174 46%	6.1% ▲	+10	Juvenile	38.2%	45.5%
2023		GRAND TOTAL	382 100%	-11.0% ▼	-47	GRAND TOTAL	100%	100%

Filings by Division & Code

Division	Case Type Description	Code	Summary	Change	% Change	Absolute Change
Adult	Misdemeanor	CM	59	▲	+268.8%	+43
	Show Cause	SC	53	▼	-67.1%	-108
	Other	OT	22	▲	-24.1%	-7
	Felony	CF	19	▲	+375.0%	+15
	Civil Support	VS	17	▼	-22.7%	-5
	Capias	CA	12	↔		-
	Family Abuse - Protective Order	FP	9	▼	-40.0%	-6
	Motion - Protective Order	MP	6	▲	+100.0%	+3
	Bond Forfeiture	BF	4	▲	-	+4
	Remand Support	RS	3	↔		-
	Violation of Protective Order	PV	3	▲	-	+3
	Non-Family Abuse Protective Order	AP	1	▲	-	+1
		Total		208	▼	-21.5%
Juvenile	Custody Visitation	CV	81	▼	-10.0%	-9
	Terminate Parental Rights	TP	14	▲	-	+14
	Entrustment	ET	11	▲	-	+11
	Misdemeanor	DM	11	▲	+57.1%	+4
	Traffic	T	9	▲	+350.0%	+7
	Abuse and Neglect	AN	8	↔		-
	Permanency Planning	PH	8	▼	-33.3%	-4
	Remand Custody	RC	5	▲	+25.0%	+1
	Remand Visitation	RV	5	▲	+25.0%	+1
	Foster Care Review	FC	4	▼	-71.4%	-10
	Motion - Protective Order	MP	4	▲	+100.0%	+2
	Relief of Custody	CR	3	▲	-	+3
	Other	OT	2	▲	-	+2
	Temporary Detention Order	TD	2	▲	+100.0%	+1
	Truancy	TR	2	▼	-66.7%	-4
	Child In Need of Services	CS	1	▼	-50.0%	-1
	Emergency Custody Order	EC	1	▲	-	+1
	Felony	DF	1	▼	-66.7%	-2
	Mental Commitment	MC	1	▲	-	+1
	Non-Family Abuse Protective Order	AP	1	▲	-	+1
	Initial Foster Care	IF	0	▼	-100.0%	-4
	Paternity	PT	0	▼	-100.0%	-3
	Voluntary Continuing Services and Support Agreem	VA	0	▼	-100.0%	-2
	Total		174	▲	6.1%	+10
GRAND TOTAL			382	▼	-11.0%	-47

Filings by Major Case Category**

Category	Summary	Change	% Change	Absolute Change
Adult Criminal	136	▲	-25.3%	-46
Child Dependency	48	▲	+20.0%	+8
Child in Need of Services/Supervision	3	▼	-62.5%	-5
Custody and Visitation	81	▼	-12.9%	-12
Delinquency	12	▼	+20.0%	+2
Other	41	▲		0
Protective Orders	21	▲	+5.0%	+1

* Compared to same time period as previous year
 3/11/2024 12:15:49PM

** Case Type Categories are defined in the 2017 Virginia Judicial Workload Assessment
 Source: SCV-SQL-Information

CPSS - JCMS CASELOAD STATISTICS OF THE JUVENILE & DOMESTIC RELATIONS DISTRICT COURTS
 January 2024 thru February 2024 Filings (Compared to January 2023 thru February 2023)

Support	31	▲	-6.1%	-2
Traffic	9	▲	+350.0%	+7
GRAND TOTAL	382	▼	-11.0%	-47

* Compared to same time period as previous year
 3/11/2024 12:15:49PM

** Case Type Categories are defined in the 2017 Virginia Judicial Workload Assessment
 Source: SCV-SQL-Information

2024 Overall GRAND TOTAL		Distribution of Caseload		Change*		Percentage (%) of Caseload			
490 -96 -16.4% 		Adult	231	47%	-15.7% ▼	-43	Adult	46.8%	47.1%
		Juvenile	259	53%	-17.0% ▼	-53	Juvenile	53.2%	52.9%
		GRAND TOTAL	490	100%	-16.4% ▼	-96	GRAND TOTAL	100%	100%

Filings by Division & Code

Division	Case Type Description	Code	Summary	Change	% Change	Absolute Change
Adult	Other	OT	53	▼	-8.6%	-5
	Misdemeanor	CM	48	▼	-21.3%	-13
	Show Cause	SC	41	▲	-14.6%	-7
	Civil Support	VS	34	▲	+3.0%	+1
	Family Abuse - Protective Order	FP	17	▼	-19.0%	-4
	Capias	CA	16	▼	-36.0%	-9
	Felony	CF	15	▼	-37.5%	-9
	Motion - Protective Order	MP	4	▲	-	+4
	Non-Family Abuse Protective Order	AP	2	▲	-	+2
	Restricted License for Non-Support	SL	1	▲	-	+1
	Remand Support	RS	0	▼	-100.0%	-4
	Total		231	▼	-15.7%	-43
Juvenile	Custody Visitation	CV	164	▼	-1.8%	-3
	Motion - Protective Order	MP	16	▲	+45.5%	+5
	Abuse and Neglect	AN	13	▼	-53.6%	-15
	Misdemeanor	DM	13	▲	+8.3%	+1
	Traffic	T	11	▼	-21.4%	-3
	Foster Care Review	FC	8	▲	+60.0%	+3
	Status	ST	7	▲	+600.0%	+6
	Permanency Planning	PH	6	▼	-78.6%	-22
	Truancy	TR	4	▲	+300.0%	+3
	Child In Need of Services	CS	3	▲	+200.0%	+2
	Initial Foster Care	IF	3	▼	-57.1%	-4
	Show Cause	SC	3	▲	-	+3
	Felony	DF	2	▲	+100.0%	+1
	Paternity	PT	2	▲	-	+2
	Child at Risk	RI	1	▲	-	+1
	Emergency Custody Order	EC	1	▼	-50.0%	-1
	Relief of Custody	CR	1	▲	-	+1
	Remand Custody	RC	1	▼	-87.5%	-7
	Entrustment	ET	0	▼	-100.0%	-2
	Non-Family Abuse Protective Order	AP	0	▼	-100.0%	-5
	Other	OT	0	▼	-100.0%	-4
	Protective Order	PC	0	▼	-100.0%	-1
	Qualified Residential Treatment	QR	0	▼	-100.0%	-1
	Temporary Detention Order	TD	0	▼	-100.0%	-2
	Terminate Parental Rights	TP	0	▼	-100.0%	-10
	Voluntary Continuing Services and Support Agree	VA	0	▼	-100.0%	-1
		Total		259	▼	-17.0%
	GRAND TOTAL		490	▼	-16.4%	-96

Filings by Major Case Category**

Category	Summary	Change	% Change	Absolute Change
Adult Criminal	105	▼	-28.6%	-42
Child Dependency	32	▲	-61.0%	-50
Child in Need of Services/Supervision	7	▲	+250.0%	+5
Custody and Visitation	166	▲	-0.6%	-1
Delinquency	18	▲	+28.6%	+4

* Compared to same time period as previous year
 3/11/2024 12:15:49PM

** Case Type Categories are defined in the 2017 Virginia Judicial Workload Assessment
 Source: SCV-SQL-Information

CPSS - JCMS CASELOAD STATISTICS OF THE JUVENILE & DOMESTIC RELATIONS DISTRICT COURTS
 January 2024 thru February 2024 Filings (Compared to January 2023 thru February 2023)

Juvenile Miscellaneous	7	▲	+600.0%	+6
Other	55	▼	-29.5%	-23
Protective Orders	39	▲	+5.4%	+2
Support	50	▲	+13.6%	+6
Traffic	11	▼	-21.4%	-3
GRAND TOTAL	490	▼	-16.4%	-96

2024 Overall GRAND TOTAL		Distribution of Caseload		Change*		Percentage (%) of Caseload			
241 -44 -15.4% 		Adult	104	43%	-20.0% ▼	-26	Adult	45.6%	43.2%
		Juvenile	137	57%	-11.6% ▼	-18	Juvenile	54.4%	56.8%
		GRAND TOTAL	241	100%	-15.4% ▼	-44	GRAND TOTAL	100%	100%

Filings by Division & Code

Division	Case Type Description	Code	Summary	Change	% Change	Absolute Change
Adult	Misdemeanor	CM	23	▲	+4.5%	+1
	Other	OT	23	▼	-30.3%	-10
	Show Cause	SC	22	▲	-18.5%	-5
	Civil Support	VS	13	▼	-31.6%	-6
	Family Abuse - Protective Order	FP	12	▼	-20.0%	-3
	Capias	CA	8	▲	+14.3%	+1
	Felony	CF	2	▲	+100.0%	+1
	Motion - Protective Order	MP	1	▼	-66.7%	-2
	Bond Forfeiture	BF	0	▼	-100.0%	-1
	Non-Family Abuse Protective Order	AP	0	▼	-100.0%	-2
	Total			104	▼	-20.0%
Juvenile	Custody Visitation	CV	44	▼	-48.8%	-42
	Abuse and Neglect	AN	20	▲	+42.9%	+6
	Traffic	T	19	▲	+137.5%	+11
	Foster Care Review	FC	12	▲	+9.1%	+1
	Permanency Planning	PH	12	▲	+50.0%	+4
	Misdemeanor	DM	8	▲	+166.7%	+5
	Truancy	TR	6	▼	-33.3%	-3
	Terminate Parental Rights	TP	5	▲	+150.0%	+3
	Initial Foster Care	IF	3	↔		-
	Non-Family Abuse Protective Order	AP	2	▲	+100.0%	+1
	Paternity	PT	2	▲	+100.0%	+1
	Child In Need of Services	CS	1	↔		-
	Felony	DF	1	▼	-50.0%	-1
	Relief of Custody	CR	1	▲	-	+1
	Show Cause	SC	1	↔		-
	Other	OT	0	▼	-100.0%	-1
	Qualified Residential Treatment	QR	0	▼	-100.0%	-1
	Status	ST	0	▼	-100.0%	-3
	Total			137	▼	-11.6%
GRAND TOTAL			241	▼	-15.4%	-44

Filings by Major Case Category**

Category	Summary	Change	% Change	Absolute Change
Adult Criminal	45	▼	-13.5%	-7
Child Dependency	53	▲	+35.9%	+14
Child in Need of Services/Supervision	7	▼	-30.0%	-3
Custody and Visitation	46	▲	-47.1%	-41
Delinquency	10	▲	+66.7%	+4
Juvenile Miscellaneous	0	▼	-100.0%	-3
Other	23	▼	-32.4%	-11
Protective Orders	15	▼	-28.6%	-6
Support	23	▲	-8.0%	-2
Traffic	19	▲	+137.5%	+11
GRAND TOTAL	241	▼	-15.4%	-44

* Compared to same time period as previous year
 3/11/2024 12:15:49PM

** Case Type Categories are defined in the 2017 Virginia Judicial Workload Assessment
 Source: SCV-SQL-Information

2024 Overall GRAND TOTAL		Distribution of Caseload			Change*		Percentage (%) of Caseload		
271 +54 24.9% 	Adult	78	29%	-16.1% ▼	-15	Adult	2023	2024	
	Juvenile	193	71%	55.6% ▲	+69	Juvenile	42.9%	28.8%	
GRAND TOTAL		271	100%	24.9% ▲	+54	GRAND TOTAL	100%	100%	

Filings by Division & Code

Division	Case Type Description	Code	Summary	Change	% Change	Absolute Change	
Adult	Misdemeanor	CM	28	▼	-22.2%	-8	
	Other	OT	15	▲	+36.4%	+4	
	Civil Support	VS	11	▲	+266.7%	+8	
	Capias	CA	5	▼	-64.3%	-9	
	Felony	CF	5	▼	-28.6%	-2	
	Show Cause	SC	5	▼	-61.5%	-8	
	Family Abuse - Protective Order	FP	3	▼	-50.0%	-3	
	Remand Support	RS	3	▲	+50.0%	+1	
	Motion - Protective Order	MP	2	▲	+100.0%	+1	
	Non-Family Abuse Protective Order	AP	1	▲	-	+1	
Total			78	▼	-16.1%	-15	
Juvenile	Misdemeanor	DM	101	▲	+676.9%	+88	
	Custody Visitation	CV	40	▲	+2.6%	+1	
	Traffic	T	13	▼	-38.1%	-8	
	Foster Care Review	FC	7	▲	+40.0%	+2	
	Terminate Parental Rights	TP	6	▲	+50.0%	+2	
	Remand Custody	RC	5	▲	+25.0%	+1	
	Remand Visitation	RV	5	▲	+25.0%	+1	
	Permanency Planning	PH	4	▲	+33.3%	+1	
	Truancy	TR	4	▼	-42.9%	-3	
	Child In Need of Services	CS	3	▼	-25.0%	-1	
	Felony	DF	2	▼	-71.4%	-5	
	Capias	CA	1	▲	-	-	
	Initial Foster Care	IF	1	↔	-	-	
	Non-Family Abuse Protective Order	AP	1	↔	-	-	
	Abuse and Neglect	AN	0	▼	-100.0%	-5	
	Civil Violation	CI	0	▼	-100.0%	-1	
	Status	ST	0	▼	-100.0%	-3	
	Voluntary Continuing Services and Support Agreem	VA	0	▼	-100.0%	-1	
	Total			193	▲	55.6%	+69
	GRAND TOTAL			271	▲	24.9%	+54

Filings by Major Case Category**

Category	Summary	Change	% Change	Absolute Change	
Adult Criminal	41	▼	-32.8%	-20	
Child Dependency	18	▼	-5.3%	-1	
Child in Need of Services/Supervision	7	▼	-36.4%	-4	
Custody and Visitation	41	▲	+5.1%	+2	
Delinquency	103	▲	+390.5%	+82	
Juvenile Miscellaneous	0	▼	-100.0%	-3	
New to Workload Study	0	▼	-100.0%	-1	
Other	28	▲	+33.3%	+7	
Protective Orders	7	▲	-12.5%	-1	
Support	13	▲	+8.3%	+1	
Traffic	13	▼	-38.1%	-8	
GRAND TOTAL		271	▲	24.9%	+54

* Compared to same time period as previous year
 3/11/2024 12:15:49PM

** Case Type Categories are defined in the 2017 Virginia Judicial Workload Assessment
 Source: SCV-SQL-Information

2024 Overall GRAND TOTAL		Distribution of Caseload		Change*		Percentage (%) of Caseload		
512	-106 -17.2%	Adult	264 52%	-1.9% ▼	-5	Adult	43.5%	51.6%
2024		Juvenile	248 48%	-28.9% ▼	-101	Juvenile	56.5%	48.4%
2023		GRAND TOTAL	512 100%	-17.2% ▼	-106	GRAND TOTAL	100%	100%

Filings by Division & Code

Division	Case Type Description	Code	Summary	Change	% Change	Absolute Change
Adult	Other	OT	86	▲	+41.0%	+25
	Misdemeanor	CM	68	▲	+6.3%	+4
	Family Abuse - Protective Order	FP	29	▲	+52.6%	+10
	Civil Support	VS	23	▼	-54.9%	-28
	Show Cause	SC	23	▼	-39.5%	-15
	Felony	CF	16	▲	+14.3%	+2
	Capias	CA	10	▼	-28.6%	-4
	Motion - Protective Order	MP	5	▲	+66.7%	+2
	Non-Family Abuse Protective Order	AP	4	▼	-20.0%	-1
	Total			264	▼	-1.9%
Juvenile	Custody Visitation	CV	150	▼	-26.1%	-53
	Misdemeanor	DM	23	▼	-28.1%	-9
	Foster Care Review	FC	13	↔		-
	Truancy	TR	13	▲	+30.0%	+3
	Initial Foster Care	IF	9	▲	+350.0%	+7
	Permanency Planning	PH	9	▼	-43.8%	-7
	Child at Risk	RI	7	▼	-30.0%	-3
	Felony	DF	6	▲	+50.0%	+2
	Abuse and Neglect	AN	5	▼	-68.8%	-11
	Child In Need of Services	CS	2	▲	+100.0%	+1
	Non-Family Abuse Protective Order	AP	2	▼	-50.0%	-2
	Relief of Custody	CR	2	▲	-	+2
	Show Cause	SC	2	▲	-	+2
	Traffic	T	2	▼	-33.3%	-1
	Capias	CA	1	▲	-	+1
	Status	ST	1	▼	-94.4%	-17
	Terminate Parental Rights	TP	1	▼	-90.0%	-9
	Emancipation	EP	0	▼	-100.0%	-1
	Entrustment	ET	0	▼	-100.0%	-3
	Voluntary Continuing Services and Support Agreem	VA	0	▼	-100.0%	-3
Total			248	▼	-28.9%	-101
GRAND TOTAL			512	▼	-17.2%	-106

Filings by Major Case Category**

Category	Summary	Change	% Change	Absolute Change
Adult Criminal	110	▼	-8.3%	-10
Child Dependency	46	▲	-37.0%	-27
Child in Need of Services/Supervision	15	▲	+36.4%	+4
Custody and Visitation	150	▼	-26.1%	-53
Delinquency	32	▲	-11.1%	-4
Juvenile Miscellaneous	1	▼	-94.7%	-18
Other	86	▲	+41.0%	+25
Protective Orders	40	▲	+29.0%	+9
Support	30	▼	-50.8%	-31
Traffic	2	▼	-33.3%	-1
GRAND TOTAL	512	▼	-17.2%	-106

* Compared to same time period as previous year
 3/11/2024 12:15:49PM

** Case Type Categories are defined in the 2017 Virginia Judicial Workload Assessment
 Source: SCV-SQL-Information

2024 Overall GRAND TOTAL		Distribution of Caseload			Change*		Percentage (%) of Caseload		
3,050 +90 3.0% 		Adult	1,656	54%	7.6% ▲	+117	Adult	52.0%	54.3%
		Juvenile	1,394	46%	-1.9% ▼	-27	Juvenile	48.0%	45.7%
		GRAND TOTAL	3,050	100%	3.0% ▲	+90	GRAND TOTAL	100%	100%

Filings by Division & Code

Division	Case Type Description	Code	Summary	Change	% Change	Absolute Change	
Adult	Misdemeanor	CM	462	▲	+18.5%	+72	
	Other	OT	303	▲	-1.9%	-6	
	Civil Support	VS	277	▲	+6.9%	+18	
	Show Cause	SC	212	▲	+3.9%	+8	
	Felony	CF	137	▲	+6.2%	+8	
	Capias	CA	110	▼	-2.7%	-3	
	Family Abuse - Protective Order	FP	107	▲	+10.3%	+10	
	Non-Family Abuse Protective Order	AP	20	▲	+300.0%	+15	
	Remand Support	RS	12	▲	+50.0%	+4	
	Motion - Protective Order	MP	10	▼	-33.3%	-5	
	Violation of Protective Order	PV	4	▼	-33.3%	-2	
	Protective Order	PC	1	▲	-	+1	
	Restricted License for Non-Support	SL	1	▲	-	+1	
	Bond Forfeiture	BF	0	▼	-100.0%	-2	
Criminal Support	CS	0	▼	-100.0%	-2		
	Total		1,656	▲	7.6%	+117	
Juvenile	Custody Visitation	CV	649	▼	-10.9%	-79	
	Misdemeanor	DM	291	▲	+24.9%	+58	
	Traffic	T	141	▲	+7.6%	+10	
	Felony	DF	68	▼	-31.3%	-31	
	Motion - Protective Order	MP	28	▼	-17.6%	-6	
	Status	ST	28	▲	+300.0%	+21	
	Truancy	TR	28	▲	+12.0%	+3	
	Non-Family Abuse Protective Order	AP	21	▲	+320.0%	+16	
	Abuse and Neglect	AN	19	▲	+11.8%	+2	
	Remand Custody	RC	18	▲	+50.0%	+6	
	Remand Visitation	RV	18	▲	+50.0%	+6	
	Permanency Planning	PH	17	▼	-37.0%	-10	
	Terminate Parental Rights	TP	16	▼	-38.5%	-10	
	Foster Care Review	FC	14	▲	+7.7%	+1	
	Paternity	PT	9	▼	-55.0%	-11	
	Initial Foster Care	IF	8	▲	+33.3%	+2	
	Child In Need of Services	CS	4	▼	-60.0%	-6	
	Show Cause	SC	4	▲	-	+4	
	Family Abuse - Protective Order	FP	3	▲	+200.0%	+2	
	Voluntary Continuing Services and Support Agreem	VA	3	↔	-	-	
	Other	OT	2	▲	+100.0%	+1	
	Violation Family Abuse Protective Order	PS	2	▲	-	+2	
	Juvenile Support	JS	1	▲	-	+1	
	Mental Commitment	MC	1	▼	-75.0%	-3	
	Temporary Detention Order	TD	1	▼	-75.0%	-3	
	Civil Violation	CI	0	▼	-100.0%	-1	
	Qualified Residential Treatment	QR	0	▼	-100.0%	-2	
		Total		1,394	▼	-1.9%	-27
	GRAND TOTAL			3,050	▲	3.0%	+90

* Compared to same time period as previous year
 3/11/2024 12:15:49PM

** Case Type Categories are defined in the 2017 Virginia Judicial Workload Assessment
 Source: SCV-SQL-Information

Filings by Major Case Category**

Category	Summary	Change	% Change	Absolute Change
Adult Criminal	861	▲	+8.6%	+68
Child Dependency	77	▼	-18.1%	-17
Child in Need of Services/Supervision	36	▲	+2.9%	+1
Custody and Visitation	658	▼	-12.0%	-90
Delinquency	361	▲	+8.7%	+29
Juvenile Miscellaneous	28	▲	+300.0%	+21
New to Workload Study	0	▼	-100.0%	-1
Other	355	▲	+1.4%	+5
Protective Orders	189	▲	+20.4%	+32
Support	344	▲	+10.3%	+32
Traffic	141	▲	+7.6%	+10
GRAND TOTAL	3,050	▲	3.0%	+90

* Compared to same time period as previous year
 3/11/2024 12:15:49PM

** Case Type Categories are defined in the 2017 Virginia Judicial Workload Assessment
 Source: SCV-SQL-Information

2024 Overall GRAND TOTAL		Distribution of Caseload		Change*		Percentage (%) of Caseload		
274	-1 -0.4%	Adult	112 41%	-23.3% ▼	-34	Adult	53.1%	40.9%
2024		Juvenile	162 59%	25.6% ▲	+33	Juvenile	46.9%	59.1%
2023		GRAND TOTAL	274 100%	-0.4% ▼	-1	GRAND TOTAL	100%	100%

Filings by Division & Code

Division	Case Type Description	Code	Summary	Change	% Change	Absolute Change
Adult	Misdemeanor	CM	41	▼	-2.4%	-1
	Show Cause	SC	24	▲	-17.2%	-5
	Other	OT	16	▼	-48.4%	-15
	Civil Support	VS	13	▼	-27.8%	-5
	Capias	CA	6	▼	-50.0%	-6
	Family Abuse - Protective Order	FP	6	▼	-40.0%	-4
	Felony	CF	3	▲	+200.0%	+2
	Remand Support	RS	2	▲	-	+2
	Non-Family Abuse Protective Order	AP	1	▼	-50.0%	-1
	Motion - Protective Order	MP	0	▼	-100.0%	-1
		Total		112	▼	-23.3%
Juvenile	Custody Visitation	CV	90	▲	+69.8%	+37
	Misdemeanor	DM	19	▼	-9.5%	-2
	Felony	DF	14	▲	-	+14
	Traffic	T	10	▲	+42.9%	+3
	Truancy	TR	5	▲	-	+5
	Remand Visitation	RV	4	▲	+33.3%	+1
	Foster Care Review	FC	3	▲	-	+3
	Initial Foster Care	IF	3	▲	+200.0%	+2
	Paternity	PT	3	▲	+200.0%	+2
	Remand Custody	RC	3	↔	-	-
	Status	ST	3	▼	-88.9%	-24
	Emergency Custody Order	EC	2	▲	-	+2
	Abuse and Neglect	AN	1	▼	-66.7%	-2
	Permanency Planning	PH	1	▲	-	+1
	Temporary Detention Order	TD	1	▼	-66.7%	-2
	Child In Need of Services	CS	0	▼	-100.0%	-1
	Emancipation	EP	0	▼	-100.0%	-1
	Non-Family Abuse Protective Order	AP	0	▼	-100.0%	-2
	Other	OT	0	▼	-100.0%	-1
	Show Cause	SC	0	▼	-100.0%	-1
	Voluntary Continuing Services and Support Agree	VA	0	▼	-100.0%	-1
	Total		162	▲	25.6%	+33
GRAND TOTAL			274	▼	-0.4%	-1

Filings by Major Case Category**

Category	Summary	Change	% Change	Absolute Change
Adult Criminal	60	▲	-24.1%	-19
Child Dependency	8	▲	+60.0%	+3
Child in Need of Services/Supervision	5	▲	+400.0%	+4
Custody and Visitation	93	▲	+72.2%	+39
Delinquency	33	▲	+50.0%	+11
Juvenile Miscellaneous	3	▼	-89.3%	-25
Other	28	▲	-31.7%	-13
Protective Orders	7	▼	-53.3%	-8
Support	27	▲	+17.4%	+4
Traffic	10	▲	+42.9%	+3

* Compared to same time period as previous year
 3/11/2024 12:15:49PM

** Case Type Categories are defined in the 2017 Virginia Judicial Workload Assessment
 Source: SCV-SQL-Information

GRAND TOTAL

274



-0.4%

-1

2024 Overall GRAND TOTAL		Distribution of Caseload			Change*		Percentage (%) of Caseload		
139 +74 113.8% 	Adult	73	53%	97.3% ▲	+36	Adult	2023: 56.9%	2024: 52.5%	
	Juvenile	66	47%	135.7% ▲	+38	Juvenile	43.1%	47.5%	
GRAND TOTAL		139	100%	113.8% ▲	+74	GRAND TOTAL	100%	100%	

Filings by Division & Code

Division	Case Type Description	Code	Summary	Change	% Change	Absolute Change
Adult	Misdemeanor	CM	24	▲	+166.7%	+15
	Felony	CF	15	▲	+275.0%	+11
	Other	OT	13	▲	+44.4%	+4
	Civil Support	VS	8	▲	+14.3%	+1
	Family Abuse - Protective Order	FP	6	▲	+200.0%	+4
	Show Cause	SC	6	▲	+100.0%	+3
	Capias	CA	1	▼	-50.0%	-1
	Non-Family Abuse Protective Order	AP	0	▼	-100.0%	-1
	Total			73	▲	97.3%
Juvenile	Custody Visitation	CV	22	▲	+175.0%	+14
	Misdemeanor	DM	21	▲	+162.5%	+13
	Abuse and Neglect	AN	10	▲	-	+10
	Traffic	T	7	▲	+75.0%	+3
	Felony	DF	3	▲	-	+3
	Truancy	TR	2	▲	-	+2
	Child In Need of Services	CS	1	▲	-	+1
	Family Abuse - Protective Order	FP	0	▼	-100.0%	-1
	Foster Care Review	FC	0	▼	-100.0%	-3
	Initial Foster Care	IF	0	▼	-100.0%	-2
	Status	ST	0	▼	-100.0%	-1
	Temporary Detention Order	TD	0	▼	-100.0%	-1
	Total			66	▲	135.7%
GRAND TOTAL			139	▲	113.8%	+74

Filings by Major Case Category**

Category	Summary	Change	% Change	Absolute Change	
Adult Criminal	43	▲	+138.9%	+25	
Child Dependency	10	▲	+100.0%	+5	
Child in Need of Services/Supervision	3	▲	-	+3	
Custody and Visitation	22	▲	+175.0%	+14	
Delinquency	24	▲	+200.0%	+16	
Juvenile Miscellaneous	0	▼	-100.0%	-1	
Other	13	▼	+30.0%	+3	
Protective Orders	6	↔	+50.0%	+2	
Support	11	▲	+57.1%	+4	
Traffic	7	▲	+75.0%	+3	
GRAND TOTAL		139	▲	113.8%	+74

* Compared to same time period as previous year
 3/11/2024 12:15:49PM

** Case Type Categories are defined in the 2017 Virginia Judicial Workload Assessment
 Source: SCV-SQL-Information