




2024 Overall GRAND TOTAL		Distribution of Caseload			Change*		Percentage (%) of Caseload		
<b>428,206</b>	-2,281 -0.5%	<b>Adult</b>	221,407	52%	1.8% ▲	+3,966	<b>Adult</b>	50.5%	51.7%
2024 		<b>Juvenile</b>	206,799	48%	-2.9% ▼	-6,247	<b>Juvenile</b>	49.5%	48.3%
2023 		<b>GRAND TOTAL</b>	<b>428,206</b>	100%	-0.5% ▼	-2,281	<b>GRAND TOTAL</b>	100%	100%

Filings by Division & Code

Division	Case Type Description	Code	Summary	Change	% Change	Absolute Change
<b>Adult</b>	Misdemeanor	CM	49,963	▲	+1.4%	+701
	Show Cause	SC	39,944	▲	+16.4%	+5,641
	Civil Support	VS	39,530	▲	+0.1%	+24
	Other	OT	38,126	▼	-4.0%	-1,588
	Family Abuse - Protective Order	FP	16,811	▼	-0.6%	-103
	Felony	CF	16,340	▲	+4.8%	+743
	Capias	CA	12,200	▼	-3.8%	-479
	Remand Support	RS	3,211	▼	-19.9%	-799
	Motion - Protective Order	MP	2,312	▼	-0.6%	-15
	Non-Family Abuse Protective Order	AP	1,349	▼	-12.5%	-192
	Violation of Protective Order	PV	1,081	▲	+3.9%	+41
	Protective Order	PC	184	▼	-8.5%	-17
	Restricted License for Non-Support	SL	179	▲	+16.2%	+25
	Violation Family Abuse Protective Order	PS	77	▲	+57.1%	+28
	Bond Forfeiture	BF	67	▼	-33.0%	-33
	Criminal Support	CS	14	▼	-53.3%	-16
	Emergency Custody Order	EC	9	▲	+350.0%	+7
	Return of Desposit (Bondsman)	RD	7	▲	+75.0%	+3
	Emergency Substantial Risk Order	SR	2	▼	-50.0%	-2
	Mental Commitment	MC	1	↔		-
Temporary Detention Order	TD	0	▼	-100.0%	-3	
	<b>Total</b>		<b>221,407</b>	<b>▲</b>	<b>1.8%</b>	<b>+3,966</b>
<b>Juvenile</b>	Custody Visitation	CV	113,452	▼	-4.1%	-4,844
	Misdemeanor	DM	22,310	▲	+4.5%	+962
	Traffic	T	10,669	▼	-4.5%	-498
	Felony	DF	7,820	▼	-4.9%	-399
	Abuse and Neglect	AN	5,181	▼	-0.8%	-42
	Status	ST	5,085	▼	-13.2%	-776
	Remand Custody	RC	4,631	▼	-18.3%	-1,034
	Permanency Planning	PH	4,284	▲	+4.7%	+193
	Remand Visitation	RV	4,172	▼	-18.5%	-949
	Foster Care Review	FC	3,945	▲	+4.9%	+184
	Paternity	PT	3,535	▼	-2.1%	-77
	Truancy	TR	2,564	▲	+0.7%	+18
	Initial Foster Care	IF	2,321	▲	+11.9%	+247
	Motion - Protective Order	MP	1,947	▲	+9.8%	+174
	Terminate Parental Rights	TP	1,907	▲	+4.1%	+75
	Show Cause	SC	1,676	▲	+6.0%	+95
	Non-Family Abuse Protective Order	AP	1,596	▲	+4.0%	+61
	Special Immigrant Juvenile Status	SI	1,596	▲	+56.5%	+576
	Temporary Detention Order	TD	1,455	▼	-10.8%	-177
	Child In Need of Services	CS	1,364	▲	+2.3%	+31
	Mental Commitment	MC	879	▼	-6.6%	-62
	Civil Violation	CI	864	▼	-4.3%	-39
	Voluntary Continuing Services and Support Agreem	VA	647	▲	+19.4%	+105
	Other	OT	621	▲	+12.9%	+71
	Emergency Custody Order	EC	607	▼	-15.9%	-115
	Entrustment	ET	420	▲	+35.0%	+109
	Relief of Custody	CR	372	▼	-0.8%	-3
	Capias	CA	334	▼	-7.2%	-26
	Child at Risk	RI	251	▲	+1.2%	+3

\* Compared to same time period as previous year

\*\* Case Type Categories are defined in the 2017 Virginia Judicial Workload Assessment

The data reported reflect the case management system. The case types reported may not necessitate judicial involvement.

			Summary	Change	% Change	Absolute Change
<b>Juvenile</b>	Family Abuse - Protective Order	FP	193	▲	+28.7%	+43
	Emancipation	EP	44	▼	-21.4%	-12
	Juvenile Support	JS	15	▲	+25.0%	+3
	Restoration of Parental Rights	RR	13	▲	+225.0%	+9
	Violation Family Abuse Protective Order	PS	13	▲	+225.0%	+9
	Protective Order	PC	7	▼	-58.8%	-10
	Violation of Protective Order	PV	4	▼	-20.0%	-1
	Restricted Operators License	RL	3	▼	-40.0%	-2
	Qualified Residential Treatment	QR	2	▼	-98.7%	-149
	Total		<b>206,799</b>	▼	<b>-2.9%</b>	<b>-6,247</b>
<b>GRAND TOTAL</b>			<b>428,206</b>	▼	-0.5%	-2,281




**Filings by Major Case Category\*\***

Category			Summary	Change	% Change	Absolute Change
Adult Criminal			102,759	▲	+2.0%	+1,986
Child Dependency			19,330	▼	+3.9%	+722
Child in Need of Services/Supervision			4,120	▲	+2.0%	+81
Custody and Visitation			117,000	▼	-4.0%	-4,928
Delinquency			31,959	▲	+1.9%	+605
Juvenile Miscellaneous			5,142	▲	-13.2%	-780
New to Workload Study			2,462	▲	+27.8%	+535
Other			53,719	▲	-8.0%	-4,645
Protective Orders			24,208	▲	-0.1%	-32
Support			56,835	▲	+9.0%	+4,675
Traffic			10,672	▼	-4.5%	-500
<b>GRAND TOTAL</b>			<b>428,206</b>	▼	-0.5%	-2,281

\* Compared to same time period as previous year

\*\* Case Type Categories are defined in the 2017 Virginia Judicial Workload Assessment

The data reported reflect the case management system. The case types reported may not necessitate judicial involvement.

2024 Overall GRAND TOTAL		Distribution of Caseload			Change*		Percentage (%) of Caseload		
<b>14,982</b>	-265 -1.7%	<b>Adult</b>	8,249	55%	1.6% ▲	+126	<b>Adult</b>	53.3%	55.1%
2024 		<b>Juvenile</b>	6,733	45%	-5.5% ▼	-391	<b>Juvenile</b>	46.7%	44.9%
2023 		<b>GRAND TOTAL</b>	<b>14,982</b>	100%	-1.7% ▼	-265	<b>GRAND TOTAL</b>	100%	100%

Filings by Division & Code

Division	Case Type Description	Code	Summary	Change	% Change	Absolute Change	
<b>Adult</b>	Misdemeanor	CM	1,920	▲	+6.1%	+111	
	Show Cause	SC	1,586	▲	+6.1%	+91	
	Civil Support	VS	1,443	▼	-5.3%	-80	
	Other	OT	1,222	▼	+9.1%	+102	
	Remand Support	RS	490	▲	+11.6%	+51	
	Family Abuse - Protective Order	FP	470	▼	-12.6%	-68	
	Felony	CF	454	▼	-19.9%	-113	
	Capias	CA	379	▼	-6.0%	-24	
	Non-Family Abuse Protective Order	AP	169	▲	+34.1%	+43	
	Motion - Protective Order	MP	72	▼	-4.0%	-3	
	Violation Family Abuse Protective Order	PS	23	▲	+1,050.0%	+21	
	Violation of Protective Order	PV	17	▼	-32.0%	-8	
	Restricted License for Non-Support	SL	4	▲	-	+4	
	Protective Order	PC	0	▼	-100.0%	-1	
	<b>Total</b>		<b>8,249</b>	<b>▲</b>	<b>1.6%</b>	<b>+126</b>	
<b>Juvenile</b>	Custody Visitation	CV	4,617	▼	-7.5%	-375	
	Remand Custody	RC	421	▲	+6.0%	+24	
	Misdemeanor	DM	386	▼	-2.5%	-10	
	Remand Visitation	RV	251	▲	+7.7%	+18	
	Felony	DF	242	▼	-19.3%	-58	
	Traffic	T	137	▲	+42.7%	+41	
	Truancy	TR	111	▲	+12.1%	+12	
	Non-Family Abuse Protective Order	AP	107	▲	+4.9%	+5	
	Paternity	PT	88	▼	-25.4%	-30	
	Other	OT	42	▲	+5.0%	+2	
	Permanency Planning	PH	41	▼	-22.6%	-12	
	Abuse and Neglect	AN	36	▲	+38.5%	+10	
	Foster Care Review	FC	30	▼	-16.7%	-6	
	Show Cause	SC	30	▼	-26.8%	-11	
	Mental Commitment	MC	27	▲	+58.8%	+10	
	Temporary Detention Order	TD	24	▲	+14.3%	+3	
	Motion - Protective Order	MP	20	▲	+11.1%	+2	
	Status	ST	18	▲	+38.5%	+5	
	Emergency Custody Order	EC	17	▼	-51.4%	-18	
	Initial Foster Care	IF	16	▼	-27.3%	-6	
	Child In Need of Services	CS	15	▼	-6.3%	-1	
	Relief of Custody	CR	15	▲	+275.0%	+11	
	Special Immigrant Juvenile Status	SI	14	▲	+55.6%	+5	
	Entrustment	ET	9	▲	-	+9	
	Terminate Parental Rights	TP	6	▼	-72.7%	-16	
	Voluntary Continuing Services and Support Agree	VA	6	▲	+50.0%	+2	
	Civil Violation	CI	3	▼	-62.5%	-5	
	Violation Family Abuse Protective Order	PS	2	▲	-	+2	
	Family Abuse - Protective Order	FP	1	▼	-80.0%	-4	
	Juvenile Support	JS	1	▲	-	+1	
	Capias	CA	0	▼	-100.0%	-1	
		<b>Total</b>		<b>6,733</b>	<b>▼</b>	<b>-5.5%</b>	<b>-391</b>
		<b>GRAND TOTAL</b>		<b>14,982</b>	<b>▼</b>	<b>-1.7%</b>	<b>-265</b>

\* Compared to same time period as previous year

\*\* Case Type Categories are defined in the 2017 Virginia Judicial Workload Assessment

The data reported reflect the case management system. The case types reported may not necessitate judicial involvement.

Filings by Major Case Category\*\*

Category	Summary	Change	% Change	Absolute Change
Adult Criminal	3,923	▲	+1.9%	+72
Child Dependency	159	▲	-4.8%	-8
Child in Need of Services/Supervision	128	▼	+7.6%	+9
Custody and Visitation	4,705	▼	-7.9%	-406
Delinquency	658	▲	-10.2%	-75
Juvenile Miscellaneous	18	▲	+38.5%	+5
New to Workload Study	17	▼		0
Other	2,494	▲	+8.3%	+192
Protective Orders	839	▼	-2.9%	-25
Support	1,904	▲	-3.5%	-70
Traffic	137	▲	+42.7%	+41
<b>GRAND TOTAL</b>	<b>14,982</b>	▼	-1.7%	-265

\* Compared to same time period as previous year

\*\* Case Type Categories are defined in the 2017 Virginia Judicial Workload Assessment

The data reported reflect the case management system. The case types reported may not necessitate judicial involvement.

2024 Overall GRAND TOTAL		Distribution of Caseload			Change*		Percentage (%) of Caseload		
<b>25,074</b>	-3,459 -12.1%	<b>Adult</b>	12,719	51%	-9.1% ▼	-1,280	<b>Adult</b>	49.1%	50.7%
2024		<b>Juvenile</b>	12,355	49%	-15.0% ▼	-2,179	<b>Juvenile</b>	50.9%	49.3%
2023		<b>GRAND TOTAL</b>	<b>25,074</b>	100%	-12.1% ▼	-3,459	<b>GRAND TOTAL</b>	100%	100%

Filings by Division & Code

Division	Case Type Description	Code	Summary	Change	% Change	Absolute Change
<b>Adult</b>	Misdemeanor	CM	2,599	▼	-4.4%	-119
	Civil Support	VS	2,478	▼	-13.3%	-379
	Show Cause	SC	2,322	▲	+9.0%	+191
	Other	OT	2,189	▼	-13.1%	-331
	Family Abuse - Protective Order	FP	895	▼	-4.9%	-46
	Remand Support	RS	798	▼	-42.9%	-600
	Felony	CF	599	▲	+7.9%	+44
	Capias	CA	582	▲	-9.9%	-64
	Motion - Protective Order	MP	135	▲	+13.4%	+16
	Non-Family Abuse Protective Order	AP	57	▼	-21.9%	-16
	Violation of Protective Order	PV	45	▲	+125.0%	+25
	Bond Forfeiture	BF	10	▼	-16.7%	-2
	Restricted License for Non-Support	SL	6	▲	+100.0%	+3
	Return of Desposit (Bondsman)	RD	3	▲	-	+3
	Mental Commitment	MC	1	↔	-	-
	Criminal Support	CS	0	▼	-100.0%	-1
Protective Order	PC	0	▼	-100.0%	-3	
Violation Family Abuse Protective Order	PS	0	▼	-100.0%	-1	
	<b>Total</b>		<b>12,719</b>	▼	<b>-9.1%</b>	<b>-1,280</b>
<b>Juvenile</b>	Custody Visitation	CV	6,343	▼	-11.1%	-794
	Remand Visitation	RV	1,173	▼	-37.8%	-712
	Remand Custody	RC	1,170	▼	-37.3%	-695
	Misdemeanor	DM	973	▼	-1.4%	-14
	Traffic	T	509	▼	-7.5%	-41
	Felony	DF	372	▼	-18.2%	-83
	Abuse and Neglect	AN	340	▲	+23.6%	+65
	Motion - Protective Order	MP	336	▲	+1.5%	+5
	Paternity	PT	165	▲	+32.0%	+40
	Permanency Planning	PH	154	▲	+9.2%	+13
	Foster Care Review	FC	136	▲	+4.6%	+6
	Show Cause	SC	105	▲	+40.0%	+30
	Non-Family Abuse Protective Order	AP	104	▲	+16.9%	+15
	Status	ST	97	▲	-	-
	Initial Foster Care	IF	89	▲	+8.5%	+7
	Terminate Parental Rights	TP	56	▼	-44.6%	-45
	Truancy	TR	54	▲	+92.9%	+26
	Child In Need of Services	CS	36	▲	+89.5%	+17
	Civil Violation	CI	29	▼	-6.5%	-2
	Other	OT	24	▼	-22.6%	-7
	Special Immigrant Juvenile Status	SI	20	▲	+233.3%	+14
	Relief of Custody	CR	14	▲	+7.7%	+1
	Family Abuse - Protective Order	FP	11	▲	+37.5%	+3
	Voluntary Continuing Services and Support Agreen	VA	10	▼	-52.4%	-11
	Capias	CA	9	▼	-25.0%	-3
	Entrustment	ET	9	↔	-	-
	Mental Commitment	MC	8	▼	-33.3%	-4
	Emancipation	EP	5	▼	-28.6%	-2
	Temporary Detention Order	TD	2	▼	-71.4%	-5
	Juvenile Support	JS	1	▲	-	+1
	Violation Family Abuse Protective Order	PS	1	↔	-	-
	Emergency Custody Order	EC	0	▼	-100.0%	-2

\* Compared to same time period as previous year      \*\* Case Type Categories are defined in the 2017 Virginia Judicial Workload Assessment

The data reported reflect the case management system. The case types reported may not necessitate judicial involvement.

			Summary	Change	% Change	Absolute Change
<b>Juvenile</b>	Qualified Residential Treatment	QR	0	▼	-100.0%	-1
	Violation of Protective Order	PV	0	▼	-100.0%	-1
	Total		<b>12,355</b>	▼	<b>-15.0%</b>	<b>-2,179</b>
<b>GRAND TOTAL</b>			<b>25,074</b>	▼	-12.1%	-3,459

Filings by Major Case Category\*\*

Category			Summary	Change	% Change	Absolute Change
Adult Criminal			5,511	▼	-1.4%	-77
Child Dependency			808	▼	+4.5%	+35
Child in Need of Services/Supervision			115	▲	+76.9%	+50
Custody and Visitation			6,508	▲	-10.4%	-754
Delinquency			1,435	▼	-5.2%	-78
Juvenile Miscellaneous			102	▲	-1.9%	-2
New to Workload Study			49	▲	+32.4%	+12
Other			5,368	▲	-30.5%	-2,353
Protective Orders			1,538	▲	-1.5%	-23
Support			3,131	▲	-6.8%	-228
Traffic			509	▼	-7.5%	-41
<b>GRAND TOTAL</b>			<b>25,074</b>	▼	-12.1%	-3,459

\* Compared to same time period as previous year

\*\* Case Type Categories are defined in the 2017 Virginia Judicial Workload Assessment

The data reported reflect the case management system. The case types reported may not necessitate judicial involvement.

2024 Overall GRAND TOTAL		Distribution of Caseload			Change*		Percentage (%) of Caseload		
<b>9,033</b>	-111 -1.2%	<b>Adult</b>	5,586	62%	0.3% ▲	+17	<b>Adult</b>	2023 60.9%	2024 61.8%
2024		<b>Juvenile</b>	3,447	38%	-3.6% ▼	-128	<b>Juvenile</b>	39.1%	38.2%
2023		<b>GRAND TOTAL</b>	<b>9,033</b>	100%	-1.2% ▼	-111	<b>GRAND TOTAL</b>	100%	100%

Filings by Division & Code

Division	Case Type Description	Code	Summary	Change	% Change	Absolute Change
<b>Adult</b>	Show Cause	SC	1,244	▲	+28.8%	+278
	Misdemeanor	CM	1,215	▼	-3.7%	-47
	Other	OT	1,008	▲	-5.3%	-56
	Civil Support	VS	944	▼	-7.3%	-74
	Family Abuse - Protective Order	FP	385	▲	+25.4%	+78
	Capias	CA	317	▲	+5.0%	+15
	Felony	CF	271	▼	-32.3%	-129
	Non-Family Abuse Protective Order	AP	72	▼	-28.0%	-28
	Remand Support	RS	66	▼	-14.3%	-11
	Motion - Protective Order	MP	51	▼	-17.7%	-11
	Restricted License for Non-Support	SL	6	▲	+20.0%	+1
	Violation of Protective Order	PV	5	▲	+25.0%	+1
	Bond Forfeiture	BF	1	▲	-	+1
	Return of Desposit (Bondsman)	RD	1	▲	-	+1
	Protective Order	PC	0	▼	-100.0%	-2
	<b>Total</b>		<b>5,586</b>	<b>▲</b>	<b>0.3%</b>	<b>+17</b>
<b>Juvenile</b>	Custody Visitation	CV	2,476	▼	-5.6%	-148
	Misdemeanor	DM	284	▲	+27.4%	+61
	Paternity	PT	107	▲	+3.9%	+4
	Felony	DF	105	▼	-38.6%	-66
	Remand Custody	RC	90	▼	-18.2%	-20
	Remand Visitation	RV	90	▼	-18.2%	-20
	Non-Family Abuse Protective Order	AP	46	▲	+4.5%	+2
	Status	ST	46	▲	+17.9%	+7
	Traffic	T	33	▼	-21.4%	-9
	Permanency Planning	PH	22	▲	+10.0%	+2
	Terminate Parental Rights	TP	22	▲	+1,000.0%	+20
	Emergency Custody Order	EC	19	▲	+46.2%	+6
	Show Cause	SC	19	▲	+90.0%	+9
	Family Abuse - Protective Order	FP	16	▲	+220.0%	+11
	Abuse and Neglect	AN	14	▲	+600.0%	+12
	Child In Need of Services	CS	14	▲	+180.0%	+9
	Foster Care Review	FC	11	▼	-21.4%	-3
	Initial Foster Care	IF	10	▲	+42.9%	+3
	Temporary Detention Order	TD	7	▲	+16.7%	+1
	Mental Commitment	MC	5	▼	-28.6%	-2
	Voluntary Continuing Services and Support Agree	VA	3	▼	-25.0%	-1
	Civil Violation	CI	2	▼	-33.3%	-1
	Motion - Protective Order	MP	2	↔	-	-
	Other	OT	2	▼	-60.0%	-3
	Relief of Custody	CR	1	▼	-50.0%	-1
	Truancy	TR	1	↔	-	-
	Juvenile Support	JS	0	▼	-100.0%	-1
		<b>Total</b>		<b>3,447</b>	<b>▼</b>	<b>-3.6%</b>
<b>GRAND TOTAL</b>			<b>9,033</b>	<b>▼</b>	<b>-1.2%</b>	<b>-111</b>

\* Compared to same time period as previous year

\*\* Case Type Categories are defined in the 2017 Virginia Judicial Workload Assessment

The data reported reflect the case management system. The case types reported may not necessitate judicial involvement.

Filings by Major Case Category\*\*

Category	Summary	Change	% Change	Absolute Change
Adult Criminal	2,633	▲	-1.2%	-32
Child Dependency	83	▲	+62.7%	+32
Child in Need of Services/Supervision	15	▲	+114.3%	+8
Custody and Visitation	2,583	▼	-5.3%	-144
Delinquency	408	▲	+1.2%	+5
Juvenile Miscellaneous	46	▲	+17.9%	+7
New to Workload Study	2	▼	-33.3%	-1
Other	1,288	▲	-7.5%	-104
Protective Orders	572	▲	+10.0%	+52
Support	1,370	▼	+5.8%	+75
Traffic	33	▼	-21.4%	-9
<b>GRAND TOTAL</b>	<b>9,033</b>	▼	-1.2%	-111

\* Compared to same time period as previous year

\*\* Case Type Categories are defined in the 2017 Virginia Judicial Workload Assessment

The data reported reflect the case management system. The case types reported may not necessitate judicial involvement.



2024 Overall GRAND TOTAL		Distribution of Caseload			Change*		Percentage (%) of Caseload		
<b>17,176</b> +1,475 9.4% 	Adult	10,061	59%	11.2% ▲	+1,016	Adult	2023	2024	
	Juvenile	7,115	41%	6.9% ▲	+459	Juvenile	57.6%	58.6%	
	<b>GRAND TOTAL</b>	<b>17,176</b>	100%	9.4% ▲	+1,475	<b>GRAND TOTAL</b>	100%	100%	

Filings by Division & Code

Division	Case Type Description	Code	Summary	Change	% Change	Absolute Change	
<b>Adult</b>	Misdemeanor	CM	2,616	▲	+11.0%	+260	
	Other	OT	2,202	▲	+11.8%	+233	
	Civil Support	VS	1,775	▲	+8.9%	+145	
	Show Cause	SC	1,446	▲	+28.2%	+318	
	Family Abuse - Protective Order	FP	714	▲	+7.4%	+49	
	Capias	CA	579	▲	+8.6%	+46	
	Felony	CF	513	▼	-6.6%	-36	
	Remand Support	RS	77	▲	+1.3%	+1	
	Non-Family Abuse Protective Order	AP	51	▲	+6.3%	+3	
	Motion - Protective Order	MP	48	▼	-7.7%	-4	
	Protective Order	PC	20	▲	+122.2%	+11	
	Violation of Protective Order	PV	19	▼	-29.6%	-8	
	Violation Family Abuse Protective Order	PS	1	▲	-	+1	
	Bond Forfeiture	BF	0	▼	-100.0%	-2	
	Criminal Support	CS	0	▼	-100.0%	-1	
<b>Total</b>			<b>10,061</b>	<b>▲</b>	<b>11.2%</b>	<b>+1,016</b>	
<b>Juvenile</b>	Custody Visitation	CV	4,059	▲	+4.7%	+184	
	Misdemeanor	DM	572	▲	+17.5%	+85	
	Abuse and Neglect	AN	360	▲	+55.2%	+128	
	Felony	DF	244	▼	-41.6%	-174	
	Permanency Planning	PH	201	▼	-4.7%	-10	
	Mental Commitment	MC	172	▲	+16.2%	+24	
	Foster Care Review	FC	166	▲	+24.8%	+33	
	Status	ST	152	▲	-7.9%	-13	
	Paternity	PT	138	▲	+4.5%	+6	
	Non-Family Abuse Protective Order	AP	137	▲	+52.2%	+47	
	Initial Foster Care	IF	121	▲	+21.0%	+21	
	Remand Visitation	RV	106	▼	-6.2%	-7	
	Remand Custody	RC	104	▼	-8.0%	-9	
	Other	OT	98	▲	+66.1%	+39	
	Traffic	T	82	▼	-20.4%	-21	
	Show Cause	SC	79	▲	+79.5%	+35	
	Terminate Parental Rights	TP	77	▲	+30.5%	+18	
	Motion - Protective Order	MP	48	▲	+33.3%	+12	
	Child In Need of Services	CS	44	▲	+91.3%	+21	
	Emergency Custody Order	EC	41	▲	+57.7%	+15	
	Relief of Custody	CR	35	↔	-	-	
	Temporary Detention Order	TD	31	▲	+14.8%	+4	
	Special Immigrant Juvenile Status	SI	15	▲	+1,400.0%	+14	
	Family Abuse - Protective Order	FP	12	▲	+50.0%	+4	
	Voluntary Continuing Services and Support Agree	VA	11	▼	-15.4%	-2	
	Capias	CA	3	▲	+200.0%	+2	
	Emancipation	EP	3	↔	-	-	
	Truancy	TR	3	▲	+200.0%	+2	
	Juvenile Support	JS	1	▲	-	+1	
	<b>Total</b>			<b>7,115</b>	<b>▲</b>	<b>6.9%</b>	<b>+459</b>
	<b>GRAND TOTAL</b>			<b>17,176</b>	<b>▲</b>	<b>9.4%</b>	<b>+1,475</b>

\* Compared to same time period as previous year

\*\* Case Type Categories are defined in the 2017 Virginia Judicial Workload Assessment

The data reported reflect the case management system. The case types reported may not necessitate judicial involvement.

Filings by Major Case Category\*\*

Category	Summary	Change	% Change	Absolute Change
Adult Criminal	4,643	▲	+10.5%	+440
Child Dependency	971	▲	+24.0%	+188
Child in Need of Services/Supervision	93	▲	+132.5%	+53
Custody and Visitation	4,197	▲	+4.7%	+190
Delinquency	852	▲	-8.8%	-82
Juvenile Miscellaneous	155	▲	-7.7%	-13
New to Workload Study	15	▲	+1,400.0%	+14
Other	2,831	▲	+11.9%	+300
Protective Orders	1,010	▲	+12.3%	+111
Support	2,327	▲	+14.5%	+295
Traffic	82	▼	-20.4%	-21
<b>GRAND TOTAL</b>	<b>17,176</b>	▲	9.4%	+1,475

\* Compared to same time period as previous year

\*\* Case Type Categories are defined in the 2017 Virginia Judicial Workload Assessment

The data reported reflect the case management system. The case types reported may not necessitate judicial involvement.

2024 Overall GRAND TOTAL		Distribution of Caseload		Change*		Percentage (%) of Caseload			
<b>1,002</b>	+15 1.5%	<b>Adult</b>	518	52%	1.2% ▲	+6	<b>Adult</b>	51.9%	51.7%
2024	↑	<b>Juvenile</b>	484	48%	1.9% ▲	+9	<b>Juvenile</b>	48.1%	48.3%
2023		<b>GRAND TOTAL</b>	<b>1,002</b>	100%	1.5% ▲	+15	<b>GRAND TOTAL</b>	100%	100%

**Filings by Division & Code**

Division	Case Type Description	Code	Summary	Change	% Change	Absolute Change	
<b>Adult</b>	Misdemeanor	CM	158	▲	+9.0%	+13	
	Other	OT	104	▼	+3.0%	+3	
	Show Cause	SC	75	▲	-5.1%	-4	
	Civil Support	VS	63	▼	-25.9%	-22	
	Felony	CF	50	▲	+35.1%	+13	
	Capias	CA	39	▲	+21.9%	+7	
	Family Abuse - Protective Order	FP	20	▼	-9.1%	-2	
	Remand Support	RS	5	▲	+150.0%	+3	
	Violation of Protective Order	PV	2	▲	-	+2	
	Motion - Protective Order	MP	1	▼	-80.0%	-4	
	Non-Family Abuse Protective Order	AP	1	▼	-50.0%	-1	
	Violation Family Abuse Protective Order	PS	0	▼	-100.0%	-2	
		<b>Total</b>		<b>518</b>	▲	<b>1.2%</b>	<b>+6</b>
<b>Juvenile</b>	Custody Visitation	CV	211	▼	-19.8%	-52	
	Misdemeanor	DM	102	▲	+54.5%	+36	
	Status	ST	26	▲	+766.7%	+23	
	Felony	DF	20	▼	-16.7%	-4	
	Truancy	TR	20	▲	+400.0%	+16	
	Permanency Planning	PH	17	▼	-5.6%	-1	
	Foster Care Review	FC	15	▲	+36.4%	+4	
	Abuse and Neglect	AN	12	▼	-52.0%	-13	
	Terminate Parental Rights	TP	8	▲	+300.0%	+6	
	Civil Violation	CI	7	▲	+250.0%	+5	
	Paternity	PT	7	▲	+40.0%	+2	
	Remand Custody	RC	6	↔	-	-	
	Remand Visitation	RV	6	▲	+20.0%	+1	
	Traffic	T	6	▼	-60.0%	-9	
	Non-Family Abuse Protective Order	AP	4	▲	+300.0%	+3	
	Show Cause	SC	4	▲	+100.0%	+2	
	Emergency Custody Order	EC	3	▲	+50.0%	+1	
	Child In Need of Services	CS	2	▲	-	+2	
	Other	OT	2	▲	-	+2	
	Temporary Detention Order	TD	2	▼	-71.4%	-5	
	Initial Foster Care	IF	1	▼	-85.7%	-6	
	Mental Commitment	MC	1	▲	-	+1	
	Relief of Custody	CR	1	▲	-	+1	
	Voluntary Continuing Services and Support Agree	VA	1	↔	-	-	
	Family Abuse - Protective Order	FP	0	▼	-100.0%	-1	
	Motion - Protective Order	MP	0	▼	-100.0%	-4	
	Qualified Residential Treatment	QR	0	▼	-100.0%	-1	
		<b>Total</b>		<b>484</b>	▲	<b>1.9%</b>	<b>+9</b>
	<b>GRAND TOTAL</b>			<b>1,002</b>	▲	<b>1.5%</b>	<b>+15</b>

**Filings by Major Case Category\*\***

Category	Summary	Change	% Change	Absolute Change
Adult Criminal	307	▲	+8.1%	+23
Child Dependency	55	▲	-15.4%	-10

\* Compared to same time period as previous year      \*\* Case Type Categories are defined in the 2017 Virginia Judicial Workload Assessment

The data reported reflect the case management system. The case types reported may not necessitate judicial involvement.

Child in Need of Services/Supervision	26	▲	+550.0%	+22
Custody and Visitation	218	▲	-18.7%	-50
Delinquency	122	▼	+32.6%	+30
Juvenile Miscellaneous	26	▲	+766.7%	+23
New to Workload Study	7	▲	+250.0%	+5
Other	129	▲	+4.9%	+6
Protective Orders	26	▼	-25.7%	-9
Support	80	▲	-16.7%	-16
Traffic	6	▼	-60.0%	-9
<b>GRAND TOTAL</b>	<b>1,002</b>	▲	1.5%	+15

\* Compared to same time period as previous year

\*\* Case Type Categories are defined in the 2017 Virginia Judicial Workload Assessment

The data reported reflect the case management system. The case types reported may not necessitate judicial involvement.

2024 Overall GRAND TOTAL		Distribution of Caseload		Change*		Percentage (%) of Caseload		
<b>1,746</b>	-23 -1.3%	<b>Adult</b>	971 56%	4.0% ▲	+37	<b>Adult</b>	2023 52.8%	2024 55.6%
2024		<b>Juvenile</b>	775 44%	-7.2% ▼	-60	<b>Juvenile</b>	47.2%	44.4%
2023		<b>GRAND TOTAL</b>	<b>1,746</b> 100%	-1.3% ▼	-23	<b>GRAND TOTAL</b>	100%	100%

Filings by Division & Code

Division	Case Type Description	Code	Summary	Change	% Change	Absolute Change
<b>Adult</b>	Show Cause	SC	197	▲	+17.3%	+29
	Misdemeanor	CM	194	▼	-14.9%	-34
	Civil Support	VS	180	▼	-3.2%	-6
	Other	OT	127	▲	+5.0%	+6
	Family Abuse - Protective Order	FP	91	▲	+28.2%	+20
	Felony	CF	69	▼	-4.2%	-3
	Capias	CA	52	▲	-7.1%	-4
	Remand Support	RS	32	▲	+88.2%	+15
	Motion - Protective Order	MP	16	▲	+45.5%	+5
	Non-Family Abuse Protective Order	AP	9	▲	+350.0%	+7
	Violation Family Abuse Protective Order	PS	3	▲	-	+3
	Violation of Protective Order	PV	1	↔	-	-
	Protective Order	PC	0	▼	-100.0%	-1
	<b>Total</b>		<b>971</b>	<b>▲</b>	<b>4.0%</b>	<b>+37</b>
<b>Juvenile</b>	Custody Visitation	CV	478	▼	-15.7%	-89
	Misdemeanor	DM	47	▼	-7.8%	-4
	Traffic	T	47	▼	-4.1%	-2
	Remand Custody	RC	44	▲	+33.3%	+11
	Remand Visitation	RV	43	▲	+30.3%	+10
	Paternity	PT	18	▲	+63.6%	+7
	Truancy	TR	16	▲	+14.3%	+2
	Felony	DF	13	▲	+8.3%	+1
	Abuse and Neglect	AN	9	↔	-	-
	Foster Care Review	FC	8	▲	+100.0%	+4
	Show Cause	SC	7	▲	+250.0%	+5
	Temporary Detention Order	TD	7	▼	-30.0%	-3
	Initial Foster Care	IF	6	▲	+20.0%	+1
	Permanency Planning	PH	6	▼	-57.1%	-8
	Status	ST	6	▼	-40.0%	-4
	Terminate Parental Rights	TP	6	▲	+50.0%	+2
	Voluntary Continuing Services and Support Agree	VA	4	▲	-	+4
	Emergency Custody Order	EC	3	▲	+200.0%	+2
	Non-Family Abuse Protective Order	AP	3	▲	+50.0%	+1
	Capias	CA	1	↔	-	-
	Child In Need of Services	CS	1	↔	-	-
	Family Abuse - Protective Order	FP	1	▲	-	+1
	Relief of Custody	CR	1	▼	-50.0%	-1
	<b>Total</b>		<b>775</b>	<b>▼</b>	<b>-7.2%</b>	<b>-60</b>
	<b>GRAND TOTAL</b>		<b>1,746</b>	<b>▼</b>	<b>-1.3%</b>	<b>-23</b>

Filings by Major Case Category\*\*

Category	Summary	Change	% Change	Absolute Change
Adult Criminal	451	▲	-4.0%	-19
Child Dependency	40	▲	+5.3%	+2
Child in Need of Services/Supervision	18	▲	+20.0%	+3
Custody and Visitation	496	▲	-14.2%	-82
Delinquency	67	▲	+1.5%	+1

\* Compared to same time period as previous year      \*\* Case Type Categories are defined in the 2017 Virginia Judicial Workload Assessment

The data reported reflect the case management system. The case types reported may not necessitate judicial involvement.

Juvenile Miscellaneous	6	▼	-40.0%	-4
Other	256	▲	+19.1%	+41
Protective Orders	120	▲	+39.5%	+34
Support	245	▲	+1.2%	+3
Traffic	47	▼	-4.1%	-2
<b>GRAND TOTAL</b>	<b>1,746</b>	▼	-1.3%	-23

\* Compared to same time period as previous year

\*\* Case Type Categories are defined in the 2017 Virginia Judicial Workload Assessment

The data reported reflect the case management system. The case types reported may not necessitate judicial involvement.

2024 Overall GRAND TOTAL		Distribution of Caseload		Change*		Percentage (%) of Caseload			
<b>953</b> 	+41 4.5%	<b>Adult</b>	531	56%	7.1% ▲	+35	<b>Adult</b>	54.4%	55.7%
		<b>Juvenile</b>	422	44%	1.4% ▲	+6	<b>Juvenile</b>	45.6%	44.3%
		<b>GRAND TOTAL</b>	<b>953</b>	100%	4.5% ▲	+41	<b>GRAND TOTAL</b>	100%	100%

**Filings by Division & Code**

Division	Case Type Description	Code	Summary	Change	% Change	Absolute Change
<b>Adult</b>	Show Cause	SC	119	▲	+38.4%	+33
	Misdemeanor	CM	109	▲	+6.9%	+7
	Civil Support	VS	85	▼	-13.3%	-13
	Other	OT	85	▼	-2.3%	-2
	Felony	CF	41	▲	+24.2%	+8
	Family Abuse - Protective Order	FP	32	▼	-5.9%	-2
	Remand Support	RS	22	▲	+100.0%	+11
	Capias	CA	19	▼	-36.7%	-11
	Motion - Protective Order	MP	7	▲	+600.0%	+6
	Non-Family Abuse Protective Order	AP	6	▲	+100.0%	+3
	Violation of Protective Order	PV	5	▼	-28.6%	-2
	Violation Family Abuse Protective Order	PS	1	▼	-75.0%	-3
		<b>Total</b>		<b>531</b>	▲	<b>7.1%</b>
<b>Juvenile</b>	Custody Visitation	CV	217	▼	-14.2%	-36
	Remand Custody	RC	41	▲	+215.4%	+28
	Remand Visitation	RV	41	▲	+215.4%	+28
	Misdemeanor	DM	40	▼	-9.1%	-4
	Traffic	T	26	▼	-35.0%	-14
	Other	OT	7	▲	+40.0%	+2
	Temporary Detention Order	TD	7	▲	+16.7%	+1
	Non-Family Abuse Protective Order	AP	6	▲	+50.0%	+2
	Abuse and Neglect	AN	5	▼	-44.4%	-4
	Emergency Custody Order	EC	5	▲	+66.7%	+2
	Paternity	PT	5	▼	-28.6%	-2
	Family Abuse - Protective Order	FP	3	▲	-	+3
	Foster Care Review	FC	3	▲	+200.0%	+2
	Status	ST	3	▲	-	+3
	Truancy	TR	3	▲	-	+3
	Felony	DF	2	▼	-83.3%	-10
	Permanency Planning	PH	2	▲	-	+2
	Show Cause	SC	2	▲	-	+2
	Child In Need of Services	CS	1	↔	-	-
	Initial Foster Care	IF	1	↔	-	-
	Motion - Protective Order	MP	1	▼	-50.0%	-1
	Restoration of Parental Rights	RR	1	▲	-	+1
	Civil Violation	CI	0	▼	-100.0%	-1
	Relief of Custody	CR	0	▼	-100.0%	-1
		<b>Total</b>		<b>422</b>	▲	<b>1.4%</b>
<b>GRAND TOTAL</b>			<b>953</b>	▲	4.5%	+41

**Filings by Major Case Category\*\***

Category	Summary	Change	% Change	Absolute Change
Adult Criminal	268	▼	+7.2%	+18
Child Dependency	11	▲	-8.3%	-1
Child in Need of Services/Supervision	4	▲	+300.0%	+3
Custody and Visitation	222	▼	-14.6%	-38
Delinquency	44	▲	-21.4%	-12

\* Compared to same time period as previous year      \*\* Case Type Categories are defined in the 2017 Virginia Judicial Workload Assessment

The data reported reflect the case management system. The case types reported may not necessitate judicial involvement.

Juvenile Miscellaneous	3	▲	-	+3
New to Workload Study	0	▼	-100.0%	-1
Other	209	▲	+51.4%	+71
Protective Orders	55	▲	+25.0%	+11
Support	111	▲	+0.9%	+1
Traffic	26	▼	-35.0%	-14
<b>GRAND TOTAL</b>	<b>953</b>	▲	4.5%	+41

\* Compared to same time period as previous year

\*\* Case Type Categories are defined in the 2017 Virginia Judicial Workload Assessment

The data reported reflect the case management system. The case types reported may not necessitate judicial involvement.



2024 Overall GRAND TOTAL		Distribution of Caseload		Change*		Percentage (%) of Caseload			
<b>5,783</b>	-1,271 -18.0%	<b>Adult</b>	3,235	56%	-13.7% ▼	-515	<b>Adult</b>	53.2%	55.9%
		<b>Juvenile</b>	2,548	44%	-22.9% ▼	-756	<b>Juvenile</b>	46.8%	44.1%
		<b>GRAND TOTAL</b>	<b>5,783</b>	100%	-18.0% ▼	-1,271	<b>GRAND TOTAL</b>	100%	100%

Filings by Division & Code

Division	Case Type Description	Code	Summary	Change	% Change	Absolute Change	
<b>Adult</b>	Show Cause	SC	727	▲	+6.8%	+46	
	Civil Support	VS	706	▲	+0.7%	+5	
	Misdemeanor	CM	564	▼	-15.4%	-103	
	Other	OT	539	▼	-31.1%	-243	
	Family Abuse - Protective Order	FP	270	▲	+3.1%	+8	
	Felony	CF	169	▼	-12.4%	-24	
	Capias	CA	128	▼	-21.0%	-34	
	Remand Support	RS	92	▼	-63.5%	-160	
	Motion - Protective Order	MP	24	↔	-	-	
	Non-Family Abuse Protective Order	AP	6	▼	-76.0%	-19	
	Restricted License for Non-Support	SL	6	▲	+500.0%	+5	
	Violation of Protective Order	PV	4	▲	-	+4	
		<b>Total</b>		<b>3,235</b>	▼	<b>-13.7%</b>	<b>-515</b>
<b>Juvenile</b>	Custody Visitation	CV	1,571	▼	-2.6%	-42	
	Misdemeanor	DM	221	▼	-24.6%	-72	
	Remand Visitation	RV	139	▼	-53.8%	-162	
	Remand Custody	RC	136	▼	-55.7%	-171	
	Status	ST	83	▼	+12.2%	+9	
	Felony	DF	64	▼	-65.0%	-119	
	Traffic	T	50	▼	-2.0%	-1	
	Emergency Custody Order	EC	38	▼	-68.3%	-82	
	Paternity	PT	38	▼	-9.5%	-4	
	Non-Family Abuse Protective Order	AP	37	▲	+15.6%	+5	
	Temporary Detention Order	TD	34	▼	-73.4%	-94	
	Foster Care Review	FC	31	▲	+138.5%	+18	
	Permanency Planning	PH	24	▼	-4.0%	-1	
	Initial Foster Care	IF	18	▲	+100.0%	+9	
	Other	OT	12	▼	-67.6%	-25	
	Abuse and Neglect	AN	11	▼	-8.3%	-1	
	Terminate Parental Rights	TP	10	▼	-37.5%	-6	
	Capias	CA	6	▼	-33.3%	-3	
	Show Cause	SC	6	▲	+500.0%	+5	
	Mental Commitment	MC	5	▼	-50.0%	-5	
	Relief of Custody	CR	4	▼	-55.6%	-5	
	Voluntary Continuing Services and Support Agreem	VA	4	▼	-50.0%	-4	
	Family Abuse - Protective Order	FP	3	▼	-40.0%	-2	
	Child In Need of Services	CS	2	▲	+100.0%	+1	
	Civil Violation	CI	1	▲	-	+1	
	Child at Risk	RI	0	▼	-100.0%	-5	
		<b>Total</b>		<b>2,548</b>	▼	<b>-22.9%</b>	<b>-756</b>
		<b>GRAND TOTAL</b>		<b>5,783</b>	▼	<b>-18.0%</b>	<b>-1,271</b>

Filings by Major Case Category\*\*

Category	Summary	Change	% Change	Absolute Change
Adult Criminal	1,335	▲	-10.7%	-160
Child Dependency	102	▼	+5.2%	+5
Child in Need of Services/Supervision	4	▲	+300.0%	+3

\* Compared to same time period as previous year      \*\* Case Type Categories are defined in the 2017 Virginia Judicial Workload Assessment

The data reported reflect the case management system. The case types reported may not necessitate judicial involvement.

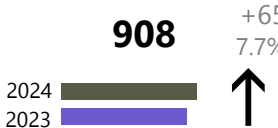
**CPSS - JCMS CASELOAD STATISTICS OF THE JUVENILE & DOMESTIC RELATIONS DISTRICT COURTS**  
 January 2024 thru December 2024 Filings (Compared to January 2023 thru December 2023)

Custody and Visitation	1,609	▼	-2.8%	-46
Delinquency	295	▲	-39.3%	-191
Juvenile Miscellaneous	83	▼	+12.2%	+9
New to Workload Study	1	▲	-	+1
Other	995	▼	-48.6%	-942
Protective Orders	340	▼	-2.3%	-8
Support	969	▲	+6.5%	+59
Traffic	50	▼	-2.0%	-1
<b>GRAND TOTAL</b>	<b>5,783</b>	▼	-18.0%	-1,271

\* Compared to same time period as previous year

\*\* Case Type Categories are defined in the 2017 Virginia Judicial Workload Assessment

The data reported reflect the case management system. The case types reported may not necessitate judicial involvement.

2024 Overall GRAND TOTAL		Distribution of Caseload			Change*		Percentage (%) of Caseload		
<b>908</b>  2024 2023	+65 7.7%	<b>Adult</b>	456	50%	8.1% ▲	+34	<b>Adult</b>	50.1%	50.2%
		<b>Juvenile</b>	452	50%	7.4% ▲	+31	<b>Juvenile</b>	49.9%	49.8%
<b>GRAND TOTAL</b>		<b>908</b>	100%	7.7% ▲	+65	<b>GRAND TOTAL</b>	100%	100%	

Filings by Division & Code

Division	Case Type Description	Code	Summary	Change	% Change	Absolute Change
<b>Adult</b>	Civil Support	VS	96	▲	+15.7%	+13
	Other	OT	92	▲	+24.3%	+18
	Misdemeanor	CM	79	▼	-14.1%	-13
	Show Cause	SC	76	▲	+18.8%	+12
	Capias	CA	37	▲	+32.1%	+9
	Family Abuse - Protective Order	FP	33	▼	-21.4%	-9
	Felony	CF	31	▲	+3.3%	+1
	Non-Family Abuse Protective Order	AP	5	▲	-	+5
	Motion - Protective Order	MP	3	▼	-25.0%	-1
	Emergency Substantial Risk Order	SR	1	▲	-	+1
	Remand Support	RS	1	▼	-75.0%	-3
	Restricted License for Non-Support	SL	1	▲	-	+1
	Violation of Protective Order	PV	1	▲	-	+1
	Protective Order	PC	0	▼	-100.0%	-1
Total			<b>456</b>	▲	<b>8.1%</b>	<b>+34</b>
<b>Juvenile</b>	Custody Visitation	CV	206	▲	+3.5%	+7
	Traffic	T	65	▲	+12.1%	+7
	Misdemeanor	DM	58	▼	-36.3%	-33
	Abuse and Neglect	AN	34	▲	+126.7%	+19
	Felony	DF	32	▲	+220.0%	+22
	Non-Family Abuse Protective Order	AP	12	▲	+300.0%	+9
	Show Cause	SC	8	▼	-11.1%	-1
	Foster Care Review	FC	7	▲	+133.3%	+4
	Paternity	PT	5	▼	-16.7%	-1
	Terminate Parental Rights	TP	5	▲	+150.0%	+3
	Permanency Planning	PH	4	↔	-	-
	Remand Custody	RC	4	▼	-33.3%	-2
	Remand Visitation	RV	4	↔	-	-
	Truancy	TR	3	▲	-	+3
	Emergency Custody Order	EC	2	▲	-	+2
	Initial Foster Care	IF	2	↔	-	-
	Civil Violation	CI	1	▼	-80.0%	-4
	Capias	CA	0	▼	-100.0%	-1
	Child at Risk	RI	0	▼	-100.0%	-1
	Other	OT	0	▼	-100.0%	-1
Relief of Custody	CR	0	▼	-100.0%	-1	
Total			<b>452</b>	▲	<b>7.4%</b>	<b>+31</b>
<b>GRAND TOTAL</b>			<b>908</b>	▲	<b>7.7%</b>	<b>+65</b>

Filings by Major Case Category\*\*

Category	Summary	Change	% Change	Absolute Change
Adult Criminal	173	▲	-6.5%	-12
Child Dependency	52	▲	+85.7%	+24
Child in Need of Services/Supervision	3	▲	+200.0%	+2
Custody and Visitation	211	▼	+2.9%	+6
Delinquency	98	▲	-10.9%	-12
New to Workload Study	2	▲	-60.0%	-3

\* Compared to same time period as previous year      \*\* Case Type Categories are defined in the 2017 Virginia Judicial Workload Assessment

The data reported reflect the case management system. The case types reported may not necessitate judicial involvement.

**CPSS - JCMS CASELOAD STATISTICS OF THE JUVENILE & DOMESTIC RELATIONS DISTRICT COURTS**  
 January 2024 thru December 2024 Filings (Compared to January 2023 thru December 2023)

**Brunswick**

District: 6 FIPS: 025

Other	103	▲	+15.7%	+14
Protective Orders	53	▲	+8.2%	+4
Support	148	▲	+31.0%	+35
Traffic	65	▲	+12.1%	+7
<b>GRAND TOTAL</b>	<b>908</b>	▲	7.7%	+65

\* Compared to same time period as previous year

\*\* Case Type Categories are defined in the 2017 Virginia Judicial Workload Assessment

The data reported reflect the case management system. The case types reported may not necessitate judicial involvement.

2024 Overall GRAND TOTAL		Distribution of Caseload		Change*		Percentage (%) of Caseload			
<b>628</b>	-2 -0.3%	<b>Adult</b>	369	59%	12.8% ▲	+42	<b>Adult</b>	51.9%	58.8%
2024		<b>Juvenile</b>	259	41%	-14.5% ▼	-44	<b>Juvenile</b>	48.1%	41.2%
2023		<b>GRAND TOTAL</b>	<b>628</b>	100%	-0.3% ▼	-2	<b>GRAND TOTAL</b>	100%	100%

Filings by Division & Code

Division	Case Type Description	Code	Summary	Change	% Change	Absolute Change
<b>Adult</b>	Misdemeanor	CM	100	▲	+16.3%	+14
	Show Cause	SC	75	▲	+53.1%	+26
	Other	OT	58	▼	+1.8%	+1
	Civil Support	VS	49	▼	-18.3%	-11
	Felony	CF	33	▲	+32.0%	+8
	Capias	CA	24	▼	-11.1%	-3
	Family Abuse - Protective Order	FP	21	▲	+16.7%	+3
	Non-Family Abuse Protective Order	AP	6	▲	+200.0%	+4
	Motion - Protective Order	MP	2	▲	-	+2
	Restricted License for Non-Support	SL	1	▼	-50.0%	-1
	Violation Family Abuse Protective Order	PS	0	▼	-100.0%	-1
	<b>Total</b>		<b>369</b>	▲	<b>12.8%</b>	<b>+42</b>
<b>Juvenile</b>	Custody Visitation	CV	94	▼	-38.6%	-59
	Misdemeanor	DM	52	▼	-14.8%	-9
	Abuse and Neglect	AN	14	▲	+180.0%	+9
	Status	ST	14	▲	-	+14
	Foster Care Review	FC	12	▲	+140.0%	+7
	Terminate Parental Rights	TP	12	▲	+500.0%	+10
	Traffic	T	12	▼	-47.8%	-11
	Felony	DF	11	▼	-35.3%	-6
	Paternity	PT	11	▲	+83.3%	+5
	Permanency Planning	PH	8	▼	-27.3%	-3
	Child In Need of Services	CS	4	▲	-	+4
	Initial Foster Care	IF	4	▼	-55.6%	-5
	Capias	CA	3	▲	+200.0%	+2
	Voluntary Continuing Services and Support Agree	VA	3	↔	-	-
	Temporary Detention Order	TD	2	▲	+100.0%	+1
	Civil Violation	CI	1	▲	-	+1
	Mental Commitment	MC	1	▲	-	+1
	Remand Custody	RC	1	▲	-	+1
	Show Cause	SC	0	▼	-100.0%	-3
	Special Immigrant Juvenile Status	SI	0	▼	-100.0%	-1
Truancy	TR	0	▼	-100.0%	-2	
	<b>Total</b>		<b>259</b>	▼	<b>-14.5%</b>	<b>-44</b>
<b>GRAND TOTAL</b>			<b>628</b>	▼	<b>-0.3%</b>	<b>-2</b>

Filings by Major Case Category\*\*

Category	Summary	Change	% Change	Absolute Change
Adult Criminal	189	▲	+21.9%	+34
Child Dependency	53	▲	+51.4%	+18
Child in Need of Services/Supervision	4	▲	+100.0%	+2
Custody and Visitation	105	▲	-34.0%	-54
Delinquency	66	▲	-19.5%	-16
Juvenile Miscellaneous	14	▲	-	+14
New to Workload Study	1	▲	-	0
Other	62	▲	+6.9%	+4

\* Compared to same time period as previous year

\*\* Case Type Categories are defined in the 2017 Virginia Judicial Workload Assessment

The data reported reflect the case management system. The case types reported may not necessitate judicial involvement.

**CPSS - JCMS CASELOAD STATISTICS OF THE JUVENILE & DOMESTIC RELATIONS DISTRICT COURTS**  
 January 2024 thru December 2024 Filings (Compared to January 2023 thru December 2023)

Protective Orders	29	▲	+45.0%	+9
Support	93	▼	-2.1%	-2
Traffic	12	▼	-47.8%	-11
<b>GRAND TOTAL</b>	<b>628</b>	▼	-0.3%	-2

\* Compared to same time period as previous year

\*\* Case Type Categories are defined in the 2017 Virginia Judicial Workload Assessment

The data reported reflect the case management system. The case types reported may not necessitate judicial involvement.

2024 Overall GRAND TOTAL		Distribution of Caseload		Change*		Percentage (%) of Caseload			
<b>556</b> +26 4.9% 		<b>Adult</b>	291	52%	26.0% ▲	+60	<b>Adult</b>	43.6%	52.3%
		<b>Juvenile</b>	265	48%	-11.4% ▼	-34	<b>Juvenile</b>	56.4%	47.7%
		<b>GRAND TOTAL</b>	<b>556</b>	100%	4.9% ▲	+26	<b>GRAND TOTAL</b>	100%	100%

Filings by Division & Code

Division	Case Type Description	Code	Summary	Change	% Change	Absolute Change
<b>Adult</b>	Other	OT	67	▲	+45.7%	+21
	Show Cause	SC	56	▲	+40.0%	+16
	Misdemeanor	CM	54	▲	+74.2%	+23
	Civil Support	VS	52	▲	+8.3%	+4
	Felony	CF	26	▼	-3.7%	-1
	Family Abuse - Protective Order	FP	18	▲	+63.6%	+7
	Capias	CA	16	▼	-36.0%	-9
	Remand Support	RS	1	▲	-	+1
	Restricted License for Non-Support	SL	1	↔	-	-
	Non-Family Abuse Protective Order	AP	0	▼	-100.0%	-1
	Violation of Protective Order	PV	0	▼	-100.0%	-1
	<b>Total</b>		<b>291</b>	<b>▲</b>	<b>26.0%</b>	<b>+60</b>
<b>Juvenile</b>	Custody Visitation	CV	108	▼	-26.0%	-38
	Misdemeanor	DM	48	▲	+29.7%	+11
	Traffic	T	25	↔	-	-
	Felony	DF	21	▲	+16.7%	+3
	Foster Care Review	FC	15	▼	-11.8%	-2
	Emergency Custody Order	EC	7	▼	-46.2%	-6
	Temporary Detention Order	TD	5	▼	-28.6%	-2
	Abuse and Neglect	AN	4	↔	-	-
	Child In Need of Services	CS	4	▲	+33.3%	+1
	Permanency Planning	PH	4	▲	+33.3%	+1
	Status	ST	4	▲	+100.0%	+2
	Truancy	TR	4	▲	+300.0%	+3
	Non-Family Abuse Protective Order	AP	3	▲	-	+3
	Remand Visitation	RV	3	▲	-	+3
	Show Cause	SC	3	▲	-	+3
	Initial Foster Care	IF	2	↔	-	-
	Remand Custody	RC	2	▲	-	+2
	Other	OT	1	▲	-	+1
	Paternity	PT	1	▼	-85.7%	-6
	Special Immigrant Juvenile Status	SI	1	▲	-	+1
	Civil Violation	CI	0	▼	-100.0%	-1
Qualified Residential Treatment	QR	0	▼	-100.0%	-1	
Terminate Parental Rights	TP	0	▼	-100.0%	-12	
	<b>Total</b>		<b>265</b>	<b>▼</b>	<b>-11.4%</b>	<b>-34</b>
<b>GRAND TOTAL</b>			<b>556</b>	<b>▲</b>	<b>4.9%</b>	<b>+26</b>

Filings by Major Case Category\*\*

Category	Summary	Change	% Change	Absolute Change
Adult Criminal	130	▼	+22.6%	+24
Child Dependency	25	▼	-35.9%	-14
Child in Need of Services/Supervision	8	▲	+100.0%	+4
Custody and Visitation	109	▼	-28.8%	-44
Delinquency	72	▲	+30.9%	+17
Juvenile Miscellaneous	5	▲	+150.0%	+3
New to Workload Study	1	▲	-	0

\* Compared to same time period as previous year

\*\* Case Type Categories are defined in the 2017 Virginia Judicial Workload Assessment

The data reported reflect the case management system. The case types reported may not necessitate judicial involvement.

Other	85	▲	+28.8%	+19
Protective Orders	21	▲	+75.0%	+9
Support	75	▲	+11.9%	+8
Traffic	25	↔		0
<b>GRAND TOTAL</b>	<b>556</b>	▲	4.9%	+26

\* Compared to same time period as previous year

\*\* Case Type Categories are defined in the 2017 Virginia Judicial Workload Assessment

The data reported reflect the case management system. The case types reported may not necessitate judicial involvement.



2024 Overall GRAND TOTAL		Distribution of Caseload			Change*		Percentage (%) of Caseload		
<b>2,373</b>	-156 -6.2%	<b>Adult</b>	1,297	55%	2.6% ▲	+33	<b>Adult</b>	50.0%	54.7%
2024		<b>Juvenile</b>	1,076	45%	-14.9% ▼	-189	<b>Juvenile</b>	50.0%	45.3%
2023		<b>GRAND TOTAL</b>	<b>2,373</b>	100%	-6.2% ▼	-156	<b>GRAND TOTAL</b>	100%	100%

Filings by Division & Code

Division	Case Type Description	Code	Summary	Change	% Change	Absolute Change	
<b>Adult</b>	Misdemeanor	CM	358	▲	+23.0%	+67	
	Civil Support	VS	233	▲	+10.4%	+22	
	Show Cause	SC	202	▼	-20.2%	-51	
	Other	OT	144	▼	-14.8%	-25	
	Family Abuse - Protective Order	FP	131	▼	-4.4%	-6	
	Felony	CF	97	▲	+21.3%	+17	
	Capias	CA	95	▲	+2.2%	+2	
	Motion - Protective Order	MP	21	▲	+133.3%	+12	
	Violation of Protective Order	PV	10	▲	+66.7%	+4	
	Non-Family Abuse Protective Order	AP	2	▼	-71.4%	-5	
	Violation Family Abuse Protective Order	PS	2	▲	-	+2	
	Bond Forfeiture	BF	1	▲	-	+1	
	Restricted License for Non-Support	SL	1	↔	-	-	
	Emergency Substantial Risk Order	SR	0	▼	-100.0%	-4	
	Protective Order	PC	0	▼	-100.0%	-1	
Remand Support	RS	0	▼	-100.0%	-2		
	<b>Total</b>		<b>1,297</b>	<b>▲</b>	<b>2.6%</b>	<b>+33</b>	
<b>Juvenile</b>	Custody Visitation	CV	573	▼	-22.3%	-164	
	Misdemeanor	DM	128	▼	-2.3%	-3	
	Felony	DF	67	▲	+21.8%	+12	
	Traffic	T	63	▲	+8.6%	+5	
	Foster Care Review	FC	59	▲	+13.5%	+7	
	Abuse and Neglect	AN	25	▼	-40.5%	-17	
	Permanency Planning	PH	22	▼	-15.4%	-4	
	Initial Foster Care	IF	17	↔	-	-	
	Show Cause	SC	15	▲	+36.4%	+4	
	Paternity	PT	13	▲	+44.4%	+4	
	Truancy	TR	13	▼	-13.3%	-2	
	Emergency Custody Order	EC	12	▲	+9.1%	+1	
	Non-Family Abuse Protective Order	AP	11	▼	-38.9%	-7	
	Status	ST	11	▼	-8.3%	-1	
	Terminate Parental Rights	TP	11	▼	-63.3%	-19	
	Temporary Detention Order	TD	9	▲	+28.6%	+2	
	Mental Commitment	MC	7	▲	+75.0%	+3	
	Voluntary Continuing Services and Support Agree	VA	4	▲	+100.0%	+2	
	Capias	CA	3	▲	+200.0%	+2	
	Civil Violation	CI	3	▼	-40.0%	-2	
	Relief of Custody	CR	3	↔	-	-	
	Other	OT	2	▲	-	+2	
	Remand Custody	RC	2	▼	-33.3%	-1	
	Remand Visitation	RV	2	▼	-33.3%	-1	
	Child In Need of Services	CS	1	↔	-	-	
	Family Abuse - Protective Order	FP	0	▼	-100.0%	-2	
	Motion - Protective Order	MP	0	▼	-100.0%	-2	
	Qualified Residential Treatment	QR	0	▼	-100.0%	-3	
	Special Immigrant Juvenile Status	SI	0	▼	-100.0%	-5	
		<b>Total</b>		<b>1,076</b>	<b>▼</b>	<b>-14.9%</b>	<b>-189</b>
		<b>GRAND TOTAL</b>		<b>2,373</b>	<b>▼</b>	<b>-6.2%</b>	<b>-156</b>

\* Compared to same time period as previous year

\*\* Case Type Categories are defined in the 2017 Virginia Judicial Workload Assessment

The data reported reflect the case management system. The case types reported may not necessitate judicial involvement.

Filings by Major Case Category\*\*

Category	Summary	Change	% Change	Absolute Change
Adult Criminal	679	▲	+8.8%	+55
Child Dependency	141	▼	-19.4%	-34
Child in Need of Services/Supervision	19	▲	+18.8%	+3
Custody and Visitation	586	▲	-21.4%	-160
Delinquency	208	▲	+5.1%	+10
Juvenile Miscellaneous	12	▲		0
New to Workload Study	3	▼	-78.6%	-11
Other	177	▲	-11.1%	-22
Protective Orders	165	▼	-5.7%	-10
Support	320	▲	+2.6%	+8
Traffic	63	▲	+8.6%	+5
<b>GRAND TOTAL</b>	<b>2,373</b>	▼	-6.2%	-156

\* Compared to same time period as previous year

\*\* Case Type Categories are defined in the 2017 Virginia Judicial Workload Assessment

The data reported reflect the case management system. The case types reported may not necessitate judicial involvement.

2024 Overall GRAND TOTAL		Distribution of Caseload			Change*		Percentage (%) of Caseload		
<b>2,004</b>	+232 13.1%	<b>Adult</b>	1,023	51%	14.3% ▲	+128	<b>Adult</b>	50.5%	51.0%
2024		<b>Juvenile</b>	981	49%	11.9% ▲	+104	<b>Juvenile</b>	49.5%	49.0%
		<b>GRAND TOTAL</b>	<b>2,004</b>	100%	13.1% ▲	+232	<b>GRAND TOTAL</b>	100%	100%

Filings by Division & Code

Division	Case Type Description	Code	Summary	Change	% Change	Absolute Change
<b>Adult</b>	Misdemeanor	CM	258	▲	+11.7%	+27
	Other	OT	177	▲	+52.6%	+61
	Civil Support	VS	175	▼	-12.9%	-26
	Family Abuse - Protective Order	FP	134	▲	+31.4%	+32
	Show Cause	SC	128	▲	+15.3%	+17
	Felony	CF	82	▲	+39.0%	+23
	Capias	CA	43	▼	-25.9%	-15
	Motion - Protective Order	MP	14	▲	+27.3%	+3
	Non-Family Abuse Protective Order	AP	9	▲	+125.0%	+5
	Remand Support	RS	3	▲	-	+3
	Protective Order	PC	0	▼	-100.0%	-2
		<b>Total</b>		<b>1,023</b>	<b>▲</b>	<b>14.3%</b>
<b>Juvenile</b>	Custody Visitation	CV	573	▲	+7.3%	+39
	Misdemeanor	DM	169	▲	+43.2%	+51
	Traffic	T	70	▲	+11.1%	+7
	Felony	DF	61	▼	-3.2%	-2
	Civil Violation	CI	19	▲	+58.3%	+7
	Non-Family Abuse Protective Order	AP	19	▼	-24.0%	-6
	Show Cause	SC	16	▲	+77.8%	+7
	Foster Care Review	FC	14	▲	+55.6%	+5
	Paternity	PT	8	▲	+300.0%	+6
	Abuse and Neglect	AN	6	▼	-25.0%	-2
	Family Abuse - Protective Order	FP	6	▼	-14.3%	-1
	Terminate Parental Rights	TP	6	▲	-	+6
	Capias	CA	3	▼	-57.1%	-4
	Initial Foster Care	IF	3	▼	-66.7%	-6
	Remand Custody	RC	3	▲	-	+3
	Special Immigrant Juvenile Status	SI	3	▲	-	+3
	Permanency Planning	PH	1	▼	-83.3%	-5
	Remand Visitation	RV	1	▲	-	+1
	Entrustment	ET	0	▼	-100.0%	-2
	Status	ST	0	▼	-100.0%	-2
Truancy	TR	0	▼	-100.0%	-1	
	<b>Total</b>		<b>981</b>	<b>▲</b>	<b>11.9%</b>	<b>+104</b>
<b>GRAND TOTAL</b>			<b>2,004</b>	<b>▲</b>	<b>13.1%</b>	<b>+232</b>

Filings by Major Case Category\*\*

Category	Summary	Change	% Change	Absolute Change
Adult Criminal	489	▼	+11.6%	+51
Child Dependency	30	▲	-11.8%	-4
Child in Need of Services/Supervision	0	▼	-100.0%	-1
Custody and Visitation	581	▲	+8.4%	+45
Delinquency	249	▲	+26.4%	+52
Juvenile Miscellaneous	0	▼	-100.0%	-2
New to Workload Study	22	▲	+83.3%	+10
Other	184	▲	+58.6%	+68

\* Compared to same time period as previous year      \*\* Case Type Categories are defined in the 2017 Virginia Judicial Workload Assessment

The data reported reflect the case management system. The case types reported may not necessitate judicial involvement.

Protective Orders	182	▲	+22.1%	+33
Support	197	▼	-12.1%	-27
Traffic	70	▲	+11.1%	+7
<b>GRAND TOTAL</b>	<b>2,004</b>	▲	13.1%	+232

\* Compared to same time period as previous year

\*\* Case Type Categories are defined in the 2017 Virginia Judicial Workload Assessment

The data reported reflect the case management system. The case types reported may not necessitate judicial involvement.

2024 Overall GRAND TOTAL		Distribution of Caseload		Change*		Percentage (%) of Caseload			
<b>238</b> 	+28	<b>Adult</b>	160	67%	20.3% ▲	+27	<b>Adult</b>	63.3%	67.2%
	13.3%	<b>Juvenile</b>	78	33%	1.3% ▲	+1	<b>Juvenile</b>	36.7%	32.8%
<b>GRAND TOTAL</b>		<b>238</b>	100%	13.3% ▲	+28	<b>GRAND TOTAL</b>		100%	100%

Filings by Division & Code

Division	Case Type Description	Code	Summary	Change	% Change	Absolute Change
<b>Adult</b>	Civil Support	VS	47	▲	+104.3%	+24
	Misdemeanor	CM	33	▲	+6.5%	+2
	Show Cause	SC	27	▲	+68.8%	+11
	Other	OT	23	▼	-34.3%	-12
	Family Abuse - Protective Order	FP	17	▲	+41.7%	+5
	Felony	CF	9	▲	+200.0%	+6
	Capias	CA	3	▼	-72.7%	-8
	Motion - Protective Order	MP	1	↔		-
	Non-Family Abuse Protective Order	AP	0	▼	-100.0%	-1
	Total			<b>160</b>	▲	<b>20.3%</b>
<b>Juvenile</b>	Custody Visitation	CV	65	▲	+4.8%	+3
	Non-Family Abuse Protective Order	AP	3	▲	-	+3
	Paternity	PT	3	▲	-	+3
	Traffic	T	3	▼	-70.0%	-7
	Child In Need of Services	CS	2	▲	-	+2
	Abuse and Neglect	AN	1	▲	-	+1
	Foster Care Review	FC	1	↔		-
	Misdemeanor	DM	0	▼	-100.0%	-3
	Truancy	TR	0	▼	-100.0%	-1
Total			<b>78</b>	▲	<b>1.3%</b>	<b>+1</b>
<b>GRAND TOTAL</b>			<b>238</b>	▲	<b>13.3%</b>	<b>+28</b>

Filings by Major Case Category\*\*

Category	Summary	Change	% Change	Absolute Change
Adult Criminal	58	▲	+23.4%	+11
Child Dependency	2	▲	+100.0%	+1
Child in Need of Services/Supervision	2	▲	+100.0%	+1
Custody and Visitation	68	▲	+9.7%	+6
Delinquency	0	▼	-100.0%	-3
Other	23	▼	-34.3%	-12
Protective Orders	21	▲	+50.0%	+7
Support	61	▲	+64.9%	+24
Traffic	3	▼	-70.0%	-7
<b>GRAND TOTAL</b>	<b>238</b>	▲	<b>13.3%</b>	<b>+28</b>

\* Compared to same time period as previous year

\*\* Case Type Categories are defined in the 2017 Virginia Judicial Workload Assessment

The data reported reflect the case management system. The case types reported may not necessitate judicial involvement.

2024 Overall GRAND TOTAL		Distribution of Caseload		Change*		Percentage (%) of Caseload		
<b>622</b>	-53 -7.9%	<b>Adult</b>	322 52%	11.0% ▲	+32	<b>Adult</b>	2023 43.0%	2024 51.8%
2024		<b>Juvenile</b>	300 48%	-22.1% ▼	-85	<b>Juvenile</b>	57.0%	48.2%
2023		<b>GRAND TOTAL</b>	<b>622</b> 100%	-7.9% ▼	-53	<b>GRAND TOTAL</b>	100%	100%

Filings by Division & Code

Division	Case Type Description	Code	Summary	Change	% Change	Absolute Change
<b>Adult</b>	Civil Support	VS	77	▲	+40.0%	+22
	Misdemeanor	CM	64	▼	-23.8%	-20
	Show Cause	SC	61	▲	+24.5%	+12
	Other	OT	46	▲	+253.8%	+33
	Family Abuse - Protective Order	FP	35	▲	+16.7%	+5
	Felony	CF	23	▼	-37.8%	-14
	Capias	CA	13	▼	-27.8%	-5
	Non-Family Abuse Protective Order	AP	2	▲	-	+2
	Motion - Protective Order	MP	1	▼	-66.7%	-2
	Restricted License for Non-Support	SL	0	▼	-100.0%	-1
	<b>Total</b>		<b>322</b>	<b>▲</b>	<b>11.0%</b>	<b>+32</b>
<b>Juvenile</b>	Custody Visitation	CV	113	▼	-25.7%	-39
	Traffic	T	54	▲	+14.9%	+7
	Misdemeanor	DM	47	↔	-	-
	Permanency Planning	PH	32	▲	+966.7%	+29
	Foster Care Review	FC	22	▼	-60.7%	-34
	Felony	DF	17	▲	+142.9%	+10
	Child In Need of Services	CS	3	▼	-25.0%	-1
	Paternity	PT	3	▲	+200.0%	+2
	Show Cause	SC	2	↔	-	-
	Temporary Detention Order	TD	2	▲	-	+2
	Capias	CA	1	▲	-	+1
	Civil Violation	CI	1	↔	-	-
	Special Immigrant Juvenile Status	SI	1	↔	-	-
	Terminate Parental Rights	TP	1	▼	-66.7%	-2
	Truancy	TR	1	▼	-50.0%	-1
	Abuse and Neglect	AN	0	▼	-100.0%	-37
	Emergency Custody Order	EC	0	▼	-100.0%	-1
	Family Abuse - Protective Order	FP	0	▼	-100.0%	-2
	Initial Foster Care	IF	0	▼	-100.0%	-7
	Non-Family Abuse Protective Order	AP	0	▼	-100.0%	-4
	Other	OT	0	▼	-100.0%	-1
Remand Custody	RC	0	▼	-100.0%	-1	
Remand Visitation	RV	0	▼	-100.0%	-1	
Status	ST	0	▼	-100.0%	-5	
	<b>Total</b>		<b>300</b>	<b>▼</b>	<b>-22.1%</b>	<b>-85</b>
<b>GRAND TOTAL</b>			<b>622</b>	<b>▼</b>	<b>-7.9%</b>	<b>-53</b>

Filings by Major Case Category\*\*

Category	Summary	Change	% Change	Absolute Change
Adult Criminal	142	▼	-17.9%	-31
Child Dependency	55	▲	-48.1%	-51
Child in Need of Services/Supervision	4	▼	-42.9%	-3
Custody and Visitation	116	▲	-24.2%	-37
Delinquency	67	▲	+21.8%	+12
Juvenile Miscellaneous	0	▼	-100.0%	-5
New to Workload Study	2	↔	-	0

\* Compared to same time period as previous year

\*\* Case Type Categories are defined in the 2017 Virginia Judicial Workload Assessment

The data reported reflect the case management system. The case types reported may not necessitate judicial involvement.

**CPSS - JCMS CASELOAD STATISTICS OF THE JUVENILE & DOMESTIC RELATIONS DISTRICT COURTS**  
 January 2024 thru December 2024 Filings (Compared to January 2023 thru December 2023)

Other	48	▲	+182.4%	+31
Protective Orders	38	▲	-2.6%	-1
Support	96	↔	+35.2%	+25
Traffic	54	▲	+14.9%	+7
<b>GRAND TOTAL</b>	<b>622</b>	▼	-7.9%	-53

\* Compared to same time period as previous year

\*\* Case Type Categories are defined in the 2017 Virginia Judicial Workload Assessment

The data reported reflect the case management system. The case types reported may not necessitate judicial involvement.

2024 Overall GRAND TOTAL		Distribution of Caseload			Change*		Percentage (%) of Caseload		
<b>14,570</b>	+1,371 10.4%	<b>Adult</b>	8,991	62%	11.2% ▲	+908	<b>Adult</b>	2023 61.2%	2024 61.7%
2024		<b>Juvenile</b>	5,579	38%	9.1% ▲	+463	<b>Juvenile</b>	38.8%	38.3%
		<b>GRAND TOTAL</b>	<b>14,570</b>	100%	10.4% ▲	+1,371	<b>GRAND TOTAL</b>	100%	100%

Filings by Division & Code

Division	Case Type Description	Code	Summary	Change	% Change	Absolute Change	
<b>Adult</b>	Misdemeanor	CM	2,427	▲	+6.7%	+153	
	Other	OT	1,636	▲	+1.3%	+21	
	Show Cause	SC	1,414	▲	+31.5%	+339	
	Civil Support	VS	1,336	▲	+21.3%	+235	
	Felony	CF	885	▲	+26.2%	+184	
	Family Abuse - Protective Order	FP	603	▲	+4.5%	+26	
	Capias	CA	586	▼	-6.8%	-43	
	Non-Family Abuse Protective Order	AP	30	▲	+15.4%	+4	
	Violation of Protective Order	PV	29	▼	-6.5%	-2	
	Motion - Protective Order	MP	21	▼	-19.2%	-5	
	Remand Support	RS	18	▼	-14.3%	-3	
	Restricted License for Non-Support	SL	3	↔	-	-	
	Protective Order	PC	2	▲	-	+2	
	Bond Forfeiture	BF	1	▼	-66.7%	-2	
	Temporary Detention Order	TD	0	▼	-100.0%	-1	
	<b>Total</b>		<b>8,991</b>	<b>▲</b>	<b>11.2%</b>	<b>+908</b>	
<b>Juvenile</b>	Custody Visitation	CV	2,883	▼	-1.4%	-40	
	Misdemeanor	DM	793	▲	+43.9%	+242	
	Felony	DF	279	▼	-2.8%	-8	
	Civil Violation	CI	238	▲	+51.6%	+81	
	Truancy	TR	184	▼	-0.5%	-1	
	Mental Commitment	MC	171	▲	+17.1%	+25	
	Status	ST	154	▲	+55.6%	+55	
	Traffic	T	110	▲	+8.9%	+9	
	Non-Family Abuse Protective Order	AP	94	▲	+74.1%	+40	
	Abuse and Neglect	AN	90	▲	+13.9%	+11	
	Paternity	PT	85	▼	-3.4%	-3	
	Foster Care Review	FC	84	▲	+20.0%	+14	
	Permanency Planning	PH	82	▲	+46.4%	+26	
	Initial Foster Care	IF	65	▲	+71.1%	+27	
	Child In Need of Services	CS	60	▲	+15.4%	+8	
	Show Cause	SC	54	▲	+8.0%	+4	
	Terminate Parental Rights	TP	36	▼	-14.3%	-6	
	Remand Custody	RC	33	▼	-17.5%	-7	
	Other	OT	27	▲	-6.9%	-2	
	Special Immigrant Juvenile Status	SI	25	▲	+400.0%	+20	
	Voluntary Continuing Services and Support Agree	VA	13	▲	+116.7%	+7	
	Temporary Detention Order	TD	5	▼	-85.3%	-29	
	Entrustment	ET	4	▲	-	+4	
	Family Abuse - Protective Order	FP	4	▼	-20.0%	-1	
	Capias	CA	2	▲	-	+2	
	Emergency Custody Order	EC	2	▼	-89.5%	-17	
	Motion - Protective Order	MP	1	▲	-	+1	
	Remand Visitation	RV	1	▲	-	+1	
		<b>Total</b>		<b>5,579</b>	<b>▲</b>	<b>9.1%</b>	<b>+463</b>
		<b>GRAND TOTAL</b>		<b>14,570</b>	<b>▲</b>	<b>10.4%</b>	<b>+1,371</b>

\* Compared to same time period as previous year

\*\* Case Type Categories are defined in the 2017 Virginia Judicial Workload Assessment

The data reported reflect the case management system. The case types reported may not necessitate judicial involvement.



**Filings by Major Case Category\*\***

Category	Summary	Change	% Change	Absolute Change
Adult Criminal	4,956	▲	+11.8%	+523
Child Dependency	374	▲	+28.5%	+83
Child in Need of Services/Supervision	244	▲	+3.0%	+7
Custody and Visitation	2,968	▼	-1.4%	-43
Delinquency	1,128	▲	+27.0%	+240
Juvenile Miscellaneous	156	▲	+57.6%	+57
New to Workload Study	263	▲	+62.3%	+101
Other	1,891	▲	-0.7%	-14
Protective Orders	753	▲	+9.4%	+65
Support	1,727	▲	+24.8%	+343
Traffic	110	▲	+8.9%	+9
<b>GRAND TOTAL</b>	<b>14,570</b>	▲	10.4%	+1,371

\* Compared to same time period as previous year

\*\* Case Type Categories are defined in the 2017 Virginia Judicial Workload Assessment

The data reported reflect the case management system. The case types reported may not necessitate judicial involvement.

2024 Overall GRAND TOTAL		Distribution of Caseload			Change*		Percentage (%) of Caseload		
<b>10,501</b> +22 0.2% 		<b>Adult</b>	5,779	55%	2.8% ▲	+157	<b>Adult</b>	53.7%	55.0%
		<b>Juvenile</b>	4,722	45%	-2.8% ▼	-135	<b>Juvenile</b>	46.3%	45.0%
		<b>GRAND TOTAL</b>	<b>10,501</b>	100%	0.2% ▲	+22	<b>GRAND TOTAL</b>	100%	100%

Filings by Division & Code

Division	Case Type Description	Code	Summary	Change	% Change	Absolute Change	
<b>Adult</b>	Show Cause	SC	1,280	▲	+13.2%	+149	
	Misdemeanor	CM	1,240	▲	+14.5%	+157	
	Other	OT	1,053	▼	-8.0%	-91	
	Civil Support	VS	855	▼	-2.8%	-25	
	Family Abuse - Protective Order	FP	436	▲	+1.6%	+7	
	Capias	CA	410	▼	-12.0%	-56	
	Felony	CF	339	▼	-6.6%	-24	
	Remand Support	RS	97	▲	+54.0%	+34	
	Non-Family Abuse Protective Order	AP	20	▲	+42.9%	+6	
	Violation of Protective Order	PV	20	▼	-16.7%	-4	
	Motion - Protective Order	MP	19	↔		-	
	Restricted License for Non-Support	SL	8	▲	+100.0%	+4	
	Bond Forfeiture	BF	1	↔		-	
	Criminal Support	CS	1	▲	-	+1	
	Return of Desposit (Bondsman)	RD	0	▼	-100.0%	-1	
	<b>Total</b>		<b>5,779</b>	<b>▲</b>	<b>2.8%</b>	<b>+157</b>	
<b>Juvenile</b>	Custody Visitation	CV	2,669	▼	-9.9%	-293	
	Misdemeanor	DM	508	▼	-1.7%	-9	
	Felony	DF	242	▲	+20.4%	+41	
	Status	ST	150	▼	-13.8%	-24	
	Truancy	TR	140	▲	+6.9%	+9	
	Remand Visitation	RV	127	▲	+58.8%	+47	
	Remand Custody	RC	125	▲	+52.4%	+43	
	Paternity	PT	118	▼	-2.5%	-3	
	Traffic	T	86	▲	+24.6%	+17	
	Permanency Planning	PH	73	▲	+17.7%	+11	
	Foster Care Review	FC	68	▲	+28.3%	+15	
	Temporary Detention Order	TD	62	▼	-25.3%	-21	
	Abuse and Neglect	AN	58	▼	-27.5%	-22	
	Terminate Parental Rights	TP	53	▲	+165.0%	+33	
	Show Cause	SC	46	▼	+15.0%	+6	
	Non-Family Abuse Protective Order	AP	33	▼	-5.7%	-2	
	Emergency Custody Order	EC	30	▲	+87.5%	+14	
	Initial Foster Care	IF	29	▼	-43.1%	-22	
	Voluntary Continuing Services and Support Agreem	VA	29	▲	+70.6%	+12	
	Family Abuse - Protective Order	FP	19	▲	+111.1%	+10	
	Other	OT	15	▲	+150.0%	+9	
	Entrustment	ET	10	▲	+150.0%	+6	
	Child In Need of Services	CS	8	▲	+14.3%	+1	
	Capias	CA	7	▼	-30.0%	-3	
	Civil Violation	CI	7	▼	-63.2%	-12	
	Relief of Custody	CR	4	▼	-20.0%	-1	
	Special Immigrant Juvenile Status	SI	3	▲	+200.0%	+2	
	Mental Commitment	MC	2	▲	+100.0%	+1	
	Juvenile Support	JS	1	▲	-	+1	
	Emancipation	EP	0	▼	-100.0%	-1	
		<b>Total</b>		<b>4,722</b>	<b>▼</b>	<b>-2.8%</b>	<b>-135</b>
		<b>GRAND TOTAL</b>		<b>10,501</b>	<b>▲</b>	<b>0.2%</b>	<b>+22</b>

\* Compared to same time period as previous year

\*\* Case Type Categories are defined in the 2017 Virginia Judicial Workload Assessment

The data reported reflect the case management system. The case types reported may not necessitate judicial involvement.

**Filings by Major Case Category\*\***

Category	Summary	Change	% Change	Absolute Change
Adult Criminal	2,930	▼	+4.4%	+123
Child Dependency	324	▲	+11.0%	+32
Child in Need of Services/Supervision	148	▼	+2.1%	+3
Custody and Visitation	2,787	▼	-9.6%	-296
Delinquency	803	▲	+5.5%	+42
Juvenile Miscellaneous	150	▼	-14.3%	-25
New to Workload Study	10	▲	-50.0%	-10
Other	1,511	▲	+2.4%	+35
Protective Orders	527	▲	+4.2%	+21
Support	1,225	▲	+7.0%	+80
Traffic	86	▲	+24.6%	+17
<b>GRAND TOTAL</b>	<b>10,501</b>	▲	0.2%	+22

\* Compared to same time period as previous year

\*\* Case Type Categories are defined in the 2017 Virginia Judicial Workload Assessment

The data reported reflect the case management system. The case types reported may not necessitate judicial involvement.

2024 Overall GRAND TOTAL		Distribution of Caseload		Change*		Percentage (%) of Caseload		
<b>280</b> +24 9.4% 	Adult	159	57%	12.0%	▲	+17	2023	2024
	Juvenile	121	43%	6.1%	▲	+7	55.5%	56.8%
<b>GRAND TOTAL</b>		<b>280</b>	100%	9.4%	▲	+24	100%	100%

Filings by Division & Code

Division	Case Type Description	Code	Summary	Change	% Change	Absolute Change
<b>Adult</b>	Civil Support	VS	33	▲	+22.2%	+6
	Other	OT	33	▲	+32.0%	+8
	Show Cause	SC	29	▲	+61.1%	+11
	Misdemeanor	CM	23	▼	-23.3%	-7
	Family Abuse - Protective Order	FP	18	▲	+5.9%	+1
	Capias	CA	8	▼	-20.0%	-2
	Felony	CF	8	▼	-27.3%	-3
	Violation of Protective Order	PV	4	▲	+300.0%	+3
	Bond Forfeiture	BF	1	▼	-50.0%	-1
	Motion - Protective Order	MP	1	▲	-	+1
	Remand Support	RS	1	↔	-	-
Total			<b>159</b>	▲	<b>12.0%</b>	<b>+17</b>
<b>Juvenile</b>	Custody Visitation	CV	88	▼	-2.2%	-2
	Abuse and Neglect	AN	12	▲	-	+12
	Misdemeanor	DM	9	▲	+80.0%	+4
	Motion - Protective Order	MP	4	▲	-	+4
	Traffic	T	4	▲	+300.0%	+3
	Paternity	PT	2	▲	-	+2
	Child In Need of Services	CS	1	↔	-	-
	Truancy	TR	1	▼	-50.0%	-1
	Child at Risk	RI	0	▼	-100.0%	-1
	Felony	DF	0	▼	-100.0%	-1
	Foster Care Review	FC	0	▼	-100.0%	-1
	Non-Family Abuse Protective Order	AP	0	▼	-100.0%	-2
	Remand Custody	RC	0	▼	-100.0%	-3
	Remand Visitation	RV	0	▼	-100.0%	-3
	Show Cause	SC	0	▼	-100.0%	-2
	Temporary Detention Order	TD	0	▼	-100.0%	-2
	Total			<b>121</b>	▲	<b>6.1%</b>
<b>GRAND TOTAL</b>			<b>280</b>	▲	<b>9.4%</b>	<b>+24</b>

Filings by Major Case Category\*\*

Category	Summary	Change	% Change	Absolute Change	
Adult Criminal	60	▲	-9.1%	-6	
Child Dependency	12	▲	+500.0%	+10	
Child in Need of Services/Supervision	2	▼	-33.3%	-1	
Custody and Visitation	90	▲	-	0	
Delinquency	9	▼	+12.5%	+1	
Other	34	▲	-	0	
Protective Orders	23	▲	+21.1%	+4	
Support	46	▲	+39.4%	+13	
Traffic	4	▲	+300.0%	+3	
<b>GRAND TOTAL</b>		<b>280</b>	▲	<b>9.4%</b>	<b>+24</b>

\* Compared to same time period as previous year

\*\* Case Type Categories are defined in the 2017 Virginia Judicial Workload Assessment

The data reported reflect the case management system. The case types reported may not necessitate judicial involvement.

2024 Overall GRAND TOTAL		Distribution of Caseload			Change*		Percentage (%) of Caseload		
<b>2,140</b> 	-17	<b>Adult</b>	1,166	54%	-3.6% ▼	-43	<b>Adult</b>	56.1%	54.5%
	-0.8%	<b>Juvenile</b>	974	46%	2.7% ▲	+26	<b>Juvenile</b>	43.9%	45.5%
		<b>GRAND TOTAL</b>	<b>2,140</b>	100%	-0.8% ▼	-17	<b>GRAND TOTAL</b>	100%	100%

Filings by Division & Code

Division	Case Type Description	Code	Summary	Change	% Change	Absolute Change	
<b>Adult</b>	Misdemeanor	CM	267	▼	-4.6%	-13	
	Show Cause	SC	251	▲	+47.6%	+81	
	Other	OT	210	▼	-13.6%	-33	
	Civil Support	VS	168	▼	-19.2%	-40	
	Family Abuse - Protective Order	FP	90	▼	-25.0%	-30	
	Felony	CF	63	▲	+3.3%	+2	
	Capias	CA	34	▼	-47.7%	-31	
	Remand Support	RS	29	▲	+93.3%	+14	
	Motion - Protective Order	MP	24	▲	+4.3%	+1	
	Violation of Protective Order	PV	22	▲	+83.3%	+10	
	Non-Family Abuse Protective Order	AP	7	▲	+75.0%	+3	
	Restricted License for Non-Support	SL	1	▼	-80.0%	-4	
	Bond Forfeiture	BF	0	▼	-100.0%	-1	
	Protective Order	PC	0	▼	-100.0%	-1	
	Violation Family Abuse Protective Order	PS	0	▼	-100.0%	-1	
	<b>Total</b>		<b>1,166</b>	▼	<b>-3.6%</b>	<b>-43</b>	
<b>Juvenile</b>	Custody Visitation	CV	630	▲	+4.3%	+26	
	Misdemeanor	DM	59	▼	-43.8%	-46	
	Remand Custody	RC	49	▲	+145.0%	+29	
	Remand Visitation	RV	46	▲	+109.1%	+24	
	Traffic	T	40	▲	+2.6%	+1	
	Status	ST	33	▼	+26.9%	+7	
	Motion - Protective Order	MP	14	▲	+27.3%	+3	
	Foster Care Review	FC	13	▲	+8.3%	+1	
	Paternity	PT	12	▲	+50.0%	+4	
	Temporary Detention Order	TD	10	▲	+11.1%	+1	
	Other	OT	9	▲	+800.0%	+8	
	Permanency Planning	PH	9	▼	-10.0%	-1	
	Child In Need of Services	CS	8	↔	-	-	
	Felony	DF	7	▼	-68.2%	-15	
	Non-Family Abuse Protective Order	AP	7	▼	-22.2%	-2	
	Show Cause	SC	7	▼	-36.4%	-4	
	Initial Foster Care	IF	5	▼	-28.6%	-2	
	Abuse and Neglect	AN	4	▼	-60.0%	-6	
	Truancy	TR	3	↔	-	-	
	Entrustment	ET	2	▲	-	+2	
	Terminate Parental Rights	TP	2	▼	-71.4%	-5	
	Civil Violation	CI	1	↔	-	-	
	Emancipation	EP	1	▲	-	+1	
	Emergency Custody Order	EC	1	↔	-	-	
	Relief of Custody	CR	1	▲	-	+1	
	Voluntary Continuing Services and Support Agree	VA	1	▼	-50.0%	-1	
		<b>Total</b>		<b>974</b>	▲	<b>2.7%</b>	<b>+26</b>
		<b>GRAND TOTAL</b>		<b>2,140</b>	▼	<b>-0.8%</b>	<b>-17</b>

\* Compared to same time period as previous year

\*\* Case Type Categories are defined in the 2017 Virginia Judicial Workload Assessment

The data reported reflect the case management system. The case types reported may not necessitate judicial involvement.

Filings by Major Case Category\*\*

Category	Summary	Change	% Change	Absolute Change
Adult Criminal	578	▼	+2.1%	+12
Child Dependency	37	▲	-22.9%	-11
Child in Need of Services/Supervision	11	↔		0
Custody and Visitation	642	▲	+4.9%	+30
Delinquency	73	▼	-47.1%	-65
Juvenile Miscellaneous	34	▲	+30.8%	+8
New to Workload Study	1	↔		0
Other	354	▲	+13.8%	+43
Protective Orders	142	▲	-15.0%	-25
Support	228	▲	-4.2%	-10
Traffic	40	▲	+2.6%	+1
<b>GRAND TOTAL</b>	<b>2,140</b>	▼	-0.8%	-17

\* Compared to same time period as previous year

\*\* Case Type Categories are defined in the 2017 Virginia Judicial Workload Assessment

The data reported reflect the case management system. The case types reported may not necessitate judicial involvement.

2024 Overall GRAND TOTAL		Distribution of Caseload		Change*		Percentage (%) of Caseload		
<b>446</b>	-67 -13.1%	<b>Adult</b>	233 52%	-7.2% ▼	-18	<b>Adult</b>	2023 48.9%	2024 52.2%
2024		<b>Juvenile</b>	213 48%	-18.7% ▼	-49	<b>Juvenile</b>	51.1%	47.8%
2023		<b>GRAND TOTAL</b>	<b>446</b> 100%	-13.1% ▼	-67	<b>GRAND TOTAL</b>	100%	100%

Filings by Division & Code

Division	Case Type Description	Code	Summary	Change	% Change	Absolute Change
<b>Adult</b>	Misdemeanor	CM	62	▼	-13.9%	-10
	Other	OT	52	▼	-23.5%	-16
	Civil Support	VS	33	▼	-19.5%	-8
	Show Cause	SC	33	▲	+120.0%	+18
	Family Abuse - Protective Order	FP	22	▼	-18.5%	-5
	Capias	CA	11	▲	+450.0%	+9
	Felony	CF	9	▼	-25.0%	-3
	Motion - Protective Order	MP	5	↔		-
	Violation of Protective Order	PV	3	▼	-50.0%	-3
	Restricted License for Non-Support	SL	2	▲	-	+2
	Non-Family Abuse Protective Order	AP	1	▼	-66.7%	-2
		<b>Total</b>		<b>233</b>	▼	<b>-7.2%</b>
<b>Juvenile</b>	Custody Visitation	CV	109	▼	-33.9%	-56
	Traffic	T	22	▼	-37.1%	-13
	Misdemeanor	DM	20	▼	-28.6%	-8
	Foster Care Review	FC	14	▲	+250.0%	+10
	Non-Family Abuse Protective Order	AP	9	▲	+200.0%	+6
	Abuse and Neglect	AN	7	▼	-22.2%	-2
	Permanency Planning	PH	7	▲	-	+7
	Paternity	PT	6	▲	+50.0%	+2
	Initial Foster Care	IF	4	▲	+300.0%	+3
	Other	OT	3	▲	-	+3
	Show Cause	SC	3	▼	-25.0%	-1
	Truancy	TR	3	▲	+50.0%	+1
	Terminate Parental Rights	TP	2	▲	-	+2
	Capias	CA	1	▲	-	+1
	Felony	DF	1	↔		-
	Special Immigrant Juvenile Status	SI	1	▲	-	+1
	Status	ST	1	▲	-	+1
	Child In Need of Services	CS	0	▼	-100.0%	-1
	Entrustment	ET	0	▼	-100.0%	-3
	Temporary Detention Order	TD	0	▼	-100.0%	-1
Voluntary Continuing Services and Support Agreem	VA	0	▼	-100.0%	-1	
	<b>Total</b>		<b>213</b>	▼	<b>-18.7%</b>	<b>-49</b>
<b>GRAND TOTAL</b>			<b>446</b>	▼	<b>-13.1%</b>	<b>-67</b>

Filings by Major Case Category\*\*

Category	Summary	Change	% Change	Absolute Change
Adult Criminal	103	▲	+1.0%	+1
Child Dependency	34	▲	+88.9%	+16
Child in Need of Services/Supervision	3	▼		0
Custody and Visitation	115	▲	-32.0%	-54
Delinquency	25	▲	-24.2%	-8
Juvenile Miscellaneous	1	▲	-	+1
New to Workload Study	1	▲	-	+1
Other	55	▲	-20.3%	-14

\* Compared to same time period as previous year      \*\* Case Type Categories are defined in the 2017 Virginia Judicial Workload Assessment

The data reported reflect the case management system. The case types reported may not necessitate judicial involvement.

Protective Orders	37	▲	-2.6%	-1
Support	50	▲	+8.7%	+4
Traffic	22	▼	-37.1%	-13
<b>GRAND TOTAL</b>	<b>446</b>	▼	-13.1%	-67

\* Compared to same time period as previous year

\*\* Case Type Categories are defined in the 2017 Virginia Judicial Workload Assessment

The data reported reflect the case management system. The case types reported may not necessitate judicial involvement.



2024 Overall GRAND TOTAL		Distribution of Caseload			Change*		Percentage (%) of Caseload		
<b>1,114</b> +28 2.6% 		<b>Adult</b>	685	61%	29.7% ▲	+157	<b>Adult</b>	48.6%	61.5%
		<b>Juvenile</b>	429	39%	-23.1% ▼	-129	<b>Juvenile</b>	51.4%	38.5%
		<b>GRAND TOTAL</b>	<b>1,114</b>	100%	2.6% ▲	+28	<b>GRAND TOTAL</b>	100%	100%

**Filings by Division & Code**

Division	Case Type Description	Code	Summary	Change	% Change	Absolute Change	
<b>Adult</b>	Other	OT	151	▲	+51.0%	+51	
	Misdemeanor	CM	139	▲	+11.2%	+14	
	Show Cause	SC	122	▲	+56.4%	+44	
	Civil Support	VS	114	▲	+9.6%	+10	
	Family Abuse - Protective Order	FP	71	▲	+42.0%	+21	
	Felony	CF	33	▲	+13.8%	+4	
	Capias	CA	29	▲	+93.3%	+14	
	Motion - Protective Order	MP	10	↔		-	
	Remand Support	RS	7	▲	+133.3%	+4	
	Violation of Protective Order	PV	5	↔		-	
	Criminal Support	CS	2	▲	-	+2	
	Non-Family Abuse Protective Order	AP	2	▼	-71.4%	-5	
	Protective Order	PC	0	▼	-100.0%	-1	
	Restricted License for Non-Support	SL	0	▼	-100.0%	-1	
	<b>Total</b>		<b>685</b>	<b>▲</b>	<b>29.7%</b>	<b>+157</b>	
<b>Juvenile</b>	Custody Visitation	CV	298	▼	-22.8%	-88	
	Traffic	T	33	▼	-13.2%	-5	
	Misdemeanor	DM	32	▼	-53.6%	-37	
	Remand Custody	RC	10	▲	+100.0%	+5	
	Remand Visitation	RV	10	▲	+400.0%	+8	
	Show Cause	SC	8	▲	+60.0%	+3	
	Truancy	TR	8	▲	+60.0%	+3	
	Paternity	PT	7	↔		-	
	Non-Family Abuse Protective Order	AP	5	▲	+150.0%	+3	
	Foster Care Review	FC	4	▼	-20.0%	-1	
	Status	ST	4	▲	-	+4	
	Child In Need of Services	CS	3	▼	-25.0%	-1	
	Abuse and Neglect	AN	1	▼	-50.0%	-1	
	Emergency Custody Order	EC	1	▲	-	+1	
	Felony	DF	1	▼	-92.3%	-12	
	Other	OT	1	▲	-	+1	
	Permanency Planning	PH	1	▼	-66.7%	-2	
	Temporary Detention Order	TD	1	▲	-	+1	
	Violation of Protective Order	PV	1	▲	-	+1	
	Capias	CA	0	▼	-100.0%	-1	
	Civil Violation	CI	0	▼	-100.0%	-1	
	Family Abuse - Protective Order	FP	0	▼	-100.0%	-2	
	Initial Foster Care	IF	0	▼	-100.0%	-1	
	Qualified Residential Treatment	QR	0	▼	-100.0%	-1	
	Terminate Parental Rights	TP	0	▼	-100.0%	-6	
		<b>Total</b>		<b>429</b>	<b>▼</b>	<b>-23.1%</b>	<b>-129</b>
		<b>GRAND TOTAL</b>		<b>1,114</b>	<b>▲</b>	<b>2.6%</b>	<b>+28</b>

**Filings by Major Case Category\*\***

Category	Summary	Change	% Change	Absolute Change
Adult Criminal	257	▲	+10.3%	+24
Child Dependency	6	▼	-66.7%	-12

\* Compared to same time period as previous year      \*\* Case Type Categories are defined in the 2017 Virginia Judicial Workload Assessment

The data reported reflect the case management system. The case types reported may not necessitate judicial involvement.

Child in Need of Services/Supervision	11	▲	+22.2%	+2
Custody and Visitation	305	▼	-22.4%	-88
Delinquency	42	▲	-52.3%	-46
Juvenile Miscellaneous	4	▲	-	+4
New to Workload Study	0	▼	-100.0%	-1
Other	181	▲	+64.5%	+71
Protective Orders	88	▲	+23.9%	+17
Support	187	▲	+49.6%	+62
Traffic	33	▼	-13.2%	-5
<b>GRAND TOTAL</b>	<b>1,114</b>	▲	2.6%	+28

\* Compared to same time period as previous year

\*\* Case Type Categories are defined in the 2017 Virginia Judicial Workload Assessment

The data reported reflect the case management system. The case types reported may not necessitate judicial involvement.

2024 Overall GRAND TOTAL		Distribution of Caseload		Change*		Percentage (%) of Caseload		
<b>417</b>	-39 -8.6%	<b>Adult</b>	212 51%	17.1% ▲	+31	<b>Adult</b>	39.7%	50.8%
2024		<b>Juvenile</b>	205 49%	-25.5% ▼	-70	<b>Juvenile</b>	60.3%	49.2%
2023		<b>GRAND TOTAL</b>	<b>417</b> 100%	-8.6% ▼	-39	<b>GRAND TOTAL</b>	100%	100%

Filings by Division & Code

Division	Case Type Description	Code	Summary	Change	% Change	Absolute Change
<b>Adult</b>	Misdemeanor	CM	53	▲	+89.3%	+25
	Show Cause	SC	40	▲	+33.3%	+10
	Other	OT	34	▲	+6.3%	+2
	Civil Support	VS	33	▼	-37.7%	-20
	Family Abuse - Protective Order	FP	16	▲	+14.3%	+2
	Capias	CA	12	↔		-
	Felony	CF	10	▲	+25.0%	+2
	Violation of Protective Order	PV	10	▲	-	+10
	Motion - Protective Order	MP	3	▲	+50.0%	+1
	Non-Family Abuse Protective Order	AP	1	↔		-
	Remand Support	RS	0	▼	-100.0%	-1
	<b>Total</b>		<b>212</b>	<b>▲</b>	<b>17.1%</b>	<b>+31</b>
<b>Juvenile</b>	Custody Visitation	CV	118	▼	-20.8%	-31
	Abuse and Neglect	AN	14	▼	-30.0%	-6
	Misdemeanor	DM	14	▼	-48.1%	-13
	Status	ST	14	▲	+100.0%	+7
	Traffic	T	13	▼	-13.3%	-2
	Permanency Planning	PH	7	▲	+250.0%	+5
	Initial Foster Care	IF	6	▼	-25.0%	-2
	Felony	DF	5	▼	-44.4%	-4
	Terminate Parental Rights	TP	4	▲	-	+4
	Foster Care Review	FC	2	▼	-71.4%	-5
	Show Cause	SC	2	▼	-71.4%	-5
	Capias	CA	1	▲	-	+1
	Child In Need of Services	CS	1	▼	-75.0%	-3
	Emancipation	EP	1	▲	-	+1
	Entrustment	ET	1	↔		-
	Other	OT	1	▲	-	+1
	Paternity	PT	1	▼	-50.0%	-1
	Civil Violation	CI	0	▼	-100.0%	-1
	Emergency Custody Order	EC	0	▼	-100.0%	-1
	Motion - Protective Order	MP	0	▼	-100.0%	-2
	Remand Custody	RC	0	▼	-100.0%	-2
	Remand Visitation	RV	0	▼	-100.0%	-2
	Temporary Detention Order	TD	0	▼	-100.0%	-1
	Truancy	TR	0	▼	-100.0%	-7
	Voluntary Continuing Services and Support Agree	VA	0	▼	-100.0%	-1
	<b>Total</b>		<b>205</b>	<b>▼</b>	<b>-25.5%</b>	<b>-70</b>
<b>GRAND TOTAL</b>			<b>417</b>	<b>▼</b>	<b>-8.6%</b>	<b>-39</b>

Filings by Major Case Category\*\*

Category	Summary	Change	% Change	Absolute Change
Adult Criminal	116	▲	+65.7%	+46
Child Dependency	34	▲	-12.8%	-5
Child in Need of Services/Supervision	1	▼	-90.9%	-10
Custody and Visitation	119	▼	-21.2%	-32
Delinquency	22	▲	-48.8%	-21

\* Compared to same time period as previous year

\*\* Case Type Categories are defined in the 2017 Virginia Judicial Workload Assessment

The data reported reflect the case management system. The case types reported may not necessitate judicial involvement.




**CPSS - JCMS CASELOAD STATISTICS OF THE JUVENILE & DOMESTIC RELATIONS DISTRICT COURTS**  
 January 2024 thru December 2024 Filings (Compared to January 2023 thru December 2023)

Juvenile Miscellaneous	15	▲	+114.3%	+8
New to Workload Study	0	▼	-100.0%	-1
Other	35	▲	-10.3%	-4
Protective Orders	20	▼	+5.3%	+1
Support	42	▼	-31.1%	-19
Traffic	13	▼	-13.3%	-2
<b>GRAND TOTAL</b>	<b>417</b>	▼	-8.6%	-39

\* Compared to same time period as previous year

\*\* Case Type Categories are defined in the 2017 Virginia Judicial Workload Assessment

The data reported reflect the case management system. The case types reported may not necessitate judicial involvement.

2024 Overall GRAND TOTAL		Distribution of Caseload			Change*		Percentage (%) of Caseload			
2024  2023 	<b>606</b>	-48	-7.3%		<b>Adult</b>	318	52%	-1.9%	▼	-6
					<b>Juvenile</b>	288	48%	-12.7%	▼	-42
					<b>GRAND TOTAL</b>	<b>606</b>	100%	-7.3%	▼	-48
				<b>Adult</b>	49.5%	52.5%				
				<b>Juvenile</b>	50.5%	47.5%				
				<b>GRAND TOTAL</b>	100%	100%				

Filings by Division & Code

Division	Case Type Description	Code	Summary	Change	% Change	Absolute Change
<b>Adult</b>	Misdemeanor	CM	82	▲	+36.7%	+22
	Show Cause	SC	61	▲	-11.6%	-8
	Other	OT	59	▲	-10.6%	-7
	Civil Support	VS	35	▼	-18.6%	-8
	Family Abuse - Protective Order	FP	22	▼	-15.4%	-4
	Felony	CF	17	▼	-22.7%	-5
	Violation of Protective Order	PV	14	▲	+133.3%	+8
	Capias	CA	12	▼	-45.5%	-10
	Motion - Protective Order	MP	10	▲	+100.0%	+5
	Non-Family Abuse Protective Order	AP	4	▲	-	+4
	Remand Support	RS	2	▼	-33.3%	-1
	Restricted License for Non-Support	SL	0	▼	-100.0%	-1
	Temporary Detention Order	TD	0	▼	-100.0%	-1
		<b>Total</b>		<b>318</b>	▼	<b>-1.9%</b>
<b>Juvenile</b>	Custody Visitation	CV	174	▼	-12.6%	-25
	Misdemeanor	DM	18	▼	-53.8%	-21
	Status	ST	18	▲	+38.5%	+5
	Traffic	T	17	▼	-10.5%	-2
	Initial Foster Care	IF	8	▲	+100.0%	+4
	Felony	DF	6	↔	-	-
	Abuse and Neglect	AN	5	▼	-50.0%	-5
	Relief of Custody	CR	5	▲	-	+5
	Truancy	TR	5	▲	+66.7%	+2
	Child In Need of Services	CS	4	↔	-	-
	Foster Care Review	FC	4	▲	-	+4
	Permanency Planning	PH	4	▲	-	+4
	Show Cause	SC	4	▼	-66.7%	-8
	Non-Family Abuse Protective Order	AP	3	▲	-	+3
	Paternity	PT	3	↔	-	-
	Remand Visitation	RV	3	▲	+200.0%	+2
	Other	OT	2	▲	-	+2
	Remand Custody	RC	2	▲	+100.0%	+1
	Terminate Parental Rights	TP	2	▲	-	+2
	Temporary Detention Order	TD	1	▼	-75.0%	-3
	Child at Risk	RI	0	▼	-100.0%	-1
	Civil Violation	CI	0	▼	-100.0%	-5
	Motion - Protective Order	MP	0	▼	-100.0%	-6
		<b>Total</b>		<b>288</b>	▼	<b>-12.7%</b>
<b>GRAND TOTAL</b>			<b>606</b>	▼	<b>-7.3%</b>	<b>-48</b>

Filings by Major Case Category\*\*

Category	Summary	Change	% Change	Absolute Change
Adult Criminal	170	▲	+1.8%	+3
Child Dependency	28	▲	+86.7%	+13
Child in Need of Services/Supervision	9	▲	+28.6%	+2
Custody and Visitation	177	▼	-12.4%	-25
Delinquency	28	▼	-50.9%	-29

\* Compared to same time period as previous year      \*\* Case Type Categories are defined in the 2017 Virginia Judicial Workload Assessment

The data reported reflect the case management system. The case types reported may not necessitate judicial involvement.

**CPSS - JCMS CASELOAD STATISTICS OF THE JUVENILE & DOMESTIC RELATIONS DISTRICT COURTS**  
 January 2024 thru December 2024 Filings (Compared to January 2023 thru December 2023)

**Middlesex**

District: 9 FIPS: 119

Juvenile Miscellaneous	18	▲	+38.5%	+5
New to Workload Study	0	▼	-100.0%	-5
Other	69	▲	-9.2%	-7
Protective Orders	39	▲	+5.4%	+2
Support	51	▼	-8.9%	-5
Traffic	17	▼	-10.5%	-2
<b>GRAND TOTAL</b>	<b>606</b>	▼	-7.3%	-48

\* Compared to same time period as previous year

\*\* Case Type Categories are defined in the 2017 Virginia Judicial Workload Assessment

The data reported reflect the case management system. The case types reported may not necessitate judicial involvement.

2024 Overall GRAND TOTAL		Distribution of Caseload			Change*		Percentage (%) of Caseload		
<b>1,106</b>	-133 -10.7%	<b>Adult</b>	600	54%	9.3% ▲	+51	<b>Adult</b>	44.3%	54.2%
2024		<b>Juvenile</b>	506	46%	-26.7% ▼	-184	<b>Juvenile</b>	55.7%	45.8%
2023		<b>GRAND TOTAL</b>	<b>1,106</b>	100%	-10.7% ▼	-133	<b>GRAND TOTAL</b>	100%	100%

Filings by Division & Code

Division	Case Type Description	Code	Summary	Change	% Change	Absolute Change	
<b>Adult</b>	Misdemeanor	CM	137	▼	-4.2%	-6	
	Civil Support	VS	98	▼	-24.0%	-31	
	Show Cause	SC	94	▲	+104.3%	+48	
	Felony	CF	83	▲	+48.2%	+27	
	Other	OT	76	▲	-1.3%	-1	
	Family Abuse - Protective Order	FP	65	▲	+32.7%	+16	
	Capias	CA	32	▲	+45.5%	+10	
	Motion - Protective Order	MP	4	▼	-71.4%	-10	
	Remand Support	RS	4	▼	-33.3%	-2	
	Violation of Protective Order	PV	4	▼	-20.0%	-1	
	Non-Family Abuse Protective Order	AP	2	▲	-	+2	
	Restricted License for Non-Support	SL	1	▲	-	+1	
	Criminal Support	CS	0	▼	-100.0%	-1	
	Violation Family Abuse Protective Order	PS	0	▼	-100.0%	-1	
	<b>Total</b>		<b>600</b>	▲	<b>9.3%</b>	<b>+51</b>	
<b>Juvenile</b>	Custody Visitation	CV	327	▼	-21.2%	-88	
	Misdemeanor	DM	53	▼	-38.4%	-33	
	Traffic	T	30	▼	-53.8%	-35	
	Felony	DF	22	▼	-38.9%	-14	
	Paternity	PT	10	▲	+11.1%	+1	
	Permanency Planning	PH	8	▲	+33.3%	+2	
	Show Cause	SC	6	▼	-14.3%	-1	
	Status	ST	6	▼	-40.0%	-4	
	Terminate Parental Rights	TP	6	▲	+500.0%	+5	
	Temporary Detention Order	TD	5	▲	+400.0%	+4	
	Remand Custody	RC	4	▼	-60.0%	-6	
	Remand Visitation	RV	4	▼	-60.0%	-6	
	Abuse and Neglect	AN	3	▼	-25.0%	-1	
	Child In Need of Services	CS	3	▲	+50.0%	+1	
	Mental Commitment	MC	3	▲	+50.0%	+1	
	Non-Family Abuse Protective Order	AP	3	▼	-72.7%	-8	
	Foster Care Review	FC	2	▼	-33.3%	-1	
	Initial Foster Care	IF	2	▼	-33.3%	-1	
	Relief of Custody	CR	2	▲	-	+2	
	Voluntary Continuing Services and Support Agreem	VA	2	▼	-33.3%	-1	
	Emergency Custody Order	EC	1	▲	-	+1	
	Entrustment	ET	1	↔	-	-	
	Motion - Protective Order	MP	1	↔	-	-	
	Other	OT	1	▼	-66.7%	-2	
	Truancy	TR	1	▲	-	+1	
	Family Abuse - Protective Order	FP	0	▼	-100.0%	-1	
		<b>Total</b>		<b>506</b>	▼	<b>-26.7%</b>	<b>-184</b>
	<b>GRAND TOTAL</b>			<b>1,106</b>	▼	<b>-10.7%</b>	<b>-133</b>

\* Compared to same time period as previous year

\*\* Case Type Categories are defined in the 2017 Virginia Judicial Workload Assessment

The data reported reflect the case management system. The case types reported may not necessitate judicial involvement.

Filings by Major Case Category\*\*

Category	Summary	Change	% Change	Absolute Change
Adult Criminal	288	▲	+20.5%	+49
Child Dependency	26	▲	+23.8%	+5
Child in Need of Services/Supervision	4	▲	+100.0%	+2
Custody and Visitation	337	▼	-20.5%	-87
Delinquency	81	▼	-37.2%	-48
Juvenile Miscellaneous	6	▼	-40.0%	-4
Other	98	▲	-10.1%	-11
Protective Orders	75	▲	-1.3%	-1
Support	161	▲	-1.8%	-3
Traffic	30	▼	-53.8%	-35
<b>GRAND TOTAL</b>	<b>1,106</b>	▼	-10.7%	-133

\* Compared to same time period as previous year

\*\* Case Type Categories are defined in the 2017 Virginia Judicial Workload Assessment

The data reported reflect the case management system. The case types reported may not necessitate judicial involvement.



2024 Overall GRAND TOTAL		Distribution of Caseload			Change*		Percentage (%) of Caseload		
<b>4,094</b>	-206 -4.8%	<b>Adult</b>	2,329	57%	5.9% ▲	+129	<b>Adult</b>	2023 51.2%	2024 56.9%
2024		<b>Juvenile</b>	1,765	43%	-16.0% ▼	-335	<b>Juvenile</b>	48.8%	43.1%
2023		<b>GRAND TOTAL</b>	<b>4,094</b>	100%	-4.8% ▼	-206	<b>GRAND TOTAL</b>	100%	100%

**Filings by Division & Code**

Division	Case Type Description	Code	Summary	Change	% Change	Absolute Change	
<b>Adult</b>	Misdemeanor	CM	511	▲	+10.1%	+47	
	Show Cause	SC	477	▼	+3.7%	+17	
	Other	OT	385	▲	-9.8%	-42	
	Civil Support	VS	256	▼	-18.7%	-59	
	Felony	CF	240	▲	+32.6%	+59	
	Capias	CA	191	▲	+81.9%	+86	
	Family Abuse - Protective Order	FP	119	▲	+5.3%	+6	
	Remand Support	RS	79	▼	-8.1%	-7	
	Motion - Protective Order	MP	38	▲	+123.5%	+21	
	Violation of Protective Order	PV	24	▲	+4.3%	+1	
	Non-Family Abuse Protective Order	AP	5	▲	+150.0%	+3	
	Bond Forfeiture	BF	2	▼	-33.3%	-1	
	Restricted License for Non-Support	SL	2	▼	-33.3%	-1	
	Return of Desposit (Bondsman)	RD	0	▼	-100.0%	-1	
	<b>Total</b>		<b>2,329</b>	▲	<b>5.9%</b>	<b>+129</b>	
<b>Juvenile</b>	Custody Visitation	CV	870	▼	-27.6%	-332	
	Misdemeanor	DM	169	▼	-10.6%	-20	
	Remand Custody	RC	127	▲	+14.4%	+16	
	Remand Visitation	RV	125	▲	+7.8%	+9	
	Show Cause	SC	92	▲	+17.9%	+14	
	Traffic	T	72	▲	+111.8%	+38	
	Felony	DF	45	▲	+36.4%	+12	
	Status	ST	41	▼	-28.1%	-16	
	Truancy	TR	34	▼	-22.7%	-10	
	Motion - Protective Order	MP	23	▲	+15.0%	+3	
	Abuse and Neglect	AN	22	▼	-47.6%	-20	
	Permanency Planning	PH	21	▲	+50.0%	+7	
	Paternity	PT	19	▼	-29.6%	-8	
	Temporary Detention Order	TD	17	▲	+70.0%	+7	
	Terminate Parental Rights	TP	17	▲	+54.5%	+6	
	Special Immigrant Juvenile Status	SI	16	▼	-20.0%	-4	
	Other	OT	12	↔		-	
	Civil Violation	CI	10	▲	+66.7%	+4	
	Foster Care Review	FC	8	▼	-66.7%	-16	
	Initial Foster Care	IF	8	▼	-55.6%	-10	
	Non-Family Abuse Protective Order	AP	5	▼	-58.3%	-7	
	Emergency Custody Order	EC	4	↔		-	
	Capias	CA	3	▼	-50.0%	-3	
	Voluntary Continuing Services and Support Agreem	VA	2	↔		-	
	Entrustment	ET	1	▼	-75.0%	-3	
	Family Abuse - Protective Order	FP	1	↔		-	
	Violation of Protective Order	PV	1	▲		+1	
	Child In Need of Services	CS	0	▼	-100.0%	-2	
	Juvenile Support	JS	0	▼	-100.0%	-1	
		<b>Total</b>		<b>1,765</b>	▼	<b>-16.0%</b>	<b>-335</b>
		<b>GRAND TOTAL</b>		<b>4,094</b>	▼	<b>-4.8%</b>	<b>-206</b>

\* Compared to same time period as previous year

\*\* Case Type Categories are defined in the 2017 Virginia Judicial Workload Assessment

The data reported reflect the case management system. The case types reported may not necessitate judicial involvement.

**Filings by Major Case Category\*\***

Category	Summary	Change	% Change	Absolute Change
Adult Criminal	1,368	▲	+21.0%	+237
Child Dependency	79	▼	-31.3%	-36
Child in Need of Services/Supervision	34	▼	-26.1%	-12
Custody and Visitation	889	▼	-27.7%	-340
Delinquency	310	▲	+1.3%	+4
Juvenile Miscellaneous	41	▼	-28.1%	-16
New to Workload Study	26	▲		0
Other	749	▲	-2.3%	-18
Protective Orders	191	▲	+15.8%	+26
Support	335	▼	-21.0%	-89
Traffic	72	▲	+111.8%	+38
<b>GRAND TOTAL</b>	<b>4,094</b>	▼	-4.8%	-206

\* Compared to same time period as previous year

\*\* Case Type Categories are defined in the 2017 Virginia Judicial Workload Assessment

The data reported reflect the case management system. The case types reported may not necessitate judicial involvement.

2024 Overall GRAND TOTAL		Distribution of Caseload			Change*		Percentage (%) of Caseload		
<b>4,084</b> 	+538 15.2%	<b>Adult</b>	2,211	54%	16.4% ▲	+312	<b>Adult</b>	53.6%	54.1%
		<b>Juvenile</b>	1,873	46%	13.7% ▲	+226	<b>Juvenile</b>	46.4%	45.9%
<b>GRAND TOTAL</b>		<b>4,084</b>	100%	15.2% ▲	+538	<b>GRAND TOTAL</b>	100%	100%	

Filings by Division & Code

Division	Case Type Description	Code	Summary	Change	% Change	Absolute Change
<b>Adult</b>	Misdemeanor	CM	615	▲	+25.0%	+123
	Civil Support	VS	322	▲	+9.5%	+28
	Show Cause	SC	314	▲	+18.5%	+49
	Other	OT	311	▲	-1.9%	-6
	Felony	CF	281	▲	+45.6%	+88
	Family Abuse - Protective Order	FP	151	▼	-13.7%	-24
	Capias	CA	101	▲	+40.3%	+29
	Remand Support	RS	68	▲	+17.2%	+10
	Motion - Protective Order	MP	30	▲	+66.7%	+12
	Non-Family Abuse Protective Order	AP	15	▲	+36.4%	+4
	Restricted License for Non-Support	SL	3	▼	-25.0%	-1
Total			<b>2,211</b>	▲	<b>16.4%</b>	<b>+312</b>
<b>Juvenile</b>	Custody Visitation	CV	965	▼	-2.5%	-25
	Misdemeanor	DM	275	▲	+21.1%	+48
	Felony	DF	127	▲	+130.9%	+72
	Traffic	T	104	▲	+50.7%	+35
	Remand Custody	RC	93	▲	+24.0%	+18
	Remand Visitation	RV	92	▲	+33.3%	+23
	Abuse and Neglect	AN	34	▲	+325.0%	+26
	Foster Care Review	FC	20	▲	+122.2%	+11
	Permanency Planning	PH	20	▲	+17.6%	+3
	Other	OT	18	▲	+260.0%	+13
	Non-Family Abuse Protective Order	AP	17	▲	+88.9%	+8
	Truancy	TR	16	▼	-27.3%	-6
	Show Cause	SC	15	▲	+7.1%	+1
	Terminate Parental Rights	TP	14	▲	+133.3%	+8
	Status	ST	9	▲	-30.8%	-4
	Temporary Detention Order	TD	9	▲	+50.0%	+3
	Paternity	PT	8	▼	-55.6%	-10
	Capias	CA	6	▲	+500.0%	+5
	Child In Need of Services	CS	5	▲	+150.0%	+3
	Civil Violation	CI	5	▼	-37.5%	-3
	Emergency Custody Order	EC	3	▲	-	+3
	Entrustment	ET	3	▲	-	+3
	Initial Foster Care	IF	3	▼	-50.0%	-3
	Motion - Protective Order	MP	3	▲	+200.0%	+2
	Voluntary Continuing Services and Support Agree	VA	3	▲	-	+3
	Family Abuse - Protective Order	FP	2	▼	-71.4%	-5
	Mental Commitment	MC	2	▲	+100.0%	+1
	Juvenile Support	JS	1	▲	-	+1
	Qualified Residential Treatment	QR	1	▼	-50.0%	-1
	Child at Risk	RI	0	▼	-100.0%	-4
	Emancipation	EP	0	▼	-100.0%	-2
Special Immigrant Juvenile Status	SI	0	▼	-100.0%	-1	
Total			<b>1,873</b>	▲	<b>13.7%</b>	<b>+226</b>
<b>GRAND TOTAL</b>			<b>4,084</b>	▲	<b>15.2%</b>	<b>+538</b>

\* Compared to same time period as previous year

\*\* Case Type Categories are defined in the 2017 Virginia Judicial Workload Assessment

The data reported reflect the case management system. The case types reported may not necessitate judicial involvement.

**Filings by Major Case Category\*\***

Category	Summary	Change	% Change	Absolute Change
Adult Criminal	1,201	▲	+27.2%	+257
Child Dependency	98	▲	+88.5%	+46
Child in Need of Services/Supervision	22	▲	-8.3%	-2
Custody and Visitation	973	▼	-3.5%	-35
Delinquency	422	▲	+42.1%	+125
Juvenile Miscellaneous	9	▲	-40.0%	-6
New to Workload Study	5	▼	-44.4%	-4
Other	596	▲	+12.2%	+65
Protective Orders	218	▲	-1.4%	-3
Support	436	▲	+16.0%	+60
Traffic	104	▲	+50.7%	+35
<b>GRAND TOTAL</b>	<b>4,084</b>	▲	15.2%	+538

\* Compared to same time period as previous year

\*\* Case Type Categories are defined in the 2017 Virginia Judicial Workload Assessment

The data reported reflect the case management system. The case types reported may not necessitate judicial involvement.

2024 Overall GRAND TOTAL		Distribution of Caseload			Change*		Percentage (%) of Caseload		
<b>1,293</b>	-44 -3.3%	<b>Adult</b>	628	49%	3.1% ▲	+19	<b>Adult</b>	45.5%	48.6%
2024		<b>Juvenile</b>	665	51%	-8.7% ▼	-63	<b>Juvenile</b>	54.5%	51.4%
2023		<b>GRAND TOTAL</b>	<b>1,293</b>	100%	-3.3% ▼	-44	<b>GRAND TOTAL</b>	100%	100%

Filings by Division & Code

Division	Case Type Description	Code	Summary	Change	% Change	Absolute Change	
<b>Adult</b>	Misdemeanor	CM	149	▲	+24.2%	+29	
	Other	OT	108	▼	-10.0%	-12	
	Felony	CF	99	▲	+106.3%	+51	
	Civil Support	VS	82	▼	-33.3%	-41	
	Show Cause	SC	80	▲		-	
	Family Abuse - Protective Order	FP	61	▼	-4.7%	-3	
	Capias	CA	24	▼	-7.7%	-2	
	Motion - Protective Order	MP	12	▼	-14.3%	-2	
	Non-Family Abuse Protective Order	AP	7	↔		-	
	Violation of Protective Order	PV	4	▲	+300.0%	+3	
	Remand Support	RS	2	▼	-33.3%	-1	
	Restricted License for Non-Support	SL	0	▼	-100.0%	-2	
	Violation Family Abuse Protective Order	PS	0	▼	-100.0%	-1	
	<b>Total</b>			<b>628</b>	<b>▲</b>	<b>3.1%</b>	<b>+19</b>
<b>Juvenile</b>	Custody Visitation	CV	331	▼	-13.6%	-52	
	Misdemeanor	DM	74	↔		-	
	Truancy	TR	65	▲	+4.8%	+3	
	Traffic	T	43	▲	+2.4%	+1	
	Status	ST	31	▲	+342.9%	+24	
	Felony	DF	16	▼	-27.3%	-6	
	Foster Care Review	FC	13	▼	-31.6%	-6	
	Permanency Planning	PH	13	▼	-27.8%	-5	
	Initial Foster Care	IF	10	↔		-	
	Abuse and Neglect	AN	9	▼	-35.7%	-5	
	Remand Custody	RC	9	▼	-18.2%	-2	
	Remand Visitation	RV	9	▼	-10.0%	-1	
	Child In Need of Services	CS	8	▼	-33.3%	-4	
	Paternity	PT	7	▲	+75.0%	+3	
	Relief of Custody	CR	7	▲	+133.3%	+4	
	Non-Family Abuse Protective Order	AP	5	▼	-58.3%	-7	
	Temporary Detention Order	TD	4	▼	-20.0%	-1	
	Other	OT	3	▲		+3	
	Terminate Parental Rights	TP	3	▼	-57.1%	-4	
	Family Abuse - Protective Order	FP	2	▲		+2	
	Voluntary Continuing Services and Support Agreem	VA	2	▼	-50.0%	-2	
	Emergency Custody Order	EC	1	▲		+1	
	Entrustment	ET	0	▼	-100.0%	-2	
	Motion - Protective Order	MP	0	▼	-100.0%	-4	
	Show Cause	SC	0	▼	-100.0%	-1	
	Special Immigrant Juvenile Status	SI	0	▼	-100.0%	-2	
	<b>Total</b>			<b>665</b>	<b>▼</b>	<b>-8.7%</b>	<b>-63</b>
	<b>GRAND TOTAL</b>			<b>1,293</b>	<b>▼</b>	<b>-3.3%</b>	<b>-44</b>

Filings by Major Case Category\*\*

Category	Summary	Change	% Change	Absolute Change
Adult Criminal	310	▲	+23.5%	+59
Child Dependency	57	▼	-26.0%	-20

\* Compared to same time period as previous year

\*\* Case Type Categories are defined in the 2017 Virginia Judicial Workload Assessment

The data reported reflect the case management system. The case types reported may not necessitate judicial involvement.

Child in Need of Services/Supervision	73	▼	-1.4%	-1
Custody and Visitation	338	▲	-12.7%	-49
Delinquency	90	▼	-7.2%	-7
Juvenile Miscellaneous	31	▲	+342.9%	+24
New to Workload Study	0	▼	-100.0%	-2
Other	136	▲	-8.7%	-13
Protective Orders	87	▲	-13.9%	-14
Support	128	▼	-14.7%	-22
Traffic	43	▲	+2.4%	+1
<b>GRAND TOTAL</b>	<b>1,293</b>	▼	-3.3%	-44

\* Compared to same time period as previous year

\*\* Case Type Categories are defined in the 2017 Virginia Judicial Workload Assessment

The data reported reflect the case management system. The case types reported may not necessitate judicial involvement.

2024 Overall GRAND TOTAL		Distribution of Caseload		Change*		Percentage (%) of Caseload		
<b>931</b>	+108 13.1%	<b>Adult</b>	520 56%	19.0% ▲	+83	<b>Adult</b>	53.1%	55.9%
2024		<b>Juvenile</b>	411 44%	6.5% ▲	+25	<b>Juvenile</b>	46.9%	44.1%
2023		<b>GRAND TOTAL</b>	<b>931</b> 100%	13.1% ▲	+108	<b>GRAND TOTAL</b>	100%	100%

**Filings by Division & Code**

Division	Case Type Description	Code	Summary	Change	% Change	Absolute Change
<b>Adult</b>	Show Cause	SC	118	▲	+53.2%	+41
	Other	OT	113	▲	+41.3%	+33
	Misdemeanor	CM	101	▼	-3.8%	-4
	Civil Support	VS	75	▼	-1.3%	-1
	Family Abuse - Protective Order	FP	50	▲	+31.6%	+12
	Felony	CF	33	▲	+83.3%	+15
	Capias	CA	16	▼	-36.0%	-9
	Motion - Protective Order	MP	6	▲	+100.0%	+3
	Protective Order	PC	2	▼	-80.0%	-8
	Restricted License for Non-Support	SL	2	▲	+100.0%	+1
	Violation of Protective Order	PV	2	▲	-	+2
	Non-Family Abuse Protective Order	AP	1	▼	-75.0%	-3
	Remand Support	RS	1	▲	-	+1
	<b>Total</b>		<b>520</b>	<b>▲</b>	<b>19.0%</b>	<b>+83</b>
<b>Juvenile</b>	Custody Visitation	CV	277	▲	+11.2%	+28
	Traffic	T	35	▲	+20.7%	+6
	Truancy	TR	21	▼	-12.5%	-3
	Misdemeanor	DM	19	▼	-20.8%	-5
	Felony	DF	12	▲	+50.0%	+4
	Foster Care Review	FC	12	▲	+50.0%	+4
	Abuse and Neglect	AN	8	▲	+14.3%	+1
	Paternity	PT	7	▲	+75.0%	+3
	Initial Foster Care	IF	6	▲	+200.0%	+4
	Temporary Detention Order	TD	5	↔	-	-
	Show Cause	SC	3	▲	-72.7%	-8
	Permanency Planning	PH	2	▼	-33.3%	-1
	Status	ST	2	▲	-	+2
	Other	OT	1	▲	-	+1
	Remand Custody	RC	1	▼	-75.0%	-3
	Child In Need of Services	CS	0	▼	-100.0%	-1
	Civil Violation	CI	0	▼	-100.0%	-2
	Motion - Protective Order	MP	0	▼	-100.0%	-1
	Non-Family Abuse Protective Order	AP	0	▼	-100.0%	-1
	Relief of Custody	CR	0	▼	-100.0%	-1
Terminate Parental Rights	TP	0	▼	-100.0%	-2	
	<b>Total</b>		<b>411</b>	<b>▲</b>	<b>6.5%</b>	<b>+25</b>
<b>GRAND TOTAL</b>			<b>931</b>	<b>▲</b>	<b>13.1%</b>	<b>+108</b>

**Filings by Major Case Category\*\***

Category	Summary	Change	% Change	Absolute Change
Adult Criminal	223	▲	+16.8%	+32
Child Dependency	28	▲	+21.7%	+5
Child in Need of Services/Supervision	22	▼	-38.9%	-14
Custody and Visitation	284	▲	+12.3%	+31
Delinquency	33	▲	+3.1%	+1
Juvenile Miscellaneous	2	▲	-	+2
New to Workload Study	0	▼	-100.0%	-2

\* Compared to same time period as previous year      \*\* Case Type Categories are defined in the 2017 Virginia Judicial Workload Assessment

The data reported reflect the case management system. The case types reported may not necessitate judicial involvement.

Other	121	▲	+36.0%	+32
Protective Orders	57	▼	+21.3%	+10
Support	126	▲	+4.1%	+5
Traffic	35	▲	+20.7%	+6
<b>GRAND TOTAL</b>	<b>931</b>	▲	13.1%	+108

\* Compared to same time period as previous year

\*\* Case Type Categories are defined in the 2017 Virginia Judicial Workload Assessment

The data reported reflect the case management system. The case types reported may not necessitate judicial involvement.



2024 Overall GRAND TOTAL		Distribution of Caseload		Change*		Percentage (%) of Caseload			
<b>662</b> +70 11.8% 		<b>Adult</b>	337	51%	-4.0% ▼	-14	<b>Adult</b>	59.3%	50.9%
		<b>Juvenile</b>	325	49%	34.9% ▲	+84	<b>Juvenile</b>	40.7%	49.1%
		<b>GRAND TOTAL</b>	<b>662</b>	100%	11.8% ▲	+70	<b>GRAND TOTAL</b>	100%	100%

Filings by Division & Code

Division	Case Type Description	Code	Summary	Change	% Change	Absolute Change
<b>Adult</b>	Civil Support	VS	74	▲	+8.8%	+6
	Show Cause	SC	65	▲	+109.7%	+34
	Other	OT	64	▼	-9.9%	-7
	Family Abuse - Protective Order	FP	47	▲	+11.9%	+5
	Misdemeanor	CM	46	▼	-51.6%	-49
	Felony	CF	18	▲	+12.5%	+2
	Capias	CA	10	▼	-9.1%	-1
	Motion - Protective Order	MP	8	↔		-
	Non-Family Abuse Protective Order	AP	2	▼	-71.4%	-5
	Violation Family Abuse Protective Order	PS	2	▲	-	+2
	Violation of Protective Order	PV	1	↔		-
	Remand Support	RS	0	▼	-100.0%	-1
	<b>Total</b>		<b>337</b>	▼	<b>-4.0%</b>	<b>-14</b>
<b>Juvenile</b>	Custody Visitation	CV	177	▲	+24.6%	+35
	Misdemeanor	DM	37	▲	+37.0%	+10
	Felony	DF	33	▲	+371.4%	+26
	Abuse and Neglect	AN	12	▲	+300.0%	+9
	Traffic	T	11	↔		-
	Paternity	PT	8	▲	+300.0%	+6
	Child In Need of Services	CS	6	▲	+100.0%	+3
	Initial Foster Care	IF	6	▲	+200.0%	+4
	Motion - Protective Order	MP	6	▲	-	+6
	Non-Family Abuse Protective Order	AP	5	↔		-
	Truancy	TR	5	↔		-
	Permanency Planning	PH	4	▼	-42.9%	-3
	Temporary Detention Order	TD	4	▲	+100.0%	+2
	Other	OT	3	▲	+200.0%	+2
	Voluntary Continuing Services and Support Agreen	VA	3	▲	+200.0%	+2
	Foster Care Review	FC	2	▼	-77.8%	-7
	Terminate Parental Rights	TP	2	↔		-
	Emergency Custody Order	EC	1	↔		-
	Civil Violation	CI	0	▼	-100.0%	-1
	Emancipation	EP	0	▼	-100.0%	-1
	Qualified Residential Treatment	QR	0	▼	-100.0%	-1
	Relief of Custody	CR	0	▼	-100.0%	-5
	Special Immigrant Juvenile Status	SI	0	▼	-100.0%	-1
	Status	ST	0	▼	-100.0%	-2
		<b>Total</b>		<b>325</b>	▲	<b>34.9%</b>
<b>GRAND TOTAL</b>			<b>662</b>	▲	11.8%	+70

Filings by Major Case Category\*\*

Category	Summary	Change	% Change	Absolute Change
Adult Criminal	121	▲	-18.8%	-28
Child Dependency	29	▲	-3.3%	-1
Child in Need of Services/Supervision	11	▲	+37.5%	+3
Custody and Visitation	185	▲	+28.5%	+41
Delinquency	70	▲	+105.9%	+36

\* Compared to same time period as previous year

\*\* Case Type Categories are defined in the 2017 Virginia Judicial Workload Assessment

The data reported reflect the case management system. The case types reported may not necessitate judicial involvement.

**CPSS - JCMS CASELOAD STATISTICS OF THE JUVENILE & DOMESTIC RELATIONS DISTRICT COURTS**  
 January 2024 thru December 2024 Filings (Compared to January 2023 thru December 2023)

**Charlotte**

District: 10 FIPS: 037

Juvenile Miscellaneous	0	▼	-100.0%	-3
New to Workload Study	0	▼	-100.0%	-2
Other	72	▲	-5.3%	-4
Protective Orders	68	▲	+9.7%	+6
Support	95	▲	+30.1%	+22
Traffic	11	↔		0
<b>GRAND TOTAL</b>	<b>662</b>	▲	11.8%	+70

\* Compared to same time period as previous year

\*\* Case Type Categories are defined in the 2017 Virginia Judicial Workload Assessment

The data reported reflect the case management system. The case types reported may not necessitate judicial involvement.

2024 Overall GRAND TOTAL		Distribution of Caseload			Change*		Percentage (%) of Caseload		
<b>575</b> +34 6.3% 	2024 2023	<b>Adult</b>	300	52%	5.3% ▲	+15	<b>Adult</b>	52.7%	52.2%
		<b>Juvenile</b>	275	48%	7.4% ▲	+19	<b>Juvenile</b>	47.3%	47.8%
<b>GRAND TOTAL</b>		<b>575</b>	100%	6.3% ▲	+34	<b>GRAND TOTAL</b>	100%	100%	

**Filings by Division & Code**

Division	Case Type Description	Code	Summary	Change	% Change	Absolute Change
<b>Adult</b>	Civil Support	VS	68	▲	+19.3%	+11
	Show Cause	SC	62	▲	+8.8%	+5
	Other	OT	50	▼	-7.4%	-4
	Family Abuse - Protective Order	FP	43	▲	+152.9%	+26
	Misdemeanor	CM	43	▼	-21.8%	-12
	Felony	CF	12	▼	-7.7%	-1
	Capias	CA	9	▲	-59.1%	-13
	Motion - Protective Order	MP	6	▲	+50.0%	+2
	Non-Family Abuse Protective Order	AP	5	▲	+150.0%	+3
	Violation of Protective Order	PV	2	▼	-50.0%	-2
<b>Total</b>			<b>300</b>	<b>▲</b>	<b>5.3%</b>	<b>+15</b>
<b>Juvenile</b>	Custody Visitation	CV	164	▲	+7.9%	+12
	Misdemeanor	DM	27	▲	+80.0%	+12
	Traffic	T	23	▼	-14.8%	-4
	Abuse and Neglect	AN	15	▼	-46.4%	-13
	Motion - Protective Order	MP	14	▲	+75.0%	+6
	Truancy	TR	6	▲	+200.0%	+4
	Non-Family Abuse Protective Order	AP	5	▲	+400.0%	+4
	Paternity	PT	3	↔	-	-
	Child In Need of Services	CS	2	▲	+100.0%	+1
	Family Abuse - Protective Order	FP	2	▲	-	+2
	Foster Care Review	FC	2	▼	-66.7%	-4
	Initial Foster Care	IF	2	▲	-	+2
	Relief of Custody	CR	2	▲	-	+2
	Remand Visitation	RV	2	▲	-	+2
	Status	ST	2	▲	-	-
	Capias	CA	1	▲	-	+1
	Emergency Custody Order	EC	1	▲	-	+1
	Felony	DF	1	▼	-50.0%	-1
	Temporary Detention Order	TD	1	↔	-	-
	Civil Violation	CI	0	▼	-100.0%	-1
	Permanency Planning	PH	0	▼	-100.0%	-3
	Show Cause	SC	0	▼	-100.0%	-3
	Voluntary Continuing Services and Support Agreen	VA	0	▼	-100.0%	-1
<b>Total</b>			<b>275</b>	<b>▲</b>	<b>7.4%</b>	<b>+19</b>
<b>GRAND TOTAL</b>			<b>575</b>	<b>▲</b>	<b>6.3%</b>	<b>+34</b>

**Filings by Major Case Category\*\***

Category	Summary	Change	% Change	Absolute Change
Adult Criminal	97	▼	-31.2%	-44
Child Dependency	21	▲	-44.7%	-17
Child in Need of Services/Supervision	8	▲	+166.7%	+5
Custody and Visitation	168	▲	+8.4%	+13
Delinquency	28	▼	+40.0%	+8
Juvenile Miscellaneous	2	▲	-	0
New to Workload Study	0	▼	-100.0%	-1

\* Compared to same time period as previous year      \*\* Case Type Categories are defined in the 2017 Virginia Judicial Workload Assessment

The data reported reflect the case management system. The case types reported may not necessitate judicial involvement.

**CPSS - JCMS CASELOAD STATISTICS OF THE JUVENILE & DOMESTIC RELATIONS DISTRICT COURTS**  
 January 2024 thru December 2024 Filings (Compared to January 2023 thru December 2023)

**Cumberland**

District: 10 FIPS: 049

Other	54	▲	-1.8%	-1
Protective Orders	75	▲	+134.4%	+43
Support	99	▲	+47.8%	+32
Traffic	23	▼	-14.8%	-4
<b>GRAND TOTAL</b>	<b>575</b>	▲	6.3%	+34

\* Compared to same time period as previous year

\*\* Case Type Categories are defined in the 2017 Virginia Judicial Workload Assessment

The data reported reflect the case management system. The case types reported may not necessitate judicial involvement.

2024 Overall GRAND TOTAL		Distribution of Caseload			Change*		Percentage (%) of Caseload		
<b>2,083</b> 	+93 4.7%	<b>Adult</b>	1,148	55%	-5.5% ▼	-67	<b>Adult</b>	61.1%	55.1%
		<b>Juvenile</b>	935	45%	20.6% ▲	+160	<b>Juvenile</b>	38.9%	44.9%
		<b>GRAND TOTAL</b>	<b>2,083</b>	100%	4.7% ▲	+93	<b>GRAND TOTAL</b>	100%	100%

Filings by Division & Code

Division	Case Type Description	Code	Summary	Change	% Change	Absolute Change	
<b>Adult</b>	Misdemeanor	CM	256	▼	-12.3%	-36	
	Show Cause	SC	221	▲	+7.3%	+15	
	Civil Support	VS	217	▼	-23.9%	-68	
	Other	OT	199	▲	-3.9%	-8	
	Family Abuse - Protective Order	FP	98	▲	+8.9%	+8	
	Felony	CF	68	▼	-4.2%	-3	
	Capias	CA	52	▲	+44.4%	+16	
	Remand Support	RS	12	▲	+140.0%	+7	
	Non-Family Abuse Protective Order	AP	9	▲	+28.6%	+2	
	Violation Family Abuse Protective Order	PS	6	▲	+500.0%	+5	
	Motion - Protective Order	MP	4	▲	+33.3%	+1	
	Violation of Protective Order	PV	4	▲	+33.3%	+1	
	Restricted License for Non-Support	SL	2	▼	-60.0%	-3	
	Criminal Support	CS	0	▼	-100.0%	-4	
	<b>Total</b>		<b>1,148</b>	▼	<b>-5.5%</b>	<b>-67</b>	
<b>Juvenile</b>	Custody Visitation	CV	537	▲	+31.0%	+127	
	Misdemeanor	DM	122	▲	+11.9%	+13	
	Traffic	T	52	▲	+10.6%	+5	
	Felony	DF	42	▼	-20.8%	-11	
	Paternity	PT	35	▼	-10.3%	-4	
	Remand Custody	RC	15	▲	+66.7%	+6	
	Remand Visitation	RV	15	▲	+200.0%	+10	
	Voluntary Continuing Services and Support Agreem	VA	15	▲	+15.4%	+2	
	Motion - Protective Order	MP	14	▲	+16.7%	+2	
	Truancy	TR	13	▲	+225.0%	+9	
	Relief of Custody	CR	8	▲	+166.7%	+5	
	Temporary Detention Order	TD	8	▲	+14.3%	+1	
	Terminate Parental Rights	TP	8	▲	+700.0%	+7	
	Child In Need of Services	CS	7	▲	+40.0%	+2	
	Civil Violation	CI	7	▼	-12.5%	-1	
	Permanency Planning	PH	7	▼	-36.4%	-4	
	Non-Family Abuse Protective Order	AP	5	↔	-	-	
	Emergency Custody Order	EC	4	▲	+100.0%	+2	
	Foster Care Review	FC	4	▼	-69.2%	-9	
	Other	OT	4	↔	-	-	
	Abuse and Neglect	AN	3	▼	-70.0%	-7	
	Capias	CA	3	▲	-	+3	
	Initial Foster Care	IF	2	▲	-	+2	
	Status	ST	2	▲	-50.0%	-2	
	Emancipation	EP	1	▲	-	+1	
	Family Abuse - Protective Order	FP	1	▲	-	+1	
	Qualified Residential Treatment	QR	1	↔	-	-	
		<b>Total</b>		<b>935</b>	▲	<b>20.6%</b>	<b>+160</b>
		<b>GRAND TOTAL</b>		<b>2,083</b>	▲	<b>4.7%</b>	<b>+93</b>

\* Compared to same time period as previous year

\*\* Case Type Categories are defined in the 2017 Virginia Judicial Workload Assessment

The data reported reflect the case management system. The case types reported may not necessitate judicial involvement.

**Filings by Major Case Category\*\***

Category	Summary	Change	% Change	Absolute Change
Adult Criminal	507	▲	-8.6%	-48
Child Dependency	48	▲	-7.7%	-4
Child in Need of Services/Supervision	20	▲	+122.2%	+11
Custody and Visitation	572	▲	+27.4%	+123
Delinquency	167	▲	+3.1%	+5
Juvenile Miscellaneous	3	▲	-25.0%	-1
New to Workload Study	7	▼	-12.5%	-1
Other	257	▲	+7.5%	+18
Protective Orders	131	▲	+12.0%	+14
Support	319	▼	-8.3%	-29
Traffic	52	▲	+10.6%	+5
<b>GRAND TOTAL</b>	<b>2,083</b>	▲	4.7%	+93

\* Compared to same time period as previous year

\*\* Case Type Categories are defined in the 2017 Virginia Judicial Workload Assessment

The data reported reflect the case management system. The case types reported may not necessitate judicial involvement.

2024 Overall GRAND TOTAL		Distribution of Caseload		Change*		Percentage (%) of Caseload		
<b>795</b>	+58 7.9%	<b>Adult</b>	416 52%	6.9% ▲	+27	<b>Adult</b>	52.8%	52.3%
2024		<b>Juvenile</b>	379 48%	8.9% ▲	+31	<b>Juvenile</b>	47.2%	47.7%
2023		<b>GRAND TOTAL</b>	<b>795</b> 100%	7.9% ▲	+58	<b>GRAND TOTAL</b>	100%	100%

**Filings by Division & Code**

Division	Case Type Description	Code	Summary	Change	% Change	Absolute Change
<b>Adult</b>	Misdemeanor	CM	103	▲	+41.1%	+30
	Civil Support	VS	97	▼	-9.3%	-10
	Show Cause	SC	71	▲	+2.9%	+2
	Other	OT	60	▼	-13.0%	-9
	Family Abuse - Protective Order	FP	42	▲	+20.0%	+7
	Felony	CF	18	▲	+5.9%	+1
	Capias	CA	13	▲	+8.3%	+1
	Violation of Protective Order	PV	6	▲	-	+6
	Motion - Protective Order	MP	4	▲	+33.3%	+1
	Non-Family Abuse Protective Order	AP	2	▼	-50.0%	-2
	<b>Total</b>		<b>416</b>	<b>▲</b>	<b>6.9%</b>	<b>+27</b>
<b>Juvenile</b>	Custody Visitation	CV	213	▲	+21.0%	+37
	Misdemeanor	DM	72	▲	+35.8%	+19
	Traffic	T	16	▲	+33.3%	+4
	Abuse and Neglect	AN	13	▲	+30.0%	+3
	Felony	DF	11	▼	-47.6%	-10
	Child In Need of Services	CS	8	▲	+166.7%	+5
	Truancy	TR	8	▼	-46.7%	-7
	Permanency Planning	PH	7	▲	+600.0%	+6
	Entrustment	ET	5	▲	+400.0%	+4
	Temporary Detention Order	TD	5	▲	+66.7%	+2
	Foster Care Review	FC	4	▼	-55.6%	-5
	Status	ST	4	▼	-71.4%	-10
	Terminate Parental Rights	TP	3	▲	-	+3
	Civil Violation	CI	2	↔	-	-
	Paternity	PT	2	▼	-80.0%	-8
	Show Cause	SC	2	▲	-	+2
	Initial Foster Care	IF	1	▼	-80.0%	-4
	Motion - Protective Order	MP	1	▲	-	+1
	Non-Family Abuse Protective Order	AP	1	▼	-83.3%	-5
	Voluntary Continuing Services and Support Agree	VA	1	↔	-	-
Family Abuse - Protective Order	FP	0	▼	-100.0%	-1	
Other	OT	0	▼	-100.0%	-3	
Relief of Custody	CR	0	▼	-100.0%	-2	
	<b>Total</b>		<b>379</b>	<b>▲</b>	<b>8.9%</b>	<b>+31</b>
	<b>GRAND TOTAL</b>		<b>795</b>	<b>▲</b>	<b>7.9%</b>	<b>+58</b>

**Filings by Major Case Category\*\***

Category	Summary	Change	% Change	Absolute Change
Adult Criminal	183	▲	+15.1%	+24
Child Dependency	34	▲	+17.2%	+5
Child in Need of Services/Supervision	16	▲	-11.1%	-2
Custody and Visitation	215	▼	+15.6%	+29
Delinquency	85	▲	+14.9%	+11
Juvenile Miscellaneous	4	▼	-71.4%	-10
New to Workload Study	2	↔	-	0

\* Compared to same time period as previous year      \*\* Case Type Categories are defined in the 2017 Virginia Judicial Workload Assessment

The data reported reflect the case management system. The case types reported may not necessitate judicial involvement.

**CPSS - JCMS CASELOAD STATISTICS OF THE JUVENILE & DOMESTIC RELATIONS DISTRICT COURTS**  
 January 2024 thru December 2024 Filings (Compared to January 2023 thru December 2023)

**Lunenburg**

District: 10 FIPS: 111

Other	65	▼	-13.3%	-10
Protective Orders	50	▲	+2.0%	+1
Support	125	▲	+5.0%	+6
Traffic	16	▲	+33.3%	+4
<b>GRAND TOTAL</b>	<b>795</b>	▲	7.9%	+58

\* Compared to same time period as previous year

\*\* Case Type Categories are defined in the 2017 Virginia Judicial Workload Assessment

The data reported reflect the case management system. The case types reported may not necessitate judicial involvement.



2024 Overall GRAND TOTAL		Distribution of Caseload			Change*		Percentage (%) of Caseload		
<b>2,050</b> 	+33 1.6%	<b>Adult</b>	1,008	49%	4.1% ▲	+40	<b>Adult</b>	48.0%	49.2%
		<b>Juvenile</b>	1,042	51%	-0.7% ▼	-7	<b>Juvenile</b>	52.0%	50.8%
		<b>GRAND TOTAL</b>	<b>2,050</b>	100%	1.6% ▲	+33	<b>GRAND TOTAL</b>	100%	100%

**Filings by Division & Code**

Division	Case Type Description	Code	Summary	Change	% Change	Absolute Change	
<b>Adult</b>	Civil Support	VS	210	▼	-8.3%	-19	
	Show Cause	SC	193	▲	+13.5%	+23	
	Misdemeanor	CM	190	▲	+7.3%	+13	
	Other	OT	131	▲	-18.6%	-30	
	Felony	CF	118	▲	+96.7%	+58	
	Family Abuse - Protective Order	FP	87	↔		-	
	Capias	CA	33	▼	-17.5%	-7	
	Motion - Protective Order	MP	15	▼	-6.3%	-1	
	Non-Family Abuse Protective Order	AP	11	▲	+120.0%	+6	
	Remand Support	RS	9	↔		-	
	Violation of Protective Order	PV	5	▼	-44.4%	-4	
	Protective Order	PC	3	▲	-	+3	
	Restricted License for Non-Support	SL	2	↔		-	
	Violation Family Abuse Protective Order	PS	1	▲	-	+1	
	Bond Forfeiture	BF	0	▼	-100.0%	-2	
	Criminal Support	CS	0	▼	-100.0%	-1	
	<b>Total</b>		<b>1,008</b>	▲	<b>4.1%</b>	<b>+40</b>	
<b>Juvenile</b>	Custody Visitation	CV	480	▼	-7.9%	-41	
	Misdemeanor	DM	154	▲	+18.5%	+24	
	Traffic	T	73	▲	+23.7%	+14	
	Motion - Protective Order	MP	65	▲	+4.8%	+3	
	Paternity	PT	63	▲	+31.3%	+15	
	Felony	DF	45	▲	+60.7%	+17	
	Abuse and Neglect	AN	34	▲	+3.0%	+1	
	Truancy	TR	17	▲	+240.0%	+12	
	Remand Custody	RC	16	▼	-15.8%	-3	
	Remand Visitation	RV	16	▲	+23.1%	+3	
	Status	ST	15	▼	-42.3%	-11	
	Child In Need of Services	CS	12	▼	-40.0%	-8	
	Permanency Planning	PH	12	▼	-7.7%	-1	
	Foster Care Review	FC	9	▼	-35.7%	-5	
	Terminate Parental Rights	TP	9	▼	-25.0%	-3	
	Initial Foster Care	IF	8	▼	-50.0%	-8	
	Emergency Custody Order	EC	4	▲	+300.0%	+3	
	Temporary Detention Order	TD	4	▼	-33.3%	-2	
	Civil Violation	CI	2	▲	-	+2	
	Entrustment	ET	1	▼	-75.0%	-3	
	Non-Family Abuse Protective Order	AP	1	▼	-80.0%	-4	
	Relief of Custody	CR	1	▼	-85.7%	-6	
	Voluntary Continuing Services and Support Agree	VA	1	▼	-75.0%	-3	
	Child at Risk	RI	0	▼	-100.0%	-1	
	Other	OT	0	▼	-100.0%	-1	
	Qualified Residential Treatment	QR	0	▼	-100.0%	-1	
		<b>Total</b>		<b>1,042</b>	▼	<b>-0.7%</b>	<b>-7</b>
	<b>GRAND TOTAL</b>			<b>2,050</b>	▲	1.6%	+33

\* Compared to same time period as previous year

\*\* Case Type Categories are defined in the 2017 Virginia Judicial Workload Assessment

The data reported reflect the case management system. The case types reported may not necessitate judicial involvement.




**Filings by Major Case Category\*\***

Category	Summary	Change	% Change	Absolute Change
Adult Criminal	456	▲	+10.7%	+44
Child Dependency	75	▼	-28.6%	-30
Child in Need of Services/Supervision	29	▲	+16.0%	+4
Custody and Visitation	543	▲	-4.6%	-26
Delinquency	199	▲	+25.9%	+41
Juvenile Miscellaneous	15	▼	-42.3%	-11
New to Workload Study	2	▲	-	+2
Other	180	▲	-14.3%	-30
Protective Orders	179	▲	+2.3%	+4
Support	299	▼	+7.6%	+21
Traffic	73	▲	+23.7%	+14
<b>GRAND TOTAL</b>	<b>2,050</b>	▲	1.6%	+33

\* Compared to same time period as previous year

\*\* Case Type Categories are defined in the 2017 Virginia Judicial Workload Assessment

The data reported reflect the case management system. The case types reported may not necessitate judicial involvement.

2024 Overall GRAND TOTAL		Distribution of Caseload			Change*		Percentage (%) of Caseload		
<b>1,098</b>	-75 -6.4%	<b>Adult</b>	585	53%	-9.2% ▼	-59	<b>Adult</b>	54.9%	53.3%
2024 		<b>Juvenile</b>	513	47%	-3.0% ▼	-16	<b>Juvenile</b>	45.1%	46.7%
2023 		<b>GRAND TOTAL</b>	<b>1,098</b>	100%	-6.4% ▼	-75	<b>GRAND TOTAL</b>	100%	100%

Filings by Division & Code

Division	Case Type Description	Code	Summary	Change	% Change	Absolute Change
<b>Adult</b>	Civil Support	VS	126	▼	-13.7%	-20
	Show Cause	SC	118	▲	-2.5%	-3
	Misdemeanor	CM	106	▼	-11.7%	-14
	Other	OT	101	▼	-21.1%	-27
	Family Abuse - Protective Order	FP	53	▲	+15.2%	+7
	Felony	CF	37	▲	+8.8%	+3
	Capias	CA	29	▼	-6.5%	-2
	Motion - Protective Order	MP	10	▲	+25.0%	+2
	Non-Family Abuse Protective Order	AP	3	▼	-70.0%	-7
	Protective Order	PC	1	▲	-	+1
	Restricted License for Non-Support	SL	1	▲	-	+1
		<b>Total</b>		<b>585</b>	▼	<b>-9.2%</b>
<b>Juvenile</b>	Custody Visitation	CV	313	▼	-12.6%	-45
	Misdemeanor	DM	51	▲	+2.0%	+1
	Traffic	T	45	▼	-23.7%	-14
	Felony	DF	33	▲	+175.0%	+21
	Motion - Protective Order	MP	13	▲	+1,200.0%	+12
	Paternity	PT	12	▲	+71.4%	+5
	Temporary Detention Order	TD	9	▲	+125.0%	+5
	Child In Need of Services	CS	7	▼	-22.2%	-2
	Abuse and Neglect	AN	5	▼	-44.4%	-4
	Truancy	TR	4	↔	-	-
	Capias	CA	3	▲	+200.0%	+2
	Emergency Custody Order	EC	3	▲	+50.0%	+1
	Non-Family Abuse Protective Order	AP	3	▲	-	+3
	Show Cause	SC	3	▼	-50.0%	-3
	Permanency Planning	PH	2	▲	-	+2
	Remand Custody	RC	2	▲	+100.0%	+1
	Civil Violation	CI	1	▲	-	+1
	Foster Care Review	FC	1	▼	-66.7%	-2
	Other	OT	1	▲	-	+1
	Remand Visitation	RV	1	↔	-	-
	Status	ST	1	▲	-	+1
Terminate Parental Rights	TP	0	▼	-100.0%	-2	
	<b>Total</b>		<b>513</b>	▼	<b>-3.0%</b>	<b>-16</b>
<b>GRAND TOTAL</b>			<b>1,098</b>	▼	<b>-6.4%</b>	<b>-75</b>

Filings by Major Case Category\*\*

Category	Summary	Change	% Change	Absolute Change
Adult Criminal	216	▲	-17.9%	-47
Child Dependency	8	▲	-42.9%	-6
Child in Need of Services/Supervision	11	▼	-26.7%	-4
Custody and Visitation	325	▲	-11.0%	-40
Delinquency	90	▲	+34.3%	+23
Juvenile Miscellaneous	1	▲	-	+1
New to Workload Study	1	▲	-	+1

\* Compared to same time period as previous year

\*\* Case Type Categories are defined in the 2017 Virginia Judicial Workload Assessment

The data reported reflect the case management system. The case types reported may not necessitate judicial involvement.

Other	117	▲	-14.0%	-19
Protective Orders	82	▲	+26.2%	+17
Support	202	▲	+6.9%	+13
Traffic	45	▼	-23.7%	-14
<b>GRAND TOTAL</b>	<b>1,098</b>	▼	-6.4%	-75

\* Compared to same time period as previous year

\*\* Case Type Categories are defined in the 2017 Virginia Judicial Workload Assessment

The data reported reflect the case management system. The case types reported may not necessitate judicial involvement.

2024 Overall GRAND TOTAL		Distribution of Caseload		Change*		Percentage (%) of Caseload			
<b>845</b> +44 5.5% 	<b>845</b> 100%	Adult	464	55%	22.1% ▲	+84	Adult	47.4%	54.9%
		Juvenile	381	45%	-9.5% ▼	-40	Juvenile	52.6%	45.1%
<b>GRAND TOTAL</b>		<b>845</b>	100%	5.5% ▲	+44	<b>GRAND TOTAL</b>	100%	100%	

Filings by Division & Code

Division	Case Type Description	Code	Summary	Change	% Change	Absolute Change	
<b>Adult</b>	Misdemeanor	CM	107	▲	+46.6%	+34	
	Civil Support	VS	93	▲	+22.4%	+17	
	Show Cause	SC	83	▲	+3.8%	+3	
	Other	OT	78	▲	+20.0%	+13	
	Felony	CF	38	▲	+153.3%	+23	
	Family Abuse - Protective Order	FP	29	▼	-3.3%	-1	
	Capias	CA	24	▲	-14.3%	-4	
	Motion - Protective Order	MP	5	↔		-	
	Remand Support	RS	4	▲	+33.3%	+1	
	Non-Family Abuse Protective Order	AP	3	▲	+50.0%	+1	
	Bond Forfeiture	BF	0	▼	-100.0%	-1	
	Protective Order	PC	0	▼	-100.0%	-1	
	Restricted License for Non-Support	SL	0	▼	-100.0%	-1	
Total			<b>464</b>	▲	<b>22.1%</b>	<b>+84</b>	
<b>Juvenile</b>	Custody Visitation	CV	186	▼	-25.6%	-64	
	Show Cause	SC	75	▲	+23.0%	+14	
	Truancy	TR	31	▲	+158.3%	+19	
	Misdemeanor	DM	30	▲	+11.1%	+3	
	Felony	DF	12	▲	+9.1%	+1	
	Remand Custody	RC	12	▲	+9.1%	+1	
	Foster Care Review	FC	4	▲	+100.0%	+2	
	Paternity	PT	4	▼	-20.0%	-1	
	Special Immigrant Juvenile Status	SI	4	▲	-	+4	
	Terminate Parental Rights	TP	4	▲	-	+4	
	Traffic	T	4	▼	-60.0%	-6	
	Child In Need of Services	CS	2	▼	-33.3%	-1	
	Non-Family Abuse Protective Order	AP	2	↔		-	
	Permanency Planning	PH	2	▼	-80.0%	-8	
	Remand Visitation	RV	2	▲	-	+2	
	Temporary Detention Order	TD	2	↔		-	
	Voluntary Continuing Services and Support Agree	VA	2	▼	-50.0%	-2	
	Emergency Custody Order	EC	1	▲	-	+1	
	Initial Foster Care	IF	1	▲	-	+1	
	Status	ST	1	▲	-	+1	
	Abuse and Neglect	AN	0	▼	-100.0%	-1	
	Motion - Protective Order	MP	0	▼	-100.0%	-3	
	Other	OT	0	▼	-100.0%	-2	
	Qualified Residential Treatment	QR	0	▼	-100.0%	-4	
	Relief of Custody	CR	0	▼	-100.0%	-1	
	Total			<b>381</b>	▼	<b>-9.5%</b>	<b>-40</b>
	<b>GRAND TOTAL</b>			<b>845</b>	▲	<b>5.5%</b>	<b>+44</b>

Filings by Major Case Category\*\*

Category	Summary	Change	% Change	Absolute Change
Adult Criminal	216	▼	+18.7%	+34
Child Dependency	13	▲	-40.9%	-9
Child in Need of Services/Supervision	33	▲	+120.0%	+18

\* Compared to same time period as previous year      \*\* Case Type Categories are defined in the 2017 Virginia Judicial Workload Assessment

The data reported reflect the case management system. The case types reported may not necessitate judicial involvement.

**CPSS - JCMS CASELOAD STATISTICS OF THE JUVENILE & DOMESTIC RELATIONS DISTRICT COURTS**  
 January 2024 thru December 2024 Filings (Compared to January 2023 thru December 2023)

Custody and Visitation	190	▼	-25.5%	-65
Delinquency	117	▲	+18.2%	+18
Juvenile Miscellaneous	1	▲	-	+1
New to Workload Study	4	▲	-	+4
Other	99	▲	+19.3%	+16
Protective Orders	39	▼	-7.1%	-3
Support	129	▲	+38.7%	+36
Traffic	4	▼	-60.0%	-6
<b>GRAND TOTAL</b>	<b>845</b>	<b>▲</b>	<b>5.5%</b>	<b>+44</b>

\* Compared to same time period as previous year

\*\* Case Type Categories are defined in the 2017 Virginia Judicial Workload Assessment

The data reported reflect the case management system. The case types reported may not necessitate judicial involvement.

2024 Overall GRAND TOTAL		Distribution of Caseload			Change*		Percentage (%) of Caseload		
<b>1,972</b>	-35 -1.7%	<b>Adult</b>	1,059	54%	2.8% ▲	+29	<b>Adult</b>	2023 51.3%	2024 53.7%
2024		<b>Juvenile</b>	913	46%	-6.6% ▼	-64	<b>Juvenile</b>	48.7%	46.3%
2023		<b>GRAND TOTAL</b>	<b>1,972</b>	100%	-1.7% ▼	-35	<b>GRAND TOTAL</b>	100%	100%

Filings by Division & Code

Division	Case Type Description	Code	Summary	Change	% Change	Absolute Change	
<b>Adult</b>	Misdemeanor	CM	234	▼	-13.7%	-37	
	Other	OT	199	▼	-2.0%	-4	
	Show Cause	SC	193	▲	+46.2%	+61	
	Civil Support	VS	179	▼	-7.7%	-15	
	Felony	CF	114	▲	+48.1%	+37	
	Capias	CA	65	▲	+20.4%	+11	
	Family Abuse - Protective Order	FP	62	▼	-18.4%	-14	
	Non-Family Abuse Protective Order	AP	7	▼	-22.2%	-2	
	Motion - Protective Order	MP	5	▼	-61.5%	-8	
	Criminal Support	CS	1	▲	-	+1	
	Restricted License for Non-Support	SL	0	▼	-100.0%	-1	
		<b>Total</b>		<b>1,059</b>	▲	<b>2.8%</b>	<b>+29</b>
<b>Juvenile</b>	Custody Visitation	CV	529	▼	-12.1%	-73	
	Misdemeanor	DM	134	▲	+32.7%	+33	
	Traffic	T	67	▼	-17.3%	-14	
	Abuse and Neglect	AN	36	▲	+111.8%	+19	
	Foster Care Review	FC	28	▲	+154.5%	+17	
	Permanency Planning	PH	24	▲	+14.3%	+3	
	Felony	DF	17	▼	-68.5%	-37	
	Initial Foster Care	IF	14	▲	+133.3%	+8	
	Terminate Parental Rights	TP	14	▼	-12.5%	-2	
	Paternity	PT	10	▼	-54.5%	-12	
	Emergency Custody Order	EC	7	▲	+600.0%	+6	
	Temporary Detention Order	TD	7	↔	-	-	
	Child In Need of Services	CS	5	▼	-50.0%	-5	
	Show Cause	SC	5	▼	-50.0%	-5	
	Other	OT	4	▲	+300.0%	+3	
	Truancy	TR	4	▲	+300.0%	+3	
	Capias	CA	3	▼	-50.0%	-3	
	Non-Family Abuse Protective Order	AP	1	▼	-50.0%	-1	
	Relief of Custody	CR	1	↔	-	-	
	Restricted Operators License	RL	1	▲	-	+1	
	Special Immigrant Juvenile Status	SI	1	▼	-50.0%	-1	
	Voluntary Continuing Services and Support Agreen	VA	1	▲	-	+1	
	Civil Violation	CI	0	▼	-100.0%	-2	
	Emancipation	EP	0	▼	-100.0%	-1	
	Status	ST	0	▼	-100.0%	-1	
	Violation Family Abuse Protective Order	PS	0	▼	-100.0%	-1	
		<b>Total</b>		<b>913</b>	▼	<b>-6.6%</b>	<b>-64</b>
	<b>GRAND TOTAL</b>			<b>1,972</b>	▼	<b>-1.7%</b>	<b>-35</b>

Filings by Major Case Category\*\*

Category	Summary	Change	% Change	Absolute Change
Adult Criminal	524	▲	+11.3%	+53
Child Dependency	118	▲	+63.9%	+46
Child in Need of Services/Supervision	9	▲	-18.2%	-2
Custody and Visitation	539	▼	-13.6%	-85

\* Compared to same time period as previous year

\*\* Case Type Categories are defined in the 2017 Virginia Judicial Workload Assessment

The data reported reflect the case management system. The case types reported may not necessitate judicial involvement.

Delinquency	159	▼	-7.6%	-13
Juvenile Miscellaneous	0	▼	-100.0%	-2
New to Workload Study	1	▼	-75.0%	-3
Other	217	▲	+2.4%	+5
Protective Orders	75	▼	-25.0%	-25
Support	262	▲	+1.6%	+4
Traffic	68	▲	-16.0%	-13
<b>GRAND TOTAL</b>	<b>1,972</b>	▼	-1.7%	-35

\* Compared to same time period as previous year

\*\* Case Type Categories are defined in the 2017 Virginia Judicial Workload Assessment

The data reported reflect the case management system. The case types reported may not necessitate judicial involvement.



2024 Overall GRAND TOTAL		Distribution of Caseload		Change*		Percentage (%) of Caseload		
<b>921</b>	-62 -6.3%	<b>Adult</b>	512 56%	3.9% ▲	+19	<b>Adult</b>	50.2%	55.6%
2024		<b>Juvenile</b>	409 44%	-16.5% ▼	-81	<b>Juvenile</b>	49.8%	44.4%
2023		<b>GRAND TOTAL</b>	<b>921</b> 100%	-6.3% ▼	-62	<b>GRAND TOTAL</b>	100%	100%

**Filings by Division & Code**

Division	Case Type Description	Code	Summary	Change	% Change	Absolute Change
<b>Adult</b>	Misdemeanor	CM	136	▲	+29.5%	+31
	Other	OT	94	▼	-6.0%	-6
	Show Cause	SC	92	▲	+37.3%	+25
	Civil Support	VS	89	▼	-16.8%	-18
	Capias	CA	35	▲	-2.8%	-1
	Felony	CF	28	▼	-3.4%	-1
	Family Abuse - Protective Order	FP	21	▼	-36.4%	-12
	Motion - Protective Order	MP	8	▲	+60.0%	+3
	Violation of Protective Order	PV	3	▼	-66.7%	-6
	Non-Family Abuse Protective Order	AP	2	▲	+100.0%	+1
	Remand Support	RS	2	▲	-	+2
	Emergency Substantial Risk Order	SR	1	▲	-	+1
	Protective Order	PC	1	▲	-	+1
	Criminal Support	CS	0	▼	-100.0%	-1
Total			<b>512</b>	▲	<b>3.9%</b>	<b>+19</b>
<b>Juvenile</b>	Custody Visitation	CV	224	▼	-14.2%	-37
	Misdemeanor	DM	47	▼	-21.7%	-13
	Show Cause	SC	46	▲	+64.3%	+18
	Truancy	TR	22	▲	+15.8%	+3
	Abuse and Neglect	AN	21	▲	+50.0%	+7
	Traffic	T	14	▼	-48.1%	-13
	Felony	DF	7	▼	-56.3%	-9
	Motion - Protective Order	MP	5	▲	+400.0%	+4
	Child In Need of Services	CS	4	▲	+100.0%	+2
	Voluntary Continuing Services and Support Agreen	VA	4	▼	-42.9%	-3
	Foster Care Review	FC	3	▼	-57.1%	-4
	Civil Violation	CI	2	▼	-33.3%	-1
	Initial Foster Care	IF	2	▲	+100.0%	+1
	Temporary Detention Order	TD	2	↔	-	-
	Non-Family Abuse Protective Order	AP	1	▼	-66.7%	-2
	Other	OT	1	▼	-85.7%	-6
	Paternity	PT	1	▼	-87.5%	-7
	Remand Custody	RC	1	▼	-50.0%	-1
	Remand Visitation	RV	1	▲	-	+1
	Status	ST	1	▲	-75.0%	-3
	Permanency Planning	PH	0	▼	-100.0%	-11
	Qualified Residential Treatment	QR	0	▼	-100.0%	-1
	Terminate Parental Rights	TP	0	▼	-100.0%	-6
	Total			<b>409</b>	▼	<b>-16.5%</b>
<b>GRAND TOTAL</b>			<b>921</b>	▼	<b>-6.3%</b>	<b>-62</b>

**Filings by Major Case Category\*\***

Category	Summary	Change	% Change	Absolute Change
Adult Criminal	247	▲	+14.4%	+31
Child Dependency	30	▼	-36.2%	-17
Child in Need of Services/Supervision	26	▲	+23.8%	+5
Custody and Visitation	225	▼	-16.4%	-44

\* Compared to same time period as previous year      \*\* Case Type Categories are defined in the 2017 Virginia Judicial Workload Assessment

The data reported reflect the case management system. The case types reported may not necessitate judicial involvement.

**CPSS - JCMS CASELOAD STATISTICS OF THE JUVENILE & DOMESTIC RELATIONS DISTRICT COURTS**  
 January 2024 thru December 2024 Filings (Compared to January 2023 thru December 2023)

Delinquency	100	▼	-3.8%	-4
Juvenile Miscellaneous	1	▲	-75.0%	-3
New to Workload Study	3	▲		0
Other	101	▲	-9.0%	-10
Protective Orders	37	▲	-14.0%	-6
Support	137	▼	-0.7%	-1
Traffic	14	▼	-48.1%	-13
<b>GRAND TOTAL</b>	<b>921</b>	▼	-6.3%	-62

\* Compared to same time period as previous year

\*\* Case Type Categories are defined in the 2017 Virginia Judicial Workload Assessment

The data reported reflect the case management system. The case types reported may not necessitate judicial involvement.

2024 Overall GRAND TOTAL		Distribution of Caseload		Change*		Percentage (%) of Caseload			
<b>3,250</b> +242 8.0% 		<b>Adult</b>	2,157	66%	16.5% ▲	+306	<b>Adult</b>	2023: 61.5%	2024: 66.4%
		<b>Juvenile</b>	1,093	34%	-5.5% ▼	-64	<b>Juvenile</b>	38.5%	33.6%
		<b>GRAND TOTAL</b>	<b>3,250</b>	100%	8.0% ▲	+242	<b>GRAND TOTAL</b>	100%	100%

Filings by Division & Code

Division	Case Type Description	Code	Summary	Change	% Change	Absolute Change	
<b>Adult</b>	Misdemeanor	CM	655	▲	+26.2%	+136	
	Other	OT	528	▲	+13.3%	+62	
	Civil Support	VS	373	▲	+58.1%	+137	
	Capias	CA	157	▲	+5.4%	+8	
	Show Cause	SC	155	▼	-23.3%	-47	
	Felony	CF	154	▲	+9.2%	+13	
	Family Abuse - Protective Order	FP	109	▲	+7.9%	+8	
	Motion - Protective Order	MP	10	▼	-28.6%	-4	
	Violation of Protective Order	PV	7	▼	-12.5%	-1	
	Non-Family Abuse Protective Order	AP	4	▲	+100.0%	+2	
	Bond Forfeiture	BF	2	▼	-80.0%	-8	
	Protective Order	PC	2	▲	-	+2	
	Restricted License for Non-Support	SL	1	▼	-50.0%	-1	
	Remand Support	RS	0	▼	-100.0%	-1	
	<b>Total</b>		<b>2,157</b>	<b>▲</b>	<b>16.5%</b>	<b>+306</b>	
<b>Juvenile</b>	Custody Visitation	CV	610	▲	+1.0%	+6	
	Mental Commitment	MC	110	▼	-23.1%	-33	
	Misdemeanor	DM	96	↔	-	-	
	Felony	DF	64	▼	-3.0%	-2	
	Traffic	T	26	▼	-44.7%	-21	
	Permanency Planning	PH	24	▲	+242.9%	+17	
	Show Cause	SC	23	▲	+64.3%	+9	
	Abuse and Neglect	AN	18	▼	-47.1%	-16	
	Truancy	TR	18	▲	+5.9%	+1	
	Foster Care Review	FC	15	▼	-34.8%	-8	
	Paternity	PT	13	▼	-23.5%	-4	
	Temporary Detention Order	TD	12	▲	+20.0%	+2	
	Initial Foster Care	IF	10	▼	-41.2%	-7	
	Emergency Custody Order	EC	9	▲	+80.0%	+4	
	Other	OT	7	▲	+250.0%	+5	
	Status	ST	7	▲	+133.3%	+4	
	Non-Family Abuse Protective Order	AP	6	▼	-50.0%	-6	
	Special Immigrant Juvenile Status	SI	6	▼	-25.0%	-2	
	Terminate Parental Rights	TP	6	▼	-50.0%	-6	
	Child In Need of Services	CS	4	▲	+100.0%	+2	
	Family Abuse - Protective Order	FP	2	↔	-	-	
	Voluntary Continuing Services and Support Agree	VA	2	▲	+100.0%	+1	
	Capias	CA	1	▲	-	+1	
	Child at Risk	RI	1	▲	-	+1	
	Civil Violation	CI	1	▲	-	+1	
	Emancipation	EP	1	▲	-	+1	
	Relief of Custody	CR	1	▼	-66.7%	-2	
	Qualified Residential Treatment	QR	0	▼	-100.0%	-1	
	Remand Custody	RC	0	▼	-100.0%	-7	
	Remand Visitation	RV	0	▼	-100.0%	-4	
		<b>Total</b>		<b>1,093</b>	<b>▼</b>	<b>-5.5%</b>	<b>-64</b>
		<b>GRAND TOTAL</b>		<b>3,250</b>	<b>▲</b>	<b>8.0%</b>	<b>+242</b>

\* Compared to same time period as previous year

\*\* Case Type Categories are defined in the 2017 Virginia Judicial Workload Assessment

The data reported reflect the case management system. The case types reported may not necessitate judicial involvement.

**Filings by Major Case Category\*\***

Category	Summary	Change	% Change	Absolute Change
Adult Criminal	1,038	▲	+14.2%	+129
Child Dependency	77	▲	-21.4%	-21
Child in Need of Services/Supervision	23	▲	+15.0%	+3
Custody and Visitation	623	▼	+0.3%	+2
Delinquency	183	▲	+4.6%	+8
Juvenile Miscellaneous	8	▲	+166.7%	+5
New to Workload Study	7	▲	-12.5%	-1
Other	666	▲	+4.4%	+28
Protective Orders	131	▲		0
Support	468	▲	+30.7%	+110
Traffic	26	▼	-44.7%	-21
<b>GRAND TOTAL</b>	<b>3,250</b>	▲	8.0%	+242

\* Compared to same time period as previous year

\*\* Case Type Categories are defined in the 2017 Virginia Judicial Workload Assessment

The data reported reflect the case management system. The case types reported may not necessitate judicial involvement.

2024 Overall GRAND TOTAL		Distribution of Caseload			Change*		Percentage (%) of Caseload		
<b>1,111</b> +75 7.2% 	2024 2023	<b>Adult</b>	579	52%	2.8% ▲	+16	<b>Adult</b>	54.3%	52.1%
		<b>Juvenile</b>	532	48%	12.5% ▲	+59	<b>Juvenile</b>	45.7%	47.9%
<b>GRAND TOTAL</b>		<b>1,111</b>	100%	7.2% ▲	+75	<b>GRAND TOTAL</b>	100%	100%	

**Filings by Division & Code**

Division	Case Type Description	Code	Summary	Change	% Change	Absolute Change
<b>Adult</b>	Show Cause	SC	117	▲	-1.7%	-2
	Civil Support	VS	116	▼	-1.7%	-2
	Misdemeanor	CM	105	▼	-13.9%	-17
	Other	OT	93	▲	+9.4%	+8
	Family Abuse - Protective Order	FP	52	▲	+30.0%	+12
	Felony	CF	46	▲	+91.7%	+22
	Capias	CA	30	▲	+15.4%	+4
	Remand Support	RS	9	▼	-25.0%	-3
	Motion - Protective Order	MP	6	▼	-45.5%	-5
	Non-Family Abuse Protective Order	AP	3	▼	-40.0%	-2
	Violation Family Abuse Protective Order	PS	1	▲	-	+1
	Violation of Protective Order	PV	1	↔	-	-
Total			<b>579</b>	▲	<b>2.8%</b>	<b>+16</b>
<b>Juvenile</b>	Custody Visitation	CV	331	▲	+17.0%	+48
	Misdemeanor	DM	50	▲	+42.9%	+15
	Traffic	T	29	▲	+3.6%	+1
	Felony	DF	28	▲	+47.4%	+9
	Show Cause	SC	24	▼	-36.8%	-14
	Child In Need of Services	CS	9	▲	+50.0%	+3
	Civil Violation	CI	8	▲	-	+8
	Truancy	TR	8	▲	+14.3%	+1
	Remand Custody	RC	7	▼	-50.0%	-7
	Remand Visitation	RV	7	▼	-46.2%	-6
	Abuse and Neglect	AN	5	▼	-50.0%	-5
	Permanency Planning	PH	5	▲	+66.7%	+2
	Non-Family Abuse Protective Order	AP	4	▲	+100.0%	+2
	Other	OT	4	▲	+300.0%	+3
	Status	ST	4	▲	+100.0%	+2
	Foster Care Review	FC	3	▼	-50.0%	-3
	Temporary Detention Order	TD	2	▲	-	+2
	Family Abuse - Protective Order	FP	1	▲	-	+1
	Initial Foster Care	IF	1	▼	-50.0%	-1
	Motion - Protective Order	MP	1	▲	-	+1
	Voluntary Continuing Services and Support Agreen	VA	1	▲	-	+1
	Capias	CA	0	▼	-100.0%	-1
	Paternity	PT	0	▼	-100.0%	-1
Qualified Residential Treatment	QR	0	▼	-100.0%	-2	
Total			<b>532</b>	▲	<b>12.5%</b>	<b>+59</b>
<b>GRAND TOTAL</b>			<b>1,111</b>	▲	<b>7.2%</b>	<b>+75</b>

**Filings by Major Case Category\*\***

Category	Summary	Change	% Change	Absolute Change
Adult Criminal	248	▲	+1.2%	+3
Child Dependency	15	▲	-34.8%	-8
Child in Need of Services/Supervision	17	▲	+30.8%	+4
Custody and Visitation	331	▼	+16.5%	+47
Delinquency	102	▼	+9.7%	+9

\* Compared to same time period as previous year      \*\* Case Type Categories are defined in the 2017 Virginia Judicial Workload Assessment

The data reported reflect the case management system. The case types reported may not necessitate judicial involvement.

Juvenile Miscellaneous	4	▲	+100.0%	+2
New to Workload Study	8	▲	-	+8
Other	122	▲	-2.4%	-3
Protective Orders	67	▲	+15.5%	+9
Support	168	▲	+1.8%	+3
Traffic	29	▲	+3.6%	+1
<b>GRAND TOTAL</b>	<b>1,111</b>	▲	7.2%	+75

\* Compared to same time period as previous year

\*\* Case Type Categories are defined in the 2017 Virginia Judicial Workload Assessment

The data reported reflect the case management system. The case types reported may not necessitate judicial involvement.

2024 Overall GRAND TOTAL		Distribution of Caseload			Change*		Percentage (%) of Caseload		
<b>18,810</b>	-1,714 -8.4%	<b>Adult</b>	9,707	52%	-3.1% ▼	-306	<b>Adult</b>	48.8%	51.6%
2024		<b>Juvenile</b>	9,103	48%	-13.4% ▼	-1,408	<b>Juvenile</b>	51.2%	48.4%
2023		<b>GRAND TOTAL</b>	<b>18,810</b>	100%	-8.4% ▼	-1,714	<b>GRAND TOTAL</b>	100%	100%

Filings by Division & Code

Division	Case Type Description	Code	Summary	Change	% Change	Absolute Change
<b>Adult</b>	Civil Support	VS	2,113	▼	-3.7%	-81
	Misdemeanor	CM	1,994	▼	-5.3%	-112
	Show Cause	SC	1,752	▼	-6.3%	-117
	Other	OT	1,479	▼	+4.2%	+60
	Family Abuse - Protective Order	FP	855	▼	-6.9%	-63
	Felony	CF	664	▲	+6.8%	+42
	Capias	CA	476	▼	+9.9%	+43
	Remand Support	RS	149	▼	-25.5%	-51
	Motion - Protective Order	MP	111	▼	-28.8%	-45
	Violation of Protective Order	PV	66	▲	+22.2%	+12
	Non-Family Abuse Protective Order	AP	47	▲	+27.0%	+10
	Protective Order	PC	1	▲	-	+1
	Criminal Support	CS	0	▼	-100.0%	-1
	Return of Desposit (Bondsman)	RD	0	▼	-100.0%	-1
	Violation Family Abuse Protective Order	PS	0	▼	-100.0%	-3
	<b>Total</b>		<b>9,707</b>	▼	<b>-3.1%</b>	<b>-306</b>
<b>Juvenile</b>	Custody Visitation	CV	5,683	▼	-10.4%	-660
	Misdemeanor	DM	1,218	▼	-13.4%	-189
	Traffic	T	547	▼	-22.4%	-158
	Felony	DF	462	▼	-3.5%	-17
	Remand Custody	RC	212	▼	-45.8%	-179
	Remand Visitation	RV	206	▼	-30.4%	-90
	Special Immigrant Juvenile Status	SI	134	▲	+21.8%	+24
	Status	ST	105	▼	-42.6%	-78
	Permanency Planning	PH	75	▲	+7.1%	+5
	Foster Care Review	FC	60	▲	+22.4%	+11
	Child In Need of Services	CS	55	▼	-12.7%	-8
	Abuse and Neglect	AN	51	▼	-3.8%	-2
	Paternity	PT	51	▼	-28.2%	-20
	Terminate Parental Rights	TP	44	▲	+25.7%	+9
	Non-Family Abuse Protective Order	AP	41	▲	+10.8%	+4
	Temporary Detention Order	TD	35	▼	-37.5%	-21
	Initial Foster Care	IF	24	▼	-41.5%	-17
	Truancy	TR	18	▼	-30.8%	-8
	Show Cause	SC	17	▼	+41.7%	+5
	Emergency Custody Order	EC	15	▼	-25.0%	-5
	Family Abuse - Protective Order	FP	13	▲	+225.0%	+9
	Voluntary Continuing Services and Support Agreem	VA	11	▲	+37.5%	+3
	Relief of Custody	CR	8	▼	-57.9%	-11
	Civil Violation	CI	6	▼	-14.3%	-1
	Motion - Protective Order	MP	6	▼	-40.0%	-4
	Child at Risk	RI	4	▲	-	+4
	Capias	CA	1	↔	-	-
	Other	OT	1	▼	-90.0%	-9
	Emancipation	EP	0	▼	-100.0%	-1
	Juvenile Support	JS	0	▼	-100.0%	-1
	Qualified Residential Treatment	QR	0	▼	-100.0%	-3
		<b>Total</b>		<b>9,103</b>	▼	<b>-13.4%</b>
	<b>GRAND TOTAL</b>		<b>18,810</b>	▼	<b>-8.4%</b>	<b>-1,714</b>

\* Compared to same time period as previous year

\*\* Case Type Categories are defined in the 2017 Virginia Judicial Workload Assessment

The data reported reflect the case management system. The case types reported may not necessitate judicial involvement.

**Filings by Major Case Category\*\***

Category	Summary	Change	% Change	Absolute Change
Adult Criminal	4,258	▲	-1.6%	-70
Child Dependency	277	▲	-0.4%	-1
Child in Need of Services/Supervision	73	▼	-18.9%	-17
Custody and Visitation	5,734	▼	-10.6%	-680
Delinquency	1,698	▲	-10.5%	-200
Juvenile Miscellaneous	105	▼	-42.9%	-79
New to Workload Study	140	▲	+19.7%	+23
Other	2,097	▼	-12.4%	-296
Protective Orders	1,073	▲	-7.7%	-89
Support	2,808	▼	-5.0%	-147
Traffic	547	▼	-22.4%	-158
<b>GRAND TOTAL</b>	<b>18,810</b>	▼	-8.4%	-1,714

\* Compared to same time period as previous year

\*\* Case Type Categories are defined in the 2017 Virginia Judicial Workload Assessment

The data reported reflect the case management system. The case types reported may not necessitate judicial involvement.



2024 Overall GRAND TOTAL		Distribution of Caseload			Change*		Percentage (%) of Caseload			
<b>1,363</b>	-341 -20.0%	<b>Adult</b>	752	55%	-12.3%	▼	-105	<b>Adult</b>	50.3%	55.2%
2024		<b>Juvenile</b>	611	45%	-27.9%	▼	-236	<b>Juvenile</b>	49.7%	44.8%
2023		<b>GRAND TOTAL</b>	<b>1,363</b>	100%	-20.0%	▼	-341	<b>GRAND TOTAL</b>	100%	100%

Filings by Division & Code

Division	Case Type Description	Code	Summary	Change	% Change	Absolute Change	
<b>Adult</b>	Misdemeanor	CM	167	▼	-21.6%	-46	
	Other	OT	139	▲	-10.3%	-16	
	Civil Support	VS	127	▼	-9.9%	-14	
	Show Cause	SC	103	▲	-11.2%	-13	
	Family Abuse - Protective Order	FP	80	▲	+35.6%	+21	
	Felony	CF	69	▼	-23.3%	-21	
	Capias	CA	57	▲	-5.0%	-3	
	Motion - Protective Order	MP	7	▼	-41.7%	-5	
	Non-Family Abuse Protective Order	AP	2	▼	-77.8%	-7	
	Remand Support	RS	1	↔		-	
	Restricted License for Non-Support	SL	0	▼	-100.0%	-1	
	Total			<b>752</b>	▼	<b>-12.3%</b>	<b>-105</b>
<b>Juvenile</b>	Custody Visitation	CV	367	▼	-12.2%	-51	
	Misdemeanor	DM	89	▼	-46.4%	-77	
	Felony	DF	31	▼	-27.9%	-12	
	Status	ST	24	▲	-42.9%	-18	
	Traffic	T	24	▼	-57.9%	-33	
	Truancy	TR	16	▲	+14.3%	+2	
	Show Cause	SC	10	▲	+150.0%	+6	
	Terminate Parental Rights	TP	8	▼	-57.9%	-11	
	Foster Care Review	FC	7	▼	-56.3%	-9	
	Non-Family Abuse Protective Order	AP	6	↔		-	
	Other	OT	5	▲	-	+5	
	Permanency Planning	PH	4	▼	-60.0%	-6	
	Temporary Detention Order	TD	4	▼	-33.3%	-2	
	Child In Need of Services	CS	3	▼	-50.0%	-3	
	Emergency Custody Order	EC	3	▲	+50.0%	+1	
	Paternity	PT	3	▲	+50.0%	+1	
	Family Abuse - Protective Order	FP	2	▲	-	+2	
	Remand Visitation	RV	2	↔		-	
	Initial Foster Care	IF	1	▼	-90.0%	-9	
	Relief of Custody	CR	1	▲	-	+1	
	Remand Custody	RC	1	▼	-66.7%	-2	
	Abuse and Neglect	AN	0	▼	-100.0%	-13	
	Capias	CA	0	▼	-100.0%	-4	
	Qualified Residential Treatment	QR	0	▼	-100.0%	-2	
	Special Immigrant Juvenile Status	SI	0	▼	-100.0%	-1	
	Voluntary Continuing Services and Support Agreem	VA	0	▼	-100.0%	-1	
	Total			<b>611</b>	▼	<b>-27.9%</b>	<b>-236</b>
	<b>GRAND TOTAL</b>			<b>1,363</b>	▼	<b>-20.0%</b>	<b>-341</b>

Filings by Major Case Category\*\*

Category	Summary	Change	% Change	Absolute Change
Adult Criminal	345	▼	-21.9%	-97
Child Dependency	21	▲	-70.4%	-50
Child in Need of Services/Supervision	28	▲	+33.3%	+7
Custody and Visitation	370	▲	-11.9%	-50

\* Compared to same time period as previous year      \*\* Case Type Categories are defined in the 2017 Virginia Judicial Workload Assessment


The data reported reflect the case management system. The case types reported may not necessitate judicial involvement.

Delinquency	121	▼	-44.0%	-95
Juvenile Miscellaneous	24	▲	-42.9%	-18
New to Workload Study	0	▼	-100.0%	-1
Other	155	▲	-8.3%	-14
Protective Orders	97	▲	+12.8%	+11
Support	178	▲	-0.6%	-1
Traffic	24	▼	-57.9%	-33
<b>GRAND TOTAL</b>	<b>1,363</b>	▼	-20.0%	-341

\* Compared to same time period as previous year

\*\* Case Type Categories are defined in the 2017 Virginia Judicial Workload Assessment

The data reported reflect the case management system. The case types reported may not necessitate judicial involvement.

2024 Overall GRAND TOTAL		Distribution of Caseload			Change*		Percentage (%) of Caseload		
<b>12,946</b>	-169 -1.3%	<b>Adult</b>	7,107	55%	0.5% ▲	+35	<b>Adult</b>	53.9%	54.9%
2024 		<b>Juvenile</b>	5,839	45%	-3.4% ▼	-204	<b>Juvenile</b>	46.1%	45.1%
		<b>GRAND TOTAL</b>	<b>12,946</b>	100%	-1.3% ▼	-169	<b>GRAND TOTAL</b>	100%	100%

**Filings by Division & Code**

Division	Case Type Description	Code	Summary	Change	% Change	Absolute Change	
<b>Adult</b>	Other	OT	1,632	▲	+3.1%	+49	
	Misdemeanor	CM	1,566	▲	+2.8%	+42	
	Show Cause	SC	1,314	▲	+4.6%	+58	
	Civil Support	VS	952	▼	-10.9%	-116	
	Capias	CA	611	▼	-6.0%	-39	
	Family Abuse - Protective Order	FP	539	▲	+0.6%	+3	
	Felony	CF	418	▲	+4.2%	+17	
	Non-Family Abuse Protective Order	AP	33	▲	+32.0%	+8	
	Motion - Protective Order	MP	19	▼	-5.0%	-1	
	Remand Support	RS	8	▲	+700.0%	+7	
	Violation of Protective Order	PV	7	▲	+40.0%	+2	
	Restricted License for Non-Support	SL	6	▲	+100.0%	+3	
	Criminal Support	CS	1	▲	-	+1	
	Emergency Custody Order	EC	1	▲	-	+1	
	<b>Total</b>		<b>7,107</b>	▲	<b>0.5%</b>	<b>+35</b>	
<b>Juvenile</b>	Custody Visitation	CV	3,459	▼	-5.6%	-207	
	Misdemeanor	DM	565	▼	-3.4%	-20	
	Felony	DF	253	▼	-32.0%	-119	
	Foster Care Review	FC	233	▲	+30.9%	+55	
	Paternity	PT	233	▼	-27.4%	-88	
	Permanency Planning	PH	213	▲	+29.9%	+49	
	Abuse and Neglect	AN	141	▲	+19.5%	+23	
	Special Immigrant Juvenile Status	SI	136	▲	+15.3%	+18	
	Traffic	T	113	▼	-2.6%	-3	
	Initial Foster Care	IF	95	▲	+37.7%	+26	
	Terminate Parental Rights	TP	80	▲	+56.9%	+29	
	Temporary Detention Order	TD	59	▲	+73.5%	+25	
	Mental Commitment	MC	41	▼	-16.3%	-8	
	Status	ST	41	▲	-6.8%	-3	
	Show Cause	SC	31	▼	+10.7%	+3	
	Truancy	TR	31	▲	+34.8%	+8	
	Child In Need of Services	CS	22	▼	-33.3%	-11	
	Voluntary Continuing Services and Support Agreem	VA	17	▼	-15.0%	-3	
	Remand Custody	RC	15	▲	+650.0%	+13	
	Non-Family Abuse Protective Order	AP	11	▼	-38.9%	-7	
	Remand Visitation	RV	11	▲	-	+11	
	Other	OT	10	▲	+900.0%	+9	
	Relief of Custody	CR	9	▼	-47.1%	-8	
	Emergency Custody Order	EC	7	▲	+75.0%	+3	
	Family Abuse - Protective Order	FP	6	▲	+100.0%	+3	
	Motion - Protective Order	MP	4	▲	-	+4	
	Civil Violation	CI	1	↔	-	-	
	Entrustment	ET	1	▲	-	+1	
	Juvenile Support	JS	1	▼	-50.0%	-1	
	Qualified Residential Treatment	QR	0	▼	-100.0%	-6	
		<b>Total</b>		<b>5,839</b>	▼	<b>-3.4%</b>	<b>-204</b>
		<b>GRAND TOTAL</b>		<b>12,946</b>	▼	<b>-1.3%</b>	<b>-169</b>

\* Compared to same time period as previous year

\*\* Case Type Categories are defined in the 2017 Virginia Judicial Workload Assessment

The data reported reflect the case management system. The case types reported may not necessitate judicial involvement.

Filings by Major Case Category\*\*

Category	Summary	Change	% Change	Absolute Change
Adult Criminal	3,089	▲	+1.3%	+40
Child Dependency	789	▲	+26.6%	+166
Child in Need of Services/Supervision	54	▼	-6.9%	-4
Custody and Visitation	3,692	▼	-7.4%	-295
Delinquency	848	▼	-13.7%	-135
Juvenile Miscellaneous	44	▲	-2.2%	-1
New to Workload Study	137	▲	+15.1%	+18
Other	1,781	▲	+6.5%	+108
Protective Orders	612	▲	+1.7%	+10
Support	1,787	▲	-3.9%	-73
Traffic	113	▼	-2.6%	-3
<b>GRAND TOTAL</b>	<b>12,946</b>	▼	-1.3%	-169

\* Compared to same time period as previous year

\*\* Case Type Categories are defined in the 2017 Virginia Judicial Workload Assessment

The data reported reflect the case management system. The case types reported may not necessitate judicial involvement.

2024 Overall GRAND TOTAL		Distribution of Caseload			Change*		Percentage (%) of Caseload		
<b>17,968</b> +2,671 17.5% 	Adult	8,922	50%	8.8% ▲	+724	Adult	2023	2024	
	Juvenile	9,046	50%	27.4% ▲	+1,947	Juvenile	53.6%	49.7%	
<b>GRAND TOTAL</b>		<b>17,968</b>	100%	17.5% ▲	+2,671	<b>GRAND TOTAL</b>	100%	100%	

Filings by Division & Code

Division	Case Type Description	Code	Summary	Change	% Change	Absolute Change	
<b>Adult</b>	Show Cause	SC	1,934	▲	+20.6%	+330	
	Civil Support	VS	1,815	▲	+42.7%	+543	
	Misdemeanor	CM	1,634	▼	-6.7%	-118	
	Other	OT	1,088	▲	+1.4%	+15	
	Capias	CA	859	▲	+3.1%	+26	
	Family Abuse - Protective Order	FP	664	▼	-5.5%	-39	
	Felony	CF	658	▼	-8.0%	-57	
	Motion - Protective Order	MP	116	▼	-2.5%	-3	
	Remand Support	RS	70	▲	+169.2%	+44	
	Violation of Protective Order	PV	40	▼	-20.0%	-10	
	Non-Family Abuse Protective Order	AP	27	▼	-30.8%	-12	
	Restricted License for Non-Support	SL	14	▲	+55.6%	+5	
	Protective Order	PC	3	▲	-	+3	
	Criminal Support	CS	0	▼	-100.0%	-2	
Temporary Detention Order	TD	0	▼	-100.0%	-1		
Total			<b>8,922</b>	▲	<b>8.8%</b>	<b>+724</b>	
<b>Juvenile</b>	Custody Visitation	CV	5,669	▲	+34.6%	+1,456	
	Misdemeanor	DM	1,098	▲	+13.7%	+132	
	Traffic	T	549	▼	-3.2%	-18	
	Felony	DF	343	▼	-2.0%	-7	
	Abuse and Neglect	AN	151	▲	+54.1%	+53	
	Foster Care Review	FC	135	▲	+18.4%	+21	
	Permanency Planning	PH	135	▲	+45.2%	+42	
	Paternity	PT	134	▲	+57.6%	+49	
	Show Cause	SC	131	▼	+44.0%	+40	
	Special Immigrant Juvenile Status	SI	130	▲	+71.1%	+54	
	Initial Foster Care	IF	105	▲	+78.0%	+46	
	Status	ST	72	▲	+38.5%	+20	
	Child In Need of Services	CS	62	▼	-21.5%	-17	
	Remand Visitation	RV	58	▲	+262.5%	+42	
	Remand Custody	RC	53	▲	+278.6%	+39	
	Temporary Detention Order	TD	47	▼	-32.9%	-23	
	Terminate Parental Rights	TP	42	▲	+13.5%	+5	
	Capias	CA	37	▲	+60.9%	+14	
	Non-Family Abuse Protective Order	AP	35	▼	-14.6%	-6	
	Relief of Custody	CR	9	▲	+125.0%	+5	
	Truancy	TR	9	▲	+350.0%	+7	
	Voluntary Continuing Services and Support Agree	VA	7	▼	-22.2%	-2	
	Family Abuse - Protective Order	FP	6	▲	+100.0%	+3	
	Mental Commitment	MC	6	▼	-53.8%	-7	
	Other	OT	6	▼	-40.0%	-4	
	Motion - Protective Order	MP	5	▲	+66.7%	+2	
	Emancipation	EP	4	▲	-	+4	
	Entrustment	ET	3	▲	-	+3	
	Civil Violation	CI	2	↔	-	-	
	Emergency Custody Order	EC	2	▼	-71.4%	-5	
	Violation Family Abuse Protective Order	PS	1	▲	-	+1	
	Child at Risk	RI	0	▼	-100.0%	-2	
	Total			<b>9,046</b>	▲	<b>27.4%</b>	<b>+1,947</b>
	<b>GRAND TOTAL</b>			<b>17,968</b>	▲	<b>17.5%</b>	<b>+2,671</b>

\* Compared to same time period as previous year

\*\* Case Type Categories are defined in the 2017 Virginia Judicial Workload Assessment

The data reported reflect the case management system. The case types reported may not necessitate judicial involvement.

Filings by Major Case Category\*\*

Category	Summary	Change	% Change	Absolute Change
Adult Criminal	3,625	▲	-3.4%	-128
Child Dependency	587	▲	+41.1%	+171
Child in Need of Services/Supervision	71	▲	-14.5%	-12
Custody and Visitation	5,803	▲	+35.0%	+1,505
Delinquency	1,610	▲	+12.7%	+182
Juvenile Miscellaneous	76	▲	+43.4%	+23
New to Workload Study	132	▲	+69.2%	+54
Other	1,330	▲	+8.2%	+101
Protective Orders	853	▲	-6.1%	-55
Support	3,332	▲	+34.1%	+848
Traffic	549	▼	-3.2%	-18
<b>GRAND TOTAL</b>	<b>17,968</b>	▲	17.5%	+2,671

\* Compared to same time period as previous year

\*\* Case Type Categories are defined in the 2017 Virginia Judicial Workload Assessment

The data reported reflect the case management system. The case types reported may not necessitate judicial involvement.

2024 Overall GRAND TOTAL		Distribution of Caseload		Change*		Percentage (%) of Caseload			
<b>2,296</b> 	+91 4.1%	<b>Adult</b>	1,246	54%	7.7% ▲	+89	<b>Adult</b>	52.5%	54.3%
		<b>Juvenile</b>	1,050	46%	0.2% ▲	+2	<b>Juvenile</b>	47.5%	45.7%
		<b>GRAND TOTAL</b>	<b>2,296</b>	100%	4.1% ▲	+91	<b>GRAND TOTAL</b>	100%	100%

Filings by Division & Code

Division	Case Type Description	Code	Summary	Change	% Change	Absolute Change	
<b>Adult</b>	Misdemeanor	CM	265	▲	+0.8%	+2	
	Civil Support	VS	259	▲	+9.3%	+22	
	Show Cause	SC	216	▲	+16.8%	+31	
	Other	OT	171	▲	+76.3%	+74	
	Family Abuse - Protective Order	FP	105	▼	-34.8%	-56	
	Felony	CF	102	▼	-3.8%	-4	
	Capias	CA	83	▲	+43.1%	+25	
	Motion - Protective Order	MP	15	▼	-34.8%	-8	
	Remand Support	RS	13	▲	+550.0%	+11	
	Non-Family Abuse Protective Order	AP	8	▼	-46.7%	-7	
	Violation of Protective Order	PV	7	▼	-12.5%	-1	
	Restricted License for Non-Support	SL	1	▼	-50.0%	-1	
	Violation Family Abuse Protective Order	PS	1	▲	-	+1	
	Total			<b>1,246</b>	▲	<b>7.7%</b>	<b>+89</b>
<b>Juvenile</b>	Custody Visitation	CV	777	▲	+5.7%	+42	
	Misdemeanor	DM	51	▼	-25.0%	-17	
	Felony	DF	31	▼	-18.4%	-7	
	Traffic	T	27	▼	-51.8%	-29	
	Child In Need of Services	CS	25	▲	+38.9%	+7	
	Paternity	PT	19	▼	-20.8%	-5	
	Remand Custody	RC	17	▲	+1,600.0%	+16	
	Remand Visitation	RV	17	▲	+1,600.0%	+16	
	Non-Family Abuse Protective Order	AP	13	▼	-23.5%	-4	
	Show Cause	SC	9	▲	+28.6%	+2	
	Truancy	TR	9	▼	-25.0%	-3	
	Other	OT	7	▼	-30.0%	-3	
	Special Immigrant Juvenile Status	SI	7	▲	+250.0%	+5	
	Temporary Detention Order	TD	7	▼	-22.2%	-2	
	Emergency Custody Order	EC	5	↔	-	-	
	Foster Care Review	FC	5	▼	-44.4%	-4	
	Civil Violation	CI	4	▲	+300.0%	+3	
	Initial Foster Care	IF	4	▼	-20.0%	-1	
	Status	ST	4	▼	-50.0%	-4	
	Abuse and Neglect	AN	3	▲	+50.0%	+1	
	Relief of Custody	CR	3	▲	+50.0%	+1	
	Capias	CA	2	▲	+100.0%	+1	
	Family Abuse - Protective Order	FP	2	↔	-	-	
	Voluntary Continuing Services and Support Agreem	VA	2	▲	+100.0%	+1	
	Entrustment	ET	0	▼	-100.0%	-7	
	Mental Commitment	MC	0	▼	-100.0%	-1	
	Permanency Planning	PH	0	▼	-100.0%	-1	
	Protective Order	PC	0	▼	-100.0%	-1	
	Terminate Parental Rights	TP	0	▼	-100.0%	-4	
	Total			<b>1,050</b>	▲	<b>0.2%</b>	<b>+2</b>
	<b>GRAND TOTAL</b>			<b>2,296</b>	▲	<b>4.1%</b>	<b>+91</b>

\* Compared to same time period as previous year

\*\* Case Type Categories are defined in the 2017 Virginia Judicial Workload Assessment

The data reported reflect the case management system. The case types reported may not necessitate judicial involvement.

**Filings by Major Case Category\*\***

Category	Summary	Change	% Change	Absolute Change
Adult Criminal	499	▲	+7.8%	+36
Child Dependency	17	▼	-45.2%	-14
Child in Need of Services/Supervision	37	▲	+23.3%	+7
Custody and Visitation	796	▼	+4.9%	+37
Delinquency	90	▼	-21.7%	-25
Juvenile Miscellaneous	4	▼	-50.0%	-4
New to Workload Study	11	▲	+266.7%	+8
Other	237	▲	+88.1%	+111
Protective Orders	143	▼	-34.4%	-75
Support	435	▲	+9.8%	+39
Traffic	27	▼	-51.8%	-29
<b>GRAND TOTAL</b>	<b>2,296</b>	▲	4.1%	+91

\* Compared to same time period as previous year

\*\* Case Type Categories are defined in the 2017 Virginia Judicial Workload Assessment

The data reported reflect the case management system. The case types reported may not necessitate judicial involvement.



2024 Overall GRAND TOTAL		Distribution of Caseload		Change*		Percentage (%) of Caseload		
<b>734</b>	+132 21.9%	<b>Adult</b>	442 60%	34.8% ▲	+114	<b>Adult</b>	2023 54.5%	2024 60.2%
2024		<b>Juvenile</b>	292 40%	6.6% ▲	+18	<b>Juvenile</b>	45.5%	39.8%
2023		<b>GRAND TOTAL</b>	<b>734</b> 100%	21.9% ▲	+132	<b>GRAND TOTAL</b>	100%	100%

Filings by Division & Code

Division	Case Type Description	Code	Summary	Change	% Change	Absolute Change
<b>Adult</b>	Show Cause	SC	127	▲	+202.4%	+85
	Misdemeanor	CM	112	▲	+24.4%	+22
	Civil Support	VS	73	▼	-1.4%	-1
	Other	OT	72	▲	+30.9%	+17
	Felony	CF	27	▼	-3.6%	-1
	Family Abuse - Protective Order	FP	16	▼	-40.7%	-11
	Capias	CA	8	▼	+14.3%	+1
	Motion - Protective Order	MP	6	▲	+50.0%	+2
	Non-Family Abuse Protective Order	AP	1	▲	-	+1
	Restricted License for Non-Support	SL	0	▼	-100.0%	-1
	<b>Total</b>		<b>442</b>	<b>▲</b>	<b>34.8%</b>	<b>+114</b>
<b>Juvenile</b>	Custody Visitation	CV	137	▲	+7.9%	+10
	Show Cause	SC	65	▲	+712.5%	+57
	Traffic	T	32	▼	-27.3%	-12
	Misdemeanor	DM	29	▲	+3.6%	+1
	Felony	DF	8	▼	-11.1%	-1
	Foster Care Review	FC	4	↔	-	-
	Mental Commitment	MC	4	▲	+33.3%	+1
	Paternity	PT	3	▼	-25.0%	-1
	Abuse and Neglect	AN	2	▼	-60.0%	-3
	Permanency Planning	PH	2	▼	-80.0%	-8
	Status	ST	2	▼	-90.5%	-19
	Voluntary Continuing Services and Support Agreem	VA	2	▲	-	+2
	Child In Need of Services	CS	1	▲	-	+1
	Emergency Custody Order	EC	1	▲	-	+1
	Child at Risk	RI	0	▼	-100.0%	-3
	Civil Violation	CI	0	▼	-100.0%	-1
	Initial Foster Care	IF	0	▼	-100.0%	-1
	Motion - Protective Order	MP	0	▼	-100.0%	-1
	Terminate Parental Rights	TP	0	▼	-100.0%	-5
		<b>Total</b>		<b>292</b>	<b>▲</b>	<b>6.6%</b>
	<b>GRAND TOTAL</b>		<b>734</b>	<b>▲</b>	<b>21.9%</b>	<b>+132</b>

Filings by Major Case Category\*\*

Category	Summary	Change	% Change	Absolute Change
Adult Criminal	250	▲	+67.8%	+101
Child Dependency	10	▲	-64.3%	-18
Child in Need of Services/Supervision	1	▲	-	+1
Custody and Visitation	140	▼	+6.9%	+9
Delinquency	102	▲	+126.7%	+57
Juvenile Miscellaneous	2	▼	-90.5%	-19
New to Workload Study	0	▼	-100.0%	-1
Other	77	▲	+32.8%	+19
Protective Orders	23	▲	-28.1%	-9
Support	97	▼	+4.3%	+4
Traffic	32	▼	-27.3%	-12

\* Compared to same time period as previous year      \*\* Case Type Categories are defined in the 2017 Virginia Judicial Workload Assessment

The data reported reflect the case management system. The case types reported may not necessitate judicial involvement.

**GRAND TOTAL**

**734**

▲

21.9%

+132

\* Compared to same time period as previous year

\*\* Case Type Categories are defined in the 2017 Virginia Judicial Workload Assessment

The data reported reflect the case management system. The case types reported may not necessitate judicial involvement.

2024 Overall GRAND TOTAL		Distribution of Caseload			Change*		Percentage (%) of Caseload		
<b>2,436</b> 	+133 5.8%	<b>Adult</b>	1,222	50%	22.6% ▲	+225	<b>Adult</b>	43.3%	50.2%
		<b>Juvenile</b>	1,214	50%	-7.0% ▼	-92	<b>Juvenile</b>	56.7%	49.8%
		<b>GRAND TOTAL</b>	<b>2,436</b>	100%	5.8% ▲	+133	<b>GRAND TOTAL</b>	100%	100%

**Filings by Division & Code**

Division	Case Type Description	Code	Summary	Change	% Change	Absolute Change
<b>Adult</b>	Misdemeanor	CM	324	▲	+56.5%	+117
	Other	OT	217	▲	+25.4%	+44
	Civil Support	VS	202	▼	-11.4%	-26
	Show Cause	SC	189	▲	+21.2%	+33
	Felony	CF	106	▲	+79.7%	+47
	Family Abuse - Protective Order	FP	101	▲	+42.3%	+30
	Capias	CA	49	▼	-24.6%	-16
	Motion - Protective Order	MP	15	▼	-11.8%	-2
	Violation of Protective Order	PV	8	▲	+33.3%	+2
	Non-Family Abuse Protective Order	AP	7	▼	-12.5%	-1
	Remand Support	RS	4	▼	-20.0%	-1
	Restricted License for Non-Support	SL	0	▼	-100.0%	-2
		<b>Total</b>		<b>1,222</b>	<b>▲</b>	<b>22.6%</b>
<b>Juvenile</b>	Custody Visitation	CV	642	▼	-12.8%	-94
	Misdemeanor	DM	150	▲	+29.3%	+34
	Felony	DF	54	▲	+5.9%	+3
	Traffic	T	52	▼	-40.9%	-36
	Foster Care Review	FC	44	▲	+91.3%	+21
	Permanency Planning	PH	37	▲	+131.3%	+21
	Abuse and Neglect	AN	36	▼	-7.7%	-3
	Mental Commitment	MC	33	▼	-28.3%	-13
	Terminate Parental Rights	TP	29	▲	+123.1%	+16
	Initial Foster Care	IF	26	▲	+23.8%	+5
	Paternity	PT	17	▼	-62.2%	-28
	Status	ST	13	▼	-18.8%	-3
	Emergency Custody Order	EC	11	↔		-
	Child In Need of Services	CS	10	▲	+11.1%	+1
	Remand Visitation	RV	10	▼	-23.1%	-3
	Remand Custody	RC	8	▼	-27.3%	-3
	Relief of Custody	CR	7	▲	+250.0%	+5
	Special Immigrant Juvenile Status	SI	7	▲	-	+7
	Civil Violation	CI	5	▲	+400.0%	+4
	Truancy	TR	5	▼	-44.4%	-4
	Motion - Protective Order	MP	4	▲	+100.0%	+2
	Non-Family Abuse Protective Order	AP	4	▼	-42.9%	-3
	Show Cause	SC	3	▼	-66.7%	-6
	Temporary Detention Order	TD	3	▼	-57.1%	-4
	Capias	CA	1	▼	-66.7%	-2
	Entrustment	ET	1	▼	-50.0%	-1
	Family Abuse - Protective Order	FP	1	▲	-	+1
	Restoration of Parental Rights	RR	1	▼	-50.0%	-1
	Child at Risk	RI	0	▼	-100.0%	-1
	Other	OT	0	▼	-100.0%	-3
	Qualified Residential Treatment	QR	0	▼	-100.0%	-2
	Voluntary Continuing Services and Support Agreem	VA	0	▼	-100.0%	-2
		<b>Total</b>		<b>1,214</b>	<b>▼</b>	<b>-7.0%</b>
<b>GRAND TOTAL</b>			<b>2,436</b>	<b>▲</b>	<b>5.8%</b>	<b>+133</b>

\* Compared to same time period as previous year      \*\* Case Type Categories are defined in the 2017 Virginia Judicial Workload Assessment

The data reported reflect the case management system. The case types reported may not necessitate judicial involvement.

**Filings by Major Case Category\*\***

Category	Summary	Change	% Change	Absolute Change
Adult Criminal	615	▲	+37.0%	+166
Child Dependency	180	▲	+48.8%	+59
Child in Need of Services/Supervision	15	▼	-21.1%	-4
Custody and Visitation	659	▼	-15.6%	-122
Delinquency	208	▼	+16.9%	+30
Juvenile Miscellaneous	13	▼	-18.8%	-3
New to Workload Study	12	▲	+1,100.0%	+11
Other	287	▼	+5.9%	+16
Protective Orders	132	▲	+25.7%	+27
Support	263	▼	-4.0%	-11
Traffic	52	▼	-40.9%	-36
<b>GRAND TOTAL</b>	<b>2,436</b>	▲	5.8%	+133

\* Compared to same time period as previous year

\*\* Case Type Categories are defined in the 2017 Virginia Judicial Workload Assessment

The data reported reflect the case management system. The case types reported may not necessitate judicial involvement.

2024 Overall GRAND TOTAL		Distribution of Caseload		Change*		Percentage (%) of Caseload		
<b>3,984</b>	-245 -5.8%	<b>Adult</b>	1,996 50%	-4.2% ▼	-87	<b>Adult</b>	2023 49.3%	2024 50.1%
2024		<b>Juvenile</b>	1,988 50%	-7.4% ▼	-158	<b>Juvenile</b>	50.7%	49.9%
2023		<b>GRAND TOTAL</b>	<b>3,984</b> 100%	-5.8% ▼	-245	<b>GRAND TOTAL</b>	100%	100%

Filings by Division & Code

Division	Case Type Description	Code	Summary	Change	% Change	Absolute Change	
<b>Adult</b>	Civil Support	VS	441	▲	+1.4%	+6	
	Misdemeanor	CM	377	▼	-5.8%	-23	
	Show Cause	SC	371	▲	+15.6%	+50	
	Other	OT	297	▼	-16.8%	-60	
	Family Abuse - Protective Order	FP	190	▼	-4.5%	-9	
	Felony	CF	127	▼	-12.4%	-18	
	Capias	CA	100	▼	-25.4%	-34	
	Non-Family Abuse Protective Order	AP	40	▲	+66.7%	+16	
	Motion - Protective Order	MP	25	▼	-21.9%	-7	
	Violation of Protective Order	PV	14	▼	-56.3%	-18	
	Remand Support	RS	11	▲	+175.0%	+7	
	Violation Family Abuse Protective Order	PS	2	▲	-	+2	
	Restricted License for Non-Support	SL	1	▲	-	+1	
	<b>Total</b>		<b>1,996</b>	▼	<b>-4.2%</b>	<b>-87</b>	
<b>Juvenile</b>	Custody Visitation	CV	1,293	▼	-6.6%	-92	
	Misdemeanor	DM	173	▼	-13.9%	-28	
	Traffic	T	147	▼	-0.7%	-1	
	Foster Care Review	FC	59	▲	+25.5%	+12	
	Felony	DF	57	▼	-26.9%	-21	
	Permanency Planning	PH	42	▲	+13.5%	+5	
	Child In Need of Services	CS	27	▲	+80.0%	+12	
	Show Cause	SC	27	▼	-60.3%	-41	
	Terminate Parental Rights	TP	26	▲	+2,500.0%	+25	
	Non-Family Abuse Protective Order	AP	20	▼	-13.0%	-3	
	Remand Custody	RC	18	▲	+200.0%	+12	
	Remand Visitation	RV	18	▲	+200.0%	+12	
	Initial Foster Care	IF	12	▲	+33.3%	+3	
	Paternity	PT	9	▼	-60.9%	-14	
	Voluntary Continuing Services and Support Agreem	VA	9	▲	+125.0%	+5	
	Capias	CA	8	▲	+14.3%	+1	
	Truancy	TR	8	▼	-55.6%	-10	
	Other	OT	6	▲	+200.0%	+4	
	Abuse and Neglect	AN	5	▼	-84.8%	-28	
	Entrustment	ET	5	▲	+66.7%	+2	
	Family Abuse - Protective Order	FP	5	▲	+400.0%	+4	
	Temporary Detention Order	TD	5	▲	+25.0%	+1	
	Status	ST	3	▼	-75.0%	-9	
	Relief of Custody	CR	2	↔	-	-	
	Emancipation	EP	1	↔	-	-	
	Motion - Protective Order	MP	1	▼	-66.7%	-2	
	Protective Order	PC	1	▲	-	+1	
	Special Immigrant Juvenile Status	SI	1	▼	-50.0%	-1	
	Civil Violation	CI	0	▼	-100.0%	-3	
	Emergency Custody Order	EC	0	▼	-100.0%	-2	
	Qualified Residential Treatment	QR	0	▼	-100.0%	-2	
		<b>Total</b>		<b>1,988</b>	▼	<b>-7.4%</b>	<b>-158</b>
		<b>GRAND TOTAL</b>		<b>3,984</b>	▼	<b>-5.8%</b>	<b>-245</b>

\* Compared to same time period as previous year

\*\* Case Type Categories are defined in the 2017 Virginia Judicial Workload Assessment

The data reported reflect the case management system. The case types reported may not necessitate judicial involvement.

Filings by Major Case Category\*\*

Category	Summary	Change	% Change	Absolute Change
Adult Criminal	776	▲	-8.1%	-68
Child Dependency	160	▲	+15.9%	+22
Child in Need of Services/Supervision	39	▼	-15.2%	-7
Custody and Visitation	1,302	▼	-7.5%	-106
Delinquency	262	▲	-23.2%	-79
Juvenile Miscellaneous	4	▼	-69.2%	-9
New to Workload Study	1	▼	-80.0%	-4
Other	355	▲	-6.8%	-26
Protective Orders	281	▲	-0.4%	-1
Support	657	▲	+5.5%	+34
Traffic	147	▼	-0.7%	-1
<b>GRAND TOTAL</b>	<b>3,984</b>	▼	-5.8%	-245

\* Compared to same time period as previous year

\*\* Case Type Categories are defined in the 2017 Virginia Judicial Workload Assessment

The data reported reflect the case management system. The case types reported may not necessitate judicial involvement.

2024 Overall GRAND TOTAL		Distribution of Caseload		Change*		Percentage (%) of Caseload		
<b>1,571</b>	+130 9.0%	<b>Adult</b>	661 42%	5.3% ▲	+33	<b>Adult</b>	43.6%	42.1%
2024		<b>Juvenile</b>	910 58%	11.9% ▲	+97	<b>Juvenile</b>	56.4%	57.9%
2023		<b>GRAND TOTAL</b>	<b>1,571</b> 100%	9.0% ▲	+130	<b>GRAND TOTAL</b>	100%	100%

**Filings by Division & Code**

Division	Case Type Description	Code	Summary	Change	% Change	Absolute Change	
<b>Adult</b>	Civil Support	VS	138	▼	-28.1%	-54	
	Show Cause	SC	129	▲	+55.4%	+46	
	Misdemeanor	CM	104	▼	-13.3%	-16	
	Other	OT	97	▲	+7.8%	+7	
	Felony	CF	83	▲	+76.6%	+36	
	Family Abuse - Protective Order	FP	57	▲	+42.5%	+17	
	Capias	CA	18	▲	-40.0%	-12	
	Motion - Protective Order	MP	15	▲	+25.0%	+3	
	Remand Support	RS	10	▲	+25.0%	+2	
	Non-Family Abuse Protective Order	AP	6	▲	+200.0%	+4	
	Violation of Protective Order	PV	3	▼	-25.0%	-1	
	Restricted License for Non-Support	SL	1	▲	-	+1	
	Total			<b>661</b>	▲	<b>5.3%</b>	<b>+33</b>
<b>Juvenile</b>	Custody Visitation	CV	556	▲	+18.3%	+86	
	Misdemeanor	DM	122	▲	+64.9%	+48	
	Traffic	T	50	▼	-5.7%	-3	
	Felony	DF	20	▼	-55.6%	-25	
	Abuse and Neglect	AN	17	▲	+142.9%	+10	
	Paternity	PT	16	▼	-61.0%	-25	
	Permanency Planning	PH	16	▲	+77.8%	+7	
	Truancy	TR	15	▲	+66.7%	+6	
	Child In Need of Services	CS	13	▲	+44.4%	+4	
	Remand Visitation	RV	13	▲	+30.0%	+3	
	Remand Custody	RC	12	▲	+20.0%	+2	
	Civil Violation	CI	11	▼	-38.9%	-7	
	Voluntary Continuing Services and Support Agree	VA	9	▲	+350.0%	+7	
	Non-Family Abuse Protective Order	AP	7	▼	-36.4%	-4	
	Terminate Parental Rights	TP	6	▲	+500.0%	+5	
	Initial Foster Care	IF	5	↔	-	-	
	Status	ST	5	▲	+66.7%	+2	
	Foster Care Review	FC	4	▼	-20.0%	-1	
	Capias	CA	3	▲	-	+3	
	Other	OT	3	▼	-70.0%	-7	
	Motion - Protective Order	MP	2	▲	+100.0%	+1	
	Special Immigrant Juvenile Status	SI	2	▲	-	+2	
	Juvenile Support	JS	1	▲	-	+1	
	Show Cause	SC	1	▼	-83.3%	-5	
	Temporary Detention Order	TD	1	▼	-90.9%	-10	
	Emergency Custody Order	EC	0	▼	-100.0%	-1	
	Relief of Custody	CR	0	▼	-100.0%	-2	
	Total			<b>910</b>	▲	<b>11.9%</b>	<b>+97</b>
	<b>GRAND TOTAL</b>			<b>1,571</b>	▲	<b>9.0%</b>	<b>+130</b>

**Filings by Major Case Category\*\***

Category	Summary	Change	% Change	Absolute Change
Adult Criminal	298	▲	+8.4%	+23
Child Dependency	57	▲	+83.9%	+26

\* Compared to same time period as previous year      \*\* Case Type Categories are defined in the 2017 Virginia Judicial Workload Assessment

The data reported reflect the case management system. The case types reported may not necessitate judicial involvement.

Child in Need of Services/Supervision	28	▲	+47.4%	+9
Custody and Visitation	572	▼	+11.9%	+61
Delinquency	146	▲	+17.7%	+22
Juvenile Miscellaneous	5	▲	+66.7%	+2
New to Workload Study	13	▲	-27.8%	-5
Other	136	▲	-2.9%	-4
Protective Orders	87	▲	+31.8%	+21
Support	179	▲	-10.9%	-22
Traffic	50	▼	-5.7%	-3
<b>GRAND TOTAL</b>	<b>1,571</b>	▲	9.0%	+130

\* Compared to same time period as previous year

\*\* Case Type Categories are defined in the 2017 Virginia Judicial Workload Assessment

The data reported reflect the case management system. The case types reported may not necessitate judicial involvement.



2024 Overall GRAND TOTAL		Distribution of Caseload			Change*		Percentage (%) of Caseload		
<b>580</b> +87 17.6% 	Adult	316	54%	9.3% ▲	+27	Adult	2023	2024	
	Juvenile	264	46%	29.4% ▲	+60	Juvenile	58.6%	54.5%	
<b>GRAND TOTAL</b>		<b>580</b>	100%	17.6% ▲	+87	<b>GRAND TOTAL</b>	100%	100%	

Filings by Division & Code

Division	Case Type Description	Code	Summary	Change	% Change	Absolute Change
<b>Adult</b>	Misdemeanor	CM	74	▲	+10.4%	+7
	Civil Support	VS	60	▲	+5.3%	+3
	Other	OT	59	▼	+15.7%	+8
	Show Cause	SC	58	▲	+45.0%	+18
	Capias	CA	19	▼	-20.8%	-5
	Felony	CF	19	▼	-9.5%	-2
	Family Abuse - Protective Order	FP	15	▼	-16.7%	-3
	Non-Family Abuse Protective Order	AP	4	▼	-50.0%	-4
	Motion - Protective Order	MP	3	▲	+50.0%	+1
	Remand Support	RS	2	▲	-	+2
	Criminal Support	CS	1	▲	-	+1
	Restricted License for Non-Support	SL	1	▲	-	+1
	Violation of Protective Order	PV	1	▲	-	+1
	Violation Family Abuse Protective Order	PS	0	▼	-100.0%	-1
Total			<b>316</b>	▲	<b>9.3%</b>	<b>+27</b>
<b>Juvenile</b>	Custody Visitation	CV	112	▼	-5.9%	-7
	Misdemeanor	DM	75	▲	+97.4%	+37
	Truancy	TR	14	▲	+600.0%	+12
	Traffic	T	12	▼	-55.6%	-15
	Child In Need of Services	CS	11	▲	+266.7%	+8
	Felony	DF	9	▲	+125.0%	+5
	Paternity	PT	7	▲	+600.0%	+6
	Remand Custody	RC	7	▲	+250.0%	+5
	Remand Visitation	RV	7	▲	+250.0%	+5
	Abuse and Neglect	AN	2	▲	-	+2
	Show Cause	SC	2	▲	-	+2
	Temporary Detention Order	TD	2	▲	+100.0%	+1
	Emancipation	EP	1	▲	-	+1
	Foster Care Review	FC	1	▼	-66.7%	-2
	Non-Family Abuse Protective Order	AP	1	▲	-	+1
	Terminate Parental Rights	TP	1	▲	-	+1
	Status	ST	0	▼	-100.0%	-1
	Voluntary Continuing Services and Support Agreem	VA	0	▼	-100.0%	-1
	Total			<b>264</b>	▲	<b>29.4%</b>
<b>GRAND TOTAL</b>			<b>580</b>	▲	<b>17.6%</b>	<b>+87</b>

Filings by Major Case Category\*\*

Category	Summary	Change	% Change	Absolute Change
Adult Criminal	149	▲	+11.2%	+15
Child Dependency	4	▲	-	0
Child in Need of Services/Supervision	26	▲	+420.0%	+21
Custody and Visitation	119	▲	-0.8%	-1
Delinquency	85	▲	+102.4%	+43
Juvenile Miscellaneous	1	▲	-	0
Other	77	▲	+37.5%	+21
Protective Orders	23	▲	-17.9%	-5

\* Compared to same time period as previous year      \*\* Case Type Categories are defined in the 2017 Virginia Judicial Workload Assessment

The data reported reflect the case management system. The case types reported may not necessitate judicial involvement.

**CPSS - JCMS CASELOAD STATISTICS OF THE JUVENILE & DOMESTIC RELATIONS DISTRICT COURTS**  
 January 2024 thru December 2024 Filings (Compared to January 2023 thru December 2023)

**Lancaster**

District: 15 FIPS: 103

Support	84	▲	+10.5%	+8
Traffic	12	▼	-55.6%	-15
<b>GRAND TOTAL</b>	<b>580</b>	▲	17.6%	+87

\* Compared to same time period as previous year

\*\* Case Type Categories are defined in the 2017 Virginia Judicial Workload Assessment

The data reported reflect the case management system. The case types reported may not necessitate judicial involvement.

2024 Overall GRAND TOTAL		Distribution of Caseload		Change*		Percentage (%) of Caseload			
<b>580</b>  2024 2023	+45 8.4%	<b>Adult</b>	313	54%	0.6% ▲	+2	<b>Adult</b>	58.1%	54.0%
		<b>Juvenile</b>	267	46%	19.2% ▲	+43	<b>Juvenile</b>	41.9%	46.0%
<b>GRAND TOTAL</b>		<b>580</b>	100%	8.4% ▲	+45	<b>GRAND TOTAL</b>	100%	100%	

Filings by Division & Code

Division	Case Type Description	Code	Summary	Change	% Change	Absolute Change
<b>Adult</b>	Misdemeanor	CM	87	▼	-6.5%	-6
	Show Cause	SC	67	▲	+67.5%	+27
	Other	OT	50	▲	-12.3%	-7
	Civil Support	VS	48	▲	+37.1%	+13
	Family Abuse - Protective Order	FP	19	▼	-26.9%	-7
	Felony	CF	18	▼	-25.0%	-6
	Capias	CA	15	▼	-16.7%	-3
	Motion - Protective Order	MP	4	▼	-50.0%	-4
	Non-Family Abuse Protective Order	AP	3	▲	+50.0%	+1
	Violation of Protective Order	PV	2	▼	-50.0%	-2
	Remand Support	RS	0	▼	-100.0%	-3
	Violation Family Abuse Protective Order	PS	0	▼	-100.0%	-1
	Total			<b>313</b>	▲	<b>0.6%</b>
<b>Juvenile</b>	Custody Visitation	CV	152	▲	+10.1%	+14
	Misdemeanor	DM	42	▲	+82.6%	+19
	Child In Need of Services	CS	16	▲	+100.0%	+8
	Felony	DF	16	▲	+128.6%	+9
	Truancy	TR	14	▲	+100.0%	+7
	Traffic	T	8	▼	-46.7%	-7
	Foster Care Review	FC	4	▲	+100.0%	+2
	Terminate Parental Rights	TP	4	▲	-	+4
	Paternity	PT	3	▼	-40.0%	-2
	Other	OT	2	▲	-	+2
	Abuse and Neglect	AN	1	↔	-	-
	Initial Foster Care	IF	1	▲	-	+1
	Non-Family Abuse Protective Order	AP	1	↔	-	-
	Show Cause	SC	1	▼	-75.0%	-3
	Status	ST	1	▲	-50.0%	-1
	Temporary Detention Order	TD	1	↔	-	-
	Capias	CA	0	▼	-100.0%	-1
	Remand Custody	RC	0	▼	-100.0%	-5
	Remand Visitation	RV	0	▼	-100.0%	-4
	Total			<b>267</b>	▲	<b>19.2%</b>
<b>GRAND TOTAL</b>			<b>580</b>	▲	<b>8.4%</b>	<b>+45</b>

Filings by Major Case Category\*\*

Category	Summary	Change	% Change	Absolute Change
Adult Criminal	166	▼	+3.8%	+6
Child Dependency	10	▲	+233.3%	+7
Child in Need of Services/Supervision	30	▲	+100.0%	+15
Custody and Visitation	155	▼	+8.4%	+12
Delinquency	59	▲	+68.6%	+24
Juvenile Miscellaneous	1	▲	-50.0%	-1
Other	53	▲	-24.3%	-17
Protective Orders	27	▼	-27.0%	-10
Support	71	▼	+29.1%	+16

\* Compared to same time period as previous year

\*\* Case Type Categories are defined in the 2017 Virginia Judicial Workload Assessment

The data reported reflect the case management system. The case types reported may not necessitate judicial involvement.

Traffic	8	▼	-46.7%	-7
<b>GRAND TOTAL</b>	<b>580</b>	▲	8.4%	+45

\* Compared to same time period as previous year

\*\* Case Type Categories are defined in the 2017 Virginia Judicial Workload Assessment

The data reported reflect the case management system. The case types reported may not necessitate judicial involvement.

2024 Overall GRAND TOTAL		Distribution of Caseload		Change*		Percentage (%) of Caseload		
<b>330</b>	-33 -9.1%	<b>Adult</b>	190 58%	13.8% ▲	+23	<b>Adult</b>	46.0%	57.6%
2024		<b>Juvenile</b>	140 42%	-28.6% ▼	-56	<b>Juvenile</b>	54.0%	42.4%
2023		<b>GRAND TOTAL</b>	<b>330</b> 100%	-9.1% ▼	-33	<b>GRAND TOTAL</b>	100%	100%

**Filings by Division & Code**

Division	Case Type Description	Code	Summary	Change	% Change	Absolute Change
<b>Adult</b>	Misdemeanor	CM	45	▲	+9.8%	+4
	Civil Support	VS	35	▼	-12.5%	-5
	Other	OT	29	▼	-29.3%	-12
	Show Cause	SC	29	▲	+52.6%	+10
	Family Abuse - Protective Order	FP	18	▲	+80.0%	+8
	Felony	CF	16	▲	+128.6%	+9
	Capias	CA	15	▲	+150.0%	+9
	Bond Forfeiture	BF	1	▲	-	+1
	Non-Family Abuse Protective Order	AP	1	▲	-	+1
	Restricted License for Non-Support	SL	1	▲	-	+1
	Motion - Protective Order	MP	0	▼	-100.0%	-2
	Violation Family Abuse Protective Order	PS	0	▼	-100.0%	-1
		<b>Total</b>		<b>190</b>	▲	<b>13.8%</b>
<b>Juvenile</b>	Custody Visitation	CV	86	▼	-29.5%	-36
	Misdemeanor	DM	18	▲	+100.0%	+9
	Traffic	T	14	▼	-26.3%	-5
	Child In Need of Services	CS	4	▼	-33.3%	-2
	Show Cause	SC	4	▼	-20.0%	-1
	Felony	DF	3	↔		-
	Foster Care Review	FC	3	▲	+200.0%	+2
	Status	ST	3	▼	-75.0%	-9
	Truancy	TR	2	↔		-
	Abuse and Neglect	AN	1	▲	-	+1
	Capias	CA	1	↔		-
	Emergency Custody Order	EC	1	▲	-	+1
	Non-Family Abuse Protective Order	AP	0	▼	-100.0%	-1
	Paternity	PT	0	▼	-100.0%	-8
	Permanency Planning	PH	0	▼	-100.0%	-5
	Terminate Parental Rights	TP	0	▼	-100.0%	-2
		<b>Total</b>		<b>140</b>	▼	<b>-28.6%</b>
<b>GRAND TOTAL</b>			<b>330</b>	▼	<b>-9.1%</b>	<b>-33</b>

**Filings by Major Case Category\*\***

Category	Summary	Change	% Change	Absolute Change
Adult Criminal	96	▲	+45.5%	+30
Child Dependency	4	▲	-50.0%	-4
Child in Need of Services/Supervision	7	▼	-22.2%	-2
Custody and Visitation	86	▼	-33.8%	-44
Delinquency	25	▲	+47.1%	+8
Juvenile Miscellaneous	3	▼	-75.0%	-9
Other	30	▲	-26.8%	-11
Protective Orders	19	▲	+46.2%	+6
Support	46	▲	-4.2%	-2
Traffic	14	▼	-26.3%	-5
<b>GRAND TOTAL</b>		<b>330</b>	▼	<b>-9.1%</b>

\* Compared to same time period as previous year

\*\* Case Type Categories are defined in the 2017 Virginia Judicial Workload Assessment

The data reported reflect the case management system. The case types reported may not necessitate judicial involvement.

\* Compared to same time period as previous year

\*\* Case Type Categories are defined in the 2017 Virginia Judicial Workload Assessment

The data reported reflect the case management system. The case types reported may not necessitate judicial involvement.

2024 Overall GRAND TOTAL		Distribution of Caseload			Change*		Percentage (%) of Caseload		
<b>8,948</b>	+692 8.4%	<b>Adult</b>	4,768	53%	17.6% ▲	+715	<b>Adult</b>	49.1%	53.3%
2024		<b>Juvenile</b>	4,180	47%	-0.5% ▼	-23	<b>Juvenile</b>	50.9%	46.7%
2023		<b>GRAND TOTAL</b>	<b>8,948</b>	100%	8.4% ▲	+692	<b>GRAND TOTAL</b>	100%	100%

**Filings by Division & Code**

Division	Case Type Description	Code	Summary	Change	% Change	Absolute Change	
<b>Adult</b>	Civil Support	VS	1,052	▲	+26.6%	+221	
	Show Cause	SC	1,025	▲	+20.0%	+171	
	Misdemeanor	CM	820	▲	+18.0%	+125	
	Other	OT	724	▼	+14.4%	+91	
	Family Abuse - Protective Order	FP	365	▲	+23.7%	+70	
	Felony	CF	361	▲	+2.0%	+7	
	Capias	CA	177	▲	+4.1%	+7	
	Motion - Protective Order	MP	89	▲	+41.3%	+26	
	Remand Support	RS	85	▲	+16.4%	+12	
	Non-Family Abuse Protective Order	AP	33	▼	-26.7%	-12	
	Violation of Protective Order	PV	25	▼	-10.7%	-3	
	Restricted License for Non-Support	SL	8	▲	+300.0%	+6	
	Criminal Support	CS	2	▼	-71.4%	-5	
	Protective Order	PC	2	▲	-	+2	
	Violation Family Abuse Protective Order	PS	0	▼	-100.0%	-3	
	<b>Total</b>		<b>4,768</b>	<b>▲</b>	<b>17.6%</b>	<b>+715</b>	
<b>Juvenile</b>	Custody Visitation	CV	2,712	▲	+0.3%	+9	
	Misdemeanor	DM	355	▼	-12.3%	-50	
	Felony	DF	165	▲	+44.7%	+51	
	Remand Custody	RC	134	▲	+21.8%	+24	
	Remand Visitation	RV	131	▲	+18.0%	+20	
	Paternity	PT	121	▲	+33.0%	+30	
	Traffic	T	100	▼	-16.7%	-20	
	Foster Care Review	FC	56	▼	-31.7%	-26	
	Permanency Planning	PH	38	▲	+15.2%	+5	
	Non-Family Abuse Protective Order	AP	37	▼	-47.1%	-33	
	Special Immigrant Juvenile Status	SI	37	▲	+1,750.0%	+35	
	Child In Need of Services	CS	36	▲	+56.5%	+13	
	Truancy	TR	36	▲	+20.0%	+6	
	Show Cause	SC	33	▼	-38.9%	-21	
	Status	ST	28	↔	-	-	
	Abuse and Neglect	AN	27	▼	-50.0%	-27	
	Voluntary Continuing Services and Support Agreem	VA	27	↔	-	-	
	Child at Risk	RI	24	↔	-	-	
	Temporary Detention Order	TD	17	▼	-43.3%	-13	
	Initial Foster Care	IF	15	▼	-31.8%	-7	
	Terminate Parental Rights	TP	15	▼	-16.7%	-3	
	Other	OT	11	▼	-42.1%	-8	
	Emergency Custody Order	EC	6	↔	-	-	
	Entrustment	ET	5	▲	-	+5	
	Relief of Custody	CR	5	▼	-66.7%	-10	
	Motion - Protective Order	MP	4	▼	-20.0%	-1	
	Capias	CA	2	▼	-33.3%	-1	
	Violation Family Abuse Protective Order	PS	2	▲	-	+2	
	Family Abuse - Protective Order	FP	1	↔	-	-	
	Qualified Residential Treatment	QR	0	▼	-100.0%	-3	
		<b>Total</b>		<b>4,180</b>	<b>▼</b>	<b>-0.5%</b>	<b>-23</b>
		<b>GRAND TOTAL</b>		<b>8,948</b>	<b>▲</b>	<b>8.4%</b>	<b>+692</b>

\* Compared to same time period as previous year

\*\* Case Type Categories are defined in the 2017 Virginia Judicial Workload Assessment

The data reported reflect the case management system. The case types reported may not necessitate judicial involvement.

Filings by Major Case Category\*\*

Category	Summary	Change	% Change	Absolute Change
Adult Criminal	1,792	▲	+14.8%	+231
Child Dependency	212	▲	-23.7%	-66
Child in Need of Services/Supervision	73	▲	+35.2%	+19
Custody and Visitation	2,833	▲	+1.4%	+39
Delinquency	556	▲	-3.3%	-19
Juvenile Miscellaneous	28	▼	-3.4%	-1
New to Workload Study	37	▲	+1,750.0%	+35
Other	1,108	▼	+12.9%	+127
Protective Orders	529	▼	+10.4%	+50
Support	1,680	▲	+21.5%	+297
Traffic	100	▼	-16.7%	-20
<b>GRAND TOTAL</b>	<b>8,948</b>	▲	8.4%	+692

\* Compared to same time period as previous year

\*\* Case Type Categories are defined in the 2017 Virginia Judicial Workload Assessment

The data reported reflect the case management system. The case types reported may not necessitate judicial involvement.



2024 Overall GRAND TOTAL		Distribution of Caseload			Change*		Percentage (%) of Caseload		
<b>8,656</b> +168 2.0% 	2024 2023	<b>Adult</b>	4,437	51%	6.9% ▲	+286	<b>Adult</b>	48.9%	51.3%
		<b>Juvenile</b>	4,219	49%	-2.7% ▼	-118	<b>Juvenile</b>	51.1%	48.7%
<b>GRAND TOTAL</b>		<b>8,656</b>	100%	2.0% ▲	+168	<b>GRAND TOTAL</b>	100%	100%	

Filings by Division & Code

Division	Case Type Description	Code	Summary	Change	% Change	Absolute Change	
<b>Adult</b>	Misdemeanor	CM	1,004	▲	+6.4%	+60	
	Civil Support	VS	883	▼	-0.5%	-4	
	Other	OT	856	▲	+21.9%	+154	
	Show Cause	SC	592	▼	-1.5%	-9	
	Felony	CF	429	▲	+16.9%	+62	
	Family Abuse - Protective Order	FP	288	▲	+11.2%	+29	
	Capias	CA	282	▲	-4.1%	-12	
	Non-Family Abuse Protective Order	AP	34	▲	+6.3%	+2	
	Remand Support	RS	25	▲	+31.6%	+6	
	Motion - Protective Order	MP	23	▲	+53.3%	+8	
	Violation of Protective Order	PV	10	▼	-47.4%	-9	
	Violation Family Abuse Protective Order	PS	5	▲	+150.0%	+3	
	Criminal Support	CS	3	▼	-25.0%	-1	
	Emergency Custody Order	EC	2	▲	-	+2	
Restricted License for Non-Support	SL	1	▼	-83.3%	-5		
<b>Total</b>			<b>4,437</b>	<b>▲</b>	<b>6.9%</b>	<b>+286</b>	
<b>Juvenile</b>	Custody Visitation	CV	2,448	▼	-4.0%	-103	
	Misdemeanor	DM	446	▼	-2.6%	-12	
	Paternity	PT	422	▼	-6.2%	-28	
	Traffic	T	173	▼	-17.2%	-36	
	Felony	DF	172	▲	+16.2%	+24	
	Status	ST	59	▲	-11.9%	-8	
	Foster Care Review	FC	52	▲	+44.4%	+16	
	Show Cause	SC	50	▲	+117.4%	+27	
	Permanency Planning	PH	48	▼	-4.0%	-2	
	Special Immigrant Juvenile Status	SI	48	▲	+182.4%	+31	
	Civil Violation	CI	31	▲	+14.8%	+4	
	Remand Visitation	RV	31	▼	-6.1%	-2	
	Remand Custody	RC	29	▼	-12.1%	-4	
	Initial Foster Care	IF	28	▲	+21.7%	+5	
	Other	OT	24	▲	+60.0%	+9	
	Temporary Detention Order	TD	24	▲	+4.3%	+1	
	Abuse and Neglect	AN	22	▼	-37.1%	-13	
	Non-Family Abuse Protective Order	AP	21	▲	+320.0%	+16	
	Child In Need of Services	CS	20	▼	-47.4%	-18	
	Truancy	TR	20	▲	+33.3%	+5	
	Capias	CA	17	▼	-41.4%	-12	
	Terminate Parental Rights	TP	17	▼	-29.2%	-7	
	Emergency Custody Order	EC	6	▼	-60.0%	-9	
	Child at Risk	RI	3	▲	-	+3	
	Entrustment	ET	3	▲	+50.0%	+1	
	Motion - Protective Order	MP	3	▲	-	+3	
	Relief of Custody	CR	1	↔	-	-	
	Voluntary Continuing Services and Support Agreem	VA	1	↔	-	-	
	Emancipation	EP	0	▼	-100.0%	-2	
	Family Abuse - Protective Order	FP	0	▼	-100.0%	-6	
	Violation Family Abuse Protective Order	PS	0	▼	-100.0%	-1	
	<b>Total</b>			<b>4,219</b>	<b>▼</b>	<b>-2.7%</b>	<b>-118</b>
	<b>GRAND TOTAL</b>			<b>8,656</b>	<b>▲</b>	<b>2.0%</b>	<b>+168</b>

\* Compared to same time period as previous year

\*\* Case Type Categories are defined in the 2017 Virginia Judicial Workload Assessment

The data reported reflect the case management system. The case types reported may not necessitate judicial involvement.

Filings by Major Case Category\*\*

Category	Summary	Change	% Change	Absolute Change
Adult Criminal	2,135	▲	+4.5%	+92
Child Dependency	175	▲	+1.7%	+3
Child in Need of Services/Supervision	48	▲	-14.3%	-8
Custody and Visitation	2,870	▼	-4.4%	-131
Delinquency	677	▼	+3.2%	+21
Juvenile Miscellaneous	59	▲	-14.5%	-10
New to Workload Study	79	▲	+79.5%	+35
Other	997	▲	+18.7%	+157
Protective Orders	369	▲	+16.4%	+52
Support	1,074	▼	-0.6%	-7
Traffic	173	▼	-17.2%	-36
<b>GRAND TOTAL</b>	<b>8,656</b>	▲	2.0%	+168

\* Compared to same time period as previous year

\*\* Case Type Categories are defined in the 2017 Virginia Judicial Workload Assessment

The data reported reflect the case management system. The case types reported may not necessitate judicial involvement.

2024 Overall GRAND TOTAL		Distribution of Caseload		Change*		Percentage (%) of Caseload		
<b>1,481</b>	+156 11.8%	<b>Adult</b>	754 51%	6.8% ▲	+48	<b>Adult</b>	53.3%	50.9%
2024		<b>Juvenile</b>	727 49%	17.4% ▲	+108	<b>Juvenile</b>	46.7%	49.1%
		<b>GRAND TOTAL</b>	<b>1,481</b> 100%	11.8% ▲	+156	<b>GRAND TOTAL</b>	100%	100%

**Filings by Division & Code**

Division	Case Type Description	Code	Summary	Change	% Change	Absolute Change	
<b>Adult</b>	Show Cause	SC	175	▲	+33.6%	+44	
	Civil Support	VS	147	▲	+10.5%	+14	
	Misdemeanor	CM	137	▼	-21.7%	-38	
	Other	OT	135	▲	+15.4%	+18	
	Family Abuse - Protective Order	FP	66	▲	+20.0%	+11	
	Felony	CF	45	▲	+28.6%	+10	
	Capias	CA	25	▲	+13.6%	+3	
	Motion - Protective Order	MP	13	▼	-7.1%	-1	
	Non-Family Abuse Protective Order	AP	4	▼	-33.3%	-2	
	Remand Support	RS	3	▼	-75.0%	-9	
	Violation of Protective Order	PV	3	↔		-	
	Restricted License for Non-Support	SL	1	▼	-50.0%	-1	
	Violation Family Abuse Protective Order	PS	0	▼	-100.0%	-1	
	<b>Total</b>		<b>754</b>	<b>▲</b>	<b>6.8%</b>	<b>+48</b>	
<b>Juvenile</b>	Custody Visitation	CV	504	▲	+31.3%	+120	
	Misdemeanor	DM	53	▲	+3.9%	+2	
	Traffic	T	26	▲	+100.0%	+13	
	Child In Need of Services	CS	23	▲	+27.8%	+5	
	Paternity	PT	15	▲	+25.0%	+3	
	Abuse and Neglect	AN	13	▲	+1,200.0%	+12	
	Truancy	TR	13	▼	-7.1%	-1	
	Child at Risk	RI	11	▲	-	+11	
	Foster Care Review	FC	10	▲	+66.7%	+4	
	Remand Custody	RC	9	▼	-40.0%	-6	
	Remand Visitation	RV	9	▼	-30.8%	-4	
	Felony	DF	8	▲	+300.0%	+6	
	Permanency Planning	PH	8	▼	-11.1%	-1	
	Show Cause	SC	7	▼	-86.3%	-44	
	Initial Foster Care	IF	3	▲	+50.0%	+1	
	Emergency Custody Order	EC	2	▲	+100.0%	+1	
	Motion - Protective Order	MP	2	▼	-50.0%	-2	
	Non-Family Abuse Protective Order	AP	2	▼	-50.0%	-2	
	Other	OT	2	▼	-33.3%	-1	
	Status	ST	2	▼	-33.3%	-1	
	Temporary Detention Order	TD	2	▼	-60.0%	-3	
	Civil Violation	CI	1	↔		-	
	Terminate Parental Rights	TP	1	↔		-	
	Voluntary Continuing Services and Support Agreem	VA	1	▼	-80.0%	-4	
	Relief of Custody	CR	0	▼	-100.0%	-1	
		<b>Total</b>		<b>727</b>	<b>▲</b>	<b>17.4%</b>	<b>+108</b>
		<b>GRAND TOTAL</b>		<b>1,481</b>	<b>▲</b>	<b>11.8%</b>	<b>+156</b>

**Filings by Major Case Category\*\***

Category	Summary	Change	% Change	Absolute Change
Adult Criminal	327	▼	-1.2%	-4
Child Dependency	47	▲	+88.0%	+22
Child in Need of Services/Supervision	36	▲	+12.5%	+4

\* Compared to same time period as previous year  
 \*\* Case Type Categories are defined in the 2017 Virginia Judicial Workload Assessment  
 The data reported reflect the case management system. The case types reported may not necessitate judicial involvement.  
 1/14/2025 11:46:11AM Source: SCV-SQL-Information

Custody and Visitation	519	▲	+31.1%	+123
Delinquency	68	▲	-34.6%	-36
Juvenile Miscellaneous	2	▼	-33.3%	-1
New to Workload Study	1	↔		0
Other	162	▼	-2.4%	-4
Protective Orders	87	▼	+4.8%	+4
Support	206	▲	+20.5%	+35
Traffic	26	▲	+100.0%	+13
<b>GRAND TOTAL</b>	<b>1,481</b>	▲	11.8%	+156

\* Compared to same time period as previous year

\*\* Case Type Categories are defined in the 2017 Virginia Judicial Workload Assessment

The data reported reflect the case management system. The case types reported may not necessitate judicial involvement.

2024 Overall GRAND TOTAL		Distribution of Caseload		Change*		Percentage (%) of Caseload			
<b>3,569</b>	+190 5.6%	<b>Adult</b>	1,789	50%	9.3% ▲	+152	<b>Adult</b>	48.4%	50.1%
2024		<b>Juvenile</b>	1,780	50%	2.2% ▲	+38	<b>Juvenile</b>	51.6%	49.9%
2023		<b>GRAND TOTAL</b>	<b>3,569</b>	100%	5.6% ▲	+190	<b>GRAND TOTAL</b>	100%	100%

Filings by Division & Code

Division	Case Type Description	Code	Summary	Change	% Change	Absolute Change	
<b>Adult</b>	Misdemeanor	CM	428	▲	+37.2%	+116	
	Show Cause	SC	398	▲	+37.2%	+108	
	Other	OT	319	▲	+26.1%	+66	
	Civil Support	VS	253	▲	+2.0%	+5	
	Family Abuse - Protective Order	FP	133	▲	+82.2%	+60	
	Felony	CF	100	▼	-7.4%	-8	
	Capias	CA	77	▼	-27.4%	-29	
	Motion - Protective Order	MP	34	▼	-39.3%	-22	
	Violation of Protective Order	PV	20	▼	-28.6%	-8	
	Non-Family Abuse Protective Order	AP	19	▼	-82.2%	-88	
	Remand Support	RS	7	▼	-87.0%	-47	
	Violation Family Abuse Protective Order	PS	1	↔		-	
	Restricted License for Non-Support	SL	0	▼	-100.0%	-1	
		<b>Total</b>		<b>1,789</b>	▲	<b>9.3%</b>	<b>+152</b>
<b>Juvenile</b>	Custody Visitation	CV	844	▲	+1.6%	+13	
	Misdemeanor	DM	143	▲	+20.2%	+24	
	Traffic	T	130	▼	-7.8%	-11	
	Abuse and Neglect	AN	91	▼	-3.2%	-3	
	Permanency Planning	PH	72	▼	-4.0%	-3	
	Foster Care Review	FC	68	▲	+9.7%	+6	
	Initial Foster Care	IF	60	▲	+106.9%	+31	
	Felony	DF	58	▼	-6.5%	-4	
	Motion - Protective Order	MP	56	▲	+211.1%	+38	
	Special Immigrant Juvenile Status	SI	51	▲	+13.3%	+6	
	Paternity	PT	28	▲	+12.0%	+3	
	Child In Need of Services	CS	25	▼	-3.8%	-1	
	Truancy	TR	25	▲	+150.0%	+15	
	Terminate Parental Rights	TP	19	▼	-9.5%	-2	
	Non-Family Abuse Protective Order	AP	17	▲	+88.9%	+8	
	Temporary Detention Order	TD	14	▼	-17.6%	-3	
	Remand Custody	RC	12	▼	-78.2%	-43	
	Remand Visitation	RV	12	▼	-78.2%	-43	
	Status	ST	12	▲	-7.7%	-1	
	Emergency Custody Order	EC	9	▼	-18.2%	-2	
	Relief of Custody	CR	8	▲	+60.0%	+3	
	Other	OT	6	▼		-	
	Show Cause	SC	6	▲	+200.0%	+4	
	Family Abuse - Protective Order	FP	5	▲		+5	
	Voluntary Continuing Services and Support Agreem	VA	5	▼	-16.7%	-1	
	Restoration of Parental Rights	RR	2	▲		+2	
	Child at Risk	RI	1	▲		+1	
	Civil Violation	CI	1	▼	-75.0%	-3	
	Qualified Residential Treatment	QR	0	▼	-100.0%	-1	
		<b>Total</b>		<b>1,780</b>	▲	<b>2.2%</b>	<b>+38</b>
	<b>GRAND TOTAL</b>			<b>3,569</b>	▲	5.6%	+190

\* Compared to same time period as previous year

\*\* Case Type Categories are defined in the 2017 Virginia Judicial Workload Assessment

The data reported reflect the case management system. The case types reported may not necessitate judicial involvement.

Filings by Major Case Category\*\*

Category	Summary	Change	% Change	Absolute Change
Adult Criminal	885	▲	+21.1%	+154
Child Dependency	324	▲	+10.6%	+31
Child in Need of Services/Supervision	50	▲	+38.9%	+14
Custody and Visitation	872	▲	+1.9%	+16
Delinquency	207	▲	+13.1%	+24
Juvenile Miscellaneous	12	▼	-14.3%	-2
New to Workload Study	52	▼	+6.1%	+3
Other	381	▲	-15.3%	-69
Protective Orders	264	▲	+0.4%	+1
Support	392	▼	+8.0%	+29
Traffic	130	▼	-7.8%	-11
<b>GRAND TOTAL</b>	<b>3,569</b>	▲	5.6%	+190

\* Compared to same time period as previous year

\*\* Case Type Categories are defined in the 2017 Virginia Judicial Workload Assessment

The data reported reflect the case management system. The case types reported may not necessitate judicial involvement.

2024 Overall GRAND TOTAL		Distribution of Caseload			Change*		Percentage (%) of Caseload		
<b>1,850</b>	-66 -3.4%	<b>Adult</b>	1,158	63%	1.8% ▲	+20	<b>Adult</b>	59.4%	62.6%
2024		<b>Juvenile</b>	692	37%	-11.1% ▼	-86	<b>Juvenile</b>	40.6%	37.4%
2023		<b>GRAND TOTAL</b>	<b>1,850</b>	100%	-3.4% ▼	-66	<b>GRAND TOTAL</b>	100%	100%

**Filings by Division & Code**

Division	Case Type Description	Code	Summary	Change	% Change	Absolute Change
<b>Adult</b>	Show Cause	SC	300	▲	+46.3%	+95
	Misdemeanor	CM	251	▲	+2.4%	+6
	Other	OT	219	▼	-23.4%	-67
	Civil Support	VS	143	▲	+27.7%	+31
	Capias	CA	105	▼	-2.8%	-3
	Felony	CF	59	▲	+1.7%	+1
	Family Abuse - Protective Order	FP	49	▼	-26.9%	-18
	Motion - Protective Order	MP	16	▲	+6.7%	+1
	Violation of Protective Order	PV	13	↔		-
	Remand Support	RS	2	▼	-81.8%	-9
	Non-Family Abuse Protective Order	AP	1	▼	-93.8%	-15
	Restricted License for Non-Support	SL	0	▼	-100.0%	-2
	Total			<b>1,158</b>	▲	<b>1.8%</b>
<b>Juvenile</b>	Custody Visitation	CV	255	▼	-26.7%	-93
	Misdemeanor	DM	69	▼	-21.6%	-19
	Abuse and Neglect	AN	63	▲	+43.2%	+19
	Initial Foster Care	IF	52	▲	+225.0%	+36
	Foster Care Review	FC	41	▲	+41.4%	+12
	Permanency Planning	PH	36	▲	+12.5%	+4
	Traffic	T	34	▼	-15.0%	-6
	Felony	DF	31	▼	-13.9%	-5
	Terminate Parental Rights	TP	26	▲	+550.0%	+22
	Special Immigrant Juvenile Status	SI	17	▲	+112.5%	+9
	Paternity	PT	12	▼	-33.3%	-6
	Truancy	TR	9	▲	+200.0%	+6
	Temporary Detention Order	TD	8	▼	-76.5%	-26
	Emergency Custody Order	EC	6	▼	-50.0%	-6
	Motion - Protective Order	MP	6	↔		-
	Non-Family Abuse Protective Order	AP	5	▼	-54.5%	-6
	Voluntary Continuing Services and Support Agreem	VA	5	▲	+25.0%	+1
	Child In Need of Services	CS	4	▼	-55.6%	-5
	Show Cause	SC	4	↔		-
	Other	OT	3	▲	-66.7%	-6
	Family Abuse - Protective Order	FP	2	▲	+100.0%	+1
	Relief of Custody	CR	2	▼	-50.0%	-2
	Status	ST	2	▼	-77.8%	-7
	Remand Custody	RC	0	▼	-100.0%	-5
	Remand Visitation	RV	0	▼	-100.0%	-4
Total			<b>692</b>	▼	<b>-11.1%</b>	<b>-86</b>
<b>GRAND TOTAL</b>			<b>1,850</b>	▼	<b>-3.4%</b>	<b>-66</b>

**Filings by Major Case Category\*\***

Category	Summary	Change	% Change	Absolute Change
Adult Criminal	571	▲	+8.8%	+46
Child Dependency	225	▲	+69.2%	+92
Child in Need of Services/Supervision	13	▲	+8.3%	+1
Custody and Visitation	267	▼	-27.0%	-99

\* Compared to same time period as previous year      \*\* Case Type Categories are defined in the 2017 Virginia Judicial Workload Assessment

The data reported reflect the case management system. The case types reported may not necessitate judicial involvement.

Delinquency	104	▼	-18.8%	-24
Juvenile Miscellaneous	3	▲	-66.7%	-6
New to Workload Study	17	▲	+112.5%	+9
Other	237	▼	-34.3%	-124
Protective Orders	79	▼	-31.9%	-37
Support	300	▼	+37.6%	+82
Traffic	34	▼	-15.0%	-6
<b>GRAND TOTAL</b>	<b>1,850</b>	▼	-3.4%	-66

\* Compared to same time period as previous year

\*\* Case Type Categories are defined in the 2017 Virginia Judicial Workload Assessment

The data reported reflect the case management system. The case types reported may not necessitate judicial involvement.



2024 Overall GRAND TOTAL		Distribution of Caseload		Change*		Percentage (%) of Caseload			
<b>3,351</b>	-156 -4.4%	<b>Adult</b>	1,713	51%	-6.0% ▼	-110	<b>Adult</b>	52.0%	51.1%
2024		<b>Juvenile</b>	1,638	49%	-2.7% ▼	-46	<b>Juvenile</b>	48.0%	48.9%
2023		<b>GRAND TOTAL</b>	<b>3,351</b>	100%	-4.4% ▼	-156	<b>GRAND TOTAL</b>	100%	100%

Filings by Division & Code

Division	Case Type Description	Code	Summary	Change	% Change	Absolute Change	
<b>Adult</b>	Show Cause	SC	506	▲	-9.3%	-52	
	Civil Support	VS	345	▲	+0.6%	+2	
	Misdemeanor	CM	275	▼	-14.9%	-48	
	Other	OT	184	▼	-2.6%	-5	
	Family Abuse - Protective Order	FP	128	▲	+2.4%	+3	
	Capias	CA	102	▼	+3.0%	+3	
	Felony	CF	81	▼	-17.3%	-17	
	Motion - Protective Order	MP	48	▲	+11.6%	+5	
	Remand Support	RS	15	↔		-	
	Violation of Protective Order	PV	13	▲	+8.3%	+1	
	Non-Family Abuse Protective Order	AP	10	▲	+25.0%	+2	
	Restricted License for Non-Support	SL	6	▼	-14.3%	-1	
	Return of Desposit (Bondsman)	RD	0	▼	-100.0%	-1	
	Violation Family Abuse Protective Order	PS	0	▼	-100.0%	-2	
Total			<b>1,713</b>	▼	<b>-6.0%</b>	<b>-110</b>	
<b>Juvenile</b>	Custody Visitation	CV	982	▼	-7.0%	-74	
	Misdemeanor	DM	185	▲	+8.8%	+15	
	Traffic	T	94	▼	-3.1%	-3	
	Felony	DF	87	▲	+117.5%	+47	
	Special Immigrant Juvenile Status	SI	59	▲	+90.3%	+28	
	Child In Need of Services	CS	31	▼	-11.4%	-4	
	Show Cause	SC	26	▲	+85.7%	+12	
	Remand Custody	RC	24	▼	-7.7%	-2	
	Remand Visitation	RV	24	▼	-7.7%	-2	
	Paternity	PT	17	↔		-	
	Permanency Planning	PH	17	▼	-10.5%	-2	
	Child at Risk	RI	11	▲	+57.1%	+4	
	Non-Family Abuse Protective Order	AP	11	▼	-59.3%	-16	
	Abuse and Neglect	AN	10	▲	+11.1%	+1	
	Temporary Detention Order	TD	8	▼	-27.3%	-3	
	Civil Violation	CI	7	▼	-36.4%	-4	
	Foster Care Review	FC	6	▼	-62.5%	-10	
	Initial Foster Care	IF	6	▲	+20.0%	+1	
	Truancy	TR	6	▼	-53.8%	-7	
	Status	ST	5	▼	-64.3%	-9	
	Family Abuse - Protective Order	FP	4	▲	-	+4	
	Motion - Protective Order	MP	4	▼	-50.0%	-4	
	Capias	CA	3	▲	+50.0%	+1	
	Other	OT	3	▼	-62.5%	-5	
	Emergency Custody Order	EC	2	▼	-33.3%	-1	
	Relief of Custody	CR	2	▼	-66.7%	-4	
	Terminate Parental Rights	TP	2	↔		-	
	Entrustment	ET	1	↔		-	
	Voluntary Continuing Services and Support Agreem	VA	1	▼	-75.0%	-3	
	Emancipation	EP	0	▼	-100.0%	-2	
	Violation of Protective Order	PV	0	▼	-100.0%	-4	
	Total			<b>1,638</b>	▼	<b>-2.7%</b>	<b>-46</b>
	<b>GRAND TOTAL</b>			<b>3,351</b>	▼	<b>-4.4%</b>	<b>-156</b>

\* Compared to same time period as previous year

\*\* Case Type Categories are defined in the 2017 Virginia Judicial Workload Assessment

The data reported reflect the case management system. The case types reported may not necessitate judicial involvement.

Filings by Major Case Category\*\*

Category	Summary	Change	% Change	Absolute Change
Adult Criminal	784	▼	-16.9%	-159
Child Dependency	56	▼	-18.8%	-13
Child in Need of Services/Supervision	56	▲	+1.8%	+1
Custody and Visitation	999	▼	-6.9%	-74
Delinquency	282	▲	+26.5%	+59
Juvenile Miscellaneous	5	▼	-68.8%	-11
New to Workload Study	66	▲	+57.1%	+24
Other	260	▼	-6.8%	-19
Protective Orders	205	▲	-2.8%	-6
Support	544	▲	+9.0%	+45
Traffic	94	▼	-3.1%	-3
<b>GRAND TOTAL</b>	<b>3,351</b>	▼	-4.4%	-156

\* Compared to same time period as previous year

\*\* Case Type Categories are defined in the 2017 Virginia Judicial Workload Assessment

The data reported reflect the case management system. The case types reported may not necessitate judicial involvement.

2024 Overall GRAND TOTAL		Distribution of Caseload			Change*		Percentage (%) of Caseload		
<b>1,205</b> +64 5.6% 	2024 2023	Adult	637	53%	28.7% ▲	+142	Adult	43.4%	52.9%
		Juvenile	568	47%	-12.1% ▼	-78	Juvenile	56.6%	47.1%
<b>GRAND TOTAL</b>		<b>1,205</b>	100%	5.6% ▲	+64	<b>GRAND TOTAL</b>	100%	100%	

Filings by Division & Code

Division	Case Type Description	Code	Summary	Change	% Change	Absolute Change
<b>Adult</b>	Show Cause	SC	191	▲	+64.7%	+75
	Civil Support	VS	125	▲	+28.9%	+28
	Other	OT	86	▲	+22.9%	+16
	Misdemeanor	CM	74	▲	+7.2%	+5
	Felony	CF	54	▲	+45.9%	+17
	Family Abuse - Protective Order	FP	36	▼	-2.7%	-1
	Capias	CA	29	▼	+38.1%	+8
	Remand Support	RS	21	▲	+31.3%	+5
	Motion - Protective Order	MP	15	▲	+25.0%	+3
	Violation of Protective Order	PV	4	↔		-
	Bond Forfeiture	BF	1	▲	-	+1
	Non-Family Abuse Protective Order	AP	1	▼	-92.9%	-13
	Protective Order	PC	0	▼	-100.0%	-2
	<b>Total</b>		<b>637</b>	<b>▲</b>	<b>28.7%</b>	<b>+142</b>
<b>Juvenile</b>	Custody Visitation	CV	332	▼	-14.9%	-58
	Misdemeanor	DM	44	▼	-26.7%	-16
	Traffic	T	35	▼	-31.4%	-16
	Permanency Planning	PH	31	▲	+244.4%	+22
	Remand Custody	RC	18	▲	+12.5%	+2
	Remand Visitation	RV	18	▲	+100.0%	+9
	Foster Care Review	FC	14	▼	-17.6%	-3
	Child In Need of Services	CS	11	▼	-8.3%	-1
	Truancy	TR	10	▲	+100.0%	+5
	Initial Foster Care	IF	8	▼	-20.0%	-2
	Non-Family Abuse Protective Order	AP	8	▼	-11.1%	-1
	Abuse and Neglect	AN	7	▼	-66.7%	-14
	Show Cause	SC	6	▲	+500.0%	+5
	Voluntary Continuing Services and Support Agree	VA	6	▲	+200.0%	+4
	Temporary Detention Order	TD	5	↔		-
	Other	OT	4	▲	+100.0%	+2
	Paternity	PT	4	▲	+300.0%	+3
	Felony	DF	3	▼	-82.4%	-14
	Civil Violation	CI	1	↔		-
	Family Abuse - Protective Order	FP	1	▲	-	+1
	Relief of Custody	CR	1	↔		-
	Special Immigrant Juvenile Status	SI	1	▲	-	+1
	Emergency Custody Order	EC	0	▼	-100.0%	-2
	Motion - Protective Order	MP	0	▼	-100.0%	-1
	Status	ST	0	▼	-100.0%	-2
	Terminate Parental Rights	TP	0	▼	-100.0%	-2
		<b>Total</b>		<b>568</b>	<b>▼</b>	<b>-12.1%</b>
<b>GRAND TOTAL</b>			<b>1,205</b>	<b>▲</b>	<b>5.6%</b>	<b>+64</b>

Filings by Major Case Category\*\*

Category	Summary	Change	% Change	Absolute Change
Adult Criminal	273	▲	+24.1%	+53
Child Dependency	67	▲	+8.1%	+5

\* Compared to same time period as previous year

\*\* Case Type Categories are defined in the 2017 Virginia Judicial Workload Assessment

The data reported reflect the case management system. The case types reported may not necessitate judicial involvement.

Child in Need of Services/Supervision	21	▲	+23.5%	+4
Custody and Visitation	336	▲	-14.1%	-55
Delinquency	53	▲	-32.1%	-25
Juvenile Miscellaneous	0	▼	-100.0%	-2
New to Workload Study	2	▲	+100.0%	+1
Other	152	▲	+26.7%	+32
Protective Orders	61	▲	-16.4%	-12
Support	205	▲	+62.7%	+79
Traffic	35	▼	-31.4%	-16
<b>GRAND TOTAL</b>	<b>1,205</b>	▲	5.6%	+64

\* Compared to same time period as previous year

\*\* Case Type Categories are defined in the 2017 Virginia Judicial Workload Assessment

The data reported reflect the case management system. The case types reported may not necessitate judicial involvement.

2024 Overall GRAND TOTAL		Distribution of Caseload		Change*		Percentage (%) of Caseload			
<b>724</b>	-119 -14.1%	<b>Adult</b>	294 41%	-10.6%	▼	-35	<b>Adult</b>	39.0%	40.6%
2024		<b>Juvenile</b>	430 59%	-16.3%	▼	-84	<b>Juvenile</b>	61.0%	59.4%
2023		<b>GRAND TOTAL</b>	<b>724</b> 100%	-14.1%	▼	-119	<b>GRAND TOTAL</b>	100%	100%

Filings by Division & Code

Division	Case Type Description	Code	Summary	Change	% Change	Absolute Change
<b>Adult</b>	Show Cause	SC	68	▲	+70.0%	+28
	Other	OT	63	▼	-3.1%	-2
	Misdemeanor	CM	62	▼	-36.7%	-36
	Civil Support	VS	44	▼	-8.3%	-4
	Family Abuse - Protective Order	FP	22	▲	+69.2%	+9
	Felony	CF	20	▼	-4.8%	-1
	Capias	CA	10	▼	-41.2%	-7
	Violation of Protective Order	PV	4	▼	-66.7%	-8
	Remand Support	RS	1	▼	-85.7%	-6
	Motion - Protective Order	MP	0	▼	-100.0%	-2
	Violation Family Abuse Protective Order	PS	0	▼	-100.0%	-6
	<b>Total</b>		<b>294</b>	▼	<b>-10.6%</b>	<b>-35</b>
<b>Juvenile</b>	Custody Visitation	CV	172	▼	-28.6%	-69
	Misdemeanor	DM	96	▼	-4.0%	-4
	Traffic	T	89	▲	+9.9%	+8
	Felony	DF	14	▼	-22.2%	-4
	Permanency Planning	PH	11	▲	+37.5%	+3
	Status	ST	9	▲	+200.0%	+6
	Abuse and Neglect	AN	6	▼	-33.3%	-3
	Motion - Protective Order	MP	5	▲	-	+5
	Capias	CA	4	▲	+100.0%	+2
	Emergency Custody Order	EC	3	▲	+200.0%	+2
	Remand Custody	RC	3	▼	-75.0%	-9
	Remand Visitation	RV	3	▼	-72.7%	-8
	Voluntary Continuing Services and Support Agree	VA	3	▲	+200.0%	+2
	Child In Need of Services	CS	2	▼	-71.4%	-5
	Foster Care Review	FC	2	▼	-66.7%	-4
	Initial Foster Care	IF	2	▼	-60.0%	-3
	Other	OT	2	▲	-	+2
	Special Immigrant Juvenile Status	SI	2	▲	-	+2
	Civil Violation	CI	1	▲	-	+1
	Non-Family Abuse Protective Order	AP	1	↔	-	-
	Child at Risk	RI	0	▼	-100.0%	-1
	Family Abuse - Protective Order	FP	0	▼	-100.0%	-1
	Paternity	PT	0	▼	-100.0%	-1
	Show Cause	SC	0	▼	-100.0%	-1
	Temporary Detention Order	TD	0	▼	-100.0%	-2
	Truancy	TR	0	▼	-100.0%	-2
		<b>Total</b>		<b>430</b>	▼	<b>-16.3%</b>
<b>GRAND TOTAL</b>			<b>724</b>	▼	<b>-14.1%</b>	<b>-119</b>

Filings by Major Case Category\*\*

Category	Summary	Change	% Change	Absolute Change
Adult Criminal	144	▼	-21.7%	-40
Child Dependency	24	▼	-20.0%	-6
Child in Need of Services/Supervision	2	▼	-80.0%	-8
Custody and Visitation	172	▼	-29.2%	-71

\* Compared to same time period as previous year      \*\* Case Type Categories are defined in the 2017 Virginia Judicial Workload Assessment

The data reported reflect the case management system. The case types reported may not necessitate judicial involvement.

**CPSS - JCMS CASELOAD STATISTICS OF THE JUVENILE & DOMESTIC RELATIONS DISTRICT COURTS**  
 January 2024 thru December 2024 Filings (Compared to January 2023 thru December 2023)

Delinquency	114	▲	-4.2%	-5
Juvenile Miscellaneous	9	▲	+200.0%	+6
New to Workload Study	3	▲	-	+3
Other	75	▲	-23.5%	-23
Protective Orders	28	▲	+64.7%	+11
Support	64	▲	+10.3%	+6
Traffic	89	▲	+9.9%	+8
<b>GRAND TOTAL</b>	<b>724</b>	▼	-14.1%	-119

\* Compared to same time period as previous year

\*\* Case Type Categories are defined in the 2017 Virginia Judicial Workload Assessment

The data reported reflect the case management system. The case types reported may not necessitate judicial involvement.

2024 Overall GRAND TOTAL		Distribution of Caseload			Change*		Percentage (%) of Caseload		
<b>1,230</b> -64 -4.9% 		<b>Adult</b>	603	49%	6.5% ▲	+37	<b>Adult</b>	43.7%	49.0%
		<b>Juvenile</b>	627	51%	-13.9% ▼	-101	<b>Juvenile</b>	56.3%	51.0%
		<b>GRAND TOTAL</b>	<b>1,230</b>	100%	-4.9% ▼	-64	<b>GRAND TOTAL</b>	100%	100%

Filings by Division & Code

Division	Case Type Description	Code	Summary	Change	% Change	Absolute Change
<b>Adult</b>	Show Cause	SC	159	▲	+50.0%	+53
	Civil Support	VS	114	▼	-5.0%	-6
	Misdemeanor	CM	105	▲	+38.2%	+29
	Other	OT	88	▼	+8.6%	+7
	Family Abuse - Protective Order	FP	59	▼	-4.8%	-3
	Capias	CA	26	▲	+62.5%	+10
	Felony	CF	23	▼	-23.3%	-7
	Motion - Protective Order	MP	12	▼	-36.8%	-7
	Violation of Protective Order	PV	10	▼	-80.8%	-42
	Non-Family Abuse Protective Order	AP	5	▲	+150.0%	+3
	Remand Support	RS	2	↔		-
	<b>Total</b>		<b>603</b>	<b>▲</b>	<b>6.5%</b>	<b>+37</b>
<b>Juvenile</b>	Custody Visitation	CV	345	▼	-9.0%	-34
	Traffic	T	48	▼	-15.8%	-9
	Misdemeanor	DM	47	▼	-7.8%	-4
	Felony	DF	29	▲	+61.1%	+11
	Foster Care Review	FC	23	▲	+64.3%	+9
	Non-Family Abuse Protective Order	AP	18	▲	+157.1%	+11
	Abuse and Neglect	AN	15	▼	-31.8%	-7
	Permanency Planning	PH	14	▼	-62.2%	-23
	Special Immigrant Juvenile Status	SI	10	▲	+100.0%	+5
	Entrustment	ET	9	▼	-57.1%	-12
	Show Cause	SC	9	▲	-	+9
	Child In Need of Services	CS	8	▼	-33.3%	-4
	Initial Foster Care	IF	8	▼	-20.0%	-2
	Paternity	PT	8	▲	+33.3%	+2
	Motion - Protective Order	MP	6	▲	+200.0%	+4
	Truancy	TR	5	▲	+66.7%	+2
	Voluntary Continuing Services and Support Agreem	VA	5	▲	+66.7%	+2
	Other	OT	4	▲	+100.0%	+2
	Status	ST	3	▲	+50.0%	+1
	Civil Violation	CI	2	↔		-
	Remand Custody	RC	2	▼	-50.0%	-2
	Remand Visitation	RV	2	▼	-50.0%	-2
	Terminate Parental Rights	TP	2	▼	-96.0%	-48
	Capias	CA	1	▲	-	+1
	Child at Risk	RI	1	▼	-87.5%	-7
	Emergency Custody Order	EC	1	▼	-66.7%	-2
	Family Abuse - Protective Order	FP	1	↔		-
	Temporary Detention Order	TD	1	▼	-75.0%	-3
	Qualified Residential Treatment	QR	0	▼	-100.0%	-1
		<b>Total</b>		<b>627</b>	<b>▼</b>	<b>-13.9%</b>
<b>GRAND TOTAL</b>			<b>1,230</b>	<b>▼</b>	<b>-4.9%</b>	<b>-64</b>

\* Compared to same time period as previous year

\*\* Case Type Categories are defined in the 2017 Virginia Judicial Workload Assessment

The data reported reflect the case management system. The case types reported may not necessitate judicial involvement.

Filings by Major Case Category\*\*

Category	Summary	Change	% Change	Absolute Change
Adult Criminal	253	▲		0
Child Dependency	77	▼	-53.6%	-89
Child in Need of Services/Supervision	13	▲	-13.3%	-2
Custody and Visitation	353	▲	-8.3%	-32
Delinquency	86	▲	+24.6%	+17
Juvenile Miscellaneous	3	▲	+50.0%	+1
New to Workload Study	12	▲	+71.4%	+5
Other	100	▼		0
Protective Orders	101	▲	+8.6%	+8
Support	184	▲	+25.2%	+37
Traffic	48	▼	-15.8%	-9
<b>GRAND TOTAL</b>	<b>1,230</b>	▼	-4.9%	-64

\* Compared to same time period as previous year

\*\* Case Type Categories are defined in the 2017 Virginia Judicial Workload Assessment

The data reported reflect the case management system. The case types reported may not necessitate judicial involvement.



2024 Overall GRAND TOTAL		Distribution of Caseload			Change*		Percentage (%) of Caseload		
<b>2,355</b> 	+97	<b>Adult</b>	1,306	55%	16.9% ▲	+189	<b>Adult</b>	49.5%	55.5%
	4.3%	<b>Juvenile</b>	1,049	45%	-8.1% ▼	-92	<b>Juvenile</b>	50.5%	44.5%
		<b>GRAND TOTAL</b>	<b>2,355</b>	100%	4.3% ▲	+97	<b>GRAND TOTAL</b>	100%	100%

Filings by Division & Code

Division	Case Type Description	Code	Summary	Change	% Change	Absolute Change
<b>Adult</b>	Misdemeanor	CM	301	▲	+49.8%	+100
	Show Cause	SC	278	▲	+71.6%	+116
	Other	OT	267	▼	+10.3%	+25
	Civil Support	VS	170	▼	-9.6%	-18
	Felony	CF	98	▼	-32.9%	-48
	Family Abuse - Protective Order	FP	68	▲	+11.5%	+7
	Capias	CA	59	▲	+5.4%	+3
	Violation of Protective Order	PV	30	▲	+36.4%	+8
	Motion - Protective Order	MP	17	▲	+41.7%	+5
	Remand Support	RS	10	▼	-16.7%	-2
	Non-Family Abuse Protective Order	AP	4	▼	-66.7%	-8
	Restricted License for Non-Support	SL	4	▲	-	+4
	Bond Forfeiture	BF	0	▼	-100.0%	-3
Total			<b>1,306</b>	▲	<b>16.9%</b>	<b>+189</b>
<b>Juvenile</b>	Custody Visitation	CV	684	▼	-17.0%	-140
	Traffic	T	91	▲	+54.2%	+32
	Misdemeanor	DM	64	▲	+14.3%	+8
	Permanency Planning	PH	23	▲	+76.9%	+10
	Felony	DF	22	▲	+10.0%	+2
	Remand Custody	RC	19	▲	+18.8%	+3
	Remand Visitation	RV	19	▲	+18.8%	+3
	Motion - Protective Order	MP	16	▲	+100.0%	+8
	Paternity	PT	16	▲	+33.3%	+4
	Abuse and Neglect	AN	14	▼	-22.2%	-4
	Child In Need of Services	CS	10	▼	-28.6%	-4
	Civil Violation	CI	10	▲	+11.1%	+1
	Foster Care Review	FC	10	▼	-16.7%	-2
	Temporary Detention Order	TD	9	▲	+50.0%	+3
	Non-Family Abuse Protective Order	AP	8	↔	-	-
	Initial Foster Care	IF	5	▼	-58.3%	-7
	Terminate Parental Rights	TP	5	↔	-	-
	Show Cause	SC	4	▲	+33.3%	+1
	Voluntary Continuing Services and Support Agreem	VA	4	↔	-	-
	Capias	CA	3	▲	+200.0%	+2
	Emergency Custody Order	EC	3	▲	-	+3
	Entrustment	ET	3	▲	-	+3
	Other	OT	3	↔	-	-
	Truancy	TR	3	▼	-80.0%	-12
	Status	ST	1	▼	-75.0%	-3
	Family Abuse - Protective Order	FP	0	▼	-100.0%	-2
	Relief of Custody	CR	0	▼	-100.0%	-1
	Total			<b>1,049</b>	▼	<b>-8.1%</b>
<b>GRAND TOTAL</b>			<b>2,355</b>	▲	<b>4.3%</b>	<b>+97</b>

\* Compared to same time period as previous year

\*\* Case Type Categories are defined in the 2017 Virginia Judicial Workload Assessment

The data reported reflect the case management system. The case types reported may not necessitate judicial involvement.

**Filings by Major Case Category\*\***

Category	Summary	Change	% Change	Absolute Change
Adult Criminal	606	▼	+18.4%	+94
Child Dependency	64	▲	-1.5%	-1
Child in Need of Services/Supervision	13	▼	-55.2%	-16
Custody and Visitation	700	▲	-16.3%	-136
Delinquency	93	▲	+16.3%	+13
Juvenile Miscellaneous	1	▼	-75.0%	-3
New to Workload Study	10	▲	+11.1%	+1
Other	330	▲	+11.9%	+35
Protective Orders	113	▼	+9.7%	+10
Support	334	▲	+25.6%	+68
Traffic	91	▲	+54.2%	+32
<b>GRAND TOTAL</b>	<b>2,355</b>	▲	4.3%	+97

\* Compared to same time period as previous year

\*\* Case Type Categories are defined in the 2017 Virginia Judicial Workload Assessment

The data reported reflect the case management system. The case types reported may not necessitate judicial involvement.

2024 Overall GRAND TOTAL		Distribution of Caseload		Change*		Percentage (%) of Caseload		
<b>771</b> +58 8.1% 	Adult Juvenile GRAND TOTAL	341	44%	4.0% ▲	+13	46.0%	44.2%	
		430	56%	11.7% ▲	+45	54.0%	55.8%	
		<b>771</b>	100%	8.1% ▲	+58	<b>100%</b>	<b>100%</b>	

Filings by Division & Code

Division	Case Type Description	Code	Summary	Change	% Change	Absolute Change
<b>Adult</b>	Show Cause	SC	101	▲	+20.2%	+17
	Civil Support	VS	73	▲	+40.4%	+21
	Misdemeanor	CM	61	▲	+13.0%	+7
	Other	OT	34	▼	-30.6%	-15
	Family Abuse - Protective Order	FP	23	▼	-32.4%	-11
	Felony	CF	23	▲	+35.3%	+6
	Capias	CA	11	▲	-35.3%	-6
	Motion - Protective Order	MP	7	▼	-12.5%	-1
	Non-Family Abuse Protective Order	AP	4	▼	-50.0%	-4
	Violation of Protective Order	PV	4	▼	-20.0%	-1
	<b>Total</b>		<b>341</b>	<b>▲</b>	<b>4.0%</b>	<b>+13</b>
<b>Juvenile</b>	Custody Visitation	CV	245	▼	-3.2%	-8
	Misdemeanor	DM	34	▲	+47.8%	+11
	Initial Foster Care	IF	29	▲	+222.2%	+20
	Abuse and Neglect	AN	26	▲	+73.3%	+11
	Permanency Planning	PH	22	▲	+37.5%	+6
	Terminate Parental Rights	TP	13	▲	+550.0%	+11
	Foster Care Review	FC	10	↔	-	-
	Traffic	T	10	▼	-37.5%	-6
	Paternity	PT	9	▲	+125.0%	+5
	Child In Need of Services	CS	7	▲	+75.0%	+3
	Civil Violation	CI	6	▲	-	+6
	Entrustment	ET	6	▲	-	+6
	Felony	DF	4	▼	-33.3%	-2
	Motion - Protective Order	MP	4	▲	+100.0%	+2
	Status	ST	3	▼	-66.7%	-6
	Family Abuse - Protective Order	FP	1	▲	-	+1
	Mental Commitment	MC	1	▲	-	+1
	Emancipation	EP	0	▼	-100.0%	-1
	Non-Family Abuse Protective Order	AP	0	▼	-100.0%	-9
	Relief of Custody	CR	0	▼	-100.0%	-1
	Show Cause	SC	0	▼	-100.0%	-2
	Truancy	TR	0	▼	-100.0%	-1
	Voluntary Continuing Services and Support Agreen	VA	0	▼	-100.0%	-2
	<b>Total</b>		<b>430</b>	<b>▲</b>	<b>11.7%</b>	<b>+45</b>
<b>GRAND TOTAL</b>			<b>771</b>	<b>▲</b>	<b>8.1%</b>	<b>+58</b>

Filings by Major Case Category\*\*

Category	Summary	Change	% Change	Absolute Change
Adult Criminal	128	▼	-19.0%	-30
Child Dependency	106	▲	+92.7%	+51
Child in Need of Services/Supervision	7	▼	-	0
Custody and Visitation	254	▲	-1.2%	-3
Delinquency	38	▲	+31.0%	+9
Juvenile Miscellaneous	3	▼	-70.0%	-7
New to Workload Study	6	▲	-	+6

\* Compared to same time period as previous year

\*\* Case Type Categories are defined in the 2017 Virginia Judicial Workload Assessment

The data reported reflect the case management system. The case types reported may not necessitate judicial involvement.

**CPSS - JCMS CASELOAD STATISTICS OF THE JUVENILE & DOMESTIC RELATIONS DISTRICT COURTS**  
 January 2024 thru December 2024 Filings (Compared to January 2023 thru December 2023)

**Madison**

District: 16 FIPS: 113

Other	35	▲	-28.6%	-14
Protective Orders	39	▲	-36.1%	-22
Support	145	▲	+104.2%	+74
Traffic	10	▼	-37.5%	-6
<b>GRAND TOTAL</b>	<b>771</b>	▲	8.1%	+58

\* Compared to same time period as previous year

\*\* Case Type Categories are defined in the 2017 Virginia Judicial Workload Assessment

The data reported reflect the case management system. The case types reported may not necessitate judicial involvement.

2024 Overall GRAND TOTAL		Distribution of Caseload			Change*		Percentage (%) of Caseload		
<b>2,207</b> 	-87 -3.8%	<b>Adult</b>	1,146	52%	-1.1% ▼	-13	<b>Adult</b>	50.5%	51.9%
		<b>Juvenile</b>	1,061	48%	-6.5% ▼	-74	<b>Juvenile</b>	49.5%	48.1%
		<b>GRAND TOTAL</b>	<b>2,207</b>	100%	-3.8% ▼	-87	<b>GRAND TOTAL</b>	100%	100%

Filings by Division & Code

Division	Case Type Description	Code	Summary	Change	% Change	Absolute Change
<b>Adult</b>	Show Cause	SC	273	▲	+4.2%	+11
	Civil Support	VS	261	▲	+9.2%	+22
	Misdemeanor	CM	189	▼	-12.5%	-27
	Other	OT	147	▼	-26.1%	-52
	Family Abuse - Protective Order	FP	98	▲	+7.7%	+7
	Felony	CF	69	▲	+40.8%	+20
	Capias	CA	63	▲	+21.2%	+11
	Motion - Protective Order	MP	14	▼	-6.7%	-1
	Non-Family Abuse Protective Order	AP	12	▼	-7.7%	-1
	Remand Support	RS	9	▼	-30.8%	-4
	Violation of Protective Order	PV	8	▲	+60.0%	+3
	Bond Forfeiture	BF	1	▼	-50.0%	-1
	Restricted License for Non-Support	SL	1	▼	-50.0%	-1
	Return of Desposit (Bondsman)	RD	1	▲	-	+1
	Protective Order	PC	0	▼	-100.0%	-1
	<b>Total</b>		<b>1,146</b>	▼	<b>-1.1%</b>	<b>-13</b>
<b>Juvenile</b>	Custody Visitation	CV	697	▼	-5.3%	-39
	Misdemeanor	DM	72	▲	+18.0%	+11
	Permanency Planning	PH	30	▼	-31.8%	-14
	Status	ST	30	▲	+15.4%	+4
	Child In Need of Services	CS	29	▼	-3.3%	-1
	Traffic	T	28	▲	+55.6%	+10
	Felony	DF	27	▼	-52.6%	-30
	Foster Care Review	FC	22	▲	+57.1%	+8
	Voluntary Continuing Services and Support Agree	VA	17	▲	+112.5%	+9
	Terminate Parental Rights	TP	14	▲	+133.3%	+8
	Paternity	PT	13	▲	+62.5%	+5
	Truancy	TR	13	▲	+8.3%	+1
	Remand Custody	RC	10	▼	-41.2%	-7
	Remand Visitation	RV	10	▼	-41.2%	-7
	Civil Violation	CI	9	↔	-	-
	Initial Foster Care	IF	9	▼	-25.0%	-3
	Abuse and Neglect	AN	7	▼	-56.3%	-9
	Other	OT	7	▲	+75.0%	+3
	Temporary Detention Order	TD	6	▼	-62.5%	-10
	Capias	CA	2	▲	-	+2
	Emergency Custody Order	EC	2	▲	+100.0%	+1
	Motion - Protective Order	MP	2	▼	-33.3%	-1
	Non-Family Abuse Protective Order	AP	2	▼	-83.3%	-10
	Special Immigrant Juvenile Status	SI	2	▲	-	+2
	Emancipation	EP	1	▲	-	+1
	Family Abuse - Protective Order	FP	0	▼	-100.0%	-2
	Qualified Residential Treatment	QR	0	▼	-100.0%	-6
		<b>Total</b>		<b>1,061</b>	▼	<b>-6.5%</b>
	<b>GRAND TOTAL</b>		<b>2,207</b>	▼	<b>-3.8%</b>	<b>-87</b>

\* Compared to same time period as previous year

\*\* Case Type Categories are defined in the 2017 Virginia Judicial Workload Assessment

The data reported reflect the case management system. The case types reported may not necessitate judicial involvement.

**Filings by Major Case Category\*\***

Category	Summary	Change	% Change	Absolute Change
Adult Criminal	504	▼	-1.0%	-5
Child Dependency	99	▲	-6.6%	-7
Child in Need of Services/Supervision	42	▲		0
Custody and Visitation	710	▲	-4.6%	-34
Delinquency	101	▲	-14.4%	-17
Juvenile Miscellaneous	31	▲	+19.2%	+5
New to Workload Study	11	▲	+22.2%	+2
Other	192	▲	-28.1%	-75
Protective Orders	128	▼	-5.9%	-8
Support	361	▲	+13.2%	+42
Traffic	28	▲	+55.6%	+10
<b>GRAND TOTAL</b>	<b>2,207</b>	▼	-3.8%	-87

\* Compared to same time period as previous year

\*\* Case Type Categories are defined in the 2017 Virginia Judicial Workload Assessment

The data reported reflect the case management system. The case types reported may not necessitate judicial involvement.

2024 Overall GRAND TOTAL		Distribution of Caseload			Change*		Percentage (%) of Caseload		
<b>4,653</b> 	+58 1.3%	<b>Adult</b>	2,134	46%	1.6% ▲	+34	<b>Adult</b>	45.7%	45.9%
		<b>Juvenile</b>	2,519	54%	1.0% ▲	+24	<b>Juvenile</b>	54.3%	54.1%
		<b>GRAND TOTAL</b>	<b>4,653</b>	100%	1.3% ▲	+58	<b>GRAND TOTAL</b>	100%	100%

Filings by Division & Code

Division	Case Type Description	Code	Summary	Change	% Change	Absolute Change	
<b>Adult</b>	Misdemeanor	CM	528	▲	+1.9%	+10	
	Civil Support	VS	422	▲	+8.5%	+33	
	Show Cause	SC	315	▲	+7.1%	+21	
	Other	OT	307	▼	-9.4%	-32	
	Felony	CF	263	▲	+53.8%	+92	
	Family Abuse - Protective Order	FP	144	▼	-10.6%	-17	
	Capias	CA	121	▼	-42.1%	-88	
	Motion - Protective Order	MP	21	▲	+250.0%	+15	
	Non-Family Abuse Protective Order	AP	9	▲	+12.5%	+1	
	Violation of Protective Order	PV	3	▲	-	+3	
	Protective Order	PC	1	▲	-	+1	
	Emergency Custody Order	EC	0	▼	-100.0%	-1	
	Restricted License for Non-Support	SL	0	▼	-100.0%	-3	
	Violation Family Abuse Protective Order	PS	0	▼	-100.0%	-1	
	<b>Total</b>		<b>2,134</b>	<b>▲</b>	<b>1.6%</b>	<b>+34</b>	
<b>Juvenile</b>	Custody Visitation	CV	838	▲	+0.4%	+3	
	Misdemeanor	DM	367	▲	+10.9%	+36	
	Felony	DF	262	▲	+50.6%	+88	
	Civil Violation	CI	212	↔	-	-	
	Status	ST	120	▼	-66.7%	-240	
	Abuse and Neglect	AN	107	↔	-	-	
	Traffic	T	80	▲	+3.9%	+3	
	Show Cause	SC	73	▼	-27.0%	-27	
	Truancy	TR	73	▲	+69.8%	+30	
	Child In Need of Services	CS	58	▲	+34.9%	+15	
	Special Immigrant Juvenile Status	SI	56	▲	+1,766.7%	+53	
	Paternity	PT	54	▲	+100.0%	+27	
	Non-Family Abuse Protective Order	AP	50	▲	+100.0%	+25	
	Permanency Planning	PH	47	▲	+42.4%	+14	
	Foster Care Review	FC	37	▼	-7.5%	-3	
	Initial Foster Care	IF	29	▲	+16.0%	+4	
	Terminate Parental Rights	TP	21	▲	+90.9%	+10	
	Capias	CA	11	▼	-26.7%	-4	
	Voluntary Continuing Services and Support Agreen	VA	7	▲	+133.3%	+4	
	Entrustment	ET	6	▲	+200.0%	+4	
	Motion - Protective Order	MP	4	▼	-33.3%	-2	
	Temporary Detention Order	TD	2	▼	-88.2%	-15	
	Emancipation	EP	1	▲	-	+1	
	Emergency Custody Order	EC	1	▼	-66.7%	-2	
	Family Abuse - Protective Order	FP	1	▲	-	+1	
	Mental Commitment	MC	1	▲	-	+1	
	Relief of Custody	CR	1	▲	-	+1	
	Other	OT	0	▼	-100.0%	-2	
	Remand Custody	RC	0	▼	-100.0%	-1	
		<b>Total</b>		<b>2,519</b>	<b>▲</b>	<b>1.0%</b>	<b>+24</b>
		<b>GRAND TOTAL</b>		<b>4,653</b>	<b>▲</b>	<b>1.3%</b>	<b>+58</b>

\* Compared to same time period as previous year

\*\* Case Type Categories are defined in the 2017 Virginia Judicial Workload Assessment

The data reported reflect the case management system. The case types reported may not necessitate judicial involvement.

Filings by Major Case Category\*\*

Category	Summary	Change	% Change	Absolute Change
Adult Criminal	1,087	▲	-0.9%	-10
Child Dependency	255	▲	+15.4%	+34
Child in Need of Services/Supervision	143	▲	+44.4%	+44
Custody and Visitation	892	▲	+3.5%	+30
Delinquency	701	▲	+15.5%	+94
Juvenile Miscellaneous	121	▲	-66.4%	-239
New to Workload Study	268	▲	+24.7%	+53
Other	311	▲	-14.3%	-52
Protective Orders	229	▲	+11.2%	+23
Support	566	▼	+16.0%	+78
Traffic	80	▲	+3.9%	+3
<b>GRAND TOTAL</b>	<b>4,653</b>	▲	1.3%	+58

\* Compared to same time period as previous year

\*\* Case Type Categories are defined in the 2017 Virginia Judicial Workload Assessment

The data reported reflect the case management system. The case types reported may not necessitate judicial involvement.



2024 Overall GRAND TOTAL		Distribution of Caseload		Change*		Percentage (%) of Caseload			
<b>118</b> -17 -12.6% 		<b>Adult</b>	44	37%	-31.3% ▼	-20	<b>Adult</b>	47.4%	37.3%
		<b>Juvenile</b>	74	63%	4.2% ▲	+3	<b>Juvenile</b>	52.6%	62.7%
		<b>GRAND TOTAL</b>	<b>118</b>	100%	-12.6% ▼	-17	<b>GRAND TOTAL</b>	100%	100%

Filings by Division & Code

Division	Case Type Description	Code	Summary	Change	% Change	Absolute Change
<b>Adult</b>	Other	OT	14	▲	+55.6%	+5
	Misdemeanor	CM	13	▲	+18.2%	+2
	Family Abuse - Protective Order	FP	6	▲	+500.0%	+5
	Civil Support	VS	3	▼	-80.0%	-12
	Felony	CF	2	▼	-83.3%	-10
	Motion - Protective Order	MP	2	▲	-	+2
	Show Cause	SC	2	▼	-80.0%	-8
	Capias	CA	1	▼	-83.3%	-5
	Non-Family Abuse Protective Order	AP	1	▲	-	+1
		<b>Total</b>		<b>44</b>	▼	<b>-31.3%</b>
<b>Juvenile</b>	Custody Visitation	CV	15	▼	-11.8%	-2
	Misdemeanor	DM	14	▼	-6.7%	-1
	Traffic	T	14	▲	+27.3%	+3
	Abuse and Neglect	AN	9	▲	+200.0%	+6
	Status	ST	9	▼	-10.0%	-1
	Felony	DF	6	▼	-14.3%	-1
	Special Immigrant Juvenile Status	SI	2	▼	-33.3%	-1
	Child In Need of Services	CS	1	↔	-	-
	Foster Care Review	FC	1	▲	-	+1
	Paternity	PT	1	▲	-	+1
	Truancy	TR	1	↔	-	-
	Voluntary Continuing Services and Support Agreen	VA	1	▲	-	+1
	Non-Family Abuse Protective Order	AP	0	▼	-100.0%	-2
	Permanency Planning	PH	0	▼	-100.0%	-1
		<b>Total</b>		<b>74</b>	▲	<b>4.2%</b>
<b>GRAND TOTAL</b>			<b>118</b>	▼	<b>-12.6%</b>	<b>-17</b>

Filings by Major Case Category\*\*

Category	Summary	Change	% Change	Absolute Change	
Adult Criminal	18	▼	-52.6%	-20	
Child Dependency	11	▲	+175.0%	+7	
Child in Need of Services/Supervision	2	↔	-	0	
Custody and Visitation	16	▲	-5.9%	-1	
Delinquency	20	▼	-9.1%	-2	
Juvenile Miscellaneous	9	▼	-10.0%	-1	
New to Workload Study	2	▼	-33.3%	-1	
Other	14	▲	+55.6%	+5	
Protective Orders	9	▲	+200.0%	+6	
Support	3	▼	-81.3%	-13	
Traffic	14	▲	+27.3%	+3	
<b>GRAND TOTAL</b>		<b>118</b>	▼	<b>-12.6%</b>	<b>-17</b>

\* Compared to same time period as previous year

\*\* Case Type Categories are defined in the 2017 Virginia Judicial Workload Assessment

The data reported reflect the case management system. The case types reported may not necessitate judicial involvement.

2024 Overall GRAND TOTAL		Distribution of Caseload			Change*		Percentage (%) of Caseload		
<b>4,074</b> -416 -9.3% 		<b>Adult</b>	2,030	50%	-9.0% ▼	-201	<b>Adult</b>	49.7%	49.8%
		<b>Juvenile</b>	2,044	50%	-9.5% ▼	-215	<b>Juvenile</b>	50.3%	50.2%
		<b>GRAND TOTAL</b>	<b>4,074</b>	100%	-9.3% ▼	-416	<b>GRAND TOTAL</b>	100%	100%

Filings by Division & Code

Division	Case Type Description	Code	Summary	Change	% Change	Absolute Change
<b>Adult</b>	Other	OT	508	▼	-16.7%	-102
	Misdemeanor	CM	490	▼	-18.1%	-108
	Civil Support	VS	424	▲	+15.5%	+57
	Family Abuse - Protective Order	FP	187	▲	+16.1%	+26
	Felony	CF	146	▼	-13.6%	-23
	Show Cause	SC	116	▼	-7.9%	-10
	Capias	CA	84	▼	-25.7%	-29
	Protective Order	PC	24	▼	-44.2%	-19
	Bond Forfeiture	BF	18	▲	-	+18
	Motion - Protective Order	MP	14	↔	-	-
	Violation of Protective Order	PV	8	▼	-42.9%	-6
	Non-Family Abuse Protective Order	AP	7	▼	-41.7%	-5
	Remand Support	RS	2	▲	+100.0%	+1
	Restricted License for Non-Support	SL	2	▼	-33.3%	-1
	<b>Total</b>		<b>2,030</b>	▼	<b>-9.0%</b>	<b>-201</b>
<b>Juvenile</b>	Custody Visitation	CV	983	▼	-13.4%	-152
	Misdemeanor	DM	289	▲	+10.7%	+28
	Status	ST	167	▼	-28.6%	-67
	Felony	DF	128	▼	-19.0%	-30
	Traffic	T	56	▲	+3.7%	+2
	Permanency Planning	PH	50	▲	+16.3%	+7
	Paternity	PT	47	▲	+67.9%	+19
	Motion - Protective Order	MP	44	▲	+69.2%	+18
	Foster Care Review	FC	40	▼	-31.0%	-18
	Other	OT	37	▲	+60.9%	+14
	Non-Family Abuse Protective Order	AP	29	▲	+26.1%	+6
	Abuse and Neglect	AN	26	▼	-58.7%	-37
	Special Immigrant Juvenile Status	SI	21	▲	+90.9%	+10
	Terminate Parental Rights	TP	20	▲	+100.0%	+10
	Truancy	TR	20	▼	-31.0%	-9
	Initial Foster Care	IF	17	▼	-29.2%	-7
	Temporary Detention Order	TD	17	▼	-5.6%	-1
	Show Cause	SC	12	▲	+100.0%	+6
	Voluntary Continuing Services and Support Agreen	VA	10	▲	+100.0%	+5
	Emergency Custody Order	EC	9	▼	-43.8%	-7
	Civil Violation	CI	8	▼	-33.3%	-4
	Child In Need of Services	CS	3	▲	+50.0%	+1
	Entrustment	ET	2	▼	-33.3%	-1
	Family Abuse - Protective Order	FP	2	▲	-	+2
	Mental Commitment	MC	2	▲	-	+2
	Protective Order	PC	2	↔	-	-
	Relief of Custody	CR	2	▼	-60.0%	-3
	Emancipation	EP	1	↔	-	-
	Capias	CA	0	▼	-100.0%	-1
	Juvenile Support	JS	0	▼	-100.0%	-1
	Qualified Residential Treatment	QR	0	▼	-100.0%	-3
	Remand Custody	RC	0	▼	-100.0%	-2
	Remand Visitation	RV	0	▼	-100.0%	-2
		<b>Total</b>		<b>2,044</b>	▼	<b>-9.5%</b>
	<b>GRAND TOTAL</b>		<b>4,074</b>	▼	<b>-9.3%</b>	<b>-416</b>

\* Compared to same time period as previous year

\*\* Case Type Categories are defined in the 2017 Virginia Judicial Workload Assessment

The data reported reflect the case management system. The case types reported may not necessitate judicial involvement.

Filings by Major Case Category\*\*

Category	Summary	Change	% Change	Absolute Change
Adult Criminal	844	▲	-15.6%	-156
Child Dependency	167	▼	-22.0%	-47
Child in Need of Services/Supervision	25	▲	-24.2%	-8
Custody and Visitation	1,030	▲	-11.4%	-133
Delinquency	429	▲	+0.7%	+3
Juvenile Miscellaneous	168	▼	-28.5%	-67
New to Workload Study	29	▲	+26.1%	+6
Other	575	▲	-14.4%	-97
Protective Orders	283	▲	+19.9%	+47
Support	468	▼	+7.8%	+34
Traffic	56	▲	+3.7%	+2
<b>GRAND TOTAL</b>	<b>4,074</b>	▼	-9.3%	-416

\* Compared to same time period as previous year

\*\* Case Type Categories are defined in the 2017 Virginia Judicial Workload Assessment

The data reported reflect the case management system. The case types reported may not necessitate judicial involvement.

2024 Overall GRAND TOTAL		Distribution of Caseload			Change*		Percentage (%) of Caseload		
<b>24,948</b>	-1,991 -7.4%	<b>Adult</b>	11,626	47%	-9.5% ▼	-1,225	<b>Adult</b>	47.7%	46.6%
		<b>Juvenile</b>	13,322	53%	-5.4% ▼	-766	<b>Juvenile</b>	52.3%	53.4%
		<b>GRAND TOTAL</b>	<b>24,948</b>	100%	-7.4% ▼	-1,991	<b>GRAND TOTAL</b>	100%	100%

Filings by Division & Code

Division	Case Type Description	Code	Summary	Change	% Change	Absolute Change
<b>Adult</b>	Misdemeanor	CM	2,995	▼	-0.1%	-3
	Civil Support	VS	2,242	▼	-10.5%	-263
	Other	OT	2,128	▼	-31.4%	-972
	Felony	CF	1,232	▲	+13.9%	+150
	Show Cause	SC	1,223	▼	-4.8%	-62
	Family Abuse - Protective Order	FP	1,138	▲	+5.0%	+54
	Capias	CA	484	▼	-16.8%	-98
	Protective Order	PC	59	▲	+13.5%	+7
	Remand Support	RS	55	▼	-14.1%	-9
	Non-Family Abuse Protective Order	AP	44	▼	-10.2%	-5
	Violation of Protective Order	PV	15	▼	-34.8%	-8
	Violation Family Abuse Protective Order	PS	6	▲	+50.0%	+2
	Motion - Protective Order	MP	3	▼	-25.0%	-1
	Criminal Support	CS	1	▲	-	+1
	Restricted License for Non-Support	SL	1	▲	-	+1
Bond Forfeiture	BF	0	▼	-100.0%	-19	
	<b>Total</b>		<b>11,626</b>	▼	<b>-9.5%</b>	<b>-1,225</b>
<b>Juvenile</b>	Custody Visitation	CV	5,661	▼	-5.9%	-357
	Status	ST	1,747	▼	-17.3%	-366
	Misdemeanor	DM	1,581	▼	-7.6%	-130
	Traffic	T	1,115	▼	-7.5%	-91
	Felony	DF	825	▲	+1.4%	+11
	Special Immigrant Juvenile Status	SI	503	▲	+62.3%	+193
	Temporary Detention Order	TD	262	▲	+19.6%	+43
	Paternity	PT	253	▲	+16.6%	+36
	Abuse and Neglect	AN	212	▼	-3.6%	-8
	Permanency Planning	PH	173	▲	+13.8%	+21
	Show Cause	SC	164	▼	-5.2%	-9
	Foster Care Review	FC	160	▲	+10.3%	+15
	Capias	CA	120	▼	-24.1%	-38
	Initial Foster Care	IF	103	▲	+17.0%	+15
	Remand Custody	RC	70	▲	+27.3%	+15
	Remand Visitation	RV	69	▲	+27.8%	+15
	Non-Family Abuse Protective Order	AP	62	▼	-24.4%	-20
	Terminate Parental Rights	TP	60	▼	-13.0%	-9
	Civil Violation	CI	47	▼	-38.2%	-29
	Truancy	TR	35	▼	-50.0%	-35
	Voluntary Continuing Services and Support Agree	VA	30	▲	+20.0%	+5
	Emergency Custody Order	EC	27	▼	-15.6%	-5
	Other	OT	11	▲	+57.1%	+4
	Child In Need of Services	CS	9	▼	-57.1%	-12
	Family Abuse - Protective Order	FP	7	▼	-58.8%	-10
	Entrustment	ET	4	↔	-	-
	Motion - Protective Order	MP	4	▼	-60.0%	-6
	Emancipation	EP	3	▼	-40.0%	-2
	Violation Family Abuse Protective Order	PS	3	▲	-	+3
	Protective Order	PC	2	▼	-84.6%	-11
	Child at Risk	RI	0	▼	-100.0%	-1
	Qualified Residential Treatment	QR	0	▼	-100.0%	-2
	Relief of Custody	CR	0	▼	-100.0%	-1
	<b>Total</b>		<b>13,322</b>	▼	<b>-5.4%</b>	<b>-766</b>

\* Compared to same time period as previous year

\*\* Case Type Categories are defined in the 2017 Virginia Judicial Workload Assessment

The data reported reflect the case management system. The case types reported may not necessitate judicial involvement.

	Summary	Change	% Change	Absolute Change
<b>GRAND TOTAL</b>	<b>24,948</b>	▼	-7.4%	-1,991




Filings by Major Case Category\*\*

Category	Summary	Change	% Change	Absolute Change
Adult Criminal	5,329	▼	-1.0%	-56
Child Dependency	742	▼	+5.0%	+35
Child in Need of Services/Supervision	51	▼	-49.5%	-50
Custody and Visitation	5,924	▼	-5.2%	-328
Delinquency	2,678	▲	-5.8%	-164
Juvenile Miscellaneous	1,750	▼	-17.4%	-368
New to Workload Study	550	▲	+42.5%	+164
Other	2,622	▲	-25.7%	-909
Protective Orders	1,258	▼	+1.0%	+12
Support	2,929	▲	-7.5%	-236
Traffic	1,115	▼	-7.5%	-91
<b>GRAND TOTAL</b>	<b>24,948</b>	▼	-7.4%	-1,991

\* Compared to same time period as previous year

\*\* Case Type Categories are defined in the 2017 Virginia Judicial Workload Assessment

The data reported reflect the case management system. The case types reported may not necessitate judicial involvement.

2024 Overall GRAND TOTAL		Distribution of Caseload		Change*		Percentage (%) of Caseload			
<b>2,526</b>	-139 -5.2%	<b>Adult</b>	1,075	43%	-8.4% ▼	-99	<b>Adult</b>	44.1%	42.6%
2024 		<b>Juvenile</b>	1,451	57%	-2.7% ▼	-40	<b>Juvenile</b>	55.9%	57.4%
2023 		<b>GRAND TOTAL</b>	<b>2,526</b>	100%	-5.2% ▼	-139	<b>GRAND TOTAL</b>	100%	100%

Filings by Division & Code

Division	Case Type Description	Code	Summary	Change	% Change	Absolute Change
<b>Adult</b>	Civil Support	VS	251	▼	-13.7%	-40
	Misdemeanor	CM	219	▼	-12.0%	-30
	Show Cause	SC	201	▲	+22.6%	+37
	Other	OT	112	▼	-24.8%	-37
	Family Abuse - Protective Order	FP	100	▲	+1.0%	+1
	Felony	CF	62	▼	-44.1%	-49
	Capias	CA	57	▼	+7.5%	+4
	Motion - Protective Order	MP	34	▼	-2.9%	-1
	Remand Support	RS	27	▲	+125.0%	+15
	Violation of Protective Order	PV	9	▲	+350.0%	+7
	Non-Family Abuse Protective Order	AP	2	▼	-75.0%	-6
	Protective Order	PC	1	▲	-	+1
	Criminal Support	CS	0	▼	-100.0%	-1
		<b>Total</b>		<b>1,075</b>	▼	<b>-8.4%</b>
<b>Juvenile</b>	Custody Visitation	CV	849	↔	-	-
	Misdemeanor	DM	167	▼	-6.2%	-11
	Traffic	T	112	▼	-20.6%	-29
	Abuse and Neglect	AN	41	▲	+17.1%	+6
	Felony	DF	37	▼	-47.1%	-33
	Motion - Protective Order	MP	34	▲	+183.3%	+22
	Remand Custody	RC	32	▲	+68.4%	+13
	Foster Care Review	FC	31	▲	+55.0%	+11
	Remand Visitation	RV	31	▲	+55.0%	+11
	Initial Foster Care	IF	21	▲	+75.0%	+9
	Child In Need of Services	CS	11	↔	-	-
	Permanency Planning	PH	10	▼	-64.3%	-18
	Status	ST	9	▼	-10.0%	-1
	Other	OT	8	▲	+166.7%	+5
	Truancy	TR	8	▼	-11.1%	-1
	Civil Violation	CI	7	▼	-12.5%	-1
	Terminate Parental Rights	TP	7	▼	-75.0%	-21
	Non-Family Abuse Protective Order	AP	6	↔	-	-
	Voluntary Continuing Services and Support Agreem	VA	6	▲	+500.0%	+5
	Relief of Custody	CR	5	▲	+400.0%	+4
	Child at Risk	RI	4	▲	-	+4
	Entrustment	ET	4	▼	-50.0%	-4
	Family Abuse - Protective Order	FP	3	▲	-	+3
	Temporary Detention Order	TD	3	▼	-50.0%	-3
	Paternity	PT	2	▼	-75.0%	-6
	Emergency Custody Order	EC	1	▼	-50.0%	-1
	Show Cause	SC	1	↔	-	-
	Violation of Protective Order	PV	1	▲	-	+1
	Capias	CA	0	▼	-100.0%	-1
	Emancipation	EP	0	▼	-100.0%	-1
	Juvenile Support	JS	0	▼	-100.0%	-1
	Mental Commitment	MC	0	▼	-100.0%	-1
	Qualified Residential Treatment	QR	0	▼	-100.0%	-1
		<b>Total</b>		<b>1,451</b>	▼	<b>-2.7%</b>
	<b>GRAND TOTAL</b>		<b>2,526</b>	▼	<b>-5.2%</b>	<b>-139</b>

\* Compared to same time period as previous year

\*\* Case Type Categories are defined in the 2017 Virginia Judicial Workload Assessment

The data reported reflect the case management system. The case types reported may not necessitate judicial involvement.

Filings by Major Case Category\*\*

Category	Summary	Change	% Change	Absolute Change
Adult Criminal	468	▲	-10.0%	-52
Child Dependency	129	▲	-3.7%	-5
Child in Need of Services/Supervision	19	▼	-5.0%	-1
Custody and Visitation	851	▼	-0.7%	-6
Delinquency	206	▲	-17.6%	-44
Juvenile Miscellaneous	9	▼	-18.2%	-2
New to Workload Study	7	▼	-12.5%	-1
Other	214	▲	+0.9%	+2
Protective Orders	179	▲	+11.9%	+19
Support	332	▼	-5.7%	-20
Traffic	112	▼	-20.6%	-29
<b>GRAND TOTAL</b>	<b>2,526</b>	▼	-5.2%	-139

\* Compared to same time period as previous year

\*\* Case Type Categories are defined in the 2017 Virginia Judicial Workload Assessment

The data reported reflect the case management system. The case types reported may not necessitate judicial involvement.

2024 Overall GRAND TOTAL		Distribution of Caseload			Change*		Percentage (%) of Caseload		
<b>6,876</b> 	+95	<b>Adult</b>	3,187	46%	-5.4% ▼	-181	<b>Adult</b>	49.7%	46.3%
	1.4%	<b>Juvenile</b>	3,689	54%	8.1% ▲	+276	<b>Juvenile</b>	50.3%	53.7%
		<b>GRAND TOTAL</b>	<b>6,876</b>	100%	1.4% ▲	+95	<b>GRAND TOTAL</b>	100%	100%

Filings by Division & Code

Division	Case Type Description	Code	Summary	Change	% Change	Absolute Change	
<b>Adult</b>	Misdemeanor	CM	744	▼	-9.3%	-76	
	Civil Support	VS	524	▼	-9.7%	-56	
	Show Cause	SC	505	▲	+9.3%	+43	
	Other	OT	496	▼	-11.1%	-62	
	Family Abuse - Protective Order	FP	288	▼	-16.3%	-56	
	Felony	CF	285	▲	+0.4%	+1	
	Capias	CA	206	▲	+9.0%	+17	
	Motion - Protective Order	MP	58	▲	+11.5%	+6	
	Violation of Protective Order	PV	46	▲	+187.5%	+30	
	Remand Support	RS	25	▼	-51.9%	-27	
	Non-Family Abuse Protective Order	AP	7	▼	-30.0%	-3	
	Restricted License for Non-Support	SL	2	▲	+100.0%	+1	
	Violation Family Abuse Protective Order	PS	1	▲	-	+1	
	Total			<b>3,187</b>	▼	<b>-5.4%</b>	<b>-181</b>
<b>Juvenile</b>	Custody Visitation	CV	1,610	▲	+7.0%	+106	
	Misdemeanor	DM	713	▲	+30.8%	+168	
	Traffic	T	666	▼	-11.1%	-83	
	Felony	DF	210	▲	+23.5%	+40	
	Mental Commitment	MC	48	▲	+50.0%	+16	
	Temporary Detention Order	TD	44	▼	-2.2%	-1	
	Foster Care Review	FC	42	▲	+68.0%	+17	
	Terminate Parental Rights	TP	38	▲	+192.3%	+25	
	Permanency Planning	PH	32	▼	-8.6%	-3	
	Remand Visitation	RV	31	▼	-26.2%	-11	
	Status	ST	31	▲	+6.9%	+2	
	Remand Custody	RC	30	▼	-28.6%	-12	
	Abuse and Neglect	AN	26	▼	-10.3%	-3	
	Initial Foster Care	IF	26	▲	+160.0%	+16	
	Paternity	PT	26	▲	+18.2%	+4	
	Show Cause	SC	20	↔	-	-	
	Truancy	TR	20	▲	+150.0%	+12	
	Emergency Custody Order	EC	16	↔	-	-	
	Motion - Protective Order	MP	16	▲	+100.0%	+8	
	Non-Family Abuse Protective Order	AP	15	▼	-40.0%	-10	
	Child In Need of Services	CS	14	▲	+133.3%	+8	
	Capias	CA	6	▼	-57.1%	-8	
	Voluntary Continuing Services and Support Agree	VA	3	↔	-	-	
	Civil Violation	CI	2	▼	-71.4%	-5	
	Child at Risk	RI	1	▲	-	+1	
	Family Abuse - Protective Order	FP	1	↔	-	-	
	Other	OT	1	▼	-66.7%	-2	
	Relief of Custody	CR	1	▼	-50.0%	-1	
	Entrustment	ET	0	▼	-100.0%	-4	
	Qualified Residential Treatment	QR	0	▼	-100.0%	-4	
	Total			<b>3,689</b>	▲	<b>8.1%</b>	<b>+276</b>
	<b>GRAND TOTAL</b>			<b>6,876</b>	▲	<b>1.4%</b>	<b>+95</b>

\* Compared to same time period as previous year

\*\* Case Type Categories are defined in the 2017 Virginia Judicial Workload Assessment

The data reported reflect the case management system. The case types reported may not necessitate judicial involvement.



Filings by Major Case Category\*\*

Category	Summary	Change	% Change	Absolute Change
Adult Criminal	1,595	▲	-1.7%	-27
Child Dependency	169	▲	+35.2%	+44
Child in Need of Services/Supervision	34	▲	+142.9%	+20
Custody and Visitation	1,636	▲	+7.2%	+110
Delinquency	949	▼	+26.7%	+200
Juvenile Miscellaneous	31	▲	+6.9%	+2
New to Workload Study	2	▼	-71.4%	-5
Other	691	▼	-12.5%	-99
Protective Orders	385	▲	-12.5%	-55
Support	718	▲	-1.6%	-12
Traffic	666	▼	-11.1%	-83
<b>GRAND TOTAL</b>	<b>6,876</b>	▲	1.4%	+95

\* Compared to same time period as previous year

\*\* Case Type Categories are defined in the 2017 Virginia Judicial Workload Assessment

The data reported reflect the case management system. The case types reported may not necessitate judicial involvement.

2024 Overall GRAND TOTAL		Distribution of Caseload		Change*		Percentage (%) of Caseload			
<b>314</b> 	+2 0.6%	<b>Adult</b>	137	44%	-0.7% ▼	-1	<b>Adult</b>	44.2%	43.6%
		<b>Juvenile</b>	177	56%	1.7% ▲	+3	<b>Juvenile</b>	55.8%	56.4%
		<b>GRAND TOTAL</b>	<b>314</b>	100%	0.6% ▲	+2	<b>GRAND TOTAL</b>	100%	100%

**Filings by Division & Code**

Division	Case Type Description	Code	Summary	Change	% Change	Absolute Change
<b>Adult</b>	Misdemeanor	CM	31	▼	-24.4%	-10
	Civil Support	VS	30	▲	+57.9%	+11
	Felony	CF	22	▼	-12.0%	-3
	Other	OT	20	▼	-25.9%	-7
	Show Cause	SC	16	▲	+166.7%	+10
	Family Abuse - Protective Order	FP	8	▼	-11.1%	-1
	Capias	CA	4	▲	-	-
	Remand Support	RS	3	▲	+50.0%	+1
	Motion - Protective Order	MP	2	▲	-	+2
	Violation of Protective Order	PV	1	↔	-	-
	Non-Family Abuse Protective Order	AP	0	▼	-100.0%	-3
	Protective Order	PC	0	▼	-100.0%	-1
		<b>Total</b>		<b>137</b>	▼	<b>-0.7%</b>
<b>Juvenile</b>	Custody Visitation	CV	86	▼	-19.6%	-21
	Traffic	T	35	▲	+59.1%	+13
	Misdemeanor	DM	24	▼	-20.0%	-6
	Remand Custody	RC	6	▲	+200.0%	+4
	Remand Visitation	RV	6	▲	+200.0%	+4
	Child In Need of Services	CS	5	▲	-	+5
	Felony	DF	4	↔	-	-
	Initial Foster Care	IF	3	▲	-	+3
	Child at Risk	RI	2	▲	-	+2
	Non-Family Abuse Protective Order	AP	2	▲	-	+2
	Capias	CA	1	▲	-	+1
	Foster Care Review	FC	1	↔	-	-
	Paternity	PT	1	▲	-	+1
	Status	ST	1	▲	-50.0%	-1
	Civil Violation	CI	0	▼	-100.0%	-1
	Show Cause	SC	0	▼	-100.0%	-1
	Special Immigrant Juvenile Status	SI	0	▼	-100.0%	-2
		<b>Total</b>		<b>177</b>	▲	<b>1.7%</b>
<b>GRAND TOTAL</b>			<b>314</b>	▲	<b>0.6%</b>	<b>+2</b>

**Filings by Major Case Category\*\***

Category	Summary	Change	% Change	Absolute Change
Adult Criminal	67	▼	-13.0%	-10
Child Dependency	6	▲	+500.0%	+5
Child in Need of Services/Supervision	5	▲	-	+5
Custody and Visitation	87	▲	-18.7%	-20
Delinquency	29	▲	-17.1%	-6
Juvenile Miscellaneous	1	▲	-50.0%	-1
New to Workload Study	0	▼	-100.0%	-3
Other	35	▲	+6.1%	+2
Protective Orders	12	▲	-	0
Support	37	▲	+85.0%	+17
Traffic	35	▲	+59.1%	+13

\* Compared to same time period as previous year      \*\* Case Type Categories are defined in the 2017 Virginia Judicial Workload Assessment

The data reported reflect the case management system. The case types reported may not necessitate judicial involvement.

**GRAND TOTAL**

**314**

▲

0.6%

+2

\* Compared to same time period as previous year

\*\* Case Type Categories are defined in the 2017 Virginia Judicial Workload Assessment

The data reported reflect the case management system. The case types reported may not necessitate judicial involvement.

2024 Overall GRAND TOTAL		Distribution of Caseload		Change*		Percentage (%) of Caseload		
<b>3,709</b>	-106 -2.8%	<b>Adult</b>	1,770 48%	-6.6% ▼	-125	<b>Adult</b>	2023 49.7%	2024 47.7%
2024		<b>Juvenile</b>	1,939 52%	1.0% ▲	+19	<b>Juvenile</b>	50.3%	52.3%
2023		<b>GRAND TOTAL</b>	<b>3,709</b> 100%	-2.8% ▼	-106	<b>GRAND TOTAL</b>	100%	100%

Filings by Division & Code

Division	Case Type Description	Code	Summary	Change	% Change	Absolute Change	
<b>Adult</b>	Civil Support	VS	412	▼	-14.5%	-70	
	Show Cause	SC	400	▲	+53.3%	+139	
	Misdemeanor	CM	315	▼	-15.3%	-57	
	Other	OT	246	▼	-13.4%	-38	
	Family Abuse - Protective Order	FP	120	▼	-25.9%	-42	
	Felony	CF	109	▼	-28.8%	-44	
	Capias	CA	99	▼	-22.0%	-28	
	Motion - Protective Order	MP	30	▲	+7.1%	+2	
	Violation of Protective Order	PV	11	▲	+22.2%	+2	
	Protective Order	PC	8	▼	-27.3%	-3	
	Restricted License for Non-Support	SL	7	▲	-	+7	
	Non-Family Abuse Protective Order	AP	6	▲	+50.0%	+2	
	Remand Support	RS	5	▲	+150.0%	+3	
	Bond Forfeiture	BF	2	▲	-	+2	
	<b>Total</b>		<b>1,770</b>	▼	<b>-6.6%</b>	<b>-125</b>	
<b>Juvenile</b>	Custody Visitation	CV	1,261	▼	-3.5%	-46	
	Misdemeanor	DM	116	▲	+5.5%	+6	
	Abuse and Neglect	AN	77	▼	-1.3%	-1	
	Permanency Planning	PH	68	▲	+30.8%	+16	
	Paternity	PT	63	↔	-	-	
	Foster Care Review	FC	62	▲	+24.0%	+12	
	Status	ST	60	▼	-6.3%	-4	
	Traffic	T	60	▲	+11.1%	+6	
	Initial Foster Care	IF	37	↔	-	-	
	Temporary Detention Order	TD	34	▲	+161.5%	+21	
	Felony	DF	23	▲	+4.5%	+1	
	Terminate Parental Rights	TP	20	▲	+25.0%	+4	
	Remand Custody	RC	11	▲	+175.0%	+7	
	Remand Visitation	RV	11	▲	+175.0%	+7	
	Emergency Custody Order	EC	8	▲	+100.0%	+4	
	Special Immigrant Juvenile Status	SI	8	▲	+166.7%	+5	
	Relief of Custody	CR	4	▼	-76.5%	-13	
	Capias	CA	3	▲	-	+3	
	Child at Risk	RI	2	▲	+100.0%	+1	
	Juvenile Support	JS	2	▲	-	+2	
	Show Cause	SC	2	▲	-	+2	
	Child In Need of Services	CS	1	▼	-50.0%	-1	
	Emancipation	EP	1	▲	-	+1	
	Family Abuse - Protective Order	FP	1	▲	-	+1	
	Mental Commitment	MC	1	↔	-	-	
	Motion - Protective Order	MP	1	▼	-87.5%	-7	
	Non-Family Abuse Protective Order	AP	1	▼	-80.0%	-4	
	Other	OT	1	▼	-50.0%	-1	
	Qualified Residential Treatment	QR	0	▼	-100.0%	-1	
	Voluntary Continuing Services and Support Agreem	VA	0	▼	-100.0%	-2	
		<b>Total</b>		<b>1,939</b>	▲	<b>1.0%</b>	<b>+19</b>
		<b>GRAND TOTAL</b>		<b>3,709</b>	▼	<b>-2.8%</b>	<b>-106</b>

\* Compared to same time period as previous year

\*\* Case Type Categories are defined in the 2017 Virginia Judicial Workload Assessment

The data reported reflect the case management system. The case types reported may not necessitate judicial involvement.

Filings by Major Case Category\*\*

Category	Summary	Change	% Change	Absolute Change
Adult Criminal	719	▲	-13.1%	-108
Child Dependency	270	▼	+6.3%	+16
Child in Need of Services/Supervision	1	▼	-50.0%	-1
Custody and Visitation	1,324	▼	-3.4%	-46
Delinquency	144	▲	+9.1%	+12
Juvenile Miscellaneous	61	▲	-4.7%	-3
New to Workload Study	8	▲	+166.7%	+5
Other	317	▲	+1.0%	+3
Protective Orders	159	▲	-23.2%	-48
Support	646	▲	+9.9%	+58
Traffic	60	▲	+11.1%	+6
<b>GRAND TOTAL</b>	<b>3,709</b>	▼	-2.8%	-106

\* Compared to same time period as previous year

\*\* Case Type Categories are defined in the 2017 Virginia Judicial Workload Assessment

The data reported reflect the case management system. The case types reported may not necessitate judicial involvement.

2024 Overall GRAND TOTAL		Distribution of Caseload			Change*		Percentage (%) of Caseload			
<b>1,118</b>	-175 -13.5%	<b>Adult</b>	621	56%	-12.2%	▼	-86	<b>Adult</b>	54.7%	55.5%
2024		<b>Juvenile</b>	497	44%	-15.2%	▼	-89	<b>Juvenile</b>	45.3%	44.5%
2023		<b>GRAND TOTAL</b>	<b>1,118</b>	100%	-13.5%	▼	-175	<b>GRAND TOTAL</b>	100%	100%

Filings by Division & Code

Division	Case Type Description	Code	Summary	Change	% Change	Absolute Change	
<b>Adult</b>	Show Cause	SC	161	▲	+16.7%	+23	
	Misdemeanor	CM	133	▲	+8.1%	+10	
	Civil Support	VS	132	▼	-35.9%	-74	
	Other	OT	95	▲	+4.4%	+4	
	Felony	CF	35	▼	-38.6%	-22	
	Family Abuse - Protective Order	FP	29	▼	-19.4%	-7	
	Capias	CA	22	▼	-48.8%	-21	
	Motion - Protective Order	MP	5	▲	+25.0%	+1	
	Violation of Protective Order	PV	5	▲	+25.0%	+1	
	Restricted License for Non-Support	SL	3	▲	+50.0%	+1	
	Protective Order	PC	1	▲	-	+1	
	Non-Family Abuse Protective Order	AP	0	▼	-100.0%	-2	
	Remand Support	RS	0	▼	-100.0%	-1	
	<b>Total</b>		<b>621</b>	▼	<b>-12.2%</b>	<b>-86</b>	
<b>Juvenile</b>	Custody Visitation	CV	292	▼	-18.9%	-68	
	Misdemeanor	DM	50	▼	-7.4%	-4	
	Traffic	T	31	▲	+3.3%	+1	
	Felony	DF	29	▲	+20.8%	+5	
	Permanency Planning	PH	12	↔	-	-	
	Paternity	PT	11	▲	+10.0%	+1	
	Remand Visitation	RV	9	▼	-10.0%	-1	
	Temporary Detention Order	TD	9	↔	-	-	
	Truancy	TR	8	▼	-27.3%	-3	
	Child at Risk	RI	7	▼	-46.2%	-6	
	Remand Custody	RC	7	▼	-36.4%	-4	
	Emergency Custody Order	EC	6	▲	+20.0%	+1	
	Abuse and Neglect	AN	5	▼	-64.3%	-9	
	Capias	CA	3	▲	+50.0%	+1	
	Civil Violation	CI	3	↔	-	-	
	Foster Care Review	FC	3	▼	-40.0%	-2	
	Initial Foster Care	IF	3	▲	+50.0%	+1	
	Motion - Protective Order	MP	3	▲	-	+3	
	Relief of Custody	CR	3	▼	-25.0%	-1	
	Child In Need of Services	CS	1	▼	-50.0%	-1	
	Status	ST	1	▲	-	+1	
	Voluntary Continuing Services and Support Agree	VA	1	▼	-50.0%	-1	
	Qualified Residential Treatment	QR	0	▼	-100.0%	-1	
	Special Immigrant Juvenile Status	SI	0	▼	-100.0%	-1	
	Terminate Parental Rights	TP	0	▼	-100.0%	-1	
		<b>Total</b>		<b>497</b>	▼	<b>-15.2%</b>	<b>-89</b>
		<b>GRAND TOTAL</b>		<b>1,118</b>	▼	<b>-13.5%</b>	<b>-175</b>

Filings by Major Case Category\*\*

Category	Summary	Change	% Change	Absolute Change
Adult Criminal	260	▲	-15.3%	-47
Child Dependency	34	▼	-37.0%	-20
Child in Need of Services/Supervision	9	▼	-30.8%	-4

\* Compared to same time period as previous year

\*\* Case Type Categories are defined in the 2017 Virginia Judicial Workload Assessment

The data reported reflect the case management system. The case types reported may not necessitate judicial involvement.

**CPSS - JCMS CASELOAD STATISTICS OF THE JUVENILE & DOMESTIC RELATIONS DISTRICT COURTS**  
 January 2024 thru December 2024 Filings (Compared to January 2023 thru December 2023)

**Martinsville**

District: 21 FIPS: 690

Custody and Visitation	303	▼	-18.1%	-67
Delinquency	82	▲	+2.5%	+2
Juvenile Miscellaneous	1	▲	-	+1
New to Workload Study	3	▼	-25.0%	-1
Other	126	▼	-0.8%	-1
Protective Orders	37	▲	-11.9%	-5
Support	232	▼	-12.8%	-34
Traffic	31	▲	+3.3%	+1
<b>GRAND TOTAL</b>	<b>1,118</b>	▼	-13.5%	-175

\* Compared to same time period as previous year

\*\* Case Type Categories are defined in the 2017 Virginia Judicial Workload Assessment

The data reported reflect the case management system. The case types reported may not necessitate judicial involvement.

2024 Overall GRAND TOTAL		Distribution of Caseload		Change*		Percentage (%) of Caseload			
<b>1,353</b> +266 24.5% 		<b>Adult</b>	585	43%	38.0% ▲	+161	<b>Adult</b>	39.0%	43.2%
		<b>Juvenile</b>	768	57%	15.8% ▲	+105	<b>Juvenile</b>	61.0%	56.8%
		<b>GRAND TOTAL</b>	<b>1,353</b>	100%	24.5% ▲	+266	<b>GRAND TOTAL</b>	100%	100%

Filings by Division & Code

Division	Case Type Description	Code	Summary	Change	% Change	Absolute Change
<b>Adult</b>	Civil Support	VS	137	▲	+39.8%	+39
	Misdemeanor	CM	121	▲	+36.0%	+32
	Show Cause	SC	121	▲	+98.4%	+60
	Other	OT	63	▲	+57.5%	+23
	Felony	CF	54	▲	+25.6%	+11
	Family Abuse - Protective Order	FP	49	▼	-2.0%	-1
	Motion - Protective Order	MP	17	▲	+30.8%	+4
	Capias	CA	14	▼	-26.3%	-5
	Remand Support	RS	8	▲	+60.0%	+3
	Non-Family Abuse Protective Order	AP	1	▼	-75.0%	-3
	Restricted License for Non-Support	SL	0	▼	-100.0%	-2
	<b>Total</b>		<b>585</b>	▲	<b>38.0%</b>	<b>+161</b>
<b>Juvenile</b>	Custody Visitation	CV	418	▲	+8.3%	+32
	Abuse and Neglect	AN	77	▼	-6.1%	-5
	Permanency Planning	PH	61	▲	+144.0%	+36
	Misdemeanor	DM	35	▲	+52.2%	+12
	Foster Care Review	FC	29	▲	+20.8%	+5
	Terminate Parental Rights	TP	27	▲	+575.0%	+23
	Initial Foster Care	IF	22	▼	-4.3%	-1
	Remand Custody	RC	19	▲	+35.7%	+5
	Remand Visitation	RV	18	▲	+50.0%	+6
	Traffic	T	17	▼	-15.0%	-3
	Paternity	PT	15	▼	-21.1%	-4
	Felony	DF	12	▼	-29.4%	-5
	Motion - Protective Order	MP	5	▲	+150.0%	+3
	Child In Need of Services	CS	2	▲	+100.0%	+1
	Non-Family Abuse Protective Order	AP	2	↔	-	-
	Show Cause	SC	2	▲	-	+2
	Temporary Detention Order	TD	2	↔	-	-
	Voluntary Continuing Services and Support Agreen	VA	2	▲	-	+2
	Capias	CA	1	▲	-	+1
	Emergency Custody Order	EC	1	▼	-50.0%	-1
	Status	ST	1	▼	-50.0%	-1
	Child at Risk	RI	0	▼	-100.0%	-1
	Family Abuse - Protective Order	FP	0	▼	-100.0%	-1
	Relief of Custody	CR	0	▼	-100.0%	-1
	<b>Total</b>		<b>768</b>	▲	<b>15.8%</b>	<b>+105</b>
	<b>GRAND TOTAL</b>		<b>1,353</b>	▲	<b>24.5%</b>	<b>+266</b>

Filings by Major Case Category\*\*

Category	Summary	Change	% Change	Absolute Change
Adult Criminal	275	▲	+41.0%	+80
Child Dependency	218	▲	+36.3%	+58
Child in Need of Services/Supervision	2	▲	+100.0%	+1
Custody and Visitation	433	▼	+6.9%	+28
Delinquency	50	▲	+25.0%	+10
Juvenile Miscellaneous	1	▼	-50.0%	-1

\* Compared to same time period as previous year      \*\* Case Type Categories are defined in the 2017 Virginia Judicial Workload Assessment

The data reported reflect the case management system. The case types reported may not necessitate judicial involvement.



**CPSS - JCMS CASELOAD STATISTICS OF THE JUVENILE & DOMESTIC RELATIONS DISTRICT COURTS**  
 January 2024 thru December 2024 Filings (Compared to January 2023 thru December 2023)

Other	111	▲	+48.0%	+36
Protective Orders	74	▲	+2.8%	+2
Support	172	▲	+47.0%	+55
Traffic	17	▼	-15.0%	-3
<b>GRAND TOTAL</b>	<b>1,353</b>	▲	24.5%	+266

\* Compared to same time period as previous year

\*\* Case Type Categories are defined in the 2017 Virginia Judicial Workload Assessment

The data reported reflect the case management system. The case types reported may not necessitate judicial involvement.

2024 Overall GRAND TOTAL		Distribution of Caseload			Change*		Percentage (%) of Caseload		
<b>3,893</b> -36 -0.9% 		<b>Adult</b>	2,662	68%	-1.8% ▼	-49	<b>Adult</b>	69.0%	68.4%
		<b>Juvenile</b>	1,231	32%	1.1% ▲	+13	<b>Juvenile</b>	31.0%	31.6%
		<b>GRAND TOTAL</b>	<b>3,893</b>	100%	-0.9% ▼	-36	<b>GRAND TOTAL</b>	100%	100%

Filings by Division & Code

Division	Case Type Description	Code	Summary	Change	% Change	Absolute Change
<b>Adult</b>	Misdemeanor	CM	686	▼	-2.7%	-19
	Other	OT	566	▲	+1.1%	+6
	Show Cause	SC	409	▲	+0.7%	+3
	Capias	CA	376	▼	-2.1%	-8
	Civil Support	VS	315	▼	-11.8%	-42
	Felony	CF	155	▲	+14.0%	+19
	Family Abuse - Protective Order	FP	132	▼	-1.5%	-2
	Non-Family Abuse Protective Order	AP	12	▼	-25.0%	-4
	Motion - Protective Order	MP	7	↔		-
	Violation of Protective Order	PV	3	▼	-25.0%	-1
	Remand Support	RS	1	▲	-	+1
	Restricted License for Non-Support	SL	0	▼	-100.0%	-2
		<b>Total</b>		<b>2,662</b>	▼	<b>-1.8%</b>
<b>Juvenile</b>	Custody Visitation	CV	540	▲	+2.7%	+14
	Misdemeanor	DM	210	▼	-5.0%	-11
	Felony	DF	106	▼	-0.9%	-1
	Truancy	TR	96	▼	-5.0%	-5
	Status	ST	66	▼	-10.8%	-8
	Permanency Planning	PH	31	▼	-13.9%	-5
	Foster Care Review	FC	27	▲	+8.0%	+2
	Paternity	PT	23	▲	+27.8%	+5
	Abuse and Neglect	AN	21	▲	+200.0%	+14
	Traffic	T	21	▼	-19.2%	-5
	Child In Need of Services	CS	16	▼	-5.9%	-1
	Initial Foster Care	IF	15	▲	+25.0%	+3
	Non-Family Abuse Protective Order	AP	12	▲	+50.0%	+4
	Terminate Parental Rights	TP	8	▲	+60.0%	+3
	Mental Commitment	MC	7	▼	-30.0%	-3
	Other	OT	7	▲	-	+7
	Temporary Detention Order	TD	6	▼	-25.0%	-2
	Voluntary Continuing Services and Support Agree	VA	6	▲	+20.0%	+1
	Civil Violation	CI	5	▲	+400.0%	+4
	Entrustment	ET	3	▲	+200.0%	+2
	Emergency Custody Order	EC	2	▼	-60.0%	-3
	Emancipation	EP	1	▲	-	+1
	Family Abuse - Protective Order	FP	1	▼	-50.0%	-1
	Special Immigrant Juvenile Status	SI	1	▼	-50.0%	-1
	Relief of Custody	CR	0	▼	-100.0%	-1
	<b>Total</b>		<b>1,231</b>	▲	<b>1.1%</b>	<b>+13</b>
	<b>GRAND TOTAL</b>		<b>3,893</b>	▼	<b>-0.9%</b>	<b>-36</b>

Filings by Major Case Category\*\*

Category	Summary	Change	% Change	Absolute Change
Adult Criminal	1,504	▼	-5.2%	-83
Child Dependency	111	▲	+20.7%	+19
Child in Need of Services/Supervision	112	▼	-5.1%	-6
Custody and Visitation	563	▲	+3.5%	+19

\* Compared to same time period as previous year

\*\* Case Type Categories are defined in the 2017 Virginia Judicial Workload Assessment

The data reported reflect the case management system. The case types reported may not necessitate judicial involvement.

**CPSS - JCMS CASELOAD STATISTICS OF THE JUVENILE & DOMESTIC RELATIONS DISTRICT COURTS**  
 January 2024 thru December 2024 Filings (Compared to January 2023 thru December 2023)

**Danville**

District: 22 FIPS: 590

Delinquency	316	▼	-3.7%	-12
Juvenile Miscellaneous	67	▲	-9.5%	-7
New to Workload Study	6	▲	+100.0%	+3
Other	589	▲	+1.0%	+6
Protective Orders	164	▼	-1.8%	-3
Support	440	▲	+8.1%	+33
Traffic	21	▼	-19.2%	-5
<b>GRAND TOTAL</b>	<b>3,893</b>	▼	-0.9%	-36

\* Compared to same time period as previous year

\*\* Case Type Categories are defined in the 2017 Virginia Judicial Workload Assessment

The data reported reflect the case management system. The case types reported may not necessitate judicial involvement.

2024 Overall GRAND TOTAL		Distribution of Caseload		Change*		Percentage (%) of Caseload		
<b>3,645</b>	-296 -7.5%	<b>Adult</b>	1,602 44%	10.0% ▲	+145	<b>Adult</b>	37.0%	44.0%
2024		<b>Juvenile</b>	2,043 56%	-17.8% ▼	-441	<b>Juvenile</b>	63.0%	56.0%
2023		<b>GRAND TOTAL</b>	<b>3,645</b> 100%	-7.5% ▼	-296	<b>GRAND TOTAL</b>	100%	100%

**Filings by Division & Code**

Division	Case Type Description	Code	Summary	Change	% Change	Absolute Change	
<b>Adult</b>	Civil Support	VS	366	▼	-3.9%	-15	
	Misdemeanor	CM	362	▲	+29.7%	+83	
	Show Cause	SC	302	▲	+66.9%	+121	
	Other	OT	256	▼	-4.8%	-13	
	Family Abuse - Protective Order	FP	121	▲	+23.5%	+23	
	Felony	CF	65	▲	+25.0%	+13	
	Capias	CA	64	▲	+1.6%	+1	
	Non-Family Abuse Protective Order	AP	28	▼	-64.6%	-51	
	Motion - Protective Order	MP	16	▼	-42.9%	-12	
	Violation of Protective Order	PV	14	▲	+180.0%	+9	
	Remand Support	RS	6	▼	-70.0%	-14	
	Restricted License for Non-Support	SL	2	▲	+100.0%	+1	
	Bond Forfeiture	BF	0	▼	-100.0%	-1	
	<b>Total</b>		<b>1,602</b>	▲	<b>10.0%</b>	<b>+145</b>	
<b>Juvenile</b>	Custody Visitation	CV	1,087	▼	-16.4%	-213	
	Misdemeanor	DM	233	▼	-30.0%	-100	
	Abuse and Neglect	AN	161	▲	+5.2%	+8	
	Felony	DF	99	▲	+115.2%	+53	
	Permanency Planning	PH	60	▲	+50.0%	+20	
	Motion - Protective Order	MP	59	▲	+25.5%	+12	
	Traffic	T	56	▼	-9.7%	-6	
	Status	ST	50	▼	-45.1%	-41	
	Foster Care Review	FC	46	▼	-28.1%	-18	
	Remand Visitation	RV	36	▼	-48.6%	-34	
	Remand Custody	RC	34	▼	-59.0%	-49	
	Child In Need of Services	CS	27	▼	-53.4%	-31	
	Initial Foster Care	IF	23	▼	-32.4%	-11	
	Paternity	PT	16	▼	-42.9%	-12	
	Truancy	TR	16	▼	-42.9%	-12	
	Relief of Custody	CR	12	▲	+300.0%	+9	
	Entrustment	ET	8	▲	+33.3%	+2	
	Terminate Parental Rights	TP	8	▼	-38.5%	-5	
	Civil Violation	CI	4	▲	+300.0%	+3	
	Non-Family Abuse Protective Order	AP	4	▼	-50.0%	-4	
	Voluntary Continuing Services and Support Agreem	VA	2	▼	-66.7%	-4	
	Capias	CA	1	↔	-	-	
	Special Immigrant Juvenile Status	SI	1	▲	-	+1	
	Emergency Custody Order	EC	0	▼	-100.0%	-2	
	Mental Commitment	MC	0	▼	-100.0%	-1	
	Qualified Residential Treatment	QR	0	▼	-100.0%	-5	
	Temporary Detention Order	TD	0	▼	-100.0%	-1	
		<b>Total</b>		<b>2,043</b>	▼	<b>-17.8%</b>	<b>-441</b>
	<b>GRAND TOTAL</b>			<b>3,645</b>	▼	<b>-7.5%</b>	<b>-296</b>

\* Compared to same time period as previous year

\*\* Case Type Categories are defined in the 2017 Virginia Judicial Workload Assessment

The data reported reflect the case management system. The case types reported may not necessitate judicial involvement.

**Filings by Major Case Category\*\***

Category	Summary	Change	% Change	Absolute Change
Adult Criminal	608	▲	+16.7%	+87
Child Dependency	320	▲	-1.2%	-4
Child in Need of Services/Supervision	43	▼	-50.0%	-43
Custody and Visitation	1,103	▼	-16.9%	-225
Delinquency	333	▲	-12.4%	-47
Juvenile Miscellaneous	50	▼	-45.1%	-41
New to Workload Study	5	▲	+400.0%	+4
Other	332	▼	-25.6%	-114
Protective Orders	228	▼	-12.3%	-32
Support	567	▲	+28.3%	+125
Traffic	56	▼	-9.7%	-6
<b>GRAND TOTAL</b>	<b>3,645</b>	▼	-7.5%	-296

\* Compared to same time period as previous year

\*\* Case Type Categories are defined in the 2017 Virginia Judicial Workload Assessment

The data reported reflect the case management system. The case types reported may not necessitate judicial involvement.

2024 Overall GRAND TOTAL		Distribution of Caseload		Change*		Percentage (%) of Caseload		
<b>3,676</b>	+117 3.3%	<b>Adult</b>	1,770 48%	15.2% ▲	+233	<b>Adult</b>	43.2%	48.2%
2024		<b>Juvenile</b>	1,906 52%	-5.7% ▼	-116	<b>Juvenile</b>	56.8%	51.8%
2023		<b>GRAND TOTAL</b>	<b>3,676</b> 100%	3.3% ▲	+117	<b>GRAND TOTAL</b>	100%	100%

Filings by Division & Code

Division	Case Type Description	Code	Summary	Change	% Change	Absolute Change	
<b>Adult</b>	Civil Support	VS	478	▲	+19.2%	+77	
	Misdemeanor	CM	420	▲	+5.3%	+21	
	Other	OT	304	▲	+8.6%	+24	
	Show Cause	SC	265	▲	+39.5%	+75	
	Family Abuse - Protective Order	FP	129	▼	-14.0%	-21	
	Felony	CF	58	▲	+11.5%	+6	
	Capias	CA	57	▲	+54.1%	+20	
	Motion - Protective Order	MP	18	▼	-5.3%	-1	
	Violation of Protective Order	PV	18	▲	+500.0%	+15	
	Non-Family Abuse Protective Order	AP	15	▲	+650.0%	+13	
	Violation Family Abuse Protective Order	PS	4	▲	-	+4	
	Remand Support	RS	2	▼	-50.0%	-2	
	Restricted License for Non-Support	SL	2	▲	-	+2	
	<b>Total</b>		<b>1,770</b>	▲	<b>15.2%</b>	<b>+233</b>	
<b>Juvenile</b>	Custody Visitation	CV	1,198	▼	-13.0%	-179	
	Misdemeanor	DM	140	▲	+14.8%	+18	
	Abuse and Neglect	AN	91	▲	+78.4%	+40	
	Felony	DF	60	▲	+81.8%	+27	
	Permanency Planning	PH	54	▼	-6.9%	-4	
	Traffic	T	49	▼	-58.1%	-68	
	Initial Foster Care	IF	43	▲	+138.9%	+25	
	Foster Care Review	FC	39	▲	+30.0%	+9	
	Child at Risk	RI	36	▲	+24.1%	+7	
	Child In Need of Services	CS	34	▼	-26.1%	-12	
	Voluntary Continuing Services and Support Agreen	VA	34	▲	+100.0%	+17	
	Paternity	PT	27	▲	+28.6%	+6	
	Status	ST	24	▼	+50.0%	+8	
	Temporary Detention Order	TD	18	▲	+28.6%	+4	
	Relief of Custody	CR	11	▲	+266.7%	+8	
	Truancy	TR	11	▼	-26.7%	-4	
	Non-Family Abuse Protective Order	AP	10	▲	+11.1%	+1	
	Terminate Parental Rights	TP	10	↔	-	-	
	Emergency Custody Order	EC	5	▲	+25.0%	+1	
	Entrustment	ET	4	▲	-	+4	
	Emancipation	EP	2	▲	-	+2	
	Motion - Protective Order	MP	2	▼	-80.0%	-8	
	Civil Violation	CI	1	▼	-66.7%	-2	
	Family Abuse - Protective Order	FP	1	▼	-50.0%	-1	
	Other	OT	1	▲	-	+1	
	Special Immigrant Juvenile Status	SI	1	▲	-	+1	
	Qualified Residential Treatment	QR	0	▼	-100.0%	-7	
	Remand Custody	RC	0	▼	-100.0%	-3	
	Remand Visitation	RV	0	▼	-100.0%	-3	
	Show Cause	SC	0	▼	-100.0%	-4	
		<b>Total</b>		<b>1,906</b>	▼	<b>-5.7%</b>	<b>-116</b>
		<b>GRAND TOTAL</b>		<b>3,676</b>	▲	<b>3.3%</b>	<b>+117</b>

\* Compared to same time period as previous year

\*\* Case Type Categories are defined in the 2017 Virginia Judicial Workload Assessment

The data reported reflect the case management system. The case types reported may not necessitate judicial involvement.

Filings by Major Case Category\*\*

Category	Summary	Change	% Change	Absolute Change
Adult Criminal	769	▲	+17.2%	+113
Child Dependency	322	▲	+44.4%	+99
Child in Need of Services/Supervision	45	▼	-26.2%	-16
Custody and Visitation	1,225	▲	-12.4%	-173
Delinquency	200	▼	+25.8%	+41
Juvenile Miscellaneous	26	▲	+62.5%	+10
New to Workload Study	2	▲	-33.3%	-1
Other	330	▲	+7.1%	+22
Protective Orders	175	▲	-8.9%	-17
Support	533	▲	+25.1%	+107
Traffic	49	▼	-58.1%	-68
<b>GRAND TOTAL</b>	<b>3,676</b>	▲	3.3%	+117

\* Compared to same time period as previous year

\*\* Case Type Categories are defined in the 2017 Virginia Judicial Workload Assessment

The data reported reflect the case management system. The case types reported may not necessitate judicial involvement.

2024 Overall GRAND TOTAL		Distribution of Caseload			Change*		Percentage (%) of Caseload		
<b>9,775</b> -37 -0.4% 	-37 -0.4%	<b>Adult</b>	4,591	47%	2.2% ▲	+101	<b>Adult</b>	45.8%	47.0%
		<b>Juvenile</b>	5,184	53%	-2.6% ▼	-138	<b>Juvenile</b>	54.2%	53.0%
<b>GRAND TOTAL</b>		<b>GRAND TOTAL</b>	<b>9,775</b>	100%	-0.4% ▼	-37	<b>GRAND TOTAL</b>	100%	100%

Filings by Division & Code

Division	Case Type Description	Code	Summary	Change	% Change	Absolute Change
<b>Adult</b>	Misdemeanor	CM	1,204	▼	-6.8%	-88
	Show Cause	SC	905	▲	+74.4%	+386
	Civil Support	VS	857	▼	-3.2%	-28
	Other	OT	841	▼	-10.6%	-100
	Family Abuse - Protective Order	FP	417	▼	-11.8%	-56
	Felony	CF	193	▲	+10.9%	+19
	Motion - Protective Order	MP	55	▲	+41.0%	+16
	Non-Family Abuse Protective Order	AP	34	▼	-45.2%	-28
	Capias	CA	33	▼	-28.3%	-13
	Violation of Protective Order	PV	25	▼	-10.7%	-3
	Remand Support	RS	19	▼	-24.0%	-6
	Restricted License for Non-Support	SL	6	▲	+200.0%	+4
	Bond Forfeiture	BF	2	▼	-33.3%	-1
	Emergency Custody Order	EC	0	▼	-100.0%	-1
Total			<b>4,591</b>	▲	<b>2.2%</b>	<b>+101</b>
<b>Juvenile</b>	Custody Visitation	CV	2,636	▼	-10.9%	-321
	Misdemeanor	DM	480	▲	+22.1%	+87
	Permanency Planning	PH	246	▼	-8.6%	-23
	Abuse and Neglect	AN	228	▼	-24.5%	-74
	Foster Care Review	FC	195	▲	+24.2%	+38
	Traffic	T	179	▲	+15.5%	+24
	Truancy	TR	167	▲	+27.5%	+36
	Felony	DF	115	▼	-0.9%	-1
	Terminate Parental Rights	TP	114	▼	-23.5%	-35
	Temporary Detention Order	TD	111	▲	+29.1%	+25
	Initial Foster Care	IF	106	▼	-4.5%	-5
	Status	ST	100	▲	+376.2%	+79
	Motion - Protective Order	MP	86	▼	-29.5%	-36
	Special Immigrant Juvenile Status	SI	68	▲	+112.5%	+36
	Mental Commitment	MC	61	▼	-10.3%	-7
	Paternity	PT	47	▲	+2.2%	+1
	Remand Custody	RC	43	▲	+79.2%	+19
	Relief of Custody	CR	33	▲	+200.0%	+22
	Remand Visitation	RV	33	▲	+50.0%	+11
	Entrustment	ET	30	▲	+87.5%	+14
	Child In Need of Services	CS	22	▲	+29.4%	+5
	Non-Family Abuse Protective Order	AP	22	▼	-62.1%	-36
	Emergency Custody Order	EC	21	▲	+200.0%	+14
	Voluntary Continuing Services and Support Agreem	VA	19	▲	+5.6%	+1
	Capias	CA	11	▼	+22.2%	+2
	Family Abuse - Protective Order	FP	5	▲	+25.0%	+1
	Other	OT	2	▲	-	-
	Restoration of Parental Rights	RR	2	▲	-	+2
	Civil Violation	CI	1	▲	-	+1
	Restricted Operators License	RL	1	▼	-50.0%	-1
	Child at Risk	RI	0	▼	-100.0%	-2
	Emancipation	EP	0	▼	-100.0%	-4
	Juvenile Support	JS	0	▼	-100.0%	-1
	Qualified Residential Treatment	QR	0	▼	-100.0%	-9
Show Cause	SC	0	▼	-100.0%	-1	
Total			<b>5,184</b>	▼	<b>-2.6%</b>	<b>-138</b>

\* Compared to same time period as previous year

\*\* Case Type Categories are defined in the 2017 Virginia Judicial Workload Assessment

The data reported reflect the case management system. The case types reported may not necessitate judicial involvement.



	Summary	Change	% Change	Absolute Change
<b>GRAND TOTAL</b>	<b>9,775</b>	▼	-0.4%	-37

**Filings by Major Case Category\*\***

Category	Summary	Change	% Change	Absolute Change
Adult Criminal	1,754	▼	-3.4%	-61
Child Dependency	971	▲	-7.0%	-73
Child in Need of Services/Supervision	189	▲	+27.7%	+41
Custody and Visitation	2,683	▼	-10.7%	-321
Delinquency	606	▼	+17.0%	+88
Juvenile Miscellaneous	102	▲	+308.0%	+77
New to Workload Study	69	▲	+115.6%	+37
Other	1,131	▲	-3.8%	-45
Protective Orders	619	▼	-18.3%	-139
Support	1,471	▲	+29.6%	+336
Traffic	180	▼	+14.6%	+23
<b>GRAND TOTAL</b>	<b>9,775</b>	▼	-0.4%	-37

\* Compared to same time period as previous year

\*\* Case Type Categories are defined in the 2017 Virginia Judicial Workload Assessment

The data reported reflect the case management system. The case types reported may not necessitate judicial involvement.

2024 Overall GRAND TOTAL		Distribution of Caseload		Change*		Percentage (%) of Caseload			
<b>4,695</b> 	+262 5.9%	<b>Adult</b>	2,034	43%	0.9% ▲	+19	<b>Adult</b>	45.5%	43.3%
		<b>Juvenile</b>	2,661	57%	10.0% ▲	+243	<b>Juvenile</b>	54.5%	56.7%
		<b>GRAND TOTAL</b>	<b>4,695</b>	100%	5.9% ▲	+262	<b>GRAND TOTAL</b>	100%	100%

**Filings by Division & Code**

Division	Case Type Description	Code	Summary	Change	% Change	Absolute Change
<b>Adult</b>	Misdemeanor	CM	456	▼	-21.4%	-124
	Civil Support	VS	434	▲	+9.0%	+36
	Show Cause	SC	397	▲	+66.1%	+158
	Other	OT	301	▼	-23.6%	-93
	Family Abuse - Protective Order	FP	200	▲	+7.0%	+13
	Felony	CF	89	▼	-23.3%	-27
	Remand Support	RS	62	▲	+106.7%	+32
	Capias	CA	37	▲	+8.8%	+3
	Motion - Protective Order	MP	25	▲	+127.3%	+14
	Non-Family Abuse Protective Order	AP	25	▲	+31.6%	+6
	Violation of Protective Order	PV	6	↔		-
	Restricted License for Non-Support	SL	2	▲	-	+2
	Protective Order	PC	0	▼	-100.0%	-1
	<b>Total</b>		<b>2,034</b>	▲	<b>0.9%</b>	<b>+19</b>
<b>Juvenile</b>	Custody Visitation	CV	1,439	▲	+28.9%	+323
	Misdemeanor	DM	279	▼	-5.4%	-16
	Traffic	T	147	▼	-7.5%	-12
	Abuse and Neglect	AN	122	▼	-25.6%	-42
	Status	ST	105	▲	-11.0%	-13
	Permanency Planning	PH	84	▼	-13.4%	-13
	Felony	DF	56	▼	-28.2%	-22
	Foster Care Review	FC	56	▲	+5.7%	+3
	Remand Custody	RC	51	▲	+6.3%	+3
	Initial Foster Care	IF	50	▲	+28.2%	+11
	Truancy	TR	45	▲	+12.5%	+5
	Voluntary Continuing Services and Support Agree	VA	40	▲	+33.3%	+10
	Motion - Protective Order	MP	37	▼	-7.5%	-3
	Child In Need of Services	CS	29	▲	+190.0%	+19
	Terminate Parental Rights	TP	28	▲	+16.7%	+4
	Non-Family Abuse Protective Order	AP	25	▲	+19.0%	+4
	Paternity	PT	20	▲	+5.3%	+1
	Special Immigrant Juvenile Status	SI	15	▲	+400.0%	+12
	Temporary Detention Order	TD	13	▼	-43.5%	-10
	Relief of Custody	CR	10	▼	-33.3%	-5
	Civil Violation	CI	3	▼	-40.0%	-2
	Entrustment	ET	3	▼	-40.0%	-2
	Capias	CA	2	▼	-50.0%	-2
	Emergency Custody Order	EC	1	▼	-50.0%	-1
	Family Abuse - Protective Order	FP	1	▲	-	+1
	Emancipation	EP	0	▼	-100.0%	-3
	Other	OT	0	▼	-100.0%	-2
	Qualified Residential Treatment	QR	0	▼	-100.0%	-3
	Remand Visitation	RV	0	▼	-100.0%	-2
		<b>Total</b>		<b>2,661</b>	▲	<b>10.0%</b>
	<b>GRAND TOTAL</b>		<b>4,695</b>	▲	<b>5.9%</b>	<b>+262</b>

\* Compared to same time period as previous year      \*\* Case Type Categories are defined in the 2017 Virginia Judicial Workload Assessment

The data reported reflect the case management system. The case types reported may not necessitate judicial involvement.

**Filings by Major Case Category\*\***

Category	Summary	Change	% Change	Absolute Change
Adult Criminal	791	▼	-11.6%	-104
Child Dependency	393	▼	-8.6%	-37
Child in Need of Services/Supervision	74	▲	+48.0%	+24
Custody and Visitation	1,459	▲	+28.5%	+324
Delinquency	337	▼	-10.6%	-40
Juvenile Miscellaneous	105	▲	-13.2%	-16
New to Workload Study	18	▲	+125.0%	+10
Other	428	▼	-14.6%	-73
Protective Orders	313	▲	+12.6%	+35
Support	630	▲	+31.5%	+151
Traffic	147	▼	-7.5%	-12
<b>GRAND TOTAL</b>	<b>4,695</b>	▲	5.9%	+262

\* Compared to same time period as previous year

\*\* Case Type Categories are defined in the 2017 Virginia Judicial Workload Assessment

The data reported reflect the case management system. The case types reported may not necessitate judicial involvement.

2024 Overall GRAND TOTAL		Distribution of Caseload		Change*		Percentage (%) of Caseload			
<b>1,695</b>	-91 -5.1%	<b>Adult</b>	784	46%	-0.8% ▼	-6	<b>Adult</b>	44.2%	46.3%
2024		<b>Juvenile</b>	911	54%	-8.5% ▼	-85	<b>Juvenile</b>	55.8%	53.7%
2023		<b>GRAND TOTAL</b>	<b>1,695</b>	100%	-5.1% ▼	-91	<b>GRAND TOTAL</b>	100%	100%

Filings by Division & Code

Division	Case Type Description	Code	Summary	Change	% Change	Absolute Change	
<b>Adult</b>	Misdemeanor	CM	206	▼	-15.9%	-39	
	Civil Support	VS	155	▼	-1.9%	-3	
	Show Cause	SC	129	▲	+38.7%	+36	
	Other	OT	116	▼	-10.8%	-14	
	Felony	CF	65	▲	+30.0%	+15	
	Family Abuse - Protective Order	FP	56	▲	+5.7%	+3	
	Capias	CA	40	▼	+25.0%	+8	
	Remand Support	RS	9	▼	-30.8%	-4	
	Non-Family Abuse Protective Order	AP	4	▲	+33.3%	+1	
	Motion - Protective Order	MP	3	▼	-57.1%	-4	
	Violation of Protective Order	PV	1	▼	-75.0%	-3	
	Bond Forfeiture	BF	0	▼	-100.0%	-1	
	Protective Order	PC	0	▼	-100.0%	-1	
	<b>Total</b>		<b>784</b>	▼	<b>-0.8%</b>	<b>-6</b>	
<b>Juvenile</b>	Custody Visitation	CV	359	▼	-0.3%	-1	
	Misdemeanor	DM	143	▼	-10.6%	-17	
	Traffic	T	73	▼	-31.8%	-34	
	Abuse and Neglect	AN	60	▲	+13.2%	+7	
	Felony	DF	40	▲	+53.8%	+14	
	Status	ST	39	▲	+5.4%	+2	
	Mental Commitment	MC	35	▼	-34.0%	-18	
	Permanency Planning	PH	31	▼	-3.1%	-1	
	Foster Care Review	FC	27	▲	+42.1%	+8	
	Initial Foster Care	IF	21	▲	+23.5%	+4	
	Remand Custody	RC	16	▼	-30.4%	-7	
	Remand Visitation	RV	16	▼	-30.4%	-7	
	Motion - Protective Order	MP	13	▼	-23.5%	-4	
	Temporary Detention Order	TD	12	↔		-	
	Voluntary Continuing Services and Support Agreem	VA	12	▼	-25.0%	-4	
	Paternity	PT	4	▼	-20.0%	-1	
	Non-Family Abuse Protective Order	AP	3	↔		-	
	Emergency Custody Order	EC	2	▼	-71.4%	-5	
	Relief of Custody	CR	2	▲	+100.0%	+1	
	Child In Need of Services	CS	1	▲	-	+1	
	Civil Violation	CI	1	▲	-	+1	
	Other	OT	1	▼	-75.0%	-3	
	Emancipation	EP	0	▼	-100.0%	-1	
	Entrustment	ET	0	▼	-100.0%	-9	
	Qualified Residential Treatment	QR	0	▼	-100.0%	-2	
	Show Cause	SC	0	▼	-100.0%	-2	
	Special Immigrant Juvenile Status	SI	0	▼	-100.0%	-2	
	Terminate Parental Rights	TP	0	▼	-100.0%	-2	
	Truancy	TR	0	▼	-100.0%	-3	
		<b>Total</b>		<b>911</b>	▼	<b>-8.5%</b>	<b>-85</b>
	<b>GRAND TOTAL</b>			<b>1,695</b>	▼	<b>-5.1%</b>	<b>-91</b>

\* Compared to same time period as previous year

\*\* Case Type Categories are defined in the 2017 Virginia Judicial Workload Assessment

The data reported reflect the case management system. The case types reported may not necessitate judicial involvement.

Filings by Major Case Category\*\*

Category	Summary	Change	% Change	Absolute Change
Adult Criminal	387	▼	-2.5%	-10
Child Dependency	153	▼	+1.3%	+2
Child in Need of Services/Supervision	1	▲	-66.7%	-2
Custody and Visitation	363	▼	-0.5%	-2
Delinquency	183	▼	-2.7%	-5
Juvenile Miscellaneous	39	▼	+2.6%	+1
New to Workload Study	1	▲	-50.0%	-1
Other	207	▼	-21.9%	-58
Protective Orders	79	▼	-4.8%	-4
Support	209	▼	+11.8%	+22
Traffic	73	▼	-31.8%	-34
<b>GRAND TOTAL</b>	<b>1,695</b>	▼	-5.1%	-91

\* Compared to same time period as previous year

\*\* Case Type Categories are defined in the 2017 Virginia Judicial Workload Assessment

The data reported reflect the case management system. The case types reported may not necessitate judicial involvement.

2024 Overall GRAND TOTAL		Distribution of Caseload			Change*		Percentage (%) of Caseload		
<b>2,256</b> -58 -2.5% 		<b>Adult</b>	1,134	50%	-5.2% ▼	-62	<b>Adult</b>	51.7%	50.3%
		<b>Juvenile</b>	1,122	50%	0.4% ▲	+4	<b>Juvenile</b>	48.3%	49.7%
		<b>GRAND TOTAL</b>	<b>2,256</b>	100%	-2.5% ▼	-58	<b>GRAND TOTAL</b>	100%	100%

Filings by Division & Code

Division	Case Type Description	Code	Summary	Change	% Change	Absolute Change
<b>Adult</b>	Civil Support	VS	218	▼	-9.5%	-23
	Show Cause	SC	217	▲	+5.9%	+12
	Misdemeanor	CM	203	▼	-20.1%	-51
	Other	OT	170	▼	-17.1%	-35
	Felony	CF	117	▲	+50.0%	+39
	Family Abuse - Protective Order	FP	99	▼	-8.3%	-9
	Capias	CA	42	▲	+23.5%	+8
	Motion - Protective Order	MP	33	▼	-21.4%	-9
	Violation of Protective Order	PV	19	↔		-
	Non-Family Abuse Protective Order	AP	7	▼	-12.5%	-1
	Remand Support	RS	7	▲	+600.0%	+6
	Restricted License for Non-Support	SL	2	▲	+100.0%	+1
		<b>Total</b>		<b>1,134</b>	▼	<b>-5.2%</b>
<b>Juvenile</b>	Custody Visitation	CV	700	▲	+0.3%	+2
	Misdemeanor	DM	82	↔		-
	Traffic	T	80	▲	+25.0%	+16
	Abuse and Neglect	AN	33	▼	-53.5%	-38
	Truancy	TR	30	▲	+50.0%	+10
	Paternity	PT	27	▼	-12.9%	-4
	Child In Need of Services	CS	21	▲	+250.0%	+15
	Temporary Detention Order	TD	20	▲	+122.2%	+11
	Remand Custody	RC	16	▲	+45.5%	+5
	Remand Visitation	RV	16	▲	-	+16
	Felony	DF	15	▼	-40.0%	-10
	Foster Care Review	FC	15	▼	-42.3%	-11
	Permanency Planning	PH	15	▼	-6.3%	-1
	Non-Family Abuse Protective Order	AP	12	▲	+71.4%	+5
	Entrustment	ET	9	▲	+350.0%	+7
	Initial Foster Care	IF	7	▼	-12.5%	-1
	Status	ST	7	▲	-50.0%	-7
	Other	OT	5	▲	+150.0%	+3
	Relief of Custody	CR	4	▲	+100.0%	+2
	Motion - Protective Order	MP	3	▼	-72.7%	-8
	Voluntary Continuing Services and Support Agreen	VA	3	▲	-	+3
	Special Immigrant Juvenile Status	SI	1	▲	-	+1
	Terminate Parental Rights	TP	1	▼	-83.3%	-5
	Child at Risk	RI	0	▼	-100.0%	-2
	Emancipation	EP	0	▼	-100.0%	-1
	Emergency Custody Order	EC	0	▼	-100.0%	-4
		<b>Total</b>		<b>1,122</b>	▲	<b>0.4%</b>
	<b>GRAND TOTAL</b>		<b>2,256</b>	▼	<b>-2.5%</b>	<b>-58</b>

Filings by Major Case Category\*\*

Category	Summary	Change	% Change	Absolute Change
Adult Criminal	507	▲	-6.3%	-34
Child Dependency	87	▲	-34.6%	-46
Child in Need of Services/Supervision	51	▲	+96.2%	+25

\* Compared to same time period as previous year

\*\* Case Type Categories are defined in the 2017 Virginia Judicial Workload Assessment

The data reported reflect the case management system. The case types reported may not necessitate judicial involvement.


**CPSS - JCMS CASELOAD STATISTICS OF THE JUVENILE & DOMESTIC RELATIONS DISTRICT COURTS**  
 January 2024 thru December 2024 Filings (Compared to January 2023 thru December 2023)

Custody and Visitation	727	▼	-0.3%	-2
Delinquency	97	▼	-9.3%	-10
Juvenile Miscellaneous	7	▲	-53.3%	-8
New to Workload Study	1	▲	-	+1
Other	234	▲	+0.9%	+2
Protective Orders	154	▼	-12.5%	-22
Support	311	▲	+6.9%	+20
Traffic	80	▲	+25.0%	+16
<b>GRAND TOTAL</b>	<b>2,256</b>	▼	-2.5%	-58

\* Compared to same time period as previous year

\*\* Case Type Categories are defined in the 2017 Virginia Judicial Workload Assessment

The data reported reflect the case management system. The case types reported may not necessitate judicial involvement.

2024 Overall GRAND TOTAL		Distribution of Caseload			Change*		Percentage (%) of Caseload		
<b>4,335</b>	-587 -11.9%	<b>Adult</b>	1,951	45%	-11.2% ▼	-247	<b>Adult</b>	44.7%	45.0%
2024 		<b>Juvenile</b>	2,384	55%	-12.5% ▼	-340	<b>Juvenile</b>	55.3%	55.0%
2023		<b>GRAND TOTAL</b>	<b>4,335</b>	100%	-11.9% ▼	-587	<b>GRAND TOTAL</b>	100%	100%

Filings by Division & Code

Division	Case Type Description	Code	Summary	Change	% Change	Absolute Change	
<b>Adult</b>	Civil Support	VS	465	▼	-10.6%	-55	
	Show Cause	SC	418	▲	+24.4%	+82	
	Misdemeanor	CM	359	▼	-18.0%	-79	
	Other	OT	224	▲	-17.6%	-48	
	Family Abuse - Protective Order	FP	171	▼	-10.0%	-19	
	Felony	CF	99	▼	-53.1%	-112	
	Capias	CA	71	▼	-20.2%	-18	
	Motion - Protective Order	MP	64	▲	+93.9%	+31	
	Remand Support	RS	52	▼	-21.2%	-14	
	Violation of Protective Order	PV	18	▼	-37.9%	-11	
	Non-Family Abuse Protective Order	AP	7	▼	-36.4%	-4	
	Restricted License for Non-Support	SL	2	▼	-33.3%	-1	
	Violation Family Abuse Protective Order	PS	1	▲	-	+1	
	<b>Total</b>		<b>1,951</b>	▼	<b>-11.2%</b>	<b>-247</b>	
<b>Juvenile</b>	Custody Visitation	CV	1,319	▼	-14.3%	-220	
	Abuse and Neglect	AN	105	▼	-39.0%	-67	
	Truancy	TR	96	▲	+3.2%	+3	
	Remand Custody	RC	91	▼	-20.9%	-24	
	Misdemeanor	DM	88	▼	-24.8%	-29	
	Remand Visitation	RV	87	▼	-22.3%	-25	
	Status	ST	87	▲	+10.1%	+8	
	Foster Care Review	FC	76	▼	-1.3%	-1	
	Motion - Protective Order	MP	70	▲	+29.6%	+16	
	Permanency Planning	PH	64	▲	+25.5%	+13	
	Traffic	T	53	▼	-27.4%	-20	
	Entrustment	ET	28	▲	+133.3%	+16	
	Felony	DF	27	▼	-30.8%	-12	
	Voluntary Continuing Services and Support Agreen	VA	27	▲	+8.0%	+2	
	Paternity	PT	26	▼	-10.3%	-3	
	Initial Foster Care	IF	25	▼	-34.2%	-13	
	Terminate Parental Rights	TP	25	↔	-	-	
	Non-Family Abuse Protective Order	AP	21	▲	+200.0%	+14	
	Child In Need of Services	CS	18	▼	-28.0%	-7	
	Temporary Detention Order	TD	18	▲	+63.6%	+7	
	Relief of Custody	CR	16	▲	+23.1%	+3	
	Emergency Custody Order	EC	5	▲	+150.0%	+3	
	Other	OT	5	▲	+66.7%	+2	
	Show Cause	SC	4	▲	-	-	
	Emancipation	EP	2	▲	-	+2	
	Juvenile Support	JS	1	↔	-	-	
	Capias	CA	0	▼	-100.0%	-1	
	Civil Violation	CI	0	▼	-100.0%	-3	
	Family Abuse - Protective Order	FP	0	▼	-100.0%	-1	
	Qualified Residential Treatment	QR	0	▼	-100.0%	-1	
	Special Immigrant Juvenile Status	SI	0	▼	-100.0%	-2	
		<b>Total</b>		<b>2,384</b>	▼	<b>-12.5%</b>	<b>-340</b>
		<b>GRAND TOTAL</b>		<b>4,335</b>	▼	<b>-11.9%</b>	<b>-587</b>

\* Compared to same time period as previous year

\*\* Case Type Categories are defined in the 2017 Virginia Judicial Workload Assessment

The data reported reflect the case management system. The case types reported may not necessitate judicial involvement.



Filings by Major Case Category\*\*

Category	Summary	Change	% Change	Absolute Change
Adult Criminal	800	▲	-20.8%	-210
Child Dependency	366	▲	-11.6%	-48
Child in Need of Services/Supervision	114	▼	-5.8%	-7
Custody and Visitation	1,345	▼	-14.2%	-223
Delinquency	119	▲	-24.7%	-39
Juvenile Miscellaneous	89	▲	+12.7%	+10
New to Workload Study	0	▼	-100.0%	-5
Other	482	▲	-17.0%	-99
Protective Orders	333	▲	+12.5%	+37
Support	634	▲	+2.8%	+17
Traffic	53	▼	-27.4%	-20
<b>GRAND TOTAL</b>	<b>4,335</b>	▼	-11.9%	-587

\* Compared to same time period as previous year

\*\* Case Type Categories are defined in the 2017 Virginia Judicial Workload Assessment

The data reported reflect the case management system. The case types reported may not necessitate judicial involvement.

2024 Overall GRAND TOTAL		Distribution of Caseload		Change*		Percentage (%) of Caseload			
<b>3,293</b> +135 4.3% 	2024 2023	<b>Adult</b>	1,592	48%	-3.2% ▼	-52	<b>Adult</b>	52.1%	48.3%
		<b>Juvenile</b>	1,701	52%	12.4% ▲	+187	<b>Juvenile</b>	47.9%	51.7%
<b>GRAND TOTAL</b>		<b>3,293</b>	100%	4.3% ▲	+135	<b>GRAND TOTAL</b>	100%	100%	

Filings by Division & Code

Division	Case Type Description	Code	Summary	Change	% Change	Absolute Change	
<b>Adult</b>	Civil Support	VS	437	▼	-8.0%	-38	
	Show Cause	SC	298	▲	+32.4%	+73	
	Other	OT	270	▲	+3.4%	+9	
	Misdemeanor	CM	266	▼	-19.9%	-66	
	Family Abuse - Protective Order	FP	136	▼	-12.8%	-20	
	Felony	CF	89	▼	-1.1%	-1	
	Capias	CA	68	▼	-2.9%	-2	
	Motion - Protective Order	MP	21	▲	+5.0%	+1	
	Non-Family Abuse Protective Order	AP	5	▼	-61.5%	-8	
	Remand Support	RS	2	▲	-	+2	
	Restricted License for Non-Support	SL	0	▼	-100.0%	-2	
Total			<b>1,592</b>	▼	<b>-3.2%</b>	<b>-52</b>	
<b>Juvenile</b>	Custody Visitation	CV	1,074	▲	+13.7%	+129	
	Misdemeanor	DM	138	▼	-7.4%	-11	
	Traffic	T	87	▲	+40.3%	+25	
	Abuse and Neglect	AN	64	▲	+14.3%	+8	
	Status	ST	41	▼	-30.5%	-18	
	Terminate Parental Rights	TP	38	▲	+90.0%	+18	
	Foster Care Review	FC	36	▲	+12.5%	+4	
	Permanency Planning	PH	33	▲	+94.1%	+16	
	Truancy	TR	31	▲	+3.3%	+1	
	Initial Foster Care	IF	29	▲	+45.0%	+9	
	Felony	DF	26	↔	-	-	
	Motion - Protective Order	MP	24	▲	+26.3%	+5	
	Child In Need of Services	CS	15	▼	-11.8%	-2	
	Paternity	PT	15	▼	-37.5%	-9	
	Non-Family Abuse Protective Order	AP	12	▲	+20.0%	+2	
	Temporary Detention Order	TD	9	▼	-55.0%	-11	
	Remand Custody	RC	7	▲	-	+7	
	Remand Visitation	RV	6	▲	-	+6	
	Relief of Custody	CR	5	▲	-	+5	
	Civil Violation	CI	3	↔	-	-	
	Other	OT	3	▲	-	+3	
	Special Immigrant Juvenile Status	SI	2	▲	-	+2	
	Voluntary Continuing Services and Support Agreem	VA	2	▲	-	+2	
	Emergency Custody Order	EC	1	▼	-75.0%	-3	
	Qualified Residential Treatment	QR	0	▼	-100.0%	-1	
	Total			<b>1,701</b>	▲	<b>12.4%</b>	<b>+187</b>
	<b>GRAND TOTAL</b>			<b>3,293</b>	▲	<b>4.3%</b>	<b>+135</b>

Filings by Major Case Category\*\*

Category	Summary	Change	% Change	Absolute Change
Adult Criminal	587	▼	-6.4%	-40
Child Dependency	207	▲	+41.8%	+61
Child in Need of Services/Supervision	46	▼	-2.1%	-1
Custody and Visitation	1,089	▼	+12.4%	+120
Delinquency	164	▼	-6.3%	-11

\* Compared to same time period as previous year      \*\* Case Type Categories are defined in the 2017 Virginia Judicial Workload Assessment

The data reported reflect the case management system. The case types reported may not necessitate judicial involvement.

**CPSS - JCMS CASELOAD STATISTICS OF THE JUVENILE & DOMESTIC RELATIONS DISTRICT COURTS**  
 January 2024 thru December 2024 Filings (Compared to January 2023 thru December 2023)

Juvenile Miscellaneous	41	▼	-30.5%	-18
New to Workload Study	5	▲	+66.7%	+2
Other	298	▲	+4.6%	+13
Protective Orders	198	▼	-9.2%	-20
Support	571	▼	+0.7%	+4
Traffic	87	▲	+40.3%	+25
<b>GRAND TOTAL</b>	<b>3,293</b>	▲	4.3%	+135

\* Compared to same time period as previous year

\*\* Case Type Categories are defined in the 2017 Virginia Judicial Workload Assessment

The data reported reflect the case management system. The case types reported may not necessitate judicial involvement.

2024 Overall GRAND TOTAL		Distribution of Caseload			Change*		Percentage (%) of Caseload		
<b>6,518</b> 	+72 1.1%	<b>Adult</b>	3,479	53%	10.8% ▲	+339	<b>Adult</b>	48.7%	53.4%
		<b>Juvenile</b>	3,039	47%	-8.1% ▼	-267	<b>Juvenile</b>	51.3%	46.6%
		<b>GRAND TOTAL</b>	<b>6,518</b>	100%	1.1% ▲	+72	<b>GRAND TOTAL</b>	100%	100%

Filings by Division & Code

Division	Case Type Description	Code	Summary	Change	% Change	Absolute Change	
<b>Adult</b>	Misdemeanor	CM	869	▲	+17.4%	+129	
	Other	OT	646	▲	+7.7%	+46	
	Show Cause	SC	644	▲	+35.6%	+169	
	Civil Support	VS	535	▲	+9.0%	+44	
	Felony	CF	307	▼	-6.7%	-22	
	Family Abuse - Protective Order	FP	229	▼	-8.4%	-21	
	Capias	CA	165	▲	-7.8%	-14	
	Motion - Protective Order	MP	59	▲	+25.5%	+12	
	Remand Support	RS	11	▲	+57.1%	+4	
	Non-Family Abuse Protective Order	AP	9	▼	-50.0%	-9	
	Restricted License for Non-Support	SL	5	▲	-	+5	
	Protective Order	PC	0	▼	-100.0%	-3	
	Violation of Protective Order	PV	0	▼	-100.0%	-1	
	<b>Total</b>		<b>3,479</b>	<b>▲</b>	<b>10.8%</b>	<b>+339</b>	
<b>Juvenile</b>	Custody Visitation	CV	1,295	▼	-10.3%	-149	
	Misdemeanor	DM	362	▲	+25.7%	+74	
	Permanency Planning	PH	174	▼	-13.0%	-26	
	Foster Care Review	FC	156	▲	+20.0%	+26	
	Terminate Parental Rights	TP	129	▼	-29.5%	-54	
	Abuse and Neglect	AN	128	▼	-28.5%	-51	
	Traffic	T	82	▲	+10.8%	+8	
	Initial Foster Care	IF	77	▲	+32.8%	+19	
	Felony	DF	69	▼	-49.6%	-68	
	Paternity	PT	68	▲	+15.3%	+9	
	Truancy	TR	65	▼	-16.7%	-13	
	Mental Commitment	MC	64	▼	-21.0%	-17	
	Entrustment	ET	62	▲	+17.0%	+9	
	Temporary Detention Order	TD	53	▲	+6.0%	+3	
	Emergency Custody Order	EC	51	▼	-13.6%	-8	
	Child at Risk	RI	42	▲	+40.0%	+12	
	Child In Need of Services	CS	30	▼	-9.1%	-3	
	Remand Custody	RC	25	▲	+38.9%	+7	
	Non-Family Abuse Protective Order	AP	18	▲	+20.0%	+3	
	Other	OT	18	▼	-25.0%	-6	
	Voluntary Continuing Services and Support Agree	VA	18	▲	+28.6%	+4	
	Motion - Protective Order	MP	14	▲	+7.7%	+1	
	Remand Visitation	RV	13	▲	+62.5%	+5	
	Special Immigrant Juvenile Status	SI	12	▲	+20.0%	+2	
	Status	ST	12	▼	-78.2%	-43	
	Family Abuse - Protective Order	FP	1	▲	-	+1	
	Protective Order	PC	1	▲	-	+1	
	Capias	CA	0	▼	-100.0%	-1	
	Civil Violation	CI	0	▼	-100.0%	-3	
	Qualified Residential Treatment	QR	0	▼	-100.0%	-4	
	Show Cause	SC	0	▼	-100.0%	-5	
		<b>Total</b>		<b>3,039</b>	<b>▼</b>	<b>-8.1%</b>	<b>-267</b>
		<b>GRAND TOTAL</b>		<b>6,518</b>	<b>▲</b>	<b>1.1%</b>	<b>+72</b>

\* Compared to same time period as previous year

\*\* Case Type Categories are defined in the 2017 Virginia Judicial Workload Assessment

The data reported reflect the case management system. The case types reported may not necessitate judicial involvement.

**Filings by Major Case Category\*\***

Category	Summary	Change	% Change	Absolute Change
Adult Criminal	1,752	▼	+8.7%	+140
Child Dependency	786	▼	-7.6%	-65
Child in Need of Services/Supervision	95	▼	-15.2%	-17
Custody and Visitation	1,363	▲	-9.3%	-140
Delinquency	432	▲	+0.5%	+2
Juvenile Miscellaneous	12	▼	-78.2%	-43
New to Workload Study	12	▼	-7.7%	-1
Other	881	▲	+4.0%	+34
Protective Orders	330	▲	-3.8%	-13
Support	773	▲	+27.6%	+167
Traffic	82	▲	+10.8%	+8
<b>GRAND TOTAL</b>	<b>6,518</b>	▲	1.1%	+72

\* Compared to same time period as previous year

\*\* Case Type Categories are defined in the 2017 Virginia Judicial Workload Assessment

The data reported reflect the case management system. The case types reported may not necessitate judicial involvement.

2024 Overall GRAND TOTAL		Distribution of Caseload			Change*		Percentage (%) of Caseload		
<b>1,037</b> -78 -7.0% 	Adult	598	58%	-16.5% ▼	-118	Adult	2023: 64.2%	2024: 57.7%	
	Juvenile	439	42%	10.0% ▲	+40	Juvenile	35.8%	42.3%	
<b>GRAND TOTAL</b>		<b>1,037</b>	100%	-7.0% ▼	-78	<b>GRAND TOTAL</b>	100%	100%	

Filings by Division & Code

Division	Case Type Description	Code	Summary	Change	% Change	Absolute Change	
<b>Adult</b>	Misdemeanor	CM	232	▲	+10.0%	+21	
	Show Cause	SC	108	▲	+17.4%	+16	
	Civil Support	VS	85	▼	-9.6%	-9	
	Other	OT	65	▼	-40.9%	-45	
	Capias	CA	32	▲	+45.5%	+10	
	Felony	CF	26	▼	-80.6%	-108	
	Family Abuse - Protective Order	FP	25	▼	-30.6%	-11	
	Violation of Protective Order	PV	12	▲	+71.4%	+5	
	Motion - Protective Order	MP	10	▲	+66.7%	+4	
	Non-Family Abuse Protective Order	AP	2	▲	+100.0%	+1	
	Protective Order	PC	1	↔		-	
	Remand Support	RS	0	▼	-100.0%	-2	
Total			<b>598</b>	▼	<b>-16.5%</b>	<b>-118</b>	
<b>Juvenile</b>	Custody Visitation	CV	215	▲	+16.2%	+30	
	Misdemeanor	DM	47	▲	+2.2%	+1	
	Terminate Parental Rights	TP	24	▲	+50.0%	+8	
	Traffic	T	21	▼	-8.7%	-2	
	Truancy	TR	19	▼	-5.0%	-1	
	Felony	DF	18	▲	+350.0%	+14	
	Motion - Protective Order	MP	15	▲	+400.0%	+12	
	Abuse and Neglect	AN	13	▲	+18.2%	+2	
	Permanency Planning	PH	12	▼	-60.0%	-18	
	Status	ST	10	▲	+42.9%	+3	
	Foster Care Review	FC	8	▼	-33.3%	-4	
	Entrustment	ET	6	▼	-25.0%	-2	
	Initial Foster Care	IF	6	▲	+20.0%	+1	
	Paternity	PT	5	▲	+150.0%	+3	
	Child In Need of Services	CS	4	▼	-42.9%	-3	
	Child at Risk	RI	3	▲	+200.0%	+2	
	Civil Violation	CI	3	▲	+200.0%	+2	
	Special Immigrant Juvenile Status	SI	3	▲	-	+3	
	Voluntary Continuing Services and Support Agree	VA	2	▲	-	+2	
	Mental Commitment	MC	1	▲	-	+1	
	Other	OT	1	▲	-	+1	
	Relief of Custody	CR	1	▼	-66.7%	-2	
	Restricted Operators License	RL	1	▼	-66.7%	-2	
	Temporary Detention Order	TD	1	▼	-66.7%	-2	
	Emergency Custody Order	EC	0	▼	-100.0%	-1	
	Non-Family Abuse Protective Order	AP	0	▼	-100.0%	-1	
	Qualified Residential Treatment	QR	0	▼	-100.0%	-1	
	Remand Custody	RC	0	▼	-100.0%	-3	
	Remand Visitation	RV	0	▼	-100.0%	-3	
	Total			<b>439</b>	▲	<b>10.0%</b>	<b>+40</b>
	<b>GRAND TOTAL</b>			<b>1,037</b>	▼	<b>-7.0%</b>	<b>-78</b>

\* Compared to same time period as previous year

\*\* Case Type Categories are defined in the 2017 Virginia Judicial Workload Assessment

The data reported reflect the case management system. The case types reported may not necessitate judicial involvement.

Filings by Major Case Category\*\*

Category	Summary	Change	% Change	Absolute Change
Adult Criminal	370	▲	-16.7%	-74
Child Dependency	75	▲	-13.8%	-12
Child in Need of Services/Supervision	23	▼	-14.8%	-4
Custody and Visitation	220	▲	+17.6%	+33
Delinquency	65	▲	+30.0%	+15
Juvenile Miscellaneous	10	▲	+42.9%	+3
New to Workload Study	6	▲	+500.0%	+5
Other	68	▲	-44.3%	-54
Protective Orders	52	▲	+10.6%	+5
Support	126	▲	+7.7%	+9
Traffic	22	▼	-15.4%	-4
<b>GRAND TOTAL</b>	<b>1,037</b>	▼	-7.0%	-78

\* Compared to same time period as previous year

\*\* Case Type Categories are defined in the 2017 Virginia Judicial Workload Assessment

The data reported reflect the case management system. The case types reported may not necessitate judicial involvement.

2024 Overall GRAND TOTAL		Distribution of Caseload			Change*		Percentage (%) of Caseload		
<b>1,640</b> 	+21	<b>Adult</b>	872	53%	0.7% ▲	+6	<b>Adult</b>	53.5%	53.2%
	1.3%	<b>Juvenile</b>	768	47%	2.0% ▲	+15	<b>Juvenile</b>	46.5%	46.8%
		<b>GRAND TOTAL</b>	<b>1,640</b>	100%	1.3% ▲	+21	<b>GRAND TOTAL</b>	100%	100%

Filings by Division & Code

Division	Case Type Description	Code	Summary	Change	% Change	Absolute Change	
<b>Adult</b>	Misdemeanor	CM	202	▲	+1.0%	+2	
	Other	OT	178	▲	+9.2%	+15	
	Show Cause	SC	147	▲	+23.5%	+28	
	Civil Support	VS	131	▼	-17.1%	-27	
	Felony	CF	81	▼	-17.3%	-17	
	Family Abuse - Protective Order	FP	60	▲	+11.1%	+6	
	Capias	CA	29	▼	-14.7%	-5	
	Violation of Protective Order	PV	14	▲	+27.3%	+3	
	Motion - Protective Order	MP	13	▲	+85.7%	+6	
	Remand Support	RS	8	▼	-46.7%	-7	
	Non-Family Abuse Protective Order	AP	5	▼	-16.7%	-1	
	Restricted License for Non-Support	SL	2	▲	+100.0%	+1	
	Protective Order	PC	1	▲	-	+1	
	Violation Family Abuse Protective Order	PS	1	▲	-	+1	
Total			<b>872</b>	▲	<b>0.7%</b>	<b>+6</b>	
<b>Juvenile</b>	Custody Visitation	CV	386	▼	-10.2%	-44	
	Abuse and Neglect	AN	75	▲	+435.7%	+61	
	Status	ST	57	▲	+29.5%	+13	
	Misdemeanor	DM	54	▲	+74.2%	+23	
	Traffic	T	44	▲	+29.4%	+10	
	Initial Foster Care	IF	19	▲	+1,800.0%	+18	
	Truancy	TR	17	▼	-29.2%	-7	
	Foster Care Review	FC	16	▲	+128.6%	+9	
	Child In Need of Services	CS	15	↔	-	-	
	Motion - Protective Order	MP	14	▼	-12.5%	-2	
	Remand Custody	RC	12	▼	-53.8%	-14	
	Felony	DF	9	▼	-60.9%	-14	
	Non-Family Abuse Protective Order	AP	9	▼	-18.2%	-2	
	Paternity	PT	8	▲	+14.3%	+1	
	Permanency Planning	PH	7	▼	-68.2%	-15	
	Temporary Detention Order	TD	6	▼	-14.3%	-1	
	Emergency Custody Order	EC	4	↔	-	-	
	Other	OT	4	▼	-69.2%	-9	
	Relief of Custody	CR	3	▲	+200.0%	+2	
	Emancipation	EP	2	▲	-	+2	
	Remand Visitation	RV	2	▲	-	+2	
	Show Cause	SC	2	▼	-71.4%	-5	
	Capias	CA	1	▲	-	+1	
	Civil Violation	CI	1	↔	-	-	
	Voluntary Continuing Services and Support Agreen	VA	1	↔	-	-	
	Family Abuse - Protective Order	FP	0	▼	-100.0%	-3	
	Juvenile Support	JS	0	▼	-100.0%	-1	
	Qualified Residential Treatment	QR	0	▼	-100.0%	-1	
	Terminate Parental Rights	TP	0	▼	-100.0%	-9	
	Total			<b>768</b>	▲	<b>2.0%</b>	<b>+15</b>
	<b>GRAND TOTAL</b>			<b>1,640</b>	▲	<b>1.3%</b>	<b>+21</b>

\* Compared to same time period as previous year

\*\* Case Type Categories are defined in the 2017 Virginia Judicial Workload Assessment

The data reported reflect the case management system. The case types reported may not necessitate judicial involvement.



**Filings by Major Case Category\*\***

Category	Summary	Change	% Change	Absolute Change
Adult Criminal	411	▲	-2.6%	-11
Child Dependency	121	▲	+116.1%	+65
Child in Need of Services/Supervision	32	▼	-22.0%	-9
Custody and Visitation	395	▲	-9.6%	-42
Delinquency	65	▼	+10.2%	+6
Juvenile Miscellaneous	59	▲	+34.1%	+15
New to Workload Study	1	↔		0
Other	214	▲	-6.1%	-14
Protective Orders	101	▼	+4.1%	+4
Support	197	▲	-1.5%	-3
Traffic	44	▲	+29.4%	+10
<b>GRAND TOTAL</b>	<b>1,640</b>	▲	1.3%	+21

\* Compared to same time period as previous year

\*\* Case Type Categories are defined in the 2017 Virginia Judicial Workload Assessment

The data reported reflect the case management system. The case types reported may not necessitate judicial involvement.

2024 Overall GRAND TOTAL		Distribution of Caseload		Change*		Percentage (%) of Caseload			
<b>4,358</b> 	-311 -6.7%	<b>Adult</b>	2,003	46%	-3.5% ▼	-72	<b>Adult</b>	44.4%	46.0%
		<b>Juvenile</b>	2,355	54%	-9.2% ▼	-239	<b>Juvenile</b>	55.6%	54.0%
		<b>GRAND TOTAL</b>	<b>4,358</b>	100%	-6.7% ▼	-311	<b>GRAND TOTAL</b>	100%	100%

Filings by Division & Code

Division	Case Type Description	Code	Summary	Change	% Change	Absolute Change	
<b>Adult</b>	Show Cause	SC	461	▲	+36.4%	+123	
	Misdemeanor	CM	376	▼	-1.8%	-7	
	Civil Support	VS	338	▼	-13.6%	-53	
	Other	OT	262	▲	-9.0%	-26	
	Family Abuse - Protective Order	FP	164	▼	-17.2%	-34	
	Capias	CA	140	▲	+5.3%	+7	
	Felony	CF	139	▲	+9.4%	+12	
	Remand Support	RS	60	▼	-61.0%	-94	
	Motion - Protective Order	MP	34	▼	-5.6%	-2	
	Non-Family Abuse Protective Order	AP	24	▲	+100.0%	+12	
	Violation of Protective Order	PV	3	▼	-66.7%	-6	
	Restricted License for Non-Support	SL	2	▼	-66.7%	-4	
		<b>Total</b>		<b>2,003</b>	▼	<b>-3.5%</b>	<b>-72</b>
<b>Juvenile</b>	Custody Visitation	CV	1,226	▲	+3.6%	+43	
	Misdemeanor	DM	249	▲	+13.7%	+30	
	Traffic	T	154	▲	+25.2%	+31	
	Abuse and Neglect	AN	102	▲	+54.5%	+36	
	Remand Visitation	RV	94	▼	-60.3%	-143	
	Remand Custody	RC	93	▼	-60.8%	-144	
	Foster Care Review	FC	91	▼	-24.8%	-30	
	Felony	DF	43	▼	-10.4%	-5	
	Truancy	TR	37	▼	-2.6%	-1	
	Permanency Planning	PH	34	▼	-24.4%	-11	
	Temporary Detention Order	TD	33	▲	+13.8%	+4	
	Emergency Custody Order	EC	31	▼	-13.9%	-5	
	Motion - Protective Order	MP	27	▼	-38.6%	-17	
	Initial Foster Care	IF	23	▼	-14.8%	-4	
	Terminate Parental Rights	TP	22	▼	-38.9%	-14	
	Child In Need of Services	CS	21	▼	-8.7%	-2	
	Voluntary Continuing Services and Support Agreem	VA	18	▲	+50.0%	+6	
	Paternity	PT	15	▼	-6.3%	-1	
	Status	ST	9	▼	-40.0%	-6	
	Non-Family Abuse Protective Order	AP	8	▼	-33.3%	-4	
	Civil Violation	CI	5	▲	+150.0%	+3	
	Show Cause	SC	5	▼	-37.5%	-3	
	Family Abuse - Protective Order	FP	4	▲	-	+4	
	Special Immigrant Juvenile Status	SI	4	▼	-33.3%	-2	
	Other	OT	2	▲	-33.3%	-1	
	Restoration of Parental Rights	RR	2	▲	-	+2	
	Capias	CA	1	↔	-	-	
	Emancipation	EP	1	↔	-	-	
	Relief of Custody	CR	1	▼	-50.0%	-1	
	Qualified Residential Treatment	QR	0	▼	-100.0%	-4	
		<b>Total</b>		<b>2,355</b>	▼	<b>-9.2%</b>	<b>-239</b>
	<b>GRAND TOTAL</b>			<b>4,358</b>	▼	<b>-6.7%</b>	<b>-311</b>

\* Compared to same time period as previous year

\*\* Case Type Categories are defined in the 2017 Virginia Judicial Workload Assessment

The data reported reflect the case management system. The case types reported may not necessitate judicial involvement.

**Filings by Major Case Category\*\***

Category	Summary	Change	% Change	Absolute Change
Adult Criminal	838	▼	-2.1%	-18
Child Dependency	291	▼	-7.0%	-22
Child in Need of Services/Supervision	58	▼	-4.9%	-3
Custody and Visitation	1,241	▼	+3.5%	+42
Delinquency	298	▼	+8.0%	+22
Juvenile Miscellaneous	11	▲	-31.3%	-5
New to Workload Study	9	▲	+12.5%	+1
Other	576	▲	-41.5%	-408
Protective Orders	261	▲	-13.6%	-41
Support	621	▲	+16.9%	+90
Traffic	154	▲	+25.2%	+31
<b>GRAND TOTAL</b>	<b>4,358</b>	▼	-6.7%	-311

\* Compared to same time period as previous year

\*\* Case Type Categories are defined in the 2017 Virginia Judicial Workload Assessment

The data reported reflect the case management system. The case types reported may not necessitate judicial involvement.

2024 Overall GRAND TOTAL		Distribution of Caseload		Change*		Percentage (%) of Caseload			
<b>251</b> +49 24.3% 		<b>Adult</b>	141	56%	116.9% ▲	+76	<b>Adult</b>	32.2%	56.2%
		<b>Juvenile</b>	110	44%	-19.7% ▼	-27	<b>Juvenile</b>	67.8%	43.8%
		<b>GRAND TOTAL</b>	<b>251</b>	100%	24.3% ▲	+49	<b>GRAND TOTAL</b>	100%	100%

Filings by Division & Code

Division	Case Type Description	Code	Summary	Change	% Change	Absolute Change
<b>Adult</b>	Felony	CF	42	▲	+740.0%	+37
	Misdemeanor	CM	30	▲	+76.5%	+13
	Other	OT	21	▲	+110.0%	+11
	Civil Support	VS	18	▲	+5.9%	+1
	Show Cause	SC	13	▲	+333.3%	+10
	Family Abuse - Protective Order	FP	9	▲	+125.0%	+5
	Capias	CA	4	▲	+33.3%	+1
	Motion - Protective Order	MP	2	▲	+100.0%	+1
	Remand Support	RS	2	▼	-50.0%	-2
	Violation Family Abuse Protective Order	PS	0	▼	-100.0%	-1
		<b>Total</b>		<b>141</b>	<b>▲</b>	<b>116.9%</b>
<b>Juvenile</b>	Custody Visitation	CV	68	▲	+9.7%	+6
	Traffic	T	22	▼	-26.7%	-8
	Abuse and Neglect	AN	8	▲	+166.7%	+5
	Civil Violation	CI	4	▲	+300.0%	+3
	Misdemeanor	DM	3	▼	-70.0%	-7
	Child In Need of Services	CS	1	▼	-50.0%	-1
	Emergency Custody Order	EC	1	▼	-50.0%	-1
	Motion - Protective Order	MP	1	▲	-	+1
	Other	OT	1	▲	-	+1
	Paternity	PT	1	↔	-	-
	Felony	DF	0	▼	-100.0%	-2
	Non-Family Abuse Protective Order	AP	0	▼	-100.0%	-5
	Remand Custody	RC	0	▼	-100.0%	-10
	Remand Visitation	RV	0	▼	-100.0%	-4
	Status	ST	0	▼	-100.0%	-4
	Truancy	TR	0	▼	-100.0%	-1
	<b>Total</b>		<b>110</b>	<b>▼</b>	<b>-19.7%</b>	<b>-27</b>
<b>GRAND TOTAL</b>			<b>251</b>	<b>▲</b>	<b>24.3%</b>	<b>+49</b>

Filings by Major Case Category\*\*

Category	Summary	Change	% Change	Absolute Change
Adult Criminal	80	▲	+207.7%	+54
Child Dependency	8	▲	+166.7%	+5
Child in Need of Services/Supervision	1	▼	-66.7%	-2
Custody and Visitation	69	▲	+9.5%	+6
Delinquency	3	▼	-75.0%	-9
Juvenile Miscellaneous	0	▼	-100.0%	-4
New to Workload Study	4	▲	+300.0%	+3
Other	25	▲	-16.7%	-5
Protective Orders	12	▲	+20.0%	+2
Support	27	▲	+35.0%	+7
Traffic	22	▼	-26.7%	-8
<b>GRAND TOTAL</b>	<b>251</b>	<b>▲</b>	<b>24.3%</b>	<b>+49</b>

\* Compared to same time period as previous year

\*\* Case Type Categories are defined in the 2017 Virginia Judicial Workload Assessment

The data reported reflect the case management system. The case types reported may not necessitate judicial involvement.

\* Compared to same time period as previous year

\*\* Case Type Categories are defined in the 2017 Virginia Judicial Workload Assessment

The data reported reflect the case management system. The case types reported may not necessitate judicial involvement.

2024 Overall GRAND TOTAL		Distribution of Caseload			Change*		Percentage (%) of Caseload		
<b>1,323</b> +2 0.2% 	Adult	638	48%	-7.1% ▼	-49	Adult	2023	2024	
	Juvenile	685	52%	8.0% ▲	+51	Juvenile	52.0%	48.2%	
<b>GRAND TOTAL</b>		<b>1,323</b>	100%	0.2% ▲	+2	<b>GRAND TOTAL</b>	100%	100%	

Filings by Division & Code

Division	Case Type Description	Code	Summary	Change	% Change	Absolute Change	
<b>Adult</b>	Misdemeanor	CM	149	▼	-15.3%	-27	
	Other	OT	127	▼	-5.2%	-7	
	Civil Support	VS	123	▼	-9.6%	-13	
	Show Cause	SC	80	▲	-	-	
	Family Abuse - Protective Order	FP	44	▼	-10.2%	-5	
	Felony	CF	42	▼	-8.7%	-4	
	Remand Support	RS	32	▲	+88.2%	+15	
	Motion - Protective Order	MP	18	▼	-10.0%	-2	
	Non-Family Abuse Protective Order	AP	12	▲	+50.0%	+4	
	Capias	CA	10	▼	-47.4%	-9	
	Protective Order	PC	1	▲	-	+1	
	Criminal Support	CS	0	▼	-100.0%	-2	
	Total			<b>638</b>	▼	-7.1%	-49
<b>Juvenile</b>	Custody Visitation	CV	293	▼	-6.7%	-21	
	Traffic	T	80	▼	-10.1%	-9	
	Misdemeanor	DM	70	▼	-6.7%	-5	
	Remand Custody	RC	69	▲	+165.4%	+43	
	Remand Visitation	RV	59	▲	+227.8%	+41	
	Abuse and Neglect	AN	24	▲	+33.3%	+6	
	Felony	DF	17	▼	-19.0%	-4	
	Child In Need of Services	CS	14	▲	+180.0%	+9	
	Emergency Custody Order	EC	8	▲	+300.0%	+6	
	Permanency Planning	PH	8	▲	+33.3%	+2	
	Civil Violation	CI	6	▼	-71.4%	-15	
	Motion - Protective Order	MP	5	▲	+66.7%	+2	
	Status	ST	5	▲	-	-	
	Temporary Detention Order	TD	4	▲	+300.0%	+3	
	Truancy	TR	4	▼	-33.3%	-2	
	Family Abuse - Protective Order	FP	3	▲	+200.0%	+2	
	Foster Care Review	FC	3	▼	-50.0%	-3	
	Initial Foster Care	IF	3	▲	+200.0%	+2	
	Mental Commitment	MC	2	↔	-	-	
	Non-Family Abuse Protective Order	AP	2	▼	-33.3%	-1	
	Restoration of Parental Rights	RR	2	▲	-	+2	
	Voluntary Continuing Services and Support Agreem	VA	2	▲	-	+2	
	Paternity	PT	1	▼	-66.7%	-2	
	Terminate Parental Rights	TP	1	↔	-	-	
	Relief of Custody	CR	0	▼	-100.0%	-1	
	Show Cause	SC	0	▼	-100.0%	-6	
	Total			<b>685</b>	▲	8.0%	+51
	<b>GRAND TOTAL</b>			<b>1,323</b>	▲	0.2%	+2

Filings by Major Case Category\*\*

Category	Summary	Change	% Change	Absolute Change
Adult Criminal	237	▲	-12.2%	-33
Child Dependency	41	▲	+24.2%	+8
Child in Need of Services/Supervision	18	▲	+63.6%	+7

\* Compared to same time period as previous year      \*\* Case Type Categories are defined in the 2017 Virginia Judicial Workload Assessment

The data reported reflect the case management system. The case types reported may not necessitate judicial involvement.

**CPSS - JCMS CASELOAD STATISTICS OF THE JUVENILE & DOMESTIC RELATIONS DISTRICT COURTS**  
 January 2024 thru December 2024 Filings (Compared to January 2023 thru December 2023)

Custody and Visitation	294	▼	-7.3%	-23
Delinquency	87	▼	-14.7%	-15
Juvenile Miscellaneous	5	▲		0
New to Workload Study	6	▼	-71.4%	-15
Other	303	▲	+51.5%	+103
Protective Orders	84	▲		0
Support	168	▼	-11.1%	-21
Traffic	80	▼	-10.1%	-9
<b>GRAND TOTAL</b>	<b>1,323</b>	▲	0.2%	+2

\* Compared to same time period as previous year

\*\* Case Type Categories are defined in the 2017 Virginia Judicial Workload Assessment

The data reported reflect the case management system. The case types reported may not necessitate judicial involvement.

2024 Overall GRAND TOTAL		Distribution of Caseload		Change*		Percentage (%) of Caseload			
<b>545</b>	+108 24.7%	<b>Adult</b>	282	52%	18.5% ▲	+44	<b>Adult</b>	54.5%	51.7%
2024		<b>Juvenile</b>	263	48%	32.2% ▲	+64	<b>Juvenile</b>	45.5%	48.3%
2023		<b>GRAND TOTAL</b>	<b>545</b>	100%	24.7% ▲	+108	<b>GRAND TOTAL</b>	100%	100%

**Filings by Division & Code**

Division	Case Type Description	Code	Summary	Change	% Change	Absolute Change
<b>Adult</b>	Misdemeanor	CM	77	▲	+30.5%	+18
	Civil Support	VS	59	▲	+68.6%	+24
	Other	OT	51	▲	-19.0%	-12
	Show Cause	SC	46	▲	+187.5%	+30
	Family Abuse - Protective Order	FP	24	▲	+4.3%	+1
	Felony	CF	15	▼	-46.4%	-13
	Motion - Protective Order	MP	5	▲	+25.0%	+1
	Remand Support	RS	3	▲	+50.0%	+1
	Capias	CA	2	▼	-60.0%	-3
	Non-Family Abuse Protective Order	AP	0	▼	-100.0%	-3
	<b>Total</b>		<b>282</b>	▲	<b>18.5%</b>	<b>+44</b>
<b>Juvenile</b>	Custody Visitation	CV	116	▲	+0.9%	+1
	Misdemeanor	DM	27	▲	+350.0%	+21
	Permanency Planning	PH	20	▲	+300.0%	+15
	Truancy	TR	16	▲	+23.1%	+3
	Abuse and Neglect	AN	13	▼	-18.8%	-3
	Foster Care Review	FC	9	▼	-10.0%	-1
	Initial Foster Care	IF	9	▼	-10.0%	-1
	Motion - Protective Order	MP	8	▲	+300.0%	+6
	Remand Custody	RC	7	▲	+250.0%	+5
	Child In Need of Services	CS	6	▲	+500.0%	+5
	Felony	DF	6	▲	-	+6
	Civil Violation	CI	5	▼	-28.6%	-2
	Status	ST	4	▲	+300.0%	+3
	Traffic	T	4	▼	-20.0%	-1
	Remand Visitation	RV	3	▲	+200.0%	+2
	Non-Family Abuse Protective Order	AP	2	▲	-	+2
	Temporary Detention Order	TD	2	▲	-	+2
	Child at Risk	RI	1	▲	-	+1
	Emancipation	EP	1	▲	-	+1
	Emergency Custody Order	EC	1	▲	-	+1
	Other	OT	1	↔	-	-
	Show Cause	SC	1	▲	-	+1
Voluntary Continuing Services and Support Agreen	VA	1	▼	-50.0%	-1	
Paternity	PT	0	▼	-100.0%	-2	
	<b>Total</b>		<b>263</b>	▲	<b>32.2%</b>	<b>+64</b>
<b>GRAND TOTAL</b>			<b>545</b>	▲	24.7%	+108

**Filings by Major Case Category\*\***

Category	Summary	Change	% Change	Absolute Change
Adult Criminal	111	▲	+16.8%	+16
Child Dependency	53	▲	+23.3%	+10
Child in Need of Services/Supervision	23	▲	+64.3%	+9
Custody and Visitation	116	▼	-0.9%	-1
Delinquency	33	▲	+450.0%	+27
Juvenile Miscellaneous	5	▲	+400.0%	+4
New to Workload Study	5	▼	-28.6%	-2

\* Compared to same time period as previous year      \*\* Case Type Categories are defined in the 2017 Virginia Judicial Workload Assessment

The data reported reflect the case management system. The case types reported may not necessitate judicial involvement.



Other	68	▲	-1.4%	-1
Protective Orders	39	▲	+21.9%	+7
Support	88	▲	+83.3%	+40
Traffic	4	▼	-20.0%	-1
<b>GRAND TOTAL</b>	<b>545</b>	▲	24.7%	+108

\* Compared to same time period as previous year

\*\* Case Type Categories are defined in the 2017 Virginia Judicial Workload Assessment

The data reported reflect the case management system. The case types reported may not necessitate judicial involvement.

2024 Overall GRAND TOTAL		Distribution of Caseload		Change*		Percentage (%) of Caseload			
<b>251</b> 	+8	<b>Adult</b>	135	54%	15.4% ▲	+18	<b>Adult</b>	48.1%	53.8%
	3.3%	<b>Juvenile</b>	116	46%	-7.9% ▼	-10	<b>Juvenile</b>	51.9%	46.2%
<b>GRAND TOTAL</b>		<b>GRAND TOTAL</b>	<b>251</b>	100%	3.3% ▲	+8	<b>GRAND TOTAL</b>	100%	100%

Filings by Division & Code

Division	Case Type Description	Code	Summary	Change	% Change	Absolute Change
<b>Adult</b>	Civil Support	VS	32	▲	+68.4%	+13
	Misdemeanor	CM	25	▼	-13.8%	-4
	Show Cause	SC	23	▲	+53.3%	+8
	Other	OT	20	▲	-28.6%	-8
	Felony	CF	15	▲	+87.5%	+7
	Family Abuse - Protective Order	FP	7	▼	-12.5%	-1
	Motion - Protective Order	MP	6	▲	+20.0%	+1
	Non-Family Abuse Protective Order	AP	3	▼	-25.0%	-1
	Remand Support	RS	2	▲	+100.0%	+1
	Capias	CA	1	▲	-	+1
	Violation Family Abuse Protective Order	PS	1	▲	-	+1
Total			<b>135</b>	▲	<b>15.4%</b>	<b>+18</b>
<b>Juvenile</b>	Custody Visitation	CV	44	▼	-44.3%	-35
	Traffic	T	12	▲	+100.0%	+6
	Misdemeanor	DM	10	▲	+42.9%	+3
	Remand Custody	RC	9	▲	+800.0%	+8
	Foster Care Review	FC	8	▲	+60.0%	+3
	Initial Foster Care	IF	7	▲	+600.0%	+6
	Remand Visitation	RV	7	▲	+600.0%	+6
	Abuse and Neglect	AN	5	▲	+25.0%	+1
	Permanency Planning	PH	4	▲	+100.0%	+2
	Temporary Detention Order	TD	2	▲	-	+2
	Truancy	TR	2	▼	-50.0%	-2
	Felony	DF	1	▼	-80.0%	-4
	Motion - Protective Order	MP	1	▼	-75.0%	-3
	Non-Family Abuse Protective Order	AP	1	▲	-	+1
	Show Cause	SC	1	▼	-50.0%	-1
	Terminate Parental Rights	TP	1	▲	-	+1
	Voluntary Continuing Services and Support Agreem	VA	1	↔	-	-
	Child In Need of Services	CS	0	▼	-100.0%	-2
	Entrustment	ET	0	▼	-100.0%	-1
	Qualified Residential Treatment	QR	0	▼	-100.0%	-1
Total			<b>116</b>	▼	<b>-7.9%</b>	<b>-10</b>
<b>GRAND TOTAL</b>			<b>251</b>	▲	<b>3.3%</b>	<b>+8</b>

Filings by Major Case Category\*\*

Category	Summary	Change	% Change	Absolute Change
Adult Criminal	51	▲		0
Child Dependency	26	▲	+73.3%	+11
Child in Need of Services/Supervision	2	▼	-66.7%	-4
Custody and Visitation	44	▼	-44.3%	-35
Delinquency	12	▼	-14.3%	-2
Other	40	▲	+29.0%	+9
Protective Orders	18	▲	-14.3%	-3
Support	46	▲	+130.0%	+26
Traffic	12	▲	+100.0%	+6

\* Compared to same time period as previous year

\*\* Case Type Categories are defined in the 2017 Virginia Judicial Workload Assessment

The data reported reflect the case management system. The case types reported may not necessitate judicial involvement.

**GRAND TOTAL**

**251**

▲

3.3%

+8

\* Compared to same time period as previous year

\*\* Case Type Categories are defined in the 2017 Virginia Judicial Workload Assessment

The data reported reflect the case management system. The case types reported may not necessitate judicial involvement.

2024 Overall GRAND TOTAL		Distribution of Caseload		Change*		Percentage (%) of Caseload			
<b>90</b>	-13 -12.6%	<b>Adult</b>	41 46%	-21.2%	▼	-11	<b>Adult</b>	50.5%	45.6%
2024		<b>Juvenile</b>	49 54%	-3.9%	▼	-2	<b>Juvenile</b>	49.5%	54.4%
2023		<b>GRAND TOTAL</b>	<b>90</b> 100%	-12.6%	▼	-13	<b>GRAND TOTAL</b>	100%	100%

Filings by Division & Code

Division	Case Type Description	Code	Summary	Change	% Change	Absolute Change
<b>Adult</b>	Felony	CF	11	▲	+266.7%	+8
	Misdemeanor	CM	11	▼	-57.7%	-15
	Non-Family Abuse Protective Order	AP	5	▲	+400.0%	+4
	Other	OT	4	▲	-42.9%	-3
	Show Cause	SC	4	▲	+100.0%	+2
	Civil Support	VS	2	▼	-33.3%	-1
	Remand Support	RS	2	▲	-	+2
	Capias	CA	1	▼	-80.0%	-4
	Family Abuse - Protective Order	FP	1	▼	-80.0%	-4
	<b>Total</b>			<b>41</b>	▼	<b>-21.2%</b>
<b>Juvenile</b>	Traffic	T	16	▲	+166.7%	+10
	Custody Visitation	CV	15	▼	-44.4%	-12
	Remand Custody	RC	4	▲	-	+4
	Remand Visitation	RV	4	▲	-	+4
	Abuse and Neglect	AN	3	▼	-40.0%	-2
	Misdemeanor	DM	3	▼	-72.7%	-8
	Paternity	PT	3	▲	-	+3
	Felony	DF	1	▲	-	+1
	Foster Care Review	FC	0	▼	-100.0%	-1
	Initial Foster Care	IF	0	▼	-100.0%	-1
<b>Total</b>			<b>49</b>	▼	<b>-3.9%</b>	<b>-2</b>
<b>GRAND TOTAL</b>			<b>90</b>	▼	<b>-12.6%</b>	<b>-13</b>

Filings by Major Case Category\*\*

Category	Summary	Change	% Change	Absolute Change
Adult Criminal	24	▲	-25.0%	-8
Child Dependency	3	▼	-57.1%	-4
Custody and Visitation	18	▲	-33.3%	-9
Delinquency	4	▲	-63.6%	-7
Other	14	▲	+100.0%	+7
Protective Orders	6	▲	-	0
Support	5	▼	-28.6%	-2
Traffic	16	▲	+166.7%	+10
<b>GRAND TOTAL</b>	<b>90</b>	▼	<b>-12.6%</b>	<b>-13</b>

\* Compared to same time period as previous year

\*\* Case Type Categories are defined in the 2017 Virginia Judicial Workload Assessment

The data reported reflect the case management system. The case types reported may not necessitate judicial involvement.

2024 Overall GRAND TOTAL		Distribution of Caseload		Change*		Percentage (%) of Caseload			
<b>1,484</b>	+222 17.6%	<b>Adult</b>	844	57%	37.0% ▲	+228	<b>Adult</b>	48.8%	56.9%
2024		<b>Juvenile</b>	640	43%	-0.9% ▼	-6	<b>Juvenile</b>	51.2%	43.1%
		<b>GRAND TOTAL</b>	<b>1,484</b>	100%	17.6% ▲	+222	<b>GRAND TOTAL</b>	100%	100%

Filings by Division & Code

Division	Case Type Description	Code	Summary	Change	% Change	Absolute Change
<b>Adult</b>	Misdemeanor	CM	170	▲	+28.8%	+38
	Civil Support	VS	164	▲	+39.0%	+46
	Show Cause	SC	138	▲	+102.9%	+70
	Other	OT	129	▲	+1.6%	+2
	Felony	CF	125	▲	+86.6%	+58
	Family Abuse - Protective Order	FP	58	▲	+1.8%	+1
	Capias	CA	22	▲	+4.8%	+1
	Motion - Protective Order	MP	14	▲	+27.3%	+3
	Non-Family Abuse Protective Order	AP	12	▲	+200.0%	+8
	Remand Support	RS	5	▼	-28.6%	-2
	Violation of Protective Order	PV	5	▲	+66.7%	+2
	Violation Family Abuse Protective Order	PS	2	▲	+100.0%	+1
	<b>Total</b>		<b>844</b>	▲	<b>37.0%</b>	<b>+228</b>
<b>Juvenile</b>	Custody Visitation	CV	369	▲	+7.6%	+26
	Misdemeanor	DM	76	↔		-
	Traffic	T	34	▼	-2.9%	-1
	Truancy	TR	24	▼	-35.1%	-13
	Felony	DF	22	▲	+100.0%	+11
	Abuse and Neglect	AN	19	▼	-32.1%	-9
	Permanency Planning	PH	14	▲	+16.7%	+2
	Motion - Protective Order	MP	13	▲	+44.4%	+4
	Status	ST	10	▲	+66.7%	+4
	Paternity	PT	9	▼	-35.7%	-5
	Show Cause	SC	9	▼	-18.2%	-2
	Foster Care Review	FC	7	▲	+16.7%	+1
	Initial Foster Care	IF	7	▼	-12.5%	-1
	Non-Family Abuse Protective Order	AP	5	▼	-28.6%	-2
	Child In Need of Services	CS	3	▼	-57.1%	-4
	Emergency Custody Order	EC	3	▲	-	+3
	Relief of Custody	CR	3	▼	-62.5%	-5
	Remand Custody	RC	3	▼	-57.1%	-4
	Temporary Detention Order	TD	3	▼	-25.0%	-1
	Civil Violation	CI	2	▼	-60.0%	-3
	Family Abuse - Protective Order	FP	2	▲	-	+2
	Remand Visitation	RV	2	▼	-71.4%	-5
	Other	OT	1	▲	-	+1
	Child at Risk	RI	0	▼	-100.0%	-1
	Emancipation	EP	0	▼	-100.0%	-1
	Qualified Residential Treatment	QR	0	▼	-100.0%	-2
	Special Immigrant Juvenile Status	SI	0	▼	-100.0%	-1
		<b>Total</b>		<b>640</b>	▼	<b>-0.9%</b>
	<b>GRAND TOTAL</b>		<b>1,484</b>	▲	<b>17.6%</b>	<b>+222</b>

Filings by Major Case Category\*\*

Category	Summary	Change	% Change	Absolute Change
Adult Criminal	403	▲	+53.2%	+140
Child Dependency	50	▼	-23.1%	-15

\* Compared to same time period as previous year      \*\* Case Type Categories are defined in the 2017 Virginia Judicial Workload Assessment


The data reported reflect the case management system. The case types reported may not necessitate judicial involvement.

Child in Need of Services/Supervision	27	▼	-40.0%	-18
Custody and Visitation	378	▼	+5.9%	+21
Delinquency	107	▲	+10.3%	+10
Juvenile Miscellaneous	10	▲	+42.9%	+3
New to Workload Study	2	▼	-66.7%	-4
Other	146	▲	-3.9%	-6
Protective Orders	104	▲	+18.2%	+16
Support	223	▲	+51.7%	+76
Traffic	34	▼	-2.9%	-1
<b>GRAND TOTAL</b>	<b>1,484</b>	▲	17.6%	+222

\* Compared to same time period as previous year

\*\* Case Type Categories are defined in the 2017 Virginia Judicial Workload Assessment

The data reported reflect the case management system. The case types reported may not necessitate judicial involvement.

2024 Overall GRAND TOTAL		Distribution of Caseload			Change*		Percentage (%) of Caseload		
<b>2,115</b> -10 -0.5% 		<b>Adult</b>	1,105	52%	-3.2% ▼	-37	<b>Adult</b>	53.7%	52.2%
		<b>Juvenile</b>	1,010	48%	2.7% ▲	+27	<b>Juvenile</b>	46.3%	47.8%
		<b>GRAND TOTAL</b>	<b>2,115</b>	100%	-0.5% ▼	-10	<b>GRAND TOTAL</b>	100%	100%

Filings by Division & Code

Division	Case Type Description	Code	Summary	Change	% Change	Absolute Change	
<b>Adult</b>	Show Cause	SC	263	▲	+80.1%	+117	
	Misdemeanor	CM	188	▼	-29.9%	-80	
	Felony	CF	169	▼	-18.8%	-39	
	Civil Support	VS	151	↔		-	
	Other	OT	114	▼	-24.5%	-37	
	Family Abuse - Protective Order	FP	92	▼	-2.1%	-2	
	Capias	CA	83	▲	+3.8%	+3	
	Remand Support	RS	17	▲	+13.3%	+2	
	Motion - Protective Order	MP	12	▼	-42.9%	-9	
	Violation of Protective Order	PV	8	▲	+166.7%	+5	
	Non-Family Abuse Protective Order	AP	4	▲	+100.0%	+2	
	Restricted License for Non-Support	SL	4	▲	+100.0%	+2	
	Criminal Support	CS	0	▼	-100.0%	-1	
	<b>Total</b>		<b>1,105</b>	▼	<b>-3.2%</b>	<b>-37</b>	
<b>Juvenile</b>	Custody Visitation	CV	436	▼	-14.8%	-76	
	Misdemeanor	DM	133	▲	+70.5%	+55	
	Abuse and Neglect	AN	57	▲	+14.0%	+7	
	Foster Care Review	FC	52	▲	+18.2%	+8	
	Felony	DF	48	▲	+108.7%	+25	
	Mental Commitment	MC	48	▼	-30.4%	-21	
	Traffic	T	48	▲	+6.7%	+3	
	Initial Foster Care	IF	26	▲	+136.4%	+15	
	Remand Custody	RC	24	▲	+20.0%	+4	
	Remand Visitation	RV	22	▲	+10.0%	+2	
	Permanency Planning	PH	21	▲	+23.5%	+4	
	Child In Need of Services	CS	14	▲	+40.0%	+4	
	Paternity	PT	14	▲	+100.0%	+7	
	Temporary Detention Order	TD	13	▼	-18.8%	-3	
	Terminate Parental Rights	TP	12	↔		-	
	Motion - Protective Order	MP	11	↔		-	
	Truancy	TR	7	▼	-50.0%	-7	
	Emergency Custody Order	EC	6	↔		-	
	Non-Family Abuse Protective Order	AP	6	▼	-25.0%	-2	
	Special Immigrant Juvenile Status	SI	4	▼	-20.0%	-1	
	Show Cause	SC	3	▲	-	+3	
	Status	ST	3	▲	+50.0%	+1	
	Civil Violation	CI	1	▲	-	+1	
	Voluntary Continuing Services and Support Agreem	VA	1	▼	-66.7%	-2	
		<b>Total</b>		<b>1,010</b>	▲	<b>2.7%</b>	<b>+27</b>
		<b>GRAND TOTAL</b>		<b>2,115</b>	▼	<b>-0.5%</b>	<b>-10</b>

Filings by Major Case Category\*\*

Category	Summary	Change	% Change	Absolute Change
Adult Criminal	553	▲	-14.9%	-97
Child Dependency	169	▲	+23.4%	+32
Child in Need of Services/Supervision	21	▼	-12.5%	-3
Custody and Visitation	450	▲	-13.3%	-69

\* Compared to same time period as previous year

\*\* Case Type Categories are defined in the 2017 Virginia Judicial Workload Assessment

The data reported reflect the case management system. The case types reported may not necessitate judicial involvement.

**CPSS - JCMS CASELOAD STATISTICS OF THE JUVENILE & DOMESTIC RELATIONS DISTRICT COURTS**  
 January 2024 thru December 2024 Filings (Compared to January 2023 thru December 2023)

**Staunton**

District: 25 FIPS: 790

Delinquency	184	▲	+82.2%	+83
Juvenile Miscellaneous	3	▲	+50.0%	+1
New to Workload Study	5	▲		0
Other	244	▼	-17.8%	-53
Protective Orders	125	▲	-8.1%	-11
Support	313	▲	+49.8%	+104
Traffic	48	▲	+6.7%	+3
<b>GRAND TOTAL</b>	<b>2,115</b>	▼	-0.5%	-10

\* Compared to same time period as previous year

\*\* Case Type Categories are defined in the 2017 Virginia Judicial Workload Assessment

The data reported reflect the case management system. The case types reported may not necessitate judicial involvement.



2024 Overall GRAND TOTAL		Distribution of Caseload			Change*		Percentage (%) of Caseload		
<b>2,022</b> +22 1.1% 		<b>Adult</b>	1,161	57%	15.1% ▲	+152	<b>Adult</b>	50.5%	57.4%
		<b>Juvenile</b>	861	43%	-13.1% ▼	-130	<b>Juvenile</b>	49.6%	42.6%
		<b>GRAND TOTAL</b>	<b>2,022</b>	100%	1.1% ▲	+22	<b>GRAND TOTAL</b>	100%	100%

**Filings by Division & Code**

Division	Case Type Description	Code	Summary	Change	% Change	Absolute Change	
<b>Adult</b>	Show Cause	SC	292	▲	+62.2%	+112	
	Civil Support	VS	238	▲	+12.8%	+27	
	Misdemeanor	CM	169	▼	-1.7%	-3	
	Other	OT	141	▼	-7.8%	-12	
	Capias	CA	129	▲	+34.4%	+33	
	Family Abuse - Protective Order	FP	82	▲	+24.2%	+16	
	Felony	CF	62	▼	-27.9%	-24	
	Remand Support	RS	20	▲	+66.7%	+8	
	Motion - Protective Order	MP	13	▼	-51.9%	-14	
	Non-Family Abuse Protective Order	AP	9	▲	+200.0%	+6	
	Restricted License for Non-Support	SL	5	▲	+66.7%	+2	
	Violation of Protective Order	PV	1	▲	-	+1	
		<b>Total</b>		<b>1,161</b>	<b>▲</b>	<b>15.1%</b>	<b>+152</b>
<b>Juvenile</b>	Custody Visitation	CV	458	▼	-14.2%	-76	
	Foster Care Review	FC	63	▼	-1.6%	-1	
	Misdemeanor	DM	58	▼	-27.5%	-22	
	Permanency Planning	PH	35	▼	-10.3%	-4	
	Remand Custody	RC	34	▲	+61.9%	+13	
	Remand Visitation	RV	34	▲	+61.9%	+13	
	Traffic	T	24	▲	+14.3%	+3	
	Temporary Detention Order	TD	23	▲	+53.3%	+8	
	Abuse and Neglect	AN	20	▼	-20.0%	-5	
	Truancy	TR	17	▼	-19.0%	-4	
	Felony	DF	16	▼	-50.0%	-16	
	Initial Foster Care	IF	15	↔	-	-	
	Terminate Parental Rights	TP	14	▼	-26.3%	-5	
	Paternity	PT	12	▼	-7.7%	-1	
	Show Cause	SC	9	▼	+28.6%	+2	
	Child In Need of Services	CS	8	▼	-33.3%	-4	
	Voluntary Continuing Services and Support Agreem	VA	6	▲	+20.0%	+1	
	Motion - Protective Order	MP	5	▼	-77.3%	-17	
	Emergency Custody Order	EC	4	↔	-	-	
	Non-Family Abuse Protective Order	AP	4	▼	-42.9%	-3	
	Status	ST	2	▲	+100.0%	+1	
	Child at Risk	RI	0	▼	-100.0%	-11	
	Other	OT	0	▼	-100.0%	-2	
		<b>Total</b>		<b>861</b>	<b>▼</b>	<b>-13.1%</b>	<b>-130</b>
		<b>GRAND TOTAL</b>		<b>2,022</b>	<b>▲</b>	<b>1.1%</b>	<b>+22</b>

**Filings by Major Case Category\*\***

Category	Summary	Change	% Change	Absolute Change
Adult Criminal	471	▲	+3.1%	+14
Child Dependency	153	▼	-14.0%	-25
Child in Need of Services/Supervision	25	▼	-26.5%	-9
Custody and Visitation	470	▼	-14.1%	-77
Delinquency	83	▼	-29.7%	-35
Juvenile Miscellaneous	2	▲	+100.0%	+1

\* Compared to same time period as previous year      \*\* Case Type Categories are defined in the 2017 Virginia Judicial Workload Assessment

The data reported reflect the case management system. The case types reported may not necessitate judicial involvement.

**CPSS - JCMS CASELOAD STATISTICS OF THE JUVENILE & DOMESTIC RELATIONS DISTRICT COURTS**  
 January 2024 thru December 2024 Filings (Compared to January 2023 thru December 2023)

**Waynesboro**

District: 25 FIPS: 820

Other	256	▲	+12.3%	+28
Protective Orders	113	▲	-9.6%	-12
Support	425	▲	+46.0%	+134
Traffic	24	▲	+14.3%	+3
<b>GRAND TOTAL</b>	<b>2,022</b>	▲	1.1%	+22

\* Compared to same time period as previous year

\*\* Case Type Categories are defined in the 2017 Virginia Judicial Workload Assessment

The data reported reflect the case management system. The case types reported may not necessitate judicial involvement.

2024 Overall GRAND TOTAL		Distribution of Caseload		Change*		Percentage (%) of Caseload			
<b>488</b> 	+5	<b>Adult</b>	198	41%	-5.3% ▼	-11	<b>Adult</b>	43.3%	40.6%
	1.0% ↑	<b>Juvenile</b>	290	59%	5.8% ▲	+16	<b>Juvenile</b>	56.7%	59.4%
<b>GRAND TOTAL</b>		<b>488</b>	100%	1.0% ▲	+5	<b>GRAND TOTAL</b>		100%	100%

Filings by Division & Code

Division	Case Type Description	Code	Summary	Change	% Change	Absolute Change
<b>Adult</b>	Show Cause	SC	43	▼	-10.4%	-5
	Civil Support	VS	41	▼	-21.2%	-11
	Misdemeanor	CM	39	▲	+5.4%	+2
	Other	OT	31	▼	-20.5%	-8
	Capias	CA	9	▲	+50.0%	+3
	Felony	CF	9	▲	+50.0%	+3
	Remand Support	RS	9	▲	+125.0%	+5
	Family Abuse - Protective Order	FP	8	▼	-50.0%	-8
	Motion - Protective Order	MP	6	▲	+500.0%	+5
	Violation of Protective Order	PV	2	▲	-	+2
	Non-Family Abuse Protective Order	AP	1	▲	-	+1
Total			<b>198</b>	▼	<b>-5.3%</b>	<b>-11</b>
<b>Juvenile</b>	Custody Visitation	CV	133	▼	-16.9%	-27
	Misdemeanor	DM	29	▲	+31.8%	+7
	Traffic	T	20	▲	+100.0%	+10
	Remand Custody	RC	14	▲	+100.0%	+7
	Remand Visitation	RV	14	▲	+100.0%	+7
	Abuse and Neglect	AN	11	▲	+22.2%	+2
	Civil Violation	CI	11	↔	-	-
	Paternity	PT	8	▼	-20.0%	-2
	Permanency Planning	PH	8	▲	+300.0%	+6
	Status	ST	8	▲	+33.3%	+2
	Foster Care Review	FC	6	▲	+20.0%	+1
	Emergency Custody Order	EC	5	↔	-	-
	Motion - Protective Order	MP	5	▲	+150.0%	+3
	Temporary Detention Order	TD	5	▲	+25.0%	+1
	Initial Foster Care	IF	3	▲	+200.0%	+2
	Special Immigrant Juvenile Status	SI	2	↔	-	-
	Capias	CA	1	↔	-	-
	Entrustment	ET	1	▲	-	+1
	Felony	DF	1	▼	-50.0%	-1
	Mental Commitment	MC	1	▲	-	+1
	Non-Family Abuse Protective Order	AP	1	▲	-	+1
	Other	OT	1	▲	-	+1
	Show Cause	SC	1	▼	-66.7%	-2
	Truancy	TR	1	↔	-	-
	Terminate Parental Rights	TP	0	▼	-100.0%	-4
	Total			<b>290</b>	▲	<b>5.8%</b>
<b>GRAND TOTAL</b>			<b>488</b>	▲	<b>1.0%</b>	<b>+5</b>

Filings by Major Case Category\*\*

Category	Summary	Change	% Change	Absolute Change
Adult Criminal	86	▲	+7.5%	+6
Child Dependency	29	▲	+38.1%	+8
Child in Need of Services/Supervision	1	↔	-	0
Custody and Visitation	141	▼	-17.1%	-29
Delinquency	32	▼	+14.3%	+4

\* Compared to same time period as previous year

\*\* Case Type Categories are defined in the 2017 Virginia Judicial Workload Assessment

The data reported reflect the case management system. The case types reported may not necessitate judicial involvement.

Juvenile Miscellaneous	8	▲	+33.3%	+2
New to Workload Study	13	↔		0
Other	80	▲	+21.2%	+14
Protective Orders	21	▲	+10.5%	+2
Support	57	▲	-17.4%	-12
Traffic	20	▲	+100.0%	+10
<b>GRAND TOTAL</b>	<b>488</b>	▲	1.0%	+5

\* Compared to same time period as previous year

\*\* Case Type Categories are defined in the 2017 Virginia Judicial Workload Assessment

The data reported reflect the case management system. The case types reported may not necessitate judicial involvement.

2024 Overall GRAND TOTAL		Distribution of Caseload			Change*		Percentage (%) of Caseload		
<b>3,827</b>	-55 -1.4%	<b>Adult</b>	1,730	45%	3.4% ▲	+57	<b>Adult</b>	43.1%	45.2%
2024		<b>Juvenile</b>	2,097	55%	-5.1% ▼	-112	<b>Juvenile</b>	56.9%	54.8%
2023		<b>GRAND TOTAL</b>	<b>3,827</b>	100%	-1.4% ▼	-55	<b>GRAND TOTAL</b>	100%	100%

Filings by Division & Code

Division	Case Type Description	Code	Summary	Change	% Change	Absolute Change	
<b>Adult</b>	Misdemeanor	CM	401	▲	+29.8%	+92	
	Civil Support	VS	371	▼	-5.4%	-21	
	Show Cause	SC	365	▼		-	
	Other	OT	239	▲	+3.9%	+9	
	Family Abuse - Protective Order	FP	138	▲	+6.2%	+8	
	Felony	CF	66	▲	+11.9%	+7	
	Capias	CA	63	▼	-32.3%	-30	
	Remand Support	RS	48	▼	-11.1%	-6	
	Violation of Protective Order	PV	14	▼	-6.7%	-1	
	Motion - Protective Order	MP	13	▲	+18.2%	+2	
	Non-Family Abuse Protective Order	AP	6	▼	-14.3%	-1	
	Protective Order	PC	4	▼	-42.9%	-3	
	Restricted License for Non-Support	SL	1	▲	-	+1	
	Violation Family Abuse Protective Order	PS	1	↔		-	
Total			<b>1,730</b>	▲	<b>3.4%</b>	<b>+57</b>	
<b>Juvenile</b>	Custody Visitation	CV	1,256	▼	-6.6%	-89	
	Misdemeanor	DM	228	▲	+20.0%	+38	
	Traffic	T	121	▲	+19.8%	+20	
	Remand Visitation	RV	83	▼	-6.7%	-6	
	Remand Custody	RC	81	▼	-2.4%	-2	
	Paternity	PT	42	▲	+7.7%	+3	
	Felony	DF	40	▲	+29.0%	+9	
	Status	ST	32	▼	-17.9%	-7	
	Foster Care Review	FC	30	▼	-23.1%	-9	
	Abuse and Neglect	AN	26	▼	-50.0%	-26	
	Special Immigrant Juvenile Status	SI	24	↔		-	
	Truancy	TR	22	▼	-35.3%	-12	
	Permanency Planning	PH	20	▼	-35.5%	-11	
	Motion - Protective Order	MP	18	↔		-	
	Initial Foster Care	IF	15	▲	+15.4%	+2	
	Civil Violation	CI	13	▲	+85.7%	+6	
	Terminate Parental Rights	TP	12	▲	+9.1%	+1	
	Temporary Detention Order	TD	8	▼	-52.9%	-9	
	Emergency Custody Order	EC	7	▼	-30.0%	-3	
	Non-Family Abuse Protective Order	AP	7	▼	-53.3%	-8	
	Family Abuse - Protective Order	FP	4	▲	+100.0%	+2	
	Other	OT	4	▼	-42.9%	-3	
	Show Cause	SC	2	▲	-	+2	
	Child In Need of Services	CS	1	▼	-75.0%	-3	
	Voluntary Continuing Services and Support Agreen	VA	1	▼	-66.7%	-2	
	Child at Risk	RI	0	▼	-100.0%	-1	
	Emancipation	EP	0	▼	-100.0%	-1	
	Qualified Residential Treatment	QR	0	▼	-100.0%	-3	
	Total			<b>2,097</b>	▼	<b>-5.1%</b>	<b>-112</b>
	<b>GRAND TOTAL</b>			<b>3,827</b>	▼	<b>-1.4%</b>	<b>-55</b>

\* Compared to same time period as previous year

\*\* Case Type Categories are defined in the 2017 Virginia Judicial Workload Assessment

The data reported reflect the case management system. The case types reported may not necessitate judicial involvement.


Filings by Major Case Category\*\*

Category	Summary	Change	% Change	Absolute Change
Adult Criminal	829	▼	+11.7%	+87
Child Dependency	104	▼	-32.0%	-49
Child in Need of Services/Supervision	24	▲	-36.8%	-14
Custody and Visitation	1,298	▲	-6.2%	-86
Delinquency	269	▲	+21.7%	+48
Juvenile Miscellaneous	32	▼	-20.0%	-8
New to Workload Study	37	▲	+19.4%	+6
Other	470	▲	-4.1%	-20
Protective Orders	186	▲	+1.6%	+3
Support	457	▲	-8.4%	-42
Traffic	121	▲	+19.8%	+20
<b>GRAND TOTAL</b>	<b>3,827</b>	▼	-1.4%	-55

\* Compared to same time period as previous year

\*\* Case Type Categories are defined in the 2017 Virginia Judicial Workload Assessment

The data reported reflect the case management system. The case types reported may not necessitate judicial involvement.

2024 Overall GRAND TOTAL		Distribution of Caseload		Change*		Percentage (%) of Caseload			
<b>1,583</b>	-199 -11.2%	<b>Adult</b>	736	46%	-5.9%	-46	<b>Adult</b>	43.9%	46.5%
2024 		<b>Juvenile</b>	847	54%	-15.3%	-153	<b>Juvenile</b>	56.1%	53.5%
2023		<b>GRAND TOTAL</b>	<b>1,583</b>	100%	-11.2%	-199	<b>GRAND TOTAL</b>	100%	100%

Filings by Division & Code

Division	Case Type Description	Code	Summary	Change	% Change	Absolute Change	
<b>Adult</b>	Misdemeanor	CM	191	▲	+24.0%	+37	
	Civil Support	VS	125	▼	-3.1%	-4	
	Show Cause	SC	124	▼	-15.6%	-23	
	Other	OT	113	▲	-1.7%	-2	
	Family Abuse - Protective Order	FP	63	▼	-20.3%	-16	
	Felony	CF	60	▼	-4.8%	-3	
	Capias	CA	39	▼	-39.1%	-25	
	Motion - Protective Order	MP	13	▼	-43.5%	-10	
	Non-Family Abuse Protective Order	AP	3	▼	-50.0%	-3	
	Remand Support	RS	3	▲	+50.0%	+1	
	Restricted License for Non-Support	SL	1	▲	-	+1	
	Violation of Protective Order	PV	1	▲	-	+1	
		<b>Total</b>		<b>736</b>	▼	<b>-5.9%</b>	<b>-46</b>
<b>Juvenile</b>	Custody Visitation	CV	532	▼	-14.3%	-89	
	Misdemeanor	DM	54	▼	-30.8%	-24	
	Traffic	T	49	▼	-43.7%	-38	
	Status	ST	38	▲	+2.7%	+1	
	Permanency Planning	PH	30	▼	-11.8%	-4	
	Foster Care Review	FC	23	▼	-8.0%	-2	
	Initial Foster Care	IF	13	▲	+8.3%	+1	
	Show Cause	SC	13	▼	-7.1%	-1	
	Abuse and Neglect	AN	11	▼	-31.3%	-5	
	Paternity	PT	10	▼	-28.6%	-4	
	Truancy	TR	10	▲	+150.0%	+6	
	Felony	DF	9	▲	+12.5%	+1	
	Terminate Parental Rights	TP	8	▼	-50.0%	-8	
	Non-Family Abuse Protective Order	AP	7	▼	-22.2%	-2	
	Motion - Protective Order	MP	6	▲	+50.0%	+2	
	Capias	CA	5	▲	-	+5	
	Remand Custody	RC	5	▲	-	+5	
	Remand Visitation	RV	5	▲	-	+5	
	Voluntary Continuing Services and Support Agree	VA	5	▲	+25.0%	+1	
	Child In Need of Services	CS	4	▼	-20.0%	-1	
	Other	OT	3	▼	-25.0%	-1	
	Emergency Custody Order	EC	2	▼	-33.3%	-1	
	Entrustment	ET	2	▲	-	+2	
	Family Abuse - Protective Order	FP	1	▲	-	+1	
	Special Immigrant Juvenile Status	SI	1	▲	-	+1	
	Temporary Detention Order	TD	1	▲	-	+1	
	Emancipation	EP	0	▼	-100.0%	-1	
	Qualified Residential Treatment	QR	0	▼	-100.0%	-2	
	Relief of Custody	CR	0	▼	-100.0%	-2	
		<b>Total</b>		<b>847</b>	▼	<b>-15.3%</b>	<b>-153</b>
	<b>GRAND TOTAL</b>			<b>1,583</b>	▼	<b>-11.2%</b>	<b>-199</b>

\* Compared to same time period as previous year

\*\* Case Type Categories are defined in the 2017 Virginia Judicial Workload Assessment

The data reported reflect the case management system. The case types reported may not necessitate judicial involvement.

Filings by Major Case Category\*\*

Category	Summary	Change	% Change	Absolute Change
Adult Criminal	368	▲	-0.3%	-1
Child Dependency	92	▲	-17.1%	-19
Child in Need of Services/Supervision	14	▲	+55.6%	+5
Custody and Visitation	542	▼	-14.6%	-93
Delinquency	81	▲	-19.0%	-19
Juvenile Miscellaneous	38	▼		0
New to Workload Study	1	▲	-	+1
Other	132	▲	+6.5%	+8
Protective Orders	93	▲	-23.1%	-28
Support	173	▲	-8.0%	-15
Traffic	49	▼	-43.7%	-38
<b>GRAND TOTAL</b>	<b>1,583</b>	▼	-11.2%	-199

\* Compared to same time period as previous year

\*\* Case Type Categories are defined in the 2017 Virginia Judicial Workload Assessment

The data reported reflect the case management system. The case types reported may not necessitate judicial involvement.



2024 Overall GRAND TOTAL		Distribution of Caseload			Change*		Percentage (%) of Caseload		
<b>6,524</b> +88 1.4% 		<b>Adult</b>	2,927	45%	1.8% ▲	+51	<b>Adult</b>	44.7%	44.9%
		<b>Juvenile</b>	3,597	55%	1.0% ▲	+37	<b>Juvenile</b>	55.3%	55.1%
		<b>GRAND TOTAL</b>	<b>6,524</b>	100%	1.4% ▲	+88	<b>GRAND TOTAL</b>	100%	100%

Filings by Division & Code

Division	Case Type Description	Code	Summary	Change	% Change	Absolute Change	
<b>Adult</b>	Misdemeanor	CM	613	▼	-10.0%	-68	
	Civil Support	VS	573	▲	+7.5%	+40	
	Show Cause	SC	550	▲	+39.2%	+155	
	Other	OT	411	▲	-0.7%	-3	
	Felony	CF	274	▼	-8.1%	-24	
	Family Abuse - Protective Order	FP	264	▼	-2.2%	-6	
	Capias	CA	151	▼	-6.8%	-11	
	Motion - Protective Order	MP	28	▼	-30.0%	-12	
	Remand Support	RS	25	▼	-24.2%	-8	
	Non-Family Abuse Protective Order	AP	15	▲	+25.0%	+3	
	Violation of Protective Order	PV	13	▼	-55.2%	-16	
	Violation Family Abuse Protective Order	PS	8	▲	+300.0%	+6	
	Bond Forfeiture	BF	1	↔	-	-	
	Return of Desposit (Bondsman)	RD	1	▲	-	+1	
Restricted License for Non-Support	SL	0	▼	-100.0%	-6		
	<b>Total</b>		<b>2,927</b>	<b>▲</b>	<b>1.8%</b>	<b>+51</b>	
<b>Juvenile</b>	Custody Visitation	CV	1,557	▼	-0.6%	-10	
	Misdemeanor	DM	419	▼	-0.9%	-4	
	Traffic	T	301	▼	-7.4%	-24	
	Abuse and Neglect	AN	236	▼	-10.9%	-29	
	Motion - Protective Order	MP	137	▲	+59.3%	+51	
	Permanency Planning	PH	134	▲	+0.8%	+1	
	Felony	DF	97	▲	+34.7%	+25	
	Foster Care Review	FC	90	▲	+8.4%	+7	
	Initial Foster Care	IF	70	▲	+89.2%	+33	
	Special Immigrant Juvenile Status	SI	69	▲	+4.5%	+3	
	Paternity	PT	67	▲	+15.5%	+9	
	Terminate Parental Rights	TP	55	▲	+12.2%	+6	
	Remand Custody	RC	53	▼	-23.2%	-16	
	Entrustment	ET	52	▲	+100.0%	+26	
	Remand Visitation	RV	49	▼	-26.9%	-18	
	Truancy	TR	47	▲	+2.2%	+1	
	Show Cause	SC	38	▼	-13.6%	-6	
	Status	ST	27	▼	-18.2%	-6	
	Non-Family Abuse Protective Order	AP	23	▲	+76.9%	+10	
	Voluntary Continuing Services and Support Agree	VA	20	▲	+42.9%	+6	
	Child In Need of Services	CS	18	▲	+5.9%	+1	
	Civil Violation	CI	10	▼	-52.4%	-11	
	Temporary Detention Order	TD	7	▼	-12.5%	-1	
	Capias	CA	5	▲	+150.0%	+3	
	Other	OT	5	▲	+150.0%	+3	
	Relief of Custody	CR	5	▼	-66.7%	-10	
	Emergency Custody Order	EC	4	▼	-20.0%	-1	
	Family Abuse - Protective Order	FP	1	▲	-	+1	
	Mental Commitment	MC	1	↔	-	-	
	Juvenile Support	JS	0	▼	-100.0%	-1	
	Qualified Residential Treatment	QR	0	▼	-100.0%	-11	
	Restoration of Parental Rights	RR	0	▼	-100.0%	-1	
		<b>Total</b>		<b>3,597</b>	<b>▲</b>	<b>1.0%</b>	<b>+37</b>
		<b>GRAND TOTAL</b>		<b>6,524</b>	<b>▲</b>	<b>1.4%</b>	<b>+88</b>

\* Compared to same time period as previous year      \*\* Case Type Categories are defined in the 2017 Virginia Judicial Workload Assessment

The data reported reflect the case management system. The case types reported may not necessitate judicial involvement.

**Filings by Major Case Category\*\***

Category	Summary	Change	% Change	Absolute Change
Adult Criminal	1,303	▲	-4.9%	-67
Child Dependency	662	▲	+4.6%	+29
Child in Need of Services/Supervision	70	▼	-7.9%	-6
Custody and Visitation	1,624	▲	-0.1%	-1
Delinquency	554	▲	+4.9%	+26
Juvenile Miscellaneous	27	▼	-18.2%	-6
New to Workload Study	79	▼	-9.2%	-8
Other	556	▲	-7.3%	-44
Protective Orders	468	▲	+11.2%	+47
Support	880	▼	+19.2%	+142
Traffic	301	▼	-7.4%	-24
<b>GRAND TOTAL</b>	<b>6,524</b>	▲	1.4%	+88

\* Compared to same time period as previous year

\*\* Case Type Categories are defined in the 2017 Virginia Judicial Workload Assessment

The data reported reflect the case management system. The case types reported may not necessitate judicial involvement.

2024 Overall GRAND TOTAL		Distribution of Caseload		Change*		Percentage (%) of Caseload		
<b>2,802</b>	-139 -4.7%	<b>Adult</b>	1,243 44%	-5.0% ▼	-65	<b>Adult</b>	44.5%	44.4%
2024		<b>Juvenile</b>	1,559 56%	-4.5% ▼	-74	<b>Juvenile</b>	55.5%	55.6%
2023		<b>GRAND TOTAL</b>	<b>2,802</b> 100%	-4.7% ▼	-139	<b>GRAND TOTAL</b>	100%	100%

**Filings by Division & Code**

Division	Case Type Description	Code	Summary	Change	% Change	Absolute Change
<b>Adult</b>	Show Cause	SC	242	▼	-19.3%	-58
	Civil Support	VS	237	▲	+9.7%	+21
	Misdemeanor	CM	233	▼	-10.4%	-27
	Other	OT	165	▼	-13.2%	-25
	Felony	CF	148	▲	+34.5%	+38
	Family Abuse - Protective Order	FP	84	▼	-7.7%	-7
	Capias	CA	70	▲	-17.6%	-15
	Motion - Protective Order	MP	25	▲	+13.6%	+3
	Remand Support	RS	12	▼	-14.3%	-2
	Non-Family Abuse Protective Order	AP	11	▼	-8.3%	-1
	Violation of Protective Order	PV	9	▲	+125.0%	+5
	Restricted License for Non-Support	SL	4	↔	-	-
	Emergency Custody Order	EC	3	▲	-	+3
	<b>Total</b>		<b>1,243</b>	▼	<b>-5.0%</b>	<b>-65</b>
<b>Juvenile</b>	Custody Visitation	CV	923	▼	-4.0%	-38
	Misdemeanor	DM	154	▼	-12.0%	-21
	Show Cause	SC	55	▲	-	-
	Traffic	T	51	▼	-10.5%	-6
	Status	ST	41	▲	-28.1%	-16
	Felony	DF	39	▲	+77.3%	+17
	Remand Custody	RC	33	▲	+3.1%	+1
	Remand Visitation	RV	33	▲	+3.1%	+1
	Abuse and Neglect	AN	32	▲	+28.0%	+7
	Truancy	TR	32	▼	-8.6%	-3
	Permanency Planning	PH	29	▲	+20.8%	+5
	Child In Need of Services	CS	28	▼	-36.4%	-16
	Paternity	PT	23	▼	-11.5%	-3
	Motion - Protective Order	MP	14	▲	+133.3%	+8
	Foster Care Review	FC	12	▼	-29.4%	-5
	Non-Family Abuse Protective Order	AP	12	▲	+500.0%	+10
	Initial Foster Care	IF	7	▼	-22.2%	-2
	Special Immigrant Juvenile Status	SI	7	▼	-12.5%	-1
	Temporary Detention Order	TD	6	▼	-40.0%	-4
	Terminate Parental Rights	TP	6	▲	+500.0%	+5
	Civil Violation	CI	4	▼	-76.5%	-13
	Other	OT	4	▲	-	+4
	Relief of Custody	CR	4	▲	+33.3%	+1
	Emergency Custody Order	EC	3	▲	+50.0%	+1
	Entrustment	ET	2	▼	-66.7%	-4
	Voluntary Continuing Services and Support Agreen	VA	2	▼	-33.3%	-1
	Capias	CA	1	▲	-	+1
	Child at Risk	RI	1	▲	-	+1
	Emancipation	EP	1	▲	-	+1
	Juvenile Support	JS	0	▼	-100.0%	-1
	Qualified Residential Treatment	QR	0	▼	-100.0%	-2
	Restoration of Parental Rights	RR	0	▼	-100.0%	-1
		<b>Total</b>		<b>1,559</b>	▼	<b>-4.5%</b>
	<b>GRAND TOTAL</b>		<b>2,802</b>	▼	<b>-4.7%</b>	<b>-139</b>

\* Compared to same time period as previous year

\*\* Case Type Categories are defined in the 2017 Virginia Judicial Workload Assessment

The data reported reflect the case management system. The case types reported may not necessitate judicial involvement.

**Filings by Major Case Category\*\***

Category	Summary	Change	% Change	Absolute Change
Adult Criminal	621	▲	-11.0%	-77
Child Dependency	95	▲	+5.6%	+5
Child in Need of Services/Supervision	74	▲	-15.9%	-14
Custody and Visitation	946	▼	-4.2%	-41
Delinquency	235	▲	-3.3%	-8
Juvenile Miscellaneous	42	▲	-26.3%	-15
New to Workload Study	11	▼	-56.0%	-14
Other	259	▲	-7.8%	-22
Protective Orders	146	▲	+9.8%	+13
Support	322	▲	+14.2%	+40
Traffic	51	▼	-10.5%	-6
<b>GRAND TOTAL</b>	<b>2,802</b>	▼	-4.7%	-139

\* Compared to same time period as previous year

\*\* Case Type Categories are defined in the 2017 Virginia Judicial Workload Assessment

The data reported reflect the case management system. The case types reported may not necessitate judicial involvement.

2024 Overall GRAND TOTAL		Distribution of Caseload			Change*		Percentage (%) of Caseload		
<b>2,764</b> 	+98	<b>Adult</b>	1,197	43%	7.7% ▲	+86	<b>Adult</b>	41.7%	43.3%
	3.7%	<b>Juvenile</b>	1,567	57%	0.8% ▲	+12	<b>Juvenile</b>	58.3%	56.7%
		<b>GRAND TOTAL</b>	<b>2,764</b>	100%	3.7% ▲	+98	<b>GRAND TOTAL</b>	100%	100%

Filings by Division & Code

Division	Case Type Description	Code	Summary	Change	% Change	Absolute Change	
<b>Adult</b>	Civil Support	VS	217	▲	+2.4%	+5	
	Misdemeanor	CM	217	▲	+17.9%	+33	
	Show Cause	SC	208	▲	-1.4%	-3	
	Felony	CF	169	▲	+30.0%	+39	
	Other	OT	160	▲	-3.6%	-6	
	Family Abuse - Protective Order	FP	91	▼	-1.1%	-1	
	Capias	CA	77	▲	+28.3%	+17	
	Motion - Protective Order	MP	19	▲	+11.8%	+2	
	Remand Support	RS	16	▼	-38.5%	-10	
	Violation of Protective Order	PV	14	▲	+100.0%	+7	
	Non-Family Abuse Protective Order	AP	5	↔	-	-	
	Restricted License for Non-Support	SL	3	▲	-	+3	
	Bond Forfeiture	BF	1	↔	-	-	
<b>Total</b>			<b>1,197</b>	<b>▲</b>	<b>7.7%</b>	<b>+86</b>	
<b>Juvenile</b>	Custody Visitation	CV	780	▼	-11.3%	-99	
	Misdemeanor	DM	262	▲	+43.2%	+79	
	Permanency Planning	PH	72	▲	+323.5%	+55	
	Traffic	T	67	▲	+26.4%	+14	
	Status	ST	58	▼	+52.6%	+20	
	Remand Custody	RC	46	▼	-17.9%	-10	
	Remand Visitation	RV	44	▼	-29.0%	-18	
	Truancy	TR	36	▲	+9.1%	+3	
	Show Cause	SC	30	▲	+87.5%	+14	
	Paternity	PT	28	▼	-6.7%	-2	
	Terminate Parental Rights	TP	24	▲	+1,100.0%	+22	
	Foster Care Review	FC	23	▼	-32.4%	-11	
	Initial Foster Care	IF	21	▼	-32.3%	-10	
	Felony	DF	14	▼	-50.0%	-14	
	Non-Family Abuse Protective Order	AP	14	▲	+16.7%	+2	
	Abuse and Neglect	AN	12	▼	-58.6%	-17	
	Child In Need of Services	CS	8	▲	+33.3%	+2	
	Temporary Detention Order	TD	7	▲	+40.0%	+2	
	Emergency Custody Order	EC	5	↔	-	-	
	Relief of Custody	CR	4	▲	+33.3%	+1	
	Special Immigrant Juvenile Status	SI	4	↔	-	-	
	Civil Violation	CI	2	▼	-81.8%	-9	
	Voluntary Continuing Services and Support Agree	VA	2	▼	-33.3%	-1	
	Capias	CA	1	▼	-50.0%	-1	
	Child at Risk	RI	1	↔	-	-	
	Motion - Protective Order	MP	1	▼	-90.9%	-10	
	Other	OT	1	▲	-	+1	
	Qualified Residential Treatment	QR	0	▼	-100.0%	-1	
	<b>Total</b>			<b>1,567</b>	<b>▲</b>	<b>0.8%</b>	<b>+12</b>
	<b>GRAND TOTAL</b>			<b>2,764</b>	<b>▲</b>	<b>3.7%</b>	<b>+98</b>

\* Compared to same time period as previous year

\*\* Case Type Categories are defined in the 2017 Virginia Judicial Workload Assessment

The data reported reflect the case management system. The case types reported may not necessitate judicial involvement.

Filings by Major Case Category\*\*

Category	Summary	Change	% Change	Absolute Change
Adult Criminal	585	▲	+10.6%	+56
Child Dependency	159	▲	+31.4%	+38
Child in Need of Services/Supervision	44	▲	+12.8%	+5
Custody and Visitation	808	▼	-11.1%	-101
Delinquency	307	▲	+34.1%	+78
Juvenile Miscellaneous	58	▼	+52.6%	+20
New to Workload Study	6	▼	-60.0%	-9
Other	279	▲	-12.8%	-41
Protective Orders	130	▼	-5.1%	-7
Support	321	▲	+16.3%	+45
Traffic	67	▲	+26.4%	+14
<b>GRAND TOTAL</b>	<b>2,764</b>	▲	3.7%	+98

\* Compared to same time period as previous year

\*\* Case Type Categories are defined in the 2017 Virginia Judicial Workload Assessment

The data reported reflect the case management system. The case types reported may not necessitate judicial involvement.

2024 Overall GRAND TOTAL		Distribution of Caseload			Change*		Percentage (%) of Caseload		
<b>2,244</b> 	-45	<b>Adult</b>	1,070	48%	3.9% ▲	+40	<b>Adult</b>	45.0%	47.7%
	-2.0%	<b>Juvenile</b>	1,174	52%	-6.8% ▼	-85	<b>Juvenile</b>	55.0%	52.3%
		<b>GRAND TOTAL</b>	<b>2,244</b>	100%	-2.0% ▼	-45	<b>GRAND TOTAL</b>	100%	100%

Filings by Division & Code

Division	Case Type Description	Code	Summary	Change	% Change	Absolute Change	
<b>Adult</b>	Misdemeanor	CM	289	▲	+20.9%	+50	
	Other	OT	209	▲	+11.2%	+21	
	Show Cause	SC	169	▲	-11.1%	-21	
	Civil Support	VS	161	▲	+13.4%	+19	
	Felony	CF	78	▲	+21.9%	+14	
	Family Abuse - Protective Order	FP	60	▼	-23.1%	-18	
	Capias	CA	52	▼	-24.6%	-17	
	Protective Order	PC	17	▼	-32.0%	-8	
	Violation of Protective Order	PV	14	▲	+27.3%	+3	
	Motion - Protective Order	MP	9	▼	-10.0%	-1	
	Remand Support	RS	8	▲	+33.3%	+2	
	Non-Family Abuse Protective Order	AP	2	▼	-71.4%	-5	
	Restricted License for Non-Support	SL	2	▲	-	+2	
	Violation Family Abuse Protective Order	PS	0	▼	-100.0%	-1	
	<b>Total</b>		<b>1,070</b>	<b>▲</b>	<b>3.9%</b>	<b>+40</b>	
<b>Juvenile</b>	Custody Visitation	CV	565	▼	-11.6%	-74	
	Misdemeanor	DM	210	▲	+16.0%	+29	
	Traffic	T	55	▼	-11.3%	-7	
	Abuse and Neglect	AN	54	▲	+8.0%	+4	
	Felony	DF	45	▲	+21.6%	+8	
	Status	ST	31	▲	+55.0%	+11	
	Permanency Planning	PH	24	▲	+50.0%	+8	
	Truancy	TR	24	▼	-4.0%	-1	
	Foster Care Review	FC	22	▼	-21.4%	-6	
	Special Immigrant Juvenile Status	SI	19	▼	-29.6%	-8	
	Civil Violation	CI	16	▲	+77.8%	+7	
	Paternity	PT	14	▼	-72.5%	-37	
	Emergency Custody Order	EC	13	▼	-13.3%	-2	
	Initial Foster Care	IF	13	▼	-23.5%	-4	
	Temporary Detention Order	TD	12	▼	-14.3%	-2	
	Terminate Parental Rights	TP	10	▼	-28.6%	-4	
	Motion - Protective Order	MP	9	▼	-52.6%	-10	
	Remand Custody	RC	9	▲	+28.6%	+2	
	Remand Visitation	RV	9	▲	+28.6%	+2	
	Child In Need of Services	CS	4	▲	-	+4	
	Non-Family Abuse Protective Order	AP	4	▼	-75.0%	-12	
	Show Cause	SC	4	▲	-	+4	
	Voluntary Continuing Services and Support Agreem	VA	4	▲	+100.0%	+2	
	Other	OT	3	▲	+200.0%	+2	
	Capias	CA	1	▲	-	+1	
	Entrustment	ET	0	▼	-100.0%	-2	
		<b>Total</b>		<b>1,174</b>	<b>▼</b>	<b>-6.8%</b>	<b>-85</b>
	<b>GRAND TOTAL</b>			<b>2,244</b>	<b>▼</b>	<b>-2.0%</b>	<b>-45</b>

\* Compared to same time period as previous year      \*\* Case Type Categories are defined in the 2017 Virginia Judicial Workload Assessment

The data reported reflect the case management system. The case types reported may not necessitate judicial involvement.

Filings by Major Case Category\*\*

Category	Summary	Change	% Change	Absolute Change
Adult Criminal	557	▼		0
Child Dependency	127	▼	-1.6%	-2
Child in Need of Services/Supervision	28	▲	+12.0%	+3
Custody and Visitation	579	▼	-16.1%	-111
Delinquency	260	▲	+19.3%	+42
Juvenile Miscellaneous	31	▲	+55.0%	+11
New to Workload Study	35	▲	-2.8%	-1
Other	263	▲	+10.5%	+25
Protective Orders	84	▼	-35.4%	-46
Support	225	▲	+22.3%	+41
Traffic	55	▼	-11.3%	-7
<b>GRAND TOTAL</b>	<b>2,244</b>	▼	-2.0%	-45

\* Compared to same time period as previous year

\*\* Case Type Categories are defined in the 2017 Virginia Judicial Workload Assessment

The data reported reflect the case management system. The case types reported may not necessitate judicial involvement.



2024 Overall GRAND TOTAL		Distribution of Caseload		Change*		Percentage (%) of Caseload			
<b>238</b> -1.7% 	-4	<b>Adult</b>	119	50%	-1.7% ▼	-2	<b>Adult</b>	50.0%	50.0%
		<b>Juvenile</b>	119	50%	-1.7% ▼	-2	<b>Juvenile</b>	50.0%	50.0%
		<b>GRAND TOTAL</b>	<b>238</b>	100%	-1.7% ▼	-4	<b>GRAND TOTAL</b>	100%	100%

Filings by Division & Code

Division	Case Type Description	Code	Summary	Change	% Change	Absolute Change
<b>Adult</b>	Misdemeanor	CM	35	▲	+45.8%	+11
	Civil Support	VS	21	▲	+61.5%	+8
	Felony	CF	20	▼	-23.1%	-6
	Other	OT	16	▼	-36.0%	-9
	Show Cause	SC	13	▲	-18.8%	-3
	Family Abuse - Protective Order	FP	7	▼	-53.3%	-8
	Capias	CA	2	▲	+100.0%	+1
	Motion - Protective Order	MP	2	▲	-	+2
	Bond Forfeiture	BF	1	↔	-	-
	Non-Family Abuse Protective Order	AP	1	▲	-	+1
	Restricted License for Non-Support	SL	1	▲	-	+1
	<b>Total</b>		<b>119</b>	▼	<b>-1.7%</b>	<b>-2</b>
<b>Juvenile</b>	Custody Visitation	CV	76	▲	+5.6%	+4
	Misdemeanor	DM	9	▲	+80.0%	+4
	Status	ST	7	▲	+600.0%	+6
	Abuse and Neglect	AN	5	↔	-	-
	Motion - Protective Order	MP	4	▲	-	+4
	Show Cause	SC	4	▲	-	+4
	Felony	DF	3	▼	-62.5%	-5
	Initial Foster Care	IF	3	▲	+200.0%	+2
	Traffic	T	3	▼	-81.3%	-13
	Permanency Planning	PH	2	↔	-	-
	Voluntary Continuing Services and Support Agreem	VA	2	▲	-	+2
	Foster Care Review	FC	1	▼	-75.0%	-3
	Entrustment	ET	0	▼	-100.0%	-1
	Paternity	PT	0	▼	-100.0%	-1
	Qualified Residential Treatment	QR	0	▼	-100.0%	-1
	Temporary Detention Order	TD	0	▼	-100.0%	-3
	Terminate Parental Rights	TP	0	▼	-100.0%	-1
		<b>Total</b>		<b>119</b>	▼	<b>-1.7%</b>
	<b>GRAND TOTAL</b>		<b>238</b>	▼	<b>-1.7%</b>	<b>-4</b>

Filings by Major Case Category\*\*

Category	Summary	Change	% Change	Absolute Change	
Adult Criminal	67	▲	+19.6%	+11	
Child Dependency	13	▲	-13.3%	-2	
Child in Need of Services/Supervision	2	▲	-	+2	
Custody and Visitation	76	▼	+4.1%	+3	
Delinquency	14	▲	+7.7%	+1	
Juvenile Miscellaneous	7	▲	+600.0%	+6	
Other	16	▼	-42.9%	-12	
Protective Orders	14	▲	-6.7%	-1	
Support	26	▲	+4.0%	+1	
Traffic	3	▼	-81.3%	-13	
	<b>GRAND TOTAL</b>		<b>238</b>	▼	<b>-1.7%</b>

\* Compared to same time period as previous year

\*\* Case Type Categories are defined in the 2017 Virginia Judicial Workload Assessment

The data reported reflect the case management system. The case types reported may not necessitate judicial involvement.

\* Compared to same time period as previous year

\*\* Case Type Categories are defined in the 2017 Virginia Judicial Workload Assessment

The data reported reflect the case management system. The case types reported may not necessitate judicial involvement.

2024 Overall GRAND TOTAL		Distribution of Caseload		Change*		Percentage (%) of Caseload			
<b>1,701</b>	-258 -13.2%	<b>Adult</b>	729	43%	-16.0% ▼	-139	<b>Adult</b>	44.3%	42.9%
2024		<b>Juvenile</b>	972	57%	-10.9% ▼	-119	<b>Juvenile</b>	55.7%	57.1%
2023		<b>GRAND TOTAL</b>	<b>1,701</b>	100%	-13.2% ▼	-258	<b>GRAND TOTAL</b>	100%	100%

Filings by Division & Code

Division	Case Type Description	Code	Summary	Change	% Change	Absolute Change
<b>Adult</b>	Show Cause	SC	147	▲	+5.0%	+7
	Misdemeanor	CM	140	▼	-23.5%	-43
	Other	OT	123	▼	-21.7%	-34
	Civil Support	VS	120	▼	-4.8%	-6
	Family Abuse - Protective Order	FP	66	▼	-22.4%	-19
	Felony	CF	63	▲	+80.0%	+28
	Capias	CA	50	▼	-28.6%	-20
	Motion - Protective Order	MP	6	▼	-50.0%	-6
	Remand Support	RS	5	▼	-86.8%	-33
	Violation of Protective Order	PV	5	▼	-64.3%	-9
	Non-Family Abuse Protective Order	AP	4	▼	-42.9%	-3
	Restricted License for Non-Support	SL	0	▼	-100.0%	-1
		<b>Total</b>		<b>729</b>	▼	<b>-16.0%</b>
<b>Juvenile</b>	Custody Visitation	CV	576	▼	-2.0%	-12
	Misdemeanor	DM	63	▲	+31.3%	+15
	Traffic	T	63	▼	-20.3%	-16
	Motion - Protective Order	MP	45	▲	+45.2%	+14
	Abuse and Neglect	AN	44	▲	+238.5%	+31
	Permanency Planning	PH	25	▼	-34.2%	-13
	Status	ST	25	▼	-35.9%	-14
	Foster Care Review	FC	24	▼	-27.3%	-9
	Terminate Parental Rights	TP	15	▲	+275.0%	+11
	Initial Foster Care	IF	14	▲	+100.0%	+7
	Paternity	PT	13	▼	-27.8%	-5
	Relief of Custody	CR	11	▲	+83.3%	+5
	Remand Custody	RC	10	▼	-85.9%	-61
	Remand Visitation	RV	10	▼	-84.4%	-54
	Felony	DF	9	▼	-40.0%	-6
	Truancy	TR	7	▲	+75.0%	+3
	Temporary Detention Order	TD	5	▼	-50.0%	-5
	Voluntary Continuing Services and Support Agreen	VA	4	↔		-
	Other	OT	3	▲	-	+3
	Show Cause	SC	2	↔		-
	Emergency Custody Order	EC	1	↔		-
	Entrustment	ET	1	▼	-66.7%	-2
	Family Abuse - Protective Order	FP	1	▲	-	+1
	Non-Family Abuse Protective Order	AP	1	↔		-
	Capias	CA	0	▼	-100.0%	-1
	Child In Need of Services	CS	0	▼	-100.0%	-1
	Civil Violation	CI	0	▼	-100.0%	-1
	Emancipation	EP	0	▼	-100.0%	-1
	Qualified Residential Treatment	QR	0	▼	-100.0%	-6
	Special Immigrant Juvenile Status	SI	0	▼	-100.0%	-2
		<b>Total</b>		<b>972</b>	▼	<b>-10.9%</b>
<b>GRAND TOTAL</b>			<b>1,701</b>	▼	<b>-13.2%</b>	<b>-258</b>

\* Compared to same time period as previous year

\*\* Case Type Categories are defined in the 2017 Virginia Judicial Workload Assessment

The data reported reflect the case management system. The case types reported may not necessitate judicial involvement.

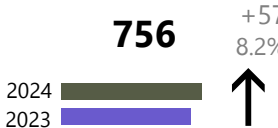
Filings by Major Case Category\*\*

Category	Summary	Change	% Change	Absolute Change
Adult Criminal	337	▼	-19.2%	-80
Child Dependency	138	▲	+21.1%	+24
Child in Need of Services/Supervision	7	▼	+40.0%	+2
Custody and Visitation	589	▼	-2.8%	-17
Delinquency	74	▼	+12.1%	+8
Juvenile Miscellaneous	25	▼	-37.5%	-15
New to Workload Study	0	▼	-100.0%	-3
Other	157	▲	-54.0%	-184
Protective Orders	123	▲	-9.6%	-13
Support	188	▲	+23.7%	+36
Traffic	63	▼	-20.3%	-16
<b>GRAND TOTAL</b>	<b>1,701</b>	▼	-13.2%	-258

\* Compared to same time period as previous year

\*\* Case Type Categories are defined in the 2017 Virginia Judicial Workload Assessment

The data reported reflect the case management system. The case types reported may not necessitate judicial involvement.

2024 Overall GRAND TOTAL		Distribution of Caseload		Change*		Percentage (%) of Caseload		
<b>756</b> 	+57	<b>Adult</b>	281	37%	4.9% ▲	+13	<b>Adult</b>	38.3%
	8.2%	<b>Juvenile</b>	475	63%	10.2% ▲	+44	<b>Juvenile</b>	61.7%
		<b>GRAND TOTAL</b>	<b>756</b>	100%	8.2% ▲	+57	<b>GRAND TOTAL</b>	100%
								2024
								2023

Filings by Division & Code

Division	Case Type Description	Code	Summary	Change	% Change	Absolute Change	
<b>Adult</b>	Civil Support	VS	58	▲	+5.5%	+3	
	Misdemeanor	CM	58	▲	+3.6%	+2	
	Other	OT	57	▲	+3.6%	+2	
	Show Cause	SC	42	▲	+7.7%	+3	
	Felony	CF	23	▲	+187.5%	+15	
	Family Abuse - Protective Order	FP	21	▼	-16.0%	-4	
	Motion - Protective Order	MP	13	▲	+8.3%	+1	
	Remand Support	RS	8	▼	-27.3%	-3	
	Capias	CA	1	▼	-66.7%	-2	
	Non-Family Abuse Protective Order	AP	0	▼	-100.0%	-4	
	<b>Total</b>		<b>281</b>	<b>▲</b>	<b>4.9%</b>	<b>+13</b>	
<b>Juvenile</b>	Custody Visitation	CV	252	▲	+7.2%	+17	
	Traffic	T	46	▲	+84.0%	+21	
	Misdemeanor	DM	27	▲	+17.4%	+4	
	Abuse and Neglect	AN	22	▼	-12.0%	-3	
	Remand Custody	RC	19	▲	+5.6%	+1	
	Remand Visitation	RV	19	▲	+5.6%	+1	
	Motion - Protective Order	MP	18	▲	+157.1%	+11	
	Felony	DF	14	▲	+600.0%	+12	
	Terminate Parental Rights	TP	12	▲	+200.0%	+8	
	Foster Care Review	FC	9	▼	-30.8%	-4	
	Permanency Planning	PH	9	▼	-40.0%	-6	
	Initial Foster Care	IF	5	▼	-28.6%	-2	
	Temporary Detention Order	TD	5	▲	+25.0%	+1	
	Special Immigrant Juvenile Status	SI	4	▲	-	+4	
	Status	ST	4	▼	-73.3%	-11	
	Emergency Custody Order	EC	3	▲	-	+3	
	Paternity	PT	2	▼	-50.0%	-2	
	Civil Violation	CI	1	▼	-80.0%	-4	
	Entrustment	ET	1	▲	-	+1	
	Non-Family Abuse Protective Order	AP	1	↔	-	-	
	Other	OT	1	↔	-	-	
	Relief of Custody	CR	1	▲	-	+1	
	Emancipation	EP	0	▼	-100.0%	-1	
	Qualified Residential Treatment	QR	0	▼	-100.0%	-1	
	Show Cause	SC	0	▼	-100.0%	-1	
	Truancy	TR	0	▼	-100.0%	-2	
	Voluntary Continuing Services and Support Agreem	VA	0	▼	-100.0%	-4	
		<b>Total</b>		<b>475</b>	<b>▲</b>	<b>10.2%</b>	<b>+44</b>
		<b>GRAND TOTAL</b>		<b>756</b>	<b>▲</b>	<b>8.2%</b>	<b>+57</b>

Filings by Major Case Category\*\*

Category	Summary	Change	% Change	Absolute Change
Adult Criminal	98	▲	+2.1%	+2
Child Dependency	59	▲	-14.5%	-10
Child in Need of Services/Supervision	0	▼	-100.0%	-2
Custody and Visitation	254	▼	+6.3%	+15

\* Compared to same time period as previous year

\*\* Case Type Categories are defined in the 2017 Virginia Judicial Workload Assessment

The data reported reflect the case management system. The case types reported may not necessitate judicial involvement.

**CPSS - JCMS CASELOAD STATISTICS OF THE JUVENILE & DOMESTIC RELATIONS DISTRICT COURTS**  
 January 2024 thru December 2024 Filings (Compared to January 2023 thru December 2023)

Delinquency	41	▲	+57.7%	+15
Juvenile Miscellaneous	4	▼	-75.0%	-12
New to Workload Study	5	▲		0
Other	112	▲	+4.7%	+5
Protective Orders	53	▲	+8.2%	+4
Support	84	▲	+29.2%	+19
Traffic	46	▲	+84.0%	+21
<b>GRAND TOTAL</b>	<b>756</b>	▲	8.2%	+57

\* Compared to same time period as previous year

\*\* Case Type Categories are defined in the 2017 Virginia Judicial Workload Assessment

The data reported reflect the case management system. The case types reported may not necessitate judicial involvement.

2024 Overall GRAND TOTAL		Distribution of Caseload		Change*		Percentage (%) of Caseload		
<b>725</b>	+49 7.2%	<b>Adult</b>	327 45%	-4.9% ▼	-17	<b>Adult</b>	50.9%	45.1%
2024		<b>Juvenile</b>	398 55%	19.9% ▲	+66	<b>Juvenile</b>	49.1%	54.9%
2023		<b>GRAND TOTAL</b>	<b>725</b> 100%	7.2% ▲	+49	<b>GRAND TOTAL</b>	100%	100%

**Filings by Division & Code**

Division	Case Type Description	Code	Summary	Change	% Change	Absolute Change
<b>Adult</b>	Other	OT	74	▲	+13.8%	+9
	Misdemeanor	CM	66	▼	-32.7%	-32
	Civil Support	VS	60	▲	+62.2%	+23
	Show Cause	SC	59	▲	+7.3%	+4
	Felony	CF	28	▼	-3.4%	-1
	Family Abuse - Protective Order	FP	18	▼	-18.2%	-4
	Capias	CA	10	▼	-58.3%	-14
	Violation of Protective Order	PV	4	↔		-
	Non-Family Abuse Protective Order	AP	3	▲	-	+3
	Emergency Custody Order	EC	2	▲	-	+2
	Motion - Protective Order	MP	2	▼	-80.0%	-8
	Protective Order	PC	1	▲	-	+1
	<b>Total</b>		<b>327</b>	▼	<b>-4.9%</b>	<b>-17</b>
<b>Juvenile</b>	Custody Visitation	CV	168	▲	+23.5%	+32
	Misdemeanor	DM	56	▲	+51.4%	+19
	Permanency Planning	PH	33	▲	+26.9%	+7
	Abuse and Neglect	AN	30	▲	+57.9%	+11
	Terminate Parental Rights	TP	27	▲	+170.0%	+17
	Traffic	T	16	▼	-42.9%	-12
	Foster Care Review	FC	13	▼	-53.6%	-15
	Motion - Protective Order	MP	11	↔		-
	Initial Foster Care	IF	8	▼	-42.9%	-6
	Temporary Detention Order	TD	6	▲	+200.0%	+4
	Voluntary Continuing Services and Support Agreem	VA	5	▲	+150.0%	+3
	Child In Need of Services	CS	4	▲	-	+4
	Felony	DF	4	▲	+300.0%	+3
	Non-Family Abuse Protective Order	AP	4	▲	-	+4
	Paternity	PT	4	▲	+100.0%	+2
	Truancy	TR	3	▲	+50.0%	+1
	Emergency Custody Order	EC	2	▲	-	+2
	Special Immigrant Juvenile Status	SI	2	▲	+100.0%	+1
	Other	OT	1	▲	-	+1
	Relief of Custody	CR	1	↔		-
	Civil Violation	CI	0	▼	-100.0%	-4
	Emancipation	EP	0	▼	-100.0%	-1
	Qualified Residential Treatment	QR	0	▼	-100.0%	-2
	Show Cause	SC	0	▼	-100.0%	-3
	Status	ST	0	▼	-100.0%	-2
		<b>Total</b>		<b>398</b>	▲	<b>19.9%</b>
<b>GRAND TOTAL</b>			<b>725</b>	▲	7.2%	+49

**Filings by Major Case Category\*\***

Category	Summary	Change	% Change	Absolute Change
Adult Criminal	133	▲	-31.1%	-60
Child Dependency	117	▲	+14.7%	+15
Child in Need of Services/Supervision	7	▲	+250.0%	+5
Custody and Visitation	172	▲	+24.6%	+34

\* Compared to same time period as previous year      \*\* Case Type Categories are defined in the 2017 Virginia Judicial Workload Assessment

The data reported reflect the case management system. The case types reported may not necessitate judicial involvement.

**CPSS - JCMS CASELOAD STATISTICS OF THE JUVENILE & DOMESTIC RELATIONS DISTRICT COURTS**  
 January 2024 thru December 2024 Filings (Compared to January 2023 thru December 2023)

Delinquency	60	▲	+46.3%	+19
Juvenile Miscellaneous	0	▼	-100.0%	-3
New to Workload Study	2	↔	-60.0%	-3
Other	85	▲	+26.9%	+18
Protective Orders	38	▲	-11.6%	-5
Support	95	▲	+75.9%	+41
Traffic	16	▼	-42.9%	-12
<b>GRAND TOTAL</b>	<b>725</b>	▲	7.2%	+49

\* Compared to same time period as previous year

\*\* Case Type Categories are defined in the 2017 Virginia Judicial Workload Assessment

The data reported reflect the case management system. The case types reported may not necessitate judicial involvement.



2024 Overall GRAND TOTAL		Distribution of Caseload		Change*		Percentage (%) of Caseload		
<b>1,267</b> +62 5.1% 	Adult	485	38%	10.0%	▲	+44	2023	36.6%
	Juvenile	782	62%	2.4%	▲	+18	2024	61.7%
<b>GRAND TOTAL</b>		<b>1,267</b>	100%	5.1%	▲	+62	<b>GRAND TOTAL</b>	100%

Filings by Division & Code

Division	Case Type Description	Code	Summary	Change	% Change	Absolute Change	
<b>Adult</b>	Show Cause	SC	126	▲	+40.0%	+36	
	Civil Support	VS	109	▲	+26.7%	+23	
	Misdemeanor	CM	73	▼	-12.0%	-10	
	Other	OT	66	▲	+20.0%	+11	
	Family Abuse - Protective Order	FP	42	▼	-14.3%	-7	
	Capias	CA	25	▲	+56.3%	+9	
	Felony	CF	20	▼	-9.1%	-2	
	Motion - Protective Order	MP	9	▼	-43.8%	-7	
	Violation of Protective Order	PV	7	▼	-41.7%	-5	
	Non-Family Abuse Protective Order	AP	4	▲	+100.0%	+2	
	Remand Support	RS	3	▼	-62.5%	-5	
	Bond Forfeiture	BF	1	▲	-	+1	
	Violation Family Abuse Protective Order	PS	0	▼	-100.0%	-2	
Total			<b>485</b>	▲	<b>10.0%</b>	<b>+44</b>	
<b>Juvenile</b>	Custody Visitation	CV	538	▼	-3.6%	-20	
	Motion - Protective Order	MP	40	▲	+566.7%	+34	
	Misdemeanor	DM	28	▲	+16.7%	+4	
	Traffic	T	28	▲	+16.7%	+4	
	Permanency Planning	PH	20	▲	+42.9%	+6	
	Abuse and Neglect	AN	15	▲	+7.1%	+1	
	Felony	DF	14	▲	+40.0%	+4	
	Remand Custody	RC	13	▼	-13.3%	-2	
	Remand Visitation	RV	12	▼	-25.0%	-4	
	Relief of Custody	CR	10	▲	+233.3%	+7	
	Initial Foster Care	IF	9	▼	-10.0%	-1	
	Paternity	PT	9	▼	-30.8%	-4	
	Foster Care Review	FC	8	▼	-46.7%	-7	
	Temporary Detention Order	TD	6	▲	+20.0%	+1	
	Terminate Parental Rights	TP	6	▼	-33.3%	-3	
	Truancy	TR	5	▲	+25.0%	+1	
	Child In Need of Services	CS	4	▲	+33.3%	+1	
	Entrustment	ET	4	▲	+300.0%	+3	
	Non-Family Abuse Protective Order	AP	4	▲	+100.0%	+2	
	Other	OT	4	▲	+300.0%	+3	
	Voluntary Continuing Services and Support Agreem	VA	2	▼	-33.3%	-1	
	Family Abuse - Protective Order	FP	1	▲	-	+1	
	Show Cause	SC	1	↔	-	-	
	Status	ST	1	▼	-87.5%	-7	
	Emergency Custody Order	EC	0	▼	-100.0%	-2	
	Qualified Residential Treatment	QR	0	▼	-100.0%	-3	
	Total			<b>782</b>	▲	<b>2.4%</b>	<b>+18</b>
	<b>GRAND TOTAL</b>			<b>1,267</b>	▲	<b>5.1%</b>	<b>+62</b>

Filings by Major Case Category\*\*

Category	Summary	Change	% Change	Absolute Change
Adult Criminal	186	▲		0
Child Dependency	74	▲	+2.8%	+2

\* Compared to same time period as previous year      \*\* Case Type Categories are defined in the 2017 Virginia Judicial Workload Assessment

The data reported reflect the case management system. The case types reported may not necessitate judicial involvement.

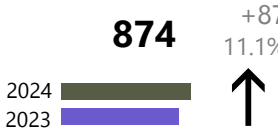
**CPSS - JCMS CASELOAD STATISTICS OF THE JUVENILE & DOMESTIC RELATIONS DISTRICT COURTS**  
 January 2024 thru December 2024 Filings (Compared to January 2023 thru December 2023)

Child in Need of Services/Supervision	9	▲	+28.6%	+2
Custody and Visitation	547	▼	-4.2%	-24
Delinquency	43	▲	+22.9%	+8
Juvenile Miscellaneous	2	▲	-75.0%	-6
Other	103	▲	+1.0%	+1
Protective Orders	100	▲	+33.3%	+25
Support	175	▲	+40.0%	+50
Traffic	28	▲	+16.7%	+4
<b>GRAND TOTAL</b>	<b>1,267</b>	▲	5.1%	+62

\* Compared to same time period as previous year

\*\* Case Type Categories are defined in the 2017 Virginia Judicial Workload Assessment

The data reported reflect the case management system. The case types reported may not necessitate judicial involvement.

2024 Overall GRAND TOTAL		Distribution of Caseload		Change*		Percentage (%) of Caseload			
<b>874</b> 	+87 11.1%	<b>Adult</b>	406	46%	1.0% ▲	+4	<b>Adult</b>	51.1%	46.5%
		<b>Juvenile</b>	468	54%	21.6% ▲	+83	<b>Juvenile</b>	48.9%	53.5%
<b>GRAND TOTAL</b>		<b>874</b>	100%	11.1% ▲	+87	<b>GRAND TOTAL</b>	100%	100%	

Filings by Division & Code

Division	Case Type Description	Code	Summary	Change	% Change	Absolute Change	
<b>Adult</b>	Misdemeanor	CM	92	▼	-11.5%	-12	
	Show Cause	SC	82	▲	+41.4%	+24	
	Civil Support	VS	70	▼	-9.1%	-7	
	Other	OT	64	▲	+220.0%	+44	
	Family Abuse - Protective Order	FP	33	▼	-61.2%	-52	
	Capias	CA	25	▲	+66.7%	+10	
	Felony	CF	23	▼	-20.7%	-6	
	Remand Support	RS	4	▲	+300.0%	+3	
	Violation of Protective Order	PV	4	▲	+300.0%	+3	
	Motion - Protective Order	MP	3	▼	-57.1%	-4	
	Protective Order	PC	3	▲	+200.0%	+2	
	Non-Family Abuse Protective Order	AP	2	▼	-33.3%	-1	
	Violation Family Abuse Protective Order	PS	1	▲	-	+1	
	Bond Forfeiture	BF	0	▼	-100.0%	-1	
Total			<b>406</b>	▲	<b>1.0%</b>	<b>+4</b>	
<b>Juvenile</b>	Custody Visitation	CV	299	▲	+34.7%	+77	
	Misdemeanor	DM	30	▼	-21.1%	-8	
	Permanency Planning	PH	20	▲	+66.7%	+8	
	Initial Foster Care	IF	18	▲	+5.9%	+1	
	Foster Care Review	FC	17	▲	+70.0%	+7	
	Abuse and Neglect	AN	14	▼	-36.4%	-8	
	Traffic	T	12	▼	-42.9%	-9	
	Felony	DF	9	▼	-10.0%	-1	
	Motion - Protective Order	MP	7	▲	+600.0%	+6	
	Remand Custody	RC	7	▲	+133.3%	+4	
	Paternity	PT	5	▲	+66.7%	+2	
	Terminate Parental Rights	TP	5	▼	-37.5%	-3	
	Civil Violation	CI	4	▼	-20.0%	-1	
	Child In Need of Services	CS	3	↔	-	-	
	Non-Family Abuse Protective Order	AP	3	▲	-	+3	
	Status	ST	2	▲	-50.0%	-2	
	Temporary Detention Order	TD	2	▼	-33.3%	-1	
	Capias	CA	1	▲	-	+1	
	Emergency Custody Order	EC	1	↔	-	-	
	Family Abuse - Protective Order	FP	1	▲	-	+1	
	Juvenile Support	JS	1	▲	-	+1	
	Mental Commitment	MC	1	▲	-	+1	
	Protective Order	PC	1	▲	-	+1	
	Relief of Custody	CR	1	↔	-	-	
	Remand Visitation	RV	1	▲	-	+1	
	Show Cause	SC	1	▲	-	+1	
	Special Immigrant Juvenile Status	SI	1	▲	-	+1	
	Voluntary Continuing Services and Support Agreen	VA	1	▲	-	+1	
	Truancy	TR	0	▼	-100.0%	-1	
	Total			<b>468</b>	▲	<b>21.6%</b>	<b>+83</b>
	<b>GRAND TOTAL</b>			<b>874</b>	▲	<b>11.1%</b>	<b>+87</b>

\* Compared to same time period as previous year

\*\* Case Type Categories are defined in the 2017 Virginia Judicial Workload Assessment

The data reported reflect the case management system. The case types reported may not necessitate judicial involvement.

**Filings by Major Case Category\*\***

Category	Summary	Change	% Change	Absolute Change
Adult Criminal	201	▲	+7.5%	+14
Child Dependency	76	▲	+8.6%	+6
Child in Need of Services/Supervision	3	▼	-25.0%	-1
Custody and Visitation	304	▲	+35.1%	+79
Delinquency	42	▲	-12.5%	-6
Juvenile Miscellaneous	2	▲	-50.0%	-2
New to Workload Study	5	▲		0
Other	80	▲	+185.7%	+52
Protective Orders	49	▲	-49.0%	-47
Support	100	▲	+1.0%	+1
Traffic	12	▼	-42.9%	-9
<b>GRAND TOTAL</b>	<b>874</b>	<b>▲</b>	<b>11.1%</b>	<b>+87</b>

\* Compared to same time period as previous year

\*\* Case Type Categories are defined in the 2017 Virginia Judicial Workload Assessment

The data reported reflect the case management system. The case types reported may not necessitate judicial involvement.

2024 Overall GRAND TOTAL		Distribution of Caseload		Change*		Percentage (%) of Caseload			
<b>3,759</b> 	+363	<b>Adult</b>	1,966	52%	10.5% ▲	+187	<b>Adult</b>	52.4%	52.3%
	10.7%	<b>Juvenile</b>	1,793	48%	10.9% ▲	+176	<b>Juvenile</b>	47.6%	47.7%
		<b>GRAND TOTAL</b>	<b>3,759</b>	100%	10.7% ▲	+363	<b>GRAND TOTAL</b>	100%	100%

**Filings by Division & Code**

Division	Case Type Description	Code	Summary	Change	% Change	Absolute Change	
<b>Adult</b>	Misdemeanor	CM	467	▼	-2.7%	-13	
	Other	OT	376	▼	+9.6%	+33	
	Show Cause	SC	331	▲	+24.0%	+64	
	Civil Support	VS	309	▼	-0.6%	-2	
	Felony	CF	207	▲	+42.8%	+62	
	Family Abuse - Protective Order	FP	156	▲	+23.8%	+30	
	Capias	CA	41	▼	-30.5%	-18	
	Remand Support	RS	27	▲	+35.0%	+7	
	Motion - Protective Order	MP	19	▲	+46.2%	+6	
	Non-Family Abuse Protective Order	AP	18	▲	+350.0%	+14	
	Violation of Protective Order	PV	12	▲	+140.0%	+7	
	Bond Forfeiture	BF	2	▲	-	+2	
	Restricted License for Non-Support	SL	1	▼	-83.3%	-5	
Total			<b>1,966</b>	▲	<b>10.5%</b>	<b>+187</b>	
<b>Juvenile</b>	Custody Visitation	CV	958	▲	+12.2%	+104	
	Misdemeanor	DM	207	▲	+1.0%	+2	
	Felony	DF	110	▲	+2.8%	+3	
	Traffic	T	82	▲	+6.5%	+5	
	Remand Custody	RC	80	▲	+90.5%	+38	
	Abuse and Neglect	AN	69	▲	+35.3%	+18	
	Motion - Protective Order	MP	68	▲	+83.8%	+31	
	Remand Visitation	RV	28	▲	+27.3%	+6	
	Paternity	PT	23	▲	+187.5%	+15	
	Truancy	TR	22	▼	-4.3%	-1	
	Non-Family Abuse Protective Order	AP	18	▲	+63.6%	+7	
	Temporary Detention Order	TD	16	▼	-50.0%	-16	
	Initial Foster Care	IF	14	▲	+40.0%	+4	
	Civil Violation	CI	13	▼	-13.3%	-2	
	Foster Care Review	FC	13	▼	-35.0%	-7	
	Permanency Planning	PH	12	▲	+20.0%	+2	
	Status	ST	11	▲	+10.0%	+1	
	Emergency Custody Order	EC	10	▼	-41.2%	-7	
	Child In Need of Services	CS	9	▲	+28.6%	+2	
	Show Cause	SC	6	▲	-64.7%	-11	
	Other	OT	4	▼	-20.0%	-1	
	Special Immigrant Juvenile Status	SI	4	↔	-	-	
	Terminate Parental Rights	TP	4	▼	-75.0%	-12	
	Voluntary Continuing Services and Support Agreem	VA	4	▼	-20.0%	-1	
	Entrustment	ET	2	▲	-	+2	
	Juvenile Support	JS	2	▲	-	+2	
	Relief of Custody	CR	2	▼	-77.8%	-7	
	Capias	CA	1	▲	-	+1	
	Emancipation	EP	1	↔	-	-	
	Mental Commitment	MC	0	▼	-100.0%	-2	
	Total			<b>1,793</b>	▲	<b>10.9%</b>	<b>+176</b>
	<b>GRAND TOTAL</b>			<b>3,759</b>	▲	<b>10.7%</b>	<b>+363</b>

\* Compared to same time period as previous year

\*\* Case Type Categories are defined in the 2017 Virginia Judicial Workload Assessment

The data reported reflect the case management system. The case types reported may not necessitate judicial involvement.

**Filings by Major Case Category\*\***

Category	Summary	Change	% Change	Absolute Change
Adult Criminal	892	▲	+2.2%	+19
Child Dependency	120	▲	-0.8%	-1
Child in Need of Services/Supervision	32	▲	+6.7%	+2
Custody and Visitation	981	▲	+13.8%	+119
Delinquency	323	▲	-1.8%	-6
Juvenile Miscellaneous	12	▲	+9.1%	+1
New to Workload Study	17	▼	-10.5%	-2
Other	541	▼	+12.0%	+58
Protective Orders	279	▲	+46.1%	+88
Support	480	▲	+20.0%	+80
Traffic	82	▲	+6.5%	+5
<b>GRAND TOTAL</b>	<b>3,759</b>	▲	10.7%	+363

\* Compared to same time period as previous year

\*\* Case Type Categories are defined in the 2017 Virginia Judicial Workload Assessment

The data reported reflect the case management system. The case types reported may not necessitate judicial involvement.

2024 Overall GRAND TOTAL		Distribution of Caseload			Change*		Percentage (%) of Caseload		
<b>2,499</b> -55 -2.2% 		<b>Adult</b>	1,354	54%	4.1% ▲	+53	<b>Adult</b>	50.9%	54.2%
		<b>Juvenile</b>	1,145	46%	-8.6% ▼	-108	<b>Juvenile</b>	49.1%	45.8%
		<b>GRAND TOTAL</b>	<b>2,499</b>	100%	-2.2% ▼	-55	<b>GRAND TOTAL</b>	100%	100%

Filings by Division & Code

Division	Case Type Description	Code	Summary	Change	% Change	Absolute Change	
<b>Adult</b>	Show Cause	SC	274	▲	+24.0%	+53	
	Civil Support	VS	260	▲	+19.3%	+42	
	Misdemeanor	CM	223	▼	-7.9%	-19	
	Other	OT	217	▲	-21.7%	-60	
	Felony	CF	165	▲	+43.5%	+50	
	Family Abuse - Protective Order	FP	108	▼	-2.7%	-3	
	Capias	CA	57	↔		-	
	Motion - Protective Order	MP	23	↔		-	
	Violation of Protective Order	PV	21	▼	-30.0%	-9	
	Non-Family Abuse Protective Order	AP	4	▲	+33.3%	+1	
	Criminal Support	CS	1	▲	-	+1	
	Remand Support	RS	1	▼	-75.0%	-3	
		<b>Total</b>		<b>1,354</b>	▲	<b>4.1%</b>	<b>+53</b>
<b>Juvenile</b>	Custody Visitation	CV	727	▼	-1.0%	-7	
	Misdemeanor	DM	124	▼	-20.5%	-32	
	Traffic	T	42	▲	+16.7%	+6	
	Truancy	TR	24	▼	-29.4%	-10	
	Child at Risk	RI	23	▼	-8.0%	-2	
	Foster Care Review	FC	22	▼	-12.0%	-3	
	Permanency Planning	PH	22	▼	-46.3%	-19	
	Initial Foster Care	IF	20	▲	+11.1%	+2	
	Abuse and Neglect	AN	19	▲	+72.7%	+8	
	Felony	DF	15	▼	-16.7%	-3	
	Paternity	PT	15	↔		-	
	Terminate Parental Rights	TP	15	▲	+25.0%	+3	
	Motion - Protective Order	MP	14	▼	-46.2%	-12	
	Voluntary Continuing Services and Support Agree	VA	14	▲	+600.0%	+12	
	Child In Need of Services	CS	8	▲	+33.3%	+2	
	Non-Family Abuse Protective Order	AP	8	▼	-63.6%	-14	
	Temporary Detention Order	TD	7	▼	-65.0%	-13	
	Civil Violation	CI	3	▼	-40.0%	-2	
	Entrustment	ET	3	▲	+50.0%	+1	
	Family Abuse - Protective Order	FP	3	▲	+50.0%	+1	
	Other	OT	3	▼	-62.5%	-5	
	Status	ST	3	▼	-25.0%	-1	
	Capias	CA	2	▲	-	+2	
	Emancipation	EP	2	↔		-	
	Emergency Custody Order	EC	2	▼	-75.0%	-6	
	Show Cause	SC	2	▼	-60.0%	-3	
	Relief of Custody	CR	1	▼	-75.0%	-3	
	Remand Custody	RC	1	▼	-75.0%	-3	
	Remand Visitation	RV	1	▼	-75.0%	-3	
	Mental Commitment	MC	0	▼	-100.0%	-1	
	Qualified Residential Treatment	QR	0	▼	-100.0%	-3	
		<b>Total</b>		<b>1,145</b>	▼	<b>-8.6%</b>	<b>-108</b>
	<b>GRAND TOTAL</b>			<b>2,499</b>	▼	<b>-2.2%</b>	<b>-55</b>

\* Compared to same time period as previous year

\*\* Case Type Categories are defined in the 2017 Virginia Judicial Workload Assessment

The data reported reflect the case management system. The case types reported may not necessitate judicial involvement.

**Filings by Major Case Category\*\***

Category	Summary	Change	% Change	Absolute Change
Adult Criminal	593	▼	-0.3%	-2
Child Dependency	139	▲	-2.8%	-4
Child in Need of Services/Supervision	32	▲	-20.0%	-8
Custody and Visitation	742	▼	-0.9%	-7
Delinquency	143	▲	-20.1%	-36
Juvenile Miscellaneous	5	▼	-16.7%	-1
New to Workload Study	3	▼	-40.0%	-2
Other	232	▼	-28.8%	-94
Protective Orders	160	▼	-14.4%	-27
Support	408	▲	+41.7%	+120
Traffic	42	▲	+16.7%	+6
<b>GRAND TOTAL</b>	<b>2,499</b>	▼	-2.2%	-55

\* Compared to same time period as previous year

\*\* Case Type Categories are defined in the 2017 Virginia Judicial Workload Assessment

The data reported reflect the case management system. The case types reported may not necessitate judicial involvement.



2024 Overall GRAND TOTAL		Distribution of Caseload		Change*		Percentage (%) of Caseload			
<b>1,071</b> +155 16.9% 	2024 2023	Adult	460	43%	23.0% ▲	+86	Adult	2023	2024
		Juvenile	611	57%	12.7% ▲	+69	Juvenile	40.8%	43.0%
<b>GRAND TOTAL</b>		<b>1,071</b>	100%	16.9% ▲	+155	<b>GRAND TOTAL</b>	100%	100%	

Filings by Division & Code

Division	Case Type Description	Code	Summary	Change	% Change	Absolute Change	
<b>Adult</b>	Misdemeanor	CM	122	▲	+18.4%	+19	
	Other	OT	98	▲	+44.1%	+30	
	Civil Support	VS	83	▲	+13.7%	+10	
	Show Cause	SC	79	▲	+58.0%	+29	
	Family Abuse - Protective Order	FP	38	▲	+11.8%	+4	
	Felony	CF	17	↔		-	
	Motion - Protective Order	MP	7	▼	-12.5%	-1	
	Capias	CA	5	▼	-44.4%	-4	
	Remand Support	RS	3	▲	+200.0%	+2	
	Restricted License for Non-Support	SL	3	▲	-	+3	
	Non-Family Abuse Protective Order	AP	2	↔		-	
	Violation of Protective Order	PV	2	▼	-77.8%	-7	
Bond Forfeiture	BF	1	▲	-	+1		
<b>Total</b>			<b>460</b>	<b>▲</b>	<b>23.0%</b>	<b>+86</b>	
<b>Juvenile</b>	Custody Visitation	CV	382	▲	+11.0%	+38	
	Misdemeanor	DM	62	▲	+87.9%	+29	
	Felony	DF	30	▲	+114.3%	+16	
	Abuse and Neglect	AN	25	▲	+25.0%	+5	
	Foster Care Review	FC	13	▼	-13.3%	-2	
	Motion - Protective Order	MP	12	▼	-47.8%	-11	
	Temporary Detention Order	TD	12	▲	+200.0%	+8	
	Truancy	TR	12	▲	+9.1%	+1	
	Paternity	PT	9	↔		-	
	Traffic	T	9	▲	+50.0%	+3	
	Initial Foster Care	IF	8	▲	+100.0%	+4	
	Remand Custody	RC	6	▼	-25.0%	-2	
	Civil Violation	CI	5	▼	-68.8%	-11	
	Permanency Planning	PH	5	▼	-37.5%	-3	
	Emergency Custody Order	EC	4	▲	-	+4	
	Other	OT	3	▲	-	+3	
	Terminate Parental Rights	TP	3	▼	-40.0%	-2	
	Entrustment	ET	2	▲	+100.0%	+1	
	Relief of Custody	CR	2	▲	+100.0%	+1	
	Remand Visitation	RV	2	▼	-75.0%	-6	
	Voluntary Continuing Services and Support Agreem	VA	2	↔		-	
	Emancipation	EP	1	↔		-	
	Non-Family Abuse Protective Order	AP	1	▼	-50.0%	-1	
	Status	ST	1	↔		-	
	Child In Need of Services	CS	0	▼	-100.0%	-3	
	Family Abuse - Protective Order	FP	0	▼	-100.0%	-1	
	Show Cause	SC	0	▼	-100.0%	-1	
	Special Immigrant Juvenile Status	SI	0	▼	-100.0%	-1	
	<b>Total</b>			<b>611</b>	<b>▲</b>	<b>12.7%</b>	<b>+69</b>
	<b>GRAND TOTAL</b>			<b>1,071</b>	<b>▲</b>	<b>16.9%</b>	<b>+155</b>

\* Compared to same time period as previous year

\*\* Case Type Categories are defined in the 2017 Virginia Judicial Workload Assessment

The data reported reflect the case management system. The case types reported may not necessitate judicial involvement.

Filings by Major Case Category\*\*

Category	Summary	Change	% Change	Absolute Change
Adult Criminal	192	▲	+10.3%	+18
Child Dependency	60	▲	+7.1%	+4
Child in Need of Services/Supervision	12	▼	-14.3%	-2
Custody and Visitation	391	▲	+10.8%	+38
Delinquency	92	▲	+91.7%	+44
Juvenile Miscellaneous	2	↔		0
New to Workload Study	5	▼	-70.6%	-12
Other	128	▲	+43.8%	+39
Protective Orders	60	▼	-14.3%	-10
Support	120	▲	+37.9%	+33
Traffic	9	▲	+50.0%	+3
<b>GRAND TOTAL</b>	<b>1,071</b>	▲	16.9%	+155

\* Compared to same time period as previous year

\*\* Case Type Categories are defined in the 2017 Virginia Judicial Workload Assessment

The data reported reflect the case management system. The case types reported may not necessitate judicial involvement.

2024 Overall GRAND TOTAL		Distribution of Caseload			Change*		Percentage (%) of Caseload		
<b>2,426</b> 	+65	<b>Adult</b>	1,162	48%	11.8% ▲	+123	<b>Adult</b>	44.0%	47.9%
	2.8%	<b>Juvenile</b>	1,264	52%	-4.4% ▼	-58	<b>Juvenile</b>	56.0%	52.1%
		<b>GRAND TOTAL</b>	<b>2,426</b>	100%	2.8% ▲	+65	<b>GRAND TOTAL</b>	100%	100%

Filings by Division & Code

Division	Case Type Description	Code	Summary	Change	% Change	Absolute Change
<b>Adult</b>	Misdemeanor	CM	274	▲	+10.0%	+25
	Other	OT	254	▲	+28.9%	+57
	Civil Support	VS	206	▲	+18.4%	+32
	Show Cause	SC	174	▲	-2.2%	-4
	Felony	CF	94	▲	+14.6%	+12
	Family Abuse - Protective Order	FP	86	▼	-6.5%	-6
	Violation of Protective Order	PV	41	▲	+115.8%	+22
	Capias	CA	15	▼	-42.3%	-11
	Motion - Protective Order	MP	9	▼	-40.0%	-6
	Remand Support	RS	6	▲	+200.0%	+4
	Non-Family Abuse Protective Order	AP	3	▼	-40.0%	-2
	Total			<b>1,162</b>	▲	<b>11.8%</b>
<b>Juvenile</b>	Custody Visitation	CV	780	▼	-5.9%	-49
	Misdemeanor	DM	93	▲	+2.2%	+2
	Abuse and Neglect	AN	59	▼	-7.8%	-5
	Status	ST	52	▲	+6.1%	+3
	Traffic	T	51	▼	-31.1%	-23
	Permanency Planning	PH	40	▲	+122.2%	+22
	Felony	DF	38	▲	+533.3%	+32
	Foster Care Review	FC	28	▼	-20.0%	-7
	Terminate Parental Rights	TP	18	▲	+350.0%	+14
	Paternity	PT	16	↔		-
	Initial Foster Care	IF	15	▼	-55.9%	-19
	Remand Custody	RC	15	▲	+150.0%	+9
	Temporary Detention Order	TD	13	▲	+18.2%	+2
	Motion - Protective Order	MP	9	▲	+80.0%	+4
	Truancy	TR	9	▼	-57.1%	-12
	Emergency Custody Order	EC	7	▲	+16.7%	+1
	Non-Family Abuse Protective Order	AP	6	▼	-25.0%	-2
	Child In Need of Services	CS	4	↔		-
	Show Cause	SC	3	▲	-75.0%	-9
	Entrustment	ET	2	▼	-33.3%	-1
	Voluntary Continuing Services and Support Agreem	VA	2	▼	-60.0%	-3
	Family Abuse - Protective Order	FP	1	▲	-	+1
	Other	OT	1	▼	-50.0%	-1
	Relief of Custody	CR	1	▼	-80.0%	-4
	Restoration of Parental Rights	RR	1	▲	-	+1
	Child at Risk	RI	0	▼	-100.0%	-8
	Emancipation	EP	0	▼	-100.0%	-1
	Mental Commitment	MC	0	▼	-100.0%	-4
	Qualified Residential Treatment	QR	0	▼	-100.0%	-1
	Total			<b>1,264</b>	▼	<b>-4.4%</b>
<b>GRAND TOTAL</b>			<b>2,426</b>	▲	<b>2.8%</b>	<b>+65</b>

\* Compared to same time period as previous year

\*\* Case Type Categories are defined in the 2017 Virginia Judicial Workload Assessment

The data reported reflect the case management system. The case types reported may not necessitate judicial involvement.

Filings by Major Case Category\*\*

Category	Summary	Change	% Change	Absolute Change
Adult Criminal	511	▲	+5.6%	+27
Child Dependency	165	▲	-6.8%	-12
Child in Need of Services/Supervision	14	▲	-44.0%	-11
Custody and Visitation	796	▼	-5.8%	-49
Delinquency	133	▲	+22.0%	+24
Juvenile Miscellaneous	52	▼	+4.0%	+2
Other	297	▲	+30.3%	+69
Protective Orders	114	▲	-8.8%	-11
Support	293	▲	+20.1%	+49
Traffic	51	▼	-31.1%	-23
<b>GRAND TOTAL</b>	<b>2,426</b>	▲	2.8%	+65

\* Compared to same time period as previous year

\*\* Case Type Categories are defined in the 2017 Virginia Judicial Workload Assessment

The data reported reflect the case management system. The case types reported may not necessitate judicial involvement.

2024 Overall GRAND TOTAL		Distribution of Caseload			Change*		Percentage (%) of Caseload		
<b>1,945</b> +119 6.5% 	Adult	987	51%	7.8% ▲	+71	Adult	2023	2024	
	Juvenile	958	49%	5.3% ▲	+48	Juvenile	50.2%	50.7%	
<b>GRAND TOTAL</b>		<b>1,945</b>	100%	6.5% ▲	+119	<b>GRAND TOTAL</b>	100%	100%	

Filings by Division & Code

Division	Case Type Description	Code	Summary	Change	% Change	Absolute Change	
<b>Adult</b>	Misdemeanor	CM	331	▲	+25.4%	+67	
	Other	OT	158	▼	-22.5%	-46	
	Show Cause	SC	151	▲	+38.5%	+42	
	Civil Support	VS	89	▲	+4.7%	+4	
	Felony	CF	83	▲	+5.1%	+4	
	Capias	CA	61	▲	-19.7%	-15	
	Family Abuse - Protective Order	FP	57	▼	-20.8%	-15	
	Remand Support	RS	24	▲	+118.2%	+13	
	Violation of Protective Order	PV	17	▲	+750.0%	+15	
	Motion - Protective Order	MP	12	▲	+200.0%	+8	
	Emergency Custody Order	EC	1	▲	-	+1	
	Non-Family Abuse Protective Order	AP	1	▼	-80.0%	-4	
	Protective Order	PC	1	▼	-75.0%	-3	
	Violation Family Abuse Protective Order	PS	1	▲	-	+1	
	Restricted License for Non-Support	SL	0	▼	-100.0%	-1	
<b>Total</b>			<b>987</b>	<b>▲</b>	<b>7.8%</b>	<b>+71</b>	
<b>Juvenile</b>	Custody Visitation	CV	436	▼	-1.6%	-7	
	Status	ST	92	▲	+10.8%	+9	
	Misdemeanor	DM	81	▲	+19.1%	+13	
	Traffic	T	51	▲	+50.0%	+17	
	Foster Care Review	FC	48	▼	-2.0%	-1	
	Remand Custody	RC	44	▲	+193.3%	+29	
	Remand Visitation	RV	42	▲	+180.0%	+27	
	Felony	DF	40	▲	+90.5%	+19	
	Permanency Planning	PH	31	▼	-40.4%	-21	
	Initial Foster Care	IF	26	▲	+100.0%	+13	
	Paternity	PT	14	▼	-51.7%	-15	
	Abuse and Neglect	AN	13	▼	-51.9%	-14	
	Entrustment	ET	7	▲	-	+7	
	Truancy	TR	7	▲	+16.7%	+1	
	Voluntary Continuing Services and Support Agree	VA	6	▲	+20.0%	+1	
	Non-Family Abuse Protective Order	AP	5	▼	-54.5%	-6	
	Temporary Detention Order	TD	5	▲	+400.0%	+4	
	Terminate Parental Rights	TP	3	▼	-86.4%	-19	
	Civil Violation	CI	2	▼	-50.0%	-2	
	Capias	CA	1	▲	-	+1	
	Child at Risk	RI	1	▲	-	+1	
	Child In Need of Services	CS	1	▼	-50.0%	-1	
	Emergency Custody Order	EC	1	▲	-	+1	
	Other	OT	1	▼	-66.7%	-2	
	Family Abuse - Protective Order	FP	0	▼	-100.0%	-5	
	Qualified Residential Treatment	QR	0	▼	-100.0%	-2	
	<b>Total</b>			<b>958</b>	<b>▲</b>	<b>5.3%</b>	<b>+48</b>
	<b>GRAND TOTAL</b>			<b>1,945</b>	<b>▲</b>	<b>6.5%</b>	<b>+119</b>

\* Compared to same time period as previous year

\*\* Case Type Categories are defined in the 2017 Virginia Judicial Workload Assessment

The data reported reflect the case management system. The case types reported may not necessitate judicial involvement.

**Filings by Major Case Category\*\***

Category	Summary	Change	% Change	Absolute Change
Adult Criminal	554	▲	+7.4%	+38
Child Dependency	135	▲	-20.6%	-35
Child in Need of Services/Supervision	8	▼		0
Custody and Visitation	450	▼	-4.7%	-22
Delinquency	122	▲	+37.1%	+33
Juvenile Miscellaneous	92	▲	+10.8%	+9
New to Workload Study	2	▼	-50.0%	-2
Other	276	▲	+10.8%	+27
Protective Orders	75	▼	-22.7%	-22
Support	180	▲	+73.1%	+76
Traffic	51	▲	+50.0%	+17
<b>GRAND TOTAL</b>	<b>1,945</b>	▲	6.5%	+119

\* Compared to same time period as previous year

\*\* Case Type Categories are defined in the 2017 Virginia Judicial Workload Assessment

The data reported reflect the case management system. The case types reported may not necessitate judicial involvement.

2024 Overall GRAND TOTAL		Distribution of Caseload		Change*		Percentage (%) of Caseload			
<b>3,381</b> +114 3.5% 		<b>Adult</b>	1,775	52%	14.1% ▲	+220	<b>Adult</b>	47.6%	52.5%
		<b>Juvenile</b>	1,606	48%	-6.2% ▼	-106	<b>Juvenile</b>	52.4%	47.5%
		<b>GRAND TOTAL</b>	<b>3,381</b>	100%	3.5% ▲	+114	<b>GRAND TOTAL</b>	100%	100%

Filings by Division & Code

Division	Case Type Description	Code	Summary	Change	% Change	Absolute Change	
<b>Adult</b>	Show Cause	SC	583	▲	+29.8%	+134	
	Misdemeanor	CM	330	▲	+12.2%	+36	
	Other	OT	291	▲	+19.8%	+48	
	Civil Support	VS	209	▲	+9.4%	+18	
	Capias	CA	146	▲	+18.7%	+23	
	Family Abuse - Protective Order	FP	86	▼	-15.7%	-16	
	Felony	CF	84	▲	+1.2%	+1	
	Remand Support	RS	24	▼	-20.0%	-6	
	Motion - Protective Order	MP	11	▼	-42.1%	-8	
	Violation of Protective Order	PV	8	▼	-50.0%	-8	
	Non-Family Abuse Protective Order	AP	3	▼	-25.0%	-1	
	Protective Order	PC	0	▼	-100.0%	-1	
		<b>Total</b>		<b>1,775</b>	▲	<b>14.1%</b>	<b>+220</b>
<b>Juvenile</b>	Custody Visitation	CV	858	▼	-14.8%	-149	
	Status	ST	186	▲	+23.2%	+35	
	Misdemeanor	DM	147	▲	+26.7%	+31	
	Permanency Planning	PH	48	▲	+100.0%	+24	
	Traffic	T	44	▲	+18.9%	+7	
	Paternity	PT	43	▲	+16.2%	+6	
	Remand Custody	RC	40	▼	-16.7%	-8	
	Remand Visitation	RV	40	▼	-16.7%	-8	
	Motion - Protective Order	MP	33	▼	-34.0%	-17	
	Felony	DF	32	▲	+113.3%	+17	
	Foster Care Review	FC	32	▼	-36.0%	-18	
	Abuse and Neglect	AN	28	▼	-44.0%	-22	
	Terminate Parental Rights	TP	20	▲	+233.3%	+14	
	Temporary Detention Order	TD	12	▲	+20.0%	+2	
	Show Cause	SC	10	▼	-16.7%	-2	
	Initial Foster Care	IF	8	▼	-60.0%	-12	
	Truancy	TR	8	▲	+33.3%	+2	
	Non-Family Abuse Protective Order	AP	6	▲	+50.0%	+2	
	Relief of Custody	CR	4	↔		-	
	Emergency Custody Order	EC	3	▼	-40.0%	-2	
	Entrustment	ET	3	▲	+50.0%	+1	
	Child In Need of Services	CS	1	▼	-50.0%	-1	
	Emancipation	EP	0	▼	-100.0%	-1	
	Family Abuse - Protective Order	FP	0	▼	-100.0%	-3	
	Mental Commitment	MC	0	▼	-100.0%	-1	
	Other	OT	0	▼	-100.0%	-1	
	Qualified Residential Treatment	QR	0	▼	-100.0%	-1	
	Voluntary Continuing Services and Support Agreem	VA	0	▼	-100.0%	-1	
		<b>Total</b>		<b>1,606</b>	▼	<b>-6.2%</b>	<b>-106</b>
	<b>GRAND TOTAL</b>			<b>3,381</b>	▲	3.5%	+114

\* Compared to same time period as previous year

\*\* Case Type Categories are defined in the 2017 Virginia Judicial Workload Assessment

The data reported reflect the case management system. The case types reported may not necessitate judicial involvement.

Filings by Major Case Category\*\*

Category	Summary	Change	% Change	Absolute Change
Adult Criminal	1,034	▼	+18.9%	+164
Child Dependency	143	▲	-9.5%	-15
Child in Need of Services/Supervision	9	▼	+12.5%	+1
Custody and Visitation	901	▲	-13.7%	-143
Delinquency	189	▲	+32.2%	+46
Juvenile Miscellaneous	186	▼	+22.4%	+34
Other	410	▼	+6.2%	+24
Protective Orders	139	▼	-23.6%	-43
Support	326	▲	+13.6%	+39
Traffic	44	▲	+18.9%	+7
<b>GRAND TOTAL</b>	<b>3,381</b>	▲	3.5%	+114

\* Compared to same time period as previous year

\*\* Case Type Categories are defined in the 2017 Virginia Judicial Workload Assessment

The data reported reflect the case management system. The case types reported may not necessitate judicial involvement.



2024 Overall GRAND TOTAL		Distribution of Caseload		Change*		Percentage (%) of Caseload		
<b>3,255</b>	-287 -8.1%	<b>Adult</b>	1,575 48%	-6.9% ▼	-116	<b>Adult</b>	47.7%	48.4%
2024		<b>Juvenile</b>	1,680 52%	-9.2% ▼	-171	<b>Juvenile</b>	52.3%	51.6%
2023		<b>GRAND TOTAL</b>	<b>3,255</b> 100%	-8.1% ▼	-287	<b>GRAND TOTAL</b>	100%	100%

Filings by Division & Code

Division	Case Type Description	Code	Summary	Change	% Change	Absolute Change	
<b>Adult</b>	Misdemeanor	CM	391	▼	-11.1%	-49	
	Other	OT	297	▲	-20.6%	-77	
	Felony	CF	206	▲	+4.6%	+9	
	Show Cause	SC	193	▲	+18.4%	+30	
	Civil Support	VS	156	▼	-8.2%	-14	
	Family Abuse - Protective Order	FP	139	▼	-4.8%	-7	
	Capias	CA	99	▲	-22.7%	-29	
	Motion - Protective Order	MP	38	▲	+11.8%	+4	
	Violation of Protective Order	PV	31	▲	+106.7%	+16	
	Remand Support	RS	15	▲	+50.0%	+5	
	Bond Forfeiture	BF	4	▼	-20.0%	-1	
	Protective Order	PC	3	▲	+200.0%	+2	
	Restricted License for Non-Support	SL	2	↔	-	-	
	Criminal Support	CS	1	▲	-	+1	
	Non-Family Abuse Protective Order	AP	0	▼	-100.0%	-6	
	<b>Total</b>		<b>1,575</b>	▼	<b>-6.9%</b>	<b>-116</b>	
<b>Juvenile</b>	Custody Visitation	CV	833	▼	-21.6%	-230	
	Permanency Planning	PH	110	▲	+32.5%	+27	
	Status	ST	93	▲	+72.2%	+39	
	Traffic	T	78	▼	-1.3%	-1	
	Foster Care Review	FC	70	▲	+2.9%	+2	
	Misdemeanor	DM	69	▼	-11.5%	-9	
	Remand Visitation	RV	68	▼	-2.9%	-2	
	Remand Custody	RC	64	▼	-7.2%	-5	
	Felony	DF	59	▼	-3.3%	-2	
	Abuse and Neglect	AN	56	▲	+16.7%	+8	
	Initial Foster Care	IF	42	▲	+2.4%	+1	
	Terminate Parental Rights	TP	37	▲	+37.0%	+10	
	Paternity	PT	29	▲	+31.8%	+7	
	Truancy	TR	13	▲	+30.0%	+3	
	Motion - Protective Order	MP	11	▼	-26.7%	-4	
	Non-Family Abuse Protective Order	AP	9	↔	-	-	
	Temporary Detention Order	TD	9	▼	-25.0%	-3	
	Voluntary Continuing Services and Support Agreen	VA	8	↔	-	-	
	Other	OT	6	▼	-14.3%	-1	
	Emergency Custody Order	EC	5	▲	+25.0%	+1	
	Relief of Custody	CR	4	▼	-63.6%	-7	
	Child In Need of Services	CS	3	▲	-	+3	
	Civil Violation	CI	2	▲	-	+2	
	Entrustment	ET	2	▼	-66.7%	-4	
	Qualified Residential Treatment	QR	0	▼	-100.0%	-6	
		<b>Total</b>		<b>1,680</b>	▼	<b>-9.2%</b>	<b>-171</b>
	<b>GRAND TOTAL</b>			<b>3,255</b>	▼	<b>-8.1%</b>	<b>-287</b>

\* Compared to same time period as previous year

\*\* Case Type Categories are defined in the 2017 Virginia Judicial Workload Assessment

The data reported reflect the case management system. The case types reported may not necessitate judicial involvement.

Filings by Major Case Category\*\*

Category	Summary	Change	% Change	Absolute Change
Adult Criminal	872	▲	-6.0%	-56
Child Dependency	329	▼	+10.4%	+31
Child in Need of Services/Supervision	16	▲	+60.0%	+6
Custody and Visitation	862	▲	-20.6%	-223
Delinquency	128	▼	-7.9%	-11
Juvenile Miscellaneous	93	▲	+72.2%	+39
New to Workload Study	2	▲	-	+2
Other	464	▲	-15.0%	-82
Protective Orders	197	▼	-6.2%	-13
Support	214	▲	+10.9%	+21
Traffic	78	▼	-1.3%	-1
<b>GRAND TOTAL</b>	<b>3,255</b>	▼	-8.1%	-287

\* Compared to same time period as previous year

\*\* Case Type Categories are defined in the 2017 Virginia Judicial Workload Assessment

The data reported reflect the case management system. The case types reported may not necessitate judicial involvement.

2024 Overall GRAND TOTAL		Distribution of Caseload		Change*		Percentage (%) of Caseload			
<b>1,591</b>	-205 -11.4%	<b>Adult</b>	706	44%	-13.4%	-109	<b>Adult</b>	45.4%	44.4%
2024		<b>Juvenile</b>	885	56%	-9.8%	-96	<b>Juvenile</b>	54.6%	55.6%
2023		<b>GRAND TOTAL</b>	<b>1,591</b>	100%	-11.4%	-205	<b>GRAND TOTAL</b>	100%	100%

Filings by Division & Code

Division	Case Type Description	Code	Summary	Change	% Change	Absolute Change	
<b>Adult</b>	Show Cause	SC	201	▲	+21.8%	+36	
	Other	OT	176	▼	-10.2%	-20	
	Misdemeanor	CM	122	▼	-15.3%	-22	
	Civil Support	VS	70	▼	-27.8%	-27	
	Capias	CA	51	▼	-34.6%	-27	
	Family Abuse - Protective Order	FP	39	▼	-20.4%	-10	
	Felony	CF	23	▼	-56.6%	-30	
	Motion - Protective Order	MP	6	▼	-25.0%	-2	
	Non-Family Abuse Protective Order	AP	6	▲	+20.0%	+1	
	Remand Support	RS	5	▼	-37.5%	-3	
	Bond Forfeiture	BF	3	▼	-62.5%	-5	
	Restricted License for Non-Support	SL	3	▲	+50.0%	+1	
	Violation of Protective Order	PV	1	▼	-50.0%	-1	
		<b>Total</b>		<b>706</b>	▼	<b>-13.4%</b>	<b>-109</b>
<b>Juvenile</b>	Custody Visitation	CV	467	▼	-11.2%	-59	
	Permanency Planning	PH	57	▼	-42.4%	-42	
	Foster Care Review	FC	46	▼	-19.3%	-11	
	Child at Risk	RI	45	▲	+164.7%	+28	
	Terminate Parental Rights	TP	40	▲	+25.0%	+8	
	Abuse and Neglect	AN	32	▲	+28.0%	+7	
	Initial Foster Care	IF	32	▲	+10.3%	+3	
	Truancy	TR	30	▼	-44.4%	-24	
	Motion - Protective Order	MP	28	▲	+1,300.0%	+26	
	Misdemeanor	DM	20	▲	+5.3%	+1	
	Traffic	T	13	▼	-66.7%	-26	
	Entrustment	ET	10	▲	+233.3%	+7	
	Child In Need of Services	CS	9	▲	+28.6%	+2	
	Status	ST	8	▼	-27.3%	-3	
	Voluntary Continuing Services and Support Agreem	VA	8	▲	+300.0%	+6	
	Non-Family Abuse Protective Order	AP	7	▼	-12.5%	-1	
	Paternity	PT	6	▼	-40.0%	-4	
	Remand Custody	RC	6	▼	-45.5%	-5	
	Remand Visitation	RV	6	▼	-53.8%	-7	
	Civil Violation	CI	3	▲	-	+3	
	Felony	DF	3	▼	-57.1%	-4	
	Relief of Custody	CR	3	↔	-	-	
	Emancipation	EP	2	▲	+100.0%	+1	
	Show Cause	SC	2	▲	-	+2	
	Capias	CA	1	▲	-	+1	
	Temporary Detention Order	TD	1	↔	-	-	
	Family Abuse - Protective Order	FP	0	▼	-100.0%	-2	
	Other	OT	0	▼	-100.0%	-3	
		<b>Total</b>		<b>885</b>	▼	<b>-9.8%</b>	<b>-96</b>
	<b>GRAND TOTAL</b>			<b>1,591</b>	▼	<b>-11.4%</b>	<b>-205</b>

\* Compared to same time period as previous year

\*\* Case Type Categories are defined in the 2017 Virginia Judicial Workload Assessment

The data reported reflect the case management system. The case types reported may not necessitate judicial involvement.

Filings by Major Case Category\*\*

Category	Summary	Change	% Change	Absolute Change
Adult Criminal	350	▼	-10.7%	-42
Child Dependency	273	▲	+2.2%	+6
Child in Need of Services/Supervision	39	▼	-36.1%	-22
Custody and Visitation	473	▼	-11.8%	-63
Delinquency	26	▲		0
Juvenile Miscellaneous	10	▲	-16.7%	-2
New to Workload Study	3	▲	-	+3
Other	194	▼	-16.4%	-38
Protective Orders	86	▲	+16.2%	+12
Support	124	▲	-21.0%	-33
Traffic	13	▼	-66.7%	-26
<b>GRAND TOTAL</b>	<b>1,591</b>	▼	-11.4%	-205

\* Compared to same time period as previous year

\*\* Case Type Categories are defined in the 2017 Virginia Judicial Workload Assessment

The data reported reflect the case management system. The case types reported may not necessitate judicial involvement.

2024 Overall GRAND TOTAL		Distribution of Caseload		Change*		Percentage (%) of Caseload		
<b>995</b>	-173 -14.8%	<b>Adult</b>	458 46%	-9.1% ▼	-46	<b>Adult</b>	2023 43.2%	2024 46.0%
2024		<b>Juvenile</b>	537 54%	-19.1% ▼	-127	<b>Juvenile</b>	56.8%	54.0%
2023		<b>GRAND TOTAL</b>	<b>995</b> 100%	-14.8% ▼	-173	<b>GRAND TOTAL</b>	100%	100%

Filings by Division & Code

Division	Case Type Description	Code	Summary	Change	% Change	Absolute Change	
<b>Adult</b>	Misdemeanor	CM	96	▲	+7.9%	+7	
	Show Cause	SC	89	▼	-1.1%	-1	
	Other	OT	88	▼	+2.3%	+2	
	Civil Support	VS	75	▼	-37.0%	-44	
	Family Abuse - Protective Order	FP	41	▼	-16.3%	-8	
	Capias	CA	35	▼	-28.6%	-14	
	Felony	CF	23	▲	+64.3%	+9	
	Motion - Protective Order	MP	6	▲	+20.0%	+1	
	Bond Forfeiture	BF	1	▲	-	+1	
	Non-Family Abuse Protective Order	AP	1	↔	-	-	
	Protective Order	PC	1	▲	-	+1	
	Remand Support	RS	1	▼	-50.0%	-1	
	Violation of Protective Order	PV	1	▲	-	+1	
	<b>Total</b>		<b>458</b>	▼	<b>-9.1%</b>	<b>-46</b>	
<b>Juvenile</b>	Custody Visitation	CV	361	▼	-21.7%	-100	
	Misdemeanor	DM	48	▲	+9.1%	+4	
	Felony	DF	28	▲	+211.1%	+19	
	Permanency Planning	PH	16	▼	-61.0%	-25	
	Truancy	TR	12	▲	+71.4%	+5	
	Child In Need of Services	CS	10	▼	-9.1%	-1	
	Entrustment	ET	9	▲	+12.5%	+1	
	Initial Foster Care	IF	9	▼	-10.0%	-1	
	Status	ST	9	▼	-	-	
	Foster Care Review	FC	6	▼	-50.0%	-6	
	Paternity	PT	6	↔	-	-	
	Terminate Parental Rights	TP	6	▲	+20.0%	+1	
	Traffic	T	4	▼	-78.9%	-15	
	Abuse and Neglect	AN	3	▼	-50.0%	-3	
	Child at Risk	RI	3	▲	-	+3	
	Voluntary Continuing Services and Support Agreen	VA	3	▲	-	+3	
	Motion - Protective Order	MP	1	↔	-	-	
	Other	OT	1	▲	-	-	
	Relief of Custody	CR	1	▼	-50.0%	-1	
	Show Cause	SC	1	▼	-66.7%	-2	
	Capias	CA	0	▼	-100.0%	-1	
	Civil Violation	CI	0	▼	-100.0%	-1	
	Emergency Custody Order	EC	0	▼	-100.0%	-2	
	Mental Commitment	MC	0	▼	-100.0%	-1	
	Non-Family Abuse Protective Order	AP	0	▼	-100.0%	-1	
	Qualified Residential Treatment	QR	0	▼	-100.0%	-1	
	Remand Custody	RC	0	▼	-100.0%	-1	
	Temporary Detention Order	TD	0	▼	-100.0%	-1	
		<b>Total</b>		<b>537</b>	▼	<b>-19.1%</b>	<b>-127</b>
	<b>GRAND TOTAL</b>			<b>995</b>	▼	<b>-14.8%</b>	<b>-173</b>

\* Compared to same time period as previous year

\*\* Case Type Categories are defined in the 2017 Virginia Judicial Workload Assessment

The data reported reflect the case management system. The case types reported may not necessitate judicial involvement.

**Filings by Major Case Category\*\***

Category	Summary	Change	% Change	Absolute Change
Adult Criminal	206	▲	+3.5%	+7
Child Dependency	56	▲	-34.1%	-29
Child in Need of Services/Supervision	22	▼	+15.8%	+3
Custody and Visitation	367	▼	-21.4%	-100
Delinquency	77	▲	+37.5%	+21
Juvenile Miscellaneous	9	▼	-10.0%	-1
New to Workload Study	0	▼	-100.0%	-1
Other	90	▲	-3.2%	-3
Protective Orders	49	▼	-14.0%	-8
Support	115	▼	-29.0%	-47
Traffic	4	▼	-78.9%	-15
<b>GRAND TOTAL</b>	<b>995</b>	▼	-14.8%	-173

\* Compared to same time period as previous year

\*\* Case Type Categories are defined in the 2017 Virginia Judicial Workload Assessment

The data reported reflect the case management system. The case types reported may not necessitate judicial involvement.

2024 Overall GRAND TOTAL		Distribution of Caseload			Change*		Percentage (%) of Caseload		
<b>2,350</b> 	+86	<b>Adult</b>	1,341	57%	1.4% ▲	+19	<b>Adult</b>	58.4%	57.1%
	3.8%	<b>Juvenile</b>	1,009	43%	7.1% ▲	+67	<b>Juvenile</b>	41.6%	42.9%
		<b>GRAND TOTAL</b>	<b>2,350</b>	100%	3.8% ▲	+86	<b>GRAND TOTAL</b>	100%	100%

Filings by Division & Code

Division	Case Type Description	Code	Summary	Change	% Change	Absolute Change	
<b>Adult</b>	Show Cause	SC	417	▲	-22.1%	-118	
	Misdemeanor	CM	263	▲	+34.9%	+68	
	Other	OT	217	▼	-	-	
	Felony	CF	131	▲	+274.3%	+96	
	Civil Support	VS	109	▼	-25.9%	-38	
	Family Abuse - Protective Order	FP	71	▼	-9.0%	-7	
	Capias	CA	62	▲	+14.8%	+8	
	Remand Support	RS	26	▲	+13.0%	+3	
	Motion - Protective Order	MP	20	▲	+53.8%	+7	
	Violation of Protective Order	PV	10	▲	+66.7%	+4	
	Bond Forfeiture	BF	8	▼	-38.5%	-5	
	Non-Family Abuse Protective Order	AP	7	▲	+16.7%	+1	
	Total			<b>1,341</b>	▲	<b>1.4%</b>	<b>+19</b>
<b>Juvenile</b>	Custody Visitation	CV	462	▼	-5.1%	-25	
	Misdemeanor	DM	85	▲	+77.1%	+37	
	Permanency Planning	PH	64	▼	-36.0%	-36	
	Foster Care Review	FC	60	▲	+71.4%	+25	
	Abuse and Neglect	AN	54	▲	+80.0%	+24	
	Traffic	T	37	▲	+48.0%	+12	
	Initial Foster Care	IF	35	▲	+59.1%	+13	
	Entrustment	ET	33	▲	+153.8%	+20	
	Terminate Parental Rights	TP	31	▲	+158.3%	+19	
	Remand Custody	RC	29	↔	-	-	
	Remand Visitation	RV	29	▲	+7.4%	+2	
	Motion - Protective Order	MP	17	▼	-26.1%	-6	
	Truancy	TR	16	▼	-33.3%	-8	
	Relief of Custody	CR	8	▲	+300.0%	+6	
	Temporary Detention Order	TD	8	▲	+166.7%	+5	
	Status	ST	7	▼	-12.5%	-1	
	Child In Need of Services	CS	6	▲	+100.0%	+3	
	Felony	DF	5	▼	-64.3%	-9	
	Paternity	PT	5	▼	-50.0%	-5	
	Other	OT	4	▲	+100.0%	+2	
	Voluntary Continuing Services and Support Agreen	VA	4	▼	-20.0%	-1	
	Show Cause	SC	3	▲	-50.0%	-3	
	Emergency Custody Order	EC	2	▼	-50.0%	-2	
	Mental Commitment	MC	2	▲	-	+2	
	Non-Family Abuse Protective Order	AP	2	▼	-33.3%	-1	
	Capias	CA	1	↔	-	-	
	Child at Risk	RI	0	▼	-100.0%	-1	
	Civil Violation	CI	0	▼	-100.0%	-4	
	Qualified Residential Treatment	QR	0	▼	-100.0%	-1	
	Total			<b>1,009</b>	▲	<b>7.1%</b>	<b>+67</b>
	<b>GRAND TOTAL</b>			<b>2,350</b>	▲	<b>3.8%</b>	<b>+86</b>

\* Compared to same time period as previous year

\*\* Case Type Categories are defined in the 2017 Virginia Judicial Workload Assessment

The data reported reflect the case management system. The case types reported may not necessitate judicial involvement.

Filings by Major Case Category\*\*

Category	Summary	Change	% Change	Absolute Change
Adult Criminal	753	▲	-0.4%	-3
Child Dependency	289	▲	+30.8%	+68
Child in Need of Services/Supervision	22	▼	-31.3%	-10
Custody and Visitation	467	▼	-6.0%	-30
Delinquency	94	▲	+46.9%	+30
Juvenile Miscellaneous	7	▼	-12.5%	-1
New to Workload Study	0	▼	-100.0%	-4
Other	317	▲	+3.9%	+12
Protective Orders	117	▲	-4.9%	-6
Support	247	▲	+7.9%	+18
Traffic	37	▲	+48.0%	+12
<b>GRAND TOTAL</b>	<b>2,350</b>	▲	3.8%	+86

\* Compared to same time period as previous year

\*\* Case Type Categories are defined in the 2017 Virginia Judicial Workload Assessment

The data reported reflect the case management system. The case types reported may not necessitate judicial involvement.



2024 Overall GRAND TOTAL		Distribution of Caseload			Change*		Percentage (%) of Caseload		
<b>2,999</b>	-262 -8.0%	<b>Adult</b>	1,599	53%	0.3% ▲	+4	<b>Adult</b>	48.9%	53.3%
2024		<b>Juvenile</b>	1,400	47%	-16.0% ▼	-266	<b>Juvenile</b>	51.1%	46.7%
2023		<b>GRAND TOTAL</b>	<b>2,999</b>	100%	-8.0% ▼	-262	<b>GRAND TOTAL</b>	100%	100%

Filings by Division & Code

Division	Case Type Description	Code	Summary	Change	% Change	Absolute Change
<b>Adult</b>	Misdemeanor	CM	423	▲	+18.2%	+65
	Other	OT	342	▲	-3.7%	-13
	Show Cause	SC	271	▲	-4.9%	-14
	Civil Support	VS	196	▼	-7.5%	-16
	Felony	CF	130	▼	-9.7%	-14
	Family Abuse - Protective Order	FP	100	▼	-4.8%	-5
	Capias	CA	91	▼	-8.1%	-8
	Motion - Protective Order	MP	22	▲	+10.0%	+2
	Remand Support	RS	13	▲	+30.0%	+3
	Non-Family Abuse Protective Order	AP	8	▲	+14.3%	+1
	Restricted License for Non-Support	SL	2	▲	-	+2
	Violation Family Abuse Protective Order	PS	1	▲	-	+1
		<b>Total</b>		<b>1,599</b>	▲	<b>0.3%</b>
<b>Juvenile</b>	Custody Visitation	CV	832	▼	-11.8%	-111
	Motion - Protective Order	MP	85	▼	-5.6%	-5
	Misdemeanor	DM	73	▼	-17.0%	-15
	Traffic	T	63	▲	+10.5%	+6
	Abuse and Neglect	AN	61	▼	-47.9%	-56
	Remand Custody	RC	42	▲	+23.5%	+8
	Permanency Planning	PH	40	▼	-35.5%	-22
	Foster Care Review	FC	35	▲	+66.7%	+14
	Terminate Parental Rights	TP	26	▲	+4.0%	+1
	Status	ST	23	▲	+4.5%	+1
	Initial Foster Care	IF	22	▼	-21.4%	-6
	Felony	DF	17	▼	-66.7%	-34
	Truancy	TR	16	▼	-5.9%	-1
	Paternity	PT	15	▼	-40.0%	-10
	Other	OT	9	▲	+28.6%	+2
	Show Cause	SC	9	▼	+50.0%	+3
	Voluntary Continuing Services and Support Agreem	VA	7	▲	+16.7%	+1
	Relief of Custody	CR	5	↔	-	-
	Child In Need of Services	CS	4	▼	-50.0%	-4
	Entrustment	ET	4	▼	-78.9%	-15
	Non-Family Abuse Protective Order	AP	3	▼	-76.9%	-10
	Temporary Detention Order	TD	3	▼	-70.0%	-7
	Child at Risk	RI	2	▲	-	+2
	Emergency Custody Order	EC	1	▼	-83.3%	-5
	Family Abuse - Protective Order	FP	1	↔	-	-
	Juvenile Support	JS	1	▲	-	+1
	Mental Commitment	MC	1	▼	-50.0%	-1
	Civil Violation	CI	0	▼	-100.0%	-1
	Protective Order	PC	0	▼	-100.0%	-1
	Qualified Residential Treatment	QR	0	▼	-100.0%	-1
		<b>Total</b>		<b>1,400</b>	▼	<b>-16.0%</b>
<b>GRAND TOTAL</b>			<b>2,999</b>	▼	<b>-8.0%</b>	<b>-262</b>

\* Compared to same time period as previous year

\*\* Case Type Categories are defined in the 2017 Virginia Judicial Workload Assessment

The data reported reflect the case management system. The case types reported may not necessitate judicial involvement.

**Filings by Major Case Category\*\***

Category	Summary	Change	% Change	Absolute Change
Adult Criminal	812	▲	+0.2%	+2
Child Dependency	202	▲	-28.9%	-82
Child in Need of Services/Supervision	20	▼	-23.1%	-6
Custody and Visitation	847	▼	-12.5%	-121
Delinquency	99	▼	-31.7%	-46
Juvenile Miscellaneous	23	▲	+4.5%	+1
New to Workload Study	0	▼	-100.0%	-1
Other	411	▼	-3.1%	-13
Protective Orders	219	▼	-7.2%	-17
Support	303	▲	+5.2%	+15
Traffic	63	▲	+10.5%	+6
<b>GRAND TOTAL</b>	<b>2,999</b>	▼	-8.0%	-262

\* Compared to same time period as previous year

\*\* Case Type Categories are defined in the 2017 Virginia Judicial Workload Assessment

The data reported reflect the case management system. The case types reported may not necessitate judicial involvement.

2024 Overall GRAND TOTAL		Distribution of Caseload			Change*		Percentage (%) of Caseload		
<b>1,611</b> -122 -7.0% 		<b>Adult</b>	807	50%	-3.8% ▼	-32	<b>Adult</b>	48.4%	50.1%
		<b>Juvenile</b>	804	50%	-10.1% ▼	-90	<b>Juvenile</b>	51.6%	49.9%
		<b>GRAND TOTAL</b>	<b>1,611</b>	100%	-7.0% ▼	-122	<b>GRAND TOTAL</b>	100%	100%

Filings by Division & Code

Division	Case Type Description	Code	Summary	Change	% Change	Absolute Change	
<b>Adult</b>	Other	OT	181	▲	+4.0%	+7	
	Show Cause	SC	161	▼	-6.4%	-11	
	Misdemeanor	CM	158	▼	-23.7%	-49	
	Civil Support	VS	92	▼	-2.1%	-2	
	Capias	CA	72	▲	+63.6%	+28	
	Family Abuse - Protective Order	FP	65	▼	-21.7%	-18	
	Felony	CF	29	▲	+38.1%	+8	
	Remand Support	RS	20	▲	+17.6%	+3	
	Non-Family Abuse Protective Order	AP	15	▲	+50.0%	+5	
	Motion - Protective Order	MP	11	▼	-8.3%	-1	
	Protective Order	PC	1	↔		-	
	Restricted License for Non-Support	SL	1	▼	-50.0%	-1	
	Return of Desposit (Bondsman)	RD	1	▲	-	+1	
	Bond Forfeiture	BF	0	▼	-100.0%	-2	
	<b>Total</b>		<b>807</b>	▼	<b>-3.8%</b>	<b>-32</b>	
<b>Juvenile</b>	Custody Visitation	CV	337	▼	-21.1%	-90	
	Permanency Planning	PH	64	▼	-7.2%	-5	
	Foster Care Review	FC	61	▲	+69.4%	+25	
	Traffic	T	58	↔		-	
	Abuse and Neglect	AN	52	▼	-13.3%	-8	
	Misdemeanor	DM	51	▼	-12.1%	-7	
	Remand Custody	RC	32	▲	+14.3%	+4	
	Initial Foster Care	IF	29	↔		-	
	Terminate Parental Rights	TP	23	▼	-42.5%	-17	
	Truancy	TR	21	▼	-22.2%	-6	
	Remand Visitation	RV	12	▲	+50.0%	+4	
	Felony	DF	9	▼	-35.7%	-5	
	Show Cause	SC	8	▲	+60.0%	+3	
	Non-Family Abuse Protective Order	AP	7	▲	+250.0%	+5	
	Paternity	PT	7	▲	+16.7%	+1	
	Relief of Custody	CR	6	▲	+200.0%	+4	
	Other	OT	5	▲	+66.7%	+2	
	Child In Need of Services	CS	4	↔		-	
	Entrustment	ET	4	▲	-	+4	
	Voluntary Continuing Services and Support Agreem	VA	4	▲	-	+4	
	Status	ST	3	▲	-62.5%	-5	
	Emergency Custody Order	EC	2	↔		-	
	Restoration of Parental Rights	RR	2	▲	-	+2	
	Child at Risk	RI	1	↔		-	
	Emancipation	EP	1	▲	-	+1	
	Temporary Detention Order	TD	1	▼	-50.0%	-1	
	Capias	CA	0	▼	-100.0%	-1	
	Civil Violation	CI	0	▼	-100.0%	-1	
	Family Abuse - Protective Order	FP	0	▼	-100.0%	-1	
	Qualified Residential Treatment	QR	0	▼	-100.0%	-2	
		<b>Total</b>		<b>804</b>	▼	<b>-10.1%</b>	<b>-90</b>
		<b>GRAND TOTAL</b>		<b>1,611</b>	▼	<b>-7.0%</b>	<b>-122</b>

\* Compared to same time period as previous year

\*\* Case Type Categories are defined in the 2017 Virginia Judicial Workload Assessment

The data reported reflect the case management system. The case types reported may not necessitate judicial involvement.

Filings by Major Case Category\*\*

Category	Summary	Change	% Change	Absolute Change
Adult Criminal	297	▼	-15.9%	-56
Child Dependency	244	▲	+2.1%	+5
Child in Need of Services/Supervision	29	▲	-6.5%	-2
Custody and Visitation	344	▼	-20.6%	-89
Delinquency	64	▼	-17.9%	-14
Juvenile Miscellaneous	4	▲	-50.0%	-4
New to Workload Study	0	▼	-100.0%	-1
Other	256	▲	+9.4%	+22
Protective Orders	98	▲	-9.3%	-10
Support	217	▲	+14.2%	+27
Traffic	58	↔		0
<b>GRAND TOTAL</b>	<b>1,611</b>	▼	-7.0%	-122

\* Compared to same time period as previous year

\*\* Case Type Categories are defined in the 2017 Virginia Judicial Workload Assessment

The data reported reflect the case management system. The case types reported may not necessitate judicial involvement.

2024 Overall GRAND TOTAL		Distribution of Caseload			Change*		Percentage (%) of Caseload		
<b>1,359</b> +8 0.6% 	Adult	533	39%	-4.7% ▼	-26	Adult	2023	2024	
	Juvenile	826	61%	4.3% ▲	+34	Juvenile	41.4%	39.2%	
	<b>GRAND TOTAL</b>	<b>1,359</b>	100%	0.6% ▲	+8	<b>GRAND TOTAL</b>	100%	100%	

Filings by Division & Code

Division	Case Type Description	Code	Summary	Change	% Change	Absolute Change	
<b>Adult</b>	Other	OT	117	▲	+39.3%	+33	
	Misdemeanor	CM	101	▼	-37.7%	-61	
	Show Cause	SC	86	▲	+28.4%	+19	
	Civil Support	VS	83	▲	+72.9%	+35	
	Felony	CF	51	▼	-30.1%	-22	
	Family Abuse - Protective Order	FP	39	▼	-20.4%	-10	
	Capias	CA	33	▼	-19.5%	-8	
	Remand Support	RS	11	▼	-35.3%	-6	
	Motion - Protective Order	MP	9	▼	-10.0%	-1	
	Non-Family Abuse Protective Order	AP	3	▼	-57.1%	-4	
	Restricted License for Non-Support	SL	0	▼	-100.0%	-1	
	<b>Total</b>		<b>533</b>	▼	<b>-4.7%</b>	<b>-26</b>	
<b>Juvenile</b>	Custody Visitation	CV	340	▲	+3.0%	+10	
	Misdemeanor	DM	157	▲	+46.7%	+50	
	Traffic	T	93	▲	+31.0%	+22	
	Permanency Planning	PH	40	▲	+2.6%	+1	
	Foster Care Review	FC	28	▼	-6.7%	-2	
	Terminate Parental Rights	TP	24	▲	+84.6%	+11	
	Truancy	TR	23	▲	+35.3%	+6	
	Remand Custody	RC	21	▼	-25.0%	-7	
	Remand Visitation	RV	21	▼	-25.0%	-7	
	Abuse and Neglect	AN	15	▼	-40.0%	-10	
	Initial Foster Care	IF	15	▼	-44.4%	-12	
	Felony	DF	12	▼	-64.7%	-22	
	Paternity	PT	11	▲	+120.0%	+6	
	Child In Need of Services	CS	10	▼	-23.1%	-3	
	Entrustment	ET	4	▲	-	+4	
	Voluntary Continuing Services and Support Agreen	VA	4	▲	+33.3%	+1	
	Capias	CA	2	▲	-	-	
	Non-Family Abuse Protective Order	AP	2	▼	-33.3%	-1	
	Civil Violation	CI	1	▼	-50.0%	-1	
	Emergency Custody Order	EC	1	↔	-	-	
	Show Cause	SC	1	↔	-	-	
	Temporary Detention Order	TD	1	↔	-	-	
	Other	OT	0	▼	-100.0%	-2	
	Relief of Custody	CR	0	▼	-100.0%	-3	
	Status	ST	0	▼	-100.0%	-7	
		<b>Total</b>		<b>826</b>	▲	<b>4.3%</b>	<b>+34</b>
		<b>GRAND TOTAL</b>		<b>1,359</b>	▲	<b>0.6%</b>	<b>+8</b>

Filings by Major Case Category\*\*

Category	Summary	Change	% Change	Absolute Change
Adult Criminal	221	▼	-29.4%	-92
Child Dependency	130	▲	-7.1%	-10
Child in Need of Services/Supervision	33	▲	+10.0%	+3
Custody and Visitation	352	▲	+5.1%	+17
Delinquency	171	▼	+18.8%	+27

\* Compared to same time period as previous year

\*\* Case Type Categories are defined in the 2017 Virginia Judicial Workload Assessment

The data reported reflect the case management system. The case types reported may not necessitate judicial involvement.

**CPSS - JCMS CASELOAD STATISTICS OF THE JUVENILE & DOMESTIC RELATIONS DISTRICT COURTS**  
 January 2024 thru December 2024 Filings (Compared to January 2023 thru December 2023)

**Scott**

District: 30 FIPS: 169

Juvenile Miscellaneous	0	▼	-100.0%	-7
New to Workload Study	1	▼	-50.0%	-1
Other	172	▲	+6.8%	+11
Protective Orders	53	▼	-23.2%	-16
Support	133	▲	+68.4%	+54
Traffic	93	▲	+31.0%	+22
<b>GRAND TOTAL</b>	<b>1,359</b>	▲	0.6%	+8

\* Compared to same time period as previous year

\*\* Case Type Categories are defined in the 2017 Virginia Judicial Workload Assessment

The data reported reflect the case management system. The case types reported may not necessitate judicial involvement.

2024 Overall GRAND TOTAL		Distribution of Caseload		Change*		Percentage (%) of Caseload			
<b>3,736</b> +225 6.4% 	2024 2023	<b>Adult</b>	1,858	50%	12.2% ▲	+202	<b>Adult</b>	47.2%	49.7%
		<b>Juvenile</b>	1,878	50%	1.2% ▲	+23	<b>Juvenile</b>	52.8%	50.3%
<b>GRAND TOTAL</b>		<b>3,736</b>	100%	6.4% ▲	+225	<b>GRAND TOTAL</b>	100%	100%	

Filings by Division & Code

Division	Case Type Description	Code	Summary	Change	% Change	Absolute Change	
<b>Adult</b>	Misdemeanor	CM	441	▲	+2.1%	+9	
	Other	OT	393	▼	-2.2%	-9	
	Show Cause	SC	301	▲	+36.2%	+80	
	Civil Support	VS	240	▲	+17.6%	+36	
	Family Abuse - Protective Order	FP	185	▲	+34.1%	+47	
	Felony	CF	153	▲	+45.7%	+48	
	Capias	CA	96	▲	+10.3%	+9	
	Motion - Protective Order	MP	24	▼	-33.3%	-12	
	Non-Family Abuse Protective Order	AP	21	▼	-16.0%	-4	
	Remand Support	RS	3	↔		-	
	Restricted License for Non-Support	SL	1	▼	-50.0%	-1	
	Protective Order	PC	0	▼	-100.0%	-1	
	Total			<b>1,858</b>	▲	<b>12.2%</b>	<b>+202</b>
<b>Juvenile</b>	Custody Visitation	CV	1,207	▲	+1.2%	+14	
	Misdemeanor	DM	137	▼	-8.7%	-13	
	Foster Care Review	FC	68	▼	-5.6%	-4	
	Permanency Planning	PH	61	▲	+19.6%	+10	
	Abuse and Neglect	AN	56	▼	-11.1%	-7	
	Truancy	TR	53	▲	+32.5%	+13	
	Terminate Parental Rights	TP	52	▲	+18.2%	+8	
	Felony	DF	40	▲	+185.7%	+26	
	Initial Foster Care	IF	38	▼	-26.9%	-14	
	Non-Family Abuse Protective Order	AP	34	▲	+277.8%	+25	
	Traffic	T	32	▼	-28.9%	-13	
	Entrustment	ET	20	▲	+81.8%	+9	
	Child at Risk	RI	17	▼	-59.5%	-25	
	Relief of Custody	CR	15	▲	+114.3%	+8	
	Other	OT	12	▲	+1,100.0%	+11	
	Status	ST	10	▲	-75.6%	-31	
	Child In Need of Services	CS	5	▲	+25.0%	+1	
	Show Cause	SC	5	▲	-16.7%	-1	
	Voluntary Continuing Services and Support Agree	VA	5	▼	-28.6%	-2	
	Capias	CA	3	▲	+200.0%	+2	
	Paternity	PT	3	▲		+3	
	Family Abuse - Protective Order	FP	2	▲		+2	
	Civil Violation	CI	1	▲		+1	
	Motion - Protective Order	MP	1	▲		+1	
	Remand Visitation	RV	1	▲		+1	
	Emancipation	EP	0	▼	-100.0%	-2	
	Total			<b>1,878</b>	▲	<b>1.2%</b>	<b>+23</b>
	<b>GRAND TOTAL</b>			<b>3,736</b>	▲	<b>6.4%</b>	<b>+225</b>

Filings by Major Case Category\*\*

Category	Summary	Change	% Change	Absolute Change
Adult Criminal	835	▼	+9.7%	+74
Child Dependency	332	▲	-4.9%	-17
Child in Need of Services/Supervision	60	▲	+36.4%	+16

\* Compared to same time period as previous year      \*\* Case Type Categories are defined in the 2017 Virginia Judicial Workload Assessment

The data reported reflect the case management system. The case types reported may not necessitate judicial involvement.

**CPSS - JCMS CASELOAD STATISTICS OF THE JUVENILE & DOMESTIC RELATIONS DISTRICT COURTS**  
 January 2024 thru December 2024 Filings (Compared to January 2023 thru December 2023)

Custody and Visitation	1,210	▲	+1.4%	+17
Delinquency	183	▲	+7.0%	+12
Juvenile Miscellaneous	10	▲	-76.7%	-33
New to Workload Study	1	▲	-	+1
Other	409	▲	+0.7%	+3
Protective Orders	267	▲	+28.4%	+59
Support	397	▲	+36.4%	+106
Traffic	32	▼	-28.9%	-13
<b>GRAND TOTAL</b>	<b>3,736</b>	▲	6.4%	+225

\* Compared to same time period as previous year

\*\* Case Type Categories are defined in the 2017 Virginia Judicial Workload Assessment

The data reported reflect the case management system. The case types reported may not necessitate judicial involvement.



2024 Overall GRAND TOTAL		Distribution of Caseload		Change*		Percentage (%) of Caseload			
<b>18,642</b>	+365 2.0%	<b>Adult</b>	9,665	52%	1.4% ▲	+130	<b>Adult</b>	52.2%	51.8%
2024		<b>Juvenile</b>	8,977	48%	2.7% ▲	+235	<b>Juvenile</b>	47.8%	48.2%
2023		<b>GRAND TOTAL</b>	<b>18,642</b>	100%	2.0% ▲	+365	<b>GRAND TOTAL</b>	100%	100%

Filings by Division & Code

Division	Case Type Description	Code	Summary	Change	% Change	Absolute Change
<b>Adult</b>	Misdemeanor	CM	2,671	▲	+3.5%	+90
	Other	OT	1,821	▼	-7.4%	-146
	Civil Support	VS	1,473	▲	+0.4%	+6
	Show Cause	SC	1,292	▲	+10.5%	+123
	Felony	CF	818	▼	-1.7%	-14
	Capias	CA	698	▼	+6.4%	+42
	Family Abuse - Protective Order	FP	678	▲	+5.0%	+32
	Remand Support	RS	61	▼	-4.7%	-3
	Non-Family Abuse Protective Order	AP	49	▲	+44.1%	+15
	Motion - Protective Order	MP	46	▼	-30.3%	-20
	Violation of Protective Order	PV	34	▲	+6.3%	+2
	Protective Order	PC	19	▲	+72.7%	+8
	Restricted License for Non-Support	SL	5	▲	+25.0%	+1
	Bond Forfeiture	BF	0	▼	-100.0%	-2
	Criminal Support	CS	0	▼	-100.0%	-3
Violation Family Abuse Protective Order	PS	0	▼	-100.0%	-1	
	<b>Total</b>		<b>9,665</b>	<b>▲</b>	<b>1.4%</b>	<b>+130</b>
<b>Juvenile</b>	Custody Visitation	CV	4,512	▼	-2.8%	-130
	Misdemeanor	DM	1,748	▲	+21.4%	+308
	Traffic	T	1,013	▲	+16.6%	+144
	Felony	DF	480	▼	-12.9%	-71
	Abuse and Neglect	AN	158	▲	+35.0%	+41
	Status	ST	136	▼	+32.0%	+33
	Motion - Protective Order	MP	132	▼	-24.6%	-43
	Remand Custody	RC	103	▼	-3.7%	-4
	Remand Visitation	RV	100	▼	-5.7%	-6
	Truancy	TR	99	▼	-35.7%	-55
	Permanency Planning	PH	88	▲	+14.3%	+11
	Non-Family Abuse Protective Order	AP	86	▲	+104.8%	+44
	Paternity	PT	78	▼	-12.4%	-11
	Foster Care Review	FC	66	▼	-8.3%	-6
	Child In Need of Services	CS	54	▼	-6.9%	-4
	Initial Foster Care	IF	47	▲	+11.9%	+5
	Terminate Parental Rights	TP	28	▼	-30.0%	-12
	Voluntary Continuing Services and Support Agreem	VA	12	▼	-7.7%	-1
	Show Cause	SC	6	▲	-	+6
	Family Abuse - Protective Order	FP	5	▲	+150.0%	+3
	Other	OT	5	▲	-61.5%	-8
	Temporary Detention Order	TD	4	▼	-50.0%	-4
	Violation Family Abuse Protective Order	PS	4	▲	+300.0%	+3
	Child at Risk	RI	3	▲	+200.0%	+2
	Mental Commitment	MC	3	▼	-62.5%	-5
	Capias	CA	2	↔	-	-
	Emancipation	EP	2	▲	+100.0%	+1
	Emergency Custody Order	EC	1	▲	-	+1
	Juvenile Support	JS	1	▲	-	+1
	Violation of Protective Order	PV	1	▲	-	+1
	Civil Violation	CI	0	▼	-100.0%	-3
	Entrustment	ET	0	▼	-100.0%	-3
	Qualified Residential Treatment	QR	0	▼	-100.0%	-2
Relief of Custody	CR	0	▼	-100.0%	-1	

\* Compared to same time period as previous year      \*\* Case Type Categories are defined in the 2017 Virginia Judicial Workload Assessment

The data reported reflect the case management system. The case types reported may not necessitate judicial involvement.

	Summary	Change	% Change	Absolute Change
<b>Juvenile</b> Total	<b>8,977</b>	<b>▲</b>	<b>2.7%</b>	<b>+235</b>
<b>GRAND TOTAL</b>	<b>18,642</b>	<b>▲</b>	<b>2.0%</b>	<b>+365</b>

Filings by Major Case Category\*\*

Category	Summary	Change	% Change	Absolute Change
Adult Criminal	5,163	▼	+4.0%	+200
Child Dependency	402	▼	+9.2%	+34
Child in Need of Services/Supervision	157	▲	-25.9%	-55
Custody and Visitation	4,590	▼	-3.0%	-141
Delinquency	2,237	▲	+12.2%	+243
Juvenile Miscellaneous	139	▲	+33.7%	+35
New to Workload Study	0	▼	-100.0%	-3
Other	2,097	▲	-7.7%	-176
Protective Orders	996	▲	+3.2%	+31
Support	1,848	▲	+3.0%	+53
Traffic	1,013	▲	+16.6%	+144
<b>GRAND TOTAL</b>	<b>18,642</b>	<b>▲</b>	<b>2.0%</b>	<b>+365</b>

\* Compared to same time period as previous year

\*\* Case Type Categories are defined in the 2017 Virginia Judicial Workload Assessment

The data reported reflect the case management system. The case types reported may not necessitate judicial involvement.

2024 Overall GRAND TOTAL		Distribution of Caseload		Change*		Percentage (%) of Caseload		
<b>1,550</b>	+147 10.5%	<b>Adult</b>	750 48%	2.5% ▲	+18	<b>Adult</b>	52.2%	48.4%
2024		<b>Juvenile</b>	800 52%	19.2% ▲	+129	<b>Juvenile</b>	47.8%	51.6%
2023		<b>GRAND TOTAL</b>	<b>1,550</b> 100%	10.5% ▲	+147	<b>GRAND TOTAL</b>	100%	100%

**Filings by Division & Code**

Division	Case Type Description	Code	Summary	Change	% Change	Absolute Change
<b>Adult</b>	Misdemeanor	CM	194	▲	+4.3%	+8
	Other	OT	146	▼	-3.3%	-5
	Show Cause	SC	128	▲	+10.3%	+12
	Civil Support	VS	126	▲	+7.7%	+9
	Felony	CF	62	▲	+34.8%	+16
	Family Abuse - Protective Order	FP	54	▲	+1.9%	+1
	Capias	CA	31	▼	-32.6%	-15
	Non-Family Abuse Protective Order	AP	5	▼	-61.5%	-8
	Remand Support	RS	3	▲	-	+3
	Motion - Protective Order	MP	1	▼	-75.0%	-3
	<b>Total</b>		<b>750</b>	<b>▲</b>	<b>2.5%</b>	<b>+18</b>
<b>Juvenile</b>	Custody Visitation	CV	492	▲	+29.1%	+111
	Misdemeanor	DM	90	▲	+12.5%	+10
	Traffic	T	64	▲	+56.1%	+23
	Felony	DF	28	▲	+33.3%	+7
	Permanency Planning	PH	14	▲	+180.0%	+9
	Abuse and Neglect	AN	12	▼	-42.9%	-9
	Other	OT	11	▲	+266.7%	+8
	Foster Care Review	FC	10	▲	+66.7%	+4
	Status	ST	10	▼	-83.1%	-49
	Terminate Parental Rights	TP	10	▲	+233.3%	+7
	Truancy	TR	10	▲	+233.3%	+7
	Paternity	PT	8	▲	+33.3%	+2
	Remand Visitation	RV	8	▲	+100.0%	+4
	Initial Foster Care	IF	7	▼	-22.2%	-2
	Remand Custody	RC	7	▲	+75.0%	+3
	Temporary Detention Order	TD	7	↔	-	-
	Emergency Custody Order	EC	2	▲	-	+2
	Family Abuse - Protective Order	FP	2	▲	-	+2
	Non-Family Abuse Protective Order	AP	2	▼	-60.0%	-3
	Relief of Custody	CR	2	▼	-33.3%	-1
	Special Immigrant Juvenile Status	SI	2	▼	-60.0%	-3
	Show Cause	SC	1	▲	-50.0%	-1
	Voluntary Continuing Services and Support Agreen	VA	1	↔	-	-
	Child In Need of Services	CS	0	▼	-100.0%	-1
	Emancipation	EP	0	▼	-100.0%	-1
	<b>Total</b>		<b>800</b>	<b>▲</b>	<b>19.2%</b>	<b>+129</b>
<b>GRAND TOTAL</b>			<b>1,550</b>	<b>▲</b>	<b>10.5%</b>	<b>+147</b>

**Filings by Major Case Category\*\***

Category	Summary	Change	% Change	Absolute Change
Adult Criminal	366	▼	+0.8%	+3
Child Dependency	56	▲	+16.7%	+8
Child in Need of Services/Supervision	11	▲	+175.0%	+7
Custody and Visitation	500	▲	+29.2%	+113
Delinquency	118	▼	+14.6%	+15
Juvenile Miscellaneous	10	▼	-83.3%	-50

\* Compared to same time period as previous year      \*\* Case Type Categories are defined in the 2017 Virginia Judicial Workload Assessment

The data reported reflect the case management system. The case types reported may not necessitate judicial involvement.

**CPSS - JCMS CASELOAD STATISTICS OF THE JUVENILE & DOMESTIC RELATIONS DISTRICT COURTS**  
 January 2024 thru December 2024 Filings (Compared to January 2023 thru December 2023)

New to Workload Study	2	▼	-60.0%	-3
Other	184	▲	+8.9%	+15
Protective Orders	64	▲	-14.7%	-11
Support	175	▲	+18.2%	+27
Traffic	64	▲	+56.1%	+23
<b>GRAND TOTAL</b>	<b>1,550</b>	▲	10.5%	+147

\* Compared to same time period as previous year

\*\* Case Type Categories are defined in the 2017 Virginia Judicial Workload Assessment

The data reported reflect the case management system. The case types reported may not necessitate judicial involvement.

2024 Overall GRAND TOTAL		Distribution of Caseload		Change*		Percentage (%) of Caseload		
<p>2024 <b>691</b>                      +77                      12.5%</p>	<b>Adult</b>	331	48%	15.3%	▲	+44	<b>Adult</b>	46.7%
	<b>Juvenile</b>	360	52%	10.1%	▲	+33	<b>Juvenile</b>	53.3%
	<b>GRAND TOTAL</b>	<b>691</b>	100%	12.5%	▲	+77	<b>GRAND TOTAL</b>	100%

**Filings by Division & Code**

Division	Case Type Description	Code	Summary	Change	% Change	Absolute Change
<b>Adult</b>	Misdemeanor	CM	96	▲	+31.5%	+23
	Other	OT	78	▲	+11.4%	+8
	Civil Support	VS	55	▲	+10.0%	+5
	Show Cause	SC	45	▲	+40.6%	+13
	Family Abuse - Protective Order	FP	22	▲	+37.5%	+6
	Felony	CF	22	▲	+10.0%	+2
	Capias	CA	10	▼	-16.7%	-2
	Motion - Protective Order	MP	2	▼	-60.0%	-3
	Remand Support	RS	1	▼	-75.0%	-3
	Non-Family Abuse Protective Order	AP	0	▼	-100.0%	-5
	<b>Total</b>		<b>331</b>	<b>▲</b>	<b>15.3%</b>	<b>+44</b>
<b>Juvenile</b>	Custody Visitation	CV	167	▲	+24.6%	+33
	Misdemeanor	DM	80	▼	-1.2%	-1
	Traffic	T	47	▲	+14.6%	+6
	Abuse and Neglect	AN	14	▲	+366.7%	+11
	Felony	DF	12	▲	+33.3%	+3
	Truancy	TR	10	▼	-37.5%	-6
	Child In Need of Services	CS	7	▲	-	+7
	Remand Custody	RC	5	▼	-28.6%	-2
	Remand Visitation	RV	5	▼	-28.6%	-2
	Foster Care Review	FC	3	▼	-66.7%	-6
	Status	ST	3	▼	-57.1%	-4
	Initial Foster Care	IF	2	↔	-	-
	Paternity	PT	2	▼	-60.0%	-3
	Mental Commitment	MC	1	▲	-	+1
	Special Immigrant Juvenile Status	SI	1	▲	-	+1
	Temporary Detention Order	TD	1	▼	-50.0%	-1
	Family Abuse - Protective Order	FP	0	▼	-100.0%	-1
	Other	OT	0	▼	-100.0%	-3
	<b>Total</b>		<b>360</b>	<b>▲</b>	<b>10.1%</b>	<b>+33</b>
<b>GRAND TOTAL</b>			<b>691</b>	<b>▲</b>	<b>12.5%</b>	<b>+77</b>

**Filings by Major Case Category\*\***

Category	Summary	Change	% Change	Absolute Change
Adult Criminal	155	▲	+19.2%	+25
Child Dependency	19	▲	+35.7%	+5
Child in Need of Services/Supervision	17	▲	+6.3%	+1
Custody and Visitation	169	▼	+21.6%	+30
Delinquency	92	▲	+2.2%	+2
Juvenile Miscellaneous	3	▼	-57.1%	-4
New to Workload Study	1	▲	-	+1
Other	91	▲	-2.2%	-2
Protective Orders	24	▼	-11.1%	-3
Support	73	▲	+28.1%	+16
Traffic	47	▲	+14.6%	+6

\* Compared to same time period as previous year

\*\* Case Type Categories are defined in the 2017 Virginia Judicial Workload Assessment

The data reported reflect the case management system. The case types reported may not necessitate judicial involvement.

**GRAND TOTAL**

**691**

▲

12.5%

+77

\* Compared to same time period as previous year

\*\* Case Type Categories are defined in the 2017 Virginia Judicial Workload Assessment

The data reported reflect the case management system. The case types reported may not necessitate judicial involvement.