


2024 Overall GRAND TOTAL		Distribution of Caseload			Change*		Percentage (%) of Caseload		
146,592 +237 0.2% 	Adult	73,919	50%	0.5% ▲	+398	Adult	2023: 50.2%	2024: 50.4%	
	Juvenile	72,673	50%	-0.2% ▼	-161	Juvenile	49.8%	49.6%	
	GRAND TOTAL	146,592	100%	0.2% ▲	+237	GRAND TOTAL	100%	100%	

Filings by Division & Code

Division	Case Type Description	Code	Summary	Change	% Change	Absolute Change
Adult	Misdemeanor	CM	16,609	▲	+1.2%	+191
	Civil Support	VS	13,963	▲	+3.0%	+402
	Other	OT	12,712	▼	-6.2%	-843
	Show Cause	SC	12,685	▲	+5.1%	+615
	Felony	CF	5,493	▲	+9.4%	+471
	Family Abuse - Protective Order	FP	5,465	▼	-1.2%	-64
	Capias	CA	3,958	▼	-11.9%	-537
	Remand Support	RS	1,244	▲	+19.8%	+206
	Motion - Protective Order	MP	771	▲	+2.0%	+15
	Non-Family Abuse Protective Order	AP	492	▼	-0.8%	-4
	Violation of Protective Order	PV	321	▼	-18.5%	-73
	Protective Order	PC	75	▲	+66.7%	+30
	Restricted License for Non-Support	SL	56	↔	-	-
	Bond Forfeiture	BF	34	▼	-19.0%	-8
	Violation Family Abuse Protective Order	PS	29	↔	-	-
	Criminal Support	CS	7	▼	-36.4%	-4
	Emergency Custody Order	EC	3	▲	-	+3
	Emergency Substantial Risk Order	SR	1	▼	-75.0%	-3
Mental Commitment	MC	1	▲	-	+1	
Total			73,919	▲	0.5%	+398
Juvenile	Custody Visitation	CV	39,956	▼	-2.6%	-1,055
	Misdemeanor	DM	7,616	▲	+7.3%	+521
	Traffic	T	3,360	▼	-7.0%	-253
	Felony	DF	2,641	▼	-4.6%	-128
	Status	ST	1,886	▼	-13.1%	-285
	Abuse and Neglect	AN	1,832	▲	+4.2%	+74
	Remand Custody	RC	1,731	▲	+13.7%	+209
	Remand Visitation	RV	1,593	▲	+24.5%	+313
	Permanency Planning	PH	1,486	▲	+8.9%	+121
	Foster Care Review	FC	1,331	▼	-2.6%	-35
	Paternity	PT	1,217	▼	-8.0%	-106
	Truancy	TR	1,209	▲	+9.3%	+103
	Terminate Parental Rights	TP	748	▲	+19.9%	+124
	Initial Foster Care	IF	730	▲	+15.0%	+95
	Non-Family Abuse Protective Order	AP	693	▲	+8.3%	+53
	Motion - Protective Order	MP	641	▲	+10.9%	+63
	Show Cause	SC	569	▲	-1.0%	-6
	Child In Need of Services	CS	500	▼	-0.4%	-2
	Temporary Detention Order	TD	500	▼	-18.4%	-113
	Special Immigrant Juvenile Status	SI	495	▲	+70.1%	+204
	Civil Violation	CI	329	▲	+29.5%	+75
	Mental Commitment	MC	310	▼	-16.7%	-62
	Emergency Custody Order	EC	238	▼	-28.7%	-96
	Other	OT	221	▲	-0.9%	-2
	Voluntary Continuing Services and Support Agree	VA	217	▲	+25.4%	+44
	Relief of Custody	CR	149	▲	+36.7%	+40
	Entrustment	ET	143	▲	+72.3%	+60
	Capias	CA	118	▲	-5.6%	-7
	Child at Risk	RI	106	▲	+3.9%	+4
	Family Abuse - Protective Order	FP	75	▲	+66.7%	+30
	Emancipation	EP	16	▼	-23.8%	-5
	Juvenile Support	JS	4	▼	-20.0%	-1
	Restoration of Parental Rights	RR	4	▲	+300.0%	+3

* Compared to same time period as previous year

** Case Type Categories are defined in the 2017 Virginia Judicial Workload Assessment

			Summary	Change	% Change	Absolute Change
Juvenile	Violation Family Abuse Protective Order	PS	3	▲	+200.0%	+2
	Protective Order	PC	2	▼	-50.0%	-2
	Qualified Residential Treatment	QR	2	▼	-98.6%	-140
	Restricted Operators License	RL	1	▲	-	+1
	Violation of Protective Order	PV	1	▼	-66.7%	-2
	Total		72,673	▼	-0.2%	-161
GRAND TOTAL			146,592	▲	0.2%	+237

Filings by Major Case Category**

Category			Summary	Change	% Change	Absolute Change
Adult Criminal			34,426	▲	+0.8%	+264
Child Dependency			6,744	▲	+6.1%	+387
Child in Need of Services/Supervision			1,781	▲	+6.8%	+114
Custody and Visitation			41,181	▲	-2.7%	-1,156
Delinquency			10,870	▲	+3.4%	+360
Juvenile Miscellaneous			1,908	▲	-13.0%	-285
New to Workload Study			825	▲	+50.3%	+276
Other			18,551	▲	-2.0%	-386
Protective Orders			8,137	▲	+1.2%	+93
Support			18,808	▼	+4.6%	+822
Traffic			3,361	▲	-7.0%	-252
GRAND TOTAL			146,592	▲	0.2%	+237

* Compared to same time period as previous year
 5/15/2024 1:07:18PM

** Case Type Categories are defined in the 2017 Virginia Judicial Workload Assessment
 Source: SCV-SQL-Information

2024 Overall GRAND TOTAL		Distribution of Caseload			Change*		Percentage (%) of Caseload		
5,163	-292 -5.4%	Adult	2,785	54%	0.4% ▲	+12	Adult	50.8%	53.9%
2024		Juvenile	2,378	46%	-11.3% ▼	-304	Juvenile	49.2%	46.1%
2023		GRAND TOTAL	5,163	100%	-5.4% ▼	-292	GRAND TOTAL	100%	100%

Filings by Division & Code

Division	Case Type Description	Code	Summary	Change	% Change	Absolute Change	
Adult	Misdemeanor	CM	634	▲	+10.8%	+62	
	Show Cause	SC	544	▼	-11.5%	-71	
	Civil Support	VS	476	▼	-15.0%	-84	
	Other	OT	421	▲	+19.3%	+68	
	Family Abuse - Protective Order	FP	173	▲	+3.6%	+6	
	Remand Support	RS	168	▲	+18.3%	+26	
	Capias	CA	143	▼	+2.1%	+3	
	Felony	CF	138	▼	-5.5%	-8	
	Non-Family Abuse Protective Order	AP	50	▲	+8.7%	+4	
	Motion - Protective Order	MP	21	↔	-	-	
	Violation Family Abuse Protective Order	PS	12	▲	-	+12	
	Violation of Protective Order	PV	3	▼	-70.0%	-7	
	Restricted License for Non-Support	SL	2	▲	-	+2	
	Protective Order	PC	0	▼	-100.0%	-1	
	Total		2,785	▲	0.4%	+12	
Juvenile	Custody Visitation	CV	1,622	▼	-16.3%	-317	
	Remand Custody	RC	145	▲	+14.2%	+18	
	Misdemeanor	DM	141	▲	+14.6%	+18	
	Felony	DF	99	▼	-13.2%	-15	
	Remand Visitation	RV	90	▲	+7.1%	+6	
	Traffic	T	49	▲	+53.1%	+17	
	Truancy	TR	37	▲	+164.3%	+23	
	Non-Family Abuse Protective Order	AP	36	▼	-32.1%	-17	
	Paternity	PT	30	▼	-38.8%	-19	
	Other	OT	19	▲	+46.2%	+6	
	Abuse and Neglect	AN	14	▲	+133.3%	+8	
	Foster Care Review	FC	13	▲	+44.4%	+4	
	Show Cause	SC	13	▼	-	-	
	Permanency Planning	PH	12	▼	-36.8%	-7	
	Status	ST	11	▲	+83.3%	+5	
	Motion - Protective Order	MP	7	▲	+75.0%	+3	
	Child In Need of Services	CS	6	▲	+50.0%	+2	
	Mental Commitment	MC	6	▼	-33.3%	-3	
	Relief of Custody	CR	6	▲	+200.0%	+4	
	Emergency Custody Order	EC	5	▼	-73.7%	-14	
	Initial Foster Care	IF	4	▼	-33.3%	-2	
	Temporary Detention Order	TD	4	▼	-73.3%	-11	
	Voluntary Continuing Services and Support Agreem	VA	3	▲	+200.0%	+2	
	Civil Violation	CI	2	▼	-33.3%	-1	
	Special Immigrant Juvenile Status	SI	2	↔	-	-	
	Terminate Parental Rights	TP	2	▼	-84.6%	-11	
	Capias	CA	0	▼	-100.0%	-1	
	Family Abuse - Protective Order	FP	0	▼	-100.0%	-2	
		Total		2,378	▼	-11.3%	-304
	GRAND TOTAL			5,163	▼	-5.4%	-292

Filings by Major Case Category**

Category	Summary	Change	% Change	Absolute Change
Adult Criminal	1,313	▲	+0.8%	+11
Child Dependency	54	▲	-3.6%	-2
Child in Need of Services/Supervision	44	▲	+109.5%	+23
Custody and Visitation	1,652	▼	-16.9%	-337
Delinquency	252	▲	+2.0%	+5
Juvenile Miscellaneous	11	▲	+83.3%	+5
New to Workload Study	4	▼	-20.0%	-1
Other	858	▲	+12.6%	+96
Protective Orders	287	▼	-2.0%	-6
Support	639	▲	-13.9%	-103
Traffic	49	▲	+53.1%	+17
GRAND TOTAL	5,163	▼	-5.4%	-292

* Compared to same time period as previous year
 5/15/2024 1:07:18PM

** Case Type Categories are defined in the 2017 Virginia Judicial Workload Assessment
 Source: SCV-SQL-Information

2024 Overall GRAND TOTAL		Distribution of Caseload		Change*		Percentage (%) of Caseload		
10,047	+1,664 19.8%	Adult	4,778 48%	11.7% ▲	+499	Adult	2023 51.0%	2024 47.6%
2024		Juvenile	5,269 52%	28.4% ▲	+1,165	Juvenile	49.0%	52.4%
2023		GRAND TOTAL	10,047 100%	19.8% ▲	+1,664	GRAND TOTAL	100%	100%

Filings by Division & Code

Division	Case Type Description	Code	Summary	Change	% Change	Absolute Change	
Adult	Civil Support	VS	964	▼	-5.1%	-52	
	Misdemeanor	CM	915	▲	+7.8%	+66	
	Show Cause	SC	858	▲	+27.9%	+187	
	Other	OT	717	▼	-9.1%	-72	
	Remand Support	RS	454	▲	+229.0%	+316	
	Family Abuse - Protective Order	FP	299	▼	-5.7%	-18	
	Felony	CF	280	▲	+35.9%	+74	
	Capias	CA	195	▲	-16.7%	-39	
	Motion - Protective Order	MP	52	▲	+52.9%	+18	
	Non-Family Abuse Protective Order	AP	21	▲	+23.5%	+4	
	Violation of Protective Order	PV	13	▲	+550.0%	+11	
	Bond Forfeiture	BF	6	▲	+50.0%	+2	
	Restricted License for Non-Support	SL	3	▲	+200.0%	+2	
	Mental Commitment	MC	1	▲	-	+1	
Criminal Support	CS	0	▼	-100.0%	-1		
	Total		4,778	▲	11.7%	+499	
Juvenile	Custody Visitation	CV	2,647	▲	+1.6%	+42	
	Remand Custody	RC	665	▲	+277.8%	+489	
	Remand Visitation	RV	651	▲	+272.0%	+476	
	Misdemeanor	DM	332	▲	+21.2%	+58	
	Traffic	T	189	▲	+16.7%	+27	
	Motion - Protective Order	MP	127	▲	+1.6%	+2	
	Abuse and Neglect	AN	121	▲	+55.1%	+43	
	Felony	DF	104	▼	-35.8%	-58	
	Paternity	PT	81	▲	+113.2%	+43	
	Foster Care Review	FC	55	▲	+66.7%	+22	
	Permanency Planning	PH	53	↔	-	-	
	Non-Family Abuse Protective Order	AP	45	▼	-2.2%	-1	
	Show Cause	SC	37	▲	+32.1%	+9	
	Status	ST	37	▲	+42.3%	+11	
	Truancy	TR	34	▲	+277.8%	+25	
	Initial Foster Care	IF	22	▼	-12.0%	-3	
	Terminate Parental Rights	TP	18	▼	-52.6%	-20	
	Child In Need of Services	CS	15	▲	+200.0%	+10	
	Civil Violation	CI	12	▲	+33.3%	+3	
	Other	OT	6	↔	-	-	
	Capias	CA	4	▲	+300.0%	+3	
	Special Immigrant Juvenile Status	SI	4	▲	-	+4	
	Family Abuse - Protective Order	FP	3	▼	-40.0%	-2	
	Emancipation	EP	2	▲	+100.0%	+1	
	Relief of Custody	CR	2	▼	-33.3%	-1	
	Entrustment	ET	1	▼	-75.0%	-3	
	Temporary Detention Order	TD	1	▼	-80.0%	-4	
	Voluntary Continuing Services and Support Agreem	VA	1	▼	-75.0%	-3	
	Mental Commitment	MC	0	▼	-100.0%	-6	
	Qualified Residential Treatment	QR	0	▼	-100.0%	-1	
	Violation of Protective Order	PV	0	▼	-100.0%	-1	
		Total		5,269	▲	28.4%	+1,165
		GRAND TOTAL		10,047	▲	19.8%	+1,664

* Compared to same time period as previous year
 5/15/2024 1:07:18PM

** Case Type Categories are defined in the 2017 Virginia Judicial Workload Assessment
 Source: SCV-SQL-Information

Filings by Major Case Category**

Category	Summary	Change	% Change	Absolute Change
Adult Criminal	2,074	▲	+15.2%	+273
Child Dependency	273	▼	+14.2%	+34
Child in Need of Services/Supervision	58	▲	+241.2%	+41
Custody and Visitation	2,728	▲	+3.2%	+85
Delinquency	468	▲	+1.1%	+5
Juvenile Miscellaneous	39	▲	+44.4%	+12
New to Workload Study	16	▲	+77.8%	+7
Other	2,495	▲	+92.7%	+1,200
Protective Orders	547	▲	+0.6%	+3
Support	1,160	▲	-1.9%	-23
Traffic	189	▲	+16.7%	+27
GRAND TOTAL	10,047	▲	19.8%	+1,664

* Compared to same time period as previous year
 5/15/2024 1:07:18PM

** Case Type Categories are defined in the 2017 Virginia Judicial Workload Assessment
 Source: SCV-SQL-Information

2024 Overall GRAND TOTAL		Distribution of Caseload			Change*		Percentage (%) of Caseload		
3,166 	+98	Adult	1,918	61%	-0.6% ▼	-11	Adult	62.9%	60.6%
	3.2%	Juvenile	1,248	39%	9.6% ▲	+109	Juvenile	37.1%	39.4%
		GRAND TOTAL	3,166	100%	3.2% ▲	+98	GRAND TOTAL	100%	100%

Filings by Division & Code

Division	Case Type Description	Code	Summary	Change	% Change	Absolute Change	
Adult	Show Cause	SC	438	▲	+39.0%	+123	
	Misdemeanor	CM	413	▼	-14.1%	-68	
	Civil Support	VS	365	▲	+10.6%	+35	
	Other	OT	313	▼	-11.8%	-42	
	Capias	CA	116	▼	-3.3%	-4	
	Family Abuse - Protective Order	FP	110	▲	+12.2%	+12	
	Felony	CF	80	▼	-45.2%	-66	
	Non-Family Abuse Protective Order	AP	31	▼	-20.5%	-8	
	Remand Support	RS	31	▲	+34.8%	+8	
	Motion - Protective Order	MP	15	▼	-16.7%	-3	
	Restricted License for Non-Support	SL	3	▲	+200.0%	+2	
	Violation of Protective Order	PV	2	▲	+100.0%	+1	
	Bond Forfeiture	BF	1	▲	-	+1	
	Protective Order	PC	0	▼	-100.0%	-2	
Total			1,918	▼	-0.6%	-11	
Juvenile	Custody Visitation	CV	895	▲	+7.3%	+61	
	Misdemeanor	DM	85	▲	+1.2%	+1	
	Paternity	PT	47	▲	+62.1%	+18	
	Remand Custody	RC	37	▲	+23.3%	+7	
	Remand Visitation	RV	37	▲	+23.3%	+7	
	Felony	DF	27	▼	-50.0%	-27	
	Non-Family Abuse Protective Order	AP	19	▼	-17.4%	-4	
	Status	ST	16	▲	+220.0%	+11	
	Terminate Parental Rights	TP	15	▲	-	+15	
	Traffic	T	13	▼	-23.5%	-4	
	Permanency Planning	PH	10	▲	+66.7%	+4	
	Family Abuse - Protective Order	FP	9	▲	-	+9	
	Emergency Custody Order	EC	6	▲	+50.0%	+2	
	Foster Care Review	FC	6	↔	-	-	
	Abuse and Neglect	AN	4	▲	-	+4	
	Show Cause	SC	4	▼	-	-	
	Child In Need of Services	CS	3	▲	+50.0%	+1	
	Initial Foster Care	IF	3	▲	+200.0%	+2	
	Temporary Detention Order	TD	3	▲	+200.0%	+2	
	Civil Violation	CI	2	▲	-	+2	
	Mental Commitment	MC	2	↔	-	-	
	Motion - Protective Order	MP	2	▲	-	+2	
	Voluntary Continuing Services and Support Agreem	VA	2	▲	-	+2	
	Relief of Custody	CR	1	↔	-	-	
	Other	OT	0	▼	-100.0%	-5	
	Truancy	TR	0	▼	-100.0%	-1	
	Total			1,248	▲	9.6%	+109
	GRAND TOTAL			3,166	▲	3.2%	+98

Filings by Major Case Category**

Category	Summary	Change	% Change	Absolute Change
Adult Criminal	925	▲	-4.4%	-43
Child Dependency	41	▲	+192.9%	+27
Child in Need of Services/Supervision	3	▼	-25.0%	-1

* Compared to same time period as previous year
 5/15/2024 1:07:18PM

** Case Type Categories are defined in the 2017 Virginia Judicial Workload Assessment
 Source: SCV-SQL-Information

Custody and Visitation	942	▲	+9.2%	+79
Delinquency	116	▼	-17.7%	-25
Juvenile Miscellaneous	16	▲	+220.0%	+11
New to Workload Study	2	▲	-	+2
Other	429	▲	-4.7%	-21
Protective Orders	186	▲	+4.5%	+8
Support	493	▲	+15.2%	+65
Traffic	13	▼	-23.5%	-4
GRAND TOTAL	3,166	▲	3.2%	+98

2024 Overall GRAND TOTAL		Distribution of Caseload		Change*		Percentage (%) of Caseload			
5,634 	+360 6.8%	Adult	3,154	56%	6.5% ▲	+192	Adult	56.2%	56.0%
		Juvenile	2,480	44%	7.3% ▲	+168	Juvenile	43.8%	44.0%
		GRAND TOTAL	5,634	100%	6.8% ▲	+360	GRAND TOTAL	100%	100%

Filings by Division & Code

Division	Case Type Description	Code	Summary	Change	% Change	Absolute Change	
Adult	Misdemeanor	CM	799	▲	+18.2%	+123	
	Other	OT	685	▲	+19.8%	+113	
	Civil Support	VS	577	▼	-15.4%	-105	
	Show Cause	SC	447	▲	+5.7%	+24	
	Family Abuse - Protective Order	FP	228	▲	+27.4%	+49	
	Capias	CA	191	▼	+0.5%	+1	
	Felony	CF	153	▼	-5.6%	-9	
	Remand Support	RS	25	▼	-10.7%	-3	
	Motion - Protective Order	MP	18	▲	+5.9%	+1	
	Non-Family Abuse Protective Order	AP	18	↔	-	-	
	Protective Order	PC	9	▲	+200.0%	+6	
	Violation of Protective Order	PV	3	▼	-75.0%	-9	
	Violation Family Abuse Protective Order	PS	1	▲	-	+1	
	Total		3,154	▲	6.5%	+192	
Juvenile	Custody Visitation	CV	1,333	▲	+5.5%	+70	
	Misdemeanor	DM	210	▲	+15.4%	+28	
	Abuse and Neglect	AN	148	▲	+57.4%	+54	
	Felony	DF	121	▼	-33.9%	-62	
	Non-Family Abuse Protective Order	AP	70	▲	+66.7%	+28	
	Permanency Planning	PH	69	▲	+3.0%	+2	
	Foster Care Review	FC	63	▲	+23.5%	+12	
	Mental Commitment	MC	58	▲	+23.4%	+11	
	Status	ST	49	▲	-	-	
	Paternity	PT	44	↔	-	-	
	Initial Foster Care	IF	37	▼	-7.5%	-3	
	Other	OT	37	▲	+37.0%	+10	
	Remand Custody	RC	35	▼	-7.9%	-3	
	Remand Visitation	RV	35	▼	-12.5%	-5	
	Traffic	T	33	▼	-10.8%	-4	
	Terminate Parental Rights	TP	28	▲	+133.3%	+16	
	Show Cause	SC	21	▼	-8.7%	-2	
	Emergency Custody Order	EC	20	▲	+66.7%	+8	
	Motion - Protective Order	MP	18	↔	-	-	
	Child In Need of Services	CS	17	▲	+88.9%	+8	
	Relief of Custody	CR	16	▲	+45.5%	+5	
	Family Abuse - Protective Order	FP	7	▲	+133.3%	+4	
	Temporary Detention Order	TD	6	▼	-60.0%	-9	
	Voluntary Continuing Services and Support Agreem	VA	3	▼	-40.0%	-2	
	Capias	CA	1	▲	-	+1	
	Truancy	TR	1	▲	-	+1	
		Total		2,480	▲	7.3%	+168
		GRAND TOTAL		5,634	▲	6.8%	+360

Filings by Major Case Category**

Category	Summary	Change	% Change	Absolute Change
Adult Criminal	1,471	▲	+14.3%	+184
Child Dependency	364	▲	+30.0%	+84
Child in Need of Services/Supervision	29	▲	+38.1%	+8
Custody and Visitation	1,377	▲	+5.4%	+70

* Compared to same time period as previous year
 5/15/2024 1:07:18PM

** Case Type Categories are defined in the 2017 Virginia Judicial Workload Assessment
 Source: SCV-SQL-Information

CPSS - JCMS CASELOAD STATISTICS OF THE JUVENILE & DOMESTIC RELATIONS DISTRICT COURTS
 January 2024 thru April 2024 Filings (Compared to January 2023 thru April 2023)

Norfolk

District: 4 FIPS: 710

Delinquency	342	▲	-9.0%	-34
Juvenile Miscellaneous	49	▲		0
Other	901	▲	+15.7%	+122
Protective Orders	359	▲	+29.6%	+82
Support	709	▼	-17.7%	-152
Traffic	33	▼	-10.8%	-4
GRAND TOTAL	5,634	▲	6.8%	+360

2024 Overall GRAND TOTAL		Distribution of Caseload		Change*		Percentage (%) of Caseload		
358	-18 -4.8%	Adult	196 55%	-5.3% ▼	-11	Adult	55.1%	54.7%
2024		Juvenile	162 45%	-4.1% ▼	-7	Juvenile	44.9%	45.3%
2023		GRAND TOTAL	358 100%	-4.8% ▼	-18	GRAND TOTAL	100%	100%

Filings by Division & Code

Division	Case Type Description	Code	Summary	Change	% Change	Absolute Change
Adult	Misdemeanor	CM	72	▲	+33.3%	+18
	Other	OT	48	▲	+33.3%	+12
	Show Cause	SC	23	▼	-28.1%	-9
	Civil Support	VS	19	▼	-50.0%	-19
	Felony	CF	16	↔		-
	Capias	CA	10	▼	-9.1%	-1
	Family Abuse - Protective Order	FP	8	▼	-42.9%	-6
	Motion - Protective Order	MP	0	▼	-100.0%	-2
	Remand Support	RS	0	▼	-100.0%	-2
	Violation Family Abuse Protective Order	PS	0	▼	-100.0%	-2
	Total			196	▼	-5.3%
Juvenile	Custody Visitation	CV	69	▼	-25.8%	-24
	Misdemeanor	DM	29	▲	+26.1%	+6
	Truancy	TR	17	▲	-	+17
	Abuse and Neglect	AN	7	▼	-41.7%	-5
	Status	ST	6	▲	-	+6
	Foster Care Review	FC	5	▼	-28.6%	-2
	Traffic	T	5	▲	+400.0%	+4
	Civil Violation	CI	4	▲	-	+4
	Non-Family Abuse Protective Order	AP	3	▲	+200.0%	+2
	Permanency Planning	PH	3	↔		-
	Emergency Custody Order	EC	2	↔		-
	Felony	DF	2	▼	-66.7%	-4
	Paternity	PT	2	▼	-33.3%	-1
	Temporary Detention Order	TD	2	↔		-
	Terminate Parental Rights	TP	2	↔		-
	Other	OT	1	▲	-	+1
	Relief of Custody	CR	1	▲	-	+1
	Show Cause	SC	1	▲	-	-
	Voluntary Continuing Services and Support Agreen	VA	1	▲	-	+1
	Initial Foster Care	IF	0	▼	-100.0%	-2
	Qualified Residential Treatment	QR	0	▼	-100.0%	-1
Remand Custody	RC	0	▼	-100.0%	-5	
Remand Visitation	RV	0	▼	-100.0%	-5	
Total			162	▼	-4.1%	-7
GRAND TOTAL			358	▼	-4.8%	-18

Filings by Major Case Category**

Category	Summary	Change	% Change	Absolute Change
Adult Criminal	120	▼	+9.1%	+10
Child Dependency	19	▲	-29.6%	-8
Child in Need of Services/Supervision	18	▲	-	+18
Custody and Visitation	71	▼	-26.0%	-25
Delinquency	31	▼	+3.3%	+1
Juvenile Miscellaneous	6	▲	-	+6
New to Workload Study	4	▲	-	+4
Other	53	▲	+1.9%	+1
Protective Orders	11	▲	-35.3%	-6

* Compared to same time period as previous year
 5/15/2024 1:07:18PM

** Case Type Categories are defined in the 2017 Virginia Judicial Workload Assessment
 Source: SCV-SQL-Information

Support	20	▼	-53.5%	-23
Traffic	5	▲	+400.0%	+4
GRAND TOTAL	358	▼	-4.8%	-18

2024 Overall GRAND TOTAL		Distribution of Caseload		Change*		Percentage (%) of Caseload			
576	+100 21.0%	Adult	336	58%	39.4% ▲	+95	Adult	50.6%	58.3%
2024	↑	Juvenile	240	42%	2.1% ▲	+5	Juvenile	49.4%	41.7%
2023		GRAND TOTAL	576	100%	21.0% ▲	+100	GRAND TOTAL	100%	100%

Filings by Division & Code

Division	Case Type Description	Code	Summary	Change	% Change	Absolute Change
Adult	Civil Support	VS	75	▲	+21.0%	+13
	Show Cause	SC	68	▲	+58.1%	+25
	Misdemeanor	CM	63	▲	+34.0%	+16
	Other	OT	43	▲	+38.7%	+12
	Family Abuse - Protective Order	FP	36	▲	+125.0%	+20
	Capias	CA	21	▲	+23.5%	+4
	Motion - Protective Order	MP	11	▲	+450.0%	+9
	Felony	CF	8	▼	-61.9%	-13
	Remand Support	RS	6	▲	+200.0%	+4
	Non-Family Abuse Protective Order	AP	4	▲	-	+4
	Violation Family Abuse Protective Order	PS	1	▲	-	+1
	Total		336	▲	39.4%	+95
Juvenile	Custody Visitation	CV	161	▲	+4.5%	+7
	Misdemeanor	DM	15	▼	-25.0%	-5
	Traffic	T	10	▼	-28.6%	-4
	Remand Custody	RC	9	▲	+80.0%	+4
	Remand Visitation	RV	9	▲	+80.0%	+4
	Paternity	PT	6	▲	+200.0%	+4
	Truancy	TR	6	▼	-14.3%	-1
	Felony	DF	5	▼	-28.6%	-2
	Terminate Parental Rights	TP	4	▲	+300.0%	+3
	Foster Care Review	FC	3	▲	+200.0%	+2
	Voluntary Continuing Services and Support Agreem	VA	3	▲	-	+3
	Emergency Custody Order	EC	2	▲	-	+2
	Initial Foster Care	IF	2	▲	+100.0%	+1
	Permanency Planning	PH	2	▼	-60.0%	-3
	Relief of Custody	CR	1	▼	-50.0%	-1
	Status	ST	1	▼	-83.3%	-5
	Temporary Detention Order	TD	1	▼	-75.0%	-3
	Child In Need of Services	CS	0	▼	-100.0%	-1
		Total		240	▲	2.1%
	GRAND TOTAL		576	▲	21.0%	+100

Filings by Major Case Category**

Category	Summary	Change	% Change	Absolute Change
Adult Criminal	137	▲	+17.1%	+20
Child Dependency	15	▲	+50.0%	+5
Child in Need of Services/Supervision	6	▼	-25.0%	-2
Custody and Visitation	167	▲	+7.1%	+11
Delinquency	20	▼	-25.9%	-7
Juvenile Miscellaneous	1	▼	-83.3%	-5
Other	70	▲	+48.9%	+23
Protective Orders	51	▲	+183.3%	+33
Support	99	▲	+35.6%	+26
Traffic	10	▼	-28.6%	-4
	GRAND TOTAL	▲	21.0%	+100

* Compared to same time period as previous year
 5/15/2024 1:07:18PM

** Case Type Categories are defined in the 2017 Virginia Judicial Workload Assessment
 Source: SCV-SQL-Information

2024 Overall GRAND TOTAL		Distribution of Caseload		Change*		Percentage (%) of Caseload			
295	-51 -14.7%	Adult	164 56%	-6.8%	▼	-12	Adult	50.9%	55.6%
2024		Juvenile	131 44%	-22.9%	▼	-39	Juvenile	49.1%	44.4%
2023		GRAND TOTAL	295 100%	-14.7%	▼	-51	GRAND TOTAL	100%	100%

Filings by Division & Code

Division	Case Type Description	Code	Summary	Change	% Change	Absolute Change
Adult	Civil Support	VS	30	▲	+7.1%	+2
	Show Cause	SC	30	▲	-26.8%	-11
	Misdemeanor	CM	28	▼	-17.6%	-6
	Other	OT	28	▲	+21.7%	+5
	Felony	CF	14	▼	-30.0%	-6
	Family Abuse - Protective Order	FP	12	▲	+71.4%	+5
	Remand Support	RS	9	▲	+28.6%	+2
	Capias	CA	6	▲	-25.0%	-2
	Motion - Protective Order	MP	3	▲	+200.0%	+2
	Violation of Protective Order	PV	3	↔		-
	Non-Family Abuse Protective Order	AP	1	▲	-	+1
	Violation Family Abuse Protective Order	PS	0	▼	-100.0%	-4
	Total			164	▼	-6.8%
Juvenile	Custody Visitation	CV	69	▼	-34.9%	-37
	Misdemeanor	DM	15	▲	+50.0%	+5
	Remand Custody	RC	14	▲	+100.0%	+7
	Remand Visitation	RV	14	▲	+100.0%	+7
	Traffic	T	5	▼	-70.6%	-12
	Temporary Detention Order	TD	4	▼	-20.0%	-1
	Emergency Custody Order	EC	2	↔		-
	Non-Family Abuse Protective Order	AP	2	▲	+100.0%	+1
	Felony	DF	1	▼	-66.7%	-2
	Initial Foster Care	IF	1	▲	-	+1
	Other	OT	1	↔		-
	Paternity	PT	1	▼	-66.7%	-2
	Permanency Planning	PH	1	▲	-	+1
	Status	ST	1	▲	-	+1
	Abuse and Neglect	AN	0	▼	-100.0%	-7
	Child In Need of Services	CS	0	▼	-100.0%	-1
	Total			131	▼	-22.9%
GRAND TOTAL			295	▼	-14.7%	-51

Filings by Major Case Category**

Category	Summary	Change	% Change	Absolute Change	
Adult Criminal	74	▼	-31.5%	-34	
Child Dependency	2	▲	-71.4%	-5	
Child in Need of Services/Supervision	0	▼	-100.0%	-1	
Custody and Visitation	70	▼	-35.8%	-39	
Delinquency	16	▼	+23.1%	+3	
Juvenile Miscellaneous	1	▲	-	+1	
Other	72	▲	+38.5%	+20	
Protective Orders	18	▲	+100.0%	+9	
Support	37	▲	+23.3%	+7	
Traffic	5	▼	-70.6%	-12	
GRAND TOTAL		295	▼	-14.7%	-51

* Compared to same time period as previous year
 5/15/2024 1:07:18PM

** Case Type Categories are defined in the 2017 Virginia Judicial Workload Assessment
 Source: SCV-SQL-Information

2024 Overall GRAND TOTAL		Distribution of Caseload			Change*		Percentage (%) of Caseload		
2,014	-1,055 -34.4%	Adult	1,150	57%	-27.5% ▼	-436	Adult	51.7%	57.1%
2024		Juvenile	864	43%	-41.7% ▼	-619	Juvenile	48.3%	42.9%
2023		GRAND TOTAL	2,014	100%	-34.4% ▼	-1,055	GRAND TOTAL	100%	100%

Filings by Division & Code

Division	Case Type Description	Code	Summary	Change	% Change	Absolute Change
Adult	Show Cause	SC	291	▲	+11.1%	+29
	Civil Support	VS	279	▼	-0.7%	-2
	Misdemeanor	CM	203	▼	-12.1%	-28
	Other	OT	146	▼	-64.8%	-269
	Family Abuse - Protective Order	FP	78	▼	-7.1%	-6
	Felony	CF	77	▲	+18.5%	+12
	Remand Support	RS	35	▼	-80.8%	-147
	Capias	CA	32	▼	-44.8%	-26
	Motion - Protective Order	MP	8	▲	+14.3%	+1
	Restricted License for Non-Support	SL	1	▲	-	+1
	Non-Family Abuse Protective Order	AP	0	▼	-100.0%	-1
	Total		1,150	▼	-27.5%	-436
Juvenile	Custody Visitation	CV	503	▲	+3.1%	+15
	Misdemeanor	DM	75	▼	-27.2%	-28
	Remand Visitation	RV	51	▼	-77.0%	-171
	Remand Custody	RC	50	▼	-78.0%	-177
	Status	ST	36	▼	-	-
	Non-Family Abuse Protective Order	AP	19	↔	-	-
	Emergency Custody Order	EC	18	▼	-82.9%	-87
	Traffic	T	17	▼	-29.2%	-7
	Felony	DF	16	▼	-79.2%	-61
	Temporary Detention Order	TD	14	▼	-87.2%	-95
	Paternity	PT	12	▼	-20.0%	-3
	Foster Care Review	FC	10	▲	+100.0%	+5
	Initial Foster Care	IF	8	▲	-	+8
	Abuse and Neglect	AN	7	▲	+250.0%	+5
	Other	OT	7	▼	-65.0%	-13
	Permanency Planning	PH	7	▼	-22.2%	-2
	Show Cause	SC	4	▲	-	+4
	Terminate Parental Rights	TP	4	▼	-33.3%	-2
	Relief of Custody	CR	3	▲	-	+3
	Capias	CA	2	▼	-33.3%	-1
	Family Abuse - Protective Order	FP	1	▼	-50.0%	-1
	Child at Risk	RI	0	▼	-100.0%	-1
	Mental Commitment	MC	0	▼	-100.0%	-7
Voluntary Continuing Services and Support Agreem	VA	0	▼	-100.0%	-3	
	Total		864	▼	-41.7%	-619
GRAND TOTAL			2,014	▼	-34.4%	-1,055

Filings by Major Case Category**

Category	Summary	Change	% Change	Absolute Change
Adult Criminal	506	▼	-4.2%	-22
Child Dependency	39	▲	+50.0%	+13
Child in Need of Services/Supervision	1	▲	-	+1
Custody and Visitation	515	▼	+2.4%	+12
Delinquency	96	▲	-47.5%	-87
Juvenile Miscellaneous	36	▼	-	0
Other	321	▼	-75.1%	-966

* Compared to same time period as previous year
 5/15/2024 1:07:18PM

** Case Type Categories are defined in the 2017 Virginia Judicial Workload Assessment
 Source: SCV-SQL-Information

CPSS - JCMS CASELOAD STATISTICS OF THE JUVENILE & DOMESTIC RELATIONS DISTRICT COURTS
 January 2024 thru April 2024 Filings (Compared to January 2023 thru April 2023)

Protective Orders	106	▼	-6.2%	-7
Support	377	▲	+2.2%	+8
Traffic	17	▼	-29.2%	-7
GRAND TOTAL	2,014	▼	-34.4%	-1,055

2024 Overall GRAND TOTAL		Distribution of Caseload		Change*		Percentage (%) of Caseload			
265 	+9 3.5%	Adult	127	48%	4.1% ▲	+5	Adult	47.7%	47.9%
		Juvenile	138	52%	3.0% ▲	+4	Juvenile	52.3%	52.1%
		GRAND TOTAL	265	100%	3.5% ▲	+9	GRAND TOTAL	100%	100%

Filings by Division & Code

Division	Case Type Description	Code	Summary	Change	% Change	Absolute Change
Adult	Other	OT	31	▲	+121.4%	+17
	Misdemeanor	CM	26	▲	+73.3%	+11
	Civil Support	VS	22	▼	-24.1%	-7
	Show Cause	SC	17	▼	-39.3%	-11
	Capias	CA	12	▲	+33.3%	+3
	Felony	CF	8	▲	+300.0%	+6
	Family Abuse - Protective Order	FP	5	▼	-77.3%	-17
	Non-Family Abuse Protective Order	AP	4	▲	-	+4
	Emergency Substantial Risk Order	SR	1	▲	-	+1
	Motion - Protective Order	MP	1	▼	-66.7%	-2
	Total		127	▲	4.1%	+5
Juvenile	Custody Visitation	CV	70	▲	+1.4%	+1
	Traffic	T	16	▼	-40.7%	-11
	Abuse and Neglect	AN	13	▲	+333.3%	+10
	Felony	DF	12	▲	+1,100.0%	+11
	Misdemeanor	DM	12	▼	-47.8%	-11
	Paternity	PT	5	▲	+150.0%	+3
	Non-Family Abuse Protective Order	AP	4	▲	-	+4
	Permanency Planning	PH	2	↔	-	-
	Emergency Custody Order	EC	1	▲	-	+1
	Foster Care Review	FC	1	▲	-	+1
	Initial Foster Care	IF	1	▲	-	+1
	Truancy	TR	1	▲	-	+1
	Capias	CA	0	▼	-100.0%	-1
	Child at Risk	RI	0	▼	-100.0%	-1
	Civil Violation	CI	0	▼	-100.0%	-1
	Show Cause	SC	0	▼	-100.0%	-4
	Total		138	▲	3.0%	+4
GRAND TOTAL			265	▲	3.5%	+9

Filings by Major Case Category**

Category	Summary	Change	% Change	Absolute Change	
Adult Criminal	55	▲	+25.0%	+11	
Child Dependency	17	▲	+183.3%	+11	
Child in Need of Services/Supervision	1	▲	-	0	
Custody and Visitation	75	▲	+5.6%	+4	
Delinquency	24	▲	-14.3%	-4	
New to Workload Study	1	▲	-	0	
Other	32	▲	+128.6%	+18	
Protective Orders	14	▲	-44.0%	-11	
Support	30	▼	-23.1%	-9	
Traffic	16	▼	-40.7%	-11	
GRAND TOTAL		265	▲	3.5%	+9

2024 Overall GRAND TOTAL		Distribution of Caseload			Change*		Percentage (%) of Caseload		
2024 192 2023	-2	Adult	96	50%	2.1% ▲	+2	Adult	48.5%	50.0%
	-1.0%	Juvenile	96	50%	-4.0% ▼	-4	Juvenile	51.5%	50.0%
		GRAND TOTAL	192	100%	-1.0% ▼	-2	GRAND TOTAL	100%	100%

Filings by Division & Code

Division	Case Type Description	Code	Summary	Change	% Change	Absolute Change
Adult	Misdemeanor	CM	26	▲	+62.5%	+10
	Show Cause	SC	18	▼	-5.3%	-1
	Other	OT	15	↔		-
	Civil Support	VS	10	▼	-47.4%	-9
	Family Abuse - Protective Order	FP	9	▲	+80.0%	+4
	Capias	CA	7	▼	-46.2%	-6
	Felony	CF	7	▲	+16.7%	+1
	Motion - Protective Order	MP	2	▲	-	+2
	Non-Family Abuse Protective Order	AP	2	▲	-	+2
	Violation Family Abuse Protective Order	PS	0	▼	-100.0%	-1
	Total		96	▲	2.1%	+2
Juvenile	Custody Visitation	CV	44	▼	-25.4%	-15
	Misdemeanor	DM	16	▲	+23.1%	+3
	Abuse and Neglect	AN	6	▲	+100.0%	+3
	Permanency Planning	PH	6	▲	+500.0%	+5
	Felony	DF	5	↔		-
	Paternity	PT	3	▲	-	+3
	Terminate Parental Rights	TP	3	▲	-	+3
	Traffic	T	3	▼	-50.0%	-3
	Civil Violation	CI	2	▲	-	+2
	Initial Foster Care	IF	2	▼	-77.8%	-7
	Status	ST	2	▲	-	+2
	Capias	CA	1	↔		-
	Remand Custody	RC	1	▲	-	+1
	Truancy	TR	1	▼	-50.0%	-1
	Voluntary Continuing Services and Support Agreem	VA	1	▲	-	+1
	Temporary Detention Order	TD	0	▼	-100.0%	-1
		Total		96	▼	-4.0%
GRAND TOTAL			192	▼	-1.0%	-2

Filings by Major Case Category**

Category	Summary	Change	% Change	Absolute Change
Adult Criminal	53	▼	+29.3%	+12
Child Dependency	18	▲	+38.5%	+5
Child in Need of Services/Supervision	1	▼	-50.0%	-1
Custody and Visitation	47	▲	-20.3%	-12
Delinquency	22	▲	+15.8%	+3
Juvenile Miscellaneous	2	▲	-	+2
New to Workload Study	2	▲	-	+2
Other	16	▲		0
Protective Orders	13	▲	+160.0%	+8
Support	15	▼	-54.5%	-18
Traffic	3	▼	-50.0%	-3
GRAND TOTAL	192	▼	-1.0%	-2

2024 Overall GRAND TOTAL		Distribution of Caseload		Change*		Percentage (%) of Caseload			
187 +16 9.4% 		Adult	89	48%	30.9% ▲	+21	Adult	39.8%	47.6%
		Juvenile	98	52%	-4.9% ▼	-5	Juvenile	60.2%	52.4%
		GRAND TOTAL	187	100%	9.4% ▲	+16	GRAND TOTAL	100%	100%

Filings by Division & Code

Division	Case Type Description	Code	Summary	Change	% Change	Absolute Change
Adult	Other	OT	23	▲	+91.7%	+11
	Misdemeanor	CM	20	▲	+66.7%	+8
	Felony	CF	15	▲	+1,400.0%	+14
	Show Cause	SC	15	▲	+7.1%	+1
	Civil Support	VS	11	▼	-26.7%	-4
	Family Abuse - Protective Order	FP	4	▲	+33.3%	+1
	Restricted License for Non-Support	SL	1	↔		-
	Capias	CA	0	▼	-100.0%	-10
	Total		89	▲	30.9%	+21
Juvenile	Custody Visitation	CV	40	▲	+2.6%	+1
	Misdemeanor	DM	17	▼	-29.2%	-7
	Felony	DF	10	▲	+66.7%	+4
	Traffic	T	9	▲	+80.0%	+4
	Foster Care Review	FC	8	▲	+33.3%	+2
	Status	ST	5	▲	+400.0%	+4
	Emergency Custody Order	EC	2	▼	-33.3%	-1
	Temporary Detention Order	TD	2	↔		-
	Non-Family Abuse Protective Order	AP	1	▲	-	+1
	Paternity	PT	1	↔		-
	Permanency Planning	PH	1	▼	-66.7%	-2
	Show Cause	SC	1	▲	-	+1
	Special Immigrant Juvenile Status	SI	1	▲	-	+1
	Child In Need of Services	CS	0	▼	-100.0%	-2
	Terminate Parental Rights	TP	0	▼	-100.0%	-10
Truancy	TR	0	▼	-100.0%	-1	
	Total		98	▼	-4.9%	-5
GRAND TOTAL			187	▲	9.4%	+16

Filings by Major Case Category**

Category	Summary	Change	% Change	Absolute Change	
Adult Criminal	45	▲	+50.0%	+15	
Child Dependency	9	▼	-52.6%	-10	
Child in Need of Services/Supervision	0	▼	-100.0%	-3	
Custody and Visitation	41	▲	+2.5%	+1	
Delinquency	28	▲	-6.7%	-2	
Juvenile Miscellaneous	5	▲	+400.0%	+4	
New to Workload Study	1	▲	-	+1	
Other	27	▲	+58.8%	+10	
Protective Orders	5	▲	+66.7%	+2	
Support	17	▼	-26.1%	-6	
Traffic	9	▲	+80.0%	+4	
GRAND TOTAL		187	▲	9.4%	+16

* Compared to same time period as previous year
 5/15/2024 1:07:18PM

** Case Type Categories are defined in the 2017 Virginia Judicial Workload Assessment
 Source: SCV-SQL-Information

2024 Overall GRAND TOTAL		Distribution of Caseload		Change*		Percentage (%) of Caseload			
702	-117 -14.3%	Adult	377	54%	-12.3% ▼	-53	Adult	52.5%	53.7%
2024		Juvenile	325	46%	-16.5% ▼	-64	Juvenile	47.5%	46.3%
2023		GRAND TOTAL	702	100%	-14.3% ▼	-117	GRAND TOTAL	100%	100%

Filings by Division & Code

Division	Case Type Description	Code	Summary	Change	% Change	Absolute Change
Adult	Civil Support	VS	81	▲	+26.6%	+17
	Misdemeanor	CM	74	▼	-14.0%	-12
	Other	OT	55	▲	+7.8%	+4
	Show Cause	SC	50	▼	-50.5%	-51
	Family Abuse - Protective Order	FP	44	▲	+10.0%	+4
	Felony	CF	31	▼	-3.1%	-1
	Capias	CA	29	▼	-35.6%	-16
	Motion - Protective Order	MP	7	▲	+133.3%	+4
	Violation of Protective Order	PV	3	▲	+200.0%	+2
	Bond Forfeiture	BF	1	▲	-	+1
	Non-Family Abuse Protective Order	AP	1	▼	-50.0%	-1
	Violation Family Abuse Protective Order	PS	1	▲	-	+1
	Emergency Substantial Risk Order	SR	0	▼	-100.0%	-4
	Protective Order	PC	0	▼	-100.0%	-1
	Total		377	▼	-12.3%	-53
Juvenile	Custody Visitation	CV	201	▼	-14.5%	-34
	Misdemeanor	DM	26	▼	-43.5%	-20
	Foster Care Review	FC	17	▲	+70.0%	+7
	Abuse and Neglect	AN	12	↔	-	-
	Traffic	T	10	▲	+42.9%	+3
	Initial Foster Care	IF	9	▲	+200.0%	+6
	Permanency Planning	PH	7	▲	+75.0%	+3
	Emergency Custody Order	EC	5	↔	-	-
	Show Cause	SC	5	▲	+25.0%	+1
	Truancy	TR	5	▼	-28.6%	-2
	Felony	DF	4	▼	-73.3%	-11
	Status	ST	4	▼	-55.6%	-5
	Temporary Detention Order	TD	4	↔	-	-
	Terminate Parental Rights	TP	4	▼	-60.0%	-6
	Mental Commitment	MC	3	▲	+200.0%	+2
	Non-Family Abuse Protective Order	AP	3	▼	-57.1%	-4
	Paternity	PT	2	↔	-	-
	Capias	CA	1	▲	-	+1
	Civil Violation	CI	1	▼	-50.0%	-1
	Relief of Custody	CR	1	▲	-	+1
	Voluntary Continuing Services and Support Agreem	VA	1	↔	-	-
	Child In Need of Services	CS	0	▼	-100.0%	-1
	Qualified Residential Treatment	QR	0	▼	-100.0%	-2
	Special Immigrant Juvenile Status	SI	0	▼	-100.0%	-2
	Total		325	▼	-16.5%	-64
	GRAND TOTAL		702	▼	-14.3%	-117

Filings by Major Case Category**

Category	Summary	Change	% Change	Absolute Change
Adult Criminal	160	▲	-28.6%	-64
Child Dependency	51	▲	+21.4%	+9
Child in Need of Services/Supervision	9	▲	+12.5%	+1
Custody and Visitation	203	▼	-14.3%	-34
Delinquency	32	▲	-50.8%	-33

* Compared to same time period as previous year
 5/15/2024 1:07:18PM

** Case Type Categories are defined in the 2017 Virginia Judicial Workload Assessment
 Source: SCV-SQL-Information

CPSS - JCMS CASELOAD STATISTICS OF THE JUVENILE & DOMESTIC RELATIONS DISTRICT COURTS
 January 2024 thru April 2024 Filings (Compared to January 2023 thru April 2023)

Juvenile Miscellaneous	4	▼	-55.6%	-5
New to Workload Study	1	▼	-87.5%	-7
Other	67	▲	+9.8%	+6
Protective Orders	55	▲	+5.8%	+3
Support	110	▼	+3.8%	+4
Traffic	10	▲	+42.9%	+3
GRAND TOTAL	702	▼	-14.3%	-117

2024 Overall GRAND TOTAL		Distribution of Caseload		Change*		Percentage (%) of Caseload		
702	+58 9.0%	Adult	314 45%	-1.6% ▼	-5	Adult	49.5%	44.7%
2024		Juvenile	388 55%	19.4% ▲	+63	Juvenile	50.5%	55.3%
2023		GRAND TOTAL	702 100%	9.0% ▲	+58	GRAND TOTAL	100%	100%

Filings by Division & Code


Division	Case Type Description	Code	Summary	Change	% Change	Absolute Change
Adult	Misdemeanor	CM	104	▲	+18.2%	+16
	Civil Support	VS	74	▲	+54.2%	+26
	Family Abuse - Protective Order	FP	40	▼	-9.1%	-4
	Show Cause	SC	31	▲	-22.5%	-9
	Felony	CF	26	▲	+23.8%	+5
	Other	OT	19	▲	-53.7%	-22
	Capias	CA	12	▼	-53.8%	-14
	Non-Family Abuse Protective Order	AP	4	▲	+33.3%	+1
	Motion - Protective Order	MP	2	▼	-71.4%	-5
	Remand Support	RS	2	▲	-	+2
	Protective Order	PC	0	▼	-100.0%	-1
	Total		314	▼	-1.6%	-5
Juvenile	Custody Visitation	CV	247	▲	+17.6%	+37
	Misdemeanor	DM	48	▲	+41.2%	+14
	Felony	DF	25	▼	-26.5%	-9
	Traffic	T	24	▲	+140.0%	+14
	Civil Violation	CI	11	▲	+266.7%	+8
	Non-Family Abuse Protective Order	AP	11	▼	-15.4%	-2
	Family Abuse - Protective Order	FP	6	▲	+500.0%	+5
	Foster Care Review	FC	6	▲	+50.0%	+2
	Show Cause	SC	6	▲	+100.0%	+3
	Capias	CA	1	▼	-50.0%	-1
	Paternity	PT	1	▲	-	+1
	Remand Custody	RC	1	▲	-	+1
	Remand Visitation	RV	1	▲	-	+1
	Abuse and Neglect	AN	0	▼	-100.0%	-6
	Initial Foster Care	IF	0	▼	-100.0%	-4
	Truancy	TR	0	▼	-100.0%	-1
		Total		388	▲	19.4%
GRAND TOTAL			702	▲	9.0%	+58

Filings by Major Case Category**

Category	Summary	Change	% Change	Absolute Change	
Adult Criminal	164	▼	-3.0%	-5	
Child Dependency	6	▼	-57.1%	-8	
Child in Need of Services/Supervision	0	▼	-100.0%	-1	
Custody and Visitation	248	▲	+18.1%	+38	
Delinquency	80	▲	+9.6%	+7	
New to Workload Study	11	▲	+266.7%	+8	
Other	23	▲	-43.9%	-18	
Protective Orders	63	▲	-7.4%	-5	
Support	83	▲	+50.9%	+28	
Traffic	24	▲	+140.0%	+14	
GRAND TOTAL		702	▲	9.0%	+58

* Compared to same time period as previous year
 5/15/2024 1:07:18PM

** Case Type Categories are defined in the 2017 Virginia Judicial Workload Assessment
 Source: SCV-SQL-Information

2024 Overall GRAND TOTAL		Distribution of Caseload				Change*		Percentage (%) of Caseload		
61 -22 -26.5% 	Adult	43	70%	-4.4%	▼	-2	Adult	54.2%	70.5%	
	Juvenile	18	30%	-52.6%	▼	-20	Juvenile	45.8%	29.5%	
GRAND TOTAL		61	100%	-26.5%	▼	-22	GRAND TOTAL	100%	100%	

Filings by Division & Code

Division	Case Type Description	Code	Summary	Change	% Change	Absolute Change
Adult	Civil Support	VS	17	▲	+88.9%	+8
	Other	OT	8	▼	-27.3%	-3
	Show Cause	SC	7	▲	+16.7%	+1
	Misdemeanor	CM	5	▼	-50.0%	-5
	Family Abuse - Protective Order	FP	4	▼	-20.0%	-1
	Felony	CF	2	▲	+100.0%	+1
	Capias	CA	0	▼	-100.0%	-3
Total			43	▼	-4.4%	-2
Juvenile	Custody Visitation	CV	13	▼	-58.1%	-18
	Child In Need of Services	CS	2	▲	-	+2
	Non-Family Abuse Protective Order	AP	2	▲	-	+2
	Traffic	T	1	▼	-85.7%	-6
Total			18	▼	-52.6%	-20
GRAND TOTAL			61	▼	-26.5%	-22

Filings by Major Case Category**

Category	Summary	Change	% Change	Absolute Change
Adult Criminal	9	▼	-43.8%	-7
Child in Need of Services/Supervision	2	▲	-	+2
Custody and Visitation	13	▼	-58.1%	-18
Other	8	▼	-27.3%	-3
Protective Orders	6	▲	+20.0%	+1
Support	22	▲	+69.2%	+9
Traffic	1	▼	-85.7%	-6
GRAND TOTAL	61	▼	-26.5%	-22

* Compared to same time period as previous year
 5/15/2024 1:07:18PM

** Case Type Categories are defined in the 2017 Virginia Judicial Workload Assessment
 Source: SCV-SQL-Information

2024 Overall GRAND TOTAL		Distribution of Caseload			Change*		Percentage (%) of Caseload		
222 	+17 8.3% 	Adult	108	49%	3.8% ▲	+4	Adult	50.7%	48.6%
		Juvenile	114	51%	12.9% ▲	+13	Juvenile	49.3%	51.4%
GRAND TOTAL		222	100%	8.3% ▲	+17	GRAND TOTAL	100%	100%	

Filings by Division & Code

Division	Case Type Description	Code	Summary	Change	% Change	Absolute Change
Adult	Misdemeanor	CM	26	▼	-27.8%	-10
	Show Cause	SC	26	▲	+52.9%	+9
	Other	OT	16	▲	+300.0%	+12
	Family Abuse - Protective Order	FP	14	▲	+7.7%	+1
	Civil Support	VS	13	▼	-27.8%	-5
	Felony	CF	9	▲	+28.6%	+2
	Capias	CA	2	▼	-75.0%	-6
	Non-Family Abuse Protective Order	AP	2	▲	-	+2
	Motion - Protective Order	MP	0	▼	-100.0%	-1
	Total			108	▲	3.8%
Juvenile	Custody Visitation	CV	43	▲	+2.4%	+1
	Misdemeanor	DM	20	▲	+122.2%	+11
	Foster Care Review	FC	15	▲	+150.0%	+9
	Traffic	T	14	▲	+55.6%	+5
	Permanency Planning	PH	8	▲	+166.7%	+5
	Felony	DF	5	▲	-	+5
	Paternity	PT	2	▲	-	+2
	Temporary Detention Order	TD	2	▲	-	+2
	Child In Need of Services	CS	1	▼	-50.0%	-1
	Civil Violation	CI	1	▲	-	+1
	Special Immigrant Juvenile Status	SI	1	▲	-	+1
	Terminate Parental Rights	TP	1	▼	-66.7%	-2
	Truancy	TR	1	▼	-50.0%	-1
	Abuse and Neglect	AN	0	▼	-100.0%	-7
	Family Abuse - Protective Order	FP	0	▼	-100.0%	-2
	Initial Foster Care	IF	0	▼	-100.0%	-7
	Non-Family Abuse Protective Order	AP	0	▼	-100.0%	-4
	Other	OT	0	▼	-100.0%	-1
	Remand Custody	RC	0	▼	-100.0%	-1
	Remand Visitation	RV	0	▼	-100.0%	-1
Show Cause	SC	0	▼	-100.0%	-1	
Status	ST	0	▼	-100.0%	-1	
Total			114	▲	12.9%	+13
GRAND TOTAL			222	▲	8.3%	+17

Filings by Major Case Category**

Category	Summary	Change	% Change	Absolute Change
Adult Criminal	55	▼	-12.7%	-8
Child Dependency	24	▲	-7.7%	-2
Child in Need of Services/Supervision	2	▼	-50.0%	-2
Custody and Visitation	45	▲	+7.1%	+3
Delinquency	25	▲	+150.0%	+15
Juvenile Miscellaneous	0	▼	-100.0%	-1
New to Workload Study	2	▲	-	+2
Other	18	▲	+157.1%	+11
Protective Orders	16	▲	-20.0%	-4
Support	21	▲	-8.7%	-2

* Compared to same time period as previous year
 5/15/2024 1:07:18PM

** Case Type Categories are defined in the 2017 Virginia Judicial Workload Assessment
 Source: SCV-SQL-Information

Traffic		14	▲	+55.6%	+5
	GRAND TOTAL	222	▲	8.3%	+17

2024 Overall GRAND TOTAL		Distribution of Caseload		Change*		Percentage (%) of Caseload			
4,804	+359 8.1%	Adult	3,015	63%	9.6% ▲	+265	Adult	61.9%	62.8%
2024		Juvenile	1,789	37%	5.5% ▲	+94	Juvenile	38.1%	37.2%
2023		GRAND TOTAL	4,804	100%	8.1% ▲	+359	GRAND TOTAL	100%	100%

Filings by Division & Code

Division	Case Type Description	Code	Summary	Change	% Change	Absolute Change	
Adult	Misdemeanor	CM	831	▲	+12.0%	+89	
	Other	OT	575	▲	+8.9%	+47	
	Show Cause	SC	416	▼	+4.5%	+18	
	Civil Support	VS	403	▲	+6.3%	+24	
	Felony	CF	353	▲	+64.2%	+138	
	Family Abuse - Protective Order	FP	202	▼	-0.5%	-1	
	Capias	CA	195	▼	-21.1%	-52	
	Non-Family Abuse Protective Order	AP	14	▲	+100.0%	+7	
	Violation of Protective Order	PV	11	▼	-21.4%	-3	
	Motion - Protective Order	MP	9	▲	+28.6%	+2	
	Remand Support	RS	5	▼	-28.6%	-2	
	Bond Forfeiture	BF	1	↔		-	
	Restricted License for Non-Support	SL	0	▼	-100.0%	-2	
	Total		3,015	▲	9.6%	+265	
Juvenile	Custody Visitation	CV	928	▼	-9.6%	-98	
	Misdemeanor	DM	253	▲	+52.4%	+87	
	Felony	DF	83	▼	-8.8%	-8	
	Civil Violation	CI	62	▲	+100.0%	+31	
	Mental Commitment	MC	59	▼	-9.2%	-6	
	Truancy	TR	48	▼	-20.0%	-12	
	Non-Family Abuse Protective Order	AP	41	▲	+115.8%	+22	
	Status	ST	41	▲	+46.4%	+13	
	Abuse and Neglect	AN	33	▲	+26.9%	+7	
	Traffic	T	33	▲	+13.8%	+4	
	Initial Foster Care	IF	28	▲	+211.1%	+19	
	Permanency Planning	PH	27	▲	+58.8%	+10	
	Foster Care Review	FC	25	▲	+13.6%	+3	
	Paternity	PT	25	▼	-32.4%	-12	
	Show Cause	SC	25	▲	+400.0%	+20	
	Child In Need of Services	CS	22	▲	+37.5%	+6	
	Other	OT	16	▲	+33.3%	+4	
	Terminate Parental Rights	TP	14	▲	+180.0%	+9	
	Special Immigrant Juvenile Status	SI	7	▲	-	+7	
	Temporary Detention Order	TD	5	▼	-50.0%	-5	
	Family Abuse - Protective Order	FP	4	▲	+100.0%	+2	
	Remand Custody	RC	4	▼	-55.6%	-5	
	Voluntary Continuing Services and Support Agree	VA	3	▲	+50.0%	+1	
	Emergency Custody Order	EC	2	▼	-75.0%	-6	
	Capias	CA	1	▲	-	+1	
		Total		1,789	▲	5.5%	+94
		GRAND TOTAL		4,804	▲	8.1%	+359

Filings by Major Case Category**

Category	Summary	Change	% Change	Absolute Change
Adult Criminal	1,737	▲	+15.7%	+236
Child Dependency	130	▲	+60.5%	+49
Child in Need of Services/Supervision	70	▲	-7.9%	-6
Custody and Visitation	953	▼	-10.3%	-110
Delinquency	362	▲	+38.2%	+100

* Compared to same time period as previous year
 5/15/2024 1:07:18PM

** Case Type Categories are defined in the 2017 Virginia Judicial Workload Assessment
 Source: SCV-SQL-Information

Juvenile Miscellaneous	42	▲	+50.0%	+14
New to Workload Study	69	▲	+122.6%	+38
Other	665	▲	+4.1%	+26
Protective Orders	270	▲	+13.4%	+32
Support	473	▼	-4.8%	-24
Traffic	33	▲	+13.8%	+4
GRAND TOTAL	4,804	▲	8.1%	+359

2024 Overall GRAND TOTAL		Distribution of Caseload		Change*		Percentage (%) of Caseload			
3,486 +210 6.4% 	2024 2023	Adult	1,896	54%	9.7% ▲	+168	Adult	52.7%	54.4%
		Juvenile	1,590	46%	2.7% ▲	+42	Juvenile	47.3%	45.6%
GRAND TOTAL		3,486	100%	6.4% ▲	+210	GRAND TOTAL	100%	100%	

Filings by Division & Code

Division	Case Type Description	Code	Summary	Change	% Change	Absolute Change	
Adult	Misdemeanor	CM	430	▲	+23.2%	+81	
	Show Cause	SC	403	▲	+34.3%	+103	
	Other	OT	380	▼	-7.8%	-32	
	Civil Support	VS	253	▲	+11.9%	+27	
	Family Abuse - Protective Order	FP	140	▲	+5.3%	+7	
	Capias	CA	126	▼	-22.7%	-37	
	Felony	CF	111	▲	+3.7%	+4	
	Remand Support	RS	22	▲	+69.2%	+9	
	Non-Family Abuse Protective Order	AP	11	▲	+175.0%	+7	
	Motion - Protective Order	MP	9	▲	+80.0%	+4	
	Violation of Protective Order	PV	7	▼	-50.0%	-7	
	Restricted License for Non-Support	SL	3	▲	+50.0%	+1	
	Criminal Support	CS	1	▲	-	+1	
Total			1,896	▲	9.7%	+168	
Juvenile	Custody Visitation	CV	955	▲	+1.0%	+9	
	Misdemeanor	DM	148	▼	-21.3%	-40	
	Status	ST	60	▲	-14.3%	-10	
	Truancy	TR	56	▼	-6.7%	-4	
	Felony	DF	39	▼	-44.3%	-31	
	Remand Visitation	RV	32	▲	+128.6%	+18	
	Remand Custody	RC	30	▲	+114.3%	+16	
	Temporary Detention Order	TD	29	▲	-	+29	
	Traffic	T	29	▲	+16.0%	+4	
	Abuse and Neglect	AN	27	▲	+28.6%	+6	
	Foster Care Review	FC	27	▲	+107.7%	+14	
	Paternity	PT	27	▼	-22.9%	-8	
	Permanency Planning	PH	24	▲	+4.3%	+1	
	Terminate Parental Rights	TP	23	▲	+283.3%	+17	
	Non-Family Abuse Protective Order	AP	18	▲	+5.9%	+1	
	Voluntary Continuing Services and Support Agreem	VA	14	▲	+100.0%	+7	
	Show Cause	SC	11	▲	+22.2%	+2	
	Emergency Custody Order	EC	10	▲	-	+10	
	Initial Foster Care	IF	7	▲	+16.7%	+1	
	Family Abuse - Protective Order	FP	6	▲	-	+6	
	Entrustment	ET	4	▲	+33.3%	+1	
	Other	OT	4	▲	+100.0%	+2	
	Civil Violation	CI	3	▼	-62.5%	-5	
	Capias	CA	2	▼	-60.0%	-3	
	Relief of Custody	CR	2	▲	-	+2	
	Juvenile Support	JS	1	▲	-	+1	
	Mental Commitment	MC	1	▲	-	+1	
	Special Immigrant Juvenile Status	SI	1	▲	-	+1	
	Child In Need of Services	CS	0	▼	-100.0%	-6	
	Total			1,590	▲	2.7%	+42
	GRAND TOTAL			3,486	▲	6.4%	+210

Filings by Major Case Category**

Category	Summary	Change	% Change	Absolute Change
Adult Criminal	968	▼	+11.0%	+96
Child Dependency	128	▲	+62.0%	+49
Child in Need of Services/Supervision	56	▼	-15.2%	-10
Custody and Visitation	982	▼	+0.1%	+1
Delinquency	200	▼	-26.5%	-72
Juvenile Miscellaneous	60	▲	-14.3%	-10
New to Workload Study	4	▲	-50.0%	-4
Other	508	▲	+11.6%	+53
Protective Orders	184	▲	+15.7%	+25
Support	367	▲	+27.0%	+78
Traffic	29	▲	+16.0%	+4
GRAND TOTAL	3,486	▲	6.4%	+210

* Compared to same time period as previous year
 5/15/2024 1:07:18PM

** Case Type Categories are defined in the 2017 Virginia Judicial Workload Assessment
 Source: SCV-SQL-Information

2024 Overall GRAND TOTAL		Distribution of Caseload		Change*		Percentage (%) of Caseload			
64	-9 -12.3%	Adult	40	63%	-23.1% ▼	-12	Adult	71.2%	62.5%
2024		Juvenile	24	38%	14.3% ▲	+3	Juvenile	28.8%	37.5%
2023		GRAND TOTAL	64	100%	-12.3% ▼	-9	GRAND TOTAL	100%	100%

Filings by Division & Code

Division	Case Type Description	Code	Summary	Change	% Change	Absolute Change
Adult	Civil Support	VS	11	▲	+83.3%	+5
	Show Cause	SC	7	▲	-	-
	Felony	CF	5	▲	-	+5
	Other	OT	5	▼	-28.6%	-2
	Misdemeanor	CM	4	▼	-69.2%	-9
	Capias	CA	3	▼	-62.5%	-5
	Family Abuse - Protective Order	FP	2	▼	-77.8%	-7
	Bond Forfeiture	BF	1	↔	-	-
	Motion - Protective Order	MP	1	▲	-	+1
	Violation of Protective Order	PV	1	↔	-	-
	Total		40	▼	-23.1%	-12
Juvenile	Custody Visitation	CV	16	↔	-	-
	Abuse and Neglect	AN	4	▲	-	+4
	Traffic	T	2	▲	-	+2
	Misdemeanor	DM	1	▼	-50.0%	-1
	Truancy	TR	1	▲	-	+1
	Foster Care Review	FC	0	▼	-100.0%	-1
	Non-Family Abuse Protective Order	AP	0	▼	-100.0%	-2
	Total		24	▲	14.3%	+3
GRAND TOTAL			64	▼	-12.3%	-9

Filings by Major Case Category**

Category	Summary	Change	% Change	Absolute Change	
Adult Criminal	18	▲	-35.7%	-10	
Child Dependency	4	▲	+300.0%	+3	
Child in Need of Services/Supervision	1	▲	-	+1	
Custody and Visitation	16	↔	-	0	
Delinquency	1	▼	-50.0%	-1	
Other	5	▼	-28.6%	-2	
Protective Orders	3	▲	-72.7%	-8	
Support	14	▲	+75.0%	+6	
Traffic	2	▲	-	+2	
GRAND TOTAL		64	▼	-12.3%	-9

* Compared to same time period as previous year
 5/15/2024 1:07:18PM

** Case Type Categories are defined in the 2017 Virginia Judicial Workload Assessment
 Source: SCV-SQL-Information

2024 Overall GRAND TOTAL		Distribution of Caseload		Change*		Percentage (%) of Caseload			
	778	Adult	402	52%	4.7% ▲	+18	Adult	55.3%	51.7%
		Juvenile	376	48%	21.3% ▲	+66	Juvenile	44.7%	48.3%
		GRAND TOTAL	778	100%	12.1% ▲	+84	GRAND TOTAL	100%	100%

Filings by Division & Code

Division	Case Type Description	Code	Summary	Change	% Change	Absolute Change
Adult	Misdemeanor	CM	108	▲	+18.7%	+17
	Other	OT	77	▲	+1.3%	+1
	Show Cause	SC	75	▲	+47.1%	+24
	Civil Support	VS	51	▼	-15.0%	-9
	Family Abuse - Protective Order	FP	32	▼	-17.9%	-7
	Felony	CF	22	▼	-15.4%	-4
	Motion - Protective Order	MP	10	▲	+66.7%	+4
	Violation of Protective Order	PV	9	▲	+80.0%	+4
	Capias	CA	7	▼	-73.1%	-19
	Non-Family Abuse Protective Order	AP	6	▲	-	+6
	Remand Support	RS	5	▲	+150.0%	+3
	Restricted License for Non-Support	SL	0	▼	-100.0%	-2
		Total		402	▲	4.7%
Juvenile	Custody Visitation	CV	265	▲	+41.0%	+77
	Misdemeanor	DM	20	▼	-56.5%	-26
	Traffic	T	15	▲	+66.7%	+6
	Remand Custody	RC	10	▲	+42.9%	+3
	Remand Visitation	RV	10	▲	+42.9%	+3
	Status	ST	10	▲	+42.9%	+3
	Motion - Protective Order	MP	6	▲	+50.0%	+2
	Temporary Detention Order	TD	6	▲	+200.0%	+4
	Non-Family Abuse Protective Order	AP	5	▲	+400.0%	+4
	Other	OT	5	▲	-	+5
	Child In Need of Services	CS	4	▲	+300.0%	+3
	Foster Care Review	FC	4	↔	-	-
	Paternity	PT	4	↔	-	-
	Abuse and Neglect	AN	3	▲	+50.0%	+1
	Felony	DF	2	▼	-86.7%	-13
	Initial Foster Care	IF	2	↔	-	-
	Permanency Planning	PH	2	▼	-33.3%	-1
	Relief of Custody	CR	1	▲	-	+1
	Truancy	TR	1	▼	-50.0%	-1
	Voluntary Continuing Services and Support Agreem	VA	1	▲	-	+1
	Civil Violation	CI	0	▼	-100.0%	-1
	Show Cause	SC	0	▼	-100.0%	-5
		Total		376	▲	21.3%
	GRAND TOTAL		778	▲	12.1%	+84

Filings by Major Case Category**

Category	Summary	Change	% Change	Absolute Change
Adult Criminal	204	▲	+9.1%	+17
Child Dependency	13	▲	+18.2%	+2
Child in Need of Services/Supervision	5	▲	+66.7%	+2
Custody and Visitation	269	▲	+40.1%	+77
Delinquency	22	▼	-66.7%	-44
Juvenile Miscellaneous	10	▲	+42.9%	+3
New to Workload Study	0	▼	-100.0%	-1
Other	113	▲	+20.2%	+19

* Compared to same time period as previous year
 5/15/2024 1:07:18PM

** Case Type Categories are defined in the 2017 Virginia Judicial Workload Assessment
 Source: SCV-SQL-Information

CPSS - JCMS CASELOAD STATISTICS OF THE JUVENILE & DOMESTIC RELATIONS DISTRICT COURTS
 January 2024 thru April 2024 Filings (Compared to January 2023 thru April 2023)

Gloucester

District: 9 FIPS: 073

Protective Orders	59	▲	+18.0%	+9
Support	68	▼	-8.1%	-6
Traffic	15	▲	+66.7%	+6
GRAND TOTAL	778	▲	12.1%	+84

2024 Overall GRAND TOTAL		Distribution of Caseload		Change*		Percentage (%) of Caseload			
156	-2 -1.3%	Adult	89	57%	9.9% ▲	+8	Adult	51.3%	57.1%
2024		Juvenile	67	43%	-13.0% ▼	-10	Juvenile	48.7%	42.9%
2023		GRAND TOTAL	156	100%	-1.3% ▼	-2	GRAND TOTAL	100%	100%

Filings by Division & Code

Division	Case Type Description	Code	Summary	Change	% Change	Absolute Change
Adult	Misdemeanor	CM	23	▼	-8.0%	-2
	Other	OT	21	▼	-30.0%	-9
	Civil Support	VS	14	▲	+75.0%	+6
	Show Cause	SC	13	▲	+1,200.0%	+12
	Family Abuse - Protective Order	FP	12	▲	+20.0%	+2
	Capias	CA	3	▲	-	+3
	Felony	CF	2	▼	-60.0%	-3
	Motion - Protective Order	MP	1	▼	-50.0%	-1
	Total			89	▲	9.9%
Juvenile	Custody Visitation	CV	38	▼	-34.5%	-20
	Non-Family Abuse Protective Order	AP	8	▲	-	+8
	Misdemeanor	DM	7	▼	-30.0%	-3
	Foster Care Review	FC	5	▲	-	+5
	Traffic	T	3	▼	-40.0%	-2
	Other	OT	2	▲	-	+2
	Truancy	TR	2	▲	+100.0%	+1
	Show Cause	SC	1	▲	-	+1
	Status	ST	1	▲	-	+1
	Entrustment	ET	0	▼	-100.0%	-1
	Felony	DF	0	▼	-100.0%	-1
	Temporary Detention Order	TD	0	▼	-100.0%	-1
	Total			67	▼	-13.0%
GRAND TOTAL			156	▼	-1.3%	-2

Filings by Major Case Category**

Category	Summary	Change	% Change	Absolute Change	
Adult Criminal	37	▲	+19.4%	+6	
Child Dependency	5	▲	+400.0%	+4	
Child in Need of Services/Supervision	2	▲	+100.0%	+1	
Custody and Visitation	38	▼	-34.5%	-20	
Delinquency	8	▲	-27.3%	-3	
Juvenile Miscellaneous	1	▲	-	+1	
Other	23	▲	-25.8%	-8	
Protective Orders	21	▲	+75.0%	+9	
Support	18	▲	+125.0%	+10	
Traffic	3	▼	-40.0%	-2	
GRAND TOTAL		156	▼	-1.3%	-2

* Compared to same time period as previous year
 5/15/2024 1:07:18PM

** Case Type Categories are defined in the 2017 Virginia Judicial Workload Assessment
 Source: SCV-SQL-Information

2024 Overall GRAND TOTAL		Distribution of Caseload		Change*		Percentage (%) of Caseload		
437	+70 19.1%	Adult	262 60%	54.1% ▲	+92	Adult	2023 46.3%	2024 60.0%
2024		Juvenile	175 40%	-11.2% ▼	-22	Juvenile	53.7%	40.0%
2023		GRAND TOTAL	437 100%	19.1% ▲	+70	GRAND TOTAL	100%	100%

Filings by Division & Code

Division	Case Type Description	Code	Summary	Change	% Change	Absolute Change
Adult	Misdemeanor	CM	67	▲	+97.1%	+33
	Other	OT	59	▲	+103.4%	+30
	Civil Support	VS	48	▲	+65.5%	+19
	Show Cause	SC	36	▲	+5.9%	+2
	Family Abuse - Protective Order	FP	25	▲	+47.1%	+8
	Capias	CA	9	▲	+50.0%	+3
	Felony	CF	4	▼	-50.0%	-4
	Remand Support	RS	4	▲	+300.0%	+3
	Violation of Protective Order	PV	4	▲	+100.0%	+2
	Motion - Protective Order	MP	3	↔		-
	Criminal Support	CS	2	▲	-	+2
	Non-Family Abuse Protective Order	AP	1	▼	-85.7%	-6
		Total		262	▲	54.1%
Juvenile	Custody Visitation	CV	112	▼	-17.6%	-24
	Traffic	T	16	▲	+45.5%	+5
	Misdemeanor	DM	12	▼	-57.1%	-16
	Truancy	TR	6	▲	-	+6
	Non-Family Abuse Protective Order	AP	5	▲	+150.0%	+3
	Remand Custody	RC	5	▲	-	+5
	Foster Care Review	FC	4	▲	+33.3%	+1
	Remand Visitation	RV	4	▲	-	+4
	Paternity	PT	3	▲	+50.0%	+1
	Show Cause	SC	3	▼	-25.0%	-1
	Child In Need of Services	CS	2	▲	+100.0%	+1
	Abuse and Neglect	AN	1	▼	-50.0%	-1
	Emergency Custody Order	EC	1	▲	-	+1
	Other	OT	1	▲	-	+1
	Capias	CA	0	▼	-100.0%	-1
	Civil Violation	CI	0	▼	-100.0%	-1
	Felony	DF	0	▼	-100.0%	-5
	Qualified Residential Treatment	QR	0	▼	-100.0%	-1
		Total		175	▼	-11.2%
GRAND TOTAL			437	▲	19.1%	+70

Filings by Major Case Category**

Category	Summary	Change	% Change	Absolute Change		
Adult Criminal	105	▲	+31.3%	+25		
Child Dependency	5	▼	-16.7%	-1		
Child in Need of Services/Supervision	8	▲	+700.0%	+7		
Custody and Visitation	115	▲	-16.7%	-23		
Delinquency	15	▼	-60.5%	-23		
New to Workload Study	0	▼	-100.0%	-1		
Other	74	▲	+146.7%	+44		
Protective Orders	34	▲	+17.2%	+5		
Support	65	▲	+97.0%	+32		
Traffic	16	▲	+45.5%	+5		
GRAND TOTAL			437	▲	19.1%	+70

* Compared to same time period as previous year
 5/15/2024 1:07:18PM

** Case Type Categories are defined in the 2017 Virginia Judicial Workload Assessment
 Source: SCV-SQL-Information

2024 Overall GRAND TOTAL		Distribution of Caseload				Change*		Percentage (%) of Caseload		
144 +21 17.1% 	Adult	52	36%	33.3% ▲	+13	Adult	2023	2024		
	Juvenile	92	64%	9.5% ▲	+8	Juvenile	31.7%	36.1%		
GRAND TOTAL		144	100%	17.1% ▲	+21	GRAND TOTAL	100%	100%		

Filings by Division & Code

Division	Case Type Description	Code	Summary	Change	% Change	Absolute Change	
Adult	Misdemeanor	CM	16	▲	+433.3%	+13	
	Other	OT	9	▲	+125.0%	+5	
	Civil Support	VS	8	▼	-46.7%	-7	
	Show Cause	SC	8	▲	-11.1%	-1	
	Family Abuse - Protective Order	FP	5	▲	+25.0%	+1	
	Capias	CA	4	▲	+33.3%	+1	
	Felony	CF	1	▲	-	+1	
	Motion - Protective Order	MP	1	▲	-	+1	
	Non-Family Abuse Protective Order	AP	0	▼	-100.0%	-1	
	Total			52	▲	33.3%	+13
Juvenile	Custody Visitation	CV	64	▲	+64.1%	+25	
	Abuse and Neglect	AN	7	▼	-30.0%	-3	
	Status	ST	7	▲	+250.0%	+5	
	Traffic	T	4	↔	-	-	
	Permanency Planning	PH	3	▲	+200.0%	+2	
	Misdemeanor	DM	2	▼	-60.0%	-3	
	Felony	DF	1	▼	-75.0%	-3	
	Foster Care Review	FC	1	↔	-	-	
	Initial Foster Care	IF	1	▼	-80.0%	-4	
	Other	OT	1	▲	-	+1	
	Paternity	PT	1	↔	-	-	
	Child In Need of Services	CS	0	▼	-100.0%	-1	
	Emergency Custody Order	EC	0	▼	-100.0%	-1	
	Entrustment	ET	0	▼	-100.0%	-1	
	Motion - Protective Order	MP	0	▼	-100.0%	-1	
	Show Cause	SC	0	▼	-100.0%	-2	
	Temporary Detention Order	TD	0	▼	-100.0%	-1	
	Truancy	TR	0	▼	-100.0%	-5	
	Total			92	▲	9.5%	+8
	GRAND TOTAL			144	▲	17.1%	+21

Filings by Major Case Category**

Category	Summary	Change	% Change	Absolute Change
Adult Criminal	26	▲	+85.7%	+12
Child Dependency	12	▼	-33.3%	-6
Child in Need of Services/Supervision	0	▼	-100.0%	-6
Custody and Visitation	65	▲	+62.5%	+25
Delinquency	3	▼	-72.7%	-8
Juvenile Miscellaneous	7	▲	+250.0%	+5
Other	10	▲	+66.7%	+4
Protective Orders	6	▲	-	0
Support	11	▲	-31.3%	-5
Traffic	4	↔	-	0
GRAND TOTAL	144	▲	17.1%	+21

* Compared to same time period as previous year
 5/15/2024 1:07:18PM

** Case Type Categories are defined in the 2017 Virginia Judicial Workload Assessment
 Source: SCV-SQL-Information

2024 Overall GRAND TOTAL		Distribution of Caseload		Change*		Percentage (%) of Caseload		
174 +8 4.8% 	Adult	90	52%	7.1%	▲	+6	2023	2024
	Juvenile	84	48%	2.4%	▲	+2	50.6%	51.7%
GRAND TOTAL		174	100%	4.8%	▲	+8	100%	100%

Filings by Division & Code

Division	Case Type Description	Code	Summary	Change	% Change	Absolute Change
Adult	Other	OT	23	▲	+4.5%	+1
	Misdemeanor	CM	18	▲	+12.5%	+2
	Civil Support	VS	17	▲	+30.8%	+4
	Show Cause	SC	10	▼	-41.2%	-7
	Family Abuse - Protective Order	FP	8	▲	+14.3%	+1
	Felony	CF	7	▲	+250.0%	+5
	Capias	CA	4	↔	-	-
	Motion - Protective Order	MP	1	▲	-	+1
	Remand Support	RS	1	↔	-	-
	Violation of Protective Order	PV	1	▼	-50.0%	-1
Total			90	▲	7.1%	+6
Juvenile	Custody Visitation	CV	50	▲	+16.3%	+7
	Misdemeanor	DM	5	▼	-54.5%	-6
	Abuse and Neglect	AN	4	▲	-	+4
	Foster Care Review	FC	4	▲	-	+4
	Initial Foster Care	IF	4	▲	-	+4
	Status	ST	3	▲	+50.0%	+1
	Truancy	TR	3	↔	-	-
	Remand Visitation	RV	2	▲	-	+2
	Show Cause	SC	2	▼	-83.3%	-10
	Traffic	T	2	↔	-	-
	Child In Need of Services	CS	1	▼	-66.7%	-2
	Felony	DF	1	▼	-66.7%	-2
	Paternity	PT	1	▲	-	+1
	Remand Custody	RC	1	▲	-	+1
	Temporary Detention Order	TD	1	▲	-	+1
	Civil Violation	CI	0	▼	-100.0%	-1
	Motion - Protective Order	MP	0	▼	-100.0%	-2
	Total			84	▲	2.4%
GRAND TOTAL			174	▲	4.8%	+8

Filings by Major Case Category**

Category	Summary	Change	% Change	Absolute Change	
Adult Criminal	38	▲	+2.7%	+1	
Child Dependency	12	▲	-	+12	
Child in Need of Services/Supervision	4	▼	-33.3%	-2	
Custody and Visitation	51	▲	+18.6%	+8	
Delinquency	8	▼	-69.2%	-18	
Juvenile Miscellaneous	3	▲	+50.0%	+1	
New to Workload Study	0	▼	-100.0%	-1	
Other	28	▲	+21.7%	+5	
Protective Orders	9	▲	-	0	
Support	19	▼	+11.8%	+2	
Traffic	2	↔	-	0	
GRAND TOTAL		174	▲	4.8%	+8

* Compared to same time period as previous year
 5/15/2024 1:07:18PM

** Case Type Categories are defined in the 2017 Virginia Judicial Workload Assessment
 Source: SCV-SQL-Information

2024 Overall GRAND TOTAL		Distribution of Caseload		Change*		Percentage (%) of Caseload			
359	-61 -14.5%	Adult	171 48%	-19.0%	▼	-40	Adult	50.2%	47.6%
2024		Juvenile	188 52%	-10.0%	▼	-21	Juvenile	49.8%	52.4%
2023		GRAND TOTAL	359 100%	-14.5%	▼	-61	GRAND TOTAL	100%	100%

Filings by Division & Code

Division	Case Type Description	Code	Summary	Change	% Change	Absolute Change
Adult	Show Cause	SC	41	▲	+241.7%	+29
	Misdemeanor	CM	40	▼	-46.7%	-35
	Civil Support	VS	27	▼	-25.0%	-9
	Family Abuse - Protective Order	FP	22	↔		-
	Other	OT	21	▲	-12.5%	-3
	Felony	CF	15	▼	-31.8%	-7
	Violation of Protective Order	PV	2	▼	-33.3%	-1
	Capias	CA	1	▼	-90.0%	-9
	Non-Family Abuse Protective Order	AP	1	▲	-	+1
	Remand Support	RS	1	▲	-	+1
	Motion - Protective Order	MP	0	▼	-100.0%	-7
	Total		171	▼	-19.0%	-40
Juvenile	Custody Visitation	CV	121	▲	+6.1%	+7
	Misdemeanor	DM	27	▼	-30.8%	-12
	Traffic	T	11	▼	-35.3%	-6
	Felony	DF	9	↔		-
	Paternity	PT	7	▲	+250.0%	+5
	Abuse and Neglect	AN	3	▲	+50.0%	+1
	Relief of Custody	CR	2	▲	-	+2
	Show Cause	SC	2	▼	-60.0%	-3
	Child In Need of Services	CS	1	↔		-
	Non-Family Abuse Protective Order	AP	1	▼	-66.7%	-2
	Permanency Planning	PH	1	▲	-	+1
	Status	ST	1	▼	-87.5%	-7
	Temporary Detention Order	TD	1	↔		-
	Truancy	TR	1	▲	-	+1
	Foster Care Review	FC	0	▼	-100.0%	-2
	Mental Commitment	MC	0	▼	-100.0%	-2
	Other	OT	0	▼	-100.0%	-2
	Terminate Parental Rights	TP	0	▼	-100.0%	-1
	Voluntary Continuing Services and Support Agreen	VA	0	▼	-100.0%	-1
	Total		188	▼	-10.0%	-21
	GRAND TOTAL		359	▼	-14.5%	-61

Filings by Major Case Category**

Category	Summary	Change	% Change	Absolute Change		
Adult Criminal	71	▼	-37.7%	-43		
Child Dependency	6	▲		0		
Child in Need of Services/Supervision	2	▲	+100.0%	+1		
Custody and Visitation	128	▲	+10.3%	+12		
Delinquency	38	▼	-28.3%	-15		
Juvenile Miscellaneous	1	▼	-87.5%	-7		
Other	23	▲	-20.7%	-6		
Protective Orders	24	▲	-25.0%	-8		
Support	55	▲	+25.0%	+11		
Traffic	11	▼	-35.3%	-6		
	GRAND TOTAL		359	▼	-14.5%	-61

* Compared to same time period as previous year
 5/15/2024 1:07:18PM

** Case Type Categories are defined in the 2017 Virginia Judicial Workload Assessment
 Source: SCV-SQL-Information

2024 Overall GRAND TOTAL		Distribution of Caseload			Change*		Percentage (%) of Caseload		
1,257	-331 -20.8%	Adult	682	54%	-11.9% ▼	-92	Adult	48.7%	54.3%
2024		Juvenile	575	46%	-29.4% ▼	-239	Juvenile	51.3%	45.7%
2023		GRAND TOTAL	1,257	100%	-20.8% ▼	-331	GRAND TOTAL	100%	100%

Filings by Division & Code

Division	Case Type Description	Code	Summary	Change	% Change	Absolute Change	
Adult	Misdemeanor	CM	151	▼	-3.2%	-5	
	Other	OT	127	▼	-5.9%	-8	
	Show Cause	SC	126	▼	-29.6%	-53	
	Civil Support	VS	86	▼	-27.7%	-33	
	Felony	CF	75	▲	+29.3%	+17	
	Capias	CA	46	▼	+43.8%	+14	
	Family Abuse - Protective Order	FP	34	▼	-26.1%	-12	
	Remand Support	RS	16	▼	-48.4%	-15	
	Motion - Protective Order	MP	9	▲	+28.6%	+2	
	Violation of Protective Order	PV	9	▲	+50.0%	+3	
	Non-Family Abuse Protective Order	AP	2	▲	-	+2	
	Bond Forfeiture	BF	1	▼	-66.7%	-2	
	Restricted License for Non-Support	SL	0	▼	-100.0%	-2	
	Total		682	▼	-11.9%	-92	
Juvenile	Custody Visitation	CV	299	▼	-37.6%	-180	
	Misdemeanor	DM	43	▼	-46.3%	-37	
	Show Cause	SC	32	▼	-15.8%	-6	
	Remand Custody	RC	31	▼	-27.9%	-12	
	Remand Visitation	RV	31	▼	-29.5%	-13	
	Terminate Parental Rights	TP	15	▲	-	+15	
	Truancy	TR	15	▼	-31.8%	-7	
	Permanency Planning	PH	14	▲	+1,300.0%	+13	
	Felony	DF	13	▲	+18.2%	+2	
	Status	ST	13	▼	-31.6%	-6	
	Traffic	T	10	▲	+66.7%	+4	
	Special Immigrant Juvenile Status	SI	9	▲	+200.0%	+6	
	Motion - Protective Order	MP	8	▲	+14.3%	+1	
	Civil Violation	CI	6	▲	+100.0%	+3	
	Foster Care Review	FC	6	▼	-45.5%	-5	
	Temporary Detention Order	TD	6	▲	+500.0%	+5	
	Abuse and Neglect	AN	5	▼	-50.0%	-5	
	Non-Family Abuse Protective Order	AP	5	▼	-28.6%	-2	
	Other	OT	5	▲	+66.7%	+2	
	Paternity	PT	4	▼	-73.3%	-11	
	Emergency Custody Order	EC	2	▼	-50.0%	-2	
	Family Abuse - Protective Order	FP	1	▲	-	+1	
	Violation of Protective Order	PV	1	▲	-	+1	
	Voluntary Continuing Services and Support Agreem	VA	1	▲	-	+1	
	Capias	CA	0	▼	-100.0%	-1	
	Child In Need of Services	CS	0	▼	-100.0%	-1	
	Entrustment	ET	0	▼	-100.0%	-1	
	Initial Foster Care	IF	0	▼	-100.0%	-4	
		Total		575	▼	-29.4%	-239
	GRAND TOTAL			1,257	▼	-20.8%	-331

Filings by Major Case Category**

Category	Summary	Change	% Change	Absolute Change
Adult Criminal	389	▲	+3.5%	+13
Child Dependency	41	▲	+51.9%	+14

* Compared to same time period as previous year
 5/15/2024 1:07:18PM

** Case Type Categories are defined in the 2017 Virginia Judicial Workload Assessment
 Source: SCV-SQL-Information

CPSS - JCMS CASELOAD STATISTICS OF THE JUVENILE & DOMESTIC RELATIONS DISTRICT COURTS
 January 2024 thru April 2024 Filings (Compared to January 2023 thru April 2023)

Child in Need of Services/Supervision	15	▼	-34.8%	-8
Custody and Visitation	303	▼	-38.7%	-191
Delinquency	89	▲	-31.5%	-41
Juvenile Miscellaneous	13	▼	-31.6%	-6
New to Workload Study	15	▲	+150.0%	+9
Other	218	▲	-16.5%	-43
Protective Orders	59	▲	-11.9%	-8
Support	105	▼	-41.3%	-74
Traffic	10	▲	+66.7%	+4
GRAND TOTAL	1,257	▼	-20.8%	-331

2024 Overall GRAND TOTAL		Distribution of Caseload		Change*		Percentage (%) of Caseload		
1,388	+317 29.6%	Adult	694 50%	27.1% ▲	+148	Adult	51.0%	50.0%
2024		Juvenile	694 50%	32.2% ▲	+169	Juvenile	49.0%	50.0%
2023		GRAND TOTAL	1,388 100%	29.6% ▲	+317	GRAND TOTAL	100%	100%

Filings by Division & Code

Division	Case Type Description	Code	Summary	Change	% Change	Absolute Change
Adult	Misdemeanor	CM	163	▲	+16.4%	+23
	Civil Support	VS	125	▲	+20.2%	+21
	Show Cause	SC	124	▲	+82.4%	+56
	Other	OT	83	▼	+6.4%	+5
	Felony	CF	81	▲	+50.0%	+27
	Capias	CA	41	▲	+70.8%	+17
	Family Abuse - Protective Order	FP	41	▼	-16.3%	-8
	Remand Support	RS	16	▼	-23.8%	-5
	Motion - Protective Order	MP	12	▲	+140.0%	+7
	Non-Family Abuse Protective Order	AP	7	▲	+600.0%	+6
	Restricted License for Non-Support	SL	1	▼	-50.0%	-1
	Total		694	▲	27.1%	+148
Juvenile	Custody Visitation	CV	356	▲	+15.6%	+48
	Misdemeanor	DM	131	▲	+84.5%	+60
	Felony	DF	54	▲	+217.6%	+37
	Abuse and Neglect	AN	18	▲	+800.0%	+16
	Remand Custody	RC	18	▼	-25.0%	-6
	Remand Visitation	RV	18	▼	-25.0%	-6
	Traffic	T	18	▼	-14.3%	-3
	Other	OT	10	▲	-	+10
	Terminate Parental Rights	TP	10	▲	+100.0%	+5
	Permanency Planning	PH	9	▲	+12.5%	+1
	Truancy	TR	9	▼	-25.0%	-3
	Show Cause	SC	8	▲	-27.3%	-3
	Foster Care Review	FC	6	▲	+500.0%	+5
	Non-Family Abuse Protective Order	AP	5	▲	+400.0%	+4
	Status	ST	5	▼	-16.7%	-1
	Civil Violation	CI	4	↔	-	-
	Initial Foster Care	IF	3	▲	-	+3
	Emergency Custody Order	EC	2	▲	-	+2
	Family Abuse - Protective Order	FP	2	▲	-	+2
	Paternity	PT	2	▼	-50.0%	-2
	Temporary Detention Order	TD	2	▲	+100.0%	+1
	Capias	CA	1	↔	-	-
	Child In Need of Services	CS	1	↔	-	-
	Qualified Residential Treatment	QR	1	↔	-	-
	Voluntary Continuing Services and Support Agree	VA	1	▲	-	+1
	Child at Risk	RI	0	▼	-100.0%	-1
	Special Immigrant Juvenile Status	SI	0	▼	-100.0%	-1
		Total		694	▲	32.2%
	GRAND TOTAL		1,388	▲	29.6%	+317

Filings by Major Case Category**

Category	Summary	Change	% Change	Absolute Change
Adult Criminal	388	▲	+40.6%	+112
Child Dependency	48	▲	+166.7%	+30
Child in Need of Services/Supervision	11	▲	-15.4%	-2
Custody and Visitation	358	▼	+14.7%	+46
Delinquency	193	▲	+93.0%	+93

* Compared to same time period as previous year
 5/15/2024 1:07:18PM

** Case Type Categories are defined in the 2017 Virginia Judicial Workload Assessment
 Source: SCV-SQL-Information

CPSS - JCMS CASELOAD STATISTICS OF THE JUVENILE & DOMESTIC RELATIONS DISTRICT COURTS
 January 2024 thru April 2024 Filings (Compared to January 2023 thru April 2023)

York

District: 9 FIPS: 199

Juvenile Miscellaneous	5	▼	-16.7%	-1
New to Workload Study	4	▼	-20.0%	-1
Other	149	▲	+0.7%	+1
Protective Orders	67	▲	+19.6%	+11
Support	147	▲	+26.7%	+31
Traffic	18	▼	-14.3%	-3
GRAND TOTAL	1,388	▲	29.6%	+317

2024 Overall GRAND TOTAL		Distribution of Caseload			Change*		Percentage (%) of Caseload		
464	-15 -3.1%	Adult	232	50%	19.6% ▲	+38	Adult	40.5%	50.0%
2024		Juvenile	232	50%	-18.6% ▼	-53	Juvenile	59.5%	50.0%
2023		GRAND TOTAL	464	100%	-3.1% ▼	-15	GRAND TOTAL	100%	100%

Filings by Division & Code

Division	Case Type Description	Code	Summary	Change	% Change	Absolute Change
Adult	Felony	CF	66	▲	+230.0%	+46
	Misdemeanor	CM	53	▲	+65.6%	+21
	Other	OT	30	▼	-21.1%	-8
	Civil Support	VS	28	▼	-34.9%	-15
	Show Cause	SC	20	▼	-20.0%	-5
	Family Abuse - Protective Order	FP	18	▼	-18.2%	-4
	Capias	CA	8	▲	+60.0%	+3
	Motion - Protective Order	MP	6	▲	+20.0%	+1
	Non-Family Abuse Protective Order	AP	1	▼	-50.0%	-1
	Remand Support	RS	1	↔		-
	Violation of Protective Order	PV	1	▲	-	+1
	Violation Family Abuse Protective Order	PS	0	▼	-100.0%	-1
	Total			232	▲	19.6%
Juvenile	Custody Visitation	CV	114	▼	-31.3%	-52
	Misdemeanor	DM	35	▲	+25.0%	+7
	Truancy	TR	30	▲	+42.9%	+9
	Status	ST	9	▲	-	+9
	Foster Care Review	FC	5	▼	-37.5%	-3
	Traffic	T	5	↔		-
	Abuse and Neglect	AN	4	▼	-60.0%	-6
	Felony	DF	4	▼	-71.4%	-10
	Permanency Planning	PH	4	▼	-33.3%	-2
	Relief of Custody	CR	4	▲	+300.0%	+3
	Remand Custody	RC	4	▲	+100.0%	+2
	Remand Visitation	RV	4	▲	+100.0%	+2
	Non-Family Abuse Protective Order	AP	3	▼	-57.1%	-4
	Initial Foster Care	IF	2	▼	-50.0%	-2
	Child In Need of Services	CS	1	▼	-66.7%	-2
	Other	OT	1	▲	-	+1
	Paternity	PT	1	▼	-50.0%	-1
	Temporary Detention Order	TD	1	▼	-66.7%	-2
	Terminate Parental Rights	TP	1	▲	-	+1
	Motion - Protective Order	MP	0	▼	-100.0%	-2
Voluntary Continuing Services and Support Agreen	VA	0	▼	-100.0%	-1	
Total			232	▼	-18.6%	-53
GRAND TOTAL			464	▼	-3.1%	-15

Filings by Major Case Category**

Category	Summary	Change	% Change	Absolute Change
Adult Criminal	141	▲	+90.5%	+67
Child Dependency	20	▲	-33.3%	-10
Child in Need of Services/Supervision	31	▼	+29.2%	+7
Custody and Visitation	115	▼	-31.5%	-53
Delinquency	39	▼	-7.1%	-3
Juvenile Miscellaneous	9	▲	-	+9
Other	41	▲	-10.9%	-5
Protective Orders	28	▼	-26.3%	-10
Support	35	▼	-32.7%	-17

* Compared to same time period as previous year
 5/15/2024 1:07:18PM

** Case Type Categories are defined in the 2017 Virginia Judicial Workload Assessment
 Source: SCV-SQL-Information

Traffic	5	↔		0
GRAND TOTAL	464	▼	-3.1%	-15

2024 Overall GRAND TOTAL		Distribution of Caseload		Change*		Percentage (%) of Caseload			
292	+17 6.2%	Adult	156	53%	9.1% ▲	+13	Adult	52.0%	53.4%
2024		Juvenile	136	47%	3.0% ▲	+4	Juvenile	48.0%	46.6%
2023		GRAND TOTAL	292	100%	6.2% ▲	+17	GRAND TOTAL	100%	100%

Filings by Division & Code

Division	Case Type Description	Code	Summary	Change	% Change	Absolute Change
Adult	Other	OT	39	▲	+95.0%	+19
	Misdemeanor	CM	33	▼	-19.5%	-8
	Civil Support	VS	20	▲	+17.6%	+3
	Show Cause	SC	20	▼	-13.0%	-3
	Felony	CF	19	▲	+137.5%	+11
	Family Abuse - Protective Order	FP	17	▲	+13.3%	+2
	Capias	CA	5	▼	-66.7%	-10
	Motion - Protective Order	MP	2	↔		-
	Non-Family Abuse Protective Order	AP	1	▲	-	+1
	Protective Order	PC	0	▼	-100.0%	-2
	Total		156	▲	9.1%	+13
Juvenile	Custody Visitation	CV	88	▲	+23.9%	+17
	Traffic	T	18	▲	+157.1%	+11
	Misdemeanor	DM	7	▼	-41.7%	-5
	Truancy	TR	5	▼	-72.2%	-13
	Abuse and Neglect	AN	3	▼	-50.0%	-3
	Initial Foster Care	IF	3	▲	-	+3
	Paternity	PT	3	▲	+50.0%	+1
	Show Cause	SC	3	▲		-
	Foster Care Review	FC	2	↔		-
	Temporary Detention Order	TD	2	↔		-
	Felony	DF	1	▼	-83.3%	-5
	Other	OT	1	▲	-	+1
	Civil Violation	CI	0	▼	-100.0%	-2
	Permanency Planning	PH	0	▼	-100.0%	-1
		Total		136	▲	3.0%
GRAND TOTAL			292	▲	6.2%	+17

Filings by Major Case Category**

Category	Summary	Change	% Change	Absolute Change	
Adult Criminal	71	▼	-5.3%	-4	
Child Dependency	8	▲	-11.1%	-1	
Child in Need of Services/Supervision	6	▼	-71.4%	-15	
Custody and Visitation	91	▲	+24.7%	+18	
Delinquency	10	▲	-44.4%	-8	
New to Workload Study	0	▼	-100.0%	-2	
Other	42	▲	+90.9%	+20	
Protective Orders	20	▲	+17.6%	+3	
Support	26	▼	-16.1%	-5	
Traffic	18	▲	+157.1%	+11	
GRAND TOTAL		292	▲	6.2%	+17

* Compared to same time period as previous year
 5/15/2024 1:07:18PM

** Case Type Categories are defined in the 2017 Virginia Judicial Workload Assessment
 Source: SCV-SQL-Information

2024 Overall GRAND TOTAL		Distribution of Caseload		Change*		Percentage (%) of Caseload		
198 +8 4.2% 	Adult	98	49%	-6.7%	▼	-7	2023	2024
	Juvenile	100	51%	17.6%	▲	+15	55.3%	49.5%
	GRAND TOTAL	198	100%	4.2%	▲	+8	100%	100%

Filings by Division & Code

Division	Case Type Description	Code	Summary	Change	% Change	Absolute Change
Adult	Civil Support	VS	25	▲	+4.2%	+1
	Other	OT	24	▲	+26.3%	+5
	Show Cause	SC	15	▲	+87.5%	+7
	Family Abuse - Protective Order	FP	11	▼	-8.3%	-1
	Misdemeanor	CM	8	▼	-65.2%	-15
	Motion - Protective Order	MP	5	▲	+150.0%	+3
	Felony	CF	4	▼	-33.3%	-2
	Capias	CA	3	▼	-62.5%	-5
	Non-Family Abuse Protective Order	AP	2	▼	-33.3%	-1
	Violation Family Abuse Protective Order	PS	1	▲	-	+1
	Total		98	▼	-6.7%	-7
Juvenile	Custody Visitation	CV	61	▲	+19.6%	+10
	Misdemeanor	DM	11	▲	+22.2%	+2
	Abuse and Neglect	AN	4	▲	-	+4
	Felony	DF	4	▲	+300.0%	+3
	Traffic	T	4	▼	-42.9%	-3
	Other	OT	3	▲	-	+3
	Non-Family Abuse Protective Order	AP	2	↔	-	-
	Paternity	PT	2	▲	+100.0%	+1
	Temporary Detention Order	TD	2	▲	-	+2
	Terminate Parental Rights	TP	2	↔	-	-
	Truancy	TR	2	↔	-	-
	Emergency Custody Order	EC	1	▲	-	+1
	Foster Care Review	FC	1	▼	-75.0%	-3
	Permanency Planning	PH	1	▼	-66.7%	-2
	Initial Foster Care	IF	0	▼	-100.0%	-1
	Qualified Residential Treatment	QR	0	▼	-100.0%	-1
	Voluntary Continuing Services and Support Aqreen	VA	0	▼	-100.0%	-1
		Total		100	▲	17.6%
GRAND TOTAL			198	▲	4.2%	+8

Filings by Major Case Category**

Category	Summary	Change	% Change	Absolute Change		
Adult Criminal	30	▲	-33.3%	-15		
Child Dependency	8	▲	-33.3%	-4		
Child in Need of Services/Supervision	2	↔	-	0		
Custody and Visitation	63	▲	+21.2%	+11		
Delinquency	15	▲	+50.0%	+5		
Other	30	▲	+57.9%	+11		
Protective Orders	20	▲	+5.3%	+1		
Support	26	▲	+8.3%	+2		
Traffic	4	▼	-42.9%	-3		
GRAND TOTAL			198	▲	4.2%	+8

2024 Overall GRAND TOTAL		Distribution of Caseload		Change*		Percentage (%) of Caseload			
172	+26 17.8%	Adult	102	59%	41.7% ▲	+30	Adult	49.3%	59.3%
2024	↑	Juvenile	70	41%	-5.4% ▼	-4	Juvenile	50.7%	40.7%
2023		GRAND TOTAL	172	100%	17.8% ▲	+26	GRAND TOTAL	100%	100%

Filings by Division & Code

Division	Case Type Description	Code	Summary	Change	% Change	Absolute Change
Adult	Show Cause	SC	24	▲	+84.6%	+11
	Civil Support	VS	21	▲	+110.0%	+11
	Family Abuse - Protective Order	FP	15	▲	+650.0%	+13
	Misdemeanor	CM	15	▼	-11.8%	-2
	Other	OT	10	▼	-44.4%	-8
	Capias	CA	7	▲	-	-
	Felony	CF	5	▲	+150.0%	+3
	Motion - Protective Order	MP	3	▲	-	+3
	Non-Family Abuse Protective Order	AP	1	↔	-	-
	Violation of Protective Order	PV	1	▼	-50.0%	-1
	Total		102	▲	41.7%	+30
Juvenile	Custody Visitation	CV	41	▼	-10.9%	-5
	Misdemeanor	DM	9	▲	+50.0%	+3
	Motion - Protective Order	MP	6	▲	+500.0%	+5
	Truancy	TR	4	▲	+100.0%	+2
	Traffic	T	3	▼	-40.0%	-2
	Family Abuse - Protective Order	FP	2	▲	-	+2
	Abuse and Neglect	AN	1	▼	-75.0%	-3
	Capias	CA	1	▲	-	+1
	Child In Need of Services	CS	1	▲	-	+1
	Paternity	PT	1	▲	-	+1
	Relief of Custody	CR	1	▲	-	+1
	Civil Violation	CI	0	▼	-100.0%	-1
	Felony	DF	0	▼	-100.0%	-1
	Foster Care Review	FC	0	▼	-100.0%	-2
	Permanency Planning	PH	0	▼	-100.0%	-1
	Show Cause	SC	0	▼	-100.0%	-2
	Status	ST	0	▼	-100.0%	-2
	Temporary Detention Order	TD	0	▼	-100.0%	-1
		Total		70	▼	-5.4%
GRAND TOTAL			172	▲	17.8%	+26

Filings by Major Case Category**

Category	Summary	Change	% Change	Absolute Change
Adult Criminal	40	▲	+8.1%	+3
Child Dependency	2	▲	-71.4%	-5
Child in Need of Services/Supervision	5	▲	+150.0%	+3
Custody and Visitation	43	▲	-6.5%	-3
Delinquency	9	▼	-	0
Juvenile Miscellaneous	0	▼	-100.0%	-2
New to Workload Study	0	▼	-100.0%	-1
Other	10	▼	-47.4%	-9
Protective Orders	27	▲	+575.0%	+23
Support	33	▲	+135.7%	+19
Traffic	3	▼	-40.0%	-2
GRAND TOTAL	172	▲	17.8%	+26

* Compared to same time period as previous year
 5/15/2024 1:07:18PM

** Case Type Categories are defined in the 2017 Virginia Judicial Workload Assessment
 Source: SCV-SQL-Information

2024 Overall GRAND TOTAL		Distribution of Caseload			Change*		Percentage (%) of Caseload		
615	-162 -20.8%	Adult	333	54%	-25.0% ▼	-111	Adult	57.1%	54.1%
2024		Juvenile	282	46%	-15.3% ▼	-51	Juvenile	42.9%	45.9%
2023		GRAND TOTAL	615	100%	-20.8% ▼	-162	GRAND TOTAL	100%	100%

Filings by Division & Code

Division	Case Type Description	Code	Summary	Change	% Change	Absolute Change
Adult	Misdemeanor	CM	84	▼	-30.6%	-37
	Civil Support	VS	76	▼	-26.9%	-28
	Other	OT	61	▼	-3.2%	-2
	Show Cause	SC	53	▼	-33.8%	-27
	Family Abuse - Protective Order	FP	26	▼	-18.8%	-6
	Capias	CA	14	▲	+55.6%	+5
	Felony	CF	13	▼	-43.5%	-10
	Violation Family Abuse Protective Order	PS	3	▲	+200.0%	+2
	Motion - Protective Order	MP	1	↔	-	-
	Non-Family Abuse Protective Order	AP	1	▼	-66.7%	-2
	Violation of Protective Order	PV	1	▲	-	+1
	Criminal Support	CS	0	▼	-100.0%	-4
	Remand Support	RS	0	▼	-100.0%	-1
	Restricted License for Non-Support	SL	0	▼	-100.0%	-2
	Total		333	▼	-25.0%	-111
Juvenile	Custody Visitation	CV	150	▼	-14.3%	-25
	Misdemeanor	DM	48	▼	-4.0%	-2
	Felony	DF	25	▼	-7.4%	-2
	Traffic	T	12	▼	-20.0%	-3
	Paternity	PT	9	▼	-50.0%	-9
	Civil Violation	CI	4	▲	+300.0%	+3
	Emergency Custody Order	EC	4	▲	+100.0%	+2
	Motion - Protective Order	MP	4	▼	-33.3%	-2
	Permanency Planning	PH	4	↔	-	-
	Truancy	TR	4	▲	+100.0%	+2
	Child In Need of Services	CS	3	▲	-	+3
	Non-Family Abuse Protective Order	AP	3	▲	+50.0%	+1
	Voluntary Continuing Services and Support Agree	VA	3	▼	-25.0%	-1
	Relief of Custody	CR	2	▼	-33.3%	-1
	Temporary Detention Order	TD	2	↔	-	-
	Abuse and Neglect	AN	1	▼	-66.7%	-2
	Family Abuse - Protective Order	FP	1	▲	-	+1
	Foster Care Review	FC	1	▼	-85.7%	-6
	Initial Foster Care	IF	1	▲	-	+1
	Qualified Residential Treatment	QR	1	▲	-	+1
	Other	OT	0	▼	-100.0%	-3
	Remand Custody	RC	0	▼	-100.0%	-4
	Status	ST	0	▼	-100.0%	-4
	Terminate Parental Rights	TP	0	▼	-100.0%	-1
	Total		282	▼	-15.3%	-51
	GRAND TOTAL		615	▼	-20.8%	-162

Filings by Major Case Category**

Category	Summary	Change	% Change	Absolute Change
Adult Criminal	154	▲	-27.7%	-59
Child Dependency	13	▲	-40.9%	-9
Child in Need of Services/Supervision	7	▲	+250.0%	+5
Custody and Visitation	159	▼	-17.6%	-34
Delinquency	73	▼	-5.2%	-4

* Compared to same time period as previous year
 5/15/2024 1:07:18PM

** Case Type Categories are defined in the 2017 Virginia Judicial Workload Assessment
 Source: SCV-SQL-Information

CPSS - JCMS CASELOAD STATISTICS OF THE JUVENILE & DOMESTIC RELATIONS DISTRICT COURTS
 January 2024 thru April 2024 Filings (Compared to January 2023 thru April 2023)

Juvenile Miscellaneous	0	▼	-100.0%	-4
New to Workload Study	4	▲	+300.0%	+3
Other	67	▼	-10.7%	-8
Protective Orders	36	▲	-18.2%	-8
Support	90	▼	-31.3%	-41
Traffic	12	▼	-20.0%	-3
GRAND TOTAL	615	▼	-20.8%	-162

2024 Overall GRAND TOTAL		Distribution of Caseload		Change*		Percentage (%) of Caseload		
261	+12 4.8%	Adult	131 50%	-3.7% ▼	-5	Adult	54.6%	50.2%
2024		Juvenile	130 50%	15.0% ▲	+17	Juvenile	45.4%	49.8%
2023		GRAND TOTAL	261 100%	4.8% ▲	+12	GRAND TOTAL	100%	100%

Filings by Division & Code

Division	Case Type Description	Code	Summary	Change	% Change	Absolute Change
Adult	Civil Support	VS	33	▲	+6.5%	+2
	Misdemeanor	CM	32	▲	+10.3%	+3
	Show Cause	SC	19	▲	-34.5%	-10
	Other	OT	18	▼	-5.3%	-1
	Family Abuse - Protective Order	FP	15	▲	+25.0%	+3
	Felony	CF	7	↔		-
	Capias	CA	3	▼	-40.0%	-2
	Motion - Protective Order	MP	2	↔		-
	Violation of Protective Order	PV	2	▲	-	+2
	Non-Family Abuse Protective Order	AP	0	▼	-100.0%	-2
	Total		131	▼	-3.7%	-5
Juvenile	Custody Visitation	CV	65	▲	+22.6%	+12
	Misdemeanor	DM	30	▲	+87.5%	+14
	Entrustment	ET	5	▲	-	+5
	Truancy	TR	5	▼	-54.5%	-6
	Permanency Planning	PH	4	▲	-	+4
	Status	ST	3	▼	-25.0%	-1
	Terminate Parental Rights	TP	3	▲	-	+3
	Child In Need of Services	CS	2	▲	+100.0%	+1
	Felony	DF	2	▼	-71.4%	-5
	Paternity	PT	2	▼	-50.0%	-2
	Show Cause	SC	2	▲	-	+2
	Traffic	T	2	▼	-50.0%	-2
	Abuse and Neglect	AN	1	▼	-66.7%	-2
	Civil Violation	CI	1	▲	-	+1
	Foster Care Review	FC	1	▼	-50.0%	-1
	Temporary Detention Order	TD	1	▲	-	+1
	Voluntary Continuing Services and Support Agreen	VA	1	↔		-
	Initial Foster Care	IF	0	▼	-100.0%	-3
	Non-Family Abuse Protective Order	AP	0	▼	-100.0%	-2
	Other	OT	0	▼	-100.0%	-2
	Total		130	▲	15.0%	+17
	GRAND TOTAL		261	▲	4.8%	+12

Filings by Major Case Category**

Category	Summary	Change	% Change	Absolute Change
Adult Criminal	59	▲	-13.2%	-9
Child Dependency	15	▲	+66.7%	+6
Child in Need of Services/Supervision	7	▲	-41.7%	-5
Custody and Visitation	67	▼	+17.5%	+10
Delinquency	34	▲	+47.8%	+11
Juvenile Miscellaneous	3	▼	-25.0%	-1
New to Workload Study	1	▲	-	+1
Other	19	▲	-9.5%	-2
Protective Orders	17	▼	-5.6%	-1
Support	37	▲	+12.1%	+4
Traffic	2	▼	-50.0%	-2

* Compared to same time period as previous year
 5/15/2024 1:07:18PM

** Case Type Categories are defined in the 2017 Virginia Judicial Workload Assessment
 Source: SCV-SQL-Information

GRAND TOTAL

261

▲

4.8%

+12

2024 Overall GRAND TOTAL		Distribution of Caseload			Change*		Percentage (%) of Caseload		
687 +2 0.3% 		Adult	344	50%	15.4% ▲	+46	Adult	43.5%	50.1%
		Juvenile	343	50%	-11.4% ▼	-44	Juvenile	56.5%	49.9%
		GRAND TOTAL	687	100%	0.3% ▲	+2	GRAND TOTAL	100%	100%

Filings by Division & Code

Division	Case Type Description	Code	Summary	Change	% Change	Absolute Change	
Adult	Misdemeanor	CM	76	▲	+49.0%	+25	
	Civil Support	VS	66	▼	-16.5%	-13	
	Show Cause	SC	62	▲	+29.2%	+14	
	Other	OT	48	▲	+2.1%	+1	
	Family Abuse - Protective Order	FP	37	▲	+32.1%	+9	
	Felony	CF	26	▲	+23.8%	+5	
	Capias	CA	14	▲	+40.0%	+4	
	Motion - Protective Order	MP	6	▲	+50.0%	+2	
	Non-Family Abuse Protective Order	AP	3	↔	-	-	
	Protective Order	PC	2	▲	-	+2	
	Violation of Protective Order	PV	2	▼	-33.3%	-1	
	Remand Support	RS	1	↔	-	-	
	Violation Family Abuse Protective Order	PS	1	▲	-	+1	
	Bond Forfeiture	BF	0	▼	-100.0%	-2	
	Restricted License for Non-Support	SL	0	▼	-100.0%	-1	
	Total		344	▲	15.4%	+46	
Juvenile	Custody Visitation	CV	176	▼	-6.4%	-12	
	Misdemeanor	DM	53	▼	-19.7%	-13	
	Paternity	PT	23	▲	+9.5%	+2	
	Motion - Protective Order	MP	19	▼	-32.1%	-9	
	Traffic	T	15	▼	-34.8%	-8	
	Truancy	TR	14	▲	+366.7%	+11	
	Status	ST	8	▲	+100.0%	+4	
	Child In Need of Services	CS	6	▼	-14.3%	-1	
	Felony	DF	6	▼	-33.3%	-3	
	Permanency Planning	PH	5	▲	+66.7%	+2	
	Initial Foster Care	IF	3	▼	-40.0%	-2	
	Terminate Parental Rights	TP	3	↔	-	-	
	Abuse and Neglect	AN	2	▼	-80.0%	-8	
	Emergency Custody Order	EC	2	▲	-	+2	
	Foster Care Review	FC	2	↔	-	-	
	Civil Violation	CI	1	▲	-	+1	
	Non-Family Abuse Protective Order	AP	1	↔	-	-	
	Relief of Custody	CR	1	▼	-80.0%	-4	
	Remand Custody	RC	1	▼	-50.0%	-1	
	Remand Visitation	RV	1	▼	-50.0%	-1	
	Voluntary Continuing Services and Support Agree	VA	1	▲	-	+1	
	Child at Risk	RI	0	▼	-100.0%	-1	
	Entrustment	ET	0	▼	-100.0%	-2	
	Qualified Residential Treatment	QR	0	▼	-100.0%	-1	
	Temporary Detention Order	TD	0	▼	-100.0%	-1	
		Total		343	▼	-11.4%	-44
	GRAND TOTAL			687	▲	0.3%	+2

Filings by Major Case Category**

Category	Summary	Change	% Change	Absolute Change
Adult Criminal	157	▲	+30.8%	+37
Child Dependency	17	▲	-46.9%	-15
Child in Need of Services/Supervision	20	▲	+100.0%	+10

Custody and Visitation	199	▲	-4.8%	-10
Delinquency	59	▼	-21.3%	-16
Juvenile Miscellaneous	8	▲	+100.0%	+4
New to Workload Study	1	▲	-	+1
Other	53	▲		0
Protective Orders	66	▲	+3.1%	+2
Support	92	▼	-3.2%	-3
Traffic	15	▼	-34.8%	-8
GRAND TOTAL	687	▲	0.3%	+2

2024 Overall GRAND TOTAL		Distribution of Caseload		Change*		Percentage (%) of Caseload		
333	-46 -12.1%	Adult	171 51%	-16.2% ▼	-33	Adult	53.8%	51.4%
2024		Juvenile	162 49%	-7.4% ▼	-13	Juvenile	46.2%	48.6%
2023		GRAND TOTAL	333 100%	-12.1% ▼	-46	GRAND TOTAL	100%	100%

Filings by Division & Code

Division	Case Type Description	Code	Summary	Change	% Change	Absolute Change
Adult	Civil Support	VS	56	▲	+24.4%	+11
	Other	OT	28	▼	-22.2%	-8
	Show Cause	SC	23	▼	-55.8%	-29
	Misdemeanor	CM	22	▼	-37.1%	-13
	Family Abuse - Protective Order	FP	20	▲	+53.8%	+7
	Capias	CA	10	▲	+25.0%	+2
	Felony	CF	9	▲	+12.5%	+1
	Motion - Protective Order	MP	2	▼	-33.3%	-1
	Protective Order	PC	1	▲	-	+1
	Non-Family Abuse Protective Order	AP	0	▼	-100.0%	-4
	Total		171	▼	-16.2%	-33
Juvenile	Custody Visitation	CV	100	▼	-18.7%	-23
	Misdemeanor	DM	23	▲	+53.3%	+8
	Traffic	T	13	▼	-27.8%	-5
	Paternity	PT	9	▲	+800.0%	+8
	Capias	CA	3	▲	+200.0%	+2
	Truancy	TR	3	▲	+200.0%	+2
	Child In Need of Services	CS	2	▼	-33.3%	-1
	Temporary Detention Order	TD	2	▲	+100.0%	+1
	Abuse and Neglect	AN	1	▼	-75.0%	-3
	Civil Violation	CI	1	▲	-	+1
	Emergency Custody Order	EC	1	▲	-	+1
	Felony	DF	1	▼	-83.3%	-5
	Foster Care Review	FC	1	▲	-	+1
	Motion - Protective Order	MP	1	▲	-	+1
	Show Cause	SC	1	▼	-50.0%	-1
		Total		162	▼	-7.4%
GRAND TOTAL			333	▼	-12.1%	-46

Filings by Major Case Category**

Category	Summary	Change	% Change	Absolute Change	
Adult Criminal	46	▲	-47.7%	-42	
Child Dependency	2	▲	-50.0%	-2	
Child in Need of Services/Supervision	5	▲	+25.0%	+1	
Custody and Visitation	109	▲	-12.1%	-15	
Delinquency	28	▲	+16.7%	+4	
New to Workload Study	1	▲	-	+1	
Other	31	▲	-16.2%	-6	
Protective Orders	23	▲	+15.0%	+3	
Support	75	▲	+25.0%	+15	
Traffic	13	▼	-27.8%	-5	
GRAND TOTAL		333	▼	-12.1%	-46

* Compared to same time period as previous year
 5/15/2024 1:07:18PM

** Case Type Categories are defined in the 2017 Virginia Judicial Workload Assessment
 Source: SCV-SQL-Information

2024 Overall GRAND TOTAL	Distribution of Caseload	Change*	Percentage (%) of Caseload																											
264 2024 ↑ 2023	<table border="1"> <tr> <td>Adult</td> <td>131</td> <td>50%</td> <td>10.1% ▲</td> <td>+12</td> </tr> <tr> <td>Juvenile</td> <td>133</td> <td>50%</td> <td>-6.3% ▼</td> <td>-9</td> </tr> <tr> <td>GRAND TOTAL</td> <td>264</td> <td>100%</td> <td>1.1% ▲</td> <td>+3</td> </tr> </table>	Adult	131	50%	10.1% ▲	+12	Juvenile	133	50%	-6.3% ▼	-9	GRAND TOTAL	264	100%	1.1% ▲	+3		<table border="1"> <tr> <td></td> <td>2023</td> <td>2024</td> </tr> <tr> <td>Adult</td> <td>45.6%</td> <td>49.6%</td> </tr> <tr> <td>Juvenile</td> <td>54.4%</td> <td>50.4%</td> </tr> <tr> <td>GRAND TOTAL</td> <td>100%</td> <td>100%</td> </tr> </table>		2023	2024	Adult	45.6%	49.6%	Juvenile	54.4%	50.4%	GRAND TOTAL	100%	100%
Adult	131	50%	10.1% ▲	+12																										
Juvenile	133	50%	-6.3% ▼	-9																										
GRAND TOTAL	264	100%	1.1% ▲	+3																										
	2023	2024																												
Adult	45.6%	49.6%																												
Juvenile	54.4%	50.4%																												
GRAND TOTAL	100%	100%																												

Filings by Division & Code

Division	Case Type Description	Code	Summary	Change	% Change	Absolute Change
Adult	Misdemeanor	CM	35	▲	+34.6%	+9
	Civil Support	VS	34	▲	+70.0%	+14
	Other	OT	22	▼	-15.4%	-4
	Show Cause	SC	13	▼	-35.0%	-7
	Capias	CA	9	▼	-10.0%	-1
	Family Abuse - Protective Order	FP	9	▼	-18.2%	-2
	Felony	CF	5	▲	+400.0%	+4
	Motion - Protective Order	MP	2	↔		-
	Non-Family Abuse Protective Order	AP	2	▲	+100.0%	+1
	Remand Support	RS	0	▼	-100.0%	-1
	Restricted License for Non-Support	SL	0	▼	-100.0%	-1
	Total		131	▲	10.1%	+12
Juvenile	Custody Visitation	CV	57	▼	-32.9%	-28
	Show Cause	SC	30	▲	+114.3%	+16
	Truancy	TR	18	▲	+125.0%	+10
	Misdemeanor	DM	7	▼	-30.0%	-3
	Felony	DF	5	▲	-	+5
	Terminate Parental Rights	TP	4	▲	-	+4
	Remand Custody	RC	2	▼	-60.0%	-3
	Special Immigrant Juvenile Status	SI	2	▲	-	+2
	Temporary Detention Order	TD	2	▲	-	+2
	Child In Need of Services	CS	1	▼	-50.0%	-1
	Foster Care Review	FC	1	↔		-
	Initial Foster Care	IF	1	▲	-	+1
	Paternity	PT	1	↔		-
	Status	ST	1	▲	-	+1
	Traffic	T	1	▼	-75.0%	-3
	Non-Family Abuse Protective Order	AP	0	▼	-100.0%	-2
	Other	OT	0	▼	-100.0%	-2
	Permanency Planning	PH	0	▼	-100.0%	-4
	Qualified Residential Treatment	QR	0	▼	-100.0%	-4
		Total		133	▼	-6.3%
GRAND TOTAL			264	▲	1.1%	+3

Filings by Major Case Category**

Category	Summary	Change	% Change	Absolute Change
Adult Criminal	59	▲	+13.5%	+7
Child Dependency	6	▲	-33.3%	-3
Child in Need of Services/Supervision	19	▲	+90.0%	+9
Custody and Visitation	58	▼	-32.6%	-28
Delinquency	42	▲	+75.0%	+18
Juvenile Miscellaneous	1	▲	-	+1
New to Workload Study	2	▲	-	+2
Other	26	▲	-23.5%	-8
Protective Orders	13	▼	-18.8%	-3
Support	37	▼	+42.3%	+11
Traffic	1	▼	-75.0%	-3

* Compared to same time period as previous year
 5/15/2024 1:07:18PM

** Case Type Categories are defined in the 2017 Virginia Judicial Workload Assessment
 Source: SCV-SQL-Information

GRAND TOTAL

264

▲

1.1%

+3

2024 Overall GRAND TOTAL		Distribution of Caseload		Change*		Percentage (%) of Caseload			
698 +27 4.0% 		Adult	351	50%	-3.0% ▼	-11	Adult	53.9%	50.3%
		Juvenile	347	50%	12.3% ▲	+38	Juvenile	46.1%	49.7%
		GRAND TOTAL	698	100%	4.0% ▲	+27	GRAND TOTAL	100%	100%

Filings by Division & Code

Division	Case Type Description	Code	Summary	Change	% Change	Absolute Change
Adult	Misdemeanor	CM	79	▼	-28.2%	-31
	Felony	CF	66	▲	+187.0%	+43
	Civil Support	VS	59	▼	-3.3%	-2
	Other	OT	56	▼	-16.4%	-11
	Show Cause	SC	52	▲	+15.6%	+7
	Capias	CA	23	▲	+53.3%	+8
	Family Abuse - Protective Order	FP	13	▼	-58.1%	-18
	Motion - Protective Order	MP	2	▼	-50.0%	-2
	Non-Family Abuse Protective Order	AP	1	▼	-83.3%	-5
		Total		351	▼	-3.0%
Juvenile	Custody Visitation	CV	207	▲	+1.0%	+2
	Misdemeanor	DM	66	▲	+94.1%	+32
	Traffic	T	22	▲	+22.2%	+4
	Abuse and Neglect	AN	14	▲	-	+14
	Foster Care Review	FC	10	▲	+233.3%	+7
	Felony	DF	4	▼	-76.5%	-13
	Terminate Parental Rights	TP	4	▼	-33.3%	-2
	Initial Foster Care	IF	3	▲	-	+3
	Paternity	PT	3	▼	-25.0%	-1
	Permanency Planning	PH	3	▼	-62.5%	-5
	Temporary Detention Order	TD	3	▲	+50.0%	+1
	Emergency Custody Order	EC	2	▲	+100.0%	+1
	Show Cause	SC	2	▼	-60.0%	-3
	Capias	CA	1	▼	-50.0%	-1
	Child In Need of Services	CS	1	▼	-50.0%	-1
	Relief of Custody	CR	1	▲	-	+1
	Truancy	TR	1	↔	-	-
	Non-Family Abuse Protective Order	AP	0	▼	-100.0%	-1
	Total		347	▲	12.3%	+38
GRAND TOTAL			698	▲	4.0%	+27

Filings by Major Case Category**

Category	Summary	Change	% Change	Absolute Change		
Adult Criminal	199	▲	+13.1%	+23		
Child Dependency	35	▲	+105.9%	+18		
Child in Need of Services/Supervision	2	▼	-33.3%	-1		
Custody and Visitation	210	▼	+0.5%	+1		
Delinquency	73	▼	+25.9%	+15		
Other	61	▲	-12.9%	-9		
Protective Orders	16	▼	-61.9%	-26		
Support	80	▲	+2.6%	+2		
Traffic	22	▲	+22.2%	+4		
GRAND TOTAL			698	▲	4.0%	+27

2024 Overall GRAND TOTAL		Distribution of Caseload		Change*		Percentage (%) of Caseload		
274	-89 -24.5%	Adult	153 56%	-1.3% ▼	-2	Adult	42.7%	55.8%
2024		Juvenile	121 44%	-41.8% ▼	-87	Juvenile	57.3%	44.2%
2023		GRAND TOTAL	274 100%	-24.5% ▼	-89	GRAND TOTAL	100%	100%

Filings by Division & Code

Division	Case Type Description	Code	Summary	Change	% Change	Absolute Change
Adult	Show Cause	SC	38	▲	+65.2%	+15
	Misdemeanor	CM	30	▲	+7.1%	+2
	Civil Support	VS	26	▼	-25.7%	-9
	Other	OT	22	▼	-33.3%	-11
	Capias	CA	14	▼	-	-
	Family Abuse - Protective Order	FP	8	▼	-42.9%	-6
	Motion - Protective Order	MP	5	▲	+400.0%	+4
	Felony	CF	4	▼	-33.3%	-2
	Violation of Protective Order	PV	3	▲	-	+3
	Non-Family Abuse Protective Order	AP	2	▲	+100.0%	+1
	Protective Order	PC	1	▲	-	+1
	Total		153	▼	-1.3%	-2
Juvenile	Custody Visitation	CV	51	▼	-55.3%	-63
	Misdemeanor	DM	22	▼	-15.4%	-4
	Truancy	TR	10	▼	-9.1%	-1
	Show Cause	SC	9	▼	-18.2%	-2
	Abuse and Neglect	AN	8	▲	+33.3%	+2
	Felony	DF	5	▲	+25.0%	+1
	Motion - Protective Order	MP	5	▲	-	+5
	Traffic	T	3	▼	-70.0%	-7
	Child In Need of Services	CS	2	▲	+100.0%	+1
	Temporary Detention Order	TD	2	▲	-	+2
	Voluntary Continuing Services and Support Agreem	VA	2	▼	-50.0%	-2
	Non-Family Abuse Protective Order	AP	1	▼	-50.0%	-1
	Other	OT	1	▼	-50.0%	-1
	Foster Care Review	FC	0	▼	-100.0%	-3
	Initial Foster Care	IF	0	▼	-100.0%	-1
	Paternity	PT	0	▼	-100.0%	-4
	Permanency Planning	PH	0	▼	-100.0%	-5
	Qualified Residential Treatment	QR	0	▼	-100.0%	-1
	Remand Custody	RC	0	▼	-100.0%	-1
	Status	ST	0	▼	-100.0%	-2
	Total		121	▼	-41.8%	-87
GRAND TOTAL			274	▼	-24.5%	-89

Filings by Major Case Category**

Category	Summary	Change	% Change	Absolute Change
Adult Criminal	74	▲	+25.4%	+15
Child Dependency	10	▼	-50.0%	-10
Child in Need of Services/Supervision	12	▲	-	0
Custody and Visitation	51	▼	-56.8%	-67
Delinquency	36	▼	-12.2%	-5
Juvenile Miscellaneous	0	▼	-100.0%	-2
Other	25	▲	-30.6%	-11
Protective Orders	21	▲	+16.7%	+3
Support	42	▲	-10.6%	-5
Traffic	3	▼	-70.0%	-7

* Compared to same time period as previous year
 5/15/2024 1:07:18PM

** Case Type Categories are defined in the 2017 Virginia Judicial Workload Assessment
 Source: SCV-SQL-Information

GRAND TOTAL

274



-24.5%

-89

2024 Overall GRAND TOTAL		Distribution of Caseload			Change*		Percentage (%) of Caseload		
1,067 +43 4.2% 		Adult	735	69%	19.9% ▲	+122	Adult	59.9%	68.9%
		Juvenile	332	31%	-19.2% ▼	-79	Juvenile	40.1%	31.1%
		GRAND TOTAL	1,067	100%	4.2% ▲	+43	GRAND TOTAL	100%	100%

Filings by Division & Code

Division	Case Type Description	Code	Summary	Change	% Change	Absolute Change	
Adult	Misdemeanor	CM	199	▲	+17.1%	+29	
	Other	OT	196	▲	+18.1%	+30	
	Civil Support	VS	128	▲	+68.4%	+52	
	Show Cause	SC	62	▼	-17.3%	-13	
	Capias	CA	52	▲	+15.6%	+7	
	Felony	CF	47	▲	+6.8%	+3	
	Family Abuse - Protective Order	FP	40	▲	+60.0%	+15	
	Violation of Protective Order	PV	5	▲	+150.0%	+3	
	Motion - Protective Order	MP	3	▼	-57.1%	-4	
	Bond Forfeiture	BF	2	▼	-33.3%	-1	
	Protective Order	PC	1	▲	-	+1	
		Total		735	▲	19.9%	+122
Juvenile	Custody Visitation	CV	173	▼	-13.1%	-26	
	Mental Commitment	MC	46	▼	-17.9%	-10	
	Misdemeanor	DM	35	↔	-	-	
	Felony	DF	15	▲	+15.4%	+2	
	Permanency Planning	PH	10	▲	+400.0%	+8	
	Show Cause	SC	9	▲	+12.5%	+1	
	Temporary Detention Order	TD	7	▲	+75.0%	+3	
	Emergency Custody Order	EC	5	▲	+400.0%	+4	
	Abuse and Neglect	AN	4	▼	-77.8%	-14	
	Status	ST	4	▲	-	+4	
	Traffic	T	4	▼	-76.5%	-13	
	Paternity	PT	3	▼	-66.7%	-6	
	Special Immigrant Juvenile Status	SI	3	▼	-25.0%	-1	
	Truancy	TR	3	▼	-78.6%	-11	
	Terminate Parental Rights	TP	2	▼	-50.0%	-2	
	Voluntary Continuing Services and Support Agreen	VA	2	▲	-	+2	
	Child In Need of Services	CS	1	↔	-	-	
	Civil Violation	CI	1	▲	-	+1	
	Emancipation	EP	1	▲	-	+1	
	Foster Care Review	FC	1	▼	-66.7%	-2	
	Initial Foster Care	IF	1	▼	-75.0%	-3	
	Non-Family Abuse Protective Order	AP	1	▼	-87.5%	-7	
	Other	OT	1	▼	-50.0%	-1	
	Family Abuse - Protective Order	FP	0	▼	-100.0%	-2	
	Qualified Residential Treatment	QR	0	▼	-100.0%	-1	
	Relief of Custody	CR	0	▼	-100.0%	-2	
	Remand Custody	RC	0	▼	-100.0%	-2	
	Remand Visitation	RV	0	▼	-100.0%	-2	
		Total		332	▼	-19.2%	-79
	GRAND TOTAL			1,067	▲	4.2%	+43

Filings by Major Case Category**

Category	Summary	Change	% Change	Absolute Change
Adult Criminal	325	▲	+10.9%	+32
Child Dependency	20	▲	-41.2%	-14
Child in Need of Services/Supervision	4	▼	-73.3%	-11
Custody and Visitation	176	▼	-15.4%	-32

* Compared to same time period as previous year
 5/15/2024 1:07:18PM

** Case Type Categories are defined in the 2017 Virginia Judicial Workload Assessment
 Source: SCV-SQL-Information

CPSS - JCMS CASELOAD STATISTICS OF THE JUVENILE & DOMESTIC RELATIONS DISTRICT COURTS
 January 2024 thru April 2024 Filings (Compared to January 2023 thru April 2023)

Petersburg

District: 11 FIPS: 730

Delinquency	59	▲	+5.4%	+3
Juvenile Miscellaneous	5	▲	-	+5
New to Workload Study	4	▲		0
Other	255	▲	+9.4%	+22
Protective Orders	44	▼	+4.8%	+2
Support	171	▲	+40.2%	+49
Traffic	4	▼	-76.5%	-13
GRAND TOTAL	1,067	▲	4.2%	+43

2024 Overall GRAND TOTAL	Distribution of Caseload	Change*	Percentage (%) of Caseload																								
362 +5 1.4% 	<table border="1"> <tr> <td>Adult</td> <td>198</td> <td>55%</td> <td>1.5% ▲</td> <td>+3</td> </tr> <tr> <td>Juvenile</td> <td>164</td> <td>45%</td> <td>1.2% ▲</td> <td>+2</td> </tr> <tr> <td>GRAND TOTAL</td> <td>362</td> <td>100%</td> <td>1.4% ▲</td> <td>+5</td> </tr> </table>	Adult	198	55%	1.5% ▲	+3	Juvenile	164	45%	1.2% ▲	+2	GRAND TOTAL	362	100%	1.4% ▲	+5		<table border="1"> <tr> <td>Adult</td> <td>2023: 54.6%</td> <td>2024: 54.7%</td> </tr> <tr> <td>Juvenile</td> <td>2023: 45.4%</td> <td>2024: 45.3%</td> </tr> <tr> <td>GRAND TOTAL</td> <td>100%</td> <td>100%</td> </tr> </table>	Adult	2023: 54.6%	2024: 54.7%	Juvenile	2023: 45.4%	2024: 45.3%	GRAND TOTAL	100%	100%
Adult	198	55%	1.5% ▲	+3																							
Juvenile	164	45%	1.2% ▲	+2																							
GRAND TOTAL	362	100%	1.4% ▲	+5																							
Adult	2023: 54.6%	2024: 54.7%																									
Juvenile	2023: 45.4%	2024: 45.3%																									
GRAND TOTAL	100%	100%																									

Filings by Division & Code

Division	Case Type Description	Code	Summary	Change	% Change	Absolute Change
Adult	Show Cause	SC	55	▼	-1.8%	-1
	Civil Support	VS	42	▲	+23.5%	+8
	Misdemeanor	CM	26	▼	-39.5%	-17
	Other	OT	22	▲		-
	Capias	CA	15	▲	+25.0%	+3
	Felony	CF	15	▲	+150.0%	+9
	Family Abuse - Protective Order	FP	10	▲	+42.9%	+3
	Remand Support	RS	7	▲	+16.7%	+1
	Motion - Protective Order	MP	3	▼	-25.0%	-1
	Non-Family Abuse Protective Order	AP	3	▼	-40.0%	-2
	Total		198	▲	1.5%	+3
Juvenile	Custody Visitation	CV	104	▲	+28.4%	+23
	Misdemeanor	DM	13	▲	+8.3%	+1
	Show Cause	SC	8	▲	-65.2%	-15
	Traffic	T	7	▼	-36.4%	-4
	Child In Need of Services	CS	6	▲	+50.0%	+2
	Truancy	TR	6	▲	+20.0%	+1
	Felony	DF	5	▼	-28.6%	-2
	Remand Custody	RC	3	▲	+50.0%	+1
	Remand Visitation	RV	3	▲	+50.0%	+1
	Civil Violation	CI	2	▲	-	+2
	Permanency Planning	PH	2	▲	+100.0%	+1
	Abuse and Neglect	AN	1	▼	-80.0%	-4
	Foster Care Review	FC	1	▼	-66.7%	-2
	Initial Foster Care	IF	1	▲	-	+1
	Other	OT	1	↔		-
	Voluntary Continuing Services and Support Agree	VA	1	▲	-	+1
	Non-Family Abuse Protective Order	AP	0	▼	-100.0%	-2
	Paternity	PT	0	▼	-100.0%	-1
	Qualified Residential Treatment	QR	0	▼	-100.0%	-1
	Status	ST	0	▼	-100.0%	-1
	Total		164	▲	1.2%	+2
GRAND TOTAL			362	▲	1.4%	+5

Filings by Major Case Category**

Category	Summary	Change	% Change	Absolute Change
Adult Criminal	90	▲	-8.2%	-8
Child Dependency	6	▲	-40.0%	-4
Child in Need of Services/Supervision	13	▲	+44.4%	+4
Custody and Visitation	104	▼	+26.8%	+22
Delinquency	25	▼	-40.5%	-17
Juvenile Miscellaneous	0	▼	-100.0%	-1
New to Workload Study	2	▲	-	+2
Other	36	▲	+9.1%	+3
Protective Orders	16	▼	-11.1%	-2
Support	63	▲	+18.9%	+10
Traffic	7	▼	-36.4%	-4

* Compared to same time period as previous year
 5/15/2024 1:07:18PM

** Case Type Categories are defined in the 2017 Virginia Judicial Workload Assessment
 Source: SCV-SQL-Information

GRAND TOTAL

362

▲

1.4%

+5

2024 Overall GRAND TOTAL		Distribution of Caseload			Change*		Percentage (%) of Caseload		
6,494	-416 -6.0%	Adult	3,293	51%	-1.7% ▼	-57	Adult	48.5%	50.7%
2024		Juvenile	3,201	49%	-10.1% ▼	-359	Juvenile	51.5%	49.3%
2023		GRAND TOTAL	6,494	100%	-6.0% ▼	-416	GRAND TOTAL	100%	100%

Filings by Division & Code

Division	Case Type Description	Code	Summary	Change	% Change	Absolute Change	
Adult	Civil Support	VS	825	▲	+19.2%	+133	
	Misdemeanor	CM	662	▼	-8.1%	-58	
	Show Cause	SC	568	▼	-3.2%	-19	
	Other	OT	478	▼	-10.5%	-56	
	Family Abuse - Protective Order	FP	269	▼	-12.1%	-37	
	Felony	CF	210	▼	-5.8%	-13	
	Capias	CA	161	▲	+22.9%	+30	
	Remand Support	RS	55	▼	-22.5%	-16	
	Motion - Protective Order	MP	35	▼	-36.4%	-20	
	Violation of Protective Order	PV	19	▲	+35.7%	+5	
	Non-Family Abuse Protective Order	AP	11	▼	-31.3%	-5	
	Violation Family Abuse Protective Order	PS	0	▼	-100.0%	-1	
		Total		3,293	▼	-1.7%	-57
Juvenile	Custody Visitation	CV	2,010	▼	-5.4%	-115	
	Misdemeanor	DM	410	▼	-10.9%	-50	
	Traffic	T	157	▼	-37.5%	-94	
	Felony	DF	143	▼	-15.9%	-27	
	Remand Custody	RC	95	▼	-47.2%	-85	
	Remand Visitation	RV	93	▲	+4.5%	+4	
	Special Immigrant Juvenile Status	SI	64	▲	+93.9%	+31	
	Status	ST	36	▼	-43.8%	-28	
	Terminate Parental Rights	TP	22	▲	+69.2%	+9	
	Paternity	PT	21	↔		-	
	Foster Care Review	FC	20	▲	+81.8%	+9	
	Permanency Planning	PH	20	▼	-20.0%	-5	
	Abuse and Neglect	AN	18	▲	+50.0%	+6	
	Non-Family Abuse Protective Order	AP	15	↔		-	
	Child In Need of Services	CS	13	▼	-27.8%	-5	
	Initial Foster Care	IF	11	▲	+83.3%	+5	
	Temporary Detention Order	TD	11	▼	-50.0%	-11	
	Truancy	TR	10	▼	-16.7%	-2	
	Show Cause	SC	9	▲	+350.0%	+7	
	Emergency Custody Order	EC	8	▼	-11.1%	-1	
	Civil Violation	CI	5	▲	+150.0%	+3	
	Voluntary Continuing Services and Support Agreem	VA	5	▲	+150.0%	+3	
	Motion - Protective Order	MP	2	▼	-33.3%	-1	
	Relief of Custody	CR	2	↔		-	
	Family Abuse - Protective Order	FP	1	▲	-	+1	
	Other	OT	0	▼	-100.0%	-10	
	Qualified Residential Treatment	QR	0	▼	-100.0%	-3	
		Total		3,201	▼	-10.1%	-359
	GRAND TOTAL			6,494	▼	-6.0%	-416

Filings by Major Case Category**

Category	Summary	Change	% Change	Absolute Change
Adult Criminal	1,389	▼	-3.9%	-57
Child Dependency	98	▲	+32.4%	+24
Child in Need of Services/Supervision	23	▼	-25.8%	-8
Custody and Visitation	2,031	▼	-5.4%	-115

* Compared to same time period as previous year
 5/15/2024 1:07:18PM

** Case Type Categories are defined in the 2017 Virginia Judicial Workload Assessment
 Source: SCV-SQL-Information

Delinquency	562	▲	-10.9%	-69
Juvenile Miscellaneous	36	▼	-43.8%	-28
New to Workload Study	69	▲	+97.1%	+34
Other	740	▼	-19.1%	-175
Protective Orders	333	▲	-15.7%	-62
Support	1,056	▲	+14.5%	+134
Traffic	157	▼	-37.5%	-94
GRAND TOTAL	6,494	▼	-6.0%	-416

2024 Overall GRAND TOTAL		Distribution of Caseload		Change*		Percentage (%) of Caseload			
427	-114 -21.1%	Adult	240 56%	-13.4%	▼	-37	Adult	51.2%	56.2%
2024		Juvenile	187 44%	-29.2%	▼	-77	Juvenile	48.8%	43.8%
2023		GRAND TOTAL	427 100%	-21.1%	▼	-114	GRAND TOTAL	100%	100%

Filings by Division & Code

Division	Case Type Description	Code	Summary	Change	% Change	Absolute Change
Adult	Misdemeanor	CM	51	▼	-40.7%	-35
	Other	OT	50	▲	+4.2%	+2
	Civil Support	VS	43	▼	-15.7%	-8
	Show Cause	SC	36	▲	+20.0%	+6
	Family Abuse - Protective Order	FP	25	▲	+66.7%	+10
	Felony	CF	18	▼	-21.7%	-5
	Capias	CA	14	▼	-17.6%	-3
	Motion - Protective Order	MP	3	▲	+50.0%	+1
	Non-Family Abuse Protective Order	AP	0	▼	-100.0%	-4
	Remand Support	RS	0	▼	-100.0%	-1
	Total		240	▼	-13.4%	-37
Juvenile	Custody Visitation	CV	118	▼	-12.6%	-17
	Misdemeanor	DM	17	▼	-58.5%	-24
	Status	ST	14	▲	+100.0%	+7
	Traffic	T	10	▼	-54.5%	-12
	Terminate Parental Rights	TP	8	▲	+166.7%	+5
	Truancy	TR	6	▼	-14.3%	-1
	Permanency Planning	PH	4	▼	-20.0%	-1
	Felony	DF	3	▼	-87.5%	-21
	Foster Care Review	FC	3	▼	-40.0%	-2
	Emergency Custody Order	EC	2	▲	+100.0%	+1
	Temporary Detention Order	TD	2	▼	-33.3%	-1
	Abuse and Neglect	AN	0	▼	-100.0%	-4
	Capias	CA	0	▼	-100.0%	-1
	Paternity	PT	0	▼	-100.0%	-1
	Qualified Residential Treatment	QR	0	▼	-100.0%	-2
	Remand Custody	RC	0	▼	-100.0%	-2
	Remand Visitation	RV	0	▼	-100.0%	-1
	Total		187	▼	-29.2%	-77
GRAND TOTAL			427	▼	-21.1%	-114

Filings by Major Case Category**

Category	Summary	Change	% Change	Absolute Change
Adult Criminal	105	▼	-29.1%	-43
Child Dependency	15	▼	-21.1%	-4
Child in Need of Services/Supervision	6	▼	-14.3%	-1
Custody and Visitation	118	▼	-13.2%	-18
Delinquency	20	▼	-69.7%	-46
Juvenile Miscellaneous	14	▲	+100.0%	+7
Other	54	▲	-3.6%	-2
Protective Orders	28	▲	+33.3%	+7
Support	57	▼	-3.4%	-2
Traffic	10	▼	-54.5%	-12
GRAND TOTAL	427	▼	-21.1%	-114

* Compared to same time period as previous year
 5/15/2024 1:07:18PM

** Case Type Categories are defined in the 2017 Virginia Judicial Workload Assessment
 Source: SCV-SQL-Information

2024 Overall GRAND TOTAL		Distribution of Caseload		Change*		Percentage (%) of Caseload			
4,467	-105 -2.3%	Adult	2,385	53%	-4.4% ▼	-109	Adult	54.5%	53.4%
2024		Juvenile	2,082	47%	0.2% ▲	+4	Juvenile	45.5%	46.6%
2023		GRAND TOTAL	4,467	100%	-2.3% ▼	-105	GRAND TOTAL	100%	100%

Filings by Division & Code

Division	Case Type Description	Code	Summary	Change	% Change	Absolute Change	
Adult	Other	OT	546	▼	-0.2%	-1	
	Misdemeanor	CM	474	▼	-8.0%	-41	
	Show Cause	SC	474	▲	+3.9%	+18	
	Civil Support	VS	358	▼	-13.3%	-55	
	Capias	CA	202	▼	-17.6%	-43	
	Family Abuse - Protective Order	FP	174	▲	+4.2%	+7	
	Felony	CF	132	▼	-2.2%	-3	
	Non-Family Abuse Protective Order	AP	13	▲	+44.4%	+4	
	Motion - Protective Order	MP	7	▲	+16.7%	+1	
	Restricted License for Non-Support	SL	2	▲	-	+2	
	Criminal Support	CS	1	▲	-	+1	
	Remand Support	RS	1	▲	-	+1	
	Violation of Protective Order	PV	1	↔	-	-	
	Total		2,385	▼	-4.4%	-109	
Juvenile	Custody Visitation	CV	1,257	▼	-2.4%	-31	
	Misdemeanor	DM	186	▲	+3.9%	+7	
	Felony	DF	113	▲	+13.0%	+13	
	Paternity	PT	75	▼	-39.0%	-48	
	Permanency Planning	PH	69	▲	+4.5%	+3	
	Foster Care Review	FC	63	▲	+6.8%	+4	
	Abuse and Neglect	AN	62	▲	+34.8%	+16	
	Special Immigrant Juvenile Status	SI	45	▲	+36.4%	+12	
	Traffic	T	38	▲	+2.7%	+1	
	Temporary Detention Order	TD	28	▲	+100.0%	+14	
	Initial Foster Care	IF	23	▲	+27.8%	+5	
	Terminate Parental Rights	TP	23	↔	-	-	
	Mental Commitment	MC	19	▼	-24.0%	-6	
	Status	ST	14	▲	+7.7%	+1	
	Show Cause	SC	13	▲	+30.0%	+3	
	Child In Need of Services	CS	10	▼	-9.1%	-1	
	Truancy	TR	7	▼	-50.0%	-7	
	Remand Custody	RC	6	▲	-	+6	
	Remand Visitation	RV	6	▲	-	+6	
	Voluntary Continuing Services and Support Agreen	VA	6	▼	-25.0%	-2	
	Non-Family Abuse Protective Order	AP	5	▲	+25.0%	+1	
	Other	OT	5	▲	-	+5	
	Family Abuse - Protective Order	FP	3	▲	-	+3	
	Emergency Custody Order	EC	2	▲	-	+2	
	Relief of Custody	CR	2	↔	-	-	
	Civil Violation	CI	1	▲	-	+1	
	Juvenile Support	JS	1	▲	-	+1	
	Qualified Residential Treatment	QR	0	▼	-100.0%	-5	
		Total		2,082	▲	0.2%	+4
		GRAND TOTAL		4,467	▼	-2.3%	-105

Filings by Major Case Category**

Category	Summary	Change	% Change	Absolute Change
Adult Criminal	994	▼	-7.4%	-79
Child Dependency	248	▼	+9.3%	+21

* Compared to same time period as previous year
 5/15/2024 1:07:18PM

** Case Type Categories are defined in the 2017 Virginia Judicial Workload Assessment
 Source: SCV-SQL-Information

CPSS - JCMS CASELOAD STATISTICS OF THE JUVENILE & DOMESTIC RELATIONS DISTRICT COURTS
 January 2024 thru April 2024 Filings (Compared to January 2023 thru April 2023)

Richmond

District: 13 FIPS: 760

Child in Need of Services/Supervision	17	▼	-32.0%	-8
Custody and Visitation	1,332	▼	-5.6%	-79
Delinquency	312	▲	+8.0%	+23
Juvenile Miscellaneous	16	▲	+23.1%	+3
New to Workload Study	46	▲	+39.4%	+13
Other	611	▲	+4.3%	+25
Protective Orders	202	▲	+8.6%	+16
Support	651	▲	-5.9%	-41
Traffic	38	▲	+2.7%	+1
GRAND TOTAL	4,467	▼	-2.3%	-105

2024 Overall GRAND TOTAL		Distribution of Caseload			Change*		Percentage (%) of Caseload		
6,729	+1,251 22.8%	Adult	3,303	49%	16.4% ▲	+466	Adult	51.8%	49.1%
2024		Juvenile	3,426	51%	29.7% ▲	+785	Juvenile	48.2%	50.9%
2023		GRAND TOTAL	6,729	100%	22.8% ▲	+1,251	GRAND TOTAL	100%	100%

Filings by Division & Code

Division	Case Type Description	Code	Summary	Change	% Change	Absolute Change	
Adult	Civil Support	VS	792	▲	+76.8%	+344	
	Show Cause	SC	701	▲	+19.8%	+116	
	Misdemeanor	CM	529	▼	-10.6%	-63	
	Other	OT	461	▲	+10.8%	+45	
	Capias	CA	293	▲	+6.5%	+18	
	Felony	CF	224	▲	+5.2%	+11	
	Family Abuse - Protective Order	FP	217	▼	-5.7%	-13	
	Motion - Protective Order	MP	33	▼	-23.3%	-10	
	Remand Support	RS	28	▲	+460.0%	+23	
	Violation of Protective Order	PV	13	▼	-18.8%	-3	
	Non-Family Abuse Protective Order	AP	6	▼	-45.5%	-5	
	Restricted License for Non-Support	SL	5	▲	+66.7%	+2	
	Protective Order	PC	1	▲	-	+1	
	Total		3,303	▲	16.4%	+466	
Juvenile	Custody Visitation	CV	2,293	▲	+39.0%	+643	
	Misdemeanor	DM	380	▲	+17.6%	+57	
	Traffic	T	197	▼	-5.7%	-12	
	Felony	DF	116	▲	+7.4%	+8	
	Special Immigrant Juvenile Status	SI	53	▲	+76.7%	+23	
	Paternity	PT	52	▲	+36.8%	+14	
	Foster Care Review	FC	43	▼	-8.5%	-4	
	Permanency Planning	PH	41	▲	+127.8%	+23	
	Show Cause	SC	38	▼	+58.3%	+14	
	Abuse and Neglect	AN	33	▼	-2.9%	-1	
	Initial Foster Care	IF	29	▲	+31.8%	+7	
	Remand Visitation	RV	28	▲	+1,300.0%	+26	
	Child In Need of Services	CS	26	▼	-21.2%	-7	
	Remand Custody	RC	24	▲	+1,100.0%	+22	
	Status	ST	18	▲	+20.0%	+3	
	Temporary Detention Order	TD	13	▼	-45.8%	-11	
	Non-Family Abuse Protective Order	AP	10	▼	-60.0%	-15	
	Terminate Parental Rights	TP	8	▲	+100.0%	+4	
	Capias	CA	6	▼	-45.5%	-5	
	Relief of Custody	CR	4	▲	-	+4	
	Mental Commitment	MC	3	▼	-57.1%	-4	
	Voluntary Continuing Services and Support Agreem	VA	3	▲	+200.0%	+2	
	Civil Violation	CI	2	▲	-	+2	
	Emergency Custody Order	EC	2	▼	-50.0%	-2	
	Other	OT	2	▼	-50.0%	-2	
	Emancipation	EP	1	▲	-	+1	
	Family Abuse - Protective Order	FP	1	↔	-	-	
	Child at Risk	RI	0	▼	-100.0%	-2	
	Motion - Protective Order	MP	0	▼	-100.0%	-2	
	Truancy	TR	0	▼	-100.0%	-1	
		Total		3,426	▲	29.7%	+785
		GRAND TOTAL		6,729	▲	22.8%	+1,251

Filings by Major Case Category**

Category	Summary	Change	% Change	Absolute Change
Adult Criminal	1,252	▲	-1.5%	-19
Child Dependency	161	▲	+25.8%	+33
Child in Need of Services/Supervision	26	▼	-25.7%	-9
Custody and Visitation	2,345	▲	+38.9%	+657
Delinquency	540	▲	+16.1%	+75
Juvenile Miscellaneous	19	▲	+26.7%	+4
New to Workload Study	55	▲	+83.3%	+25
Other	561	▲	+20.9%	+97
Protective Orders	267	▼	-14.4%	-45
Support	1,306	▲	+51.7%	+445
Traffic	197	▼	-5.7%	-12
GRAND TOTAL	6,729	▲	22.8%	+1,251

* Compared to same time period as previous year
 5/15/2024 1:07:18PM

** Case Type Categories are defined in the 2017 Virginia Judicial Workload Assessment
 Source: SCV-SQL-Information

2024 Overall GRAND TOTAL		Distribution of Caseload		Change*		Percentage (%) of Caseload			
804 +67 9.1% 		Adult	428	53%	8.1% ▲	+32	Adult	53.7%	53.2%
		Juvenile	376	47%	10.3% ▲	+35	Juvenile	46.3%	46.8%
		GRAND TOTAL	804	100%	9.1% ▲	+67	GRAND TOTAL	100%	100%

Filings by Division & Code

Division	Case Type Description	Code	Summary	Change	% Change	Absolute Change
Adult	Civil Support	VS	98	▲	+27.3%	+21
	Misdemeanor	CM	81	▼	-14.7%	-14
	Show Cause	SC	79	▲	+31.7%	+19
	Other	OT	52	▲	+100.0%	+26
	Family Abuse - Protective Order	FP	45	▼	-16.7%	-9
	Felony	CF	35	▼	-30.0%	-15
	Capias	CA	22	▲	+37.5%	+6
	Motion - Protective Order	MP	4	▼	-33.3%	-2
	Non-Family Abuse Protective Order	AP	4	▼	-33.3%	-2
	Remand Support	RS	4	▲	-	+4
	Violation of Protective Order	PV	2	▼	-60.0%	-3
	Restricted License for Non-Support	SL	1	↔	-	-
	Violation Family Abuse Protective Order	PS	1	▲	-	+1
		Total		428	▲	8.1%
Juvenile	Custody Visitation	CV	313	▲	+36.7%	+84
	Misdemeanor	DM	13	▼	-43.5%	-10
	Traffic	T	10	▼	-58.3%	-14
	Child In Need of Services	CS	8	▲	+14.3%	+1
	Show Cause	SC	6	▲	+50.0%	+2
	Truancy	TR	5	▲	+25.0%	+1
	Felony	DF	4	▼	-55.6%	-5
	Foster Care Review	FC	3	▼	-50.0%	-3
	Civil Violation	CI	2	▲	-	+2
	Emergency Custody Order	EC	2	↔	-	-
	Non-Family Abuse Protective Order	AP	2	▼	-50.0%	-2
	Paternity	PT	2	▼	-71.4%	-5
	Special Immigrant Juvenile Status	SI	2	↔	-	-
	Temporary Detention Order	TD	2	▼	-33.3%	-1
	Capias	CA	1	↔	-	-
	Status	ST	1	▲	-75.0%	-3
	Entrustment	ET	0	▼	-100.0%	-5
	Initial Foster Care	IF	0	▼	-100.0%	-1
	Other	OT	0	▼	-100.0%	-3
	Protective Order	PC	0	▼	-100.0%	-1
	Relief of Custody	CR	0	▼	-100.0%	-2
	Total		376	▲	10.3%	+35
	GRAND TOTAL		804	▲	9.1%	+67

Filings by Major Case Category**

Category	Summary	Change	% Change	Absolute Change
Adult Criminal	160	▲	-8.6%	-15
Child Dependency	3	▼	-78.6%	-11
Child in Need of Services/Supervision	16	▲	+45.5%	+5
Custody and Visitation	315	▼	+33.5%	+79
Delinquency	21	▼	-44.7%	-17
Juvenile Miscellaneous	1	▲	-75.0%	-3
New to Workload Study	4	▲	+100.0%	+2
Other	60	▲	+76.5%	+26

* Compared to same time period as previous year
 5/15/2024 1:07:18PM

** Case Type Categories are defined in the 2017 Virginia Judicial Workload Assessment
 Source: SCV-SQL-Information

CPSS - JCMS CASELOAD STATISTICS OF THE JUVENILE & DOMESTIC RELATIONS DISTRICT COURTS
January 2024 thru April 2024 Filings (Compared to January 2023 thru April 2023)

Caroline

District: 15 FIPS: 033

Protective Orders	55	▼	-21.4%	-15
Support	159	▲	+23.3%	+30
Traffic	10	▼	-58.3%	-14
GRAND TOTAL	804	▲	9.1%	+67

2024 Overall GRAND TOTAL		Distribution of Caseload		Change*		Percentage (%) of Caseload			
222	+32 16.8%	Adult	144	65%	54.8% ▲	+51	Adult	48.9%	64.9%
2024		Juvenile	78	35%	-19.6% ▼	-19	Juvenile	51.1%	35.1%
2023		GRAND TOTAL	222	100%	16.8% ▲	+32	GRAND TOTAL	100%	100%

Filings by Division & Code

Division	Case Type Description	Code	Summary	Change	% Change	Absolute Change
Adult	Misdemeanor	CM	43	▲	+43.3%	+13
	Show Cause	SC	29	▲	+163.6%	+18
	Other	OT	27	▲	+125.0%	+15
	Civil Support	VS	24	▲	+33.3%	+6
	Felony	CF	11	▼	-15.4%	-2
	Family Abuse - Protective Order	FP	4	▼	-50.0%	-4
	Motion - Protective Order	MP	3	▲	-	+3
	Capias	CA	2	▲	+100.0%	+1
	Non-Family Abuse Protective Order	AP	1	▲	-	+1
	Total			144	▲	54.8%
Juvenile	Custody Visitation	CV	29	▼	-43.1%	-22
	Show Cause	SC	17	▲	-	+17
	Misdemeanor	DM	15	▲	+87.5%	+7
	Traffic	T	6	▼	-50.0%	-6
	Felony	DF	4	▲	+300.0%	+3
	Abuse and Neglect	AN	1	▼	-66.7%	-2
	Child In Need of Services	CS	1	▲	-	+1
	Foster Care Review	FC	1	▲	-	+1
	Mental Commitment	MC	1	▼	-50.0%	-1
	Paternity	PT	1	▼	-75.0%	-3
	Permanency Planning	PH	1	▼	-75.0%	-3
	Status	ST	1	▼	-87.5%	-7
	Motion - Protective Order	MP	0	▼	-100.0%	-1
	Terminate Parental Rights	TP	0	▼	-100.0%	-3
Total			78	▼	-19.6%	-19
GRAND TOTAL			222	▲	16.8%	+32

Filings by Major Case Category**

Category	Summary	Change	% Change	Absolute Change
Adult Criminal	79	▲	+58.0%	+29
Child Dependency	3	▲	-70.0%	-7
Child in Need of Services/Supervision	1	▲	-	+1
Custody and Visitation	30	▼	-45.5%	-25
Delinquency	36	▲	+300.0%	+27
Juvenile Miscellaneous	1	▼	-87.5%	-7
Other	28	▲	+100.0%	+14
Protective Orders	8	▲	-11.1%	-1
Support	30	▼	+30.4%	+7
Traffic	6	▼	-50.0%	-6
GRAND TOTAL		222	▲	16.8%
		222	▲	+32

* Compared to same time period as previous year
 5/15/2024 1:07:18PM

** Case Type Categories are defined in the 2017 Virginia Judicial Workload Assessment
 Source: SCV-SQL-Information

2024 Overall GRAND TOTAL		Distribution of Caseload		Change*		Percentage (%) of Caseload		
831	+99 13.5%	Adult	396 48%	35.6% ▲	+104	Adult	2023 39.9%	2024 47.7%
2024		Juvenile	435 52%	-1.1% ▼	-5	Juvenile	60.1%	52.3%
2023		GRAND TOTAL	831 100%	13.5% ▲	+99	GRAND TOTAL	100%	100%

Filings by Division & Code

Division	Case Type Description	Code	Summary	Change	% Change	Absolute Change	
Adult	Misdemeanor	CM	112	▲	+107.4%	+58	
	Other	OT	74	▼	+72.1%	+31	
	Civil Support	VS	61	▼	-21.8%	-17	
	Felony	CF	45	▲	+221.4%	+31	
	Show Cause	SC	42	▲	-6.7%	-3	
	Family Abuse - Protective Order	FP	32	▲	+77.8%	+14	
	Capias	CA	15	▼	-50.0%	-15	
	Non-Family Abuse Protective Order	AP	4	↔		-	
	Remand Support	RS	4	▲	+300.0%	+3	
	Violation of Protective Order	PV	4	▲	+100.0%	+2	
	Motion - Protective Order	MP	3	↔		-	
		Total		396	▲	35.6%	+104
Juvenile	Custody Visitation	CV	223	▼	-5.1%	-12	
	Misdemeanor	DM	66	▲	+61.0%	+25	
	Traffic	T	24	▼	-33.3%	-12	
	Felony	DF	22	▲	+22.2%	+4	
	Foster Care Review	FC	19	▲	+137.5%	+11	
	Initial Foster Care	IF	15	▲	+650.0%	+13	
	Abuse and Neglect	AN	14	▲	+180.0%	+9	
	Mental Commitment	MC	12	▼	-29.4%	-5	
	Paternity	PT	6	▼	-71.4%	-15	
	Child In Need of Services	CS	5	▲	+66.7%	+2	
	Permanency Planning	PH	5	▼	-28.6%	-2	
	Status	ST	5	▲	+66.7%	+2	
	Relief of Custody	CR	3	▲	-	+3	
	Civil Violation	CI	2	▲	-	+2	
	Emergency Custody Order	EC	2	▼	-60.0%	-3	
	Temporary Detention Order	TD	2	▼	-60.0%	-3	
	Terminate Parental Rights	TP	2	▼	-66.7%	-4	
	Truancy	TR	2	▼	-50.0%	-2	
	Capias	CA	1	↔		-	
	Entrustment	ET	1	↔		-	
	Non-Family Abuse Protective Order	AP	1	▼	-50.0%	-1	
	Remand Custody	RC	1	▼	-80.0%	-4	
	Remand Visitation	RV	1	▼	-80.0%	-4	
	Restoration of Parental Rights	RR	1	▲	-	+1	
	Child at Risk	RI	0	▼	-100.0%	-1	
	Other	OT	0	▼	-100.0%	-3	
	Qualified Residential Treatment	QR	0	▼	-100.0%	-2	
	Show Cause	SC	0	▼	-100.0%	-3	
	Voluntary Continuing Services and Support Agreem	VA	0	▼	-100.0%	-1	
		Total		435	▼	-1.1%	-5
	GRAND TOTAL			831	▲	13.5%	+99

Filings by Major Case Category**

Category	Summary	Change	% Change	Absolute Change
Adult Criminal	206	▲	+53.7%	+72
Child Dependency	59	▲	+78.8%	+26
Child in Need of Services/Supervision	7	▼	-12.5%	-1

* Compared to same time period as previous year
 5/15/2024 1:07:18PM

** Case Type Categories are defined in the 2017 Virginia Judicial Workload Assessment
 Source: SCV-SQL-Information

Custody and Visitation	229	▼	-10.5%	-27
Delinquency	89	▼	+43.5%	+27
Juvenile Miscellaneous	5	▲	+66.7%	+2
New to Workload Study	2	▲	-	+2
Other	97	▲	+15.5%	+13
Protective Orders	40	▲	+48.1%	+13
Support	73	▼	-18.0%	-16
Traffic	24	▼	-33.3%	-12
GRAND TOTAL	831	▲	13.5%	+99

2024 Overall GRAND TOTAL		Distribution of Caseload			Change*		Percentage (%) of Caseload		
1,259	-133 -9.6%	Adult	571	45%	-15.8% ▼	-107	Adult	48.7%	45.4%
2024		Juvenile	688	55%	-3.6% ▼	-26	Juvenile	51.3%	54.6%
2023		GRAND TOTAL	1,259	100%	-9.6% ▼	-133	GRAND TOTAL	100%	100%

Filings by Division & Code

Division	Case Type Description	Code	Summary	Change	% Change	Absolute Change	
Adult	Civil Support	VS	144	▲	+4.3%	+6	
	Show Cause	SC	99	▲	-2.9%	-3	
	Other	OT	98	▼	-21.0%	-26	
	Misdemeanor	CM	89	▼	-26.4%	-32	
	Family Abuse - Protective Order	FP	56	▼	-13.8%	-9	
	Felony	CF	37	▼	-15.9%	-7	
	Capias	CA	30	▼	-40.0%	-20	
	Non-Family Abuse Protective Order	AP	10	▲	+42.9%	+3	
	Violation of Protective Order	PV	4	▼	-42.9%	-3	
	Motion - Protective Order	MP	3	▼	-81.3%	-13	
	Violation Family Abuse Protective Order	PS	1	▲	-	+1	
	Remand Support	RS	0	▼	-100.0%	-4	
	Total		571	▼	-15.8%	-107	
Juvenile	Custody Visitation	CV	456	▼	-1.7%	-8	
	Misdemeanor	DM	64	▲	+10.3%	+6	
	Traffic	T	56	▲	+24.4%	+11	
	Foster Care Review	FC	22	▲	+57.1%	+8	
	Felony	DF	20	▲	+17.6%	+3	
	Permanency Planning	PH	11	▼	-38.9%	-7	
	Show Cause	SC	10	▼	-65.5%	-19	
	Non-Family Abuse Protective Order	AP	9	▼	-40.0%	-6	
	Initial Foster Care	IF	7	▲	+75.0%	+3	
	Voluntary Continuing Services and Support Agreem	VA	6	▲	+500.0%	+5	
	Paternity	PT	5	▼	-37.5%	-3	
	Child In Need of Services	CS	4	▼	-20.0%	-1	
	Capias	CA	3	▼	-40.0%	-2	
	Family Abuse - Protective Order	FP	2	▲	-	+2	
	Other	OT	2	↔	-	-	
	Status	ST	2	▼	-33.3%	-1	
	Terminate Parental Rights	TP	2	▲	-	+2	
	Abuse and Neglect	AN	1	▼	-50.0%	-1	
	Emancipation	EP	1	▲	-	+1	
	Motion - Protective Order	MP	1	▼	-50.0%	-1	
	Relief of Custody	CR	1	▲	-	+1	
	Special Immigrant Juvenile Status	SI	1	▲	-	+1	
	Temporary Detention Order	TD	1	▼	-50.0%	-1	
	Truancy	TR	1	▼	-90.9%	-10	
	Emergency Custody Order	EC	0	▼	-100.0%	-1	
	Qualified Residential Treatment	QR	0	▼	-100.0%	-2	
	Remand Custody	RC	0	▼	-100.0%	-3	
	Remand Visitation	RV	0	▼	-100.0%	-3	
		Total		688	▼	-3.6%	-26
	GRAND TOTAL			1,259	▼	-9.6%	-133

Filings by Major Case Category**

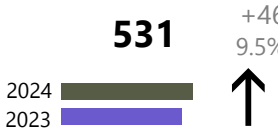

Category	Summary	Change	% Change	Absolute Change
Adult Criminal	185	▲	-32.2%	-88
Child Dependency	50	▲	+22.0%	+9
Child in Need of Services/Supervision	5	▼	-79.2%	-19

* Compared to same time period as previous year
 5/15/2024 1:07:18PM

** Case Type Categories are defined in the 2017 Virginia Judicial Workload Assessment
 Source: SCV-SQL-Information

CPSS - JCMS CASELOAD STATISTICS OF THE JUVENILE & DOMESTIC RELATIONS DISTRICT COURTS
 January 2024 thru April 2024 Filings (Compared to January 2023 thru April 2023)

Custody and Visitation	461	▼	-2.3%	-11
Delinquency	97	▼	-4.0%	-4
Juvenile Miscellaneous	3	▲		0
New to Workload Study	1	▲	-	+1
Other	101	▼	-27.3%	-38
Protective Orders	81	▲	-22.9%	-24
Support	219	▲	+15.9%	+30
Traffic	56	▲	+24.4%	+11
GRAND TOTAL	1,259	▼	-9.6%	-133

2024 Overall GRAND TOTAL		Distribution of Caseload		Change*		Percentage (%) of Caseload			
531  2024 2023	+46 9.5% 	Adult	240	45%	14.8% ▲	+31	Adult	43.1%	45.2%
		Juvenile	291	55%	5.4% ▲	+15	Juvenile	56.9%	54.8%
GRAND TOTAL		531	100%	9.5% ▲	+46	GRAND TOTAL	100%	100%	

Filings by Division & Code

Division	Case Type Description	Code	Summary	Change	% Change	Absolute Change
Adult	Show Cause	SC	50	▲	+92.3%	+24
	Civil Support	VS	44	▼	-29.0%	-18
	Misdemeanor	CM	44	▲	+12.8%	+5
	Other	OT	36	↔		-
	Felony	CF	30	▲	+100.0%	+15
	Family Abuse - Protective Order	FP	21	▲	+50.0%	+7
	Motion - Protective Order	MP	6	▲	+500.0%	+5
	Capias	CA	5	▼	-58.3%	-7
	Remand Support	RS	3	▲	+50.0%	+1
	Non-Family Abuse Protective Order	AP	1	↔		-
	Violation of Protective Order	PV	0	▼	-100.0%	-1
Total			240	▲	14.8%	+31
Juvenile	Custody Visitation	CV	165	▲	+3.1%	+5
	Misdemeanor	DM	48	▲	+108.7%	+25
	Traffic	T	20	▼	-9.1%	-2
	Abuse and Neglect	AN	9	▲	+200.0%	+6
	Truancy	TR	9	▲	+800.0%	+8
	Felony	DF	8	↔		-
	Permanency Planning	PH	5	▲	+400.0%	+4
	Status	ST	5	▲	+400.0%	+4
	Civil Violation	CI	4	▼	-63.6%	-7
	Remand Custody	RC	3	↔		-
	Remand Visitation	RV	3	↔		-
	Child In Need of Services	CS	2	▼	-33.3%	-1
	Foster Care Review	FC	2	▼	-33.3%	-1
	Initial Foster Care	IF	2	↔		-
	Voluntary Continuing Services and Support Agreem	VA	2	▲	+100.0%	+1
	Capias	CA	1	▲	-	+1
	Paternity	PT	1	▼	-90.9%	-10
	Special Immigrant Juvenile Status	SI	1	▲	-	+1
	Terminate Parental Rights	TP	1	↔		-
	Motion - Protective Order	MP	0	▼	-100.0%	-1
	Non-Family Abuse Protective Order	AP	0	▼	-100.0%	-6
	Other	OT	0	▼	-100.0%	-6
	Relief of Custody	CR	0	▼	-100.0%	-1
	Show Cause	SC	0	▼	-100.0%	-1
	Temporary Detention Order	TD	0	▼	-100.0%	-4
	Total			291	▲	5.4%
GRAND TOTAL			531	▲	9.5%	+46

Filings by Major Case Category**

Category	Summary	Change	% Change	Absolute Change
Adult Criminal	119	▲	+29.3%	+27
Child Dependency	21	▲	+75.0%	+9
Child in Need of Services/Supervision	11	▲	+175.0%	+7
Custody and Visitation	166	▼	-2.9%	-5
Delinquency	57	▲	+78.1%	+25
Juvenile Miscellaneous	5	▲	+400.0%	+4

* Compared to same time period as previous year
 5/15/2024 1:07:18PM

** Case Type Categories are defined in the 2017 Virginia Judicial Workload Assessment
 Source: SCV-SQL-Information

New to Workload Study	5	▲	-54.5%	-6
Other	45	▼	-16.7%	-9
Protective Orders	28	▲	+21.7%	+5
Support	54	▲	-14.3%	-9
Traffic	20	▼	-9.1%	-2
GRAND TOTAL	531	▲	9.5%	+46

2024 Overall GRAND TOTAL		Distribution of Caseload			Change*		Percentage (%) of Caseload		
173 +24 16.1% 	Adult	104	60%	28.4% ▲	+23	Adult	2023: 54.4%	2024: 60.1%	
	Juvenile	69	40%	1.5% ▲	+1	Juvenile	2023: 45.6%	2024: 39.9%	
GRAND TOTAL		173	100%	16.1% ▲	+24	GRAND TOTAL	100%	100%	

Filings by Division & Code

Division	Case Type Description	Code	Summary	Change	% Change	Absolute Change
Adult	Civil Support	VS	23	↔		-
	Other	OT	21	▲	+90.9%	+10
	Show Cause	SC	21	▲	+110.0%	+11
	Misdemeanor	CM	17	↔		-
	Capias	CA	7	▲	+133.3%	+4
	Felony	CF	6	▼	-25.0%	-2
	Family Abuse - Protective Order	FP	5	▼	-28.6%	-2
	Non-Family Abuse Protective Order	AP	3	▲	+200.0%	+2
	Motion - Protective Order	MP	1	↔		-
	Total			104	▲	28.4%
Juvenile	Custody Visitation	CV	38	▼	-15.6%	-7
	Truancy	TR	11	▲	+1,000.0%	+10
	Misdemeanor	DM	7	▼	-36.4%	-4
	Child In Need of Services	CS	5	▲	+400.0%	+4
	Traffic	T	2	▼	-66.7%	-4
	Felony	DF	1	↔		-
	Foster Care Review	FC	1	↔		-
	Non-Family Abuse Protective Order	AP	1	▲	-	+1
	Paternity	PT	1	↔		-
	Show Cause	SC	1	▲	-	+1
	Terminate Parental Rights	TP	1	▲	-	+1
	Temporary Detention Order	TD	0	▼	-100.0%	-1
	Total			69	▲	1.5%
GRAND TOTAL			173	▲	16.1%	+24

Filings by Major Case Category**

Category	Summary	Change	% Change	Absolute Change	
Adult Criminal	44	▲	+25.7%	+9	
Child Dependency	2	▲	+100.0%	+1	
Child in Need of Services/Supervision	17	▲	+750.0%	+15	
Custody and Visitation	39	▼	-15.2%	-7	
Delinquency	8	▼	-33.3%	-4	
Other	21	▲	+75.0%	+9	
Protective Orders	10	▲	+11.1%	+1	
Support	30	▲	+15.4%	+4	
Traffic	2	▼	-66.7%	-4	
GRAND TOTAL		173	▲	16.1%	+24

2024 Overall GRAND TOTAL		Distribution of Caseload			Change*		Percentage (%) of Caseload		
	186	Adult	109	59%	4.8% ▲	+5	Adult	61.5%	58.6%
		Juvenile	77	41%	18.5% ▲	+12	Juvenile	38.5%	41.4%
		GRAND TOTAL	186	100%	10.1% ▲	+17	GRAND TOTAL	100%	100%

Filings by Division & Code

Division	Case Type Description	Code	Summary	Change	% Change	Absolute Change	
Adult	Misdemeanor	CM	34	▲	+3.0%	+1	
	Civil Support	VS	21	▲	+110.0%	+11	
	Other	OT	18	↔		-	
	Show Cause	SC	14	▼	-6.7%	-1	
	Family Abuse - Protective Order	FP	8	↔		-	
	Capias	CA	7	▼		-	
	Felony	CF	4	▼	-42.9%	-3	
	Motion - Protective Order	MP	1	▼	-66.7%	-2	
	Non-Family Abuse Protective Order	AP	1	▲	-	+1	
	Violation of Protective Order	PV	1	▼	-50.0%	-1	
	Remand Support	RS	0	▼	-100.0%	-1	
		Total		109	▲	4.8%	+5
Juvenile	Custody Visitation	CV	49	▲	+14.0%	+6	
	Truancy	TR	11	▲	+450.0%	+9	
	Misdemeanor	DM	6	▼	-14.3%	-1	
	Traffic	T	5	▲	+150.0%	+3	
	Child In Need of Services	CS	2	▼	-50.0%	-2	
	Foster Care Review	FC	2	▲	-	+2	
	Felony	DF	1	▼	-66.7%	-2	
	Non-Family Abuse Protective Order	AP	1	▲	-	+1	
	Paternity	PT	0	▼	-100.0%	-1	
	Remand Custody	RC	0	▼	-100.0%	-1	
	Show Cause	SC	0	▼	-100.0%	-1	
	Status	ST	0	▼	-100.0%	-1	
		Total		77	▲	18.5%	+12
	GRAND TOTAL			186	▲	10.1%	+17

Filings by Major Case Category**

Category	Summary	Change	% Change	Absolute Change
Adult Criminal	55	▼	-5.2%	-3
Child Dependency	2	▲	-	+2
Child in Need of Services/Supervision	13	▲	+116.7%	+7
Custody and Visitation	49	▼	+11.4%	+5
Delinquency	7	▼	-36.4%	-4
Juvenile Miscellaneous	0	▼	-100.0%	-1
Other	18	▼	-10.0%	-2
Protective Orders	11	▲		0
Support	26	▲	+62.5%	+10
Traffic	5	▲	+150.0%	+3
GRAND TOTAL		186	▲	10.1%

2024 Overall GRAND TOTAL		Distribution of Caseload		Change*		Percentage (%) of Caseload		
93	-22 -19.1%	Adult	57 61%	-5.0% ▼	-3	Adult	2023 52.2%	2024 61.3%
2024		Juvenile	36 39%	-34.5% ▼	-19	Juvenile	47.8%	38.7%
2023		GRAND TOTAL	93 100%	-19.1% ▼	-22	GRAND TOTAL	100%	100%

Filings by Division & Code

Division	Case Type Description	Code	Summary	Change	% Change	Absolute Change
Adult	Misdemeanor	CM	16	▲	+33.3%	+4
	Other	OT	10	▼	-41.2%	-7
	Show Cause	SC	9	▲	+50.0%	+3
	Civil Support	VS	6	▼	-70.0%	-14
	Family Abuse - Protective Order	FP	6	▲	+500.0%	+5
	Capias	CA	5	▲	+150.0%	+3
	Felony	CF	3	▲	+200.0%	+2
	Non-Family Abuse Protective Order	AP	1	▲	-	+1
	Restricted License for Non-Support	SL	1	▲	-	+1
	Violation Family Abuse Protective Order	PS	0	▼	-100.0%	-1
	Total		57	▼	-5.0%	-3
Juvenile	Custody Visitation	CV	12	▼	-60.0%	-18
	Misdemeanor	DM	9	▲	+200.0%	+6
	Traffic	T	6	▼	-40.0%	-4
	Child In Need of Services	CS	2	▼	-50.0%	-2
	Show Cause	SC	2	▲	-	+2
	Truancy	TR	2	↔	-	-
	Abuse and Neglect	AN	1	▲	-	+1
	Emergency Custody Order	EC	1	▲	-	+1
	Status	ST	1	▼	-50.0%	-1
	Capias	CA	0	▼	-100.0%	-1
	Foster Care Review	FC	0	▼	-100.0%	-1
	Paternity	PT	0	▼	-100.0%	-1
	Permanency Planning	PH	0	▼	-100.0%	-1
		Total		36	▼	-34.5%
	GRAND TOTAL		93	▼	-19.1%	-22

Filings by Major Case Category**

Category	Summary	Change	% Change	Absolute Change
Adult Criminal	30	▲	+42.9%	+9
Child Dependency	1	▲	-50.0%	-1
Child in Need of Services/Supervision	5	▲	-16.7%	-1
Custody and Visitation	12	▼	-61.3%	-19
Delinquency	10	▲	+150.0%	+6
Juvenile Miscellaneous	1	▼	-50.0%	-1
Other	11	▲	-35.3%	-6
Protective Orders	7	▲	+600.0%	+6
Support	10	▲	-52.4%	-11
Traffic	6	▼	-40.0%	-4
	GRAND TOTAL		-19.1%	-22

2024 Overall GRAND TOTAL		Distribution of Caseload			Change*		Percentage (%) of Caseload		
3,057 +61 2.0% 		Adult	1,497	49%	8.9% ▲	+122	Adult	45.9%	49.0%
		Juvenile	1,560	51%	-3.8% ▼	-61	Juvenile	54.1%	51.0%
		GRAND TOTAL	3,057	100%	2.0% ▲	+61	GRAND TOTAL	100%	100%

Filings by Division & Code

Division	Case Type Description	Code	Summary	Change	% Change	Absolute Change	
Adult	Civil Support	VS	364	▲	+26.4%	+76	
	Show Cause	SC	313	▼	-5.7%	-19	
	Misdemeanor	CM	251	▲	+10.1%	+23	
	Other	OT	225	▼	+14.2%	+28	
	Family Abuse - Protective Order	FP	112	▲	+14.3%	+14	
	Felony	CF	89	▼	-16.0%	-17	
	Capias	CA	55	▲	+7.8%	+4	
	Remand Support	RS	39	▲	+62.5%	+15	
	Motion - Protective Order	MP	35	▲	+34.6%	+9	
	Non-Family Abuse Protective Order	AP	8	▲	+33.3%	+2	
	Violation of Protective Order	PV	3	▼	-80.0%	-12	
	Restricted License for Non-Support	SL	2	▲	+100.0%	+1	
	Criminal Support	CS	1	↔		-	
	Violation Family Abuse Protective Order	PS	0	▼	-100.0%	-2	
	Total		1,497	▲	8.9%	+122	
Juvenile	Custody Visitation	CV	1,091	▼	-3.5%	-40	
	Misdemeanor	DM	114	▼	-10.9%	-14	
	Felony	DF	51	▲	+121.7%	+28	
	Remand Custody	RC	47	▲	+46.9%	+15	
	Remand Visitation	RV	46	▲	+48.4%	+15	
	Paternity	PT	42	▲	+16.7%	+6	
	Traffic	T	24	▼	-22.6%	-7	
	Truancy	TR	20	▲	+5.3%	+1	
	Child In Need of Services	CS	14	▲	+55.6%	+5	
	Non-Family Abuse Protective Order	AP	13	▼	-64.9%	-24	
	Permanency Planning	PH	13	▲	+30.0%	+3	
	Abuse and Neglect	AN	12	▼	-25.0%	-4	
	Voluntary Continuing Services and Support Agreen	VA	12	▲	+50.0%	+4	
	Foster Care Review	FC	11	▼	-57.7%	-15	
	Show Cause	SC	10	▲	-28.6%	-4	
	Child at Risk	RI	5	▼	-73.7%	-14	
	Initial Foster Care	IF	5	▲	+25.0%	+1	
	Other	OT	5	▼	-28.6%	-2	
	Status	ST	5	↔		-	
	Temporary Detention Order	TD	5	▼	-50.0%	-5	
	Terminate Parental Rights	TP	5	▼	-50.0%	-5	
	Special Immigrant Juvenile Status	SI	4	▲	+100.0%	+2	
	Relief of Custody	CR	3	▼	-40.0%	-2	
	Emergency Custody Order	EC	1	↔		-	
	Motion - Protective Order	MP	1	▼	-66.7%	-2	
	Violation Family Abuse Protective Order	PS	1	▲	-	+1	
	Family Abuse - Protective Order	FP	0	▼	-100.0%	-1	
	Qualified Residential Treatment	QR	0	▼	-100.0%	-3	
		Total		1,560	▼	-3.8%	-61
		GRAND TOTAL		3,057	▲	2.0%	+61

* Compared to same time period as previous year
 5/15/2024 1:07:18PM


** Case Type Categories are defined in the 2017 Virginia Judicial Workload Assessment
 Source: SCV-SQL-Information

Filings by Major Case Category**

Category	Summary	Change	% Change	Absolute Change
Adult Criminal	501	▼	-4.6%	-24
Child Dependency	66	▼	-34.7%	-35
Child in Need of Services/Supervision	35	▲	+25.0%	+7
Custody and Visitation	1,133	▲	-2.9%	-34
Delinquency	175	▲	+6.1%	+10
Juvenile Miscellaneous	5	↔		0
New to Workload Study	4	▲	+100.0%	+2
Other	368	▲	+21.9%	+66
Protective Orders	169	▼	-1.2%	-2
Support	577	▲	+15.6%	+78
Traffic	24	▼	-22.6%	-7
GRAND TOTAL	3,057	▲	2.0%	+61

* Compared to same time period as previous year
 5/15/2024 1:07:18PM

** Case Type Categories are defined in the 2017 Virginia Judicial Workload Assessment
 Source: SCV-SQL-Information

2024 Overall GRAND TOTAL		Distribution of Caseload			Change*		Percentage (%) of Caseload		
3,038	-129 -4.1%	Adult	1,461	48%	-0.9% ▼	-13	Adult	46.5%	48.1%
2024 		Juvenile	1,577	52%	-6.9% ▼	-116	Juvenile	53.5%	51.9%
2023		GRAND TOTAL	3,038	100%	-4.1% ▼	-129	GRAND TOTAL	100%	100%

Filings by Division & Code

Division	Case Type Description	Code	Summary	Change	% Change	Absolute Change
Adult	Misdemeanor	CM	321	▲	+1.9%	+6
	Civil Support	VS	302	▼	-6.2%	-20
	Other	OT	302	▲	+22.3%	+55
	Show Cause	SC	197	▼	-12.1%	-27
	Felony	CF	149	▲	+26.3%	+31
	Capias	CA	81	▼	-31.4%	-37
	Family Abuse - Protective Order	FP	76	▼	-23.2%	-23
	Non-Family Abuse Protective Order	AP	11	▲	+175.0%	+7
	Remand Support	RS	11	▲	+83.3%	+5
	Motion - Protective Order	MP	5	▼	-37.5%	-3
	Emergency Custody Order	EC	2	▲	-	+2
	Violation of Protective Order	PV	2	▼	-80.0%	-8
	Criminal Support	CS	1	▲	-	+1
	Violation Family Abuse Protective Order	PS	1	↔	-	-
Restricted License for Non-Support	SL	0	▼	-100.0%	-2	
	Total		1,461	▼	-0.9%	-13
Juvenile	Custody Visitation	CV	855	▼	-16.9%	-174
	Misdemeanor	DM	180	▲	+19.2%	+29
	Paternity	PT	173	▼	-8.9%	-17
	Felony	DF	85	▲	+41.7%	+25
	Traffic	T	69	▼	-23.3%	-21
	Special Immigrant Juvenile Status	SI	23	▲	+360.0%	+18
	Status	ST	23	▲	-	-
	Foster Care Review	FC	22	▲	+46.7%	+7
	Civil Violation	CI	18	▲	+500.0%	+15
	Show Cause	SC	18	▲	+100.0%	+9
	Other	OT	17	▲	+70.0%	+7
	Permanency Planning	PH	14	▼	-6.7%	-1
	Truancy	TR	14	▲	+180.0%	+9
	Non-Family Abuse Protective Order	AP	10	▲	+233.3%	+7
	Child In Need of Services	CS	8	▼	-20.0%	-2
	Temporary Detention Order	TD	8	↔	-	-
	Abuse and Neglect	AN	6	▼	-68.4%	-13
	Initial Foster Care	IF	6	▼	-33.3%	-3
	Remand Custody	RC	6	▼	-33.3%	-3
	Remand Visitation	RV	6	▼	-33.3%	-3
	Terminate Parental Rights	TP	5	▲	+150.0%	+3
	Capias	CA	4	▼	-33.3%	-2
	Emergency Custody Order	EC	4	▼	-55.6%	-5
	Child at Risk	RI	1	▲	-	+1
	Motion - Protective Order	MP	1	▲	-	+1
	Relief of Custody	CR	1	↔	-	-
	Emancipation	EP	0	▼	-100.0%	-1
	Family Abuse - Protective Order	FP	0	▼	-100.0%	-1
	Violation Family Abuse Protective Order	PS	0	▼	-100.0%	-1
		Total		1,577	▼	-6.9%
	GRAND TOTAL		3,038	▼	-4.1%	-129

* Compared to same time period as previous year
 5/15/2024 1:07:18PM

** Case Type Categories are defined in the 2017 Virginia Judicial Workload Assessment
 Source: SCV-SQL-Information

Filings by Major Case Category**

Category	Summary	Change	% Change	Absolute Change
Adult Criminal	703	▼	-2.4%	-17
Child Dependency	55	▲	-9.8%	-6
Child in Need of Services/Supervision	24	▲	+60.0%	+9
Custody and Visitation	1,028	▼	-15.7%	-191
Delinquency	285	▲	+25.6%	+58
Juvenile Miscellaneous	23	▲	-4.2%	-1
New to Workload Study	41	▲	+412.5%	+33
Other	356	▲	+19.5%	+58
Protective Orders	103	▲	-10.4%	-12
Support	351	▲	-10.0%	-39
Traffic	69	▼	-23.3%	-21
GRAND TOTAL	3,038	▼	-4.1%	-129

* Compared to same time period as previous year
 5/15/2024 1:07:18PM

** Case Type Categories are defined in the 2017 Virginia Judicial Workload Assessment
 Source: SCV-SQL-Information

2024 Overall GRAND TOTAL		Distribution of Caseload		Change*		Percentage (%) of Caseload		
519	-2 -0.4%	Adult	266 51%	-3.6% ▼	-10	Adult	2023 53.0%	2024 51.3%
2024		Juvenile	253 49%	3.3% ▲	+8	Juvenile	47.0%	48.7%
2023		GRAND TOTAL	519 100%	-0.4% ▼	-2	GRAND TOTAL	100%	100%

Filings by Division & Code

Division	Case Type Description	Code	Summary	Change	% Change	Absolute Change
Adult	Civil Support	VS	58	▲	+34.9%	+15
	Other	OT	58	▲	+45.0%	+18
	Misdemeanor	CM	51	▼	-37.0%	-30
	Show Cause	SC	41	▼	-29.3%	-17
	Family Abuse - Protective Order	FP	27	▲	+8.0%	+2
	Felony	CF	15	▲	+36.4%	+4
	Capias	CA	6	▲	-14.3%	-1
	Motion - Protective Order	MP	4	▼	-42.9%	-3
	Non-Family Abuse Protective Order	AP	4	▲	+300.0%	+3
	Remand Support	RS	2	▲	-	+2
	Violation Family Abuse Protective Order	PS	0	▼	-100.0%	-1
	Violation of Protective Order	PV	0	▼	-100.0%	-2
		Total		266	▼	-3.6%
Juvenile	Custody Visitation	CV	168	▲	+5.0%	+8
	Misdemeanor	DM	27	▲	+285.7%	+20
	Traffic	T	12	▲	+140.0%	+7
	Child In Need of Services	CS	9	▲	+125.0%	+5
	Child at Risk	RI	7	▲	-	+7
	Felony	DF	7	▲	+250.0%	+5
	Paternity	PT	4	▼	-50.0%	-4
	Remand Custody	RC	4	▲	-	+4
	Remand Visitation	RV	4	▲	-	+4
	Foster Care Review	FC	2	▼	-60.0%	-3
	Show Cause	SC	2	▼	-92.9%	-26
	Truancy	TR	2	▼	-66.7%	-4
	Civil Violation	CI	1	▲	-	+1
	Emergency Custody Order	EC	1	↔	-	-
	Initial Foster Care	IF	1	▼	-50.0%	-1
	Permanency Planning	PH	1	▼	-80.0%	-4
	Voluntary Continuing Services and Support Agree	VA	1	▼	-50.0%	-1
	Motion - Protective Order	MP	0	▼	-100.0%	-2
	Non-Family Abuse Protective Order	AP	0	▼	-100.0%	-2
	Other	OT	0	▼	-100.0%	-2
	Status	ST	0	▼	-100.0%	-1
Temporary Detention Order	TD	0	▼	-100.0%	-3	
	Total		253	▲	3.3%	+8
GRAND TOTAL			519	▼	-0.4%	-2

Filings by Major Case Category**

Category	Summary	Change	% Change	Absolute Change
Adult Criminal	98	▼	-28.5%	-39
Child Dependency	12	▲	-14.3%	-2
Child in Need of Services/Supervision	11	▲	+10.0%	+1
Custody and Visitation	172	▼	+2.4%	+4
Delinquency	36	▲	-2.7%	-1
Juvenile Miscellaneous	0	▼	-100.0%	-1
New to Workload Study	1	▲	-	+1
Other	69	▲	+50.0%	+23

* Compared to same time period as previous year
 5/15/2024 1:07:18PM

** Case Type Categories are defined in the 2017 Virginia Judicial Workload Assessment
 Source: SCV-SQL-Information

Protective Orders	35	▲	-5.4%	-2
Support	73	▲	+10.6%	+7
Traffic	12	▲	+140.0%	+7
GRAND TOTAL	519	▼	-0.4%	-2

2024 Overall GRAND TOTAL		Distribution of Caseload			Change*		Percentage (%) of Caseload		
1,136 +95 9.1% 	Adult	548	48%	10.0% ▲	+50	Adult	2023	2024	
	Juvenile	588	52%	8.3% ▲	+45	Juvenile	47.8%	48.2%	
GRAND TOTAL		1,136	100%	9.1% ▲	+95	GRAND TOTAL	100%	100%	

Filings by Division & Code

Division	Case Type Description	Code	Summary	Change	% Change	Absolute Change
Adult	Show Cause	SC	138	▲	+38.0%	+38
	Misdemeanor	CM	120	▲	+18.8%	+19
	Other	OT	84	▲	+15.1%	+11
	Civil Support	VS	81	▲	+42.1%	+24
	Family Abuse - Protective Order	FP	41	▲	+115.8%	+22
	Felony	CF	29	▼	-3.3%	-1
	Capias	CA	25	▼	-44.4%	-20
	Non-Family Abuse Protective Order	AP	12	▼	-71.4%	-30
	Motion - Protective Order	MP	9	▼	-18.2%	-2
	Violation of Protective Order	PV	7	▼	-58.8%	-10
	Remand Support	RS	1	▼	-50.0%	-1
	Violation Family Abuse Protective Order	PS	1	▲	-	+1
	Restricted License for Non-Support	SL	0	▼	-100.0%	-1
Total			548	▲	10.0%	+50
Juvenile	Custody Visitation	CV	256	▼	-1.2%	-3
	Misdemeanor	DM	60	▲	+39.5%	+17
	Traffic	T	50	↔	-	-
	Abuse and Neglect	AN	31	↔	-	-
	Motion - Protective Order	MP	24	▲	+380.0%	+19
	Permanency Planning	PH	23	▼	-8.0%	-2
	Foster Care Review	FC	20	▲	+5.3%	+1
	Initial Foster Care	IF	19	▲	+171.4%	+12
	Special Immigrant Juvenile Status	SI	19	▲	+18.8%	+3
	Felony	DF	16	▼	-40.7%	-11
	Non-Family Abuse Protective Order	AP	11	▲	+450.0%	+9
	Paternity	PT	9	▲	+125.0%	+5
	Truancy	TR	9	▲	+125.0%	+5
	Child In Need of Services	CS	7	▲	+40.0%	+2
	Temporary Detention Order	TD	7	▼	-41.7%	-5
	Terminate Parental Rights	TP	6	▼	-57.1%	-8
	Family Abuse - Protective Order	FP	4	▲	-	+4
	Other	OT	4	▲	+100.0%	+2
	Remand Custody	RC	3	▲	-	+3
	Remand Visitation	RV	3	▲	-	+3
	Relief of Custody	CR	2	▲	-	+2
	Status	ST	2	▼	-75.0%	-6
	Civil Violation	CI	1	▼	-50.0%	-1
	Emergency Custody Order	EC	1	▼	-66.7%	-2
	Voluntary Continuing Services and Support Agreem	VA	1	▼	-50.0%	-1
	Qualified Residential Treatment	QR	0	▼	-100.0%	-1
	Show Cause	SC	0	▼	-100.0%	-2
	Total			588	▲	8.3%
GRAND TOTAL			1,136	▲	9.1%	+95

Filings by Major Case Category**

Category	Summary	Change	% Change	Absolute Change
Adult Criminal	274	▲	+11.4%	+28
Child Dependency	102	▲	+3.0%	+3
Child in Need of Services/Supervision	16	▲	+77.8%	+7

* Compared to same time period as previous year
 5/15/2024 1:07:18PM

** Case Type Categories are defined in the 2017 Virginia Judicial Workload Assessment
 Source: SCV-SQL-Information

CPSS - JCMS CASELOAD STATISTICS OF THE JUVENILE & DOMESTIC RELATIONS DISTRICT COURTS
 January 2024 thru April 2024 Filings (Compared to January 2023 thru April 2023)

Custody and Visitation	265	▲	+0.8%	+2
Delinquency	76	▼	+5.6%	+4
Juvenile Miscellaneous	2	▼	-75.0%	-6
New to Workload Study	20	▼	+11.1%	+2
Other	103	▲	+12.0%	+11
Protective Orders	101	▲	+27.8%	+22
Support	127	▼	+21.0%	+22
Traffic	50	↔		0
GRAND TOTAL	1,136	▲	9.1%	+95

2024 Overall GRAND TOTAL		Distribution of Caseload		Change*		Percentage (%) of Caseload		
583	-102 -14.9%	Adult	391 67%	-10.3% ▼	-45	Adult	2023 63.6%	2024 67.1%
2024		Juvenile	192 33%	-22.9% ▼	-57	Juvenile	36.4%	32.9%
2023		GRAND TOTAL	583 100%	-14.9% ▼	-102	GRAND TOTAL	100%	100%

Filings by Division & Code

Division	Case Type Description	Code	Summary	Change	% Change	Absolute Change
Adult	Show Cause	SC	114	▲	+17.5%	+17
	Misdemeanor	CM	84	▼	-7.7%	-7
	Civil Support	VS	53	▲	+43.2%	+16
	Other	OT	53	▼	-44.8%	-43
	Capias	CA	35	▼	-18.6%	-8
	Felony	CF	21	▼	-4.5%	-1
	Family Abuse - Protective Order	FP	16	▼	-36.0%	-9
	Violation of Protective Order	PV	7	▼	-22.2%	-2
	Motion - Protective Order	MP	6	▼	-14.3%	-1
	Non-Family Abuse Protective Order	AP	1	▼	-83.3%	-5
	Remand Support	RS	1	↔		-
	Restricted License for Non-Support	SL	0	▼	-100.0%	-2
	Total			391	▼	-10.3%
Juvenile	Custody Visitation	CV	66	▼	-35.9%	-37
	Abuse and Neglect	AN	28	▲	+250.0%	+20
	Felony	DF	17	▲	+13.3%	+2
	Misdemeanor	DM	16	▼	-40.7%	-11
	Initial Foster Care	IF	15	▲	+1,400.0%	+14
	Traffic	T	15	▼	-28.6%	-6
	Foster Care Review	FC	11	▼	-21.4%	-3
	Permanency Planning	PH	5	▼	-61.5%	-8
	Motion - Protective Order	MP	3	▲	+50.0%	+1
	Paternity	PT	3	↔		-
	Family Abuse - Protective Order	FP	2	▲	-	+2
	Non-Family Abuse Protective Order	AP	2	▼	-75.0%	-6
	Show Cause	SC	2	▼	-50.0%	-2
	Voluntary Continuing Services and Support Agree	VA	2	▲	+100.0%	+1
	Child In Need of Services	CS	1	↔		-
	Other	OT	1	▲	-83.3%	-5
	Special Immigrant Juvenile Status	SI	1	▲	-	+1
	Status	ST	1	▼	-80.0%	-4
	Temporary Detention Order	TD	1	▼	-85.7%	-6
	Emergency Custody Order	EC	0	▼	-100.0%	-7
	Terminate Parental Rights	TP	0	▼	-100.0%	-2
Truancy	TR	0	▼	-100.0%	-1	
Total			192	▼	-22.9%	-57
GRAND TOTAL			583	▼	-14.9%	-102

Filings by Major Case Category**

Category	Summary	Change	% Change	Absolute Change
Adult Criminal	198	▼	-1.0%	-2
Child Dependency	61	▲	+56.4%	+22
Child in Need of Services/Supervision	1	▼	-50.0%	-1
Custody and Visitation	69	▼	-34.9%	-37
Delinquency	35	▼	-23.9%	-11
Juvenile Miscellaneous	2	▲	-60.0%	-3
New to Workload Study	1	▲	-	+1
Other	55	▼	-53.0%	-62

* Compared to same time period as previous year
 5/15/2024 1:07:18PM

** Case Type Categories are defined in the 2017 Virginia Judicial Workload Assessment
 Source: SCV-SQL-Information

Protective Orders	30	▲	-37.5%	-18
Support	116	▼	+14.9%	+15
Traffic	15	▼	-28.6%	-6
GRAND TOTAL	583	▼	-14.9%	-102

2024 Overall GRAND TOTAL		Distribution of Caseload		Change*		Percentage (%) of Caseload			
1,153	-138 -10.7%	Adult	593	51%	-14.2% ▼	-98	Adult	53.5%	51.4%
2024		Juvenile	560	49%	-6.7% ▼	-40	Juvenile	46.5%	48.6%
2023		GRAND TOTAL	1,153	100%	-10.7% ▼	-138	GRAND TOTAL	100%	100%

Filings by Division & Code

Division	Case Type Description	Code	Summary	Change	% Change	Absolute Change	
Adult	Show Cause	SC	175	▲	-18.6%	-40	
	Civil Support	VS	103	▼	-12.7%	-15	
	Misdemeanor	CM	98	▼	-23.4%	-30	
	Other	OT	60	▼	-9.1%	-6	
	Capias	CA	46	▼	-11.5%	-6	
	Family Abuse - Protective Order	FP	38	↔		-	
	Felony	CF	37	▼	-19.6%	-9	
	Motion - Protective Order	MP	16	▲	+128.6%	+9	
	Remand Support	RS	8	▲	+100.0%	+4	
	Restricted License for Non-Support	SL	5	▲	+25.0%	+1	
	Violation of Protective Order	PV	5	▼	-16.7%	-1	
	Non-Family Abuse Protective Order	AP	2	▼	-60.0%	-3	
	Violation Family Abuse Protective Order	PS	0	▼	-100.0%	-2	
	Total			593	▼	-14.2%	-98
Juvenile	Custody Visitation	CV	362	▼	-6.5%	-25	
	Misdemeanor	DM	46	▼	-16.4%	-9	
	Traffic	T	26	▼	-10.3%	-3	
	Special Immigrant Juvenile Status	SI	21	▲	+75.0%	+9	
	Show Cause	SC	12	▲	+1,100.0%	+11	
	Child In Need of Services	CS	11	▼	-26.7%	-4	
	Remand Custody	RC	10	▲	+233.3%	+7	
	Remand Visitation	RV	10	▲	+233.3%	+7	
	Child at Risk	RI	8	▲	+60.0%	+3	
	Felony	DF	8	▼	-33.3%	-4	
	Paternity	PT	6	▼	-40.0%	-4	
	Permanency Planning	PH	6	↔		-	
	Civil Violation	CI	5	▲	+150.0%	+3	
	Non-Family Abuse Protective Order	AP	5	▼	-50.0%	-5	
	Temporary Detention Order	TD	5	▲	+150.0%	+3	
	Abuse and Neglect	AN	4	▲	+33.3%	+1	
	Truancy	TR	3	↔		-	
	Foster Care Review	FC	2	▼	-80.0%	-8	
	Initial Foster Care	IF	2	▼	-33.3%	-1	
	Motion - Protective Order	MP	2	▼	-60.0%	-3	
	Terminate Parental Rights	TP	2	↔		-	
	Emergency Custody Order	EC	1	▼	-50.0%	-1	
	Entrustment	ET	1	▲	-	+1	
	Status	ST	1	▼	-75.0%	-3	
	Voluntary Continuing Services and Support Agreem	VA	1	▼	-75.0%	-3	
	Capias	CA	0	▼	-100.0%	-1	
	Other	OT	0	▼	-100.0%	-6	
	Relief of Custody	CR	0	▼	-100.0%	-3	
	Violation of Protective Order	PV	0	▼	-100.0%	-2	
	Total			560	▼	-6.7%	-40
	GRAND TOTAL			1,153	▼	-10.7%	-138

Filings by Major Case Category**

Category	Summary	Change	% Change	Absolute Change
Adult Criminal	295	▼	-27.3%	-111
Child Dependency	26	▲	-27.8%	-10
Child in Need of Services/Supervision	23	▲	+21.1%	+4
Custody and Visitation	368	▼	-7.3%	-29
Delinquency	57	▲	-18.6%	-13
Juvenile Miscellaneous	1	▼	-75.0%	-3
New to Workload Study	26	▲	+85.7%	+12
Other	94	▲	+9.3%	+8
Protective Orders	63	▼	-3.1%	-2
Support	174	▲	+5.5%	+9
Traffic	26	▼	-10.3%	-3
GRAND TOTAL	1,153	▼	-10.7%	-138

* Compared to same time period as previous year
 5/15/2024 1:07:18PM

** Case Type Categories are defined in the 2017 Virginia Judicial Workload Assessment
 Source: SCV-SQL-Information

2024 Overall GRAND TOTAL		Distribution of Caseload		Change*		Percentage (%) of Caseload			
430 -0.5% 	-2	Adult	253	59%	42.1% ▲	+75	Adult	41.2%	58.8%
		Juvenile	177	41%	-30.3% ▼	-77	Juvenile	58.8%	41.2%
GRAND TOTAL		430	100%	-0.5% ▼	-2	GRAND TOTAL	100%	100%	

Filings by Division & Code

Division	Case Type Description	Code	Summary	Change	% Change	Absolute Change
Adult	Show Cause	SC	73	▲	+69.8%	+30
	Other	OT	44	▲	+63.0%	+17
	Misdemeanor	CM	39	▲	+85.7%	+18
	Civil Support	VS	34	▼	-8.1%	-3
	Family Abuse - Protective Order	FP	17	↔		-
	Felony	CF	15	▲	+150.0%	+9
	Remand Support	RS	14	▲	+27.3%	+3
	Capias	CA	9	▲	+800.0%	+8
	Motion - Protective Order	MP	5	▼	-28.6%	-2
	Bond Forfeiture	BF	1	▲	-	+1
	Non-Family Abuse Protective Order	AP	1	▼	-66.7%	-2
	Violation of Protective Order	PV	1	▼	-66.7%	-2
	Protective Order	PC	0	▼	-100.0%	-2
	Total			253	▲	42.1%
Juvenile	Custody Visitation	CV	82	▼	-47.1%	-73
	Misdemeanor	DM	21	▼	-4.5%	-1
	Remand Custody	RC	12	▲	+9.1%	+1
	Remand Visitation	RV	12	▲	+100.0%	+6
	Permanency Planning	PH	10	▲	+233.3%	+7
	Traffic	T	7	▼	-58.8%	-10
	Abuse and Neglect	AN	5	▼	-28.6%	-2
	Foster Care Review	FC	5	▼	-37.5%	-3
	Initial Foster Care	IF	5	▲	+150.0%	+3
	Non-Family Abuse Protective Order	AP	4	▼	-42.9%	-3
	Other	OT	3	▲	-	+3
	Truancy	TR	3	▲	+50.0%	+1
	Voluntary Continuing Services and Support Agree	VA	3	▲	+200.0%	+2
	Child In Need of Services	CS	2	▼	-50.0%	-2
	Civil Violation	CI	1	▲	-	+1
	Family Abuse - Protective Order	FP	1	▲	-	+1
	Felony	DF	1	▼	-75.0%	-3
	Emergency Custody Order	EC	0	▼	-100.0%	-1
	Paternity	PT	0	▼	-100.0%	-1
	Temporary Detention Order	TD	0	▼	-100.0%	-1
Terminate Parental Rights	TP	0	▼	-100.0%	-2	
Total			177	▼	-30.3%	-77
GRAND TOTAL			430	▼	-0.5%	-2

Filings by Major Case Category**

Category	Summary	Change	% Change	Absolute Change
Adult Criminal	113	▲	+76.6%	+49
Child Dependency	28	▲	+21.7%	+5
Child in Need of Services/Supervision	5	↔	-16.7%	-1
Custody and Visitation	82	▼	-47.4%	-74
Delinquency	22	▼	-15.4%	-4
New to Workload Study	1	▲	-	+1
Other	85	▲	+49.1%	+28
Protective Orders	28	▲	-17.6%	-6

* Compared to same time period as previous year
 5/15/2024 1:07:18PM

** Case Type Categories are defined in the 2017 Virginia Judicial Workload Assessment
 Source: SCV-SQL-Information

CPSS - JCMS CASELOAD STATISTICS OF THE JUVENILE & DOMESTIC RELATIONS DISTRICT COURTS
January 2024 thru April 2024 Filings (Compared to January 2023 thru April 2023)

Fluvanna

District: 16 FIPS: 065

Support	59	▲	+20.4%	+10
Traffic	7	▼	-58.8%	-10
GRAND TOTAL	430	▼	-0.5%	-2

2024 Overall GRAND TOTAL		Distribution of Caseload		Change*		Percentage (%) of Caseload		
260	-32 -11.0%	Adult	123 47%	25.5% ▲	+25	Adult	33.6%	47.3%
2024		Juvenile	137 53%	-29.4% ▼	-57	Juvenile	66.4%	52.7%
2023		GRAND TOTAL	260 100%	-11.0% ▼	-32	GRAND TOTAL	100%	100%

Filings by Division & Code

Division	Case Type Description	Code	Summary	Change	% Change	Absolute Change
Adult	Show Cause	SC	28	▲	+64.7%	+11
	Misdemeanor	CM	26	▲	+44.4%	+8
	Other	OT	25	▲	+31.6%	+6
	Civil Support	VS	16	▼	-27.3%	-6
	Family Abuse - Protective Order	FP	11	▲	+266.7%	+8
	Felony	CF	11	▲	+120.0%	+6
	Capias	CA	4	▼	-33.3%	-2
	Violation of Protective Order	PV	2	▲	-	+2
	Remand Support	RS	0	▼	-100.0%	-3
	Violation Family Abuse Protective Order	PS	0	▼	-100.0%	-5
	Total		123	▲	25.5%	+25
Juvenile	Custody Visitation	CV	58	▼	-42.6%	-43
	Misdemeanor	DM	35	▲	+2.9%	+1
	Traffic	T	18	▼	-33.3%	-9
	Felony	DF	9	▲	+800.0%	+8
	Permanency Planning	PH	4	▲	+100.0%	+2
	Status	ST	3	↔	-	-
	Motion - Protective Order	MP	2	▲	-	+2
	Voluntary Continuing Services and Support Agreen	VA	2	▲	-	+2
	Abuse and Neglect	AN	1	▼	-66.7%	-2
	Child In Need of Services	CS	1	▼	-80.0%	-4
	Initial Foster Care	IF	1	▼	-66.7%	-2
	Non-Family Abuse Protective Order	AP	1	▲	-	+1
	Other	OT	1	▲	-	+1
	Special Immigrant Juvenile Status	SI	1	▲	-	+1
	Child at Risk	RI	0	▼	-100.0%	-1
	Family Abuse - Protective Order	FP	0	▼	-100.0%	-1
	Paternity	PT	0	▼	-100.0%	-1
	Remand Custody	RC	0	▼	-100.0%	-6
	Remand Visitation	RV	0	▼	-100.0%	-6
	Total		137	▼	-29.4%	-57
	GRAND TOTAL		260	▼	-11.0%	-32

Filings by Major Case Category**

Category	Summary	Change	% Change	Absolute Change
Adult Criminal	63	▲	+31.3%	+15
Child Dependency	8	▲	-11.1%	-1
Child in Need of Services/Supervision	1	▼	-80.0%	-4
Custody and Visitation	58	▼	-43.1%	-44
Delinquency	44	▲	+25.7%	+9
Juvenile Miscellaneous	3	↔	-	0
New to Workload Study	1	▲	-	+1
Other	26	▲	-23.5%	-8
Protective Orders	14	▲	+250.0%	+10
Support	24	▲	-4.0%	-1
Traffic	18	▼	-33.3%	-9
	GRAND TOTAL	260	▼	-11.0%

* Compared to same time period as previous year
 5/15/2024 1:07:18PM

** Case Type Categories are defined in the 2017 Virginia Judicial Workload Assessment
 Source: SCV-SQL-Information

2024 Overall GRAND TOTAL		Distribution of Caseload		Change*		Percentage (%) of Caseload		
365	-72 -16.5%	Adult	154 42%	-31.6% ▼	-71	Adult	2023 51.5%	2024 42.2%
2024		Juvenile	211 58%	-0.5% ▼	-1	Juvenile	48.5%	57.8%
2023		GRAND TOTAL	365 100%	-16.5% ▼	-72	GRAND TOTAL	100%	100%

Filings by Division & Code

Division	Case Type Description	Code	Summary	Change	% Change	Absolute Change
Adult	Show Cause	SC	37	▲	+19.4%	+6
	Civil Support	VS	31	▼	-22.5%	-9
	Misdemeanor	CM	23	▼	-4.2%	-1
	Other	OT	20	▼	-35.5%	-11
	Family Abuse - Protective Order	FP	18	▲	+12.5%	+2
	Capias	CA	12	▲	+100.0%	+6
	Felony	CF	8	▼	-50.0%	-8
	Non-Family Abuse Protective Order	AP	4	▲	+300.0%	+3
	Violation of Protective Order	PV	1	▼	-98.0%	-50
	Motion - Protective Order	MP	0	▼	-100.0%	-9
	Total		154	▼	-31.6%	-71
Juvenile	Custody Visitation	CV	93	▼	-17.7%	-20
	Felony	DF	28	▲	+154.5%	+17
	Misdemeanor	DM	27	▲	+50.0%	+9
	Traffic	T	21	▲	+50.0%	+7
	Non-Family Abuse Protective Order	AP	12	▲	-	+12
	Foster Care Review	FC	8	▲	+60.0%	+3
	Permanency Planning	PH	4	▼	-71.4%	-10
	Show Cause	SC	4	▲	-	+4
	Special Immigrant Juvenile Status	SI	3	▲	+200.0%	+2
	Child In Need of Services	CS	2	▼	-33.3%	-1
	Status	ST	2	▲	-	+2
	Voluntary Continuing Services and Support Agreem	VA	2	▲	+100.0%	+1
	Abuse and Neglect	AN	1	▼	-80.0%	-4
	Entrustment	ET	1	▲	-	+1
	Initial Foster Care	IF	1	▼	-50.0%	-1
	Paternity	PT	1	▼	-50.0%	-1
	Truancy	TR	1	↔	-	-
	Emergency Custody Order	EC	0	▼	-100.0%	-1
	Family Abuse - Protective Order	FP	0	▼	-100.0%	-1
	Motion - Protective Order	MP	0	▼	-100.0%	-2
Qualified Residential Treatment	QR	0	▼	-100.0%	-1	
Temporary Detention Order	TD	0	▼	-100.0%	-3	
Terminate Parental Rights	TP	0	▼	-100.0%	-14	
	Total		211	▼	-0.5%	-1
GRAND TOTAL			365	▼	-16.5%	-72

Filings by Major Case Category**

Category	Summary	Change	% Change	Absolute Change
Adult Criminal	63	▼	-45.7%	-53
Child Dependency	17	▲	-59.5%	-25
Child in Need of Services/Supervision	3	▼	-25.0%	-1
Custody and Visitation	94	▼	-18.3%	-21
Delinquency	59	▲	+103.4%	+30
Juvenile Miscellaneous	2	▲	-	+2
New to Workload Study	3	▲	+200.0%	+2
Other	20	▼	-42.9%	-15
Protective Orders	34	▲	+17.2%	+5

* Compared to same time period as previous year
 5/15/2024 1:07:18PM

** Case Type Categories are defined in the 2017 Virginia Judicial Workload Assessment
 Source: SCV-SQL-Information

CPSS - JCMS CASELOAD STATISTICS OF THE JUVENILE & DOMESTIC RELATIONS DISTRICT COURTS
 January 2024 thru April 2024 Filings (Compared to January 2023 thru April 2023)

Greene

District: 16 FIPS: 079

Support	49	▲	-5.8%	-3
Traffic	21	▲	+50.0%	+7
GRAND TOTAL	365	▼	-16.5%	-72

2024 Overall GRAND TOTAL		Distribution of Caseload			Change*		Percentage (%) of Caseload		
785 +48 6.5% 	Adult	444	57%	13.3% ▲	+52	Adult	2023	2024	
	Juvenile	341	43%	-1.2% ▼	-4	Juvenile	46.8%	56.6%	
	GRAND TOTAL	785	100%	6.5% ▲	+48	GRAND TOTAL	100%	100%	

Filings by Division & Code

Division	Case Type Description	Code	Summary	Change	% Change	Absolute Change
Adult	Misdemeanor	CM	135	▲	+128.8%	+76
	Show Cause	SC	75	▲	+8.7%	+6
	Other	OT	72	▲	+4.3%	+3
	Civil Support	VS	58	▼	-9.4%	-6
	Felony	CF	43	▼	-45.6%	-36
	Family Abuse - Protective Order	FP	21	▲	+40.0%	+6
	Capias	CA	16	▼	-15.8%	-3
	Violation of Protective Order	PV	12	▲	+100.0%	+6
	Motion - Protective Order	MP	6	▲	+100.0%	+3
	Non-Family Abuse Protective Order	AP	2	↔	-	-
	Remand Support	RS	2	▼	-71.4%	-5
	Restricted License for Non-Support	SL	2	▲	-	+2
		Total		444	▲	13.3%
Juvenile	Custody Visitation	CV	233	▼	-8.3%	-21
	Traffic	T	24	▲	+300.0%	+18
	Misdemeanor	DM	19	▼	-13.6%	-3
	Felony	DF	9	▲	+28.6%	+2
	Paternity	PT	7	▲	+250.0%	+5
	Motion - Protective Order	MP	6	▲	+200.0%	+4
	Abuse and Neglect	AN	5	▼	-54.5%	-6
	Child In Need of Services	CS	5	▲	+400.0%	+4
	Foster Care Review	FC	5	▲	+66.7%	+2
	Permanency Planning	PH	5	▲	+25.0%	+1
	Non-Family Abuse Protective Order	AP	4	▲	-	+4
	Capias	CA	3	▲	-	+3
	Civil Violation	CI	2	↔	-	-
	Initial Foster Care	IF	2	▼	-50.0%	-2
	Remand Custody	RC	2	▼	-77.8%	-7
	Remand Visitation	RV	2	▼	-77.8%	-7
	Terminate Parental Rights	TP	2	▲	-	+2
	Voluntary Continuing Services and Support Agree	VA	2	▼	-33.3%	-1
	Emergency Custody Order	EC	1	▲	-	+1
	Status	ST	1	▲	-	+1
	Temporary Detention Order	TD	1	▲	-	+1
	Truancy	TR	1	▼	-75.0%	-3
	Show Cause	SC	0	▼	-100.0%	-2
	Total		341	▼	-1.2%	-4
	GRAND TOTAL		785	▲	6.5%	+48

Filings by Major Case Category**

Category	Summary	Change	% Change	Absolute Change
Adult Criminal	239	▲	+21.9%	+43
Child Dependency	21	▲	-16.0%	-4
Child in Need of Services/Supervision	6	▲	+20.0%	+1
Custody and Visitation	240	▲	-6.3%	-16
Delinquency	31	▲	-	0
Juvenile Miscellaneous	1	▲	-	+1
New to Workload Study	2	↔	-	0

* Compared to same time period as previous year
 5/15/2024 1:07:18PM

** Case Type Categories are defined in the 2017 Virginia Judicial Workload Assessment
 Source: SCV-SQL-Information

CPSS - JCMS CASELOAD STATISTICS OF THE JUVENILE & DOMESTIC RELATIONS DISTRICT COURTS
 January 2024 thru April 2024 Filings (Compared to January 2023 thru April 2023)

Louisa

District: 16 FIPS: 109

Other	80	▲	-14.9%	-14
Protective Orders	39	▲	+77.3%	+17
Support	102	▲	+2.0%	+2
Traffic	24	▲	+300.0%	+18
GRAND TOTAL	785	▲	6.5%	+48

2024 Overall GRAND TOTAL		Distribution of Caseload		Change*		Percentage (%) of Caseload			
279 +78 38.8% 		Adult	134	48%	61.4% ▲	+51	Adult	41.3%	48.0%
		Juvenile	145	52%	22.9% ▲	+27	Juvenile	58.7%	52.0%
GRAND TOTAL		279	100%	38.8% ▲	+78	GRAND TOTAL	100%	100%	

Filings by Division & Code

Division	Case Type Description	Code	Summary	Change	% Change	Absolute Change
Adult	Show Cause	SC	38	▲	+65.2%	+15
	Misdemeanor	CM	31	▲	+181.8%	+20
	Civil Support	VS	25	▲	+66.7%	+10
	Other	OT	12	↔		-
	Family Abuse - Protective Order	FP	10	▲	+11.1%	+1
	Felony	CF	8	▲	+300.0%	+6
	Motion - Protective Order	MP	4	▲	+100.0%	+2
	Non-Family Abuse Protective Order	AP	3	▲	+50.0%	+1
	Violation of Protective Order	PV	3	▲	+50.0%	+1
	Capias	CA	0	▼	-100.0%	-5
	Total		134	▲	61.4%	+51
Juvenile	Custody Visitation	CV	94	▲	+42.4%	+28
	Permanency Planning	PH	13	▲	+160.0%	+8
	Abuse and Neglect	AN	9	▼	-30.8%	-4
	Initial Foster Care	IF	8	▲	+100.0%	+4
	Misdemeanor	DM	6	▲	+50.0%	+2
	Terminate Parental Rights	TP	4	▲	+100.0%	+2
	Entrustment	ET	3	▲	-	+3
	Traffic	T	3	▼	-40.0%	-2
	Felony	DF	2	▲	+100.0%	+1
	Child In Need of Services	CS	1	↔		-
	Foster Care Review	FC	1	▼	-66.7%	-2
	Status	ST	1	▼	-83.3%	-5
	Motion - Protective Order	MP	0	▼	-100.0%	-2
	Non-Family Abuse Protective Order	AP	0	▼	-100.0%	-3
	Paternity	PT	0	▼	-100.0%	-2
	Truancy	TR	0	▼	-100.0%	-1
		Total		145	▲	22.9%
GRAND TOTAL			279	▲	38.8%	+78

Filings by Major Case Category**

Category	Summary	Change	% Change	Absolute Change
Adult Criminal	56	▲	+47.4%	+18
Child Dependency	38	▲	+40.7%	+11
Child in Need of Services/Supervision	1	▼	-50.0%	-1
Custody and Visitation	94	▼	+38.2%	+26
Delinquency	8	▲	+60.0%	+3
Juvenile Miscellaneous	1	▼	-83.3%	-5
Other	12	↔		0
Protective Orders	17	▼	-5.6%	-1
Support	49	▲	+145.0%	+29
Traffic	3	▼	-40.0%	-2
GRAND TOTAL	279	▲	38.8%	+78

2024 Overall GRAND TOTAL		Distribution of Caseload		Change*		Percentage (%) of Caseload			
812 +85 11.7% 		Adult	390	48%	11.1% ▲	+39	Adult	48.3%	48.0%
		Juvenile	422	52%	12.2% ▲	+46	Juvenile	51.7%	52.0%
		GRAND TOTAL	812	100%	11.7% ▲	+85	GRAND TOTAL	100%	100%

Filings by Division & Code

Division	Case Type Description	Code	Summary	Change	% Change	Absolute Change	
Adult	Show Cause	SC	113	▲	+34.5%	+29	
	Civil Support	VS	89	▲	+25.4%	+18	
	Misdemeanor	CM	64	▼	-5.9%	-4	
	Other	OT	49	▼	-10.9%	-6	
	Family Abuse - Protective Order	FP	33	▲	+32.0%	+8	
	Capias	CA	17	▼	-32.0%	-8	
	Felony	CF	10	▼	-16.7%	-2	
	Motion - Protective Order	MP	5	↔		-	
	Remand Support	RS	4	▲	+100.0%	+2	
	Non-Family Abuse Protective Order	AP	3	▲	+200.0%	+2	
	Violation of Protective Order	PV	2	↔		-	
	Bond Forfeiture	BF	1	▲	-	+1	
	Protective Order	PC	0	▼	-100.0%	-1	
	Total		390	▲	11.1%	+39	
Juvenile	Custody Visitation	CV	261	▲	+7.4%	+18	
	Misdemeanor	DM	22	▲	+22.2%	+4	
	Child In Need of Services	CS	21	▲	+90.9%	+10	
	Terminate Parental Rights	TP	14	▲	+1,300.0%	+13	
	Felony	DF	12	▲	+9.1%	+1	
	Permanency Planning	PH	12	▲	+9.1%	+1	
	Foster Care Review	FC	9	▲	+12.5%	+1	
	Status	ST	9	▲	+12.5%	+1	
	Traffic	T	8	▲	+33.3%	+2	
	Remand Custody	RC	7	▲	+75.0%	+3	
	Remand Visitation	RV	6	▲	+20.0%	+1	
	Civil Violation	CI	5	▼	-16.7%	-1	
	Paternity	PT	5	▲	+66.7%	+2	
	Truancy	TR	5	▼	-44.4%	-4	
	Voluntary Continuing Services and Support Agreem	VA	5	▲	+400.0%	+4	
	Other	OT	4	▲	+100.0%	+2	
	Abuse and Neglect	AN	3	▼	-50.0%	-3	
	Initial Foster Care	IF	3	▲	+50.0%	+1	
	Motion - Protective Order	MP	2	▲	-	+2	
	Non-Family Abuse Protective Order	AP	2	▼	-60.0%	-3	
	Special Immigrant Juvenile Status	SI	2	▲	-	+2	
	Temporary Detention Order	TD	2	▼	-75.0%	-6	
	Capias	CA	1	▲	-	+1	
	Emancipation	EP	1	▲	-	+1	
	Emergency Custody Order	EC	1	↔		-	
	Family Abuse - Protective Order	FP	0	▼	-100.0%	-1	
	Qualified Residential Treatment	QR	0	▼	-100.0%	-6	
		Total		422	▲	12.2%	+46
		GRAND TOTAL		812	▲	11.7%	+85

Filings by Major Case Category**

Category	Summary	Change	% Change	Absolute Change
Adult Criminal	173	▲	+2.4%	+4
Child Dependency	46	▲	+31.4%	+11
Child in Need of Services/Supervision	26	▲	+30.0%	+6

* Compared to same time period as previous year
 5/15/2024 1:07:18PM

** Case Type Categories are defined in the 2017 Virginia Judicial Workload Assessment
 Source: SCV-SQL-Information

CPSS - JCMS CASELOAD STATISTICS OF THE JUVENILE & DOMESTIC RELATIONS DISTRICT COURTS
 January 2024 thru April 2024 Filings (Compared to January 2023 thru April 2023)

Orange

District: 16 FIPS: 137

Custody and Visitation	266	▲	+8.1%	+20
Delinquency	35	▲	+20.7%	+6
Juvenile Miscellaneous	10	▲	+25.0%	+2
New to Workload Study	7	▲	+16.7%	+1
Other	73	▲	-5.2%	-4
Protective Orders	45	▲	+21.6%	+8
Support	123	▲	+30.9%	+29
Traffic	8	▲	+33.3%	+2
GRAND TOTAL	812	▲	11.7%	+85

2024 Overall GRAND TOTAL		Distribution of Caseload			Change*		Percentage (%) of Caseload		
1,536 +118 8.3% 	2024 2023	Adult	631	41%	0.6% ▲	+4	Adult	44.2%	41.1%
		Juvenile	905	59%	14.4% ▲	+114	Juvenile	55.8%	58.9%
GRAND TOTAL		1,536	100%	8.3% ▲	+118	GRAND TOTAL	100%	100%	

Filings by Division & Code

Division	Case Type Description	Code	Summary	Change	% Change	Absolute Change	
Adult	Misdemeanor	CM	148	▼	-5.1%	-8	
	Civil Support	VS	147	▲	+27.8%	+32	
	Other	OT	91	▼	-18.8%	-21	
	Show Cause	SC	83	▼	-7.8%	-7	
	Felony	CF	74	▲	+39.6%	+21	
	Family Abuse - Protective Order	FP	44	▼	-13.7%	-7	
	Capias	CA	34	▼	-22.7%	-10	
	Motion - Protective Order	MP	5	▲	+400.0%	+4	
	Non-Family Abuse Protective Order	AP	4	▲	+100.0%	+2	
	Violation of Protective Order	PV	1	▲	-	+1	
	Restricted License for Non-Support	SL	0	▼	-100.0%	-2	
	Violation Family Abuse Protective Order	PS	0	▼	-100.0%	-1	
	Total			631	▲	0.6%	+4
Juvenile	Custody Visitation	CV	278	▲	+14.9%	+36	
	Misdemeanor	DM	122	▲	+25.8%	+25	
	Felony	DF	113	▲	+189.7%	+74	
	Civil Violation	CI	73	▲	+49.0%	+24	
	Status	ST	51	▼	-63.6%	-89	
	Show Cause	SC	39	▼	-17.0%	-8	
	Abuse and Neglect	AN	37	▼	-28.8%	-15	
	Truancy	TR	32	▲	+220.0%	+22	
	Traffic	T	26	▼	-3.7%	-1	
	Child In Need of Services	CS	24	▲	+14.3%	+3	
	Permanency Planning	PH	24	▲	+500.0%	+20	
	Non-Family Abuse Protective Order	AP	20	▲	+66.7%	+8	
	Paternity	PT	20	▲	+81.8%	+9	
	Foster Care Review	FC	10	▼	-16.7%	-2	
	Terminate Parental Rights	TP	9	▲	+50.0%	+3	
	Initial Foster Care	IF	8	▲	+14.3%	+1	
	Capias	CA	5	▼	-50.0%	-5	
	Entrustment	ET	4	▲	-	+4	
	Special Immigrant Juvenile Status	SI	2	▲	-	+2	
	Voluntary Continuing Services and Support Agreem	VA	2	▲	-	+2	
	Emergency Custody Order	EC	1	↔	-	-	
	Family Abuse - Protective Order	FP	1	▲	-	+1	
	Mental Commitment	MC	1	▲	-	+1	
	Motion - Protective Order	MP	1	▲	-	+1	
	Relief of Custody	CR	1	▲	-	+1	
	Temporary Detention Order	TD	1	▼	-75.0%	-3	
	Total			905	▲	14.4%	+114
	GRAND TOTAL			1,536	▲	8.3%	+118

Filings by Major Case Category**

Category	Summary	Change	% Change	Absolute Change
Adult Criminal	308	▲		0
Child Dependency	95	▲	+17.3%	+14
Child in Need of Services/Supervision	62	▲	+47.6%	+20
Custody and Visitation	298	▲	+17.8%	+45
Delinquency	273	▲	+50.0%	+91

* Compared to same time period as previous year
 5/15/2024 1:07:18PM

** Case Type Categories are defined in the 2017 Virginia Judicial Workload Assessment
 Source: SCV-SQL-Information

Juvenile Miscellaneous	51	▼	-63.6%	-89
New to Workload Study	75	▲	+53.1%	+26
Other	94	▲	-19.7%	-23
Protective Orders	75	▲	+13.6%	+9
Support	179	▼	+17.0%	+26
Traffic	26	▼	-3.7%	-1
GRAND TOTAL	1,536	▲	8.3%	+118

2024 Overall GRAND TOTAL		Distribution of Caseload		Change*		Percentage (%) of Caseload		
33	-13 -28.3%	Adult	12 36%	-40.0% ▼	-8	Adult	2023 43.5%	2024 36.4%
2024		Juvenile	21 64%	-19.2% ▼	-5	Juvenile	56.5%	63.6%
2023		GRAND TOTAL	33 100%	-28.3% ▼	-13	GRAND TOTAL	100%	100%

Filings by Division & Code

Division	Case Type Description	Code	Summary	Change	% Change	Absolute Change
Adult	Other	OT	4	▼	-42.9%	-3
	Misdemeanor	CM	3	▼	-25.0%	-1
	Civil Support	VS	2	▼	-60.0%	-3
	Capias	CA	1	↔		-
	Family Abuse - Protective Order	FP	1	▲	-	+1
	Show Cause	SC	1	▼	-50.0%	-1
	Felony	CF	0	▼	-100.0%	-1
	Total			12	▼	-40.0%
Juvenile	Misdemeanor	DM	8	▲	+166.7%	+5
	Traffic	T	6	▲	+50.0%	+2
	Custody Visitation	CV	2	▼	-66.7%	-4
	Felony	DF	2	▲	-	+2
	Child In Need of Services	CS	1	↔		-
	Special Immigrant Juvenile Status	SI	1	↔		-
	Status	ST	1	▼	-83.3%	-5
	Abuse and Neglect	AN	0	▼	-100.0%	-1
	Non-Family Abuse Protective Order	AP	0	▼	-100.0%	-2
	Permanency Planning	PH	0	▼	-100.0%	-1
	Truancy	TR	0	▼	-100.0%	-1
	Total			21	▼	-19.2%
GRAND TOTAL			33	▼	-28.3%	-13

Filings by Major Case Category**

Category	Summary	Change	% Change	Absolute Change
Adult Criminal	5	▼	-37.5%	-3
Child Dependency	0	▼	-100.0%	-2
Child in Need of Services/Supervision	1	▼	-50.0%	-1
Custody and Visitation	2	▼	-66.7%	-4
Delinquency	10	▲	+233.3%	+7
Juvenile Miscellaneous	1	▼	-83.3%	-5
New to Workload Study	1	↔		0
Other	4	▼	-42.9%	-3
Protective Orders	1	▲	-50.0%	-1
Support	2	▼	-60.0%	-3
Traffic	6	▲	+50.0%	+2
GRAND TOTAL	33	▼	-28.3%	-13

2024 Overall GRAND TOTAL		Distribution of Caseload			Change*		Percentage (%) of Caseload		
1,455	-63 -4.2%	Adult	711	49%	-2.2% ▼	-16	Adult	47.9%	48.9%
2024		Juvenile	744	51%	-5.9% ▼	-47	Juvenile	52.1%	51.1%
2023		GRAND TOTAL	1,455	100%	-4.2% ▼	-63	GRAND TOTAL	100%	100%

Filings by Division & Code

Division	Case Type Description	Code	Summary	Change	% Change	Absolute Change	
Adult	Misdemeanor	CM	184	▼	-15.6%	-34	
	Other	OT	169	▼	-11.1%	-21	
	Civil Support	VS	149	▲	+27.4%	+32	
	Family Abuse - Protective Order	FP	61	▲	+41.9%	+18	
	Felony	CF	49	▼	-15.5%	-9	
	Show Cause	SC	37	▼	-28.8%	-15	
	Capias	CA	34	▲	+6.3%	+2	
	Protective Order	PC	11	▲	+57.1%	+4	
	Bond Forfeiture	BF	8	▲	-	+8	
	Motion - Protective Order	MP	5	▲	+66.7%	+2	
	Violation of Protective Order	PV	3	▼	-25.0%	-1	
	Non-Family Abuse Protective Order	AP	1	▼	-50.0%	-1	
	Restricted License for Non-Support	SL	0	▼	-100.0%	-1	
		Total		711	▼	-2.2%	-16
Juvenile	Custody Visitation	CV	353	▼	-5.9%	-22	
	Misdemeanor	DM	103	▼	-4.6%	-5	
	Status	ST	71	▼	-18.4%	-16	
	Felony	DF	47	▼	-20.3%	-12	
	Traffic	T	20	▲	+11.1%	+2	
	Permanency Planning	PH	19	↔	-	-	
	Special Immigrant Juvenile Status	SI	18	▲	-	+18	
	Foster Care Review	FC	16	▼	-36.0%	-9	
	Paternity	PT	14	▲	+133.3%	+8	
	Motion - Protective Order	MP	13	▲	+333.3%	+10	
	Initial Foster Care	IF	12	↔	-	-	
	Non-Family Abuse Protective Order	AP	10	▲	+25.0%	+2	
	Truancy	TR	10	↔	-	-	
	Show Cause	SC	7	▲	+133.3%	+4	
	Other	OT	6	▼	-40.0%	-4	
	Terminate Parental Rights	TP	6	▼	-14.3%	-1	
	Abuse and Neglect	AN	5	▼	-80.0%	-20	
	Civil Violation	CI	4	▲	+33.3%	+1	
	Temporary Detention Order	TD	3	▲	+200.0%	+2	
	Emergency Custody Order	EC	2	▲	-	+2	
	Family Abuse - Protective Order	FP	2	▲	-	+2	
	Voluntary Continuing Services and Support Agree	VA	2	↔	-	-	
	Relief of Custody	CR	1	▼	-50.0%	-1	
	Entrustment	ET	0	▼	-100.0%	-3	
	Protective Order	PC	0	▼	-100.0%	-2	
	Qualified Residential Treatment	QR	0	▼	-100.0%	-3	
		Total		744	▼	-5.9%	-47
	GRAND TOTAL			1,455	▼	-4.2%	-63

Filings by Major Case Category**

Category	Summary	Change	% Change	Absolute Change
Adult Criminal	313	▲	-8.5%	-29
Child Dependency	61	▼	-37.8%	-37
Child in Need of Services/Supervision	10	▼	-9.1%	-1
Custody and Visitation	367	▲	-3.7%	-14

* Compared to same time period as previous year
 5/15/2024 1:07:18PM

** Case Type Categories are defined in the 2017 Virginia Judicial Workload Assessment
 Source: SCV-SQL-Information

CPSS - JCMS CASELOAD STATISTICS OF THE JUVENILE & DOMESTIC RELATIONS DISTRICT COURTS
 January 2024 thru April 2024 Filings (Compared to January 2023 thru April 2023)

Alexandria

District: 18 FIPS: 510

Delinquency	157	▲	-8.2%	-14
Juvenile Miscellaneous	71	▼	-18.4%	-16
New to Workload Study	22	▲	+633.3%	+19
Other	180	▲	-10.4%	-21
Protective Orders	92	▲	+55.9%	+33
Support	162	▼	+10.2%	+15
Traffic	20	▲	+11.1%	+2
GRAND TOTAL	1,455	▼	-4.2%	-63

2024 Overall GRAND TOTAL		Distribution of Caseload			Change*		Percentage (%) of Caseload		
8,257	-1,769 -17.6%	Adult	3,936	48%	-20.2% ▼	-995	Adult	49.2%	47.7%
		Juvenile	4,321	52%	-15.2% ▼	-774	Juvenile	50.8%	52.3%
		GRAND TOTAL	8,257	100%	-17.6% ▼	-1,769	GRAND TOTAL	100%	100%

Filings by Division & Code

Division	Case Type Description	Code	Summary	Change	% Change	Absolute Change	
Adult	Misdemeanor	CM	1,063	▼	-1.4%	-15	
	Other	OT	739	▼	-49.7%	-729	
	Civil Support	VS	682	▼	-26.3%	-244	
	Felony	CF	464	▲	+25.1%	+93	
	Show Cause	SC	395	▼	-8.6%	-37	
	Family Abuse - Protective Order	FP	365	▲	+2.2%	+8	
	Capias	CA	161	▼	-30.6%	-71	
	Remand Support	RS	22	▲	+22.2%	+4	
	Protective Order	PC	21	▲	+90.9%	+10	
	Non-Family Abuse Protective Order	AP	20	▲	+17.6%	+3	
	Violation of Protective Order	PV	3	▼	-50.0%	-3	
	Violation Family Abuse Protective Order	PS	1	▼	-50.0%	-1	
	Bond Forfeiture	BF	0	▼	-100.0%	-13	
	Total		3,936	▼	-20.2%	-995	
Juvenile	Custody Visitation	CV	1,773	▼	-21.4%	-483	
	Status	ST	653	▼	-22.4%	-188	
	Misdemeanor	DM	539	▼	-12.5%	-77	
	Traffic	T	309	▼	-20.6%	-80	
	Felony	DF	294	▲	+14.4%	+37	
	Special Immigrant Juvenile Status	SI	134	▲	+55.8%	+48	
	Paternity	PT	73	▼	-21.5%	-20	
	Temporary Detention Order	TD	73	▼	-9.9%	-8	
	Permanency Planning	PH	65	▲	+75.7%	+28	
	Abuse and Neglect	AN	56	▼	-11.1%	-7	
	Show Cause	SC	52	▼	-10.3%	-6	
	Capias	CA	49	▲	-3.9%	-2	
	Foster Care Review	FC	37	▼	-36.2%	-21	
	Non-Family Abuse Protective Order	AP	37	▲	+19.4%	+6	
	Civil Violation	CI	28	▲	+154.5%	+17	
	Initial Foster Care	IF	28	▼	-12.5%	-4	
	Remand Custody	RC	25	▲	+31.6%	+6	
	Remand Visitation	RV	25	▲	+31.6%	+6	
	Terminate Parental Rights	TP	20	▲	+25.0%	+4	
	Truancy	TR	15	▼	-54.5%	-18	
	Emergency Custody Order	EC	9	▼	-35.7%	-5	
	Voluntary Continuing Services and Support Agree	VA	8	▼	-27.3%	-3	
	Other	OT	6	▲	-	+6	
	Child In Need of Services	CS	4	▼	-50.0%	-4	
	Motion - Protective Order	MP	4	▲	+100.0%	+2	
	Entrustment	ET	2	▲	-	+2	
	Emancipation	EP	1	▼	-75.0%	-3	
	Family Abuse - Protective Order	FP	1	▼	-83.3%	-5	
	Protective Order	PC	1	▲	-	+1	
	Child at Risk	RI	0	▼	-100.0%	-1	
	Qualified Residential Treatment	QR	0	▼	-100.0%	-2	
		Total		4,321	▼	-15.2%	-774
		GRAND TOTAL		8,257	▼	-17.6%	-1,769

Filings by Major Case Category**

Category	Summary	Change	% Change	Absolute Change
Adult Criminal	1,902	▼	-2.5%	-48
Child Dependency	216	▲	-1.8%	-4
Child in Need of Services/Supervision	21	▼	-52.3%	-23
Custody and Visitation	1,852	▲	-21.2%	-499
Delinquency	927	▲	-5.1%	-50
Juvenile Miscellaneous	654	▼	-22.6%	-191
New to Workload Study	162	▲	+67.0%	+65
Other	899	▲	-44.5%	-720
Protective Orders	427	▲	+3.4%	+14
Support	888	▼	-20.8%	-233
Traffic	309	▼	-20.6%	-80
GRAND TOTAL	8,257	▼	-17.6%	-1,769

* Compared to same time period as previous year
 5/15/2024 1:07:18PM

** Case Type Categories are defined in the 2017 Virginia Judicial Workload Assessment
 Source: SCV-SQL-Information

2024 Overall GRAND TOTAL		Distribution of Caseload		Change*		Percentage (%) of Caseload			
909 	+7 0.8%	Adult	357	39%	-6.8% ▼	-26	Adult	42.5%	39.3%
		Juvenile	552	61%	6.4% ▲	+33	Juvenile	57.5%	60.7%
		GRAND TOTAL	909	100%	0.8% ▲	+7	GRAND TOTAL	100%	100%

Filings by Division & Code

Division	Case Type Description	Code	Summary	Change	% Change	Absolute Change	
Adult	Civil Support	VS	82	▼	-12.8%	-12	
	Show Cause	SC	75	▲	+19.0%	+12	
	Misdemeanor	CM	72	▼	-7.7%	-6	
	Other	OT	40	▲	-11.1%	-5	
	Family Abuse - Protective Order	FP	34	▲	+6.3%	+2	
	Capias	CA	20	▼	-	-	
	Felony	CF	15	▼	-54.5%	-18	
	Remand Support	RS	10	▲	-	+10	
	Motion - Protective Order	MP	8	▼	-42.9%	-6	
	Protective Order	PC	1	▲	-	+1	
	Non-Family Abuse Protective Order	AP	0	▼	-100.0%	-3	
	Violation of Protective Order	PV	0	▼	-100.0%	-1	
		Total		357	▼	-6.8%	-26
Juvenile	Custody Visitation	CV	324	▼	-3.0%	-10	
	Misdemeanor	DM	66	▲	+8.2%	+5	
	Traffic	T	55	▲	+27.9%	+12	
	Abuse and Neglect	AN	16	▲	+220.0%	+11	
	Remand Custody	RC	13	▲	+333.3%	+10	
	Remand Visitation	RV	12	▲	+300.0%	+9	
	Foster Care Review	FC	11	▲	+10.0%	+1	
	Felony	DF	8	▼	-20.0%	-2	
	Child In Need of Services	CS	5	↔	-	-	
	Motion - Protective Order	MP	5	▲	+25.0%	+1	
	Terminate Parental Rights	TP	5	▼	-28.6%	-2	
	Child at Risk	RI	4	▲	-	+4	
	Initial Foster Care	IF	4	▼	-20.0%	-1	
	Entrustment	ET	3	▲	+50.0%	+1	
	Non-Family Abuse Protective Order	AP	3	▲	+200.0%	+2	
	Relief of Custody	CR	3	▲	+200.0%	+2	
	Status	ST	3	▼	-25.0%	-1	
	Voluntary Continuing Services and Support Agreen	VA	3	▲	-	+3	
	Civil Violation	CI	2	▼	-33.3%	-1	
	Paternity	PT	2	▲	+100.0%	+1	
	Permanency Planning	PH	2	▼	-33.3%	-1	
	Truancy	TR	2	▼	-66.7%	-4	
	Temporary Detention Order	TD	1	▼	-66.7%	-2	
	Emancipation	EP	0	▼	-100.0%	-1	
	Emergency Custody Order	EC	0	▼	-100.0%	-1	
	Juvenile Support	JS	0	▼	-100.0%	-1	
	Mental Commitment	MC	0	▼	-100.0%	-1	
	Qualified Residential Treatment	QR	0	▼	-100.0%	-1	
		Total		552	▲	6.4%	+33
		GRAND TOTAL		909	▲	0.8%	+7

Filings by Major Case Category**

Category	Summary	Change	% Change	Absolute Change
Adult Criminal	158	▲	-11.2%	-20
Child Dependency	51	▲	+50.0%	+17
Child in Need of Services/Supervision	7	▼	-36.4%	-4

CPSS - JCMS CASELOAD STATISTICS OF THE JUVENILE & DOMESTIC RELATIONS DISTRICT COURTS
 January 2024 thru April 2024 Filings (Compared to January 2023 thru April 2023)

Custody and Visitation	326	▲	-2.7%	-9
Delinquency	74	▼	+4.2%	+3
Juvenile Miscellaneous	3	▼	-40.0%	-2
New to Workload Study	2	▼	-33.3%	-1
Other	76	▲	+35.7%	+20
Protective Orders	50	▲	-7.4%	-4
Support	107	▼	-4.5%	-5
Traffic	55	▲	+27.9%	+12
GRAND TOTAL	909	▲	0.8%	+7

2024 Overall GRAND TOTAL		Distribution of Caseload			Change*		Percentage (%) of Caseload		
2,281 	0	Adult	1,097	48%	-5.1% ▼	-59	Adult	50.7%	48.1%
	0.0%	Juvenile	1,184	52%	5.2% ▲	+59	Juvenile	49.3%	51.9%
		GRAND TOTAL	2,281	100%	0.0%	0	GRAND TOTAL	100%	100%

Filings by Division & Code

Division	Case Type Description	Code	Summary	Change	% Change	Absolute Change	
Adult	Misdemeanor	CM	263	▼	-16.5%	-52	
	Civil Support	VS	182	▼	-10.3%	-21	
	Other	OT	176	▼	-1.1%	-2	
	Show Cause	SC	167	▲	+3.1%	+5	
	Family Abuse - Protective Order	FP	108	▼	-10.0%	-12	
	Felony	CF	104	▲	+22.4%	+19	
	Capias	CA	61	▲	+35.6%	+16	
	Motion - Protective Order	MP	17	↔		-	
	Remand Support	RS	9	▼	-57.1%	-12	
	Violation of Protective Order	PV	8	▲	+33.3%	+2	
	Non-Family Abuse Protective Order	AP	1	▼	-66.7%	-2	
	Restricted License for Non-Support	SL	1	↔		-	
		Total		1,097	▼	-5.1%	-59
Juvenile	Custody Visitation	CV	578	▲	+11.6%	+60	
	Misdemeanor	DM	196	▲	+19.5%	+32	
	Traffic	T	183	▼	-16.4%	-36	
	Felony	DF	65	▲	+1.6%	+1	
	Terminate Parental Rights	TP	18	▲	+800.0%	+16	
	Temporary Detention Order	TD	17	▼	-5.6%	-1	
	Status	ST	13	▲	+44.4%	+4	
	Permanency Planning	PH	12	▲	+9.1%	+1	
	Remand Custody	RC	12	▼	-29.4%	-5	
	Remand Visitation	RV	12	▼	-33.3%	-6	
	Foster Care Review	FC	10	▼	-16.7%	-2	
	Paternity	PT	9	↔		-	
	Show Cause	SC	9	▲	+28.6%	+2	
	Abuse and Neglect	AN	8	▲	+100.0%	+4	
	Initial Foster Care	IF	8	▲	+300.0%	+6	
	Mental Commitment	MC	7	▼	-22.2%	-2	
	Emergency Custody Order	EC	6	▼	-33.3%	-3	
	Motion - Protective Order	MP	6	▲	+50.0%	+2	
	Truancy	TR	5	▲	+150.0%	+3	
	Child In Need of Services	CS	4	▲	+33.3%	+1	
	Non-Family Abuse Protective Order	AP	3	▼	-72.7%	-8	
	Capias	CA	2	▲	+100.0%	+1	
	Civil Violation	CI	1	▼	-66.7%	-2	
	Family Abuse - Protective Order	FP	0	▼	-100.0%	-1	
	Other	OT	0	▼	-100.0%	-2	
	Qualified Residential Treatment	QR	0	▼	-100.0%	-4	
	Relief of Custody	CR	0	▼	-100.0%	-1	
	Voluntary Continuing Services and Support Agreem	VA	0	▼	-100.0%	-1	
		Total		1,184	▲	5.2%	+59
	GRAND TOTAL			2,281		0.0%	0

Filings by Major Case Category**

Category	Summary	Change	% Change	Absolute Change
Adult Criminal	547	▲	-3.5%	-20
Child Dependency	56	▲	+51.4%	+19
Child in Need of Services/Supervision	9	▲	+80.0%	+4

CPSS - JCMS CASELOAD STATISTICS OF THE JUVENILE & DOMESTIC RELATIONS DISTRICT COURTS
 January 2024 thru April 2024 Filings (Compared to January 2023 thru April 2023)

Custody and Visitation	587	▲	+11.4%	+60
Delinquency	272	▲	+15.3%	+36
Juvenile Miscellaneous	13	▲	+44.4%	+4
New to Workload Study	1	▼	-66.7%	-2
Other	239	▼	-12.1%	-33
Protective Orders	135	▼	-13.5%	-21
Support	239	▲	-4.4%	-11
Traffic	183	▼	-16.4%	-36
GRAND TOTAL	2,281		0.0%	0

2024 Overall GRAND TOTAL		Distribution of Caseload		Change*		Percentage (%) of Caseload		
107	+19 21.6%	Adult	43 40%	-6.5% ▼	-3	Adult	52.3%	40.2%
2024		Juvenile	64 60%	52.4% ▲	+22	Juvenile	47.7%	59.8%
2023		GRAND TOTAL	107 100%	21.6% ▲	+19	GRAND TOTAL	100%	100%

Filings by Division & Code

Division	Case Type Description	Code	Summary	Change	% Change	Absolute Change
Adult	Civil Support	VS	9	▲	+50.0%	+3
	Misdemeanor	CM	8	▼	-42.9%	-6
	Other	OT	8	▼	-33.3%	-4
	Felony	CF	7	↔		-
	Show Cause	SC	4	▲	+33.3%	+1
	Family Abuse - Protective Order	FP	3	▲	+200.0%	+2
	Remand Support	RS	3	▲	+200.0%	+2
	Motion - Protective Order	MP	1	▲	-	+1
	Non-Family Abuse Protective Order	AP	0	▼	-100.0%	-1
	Violation of Protective Order	PV	0	▼	-100.0%	-1
	Total		43	▼	-6.5%	-3
Juvenile	Custody Visitation	CV	30	▲	+7.1%	+2
	Traffic	T	13	▲	+333.3%	+10
	Misdemeanor	DM	8	▲	+33.3%	+2
	Remand Custody	RC	6	▲	+500.0%	+5
	Remand Visitation	RV	6	▲	+500.0%	+5
	Initial Foster Care	IF	1	▲	-	+1
	Felony	DF	0	▼	-100.0%	-1
	Special Immigrant Juvenile Status	SI	0	▼	-100.0%	-2
	Total		64	▲	52.4%	+22
GRAND TOTAL			107	▲	21.6%	+19

Filings by Major Case Category**

Category	Summary	Change	% Change	Absolute Change	
Adult Criminal	17	▼	-29.2%	-7	
Child Dependency	1	▲	-	+1	
Custody and Visitation	30	▲	+7.1%	+2	
Delinquency	8	▼	+14.3%	+1	
New to Workload Study	0	▼	-100.0%	-2	
Other	23	▲	+53.3%	+8	
Protective Orders	4	▲	+100.0%	+2	
Support	11	▲	+57.1%	+4	
Traffic	13	▲	+333.3%	+10	
GRAND TOTAL		107	▲	21.6%	+19

* Compared to same time period as previous year
 5/15/2024 1:07:18PM

** Case Type Categories are defined in the 2017 Virginia Judicial Workload Assessment
 Source: SCV-SQL-Information

2024 Overall GRAND TOTAL		Distribution of Caseload		Change*		Percentage (%) of Caseload			
1,350 +34 2.6% 		Adult	661	49%	-6.6% ▼	-47	Adult	53.8%	49.0%
		Juvenile	689	51%	13.3% ▲	+81	Juvenile	46.2%	51.0%
		GRAND TOTAL	1,350	100%	2.6% ▲	+34	GRAND TOTAL	100%	100%

Filings by Division & Code

Division	Case Type Description	Code	Summary	Change	% Change	Absolute Change
Adult	Civil Support	VS	203	▼	-2.4%	-5
	Misdemeanor	CM	126	▲	+5.0%	+6
	Show Cause	SC	100	▲	+1.0%	+1
	Other	OT	96	▼	-1.0%	-1
	Capias	CA	39	▼	-13.3%	-6
	Family Abuse - Protective Order	FP	39	▼	-41.8%	-28
	Felony	CF	32	▼	-48.4%	-30
	Motion - Protective Order	MP	12	▲	+200.0%	+8
	Non-Family Abuse Protective Order	AP	4	▲	+300.0%	+3
	Protective Order	PC	4	▲	+33.3%	+1
	Restricted License for Non-Support	SL	3	▲	-	+3
	Bond Forfeiture	BF	1	▲	-	+1
	Remand Support	RS	1	↔	-	-
	Violation of Protective Order	PV	1	↔	-	-
	Total		661	▼	-6.6%	-47
Juvenile	Custody Visitation	CV	456	▲	+12.3%	+50
	Abuse and Neglect	AN	33	▲	+65.0%	+13
	Misdemeanor	DM	33	↔	-	-
	Foster Care Review	FC	28	▲	+16.7%	+4
	Traffic	T	27	▲	+80.0%	+12
	Status	ST	26	▲	+23.8%	+5
	Paternity	PT	20	▼	-13.0%	-3
	Permanency Planning	PH	18	▼	-10.0%	-2
	Initial Foster Care	IF	11	▲	+22.2%	+2
	Temporary Detention Order	TD	10	▲	+233.3%	+7
	Felony	DF	5	▼	-37.5%	-3
	Remand Custody	RC	4	▲	+100.0%	+2
	Remand Visitation	RV	4	▲	+100.0%	+2
	Terminate Parental Rights	TP	4	▼	-55.6%	-5
	Special Immigrant Juvenile Status	SI	3	▲	+50.0%	+1
	Capias	CA	2	▲	-	+2
	Child In Need of Services	CS	1	↔	-	-
	Emancipation	EP	1	▲	-	+1
	Emergency Custody Order	EC	1	↔	-	-
	Mental Commitment	MC	1	▲	-	+1
	Relief of Custody	CR	1	▼	-83.3%	-5
	Motion - Protective Order	MP	0	▼	-100.0%	-1
	Qualified Residential Treatment	QR	0	▼	-100.0%	-1
	Voluntary Continuing Services and Support Agreem	VA	0	▼	-100.0%	-1
	Total		689	▲	13.3%	+81
	GRAND TOTAL		1,350	▲	2.6%	+34

Filings by Major Case Category**

Category	Summary	Change	% Change	Absolute Change
Adult Criminal	262	▲	-10.3%	-30
Child Dependency	95	▼	+5.6%	+5
Child in Need of Services/Supervision	1	↔	-	0
Custody and Visitation	476	▼	+11.0%	+47
Delinquency	40	▲	-2.4%	-1

* Compared to same time period as previous year
 5/15/2024 1:07:18PM

** Case Type Categories are defined in the 2017 Virginia Judicial Workload Assessment
 Source: SCV-SQL-Information

CPSS - JCMS CASELOAD STATISTICS OF THE JUVENILE & DOMESTIC RELATIONS DISTRICT COURTS
 January 2024 thru April 2024 Filings (Compared to January 2023 thru April 2023)

Juvenile Miscellaneous	27	▲	+28.6%	+6
New to Workload Study	3	▲	+50.0%	+1
Other	117	▲	+10.4%	+11
Protective Orders	55	▲	-24.7%	-18
Support	247	▲	+0.4%	+1
Traffic	27	▲	+80.0%	+12
GRAND TOTAL	1,350	▲	2.6%	+34

2024 Overall GRAND TOTAL		Distribution of Caseload		Change*		Percentage (%) of Caseload			
437 -57 -11.5% 		Adult	190	43%	-30.1% ▼	-82	Adult	2023 55.1%	2024 43.5%
		Juvenile	247	57%	11.3% ▲	+25	Juvenile	44.9%	56.5%
		GRAND TOTAL	437	100%	-11.5% ▼	-57	GRAND TOTAL	100%	100%

Filings by Division & Code

Division	Case Type Description	Code	Summary	Change	% Change	Absolute Change
Adult	Civil Support	VS	59	▼	-16.9%	-12
	Show Cause	SC	47	▼	-21.7%	-13
	Misdemeanor	CM	34	▼	-35.8%	-19
	Other	OT	23	▼	-32.4%	-11
	Felony	CF	10	▼	-50.0%	-10
	Capias	CA	7	▼	-50.0%	-7
	Family Abuse - Protective Order	FP	4	▼	-73.3%	-11
	Violation of Protective Order	PV	3	▲	+50.0%	+1
	Motion - Protective Order	MP	2	▲	+100.0%	+1
	Protective Order	PC	1	▲	-	+1
	Non-Family Abuse Protective Order	AP	0	▼	-100.0%	-1
	Restricted License for Non-Support	SL	0	▼	-100.0%	-1
	Total		190	▼	-30.1%	-82
Juvenile	Custody Visitation	CV	152	▲	+9.4%	+13
	Misdemeanor	DM	24	▲	+4.3%	+1
	Felony	DF	15	▲	+36.4%	+4
	Child at Risk	RI	8	▲	+60.0%	+3
	Paternity	PT	8	▲	+60.0%	+3
	Traffic	T	8	▼	-33.3%	-4
	Permanency Planning	PH	7	▲	+600.0%	+6
	Truancy	TR	6	▲	+20.0%	+1
	Temporary Detention Order	TD	5	▲	+66.7%	+2
	Emergency Custody Order	EC	3	↔	-	-
	Motion - Protective Order	MP	3	▲	-	+3
	Abuse and Neglect	AN	1	▼	-50.0%	-1
	Capias	CA	1	▲	-	+1
	Foster Care Review	FC	1	▼	-66.7%	-2
	Initial Foster Care	IF	1	▼	-50.0%	-1
	Relief of Custody	CR	1	▼	-50.0%	-1
	Remand Custody	RC	1	↔	-	-
	Remand Visitation	RV	1	↔	-	-
	Status	ST	1	▲	-	+1
	Civil Violation	CI	0	▼	-100.0%	-2
	Qualified Residential Treatment	QR	0	▼	-100.0%	-1
	Voluntary Continuing Services and Support Agreem	VA	0	▼	-100.0%	-1
	Total		247	▲	11.3%	+25
	GRAND TOTAL		437	▼	-11.5%	-57

Filings by Major Case Category**

Category	Summary	Change	% Change	Absolute Change
Adult Criminal	83	▲	-30.8%	-37
Child Dependency	19	▲	+11.8%	+2
Child in Need of Services/Supervision	6	▲	+20.0%	+1
Custody and Visitation	160	▲	+11.1%	+16
Delinquency	40	▲	+17.6%	+6
Juvenile Miscellaneous	1	▲	-	+1
New to Workload Study	0	▼	-100.0%	-2
Other	33	▲	-21.4%	-9

* Compared to same time period as previous year
 5/15/2024 1:07:18PM

** Case Type Categories are defined in the 2017 Virginia Judicial Workload Assessment
 Source: SCV-SQL-Information

Protective Orders	9	▲	-47.1%	-8
Support	78	▼	-22.8%	-23
Traffic	8	▼	-33.3%	-4
GRAND TOTAL	437	▼	-11.5%	-57

2024 Overall GRAND TOTAL		Distribution of Caseload		Change*		Percentage (%) of Caseload			
500 +145 40.8% 		Adult	191	38%	24.0% ▲	+37	Adult	43.4%	38.2%
		Juvenile	309	62%	53.7% ▲	+108	Juvenile	56.6%	61.8%
		GRAND TOTAL	500	100%	40.8% ▲	+145	GRAND TOTAL	100%	100%

Filings by Division & Code

Division	Case Type Description	Code	Summary	Change	% Change	Absolute Change
Adult	Civil Support	VS	44	▲	+33.3%	+11
	Misdemeanor	CM	44	▲	+69.2%	+18
	Show Cause	SC	33	▲	+13.8%	+4
	Felony	CF	28	▲	+47.4%	+9
	Family Abuse - Protective Order	FP	15	▼	-16.7%	-3
	Other	OT	15	▲	+66.7%	+6
	Motion - Protective Order	MP	7	▲	+250.0%	+5
	Capias	CA	2	▼	-84.6%	-11
	Remand Support	RS	2	▼	-33.3%	-1
	Non-Family Abuse Protective Order	AP	1	↔		-
	Restricted License for Non-Support	SL	0	▼	-100.0%	-1
	Total		191	▲	24.0%	+37
Juvenile	Custody Visitation	CV	173	▲	+44.2%	+53
	Abuse and Neglect	AN	42	▲	+200.0%	+28
	Permanency Planning	PH	21	▲	+2,000.0%	+20
	Foster Care Review	FC	13	▲	+30.0%	+3
	Terminate Parental Rights	TP	12	▲	-	+12
	Paternity	PT	7	▲	+40.0%	+2
	Remand Custody	RC	7	▼	-36.4%	-4
	Remand Visitation	RV	7	▼	-22.2%	-2
	Traffic	T	6	▲	+20.0%	+1
	Initial Foster Care	IF	5	▲	+150.0%	+3
	Misdemeanor	DM	5	↔		-
	Motion - Protective Order	MP	3	▲	-	+3
	Voluntary Continuing Services and Support Agreen	VA	2	▲	-	+2
	Capias	CA	1	▲	-	+1
	Child In Need of Services	CS	1	↔		-
	Emergency Custody Order	EC	1	▼	-50.0%	-1
	Felony	DF	1	▼	-91.7%	-11
	Non-Family Abuse Protective Order	AP	1	↔		-
	Temporary Detention Order	TD	1	↔		-
	Child at Risk	RI	0	▼	-100.0%	-1
Status	ST	0	▼	-100.0%	-1	
	Total		309	▲	53.7%	+108
GRAND TOTAL			500	▲	40.8%	+145

Filings by Major Case Category**

Category	Summary	Change	% Change	Absolute Change
Adult Criminal	100	▲	+25.0%	+20
Child Dependency	95	▲	+239.3%	+67
Child in Need of Services/Supervision	1	↔		0
Custody and Visitation	180	▲	+44.0%	+55
Delinquency	7	▲	-58.8%	-10
Juvenile Miscellaneous	0	▼	-100.0%	-1
Other	33	▼	-5.7%	-2
Protective Orders	27	▲	+22.7%	+5
Support	51	▼	+24.4%	+10
Traffic	6	▲	+20.0%	+1

* Compared to same time period as previous year
 5/15/2024 1:07:18PM

** Case Type Categories are defined in the 2017 Virginia Judicial Workload Assessment
 Source: SCV-SQL-Information

GRAND TOTAL

500

▲

40.8%

+145

2024 Overall GRAND TOTAL		Distribution of Caseload			Change*		Percentage (%) of Caseload		
1,248	-23 -1.8%	Adult	800	64%	-9.6% ▼	-85	Adult	69.6%	64.1%
2024		Juvenile	448	36%	16.1% ▲	+62	Juvenile	30.4%	35.9%
2023		GRAND TOTAL	1,248	100%	-1.8% ▼	-23	GRAND TOTAL	100%	100%

Filings by Division & Code

Division	Case Type Description	Code	Summary	Change	% Change	Absolute Change	
Adult	Misdemeanor	CM	219	▼	-12.7%	-32	
	Other	OT	174	▲	+1.8%	+3	
	Capias	CA	112	▼	-5.9%	-7	
	Show Cause	SC	110	▼	-27.6%	-42	
	Civil Support	VS	108	▲	+5.9%	+6	
	Felony	CF	42	▼	-4.5%	-2	
	Family Abuse - Protective Order	FP	26	▼	-35.0%	-14	
	Non-Family Abuse Protective Order	AP	5	▲	+25.0%	+1	
	Motion - Protective Order	MP	2	▲	+100.0%	+1	
	Violation of Protective Order	PV	2	▲	+100.0%	+1	
	Total		800	▼	-9.6%	-85	
Juvenile	Custody Visitation	CV	210	▲	+13.5%	+25	
	Misdemeanor	DM	79	▲	+19.7%	+13	
	Truancy	TR	44	▲	+51.7%	+15	
	Felony	DF	40	▲	+21.2%	+7	
	Status	ST	19	▲	+5.6%	+1	
	Permanency Planning	PH	12	▲	+33.3%	+3	
	Traffic	T	8	▲	+14.3%	+1	
	Paternity	PT	6	↔		-	
	Non-Family Abuse Protective Order	AP	5	▲	+150.0%	+3	
	Initial Foster Care	IF	4	↔		-	
	Terminate Parental Rights	TP	4	▼	-20.0%	-1	
	Civil Violation	CI	3	▲	-	+3	
	Foster Care Review	FC	3	▼	-50.0%	-3	
	Temporary Detention Order	TD	3	▲	+50.0%	+1	
	Abuse and Neglect	AN	2	▲	-	+2	
	Child In Need of Services	CS	2	▼	-60.0%	-3	
	Emancipation	EP	1	▲	-	+1	
	Emergency Custody Order	EC	1	↔		-	
	Entrustment	ET	1	▲	-	+1	
	Mental Commitment	MC	1	▼	-85.7%	-6	
	Relief of Custody	CR	0	▼	-100.0%	-1	
		Total		448	▲	16.1%	+62
	GRAND TOTAL			1,248	▼	-1.8%	-23

Filings by Major Case Category**

Category	Summary	Change	% Change	Absolute Change
Adult Criminal	470	▲	-14.9%	-82
Child Dependency	26	▲	+4.0%	+1
Child in Need of Services/Supervision	46	▼	+35.3%	+12
Custody and Visitation	216	▲	+13.1%	+25
Delinquency	119	▲	+20.2%	+20
Juvenile Miscellaneous	20	▲	+11.1%	+2
New to Workload Study	3	▲	-	+3
Other	179	▼	-1.1%	-2
Protective Orders	38	▲	-19.1%	-9
Support	123	▲	+5.1%	+6

* Compared to same time period as previous year
 5/15/2024 1:07:18PM

** Case Type Categories are defined in the 2017 Virginia Judicial Workload Assessment
 Source: SCV-SQL-Information

Traffic		8	▲	+14.3%	+1
	GRAND TOTAL	1,248	▼	-1.8%	-23

2024 Overall GRAND TOTAL		Distribution of Caseload		Change*		Percentage (%) of Caseload		
1,262	-174 -12.1%	Adult	538 43%	2.1% ▲	+11	Adult	36.7%	42.6%
2024		Juvenile	724 57%	-20.4% ▼	-185	Juvenile	63.3%	57.4%
2023		GRAND TOTAL	1,262 100%	-12.1% ▼	-174	GRAND TOTAL	100%	100%

Filings by Division & Code

Division	Case Type Description	Code	Summary	Change	% Change	Absolute Change
Adult	Misdemeanor	CM	146	▲	+57.0%	+53
	Civil Support	VS	122	▼	-10.3%	-14
	Other	OT	86	▼	-24.6%	-28
	Show Cause	SC	77	▲	+26.2%	+16
	Family Abuse - Protective Order	FP	50	▲	+92.3%	+24
	Non-Family Abuse Protective Order	AP	20	▼	-16.7%	-4
	Felony	CF	17	▼	-22.7%	-5
	Capias	CA	12	▼	-55.6%	-15
	Motion - Protective Order	MP	3	▼	-66.7%	-6
	Violation of Protective Order	PV	3	▲	+200.0%	+2
	Remand Support	RS	2	▼	-84.6%	-11
	Bond Forfeiture	BF	0	▼	-100.0%	-1
		Total		538	▲	2.1%
Juvenile	Custody Visitation	CV	373	▼	-21.3%	-101
	Misdemeanor	DM	108	▲	+1.9%	+2
	Abuse and Neglect	AN	59	▲	+118.5%	+32
	Motion - Protective Order	MP	25	▲	+8.7%	+2
	Status	ST	19	▲	+11.8%	+2
	Permanency Planning	PH	18	▲	+50.0%	+6
	Foster Care Review	FC	17	▼	-15.0%	-3
	Remand Visitation	RV	16	▼	-68.0%	-34
	Felony	DF	14	▼	-17.6%	-3
	Remand Custody	RC	14	▼	-75.9%	-44
	Traffic	T	12	▼	-45.5%	-10
	Truancy	TR	12	▼	-14.3%	-2
	Child In Need of Services	CS	10	▼	-56.5%	-13
	Initial Foster Care	IF	10	▼	-41.2%	-7
	Relief of Custody	CR	6	▲	+500.0%	+5
	Terminate Parental Rights	TP	4	↔	-	-
	Paternity	PT	3	▼	-72.7%	-8
	Non-Family Abuse Protective Order	AP	2	▲	-	+2
	Capias	CA	1	▲	-	+1
	Special Immigrant Juvenile Status	SI	1	▲	-	+1
	Emergency Custody Order	EC	0	▼	-100.0%	-1
	Entrustment	ET	0	▼	-100.0%	-3
	Qualified Residential Treatment	QR	0	▼	-100.0%	-5
	Voluntary Continuing Services and Support Agree	VA	0	▼	-100.0%	-4
		Total		724	▼	-20.4%
GRAND TOTAL			1,262	▼	-12.1%	-174

Filings by Major Case Category**

Category	Summary	Change	% Change	Absolute Change
Adult Criminal	208	▲	+12.4%	+23
Child Dependency	114	▲	+22.6%	+21
Child in Need of Services/Supervision	22	▼	-40.5%	-15
Custody and Visitation	376	▼	-22.5%	-109
Delinquency	123	▲	-	0
Juvenile Miscellaneous	19	▲	+11.8%	+2

* Compared to same time period as previous year
 5/15/2024 1:07:18PM

** Case Type Categories are defined in the 2017 Virginia Judicial Workload Assessment
 Source: SCV-SQL-Information

New to Workload Study	1	▲	-	+1
Other	118	▼	-50.0%	-118
Protective Orders	100	▲	+22.0%	+18
Support	169	▲	+8.3%	+13
Traffic	12	▼	-45.5%	-10
GRAND TOTAL	1,262	▼	-12.1%	-174

2024 Overall GRAND TOTAL		Distribution of Caseload		Change*		Percentage (%) of Caseload			
1,318 +43 3.4% 	2024 2023	Adult	628	48%	23.1% ▲	+118	Adult	2023 40.0%	2024 47.6%
		Juvenile	690	52%	-9.8% ▼	-75	Juvenile	60.0%	52.4%
GRAND TOTAL		1,318	100%	3.4% ▲	+43	GRAND TOTAL	100%	100%	

Filings by Division & Code

Division	Case Type Description	Code	Summary	Change	% Change	Absolute Change
Adult	Civil Support	VS	187	▲	+54.5%	+66
	Misdemeanor	CM	149	▼	-4.5%	-7
	Show Cause	SC	107	▲	+67.2%	+43
	Other	OT	99	▲	+7.6%	+7
	Family Abuse - Protective Order	FP	42	▼	-4.5%	-2
	Capias	CA	21	▲	+61.5%	+8
	Felony	CF	10	▼	-23.1%	-3
	Motion - Protective Order	MP	5	↔		-
	Non-Family Abuse Protective Order	AP	3	▲	+50.0%	+1
	Violation Family Abuse Protective Order	PS	2	▲	-	+2
	Violation of Protective Order	PV	2	▲	-	+2
	Remand Support	RS	1	▲	-	+1
	Total		628	▲	23.1%	+118
Juvenile	Custody Visitation	CV	485	▼	-8.3%	-44
	Misdemeanor	DM	33	▼	-15.4%	-6
	Abuse and Neglect	AN	26	▲	+18.2%	+4
	Child at Risk	RI	17	▲	+21.4%	+3
	Traffic	T	16	▼	-48.4%	-15
	Paternity	PT	15	▲	+114.3%	+8
	Child In Need of Services	CS	14	▼	-30.0%	-6
	Initial Foster Care	IF	13	▲	+30.0%	+3
	Permanency Planning	PH	11	▼	-57.7%	-15
	Foster Care Review	FC	10	▲	+11.1%	+1
	Voluntary Continuing Services and Support Agreem	VA	10	▲	+66.7%	+4
	Felony	DF	8	▼	-20.0%	-2
	Truancy	TR	7	↔		-
	Terminate Parental Rights	TP	6	↔		-
	Temporary Detention Order	TD	5	▲	+66.7%	+2
	Non-Family Abuse Protective Order	AP	4	▲	+100.0%	+2
	Status	ST	3	▼	-50.0%	-3
	Motion - Protective Order	MP	2	▼	-50.0%	-2
	Relief of Custody	CR	2	↔		-
	Civil Violation	CI	1	▼	-66.7%	-2
	Emancipation	EP	1	▲	-	+1
	Emergency Custody Order	EC	1	↔		-
	Family Abuse - Protective Order	FP	0	▼	-100.0%	-1
	Qualified Residential Treatment	QR	0	▼	-100.0%	-4
	Show Cause	SC	0	▼	-100.0%	-3
	Total		690	▼	-9.8%	-75
GRAND TOTAL			1,318	▲	3.4%	+43

Filings by Major Case Category**

Category	Summary	Change	% Change	Absolute Change
Adult Criminal	281	▲	+17.6%	+42
Child Dependency	95	▼	-4.0%	-4
Child in Need of Services/Supervision	21	▼	-22.2%	-6
Custody and Visitation	500	▲	-6.7%	-36
Delinquency	41	▼	-21.2%	-11

Juvenile Miscellaneous	4	▲	-33.3%	-2
New to Workload Study	1	▼	-66.7%	-2
Other	106	▲	+10.4%	+10
Protective Orders	56	▼	-3.4%	-2
Support	197	▲	+53.9%	+69
Traffic	16	▼	-48.4%	-15
GRAND TOTAL	1,318	▲	3.4%	+43

2024 Overall GRAND TOTAL		Distribution of Caseload		Change*		Percentage (%) of Caseload		
3,199	-110 -3.3%	Adult	1,401 44%	-10.8% ▼	-170	Adult	47.5%	43.8%
2024		Juvenile	1,798 56%	3.5% ▲	+60	Juvenile	52.5%	56.2%
2023		GRAND TOTAL	3,199 100%	-3.3% ▼	-110	GRAND TOTAL	100%	100%

Filings by Division & Code

Division	Case Type Description	Code	Summary	Change	% Change	Absolute Change
Adult	Misdemeanor	CM	368	▼	-14.8%	-64
	Civil Support	VS	314	▼	-5.4%	-18
	Other	OT	283	▼	-12.9%	-42
	Show Cause	SC	169	▼	-17.6%	-36
	Family Abuse - Protective Order	FP	147	▼	-13.0%	-22
	Felony	CF	57	▲	+18.8%	+9
	Motion - Protective Order	MP	22	▲	+120.0%	+12
	Capias	CA	11	▼	-38.9%	-7
	Violation of Protective Order	PV	11	▲	+37.5%	+3
	Remand Support	RS	9	▲	+350.0%	+7
	Non-Family Abuse Protective Order	AP	8	▼	-63.6%	-14
	Restricted License for Non-Support	SL	1	▲	-	+1
	Violation Family Abuse Protective Order	PS	1	▲	-	+1
	Total		1,401	▼	-10.8%	-170
Juvenile	Custody Visitation	CV	959	▼	-7.3%	-76
	Misdemeanor	DM	134	▲	+7.2%	+9
	Abuse and Neglect	AN	98	▲	+5.4%	+5
	Permanency Planning	PH	78	▼	-6.0%	-5
	Truancy	TR	65	▲	+54.8%	+23
	Foster Care Review	FC	54	▼	-23.9%	-17
	Traffic	T	52	▲	+33.3%	+13
	Temporary Detention Order	TD	49	▲	+157.9%	+30
	Terminate Parental Rights	TP	48	▲	+92.0%	+23
	Initial Foster Care	IF	38	▲	+46.2%	+12
	Special Immigrant Juvenile Status	SI	27	▲	+2,600.0%	+26
	Motion - Protective Order	MP	26	↔	-	-
	Mental Commitment	MC	25	▲	+31.6%	+6
	Status	ST	24	▲	+300.0%	+18
	Relief of Custody	CR	20	▲	+400.0%	+16
	Felony	DF	15	▼	-65.1%	-28
	Paternity	PT	15	▲	+15.4%	+2
	Remand Custody	RC	14	▲	+75.0%	+6
	Emergency Custody Order	EC	13	▲	-	+13
	Remand Visitation	RV	12	▲	+100.0%	+6
	Non-Family Abuse Protective Order	AP	9	▼	-52.6%	-10
	Child In Need of Services	CS	8	↔	-	-
	Capias	CA	3	▼	-40.0%	-2
	Entrustment	ET	3	▼	-25.0%	-1
	Family Abuse - Protective Order	FP	3	▲	+200.0%	+2
	Voluntary Continuing Services and Support Agreen	VA	3	↔	-	-
	Civil Violation	CI	1	▲	-	+1
	Restoration of Parental Rights	RR	1	▲	-	+1
	Restricted Operators License	RL	1	▲	-	+1
	Child at Risk	RI	0	▼	-100.0%	-2
	Emancipation	EP	0	▼	-100.0%	-2
	Juvenile Support	JS	0	▼	-100.0%	-1
	Qualified Residential Treatment	QR	0	▼	-100.0%	-9
	Total		1,798	▲	3.5%	+60
	GRAND TOTAL		3,199	▼	-3.3%	-110

* Compared to same time period as previous year

** Case Type Categories are defined in the 2017 Virginia Judicial Workload Assessment

Filings by Major Case Category**

Category	Summary	Change	% Change	Absolute Change
Adult Criminal	546	▲	-7.0%	-41
Child Dependency	342	▲	+6.9%	+22
Child in Need of Services/Supervision	73	▲	+46.0%	+23
Custody and Visitation	974	▲	-7.1%	-74
Delinquency	152	▼	-12.1%	-21
Juvenile Miscellaneous	24	▲	+200.0%	+16
New to Workload Study	28	▲	+2,700.0%	+27
Other	406	▲	+7.1%	+27
Protective Orders	215	▲	-13.0%	-32
Support	386	▲	-15.5%	-71
Traffic	53	▲	+35.9%	+14
GRAND TOTAL	3,199	▼	-3.3%	-110

* Compared to same time period as previous year
 5/15/2024 1:07:18PM

** Case Type Categories are defined in the 2017 Virginia Judicial Workload Assessment
 Source: SCV-SQL-Information

2024 Overall GRAND TOTAL		Distribution of Caseload			Change*		Percentage (%) of Caseload		
1,603	-22 -1.4%	Adult	612	38%	-11.7% ▼	-81	Adult	42.6%	38.2%
2024		Juvenile	991	62%	6.3% ▲	+59	Juvenile	57.4%	61.8%
2023		GRAND TOTAL	1,603	100%	-1.4% ▼	-22	GRAND TOTAL	100%	100%

Filings by Division & Code

Division	Case Type Description	Code	Summary	Change	% Change	Absolute Change
Adult	Civil Support	VS	158	▲	+9.0%	+13
	Misdemeanor	CM	132	▼	-36.2%	-75
	Show Cause	SC	99	▲	+28.6%	+22
	Other	OT	97	▼	-24.2%	-31
	Family Abuse - Protective Order	FP	66	▲	+11.9%	+7
	Felony	CF	24	▼	-40.0%	-16
	Non-Family Abuse Protective Order	AP	12	▲	+9.1%	+1
	Capias	CA	8	▼	-11.1%	-1
	Motion - Protective Order	MP	8	▲	+166.7%	+5
	Remand Support	RS	7	▼	-46.2%	-6
	Restricted License for Non-Support	SL	1	▲	-	+1
	Violation of Protective Order	PV	0	▼	-100.0%	-1
		Total		612	▼	-11.7%
Juvenile	Custody Visitation	CV	520	▲	+22.6%	+96
	Misdemeanor	DM	97	▼	-17.8%	-21
	Traffic	T	60	▲	+9.1%	+5
	Status	ST	59	▲	-15.7%	-11
	Abuse and Neglect	AN	50	▼	-27.5%	-19
	Permanency Planning	PH	46	▲	+15.0%	+6
	Felony	DF	28	▲	+75.0%	+12
	Terminate Parental Rights	TP	20	▲	+122.2%	+11
	Foster Care Review	FC	17	▼	-26.1%	-6
	Initial Foster Care	IF	17	▲	+183.3%	+11
	Voluntary Continuing Services and Support Agreem	VA	14	▲	+55.6%	+5
	Motion - Protective Order	MP	11	▼	-42.1%	-8
	Truancy	TR	11	▼	-31.3%	-5
	Child In Need of Services	CS	9	▲	+800.0%	+8
	Paternity	PT	9	▲	+200.0%	+6
	Non-Family Abuse Protective Order	AP	6	▲	+20.0%	+1
	Remand Custody	RC	5	▼	-80.0%	-20
	Temporary Detention Order	TD	4	▼	-20.0%	-1
	Civil Violation	CI	3	▲	+50.0%	+1
	Relief of Custody	CR	3	▼	-25.0%	-1
	Capias	CA	1	▼	-75.0%	-3
	Special Immigrant Juvenile Status	SI	1	▲	-	+1
	Emancipation	EP	0	▼	-100.0%	-1
	Emergency Custody Order	EC	0	▼	-100.0%	-2
	Entrustment	ET	0	▼	-100.0%	-1
	Qualified Residential Treatment	QR	0	▼	-100.0%	-3
	Remand Visitation	RV	0	▼	-100.0%	-2
		Total		991	▲	6.3%
GRAND TOTAL			1,603	▼	-1.4%	-22

Filings by Major Case Category**

Category	Summary	Change	% Change	Absolute Change
Adult Criminal	219	▼	-29.1%	-90
Child Dependency	167	▲	+1.8%	+3
Child in Need of Services/Supervision	20	▲	+17.6%	+3
Custody and Visitation	529	▲	+23.9%	+102

* Compared to same time period as previous year
 5/15/2024 1:07:18PM

** Case Type Categories are defined in the 2017 Virginia Judicial Workload Assessment
 Source: SCV-SQL-Information

Delinquency	126	▼	-8.7%	-12
Juvenile Miscellaneous	59	▲	-16.9%	-12
New to Workload Study	4	▲	+100.0%	+2
Other	113	▼	-35.4%	-62
Protective Orders	103	▲	+6.2%	+6
Support	203	▲	+19.4%	+33
Traffic	60	▲	+9.1%	+5
GRAND TOTAL	1,603	▼	-1.4%	-22

2024 Overall GRAND TOTAL		Distribution of Caseload		Change*		Percentage (%) of Caseload		
588	-22 -3.6%	Adult	220 37%	-13.7% ▼	-35	Adult	2023 41.8%	2024 37.4%
2024		Juvenile	368 63%	3.7% ▲	+13	Juvenile	58.2%	62.6%
2023		GRAND TOTAL	588 100%	-3.6% ▼	-22	GRAND TOTAL	100%	100%

Filings by Division & Code

Division	Case Type Description	Code	Summary	Change	% Change	Absolute Change
Adult	Civil Support	VS	56	▼	-6.7%	-4
	Misdemeanor	CM	51	▼	-7.3%	-4
	Show Cause	SC	31	▼	-22.5%	-9
	Other	OT	28	▼	-22.2%	-8
	Family Abuse - Protective Order	FP	18	▲	+38.5%	+5
	Capias	CA	15	▼	+25.0%	+3
	Felony	CF	13	▼	-56.7%	-17
	Remand Support	RS	4	↔		-
	Motion - Protective Order	MP	3	▼	-25.0%	-1
	Violation of Protective Order	PV	1	↔		-
	Total		220	▼	-13.7%	-35
Juvenile	Custody Visitation	CV	154	▲	+9.2%	+13
	Misdemeanor	DM	54	▼	-1.8%	-1
	Traffic	T	33	▼	-21.4%	-9
	Abuse and Neglect	AN	21	▲	+40.0%	+6
	Felony	DF	18	▲	+157.1%	+11
	Status	ST	16	▼	-15.8%	-3
	Foster Care Review	FC	14	▲	+133.3%	+8
	Mental Commitment	MC	14	▼	-33.3%	-7
	Initial Foster Care	IF	8	▲	+300.0%	+6
	Motion - Protective Order	MP	7	↔		-
	Remand Custody	RC	6	▲	+50.0%	+2
	Remand Visitation	RV	6	▲	+50.0%	+2
	Permanency Planning	PH	4	▼	-69.2%	-9
	Temporary Detention Order	TD	4	▲	+33.3%	+1
	Voluntary Continuing Services and Support Agree	VA	4	▼	-33.3%	-2
	Relief of Custody	CR	2	▲	-	+2
	Child In Need of Services	CS	1	▲	-	+1
	Emergency Custody Order	EC	1	▼	-50.0%	-1
	Paternity	PT	1	▲	-	+1
	Entrustment	ET	0	▼	-100.0%	-5
Non-Family Abuse Protective Order	AP	0	▼	-100.0%	-1	
Qualified Residential Treatment	QR	0	▼	-100.0%	-2	
	Total		368	▲	3.7%	+13
GRAND TOTAL			588	▼	-3.6%	-22

Filings by Major Case Category**

Category	Summary	Change	% Change	Absolute Change
Adult Criminal	105	▼	-16.0%	-20
Child Dependency	53	▲	+8.2%	+4
Child in Need of Services/Supervision	1	▲	-	+1
Custody and Visitation	155	▲	+9.9%	+14
Delinquency	72	▲	+16.1%	+10
Juvenile Miscellaneous	16	▼	-15.8%	-3
Other	63	▲	-14.9%	-11
Protective Orders	28	▼	+12.0%	+3
Support	62	▼	-15.1%	-11
Traffic	33	▼	-21.4%	-9

* Compared to same time period as previous year
 5/15/2024 1:07:18PM

** Case Type Categories are defined in the 2017 Virginia Judicial Workload Assessment
 Source: SCV-SQL-Information

GRAND TOTAL

588



-3.6%

-22

2024 Overall GRAND TOTAL		Distribution of Caseload		Change*		Percentage (%) of Caseload			
759 -9 -1.2% 		Adult	374	49%	-1.3% ▼	-5	Adult	49.3%	49.3%
		Juvenile	385	51%	-1.0% ▼	-4	Juvenile	50.7%	50.7%
		GRAND TOTAL	759	100%	-1.2% ▼	-9	GRAND TOTAL	100%	100%

Filings by Division & Code

Division	Case Type Description	Code	Summary	Change	% Change	Absolute Change
Adult	Misdemeanor	CM	80	▲	+11.1%	+8
	Civil Support	VS	70	▼	-4.1%	-3
	Other	OT	66	▲	+1.5%	+1
	Show Cause	SC	64	▲	-16.9%	-13
	Family Abuse - Protective Order	FP	39	↔		-
	Felony	CF	29	▲	+81.3%	+13
	Motion - Protective Order	MP	8	▼	-46.7%	-7
	Capias	CA	7	▼	-36.4%	-4
	Violation of Protective Order	PV	5	▼	-37.5%	-3
	Non-Family Abuse Protective Order	AP	3	↔		-
	Remand Support	RS	3	▲	-	+3
		Total		374	▼	-1.3%
Juvenile	Custody Visitation	CV	233	▲	+1.3%	+3
	Misdemeanor	DM	26	▲	+8.3%	+2
	Truancy	TR	24	▲	+60.0%	+9
	Traffic	T	23	▼	-28.1%	-9
	Abuse and Neglect	AN	15	▼	-42.3%	-11
	Paternity	PT	9	▼	-25.0%	-3
	Temporary Detention Order	TD	8	▲	+60.0%	+3
	Foster Care Review	FC	7	▼	-22.2%	-2
	Permanency Planning	PH	6	▲	+20.0%	+1
	Child In Need of Services	CS	5	▲	+66.7%	+2
	Entrustment	ET	5	▲	-	+5
	Felony	DF	4	▼	-55.6%	-5
	Non-Family Abuse Protective Order	AP	4	▲	+33.3%	+1
	Initial Foster Care	IF	3	▲	+200.0%	+2
	Motion - Protective Order	MP	3	▲	+50.0%	+1
	Remand Custody	RC	3	▼	-25.0%	-1
	Remand Visitation	RV	3	▲	-	+3
	Status	ST	2	▲	-66.7%	-4
	Special Immigrant Juvenile Status	SI	1	▲	-	+1
	Voluntary Continuing Services and Support Agree	VA	1	▲	-	+1
	Emancipation	EP	0	▼	-100.0%	-1
Emergency Custody Order	EC	0	▼	-100.0%	-2	
	Total		385	▼	-1.0%	-4
GRAND TOTAL			759	▼	-1.2%	-9

Filings by Major Case Category**

Category	Summary	Change	% Change	Absolute Change
Adult Criminal	163	▼	-4.7%	-8
Child Dependency	37	▲	-9.8%	-4
Child in Need of Services/Supervision	29	▲	+61.1%	+11
Custody and Visitation	242	▼		0
Delinquency	30	▼	-9.1%	-3
Juvenile Miscellaneous	2	▲	-71.4%	-5
New to Workload Study	1	▲	-	+1
Other	83	▲	+9.2%	+7
Protective Orders	57	▲	-8.1%	-5

* Compared to same time period as previous year
 5/15/2024 1:07:18PM

** Case Type Categories are defined in the 2017 Virginia Judicial Workload Assessment
 Source: SCV-SQL-Information

CPSS - JCMS CASELOAD STATISTICS OF THE JUVENILE & DOMESTIC RELATIONS DISTRICT COURTS
 January 2024 thru April 2024 Filings (Compared to January 2023 thru April 2023)

Support	92	▲	+7.0%	+6
Traffic	23	▼	-28.1%	-9
GRAND TOTAL	759	▼	-1.2%	-9

2024 Overall GRAND TOTAL		Distribution of Caseload		Change*		Percentage (%) of Caseload		
1,495	-49 -3.2%	Adult	653 44%	0.5% ▲	+3	Adult	2023 42.1%	2024 43.7%
2024		Juvenile	842 56%	-5.8% ▼	-52	Juvenile	57.9%	56.3%
2023		GRAND TOTAL	1,495 100%	-3.2% ▼	-49	GRAND TOTAL	100%	100%

Filings by Division & Code

Division	Case Type Description	Code	Summary	Change	% Change	Absolute Change	
Adult	Civil Support	VS	160	▼	-3.6%	-6	
	Misdemeanor	CM	147	▲	+25.6%	+30	
	Show Cause	SC	101	▲	+6.3%	+6	
	Other	OT	76	▼		-	
	Family Abuse - Protective Order	FP	52	▼	-22.4%	-15	
	Felony	CF	33	▼	-41.1%	-23	
	Motion - Protective Order	MP	29	▲	+123.1%	+16	
	Capias	CA	27	▼	-18.2%	-6	
	Remand Support	RS	14	▼	-22.2%	-4	
	Violation of Protective Order	PV	11	▲	+120.0%	+6	
	Non-Family Abuse Protective Order	AP	2	▼	-33.3%	-1	
	Restricted License for Non-Support	SL	1	↔		-	
	Total			653	▲	0.5%	+3
Juvenile	Custody Visitation	CV	477	▲	+2.1%	+10	
	Truancy	TR	63	▲	+46.5%	+20	
	Status	ST	33	▲	+106.3%	+17	
	Foster Care Review	FC	31	▼	-16.2%	-6	
	Misdemeanor	DM	27	▼	-55.0%	-33	
	Abuse and Neglect	AN	25	▼	-65.3%	-47	
	Permanency Planning	PH	24	▲	+166.7%	+15	
	Remand Custody	RC	21	▼	-46.2%	-18	
	Remand Visitation	RV	19	▼	-47.2%	-17	
	Traffic	T	19	▲	+18.8%	+3	
	Non-Family Abuse Protective Order	AP	13	▲	+333.3%	+10	
	Paternity	PT	12	▼	-7.7%	-1	
	Terminate Parental Rights	TP	12	▲	+200.0%	+8	
	Child In Need of Services	CS	10	▼	-28.6%	-4	
	Entrustment	ET	10	▲	-	+10	
	Motion - Protective Order	MP	10	▼	-9.1%	-1	
	Voluntary Continuing Services and Support Agreem	VA	8	▼	-27.3%	-3	
	Felony	DF	7	▼	-68.2%	-15	
	Initial Foster Care	IF	6	▼	-45.5%	-5	
	Relief of Custody	CR	5	▲	-	+5	
	Temporary Detention Order	TD	4	▲	+33.3%	+1	
	Other	OT	2	▲	+100.0%	+1	
	Emancipation	EP	1	▲	-	+1	
	Emergency Custody Order	EC	1	↔		-	
	Juvenile Support	JS	1	↔		-	
	Show Cause	SC	1	▲	-	+1	
	Civil Violation	CI	0	▼	-100.0%	-2	
	Family Abuse - Protective Order	FP	0	▼	-100.0%	-1	
	Qualified Residential Treatment	QR	0	▼	-100.0%	-1	
	Total			842	▼	-5.8%	-52
	GRAND TOTAL			1,495	▼	-3.2%	-49

Filings by Major Case Category**

Category	Summary	Change	% Change	Absolute Change
Adult Criminal	276	▲	-1.1%	-3
Child Dependency	121	▲	-16.6%	-24

* Compared to same time period as previous year
 5/15/2024 1:07:18PM

** Case Type Categories are defined in the 2017 Virginia Judicial Workload Assessment
 Source: SCV-SQL-Information

CPSS - JCMS CASELOAD STATISTICS OF THE JUVENILE & DOMESTIC RELATIONS DISTRICT COURTS
 January 2024 thru April 2024 Filings (Compared to January 2023 thru April 2023)

Child in Need of Services/Supervision	73	▲	+28.1%	+16
Custody and Visitation	489	▼	+1.9%	+9
Delinquency	35	▲	-57.3%	-47
Juvenile Miscellaneous	34	▲	+112.5%	+18
New to Workload Study	0	▼	-100.0%	-2
Other	137	▼	-21.3%	-37
Protective Orders	106	▲	+8.2%	+8
Support	205	▲	+5.1%	+10
Traffic	19	▲	+18.8%	+3
GRAND TOTAL	1,495	▼	-3.2%	-49

2024 Overall GRAND TOTAL		Distribution of Caseload			Change*		Percentage (%) of Caseload		
1,066 -25 -2.3% 		Adult	482	45%	-15.4% ▼	-88	Adult	52.2%	45.2%
		Juvenile	584	55%	12.1% ▲	+63	Juvenile	47.8%	54.8%
		GRAND TOTAL	1,066	100%	-2.3% ▼	-25	GRAND TOTAL	100%	100%

Filings by Division & Code

Division	Case Type Description	Code	Summary	Change	% Change	Absolute Change
Adult	Civil Support	VS	146	▼	-5.2%	-8
	Show Cause	SC	96	▲	+11.6%	+10
	Other	OT	78	▼	-12.4%	-11
	Misdemeanor	CM	66	▼	-41.1%	-46
	Family Abuse - Protective Order	FP	45	▼	-10.0%	-5
	Felony	CF	23	▼	-39.5%	-15
	Capias	CA	22	▼	-15.4%	-4
	Motion - Protective Order	MP	5	▼	-28.6%	-2
	Non-Family Abuse Protective Order	AP	1	▼	-83.3%	-5
	Restricted License for Non-Support	SL	0	▼	-100.0%	-2
	Total		482	▼	-15.4%	-88
Juvenile	Custody Visitation	CV	377	▲	+10.2%	+35
	Misdemeanor	DM	49	▲	+16.7%	+7
	Traffic	T	29	▲	+38.1%	+8
	Abuse and Neglect	AN	25	▲	+92.3%	+12
	Truancy	TR	17	▲	+13.3%	+2
	Foster Care Review	FC	13	▲	+85.7%	+6
	Status	ST	12	▼	-61.3%	-19
	Initial Foster Care	IF	10	▲	+900.0%	+9
	Permanency Planning	PH	10	▲	+11.1%	+1
	Felony	DF	9	▲	+80.0%	+4
	Child In Need of Services	CS	8	▼	-11.1%	-1
	Motion - Protective Order	MP	6	▲	+200.0%	+4
	Non-Family Abuse Protective Order	AP	6	▲	+200.0%	+4
	Paternity	PT	5	▼	-64.3%	-9
	Temporary Detention Order	TD	3	▼	-40.0%	-2
	Emergency Custody Order	EC	1	↔	-	-
	Other	OT	1	▲	-	+1
	Relief of Custody	CR	1	▲	-	+1
	Special Immigrant Juvenile Status	SI	1	▲	-	+1
	Voluntary Continuing Services and Support Agree	VA	1	▲	-	+1
Qualified Residential Treatment	QR	0	▼	-100.0%	-1	
Terminate Parental Rights	TP	0	▼	-100.0%	-1	
	Total		584	▲	12.1%	+63
	GRAND TOTAL		1,066	▼	-2.3%	-25

Filings by Major Case Category**

Category	Summary	Change	% Change	Absolute Change
Adult Criminal	179	▼	-20.1%	-45
Child Dependency	60	▲	+87.5%	+28
Child in Need of Services/Supervision	25	▲	+4.2%	+1
Custody and Visitation	382	▼	+7.3%	+26
Delinquency	58	▲	+23.4%	+11
Juvenile Miscellaneous	12	▼	-61.3%	-19
New to Workload Study	1	▲	-	+1
Other	83	▲	-12.6%	-12
Protective Orders	63	▲	-6.0%	-4
Support	174	▼	-10.3%	-20

* Compared to same time period as previous year
 5/15/2024 1:07:18PM

** Case Type Categories are defined in the 2017 Virginia Judicial Workload Assessment
 Source: SCV-SQL-Information

Traffic		29	▲	+38.1%	+8
	GRAND TOTAL	1,066	▼	-2.3%	-25

2024 Overall GRAND TOTAL		Distribution of Caseload		Change*		Percentage (%) of Caseload			
2,324	+151 6.9%	Adult	1,206	52%	17.9% ▲	+183	Adult	47.1%	51.9%
2024		Juvenile	1,118	48%	-2.8% ▼	-32	Juvenile	52.9%	48.1%
2023		GRAND TOTAL	2,324	100%	6.9% ▲	+151	GRAND TOTAL	100%	100%

Filings by Division & Code

Division	Case Type Description	Code	Summary	Change	% Change	Absolute Change	
Adult	Misdemeanor	CM	332	▲	+31.2%	+79	
	Show Cause	SC	210	▲	+25.0%	+42	
	Other	OT	209	▲	+8.3%	+16	
	Civil Support	VS	194	▲	+25.2%	+39	
	Felony	CF	101	▲	+17.4%	+15	
	Family Abuse - Protective Order	FP	86	▲	+7.5%	+6	
	Capias	CA	44	▲	-36.2%	-25	
	Motion - Protective Order	MP	22	▲	+69.2%	+9	
	Non-Family Abuse Protective Order	AP	3	▼	-25.0%	-1	
	Remand Support	RS	3	▲	+200.0%	+2	
	Restricted License for Non-Support	SL	2	▲	-	+2	
	Violation of Protective Order	PV	0	▼	-100.0%	-1	
		Total		1,206	▲	17.9%	+183
Juvenile	Custody Visitation	CV	468	▼	-3.7%	-18	
	Misdemeanor	DM	136	▲	+27.1%	+29	
	Terminate Parental Rights	TP	68	▲	+36.0%	+18	
	Foster Care Review	FC	61	▼	-19.7%	-15	
	Abuse and Neglect	AN	46	▼	-33.3%	-23	
	Permanency Planning	PH	43	▼	-28.3%	-17	
	Truancy	TR	38	▼	-15.6%	-7	
	Entrustment	ET	34	▲	+750.0%	+30	
	Initial Foster Care	IF	30	▲	+42.9%	+9	
	Traffic	T	29	▲	+31.8%	+7	
	Paternity	PT	25	▲	+8.7%	+2	
	Mental Commitment	MC	23	↔	-	-	
	Child In Need of Services	CS	17	▲	+30.8%	+4	
	Felony	DF	17	▼	-77.0%	-57	
	Child at Risk	RI	16	▲	+128.6%	+9	
	Emergency Custody Order	EC	15	▼	-37.5%	-9	
	Temporary Detention Order	TD	10	▼	-33.3%	-5	
	Voluntary Continuing Services and Support Agree	VA	8	▲	+60.0%	+3	
	Motion - Protective Order	MP	7	▲	+600.0%	+6	
	Non-Family Abuse Protective Order	AP	6	▲	+500.0%	+5	
	Special Immigrant Juvenile Status	SI	6	▼	-25.0%	-2	
	Remand Custody	RC	4	▲	-	+4	
	Status	ST	4	↔	-	-	
	Other	OT	3	▼	-50.0%	-3	
	Remand Visitation	RV	3	▲	-	+3	
	Protective Order	PC	1	▲	-	+1	
	Civil Violation	CI	0	▼	-100.0%	-2	
	Qualified Residential Treatment	QR	0	▼	-100.0%	-4	
		Total		1,118	▼	-2.8%	-32
	GRAND TOTAL			2,324	▲	6.9%	+151

Filings by Major Case Category**

Category	Summary	Change	% Change	Absolute Change
Adult Criminal	632	▼	+20.2%	+106
Child Dependency	306	▲	+3.4%	+10
Child in Need of Services/Supervision	55	▲	-5.2%	-3

* Compared to same time period as previous year
 5/15/2024 1:07:18PM

** Case Type Categories are defined in the 2017 Virginia Judicial Workload Assessment
 Source: SCV-SQL-Information

CPSS - JCMS CASELOAD STATISTICS OF THE JUVENILE & DOMESTIC RELATIONS DISTRICT COURTS
 January 2024 thru April 2024 Filings (Compared to January 2023 thru April 2023)

Custody and Visitation	493	▲	-3.1%	-16
Delinquency	154	▲	-14.9%	-27
Juvenile Miscellaneous	4	↔		0
New to Workload Study	6	▼	-40.0%	-4
Other	270	▲	+3.1%	+8
Protective Orders	124	▲	+25.3%	+25
Support	251	▲	+21.8%	+45
Traffic	29	▲	+31.8%	+7
GRAND TOTAL	2,324	▲	6.9%	+151

2024 Overall GRAND TOTAL		Distribution of Caseload			Change*		Percentage (%) of Caseload		
435 -22 -4.8% 		Adult	260	60%	-13.6% ▼	-41	Adult	65.9%	59.8%
		Juvenile	175	40%	12.2% ▲	+19	Juvenile	34.1%	40.2%
		GRAND TOTAL	435	100%	-4.8% ▼	-22	GRAND TOTAL	100%	100%

Filings by Division & Code

Division	Case Type Description	Code	Summary	Change	% Change	Absolute Change
Adult	Misdemeanor	CM	145	▲	+25.0%	+29
	Show Cause	SC	35	▲		-
	Civil Support	VS	27	▲	+3.8%	+1
	Other	OT	22	▼	-29.0%	-9
	Capias	CA	11	▲	+57.1%	+4
	Family Abuse - Protective Order	FP	6	▼	-62.5%	-10
	Felony	CF	6	▼	-91.0%	-61
	Motion - Protective Order	MP	4	▲	+300.0%	+3
	Non-Family Abuse Protective Order	AP	2	▲	+100.0%	+1
	Violation of Protective Order	PV	2	▲	+100.0%	+1
	Total		260	▼	-13.6%	-41
Juvenile	Custody Visitation	CV	84	▲	+61.5%	+32
	Misdemeanor	DM	21	▲	+5.0%	+1
	Felony	DF	13	▲	+333.3%	+10
	Truancy	TR	9	▲	-	+9
	Traffic	T	7	▼	-41.7%	-5
	Status	ST	6	▲	+50.0%	+2
	Foster Care Review	FC	5	▲	+66.7%	+2
	Permanency Planning	PH	5	▼	-68.8%	-11
	Motion - Protective Order	MP	4	▲	+300.0%	+3
	Terminate Parental Rights	TP	4	▼	-75.0%	-12
	Abuse and Neglect	AN	3	▼	-66.7%	-6
	Child at Risk	RI	3	▲	-	+3
	Civil Violation	CI	2	▲	+100.0%	+1
	Entrustment	ET	2	▼	-75.0%	-6
	Paternity	PT	2	▲	-	+2
	Child In Need of Services	CS	1	▼	-75.0%	-3
	Initial Foster Care	IF	1	↔		-
	Mental Commitment	MC	1	▲	-	+1
	Other	OT	1	▲	-	+1
	Temporary Detention Order	TD	1	▼	-66.7%	-2
Qualified Residential Treatment	QR	0	▼	-100.0%	-1	
Relief of Custody	CR	0	▼	-100.0%	-2	
	Total		175	▲	12.2%	+19
GRAND TOTAL			435	▼	-4.8%	-22

Filings by Major Case Category**

Category	Summary	Change	% Change	Absolute Change
Adult Criminal	190	▲	-14.0%	-31
Child Dependency	23	▲	-58.9%	-33
Child in Need of Services/Supervision	10	▲	+150.0%	+6
Custody and Visitation	86	▲	+65.4%	+34
Delinquency	34	▲	+47.8%	+11
Juvenile Miscellaneous	6	▲	+50.0%	+2
New to Workload Study	2	▲	+100.0%	+1
Other	25	▲	-26.5%	-9
Protective Orders	16	▲	-15.8%	-3
Support	36	▲	+16.1%	+5

* Compared to same time period as previous year
 5/15/2024 1:07:18PM

** Case Type Categories are defined in the 2017 Virginia Judicial Workload Assessment
 Source: SCV-SQL-Information

CPSS - JCMS CASELOAD STATISTICS OF THE JUVENILE & DOMESTIC RELATIONS DISTRICT COURTS
January 2024 thru April 2024 Filings (Compared to January 2023 thru April 2023)

Traffic		7	▼	-41.7%	-5
	GRAND TOTAL	435	▼	-4.8%	-22

2024 Overall GRAND TOTAL	Distribution of Caseload	Change*	Percentage (%) of Caseload																										
<div style="font-size: 2em; font-weight: bold;">522</div> <div style="font-size: 1.5em; font-weight: bold; color: red;">-7</div> <div style="font-size: 1.5em; font-weight: bold; color: red;">-1.3%</div> <div style="font-size: 2em; color: red;">↓</div> <div style="margin-top: 5px;"> <div style="width: 20px; height: 10px; background-color: #444; margin-bottom: 2px;"></div> <div style="width: 20px; height: 10px; background-color: #333; margin-bottom: 2px;"></div> <div style="width: 20px; height: 10px; background-color: #222; margin-bottom: 2px;"></div> <div style="width: 20px; height: 10px; background-color: #111; margin-bottom: 2px;"></div> </div>	<table border="1" style="width: 100%; border-collapse: collapse;"> <tr> <td style="background-color: #444; color: white;">Adult</td> <td style="text-align: right;">303</td> <td style="text-align: right;">58%</td> <td style="text-align: right;">-6.5% ▼</td> <td style="text-align: right;">-21</td> </tr> <tr> <td style="background-color: #f4a460;">Juvenile</td> <td style="text-align: right;">219</td> <td style="text-align: right;">42%</td> <td style="text-align: right;">6.8% ▲</td> <td style="text-align: right;">+14</td> </tr> <tr> <td style="background-color: #f4a460; font-weight: bold;">GRAND TOTAL</td> <td style="text-align: right; font-weight: bold;">522</td> <td style="text-align: right; font-weight: bold;">100%</td> <td style="text-align: right; font-weight: bold;">-1.3% ▼</td> <td style="text-align: right; font-weight: bold;">-7</td> </tr> </table>	Adult	303	58%	-6.5% ▼	-21	Juvenile	219	42%	6.8% ▲	+14	GRAND TOTAL	522	100%	-1.3% ▼	-7	<table border="1" style="width: 100%; border-collapse: collapse;"> <tr> <td style="background-color: #444; color: white;">Adult</td> <td style="text-align: right;">2023</td> <td style="text-align: right;">2024</td> </tr> <tr> <td style="background-color: #f4a460;">Juvenile</td> <td style="text-align: right;">61.2%</td> <td style="text-align: right;">58.0%</td> </tr> <tr> <td style="background-color: #f4a460; font-weight: bold;">GRAND TOTAL</td> <td style="text-align: right; font-weight: bold;">38.8%</td> <td style="text-align: right; font-weight: bold;">42.0%</td> </tr> <tr> <td></td> <td style="text-align: right;">100%</td> <td style="text-align: right;">100%</td> </tr> </table>	Adult	2023	2024	Juvenile	61.2%	58.0%	GRAND TOTAL	38.8%	42.0%		100%	100%
Adult	303	58%	-6.5% ▼	-21																									
Juvenile	219	42%	6.8% ▲	+14																									
GRAND TOTAL	522	100%	-1.3% ▼	-7																									
Adult	2023	2024																											
Juvenile	61.2%	58.0%																											
GRAND TOTAL	38.8%	42.0%																											
	100%	100%																											

Filings by Division & Code

Division	Case Type Description	Code	Summary	Change	% Change	Absolute Change	
Adult	Misdemeanor	CM	79	▼	-4.8%	-4	
	Other	OT	54	▼	-3.6%	-2	
	Show Cause	SC	49	▲	+14.0%	+6	
	Civil Support	VS	45	▼	-25.0%	-15	
	Felony	CF	31	▼	-18.4%	-7	
	Family Abuse - Protective Order	FP	19	▲	+5.6%	+1	
	Capias	CA	13	▼	-7.1%	-1	
	Remand Support	RS	5	▲	+66.7%	+2	
	Violation of Protective Order	PV	4	▲	+100.0%	+2	
	Motion - Protective Order	MP	2	▼	-33.3%	-1	
	Protective Order	PC	1	▲	-	+1	
	Restricted License for Non-Support	SL	1	↔	-	-	
	Non-Family Abuse Protective Order	AP	0	▼	-100.0%	-3	
	Total			303	▼	-6.5%	-21
Juvenile	Custody Visitation	CV	113	▼	-0.9%	-1	
	Status	ST	24	▲	+166.7%	+15	
	Traffic	T	19	▲	+72.7%	+8	
	Misdemeanor	DM	18	▲	+125.0%	+10	
	Remand Custody	RC	7	▲	+16.7%	+1	
	Non-Family Abuse Protective Order	AP	6	▲	+500.0%	+5	
	Truancy	TR	6	▼	-45.5%	-5	
	Motion - Protective Order	MP	4	▲	-	+4	
	Other	OT	4	▲	-	+4	
	Permanency Planning	PH	4	▼	-63.6%	-7	
	Emergency Custody Order	EC	3	↔	-	-	
	Felony	DF	3	▼	-25.0%	-1	
	Temporary Detention Order	TD	3	↔	-	-	
	Civil Violation	CI	1	▲	-	+1	
	Emancipation	EP	1	▲	-	+1	
	Initial Foster Care	IF	1	▲	-	+1	
	Paternity	PT	1	▼	-50.0%	-1	
	Relief of Custody	CR	1	▲	-	+1	
	Abuse and Neglect	AN	0	▼	-100.0%	-10	
	Child In Need of Services	CS	0	▼	-100.0%	-2	
	Juvenile Support	JS	0	▼	-100.0%	-1	
	Qualified Residential Treatment	QR	0	▼	-100.0%	-1	
	Show Cause	SC	0	▼	-100.0%	-2	
	Terminate Parental Rights	TP	0	▼	-100.0%	-6	
	Total			219	▲	6.8%	+14
	GRAND TOTAL			522	▼	-1.3%	-7

Filings by Major Case Category**

Category	Summary	Change	% Change	Absolute Change
Adult Criminal	161	▲	-1.2%	-2
Child Dependency	6	▲	-78.6%	-22
Child in Need of Services/Supervision	6	▼	-57.1%	-8
Custody and Visitation	114	▼	-1.7%	-2
Delinquency	21	↔	+61.5%	+8

* Compared to same time period as previous year
 5/15/2024 1:07:18PM

** Case Type Categories are defined in the 2017 Virginia Judicial Workload Assessment
 Source: SCV-SQL-Information

Juvenile Miscellaneous	25	▲	+177.8%	+16
New to Workload Study	1	▲	-	+1
Other	76	▲	+7.0%	+5
Protective Orders	31	▲	+24.0%	+6
Support	62	▼	-21.5%	-17
Traffic	19	▲	+72.7%	+8
GRAND TOTAL	522	▼	-1.3%	-7

2024 Overall GRAND TOTAL		Distribution of Caseload		Change*		Percentage (%) of Caseload		
1,414	-6 -0.4%	Adult	673 48%	-1.5% ▼	-10	Adult	2023 48.1%	2024 47.6%
2024		Juvenile	741 52%	0.5% ▲	+4	Juvenile	51.9%	52.4%
2023		GRAND TOTAL	1,414 100%	-0.4% ▼	-6	GRAND TOTAL	100%	100%

Filings by Division & Code

Division	Case Type Description	Code	Summary	Change	% Change	Absolute Change	
Adult	Misdemeanor	CM	137	▲	+9.6%	+12	
	Civil Support	VS	133	▼	-2.2%	-3	
	Show Cause	SC	124	▲	+6.9%	+8	
	Other	OT	92	▲	-8.0%	-8	
	Felony	CF	56	▼	-1.8%	-1	
	Capias	CA	48	▼	-4.0%	-2	
	Family Abuse - Protective Order	FP	40	▼	-32.2%	-19	
	Remand Support	RS	21	▲	+40.0%	+6	
	Motion - Protective Order	MP	14	↔		-	
	Non-Family Abuse Protective Order	AP	7	▲	+133.3%	+4	
	Restricted License for Non-Support	SL	1	▼	-66.7%	-2	
	Violation of Protective Order	PV	0	▼	-100.0%	-5	
		Total		673	▼	-1.5%	-10
Juvenile	Custody Visitation	CV	360	▼	-0.6%	-2	
	Misdemeanor	DM	86	▲	+4.9%	+4	
	Abuse and Neglect	AN	41	▲	+78.3%	+18	
	Remand Custody	RC	30	▲	+30.4%	+7	
	Remand Visitation	RV	30	▲	+57.9%	+11	
	Traffic	T	29	▼	-43.1%	-22	
	Foster Care Review	FC	27	▼	-28.9%	-11	
	Felony	DF	26	▲	+18.2%	+4	
	Truancy	TR	25	▲	+38.9%	+7	
	Emergency Custody Order	EC	15	▲	+50.0%	+5	
	Temporary Detention Order	TD	14	▲	+180.0%	+9	
	Permanency Planning	PH	10	▲	+11.1%	+1	
	Motion - Protective Order	MP	8	▼	-33.3%	-4	
	Status	ST	6	▼	-40.0%	-4	
	Civil Violation	CI	5	▲	-	+5	
	Terminate Parental Rights	TP	5	▼	-28.6%	-2	
	Voluntary Continuing Services and Support Agreen	VA	5	▲	-	+5	
	Child In Need of Services	CS	4	▼	-66.7%	-8	
	Initial Foster Care	IF	4	▼	-73.3%	-11	
	Paternity	PT	4	▲	+33.3%	+1	
	Other	OT	2	▲	-	-	
	Emancipation	EP	1	↔		-	
	Family Abuse - Protective Order	FP	1	▲	-	+1	
	Non-Family Abuse Protective Order	AP	1	▼	-75.0%	-3	
	Restoration of Parental Rights	RR	1	▲	-	+1	
	Special Immigrant Juvenile Status	SI	1	▼	-50.0%	-1	
	Capias	CA	0	▼	-100.0%	-1	
	Qualified Residential Treatment	QR	0	▼	-100.0%	-4	
	Show Cause	SC	0	▼	-100.0%	-2	
		Total		741	▲	0.5%	+4
	GRAND TOTAL			1,414	▼	-0.4%	-6

Filings by Major Case Category**

Category	Summary	Change	% Change	Absolute Change
Adult Criminal	296	▼	-5.7%	-18
Child Dependency	92	▲	-4.2%	-4

* Compared to same time period as previous year
 5/15/2024 1:07:18PM

** Case Type Categories are defined in the 2017 Virginia Judicial Workload Assessment
 Source: SCV-SQL-Information

CPSS - JCMS CASELOAD STATISTICS OF THE JUVENILE & DOMESTIC RELATIONS DISTRICT COURTS
 January 2024 thru April 2024 Filings (Compared to January 2023 thru April 2023)

Augusta

District: 25 FIPS: 015

Child in Need of Services/Supervision	29	▼	-3.3%	-1
Custody and Visitation	364	▲	-0.3%	-1
Delinquency	112	▼	+4.7%	+5
Juvenile Miscellaneous	8	▲	-27.3%	-3
New to Workload Study	6	▲	+200.0%	+4
Other	204	▲	+17.2%	+30
Protective Orders	71	▲	-22.8%	-21
Support	203	▲	+14.0%	+25
Traffic	29	▼	-43.1%	-22
GRAND TOTAL	1,414	▼	-0.4%	-6

2024 Overall GRAND TOTAL		Distribution of Caseload		Change*		Percentage (%) of Caseload				
43 -36 -45.6% 	Adult	25	58%	-16.7%	▼	-5	2023	38.0%	2024	58.1%
	Juvenile	18	42%	-63.3%	▼	-31	Juvenile	62.0%	41.9%	
GRAND TOTAL		43	100%	-45.6%	▼	-36	GRAND TOTAL	100%	100%	

Filings by Division & Code

Division	Case Type Description	Code	Summary	Change	% Change	Absolute Change
Adult	Other	OT	7	▲	+75.0%	+3
	Civil Support	VS	6	▲	+50.0%	+2
	Misdemeanor	CM	5	▼	-54.5%	-6
	Family Abuse - Protective Order	FP	3	▲	+50.0%	+1
	Capias	CA	1	↔		-
	Felony	CF	1	▼	-50.0%	-1
	Motion - Protective Order	MP	1	↔		-
	Show Cause	SC	1	▼	-66.7%	-2
	Remand Support	RS	0	▼	-100.0%	-2
	Total			25	▼	-16.7%
Juvenile	Custody Visitation	CV	16	▼	-5.9%	-1
	Emergency Custody Order	EC	1	▲	-	+1
	Traffic	T	1	▼	-92.3%	-12
	Abuse and Neglect	AN	0	▼	-100.0%	-2
	Civil Violation	CI	0	▼	-100.0%	-1
	Felony	DF	0	▼	-100.0%	-2
	Misdemeanor	DM	0	▼	-100.0%	-2
	Non-Family Abuse Protective Order	AP	0	▼	-100.0%	-5
	Remand Custody	RC	0	▼	-100.0%	-6
	Truancy	TR	0	▼	-100.0%	-1
Total			18	▼	-63.3%	-31
GRAND TOTAL			43	▼	-45.6%	-36

Filings by Major Case Category**

Category	Summary	Change	% Change	Absolute Change
Adult Criminal	7	▼	-50.0%	-7
Child Dependency	0	▼	-100.0%	-2
Child in Need of Services/Supervision	0	▼	-100.0%	-1
Custody and Visitation	16	▼	-5.9%	-1
Delinquency	0	▼	-100.0%	-4
New to Workload Study	0	▼	-100.0%	-1
Other	8	▲	-33.3%	-4
Protective Orders	4	▼	-50.0%	-4
Support	7	▼		0
Traffic	1	▼	-92.3%	-12
GRAND TOTAL	43	▼	-45.6%	-36

* Compared to same time period as previous year
 5/15/2024 1:07:18PM

** Case Type Categories are defined in the 2017 Virginia Judicial Workload Assessment
 Source: SCV-SQL-Information

2024 Overall GRAND TOTAL		Distribution of Caseload		Change*		Percentage (%) of Caseload		
417	-15 -3.5%	Adult	180 43%	-20.0% ▼	-45	Adult	52.1%	43.2%
2024		Juvenile	237 57%	14.5% ▲	+30	Juvenile	47.9%	56.8%
2023		GRAND TOTAL	417 100%	-3.5% ▼	-15	GRAND TOTAL	100%	100%

Filings by Division & Code

Division	Case Type Description	Code	Summary	Change	% Change	Absolute Change
Adult	Civil Support	VS	38	▼	-9.5%	-4
	Misdemeanor	CM	38	▼	-37.7%	-23
	Other	OT	38	▼	+8.6%	+3
	Felony	CF	18	▼	-5.3%	-1
	Remand Support	RS	12	▲	+9.1%	+1
	Show Cause	SC	11	▼	-59.3%	-16
	Family Abuse - Protective Order	FP	10	▼	-16.7%	-2
	Motion - Protective Order	MP	6	▼	-25.0%	-2
	Non-Family Abuse Protective Order	AP	6	▲	-	+6
	Capias	CA	3	▼	-62.5%	-5
	Criminal Support	CS	0	▼	-100.0%	-2
	Total		180	▼	-20.0%	-45
Juvenile	Custody Visitation	CV	85	▼	-3.4%	-3
	Traffic	T	35	▲	+52.2%	+12
	Remand Custody	RC	33	▲	+120.0%	+18
	Remand Visitation	RV	32	▲	+113.3%	+17
	Misdemeanor	DM	17	▼	-37.0%	-10
	Abuse and Neglect	AN	7	▲	+40.0%	+2
	Emergency Custody Order	EC	5	▲	+150.0%	+3
	Child In Need of Services	CS	4	▲	+33.3%	+1
	Family Abuse - Protective Order	FP	3	▲	-	+3
	Motion - Protective Order	MP	3	▲	+200.0%	+2
	Truancy	TR	3	▼	-40.0%	-2
	Civil Violation	CI	2	↔	-	-
	Felony	DF	2	▼	-71.4%	-5
	Foster Care Review	FC	2	▼	-50.0%	-2
	Initial Foster Care	IF	1	▲	-	+1
	Mental Commitment	MC	1	↔	-	-
	Permanency Planning	PH	1	↔	-	-
	Temporary Detention Order	TD	1	↔	-	-
	Non-Family Abuse Protective Order	AP	0	▼	-100.0%	-1
	Show Cause	SC	0	▼	-100.0%	-6
	Total		237	▲	14.5%	+30
GRAND TOTAL			417	▼	-3.5%	-15

Filings by Major Case Category**

Category	Summary	Change	% Change	Absolute Change
Adult Criminal	68	▼	-30.6%	-30
Child Dependency	11	▲	+10.0%	+1
Child in Need of Services/Supervision	7	▼	-12.5%	-1
Custody and Visitation	85	▼	-3.4%	-3
Delinquency	19	▼	-52.5%	-21
New to Workload Study	2	↔	-	0
Other	122	▲	+52.5%	+42
Protective Orders	28	▲	+27.3%	+6
Support	40	▼	-34.4%	-21
Traffic	35	▲	+52.2%	+12

* Compared to same time period as previous year
 5/15/2024 1:07:18PM

** Case Type Categories are defined in the 2017 Virginia Judicial Workload Assessment
 Source: SCV-SQL-Information

GRAND TOTAL

417



-3.5%

-15

2024 Overall GRAND TOTAL		Distribution of Caseload		Change*		Percentage (%) of Caseload			
193 +23 13.5% 	Adult	99	51%	10.0%	▲	+9	Adult	2023	2024
	Juvenile	94	49%	17.5%	▲	+14	Juvenile	52.9%	51.3%
GRAND TOTAL		193	100%	13.5%	▲	+23	GRAND TOTAL	100%	100%

Filings by Division & Code

Division	Case Type Description	Code	Summary	Change	% Change	Absolute Change
Adult	Misdemeanor	CM	26	▲	+13.0%	+3
	Civil Support	VS	25	▲	+56.3%	+9
	Other	OT	15	▼	-6.3%	-1
	Show Cause	SC	14	▲	+133.3%	+8
	Family Abuse - Protective Order	FP	9	↔		-
	Felony	CF	9	▼	-25.0%	-3
	Remand Support	RS	1	▲	-	+1
	Capias	CA	0	▼	-100.0%	-1
	Motion - Protective Order	MP	0	▼	-100.0%	-4
	Non-Family Abuse Protective Order	AP	0	▼	-100.0%	-3
Total			99	▲	10.0%	+9
Juvenile	Custody Visitation	CV	28	▼	-50.9%	-29
	Permanency Planning	PH	11	▲	+450.0%	+9
	Truancy	TR	10	▲	+233.3%	+7
	Abuse and Neglect	AN	9	▲	+12.5%	+1
	Misdemeanor	DM	8	▲	+166.7%	+5
	Child In Need of Services	CS	5	▲	+400.0%	+4
	Remand Custody	RC	5	▲	-	+5
	Motion - Protective Order	MP	4	▲	-	+4
	Traffic	T	3	▲	+200.0%	+2
	Felony	DF	2	▲	-	+2
	Foster Care Review	FC	2	▲	+100.0%	+1
	Initial Foster Care	IF	2	▲	-	+2
	Remand Visitation	RV	2	▲	-	+2
	Status	ST	2	▲	+100.0%	+1
	Voluntary Continuing Services and Support Agreem	VA	1	↔		-
	Civil Violation	CI	0	▼	-100.0%	-2
	Total			94	▲	17.5%
GRAND TOTAL			193	▲	13.5%	+23

Filings by Major Case Category**

Category	Summary	Change	% Change	Absolute Change	
Adult Criminal	41	▲	+10.8%	+4	
Child Dependency	25	▲	+108.3%	+13	
Child in Need of Services/Supervision	15	▲	+275.0%	+11	
Custody and Visitation	28	▼	-50.9%	-29	
Delinquency	10	▲	+233.3%	+7	
Juvenile Miscellaneous	2	▲	+100.0%	+1	
New to Workload Study	0	▼	-100.0%	-2	
Other	23	▲	+43.8%	+7	
Protective Orders	13	▲	-18.8%	-3	
Support	33	▲	+57.1%	+12	
Traffic	3	▲	+200.0%	+2	
GRAND TOTAL		193	▲	13.5%	+23

* Compared to same time period as previous year
 5/15/2024 1:07:18PM

** Case Type Categories are defined in the 2017 Virginia Judicial Workload Assessment
 Source: SCV-SQL-Information

2024 Overall GRAND TOTAL		Distribution of Caseload			Change*		Percentage (%) of Caseload		
73	-7 -8.8%	Adult	44	60%	22.2% ▲	+8	Adult	45.0%	60.3%
2024		Juvenile	29	40%	-34.1% ▼	-15	Juvenile	55.0%	39.7%
2023		GRAND TOTAL	73	100%	-8.8% ▼	-7	GRAND TOTAL	100%	100%

Filings by Division & Code

Division	Case Type Description	Code	Summary	Change	% Change	Absolute Change
Adult	Civil Support	VS	13	▲	+44.4%	+4
	Misdemeanor	CM	8	▼	-27.3%	-3
	Show Cause	SC	8	▲	+100.0%	+4
	Felony	CF	7	▲	+600.0%	+6
	Other	OT	6	▲	-	-
	Motion - Protective Order	MP	1	▼	-50.0%	-1
	Non-Family Abuse Protective Order	AP	1	▲	-	+1
	Family Abuse - Protective Order	FP	0	▼	-100.0%	-2
	Remand Support	RS	0	▼	-100.0%	-1
	Total		44	▲	22.2%	+8
Juvenile	Custody Visitation	CV	11	▼	-65.6%	-21
	Misdemeanor	DM	4	▲	-	+4
	Traffic	T	4	▲	+300.0%	+3
	Initial Foster Care	IF	3	▲	+200.0%	+2
	Abuse and Neglect	AN	1	▼	-50.0%	-1
	Felony	DF	1	▲	-	+1
	Remand Custody	RC	1	▲	-	+1
	Remand Visitation	RV	1	▲	-	+1
	Temporary Detention Order	TD	1	▲	-	+1
	Terminate Parental Rights	TP	1	▲	-	+1
	Truancy	TR	1	▼	-75.0%	-3
	Permanency Planning	PH	0	▼	-100.0%	-2
	Qualified Residential Treatment	QR	0	▼	-100.0%	-1
	Voluntary Continuing Services and Support Agreem	VA	0	▼	-100.0%	-1
	Total		29	▼	-34.1%	-15
GRAND TOTAL			73	▼	-8.8%	-7

Filings by Major Case Category**

Category	Summary	Change	% Change	Absolute Change
Adult Criminal	20	▲	+25.0%	+4
Child Dependency	5	▲	-28.6%	-2
Child in Need of Services/Supervision	1	▼	-75.0%	-3
Custody and Visitation	11	▼	-65.6%	-21
Delinquency	5	▲	-	+5
Other	9	▲	+28.6%	+2
Protective Orders	2	▲	-50.0%	-2
Support	16	▲	+77.8%	+7
Traffic	4	▲	+300.0%	+3
GRAND TOTAL	73	▼	-8.8%	-7

* Compared to same time period as previous year
 5/15/2024 1:07:18PM

** Case Type Categories are defined in the 2017 Virginia Judicial Workload Assessment
 Source: SCV-SQL-Information

2024 Overall GRAND TOTAL		Distribution of Caseload		Change*		Percentage (%) of Caseload			
29 -26 -47.3% 	Adult	21	72%	-30.0%	▼	-9	2023	54.5%	72.4%
	Juvenile	8	28%	-68.0%	▼	-17	2024	45.5%	27.6%
GRAND TOTAL		29	100%	-47.3%	▼	-26	GRAND TOTAL	100%	100%

Filings by Division & Code

Division	Case Type Description	Code	Summary	Change	% Change	Absolute Change
Adult	Felony	CF	7	▲	+250.0%	+5
	Misdemeanor	CM	6	▼	-70.0%	-14
	Other	OT	2	▲	-50.0%	-2
	Show Cause	SC	2	▲	+100.0%	+1
	Capias	CA	1	↔		-
	Civil Support	VS	1	↔		-
	Non-Family Abuse Protective Order	AP	1	▲	-	+1
	Remand Support	RS	1	▲	-	+1
	Family Abuse - Protective Order	FP	0	▼	-100.0%	-1
	Total			21	▼	-30.0%
Juvenile	Custody Visitation	CV	2	▼	-85.7%	-12
	Remand Custody	RC	2	▲	-	+2
	Remand Visitation	RV	2	▲	-	+2
	Felony	DF	1	▲	-	+1
	Traffic	T	1	▼	-50.0%	-1
	Abuse and Neglect	AN	0	▼	-100.0%	-1
	Misdemeanor	DM	0	▼	-100.0%	-8
Total			8	▼	-68.0%	-17
GRAND TOTAL			29	▼	-47.3%	-26

Filings by Major Case Category**

Category	Summary	Change	% Change	Absolute Change
Adult Criminal	15	▲	-34.8%	-8
Child Dependency	0	▼	-100.0%	-1
Custody and Visitation	2	▼	-85.7%	-12
Delinquency	1	▲	-87.5%	-7
Other	7	▲	+75.0%	+3
Protective Orders	1	▲		0
Support	2	↔		0
Traffic	1	▼	-50.0%	-1
GRAND TOTAL	29	▼	-47.3%	-26

2024 Overall GRAND TOTAL		Distribution of Caseload		Change*		Percentage (%) of Caseload		
422	+103 32.3%	Adult	202 48%	29.5% ▲	+46	Adult	48.9%	47.9%
2024		Juvenile	220 52%	35.0% ▲	+57	Juvenile	51.1%	52.1%
2023		GRAND TOTAL	422 100%	32.3% ▲	+103	GRAND TOTAL	100%	100%

Filings by Division & Code

Division	Case Type Description	Code	Summary	Change	% Change	Absolute Change
Adult	Civil Support	VS	45	▲	+55.2%	+16
	Misdemeanor	CM	44	▲	+25.7%	+9
	Other	OT	39	▲	+34.5%	+10
	Show Cause	SC	25	▲	+38.9%	+7
	Family Abuse - Protective Order	FP	20	▲	+17.6%	+3
	Felony	CF	12	▼	-20.0%	-3
	Capias	CA	8	▼	-11.1%	-1
	Motion - Protective Order	MP	4	▲	+300.0%	+3
	Non-Family Abuse Protective Order	AP	2	▲	-	+2
	Remand Support	RS	2	▼	-33.3%	-1
	Violation of Protective Order	PV	1	▲	-	+1
	Total		202	▲	29.5%	+46
Juvenile	Custody Visitation	CV	149	▲	+140.3%	+87
	Misdemeanor	DM	21	▲	+5.0%	+1
	Abuse and Neglect	AN	9	▼	-18.2%	-2
	Traffic	T	7	▼	-41.7%	-5
	Truancy	TR	7	▼	-22.2%	-2
	Permanency Planning	PH	4	▲	+33.3%	+1
	Show Cause	SC	4	▼	-33.3%	-2
	Felony	DF	3	▼	-50.0%	-3
	Foster Care Review	FC	3	↔	-	-
	Motion - Protective Order	MP	3	▼	-25.0%	-1
	Child In Need of Services	CS	2	↔	-	-
	Paternity	PT	2	▼	-60.0%	-3
	Relief of Custody	CR	2	▼	-33.3%	-1
	Temporary Detention Order	TD	2	▲	-	+2
	Civil Violation	CI	1	▼	-50.0%	-1
	Non-Family Abuse Protective Order	AP	1	▼	-80.0%	-4
	Initial Foster Care	IF	0	▼	-100.0%	-2
	Qualified Residential Treatment	QR	0	▼	-100.0%	-2
	Remand Custody	RC	0	▼	-100.0%	-1
	Remand Visitation	RV	0	▼	-100.0%	-1
Special Immigrant Juvenile Status	SI	0	▼	-100.0%	-1	
Status	ST	0	▼	-100.0%	-3	
	Total		220	▲	35.0%	+57
GRAND TOTAL			422	▲	32.3%	+103

Filings by Major Case Category**

Category	Summary	Change	% Change	Absolute Change
Adult Criminal	79	▲	+16.2%	+11
Child Dependency	18	▼	-25.0%	-6
Child in Need of Services/Supervision	9	▼	-18.2%	-2
Custody and Visitation	151	▲	+125.4%	+84
Delinquency	28	▼	-12.5%	-4
Juvenile Miscellaneous	0	▼	-100.0%	-3
New to Workload Study	1	▼	-66.7%	-2
Other	43	▲	+26.5%	+9
Protective Orders	30	▲	+11.1%	+3

* Compared to same time period as previous year
 5/15/2024 1:07:18PM

** Case Type Categories are defined in the 2017 Virginia Judicial Workload Assessment
 Source: SCV-SQL-Information

Support	56	▲	+47.4%	+18
Traffic	7	▼	-41.7%	-5
GRAND TOTAL	422	▲	32.3%	+103

2024 Overall GRAND TOTAL		Distribution of Caseload			Change*		Percentage (%) of Caseload		
688 +138 25.1% 		Adult	395	57%	31.7% ▲	+95	Adult	54.5%	57.4%
		Juvenile	293	43%	17.2% ▲	+43	Juvenile	45.5%	42.6%
		GRAND TOTAL	688	100%	25.1% ▲	+138	GRAND TOTAL	100%	100%

Filings by Division & Code

Division	Case Type Description	Code	Summary	Change	% Change	Absolute Change
Adult	Felony	CF	115	▲	+360.0%	+90
	Show Cause	SC	89	▲	+154.3%	+54
	Misdemeanor	CM	53	▼	-37.6%	-32
	Civil Support	VS	46	▲	+27.8%	+10
	Other	OT	39	▼	-20.4%	-10
	Family Abuse - Protective Order	FP	24	▼	-11.1%	-3
	Capias	CA	19	▼	-42.4%	-14
	Remand Support	RS	5	▲	+400.0%	+4
	Motion - Protective Order	MP	2	▼	-66.7%	-4
	Non-Family Abuse Protective Order	AP	1	▲	-	+1
	Restricted License for Non-Support	SL	1	▲	-	+1
	Violation of Protective Order	PV	1	▼	-50.0%	-1
	Criminal Support	CS	0	▼	-100.0%	-1
	Total		395	▲	31.7%	+95
Juvenile	Custody Visitation	CV	114	▲	+2.7%	+3
	Misdemeanor	DM	33	▲	+26.9%	+7
	Abuse and Neglect	AN	23	▲	+283.3%	+17
	Mental Commitment	MC	20	▼	-28.6%	-8
	Foster Care Review	FC	18	▲	+38.5%	+5
	Traffic	T	14	▲	+27.3%	+3
	Felony	DF	9	▲	+28.6%	+2
	Initial Foster Care	IF	9	▲	+200.0%	+6
	Remand Custody	RC	8	▲	+100.0%	+4
	Remand Visitation	RV	8	▲	+100.0%	+4
	Terminate Parental Rights	TP	8	▼	-20.0%	-2
	Permanency Planning	PH	6	↔	-	-
	Child In Need of Services	CS	4	▲	+33.3%	+1
	Paternity	PT	4	▲	+300.0%	+3
	Truancy	TR	4	▼	-42.9%	-3
	Motion - Protective Order	MP	3	▼	-40.0%	-2
	Temporary Detention Order	TD	3	↔	-	-
	Special Immigrant Juvenile Status	SI	2	▲	-	+2
	Emergency Custody Order	EC	1	▲	-	+1
	Status	ST	1	▲	-	+1
	Voluntary Continuing Services and Support Agreem	VA	1	↔	-	-
	Non-Family Abuse Protective Order	AP	0	▼	-100.0%	-1
	Total		293	▲	17.2%	+43
	GRAND TOTAL		688	▲	25.1%	+138

Filings by Major Case Category**

Category	Summary	Change	% Change	Absolute Change
Adult Criminal	224	▲	+27.3%	+48
Child Dependency	65	▲	+66.7%	+26
Child in Need of Services/Supervision	8	▼	-20.0%	-2
Custody and Visitation	118	▲	+5.4%	+6
Delinquency	42	▲	+27.3%	+9
Juvenile Miscellaneous	1	▲	-	+1
New to Workload Study	2	▲	-	+2

* Compared to same time period as previous year
 5/15/2024 1:07:18PM

** Case Type Categories are defined in the 2017 Virginia Judicial Workload Assessment
 Source: SCV-SQL-Information

CPSS - JCMS CASELOAD STATISTICS OF THE JUVENILE & DOMESTIC RELATIONS DISTRICT COURTS
 January 2024 thru April 2024 Filings (Compared to January 2023 thru April 2023)

Staunton

District: 25 FIPS: 790

Other	84	▲	-5.6%	-5
Protective Orders	30	▲	-23.1%	-9
Support	100	▲	+143.9%	+59
Traffic	14	▲	+27.3%	+3
GRAND TOTAL	688	▲	25.1%	+138

2024 Overall GRAND TOTAL		Distribution of Caseload			Change*		Percentage (%) of Caseload		
671	-68 -9.2%	Adult	383	57%	10.7% ▲	+37	Adult	46.8%	57.1%
2024		Juvenile	288	43%	-26.7% ▼	-105	Juvenile	53.2%	42.9%
2023		GRAND TOTAL	671	100%	-9.2% ▼	-68	GRAND TOTAL	100%	100%

Filings by Division & Code

Division	Case Type Description	Code	Summary	Change	% Change	Absolute Change
Adult	Show Cause	SC	106	▲	+68.3%	+43
	Civil Support	VS	85	▲	+11.8%	+9
	Other	OT	48	▲	+6.7%	+3
	Misdemeanor	CM	47	▼	-25.4%	-16
	Capias	CA	38	▲	+11.8%	+4
	Family Abuse - Protective Order	FP	29	▲	+45.0%	+9
	Felony	CF	15	▼	-31.8%	-7
	Motion - Protective Order	MP	6	▼	-53.8%	-7
	Remand Support	RS	4	▼	-50.0%	-4
	Non-Family Abuse Protective Order	AP	2	▲	+100.0%	+1
	Restricted License for Non-Support	SL	2	▲	+100.0%	+1
	Violation of Protective Order	PV	1	▲	-	+1
	Total		383	▲	10.7%	+37
Juvenile	Custody Visitation	CV	141	▼	-31.6%	-65
	Misdemeanor	DM	29	▲	+3.6%	+1
	Foster Care Review	FC	25	↔	-	-
	Permanency Planning	PH	14	▼	-17.6%	-3
	Felony	DF	10	▼	-37.5%	-6
	Temporary Detention Order	TD	10	▲	+25.0%	+2
	Traffic	T	8	▲	+60.0%	+3
	Truancy	TR	8	↔	-	-
	Abuse and Neglect	AN	7	▼	-30.0%	-3
	Remand Custody	RC	7	▼	-56.3%	-9
	Remand Visitation	RV	7	▼	-56.3%	-9
	Initial Foster Care	IF	4	▲	+33.3%	+1
	Voluntary Continuing Services and Support Agree	VA	4	▲	+33.3%	+1
	Motion - Protective Order	MP	3	▲	+50.0%	+1
	Non-Family Abuse Protective Order	AP	3	▲	+200.0%	+2
	Show Cause	SC	3	▲	+50.0%	+1
	Child In Need of Services	CS	2	▼	-66.7%	-4
	Terminate Parental Rights	TP	2	▼	-84.6%	-11
	Paternity	PT	1	▼	-83.3%	-5
	Child at Risk	RI	0	▼	-100.0%	-1
Emergency Custody Order	EC	0	▼	-100.0%	-1	
	Total		288	▼	-26.7%	-105
GRAND TOTAL			671	▼	-9.2%	-68

Filings by Major Case Category**

Category	Summary	Change	% Change	Absolute Change
Adult Criminal	150	▲	-5.1%	-8
Child Dependency	56	▼	-22.2%	-16
Child in Need of Services/Supervision	10	▼	-28.6%	-4
Custody and Visitation	142	▼	-33.0%	-70
Delinquency	42	▲	-8.7%	-4
Other	76	▼	-19.1%	-18
Protective Orders	43	▲	+16.2%	+6
Support	144	▲	+42.6%	+43
Traffic	8	▲	+60.0%	+3

* Compared to same time period as previous year
 5/15/2024 1:07:18PM

** Case Type Categories are defined in the 2017 Virginia Judicial Workload Assessment
 Source: SCV-SQL-Information

GRAND TOTAL

671



-9.2%

-68

2024 Overall GRAND TOTAL		Distribution of Caseload			Change*		Percentage (%) of Caseload		
152 -5.6% 	-9	Adult	63	41%	-19.2% ▼	-15	Adult	48.4%	41.4%
		Juvenile	89	59%	7.2% ▲	+6	Juvenile	51.6%	58.6%
GRAND TOTAL		152	100%	-5.6% ▼	-9	GRAND TOTAL	100%	100%	

Filings by Division & Code

Division	Case Type Description	Code	Summary	Change	% Change	Absolute Change
Adult	Misdemeanor	CM	15	▼	-21.1%	-4
	Show Cause	SC	15	▲	+7.1%	+1
	Civil Support	VS	13	▼	-31.6%	-6
	Other	OT	9	▼	-25.0%	-3
	Motion - Protective Order	MP	4	▲	+300.0%	+3
	Family Abuse - Protective Order	FP	3	▼	-40.0%	-2
	Capias	CA	2	▼	-50.0%	-2
	Felony	CF	1	▼	-66.7%	-2
	Non-Family Abuse Protective Order	AP	1	▲	-	+1
	Remand Support	RS	0	▼	-100.0%	-1
	Total		63	▼	-19.2%	-15
Juvenile	Custody Visitation	CV	53	▲	+29.3%	+12
	Misdemeanor	DM	5	▼	-16.7%	-1
	Status	ST	5	▲	-	+5
	Civil Violation	CI	4	▼	-50.0%	-4
	Paternity	PT	3	▲	+200.0%	+2
	Permanency Planning	PH	3	▲	+200.0%	+2
	Traffic	T	3	▼	-57.1%	-4
	Initial Foster Care	IF	2	▲	-	+2
	Motion - Protective Order	MP	2	▲	-	+2
	Abuse and Neglect	AN	1	▼	-50.0%	-1
	Emergency Custody Order	EC	1	↔	-	-
	Entrustment	ET	1	▲	-	+1
	Felony	DF	1	▲	-	+1
	Non-Family Abuse Protective Order	AP	1	▲	-	+1
	Other	OT	1	▲	-	+1
	Show Cause	SC	1	↔	-	-
	Temporary Detention Order	TD	1	↔	-	-
	Truancy	TR	1	▲	-	+1
	Capias	CA	0	▼	-100.0%	-1
	Foster Care Review	FC	0	▼	-100.0%	-2
	Remand Custody	RC	0	▼	-100.0%	-3
	Remand Visitation	RV	0	▼	-100.0%	-3
	Special Immigrant Juvenile Status	SI	0	▼	-100.0%	-1
Terminate Parental Rights	TP	0	▼	-100.0%	-4	
	Total		89	▲	7.2%	+6
GRAND TOTAL			152	▼	-5.6%	-9

Filings by Major Case Category**

Category	Summary	Change	% Change	Absolute Change
Adult Criminal	29	▼	-19.4%	-7
Child Dependency	7	▲	-22.2%	-2
Child in Need of Services/Supervision	1	▲	-	+1
Custody and Visitation	56	▲	+33.3%	+14
Delinquency	7	▲	-12.5%	-1
Juvenile Miscellaneous	5	▲	-	+5
New to Workload Study	4	▼	-55.6%	-5
Other	12	▲	-42.9%	-9

* Compared to same time period as previous year
 5/15/2024 1:07:18PM

** Case Type Categories are defined in the 2017 Virginia Judicial Workload Assessment
 Source: SCV-SQL-Information

CPSS - JCMS CASELOAD STATISTICS OF THE JUVENILE & DOMESTIC RELATIONS DISTRICT COURTS
January 2024 thru April 2024 Filings (Compared to January 2023 thru April 2023)

Protective Orders	11	▲	+83.3%	+5
Support	17	▼	-26.1%	-6
Traffic	3	▼	-57.1%	-4
GRAND TOTAL	152	▼	-5.6%	-9

2024 Overall GRAND TOTAL		Distribution of Caseload		Change*		Percentage (%) of Caseload		
1,331 0 0.0% 	Adult	579	44%	3.0% ▲	+17	Adult	2023	2024
	Juvenile	752	56%	-2.2% ▼	-17	Juvenile	42.2%	43.5%
GRAND TOTAL		1,331	100%	0.0%	0	GRAND TOTAL	100%	100%

Filings by Division & Code

Division	Case Type Description	Code	Summary	Change	% Change	Absolute Change	
Adult	Misdemeanor	CM	142	▲	+31.5%	+34	
	Civil Support	VS	128	▼	-15.8%	-24	
	Show Cause	SC	109	▼	-4.4%	-5	
	Other	OT	86	▲	+16.2%	+12	
	Family Abuse - Protective Order	FP	42	▲	+2.4%	+1	
	Felony	CF	31	▲	+55.0%	+11	
	Capias	CA	22	▼	-18.5%	-5	
	Remand Support	RS	11	▼	-42.1%	-8	
	Motion - Protective Order	MP	6	▲	+100.0%	+3	
	Non-Family Abuse Protective Order	AP	2	↔		-	
	Protective Order	PC	0	▼	-100.0%	-1	
	Violation of Protective Order	PV	0	▼	-100.0%	-1	
	Total			579	▲	3.0%	+17
Juvenile	Custody Visitation	CV	493	▲	+13.6%	+59	
	Misdemeanor	DM	63	▼	-7.4%	-5	
	Traffic	T	40	▲	+17.6%	+6	
	Felony	DF	19	▲	+137.5%	+11	
	Remand Custody	RC	18	▼	-40.0%	-12	
	Remand Visitation	RV	18	▼	-47.1%	-16	
	Paternity	PT	17	▲	+41.7%	+5	
	Foster Care Review	FC	11	▼	-50.0%	-11	
	Status	ST	11	▼	-21.4%	-3	
	Truancy	TR	11	▼	-52.2%	-12	
	Permanency Planning	PH	7	▼	-50.0%	-7	
	Special Immigrant Juvenile Status	SI	7	▲	+75.0%	+3	
	Abuse and Neglect	AN	6	▼	-75.0%	-18	
	Initial Foster Care	IF	6	↔		-	
	Motion - Protective Order	MP	6	▲	+20.0%	+1	
	Emergency Custody Order	EC	4	▼	-20.0%	-1	
	Temporary Detention Order	TD	4	▼	-60.0%	-6	
	Non-Family Abuse Protective Order	AP	3	▼	-66.7%	-6	
	Child In Need of Services	CS	2	↔		-	
	Terminate Parental Rights	TP	2	▲	-	+2	
	Civil Violation	CI	1	↔		-	
	Other	OT	1	▼	-85.7%	-6	
	Show Cause	SC	1	▲	-	+1	
	Voluntary Continuing Services and Support Agree	VA	1	▲	-	+1	
	Qualified Residential Treatment	QR	0	▼	-100.0%	-3	
	Total			752	▼	-2.2%	-17
	GRAND TOTAL			1,331		0.0%	0

Filings by Major Case Category**

Category	Summary	Change	% Change	Absolute Change
Adult Criminal	286	▼	+19.2%	+46
Child Dependency	33	▲	-52.2%	-36
Child in Need of Services/Supervision	13	▼	-48.0%	-12
Custody and Visitation	510	▲	+14.3%	+64
Delinquency	83	▲	+9.2%	+7

* Compared to same time period as previous year
 5/15/2024 1:07:18PM

** Case Type Categories are defined in the 2017 Virginia Judicial Workload Assessment
 Source: SCV-SQL-Information

CPSS - JCMS CASELOAD STATISTICS OF THE JUVENILE & DOMESTIC RELATIONS DISTRICT COURTS
 January 2024 thru April 2024 Filings (Compared to January 2023 thru April 2023)

Frederick

District: 26 FIPS: 069

Juvenile Miscellaneous	11	▼	-21.4%	-3
New to Workload Study	8	▲	+60.0%	+3
Other	142	▼	-20.7%	-37
Protective Orders	59	▲	-1.7%	-1
Support	146	▼	-20.2%	-37
Traffic	40	▲	+17.6%	+6
GRAND TOTAL	1,331		0.0%	0

2024 Overall GRAND TOTAL		Distribution of Caseload		Change*		Percentage (%) of Caseload		
507	-101 -16.6%	Adult	250 49%	-10.1% ▼	-28	Adult	45.7%	49.3%
2024		Juvenile	257 51%	-22.1% ▼	-73	Juvenile	54.3%	50.7%
2023		GRAND TOTAL	507 100%	-16.6% ▼	-101	GRAND TOTAL	100%	100%

Filings by Division & Code

Division	Case Type Description	Code	Summary	Change	% Change	Absolute Change
Adult	Misdemeanor	CM	49	▼	-18.3%	-11
	Civil Support	VS	43	▼	-4.4%	-2
	Other	OT	41	▲	+41.4%	+12
	Show Cause	SC	38	▼	-42.4%	-28
	Family Abuse - Protective Order	FP	31	▲	+55.0%	+11
	Felony	CF	29	▲	+45.0%	+9
	Capias	CA	13	▼	-55.2%	-16
	Motion - Protective Order	MP	5	↔		-
	Non-Family Abuse Protective Order	AP	1	▼	-66.7%	-2
	Remand Support	RS	0	▼	-100.0%	-1
	Total		250	▼	-10.1%	-28
Juvenile	Custody Visitation	CV	155	▼	-21.3%	-42
	Misdemeanor	DM	20	▼	-9.1%	-2
	Traffic	T	19	▼	-9.5%	-2
	Status	ST	18	▲	+28.6%	+4
	Permanency Planning	PH	12	▲	+9.1%	+1
	Show Cause	SC	6	▲	+50.0%	+2
	Capias	CA	4	▲	-	+4
	Abuse and Neglect	AN	3	▼	-70.0%	-7
	Child In Need of Services	CS	3	▲	+200.0%	+2
	Foster Care Review	FC	3	▼	-75.0%	-9
	Truancy	TR	3	▲	+50.0%	+1
	Initial Foster Care	IF	2	▼	-60.0%	-3
	Motion - Protective Order	MP	2	▲	+100.0%	+1
	Non-Family Abuse Protective Order	AP	2	▼	-50.0%	-2
	Terminate Parental Rights	TP	2	▼	-75.0%	-6
	Felony	DF	1	▼	-80.0%	-4
	Paternity	PT	1	▼	-87.5%	-7
	Voluntary Continuing Services and Support Agreem	VA	1	↔		-
	Other	OT	0	▼	-100.0%	-2
	Qualified Residential Treatment	QR	0	▼	-100.0%	-2
	Total		257	▼	-22.1%	-73
GRAND TOTAL			507	▼	-16.6%	-101

Filings by Major Case Category**

Category	Summary	Change	% Change	Absolute Change		
Adult Criminal	117	▼	-22.5%	-34		
Child Dependency	23	▼	-53.1%	-26		
Child in Need of Services/Supervision	6	▲	+100.0%	+3		
Custody and Visitation	156	▼	-23.9%	-49		
Delinquency	31	▲		0		
Juvenile Miscellaneous	18	▲	+28.6%	+4		
Other	41	▼	+28.1%	+9		
Protective Orders	41	▲	+24.2%	+8		
Support	55	▼	-20.3%	-14		
Traffic	19	▼	-9.5%	-2		
GRAND TOTAL			507	▼	-16.6%	-101

* Compared to same time period as previous year
 5/15/2024 1:07:18PM

** Case Type Categories are defined in the 2017 Virginia Judicial Workload Assessment
 Source: SCV-SQL-Information

2024 Overall GRAND TOTAL		Distribution of Caseload			Change*		Percentage (%) of Caseload		
2,091	-19 -0.9%	Adult	885	42%	3.3% ▲	+28	Adult	2023 40.6%	2024 42.3%
2024		Juvenile	1,206	58%	-3.8% ▼	-47	Juvenile	59.4%	57.7%
2023		GRAND TOTAL	2,091	100%	-0.9% ▼	-19	GRAND TOTAL	100%	100%

Filings by Division & Code


Division	Case Type Description	Code	Summary	Change	% Change	Absolute Change	
Adult	Show Cause	SC	184	▲	+75.2%	+79	
	Civil Support	VS	174	▲	+15.2%	+23	
	Misdemeanor	CM	154	▼	-13.5%	-24	
	Other	OT	111	▲	-14.6%	-19	
	Felony	CF	100	▼	-1.0%	-1	
	Family Abuse - Protective Order	FP	94	▲	+11.9%	+10	
	Capias	CA	39	▼	-31.6%	-18	
	Motion - Protective Order	MP	13	↔		-	
	Violation of Protective Order	PV	7	▼	-30.0%	-3	
	Non-Family Abuse Protective Order	AP	5	▲	+150.0%	+3	
	Remand Support	RS	4	▼	-81.0%	-17	
	Bond Forfeiture	BF	0	▼	-100.0%	-1	
	Restricted License for Non-Support	SL	0	▼	-100.0%	-3	
	Violation Family Abuse Protective Order	PS	0	▼	-100.0%	-1	
	Total		885	▲	3.3%	+28	
Juvenile	Custody Visitation	CV	505	▲	+3.9%	+19	
	Misdemeanor	DM	154	▲	+2.7%	+4	
	Traffic	T	96	▼	-20.7%	-25	
	Abuse and Neglect	AN	82	↔		-	
	Felony	DF	59	▲	+103.4%	+30	
	Permanency Planning	PH	52	▲	+15.6%	+7	
	Motion - Protective Order	MP	37	▲	+5.7%	+2	
	Initial Foster Care	IF	27	▲	+170.0%	+17	
	Foster Care Review	FC	23	▼	-43.9%	-18	
	Paternity	PT	22	▲	+37.5%	+6	
	Truancy	TR	20	▼	-23.1%	-6	
	Entrustment	ET	19	▲	+1,800.0%	+18	
	Terminate Parental Rights	TP	19	▲	+11.8%	+2	
	Non-Family Abuse Protective Order	AP	17	▲	+466.7%	+14	
	Show Cause	SC	10	▼	-9.1%	-1	
	Special Immigrant Juvenile Status	SI	9	▼	-59.1%	-13	
	Status	ST	9	▼	-40.0%	-6	
	Remand Custody	RC	8	▼	-81.4%	-35	
	Remand Visitation	RV	8	▼	-81.4%	-35	
	Child In Need of Services	CS	6	↔		-	
	Civil Violation	CI	6	▼	-60.0%	-9	
	Voluntary Continuing Services and Support Agree	VA	4	▼	-33.3%	-2	
	Capias	CA	3	▲	+200.0%	+2	
	Temporary Detention Order	TD	3	↔		-	
	Emergency Custody Order	EC	2	▼	-33.3%	-1	
	Other	OT	2	▲	-	+2	
	Relief of Custody	CR	2	▼	-80.0%	-8	
	Family Abuse - Protective Order	FP	1	▲	-	+1	
	Mental Commitment	MC	1	↔		-	
	Juvenile Support	JS	0	▼	-100.0%	-1	
	Qualified Residential Treatment	QR	0	▼	-100.0%	-11	
		Total		1,206	▼	-3.8%	-47
		GRAND TOTAL		2,091	▼	-0.9%	-19

Filings by Major Case Category**

Category	Summary	Change	% Change	Absolute Change
Adult Criminal	372	▼	-8.8%	-36
Child Dependency	228	▲	+2.2%	+5
Child in Need of Services/Supervision	28	▼	-22.2%	-8
Custody and Visitation	527	▲	+5.0%	+25
Delinquency	224	▲	+19.8%	+37
Juvenile Miscellaneous	9	▼	-40.0%	-6
New to Workload Study	15	▼	-59.5%	-22
Other	139	▲	-43.0%	-105
Protective Orders	167	▲	+21.9%	+30
Support	286	▼	+43.0%	+86
Traffic	96	▼	-20.7%	-25
GRAND TOTAL	2,091	▼	-0.9%	-19

* Compared to same time period as previous year
 5/15/2024 1:07:18PM

** Case Type Categories are defined in the 2017 Virginia Judicial Workload Assessment
 Source: SCV-SQL-Information

2024 Overall GRAND TOTAL	Distribution of Caseload	Change*	Percentage (%) of Caseload																								
905 -51 -5.3% 	<table border="1" style="width: 100%; border-collapse: collapse;"> <tr> <td style="background-color: #4a4a8a; color: white;">Adult</td> <td style="text-align: right;">378</td> <td style="text-align: right;">42%</td> <td style="text-align: right;">-9.1% ▼</td> <td style="text-align: right;">-38</td> </tr> <tr> <td style="background-color: #e67e22; color: white;">Juvenile</td> <td style="text-align: right;">527</td> <td style="text-align: right;">58%</td> <td style="text-align: right;">-2.4% ▼</td> <td style="text-align: right;">-13</td> </tr> <tr> <td style="background-color: #f1c40f; color: white;">GRAND TOTAL</td> <td style="text-align: right;">905</td> <td style="text-align: right;">100%</td> <td style="text-align: right;">-5.3% ▼</td> <td style="text-align: right;">-51</td> </tr> </table>	Adult	378	42%	-9.1% ▼	-38	Juvenile	527	58%	-2.4% ▼	-13	GRAND TOTAL	905	100%	-5.3% ▼	-51		<table border="1" style="width: 100%; border-collapse: collapse;"> <tr> <td style="background-color: #4a4a8a; color: white;">Adult</td> <td style="text-align: right;">43.5%</td> <td style="text-align: right;">41.8%</td> </tr> <tr> <td style="background-color: #e67e22; color: white;">Juvenile</td> <td style="text-align: right;">56.5%</td> <td style="text-align: right;">58.2%</td> </tr> <tr> <td style="background-color: #f1c40f; color: white;">GRAND TOTAL</td> <td style="text-align: right;">100%</td> <td style="text-align: right;">100%</td> </tr> </table>	Adult	43.5%	41.8%	Juvenile	56.5%	58.2%	GRAND TOTAL	100%	100%
Adult	378	42%	-9.1% ▼	-38																							
Juvenile	527	58%	-2.4% ▼	-13																							
GRAND TOTAL	905	100%	-5.3% ▼	-51																							
Adult	43.5%	41.8%																									
Juvenile	56.5%	58.2%																									
GRAND TOTAL	100%	100%																									

Filings by Division & Code

Division	Case Type Description	Code	Summary	Change	% Change	Absolute Change	
Adult	Civil Support	VS	88	▲	+54.4%	+31	
	Show Cause	SC	71	▼	-25.3%	-24	
	Felony	CF	53	▲	+32.5%	+13	
	Other	OT	51	▼	-13.6%	-8	
	Misdemeanor	CM	49	▼	-41.7%	-35	
	Family Abuse - Protective Order	FP	31	↔		-	
	Capias	CA	21	▼	-32.3%	-10	
	Motion - Protective Order	MP	6	▲	+100.0%	+3	
	Non-Family Abuse Protective Order	AP	4	▼	-20.0%	-1	
	Remand Support	RS	2	▼	-66.7%	-4	
	Emergency Custody Order	EC	1	▲	-	+1	
	Restricted License for Non-Support	SL	1	▼	-50.0%	-1	
	Violation of Protective Order	PV	0	▼	-100.0%	-3	
	Total		378	▼	-9.1%	-38	
Juvenile	Custody Visitation	CV	329	▲	+3.8%	+12	
	Misdemeanor	DM	46	▼	-9.8%	-5	
	Show Cause	SC	20	▲	+11.1%	+2	
	Child In Need of Services	CS	18	▼	-10.0%	-2	
	Truancy	TR	17	▲	+41.7%	+5	
	Status	ST	16	▼	-36.0%	-9	
	Permanency Planning	PH	15	▲	+150.0%	+9	
	Felony	DF	14	▲	+250.0%	+10	
	Traffic	T	13	▼	-7.1%	-1	
	Paternity	PT	6	▲	+500.0%	+5	
	Non-Family Abuse Protective Order	AP	5	▲	+400.0%	+4	
	Abuse and Neglect	AN	4	▼	-63.6%	-7	
	Motion - Protective Order	MP	3	▼	-40.0%	-2	
	Remand Custody	RC	3	▼	-70.0%	-7	
	Remand Visitation	RV	3	▼	-70.0%	-7	
	Special Immigrant Juvenile Status	SI	3	▲	-	+3	
	Emergency Custody Order	EC	2	↔		-	
	Entrustment	ET	2	▲	+100.0%	+1	
	Foster Care Review	FC	2	▼	-33.3%	-1	
	Initial Foster Care	IF	2	▼	-60.0%	-3	
	Relief of Custody	CR	2	▲	-	+2	
	Emancipation	EP	1	▲	-	+1	
	Temporary Detention Order	TD	1	▼	-85.7%	-6	
	Civil Violation	CI	0	▼	-100.0%	-12	
	Qualified Residential Treatment	QR	0	▼	-100.0%	-2	
	Restoration of Parental Rights	RR	0	▼	-100.0%	-1	
	Terminate Parental Rights	TP	0	▼	-100.0%	-1	
	Voluntary Continuing Services and Support Agree	VA	0	▼	-100.0%	-1	
		Total		527	▼	-2.4%	-13
	GRAND TOTAL			905	▼	-5.3%	-51

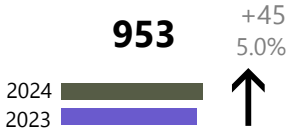
Filings by Major Case Category**

Category	Summary	Change	% Change	Absolute Change
Adult Criminal	182	▼	-22.9%	-54
Child Dependency	27	▲	-10.0%	-3

* Compared to same time period as previous year
 5/15/2024 1:07:18PM

** Case Type Categories are defined in the 2017 Virginia Judicial Workload Assessment
 Source: SCV-SQL-Information

Child in Need of Services/Supervision	45	▲	+36.4%	+12
Custody and Visitation	335	▲	+5.3%	+17
Delinquency	70	▲	-2.8%	-2
Juvenile Miscellaneous	17	▲	-32.0%	-8
New to Workload Study	3	▲	-75.0%	-9
Other	63	▲	-33.7%	-32
Protective Orders	49	▲	+8.9%	+4
Support	101	▼	+32.9%	+25
Traffic	13	▼	-7.1%	-1
GRAND TOTAL	905	▼	-5.3%	-51

2024 Overall GRAND TOTAL		Distribution of Caseload		Change*		Percentage (%) of Caseload			
953 	+45 5.0%	Adult	385	40%	3.2% ▲	+12	Adult	41.1%	40.4%
		Juvenile	568	60%	6.2% ▲	+33	Juvenile	58.9%	59.6%
		GRAND TOTAL	953	100%	5.0% ▲	+45	GRAND TOTAL	100%	100%

Filings by Division & Code

Division	Case Type Description	Code	Summary	Change	% Change	Absolute Change
Adult	Civil Support	VS	81	▲	+24.6%	+16
	Misdemeanor	CM	80	▲	+31.1%	+19
	Other	OT	59	▲	+9.3%	+5
	Felony	CF	51	▲	+10.9%	+5
	Show Cause	SC	49	▼	-22.2%	-14
	Family Abuse - Protective Order	FP	27	▲	+3.8%	+1
	Capias	CA	19	▼	-29.6%	-8
	Remand Support	RS	8	▼	-50.0%	-8
	Motion - Protective Order	MP	5	▼	-28.6%	-2
	Non-Family Abuse Protective Order	AP	4	▲	+100.0%	+2
	Restricted License for Non-Support	SL	1	▲	-	+1
	Violation of Protective Order	PV	1	▼	-80.0%	-4
	Bond Forfeiture	BF	0	▼	-100.0%	-1
	Total		385	▲	3.2%	+12
Juvenile	Custody Visitation	CV	243	▼	-17.3%	-51
	Misdemeanor	DM	106	▲	+76.7%	+46
	Status	ST	32	▲	+700.0%	+28
	Remand Custody	RC	23	▼	-23.3%	-7
	Remand Visitation	RV	23	▼	-30.3%	-10
	Permanency Planning	PH	22	▲	+633.3%	+19
	Traffic	T	21	▼	-8.7%	-2
	Truancy	TR	21	▲	+75.0%	+9
	Paternity	PT	12	▲	+50.0%	+4
	Foster Care Review	FC	10	↔	-	-
	Initial Foster Care	IF	10	▲	+11.1%	+1
	Child In Need of Services	CS	7	▲	+250.0%	+5
	Show Cause	SC	7	▲	+16.7%	+1
	Abuse and Neglect	AN	6	▼	-60.0%	-9
	Non-Family Abuse Protective Order	AP	6	▲	+200.0%	+4
	Terminate Parental Rights	TP	6	▲	-	+6
	Felony	DF	4	▼	-60.0%	-6
	Emergency Custody Order	EC	3	▲	-	+3
	Civil Violation	CI	2	▼	-33.3%	-1
	Temporary Detention Order	TD	2	↔	-	-
	Motion - Protective Order	MP	1	▼	-83.3%	-5
	Voluntary Continuing Services and Support Agreem	VA	1	▼	-50.0%	-1
	Qualified Residential Treatment	QR	0	▼	-100.0%	-1
	Total		568	▲	6.2%	+33
	GRAND TOTAL		953	▲	5.0%	+45

Filings by Major Case Category**

Category	Summary	Change	% Change	Absolute Change
Adult Criminal	179	▼	+0.6%	+1
Child Dependency	55	▲	+37.5%	+15
Child in Need of Services/Supervision	28	▲	+100.0%	+14
Custody and Visitation	255	▲	-15.6%	-47
Delinquency	117	▲	+53.9%	+41
Juvenile Miscellaneous	32	▲	+700.0%	+28

* Compared to same time period as previous year
 5/15/2024 1:07:18PM

** Case Type Categories are defined in the 2017 Virginia Judicial Workload Assessment
 Source: SCV-SQL-Information

CPSS - JCMS CASELOAD STATISTICS OF THE JUVENILE & DOMESTIC RELATIONS DISTRICT COURTS
 January 2024 thru April 2024 Filings (Compared to January 2023 thru April 2023)

New to Workload Study	2	▼	-33.3%	-1
Other	118	▲	-12.6%	-17
Protective Orders	43	▲		0
Support	103	▲	+14.4%	+13
Traffic	21	▼	-8.7%	-2
GRAND TOTAL	953	▲	5.0%	+45

2024 Overall GRAND TOTAL		Distribution of Caseload		Change*		Percentage (%) of Caseload		
751 -49 -6.1% 	Adult	352	47%	6.3% ▲	+21	Adult	2023 41.4%	2024 46.9%
	Juvenile	399	53%	-14.9% ▼	-70	Juvenile	58.6%	53.1%
GRAND TOTAL		751	100%	-6.1% ▼	-49	GRAND TOTAL	100%	100%

Filings by Division & Code

Division	Case Type Description	Code	Summary	Change	% Change	Absolute Change	
Adult	Misdemeanor	CM	104	▲	+20.9%	+18	
	Other	OT	66	▲	+22.2%	+12	
	Civil Support	VS	53	▼	-1.9%	-1	
	Show Cause	SC	45	▼	-13.5%	-7	
	Felony	CF	26	▲	+36.8%	+7	
	Capias	CA	20	↔		-	
	Family Abuse - Protective Order	FP	14	▼	-46.2%	-12	
	Violation of Protective Order	PV	8	▲	+60.0%	+3	
	Protective Order	PC	7	▲	+16.7%	+1	
	Remand Support	RS	5	▲	+150.0%	+3	
	Motion - Protective Order	MP	4	▲	+300.0%	+3	
	Non-Family Abuse Protective Order	AP	0	▼	-100.0%	-5	
	Violation Family Abuse Protective Order	PS	0	▼	-100.0%	-1	
Total			352	▲	6.3%	+21	
Juvenile	Custody Visitation	CV	191	▼	-21.4%	-52	
	Misdemeanor	DM	60	▲	+11.1%	+6	
	Traffic	T	23	▼	-8.0%	-2	
	Abuse and Neglect	AN	18	▲	+12.5%	+2	
	Status	ST	12	▲	+9.1%	+1	
	Foster Care Review	FC	11	↔		-	
	Felony	DF	10	▼	-28.6%	-4	
	Truancy	TR	10	▼	-28.6%	-4	
	Permanency Planning	PH	9	▲	+12.5%	+1	
	Initial Foster Care	IF	6	▲	+50.0%	+2	
	Special Immigrant Juvenile Status	SI	6	▼	-40.0%	-4	
	Terminate Parental Rights	TP	6	▼	-14.3%	-1	
	Civil Violation	CI	5	▲	+400.0%	+4	
	Motion - Protective Order	MP	5	▼	-44.4%	-4	
	Paternity	PT	4	▼	-84.0%	-21	
	Remand Custody	RC	4	▲	+300.0%	+3	
	Remand Visitation	RV	4	▲	+300.0%	+3	
	Temporary Detention Order	TD	4	▼	-20.0%	-1	
	Emergency Custody Order	EC	3	▼	-25.0%	-1	
	Non-Family Abuse Protective Order	AP	2	▼	-33.3%	-1	
	Other	OT	2	▲	+100.0%	+1	
	Voluntary Continuing Services and Support Agree	VA	2	▲	+100.0%	+1	
	Child In Need of Services	CS	1	▲	-	+1	
	Show Cause	SC	1	▲	-	+1	
	Entrustment	ET	0	▼	-100.0%	-1	
	Total			399	▼	-14.9%	-70
	GRAND TOTAL			751	▼	-6.1%	-49

Filings by Major Case Category**

Category	Summary	Change	% Change	Absolute Change
Adult Criminal	203	▲	+13.4%	+24
Child Dependency	52	▲	+8.3%	+4
Child in Need of Services/Supervision	11	▲	-21.4%	-3
Custody and Visitation	195	▼	-27.2%	-73
Delinquency	71	▲	+4.4%	+3

* Compared to same time period as previous year
 5/15/2024 1:07:18PM

** Case Type Categories are defined in the 2017 Virginia Judicial Workload Assessment
 Source: SCV-SQL-Information

Juvenile Miscellaneous	12	▲	+9.1%	+1
New to Workload Study	11	▲		0
Other	88	▲	+29.4%	+20
Protective Orders	25	▲	-43.2%	-19
Support	60	▼	-6.3%	-4
Traffic	23	▼	-8.0%	-2
GRAND TOTAL	751	▼	-6.1%	-49

2024 Overall GRAND TOTAL		Distribution of Caseload		Change*		Percentage (%) of Caseload		
<p>2024 96 2023 68 ↑ +28 41.2%</p>	Adult	52	54%	52.9%	▲	+18	2023	50.0%
	Juvenile	44	46%	29.4%	▲	+10	2024	54.2%
GRAND TOTAL		96	100%	41.2%	▲	+28	GRAND TOTAL	100%

Filings by Division & Code

Division	Case Type Description	Code	Summary	Change	% Change	Absolute Change
Adult	Misdemeanor	CM	20	▲	+122.2%	+11
	Civil Support	VS	8	▲	+166.7%	+5
	Felony	CF	7	▲	+600.0%	+6
	Other	OT	7	▼	-22.2%	-2
	Show Cause	SC	5	▲	+25.0%	+1
	Family Abuse - Protective Order	FP	3	▼	-57.1%	-4
	Bond Forfeiture	BF	1	▲	-	+1
	Capias	CA	1	↔	-	-
Total			52	▲	52.9%	+18
Juvenile	Custody Visitation	CV	28	▲	+33.3%	+7
	Misdemeanor	DM	5	▲	+66.7%	+2
	Status	ST	5	▲	-	+5
	Abuse and Neglect	AN	2	▲	-	+2
	Traffic	T	2	▼	-71.4%	-5
	Permanency Planning	PH	1	▲	-	+1
	Voluntary Continuing Services and Support Agree	VA	1	▲	-	+1
	Felony	DF	0	▼	-100.0%	-1
	Foster Care Review	FC	0	▼	-100.0%	-1
	Qualified Residential Treatment	QR	0	▼	-100.0%	-1
Total			44	▲	29.4%	+10
GRAND TOTAL			96	▲	41.2%	+28

Filings by Major Case Category**

Category	Summary	Change	% Change	Absolute Change	
Adult Criminal	33	▲	+175.0%	+21	
Child Dependency	4	▲	+100.0%	+2	
Custody and Visitation	28	▲	+33.3%	+7	
Delinquency	5	▼	+25.0%	+1	
Juvenile Miscellaneous	5	▲	-	+5	
Other	7	▼	-22.2%	-2	
Protective Orders	3	▼	-57.1%	-4	
Support	9	▲	+50.0%	+3	
Traffic	2	▼	-71.4%	-5	
GRAND TOTAL		96	▲	41.2%	+28

* Compared to same time period as previous year
 5/15/2024 1:07:18PM

** Case Type Categories are defined in the 2017 Virginia Judicial Workload Assessment
 Source: SCV-SQL-Information

2024 Overall GRAND TOTAL		Distribution of Caseload		Change*		Percentage (%) of Caseload		
519	-105 -16.8%	Adult	185 36%	-38.3% ▼	-115	Adult	2023 48.1%	2024 35.6%
2024		Juvenile	334 64%	3.1% ▲	+10	Juvenile	51.9%	64.4%
2023		GRAND TOTAL	519 100%	-16.8% ▼	-105	GRAND TOTAL	100%	100%

Filings by Division & Code

Division	Case Type Description	Code	Summary	Change	% Change	Absolute Change
Adult	Civil Support	VS	38	↔		-
	Show Cause	SC	38	▼	-29.6%	-16
	Misdemeanor	CM	36	▼	-41.9%	-26
	Family Abuse - Protective Order	FP	22	▼	-24.1%	-7
	Other	OT	20	▼	-71.0%	-49
	Felony	CF	17	▲	+41.7%	+5
	Capias	CA	10	▼	-60.0%	-15
	Violation of Protective Order	PV	2	▼	-60.0%	-3
	Non-Family Abuse Protective Order	AP	1	▲	-	+1
	Remand Support	RS	1	▼	-66.7%	-2
	Motion - Protective Order	MP	0	▼	-100.0%	-3
	Total		185	▼	-38.3%	-115
Juvenile	Custody Visitation	CV	194	▲	+4.9%	+9
	Abuse and Neglect	AN	29	▲	+383.3%	+23
	Misdemeanor	DM	25	▲	+92.3%	+12
	Traffic	T	19	▼	-32.1%	-9
	Status	ST	14	▼	-6.7%	-1
	Permanency Planning	PH	11	▼	-31.3%	-5
	Foster Care Review	FC	7	▼	-46.2%	-6
	Relief of Custody	CR	6	▲	-	+6
	Felony	DF	5	▲	+150.0%	+3
	Initial Foster Care	IF	5	▲	+66.7%	+2
	Paternity	PT	5	▼	-16.7%	-1
	Motion - Protective Order	MP	3	▼	-40.0%	-2
	Voluntary Continuing Services and Support Agree	VA	3	▲	-	+3
	Terminate Parental Rights	TP	2	▲	-	+2
	Truancy	TR	2	↔		-
	Emergency Custody Order	EC	1	▲	-	+1
	Remand Custody	RC	1	▼	-85.7%	-6
	Remand Visitation	RV	1	▼	-85.7%	-6
	Temporary Detention Order	TD	1	▼	-83.3%	-5
	Civil Violation	CI	0	▼	-100.0%	-1
	Emancipation	EP	0	▼	-100.0%	-1
Qualified Residential Treatment	QR	0	▼	-100.0%	-6	
Show Cause	SC	0	▼	-100.0%	-2	
	Total		334	▲	3.1%	+10
GRAND TOTAL			519	▼	-16.8%	-105

Filings by Major Case Category**

Category	Summary	Change	% Change	Absolute Change
Adult Criminal	92	▼	-37.8%	-56
Child Dependency	63	▲	+43.2%	+19
Child in Need of Services/Supervision	2	↔		0
Custody and Visitation	199	▼	+4.2%	+8
Delinquency	30	▲	+76.5%	+13
Juvenile Miscellaneous	14	▼	-12.5%	-2
New to Workload Study	0	▼	-100.0%	-1
Other	25	▲	-72.8%	-67

* Compared to same time period as previous year
 5/15/2024 1:07:18PM

** Case Type Categories are defined in the 2017 Virginia Judicial Workload Assessment
 Source: SCV-SQL-Information

CPSS - JCMS CASELOAD STATISTICS OF THE JUVENILE & DOMESTIC RELATIONS DISTRICT COURTS
 January 2024 thru April 2024 Filings (Compared to January 2023 thru April 2023)

Protective Orders	26	▲	-29.7%	-11
Support	49	▲	+2.1%	+1
Traffic	19	▼	-32.1%	-9
GRAND TOTAL	519	▼	-16.8%	-105

2024 Overall GRAND TOTAL		Distribution of Caseload		Change*		Percentage (%) of Caseload		
244	-2 -0.8%	Adult	87 36%	-3.3% ▼	-3	Adult	2023 36.6%	2024 35.7%
2024		Juvenile	157 64%	0.6% ▲	+1	Juvenile	63.4%	64.3%
2023		GRAND TOTAL	244 100%	-0.8% ▼	-2	GRAND TOTAL	100%	100%

Filings by Division & Code

Division	Case Type Description	Code	Summary	Change	% Change	Absolute Change
Adult	Civil Support	VS	20	▲	+53.8%	+7
	Misdemeanor	CM	18	▲	+12.5%	+2
	Show Cause	SC	17	▲	+6.3%	+1
	Other	OT	14	▲	-26.3%	-5
	Motion - Protective Order	MP	7	▲	+75.0%	+3
	Remand Support	RS	6	▲	+500.0%	+5
	Family Abuse - Protective Order	FP	5	▼	-64.3%	-9
	Capias	CA	0	▼	-100.0%	-1
	Felony	CF	0	▼	-100.0%	-3
	Non-Family Abuse Protective Order	AP	0	▼	-100.0%	-3
	Total		87	▼	-3.3%	-3
Juvenile	Custody Visitation	CV	78	▼	-3.7%	-3
	Traffic	T	16	▲	+77.8%	+7
	Remand Custody	RC	13	▲	+1,200.0%	+12
	Remand Visitation	RV	13	▲	+1,200.0%	+12
	Terminate Parental Rights	TP	8	▲	+300.0%	+6
	Abuse and Neglect	AN	6	▼	-50.0%	-6
	Motion - Protective Order	MP	5	▲	+150.0%	+3
	Permanency Planning	PH	5	▲	+25.0%	+1
	Foster Care Review	FC	4	▼	-50.0%	-4
	Misdemeanor	DM	4	▼	-50.0%	-4
	Status	ST	3	▼	-50.0%	-3
	Emergency Custody Order	EC	1	▲	-	+1
	Paternity	PT	1	↔	-	-
	Civil Violation	CI	0	▼	-100.0%	-4
	Emancipation	EP	0	▼	-100.0%	-1
	Felony	DF	0	▼	-100.0%	-1
	Initial Foster Care	IF	0	▼	-100.0%	-5
	Non-Family Abuse Protective Order	AP	0	▼	-100.0%	-1
	Other	OT	0	▼	-100.0%	-1
	Qualified Residential Treatment	QR	0	▼	-100.0%	-1
	Show Cause	SC	0	▼	-100.0%	-1
	Temporary Detention Order	TD	0	▼	-100.0%	-2
	Truancy	TR	0	▼	-100.0%	-2
Voluntary Continuing Services and Support Agreem	VA	0	▼	-100.0%	-2	
	Total		157	▲	0.6%	+1
GRAND TOTAL			244	▼	-0.8%	-2

Filings by Major Case Category**

Category	Summary	Change	% Change	Absolute Change
Adult Criminal	27	▼	-15.6%	-5
Child Dependency	23	▼	-32.4%	-11
Child in Need of Services/Supervision	0	▼	-100.0%	-2
Custody and Visitation	79	▼	-3.7%	-3
Delinquency	4	▼	-60.0%	-6
Juvenile Miscellaneous	3	▼	-57.1%	-4
New to Workload Study	0	▼	-100.0%	-4
Other	47	▲	+88.0%	+22

* Compared to same time period as previous year
 5/15/2024 1:07:18PM

** Case Type Categories are defined in the 2017 Virginia Judicial Workload Assessment
 Source: SCV-SQL-Information

CPSS - JCMS CASELOAD STATISTICS OF THE JUVENILE & DOMESTIC RELATIONS DISTRICT COURTS
 January 2024 thru April 2024 Filings (Compared to January 2023 thru April 2023)

Floyd

District: 27 FIPS: 063

Protective Orders	17	▼	-29.2%	-7
Support	28	▲	+64.7%	+11
Traffic	16	▲	+77.8%	+7
GRAND TOTAL	244	▼	-0.8%	-2

2024 Overall GRAND TOTAL		Distribution of Caseload		Change*		Percentage (%) of Caseload			
241 -12.7% 	-35	Adult	91	38%	-33.1% ▼	-45	Adult	49.3%	37.8%
		Juvenile	150	62%	7.1% ▲	+10	Juvenile	50.7%	62.2%
		GRAND TOTAL	241	100%	-12.7% ▼	-35	GRAND TOTAL	100%	100%

Filings by Division & Code

Division	Case Type Description	Code	Summary	Change	% Change	Absolute Change	
Adult	Other	OT	28	▲	+3.7%	+1	
	Civil Support	VS	18	↔		-	
	Misdemeanor	CM	17	▼	-52.8%	-19	
	Felony	CF	10	↔		-	
	Show Cause	SC	7	▼	-58.8%	-10	
	Violation of Protective Order	PV	4	▲	+33.3%	+1	
	Capias	CA	3	▼	-70.0%	-7	
	Family Abuse - Protective Order	FP	2	▼	-71.4%	-5	
	Motion - Protective Order	MP	2	▼	-75.0%	-6	
	Total			91	▼	-33.1%	-45
Juvenile	Custody Visitation	CV	56	▼	-5.1%	-3	
	Abuse and Neglect	AN	16	▲	+100.0%	+8	
	Permanency Planning	PH	16	▲	+166.7%	+10	
	Terminate Parental Rights	TP	16	▲	+60.0%	+6	
	Misdemeanor	DM	12	▲	+50.0%	+4	
	Motion - Protective Order	MP	9	▲	+125.0%	+5	
	Foster Care Review	FC	5	▼	-58.3%	-7	
	Initial Foster Care	IF	4	↔		-	
	Traffic	T	4	▼	-73.3%	-11	
	Voluntary Continuing Services and Support Agreem	VA	3	▲	-	+3	
	Non-Family Abuse Protective Order	AP	2	▲	-	+2	
	Paternity	PT	2	▲	+100.0%	+1	
	Temporary Detention Order	TD	2	▲	-	+2	
	Truancy	TR	2	↔		-	
	Child In Need of Services	CS	1	▲	-	+1	
	Civil Violation	CI	0	▼	-100.0%	-2	
	Emancipation	EP	0	▼	-100.0%	-1	
	Felony	DF	0	▼	-100.0%	-1	
	Qualified Residential Treatment	QR	0	▼	-100.0%	-2	
	Relief of Custody	CR	0	▼	-100.0%	-1	
	Show Cause	SC	0	▼	-100.0%	-2	
	Status	ST	0	▼	-100.0%	-2	
	Total			150	▲	7.1%	+10
	GRAND TOTAL			241	▼	-12.7%	-35

Filings by Major Case Category**

Category	Summary	Change	% Change	Absolute Change
Adult Criminal	40	▼	-45.9%	-34
Child Dependency	60	▲	+39.5%	+17
Child in Need of Services/Supervision	3	▲	+50.0%	+1
Custody and Visitation	58	▲	-3.3%	-2
Delinquency	12	▼	+9.1%	+1
Juvenile Miscellaneous	0	▼	-100.0%	-3
New to Workload Study	0	▼	-100.0%	-2
Other	30	▲	+11.1%	+3
Protective Orders	15	▲	-21.1%	-4
Support	19	▼	-5.0%	-1

* Compared to same time period as previous year
 5/15/2024 1:07:18PM

** Case Type Categories are defined in the 2017 Virginia Judicial Workload Assessment
 Source: SCV-SQL-Information

CPSS - JCMS CASELOAD STATISTICS OF THE JUVENILE & DOMESTIC RELATIONS DISTRICT COURTS
January 2024 thru April 2024 Filings (Compared to January 2023 thru April 2023)

Traffic		4	▼	-73.3%	-11
	GRAND TOTAL	241	▼	-12.7%	-35

2024 Overall GRAND TOTAL		Distribution of Caseload		Change*		Percentage (%) of Caseload			
510 +139 37.5% 		Adult	180	35%	22.4% ▲	+33	Adult	39.6%	35.3%
		Juvenile	330	65%	47.3% ▲	+106	Juvenile	60.4%	64.7%
		GRAND TOTAL	510	100%	37.5% ▲	+139	GRAND TOTAL	100%	100%

Filings by Division & Code

Division	Case Type Description	Code	Summary	Change	% Change	Absolute Change	
Adult	Show Cause	SC	55	▲	+150.0%	+33	
	Civil Support	VS	36	▲	+56.5%	+13	
	Misdemeanor	CM	28	▲	+3.7%	+1	
	Other	OT	24	▲		-	
	Family Abuse - Protective Order	FP	15	▼	-25.0%	-5	
	Capias	CA	10	▲	+66.7%	+4	
	Violation of Protective Order	PV	5	▲	+150.0%	+3	
	Felony	CF	4	▼	-63.6%	-7	
	Non-Family Abuse Protective Order	AP	2	▲	+100.0%	+1	
	Remand Support	RS	1	↔		-	
	Motion - Protective Order	MP	0	▼	-100.0%	-9	
	Violation Family Abuse Protective Order	PS	0	▼	-100.0%	-1	
		Total		180	▲	22.4%	+33
Juvenile	Custody Visitation	CV	249	▲	+68.2%	+101	
	Felony	DF	11	▲	+57.1%	+4	
	Misdemeanor	DM	9	▲	+28.6%	+2	
	Motion - Protective Order	MP	8	▲	-	+8	
	Permanency Planning	PH	6	▼	-33.3%	-3	
	Foster Care Review	FC	5	↔		-	
	Non-Family Abuse Protective Order	AP	4	▲	+300.0%	+3	
	Temporary Detention Order	TD	4	▲	+100.0%	+2	
	Terminate Parental Rights	TP	4	▲	+33.3%	+1	
	Child In Need of Services	CS	3	▲	+200.0%	+2	
	Other	OT	3	▲	-	+3	
	Paternity	PT	3	▼	-40.0%	-2	
	Relief of Custody	CR	3	▲	-	+3	
	Remand Custody	RC	3	▼	-40.0%	-2	
	Remand Visitation	RV	3	▼	-40.0%	-2	
	Traffic	T	3	▼	-72.7%	-8	
	Truancy	TR	3	▲	+50.0%	+1	
	Abuse and Neglect	AN	2	↔		-	
	Entrustment	ET	2	▲	-	+2	
	Initial Foster Care	IF	1	▼	-75.0%	-3	
	Voluntary Continuing Services and Support Agreen	VA	1	▲	-	+1	
	Emergency Custody Order	EC	0	▼	-100.0%	-1	
	Qualified Residential Treatment	QR	0	▼	-100.0%	-3	
	Show Cause	SC	0	▼	-100.0%	-1	
	Status	ST	0	▼	-100.0%	-2	
		Total		330	▲	47.3%	+106
	GRAND TOTAL			510	▲	37.5%	+139

Filings by Major Case Category**

Category	Summary	Change	% Change	Absolute Change
Adult Criminal	84	▲	+44.8%	+26
Child Dependency	24	▲	-7.7%	-2
Child in Need of Services/Supervision	6	▲	+100.0%	+3
Custody and Visitation	252	▲	+64.7%	+99
Delinquency	20	▼	+33.3%	+5

* Compared to same time period as previous year
 5/15/2024 1:07:18PM

** Case Type Categories are defined in the 2017 Virginia Judicial Workload Assessment
 Source: SCV-SQL-Information

CPSS - JCMS CASELOAD STATISTICS OF THE JUVENILE & DOMESTIC RELATIONS DISTRICT COURTS
 January 2024 thru April 2024 Filings (Compared to January 2023 thru April 2023)

Juvenile Miscellaneous	1	▲	-50.0%	-1
Other	37	▲	-2.6%	-1
Protective Orders	29	▲	-6.5%	-2
Support	54	▲	+58.8%	+20
Traffic	3	▼	-72.7%	-8
GRAND TOTAL	510	▲	37.5%	+139

2024 Overall GRAND TOTAL		Distribution of Caseload		Change*		Percentage (%) of Caseload			
299 +49 19.6% 		Adult	145	48%	5.8% ▲	+8	Adult	54.8%	48.5%
		Juvenile	154	52%	36.3% ▲	+41	Juvenile	45.2%	51.5%
		GRAND TOTAL	299	100%	19.6% ▲	+49	GRAND TOTAL	100%	100%

Filings by Division & Code

Division	Case Type Description	Code	Summary	Change	% Change	Absolute Change
Adult	Misdemeanor	CM	40	▲	+2.6%	+1
	Show Cause	SC	26	▲	+23.8%	+5
	Other	OT	25	▲	+316.7%	+19
	Civil Support	VS	23	▲	+27.8%	+5
	Capias	CA	11	▲	+83.3%	+5
	Felony	CF	9	▲	+200.0%	+6
	Family Abuse - Protective Order	FP	7	▼	-81.6%	-31
	Remand Support	RS	2	▲	+100.0%	+1
	Motion - Protective Order	MP	1	▼	-50.0%	-1
	Violation Family Abuse Protective Order	PS	1	▲	-	+1
	Bond Forfeiture	BF	0	▼	-100.0%	-1
	Non-Family Abuse Protective Order	AP	0	▼	-100.0%	-1
	Protective Order	PC	0	▼	-100.0%	-1
		Total		145	▲	5.8%
Juvenile	Custody Visitation	CV	105	▲	+90.9%	+50
	Foster Care Review	FC	7	▲	+40.0%	+2
	Initial Foster Care	IF	7	▲	+75.0%	+3
	Misdemeanor	DM	7	▼	-30.0%	-3
	Abuse and Neglect	AN	6	▼	-40.0%	-4
	Felony	DF	6	▲	+200.0%	+4
	Permanency Planning	PH	4	▼	-33.3%	-2
	Non-Family Abuse Protective Order	AP	2	▲	-	+2
	Child In Need of Services	CS	1	▲	-	+1
	Civil Violation	CI	1	▲	-	+1
	Family Abuse - Protective Order	FP	1	▲	-	+1
	Motion - Protective Order	MP	1	▲	-	+1
	Paternity	PT	1	↔	-	-
	Remand Visitation	RV	1	▲	-	+1
	Status	ST	1	▼	-66.7%	-2
	Temporary Detention Order	TD	1	↔	-	-
	Terminate Parental Rights	TP	1	▼	-75.0%	-3
	Traffic	T	1	▼	-87.5%	-7
	Emergency Custody Order	EC	0	▼	-100.0%	-1
	Relief of Custody	CR	0	▼	-100.0%	-1
Remand Custody	RC	0	▼	-100.0%	-2	
	Total		154	▲	36.3%	+41
GRAND TOTAL			299	▲	19.6%	+49

Filings by Major Case Category**

Category	Summary	Change	% Change	Absolute Change
Adult Criminal	78	▲	+25.8%	+16
Child Dependency	25	▼	-16.7%	-5
Child in Need of Services/Supervision	1	▲	-	+1
Custody and Visitation	106	▲	+89.3%	+50
Delinquency	13	▲	+8.3%	+1
Juvenile Miscellaneous	1	▼	-66.7%	-2
New to Workload Study	1	▲	-	+1
Other	29	▲	+163.6%	+18

* Compared to same time period as previous year
 5/15/2024 1:07:18PM

** Case Type Categories are defined in the 2017 Virginia Judicial Workload Assessment
 Source: SCV-SQL-Information

CPSS - JCMS CASELOAD STATISTICS OF THE JUVENILE & DOMESTIC RELATIONS DISTRICT COURTS
 January 2024 thru April 2024 Filings (Compared to January 2023 thru April 2023)

Protective Orders	12	▲	-70.7%	-29
Support	32	▲	+18.5%	+5
Traffic	1	▼	-87.5%	-7
GRAND TOTAL	299	▲	19.6%	+49

2024 Overall GRAND TOTAL		Distribution of Caseload		Change*		Percentage (%) of Caseload			
1,196 +63 5.6% 		Adult	655	55%	9.9% ▲	+59	Adult	52.6%	54.8%
		Juvenile	541	45%	0.7% ▲	+4	Juvenile	47.4%	45.2%
GRAND TOTAL		1,196	100%	5.6% ▲	+63	GRAND TOTAL	100%	100%	

Filings by Division & Code

Division	Case Type Description	Code	Summary	Change	% Change	Absolute Change
Adult	Misdemeanor	CM	168	▲	+3.1%	+5
	Other	OT	128	▼	+21.9%	+23
	Show Cause	SC	111	▲	+19.4%	+18
	Civil Support	VS	95	▼	-7.8%	-8
	Felony	CF	66	▲	+32.0%	+16
	Family Abuse - Protective Order	FP	52	▲	+8.3%	+4
	Capias	CA	18	▼	-5.3%	-1
	Non-Family Abuse Protective Order	AP	7	▲	-	+7
	Remand Support	RS	5	▲	+66.7%	+2
	Motion - Protective Order	MP	4	▼	-50.0%	-4
	Violation of Protective Order	PV	1	↔		-
	Restricted License for Non-Support	SL	0	▼	-100.0%	-3
	Total			655	▲	9.9%
Juvenile	Custody Visitation	CV	281	▼	-8.8%	-27
	Misdemeanor	DM	66	▲	+4.8%	+3
	Felony	DF	40	▲	+100.0%	+20
	Traffic	T	31	▲	+40.9%	+9
	Abuse and Neglect	AN	29	▲	+163.6%	+18
	Motion - Protective Order	MP	18	▲	+125.0%	+10
	Truancy	TR	15	▲	+15.4%	+2
	Remand Custody	RC	13	▲	+30.0%	+3
	Non-Family Abuse Protective Order	AP	9	▲	+125.0%	+5
	Temporary Detention Order	TD	6	▼	-45.5%	-5
	Child In Need of Services	CS	5	▲	+400.0%	+4
	Status	ST	5	▼	-16.7%	-1
	Civil Violation	CI	4	↔		-
	Show Cause	SC	4	▲	+100.0%	+2
	Other	OT	3	↔		-
	Emergency Custody Order	EC	2	▼	-71.4%	-5
	Initial Foster Care	IF	2	▼	-60.0%	-3
	Special Immigrant Juvenile Status	SI	2	▲	-	+2
	Voluntary Continuing Services and Support Agree	VA	2	↔		-
	Foster Care Review	FC	1	▼	-50.0%	-1
	Paternity	PT	1	▼	-75.0%	-3
	Relief of Custody	CR	1	▼	-66.7%	-2
	Remand Visitation	RV	1	▼	-75.0%	-3
	Emancipation	EP	0	▼	-100.0%	-1
	Mental Commitment	MC	0	▼	-100.0%	-2
	Permanency Planning	PH	0	▼	-100.0%	-8
	Terminate Parental Rights	TP	0	▼	-100.0%	-13
	Total			541	▲	0.7%
GRAND TOTAL			1,196	▲	5.6%	+63

Filings by Major Case Category**

Category	Summary	Change	% Change	Absolute Change
Adult Criminal	336	▲	+17.9%	+51
Child Dependency	35	▼	-20.5%	-9
Child in Need of Services/Supervision	20	▲	+42.9%	+6
Custody and Visitation	282	▼	-9.6%	-30

* Compared to same time period as previous year
 5/15/2024 1:07:18PM

** Case Type Categories are defined in the 2017 Virginia Judicial Workload Assessment
 Source: SCV-SQL-Information

Delinquency	110	▲	+29.4%	+25
Juvenile Miscellaneous	5	▼	-28.6%	-2
New to Workload Study	6	▲	+50.0%	+2
Other	158	▼	+9.0%	+13
Protective Orders	90	▲	+32.4%	+22
Support	123	▼	-16.3%	-24
Traffic	31	▲	+40.9%	+9
GRAND TOTAL	1,196	▲	5.6%	+63

2024 Overall GRAND TOTAL		Distribution of Caseload			Change*		Percentage (%) of Caseload			
840 -59 -6.6% 		Adult	445	53%	-1.5%	▼	-7	Adult	50.3%	53.0%
		Juvenile	395	47%	-11.6%	▼	-52	Juvenile	49.7%	47.0%
		GRAND TOTAL	840	100%	-6.6%	▼	-59	GRAND TOTAL	100%	100%

Filings by Division & Code

Division	Case Type Description	Code	Summary	Change	% Change	Absolute Change
Adult	Civil Support	VS	97	▲	+21.3%	+17
	Misdemeanor	CM	87	▲	+14.5%	+11
	Other	OT	87	▲	-3.3%	-3
	Show Cause	SC	83	▼	-12.6%	-12
	Family Abuse - Protective Order	FP	36	▼	-10.0%	-4
	Felony	CF	24	↔		-
	Capias	CA	17	▼	-37.0%	-10
	Violation of Protective Order	PV	8	▼	-11.1%	-1
	Motion - Protective Order	MP	5	▼	-28.6%	-2
	Non-Family Abuse Protective Order	AP	1	↔		-
	Remand Support	RS	0	▼	-100.0%	-3
		Total		445	▼	-1.5%
Juvenile	Custody Visitation	CV	270	▲	+5.5%	+14
	Misdemeanor	DM	27	▼	-34.1%	-14
	Traffic	T	13	▲	+116.7%	+7
	Motion - Protective Order	MP	12	▼	-7.7%	-1
	Permanency Planning	PH	12	▼	-29.4%	-5
	Truancy	TR	10	↔		-
	Abuse and Neglect	AN	9	▲	+80.0%	+4
	Child at Risk	RI	5	▼	-64.3%	-9
	Felony	DF	5	▼	-61.5%	-8
	Initial Foster Care	IF	5	▼	-50.0%	-5
	Paternity	PT	5	▼	-44.4%	-4
	Terminate Parental Rights	TP	5	▲	-	+5
	Foster Care Review	FC	4	▼	-60.0%	-6
	Non-Family Abuse Protective Order	AP	4	▼	-50.0%	-4
	Temporary Detention Order	TD	2	▼	-66.7%	-4
	Voluntary Continuing Services and Support Agreen	VA	2	▲	+100.0%	+1
	Capias	CA	1	▲	-	+1
	Child In Need of Services	CS	1	▼	-66.7%	-2
	Civil Violation	CI	1	▲	-	+1
	Emergency Custody Order	EC	1	▼	-50.0%	-1
	Status	ST	1	▲	-50.0%	-1
	Emancipation	EP	0	▼	-100.0%	-2
	Entrustment	ET	0	▼	-100.0%	-2
	Family Abuse - Protective Order	FP	0	▼	-100.0%	-2
	Mental Commitment	MC	0	▼	-100.0%	-1
	Other	OT	0	▼	-100.0%	-2
	Qualified Residential Treatment	QR	0	▼	-100.0%	-3
	Relief of Custody	CR	0	▼	-100.0%	-2
	Remand Custody	RC	0	▼	-100.0%	-3
	Remand Visitation	RV	0	▼	-100.0%	-3
	Show Cause	SC	0	▼	-100.0%	-1
		Total		395	▼	-11.6%
GRAND TOTAL			840	▼	-6.6%	-59

* Compared to same time period as previous year
 5/15/2024 1:07:18PM

** Case Type Categories are defined in the 2017 Virginia Judicial Workload Assessment
 Source: SCV-SQL-Information

Filings by Major Case Category**

Category	Summary	Change	% Change	Absolute Change
Adult Criminal	187	▼	-5.6%	-11
Child Dependency	42	▲	-34.4%	-22
Child in Need of Services/Supervision	11	▼	-15.4%	-2
Custody and Visitation	275	▼	+3.8%	+10
Delinquency	33	▲	-40.0%	-22
Juvenile Miscellaneous	1	▲	-75.0%	-3
New to Workload Study	1	▲	-	+1
Other	90	▲	-18.2%	-20
Protective Orders	58	▼	-18.3%	-13
Support	129	▲	+14.2%	+16
Traffic	13	▲	+116.7%	+7
GRAND TOTAL	840	▼	-6.6%	-59

* Compared to same time period as previous year
 5/15/2024 1:07:18PM

** Case Type Categories are defined in the 2017 Virginia Judicial Workload Assessment
 Source: SCV-SQL-Information

2024 Overall GRAND TOTAL		Distribution of Caseload		Change*		Percentage (%) of Caseload		
<p>2024 365 +31 9.3%</p>	Adult	165	45%	28.9% ▲	+37	Adult	2023 38.3%	2024 45.2%
	Juvenile	200	55%	-2.9% ▼	-6	Juvenile	61.7%	54.8%
GRAND TOTAL		365	100%	9.3% ▲	+31	GRAND TOTAL	100%	100%

Filings by Division & Code

Division	Case Type Description	Code	Summary	Change	% Change	Absolute Change
Adult	Misdemeanor	CM	45	▲	+45.2%	+14
	Other	OT	40	▲	+37.9%	+11
	Civil Support	VS	30	▲	+11.1%	+3
	Show Cause	SC	23	▲	+76.9%	+10
	Family Abuse - Protective Order	FP	13	▲	+18.2%	+2
	Felony	CF	8	▲	+14.3%	+1
	Motion - Protective Order	MP	2	↔	-	-
	Remand Support	RS	2	▲	-	+2
	Restricted License for Non-Support	SL	1	▲	-	+1
	Violation of Protective Order	PV	1	▼	-80.0%	-4
	Capias	CA	0	▼	-100.0%	-2
	Non-Family Abuse Protective Order	AP	0	▼	-100.0%	-1
	Total			165	▲	28.9%
Juvenile	Custody Visitation	CV	135	▲	+8.9%	+11
	Abuse and Neglect	AN	12	▲	+33.3%	+3
	Misdemeanor	DM	7	▼	-53.3%	-8
	Temporary Detention Order	TD	7	▲	+75.0%	+3
	Remand Custody	RC	5	▲	+150.0%	+3
	Traffic	T	4	▲	-	+4
	Emergency Custody Order	EC	3	▲	-	+3
	Felony	DF	3	▼	-25.0%	-1
	Foster Care Review	FC	3	▼	-62.5%	-5
	Initial Foster Care	IF	3	▲	+50.0%	+1
	Paternity	PT	3	▼	-40.0%	-2
	Truancy	TR	3	▲	+50.0%	+1
	Civil Violation	CI	2	▼	-84.6%	-11
	Permanency Planning	PH	2	▲	+100.0%	+1
	Relief of Custody	CR	2	▲	+100.0%	+1
	Terminate Parental Rights	TP	2	▼	-33.3%	-1
	Entrustment	ET	1	▲	-	+1
	Motion - Protective Order	MP	1	▼	-87.5%	-7
	Remand Visitation	RV	1	▼	-50.0%	-1
	Voluntary Continuing Services and Support Agreem	VA	1	▲	-	+1
	Child In Need of Services	CS	0	▼	-100.0%	-2
Status	ST	0	▼	-100.0%	-1	
Total			200	▼	-2.9%	-6
GRAND TOTAL			365	▲	9.3%	+31

Filings by Major Case Category**

Category	Summary	Change	% Change	Absolute Change
Adult Criminal	72	▲	+38.5%	+20
Child Dependency	26	▲	+8.3%	+2
Child in Need of Services/Supervision	3	▼	-25.0%	-1
Custody and Visitation	138	▼	+7.0%	+9
Delinquency	10	▼	-47.4%	-9
Juvenile Miscellaneous	0	▼	-100.0%	-1
New to Workload Study	2	▼	-84.6%	-11
Other	58	▲	+56.8%	+21

* Compared to same time period as previous year
 5/15/2024 1:07:18PM

** Case Type Categories are defined in the 2017 Virginia Judicial Workload Assessment
 Source: SCV-SQL-Information

CPSS - JCMS CASELOAD STATISTICS OF THE JUVENILE & DOMESTIC RELATIONS DISTRICT COURTS
 January 2024 thru April 2024 Filings (Compared to January 2023 thru April 2023)

Protective Orders	16	▼	-27.3%	-6
Support	36	▲	+9.1%	+3
Traffic	4	▲	-	+4
GRAND TOTAL	365	▲	9.3%	+31

2024 Overall GRAND TOTAL		Distribution of Caseload		Change*		Percentage (%) of Caseload			
812 +20 2.5% 		Adult	385	47%	16.0% ▲	+53	Adult	41.9%	47.4%
		Juvenile	427	53%	-7.2% ▼	-33	Juvenile	58.1%	52.6%
		GRAND TOTAL	812	100%	2.5% ▲	+20	GRAND TOTAL	100%	100%

Filings by Division & Code

Division	Case Type Description	Code	Summary	Change	% Change	Absolute Change	
Adult	Other	OT	85	▲	+34.9%	+22	
	Misdemeanor	CM	81	▲	+5.2%	+4	
	Civil Support	VS	79	▲	+58.0%	+29	
	Show Cause	SC	56	▼	-21.1%	-15	
	Felony	CF	35	▲	+25.0%	+7	
	Family Abuse - Protective Order	FP	29	▲	+31.8%	+7	
	Capias	CA	8	▼	-11.1%	-1	
	Violation of Protective Order	PV	5	↔		-	
	Remand Support	RS	3	▲	-	+3	
	Motion - Protective Order	MP	2	▼	-66.7%	-4	
	Non-Family Abuse Protective Order	AP	2	▲	+100.0%	+1	
	Total		385	▲	16.0%	+53	
Juvenile	Custody Visitation	CV	239	▼	-20.1%	-60	
	Misdemeanor	DM	37	▲	+12.1%	+4	
	Felony	DF	23	▲	-	+23	
	Abuse and Neglect	AN	22	▲	+15.8%	+3	
	Foster Care Review	FC	20	▲	+66.7%	+8	
	Status	ST	20	▲	+17.6%	+3	
	Traffic	T	16	▼	-36.0%	-9	
	Permanency Planning	PH	9	▲	+350.0%	+7	
	Remand Custody	RC	7	▲	-	+7	
	Terminate Parental Rights	TP	7	▲	-	+7	
	Paternity	PT	5	▼	-16.7%	-1	
	Motion - Protective Order	MP	4	▲	-	+4	
	Truancy	TR	4	▼	-60.0%	-6	
	Initial Foster Care	IF	3	▼	-62.5%	-5	
	Temporary Detention Order	TD	3	↔		-	
	Child In Need of Services	CS	2	▼	-33.3%	-1	
	Emergency Custody Order	EC	1	▼	-66.7%	-2	
	Non-Family Abuse Protective Order	AP	1	↔		-	
	Relief of Custody	CR	1	▲	-	+1	
	Restoration of Parental Rights	RR	1	▲	-	+1	
	Show Cause	SC	1	▲	-50.0%	-1	
	Voluntary Continuing Services and Support Agreen	VA	1	▲	-	+1	
	Child at Risk	RI	0	▼	-100.0%	-8	
	Emancipation	EP	0	▼	-100.0%	-1	
	Entrustment	ET	0	▼	-100.0%	-2	
	Mental Commitment	MC	0	▼	-100.0%	-4	
	Other	OT	0	▼	-100.0%	-1	
	Qualified Residential Treatment	QR	0	▼	-100.0%	-1	
		Total		427	▼	-7.2%	-33
	GRAND TOTAL			812	▲	2.5%	+20

Filings by Major Case Category**

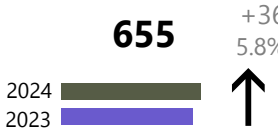
Category	Summary	Change	% Change	Absolute Change
Adult Criminal	166	▲	+7.1%	+11
Child Dependency	63	▲	+21.2%	+11
Child in Need of Services/Supervision	7	▲	-46.2%	-6
Custody and Visitation	244	▼	-20.0%	-61

* Compared to same time period as previous year
 5/15/2024 1:07:18PM

** Case Type Categories are defined in the 2017 Virginia Judicial Workload Assessment
 Source: SCV-SQL-Information

CPSS - JCMS CASELOAD STATISTICS OF THE JUVENILE & DOMESTIC RELATIONS DISTRICT COURTS
 January 2024 thru April 2024 Filings (Compared to January 2023 thru April 2023)

Delinquency	60	▲	+71.4%	+25
Juvenile Miscellaneous	20	▼	+11.1%	+2
Other	100	▲	+35.1%	+26
Protective Orders	38	▲	+26.7%	+8
Support	98	▲	+15.3%	+13
Traffic	16	▼	-36.0%	-9
GRAND TOTAL	812	▲	2.5%	+20

2024 Overall GRAND TOTAL		Distribution of Caseload		Change*		Percentage (%) of Caseload			
655 	+36 5.8%	Adult	326	50%	12.0% ▲	+35	Adult	47.0%	49.8%
		Juvenile	329	50%	0.3% ▲	+1	Juvenile	53.0%	50.2%
		GRAND TOTAL	655	100%	5.8% ▲	+36	GRAND TOTAL	100%	100%

Filings by Division & Code

Division	Case Type Description	Code	Summary	Change	% Change	Absolute Change
Adult	Misdemeanor	CM	123	▲	+35.2%	+32
	Other	OT	55	▼	-17.9%	-12
	Show Cause	SC	42	▲	+7.7%	+3
	Civil Support	VS	34	▼	-12.8%	-5
	Capias	CA	23	▲	+27.8%	+5
	Family Abuse - Protective Order	FP	18	▲	+12.5%	+2
	Felony	CF	14	↔		-
	Remand Support	RS	10	▲	+100.0%	+5
	Violation of Protective Order	PV	4	▲	+300.0%	+3
	Motion - Protective Order	MP	2	▲	+100.0%	+1
	Protective Order	PC	1	▲	-	+1
	Total		326	▲	12.0%	+35
Juvenile	Custody Visitation	CV	146	▼	-7.0%	-11
	Status	ST	35	▲	+34.6%	+9
	Misdemeanor	DM	21	▼	-12.5%	-3
	Remand Custody	RC	18	▲	+260.0%	+13
	Remand Visitation	RV	18	▲	+260.0%	+13
	Foster Care Review	FC	16	↔		-
	Permanency Planning	PH	16	▼	-15.8%	-3
	Traffic	T	12	▼	-20.0%	-3
	Felony	DF	11	▲	+120.0%	+6
	Initial Foster Care	IF	8	↔		-
	Paternity	PT	7	▼	-58.8%	-10
	Abuse and Neglect	AN	6	▼	-14.3%	-1
	Truancy	TR	5	▲	+66.7%	+2
	Voluntary Continuing Services and Support Agree	VA	4	▲	+33.3%	+1
	Civil Violation	CI	2	▲	+100.0%	+1
	Terminate Parental Rights	TP	2	▼	-66.7%	-4
	Capias	CA	1	▲	-	+1
	Entrustment	ET	1	▲	-	+1
	Child In Need of Services	CS	0	▼	-100.0%	-1
	Family Abuse - Protective Order	FP	0	▼	-100.0%	-5
	Non-Family Abuse Protective Order	AP	0	▼	-100.0%	-2
Other	OT	0	▼	-100.0%	-1	
Qualified Residential Treatment	QR	0	▼	-100.0%	-2	
	Total		329	▲	0.3%	+1
	GRAND TOTAL		655	▲	5.8%	+36

Filings by Major Case Category**

Category	Summary	Change	% Change	Absolute Change
Adult Criminal	187	▲	+16.9%	+27
Child Dependency	53	▲	-13.1%	-8
Child in Need of Services/Supervision	5	▼	+25.0%	+1
Custody and Visitation	153	▼	-12.1%	-21
Delinquency	33	▲	+13.8%	+4
Juvenile Miscellaneous	35	▲	+34.6%	+9
New to Workload Study	2	▲	+100.0%	+1
Other	101	▲	+21.7%	+18

* Compared to same time period as previous year
 5/15/2024 1:07:18PM

** Case Type Categories are defined in the 2017 Virginia Judicial Workload Assessment
 Source: SCV-SQL-Information

CPSS - JCMS CASELOAD STATISTICS OF THE JUVENILE & DOMESTIC RELATIONS DISTRICT COURTS
January 2024 thru April 2024 Filings (Compared to January 2023 thru April 2023)

Protective Orders	20	▼	-16.7%	-4
Support	54	▲	+28.6%	+12
Traffic	12	▼	-20.0%	-3
GRAND TOTAL	655	▲	5.8%	+36

2024 Overall GRAND TOTAL		Distribution of Caseload		Change*		Percentage (%) of Caseload			
1,152	+125 12.2%	Adult	606	53%	37.4% ▲	+165	Adult	42.9%	52.6%
2024		Juvenile	546	47%	-6.8% ▼	-40	Juvenile	57.1%	47.4%
2023		GRAND TOTAL	1,152	100%	12.2% ▲	+125	GRAND TOTAL	100%	100%

Filings by Division & Code

Division	Case Type Description	Code	Summary	Change	% Change	Absolute Change
Adult	Show Cause	SC	214	▲	+151.8%	+129
	Misdemeanor	CM	123	▲	+41.4%	+36
	Other	OT	90	▲	+13.9%	+11
	Civil Support	VS	78	▲	+32.2%	+19
	Capias	CA	43	▲	-15.7%	-8
	Felony	CF	27	▼	-15.6%	-5
	Family Abuse - Protective Order	FP	18	▼	-41.9%	-13
	Motion - Protective Order	MP	5	▲	+25.0%	+1
	Remand Support	RS	4	▼	-55.6%	-5
	Violation of Protective Order	PV	3	▼	-25.0%	-1
	Non-Family Abuse Protective Order	AP	1	▲	-	+1
	Total		606	▲	37.4%	+165
Juvenile	Custody Visitation	CV	253	▼	-27.5%	-96
	Misdemeanor	DM	89	▲	+196.7%	+59
	Status	ST	55	▲	-5.2%	-3
	Permanency Planning	PH	25	▲	+2,400.0%	+24
	Felony	DF	24	▲	+500.0%	+20
	Traffic	T	21	▲	+162.5%	+13
	Foster Care Review	FC	18	▼	-5.3%	-1
	Motion - Protective Order	MP	16	▼	-30.4%	-7
	Paternity	PT	14	↔	-	-
	Remand Custody	RC	6	▼	-53.8%	-7
	Remand Visitation	RV	6	▼	-53.8%	-7
	Temporary Detention Order	TD	4	▲	-	+4
	Truancy	TR	4	↔	-	-
	Abuse and Neglect	AN	3	▼	-89.7%	-26
	Show Cause	SC	3	▲	+50.0%	+1
	Emergency Custody Order	EC	2	▲	-	+2
	Child In Need of Services	CS	1	↔	-	-
	Non-Family Abuse Protective Order	AP	1	▲	-	+1
	Relief of Custody	CR	1	▼	-66.7%	-2
	Entrustment	ET	0	▼	-100.0%	-2
	Initial Foster Care	IF	0	▼	-100.0%	-11
	Mental Commitment	MC	0	▼	-100.0%	-1
	Qualified Residential Treatment	QR	0	▼	-100.0%	-1
	Total		546	▼	-6.8%	-40
GRAND TOTAL			1,152	▲	12.2%	+125

Filings by Major Case Category**

Category	Summary	Change	% Change	Absolute Change
Adult Criminal	371	▲	+59.9%	+139
Child Dependency	47	▲	-28.8%	-19
Child in Need of Services/Supervision	5	↔	-	0
Custody and Visitation	267	▼	-26.4%	-96
Delinquency	116	▲	+222.2%	+80
Juvenile Miscellaneous	55	▲	-5.2%	-3
Other	112	▲	-2.6%	-3
Protective Orders	41	▲	-29.3%	-17

* Compared to same time period as previous year
 5/15/2024 1:07:18PM

** Case Type Categories are defined in the 2017 Virginia Judicial Workload Assessment
 Source: SCV-SQL-Information

Support	117	▲	+36.0%	+31
Traffic	21	▲	+162.5%	+13
GRAND TOTAL	1,152	▲	12.2%	+125

2024 Overall GRAND TOTAL		Distribution of Caseload			Change*		Percentage (%) of Caseload		
1,118 -55 -4.7% 		Adult	596	53%	5.1% ▲	+29	Adult	48.3%	53.3%
		Juvenile	522	47%	-13.9% ▼	-84	Juvenile	51.7%	46.7%
		GRAND TOTAL	1,118	100%	-4.7% ▼	-55	GRAND TOTAL	100%	100%

Filings by Division & Code

Division	Case Type Description	Code	Summary	Change	% Change	Absolute Change
Adult	Misdemeanor	CM	162	▲	+12.5%	+18
	Felony	CF	97	▲	+16.9%	+14
	Other	OT	97	▼	-19.2%	-23
	Civil Support	VS	67	▲	+28.8%	+15
	Show Cause	SC	51	▼	-22.7%	-15
	Family Abuse - Protective Order	FP	42	▼	-2.3%	-1
	Capias	CA	36	▲	+2.9%	+1
	Violation of Protective Order	PV	22	▲	+175.0%	+14
	Motion - Protective Order	MP	10	▼	-9.1%	-1
	Remand Support	RS	5	▲	+66.7%	+2
	Bond Forfeiture	BF	3	▲	-	+3
	Protective Order	PC	2	▲	+100.0%	+1
	Criminal Support	CS	1	▲	-	+1
	Restricted License for Non-Support	SL	1	▲	-	+1
	Non-Family Abuse Protective Order	AP	0	▼	-100.0%	-1
	Total		596	▲	5.1%	+29
Juvenile	Custody Visitation	CV	277	▼	-17.1%	-57
	Permanency Planning	PH	41	▲	+46.4%	+13
	Foster Care Review	FC	27	▲	+35.0%	+7
	Status	ST	21	▲	+10.5%	+2
	Felony	DF	20	▼	-35.5%	-11
	Abuse and Neglect	AN	15	▼	-16.7%	-3
	Initial Foster Care	IF	15	▼	-6.3%	-1
	Traffic	T	14	▼	-39.1%	-9
	Misdemeanor	DM	13	▼	-55.2%	-16
	Remand Visitation	RV	13	▼	-27.8%	-5
	Terminate Parental Rights	TP	12	▼	-14.3%	-2
	Paternity	PT	11	▲	+22.2%	+2
	Remand Custody	RC	11	▼	-35.3%	-6
	Truancy	TR	9	▲	+125.0%	+5
	Motion - Protective Order	MP	5	▲	-	+5
	Temporary Detention Order	TD	4	▲	+33.3%	+1
	Voluntary Continuing Services and Support Agreem	VA	4	▲	+33.3%	+1
	Non-Family Abuse Protective Order	AP	3	▼	-40.0%	-2
	Civil Violation	CI	2	▲	-	+2
	Emergency Custody Order	EC	2	▲	-	+2
	Child In Need of Services	CS	1	▲	-	+1
	Other	OT	1	▼	-80.0%	-4
	Relief of Custody	CR	1	▼	-75.0%	-3
	Qualified Residential Treatment	QR	0	▼	-100.0%	-6
		Total		522	▼	-13.9%
	GRAND TOTAL		1,118	▼	-4.7%	-55

Filings by Major Case Category**

Category	Summary	Change	% Change	Absolute Change
Adult Criminal	362	▲	+9.7%	+32
Child Dependency	115	▼	+5.5%	+6
Child in Need of Services/Supervision	10	▲	+150.0%	+6
Custody and Visitation	288	▲	-16.0%	-55

* Compared to same time period as previous year
 5/15/2024 1:07:18PM

** Case Type Categories are defined in the 2017 Virginia Judicial Workload Assessment
 Source: SCV-SQL-Information

Delinquency	33	▼	-45.0%	-27
Juvenile Miscellaneous	21	▲	+10.5%	+2
New to Workload Study	2	▲	-	+2
Other	133	▲	-19.9%	-33
Protective Orders	60	▲		0
Support	80	▲	+35.6%	+21
Traffic	14	▼	-39.1%	-9
GRAND TOTAL	1,118	▼	-4.7%	-55

2024 Overall GRAND TOTAL		Distribution of Caseload		Change*		Percentage (%) of Caseload			
592 -59 -9.1% 		Adult	278	47%	-10.3% ▼	-32	Adult	47.6%	47.0%
		Juvenile	314	53%	-7.9% ▼	-27	Juvenile	52.4%	53.0%
		GRAND TOTAL	592	100%	-9.1% ▼	-59	GRAND TOTAL	100%	100%

Filings by Division & Code

Division	Case Type Description	Code	Summary	Change	% Change	Absolute Change
Adult	Other	OT	94	▲	+2.2%	+2
	Show Cause	SC	80	▲	+70.2%	+33
	Civil Support	VS	29	▼	-3.3%	-1
	Capias	CA	25	↔		-
	Misdemeanor	CM	24	▼	-57.1%	-32
	Family Abuse - Protective Order	FP	12	▼	-40.0%	-8
	Felony	CF	9	▼	-65.4%	-17
	Motion - Protective Order	MP	2	▲	+100.0%	+1
	Non-Family Abuse Protective Order	AP	1	▼	-75.0%	-3
	Remand Support	RS	1	▼	-80.0%	-4
	Restricted License for Non-Support	SL	1	↔		-
	Bond Forfeiture	BF	0	▼	-100.0%	-2
	Violation of Protective Order	PV	0	▼	-100.0%	-1
		Total		278	▼	-10.3%
Juvenile	Custody Visitation	CV	145	▼	-22.9%	-43
	Permanency Planning	PH	29	▲	+26.1%	+6
	Truancy	TR	23	▼	-30.3%	-10
	Terminate Parental Rights	TP	21	▲	+320.0%	+16
	Child at Risk	RI	19	▲	+533.3%	+16
	Abuse and Neglect	AN	12	▲	+20.0%	+2
	Initial Foster Care	IF	11	▼	-15.4%	-2
	Entrustment	ET	10	▲	-	+10
	Misdemeanor	DM	9	▲	+800.0%	+8
	Traffic	T	8	↔		-
	Foster Care Review	FC	7	▼	-72.0%	-18
	Child In Need of Services	CS	4	▲	+100.0%	+2
	Civil Violation	CI	2	▲	-	+2
	Felony	DF	2	↔		-
	Paternity	PT	2	↔		-
	Relief of Custody	CR	2	▲	+100.0%	+1
	Status	ST	2	▼	-66.7%	-4
	Voluntary Continuing Services and Support Agree	VA	2	▲	-	+2
	Capias	CA	1	▲	-	+1
	Emancipation	EP	1	▲	-	+1
	Remand Custody	RC	1	▼	-83.3%	-5
	Remand Visitation	RV	1	▼	-87.5%	-7
	Non-Family Abuse Protective Order	AP	0	▼	-100.0%	-5
		Total		314	▼	-7.9%
GRAND TOTAL			592	▼	-9.1%	-59

Filings by Major Case Category**

Category	Summary	Change	% Change	Absolute Change
Adult Criminal	126	▼	-10.0%	-14
Child Dependency	113	▲	+41.3%	+33
Child in Need of Services/Supervision	27	▲	-22.9%	-8
Custody and Visitation	147	▼	-22.6%	-43
Delinquency	12	▲	+300.0%	+9
Juvenile Miscellaneous	3	▲	-50.0%	-3

CPSS - JCMS CASELOAD STATISTICS OF THE JUVENILE & DOMESTIC RELATIONS DISTRICT COURTS
 January 2024 thru April 2024 Filings (Compared to January 2023 thru April 2023)

Buchanan

District: 29 FIPS: 027

New to Workload Study	2	▲	-	+2
Other	97	▼	-12.6%	-14
Protective Orders	15	▼	-50.0%	-15
Support	42	▼	-12.5%	-6
Traffic	8	↔		0
GRAND TOTAL	592	▼	-9.1%	-59

2024 Overall GRAND TOTAL		Distribution of Caseload		Change*		Percentage (%) of Caseload			
348	-51 -12.8%	Adult	136	39%	-21.8% ▼	-38	Adult	43.6%	39.1%
2024		Juvenile	212	61%	-5.8% ▼	-13	Juvenile	56.4%	60.9%
2023		GRAND TOTAL	348	100%	-12.8% ▼	-51	GRAND TOTAL	100%	100%

Filings by Division & Code

Division	Case Type Description	Code	Summary	Change	% Change	Absolute Change
Adult	Civil Support	VS	28	▼	-45.1%	-23
	Other	OT	28	▲	+21.7%	+5
	Misdemeanor	CM	25	▼	-28.6%	-10
	Show Cause	SC	22	▼	-12.0%	-3
	Capias	CA	17	▲	+183.3%	+11
	Family Abuse - Protective Order	FP	11	▼	-52.2%	-12
	Felony	CF	2	▼	-77.8%	-7
	Motion - Protective Order	MP	2	▲	+100.0%	+1
	Remand Support	RS	1	↔		-
		Total		136	▼	-21.8%
Juvenile	Custody Visitation	CV	143	▼	-2.1%	-3
	Misdemeanor	DM	20	▲	+233.3%	+14
	Permanency Planning	PH	10	▼	-41.2%	-7
	Truancy	TR	7	▲	+133.3%	+4
	Felony	DF	5	▲	+66.7%	+2
	Status	ST	5	▲	+25.0%	+1
	Entrustment	ET	4	▼	-33.3%	-2
	Abuse and Neglect	AN	2	▼	-50.0%	-2
	Child at Risk	RI	2	▲	-	+2
	Foster Care Review	FC	2	▼	-50.0%	-2
	Initial Foster Care	IF	2	▼	-50.0%	-2
	Paternity	PT	2	▲	+100.0%	+1
	Terminate Parental Rights	TP	2	▼	-50.0%	-2
	Voluntary Continuing Services and Support Agreem	VA	2	▲	-	+2
	Child In Need of Services	CS	1	▼	-83.3%	-5
	Motion - Protective Order	MP	1	↔		-
	Other	OT	1	▲		-
	Show Cause	SC	1	▲		-
	Emergency Custody Order	EC	0	▼	-100.0%	-1
	Mental Commitment	MC	0	▼	-100.0%	-1
	Qualified Residential Treatment	QR	0	▼	-100.0%	-1
	Remand Custody	RC	0	▼	-100.0%	-1
	Temporary Detention Order	TD	0	▼	-100.0%	-1
	Traffic	T	0	▼	-100.0%	-9
		Total		212	▼	-5.8%
GRAND TOTAL			348	▼	-12.8%	-51

Filings by Major Case Category**

Category	Summary	Change	% Change	Absolute Change
Adult Criminal	59	▲	-9.2%	-6
Child Dependency	26	▲	-35.0%	-14
Child in Need of Services/Supervision	8	▼	-20.0%	-2
Custody and Visitation	145	▲	-1.4%	-2
Delinquency	26	▲	+188.9%	+17
Juvenile Miscellaneous	5	▲		0
Other	30	▲	+7.1%	+2
Protective Orders	14	▲	-44.0%	-11
Support	35	▼	-42.6%	-26

CPSS - JCMS CASELOAD STATISTICS OF THE JUVENILE & DOMESTIC RELATIONS DISTRICT COURTS
January 2024 thru April 2024 Filings (Compared to January 2023 thru April 2023)

Dickenson

District: 29 FIPS: 051

Traffic	0	▼	-100.0%	-9
GRAND TOTAL	348	▼	-12.8%	-51

2024 Overall GRAND TOTAL		Distribution of Caseload		Change*		Percentage (%) of Caseload			
864 -78 -8.3% 		Adult	450	52%	-28.2% ▼	-177	Adult	66.6%	52.1%
		Juvenile	414	48%	31.4% ▲	+99	Juvenile	33.4%	47.9%
		GRAND TOTAL	864	100%	-8.3% ▼	-78	GRAND TOTAL	100%	100%

Filings by Division & Code

Division	Case Type Description	Code	Summary	Change	% Change	Absolute Change	
Adult	Show Cause	SC	134	▼	-61.7%	-216	
	Misdemeanor	CM	99	▲	+50.0%	+33	
	Other	OT	75	▲	+8.7%	+6	
	Civil Support	VS	36	▼	-28.0%	-14	
	Felony	CF	30	▲	+114.3%	+16	
	Family Abuse - Protective Order	FP	24	▼	-33.3%	-12	
	Capias	CA	23	▲	+4.5%	+1	
	Remand Support	RS	9	▲	+50.0%	+3	
	Motion - Protective Order	MP	8	▲	+33.3%	+2	
	Bond Forfeiture	BF	6	↔		-	
	Violation of Protective Order	PV	5	▲	+400.0%	+4	
	Non-Family Abuse Protective Order	AP	1	↔		-	
		Total		450	▼	-28.2%	-177
Juvenile	Custody Visitation	CV	174	▲	+5.5%	+9	
	Misdemeanor	DM	49	▲	+444.4%	+40	
	Permanency Planning	PH	31	▲	+10.7%	+3	
	Terminate Parental Rights	TP	26	▲	-	+26	
	Entrustment	ET	19	▲	+375.0%	+15	
	Foster Care Review	FC	17	▲	+13.3%	+2	
	Abuse and Neglect	AN	15	▲	+50.0%	+5	
	Traffic	T	15	▲	+275.0%	+11	
	Remand Custody	RC	11	▲	+37.5%	+3	
	Remand Visitation	RV	11	▲	+37.5%	+3	
	Motion - Protective Order	MP	8	▲	+14.3%	+1	
	Truancy	TR	8	▼	-60.0%	-12	
	Initial Foster Care	IF	6	▼	-25.0%	-2	
	Relief of Custody	CR	6	▲	+500.0%	+5	
	Felony	DF	4	▲	+33.3%	+1	
	Child In Need of Services	CS	3	▲	+50.0%	+1	
	Emergency Custody Order	EC	2	▲	-	+2	
	Other	OT	2	↔		-	
	Paternity	PT	2	▼	-60.0%	-3	
	Temporary Detention Order	TD	2	↔		-	
	Mental Commitment	MC	1	▲	-	+1	
	Non-Family Abuse Protective Order	AP	1	▼	-66.7%	-2	
	Show Cause	SC	1	▲	-50.0%	-1	
	Capias	CA	0	▼	-100.0%	-1	
	Child at Risk	RI	0	▼	-100.0%	-1	
	Qualified Residential Treatment	QR	0	▼	-100.0%	-1	
	Status	ST	0	▼	-100.0%	-4	
	Voluntary Continuing Services and Support Agreem	VA	0	▼	-100.0%	-2	
		Total		414	▲	31.4%	+99
	GRAND TOTAL			864	▼	-8.3%	-78

Filings by Major Case Category**

Category	Summary	Change	% Change	Absolute Change
Adult Criminal	259	▲	-39.2%	-167
Child Dependency	120	▲	+71.4%	+50
Child in Need of Services/Supervision	11	▼	-54.2%	-13

CPSS - JCMS CASELOAD STATISTICS OF THE JUVENILE & DOMESTIC RELATIONS DISTRICT COURTS
 January 2024 thru April 2024 Filings (Compared to January 2023 thru April 2023)

Custody and Visitation	176	▼	+3.5%	+6
Delinquency	54	▲	+315.4%	+41
Juvenile Miscellaneous	0	▼	-100.0%	-4
Other	113	▲	+18.9%	+18
Protective Orders	42	▼	-20.8%	-11
Support	74	▼	-10.8%	-9
Traffic	15	▲	+275.0%	+11
GRAND TOTAL	864	▼	-8.3%	-78

2024 Overall GRAND TOTAL		Distribution of Caseload		Change*		Percentage (%) of Caseload		
982	-141 -12.6%	Adult	491 50%	-3.5% ▼	-18	Adult	45.3%	50.0%
2024		Juvenile	491 50%	-20.0% ▼	-123	Juvenile	54.7%	50.0%
2023		GRAND TOTAL	982 100%	-12.6% ▼	-141	GRAND TOTAL	100%	100%

Filings by Division & Code

Division	Case Type Description	Code	Summary	Change	% Change	Absolute Change
Adult	Other	OT	126	▲	+9.6%	+11
	Misdemeanor	CM	101	▼	-9.8%	-11
	Show Cause	SC	83	▼	-9.8%	-9
	Civil Support	VS	67	▼	-6.9%	-5
	Family Abuse - Protective Order	FP	39	▲	+8.3%	+3
	Felony	CF	32	▲	+3.2%	+1
	Capias	CA	29	▼	-31.0%	-13
	Motion - Protective Order	MP	5	▲	+25.0%	+1
	Non-Family Abuse Protective Order	AP	5	▲	+400.0%	+4
	Remand Support	RS	3	▼	-25.0%	-1
	Restricted License for Non-Support	SL	1	▲	-	+1
	Total		491	▼	-3.5%	-18
Juvenile	Custody Visitation	CV	299	▼	-13.3%	-46
	Motion - Protective Order	MP	27	▼	-15.6%	-5
	Misdemeanor	DM	20	▼	-25.9%	-7
	Remand Custody	RC	19	▼	-5.0%	-1
	Abuse and Neglect	AN	18	▼	-60.9%	-28
	Foster Care Review	FC	14	▲	+55.6%	+5
	Permanency Planning	PH	14	▼	-58.8%	-20
	Status	ST	14	▲	+366.7%	+11
	Traffic	T	14	▼	-30.0%	-6
	Initial Foster Care	IF	11	▲	+10.0%	+1
	Truancy	TR	10	▲	+11.1%	+1
	Paternity	PT	5	▲	+25.0%	+1
	Child In Need of Services	CS	4	▲	+300.0%	+3
	Show Cause	SC	4	▲	+33.3%	+1
	Felony	DF	3	▲	+50.0%	+1
	Relief of Custody	CR	3	▲	+200.0%	+2
	Temporary Detention Order	TD	3	▼	-57.1%	-4
	Terminate Parental Rights	TP	3	▼	-75.0%	-9
	Child at Risk	RI	2	▲	-	+2
	Other	OT	2	▼	-50.0%	-2
	Emergency Custody Order	EC	1	▼	-75.0%	-3
	Non-Family Abuse Protective Order	AP	1	▼	-85.7%	-6
	Entrustment	ET	0	▼	-100.0%	-7
	Mental Commitment	MC	0	▼	-100.0%	-2
	Protective Order	PC	0	▼	-100.0%	-1
	Qualified Residential Treatment	QR	0	▼	-100.0%	-1
	Voluntary Continuing Services and Support Agreem	VA	0	▼	-100.0%	-3
		Total		491	▼	-20.0%
GRAND TOTAL			982	▼	-12.6%	-141

Filings by Major Case Category**

Category	Summary	Change	% Change	Absolute Change
Adult Criminal	214	▼	-14.7%	-37
Child Dependency	65	▲	-47.2%	-58
Child in Need of Services/Supervision	14	▲	+40.0%	+4
Custody and Visitation	304	▲	-12.9%	-45
Delinquency	27	▼	-18.2%	-6

* Compared to same time period as previous year
 5/15/2024 1:07:18PM

** Case Type Categories are defined in the 2017 Virginia Judicial Workload Assessment
 Source: SCV-SQL-Information

CPSS - JCMS CASELOAD STATISTICS OF THE JUVENILE & DOMESTIC RELATIONS DISTRICT COURTS
 January 2024 thru April 2024 Filings (Compared to January 2023 thru April 2023)

Juvenile Miscellaneous	14	▲	+366.7%	+11
Other	154	▼	-1.3%	-2
Protective Orders	77	▲	-3.8%	-3
Support	99	▲	+1.0%	+1
Traffic	14	▼	-30.0%	-6
GRAND TOTAL	982	▼	-12.6%	-141

2024 Overall GRAND TOTAL		Distribution of Caseload		Change*		Percentage (%) of Caseload			
539 -76 -12.4% 		Adult	232	43%	-16.5% ▼	-46	Adult	45.2%	43.0%
		Juvenile	307	57%	-8.9% ▼	-30	Juvenile	54.8%	57.0%
		GRAND TOTAL	539	100%	-12.4% ▼	-76	GRAND TOTAL	100%	100%

Filings by Division & Code

Division	Case Type Description	Code	Summary	Change	% Change	Absolute Change
Adult	Other	OT	64	▲		-
	Show Cause	SC	46	▼	-28.1%	-18
	Misdemeanor	CM	42	▼	-16.0%	-8
	Capias	CA	24	▲	+71.4%	+10
	Civil Support	VS	24	▼	-29.4%	-10
	Family Abuse - Protective Order	FP	17	▼	-43.3%	-13
	Felony	CF	5	↔		-
	Remand Support	RS	5	▼	-37.5%	-3
	Motion - Protective Order	MP	2	▼	-50.0%	-2
	Non-Family Abuse Protective Order	AP	2	↔		-
	Restricted License for Non-Support	SL	1	↔		-
	Bond Forfeiture	BF	0	▼	-100.0%	-1
	Protective Order	PC	0	▼	-100.0%	-1
	Total		232	▼	-16.5%	-46
Juvenile	Custody Visitation	CV	108	▼	-34.1%	-56
	Abuse and Neglect	AN	34	▲	+41.7%	+10
	Traffic	T	29	▲	+93.3%	+14
	Foster Care Review	FC	26	▲	+85.7%	+12
	Permanency Planning	PH	24	▼	-17.2%	-5
	Misdemeanor	DM	19	▲	+137.5%	+11
	Initial Foster Care	IF	13	▲	+44.4%	+4
	Terminate Parental Rights	TP	13	▼	-45.8%	-11
	Truancy	TR	12	▼	-7.7%	-1
	Remand Custody	RC	7	▼	-30.0%	-3
	Entrustment	ET	4	▲		+4
	Non-Family Abuse Protective Order	AP	4	▲	+100.0%	+2
	Paternity	PT	4	▲	+300.0%	+3
	Relief of Custody	CR	3	▲		+3
	Show Cause	SC	2	▼	-50.0%	-2
	Child In Need of Services	CS	1	↔		-
	Felony	DF	1	▼	-66.7%	-2
	Other	OT	1	↔		-
	Status	ST	1	▼	-80.0%	-4
	Voluntary Continuing Services and Support Agreen	VA	1	▲		+1
	Qualified Residential Treatment	QR	0	▼	-100.0%	-2
Remand Visitation	RV	0	▼	-100.0%	-7	
Temporary Detention Order	TD	0	▼	-100.0%	-1	
	Total		307	▼	-8.9%	-30
GRAND TOTAL			539	▼	-12.4%	-76

Filings by Major Case Category**

Category	Summary	Change	% Change	Absolute Change
Adult Criminal	91	▼	-16.5%	-18
Child Dependency	118	▲	+15.7%	+16
Child in Need of Services/Supervision	13	▼	-7.1%	-1
Custody and Visitation	112	▲	-32.1%	-53
Delinquency	22	▲	+46.7%	+7
Juvenile Miscellaneous	1	▼	-80.0%	-4

* Compared to same time period as previous year
 5/15/2024 1:07:18PM

** Case Type Categories are defined in the 2017 Virginia Judicial Workload Assessment
 Source: SCV-SQL-Information

CPSS - JCMS CASELOAD STATISTICS OF THE JUVENILE & DOMESTIC RELATIONS DISTRICT COURTS
 January 2024 thru April 2024 Filings (Compared to January 2023 thru April 2023)

Other	77	▼	-15.4%	-14
Protective Orders	25	▲	-34.2%	-13
Support	51	▼	-16.4%	-10
Traffic	29	▲	+93.3%	+14
GRAND TOTAL	539	▼	-12.4%	-76

2024 Overall GRAND TOTAL		Distribution of Caseload		Change*		Percentage (%) of Caseload			
497 	-22	Adult	184	37%	-16.4% ▼	-36	Adult	42.4%	37.0%
	-4.2%	Juvenile	313	63%	4.7% ▲	+14	Juvenile	57.6%	63.0%
GRAND TOTAL		GRAND TOTAL	497	100%	-4.2% ▼	-22	GRAND TOTAL	100%	100%

Filings by Division & Code

Division	Case Type Description	Code	Summary	Change	% Change	Absolute Change
Adult	Other	OT	47	▲	+38.2%	+13
	Misdemeanor	CM	41	▼	-48.8%	-39
	Civil Support	VS	28	▲	+154.5%	+17
	Felony	CF	20	▲	+5.3%	+1
	Show Cause	SC	17	▼	-39.3%	-11
	Capias	CA	12	▼	-42.9%	-9
	Family Abuse - Protective Order	FP	10	▼	-37.5%	-6
	Motion - Protective Order	MP	4	▼	-20.0%	-1
	Remand Support	RS	4	↔		-
	Non-Family Abuse Protective Order	AP	1	▼	-50.0%	-1
Total			184	▼	-16.4%	-36
Juvenile	Misdemeanor	DM	109	▲	+319.2%	+83
	Custody Visitation	CV	95	▼	-22.1%	-27
	Traffic	T	27	▼	-34.1%	-14
	Foster Care Review	FC	13	▲	+62.5%	+5
	Terminate Parental Rights	TP	10	▲	+66.7%	+4
	Truancy	TR	10	▼	-23.1%	-3
	Permanency Planning	PH	9	▼	-40.0%	-6
	Abuse and Neglect	AN	6	▼	-53.8%	-7
	Remand Custody	RC	6	▼	-14.3%	-1
	Remand Visitation	RV	6	▼	-14.3%	-1
	Child In Need of Services	CS	5	▼	-37.5%	-3
	Initial Foster Care	IF	5	▼	-37.5%	-3
	Felony	DF	3	▼	-72.7%	-8
	Capias	CA	2	▲	+100.0%	+1
	Non-Family Abuse Protective Order	AP	2	▲	+100.0%	+1
	Paternity	PT	2	↔		-
	Civil Violation	CI	1	↔		-
	Show Cause	SC	1	▲	-	+1
	Voluntary Continuing Services and Support Agreem	VA	1	↔		-
	Emergency Custody Order	EC	0	▼	-100.0%	-1
	Relief of Custody	CR	0	▼	-100.0%	-1
	Status	ST	0	▼	-100.0%	-5
	Temporary Detention Order	TD	0	▼	-100.0%	-1
Total			313	▲	4.7%	+14
GRAND TOTAL			497	▼	-4.2%	-22

Filings by Major Case Category**

Category	Summary	Change	% Change	Absolute Change
Adult Criminal	83	▼	-38.1%	-51
Child Dependency	44	▼	-15.4%	-8
Child in Need of Services/Supervision	15	▼	-28.6%	-6
Custody and Visitation	98	▲	-21.0%	-26
Delinquency	114	▲	+200.0%	+76
Juvenile Miscellaneous	0	▼	-100.0%	-5
New to Workload Study	1	↔		0
Other	63	▼	+16.7%	+9
Protective Orders	17	▼	-29.2%	-7

* Compared to same time period as previous year
 5/15/2024 1:07:18PM




** Case Type Categories are defined in the 2017 Virginia Judicial Workload Assessment
 Source: SCV-SQL-Information

CPSS - JCMS CASELOAD STATISTICS OF THE JUVENILE & DOMESTIC RELATIONS DISTRICT COURTS
January 2024 thru April 2024 Filings (Compared to January 2023 thru April 2023)

Scott

District: 30 FIPS: 169

Support	35	▲	+40.0%	+10
Traffic	27	▼	-34.1%	-14
GRAND TOTAL	497	▼	-4.2%	-22

2024 Overall GRAND TOTAL		Distribution of Caseload			Change*		Percentage (%) of Caseload		
1,258	-52 -4.0%	Adult	612	49%	-1.0% ▼	-6	Adult	47.2%	48.6%
2024 		Juvenile	646	51%	-6.6% ▼	-46	Juvenile	52.8%	51.4%
2023 		GRAND TOTAL	1,258	100%	-4.0% ▼	-52	GRAND TOTAL	100%	100%

Filings by Division & Code

Division	Case Type Description	Code	Summary	Change	% Change	Absolute Change
Adult	Other	OT	144	▲	+6.7%	+9
	Misdemeanor	CM	132	▼	-26.7%	-48
	Family Abuse - Protective Order	FP	81	▲	+84.1%	+37
	Felony	CF	80	▲	+105.1%	+41
	Civil Support	VS	70	▼	-18.6%	-16
	Show Cause	SC	61	▼	-16.4%	-12
	Capias	CA	25	▲	-30.6%	-11
	Motion - Protective Order	MP	10	▼	-9.1%	-1
	Non-Family Abuse Protective Order	AP	8	▼	-33.3%	-4
	Restricted License for Non-Support	SL	1	▲	-	+1
Remand Support	RS	0	▼	-100.0%	-2	
	Total		612	▼	-1.0%	-6
Juvenile	Custody Visitation	CV	397	▼	-7.0%	-30
	Misdemeanor	DM	45	▼	-28.6%	-18
	Terminate Parental Rights	TP	30	▲	+57.9%	+11
	Truancy	TR	29	▲	+38.1%	+8
	Permanency Planning	PH	26	▲	+8.3%	+2
	Foster Care Review	FC	24	▲	+14.3%	+3
	Abuse and Neglect	AN	19	▼	-26.9%	-7
	Felony	DF	16	▲	+100.0%	+8
	Initial Foster Care	IF	11	↔	-	-
	Traffic	T	11	▼	-8.3%	-1
	Child at Risk	RI	8	▼	-38.5%	-5
	Non-Family Abuse Protective Order	AP	8	▲	+33.3%	+2
	Status	ST	7	▼	-68.2%	-15
	Child In Need of Services	CS	5	▲	+66.7%	+2
	Relief of Custody	CR	4	▲	+100.0%	+2
	Show Cause	SC	3	▲	+200.0%	+2
	Capias	CA	2	▲	-	+2
	Remand Visitation	RV	1	▲	-	+1
	Emancipation	EP	0	▼	-100.0%	-1
	Entrustment	ET	0	▼	-100.0%	-9
Voluntary Continuing Services and Support Agreem	VA	0	▼	-100.0%	-3	
	Total		646	▼	-6.6%	-46
GRAND TOTAL			1,258	▼	-4.0%	-52

Filings by Major Case Category**

Category	Summary	Change	% Change	Absolute Change
Adult Criminal	274	▲	-11.6%	-36
Child Dependency	122	▼	-4.7%	-6
Child in Need of Services/Supervision	34	▲	+41.7%	+10
Custody and Visitation	397	▼	-7.0%	-30
Delinquency	66	▲	-8.3%	-6
Juvenile Miscellaneous	7	▼	-69.6%	-16
Other	145	▲	+5.8%	+8
Protective Orders	107	▲	+46.6%	+34
Support	95	▲	-8.7%	-9
Traffic	11	▼	-8.3%	-1

* Compared to same time period as previous year
 5/15/2024 1:07:18PM

** Case Type Categories are defined in the 2017 Virginia Judicial Workload Assessment
 Source: SCV-SQL-Information

GRAND TOTAL

1,258



-4.0%

-52

2024 Overall GRAND TOTAL		Distribution of Caseload		Change*		Percentage (%) of Caseload			
	6,397	Adult	3,334	52%	6.4% ▲	+200	Adult	52.2%	52.1%
	+393 6.5%	Juvenile	3,063	48%	6.7% ▲	+193	Juvenile	47.8%	47.9%
		GRAND TOTAL	6,397	100%	6.5% ▲	+393	GRAND TOTAL	100%	100%

Filings by Division & Code

Division	Case Type Description	Code	Summary	Change	% Change	Absolute Change
Adult	Misdemeanor	CM	916	▲	+13.5%	+109
	Other	OT	623	▼	+2.8%	+17
	Civil Support	VS	570	▲	+7.5%	+40
	Show Cause	SC	426	▲	-3.2%	-14
	Felony	CF	254	▼	-0.8%	-2
	Capias	CA	234	▼	+10.4%	+22
	Family Abuse - Protective Order	FP	222	▲	+7.8%	+16
	Non-Family Abuse Protective Order	AP	28	▲	+180.0%	+18
	Remand Support	RS	23	▲	+21.1%	+4
	Motion - Protective Order	MP	18	▼	-33.3%	-9
	Protective Order	PC	11	▲	+1,000.0%	+10
	Violation of Protective Order	PV	7	▼	-50.0%	-7
	Restricted License for Non-Support	SL	2	▲	+100.0%	+1
	Bond Forfeiture	BF	0	▼	-100.0%	-2
	Criminal Support	CS	0	▼	-100.0%	-2
Violation Family Abuse Protective Order	PS	0	▼	-100.0%	-1	
Total			3,334	▲	6.4%	+200
Juvenile	Custody Visitation	CV	1,486	▼	-3.2%	-49
	Misdemeanor	DM	576	▲	+16.8%	+83
	Traffic	T	334	▲	+22.3%	+61
	Felony	DF	157	▼	-4.8%	-8
	Truancy	TR	63	▲	+3.3%	+2
	Status	ST	60	▲	+66.7%	+24
	Motion - Protective Order	MP	56	▲	+12.0%	+6
	Non-Family Abuse Protective Order	AP	52	▲	+477.8%	+43
	Abuse and Neglect	AN	43	▲	+16.2%	+6
	Permanency Planning	PH	36	▲	+5.9%	+2
	Remand Custody	RC	35	▲	+75.0%	+15
	Remand Visitation	RV	34	▲	+70.0%	+14
	Paternity	PT	25	▼	-7.4%	-2
	Foster Care Review	FC	24	▲	+4.3%	+1
	Terminate Parental Rights	TP	24	▼	-7.7%	-2
	Child In Need of Services	CS	17	▼	-34.6%	-9
	Initial Foster Care	IF	14	▲	+7.7%	+1
	Voluntary Continuing Services and Support Agreem	VA	5	▲	+66.7%	+2
	Family Abuse - Protective Order	FP	4	▲	+100.0%	+2
	Show Cause	SC	4	▲	-	+4
	Mental Commitment	MC	3	▼	-40.0%	-2
	Other	OT	3	▲	+50.0%	+1
	Temporary Detention Order	TD	3	▼	-40.0%	-2
	Violation Family Abuse Protective Order	PS	2	▲	-	+2
	Child at Risk	RI	1	▲	-	+1
	Emancipation	EP	1	▲	-	+1
	Juvenile Support	JS	1	▲	-	+1
	Capias	CA	0	▼	-100.0%	-2
	Civil Violation	CI	0	▼	-100.0%	-1
	Qualified Residential Treatment	QR	0	▼	-100.0%	-2
Total			3,063	▲	6.7%	+193
GRAND TOTAL			6,397	▲	6.5%	+393

* Compared to same time period as previous year
 5/15/2024 1:07:18PM

** Case Type Categories are defined in the 2017 Virginia Judicial Workload Assessment
 Source: SCV-SQL-Information

Filings by Major Case Category**

Category	Summary	Change	% Change	Absolute Change
Adult Criminal	1,717	▲	+6.8%	+110
Child Dependency	147	▲	+6.5%	+9
Child in Need of Services/Supervision	84	▲	-3.4%	-3
Custody and Visitation	1,511	▼	-3.3%	-51
Delinquency	735	▲	+11.4%	+75
Juvenile Miscellaneous	61	▲	+69.4%	+25
New to Workload Study	0	▼	-100.0%	-1
Other	724	▲	+6.9%	+47
Protective Orders	380	▲	+25.0%	+76
Support	704	▲	+6.8%	+45
Traffic	334	▲	+22.3%	+61
GRAND TOTAL	6,397	▲	6.5%	+393

* Compared to same time period as previous year
 5/15/2024 1:07:18PM

** Case Type Categories are defined in the 2017 Virginia Judicial Workload Assessment
 Source: SCV-SQL-Information

2024 Overall GRAND TOTAL		Distribution of Caseload		Change*		Percentage (%) of Caseload			
529 	+9	Adult	244	46%	-10.6% ▼	-29	Adult	52.5%	46.1%
	1.7%	Juvenile	285	54%	15.4% ▲	+38	Juvenile	47.5%	53.9%
GRAND TOTAL		529	100%	1.7% ▲	+9	GRAND TOTAL		100%	100%

Filings by Division & Code

Division	Case Type Description	Code	Summary	Change	% Change	Absolute Change	
Adult	Misdemeanor	CM	77	▲	+4.1%	+3	
	Show Cause	SC	50	▲	+11.1%	+5	
	Other	OT	41	▼	-24.1%	-13	
	Civil Support	VS	34	▼	-20.9%	-9	
	Family Abuse - Protective Order	FP	20	▼	-9.1%	-2	
	Capias	CA	10	▼	-56.5%	-13	
	Felony	CF	8	▲	+14.3%	+1	
	Non-Family Abuse Protective Order	AP	2	▼	-50.0%	-2	
	Remand Support	RS	2	▲	-	+2	
	Motion - Protective Order	MP	0	▼	-100.0%	-1	
Total			244	▼	-10.6%	-29	
Juvenile	Custody Visitation	CV	158	▲	+37.4%	+43	
	Misdemeanor	DM	30	▼	-3.2%	-1	
	Traffic	T	20	▲	+53.8%	+7	
	Felony	DF	16	▲	+77.8%	+7	
	Truancy	TR	8	▲	-	+8	
	Foster Care Review	FC	7	▲	-	+7	
	Other	OT	7	▲	+600.0%	+6	
	Remand Visitation	RV	6	▲	+100.0%	+3	
	Abuse and Neglect	AN	5	▼	-37.5%	-3	
	Remand Custody	RC	5	▲	+66.7%	+2	
	Status	ST	5	▼	-85.3%	-29	
	Permanency Planning	PH	4	▲	+100.0%	+2	
	Initial Foster Care	IF	3	↔	-	-	
	Paternity	PT	3	↔	-	-	
	Emergency Custody Order	EC	2	▲	-	+2	
	Family Abuse - Protective Order	FP	2	▲	-	+2	
	Terminate Parental Rights	TP	2	▼	-33.3%	-1	
	Non-Family Abuse Protective Order	AP	1	▼	-66.7%	-2	
	Temporary Detention Order	TD	1	▼	-75.0%	-3	
	Child In Need of Services	CS	0	▼	-100.0%	-1	
	Emancipation	EP	0	▼	-100.0%	-1	
	Relief of Custody	CR	0	▼	-100.0%	-3	
	Show Cause	SC	0	▼	-100.0%	-1	
	Special Immigrant Juvenile Status	SI	0	▼	-100.0%	-5	
	Voluntary Continuing Services and Support Agreem	VA	0	▼	-100.0%	-1	
	Total			285	▲	15.4%	+38
	GRAND TOTAL			529	▲	1.7%	+9

Filings by Major Case Category**

Category	Summary	Change	% Change	Absolute Change
Adult Criminal	122	▼	-12.2%	-17
Child Dependency	21	▲	+5.0%	+1
Child in Need of Services/Supervision	8	▲	+700.0%	+7
Custody and Visitation	161	▲	+36.4%	+43
Delinquency	46	▼	+12.2%	+5
Juvenile Miscellaneous	5	▼	-85.7%	-30
New to Workload Study	0	▼	-100.0%	-5

* Compared to same time period as previous year
 5/15/2024 1:07:18PM

** Case Type Categories are defined in the 2017 Virginia Judicial Workload Assessment
 Source: SCV-SQL-Information

CPSS - JCMS CASELOAD STATISTICS OF THE JUVENILE & DOMESTIC RELATIONS DISTRICT COURTS
 January 2024 thru April 2024 Filings (Compared to January 2023 thru April 2023)

Other	64	▲	-1.5%	-1
Protective Orders	25	▲	-16.7%	-5
Support	57	▲	+7.5%	+4
Traffic	20	▲	+53.8%	+7
GRAND TOTAL	529	▲	1.7%	+9

2024 Overall GRAND TOTAL		Distribution of Caseload			Change*		Percentage (%) of Caseload		
264	+107 68.2%	Adult	133	50%	62.2% ▲	+51	Adult	52.2%	50.4%
2024		Juvenile	131	50%	74.7% ▲	+56	Juvenile	47.8%	49.6%
2023		GRAND TOTAL	264	100%	68.2% ▲	+107	GRAND TOTAL	100%	100%

Filings by Division & Code

Division	Case Type Description	Code	Summary	Change	% Change	Absolute Change
Adult	Misdemeanor	CM	42	▲	+68.0%	+17
	Other	OT	29	▲	+26.1%	+6
	Felony	CF	19	▲	+375.0%	+15
	Show Cause	SC	15	▲	+114.3%	+8
	Civil Support	VS	13	▼	-7.1%	-1
	Family Abuse - Protective Order	FP	12	▲	+200.0%	+8
	Capias	CA	2	▼	-33.3%	-1
	Motion - Protective Order	MP	1	▲	-	+1
	Non-Family Abuse Protective Order	AP	0	▼	-100.0%	-2
	Total			133	▲	62.2%
Juvenile	Custody Visitation	CV	63	▲	+103.2%	+32
	Misdemeanor	DM	36	▲	+140.0%	+21
	Abuse and Neglect	AN	11	▲	-	+11
	Traffic	T	11	▲	+57.1%	+4
	Felony	DF	3	▲	-	+3
	Truancy	TR	3	▼	-66.7%	-6
	Child In Need of Services	CS	1	▲	-	+1
	Mental Commitment	MC	1	▲	-	+1
	Status	ST	1	↔	-	-
	Temporary Detention Order	TD	1	↔	-	-
	Family Abuse - Protective Order	FP	0	▼	-100.0%	-1
	Foster Care Review	FC	0	▼	-100.0%	-3
	Initial Foster Care	IF	0	▼	-100.0%	-2
	Other	OT	0	▼	-100.0%	-1
	Paternity	PT	0	▼	-100.0%	-2
	Remand Custody	RC	0	▼	-100.0%	-1
	Remand Visitation	RV	0	▼	-100.0%	-1
Total			131	▲	74.7%	+56
GRAND TOTAL			264	▲	68.2%	+107

Filings by Major Case Category**

Category	Summary	Change	% Change	Absolute Change
Adult Criminal	72	▲	+89.5%	+34
Child Dependency	11	▲	+120.0%	+6
Child in Need of Services/Supervision	4	▲	-55.6%	-5
Custody and Visitation	63	▲	+90.9%	+30
Delinquency	39	▲	+160.0%	+24
Juvenile Miscellaneous	1	↔	-	0
Other	31	▲	+14.8%	+4
Protective Orders	13	▲	+85.7%	+6
Support	19	▲	+26.7%	+4
Traffic	11	▲	+57.1%	+4
GRAND TOTAL	264	▲	68.2%	+107

* Compared to same time period as previous year
 5/15/2024 1:07:18PM

** Case Type Categories are defined in the 2017 Virginia Judicial Workload Assessment
 Source: SCV-SQL-Information