

CASELOAD STATISTICS OF THE GENERAL DISTRICT COURTS

January 2018 thru December 2018

Chesapeake

District: 1

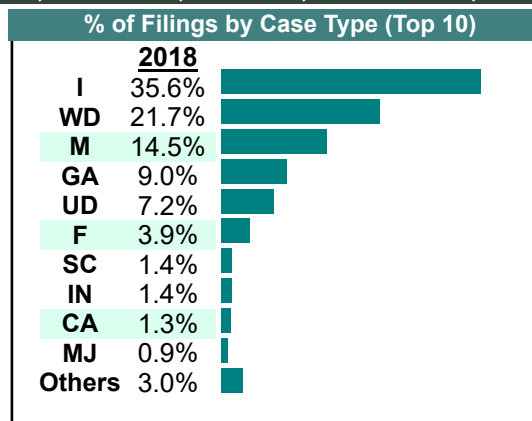
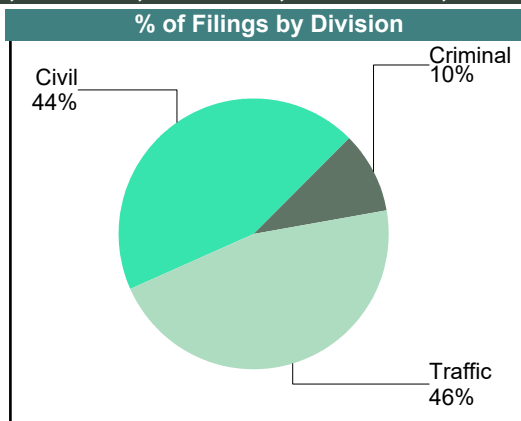
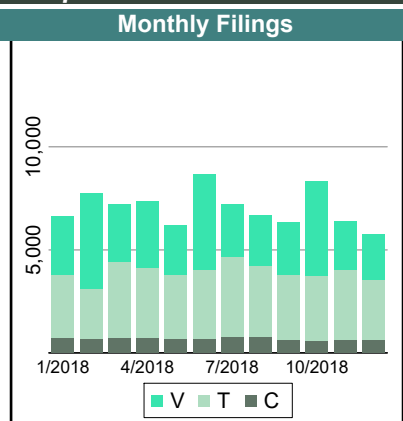
Court ID: 201550

<u>Criminal</u>		Filings	Hearings	Transactions	Concluded	Final Judgmt	Def Judgmt	Cont	Waived
Capias	CA	514	1,340	1,340	528	528	-	812	0
Civil Violation	CV	18	21	22	19	18	-	3	1
Felony	F	3,096	13,696	13,697	3,267	3,266	-	10,430	1
Misdemeanor	M	4,565	13,788	13,920	4,648	4,516	-	9,271	132
Motion	MO	3	3	3	3	3	-	-	0
Show Cause	SC	157	301	301	171	171	-	130	0
Criminal Total		8,353	29,149	29,283	8,636	8,502	-	20,646	134

<u>Traffic</u>		Filings	Hearings	Transactions	Concluded	Final Judgmt	Def Judgmt	Cont	Waived
Capias	CA	567	2,157	2,157	720	720	-	1,437	0
Civil Violation	CV	99	415	416	111	110	-	305	1
Felony	F	198	839	839	193	193	-	644	0
Infraction	I	30,043	26,166	38,944	30,141	17,363	-	8,803	12,778
Misdemeanor	M	7,661	18,708	18,711	7,833	7,830	-	10,877	3
Motion	MO	27	27	27	27	27	-	-	0
Other	O	34	33	36	34	31	-	2	3
Restricted O/L	RL	2	2	2	2	2	-	-	0
Show Cause	SC	189	350	350	195	195	-	155	0
Traffic Total		38,820	48,697	61,482	39,256	26,471	-	22,223	12,785

<u>Civil</u>		Filings	Hearings	Transactions	Concluded	Final Judgmt	Def Judgmt	Cont	Waived
Abstract	AJ	82	3	83	82	2	-	1	80
Admin License	AL	388	115	501	386	-	-	113	386
Bond Forfeiture	BF	183	119	279	182	3	19	96	160
Capias	CA	17	15	37	22	-	-	15	22
Counter Claim	CC	16	37	52	15	-	-	37	15
Detinue	DT	169	145	230	167	14	68	63	85
Garnishment	GA	7,620	2,045	9,624	7,579	-	-	2,042	7,579
Impoundment	IM	102	0	102	102	-	-	-	102
Interrogatory	IN	1,194	1,095	2,293	1,198	-	-	1,095	1,198
Motion for Judgment	MJ	725	741	1,062	809	44	444	252	321
Overweight	OC	74	22	99	77	-	-	22	77
Other	OT	100	16	110	101	1	6	9	94
Protective Order	PO	249	11	256	247	2	-	8	245
Prelim Prot Order	PP	258	13	269	258	2	-	3	256
Petition-Restore Arms	PR	0	0	1	1	-	-	-	1
Show Cause	SC	867	448	1,317	871	-	2	445	869
Tenants Assertion	TA	13	21	29	14	6	-	15	8
Third Party Claim	TH	4	8	11	3	-	-	8	3
Unlawful Detainer	UD	6,103	4,616	7,053	6,068	701	2,930	985	2,437
Warrant in Debt	WD	18,355	16,829	23,579	18,459	781	10,928	5,109	6,750
Zoning Viol	ZO	707	599	1,004	714	17	292	290	405
Civil Total		37,226	26,898	47,991	37,355	1,573	14,689	10,608	21,093

Chesapeake Totals		84,399	104,744	138,756	85,247	36,546	14,689	53,477	34,012
--------------------------	--	---------------	----------------	----------------	---------------	---------------	---------------	---------------	---------------



Filings by Court & Division

<u>Chesapeake</u>			
C	Misdemeanor	4,565	5.4%
	Felony	3,096	3.7%
	Capias	514	0.6%
	Show Cause	157	0.2%
	Civil Violation	18	0.0%
	Motion	3	0.0%
	Total	8,353	10%
T	Infraction	30,043	35.6%
	Misdemeanor	7,661	9.1%
	Capias	567	0.7%
	Felony	198	0.2%
	Show Cause	189	0.2%
	Civil Violation	99	0.1%
	Other	34	0.0%
	Motion	27	0.0%
	Restricted O/L	2	0.0%
	Total	38,820	46%
V	Warrant in Debt	18,355	21.7%
	Garnishment	7,620	9.0%
	Unlawful Detainer	6,103	7.2%
	Interrogatory	1,194	1.4%
	Show Cause	867	1.0%
	Motion for Judgment	725	0.9%
	Zoning Viol	707	0.8%
	Admin License	388	0.5%
	Prelim Prot Order	258	0.3%
	Protective Order	249	0.3%
	Bond Forfeiture	183	0.2%
	Detinue	169	0.2%
	Impoundment	102	0.1%
	Other	100	0.1%
	Abstract	82	0.1%
	Overweight	74	0.1%
	Capias	17	0.0%
	Counter Claim	16	0.0%
	Tenants Assertion	13	0.0%
	Third Party Claim	4	0.0%
	Petition-Restore Arms	-	0.0%
	Total	37,226	44%
Total	84,399	100%	

CASELOAD STATISTICS OF THE GENERAL DISTRICT COURTS

January 2018 thru December 2018

Virginia Beach

District: 2

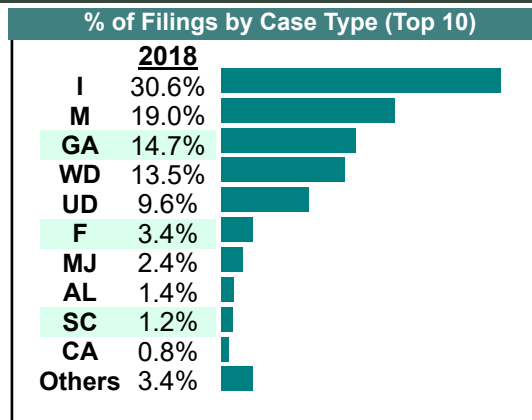
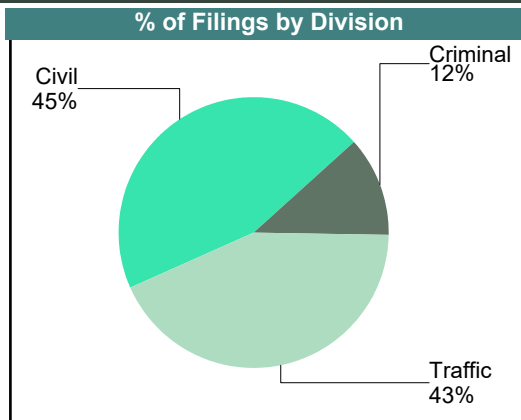
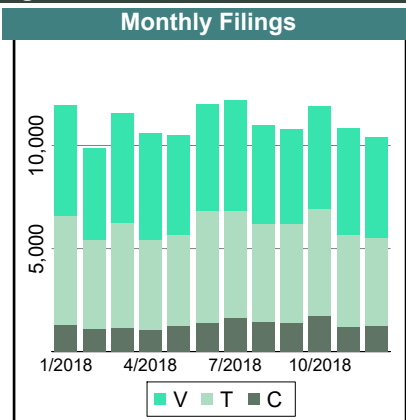
Court ID: 202810

<u>Criminal</u>		Filings	Hearings	Transactions	Concluded	Final Judgmt	Def Judgmt	Cont	Waived
Capias	CA	448	1,184	1,184	413	413	-	771	0
Civil Violation	CV	171	349	350	170	169	-	180	1
Felony	F	4,549	15,936	17,685	4,081	2,332	-	13,604	1,749
Misdemeanor	M	10,687	23,534	24,275	10,950	10,209	-	13,325	741
Show Cause	SC	221	448	448	214	214	-	234	0
Criminal Total		16,076	41,451	43,942	15,828	13,337	-	28,114	2,491

<u>Traffic</u>		Filings	Hearings	Transactions	Concluded	Final Judgmt	Def Judgmt	Cont	Waived
Capias	CA	539	1,285	1,285	576	576	-	709	0
Civil Violation	CV	417	1,361	1,373	454	442	-	919	12
Felony	F	0	0	1	1	-	-	-	1
Infraction	I	40,897	36,039	52,889	41,244	24,394	-	11,640	16,850
Misdemeanor	M	14,723	34,622	34,650	15,581	15,553	-	19,067	28
Other	O	275	250	309	275	216	-	34	59
Restricted O/L	RL	5	5	5	5	5	-	-	0
Show Cause	SC	705	1,236	1,236	709	709	-	527	0
Traffic Total		57,561	74,798	91,748	58,845	41,895	-	32,896	16,950

<u>Civil</u>		Filings	Hearings	Transactions	Concluded	Final Judgmt	Def Judgmt	Cont	Waived
Abstract	AJ	696	10	698	688	-	-	2	688
Admin License	AL	1,868	0	1,868	1,868	-	-	-	1,868
Bond Forfeiture	BF	160	177	286	160	1	50	126	109
Capias	CA	45	15	60	45	-	-	15	45
Counter Claim	CC	80	107	156	77	26	2	79	49
Custody Relief	CR	2	1	4	3	-	-	1	3
Detinue	DT	772	725	1,016	756	13	452	260	291
Garnishment	GA	19,637	3,789	23,300	19,511	-	-	3,782	19,511
Impoundment	IM	170	0	170	170	-	-	-	170
Interrogatory	IN	655	755	1,425	670	-	-	754	670
Motion for Judgment	MJ	3,174	2,809	4,272	3,179	109	1,607	1,093	1,463
Overweight	OC	32	24	53	29	-	-	24	29
Other	OT	110	68	189	126	3	2	58	121
Protective Order	PO	454	326	773	447	-	-	324	447
Prelim Prot Order	PP	507	6	510	504	-	-	3	504
Petition-Restore Arms	PR	4	7	12	5	-	-	7	5
Show Cause	SC	740	454	1,131	735	1	57	396	677
Tenants Assertion	TA	34	50	68	31	12	1	37	18
Third Party Claim	TH	5	6	9	4	1	-	5	3
Unlawful Detainer	UD	12,763	9,429	14,785	12,780	1,473	5,951	2,005	5,356
Warrant in Debt	WD	18,049	22,165	28,270	18,327	1,269	10,953	9,938	6,105
Civil Total		59,957	40,923	79,055	60,115	2,908	19,075	18,909	38,132

Virginia Beach Totals	133,594	157,172	214,745	134,788	58,140	19,075	79,919	57,573
------------------------------	----------------	----------------	----------------	----------------	---------------	---------------	---------------	---------------



Filings by Court & Division

<u>Virginia Beach</u>			
C	Misdemeanor	10,687	8.0%
	Felony	4,549	3.4%
	Capias	448	0.3%
	Show Cause	221	0.2%
	Civil Violation	171	0.1%
	Total	16,076	12%
T	Infraction	40,897	30.6%
	Misdemeanor	14,723	11.0%
	Show Cause	705	0.5%
	Capias	539	0.4%
	Civil Violation	417	0.3%
	Other	275	0.2%
	Restricted O/L	5	0.0%
	Felony	-	0.0%
	Total	57,561	43%
V	Garnishment	19,637	14.7%
	Warrant in Debt	18,049	13.5%
	Unlawful Detainer	12,763	9.6%
	Motion for Judgment	3,174	2.4%
	Admin License	1,868	1.4%
	Detinue	772	0.6%
	Show Cause	740	0.6%
	Abstract	696	0.5%
	Interrogatory	655	0.5%
	Prelim Prot Order	507	0.4%
	Protective Order	454	0.3%
	Impoundment	170	0.1%
	Bond Forfeiture	160	0.1%
	Other	110	0.1%
	Counter Claim	80	0.1%
	Capias	45	0.0%
	Tenants Assertion	34	0.0%
	Overweight	32	0.0%
	Third Party Claim	5	0.0%
	Petition-Restore Arms	4	0.0%
Custody Relief	2	0.0%	
Total	59,957	45%	
Total	133,594	100%	

CASELOAD STATISTICS OF THE GENERAL DISTRICT COURTS

January 2018 thru December 2018

Portsmouth

District: **3**

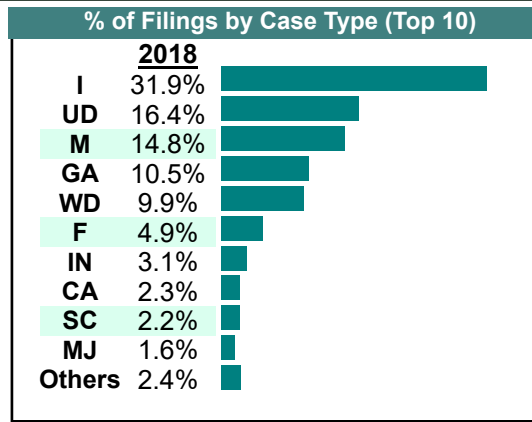
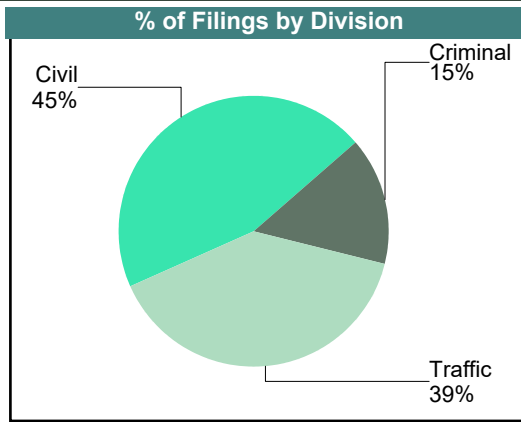
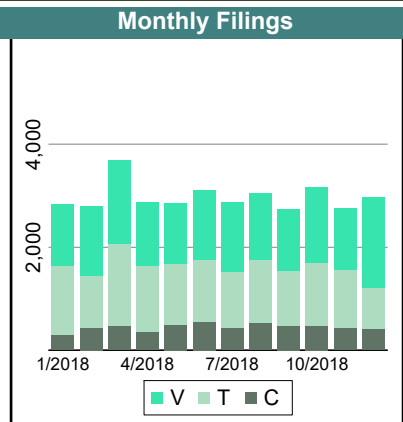
Court ID: **203740**

<u>Criminal</u>		Filings	Hearings	Transactions	Concluded	Final Judgmt	Def Judgmt	Cont	Waived
Capias	CA	456	1,208	1,208	465	465	-	743	0
Civil Violation	CV	38	101	101	44	44	-	57	0
Felony	F	1,760	6,189	6,189	1,799	1,799	-	4,377	0
Misdemeanor	M	3,154	8,576	8,609	3,238	3,205	-	5,359	33
Show Cause	SC	30	68	68	35	35	-	33	0
Criminal Total		5,438	16,142	16,175	5,581	5,548	-	10,569	33

<u>Traffic</u>		Filings	Hearings	Transactions	Concluded	Final Judgmt	Def Judgmt	Cont	Waived
Capias	CA	338	830	830	344	344	-	485	0
Civil Violation	CV	50	170	170	39	39	-	131	0
Felony	F	2	7	7	2	2	-	5	0
Infraction	I	11,384	15,398	17,928	11,322	8,792	-	6,562	2,530
Misdemeanor	M	2,122	6,527	6,536	2,102	2,093	-	4,430	9
Other	O	4	11	11	4	4	-	7	0
Restricted O/L	RL	16	16	16	15	15	-	1	0
Show Cause	SC	168	456	456	167	167	-	289	0
Traffic Total		14,084	23,415	25,954	13,995	11,456	-	11,910	2,539

<u>Civil</u>		Filings	Hearings	Transactions	Concluded	Final Judgmt	Def Judgmt	Cont	Waived
Abstract	AJ	56	0	57	57	-	-	-	57
Admin License	AL	106	25	125	100	-	-	22	100
Bond Forfeiture	BF	65	60	105	51	6	-	51	45
Capias	CA	12	5	19	14	-	-	5	14
Counter Claim	CC	5	14	19	7	2	-	12	5
Distress Seizure	DS	1	1	1	1	1	-	-	0
Detinue	DT	185	195	286	182	18	73	104	91
Garnishment	GA	3,744	854	4,585	3,731	-	-	843	3,731
Impoundment	IM	12	3	14	11	-	-	2	11
Interrogatory	IN	1,100	829	1,916	1,087	-	-	826	1,087
Motion for Judgment	MJ	583	427	678	591	19	321	80	251
Other	OT	23	13	34	22	1	-	10	21
Protective Order	PO	49	7	58	51	-	-	6	51
Prelim Prot Order	PP	220	306	510	204	-	-	291	204
Restricted O/L	RL	6	1	6	5	-	-	-	5
Show Cause	SC	582	261	838	585	8	-	250	577
Tenants Assertion	TA	19	21	32	17	3	3	15	11
Unlawful Detainer	UD	5,866	5,135	7,027	5,860	926	3,042	1,161	1,892
Warrant in Debt	WD	3,530	4,340	5,374	3,447	395	2,018	1,923	1,034
Civil Total		16,164	12,497	21,684	16,023	1,379	5,457	5,601	9,187

Portsmouth Totals	35,686	52,054	63,813	35,599	18,383	5,457	28,080	11,759
--------------------------	---------------	---------------	---------------	---------------	---------------	--------------	---------------	---------------



Filings by Court & Division

<u>Portsmouth</u>			
C	Misdemeanor	3,154	8.8%
	Felony	1,760	4.9%
	Capias	456	1.3%
	Civil Violation	38	0.1%
	Show Cause	30	0.1%
	Total	5,438	15%
T	Infraction	11,384	31.9%
	Misdemeanor	2,122	5.9%
	Capias	338	0.9%
	Show Cause	168	0.5%
	Civil Violation	50	0.1%
	Restricted O/L	16	0.0%
	Other	4	0.0%
	Felony	2	0.0%
	Total	14,084	39%
V	Unlawful Detainer	5,866	16.4%
	Garnishment	3,744	10.5%
	Warrant in Debt	3,530	9.9%
	Interrogatory	1,100	3.1%
	Motion for Judgment	583	1.6%
	Show Cause	582	1.6%
	Prelim Prot Order	220	0.6%
	Detinue	185	0.5%
	Admin License	106	0.3%
	Bond Forfeiture	65	0.2%
	Abstract	56	0.2%
	Protective Order	49	0.1%
	Other	23	0.1%
	Tenants Assertion	19	0.1%
	Capias	12	0.0%
	Impoundment	12	0.0%
	Restricted O/L	6	0.0%
	Counter Claim	5	0.0%
	Distress Seizure	1	0.0%
	Total	16,164	45%
Total	35,686	100%	

CASELOAD STATISTICS OF THE GENERAL DISTRICT COURTS

January 2018 thru December 2018

Norfolk

District: 4

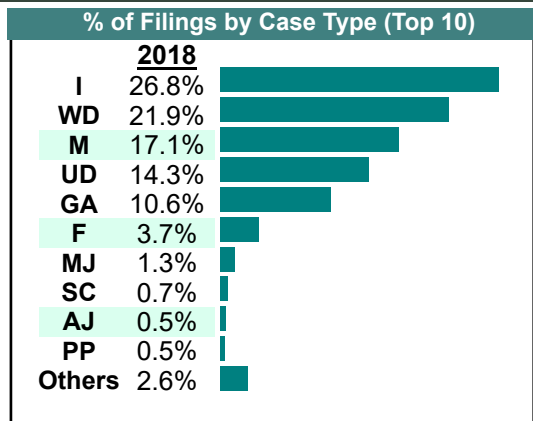
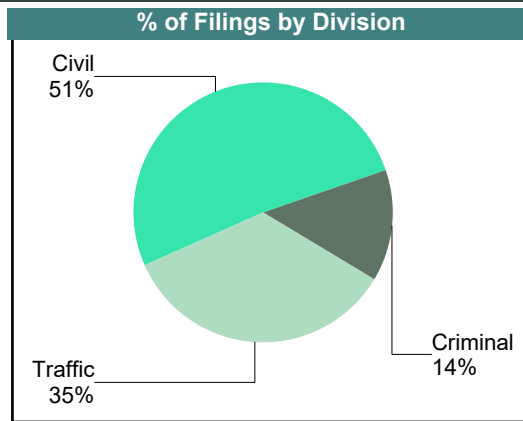
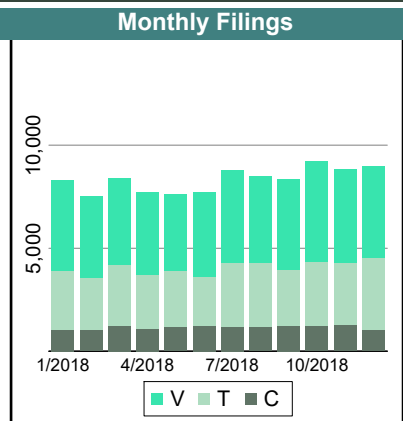
Court ID: 204710

Criminal		Filings	Hearings	Transactions	Concluded	Final Judgmt	Def Judgmt	Cont	Waived
Capias	CA	261	644	644	255	255	-	389	0
Civil Violation	CV	115	390	393	130	127	-	263	3
Felony	F	3,625	11,638	13,000	3,775	2,413	-	9,225	1,362
Misdemeanor	M	9,742	25,512	25,721	9,934	9,725	-	15,783	209
Show Cause	SC	277	420	420	268	268	-	151	0
Criminal Total		14,020	38,604	40,178	14,362	12,788	-	25,811	1,574

Traffic		Filings	Hearings	Transactions	Concluded	Final Judgmt	Def Judgmt	Cont	Waived
Capias	CA	99	239	239	102	102	-	137	0
Civil Violation	CV	3	12	12	4	4	-	8	0
Felony	F	104	393	409	128	112	-	281	16
Infraction	I	26,754	25,036	33,768	26,429	17,697	-	7,333	8,732
Misdemeanor	M	7,350	15,765	15,765	7,316	7,316	-	8,444	0
Other	O	141	165	165	138	138	-	27	0
Restricted O/L	RL	82	87	87	82	82	-	4	0
Show Cause	SC	106	168	168	105	105	-	63	0
Traffic Total		34,639	41,865	50,613	34,304	25,556	-	16,297	8,748

Civil		Filings	Hearings	Transactions	Concluded	Final Judgmt	Def Judgmt	Cont	Waived
Abstract	AJ	490	1	491	490	-	-	1	490
Admin License	AL	353	1	353	352	-	-	-	352
Bond Forfeiture	BF	438	290	683	471	-	78	212	393
Capias	CA	12	5	16	11	-	-	5	11
Counter Claim	CC	66	85	132	65	17	1	67	47
Custody Relief	CR	1	1	3	2	-	-	1	2
Detinue	DT	338	321	544	342	17	102	202	223
Garnishment	GA	10,609	2,808	13,219	10,411	-	-	2,790	10,411
Impoundment	IM	51	0	51	51	-	-	-	51
Interrogatory	IN	209	213	425	212	-	-	212	212
Motion for Judgment	MJ	1,344	1,326	1,895	1,337	63	705	558	569
Overweight	OC	2	0	3	3	-	-	-	3
Other	OT	212	180	396	219	1	2	177	216
Protective Order	PO	172	4	175	171	-	-	4	171
Prelim Prot Order	PP	476	257	742	485	-	-	255	485
Petition-Restore Arms	PR	4	7	11	4	-	-	7	4
Restricted O/L	RL	4	0	4	4	-	-	-	4
Show Cause	SC	365	147	435	365	1	76	70	288
Tenants Assertion	TA	31	31	52	28	6	1	24	21
Third Party Claim	TH	3	6	10	6	1	1	4	4
Unlawful Detainer	UD	14,281	9,438	16,364	14,291	1,689	5,676	2,072	6,926
Warrant in Debt	WD	21,891	23,090	30,174	22,091	1,284	13,723	8,082	7,084
Civil Total		51,352	38,211	66,178	51,411	3,079	20,365	14,743	27,967

Norfolk Totals		100,011	118,680	156,969	100,077	41,423	20,365	56,851	38,289
-----------------------	--	----------------	----------------	----------------	----------------	---------------	---------------	---------------	---------------



CASELOAD STATISTICS OF THE GENERAL DISTRICT COURTS

January 2018 thru December 2018

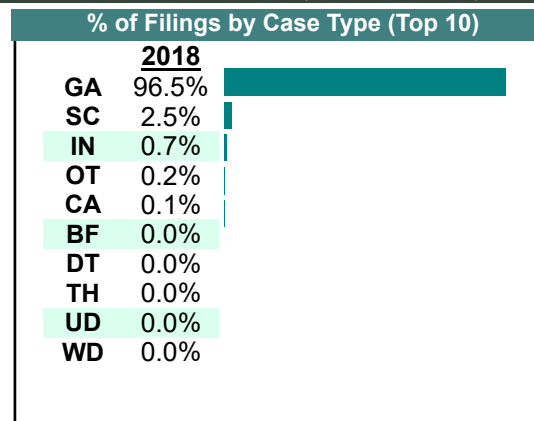
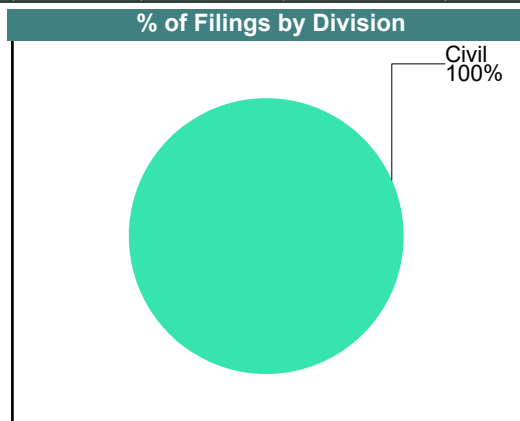
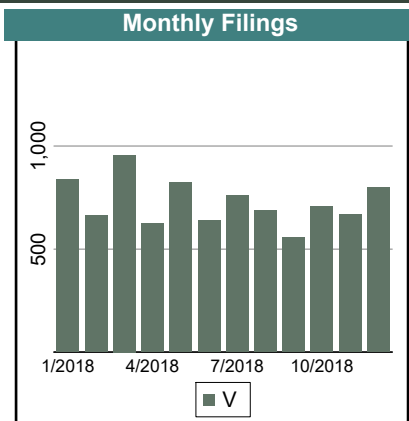
Norfolk-Civil

District: 4

Court ID: 204713

Civil

Bond Forfeiture	BF	0	0	27	27	-	-	-	27
Capias	CA	8	0	8	8	-	-	-	8
Detinue	DT	0	0	4	4	-	-	-	4
Garnishment	GA	8,414	2,119	10,510	8,391	-	-	2,090	8,391
Interrogatory	IN	64	88	164	76	-	-	86	76
Other	OT	14	5	19	14	-	-	5	14
Show Cause	SC	219	109	275	216	-	50	54	166
Third Party Claim	TH	0	1	2	1	-	-	1	1
Unlawful Detainer	UD	0	6	10	6	-	2	4	4
Warrant in Debt	WD	0	62	83	41	7	13	42	21
Civil Total		8,719	2,390	11,102	8,784	7	65	2,282	8,712
Norfolk-Civil Totals		8,719	2,390	11,102	8,784	7	65	2,282	8,712



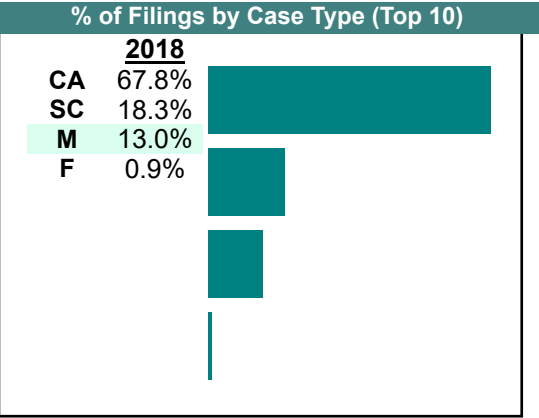
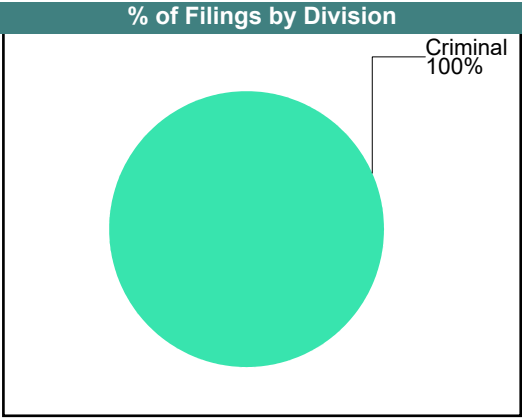
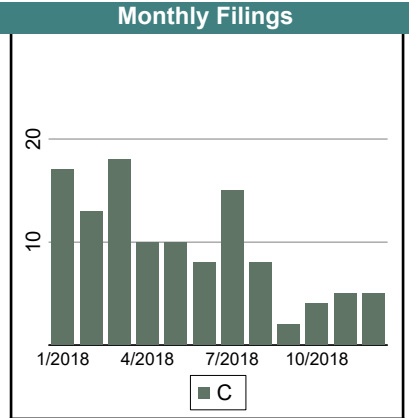
CASELOAD STATISTICS OF THE GENERAL DISTRICT COURTS

January 2018 thru December 2018

Norfolk-Criminal

District: 4
Court ID: 204711

Criminal		<u>Filings</u>	<u>Hearings</u>	<u>Transactions</u>	<u>Concluded</u>	<u>Final Judgmt</u>	<u>Def Judgmt</u>	<u>Cont</u>	<u>Waived</u>
Capias	CA	78	357	357	130	130	-	227	0
Felony	F	1	69	78	28	19	-	50	9
Misdemeanor	M	15	370	371	155	154	-	215	1
Show Cause	SC	21	72	72	31	31	-	41	0
Criminal Total		115	868	878	344	334	-	533	10
Norfolk-Criminal Totals		115	868	878	344	334	0	533	10



CASELOAD STATISTICS OF THE GENERAL DISTRICT COURTS

January 2018 thru December 2018

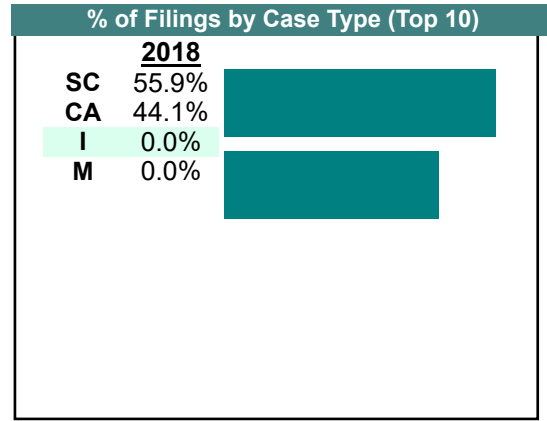
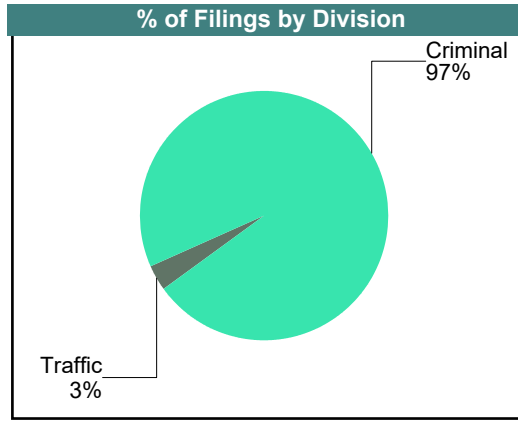
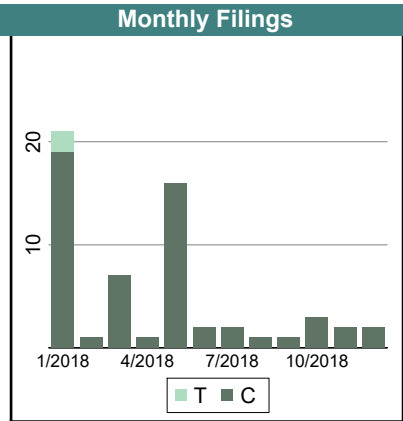
Norfolk-Traffic

District: 4
Court ID: 204712

Criminal		Filings	Hearings	Transactions	Concluded	Final Judgmt	Def Judgmt	Cont	Waived
Capias	CA	25	104	104	42	42	-	62	0
Misdemeanor	M	0	74	74	37	37	-	36	0
Show Cause	SC	32	82	82	38	38	-	44	0
Criminal Total		57	260	260	117	117	-	142	0

Traffic		Filings	Hearings	Transactions	Concluded	Final Judgmt	Def Judgmt	Cont	Waived
Capias	CA	1	31	31	17	17	-	14	0
Infraction	I	0	89	92	50	47	-	41	3
Misdemeanor	M	0	231	231	113	113	-	118	0
Show Cause	SC	1	8	8	2	2	-	6	0
Traffic Total		2	359	362	182	179	-	179	3

Norfolk-Traffic Totals		59	619	622	299	296	0	321	3
-------------------------------	--	-----------	------------	------------	------------	------------	----------	------------	----------



CASELOAD STATISTICS OF THE GENERAL DISTRICT COURTS

January 2018 thru December 2018 Filing Comparison

District: 4

Filings by Court & Division

	Norfolk		Norfolk-Civil		Norfolk-Criminal		Norfolk-Traffic		Total
C Misdemeanor	9,742	100%	-	0%	15	0%	-	0%	9,757
Felony	3,625	100%	-	0%	1	0%	-	0%	3,626
Capias	261	72%	-	0%	78	21%	25	7%	364
Show Cause	277	84%	-	0%	21	6%	32	10%	330
Civil Violation	115	100%	-	0%	-	0%	-	0%	115
Total	14,020	99%	0	0%	115	1%	57	0%	14,192
T Infraction	26,754	100%	-	0%	-	0%	-	0%	26,754
Misdemeanor	7,350	100%	-	0%	-	0%	-	0%	7,350
Other	141	100%	-	0%	-	0%	-	0%	141
Show Cause	106	99%	-	0%	-	0%	1	1%	107
Felony	104	100%	-	0%	-	0%	-	0%	104
Capias	99	99%	-	0%	-	0%	1	1%	100
Restricted O/L	82	100%	-	0%	-	0%	-	0%	82
Civil Violation	3	100%	-	0%	-	0%	-	0%	3
Total	34,639	100%	0	0%	0	0%	2	0%	34,641
V Warrant in Debt	21,891	100%	-	0%	-	0%	-	0%	21,891
Garnishment	10,609	56%	8,414	44%	-	0%	-	0%	19,023
Unlawful Detainer	14,281	100%	-	0%	-	0%	-	0%	14,281
Motion for Judgment	1,344	100%	-	0%	-	0%	-	0%	1,344
Show Cause	365	63%	219	38%	-	0%	-	0%	584
Abstract	490	100%	-	0%	-	0%	-	0%	490
Prelim Prot Order	476	100%	-	0%	-	0%	-	0%	476
Bond Forfeiture	438	100%	-	0%	-	0%	-	0%	438
Admin License	353	100%	-	0%	-	0%	-	0%	353
Detinue	338	100%	-	0%	-	0%	-	0%	338
Interrogatory	209	77%	64	23%	-	0%	-	0%	273
Other	212	94%	14	6%	-	0%	-	0%	226
Protective Order	172	100%	-	0%	-	0%	-	0%	172
Counter Claim	66	100%	-	0%	-	0%	-	0%	66
Impoundment	51	100%	-	0%	-	0%	-	0%	51
Tenants Assertion	31	100%	-	0%	-	0%	-	0%	31
Capias	12	60%	8	40%	-	0%	-	0%	20
Petition-Restore Arms	4	100%	-	0%	-	0%	-	0%	4
Restricted O/L	4	100%	-	0%	-	0%	-	0%	4
Third Party Claim	3	100%	-	0%	-	0%	-	0%	3
Overweight	2	100%	-	0%	-	0%	-	0%	2
Custody Relief	1	100%	-	0%	-	0%	-	0%	1
Total	51,352	85%	8,719	15%	0	0%	0	0%	60,071
Total	100,011	92%	8,719	8%	115	0%	59	0%	108,904

CASELOAD STATISTICS OF THE GENERAL DISTRICT COURTS

January 2018 thru December 2018

Franklin City

District: 5

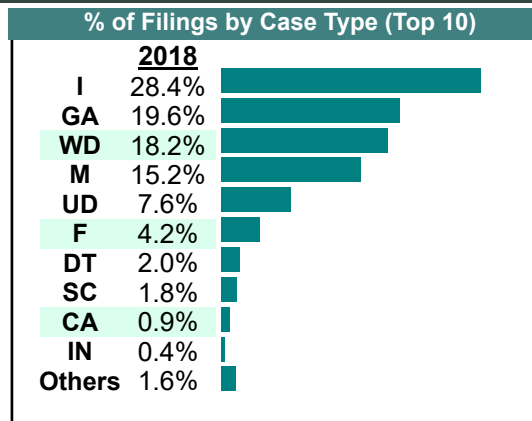
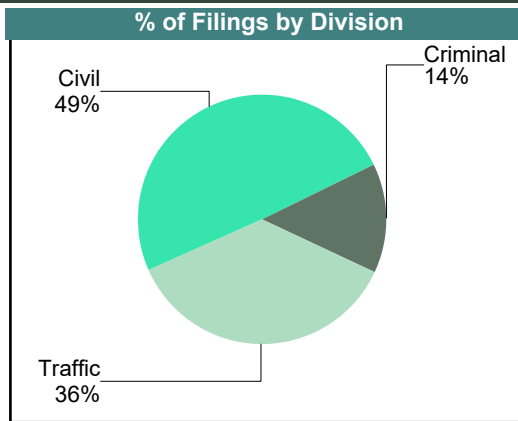
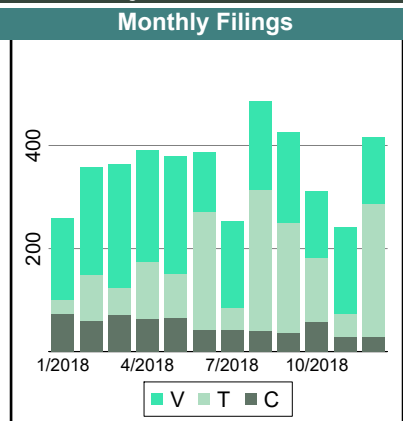
Court ID: 205620

Criminal		Filings	Hearings	Transactions	Concluded	Final Judgmt	Def Judgmt	Cont	Waived
Capias	CA	30	111	111	36	36	-	74	0
Civil Violation	CV	9	17	17	8	8	-	9	0
Felony	F	179	657	657	193	193	-	464	0
Misdemeanor	M	348	988	996	361	353	-	634	8
Show Cause	SC	45	80	80	50	50	-	29	0
Criminal Total		611	1,853	1,861	648	640	-	1,210	8

Traffic		Filings	Hearings	Transactions	Concluded	Final Judgmt	Def Judgmt	Cont	Waived
Capias	CA	6	27	27	9	9	-	18	0
Civil Violation	CV	1	1	1	1	1	-	-	0
Felony	F	2	6	6	3	3	-	3	0
Infraction	I	1,215	1,214	1,467	1,143	890	-	323	253
Misdemeanor	M	303	532	533	268	267	-	265	1
Restricted O/L	RL	1	1	1	1	1	-	-	0
Show Cause	SC	25	38	38	23	23	-	14	0
Traffic Total		1,553	1,819	2,073	1,448	1,194	-	623	254

Civil		Filings	Hearings	Transactions	Concluded	Final Judgmt	Def Judgmt	Cont	Waived
Abstract	AJ	3	0	3	3	-	-	-	3
Admin License	AL	3	0	3	3	-	-	-	3
Bond Forfeiture	BF	2	2	4	2	-	-	1	2
Capias	CA	3	5	7	2	-	-	4	2
Detinue	DT	87	75	115	89	7	42	25	40
Garnishment	GA	835	97	924	827	-	-	95	827
Impoundment	IM	3	0	3	3	-	-	-	3
Interrogatory	IN	18	25	37	12	-	-	20	12
Motion for Judgment	MJ	15	22	28	17	1	10	11	6
Other	OT	1	0	1	1	-	-	-	1
Protective Order	PO	14	17	27	10	-	-	13	10
Prelim Prot Order	PP	14	0	14	14	-	-	-	14
Show Cause	SC	5	4	9	5	-	-	4	5
Tenants Assertion	TA	1	1	1	1	1	-	-	0
Unlawful Detainer	UD	324	164	359	323	43	85	35	195
Warrant in Debt	WD	779	862	1,052	811	68	553	237	190
Civil Total		2,107	1,274	2,587	2,123	120	690	445	1,313

Franklin City Totals		4,271	4,946	6,521	4,219	1,954	690	2,278	1,575
-----------------------------	--	--------------	--------------	--------------	--------------	--------------	------------	--------------	--------------



CASELOAD STATISTICS OF THE GENERAL DISTRICT COURTS

January 2018 thru December 2018

Isle of Wight

District: 5

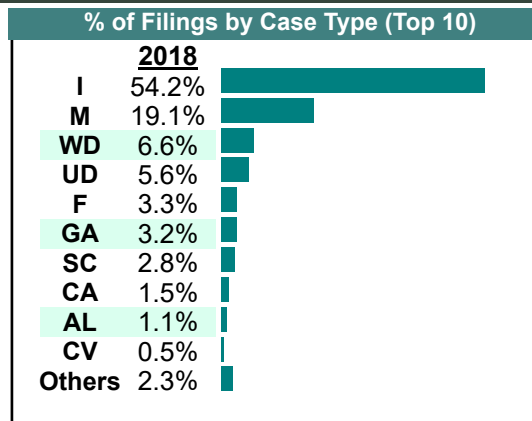
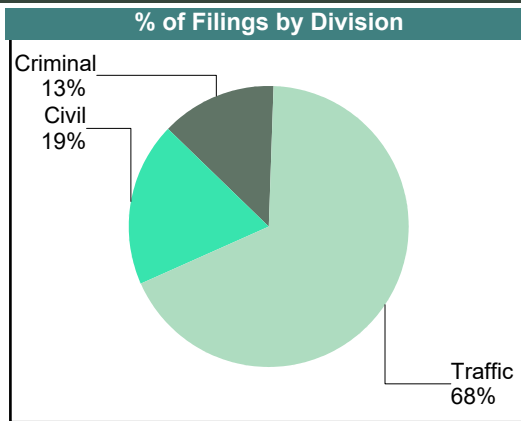
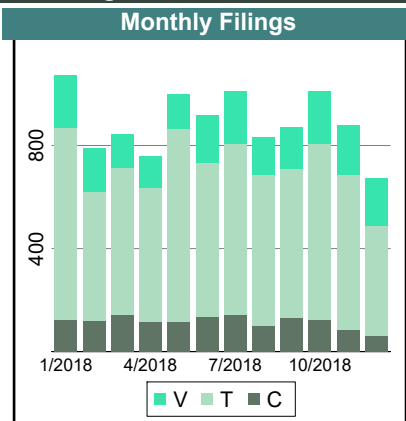
Court ID: 205093

Criminal		Filings	Hearings	Transactions	Concluded	Final Judgmt	Def Judgmt	Cont	Waived
Capias	CA	63	199	199	70	70	-	129	0
Civil Violation	CV	48	186	186	65	65	-	121	0
Felony	F	337	1,486	1,593	399	292	-	1,193	107
Misdemeanor	M	855	2,768	2,808	995	955	-	1,812	40
Show Cause	SC	94	249	249	103	103	-	144	0
Criminal Total		1,397	4,888	5,035	1,632	1,485	-	3,399	147

Traffic		Filings	Hearings	Transactions	Concluded	Final Judgmt	Def Judgmt	Cont	Waived
Capias	CA	92	364	364	126	126	-	238	0
Civil Violation	CV	1	1	1	1	1	-	-	0
Felony	F	13	61	62	16	15	-	46	1
Infraction	I	5,778	6,086	8,208	5,881	3,759	-	2,321	2,122
Misdemeanor	M	1,181	3,283	3,285	1,339	1,337	-	1,944	2
Restricted O/L	RL	1	1	1	1	1	-	-	0
Show Cause	SC	169	472	472	190	190	-	280	0
Traffic Total		7,235	10,268	12,393	7,554	5,429	-	4,829	2,125

Civil		Filings	Hearings	Transactions	Concluded	Final Judgmt	Def Judgmt	Cont	Waived
Abstract	AJ	8	0	8	8	-	-	-	8
Admin License	AL	112	3	112	109	-	-	-	109
Bond Forfeiture	BF	15	21	28	13	2	4	14	7
Capias	CA	1	0	1	1	-	-	-	1
Detinue	DT	35	37	53	35	5	14	18	16
Garnishment	GA	342	72	414	342	-	-	72	342
Impoundment	IM	25	0	25	25	-	-	-	25
Interrogatory	IN	41	36	79	43	-	-	36	43
Motion for Judgment	MJ	25	40	51	23	1	11	28	11
Other	OT	47	46	68	47	5	20	21	22
Protective Order	PO	16	4	18	14	-	-	2	14
Prelim Prot Order	PP	29	0	29	29	-	-	-	29
Petition-Restore Arms	PR	1	0	1	1	-	-	-	1
Show Cause	SC	31	5	36	31	-	-	5	31
Unlawful Detainer	UD	595	364	667	595	62	230	72	303
Warrant in Debt	WD	704	868	1,043	705	50	480	338	175
Civil Total		2,027	1,496	2,633	2,021	125	759	606	1,137

Isle of Wight Totals	Filings	Hearings	Transactions	Concluded	Final Judgmt	Def Judgmt	Cont	Waived
	10,659	16,652	20,061	11,207	7,039	759	8,834	3,409



CASELOAD STATISTICS OF THE GENERAL DISTRICT COURTS

January 2018 thru December 2018

Southampton

District: 5

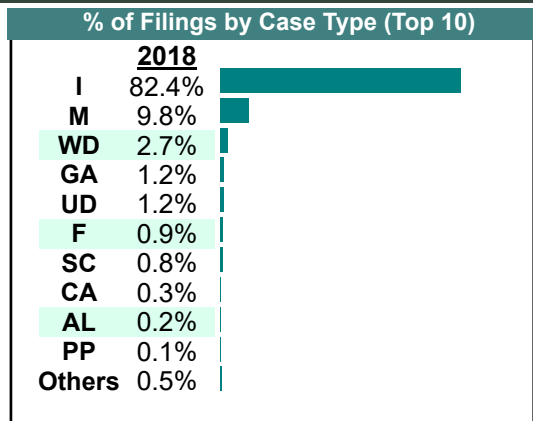
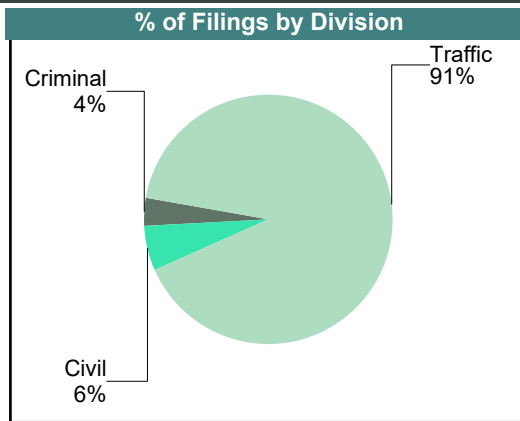
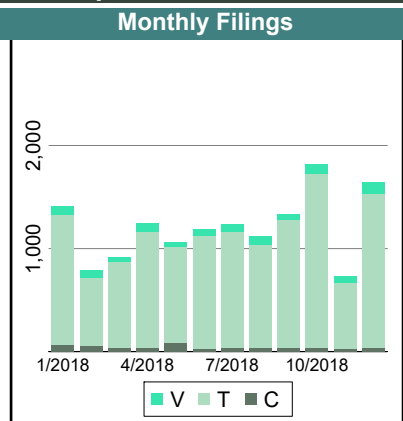
Court ID: 205175

<u>Criminal</u>		Filings	Hearings	Transactions	Concluded	Final Judgmt	Def Judgmt	Cont	Waived
Capias	CA	18	44	44	18	18	-	26	0
Civil Violation	CV	4	22	23	4	3	-	19	1
Felony	F	119	494	494	132	132	-	362	0
Misdemeanor	M	342	935	945	380	370	-	565	10
Show Cause	SC	35	74	74	28	28	-	46	0
Criminal Total		518	1,569	1,580	562	551	-	1,018	11

<u>Traffic</u>		Filings	Hearings	Transactions	Concluded	Final Judgmt	Def Judgmt	Cont	Waived
Capias	CA	28	125	125	44	44	-	81	0
Civil Violation	CV	2	0	2	2	-	-	-	2
Felony	F	9	45	45	12	12	-	33	0
Infraction	I	11,937	9,271	14,882	11,912	6,301	-	2,970	5,611
Misdemeanor	M	1,075	2,229	2,230	1,076	1,075	-	1,154	1
Restricted O/L	RL	1	1	1	1	1	-	-	0
Show Cause	SC	67	169	169	74	74	-	95	0
Traffic Total		13,119	11,840	17,454	13,121	7,507	-	4,333	5,614

<u>Civil</u>		Filings	Hearings	Transactions	Concluded	Final Judgmt	Def Judgmt	Cont	Waived
Abstract	AJ	4	0	4	4	-	-	-	4
Admin License	AL	25	0	25	25	-	-	-	25
Bond Forfeiture	BF	4	2	5	3	-	-	2	3
Detinue	DT	7	9	11	7	3	2	4	2
Garnishment	GA	171	8	180	172	-	-	8	172
Impoundment	IM	6	0	6	6	-	-	-	6
Interrogatory	IN	10	10	21	11	-	-	10	11
Motion for Judgment	MJ	6	22	26	10	4	2	16	4
Overweight	OC	1	0	1	1	-	-	-	1
Other	OT	8	0	8	8	-	-	-	8
Protective Order	PO	14	4	19	15	-	-	4	15
Prelim Prot Order	PP	15	1	16	15	-	-	1	15
Petition-Restore Arms	PR	1	1	2	1	-	-	1	1
Show Cause	SC	12	9	17	12	4	-	5	8
Unlawful Detainer	UD	170	179	200	168	39	108	32	21
Warrant in Debt	WD	398	476	536	393	66	267	143	60
Civil Total		852	721	1,077	851	116	379	226	356

Southampton Totals	14,489	14,130	20,111	14,534	8,174	379	5,577	5,981
---------------------------	---------------	---------------	---------------	---------------	--------------	------------	--------------	--------------



CASELOAD STATISTICS OF THE GENERAL DISTRICT COURTS

January 2018 thru December 2018

Suffolk

District: 5

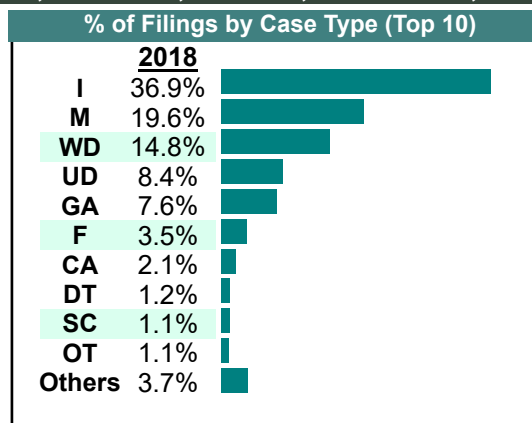
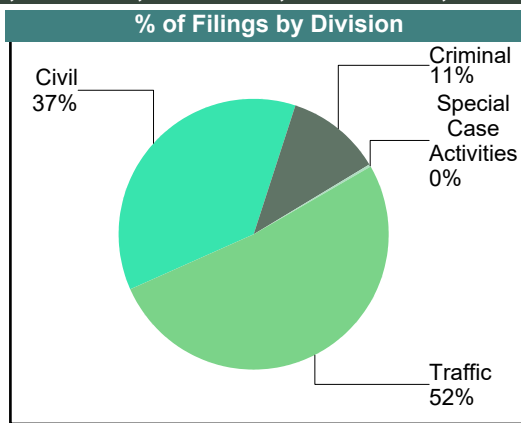
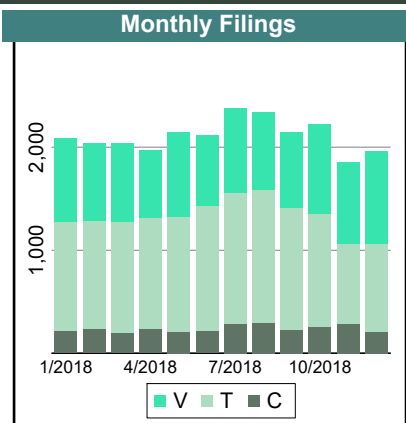
Court ID: 205800

<u>Criminal</u>		Filings	Hearings	Transactions	Concluded	Final Judgmt	Def Judgmt	Cont	Waived
Capias	CA	110	269	269	114	114	-	155	0
Civil Violation	CV	1	1	1	1	1	-	-	0
Felony	F	883	3,600	3,601	1,075	1,074	-	2,525	1
Misdemeanor	M	1,846	4,522	4,610	1,801	1,713	-	2,799	88
Show Cause	SC	41	101	101	48	48	-	53	0
Criminal Total		2,881	8,493	8,582	3,039	2,950	-	5,532	89

<u>Traffic</u>		Filings	Hearings	Transactions	Concluded	Final Judgmt	Def Judgmt	Cont	Waived
Capias	CA	404	903	903	417	417	-	483	0
Civil Violation	CV	85	253	253	74	74	-	178	0
Felony	F	3	11	11	2	2	-	9	0
Infraction	I	9,334	10,293	13,968	9,387	5,712	-	4,547	3,675
Misdemeanor	M	3,105	9,033	9,038	3,293	3,288	-	5,733	5
Show Cause	SC	129	320	320	135	135	-	178	0
Traffic Total		13,060	20,813	24,493	13,308	9,628	-	11,128	3,680

<u>Civil</u>		Filings	Hearings	Transactions	Concluded	Final Judgmt	Def Judgmt	Cont	Waived
Abstract	AJ	56	0	56	56	-	-	-	56
Capias	CA	7	0	7	7	-	-	-	7
Counter Claim	CC	2	1	2	2	1	-	-	1
Detinue	DT	299	191	356	301	16	120	53	165
Garnishment	GA	1,930	374	2,296	1,922	-	-	371	1,922
Interrogatory	IN	139	132	262	130	-	-	126	130
Mental Commitment	MC	60							
Motion for Judgment	MJ	62	77	89	58	10	36	29	12
Overweight	OC	119	92	205	113	-	-	89	113
Other	OT	277	47	282	237	2	-	5	235
Protective Order	PO	99	67	160	93	-	-	59	93
Prelim Prot Order	PP	88	84	163	79	-	-	75	79
Petition-Restore Arms	PR	0	1	2	1	-	-	1	1
Show Cause	SC	120	65	166	110	-	9	47	101
Tenants Assertion	TA	8	14	20	8	2	-	12	6
Unlawful Detainer	UD	2,127	1,664	2,418	2,123	256	1,113	290	754
Warrant in Debt	WD	3,746	4,088	5,291	3,691	228	2,260	1,585	1,203
Zoning Viol	ZO	216	320	457	215	6	72	241	137
Civil Total		9,355	7,237	12,299	9,193	521	3,610	2,996	5,062

Suffolk Totals		25,296	36,543	45,374	25,540	13,099	3,610	19,656	8,831
-----------------------	--	---------------	---------------	---------------	---------------	---------------	--------------	---------------	--------------



Filings by Court & Division

	<u>Franklin City</u>		<u>Isle of Wight</u>		<u>Southampton</u>		<u>Suffolk</u>		<u>Total</u>
C Misdemeanor	348	10%	855	25%	342	10%	1,846	54%	3,391
Felony	179	12%	337	22%	119	8%	883	58%	1,518
Capias	30	14%	63	29%	18	8%	110	50%	221
Show Cause	45	21%	94	44%	35	16%	41	19%	215
Civil Violation	9	15%	48	77%	4	6%	1	2%	62
Total	611	11%	1,397	26%	518	10%	2,881	53%	5,407
T Infraction	1,215	4%	5,778	20%	11,937	42%	9,334	33%	28,264
Misdemeanor	303	5%	1,181	21%	1,075	19%	3,105	55%	5,664
Capias	6	1%	92	17%	28	5%	404	76%	530
Show Cause	25	6%	169	43%	67	17%	129	33%	390
Civil Violation	1	1%	1	1%	2	2%	85	96%	89
Felony	2	7%	13	48%	9	33%	3	11%	27
Restricted O/L	1	33%	1	33%	1	33%	-	0%	3
Total	1,553	4%	7,235	21%	13,119	38%	13,060	37%	34,967
V Warrant in Debt	779	14%	704	13%	398	7%	3,746	67%	5,627
Garnishment	835	25%	342	10%	171	5%	1,930	59%	3,278
Unlawful Detainer	324	10%	595	19%	170	5%	2,127	66%	3,216
Detinue	87	20%	35	8%	7	2%	299	70%	428
Other	1	0%	47	14%	8	2%	277	83%	333
Zoning Viol	-	0%	-	0%	-	0%	216	100%	216
Interrogatory	18	9%	41	20%	10	5%	139	67%	208
Show Cause	5	3%	31	18%	12	7%	120	71%	168
Prelim Prot Order	14	10%	29	20%	15	10%	88	60%	146
Protective Order	14	10%	16	11%	14	10%	99	69%	143
Admin License	3	2%	112	80%	25	18%	-	0%	140
Overweight	-	0%	-	0%	1	1%	119	99%	120
Motion for Judgment	15	14%	25	23%	6	6%	62	57%	108
Abstract	3	4%	8	11%	4	6%	56	79%	71
Mental Commitment	-	0%	-	0%	-	0%	60	100%	60
Impoundment	3	9%	25	74%	6	18%	-	0%	34
Bond Forfeiture	2	10%	15	71%	4	19%	-	0%	21
Capias	3	27%	1	9%	-	0%	7	64%	11
Tenants Assertion	1	11%	-	0%	-	0%	8	89%	9
Counter Claim	-	0%	-	0%	-	0%	2	100%	2
Petition-Restore Arms	-	0%	1	50%	1	50%	-	0%	2
Total	2,107	15%	2,027	14%	852	6%	9,355	65%	14,341
Total	4,271	8%	10,659	19%	14,489	26%	25,296	46%	54,715

CASELOAD STATISTICS OF THE GENERAL DISTRICT COURTS

January 2018 thru December 2018

Brunswick

District: **6**

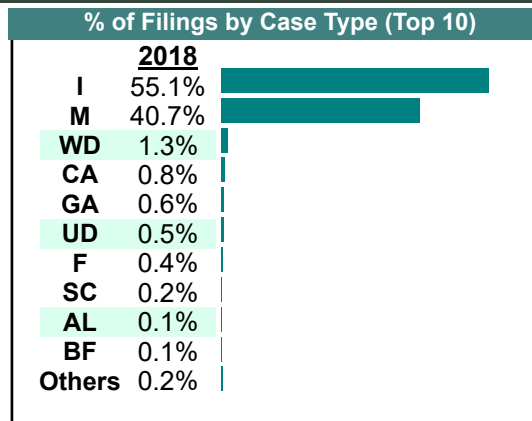
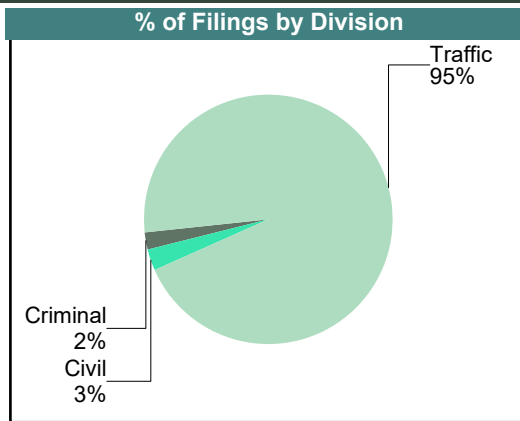
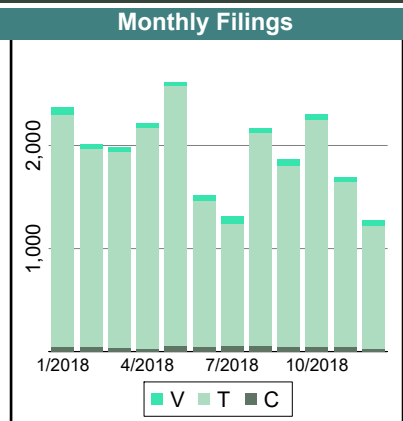
Court ID: **206025**

Criminal		Filings	Hearings	Transactions	Concluded	Final Judgmt	Def Judgmt	Cont	Waived
Capias	CA	82	291	291	99	99	-	192	0
Civil Violation	CV	5	33	33	6	6	-	27	0
Felony	F	89	334	334	94	94	-	240	0
Misdemeanor	M	345	1,038	1,049	355	344	-	694	11
Show Cause	SC	28	96	96	39	39	-	57	0
Criminal Total		549	1,792	1,803	593	582	-	1,210	11

Traffic		Filings	Hearings	Transactions	Concluded	Final Judgmt	Def Judgmt	Cont	Waived
Capias	CA	106	358	358	125	125	-	233	0
Civil Violation	CV	2	2	2	1	1	-	1	0
Felony	F	2	9	9	2	2	-	7	0
Infraction	I	12,851	9,352	15,247	12,874	6,979	-	2,370	5,895
Misdemeanor	M	9,161	13,355	13,409	9,155	9,101	-	4,252	54
Motion	MO	1	1	1	1	1	-	-	0
Show Cause	SC	14	52	52	16	16	-	36	0
Traffic Total		22,137	23,129	29,078	22,174	16,225	-	6,899	5,949

Civil		Filings	Hearings	Transactions	Concluded	Final Judgmt	Def Judgmt	Cont	Waived
Abstract	AJ	3	0	3	3	-	-	-	3
Admin License	AL	28	2	28	26	-	-	-	26
Bond Forfeiture	BF	13	28	41	17	-	4	24	13
Capias	CA	2	2	4	2	-	-	2	2
Detinue	DT	3	2	4	3	-	1	1	2
Garnishment	GA	132	14	147	133	-	-	14	133
Impoundment	IM	5	0	5	5	-	-	-	5
Interrogatory	IN	9	14	22	8	-	-	14	8
Motion for Judgment	MJ	3	4	7	5	1	1	2	3
Overweight	OC	11	6	17	11	-	-	6	11
Other	OT	2	0	2	2	-	-	-	2
Protective Order	PO	5	1	6	5	-	-	1	5
Prelim Prot Order	PP	6	1	7	6	-	-	1	6
Show Cause	SC	7	12	19	7	-	-	12	7
Unlawful Detainer	UD	107	90	136	107	31	30	28	46
Warrant in Debt	WD	306	338	450	300	44	144	150	112
Civil Total		642	514	898	640	76	180	255	384

Brunswick Totals	23,328	25,435	31,779	23,407	16,883	180	8,364	6,344
-------------------------	---------------	---------------	---------------	---------------	---------------	------------	--------------	--------------



CASELOAD STATISTICS OF THE GENERAL DISTRICT COURTS

January 2018 thru December 2018

Emporia

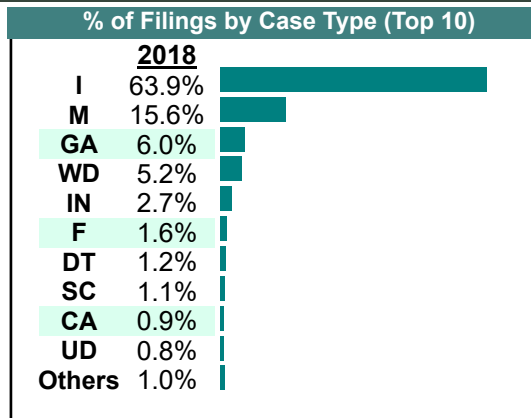
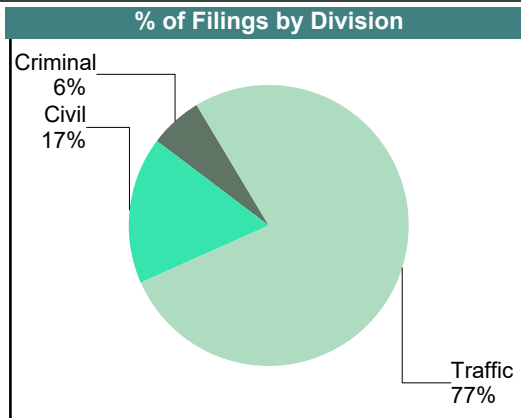
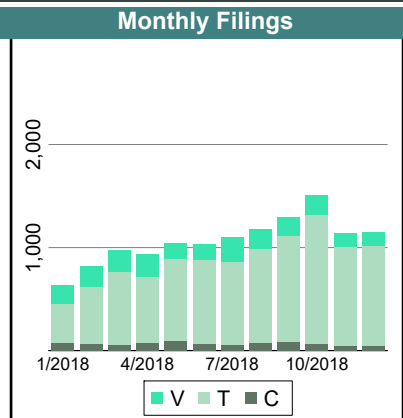
District: **6**
Court ID: **206595**

Criminal		Filings	Hearings	Transactions	Concluded	Final Judgmt	Def Judgmt	Cont	Waived
Capias	CA	63	328	328	97	97	-	231	0
Civil Violation	CV	14	42	42	11	11	-	30	0
Felony	F	205	866	866	198	198	-	667	0
Misdemeanor	M	442	1,816	1,818	485	483	-	1,331	2
Show Cause	SC	75	381	381	110	110	-	271	0
Criminal Total		799	3,433	3,435	901	899	-	2,530	2

Traffic		Filings	Hearings	Transactions	Concluded	Final Judgmt	Def Judgmt	Cont	Waived
Capias	CA	45	195	195	81	81	-	114	0
Felony	F	5	29	29	9	9	-	20	0
Infraction	I	8,188	5,791	9,910	8,188	4,069	-	1,705	4,119
Misdemeanor	M	1,561	2,967	2,972	1,549	1,544	-	1,416	5
Show Cause	SC	49	177	177	63	63	-	113	0
Traffic Total		9,848	9,159	13,283	9,890	5,766	-	3,368	4,124

Civil		Filings	Hearings	Transactions	Concluded	Final Judgmt	Def Judgmt	Cont	Waived
Abstract	AJ	2	0	2	2	-	-	-	2
Admin License	AL	61	19	76	57	-	-	14	57
Bond Forfeiture	BF	8	17	25	9	1	-	16	8
Capias	CA	4	5	7	2	-	-	5	2
Detinue	DT	158	95	182	158	14	57	24	87
Garnishment	GA	764	6	767	761	-	-	5	761
Impoundment	IM	26	1	26	25	-	-	-	25
Interrogatory	IN	344	29	371	342	-	-	29	342
Motion for Judgment	MJ	3	6	7	3	2	-	4	1
Other	OT	6	0	6	6	-	-	-	6
Protective Order	PO	3	1	5	4	-	-	1	4
Prelim Prot Order	PP	3	0	3	3	-	-	-	3
Show Cause	SC	12	8	18	10	-	-	8	10
Unlawful Detainer	UD	107	103	131	109	37	44	22	28
Warrant in Debt	WD	661	720	829	667	73	485	162	109
Civil Total		2,162	1,010	2,455	2,158	127	586	290	1,445

Emporia Totals		12,809	13,602	19,173	12,949	6,792	586	6,188	5,571
-----------------------	--	---------------	---------------	---------------	---------------	--------------	------------	--------------	--------------



CASELOAD STATISTICS OF THE GENERAL DISTRICT COURTS

January 2018 thru December 2018

Greenville

District: **6**

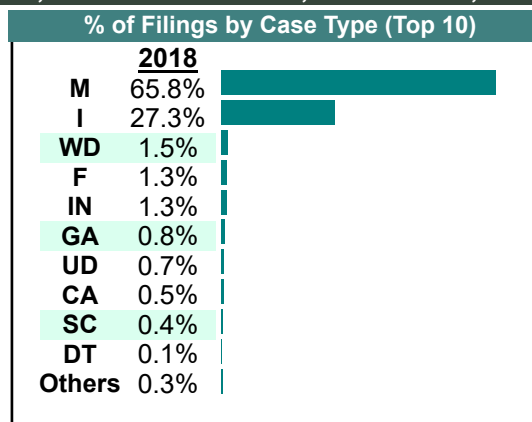
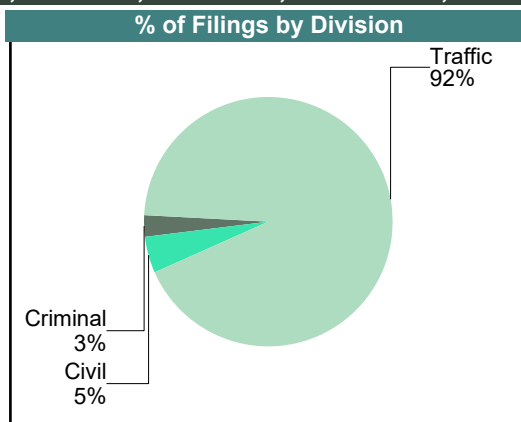
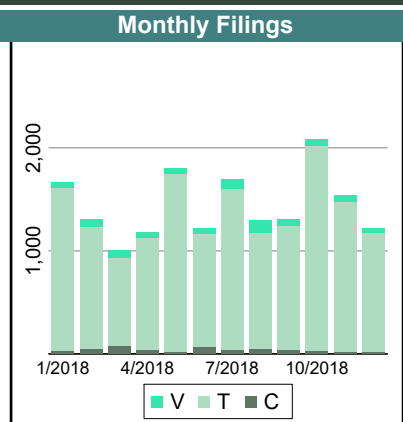
Court ID: **206081**

<u>Criminal</u>		Filings	Hearings	Transactions	Concluded	Final Judgmt	Def Judgmt	Cont	Waived
Capias	CA	34	166	166	44	44	-	122	0
Civil Violation	CV	7	17	17	6	6	-	11	0
Felony	F	222	823	823	181	181	-	642	0
Misdemeanor	M	199	754	754	182	182	-	572	0
Show Cause	SC	36	154	154	45	45	-	109	0
Criminal Total		498	1,914	1,914	458	458	-	1,456	0

<u>Traffic</u>		Filings	Hearings	Transactions	Concluded	Final Judgmt	Def Judgmt	Cont	Waived
Capias	CA	54	199	199	59	59	-	140	0
Felony	F	9	39	39	10	10	-	29	0
Infraction	I	4,735	3,960	6,162	4,636	2,434	-	1,492	2,202
Misdemeanor	M	11,191	16,071	16,085	10,902	10,888	-	5,164	14
Show Cause	SC	29	93	93	23	23	-	70	0
Traffic Total		16,018	20,362	22,578	15,630	13,414	-	6,895	2,216

<u>Civil</u>		Filings	Hearings	Transactions	Concluded	Final Judgmt	Def Judgmt	Cont	Waived
Abstract	AJ	6	0	6	6	-	-	-	6
Admin License	AL	13	2	13	11	-	-	1	11
Bond Forfeiture	BF	11	32	42	13	1	2	29	10
Capias	CA	1	0	1	1	-	-	-	1
Detinue	DT	14	10	19	14	3	2	5	9
Garnishment	GA	134	5	140	135	-	-	5	135
Impoundment	IM	1	0	1	1	-	-	-	1
Interrogatory	IN	226	20	244	224	-	-	20	224
Motion for Judgment	MJ	2	2	2	1	1	-	1	0
Overweight	OC	1	0	1	1	-	-	-	1
Other	OT	2	2	4	2	-	-	2	2
Protective Order	PO	2	0	2	2	-	-	-	2
Prelim Prot Order	PP	5	0	5	5	-	-	-	5
Petition-Restore Arms	PR	1	2	3	1	-	-	2	1
Show Cause	SC	6	5	11	6	-	-	5	6
Unlawful Detainer	UD	120	99	148	122	25	48	26	49
Warrant in Debt	WD	257	289	351	262	42	158	88	62
Civil Total		802	468	993	807	72	210	184	525

Greenville Totals	17,318	22,744	25,485	16,895	13,944	210	8,535	2,741
--------------------------	---------------	---------------	---------------	---------------	---------------	------------	--------------	--------------



CASELOAD STATISTICS OF THE GENERAL DISTRICT COURTS

January 2018 thru December 2018

Hopewell

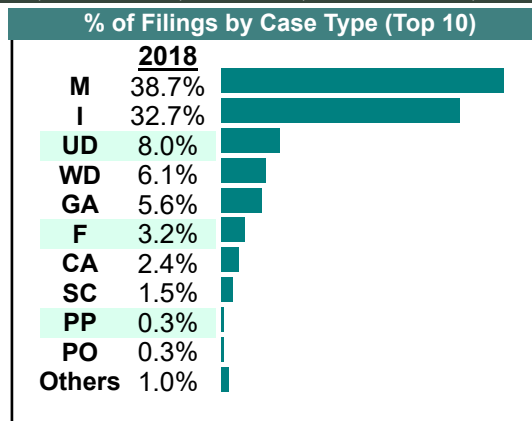
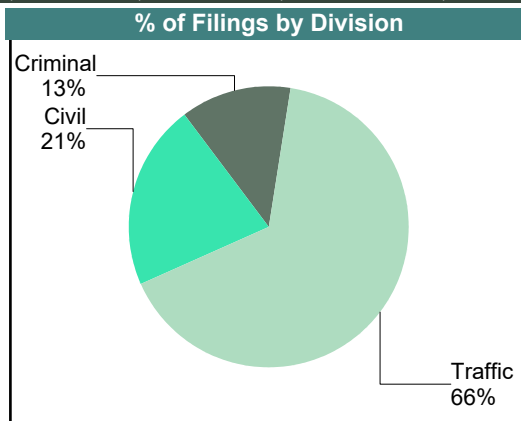
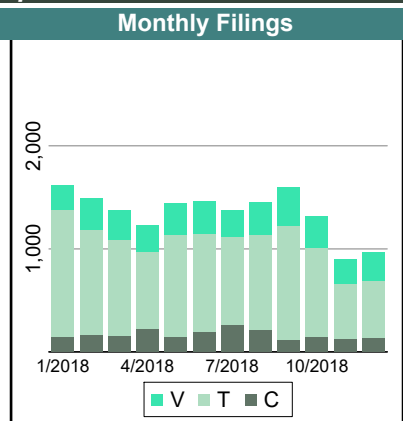
District: 6
Court ID: 206670

<u>Criminal</u>		Filings	Hearings	Transactions	Concluded	Final Judgmt	Def Judgmt	Cont	Waived
Capias	CA	180	624	624	176	176	-	448	0
Civil Violation	CV	27	60	60	22	22	-	38	0
Felony	F	488	2,089	2,089	457	457	-	1,632	0
Misdemeanor	M	1,281	3,551	3,574	1,241	1,218	-	2,333	23
Motion	MO	2	2	2	2	2	-	-	0
Show Cause	SC	82	216	216	85	85	-	131	0
Criminal Total		2,060	6,542	6,565	1,983	1,960	-	4,582	23

<u>Traffic</u>		Filings	Hearings	Transactions	Concluded	Final Judgmt	Def Judgmt	Cont	Waived
Capias	CA	215	905	905	252	252	-	653	0
Felony	F	27	112	112	23	23	-	89	0
Infraction	I	5,308	4,980	7,613	5,458	2,825	-	2,154	2,633
Misdemeanor	M	5,005	11,363	11,477	5,354	5,240	-	6,121	114
Restricted O/L	RL	1	1	1	0	-	-	-	0
Show Cause	SC	137	379	379	150	150	-	229	0
Traffic Total		10,693	17,740	20,487	11,237	8,490	-	9,246	2,747

<u>Civil</u>		Filings	Hearings	Transactions	Concluded	Final Judgmt	Def Judgmt	Cont	Waived
Abstract	AJ	12	0	12	12	-	-	-	12
Admin License	AL	28	6	30	24	-	-	3	24
Bond Forfeiture	BF	11	11	20	9	-	-	11	9
Capias	CA	1	3	5	2	-	-	3	2
Counter Claim	CC	1	3	4	1	-	-	3	1
Detinue	DT	32	13	34	32	1	10	2	21
Garnishment	GA	911	209	1,111	902	-	-	208	902
Interrogatory-Not	IC	1	0	1	1	-	-	-	1
Interrogatory	IN	30	42	72	30	-	-	42	30
Motion for Judgment	MJ	11	20	25	10	-	5	15	5
Other	OT	2	2	3	1	-	-	2	1
Protective Order	PO	53	6	57	51	-	-	4	51
Prelim Prot Order	PP	55	14	67	53	-	-	14	53
Petition-Restore Arms	PR	2	0	2	2	-	-	-	2
Show Cause	SC	26	27	54	27	-	-	26	27
Tenants Assertion	TA	3	9	11	3	1	-	8	2
Unlawful Detainer	UD	1,302	1,086	1,525	1,295	203	653	229	439
Warrant in Debt	WD	991	1,171	1,469	1,015	98	619	454	298
Civil Total		3,472	2,622	4,502	3,470	303	1,287	1,024	1,880

Hopewell Totals	16,225	26,904	31,554	16,690	10,753	1,287	14,852	4,650
------------------------	---------------	---------------	---------------	---------------	---------------	--------------	---------------	--------------



CASELOAD STATISTICS OF THE GENERAL DISTRICT COURTS

January 2018 thru December 2018

Prince George

District: 6

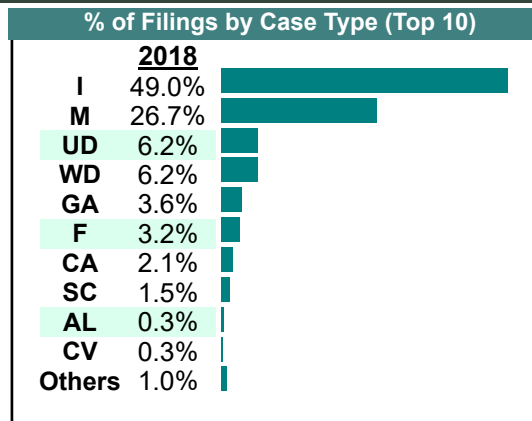
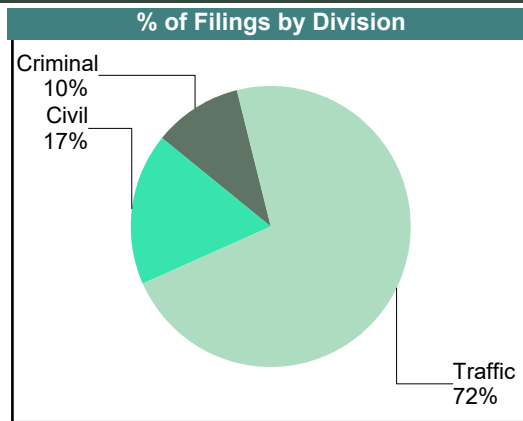
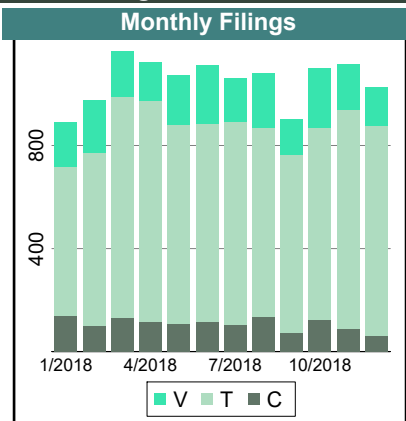
Court ID: 206149

<u>Criminal</u>		Filings	Hearings	Transactions	Concluded	Final Judgmt	Def Judgmt	Cont	Waived
Capias	CA	116	357	357	111	111	-	245	0
Civil Violation	CV	9	16	16	7	7	-	9	0
Felony	F	389	1,341	1,341	389	389	-	952	0
Misdemeanor	M	726	2,318	2,323	691	686	-	1,629	5
Show Cause	SC	72	191	191	67	67	-	124	0
Criminal Total		1,312	4,223	4,228	1,265	1,260	-	2,959	5

<u>Traffic</u>		Filings	Hearings	Transactions	Concluded	Final Judgmt	Def Judgmt	Cont	Waived
Capias	CA	143	425	425	155	155	-	270	0
Civil Violation	CV	25	92	92	20	20	-	72	0
Felony	F	16	55	55	14	14	-	41	0
Infraction	I	6,186	7,014	8,765	6,060	4,309	-	2,696	1,751
Misdemeanor	M	2,642	5,733	5,740	2,498	2,491	-	3,236	7
Show Cause	SC	102	254	254	90	90	-	164	0
Traffic Total		9,114	13,573	15,331	8,837	7,079	-	6,479	1,758

<u>Civil</u>		Filings	Hearings	Transactions	Concluded	Final Judgmt	Def Judgmt	Cont	Waived
Abstract	AJ	4	0	4	4	-	-	-	4
Admin License	AL	44	0	45	45	-	-	-	45
Attachment	AT	1	0	1	1	-	-	-	1
Bond Forfeiture	BF	1	4	4	0	-	-	4	0
Detinue	DT	10	19	24	10	4	1	14	5
Garnishment	GA	453	135	582	447	-	-	129	447
Impoundment	IM	21	0	21	21	-	-	-	21
Interrogatory	IN	1	2	3	1	-	-	2	1
Motion for Judgment	MJ	6	13	15	6	3	1	9	2
Overweight	OC	22	7	30	23	-	-	7	23
Other	OT	17	2	20	18	-	-	2	18
Protective Order	PO	13	6	20	14	-	-	4	14
Prelim Prot Order	PP	27	7	33	26	-	-	4	26
Show Cause	SC	15	6	20	15	-	1	5	14
Tenants Assertion	TA	3	6	9	5	2	-	4	3
Unlawful Detainer	UD	779	434	899	777	193	119	116	465
Warrant in Debt	WD	778	934	1,157	762	107	432	392	223
Civil Total		2,195	1,575	2,887	2,175	309	554	692	1,312

Prince George Totals		12,621	19,371	22,446	12,277	8,648	554	10,130	3,075
-----------------------------	--	---------------	---------------	---------------	---------------	--------------	------------	---------------	--------------



CASELOAD STATISTICS OF THE GENERAL DISTRICT COURTS

January 2018 thru December 2018

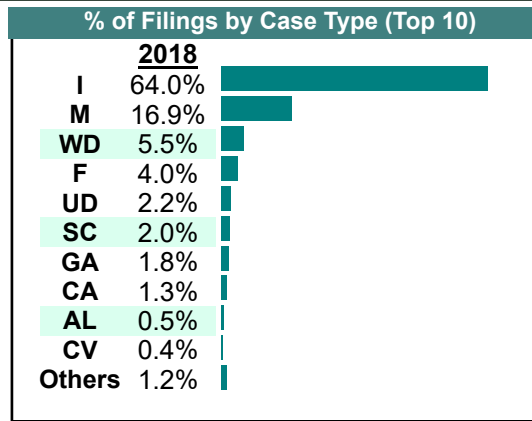
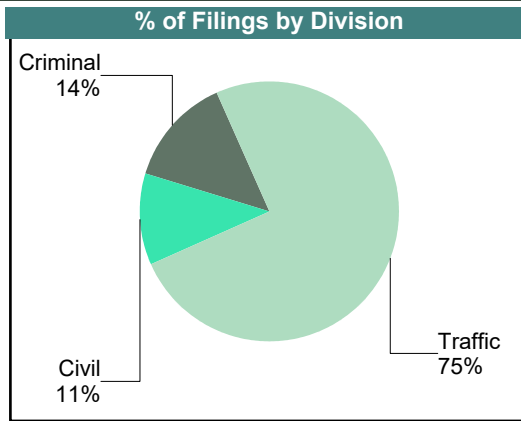
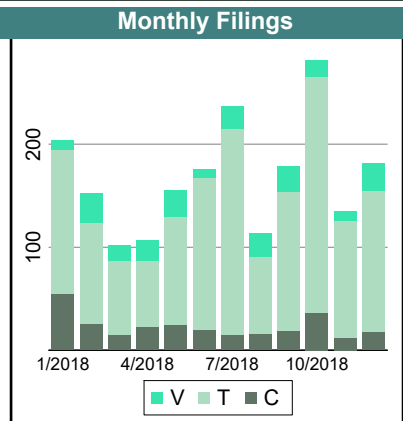
Surry
District: 6
Court ID: 206181

<u>Criminal</u>		Filings	Hearings	Transactions	Concluded	Final Judgmt	Def Judgmt	Cont	Waived
Capias	CA	17	48	48	14	14	-	34	0
Civil Violation	CV	8	14	14	8	8	-	6	0
Felony	F	81	331	331	86	86	-	244	0
Misdemeanor	M	154	462	473	179	168	-	294	11
Show Cause	SC	19	69	69	17	17	-	51	0
Criminal Total		279	924	935	304	293	-	629	11

<u>Traffic</u>		Filings	Hearings	Transactions	Concluded	Final Judgmt	Def Judgmt	Cont	Waived
Capias	CA	10	48	48	20	20	-	28	0
Felony	F	1	4	4	2	2	-	2	0
Infraction	I	1,296	1,051	1,639	1,301	713	-	337	588
Misdemeanor	M	188	554	554	222	222	-	332	0
Show Cause	SC	22	63	63	26	26	-	37	0
Traffic Total		1,517	1,720	2,308	1,571	983	-	736	588

<u>Civil</u>		Filings	Hearings	Transactions	Concluded	Final Judgmt	Def Judgmt	Cont	Waived
Admin License	AL	11	0	11	11	-	-	-	11
Bond Forfeiture	BF	3	4	4	2	1	1	2	0
Detinue	DT	2	2	4	2	-	-	2	2
Garnishment	GA	37	22	56	34	-	-	22	34
Impoundment	IM	3	2	3	1	-	-	-	1
Interrogatory	IN	2	7	8	1	-	-	7	1
Motion for Judgment	MJ	6	6	8	3	1	-	3	2
Protective Order	PO	3	0	4	4	-	-	-	4
Prelim Prot Order	PP	4	4	8	4	-	-	4	4
Petition-Restore Arms	PR	1	0	1	1	-	-	-	1
Tenants Assertion	TA	1	0	1	1	-	-	-	1
Unlawful Detainer	UD	45	49	61	41	16	13	18	12
Warrant in Debt	WD	111	168	224	133	20	57	90	56
Civil Total		229	264	393	238	38	71	148	129

Surry Totals		2,025	2,908	3,636	2,113	1,314	71	1,513	728
---------------------	--	--------------	--------------	--------------	--------------	--------------	-----------	--------------	------------



CASELOAD STATISTICS OF THE GENERAL DISTRICT COURTS

January 2018 thru December 2018

Sussex

District: 6

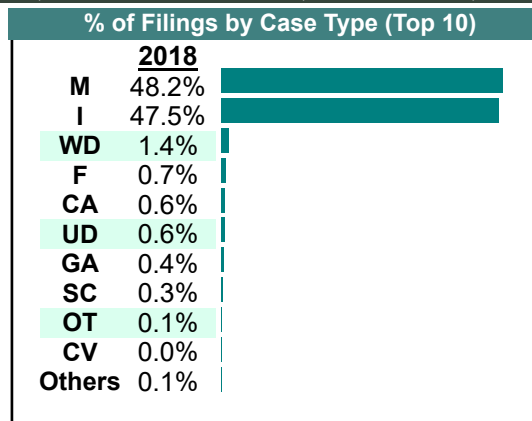
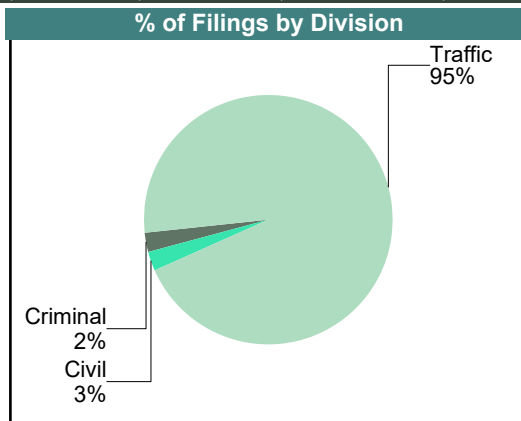
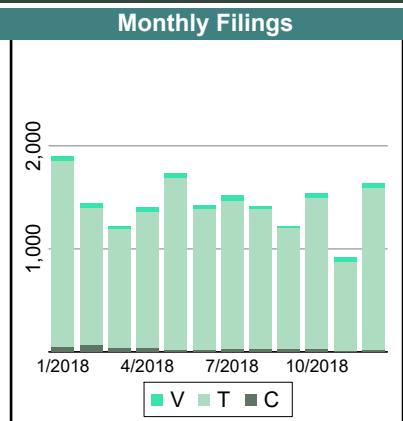
Court ID: 206183

Criminal		Filings	Hearings	Transactions	Concluded	Final Judgmt	Def Judgmt	Cont	Waived
Capias	CA	25	91	91	32	32	-	59	0
Civil Violation	CV	5	10	10	4	4	-	6	0
Felony	F	115	531	531	134	134	-	397	0
Misdemeanor	M	235	726	731	274	269	-	455	5
Show Cause	SC	18	62	62	22	22	-	38	0
Criminal Total		398	1,420	1,425	466	461	-	955	5

Traffic		Filings	Hearings	Transactions	Concluded	Final Judgmt	Def Judgmt	Cont	Waived
Capias	CA	82	269	269	80	80	-	189	0
Civil Violation	CV	0	7	7	4	4	-	3	0
Felony	F	12	52	52	14	14	-	38	0
Infraction	I	8,249	7,237	10,258	8,300	5,279	-	1,933	3,021
Misdemeanor	M	8,129	11,839	11,866	8,248	8,221	-	3,585	27
Show Cause	SC	33	137	137	35	35	-	102	0
Traffic Total		16,505	19,541	22,589	16,681	13,633	-	5,850	3,048

Civil		Filings	Hearings	Transactions	Concluded	Final Judgmt	Def Judgmt	Cont	Waived
Abstract	AJ	3	1	4	3	-	-	1	3
Admin License	AL	1	2	3	1	-	-	2	1
Detinue	DT	2	0	2	2	-	-	-	2
Garnishment	GA	71	7	75	68	-	-	6	68
Interrogatory	IN	2	2	5	3	-	-	2	3
Motion for Judgment	MJ	2	6	7	2	1	-	5	1
Overweight	OC	3	2	5	3	-	-	2	3
Other	OT	23	28	43	19	2	2	20	15
Protective Order	PO	3	2	4	2	-	-	1	2
Prelim Prot Order	PP	4	6	8	2	-	-	4	2
Show Cause	SC	2	11	15	4	-	-	10	4
Unlawful Detainer	UD	101	89	124	97	53	9	26	35
Warrant in Debt	WD	239	311	378	242	151	24	132	67
Civil Total		456	467	673	448	207	35	211	206

Sussex Totals		17,359	21,428	24,687	17,595	14,301	35	7,016	3,259
----------------------	--	---------------	---------------	---------------	---------------	---------------	-----------	--------------	--------------



Filings by Court & Division

	Brunswick	Emporia	Greenville	Hopewell	Prince George	Surry	Sussex	Total	
C	Misdemeanor	345 10%	442 13%	199 6%	1,281 38%	726 21%	154 5%	235 7%	3,382
	Felony	89 6%	205 13%	222 14%	488 31%	389 24%	81 5%	115 7%	1,589
	Capias	82 16%	63 12%	34 7%	180 35%	116 22%	17 3%	25 5%	517
	Show Cause	28 8%	75 23%	36 11%	82 25%	72 22%	19 6%	18 5%	330
	Civil Violation	5 7%	14 19%	7 9%	27 36%	9 12%	8 11%	5 7%	75
	Motion	- 0%	- 0%	- 0%	2 100%	- 0%	- 0%	- 0%	2
	Total	549 9%	799 14%	498 8%	2,060 35%	1,312 22%	279 5%	398 7%	5,895
T	Infraction	12,851 27%	8,188 17%	4,735 10%	5,308 11%	6,186 13%	1,296 3%	8,249 18%	46,813
	Misdemeanor	9,161 24%	1,561 4%	11,191 30%	5,005 13%	2,642 7%	188 0%	8,129 21%	37,877
	Capias	106 16%	45 7%	54 8%	215 33%	143 22%	10 2%	82 13%	655
	Show Cause	14 4%	49 13%	29 8%	137 35%	102 26%	22 6%	33 9%	386
	Felony	2 3%	5 7%	9 13%	27 38%	16 22%	1 1%	12 17%	72
	Civil Violation	2 7%	- 0%	- 0%	- 0%	25 93%	- 0%	- 0%	27
	Motion	1 100%	- 0%	- 0%	- 0%	- 0%	- 0%	- 0%	1
	Restricted O/L	- 0%	- 0%	- 0%	1 100%	- 0%	- 0%	- 0%	1
	Total	22,137 26%	9,848 11%	16,018 19%	10,693 12%	9,114 11%	1,517 2%	16,505 19%	85,832
V	Warrant in Debt	306 9%	661 20%	257 8%	991 30%	778 23%	111 3%	239 7%	3,343
	Unlawful Detainer	107 4%	107 4%	120 5%	1,302 51%	779 30%	45 2%	101 4%	2,561
	Garnishment	132 5%	764 31%	134 5%	911 36%	453 18%	37 1%	71 3%	2,502
	Interrogatory	9 1%	344 56%	226 37%	30 5%	1 0%	2 0%	2 0%	614
	Detinue	3 1%	158 71%	14 6%	32 14%	10 5%	2 1%	2 1%	221
	Admin License	28 15%	61 33%	13 7%	28 15%	44 24%	11 6%	1 1%	186
	Prelim Prot Order	6 6%	3 3%	5 5%	55 53%	27 26%	4 4%	4 4%	104

	Brunswick	Emporia	Greenville	Hopewell	Prince George	Surry	Sussex	Total
V Protective Order	5	3	2	53	13	3	3	82
	6%	4%	2%	65%	16%	4%	4%	
Show Cause	7	12	6	26	15	-	2	68
	10%	18%	9%	38%	22%	0%	3%	
Impoundment	5	26	1	-	21	3	-	56
	9%	46%	2%	0%	38%	5%	0%	
Other	2	6	2	2	17	-	23	52
	4%	12%	4%	4%	33%	0%	44%	
Bond Forfeiture	13	8	11	11	1	3	-	47
	28%	17%	23%	23%	2%	6%	0%	
Overweight	11	-	1	-	22	-	3	37
	30%	0%	3%	0%	59%	0%	8%	
Motion for Judgment	3	3	2	11	6	6	2	33
	9%	9%	6%	33%	18%	18%	6%	
Abstract	3	2	6	12	4	-	3	30
	10%	7%	20%	40%	13%	0%	10%	
Capias	2	4	1	1	-	-	-	8
	25%	50%	13%	13%	0%	0%	0%	
Tenants Assertion	-	-	-	3	3	1	-	7
	0%	0%	0%	43%	43%	14%	0%	
Petition-Restore Arms	-	-	1	2	-	1	-	4
	0%	0%	25%	50%	0%	25%	0%	
Attachment	-	-	-	-	1	-	-	1
	0%	0%	0%	0%	100%	0%	0%	
Counter Claim	-	-	-	1	-	-	-	1
	0%	0%	0%	100%	0%	0%	0%	
Interrogatory-Not	-	-	-	1	-	-	-	1
	0%	0%	0%	100%	0%	0%	0%	
Total	642	2,162	802	3,472	2,195	229	456	9,958
	6%	22%	8%	35%	22%	2%	5%	
Total	23,328	12,809	17,318	16,225	12,621	2,025	17,359	101,685
	23%	13%	17%	16%	12%	2%	17%	

CASELOAD STATISTICS OF THE GENERAL DISTRICT COURTS

January 2018 thru December 2018

Newport News-Civil

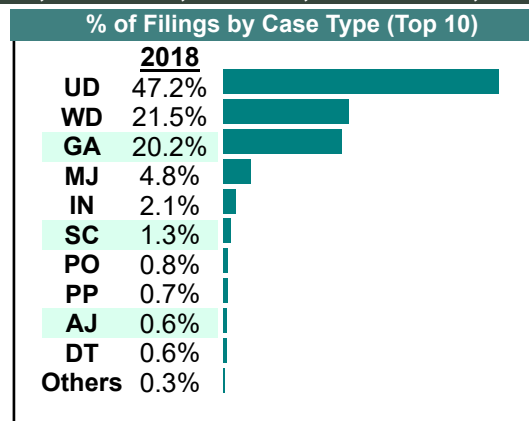
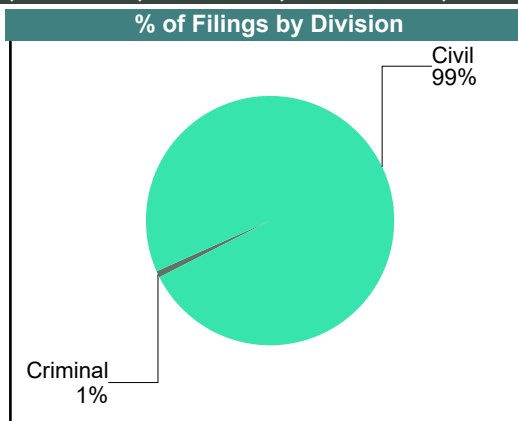
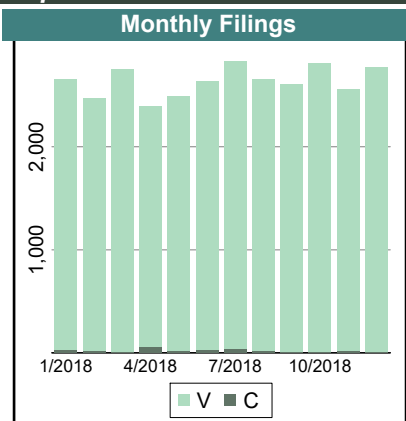
District: 7

Court ID: 207703

Criminal		Filings	Hearings	Transactions	Concluded	Final Judgmt	Def Judgmt	Cont	Waived
Capias	CA	9	21	21	12	12	-	9	0
Show Cause	SC	281	326	326	273	273	-	46	0
Criminal Total		290	347	347	285	285	-	55	0

Civil		Filings	Hearings	Transactions	Concluded	Final Judgmt	Def Judgmt	Cont	Waived
Abstract	AJ	182	0	182	182	-	-	-	182
Counter Claim	CC	17	17	27	14	4	-	13	10
Custody Relief	CR	1	1	1	0	-	-	1	0
Detinue	DT	174	117	204	168	16	65	36	87
Garnishment	GA	6,405	1,541	7,915	6,374	-	-	1,541	6,374
Interrogatory	IN	669	402	1,012	610	-	-	401	610
Motion for Judgment	MJ	1,505	1,243	1,858	1,498	85	798	360	615
Overweight	OC	9	3	13	10	-	-	3	10
Other	OT	18	12	28	17	-	1	11	16
Protective Order	PO	246	86	337	251	-	-	86	251
Prelim Prot Order	PP	230	7	237	230	-	-	7	230
Petition-Restore Arms	PR	1	0	1	1	-	-	-	1
Show Cause	SC	122	56	151	121	2	24	30	95
Tenants Assertion	TA	41	45	76	41	9	1	35	31
Third Party Claim	TH	4	3	6	3	-	-	3	3
Unlawful Detainer	UD	14,919	10,471	16,162	14,893	1,999	7,203	1,269	5,691
Warrant in Debt	WD	6,800	7,137	9,333	6,942	791	3,955	2,391	2,196
Civil Total		31,343	21,141	37,543	31,355	2,906	12,047	6,187	16,402

Newport News-Civil Totals		31,633	21,488	37,890	31,640	3,191	12,047	6,242	16,402
----------------------------------	--	---------------	---------------	---------------	---------------	--------------	---------------	--------------	---------------



CASELOAD STATISTICS OF THE GENERAL DISTRICT COURTS

January 2018 thru December 2018

Newport News-Criminal

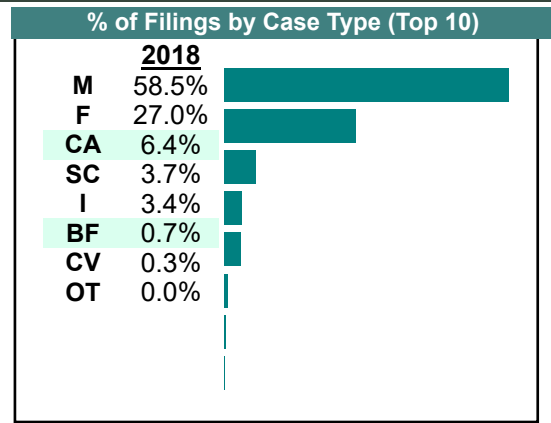
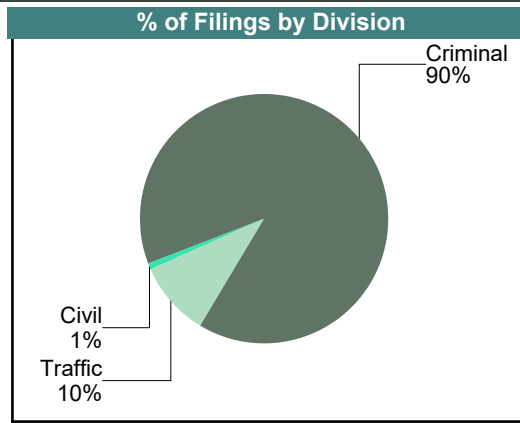
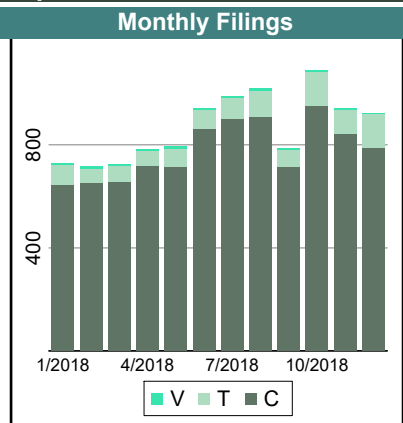
District: 7
Court ID: 207701

Criminal		Filings	Hearings	Transactions	Concluded	Final Judgmt	Def Judgmt	Cont	Waived
Capias	CA	636	2,157	2,157	723	723	-	1,433	0
Civil Violation	CV	34	43	43	33	33	-	10	0
Felony	F	2,799	8,591	9,274	2,414	1,731	-	6,859	683
Misdemeanor	M	5,538	14,878	15,055	5,070	4,893	-	9,981	177
Show Cause	SC	352	861	861	360	360	-	501	0
Criminal Total		9,359	26,530	27,390	8,600	7,740	-	18,784	860

Traffic		Filings	Hearings	Transactions	Concluded	Final Judgmt	Def Judgmt	Cont	Waived
Capias	CA	36	102	102	36	36	-	66	0
Felony	F	20	62	66	15	11	-	51	4
Infraction	I	351	867	875	256	248	-	618	8
Misdemeanor	M	565	1,660	1,663	465	462	-	1,196	3
Show Cause	SC	30	58	58	30	30	-	27	0
Traffic Total		1,002	2,749	2,764	802	787	-	1,958	15

Civil		Filings	Hearings	Transactions	Concluded	Final Judgmt	Def Judgmt	Cont	Waived
Bond Forfeiture	BF	69	72	115	54	-	11	52	43
Other	OT	4	1	4	4	-	1	-	3
Civil Total		73	73	119	58	0	12	52	46

Newport News-Criminal Totals		10,434	29,352	30,273	9,460	8,527	12	20,794	921
-------------------------------------	--	---------------	---------------	---------------	--------------	--------------	-----------	---------------	------------



CASELOAD STATISTICS OF THE GENERAL DISTRICT COURTS

January 2018 thru December 2018

Newport News-Traffic

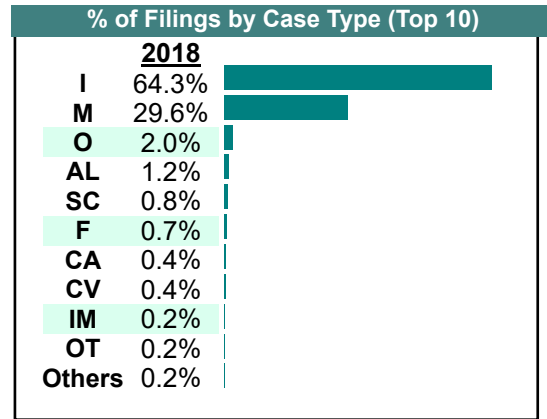
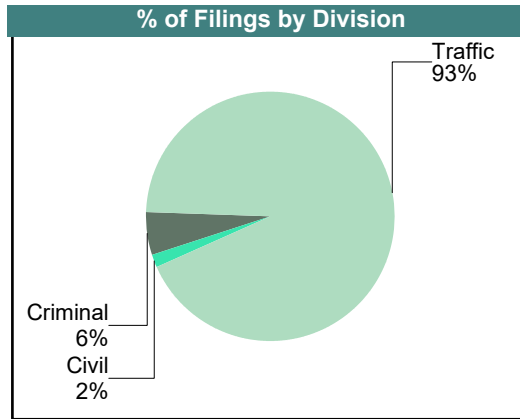
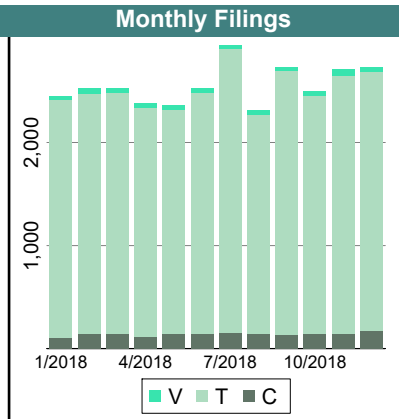
District: 7
Court ID: 207702

<u>Criminal</u>		<u>Filings</u>	<u>Hearings</u>	<u>Transactions</u>	<u>Concluded</u>	<u>Final Judgmt</u>	<u>Def Judgmt</u>	<u>Cont</u>	<u>Waived</u>
Capias	CA	62	208	208	76	76	-	132	0
Civil Violation	CV	126	433	433	110	110	-	323	0
Felony	F	207	729	729	171	171	-	558	0
Misdemeanor	M	1,119	3,460	3,461	945	944	-	2,516	1
Motion	MO	15	16	16	15	15	-	1	0
Show Cause	SC	168	368	368	175	175	-	193	0
Criminal Total		1,697	5,214	5,215	1,492	1,491	-	3,723	1

<u>Traffic</u>		<u>Filings</u>	<u>Hearings</u>	<u>Transactions</u>	<u>Concluded</u>	<u>Final Judgmt</u>	<u>Def Judgmt</u>	<u>Cont</u>	<u>Waived</u>
Capias	CA	73	334	334	167	167	-	167	0
Civil Violation	CV	1	4	4	1	1	-	3	0
Felony	F	2	3	3	0	-	-	3	0
Infraction	I	19,740	20,421	27,018	19,549	12,952	-	7,469	6,597
Misdemeanor	M	7,972	16,607	16,611	7,697	7,693	-	8,914	4
Motion	MO	2	3	3	2	2	-	1	0
Other	O	610	383	686	607	304	-	79	303
Restricted O/L	RL	7	7	7	7	7	-	-	0
Show Cause	SC	71	129	129	75	75	-	54	0
Traffic Total		28,478	37,891	44,795	28,105	21,201	-	16,690	6,904

<u>Civil</u>		<u>Filings</u>	<u>Hearings</u>	<u>Transactions</u>	<u>Concluded</u>	<u>Final Judgmt</u>	<u>Def Judgmt</u>	<u>Cont</u>	<u>Waived</u>
Admin License	AL	369	25	386	361	-	-	18	361
Bond Forfeiture	BF	38	53	81	32	4	-	44	28
Impoundment	IM	71	3	71	68	-	-	-	68
Other	OT	47	3	50	47	-	-	3	47
Civil Total		525	84	588	508	4	-	65	504

Newport News-Traffic Totals	30,700	43,189	50,598	30,105	22,696	0	20,478	7,409
------------------------------------	---------------	---------------	---------------	---------------	---------------	----------	---------------	--------------



Filings by Court & Division

	Newport News-Civil		Newport News-Criminal		Newport News-Traffic		Total
C Misdemeanor	-	0%	5,538	83%	1,119	17%	6,657
Felony	-	0%	2,799	93%	207	7%	3,006
Show Cause	281	35%	352	44%	168	21%	801
Capias	9	1%	636	90%	62	9%	707
Civil Violation	-	0%	34	21%	126	79%	160
Motion	-	0%	-	0%	15	100%	15
Total	290	3%	9,359	82%	1,697	15%	11,346
T Infraction	-	0%	351	2%	19,740	98%	20,091
Misdemeanor	-	0%	565	7%	7,972	93%	8,537
Other	-	0%	-	0%	610	100%	610
Capias	-	0%	36	33%	73	67%	109
Show Cause	-	0%	30	30%	71	70%	101
Felony	-	0%	20	91%	2	9%	22
Restricted O/L	-	0%	-	0%	7	100%	7
Motion	-	0%	-	0%	2	100%	2
Civil Violation	-	0%	-	0%	1	100%	1
Total	0	0%	1,002	3%	28,478	97%	29,480
V Unlawful Detainer	14,919	100%	-	0%	-	0%	14,919
Warrant in Debt	6,800	100%	-	0%	-	0%	6,800
Garnishment	6,405	100%	-	0%	-	0%	6,405
Motion for Judgment	1,505	100%	-	0%	-	0%	1,505
Interrogatory	669	100%	-	0%	-	0%	669
Admin License	-	0%	-	0%	369	100%	369
Protective Order	246	100%	-	0%	-	0%	246
Prelim Prot Order	230	100%	-	0%	-	0%	230
Abstract	182	100%	-	0%	-	0%	182
Detinue	174	100%	-	0%	-	0%	174
Show Cause	122	100%	-	0%	-	0%	122
Bond Forfeiture	-	0%	69	64%	38	36%	107
Impoundment	-	0%	-	0%	71	100%	71
Other	18	26%	4	6%	47	68%	69
Tenants Assertion	41	100%	-	0%	-	0%	41
Counter Claim	17	100%	-	0%	-	0%	17
Overweight	9	100%	-	0%	-	0%	9
Third Party Claim	4	100%	-	0%	-	0%	4
Custody Relief	1	100%	-	0%	-	0%	1
Petition-Restore Arms	1	100%	-	0%	-	0%	1
Total	31,343	98%	73	0%	525	2%	31,941
Total	31,633	43%	10,434	14%	30,700	42%	72,767

CASELOAD STATISTICS OF THE GENERAL DISTRICT COURTS

January 2018 thru December 2018

Hampton

District: 8

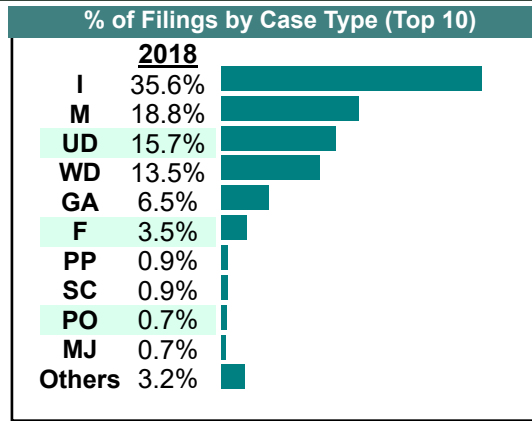
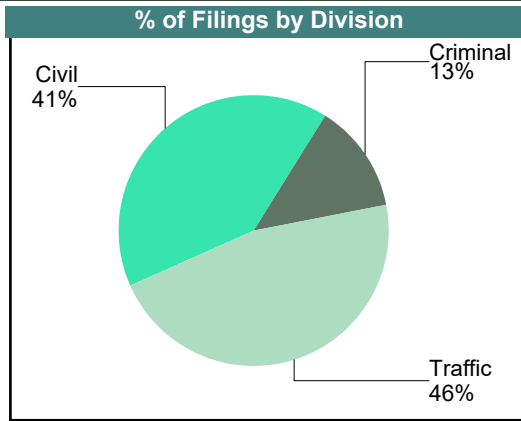
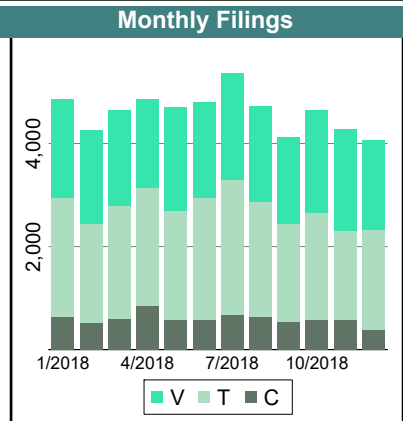
Court ID: 208650

<u>Criminal</u>		Filings	Hearings	Transactions	Concluded	Final Judgmt	Def Judgmt	Cont	Waived
Capias	CA	246	948	948	213	213	-	735	0
Civil Violation	CV	141	576	577	160	159	-	417	1
Felony	F	1,855	8,639	8,907	1,857	1,589	-	7,041	268
Misdemeanor	M	4,719	15,863	15,939	4,835	4,759	-	11,096	76
Other	O	1	1	1	0	-	-	1	0
Show Cause	SC	237	1,192	1,192	310	310	-	882	0
Criminal Total		7,199	27,219	27,564	7,375	7,030	-	20,172	345

<u>Traffic</u>		Filings	Hearings	Transactions	Concluded	Final Judgmt	Def Judgmt	Cont	Waived
Capias	CA	56	269	269	62	62	-	207	0
Civil Violation	CV	2	1	2	1	-	-	1	1
Felony	F	78	350	362	85	73	-	276	12
Infraction	I	19,715	21,653	27,935	20,009	13,727	-	7,925	6,282
Misdemeanor	M	5,673	14,015	14,024	5,823	5,814	-	8,200	9
Restricted O/L	RL	96	96	97	96	95	-	1	1
Show Cause	SC	25	107	107	34	34	-	73	0
Traffic Total		25,645	36,491	42,796	26,110	19,805	-	16,683	6,305

<u>Civil</u>		Filings	Hearings	Transactions	Concluded	Final Judgmt	Def Judgmt	Cont	Waived
Abstract	AJ	83	1	84	83	-	-	1	83
Admin License	AL	253	19	276	257	-	-	19	257
Bond Forfeiture	BF	157	126	251	148	1	22	103	125
Capias	CA	19	64	84	21	1	-	63	20
Counter Claim	CC	28	32	54	29	6	1	24	22
Detinue	DT	135	125	186	135	14	60	51	61
Garnishment	GA	3,585	697	4,272	3,575	-	-	697	3,575
Impoundment	IM	10	0	10	10	-	-	-	10
Interrogatory	IN	302	350	663	313	-	-	349	313
Motion for Judgment	MJ	362	399	520	391	17	253	128	121
Mechanic's Lien	ML	1	0	1	1	-	-	-	1
Overweight	OC	4	4	8	4	-	-	4	4
Other	OT	203	90	270	204	2	22	66	180
Protective Order	PO	384	134	524	390	-	-	133	390
Prelim Prot Order	PP	493	130	624	494	-	-	4	494
Petition-Restore Arms	PR	6	1	7	6	-	-	1	6
Show Cause	SC	220	165	382	220	1	2	162	217
Tenants Assertion	TA	38	46	68	40	16	2	28	22
Third Party Claim	TH	2	4	7	4	-	1	3	3
Unlawful Detainer	UD	8,708	6,328	9,909	8,696	1,060	4,055	1,208	3,581
Warrant in Debt	WD	7,474	8,378	10,652	7,469	841	4,354	3,170	2,274
Civil Total		22,467	17,093	28,852	22,490	1,959	8,772	6,214	11,759

Hampton Totals		55,311	80,803	99,212	55,975	28,794	8,772	43,069	18,409
-----------------------	--	---------------	---------------	---------------	---------------	---------------	--------------	---------------	---------------



Filings by Court & Division

<u>Hampton</u>			
C	Misdemeanor	4,719	8.5%
	Felony	1,855	3.4%
	Capias	246	0.4%
	Show Cause	237	0.4%
	Civil Violation	141	0.3%
	Other	1	0.0%
	Total	7,199	13%
T	Infraction	19,715	35.6%
	Misdemeanor	5,673	10.3%
	Restricted O/L	96	0.2%
	Felony	78	0.1%
	Capias	56	0.1%
	Show Cause	25	0.0%
	Civil Violation	2	0.0%
	Total	25,645	46%
V	Unlawful Detainer	8,708	15.7%
	Warrant in Debt	7,474	13.5%
	Garnishment	3,585	6.5%
	Prelim Prot Order	493	0.9%
	Protective Order	384	0.7%
	Motion for Judgment	362	0.7%
	Interrogatory	302	0.5%
	Admin License	253	0.5%
	Show Cause	220	0.4%
	Other	203	0.4%
	Bond Forfeiture	157	0.3%
	Detinue	135	0.2%
	Abstract	83	0.2%
	Tenants Assertion	38	0.1%
	Counter Claim	28	0.1%
	Capias	19	0.0%
	Impoundment	10	0.0%
	Petition-Restore Arms	6	0.0%
	Overweight	4	0.0%
	Third Party Claim	2	0.0%
Mechanic's Lien	1	0.0%	
Total	22,467	41%	
Total	55,311	100%	

CASELOAD STATISTICS OF THE GENERAL DISTRICT COURTS

January 2018 thru December 2018

Charles City

District: 9

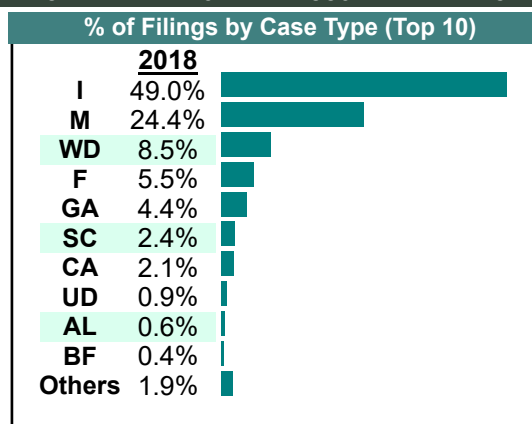
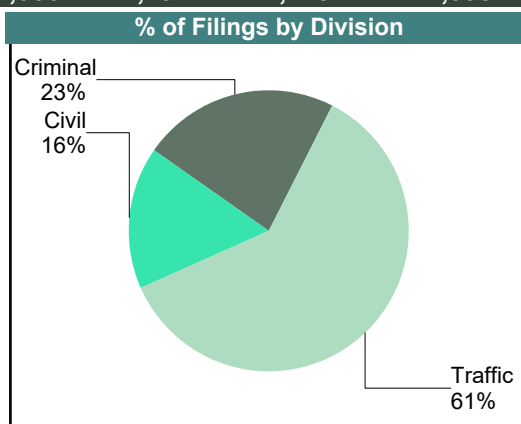
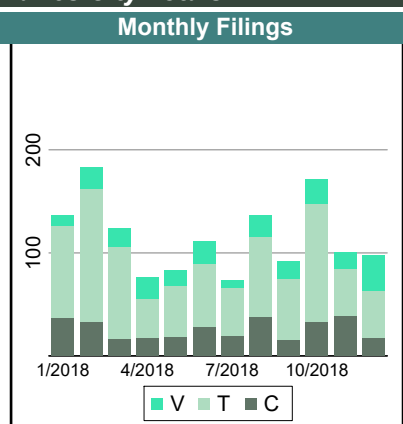
Court ID: 209036

<u>Criminal</u>		Filings	Hearings	Transactions	Concluded	Final Judgmt	Def Judgmt	Cont	Waived
Capias	CA	19	34	34	15	15	-	19	0
Civil Violation	CV	2	4	4	2	2	-	2	0
Felony	F	75	179	179	65	65	-	114	0
Misdemeanor	M	194	384	410	198	172	-	212	26
Motion	MO	4	4	4	4	4	-	-	0
Show Cause	SC	22	53	53	18	18	-	35	0
Criminal Total		316	658	684	302	276	-	382	26

<u>Traffic</u>		Filings	Hearings	Transactions	Concluded	Final Judgmt	Def Judgmt	Cont	Waived
Capias	CA	10	18	18	10	10	-	8	0
Felony	F	1	3	3	2	2	-	1	0
Infraction	I	679	588	909	688	367	-	221	321
Misdemeanor	M	144	330	330	154	154	-	176	0
Restricted O/L	RL	1	1	1	1	1	-	-	0
Show Cause	SC	8	12	12	6	6	-	6	0
Traffic Total		843	952	1,273	861	540	-	412	321

<u>Civil</u>		Filings	Hearings	Transactions	Concluded	Final Judgmt	Def Judgmt	Cont	Waived
Abstract	AJ	1	0	1	1	-	-	-	1
Admin License	AL	8	0	8	8	-	-	-	8
Bond Forfeiture	BF	5	1	5	5	-	1	-	4
Counter Claim	CC	1	4	5	2	1	-	3	1
Detinue	DT	1	3	4	2	1	-	2	1
Garnishment	GA	61	3	63	60	-	-	3	60
Interrogatory	IN	5	3	6	3	-	-	3	3
Motion for Judgment	MJ	3	24	31	8	1	-	23	7
Other	OT	1	0	1	1	-	-	-	1
Protective Order	PO	3	2	5	3	-	-	2	3
Prelim Prot Order	PP	3	1	4	3	-	-	1	3
Petition-Restore Arms	PR	1	1	2	1	-	-	1	1
Show Cause	SC	3	1	4	3	-	-	1	3
Unlawful Detainer	UD	13	15	20	14	6	3	6	5
Warrant in Debt	WD	118	123	162	121	22	60	41	39
Civil Total		227	181	321	235	31	64	86	140

Charles City Totals	1,386	1,791	2,278	1,398	847	64	880	487
----------------------------	--------------	--------------	--------------	--------------	------------	-----------	------------	------------



CASELOAD STATISTICS OF THE GENERAL DISTRICT COURTS

January 2018 thru December 2018

Gloucester

District: **9**

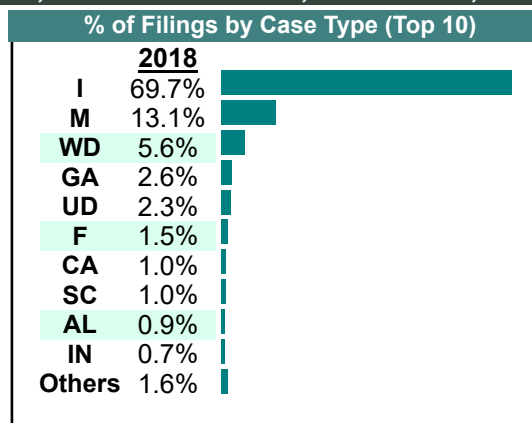
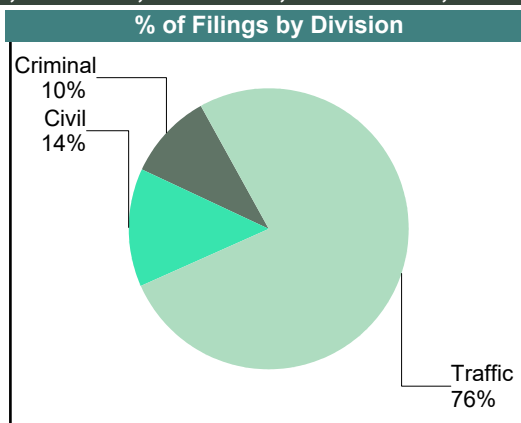
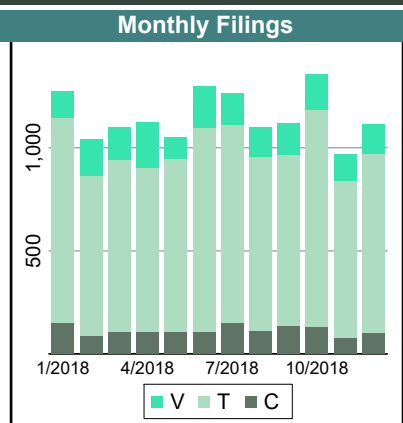
Court ID: **209073**

Criminal		Filings	Hearings	Transactions	Concluded	Final Judgmt	Def Judgmt	Cont	Waived
Capias	CA	116	315	315	127	127	-	188	0
Civil Violation	CV	42	108	109	36	35	-	70	1
Felony	F	190	453	542	200	111	-	340	89
Misdemeanor	M	970	2,406	2,467	993	932	-	1,467	61
Show Cause	SC	65	149	149	75	75	-	72	0
Criminal Total		1,383	3,431	3,582	1,431	1,280	-	2,137	151

Traffic		Filings	Hearings	Transactions	Concluded	Final Judgmt	Def Judgmt	Cont	Waived
Capias	CA	19	61	61	24	24	-	37	0
Civil Violation	CV	2	6	6	2	2	-	4	0
Felony	F	16	34	46	18	6	-	28	12
Infraction	I	9,635	9,324	10,792	9,608	8,140	-	1,153	1,468
Misdemeanor	M	839	1,857	1,860	875	872	-	981	3
Restricted O/L	RL	5	5	5	5	5	-	-	0
Show Cause	SC	37	73	73	35	35	-	37	0
Traffic Total		10,553	11,360	12,843	10,567	9,084	-	2,240	1,483

Civil		Filings	Hearings	Transactions	Concluded	Final Judgmt	Def Judgmt	Cont	Waived
Abstract	AJ	9	0	9	9	-	-	-	9
Admin License	AL	123	2	123	121	-	-	-	121
Bond Forfeiture	BF	7	4	9	6	1	-	2	5
Capias	CA	3	2	3	3	2	-	-	1
Detinue	DT	27	23	34	28	5	12	6	11
Garnishment	GA	354	27	377	350	-	-	27	350
Impoundment	IM	18	0	18	18	-	-	-	18
Interrogatory	IN	102	65	166	101	-	-	65	101
Motion for Judgment	MJ	1	1	1	0	-	-	1	0
Overweight	OC	1	0	1	1	-	-	-	1
Other	OT	13	3	14	11	-	-	1	11
Protective Order	PO	42	1	42	41	-	-	-	41
Prelim Prot Order	PP	51	12	63	51	-	-	2	51
Petition-Restore Arms	PR	2	0	2	2	-	-	-	2
Show Cause	SC	36	8	43	37	2	-	6	35
Tenants Assertion	TA	2	2	3	2	1	-	1	1
Unlawful Detainer	UD	322	234	415	334	47	106	81	181
Warrant in Debt	WD	770	725	1,041	765	88	361	276	316
Civil Total		1,883	1,109	2,364	1,880	146	479	468	1,255

Gloucester Totals	13,819	15,900	18,789	13,878	10,510	479	4,845	2,889
--------------------------	---------------	---------------	---------------	---------------	---------------	------------	--------------	--------------



CASELOAD STATISTICS OF THE GENERAL DISTRICT COURTS

January 2018 thru December 2018

King & Queen

District: 9

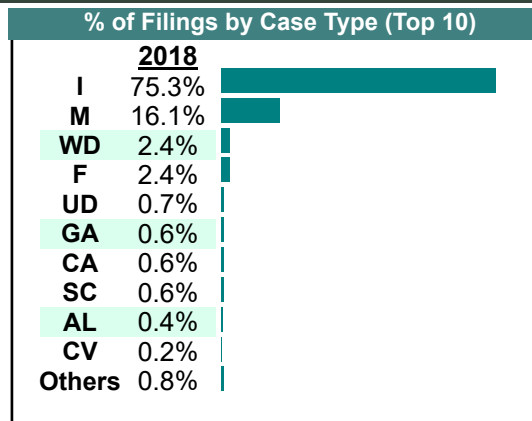
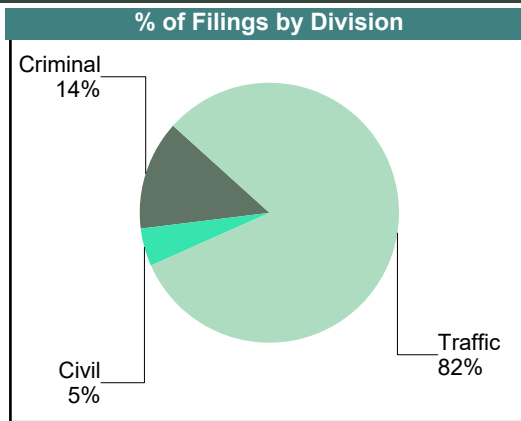
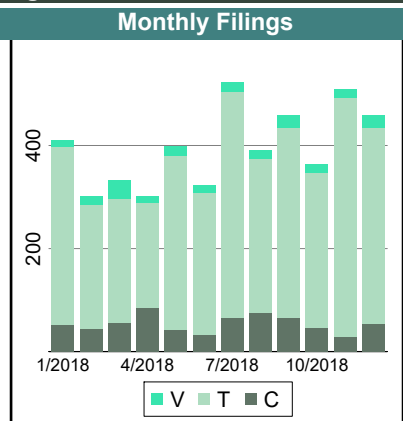
Court ID: 209097

<u>Criminal</u>		Filings	Hearings	Transactions	Concluded	Final Judgmt	Def Judgmt	Cont	Waived
Capias	CA	28	69	69	28	28	-	41	0
Civil Violation	CV	10	19	19	12	12	-	7	0
Felony	F	114	357	357	144	144	-	213	0
Misdemeanor	M	466	1,201	1,227	496	470	-	731	26
Motion	MO	5	5	5	5	5	-	-	0
Show Cause	SC	26	57	57	25	25	-	32	0
Criminal Total		649	1,708	1,734	710	684	-	1,024	26

<u>Traffic</u>		Filings	Hearings	Transactions	Concluded	Final Judgmt	Def Judgmt	Cont	Waived
Infraction	I	3,593	2,583	4,150	3,571	2,004	-	579	1,567
Misdemeanor	M	301	465	466	295	294	-	171	1
Restricted O/L	RL	3	3	3	3	3	-	-	0
Traffic Total		3,897	3,051	4,619	3,869	2,301	-	750	1,568

<u>Civil</u>		Filings	Hearings	Transactions	Concluded	Final Judgmt	Def Judgmt	Cont	Waived
Abstract	AJ	2	0	2	2	-	-	-	2
Admin License	AL	17	0	17	17	-	-	-	17
Counter Claim	CC	0	0	1	1	-	-	-	1
Detinue	DT	6	5	7	6	4	-	1	2
Garnishment	GA	30	1	31	30	-	-	1	30
Impoundment	IM	8	0	8	8	-	-	-	8
Interrogatory	IN	2	1	3	2	-	-	1	2
Other	OT	5	0	5	5	-	-	-	5
Protective Order	PO	2	0	3	3	-	-	-	3
Prelim Prot Order	PP	3	0	3	3	-	-	-	3
Show Cause	SC	1	1	2	1	-	-	1	1
Unlawful Detainer	UD	34	30	43	33	10	10	10	13
Warrant in Debt	WD	116	118	157	118	15	64	39	39
Civil Total		226	156	282	229	29	74	53	126

King & Queen Totals	4,772	4,915	6,635	4,808	3,014	74	1,827	1,720
--------------------------------	--------------	--------------	--------------	--------------	--------------	-----------	--------------	--------------



CASELOAD STATISTICS OF THE GENERAL DISTRICT COURTS

January 2018 thru December 2018

King William

District: 9

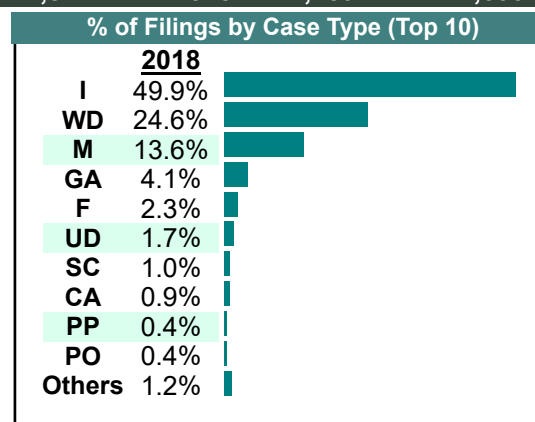
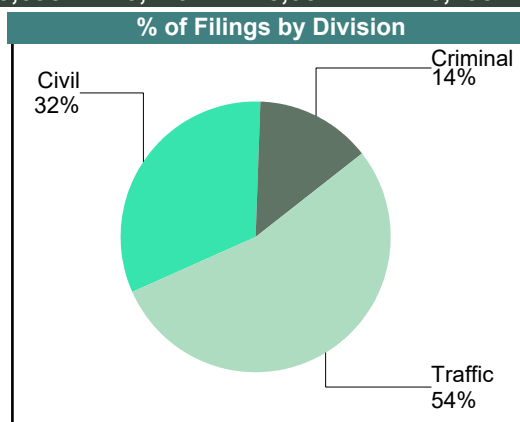
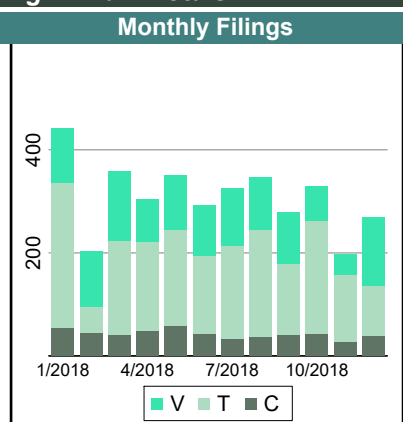
Court ID: 209101

<u>Criminal</u>		Filings	Hearings	Transactions	Concluded	Final Judgmt	Def Judgmt	Cont	Waived
Capias	CA	32	84	84	37	37	-	47	0
Civil Violation	CV	7	11	12	9	8	-	3	1
Felony	F	84	252	253	102	101	-	151	1
Misdemeanor	M	357	807	863	396	340	-	467	56
Motion	MO	2	2	2	2	2	-	-	0
Restricted O/L	RL	1	1	1	1	1	-	-	0
Show Cause	SC	31	75	75	31	31	-	44	0
Criminal Total		514	1,232	1,290	578	520	-	712	58

<u>Traffic</u>		Filings	Hearings	Transactions	Concluded	Final Judgmt	Def Judgmt	Cont	Waived
Capias	CA	1	1	1	1	1	-	-	0
Infraction	I	1,846	1,361	2,163	1,889	1,087	-	274	802
Misdemeanor	M	145	215	215	140	140	-	75	0
Motion	MO	1	1	1	1	1	-	-	0
Restricted O/L	RL	2	2	2	2	2	-	-	0
Show Cause	SC	2	5	5	1	1	-	4	0
Traffic Total		1,997	1,585	2,387	2,034	1,232	-	353	802

<u>Civil</u>		Filings	Hearings	Transactions	Concluded	Final Judgmt	Def Judgmt	Cont	Waived
Abstract	AJ	3	0	3	3	-	-	-	3
Admin License	AL	13	0	13	13	-	-	-	13
Detinue	DT	2	2	2	2	2	-	-	0
Garnishment	GA	150	10	160	150	-	-	10	150
Impoundment	IM	6	0	6	6	-	-	-	6
Interrogatory	IN	1	2	4	2	-	-	2	2
Motion for Judgment	MJ	3	4	4	2	1	1	2	0
Other	OT	4	1	4	4	1	-	-	3
Protective Order	PO	14	7	21	14	-	-	7	14
Prelim Prot Order	PP	16	3	19	16	-	-	3	16
Show Cause	SC	3	0	3	3	-	-	-	3
Tenants Assertion	TA	1	0	1	1	-	-	-	1
Unlawful Detainer	UD	62	64	83	62	21	22	21	19
Warrant in Debt	WD	909	539	1,082	903	35	325	179	543
Civil Total		1,187	632	1,405	1,181	60	348	224	773

King William Totals		3,698	3,449	5,082	3,793	1,812	348	1,289	1,633
----------------------------	--	--------------	--------------	--------------	--------------	--------------	------------	--------------	--------------



CASELOAD STATISTICS OF THE GENERAL DISTRICT COURTS

January 2018 thru December 2018

Mathews

District: **9**

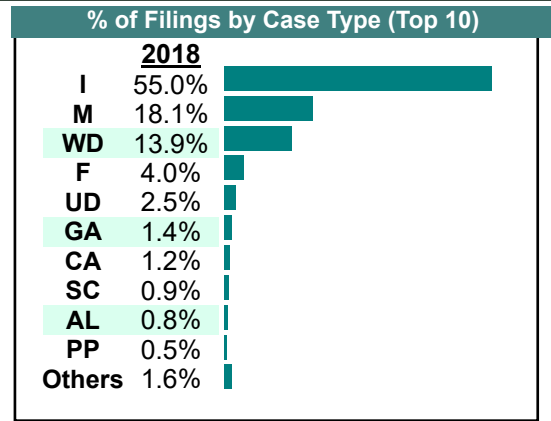
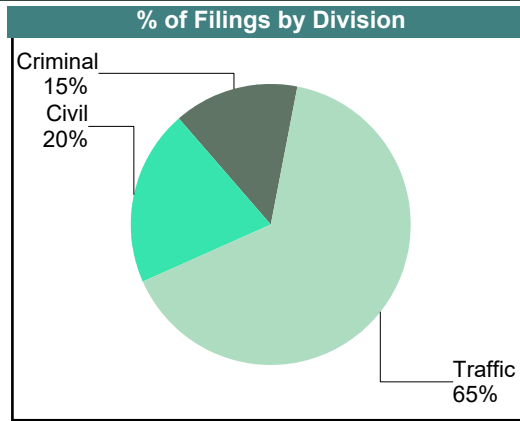
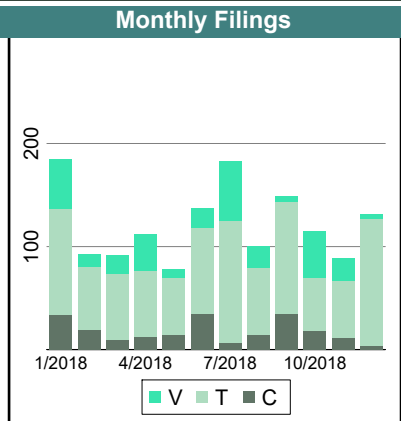
Court ID: **209115**

<u>Criminal</u>		<u>Filings</u>	<u>Hearings</u>	<u>Transactions</u>	<u>Concluded</u>	<u>Final Judgmt</u>	<u>Def Judgmt</u>	<u>Cont</u>	<u>Waived</u>
Capias	CA	11	28	28	10	10	-	18	0
Civil Violation	CV	6	12	12	5	5	-	7	0
Felony	F	57	127	149	57	35	-	91	22
Misdemeanor	M	131	251	276	130	105	-	144	25
Show Cause	SC	8	18	18	8	8	-	10	0
Criminal Total		213	436	483	210	163	-	270	47

<u>Traffic</u>		<u>Filings</u>	<u>Hearings</u>	<u>Transactions</u>	<u>Concluded</u>	<u>Final Judgmt</u>	<u>Def Judgmt</u>	<u>Cont</u>	<u>Waived</u>
Capias	CA	6	15	15	6	6	-	9	0
Felony	F	2	6	7	2	1	-	5	1
Infraction	I	805	625	943	776	458	-	165	318
Misdemeanor	M	134	272	273	134	133	-	139	1
Restricted O/L	RL	3	3	3	1	1	-	-	0
Show Cause	SC	5	17	17	5	5	-	12	0
Traffic Total		955	938	1,258	924	604	-	330	320

<u>Civil</u>		<u>Filings</u>	<u>Hearings</u>	<u>Transactions</u>	<u>Concluded</u>	<u>Final Judgmt</u>	<u>Def Judgmt</u>	<u>Cont</u>	<u>Waived</u>
Admin License	AL	12	0	12	12	-	-	-	12
Detinue	DT	2	2	3	1	-	-	2	1
Garnishment	GA	21	4	24	20	-	-	4	20
Impoundment	IM	1	0	1	1	-	-	-	1
Interrogatory	IN	4	2	5	3	-	-	2	3
Motion for Judgment	MJ	1	1	1	1	1	-	-	0
Protective Order	PO	6	1	7	6	-	-	-	6
Prelim Prot Order	PP	7	4	11	7	-	-	4	7
Petition-Restore Arms	PR	1	0	1	1	-	-	-	1
Unlawful Detainer	UD	36	39	52	37	11	13	15	13
Warrant in Debt	WD	204	195	280	213	14	114	67	85
Civil Total		295	248	397	302	26	127	94	149

Mathews Totals		1,463	1,622	2,138	1,436	793	127	694	516
-----------------------	--	--------------	--------------	--------------	--------------	------------	------------	------------	------------



CASELOAD STATISTICS OF THE GENERAL DISTRICT COURTS

January 2018 thru December 2018

Middlesex

District: 9

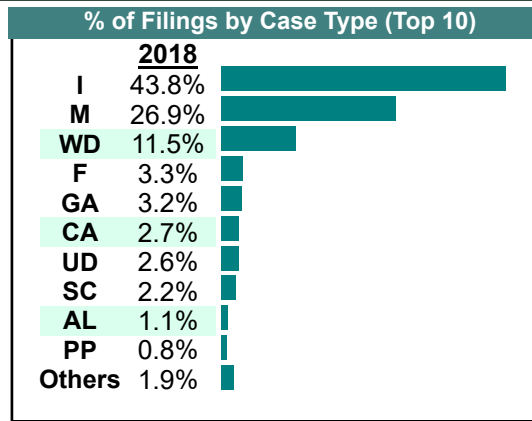
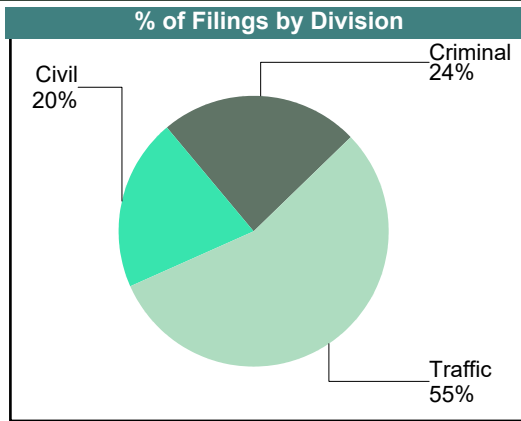
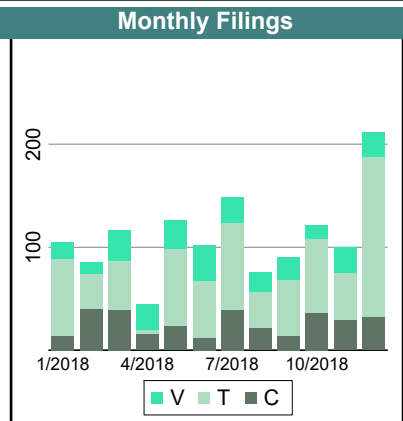
Court ID: 209119

<u>Criminal</u>		Filings	Hearings	Transactions	Concluded	Final Judgmt	Def Judgmt	Cont	Waived
Capias	CA	34	81	81	34	34	-	47	0
Civil Violation	CV	8	18	19	6	5	-	13	1
Felony	F	42	107	108	41	40	-	67	1
Misdemeanor	M	212	392	435	226	183	-	207	43
Show Cause	SC	23	71	71	25	25	-	46	0
Criminal Total		319	669	714	332	287	-	380	45

<u>Traffic</u>		Filings	Hearings	Transactions	Concluded	Final Judgmt	Def Judgmt	Cont	Waived
Capias	CA	2	19	19	5	5	-	14	0
Felony	F	2	4	4	2	2	-	2	0
Infraction	I	582	424	696	571	299	-	124	272
Misdemeanor	M	145	269	269	149	149	-	119	0
Restricted O/L	RL	1	1	1	1	1	-	-	0
Show Cause	SC	5	12	12	4	4	-	8	0
Traffic Total		737	729	1,001	732	460	-	267	272

<u>Civil</u>		Filings	Hearings	Transactions	Concluded	Final Judgmt	Def Judgmt	Cont	Waived
Abstract	AJ	1	0	1	1	-	-	-	1
Admin License	AL	14	0	14	14	-	-	-	14
Detinue	DT	2	5	5	3	-	3	2	0
Garnishment	GA	42	10	50	40	-	-	8	40
Impoundment	IM	2	0	2	2	-	-	-	2
Interrogatory	IN	4	0	4	4	-	-	-	4
Protective Order	PO	6	2	8	6	-	-	2	6
Prelim Prot Order	PP	11	1	13	12	-	-	1	12
Show Cause	SC	1	1	1	1	-	1	-	0
Tenants Assertion	TA	1	0	1	1	-	-	-	1
Unlawful Detainer	UD	35	54	66	35	10	13	30	12
Warrant in Debt	WD	153	165	235	167	23	74	68	70
Civil Total		272	238	400	286	33	91	111	162

Middlesex Totals		1,328	1,636	2,115	1,350	780	91	758	479
-------------------------	--	--------------	--------------	--------------	--------------	------------	-----------	------------	------------



CASELOAD STATISTICS OF THE GENERAL DISTRICT COURTS

January 2018 thru December 2018

New Kent

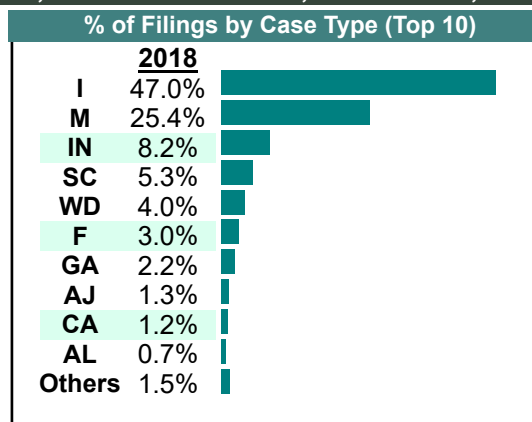
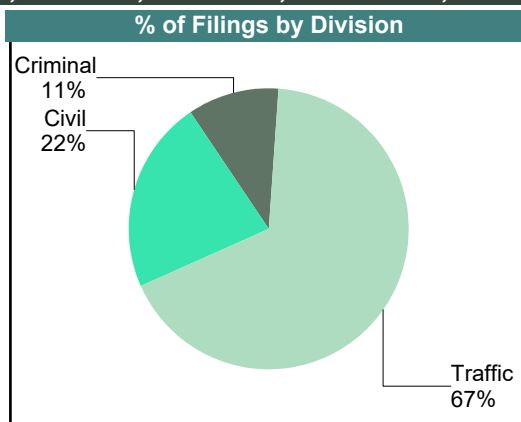
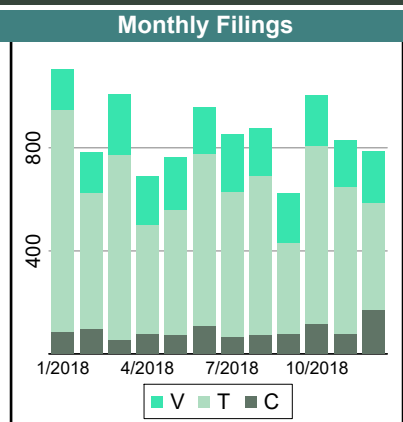
District: **9**
Court ID: **209127**

<u>Criminal</u>		Filings	Hearings	Transactions	Concluded	Final Judgmt	Def Judgmt	Cont	Waived
Capias	CA	58	169	169	54	54	-	115	0
Civil Violation	CV	13	29	29	13	13	-	16	0
Felony	F	298	753	754	207	206	-	547	1
Misdemeanor	M	663	1,495	1,525	589	559	-	936	30
Show Cause	SC	51	83	83	46	46	-	37	0
Criminal Total		1,083	2,529	2,560	909	878	-	1,651	31

<u>Traffic</u>		Filings	Hearings	Transactions	Concluded	Final Judgmt	Def Judgmt	Cont	Waived
Capias	CA	38	124	124	46	46	-	78	0
Civil Violation	CV	1	2	2	1	1	-	1	0
Felony	F	15	34	34	14	14	-	20	0
Infraction	I	4,832	4,188	6,155	4,817	2,850	-	1,338	1,967
Misdemeanor	M	1,951	3,986	3,987	1,945	1,944	-	2,042	1
Show Cause	SC	64	119	119	67	67	-	52	0
Traffic Total		6,901	8,453	10,421	6,890	4,922	-	3,531	1,968

<u>Civil</u>		Filings	Hearings	Transactions	Concluded	Final Judgmt	Def Judgmt	Cont	Waived
Abstract	AJ	138	0	138	138	-	-	-	138
Admin License	AL	72	0	72	72	-	-	-	72
Capias	CA	25	35	60	25	-	-	35	25
Detinue	DT	1	0	1	1	-	-	-	1
Garnishment	GA	231	30	255	225	-	-	30	225
Impoundment	IM	34	0	34	34	-	-	-	34
Interrogatory	IN	848	640	1,495	855	-	-	640	855
Motion for Judgment	MJ	8	4	10	8	1	1	2	6
Overweight	OC	20	0	20	20	-	-	-	20
Other	OT	14	0	14	14	-	-	-	14
Protective Order	PO	2	0	2	2	-	-	-	2
Prelim Prot Order	PP	14	11	26	15	-	-	11	15
Show Cause	SC	432	230	645	415	-	-	230	415
Tenants Assertion	TA	1	1	2	1	-	-	1	1
Unlawful Detainer	UD	48	44	67	50	8	19	17	23
Warrant in Debt	WD	411	438	608	424	27	227	184	170
Civil Total		2,299	1,433	3,449	2,299	36	247	1,150	2,016

New Kent Totals		10,283	12,415	16,430	10,098	5,836	247	6,332	4,015
------------------------	--	---------------	---------------	---------------	---------------	--------------	------------	--------------	--------------



CASELOAD STATISTICS OF THE GENERAL DISTRICT COURTS

January 2018 thru December 2018

Williamsburg

District: 9

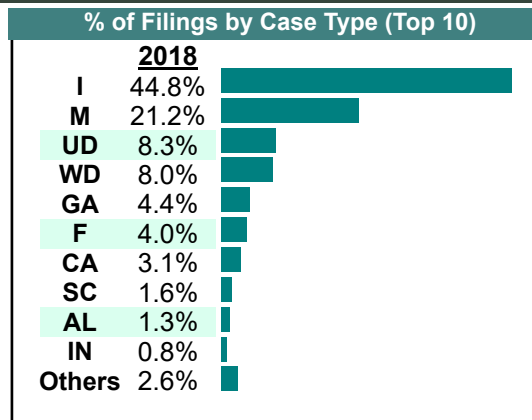
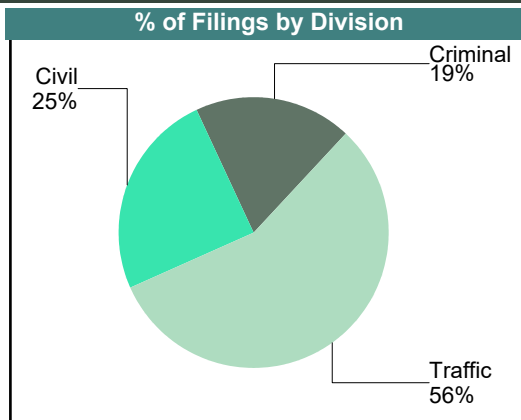
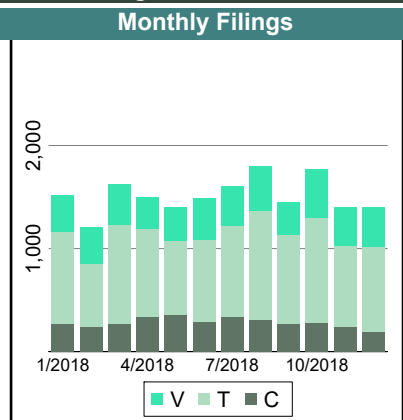
Court ID: 209830

<u>Criminal</u>		Filings	Hearings	Transactions	Concluded	Final Judgmt	Def Judgmt	Cont	Waived
Capias	CA	413	1,368	1,368	478	478	-	890	0
Civil Violation	CV	48	130	131	39	38	-	92	1
Felony	F	703	2,248	2,315	747	680	-	1,567	67
Misdemeanor	M	1,963	5,764	5,842	2,028	1,950	-	3,814	78
Motion	MO	90	107	107	89	89	-	18	0
Show Cause	SC	196	571	571	218	218	-	353	0
Criminal Total		3,413	10,188	10,334	3,599	3,453	-	6,734	146

<u>Traffic</u>		Filings	Hearings	Transactions	Concluded	Final Judgmt	Def Judgmt	Cont	Waived
Capias	CA	140	454	454	158	158	-	296	0
Civil Violation	CV	8	6	9	7	4	-	2	3
Felony	F	15	48	49	13	12	-	36	1
Infraction	I	8,130	6,735	10,362	8,079	4,452	-	2,282	3,627
Misdemeanor	M	1,885	3,988	3,989	1,873	1,872	-	2,114	1
Motion	MO	11	11	11	11	11	-	-	0
Other	O	2	2	2	2	2	-	-	0
Restricted O/L	RL	3	3	3	3	3	-	-	0
Show Cause	SC	53	97	97	60	60	-	37	0
Traffic Total		10,247	11,344	14,976	10,206	6,574	-	4,767	3,632

<u>Civil</u>		Filings	Hearings	Transactions	Concluded	Final Judgmt	Def Judgmt	Cont	Waived
Abstract	AJ	29	18	29	29	18	-	-	11
Admin License	AL	228	0	228	228	-	-	-	228
Bond Forfeiture	BF	23	18	29	17	5	1	10	11
Capias	CA	6	5	8	3	-	-	5	3
Counter Claim	CC	2	1	2	2	1	-	-	1
Detinue	DT	20	18	29	22	1	10	7	11
Garnishment	GA	797	16	807	791	-	-	14	791
Impoundment	IM	22	0	22	22	-	-	-	22
Interrogatory	IN	146	45	198	153	-	-	44	153
Motion for Judgment	MJ	87	96	125	84	5	50	41	29
Other	OT	13	3	16	13	-	-	3	13
Protective Order	PO	47	23	68	46	1	-	22	45
Prelim Prot Order	PP	59	12	71	59	-	-	12	59
Petition-Restore Arms	PR	1	1	2	1	-	-	1	1
Show Cause	SC	43	16	60	44	-	-	16	44
Tenants Assertion	TA	6	8	13	9	4	-	4	5
Third Party Claim	TH	1	1	1	0	-	-	1	0
Unlawful Detainer	UD	1,511	702	1,670	1,513	156	389	156	968
Warrant in Debt	WD	1,451	1,458	2,030	1,462	169	721	566	572
Civil Total		4,492	2,441	5,408	4,498	360	1,171	902	2,967

Williamsburg Totals		18,152	23,973	30,718	18,303	10,387	1,171	12,403	6,745
----------------------------	--	---------------	---------------	---------------	---------------	---------------	--------------	---------------	--------------



CASELOAD STATISTICS OF THE GENERAL DISTRICT COURTS

January 2018 thru December 2018

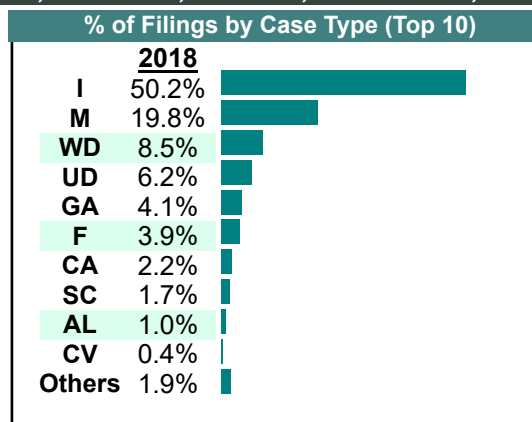
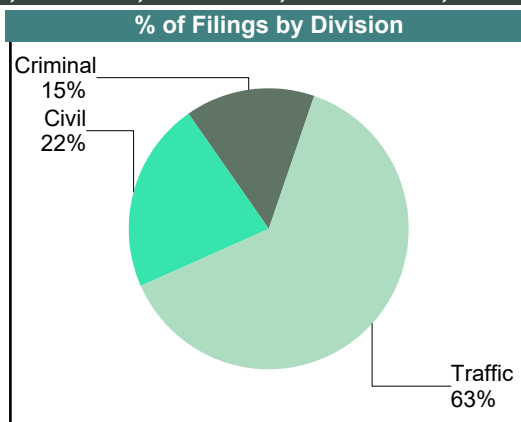
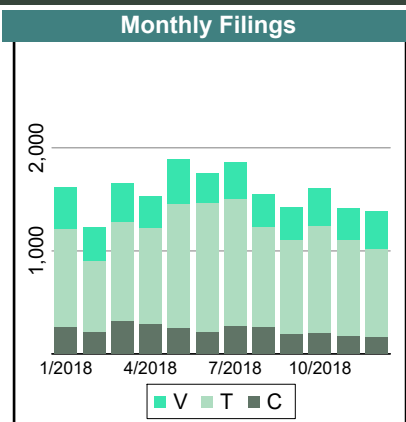
York
District: **9**
Court ID: **209199**

Criminal		Filings	Hearings	Transactions	Concluded	Final Judgmt	Def Judgmt	Cont	Waived
Capias	CA	255	871	871	285	285	-	586	0
Civil Violation	CV	72	207	208	72	71	-	136	1
Felony	F	715	2,079	2,451	825	453	-	1,626	372
Misdemeanor	M	1,623	4,762	4,836	1,636	1,562	-	3,197	74
Show Cause	SC	172	396	396	175	175	-	221	0
Criminal Total		2,837	8,315	8,762	2,993	2,546	-	5,766	447

Traffic		Filings	Hearings	Transactions	Concluded	Final Judgmt	Def Judgmt	Cont	Waived
Capias	CA	167	617	617	170	170	-	447	0
Civil Violation	CV	1	1	1	1	1	-	-	0
Felony	F	21	61	74	20	7	-	54	13
Infraction	I	9,502	8,144	12,049	9,518	5,613	-	2,530	3,905
Misdemeanor	M	2,131	5,005	5,009	2,062	2,058	-	2,947	4
Restricted O/L	RL	1	1	1	1	1	-	-	0
Show Cause	SC	112	253	253	106	106	-	147	0
Traffic Total		11,935	14,082	18,004	11,878	7,956	-	6,125	3,922

Civil		Filings	Hearings	Transactions	Concluded	Final Judgmt	Def Judgmt	Cont	Waived
Abstract	AJ	29	0	29	29	-	-	-	29
Admin License	AL	184	0	184	184	-	-	-	184
Bond Forfeiture	BF	2	3	4	2	-	1	2	1
Capias	CA	2	7	9	2	-	-	7	2
Counter Claim	CC	1	0	4	4	-	-	-	4
Detinue	DT	26	31	41	30	6	14	11	10
Garnishment	GA	781	90	859	769	-	-	89	769
Impoundment	IM	50	0	50	50	-	-	-	50
Interrogatory	IN	70	53	120	67	-	-	53	67
Motion for Judgment	MJ	36	38	50	29	2	15	21	12
Overweight	OC	2	0	2	2	-	-	-	2
Other	OT	13	1	13	13	-	1	-	12
Protective Order	PO	44	22	67	45	-	-	22	45
Prelim Prot Order	PP	47	7	54	47	-	-	7	47
Petition-Restore Arms	PR	4	0	4	4	-	-	-	4
Show Cause	SC	29	32	60	29	1	-	31	28
Tenants Assertion	TA	1	4	5	2	1	-	3	1
Third Party Claim	TH	1	1	1	0	-	-	1	0
Unlawful Detainer	UD	1,180	791	1,307	1,176	111	549	131	516
Warrant in Debt	WD	1,607	1,594	2,236	1,659	166	851	577	642
Zoning Viol	ZO	31	28	47	36	9	8	11	19
Civil Total		4,140	2,702	5,146	4,179	296	1,439	966	2,444

York Totals	18,912	25,099	31,912	19,050	10,798	1,439	12,857	6,813
--------------------	---------------	---------------	---------------	---------------	---------------	--------------	---------------	--------------



Filings by Court & Division

	Charles City	Gloucester	King & Queen	King William	Mathews	Middlesex	New Kent	Williamsburg	York	Total	
C	Misdemeanor	194 3%	970 15%	466 7%	357 5%	131 2%	212 3%	663 10%	1,963 30%	1,623 25%	6,579
	Felony	75 3%	190 8%	114 5%	84 4%	57 3%	42 2%	298 13%	703 31%	715 31%	2,278
	Capias	19 2%	116 12%	28 3%	32 3%	11 1%	34 4%	58 6%	413 43%	255 26%	966
	Show Cause	22 4%	65 11%	26 4%	31 5%	8 1%	23 4%	51 9%	196 33%	172 29%	594
	Civil Violation	2 1%	42 20%	10 5%	7 3%	6 3%	8 4%	13 6%	48 23%	72 35%	208
	Motion	4 4%	- 0%	5 5%	2 2%	- 0%	- 0%	- 0%	90 89%	- 0%	101
	Restricted O/L	- 0%	- 0%	- 0%	1 100%	- 0%	- 0%	- 0%	- 0%	- 0%	1
	Total	316 3%	1,383 13%	649 6%	514 5%	213 2%	319 3%	1,083 10%	3,413 32%	2,837 26%	10,727
T	Infraction	679 2%	9,635 24%	3,593 9%	1,846 5%	805 2%	582 1%	4,832 12%	8,130 21%	9,502 24%	39,604
	Misdemeanor	144 2%	839 11%	301 4%	145 2%	134 2%	145 2%	1,951 25%	1,885 25%	2,131 28%	7,675
	Capias	10 3%	19 5%	- 0%	1 0%	6 2%	2 1%	38 10%	140 37%	167 44%	383
	Show Cause	8 3%	37 13%	- 0%	2 1%	5 2%	5 2%	64 22%	53 19%	112 39%	286
	Felony	1 1%	16 22%	- 0%	- 0%	2 3%	2 3%	15 21%	15 21%	21 29%	72
	Restricted O/L	1 5%	5 26%	3 16%	2 11%	3 16%	1 5%	- 0%	3 16%	1 5%	19
	Civil Violation	- 0%	2 17%	- 0%	- 0%	- 0%	- 0%	1 8%	8 67%	1 8%	12
	Motion	- 0%	- 0%	- 0%	1 8%	- 0%	- 0%	- 0%	11 92%	- 0%	12
	Other	- 0%	- 0%	- 0%	- 0%	- 0%	- 0%	- 0%	2 100%	- 0%	2
	Total	843 2%	10,553 22%	3,897 8%	1,997 4%	955 2%	737 2%	6,901 14%	10,247 21%	11,935 25%	48,065
V	Warrant in Debt	118 2%	770 13%	116 2%	909 16%	204 4%	153 3%	411 7%	1,451 25%	1,607 28%	5,739
	Unlawful Detainer	13 0%	322 10%	34 1%	62 2%	36 1%	35 1%	48 1%	1,511 47%	1,180 36%	3,241
	Garnishment	61 2%	354 14%	30 1%	150 6%	21 1%	42 2%	231 9%	797 32%	781 32%	2,467
	Interrogatory	5 0%	102 9%	2 0%	1 0%	4 0%	4 0%	848 72%	146 12%	70 6%	1,182
	Admin License	8 1%	123 18%	17 3%	13 2%	12 2%	14 2%	72 11%	228 34%	184 27%	671

	Charles City	Gloucester	King & Queen	King William	Mathews	Middlesex	New Kent	Williamsburg	York	Total
V Show Cause	3	36	1	3	-	1	432	43	29	548
	1%	7%	0%	1%	0%	0%	79%	8%	5%	
Abstract	1	9	2	3	-	1	138	29	29	212
	0%	4%	1%	1%	0%	0%	65%	14%	14%	
Prelim Prot Order	3	51	3	16	7	11	14	59	47	211
	1%	24%	1%	8%	3%	5%	7%	28%	22%	
Protective Order	3	42	2	14	6	6	2	47	44	166
	2%	25%	1%	8%	4%	4%	1%	28%	27%	
Impoundment	-	18	8	6	1	2	34	22	50	141
	0%	13%	6%	4%	1%	1%	24%	16%	35%	
Motion for Judgment	3	1	-	3	1	-	8	87	36	139
	2%	1%	0%	2%	1%	0%	6%	63%	26%	
Detinue	1	27	6	2	2	2	1	20	26	87
	1%	31%	7%	2%	2%	2%	1%	23%	30%	
Other	1	13	5	4	-	-	14	13	13	63
	2%	21%	8%	6%	0%	0%	22%	21%	21%	
Bond Forfeiture	5	7	-	-	-	-	-	23	2	37
	14%	19%	0%	0%	0%	0%	0%	62%	5%	
Capias	-	3	-	-	-	-	25	6	2	36
	0%	8%	0%	0%	0%	0%	69%	17%	6%	
Zoning Viol	-	-	-	-	-	-	-	-	31	31
	0%	0%	0%	0%	0%	0%	0%	0%	100%	
Overweight	-	1	-	-	-	-	20	-	2	23
	0%	4%	0%	0%	0%	0%	87%	0%	9%	
Tenants Assertion	-	2	-	1	-	1	1	6	1	12
	0%	17%	0%	8%	0%	8%	8%	50%	8%	
Petition-Restore Arms	1	2	-	-	1	-	-	1	4	9
	11%	22%	0%	0%	11%	0%	0%	11%	44%	
Counter Claim	1	-	-	-	-	-	-	2	1	4
	25%	0%	0%	0%	0%	0%	0%	50%	25%	
Third Party Claim	-	-	-	-	-	-	-	1	1	2
	0%	0%	0%	0%	0%	0%	0%	50%	50%	
<hr/>										
Total	227	1,883	226	1,187	295	272	2,299	4,492	4,140	15,021
	2%	13%	2%	8%	2%	2%	15%	30%	28%	
<hr/>										
Total	1,386	13,819	4,772	3,698	1,463	1,328	10,283	18,152	18,912	73,813
	2%	19%	6%	5%	2%	2%	14%	25%	26%	

CASELOAD STATISTICS OF THE GENERAL DISTRICT COURTS

January 2018 thru December 2018

Appomattox

District: 10

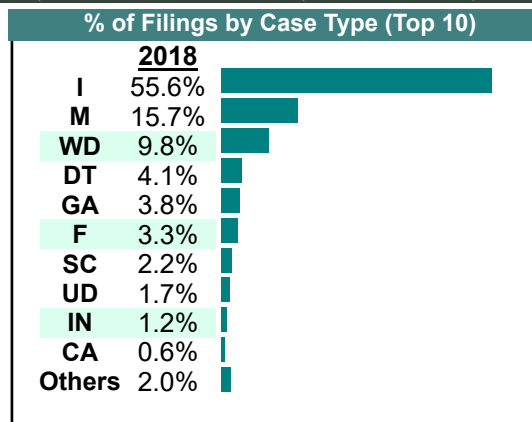
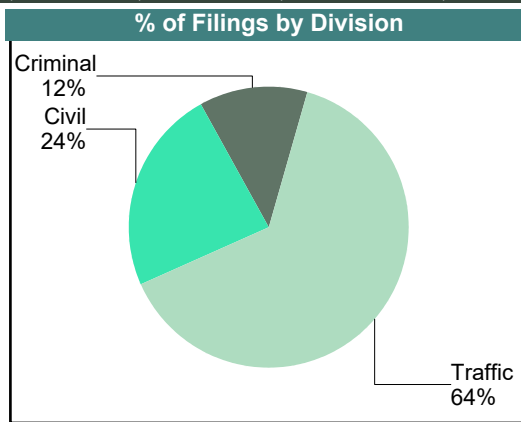
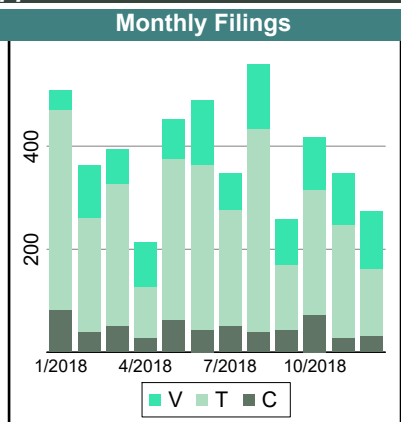
Court ID: 210011

Criminal		Filings	Hearings	Transactions	Concluded	Final Judgmt	Def Judgmt	Cont	Waived
Capias	CA	17	68	68	20	20	-	48	0
Civil Violation	CV	3	8	8	2	2	-	6	0
Felony	F	145	450	488	138	100	-	350	38
Misdemeanor	M	362	984	997	354	341	-	643	13
Show Cause	SC	48	111	111	42	42	-	69	0
Criminal Total		575	1,621	1,672	556	505	-	1,116	51

Traffic		Filings	Hearings	Transactions	Concluded	Final Judgmt	Def Judgmt	Cont	Waived
Capias	CA	6	15	15	8	8	-	7	0
Civil Violation	CV	1	2	2	1	1	-	1	0
Felony	F	8	25	31	10	4	-	21	6
Infraction	I	2,569	2,324	3,344	2,538	1,518	-	806	1,020
Misdemeanor	M	363	883	883	352	352	-	531	0
Show Cause	SC	11	23	23	13	13	-	10	0
Traffic Total		2,958	3,272	4,298	2,922	1,896	-	1,376	1,026

Civil		Filings	Hearings	Transactions	Concluded	Final Judgmt	Def Judgmt	Cont	Waived
Abstract	AJ	6	0	6	6	-	-	-	6
Admin License	AL	20	0	20	20	-	-	-	20
Bond Forfeiture	BF	1	2	3	1	-	-	2	1
Capias	CA	5	6	9	3	-	-	6	3
Detinue	DT	191	203	264	158	17	80	106	61
Garnishment	GA	178	32	208	176	-	-	31	176
Impoundment	IM	10	0	10	10	-	-	-	10
Interrogatory	IN	55	57	117	60	-	-	57	60
Other	OT	6	4	11	7	-	-	4	7
Protective Order	PO	23	26	50	24	-	-	26	24
Prelim Prot Order	PP	23	3	26	23	-	-	-	23
Petition-Restore Arms	PR	1	3	4	1	-	-	3	1
Show Cause	SC	43	24	66	43	1	-	23	42
Unlawful Detainer	UD	77	79	104	81	24	32	23	25
Warrant in Debt	WD	452	500	597	454	78	279	143	97
Civil Total		1,091	939	1,495	1,067	120	391	424	556

Appomattox Totals		4,624	5,832	7,465	4,545	2,521	391	2,916	1,633
--------------------------	--	--------------	--------------	--------------	--------------	--------------	------------	--------------	--------------



CASELOAD STATISTICS OF THE GENERAL DISTRICT COURTS

January 2018 thru December 2018

Buckingham

District: **10**

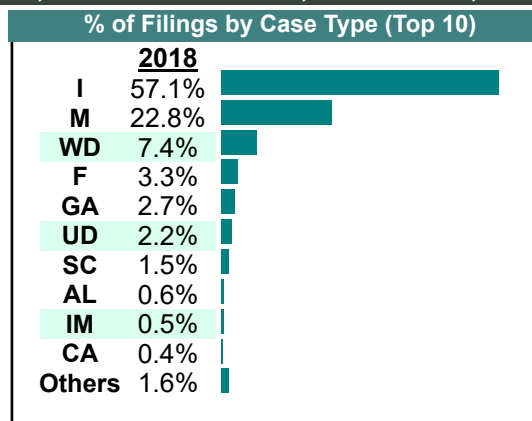
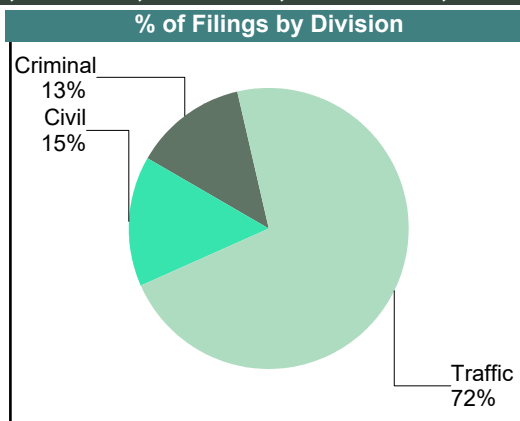
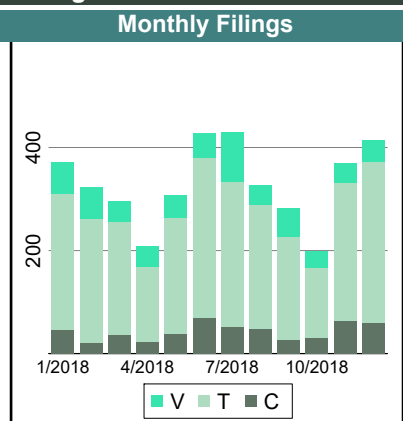
Court ID: **210029**

<u>Criminal</u>		Filings	Hearings	Transactions	Concluded	Final Judgmt	Def Judgmt	Cont	Waived
Capias	CA	14	52	52	15	15	-	37	0
Civil Violation	CV	1	8	8	3	3	-	5	0
Felony	F	127	408	408	133	133	-	273	0
Misdemeanor	M	330	889	894	308	303	-	578	5
Show Cause	SC	41	139	139	49	49	-	90	0
Criminal Total		513	1,496	1,501	508	503	-	983	5

<u>Traffic</u>		Filings	Hearings	Transactions	Concluded	Final Judgmt	Def Judgmt	Cont	Waived
Capias	CA	2	15	15	7	7	-	8	0
Civil Violation	CV	2	3	3	3	3	-	-	0
Felony	F	5	11	11	2	2	-	9	0
Infraction	I	2,256	2,248	3,020	2,255	1,483	-	757	772
Misdemeanor	M	570	1,238	1,245	548	541	-	696	7
Show Cause	SC	14	46	46	17	17	-	29	0
Traffic Total		2,849	3,561	4,340	2,832	2,053	-	1,499	779

<u>Civil</u>		Filings	Hearings	Transactions	Concluded	Final Judgmt	Def Judgmt	Cont	Waived
Abstract	AJ	7	0	7	7	-	-	-	7
Admin License	AL	23	5	23	18	-	-	-	18
Detinue	DT	10	11	17	8	-	2	9	6
Garnishment	GA	106	26	120	94	-	-	13	94
Impoundment	IM	19	2	19	17	-	-	-	17
Interrogatory	IN	13	15	27	12	-	-	14	12
Motion for Judgment	MJ	3	4	5	2	-	1	3	1
Other	OT	2	2	3	2	1	-	1	1
Protective Order	PO	11	8	18	10	-	-	6	10
Prelim Prot Order	PP	14	13	23	10	-	-	11	10
Petition-Restore Arms	PR	1	1	1	0	-	-	-	0
Show Cause	SC	6	1	7	6	-	-	1	6
Unlawful Detainer	UD	85	83	108	84	29	30	21	25
Warrant in Debt	WD	291	373	464	286	38	157	173	91
Civil Total		591	544	842	556	68	190	252	298

Buckingham Totals	3,953	5,601	6,683	3,896	2,624	190	2,734	1,082
--------------------------	--------------	--------------	--------------	--------------	--------------	------------	--------------	--------------



CASELOAD STATISTICS OF THE GENERAL DISTRICT COURTS

January 2018 thru December 2018

Charlotte

District: 10

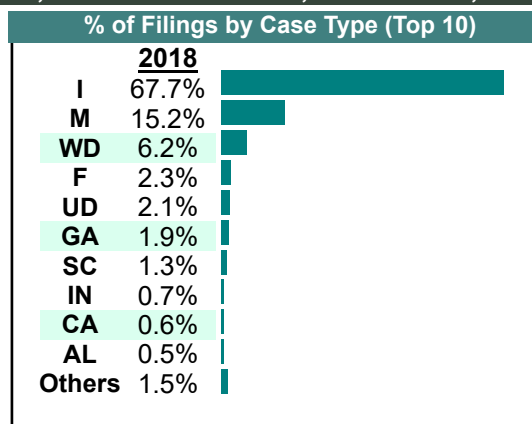
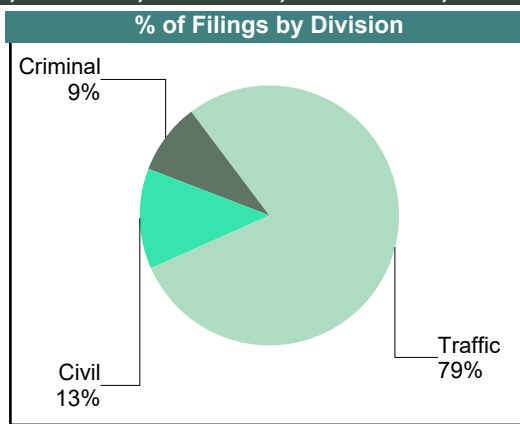
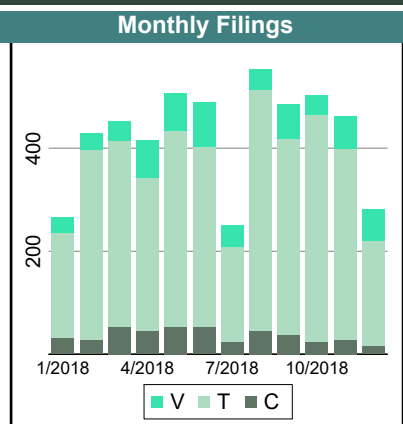
Court ID: 210037

Criminal		Filings	Hearings	Transactions	Concluded	Final Judgmt	Def Judgmt	Cont	Waived
Capias	CA	14	46	46	16	16	-	30	0
Civil Violation	CV	15	41	41	14	14	-	27	0
Felony	F	113	382	382	90	90	-	292	0
Misdemeanor	M	260	762	773	238	227	-	535	11
Show Cause	SC	41	93	93	41	41	-	52	0
Criminal Total		443	1,324	1,335	399	388	-	936	11

Traffic		Filings	Hearings	Transactions	Concluded	Final Judgmt	Def Judgmt	Cont	Waived
Capias	CA	16	51	51	17	17	-	34	0
Civil Violation	CV	5	6	6	5	5	-	1	0
Felony	F	5	17	17	3	3	-	14	0
Infraction	I	3,449	2,757	4,364	3,422	1,815	-	941	1,607
Misdemeanor	M	513	1,010	1,015	493	488	-	522	5
Show Cause	SC	22	41	41	20	20	-	21	0
Traffic Total		4,010	3,882	5,494	3,960	2,348	-	1,533	1,612

Civil		Filings	Hearings	Transactions	Concluded	Final Judgmt	Def Judgmt	Cont	Waived
Admin License	AL	27	0	27	27	-	-	-	27
Attachment	AT	5	0	5	5	-	-	-	5
Capias	CA	1	0	1	1	-	-	-	1
Distress Seizure	DS	1	0	1	1	-	-	-	1
Garnishment	GA	95	1	95	94	-	-	1	94
Impoundment	IM	12	0	12	12	-	-	-	12
Interrogatory	IN	34	12	46	34	-	-	12	34
Motion for Judgment	MJ	2	3	3	1	1	-	2	0
Other	OT	13	7	17	10	-	-	4	10
Protective Order	PO	7	6	12	6	-	-	6	6
Prelim Prot Order	PP	16	9	25	16	-	-	9	16
Restricted O/L	RL	1	0	1	1	-	-	-	1
Show Cause	SC	2	0	2	2	-	-	-	2
Unlawful Detainer	UD	107	112	143	107	23	53	36	31
Warrant in Debt	WD	317	282	394	310	27	171	84	112
Civil Total		640	432	784	627	51	224	154	352

Charlotte Totals	5,093	5,638	7,613	4,986	2,787	224	2,623	1,975
-------------------------	--------------	--------------	--------------	--------------	--------------	------------	--------------	--------------



CASELOAD STATISTICS OF THE GENERAL DISTRICT COURTS

January 2018 thru December 2018

Cumberland

District: **10**

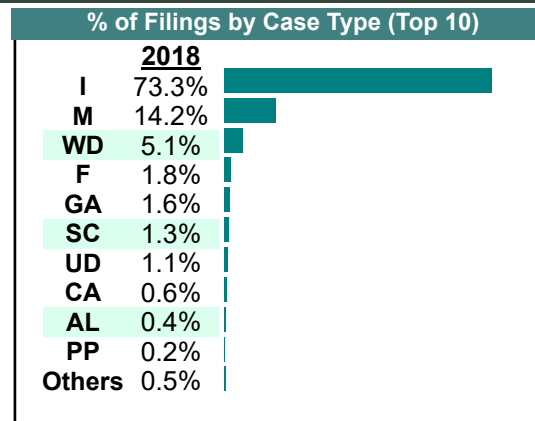
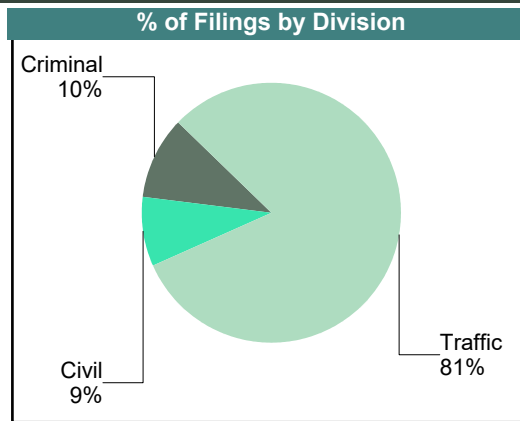
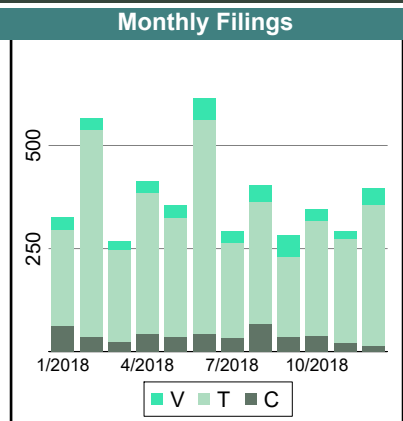
Court ID: **210049**

Criminal		Filings	Hearings	Transactions	Concluded	Final Judgmt	Def Judgmt	Cont	Waived
Capias	CA	14	61	61	16	16	-	45	0
Civil Violation	CV	3	15	15	7	7	-	8	0
Felony	F	82	281	281	62	62	-	219	0
Misdemeanor	M	320	816	852	314	278	-	536	36
Show Cause	SC	38	109	109	36	36	-	73	0
Criminal Total		457	1,282	1,318	435	399	-	881	36

Traffic		Filings	Hearings	Transactions	Concluded	Final Judgmt	Def Judgmt	Cont	Waived
Capias	CA	13	26	26	13	13	-	13	0
Felony	F	1	2	2	1	1	-	1	0
Infraction	I	3,337	3,183	4,472	3,415	2,126	-	1,057	1,289
Misdemeanor	M	327	827	832	327	322	-	505	5
Show Cause	SC	22	78	78	24	24	-	54	0
Traffic Total		3,700	4,116	5,410	3,780	2,486	-	1,630	1,294

Civil		Filings	Hearings	Transactions	Concluded	Final Judgmt	Def Judgmt	Cont	Waived
Admin License	AL	17	6	17	11	-	-	-	11
Bond Forfeiture	BF	2	1	3	3	-	1	-	2
Detinue	DT	3	8	9	3	1	1	6	1
Garnishment	GA	72	13	85	72	-	-	13	72
Interrogatory	IN	3	2	5	3	-	-	2	3
Motion for Judgment	MJ	3	2	3	2	1	-	1	1
Overweight	OC	1	2	3	1	-	-	2	1
Protective Order	PO	6	6	12	6	-	-	6	6
Prelim Prot Order	PP	11	6	17	11	-	-	6	11
Show Cause	SC	1	0	1	1	-	-	-	1
Unlawful Detainer	UD	48	57	72	50	26	9	22	15
Warrant in Debt	WD	231	276	348	227	51	104	121	72
Civil Total		398	379	575	390	79	115	179	196

Cumberland Totals	4,555	5,777	7,303	4,605	2,964	115	2,690	1,526
--------------------------	--------------	--------------	--------------	--------------	--------------	------------	--------------	--------------



CASELOAD STATISTICS OF THE GENERAL DISTRICT COURTS

January 2018 thru December 2018

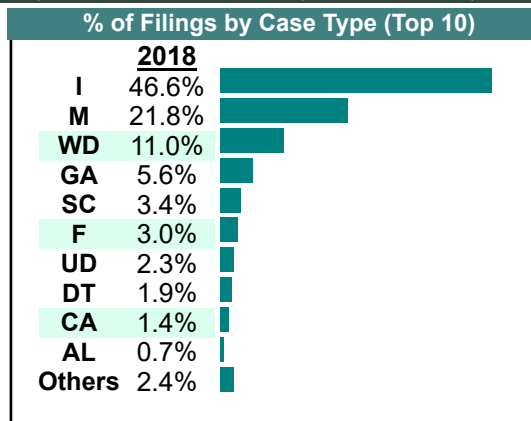
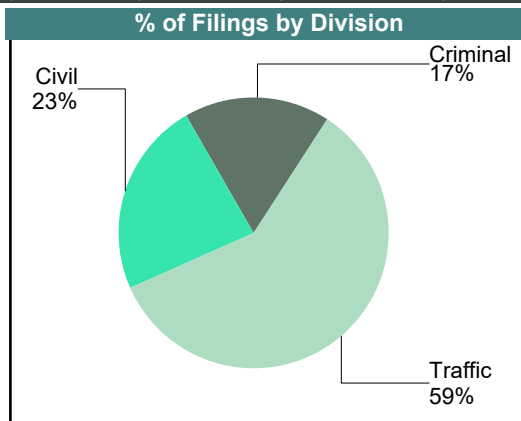
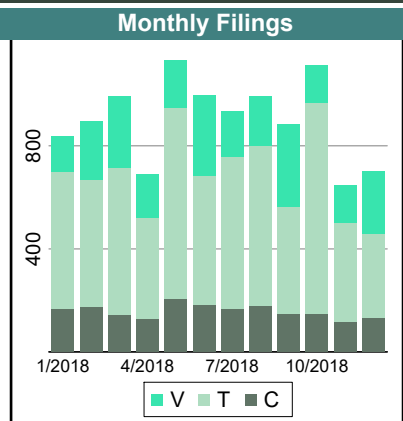
Halifax
District: **10**
Court ID: **210083**

<u>Criminal</u>		Filings	Hearings	Transactions	Concluded	Final Judgmt	Def Judgmt	Cont	Waived
Capias	CA	80	223	223	88	88	-	135	0
Civil Violation	CV	12	33	33	14	14	-	19	0
Felony	F	309	1,146	1,147	295	294	-	851	1
Misdemeanor	M	1,169	3,030	3,073	1,119	1,076	-	1,954	43
Motion	MO	34	35	35	34	34	-	1	0
Show Cause	SC	287	663	663	282	282	-	381	0
Criminal Total		1,891	5,130	5,174	1,832	1,788	-	3,341	44

<u>Traffic</u>		Filings	Hearings	Transactions	Concluded	Final Judgmt	Def Judgmt	Cont	Waived
Capias	CA	70	194	194	75	75	-	119	0
Civil Violation	CV	1	1	1	1	1	-	-	0
Felony	F	12	52	52	11	11	-	41	0
Infraction	I	5,038	4,785	6,426	5,035	3,394	-	1,391	1,641
Misdemeanor	M	1,187	2,459	2,459	1,235	1,235	-	1,224	0
Motion	MO	4	4	4	4	4	-	-	0
Restricted O/L	RL	15	19	19	15	15	-	4	0
Show Cause	SC	70	217	217	67	67	-	150	0
Traffic Total		6,397	7,731	9,372	6,443	4,802	-	2,929	1,641

<u>Civil</u>		Filings	Hearings	Transactions	Concluded	Final Judgmt	Def Judgmt	Cont	Waived
Abstract	AJ	7	0	7	7	-	-	-	7
Admin License	AL	75	3	75	72	-	-	-	72
Bond Forfeiture	BF	40	35	75	40	-	-	33	40
Detinue	DT	204	219	299	208	10	118	91	80
Garnishment	GA	609	44	651	607	-	-	41	607
Impoundment	IM	18	0	18	18	-	-	-	18
Interrogatory	IN	15	16	32	16	-	-	16	16
Motion for Judgment	MJ	3	3	4	2	-	1	2	1
Overweight	OC	0	1	2	1	-	-	1	1
Other	OT	6	0	7	7	-	-	-	7
Protective Order	PO	42	24	64	40	-	-	20	40
Prelim Prot Order	PP	58	73	124	51	-	-	63	51
Petition-Restore Arms	PR	2	5	7	2	-	-	5	2
Show Cause	SC	14	6	19	13	-	-	6	13
Unlawful Detainer	UD	251	180	311	250	48	71	61	131
Warrant in Debt	WD	1,185	1,308	1,661	1,214	81	780	443	353
Civil Total		2,529	1,917	3,356	2,548	139	970	782	1,439

Halifax Totals		10,817	14,778	17,902	10,823	6,729	970	7,052	3,124
-----------------------	--	---------------	---------------	---------------	---------------	--------------	------------	--------------	--------------



CASELOAD STATISTICS OF THE GENERAL DISTRICT COURTS

January 2018 thru December 2018

Lunenburg

District: **10**

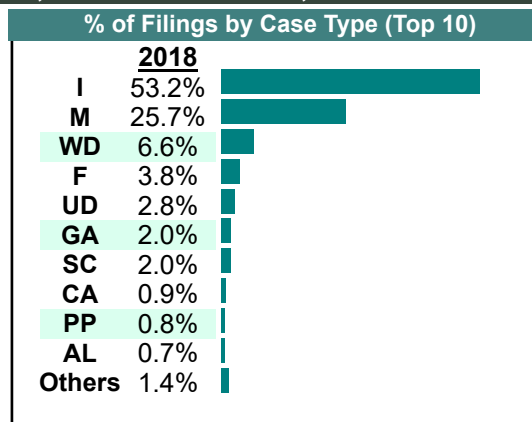
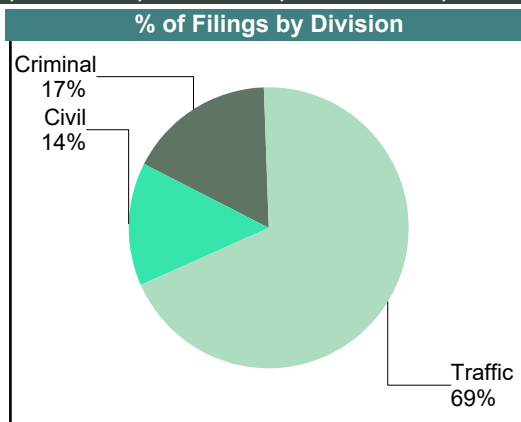
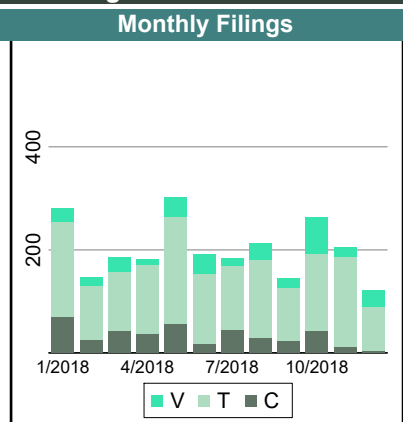
Court ID: **210111**

Criminal		Filings	Hearings	Transactions	Concluded	Final Judgmt	Def Judgmt	Cont	Waived
Capias	CA	19	52	52	16	16	-	36	0
Civil Violation	CV	3	7	7	3	3	-	4	0
Felony	F	89	376	376	88	88	-	287	0
Misdemeanor	M	255	597	607	245	235	-	362	10
Show Cause	SC	40	87	87	38	38	-	49	0
Criminal Total		406	1,119	1,129	390	380	-	738	10

Traffic		Filings	Hearings	Transactions	Concluded	Final Judgmt	Def Judgmt	Cont	Waived
Capias	CA	4	30	30	8	8	-	22	0
Felony	F	4	15	15	4	4	-	11	0
Infraction	I	1,290	1,235	1,652	1,292	875	-	360	417
Misdemeanor	M	367	648	649	368	367	-	281	1
Show Cause	SC	7	20	20	8	8	-	12	0
Traffic Total		1,672	1,948	2,366	1,680	1,262	-	686	418

Civil		Filings	Hearings	Transactions	Concluded	Final Judgmt	Def Judgmt	Cont	Waived
Admin License	AL	16	0	16	16	-	-	-	16
Detinue	DT	4	2	5	4	1	-	1	3
Garnishment	GA	49	4	51	47	-	-	2	47
Impoundment	IM	9	0	9	9	-	-	-	9
Motion for Judgment	MJ	2	3	4	2	1	-	2	1
Other	OT	1	0	1	1	-	-	-	1
Protective Order	PO	16	3	18	15	-	-	3	15
Prelim Prot Order	PP	19	14	31	17	-	-	14	17
Show Cause	SC	1	1	2	1	-	-	1	1
Unlawful Detainer	UD	69	61	75	69	24	31	6	14
Warrant in Debt	WD	160	180	230	149	14	85	81	50
Civil Total		346	268	442	330	40	116	110	174

Lunenburg Totals	2,424	3,335	3,937	2,400	1,682	116	1,534	602
-------------------------	--------------	--------------	--------------	--------------	--------------	------------	--------------	------------



CASELOAD STATISTICS OF THE GENERAL DISTRICT COURTS

January 2018 thru December 2018

Mecklenburg

District: **10**

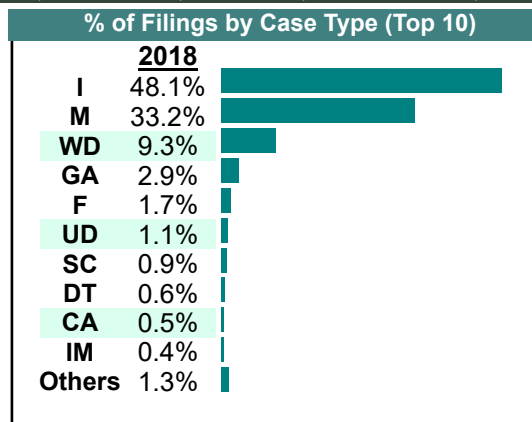
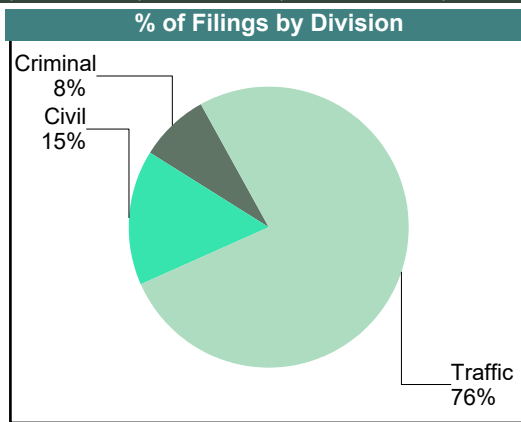
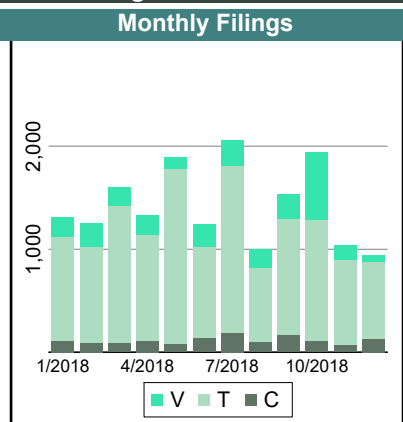
Court ID: **210117**

<u>Criminal</u>		Filings	Hearings	Transactions	Concluded	Final Judgmt	Def Judgmt	Cont	Waived
Capias	CA	57	143	143	62	62	-	81	0
Civil Violation	CV	37	59	63	39	35	-	24	4
Felony	F	259	647	797	253	103	-	544	150
Misdemeanor	M	948	1,935	2,045	913	803	-	1,132	110
Show Cause	SC	110	223	223	111	111	-	112	0
Criminal Total		1,411	3,007	3,271	1,378	1,114	-	1,893	264

<u>Traffic</u>		Filings	Hearings	Transactions	Concluded	Final Judgmt	Def Judgmt	Cont	Waived
Capias	CA	28	85	85	30	30	-	55	0
Felony	F	25	49	58	16	7	-	42	9
Infraction	I	8,243	6,709	9,995	8,087	4,801	-	1,908	3,286
Misdemeanor	M	4,735	5,927	7,001	4,552	3,478	-	2,449	1,074
Show Cause	SC	48	109	109	39	39	-	70	0
Traffic Total		13,079	12,879	17,248	12,724	8,355	-	4,524	4,369

<u>Civil</u>		Filings	Hearings	Transactions	Concluded	Final Judgmt	Def Judgmt	Cont	Waived
Abstract	AJ	5	0	5	5	-	-	-	5
Admin License	AL	61	0	61	61	-	-	-	61
Bond Forfeiture	BF	8	4	10	7	-	1	3	6
Detinue	DT	100	138	179	103	11	51	76	41
Garnishment	GA	503	26	530	504	-	-	26	504
Impoundment	IM	64	0	64	64	-	-	-	64
Interrogatory	IN	10	15	22	7	-	-	15	7
Motion for Judgment	MJ	8	9	13	7	1	2	6	4
Overweight	OC	1	0	1	1	-	-	-	1
Other	OT	20	0	20	20	-	-	-	20
Protective Order	PO	38	13	51	38	-	-	13	38
Prelim Prot Order	PP	38	5	43	38	-	-	5	38
Show Cause	SC	2	3	5	2	-	-	3	2
Tenants Assertion	TA	1	0	1	1	-	-	-	1
Unlawful Detainer	UD	196	168	227	196	55	82	31	59
Warrant in Debt	WD	1,597	1,509	2,136	1,675	95	953	461	627
Civil Total		2,652	1,890	3,368	2,729	162	1,089	639	1,478

Mecklenburg Totals		17,142	17,776	23,887	16,831	9,631	1,089	7,056	6,111
---------------------------	--	---------------	---------------	---------------	---------------	--------------	--------------	--------------	--------------



CASELOAD STATISTICS OF THE GENERAL DISTRICT COURTS

January 2018 thru December 2018

Prince Edward

District: 10

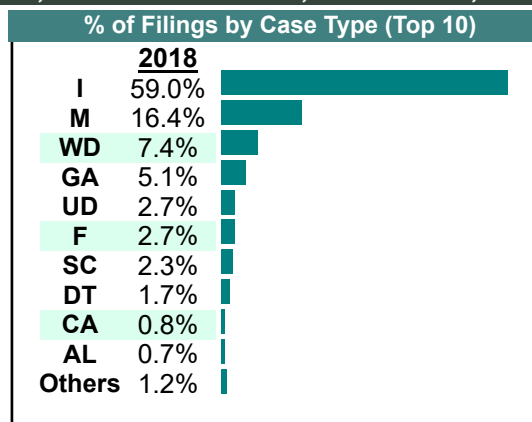
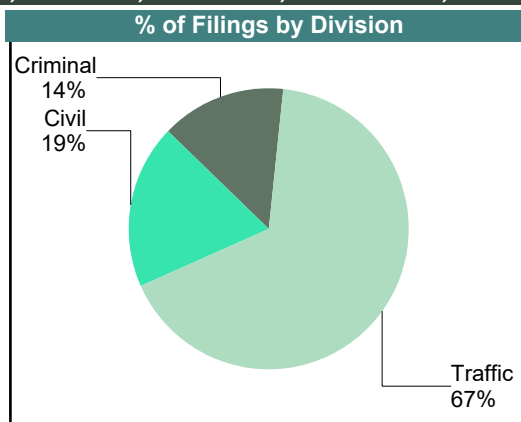
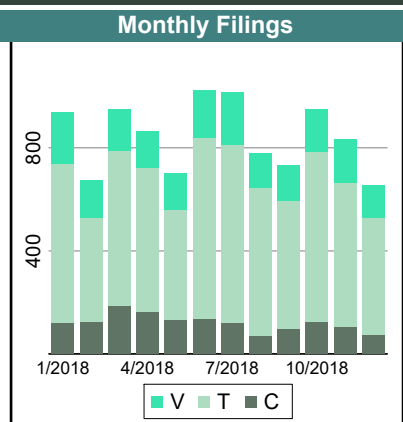
Court ID: 210147

<u>Criminal</u>		Filings	Hearings	Transactions	Concluded	Final Judgmt	Def Judgmt	Cont	Waived
Capias	CA	60	185	185	59	59	-	126	0
Civil Violation	CV	31	80	80	31	31	-	49	0
Felony	F	271	1,009	1,017	297	289	-	720	8
Misdemeanor	M	927	2,649	2,711	924	862	-	1,786	62
Show Cause	SC	173	492	492	158	158	-	333	0
Criminal Total		1,462	4,415	4,485	1,469	1,399	-	3,014	70

<u>Traffic</u>		Filings	Hearings	Transactions	Concluded	Final Judgmt	Def Judgmt	Cont	Waived
Capias	CA	17	45	45	20	20	-	25	0
Felony	F	1	10	11	3	2	-	8	1
Infraction	I	5,960	5,664	7,787	5,953	3,830	-	1,831	2,123
Misdemeanor	M	735	1,654	1,657	763	760	-	893	3
Show Cause	SC	28	59	59	30	30	-	29	0
Traffic Total		6,741	7,432	9,559	6,769	4,642	-	2,786	2,127

<u>Civil</u>		Filings	Hearings	Transactions	Concluded	Final Judgmt	Def Judgmt	Cont	Waived
Abstract	AJ	8	2	8	8	1	1	-	6
Admin License	AL	74	11	79	68	-	-	4	68
Capias	CA	2	1	4	3	-	-	1	3
Counter Claim	CC	1	1	3	3	-	1	-	2
Detinue	DT	173	176	263	176	18	71	87	87
Garnishment	GA	518	107	628	521	-	-	107	521
Impoundment	IM	6	4	6	2	-	-	-	2
Interrogatory	IN	44	34	70	36	-	-	34	36
Overweight	OC	0	1	2	1	-	-	1	1
Other	OT	1	1	1	0	-	-	-	0
Protective Order	PO	3	4	7	3	-	-	4	3
Prelim Prot Order	PP	21	7	26	19	-	-	5	19
Petition-Restore Arms	PR	2	1	3	2	-	-	1	2
Show Cause	SC	29	13	44	31	-	-	13	31
Tenants Assertion	TA	1	2	2	1	1	-	1	0
Unlawful Detainer	UD	273	249	375	273	57	90	102	126
Warrant in Debt	WD	749	969	1,216	780	98	435	436	247
Civil Total		1,905	1,583	2,737	1,927	175	598	796	1,154

Prince Edward Totals	10,108	13,430	16,781	10,165	6,216	598	6,596	3,351
-----------------------------	---------------	---------------	---------------	---------------	--------------	------------	--------------	--------------



Filings by Court & Division

	Appomattox	Buckingham	Charlotte	Cumberland	Halifax	Lunenburg	Mecklenburg	Prince Edward	Total	
C	Misdemeanor	362 8%	330 7%	260 6%	320 7%	1,169 26%	255 6%	948 21%	927 20%	4,571
	Felony	145 10%	127 9%	113 8%	82 6%	309 22%	89 6%	259 19%	271 19%	1,395
	Show Cause	48 6%	41 5%	41 5%	38 5%	287 37%	40 5%	110 14%	173 22%	778
	Capias	17 6%	14 5%	14 5%	14 5%	80 29%	19 7%	57 21%	60 22%	275
	Civil Violation	3 3%	1 1%	15 14%	3 3%	12 11%	3 3%	37 35%	31 30%	105
	Motion	- 0%	- 0%	- 0%	- 0%	34 100%	- 0%	- 0%	- 0%	34
	Total	575 8%	513 7%	443 6%	457 6%	1,891 26%	406 6%	1,411 20%	1,462 20%	7,158
T	Infraction	2,569 8%	2,256 7%	3,449 11%	3,337 10%	5,038 16%	1,290 4%	8,243 26%	5,960 19%	32,142
	Misdemeanor	363 4%	570 6%	513 6%	327 4%	1,187 13%	367 4%	4,735 54%	735 8%	8,797
	Show Cause	11 5%	14 6%	22 10%	22 10%	70 32%	7 3%	48 22%	28 13%	222
	Capias	6 4%	2 1%	16 10%	13 8%	70 45%	4 3%	28 18%	17 11%	156
	Felony	8 13%	5 8%	5 8%	1 2%	12 20%	4 7%	25 41%	1 2%	61
	Restricted O/L	- 0%	- 0%	- 0%	- 0%	15 100%	- 0%	- 0%	- 0%	15
	Civil Violation	1 11%	2 22%	5 56%	- 0%	1 11%	- 0%	- 0%	- 0%	9
	Motion	- 0%	- 0%	- 0%	- 0%	4 100%	- 0%	- 0%	- 0%	4
Total	2,958 7%	2,849 7%	4,010 10%	3,700 9%	6,397 15%	1,672 4%	13,079 32%	6,741 16%	41,406	
V	Warrant in Debt	452 9%	291 6%	317 6%	231 5%	1,185 24%	160 3%	1,597 32%	749 15%	4,982
	Garnishment	178 8%	106 5%	95 4%	72 3%	609 29%	49 2%	503 24%	518 24%	2,130
	Unlawful Detainer	77 7%	85 8%	107 10%	48 4%	251 23%	69 6%	196 18%	273 25%	1,106
	Detinue	191 28%	10 1%	- 0%	3 0%	204 30%	4 1%	100 15%	173 25%	685
	Admin License	20 6%	23 7%	27 9%	17 5%	75 24%	16 5%	61 19%	74 24%	313
	Prelim Prot Order	23 12%	14 7%	16 8%	11 6%	58 29%	19 10%	38 19%	21 11%	200
	Interrogatory	55 32%	13 7%	34 20%	3 2%	15 9%	- 0%	10 6%	44 25%	174

	Appomattox	Buckingham	Charlotte	Cumberland	Halifax	Lunenburg	Mecklenburg	Prince Edward	Total
V Protective Order	23	11	7	6	42	16	38	3	146
	16%	8%	5%	4%	29%	11%	26%	2%	
Impoundment	10	19	12	-	18	9	64	6	138
	7%	14%	9%	0%	13%	7%	46%	4%	
Show Cause	43	6	2	1	14	1	2	29	98
	44%	6%	2%	1%	14%	1%	2%	30%	
Bond Forfeiture	1	-	-	2	40	-	8	-	51
	2%	0%	0%	4%	78%	0%	16%	0%	
Other	6	2	13	-	6	1	20	1	49
	12%	4%	27%	0%	12%	2%	41%	2%	
Abstract	6	7	-	-	7	-	5	8	33
	18%	21%	0%	0%	21%	0%	15%	24%	
Motion for Judgment	-	3	2	3	3	2	8	-	21
	0%	14%	10%	14%	14%	10%	38%	0%	
Capias	5	-	1	-	-	-	-	2	8
	63%	0%	13%	0%	0%	0%	0%	25%	
Petition-Restore Arms	1	1	-	-	2	-	-	2	6
	17%	17%	0%	0%	33%	0%	0%	33%	
Attachment	-	-	5	-	-	-	-	-	5
	0%	0%	100%	0%	0%	0%	0%	0%	
Overweight	-	-	-	1	-	-	1	-	2
	0%	0%	0%	50%	0%	0%	50%	0%	
Tenants Assertion	-	-	-	-	-	-	1	1	2
	0%	0%	0%	0%	0%	0%	50%	50%	
Counter Claim	-	-	-	-	-	-	-	1	1
	0%	0%	0%	0%	0%	0%	0%	100%	
Distress Seizure	-	-	1	-	-	-	-	-	1
	0%	0%	100%	0%	0%	0%	0%	0%	
Restricted O/L	-	-	1	-	-	-	-	-	1
	0%	0%	100%	0%	0%	0%	0%	0%	
<hr/>									
Total	1,091	591	640	398	2,529	346	2,652	1,905	10,152
	11%	6%	6%	4%	25%	3%	26%	19%	
<hr/>									
Total	4,624	3,953	5,093	4,555	10,817	2,424	17,142	10,108	58,716
	8%	7%	9%	8%	18%	4%	29%	17%	

CASELOAD STATISTICS OF THE GENERAL DISTRICT COURTS

January 2018 thru December 2018

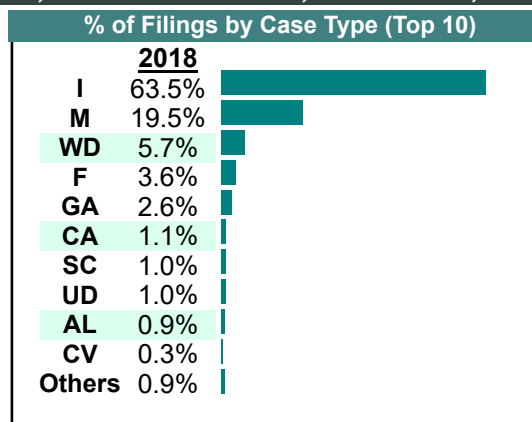
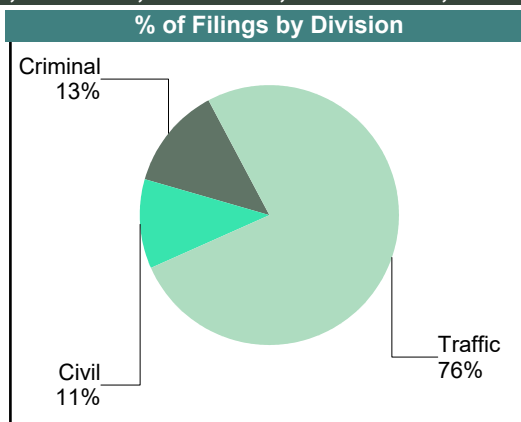
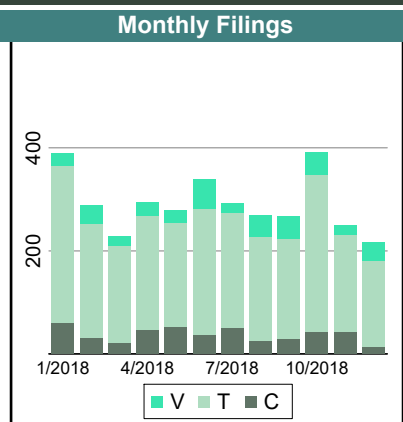
Amelia
District: 11
Court ID: 211007

Criminal		Filings	Hearings	Transactions	Concluded	Final Judgmt	Def Judgmt	Cont	Waived
Capias	CA	19	51	51	25	25	-	26	0
Civil Violation	CV	10	16	16	9	9	-	6	0
Felony	F	120	343	343	126	126	-	217	0
Misdemeanor	M	280	743	751	267	259	-	484	8
Show Cause	SC	23	45	45	21	21	-	24	0
Criminal Total		452	1,198	1,206	448	440	-	757	8

Traffic		Filings	Hearings	Transactions	Concluded	Final Judgmt	Def Judgmt	Cont	Waived
Capias	CA	19	42	42	13	13	-	29	0
Civil Violation	CV	1	2	2	1	1	-	1	0
Felony	F	5	18	18	5	5	-	13	0
Infraction	I	2,228	2,137	2,931	2,246	1,452	-	680	794
Misdemeanor	M	403	984	984	409	409	-	574	0
Restricted O/L	RL	1	1	1	1	1	-	-	0
Show Cause	SC	11	37	37	12	12	-	24	0
Traffic Total		2,668	3,221	4,015	2,687	1,893	-	1,321	794

Civil		Filings	Hearings	Transactions	Concluded	Final Judgmt	Def Judgmt	Cont	Waived
Abstract	AJ	3	0	3	3	-	-	-	3
Admin License	AL	30	23	31	8	-	-	2	8
Bond Forfeiture	BF	3	7	7	1	1	-	6	0
Capias	CA	1	1	2	1	-	-	1	1
Detinue	DT	5	4	7	5	-	2	2	3
Garnishment	GA	90	19	106	87	-	-	16	87
Impoundment	IM	7	3	7	4	-	-	-	4
Interrogatory	IN	1	0	1	1	-	-	-	1
Motion for Judgment	MJ	5	7	9	4	2	-	4	2
Overweight	OC	1	0	1	1	-	-	-	1
Protective Order	PO	4	5	9	4	-	-	5	4
Prelim Prot Order	PP	2	6	7	1	-	-	6	1
Show Cause	SC	1	1	1	1	-	1	-	0
Unlawful Detainer	UD	35	42	49	32	13	12	17	7
Warrant in Debt	WD	199	211	289	207	25	104	82	78
Civil Total		387	329	529	360	41	119	141	200

Amelia Totals	3,507	4,748	5,750	3,495	2,374	119	2,219	1,002
----------------------	--------------	--------------	--------------	--------------	--------------	------------	--------------	--------------



CASELOAD STATISTICS OF THE GENERAL DISTRICT COURTS

January 2018 thru December 2018

Dinwiddie

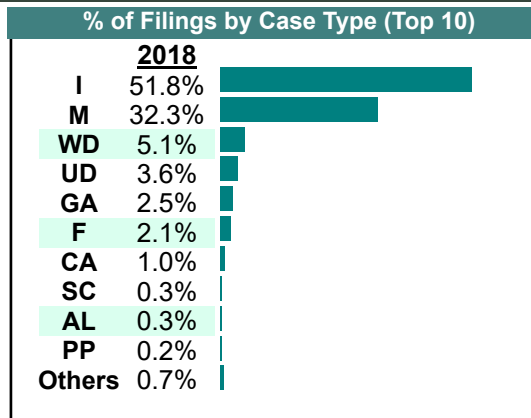
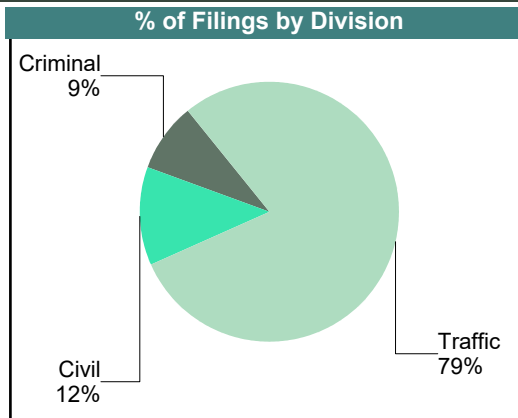
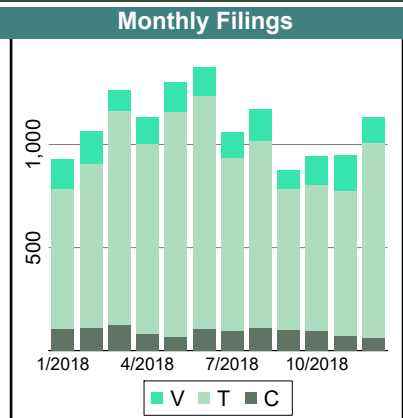
District: 11
Court ID: 211053

Criminal		Filings	Hearings	Transactions	Concluded	Final Judgmt	Def Judgmt	Cont	Waived
Capias	CA	52	204	204	64	64	-	140	0
Civil Violation	CV	18	51	51	19	19	-	32	0
Felony	F	280	1,013	1,013	276	276	-	737	0
Misdemeanor	M	750	2,217	2,245	814	786	-	1,430	28
Show Cause	SC	29	103	103	35	35	-	68	0
Criminal Total		1,129	3,588	3,616	1,208	1,180	-	2,407	28

Traffic		Filings	Hearings	Transactions	Concluded	Final Judgmt	Def Judgmt	Cont	Waived
Capias	CA	75	228	228	94	94	-	134	0
Felony	F	2	6	6	2	2	-	4	0
Infraction	I	6,834	6,205	8,907	6,854	4,152	-	2,053	2,702
Misdemeanor	M	3,515	6,756	6,757	3,700	3,699	-	3,057	1
Restricted O/L	RL	18	18	18	18	18	-	-	0
Show Cause	SC	14	38	38	15	15	-	23	0
Traffic Total		10,458	13,251	15,954	10,683	7,980	-	5,271	2,703

Civil		Filings	Hearings	Transactions	Concluded	Final Judgmt	Def Judgmt	Cont	Waived
Abstract	AJ	9	0	9	9	-	-	-	9
Admin License	AL	34	0	34	34	-	-	-	34
Bond Forfeiture	BF	7	5	12	8	1	-	4	7
Detinue	DT	12	18	22	11	2	5	11	4
Garnishment	GA	334	42	371	329	-	-	42	329
Impoundment	IM	9	0	9	9	-	-	-	9
Interrogatory	IN	5	0	5	5	-	-	-	5
Protective Order	PO	6	0	6	6	-	-	-	6
Prelim Prot Order	PP	32	4	36	32	-	-	4	32
Petition-Restore Arms	PR	3	3	6	3	-	-	3	3
Show Cause	SC	3	1	3	2	-	-	1	2
Tenants Assertion	TA	1	3	3	1	1	-	2	0
Unlawful Detainer	UD	476	361	594	480	83	164	114	233
Warrant in Debt	WD	674	680	861	687	93	413	174	181
Civil Total		1,605	1,117	1,971	1,616	180	582	355	854

Dinwiddie Totals		Filings	Hearings	Transactions	Concluded	Final Judgmt	Def Judgmt	Cont	Waived
		13,192	17,956	21,541	13,507	9,340	582	8,033	3,585



CASELOAD STATISTICS OF THE GENERAL DISTRICT COURTS

January 2018 thru December 2018

Nottoway

District: 11

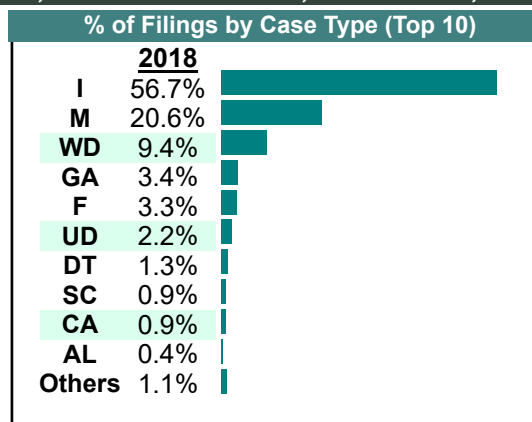
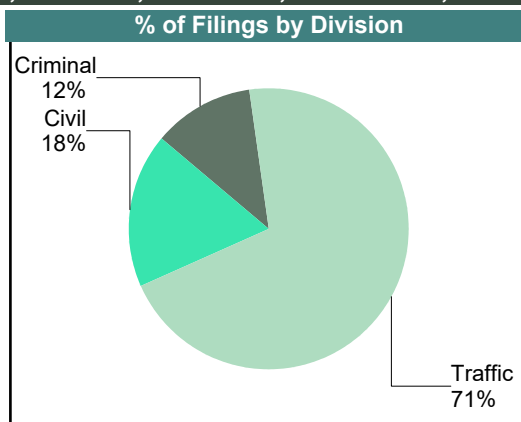
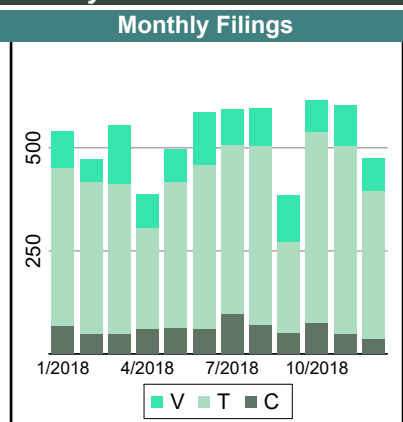
Court ID: 211135

<u>Criminal</u>		Filings	Hearings	Transactions	Concluded	Final Judgmt	Def Judgmt	Cont	Waived
Capias	CA	29	81	81	32	32	-	49	0
Civil Violation	CV	9	24	24	10	10	-	14	0
Felony	F	192	639	639	173	173	-	466	0
Misdemeanor	M	478	1,186	1,197	458	447	-	739	11
Motion	MO	1	1	1	1	1	-	-	0
Show Cause	SC	27	53	53	25	25	-	28	0
Criminal Total		736	1,984	1,995	699	688	-	1,296	11

<u>Traffic</u>		Filings	Hearings	Transactions	Concluded	Final Judgmt	Def Judgmt	Cont	Waived
Capias	CA	25	57	57	25	25	-	32	0
Felony	F	15	44	44	15	15	-	29	0
Infraction	I	3,572	3,543	4,668	3,581	2,456	-	1,087	1,125
Misdemeanor	M	820	1,672	1,672	797	797	-	875	0
Show Cause	SC	20	26	26	18	18	-	8	0
Traffic Total		4,452	5,342	6,467	4,436	3,311	-	2,031	1,125

<u>Civil</u>		Filings	Hearings	Transactions	Concluded	Final Judgmt	Def Judgmt	Cont	Waived
Abstract	AJ	9	0	9	9	-	-	-	9
Admin License	AL	23	3	23	20	-	-	-	20
Bond Forfeiture	BF	3	2	4	3	-	1	1	2
Counter Claim	CC	1	1	2	1	-	-	1	1
Detinue	DT	79	78	107	77	8	40	30	29
Garnishment	GA	217	45	246	201	-	-	42	201
Impoundment	IM	2	0	2	2	-	-	-	2
Interrogatory	IN	16	20	31	11	-	-	20	11
Motion for Judgment	MJ	2	1	3	2	-	-	1	2
Overweight	OC	2	1	3	2	-	-	1	2
Protective Order	PO	11	0	11	11	-	-	-	11
Prelim Prot Order	PP	11	3	14	11	-	-	3	11
Show Cause	SC	9	7	13	6	-	-	6	6
Tenants Assertion	TA	1	1	2	1	-	-	1	1
Unlawful Detainer	UD	138	130	181	141	30	60	40	51
Warrant in Debt	WD	590	590	766	573	58	339	192	176
Civil Total		1,114	882	1,417	1,071	96	440	338	535

Nottoway Totals		6,302	8,208	9,879	6,206	4,095	440	3,665	1,671
------------------------	--	--------------	--------------	--------------	--------------	--------------	------------	--------------	--------------



CASELOAD STATISTICS OF THE GENERAL DISTRICT COURTS

January 2018 thru December 2018

Petersburg

District: 11

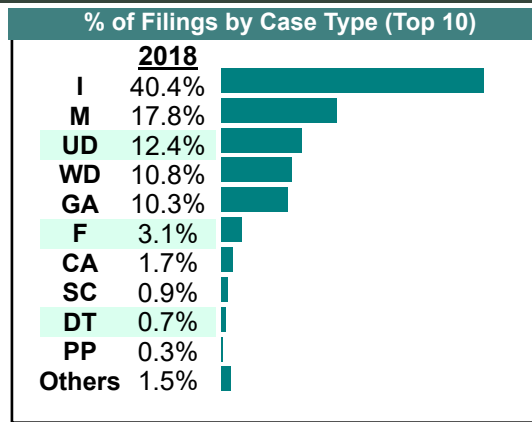
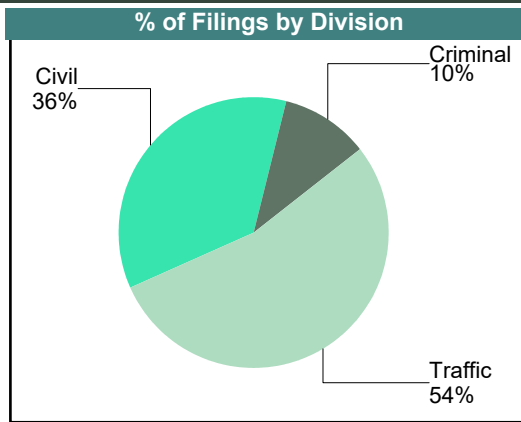
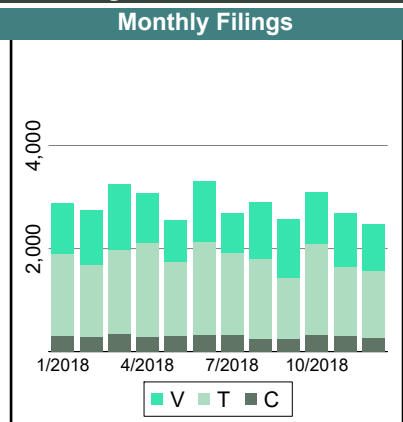
Court ID: 211730

Criminal		Filings	Hearings	Transactions	Concluded	Final Judgmt	Def Judgmt	Cont	Waived
Capias	CA	303	801	801	316	316	-	485	0
Civil Violation	CV	48	127	127	48	48	-	79	0
Felony	F	1,017	3,540	3,596	1,042	986	-	2,554	56
Misdemeanor	M	2,055	5,150	5,165	1,922	1,907	-	3,240	15
Show Cause	SC	163	323	323	160	160	-	162	0
Criminal Total		3,586	9,941	10,012	3,488	3,417	-	6,520	71

Traffic		Filings	Hearings	Transactions	Concluded	Final Judgmt	Def Judgmt	Cont	Waived
Capias	CA	291	679	679	260	260	-	419	0
Civil Violation	CV	4	4	4	3	3	-	1	0
Felony	F	55	206	208	61	59	-	147	2
Infraction	I	13,838	14,119	17,942	13,476	9,653	-	4,456	3,823
Misdemeanor	M	4,022	7,635	7,637	3,666	3,664	-	3,967	2
Other	O	33	52	52	36	36	-	16	0
Restricted O/L	RL	85	85	85	84	84	-	-	0
Show Cause	SC	94	155	155	68	68	-	87	0
Traffic Total		18,422	22,935	26,762	17,654	13,827	-	9,093	3,827

Civil		Filings	Hearings	Transactions	Concluded	Final Judgmt	Def Judgmt	Cont	Waived
Abstract	AJ	14	1	14	14	-	1	-	13
Admin License	AL	33	3	33	30	-	-	-	30
Bond Forfeiture	BF	32	22	43	24	2	1	17	21
Capias	CA	1	0	1	1	-	-	-	1
Counter Claim	CC	2	2	3	2	1	-	1	1
Detinue	DT	254	192	289	253	12	144	35	97
Garnishment	GA	3,529	609	4,060	3,451	-	-	576	3,451
Impoundment	IM	7	1	7	6	-	-	-	6
Interrogatory	IN	41	50	90	40	-	-	49	40
Motion for Judgment	MJ	45	57	94	44	2	5	50	37
Other	OT	51	6	52	49	3	-	1	46
Protective Order	PO	85	22	88	75	9	-	2	66
Prelim Prot Order	PP	90	19	102	86	3	-	13	83
Petition-Restore Arms	PR	2	1	2	1	-	-	1	1
Show Cause	SC	59	46	92	59	4	9	33	46
Tenants Assertion	TA	22	27	33	17	10	1	16	6
Unlawful Detainer	UD	4,241	3,068	4,670	4,239	691	1,946	431	1,602
Warrant in Debt	WD	3,701	3,823	4,667	3,764	301	2,619	902	844
Civil Total		12,209	7,949	14,340	12,155	1,038	4,726	2,127	6,391

Petersburg Totals	34,217	40,825	51,114	33,297	18,282	4,726	17,740	10,289
--------------------------	---------------	---------------	---------------	---------------	---------------	--------------	---------------	---------------



CASELOAD STATISTICS OF THE GENERAL DISTRICT COURTS

January 2018 thru December 2018

Powhatan

District: 11

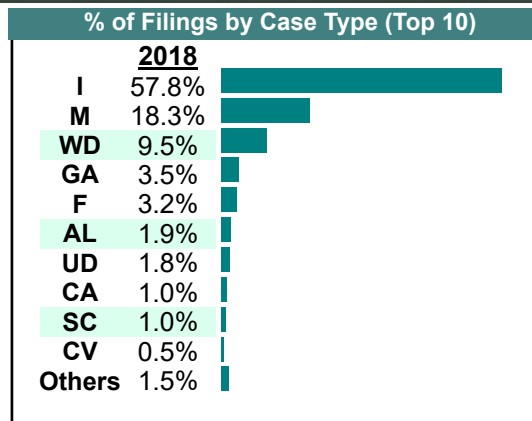
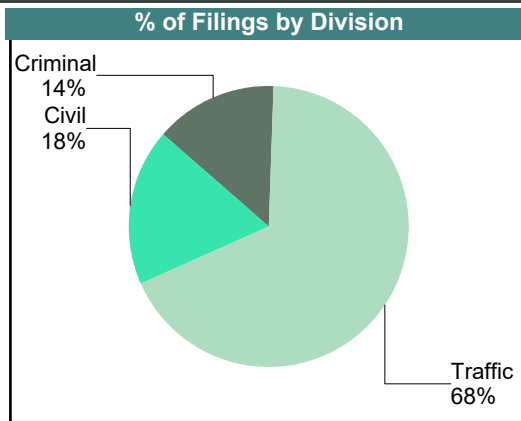
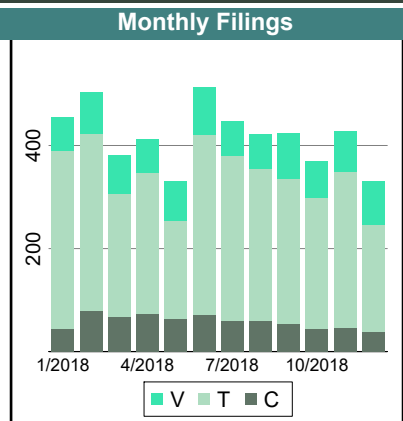
Court ID: 211145

Criminal		Filings	Hearings	Transactions	Concluded	Final Judgmt	Def Judgmt	Cont	Waived
Capias	CA	34	124	124	43	43	-	81	0
Civil Violation	CV	27	66	66	29	29	-	37	0
Felony	F	157	563	563	210	210	-	353	0
Misdemeanor	M	453	1,370	1,383	516	503	-	867	13
Show Cause	SC	36	106	106	36	36	-	70	0
Criminal Total		707	2,229	2,242	834	821	-	1,408	13

Traffic		Filings	Hearings	Transactions	Concluded	Final Judgmt	Def Judgmt	Cont	Waived
Capias	CA	18	59	59	18	18	-	41	0
Civil Violation	CV	0	1	1	1	1	-	-	0
Felony	F	4	16	16	7	7	-	9	0
Infraction	I	2,897	2,852	3,866	2,937	1,923	-	928	1,014
Misdemeanor	M	463	1,205	1,205	495	495	-	710	0
Restricted O/L	RL	8	9	9	8	8	-	1	0
Show Cause	SC	9	23	23	11	11	-	12	0
Traffic Total		3,399	4,165	5,179	3,477	2,463	-	1,701	1,014

Civil		Filings	Hearings	Transactions	Concluded	Final Judgmt	Def Judgmt	Cont	Waived
Abstract	AJ	8	0	8	8	-	-	-	8
Admin License	AL	97	0	97	97	-	-	-	97
Bond Forfeiture	BF	0	0	1	1	-	-	-	1
Detinue	DT	5	7	10	5	-	2	5	3
Garnishment	GA	178	33	206	173	-	-	33	173
Interrogatory-Not	IC	4	0	4	4	-	-	-	4
Impoundment	IM	19	0	19	19	-	-	-	19
Other	OT	6	0	6	6	-	-	-	6
Protective Order	PO	8	4	12	8	-	-	4	8
Prelim Prot Order	PP	12	5	17	12	-	-	5	12
Petition-Restore Arms	PR	2	2	4	2	-	-	2	2
Show Cause	SC	3	0	3	3	-	-	-	3
Tenants Assertion	TA	4	4	5	1	-	-	4	1
Unlawful Detainer	UD	88	69	114	89	14	30	25	45
Warrant in Debt	WD	474	486	649	449	35	251	200	163
Zoning Viol	ZO	1	3	4	1	-	-	3	1
Civil Total		909	613	1,159	878	49	283	281	546

Powhatan Totals		5,015	7,007	8,580	5,189	3,333	283	3,390	1,573
------------------------	--	--------------	--------------	--------------	--------------	--------------	------------	--------------	--------------



Filings by Court & Division

	Amelia	Dinwiddie	Nottoway	Petersburg	Powhatan	Total	
C	Misdemeanor	280 7%	750 19%	478 12%	2,055 51%	453 11%	4,016
	Felony	120 7%	280 16%	192 11%	1,017 58%	157 9%	1,766
	Capias	19 4%	52 12%	29 7%	303 69%	34 8%	437
	Show Cause	23 8%	29 10%	27 10%	163 59%	36 13%	278
	Civil Violation	10 9%	18 16%	9 8%	48 43%	27 24%	112
	Motion	- 0%	- 0%	1 100%	- 0%	- 0%	1
	Total	452 7%	1,129 17%	736 11%	3,586 54%	707 11%	6,610
T	Infraction	2,228 8%	6,834 23%	3,572 12%	13,838 47%	2,897 10%	29,369
	Misdemeanor	403 4%	3,515 38%	820 9%	4,022 44%	463 5%	9,223
	Capias	19 4%	75 18%	25 6%	291 68%	18 4%	428
	Show Cause	11 7%	14 9%	20 14%	94 64%	9 6%	148
	Restricted O/L	1 1%	18 16%	- 0%	85 76%	8 7%	112
	Felony	5 6%	2 2%	15 19%	55 68%	4 5%	81
	Other	- 0%	- 0%	- 0%	33 100%	- 0%	33
	Civil Violation	1 20%	- 0%	- 0%	4 80%	- 0%	5
Total	2,668 7%	10,458 27%	4,452 11%	18,422 47%	3,399 9%	39,399	
V	Warrant in Debt	199 4%	674 12%	590 10%	3,701 66%	474 8%	5,638
	Unlawful Detainer	35 1%	476 10%	138 3%	4,241 85%	88 2%	4,978
	Garnishment	90 2%	334 8%	217 5%	3,529 81%	178 4%	4,348
	Detinue	5 1%	12 3%	79 22%	254 72%	5 1%	355
	Admin License	30 14%	34 16%	23 11%	33 15%	97 45%	217
	Prelim Prot Order	2 1%	32 22%	11 7%	90 61%	12 8%	147
	Protective Order	4 4%	6 5%	11 10%	85 75%	8 7%	114

	Amelia	Dinwiddie	Nottoway	Petersburg	Powhatan	Total
V Show Cause	1	3	9	59	3	75
	1%	4%	12%	79%	4%	
Interrogatory	1	5	16	41	-	63
	2%	8%	25%	65%	0%	
Other	-	-	-	51	6	57
	0%	0%	0%	89%	11%	
Motion for Judgment	5	-	2	45	-	52
	10%	0%	4%	87%	0%	
Bond Forfeiture	3	7	3	32	-	45
	7%	16%	7%	71%	0%	
Impoundment	7	9	2	7	19	44
	16%	20%	5%	16%	43%	
Abstract	3	9	9	14	8	43
	7%	21%	21%	33%	19%	
Tenants Assertion	-	1	1	22	4	28
	0%	4%	4%	79%	14%	
Petition-Restore Arms	-	3	-	2	2	7
	0%	43%	0%	29%	29%	
Interrogatory-Not	-	-	-	-	4	4
	0%	0%	0%	0%	100%	
Counter Claim	-	-	1	2	-	3
	0%	0%	33%	67%	0%	
Overweight	1	-	2	-	-	3
	33%	0%	67%	0%	0%	
Capias	1	-	-	1	-	2
	50%	0%	0%	50%	0%	
Zoning Viol	-	-	-	-	1	1
	0%	0%	0%	0%	100%	
Total	387	1,605	1,114	12,209	909	16,224
	2%	10%	7%	75%	6%	
Total	<u>3,507</u>	<u>13,192</u>	<u>6,302</u>	<u>34,217</u>	<u>5,015</u>	<u>62,233</u>
	6%	21%	10%	55%	8%	

CASELOAD STATISTICS OF THE GENERAL DISTRICT COURTS

January 2018 thru December 2018

Chesterfield

District: 12

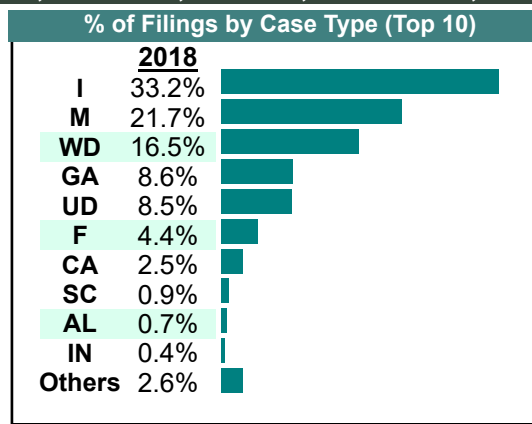
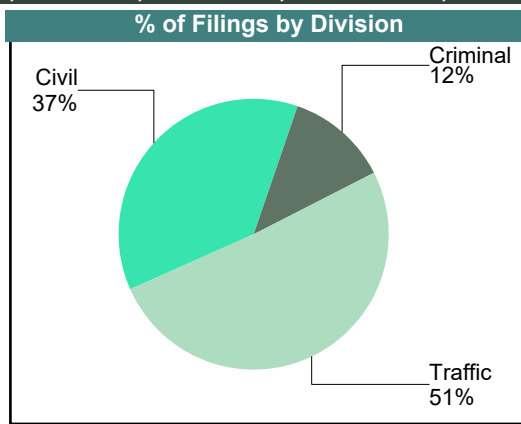
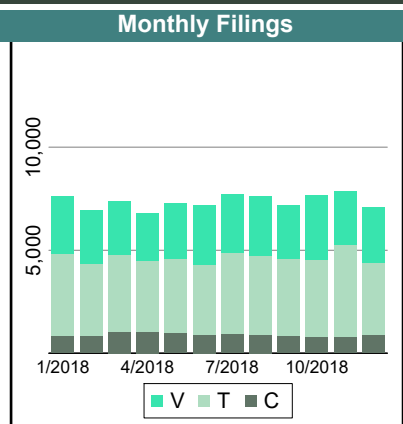
Court ID: 212041

Criminal		Filings	Hearings	Transactions	Concluded	Final Judgmt	Def Judgmt	Cont	Waived
Capias	CA	1,209	3,674	3,675	1,333	1,332	-	2,342	1
Civil Violation	CV	41	53	53	39	39	-	14	0
Felony	F	3,629	12,813	12,813	3,845	3,845	-	8,968	0
Misdemeanor	M	5,635	14,910	15,028	5,784	5,666	-	9,244	118
Motion	MO	94	99	99	94	94	-	5	0
Show Cause	SC	273	561	561	303	303	-	258	0
Criminal Total		10,881	32,110	32,229	11,398	11,279	-	20,831	119

Traffic		Filings	Hearings	Transactions	Concluded	Final Judgmt	Def Judgmt	Cont	Waived
Capias	CA	1,001	3,179	3,179	1,274	1,274	-	1,905	0
Civil Violation	CV	130	350	350	155	155	-	195	0
Felony	F	277	957	957	279	279	-	678	0
Infraction	I	29,362	28,844	40,088	29,825	18,581	-	10,261	11,244
Misdemeanor	M	13,489	28,251	28,971	13,968	13,248	-	15,001	720
Motion	MO	221	230	230	221	221	-	9	0
Other	O	7	8	8	7	7	-	1	0
Restricted O/L	RL	184	190	190	184	184	-	6	0
Show Cause	SC	187	448	448	215	215	-	233	0
Traffic Total		44,858	62,457	74,421	46,128	34,164	-	28,289	11,964

Civil		Filings	Hearings	Transactions	Concluded	Final Judgmt	Def Judgmt	Cont	Waived
Abstract	AJ	166	2	170	168	-	-	2	168
Admin License	AL	626	1	626	625	-	-	-	625
Bond Forfeiture	BF	61	66	118	66	9	5	51	52
Capias	CA	21	8	26	18	-	-	8	18
Counter Claim	CC	29	26	53	31	4	-	22	27
Custody Relief	CR	2	0	2	2	-	-	-	2
Detinue	DT	209	176	280	204	14	86	76	104
Garnishment	GA	7,593	2,249	9,743	7,494	-	-	2,248	7,494
Interrogatory-Not	IC	96	15	113	98	-	-	15	98
Impoundment	IM	113	0	113	113	-	-	-	113
Interrogatory	IN	354	457	799	342	-	-	457	342
Motion for Judgment	MJ	228	310	425	207	29	63	218	115
Overweight	OC	3	1	4	3	-	-	1	3
Other	OT	88	13	95	86	4	-	8	82
Protective Order	PO	263	111	377	266	-	-	111	266
Prelim Prot Order	PP	286	110	405	295	-	-	110	295
Petition-Restore Arms	PR	6	6	13	7	-	-	6	7
Restricted O/L	RL	2	1	3	2	-	-	1	2
Show Cause	SC	330	200	470	309	5	34	161	270
Tenants Assertion	TA	27	21	49	28	-	-	21	28
Third Party Claim	TH	5	9	17	11	3	-	6	8
Unlawful Detainer	UD	7,476	5,041	8,451	7,427	931	3,086	1,023	3,410
Warrant in Debt	WD	14,590	15,362	19,785	14,555	1,211	8,921	5,229	4,423
Civil Total		32,574	24,185	42,137	32,357	2,210	12,195	9,774	17,952

Chesterfield Totals	88,313	118,752	148,787	89,883	47,653	12,195	58,894	30,035
----------------------------	---------------	----------------	----------------	---------------	---------------	---------------	---------------	---------------



CASELOAD STATISTICS OF THE GENERAL DISTRICT COURTS

January 2018 thru December 2018

Colonial Heights

District: 12

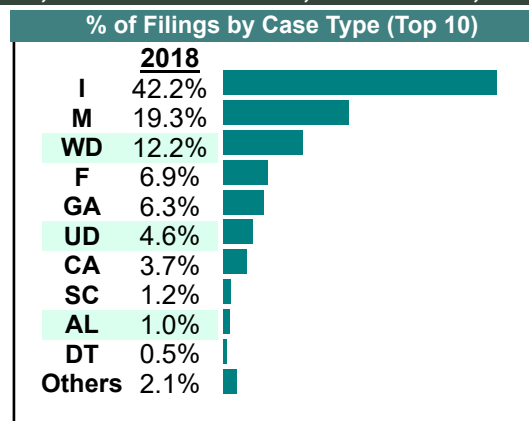
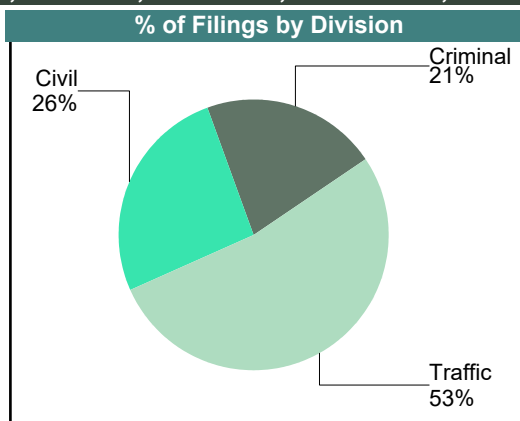
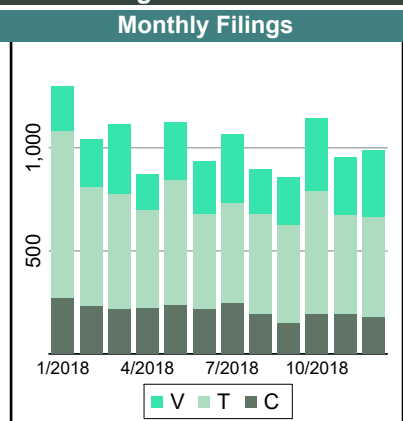
Court ID: 212570

<u>Criminal</u>		Filings	Hearings	Transactions	Concluded	Final Judgmt	Def Judgmt	Cont	Waived
Capias	CA	340	1,063	1,063	379	379	-	684	0
Civil Violation	CV	32	110	110	37	37	-	73	0
Felony	F	824	3,183	3,188	901	896	-	2,287	5
Misdemeanor	M	1,250	4,108	4,128	1,409	1,389	-	2,719	20
Motion	MO	18	19	19	18	18	-	1	0
Show Cause	SC	104	268	268	118	118	-	150	0
Criminal Total		2,568	8,751	8,776	2,862	2,837	-	5,914	25

<u>Traffic</u>		Filings	Hearings	Transactions	Concluded	Final Judgmt	Def Judgmt	Cont	Waived
Capias	CA	110	416	416	151	151	-	265	0
Civil Violation	CV	3	5	5	2	2	-	3	0
Felony	F	19	83	83	26	26	-	57	0
Infraction	I	5,180	5,163	7,028	5,182	3,317	-	1,845	1,865
Misdemeanor	M	1,125	2,761	2,789	1,199	1,171	-	1,590	28
Motion	MO	3	5	5	3	3	-	2	0
Restricted O/L	RL	33	37	37	33	33	-	4	0
Show Cause	SC	22	61	61	25	25	-	36	0
Traffic Total		6,495	8,531	10,424	6,621	4,728	-	3,802	1,893

<u>Civil</u>		Filings	Hearings	Transactions	Concluded	Final Judgmt	Def Judgmt	Cont	Waived
Abstract	AJ	13	0	13	13	-	-	-	13
Admin License	AL	122	0	122	122	-	-	-	122
Bond Forfeiture	BF	3	0	4	4	-	-	-	4
Counter Claim	CC	1	0	1	1	-	-	-	1
Detinue	DT	67	78	124	65	5	14	59	46
Garnishment	GA	777	258	1,047	789	-	-	258	789
Impoundment	IM	37	0	37	37	-	-	-	37
Interrogatory	IN	9	8	17	9	-	-	8	9
Motion for Judgment	MJ	1	1	1	0	-	-	1	0
Other	OT	32	3	33	32	2	-	1	30
Protective Order	PO	32	15	47	33	1	-	14	32
Prelim Prot Order	PP	41	30	72	42	-	-	30	42
Show Cause	SC	20	21	40	22	2	1	18	19
Tenants Assertion	TA	3	4	6	3	1	-	3	2
Unlawful Detainer	UD	563	470	677	566	119	240	111	207
Warrant in Debt	WD	1,500	1,503	2,099	1,488	216	676	611	596
Civil Total		3,221	2,391	4,340	3,226	346	931	1,114	1,949

Colonial Heights Totals	12,284	19,673	23,540	12,709	7,911	931	10,830	3,867
--------------------------------	---------------	---------------	---------------	---------------	--------------	------------	---------------	--------------



Filings by Court & Division

	Chesterfield		Colonial Heights		Total
C Misdemeanor	5,635	82%	1,250	18%	6,885
Felony	3,629	81%	824	19%	4,453
Capias	1,209	78%	340	22%	1,549
Show Cause	273	72%	104	28%	377
Motion	94	84%	18	16%	112
Civil Violation	41	56%	32	44%	73
Total	10,881	81%	2,568	19%	13,449
T Infraction	29,362	85%	5,180	15%	34,542
Misdemeanor	13,489	92%	1,125	8%	14,614
Capias	1,001	90%	110	10%	1,111
Felony	277	94%	19	6%	296
Motion	221	99%	3	1%	224
Restricted O/L	184	85%	33	15%	217
Show Cause	187	89%	22	11%	209
Civil Violation	130	98%	3	2%	133
Other	7	100%	-	0%	7
Total	44,858	87%	6,495	13%	51,353
V Warrant in Debt	14,590	91%	1,500	9%	16,090
Garnishment	7,593	91%	777	9%	8,370
Unlawful Detainer	7,476	93%	563	7%	8,039
Admin License	626	84%	122	16%	748
Interrogatory	354	98%	9	2%	363
Show Cause	330	94%	20	6%	350
Prelim Prot Order	286	87%	41	13%	327
Protective Order	263	89%	32	11%	295
Detinue	209	76%	67	24%	276
Motion for Judgment	228	100%	1	0%	229
Abstract	166	93%	13	7%	179
Impoundment	113	75%	37	25%	150
Other	88	73%	32	27%	120
Interrogatory-Not	96	100%	-	0%	96
Bond Forfeiture	61	95%	3	5%	64
Counter Claim	29	97%	1	3%	30
Tenants Assertion	27	90%	3	10%	30
Capias	21	100%	-	0%	21
Petition-Restore Arms	6	100%	-	0%	6
Third Party Claim	5	100%	-	0%	5
Overweight	3	100%	-	0%	3
Custody Relief	2	100%	-	0%	2
Restricted O/L	2	100%	-	0%	2
Total	32,574	91%	3,221	9%	35,795
Total	88,313	88%	12,284	12%	100,597

CASELOAD STATISTICS OF THE GENERAL DISTRICT COURTS

January 2018 thru December 2018

Richmond-Civil

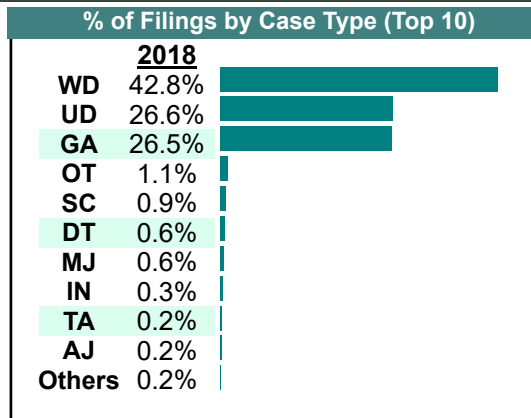
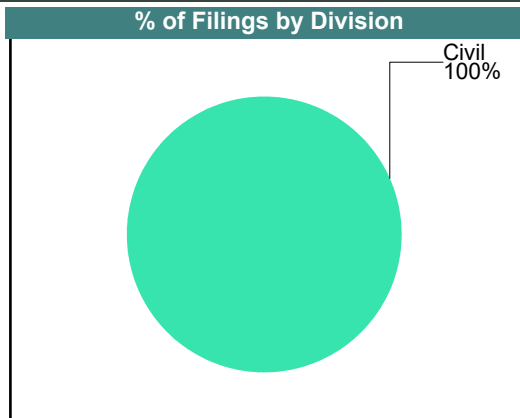
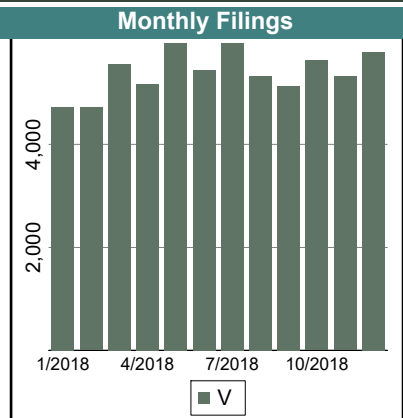
District: 13

Court ID: 213763

Civil

Abstract	AJ	126	2	127	125	-	-	2	125
Capias	CA	7	2	11	9	-	-	2	9
Counter Claim	CC	52	68	101	54	21	-	47	33
Custody Relief	CR	2	0	2	2	-	-	-	2
Distress Seizure	DS	1	1	2	1	-	-	1	1
Detinue	DT	417	435	597	430	34	234	167	162
Garnishment	GA	17,132	4,179	21,158	16,979	-	-	4,178	16,979
Interrogatory-Not	IC	27	0	27	27	-	-	-	27
Interrogatory	IN	218	240	461	221	-	-	240	221
Motion for Judgment	MJ	387	645	948	359	42	14	589	303
Mechanic's Lien	ML	1	2	2	1	-	1	1	0
Other	OT	742	184	832	737	21	68	95	648
Petition-Restore Arms	PR	5	0	5	5	-	-	-	5
Show Cause	SC	560	277	822	545	-	-	277	545
Tenants Assertion	TA	138	238	340	134	21	11	206	102
Third Party Claim	TH	3	3	8	5	-	-	3	5
Unlawful Detainer	UD	17,200	12,540	19,561	17,048	2,185	7,842	2,513	7,021
Warrant in Debt	WD	27,750	29,397	37,295	27,923	1,610	18,415	9,370	7,898
Civil Total		64,768	48,213	82,299	64,605	3,934	26,585	17,691	34,086

Richmond-Civil Totals	64,768	48,213	82,299	64,605	3,934	26,585	17,691	34,086
------------------------------	---------------	---------------	---------------	---------------	--------------	---------------	---------------	---------------



CASELOAD STATISTICS OF THE GENERAL DISTRICT COURTS

January 2018 thru December 2018

Richmond-John Marshall

District: 13

Court ID: 213762

Criminal		Filings	Hearings	Transactions	Concluded	Final Judgmt	Def Judgmt	Cont	Waived
Capias	CA	681	1,771	1,771	708	708	-	1,063	0
Civil Violation	CV	69	235	236	71	70	-	165	1
Felony	F	2,282	7,436	7,436	2,120	2,120	-	5,316	0
Misdemeanor	M	5,225	14,295	14,305	5,017	5,007	-	9,286	10
Show Cause	SC	269	619	619	272	272	-	347	0
Criminal Total		8,526	24,356	24,367	8,188	8,177	-	16,177	11

Traffic		Filings	Hearings	Transactions	Concluded	Final Judgmt	Def Judgmt	Cont	Waived
Capias	CA	344	895	895	382	382	-	513	0
Civil Violation	CV	4	3	4	4	3	-	-	1
Felony	F	126	379	379	105	105	-	274	0
Infraction	I	35,227	41,072	45,460	35,936	31,548	-	9,521	4,388
Misdemeanor	M	4,708	10,460	10,463	4,649	4,646	-	5,814	3
Other	O	1,016	1,184	1,196	1,019	1,007	-	177	12
Restricted O/L	RL	218	218	218	218	218	-	-	0
Show Cause	SC	264	647	647	292	292	-	355	0
Traffic Total		41,907	54,858	59,262	42,605	38,201	-	16,654	4,404

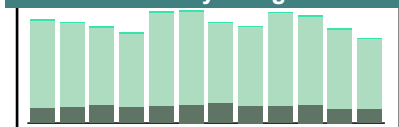
Civil		Filings	Hearings	Transactions	Concluded	Final Judgmt	Def Judgmt	Cont	Waived
Bond Forfeiture	BF	30	35	65	32	2	-	33	30
Other	OT	210	4	213	209	-	-	4	209
Protective Order	PO	98	7	103	96	-	-	7	96
Prelim Prot Order	PP	244	328	572	244	-	-	328	244
Show Cause	SC	1	0	1	1	-	-	-	1
Civil Total		583	374	954	582	2	-	372	580

Richmond-John Marshall Totals	51,016	79,588	84,583	51,375	46,380	0	33,203	4,995
--------------------------------------	---------------	---------------	---------------	---------------	---------------	----------	---------------	--------------

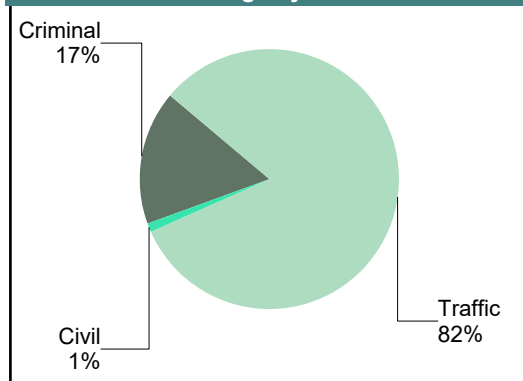
Toll Violations (Top 5 Codes)



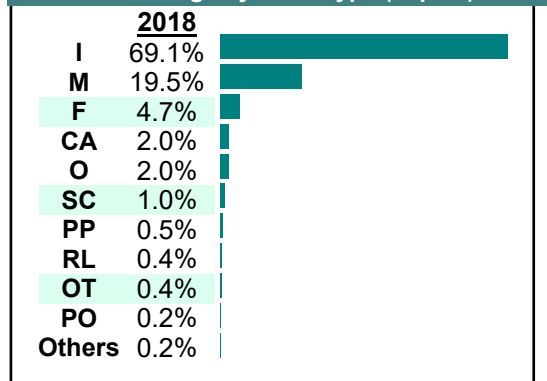
Monthly Filings



% of Filings by Division



% of Filings by Case Type (Top 10)



CASELOAD STATISTICS OF THE GENERAL DISTRICT COURTS

January 2018 thru December 2018

Richmond-Manch

District: **13**

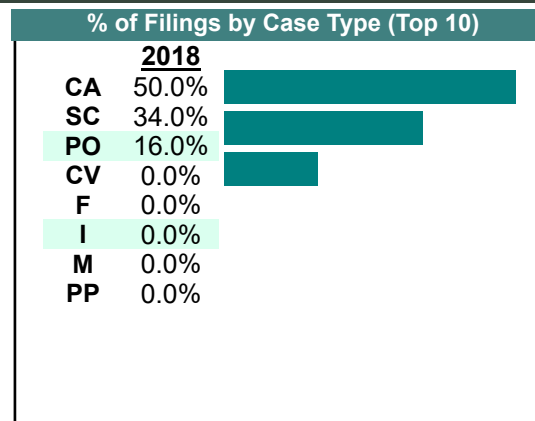
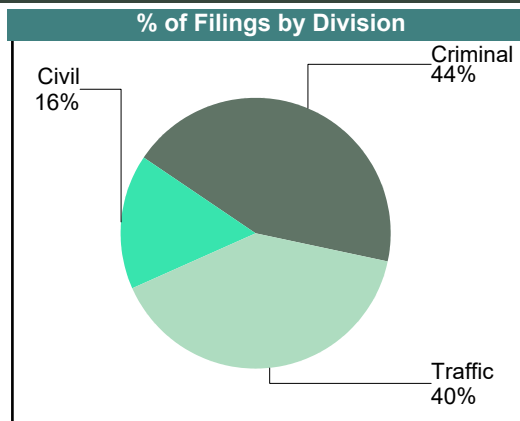
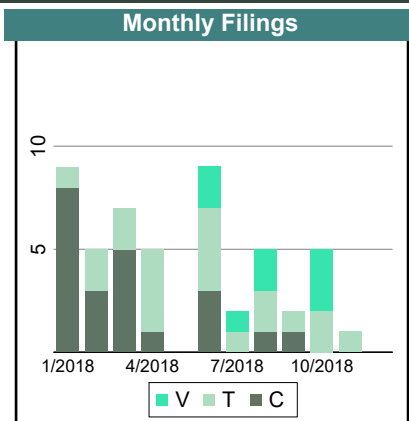
Court ID: **213764**

Criminal		Filings	Hearings	Transactions	Concluded	Final Judgmt	Def Judgmt	Cont	Waived
Capias	CA	12	106	106	43	43	-	63	0
Felony	F	0	23	25	12	10	-	13	2
Misdemeanor	M	0	141	141	81	81	-	60	0
Show Cause	SC	10	49	49	19	19	-	27	0
Criminal Total		22	319	321	155	153	-	163	2

Traffic		Filings	Hearings	Transactions	Concluded	Final Judgmt	Def Judgmt	Cont	Waived
Capias	CA	13	116	116	41	41	-	71	0
Civil Violation	CV	0	1	1	1	1	-	-	0
Infraction	I	0	183	183	171	171	-	12	0
Misdemeanor	M	0	114	114	79	79	-	34	0
Show Cause	SC	7	52	52	26	26	-	23	0
Traffic Total		20	466	466	318	318	-	140	0

Civil		Filings	Hearings	Transactions	Concluded	Final Judgmt	Def Judgmt	Cont	Waived
Protective Order	PO	8	0	8	8	-	-	-	8
Prelim Prot Order	PP	0	1	2	1	-	-	-	1
Civil Total		8	1	10	9	0	-	0	9

Richmond-Manch Totals		Filings	Hearings	Transactions	Concluded	Final Judgmt	Def Judgmt	Cont	Waived
		50	786	797	482	471	0	303	11



CASELOAD STATISTICS OF THE GENERAL DISTRICT COURTS

January 2018 thru December 2018

Richmond-Marsh

District: 13

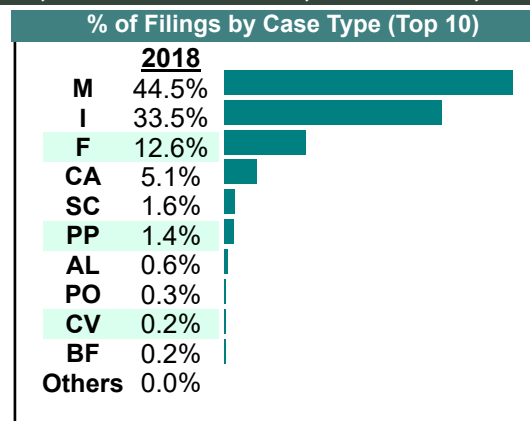
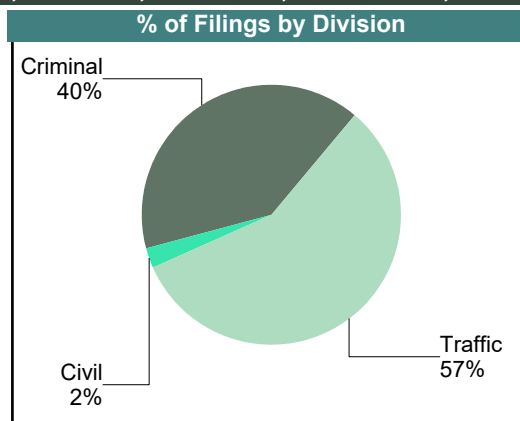
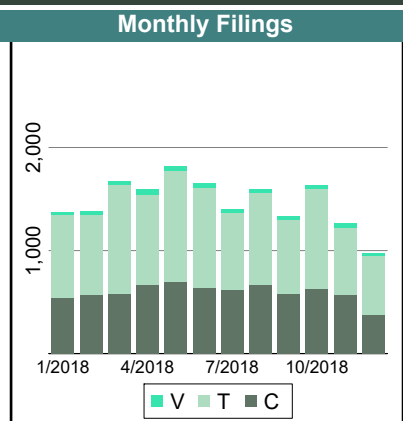
Court ID: 213761

Criminal		Filings	Hearings	Transactions	Concluded	Final Judgmt	Def Judgmt	Cont	Waived
Capias	CA	571	2,006	2,006	654	654	-	1,352	0
Civil Violation	CV	33	102	102	29	29	-	73	0
Felony	F	2,138	7,532	7,765	2,210	1,977	-	5,555	233
Misdemeanor	M	4,171	13,572	13,662	4,503	4,413	-	9,153	90
Show Cause	SC	221	719	719	287	287	-	430	0
Criminal Total		7,134	23,931	24,254	7,683	7,360	-	16,563	323

Traffic		Filings	Hearings	Transactions	Concluded	Final Judgmt	Def Judgmt	Cont	Waived
Capias	CA	325	1,133	1,133	381	381	-	752	0
Civil Violation	CV	5	13	13	5	5	-	8	0
Felony	F	87	254	257	74	71	-	183	3
Infraction	I	5,920	8,905	10,314	5,796	4,387	-	4,504	1,409
Misdemeanor	M	3,699	9,987	9,995	3,704	3,696	-	6,285	8
Show Cause	SC	62	142	142	62	62	-	80	0
Traffic Total		10,098	20,434	21,854	10,022	8,602	-	11,812	1,420

Civil		Filings	Hearings	Transactions	Concluded	Final Judgmt	Def Judgmt	Cont	Waived
Admin License	AL	98	6	100	94	-	-	4	94
Bond Forfeiture	BF	31	59	88	35	6	-	51	29
Protective Order	PO	51	3	62	59	-	-	3	59
Prelim Prot Order	PP	255	186	446	261	1	-	185	260
Petition-Restore Arms	PR	1	0	1	1	-	-	-	1
Civil Total		436	254	697	450	7	-	243	443

Richmond-Marsh Totals		Filings	Hearings	Transactions	Concluded	Final Judgmt	Def Judgmt	Cont	Waived
		17,668	44,619	46,805	18,155	15,969	0	28,618	2,186



CASELOAD STATISTICS OF THE GENERAL DISTRICT COURTS

January 2018 thru December 2018 Filing Comparison

District: 13

Filings by Court & Division

	Richmond-Civil		Richmond-John Marshall		Richmond-Manch		Richmond-Marsh		Total
C Misdemeanor	-	0%	5,225	56%	-	0%	4,171	44%	9,396
Felony	-	0%	2,282	52%	-	0%	2,138	48%	4,420
Capias	-	0%	681	54%	12	1%	571	45%	1,264
Show Cause	-	0%	269	54%	10	2%	221	44%	500
Civil Violation	-	0%	69	68%	-	0%	33	32%	102
Total	0	0%	8,526	54%	22	0%	7,134	45%	15,682
T Infraction	-	0%	35,227	86%	-	0%	5,920	14%	41,147
Misdemeanor	-	0%	4,708	56%	-	0%	3,699	44%	8,407
Other	-	0%	1,016	100%	-	0%	-	0%	1,016
Capias	-	0%	344	50%	13	2%	325	48%	682
Show Cause	-	0%	264	79%	7	2%	62	19%	333
Restricted O/L	-	0%	218	100%	-	0%	-	0%	218
Felony	-	0%	126	59%	-	0%	87	41%	213
Civil Violation	-	0%	4	44%	-	0%	5	56%	9
Total	0	0%	41,907	81%	20	0%	10,098	19%	52,025
V Warrant in Debt	27,750	100%	-	0%	-	0%	-	0%	27,750
Unlawful Detainer	17,200	100%	-	0%	-	0%	-	0%	17,200
Garnishment	17,132	100%	-	0%	-	0%	-	0%	17,132
Other	742	78%	210	22%	-	0%	-	0%	952
Show Cause	560	100%	1	0%	-	0%	-	0%	561
Prelim Prot Order	-	0%	244	49%	-	0%	255	51%	499
Detinue	417	100%	-	0%	-	0%	-	0%	417
Motion for Judgment	387	100%	-	0%	-	0%	-	0%	387
Interrogatory	218	100%	-	0%	-	0%	-	0%	218
Protective Order	-	0%	98	62%	8	5%	51	32%	157
Tenants Assertion	138	100%	-	0%	-	0%	-	0%	138
Abstract	126	100%	-	0%	-	0%	-	0%	126
Admin License	-	0%	-	0%	-	0%	98	100%	98
Bond Forfeiture	-	0%	30	49%	-	0%	31	51%	61
Counter Claim	52	100%	-	0%	-	0%	-	0%	52
Interrogatory-Not	27	100%	-	0%	-	0%	-	0%	27
Capias	7	100%	-	0%	-	0%	-	0%	7
Petition-Restore Arms	5	83%	-	0%	-	0%	1	17%	6
Third Party Claim	3	100%	-	0%	-	0%	-	0%	3
Custody Relief	2	100%	-	0%	-	0%	-	0%	2
Distress Seizure	1	100%	-	0%	-	0%	-	0%	1
Mechanic's Lien	1	100%	-	0%	-	0%	-	0%	1
Total	64,768	98%	583	1%	8	0%	436	1%	65,795
Total	64,768	49%	51,016	38%	50	0%	17,668	13%	133,502

CASELOAD STATISTICS OF THE GENERAL DISTRICT COURTS

January 2018 thru December 2018

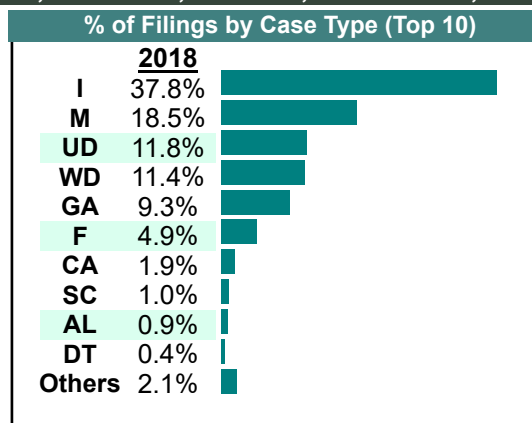
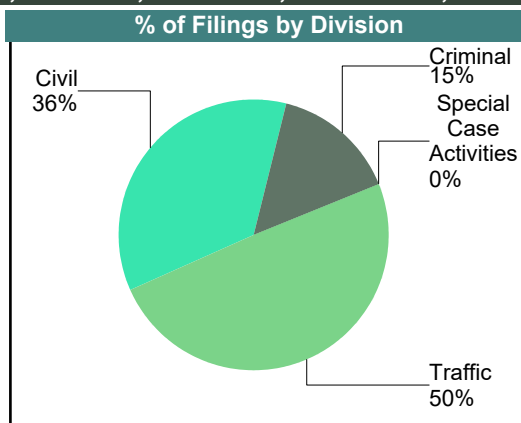
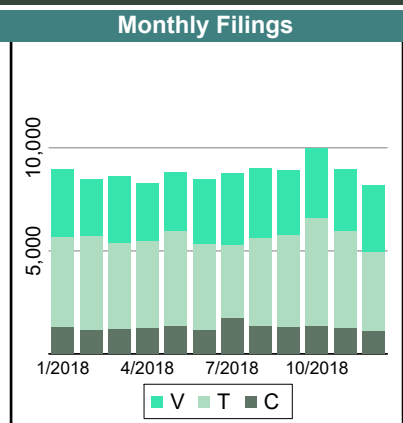
Henrico
District: 14
Court ID: 214087

<u>Criminal</u>		Filings	Hearings	Transactions	Concluded	Final Judgmt	Def Judgmt	Cont	Waived
Capias	CA	1,335	4,353	4,353	1,450	1,450	-	2,901	0
Civil Violation	CV	149	553	553	149	149	-	404	0
Felony	F	5,009	16,679	16,679	5,242	5,242	-	11,437	0
Misdemeanor	M	8,241	22,446	22,577	8,268	8,137	-	14,304	131
Show Cause	SC	960	2,013	2,013	978	978	-	1,032	0
Criminal Total		15,694	46,044	46,175	16,087	15,956	-	30,078	131

<u>Traffic</u>		Filings	Hearings	Transactions	Concluded	Final Judgmt	Def Judgmt	Cont	Waived
Capias	CA	620	2,129	2,129	693	693	-	1,435	0
Civil Violation	CV	8	10	11	7	6	-	4	1
Felony	F	187	655	655	199	199	-	456	0
Infraction	I	39,857	39,364	52,270	40,255	27,349	-	11,998	12,906
Misdemeanor	M	11,309	21,652	21,655	11,509	11,506	-	10,134	3
Restricted O/L	RL	184	184	184	184	184	-	-	0
Show Cause	SC	56	118	118	54	54	-	63	0
Traffic Total		52,221	64,112	77,022	52,901	39,991	-	24,090	12,910

<u>Civil</u>		Filings	Hearings	Transactions	Concluded	Final Judgmt	Def Judgmt	Cont	Waived
Abstract	AJ	115	0	115	115	-	-	-	115
Admin License	AL	941	550	1,477	927	-	-	539	927
Bond Forfeiture	BF	244	242	420	240	62	-	171	178
Counter Claim	CC	20	18	31	18	4	1	13	13
Detinue	DT	426	343	576	430	15	182	146	233
Garnishment	GA	9,858	2,163	12,001	9,838	-	-	2,163	9,838
Impoundment	IM	128	2	129	127	-	-	2	127
Interrogatory	IN	279	232	507	275	-	-	230	275
Mental Commitment	MC	1							
Motion for Judgment	MJ	304	410	590	301	40	81	289	180
Overweight	OC	7	0	9	9	-	-	-	9
Other	OT	151	99	220	147	18	8	73	121
Protective Order	PO	241	126	350	224	-	-	122	224
Prelim Prot Order	PP	322	15	331	316	-	-	11	316
Petition-Restore Arms	PR	7	4	10	6	-	-	3	6
Tenants Assertion	TA	53	53	96	45	2	-	51	43
Unlawful Detainer	UD	12,394	8,508	13,427	12,403	1,367	6,117	1,024	4,919
Warrant in Debt	WD	12,072	12,361	16,057	12,008	1,095	7,217	4,049	3,696
Civil Total		37,563	25,127	46,348	37,430	2,603	13,606	8,887	21,221

Henrico Totals	105,478	135,283	169,545	106,418	58,550	13,606	63,055	34,262
-----------------------	----------------	----------------	----------------	----------------	---------------	---------------	---------------	---------------



Filings by Court & Division

		<u>Henrico</u>	
C	Misdemeanor	8,241	7.8%
	Felony	5,009	4.7%
	Capias	1,335	1.3%
	Show Cause	960	0.9%
	Civil Violation	149	0.1%
	Total	15,694	15%
T	Infraction	39,857	37.8%
	Misdemeanor	11,309	10.7%
	Capias	620	0.6%
	Felony	187	0.2%
	Restricted O/L	184	0.2%
	Show Cause	56	0.1%
	Civil Violation	8	0.0%
	Total	52,221	50%
V	Unlawful Detainer	12,394	11.8%
	Warrant in Debt	12,072	11.4%
	Garnishment	9,858	9.3%
	Admin License	941	0.9%
	Detinue	426	0.4%
	Prelim Prot Order	322	0.3%
	Motion for Judgment	304	0.3%
	Interrogatory	279	0.3%
	Bond Forfeiture	244	0.2%
	Protective Order	241	0.2%
	Other	151	0.1%
	Impoundment	128	0.1%
	Abstract	115	0.1%
	Tenants Assertion	53	0.1%
	Counter Claim	20	0.0%
	Overweight	7	0.0%
	Petition-Restore Arms	7	0.0%
	Mental Commitment	1	0.0%
Total	37,563	36%	
Total		105,478	100%

CASELOAD STATISTICS OF THE GENERAL DISTRICT COURTS

January 2018 thru December 2018

Caroline

District: 15

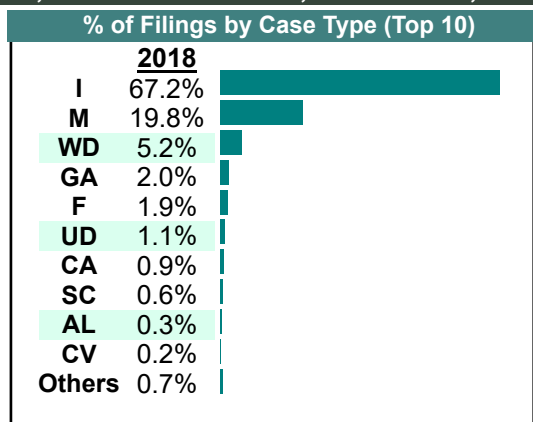
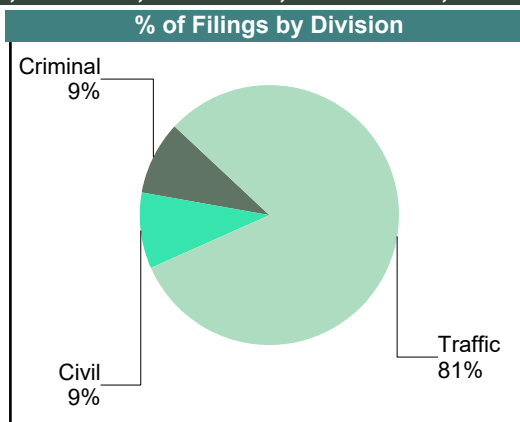
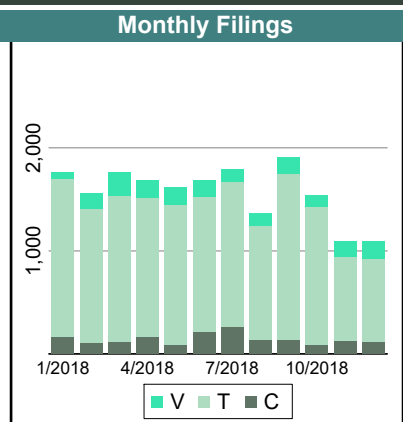
Court ID: 215033

<u>Criminal</u>		Filings	Hearings	Transactions	Concluded	Final Judgmt	Def Judgmt	Cont	Waived
Capias	CA	85	245	245	82	82	-	163	0
Civil Violation	CV	35	92	92	37	37	-	55	0
Felony	F	331	1,110	1,112	345	343	-	767	2
Misdemeanor	M	1,208	2,835	2,889	1,273	1,219	-	1,610	54
Show Cause	SC	79	182	182	65	65	-	117	0
Criminal Total		1,738	4,464	4,520	1,802	1,746	-	2,712	56

<u>Traffic</u>		Filings	Hearings	Transactions	Concluded	Final Judgmt	Def Judgmt	Cont	Waived
Capias	CA	89	273	273	70	70	-	203	0
Civil Violation	CV	8	7	9	7	5	-	2	2
Felony	F	30	89	89	28	28	-	61	0
Infraction	I	12,683	9,438	16,221	12,780	5,997	-	3,440	6,783
Misdemeanor	M	2,538	4,844	5,076	2,541	2,309	-	2,534	232
Show Cause	SC	17	28	28	15	15	-	13	0
Traffic Total		15,365	14,679	21,696	15,441	8,424	-	6,253	7,017

<u>Civil</u>		Filings	Hearings	Transactions	Concluded	Final Judgmt	Def Judgmt	Cont	Waived
Abstract	AJ	10	0	10	10	-	-	-	10
Admin License	AL	66	0	66	66	-	-	-	66
Capias	CA	1	0	1	1	-	-	-	1
Counter Claim	CC	5	6	8	4	2	-	4	2
Garnishment	GA	387	77	450	373	-	-	77	373
Impoundment	IM	28	1	29	28	-	-	1	28
Interrogatory	IN	22	20	35	15	-	-	20	15
Overweight	OC	7	3	10	7	-	-	3	7
Other	OT	6	2	8	6	-	-	2	6
Protective Order	PO	23	0	23	23	-	-	-	23
Prelim Prot Order	PP	24	13	37	24	-	-	5	24
Restricted O/L	RL	1	0	1	1	-	-	-	1
Show Cause	SC	10	4	14	10	-	-	4	10
Tenants Assertion	TA	1	2	2	1	1	-	1	0
Unlawful Detainer	UD	214	171	265	213	45	74	52	94
Warrant in Debt	WD	975	1,070	1,417	978	80	551	439	347
Civil Total		1,780	1,369	2,376	1,760	128	625	608	1,007

Caroline Totals	18,883	20,512	28,592	19,003	10,298	625	9,573	8,080
------------------------	---------------	---------------	---------------	---------------	---------------	------------	--------------	--------------



CASELOAD STATISTICS OF THE GENERAL DISTRICT COURTS

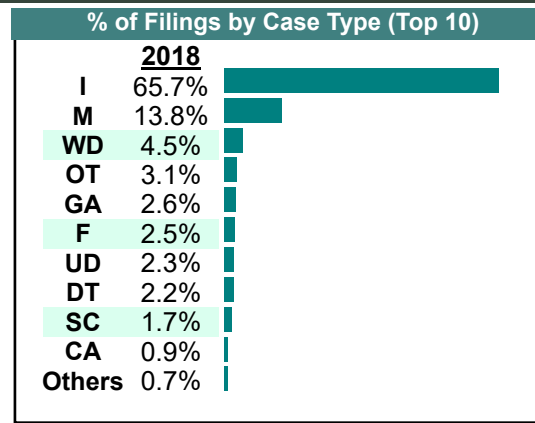
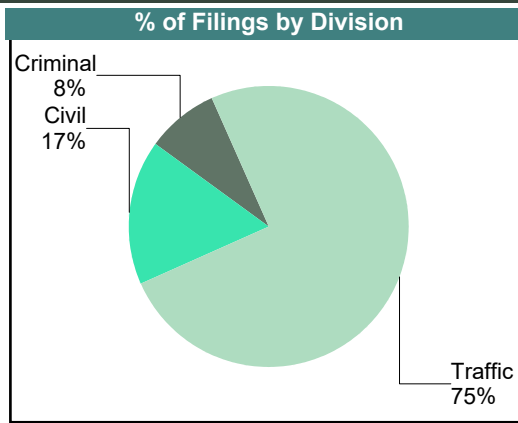
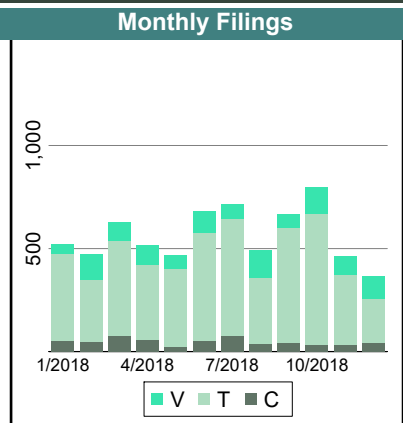
January 2018 thru December 2018

Essex

District: **15**

Court ID: **215057**

<u>Criminal</u>		Filings	Hearings	Transactions	Concluded	Final Judgmt	Def Judgmt	Cont	Waived
Capias	CA	40	108	108	44	44	-	64	0
Civil Violation	CV	14	21	24	13	10	-	11	3
Felony	F	163	387	433	185	139	-	247	46
Misdemeanor	M	338	720	765	340	295	-	425	45
Show Cause	SC	21	49	49	19	19	-	30	0
Criminal Total		576	1,285	1,379	601	507	-	777	94
<u>Traffic</u>		Filings	Hearings	Transactions	Concluded	Final Judgmt	Def Judgmt	Cont	Waived
Capias	CA	14	43	43	20	20	-	23	0
Felony	F	9	21	24	10	7	-	14	3
Infraction	I	4,458	2,547	4,993	4,475	2,029	-	518	2,446
Misdemeanor	M	599	1,098	1,112	602	588	-	509	14
Show Cause	SC	5	8	8	5	5	-	3	0
Traffic Total		5,085	3,717	6,180	5,112	2,649	-	1,067	2,463
<u>Civil</u>		Filings	Hearings	Transactions	Concluded	Final Judgmt	Def Judgmt	Cont	Waived
Abstract	AJ	4	0	4	4	-	-	-	4
Capias	CA	7	6	12	6	-	-	6	6
Detinue	DT	147	171	248	146	5	64	102	77
Garnishment	GA	179	7	187	180	-	-	7	180
Impoundment	IM	3	0	3	3	-	-	-	3
Interrogatory	IN	2	1	3	2	-	-	1	2
Overweight	OC	5	1	5	4	-	-	1	4
Other	OT	208	130	334	205	1	-	129	204
Prelim Prot Order	PP	20	10	28	18	-	-	8	18
Show Cause	SC	89	46	135	89	-	-	46	89
Unlawful Detainer	UD	154	106	188	157	30	45	31	82
Warrant in Debt	WD	303	313	422	303	23	171	119	109
Civil Total		1,121	791	1,569	1,117	59	280	450	778
Essex Totals		6,782	5,793	9,128	6,830	3,215	280	2,294	3,335



CASELOAD STATISTICS OF THE GENERAL DISTRICT COURTS

January 2018 thru December 2018

Fredericksburg

District: 15

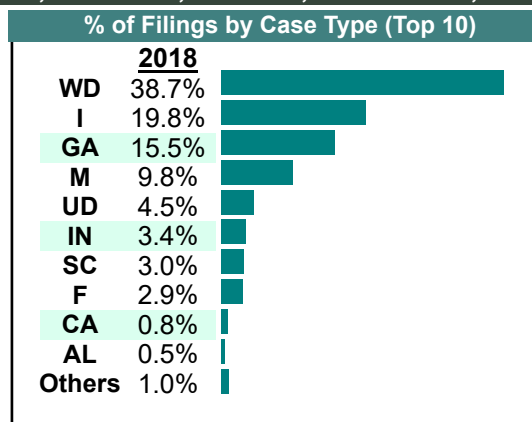
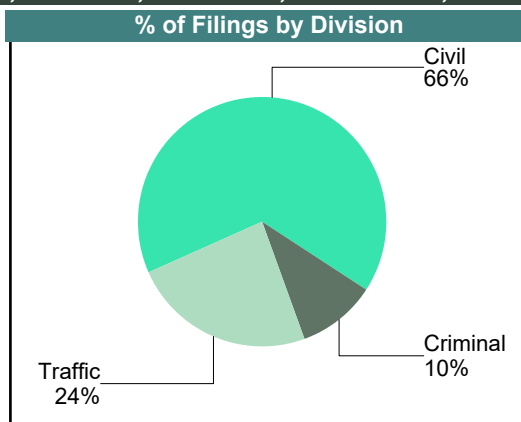
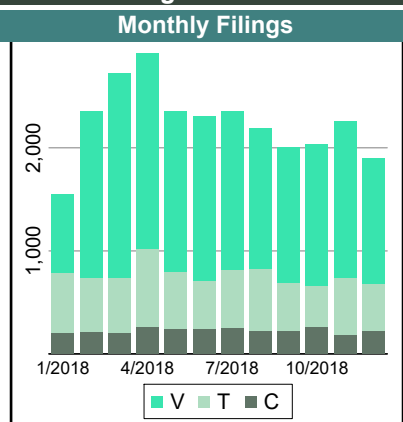
Court ID: 215630

<u>Criminal</u>		Filings	Hearings	Transactions	Concluded	Final Judgmt	Def Judgmt	Cont	Waived
Capias	CA	151	479	479	164	164	-	315	0
Civil Violation	CV	34	103	103	32	32	-	71	0
Felony	F	764	2,431	2,435	789	785	-	1,646	4
Misdemeanor	M	1,681	4,455	4,548	1,688	1,595	-	2,860	93
Show Cause	SC	137	459	459	122	122	-	337	0
Criminal Total		2,767	7,927	8,024	2,795	2,698	-	5,229	97

<u>Traffic</u>		Filings	Hearings	Transactions	Concluded	Final Judgmt	Def Judgmt	Cont	Waived
Capias	CA	70	188	188	64	64	-	124	0
Civil Violation	CV	1	3	3	1	1	-	2	0
Felony	F	16	48	48	17	17	-	31	0
Infraction	I	5,340	3,575	6,329	5,346	2,592	-	981	2,754
Misdemeanor	M	969	2,056	2,076	950	930	-	1,126	20
Restricted O/L	RL	5	5	5	5	5	-	-	0
Show Cause	SC	21	65	65	18	18	-	47	0
Traffic Total		6,422	5,940	8,714	6,401	3,627	-	2,311	2,774

<u>Civil</u>		Filings	Hearings	Transactions	Concluded	Final Judgmt	Def Judgmt	Cont	Waived
Abstract	AJ	3	1	3	3	-	1	-	2
Admin License	AL	140	0	140	140	-	-	-	140
Bond Forfeiture	BF	5	11	14	5	-	2	8	3
Capias	CA	2	3	7	4	-	-	3	4
Detinue	DT	87	65	105	87	3	44	18	40
Garnishment	GA	4,190	799	4,966	4,167	-	-	786	4,167
Impoundment	IM	44	0	44	44	-	-	-	44
Interrogatory	IN	912	1,132	1,966	834	-	-	1,129	834
Other	OT	14	3	16	13	-	-	3	13
Protective Order	PO	23	15	27	22	10	-	4	12
Prelim Prot Order	PP	55	42	94	54	2	-	37	52
Show Cause	SC	658	101	699	607	1	8	86	598
Tenants Assertion	TA	4	5	5	4	4	-	1	0
Unlawful Detainer	UD	1,205	1,056	1,725	1,216	167	380	502	669
Warrant in Debt	WD	10,419	9,141	12,773	10,609	602	6,375	2,162	3,632
Civil Total		17,761	12,374	22,584	17,809	789	6,810	4,739	10,210

Fredericksburg Totals		26,950	26,241	39,322	27,005	7,114	6,810	12,279	13,081
------------------------------	--	---------------	---------------	---------------	---------------	--------------	--------------	---------------	---------------



CASELOAD STATISTICS OF THE GENERAL DISTRICT COURTS

January 2018 thru December 2018

Hanover

District: 15

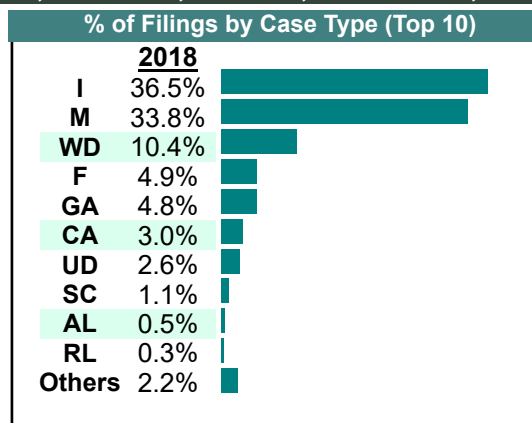
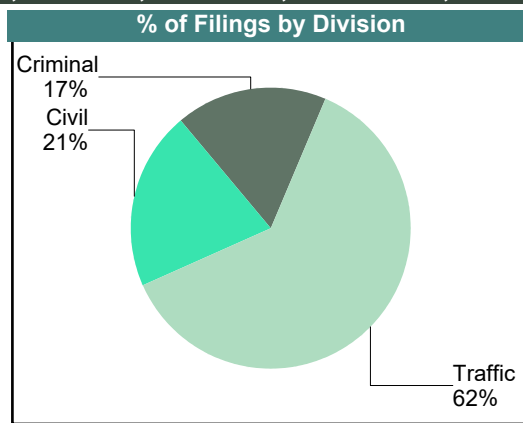
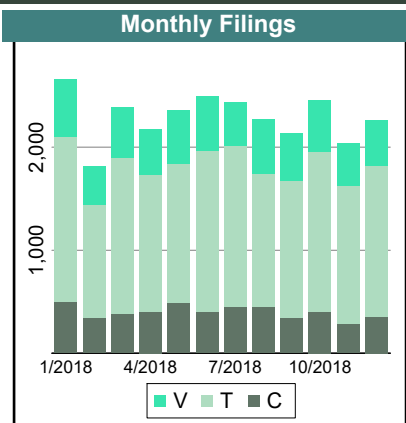
Court ID: 215085

Criminal		Filings	Hearings	Transactions	Concluded	Final Judgmt	Def Judgmt	Cont	Waived
Capias	CA	507	1,521	1,521	556	556	-	964	0
Civil Violation	CV	34	104	104	43	43	-	61	0
Felony	F	1,285	3,565	4,488	1,372	449	-	3,111	923
Misdemeanor	M	2,784	7,726	7,774	2,646	2,598	-	5,100	48
Show Cause	SC	199	375	375	204	204	-	170	0
Criminal Total		4,809	13,291	14,262	4,821	3,850	-	9,406	971

Traffic		Filings	Hearings	Transactions	Concluded	Final Judgmt	Def Judgmt	Cont	Waived
Capias	CA	305	1,064	1,064	339	339	-	724	0
Civil Violation	CV	2	5	5	4	4	-	1	0
Felony	F	56	141	194	64	11	-	130	53
Infraction	I	10,033	8,240	12,588	9,962	5,614	-	2,616	4,348
Misdemeanor	M	6,494	12,277	12,322	6,562	6,517	-	5,733	45
Other	O	1	1	1	1	1	-	-	0
Restricted O/L	RL	87	87	87	87	87	-	-	0
Show Cause	SC	26	41	41	28	28	-	13	0
Traffic Total		17,004	21,856	26,302	17,047	12,601	-	9,217	4,446

Civil		Filings	Hearings	Transactions	Concluded	Final Judgmt	Def Judgmt	Cont	Waived
Abstract	AJ	18	0	18	18	-	-	-	18
Admin License	AL	145	0	145	145	-	-	-	145
Attachment	AT	1	0	1	1	-	-	-	1
Bond Forfeiture	BF	30	21	45	29	4	1	16	24
Capias	CA	4	3	7	4	-	-	3	4
Counter Claim	CC	10	12	19	9	2	-	10	7
Detinue	DT	53	34	65	47	5	11	18	31
Garnishment	GA	1,321	300	1,606	1,306	-	-	300	1,306
Impoundment	IM	74	0	74	74	-	-	-	74
Interrogatory	IN	73	86	160	74	-	-	86	74
Motion for Judgment	MJ	68	102	137	61	7	19	76	35
Mechanic's Lien	ML	1	0	2	2	-	-	-	2
Overweight	OC	1	0	1	1	-	-	-	1
Other	OT	54	15	61	54	2	6	7	46
Protective Order	PO	74	30	100	70	-	-	30	70
Prelim Prot Order	PP	82	15	96	81	-	-	2	81
Petition-Restore Arms	PR	1	0	1	1	-	-	-	1
Show Cause	SC	65	57	117	62	-	2	55	60
Tenants Assertion	TA	1	1	2	2	1	-	-	1
Unlawful Detainer	UD	711	477	815	713	95	280	102	338
Warrant in Debt	WD	2,847	2,762	3,733	2,792	218	1,603	940	971
Zoning Viol	ZO	35	25	48	32	4	5	16	23
Civil Total		5,669	3,940	7,253	5,578	338	1,927	1,661	3,313

Hanover Totals		Filings	Hearings	Transactions	Concluded	Final Judgmt	Def Judgmt	Cont	Waived
		27,482	39,087	47,817	27,446	16,789	1,927	20,284	8,730



CASELOAD STATISTICS OF THE GENERAL DISTRICT COURTS

January 2018 thru December 2018

King George

District: 15

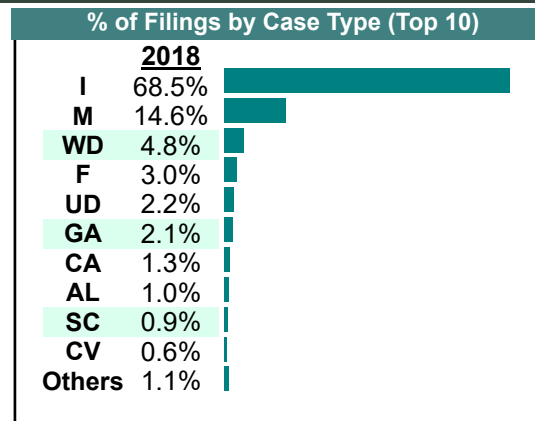
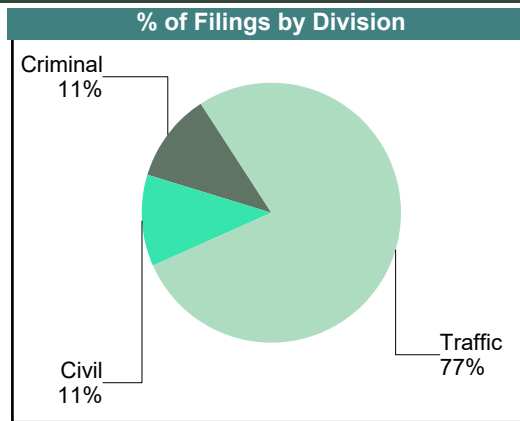
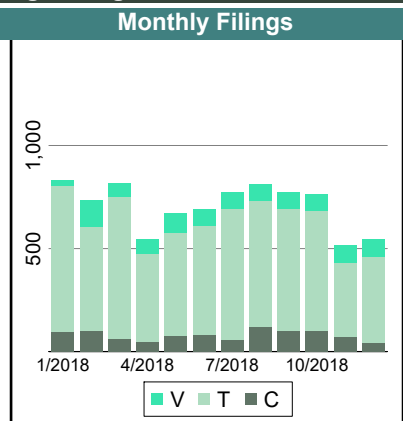
Court ID: 215099

<u>Criminal</u>		Filings	Hearings	Transactions	Concluded	Final Judgmt	Def Judgmt	Cont	Waived
Capias	CA	79	222	222	91	91	-	131	0
Civil Violation	CV	41	88	88	41	41	-	47	0
Felony	F	238	646	646	291	291	-	355	0
Misdemeanor	M	547	1,238	1,289	562	511	-	727	51
Show Cause	SC	51	137	137	49	49	-	88	0
Criminal Total		956	2,331	2,382	1,034	983	-	1,348	51

<u>Traffic</u>		Filings	Hearings	Transactions	Concluded	Final Judgmt	Def Judgmt	Cont	Waived
Capias	CA	29	110	110	40	40	-	70	0
Civil Violation	CV	6	4	7	6	3	-	1	3
Felony	F	18	48	48	17	17	-	31	0
Infraction	I	5,802	4,369	7,098	5,787	3,058	-	1,311	2,729
Misdemeanor	M	693	1,482	1,483	733	732	-	750	1
Restricted O/L	RL	5	5	5	5	5	-	-	0
Show Cause	SC	8	17	17	9	9	-	8	0
Traffic Total		6,561	6,035	8,768	6,597	3,864	-	2,171	2,733

<u>Civil</u>		Filings	Hearings	Transactions	Concluded	Final Judgmt	Def Judgmt	Cont	Waived
Abstract	AJ	5	0	5	5	-	-	-	5
Admin License	AL	84	0	84	84	-	-	-	84
Capias	CA	1	0	1	1	-	-	-	1
Garnishment	GA	174	36	208	172	-	-	36	172
Impoundment	IM	9	0	9	9	-	-	-	9
Interrogatory	IN	8	9	19	10	-	-	9	10
Motion for Judgment	MJ	10	11	15	10	-	6	5	4
Overweight	OC	14	6	20	14	-	-	6	14
Other	OT	6	0	6	6	-	-	-	6
Protective Order	PO	13	1	14	13	-	-	1	13
Prelim Prot Order	PP	17	1	18	17	-	-	1	17
Petition-Restore Arms	PR	1	1	1	0	-	-	1	0
Show Cause	SC	16	3	20	18	-	1	2	17
Tenants Assertion	TA	3	1	4	3	-	-	1	3
Unlawful Detainer	UD	190	125	212	193	48	58	19	87
Warrant in Debt	WD	406	417	556	410	30	241	146	139
Civil Total		957	611	1,192	965	78	306	227	581

King George Totals	8,474	8,977	12,342	8,596	4,925	306	3,746	3,365
---------------------------	--------------	--------------	---------------	--------------	--------------	------------	--------------	--------------



CASELOAD STATISTICS OF THE GENERAL DISTRICT COURTS

January 2018 thru December 2018

Lancaster

District: 15

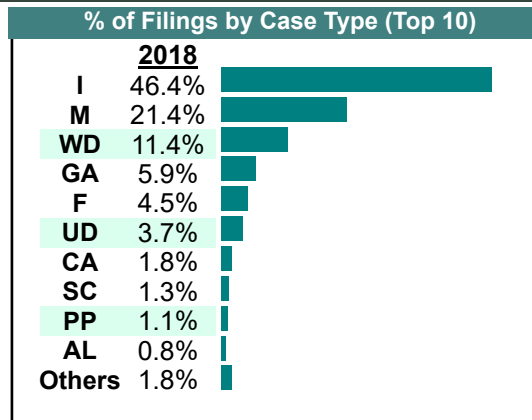
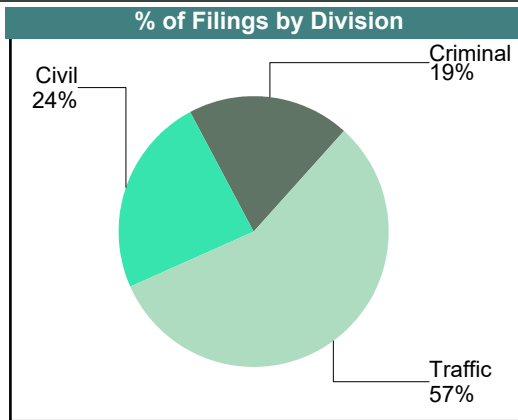
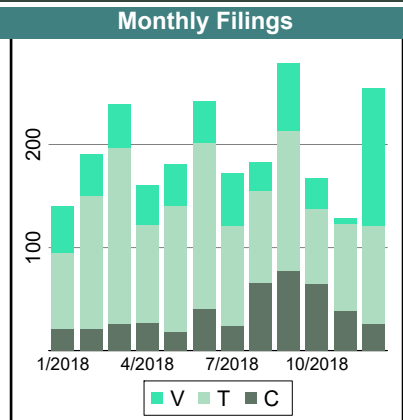
Court ID: 215103

<u>Criminal</u>		Filings	Hearings	Transactions	Concluded	Final Judgmt	Def Judgmt	Cont	Waived
Capias	CA	23	58	58	22	22	-	35	0
Civil Violation	CV	14	26	26	11	11	-	15	0
Felony	F	103	260	260	96	96	-	164	0
Misdemeanor	M	298	725	753	302	274	-	451	28
Motion	MO	2	2	2	2	2	-	-	0
Show Cause	SC	11	34	34	10	10	-	24	0
Criminal Total		451	1,105	1,133	443	415	-	689	28

<u>Traffic</u>		Filings	Hearings	Transactions	Concluded	Final Judgmt	Def Judgmt	Cont	Waived
Capias	CA	19	48	48	23	23	-	25	0
Civil Violation	CV	0	1	1	1	1	-	-	0
Felony	F	3	9	9	3	3	-	6	0
Infraction	I	1,083	832	1,321	1,085	596	-	236	489
Misdemeanor	M	203	527	527	199	199	-	328	0
Show Cause	SC	18	56	56	21	21	-	35	0
Traffic Total		1,326	1,473	1,962	1,332	843	-	630	489

<u>Civil</u>		Filings	Hearings	Transactions	Concluded	Final Judgmt	Def Judgmt	Cont	Waived
Admin License	AL	18	0	18	18	-	-	-	18
Detinue	DT	10	13	18	10	5	-	8	5
Garnishment	GA	137	8	144	136	-	-	7	136
Impoundment	IM	2	0	2	2	-	-	-	2
Interrogatory	IN	3	2	5	3	-	-	2	3
Motion for Judgment	MJ	1	2	2	1	-	1	1	0
Other	OT	3	0	3	3	-	-	-	3
Protective Order	PO	5	0	5	5	-	-	-	5
Prelim Prot Order	PP	25	5	32	27	-	-	5	27
Show Cause	SC	1	0	1	1	-	-	-	1
Tenants Assertion	TA	1	4	5	1	-	-	4	1
Unlawful Detainer	UD	87	97	128	91	17	43	37	31
Warrant in Debt	WD	266	322	399	262	44	141	137	77
Civil Total		559	453	762	560	66	185	201	309

Lancaster Totals	2,336	3,031	3,857	2,335	1,324	185	1,520	826
-------------------------	--------------	--------------	--------------	--------------	--------------	------------	--------------	------------



CASELOAD STATISTICS OF THE GENERAL DISTRICT COURTS

January 2018 thru December 2018

Northumberland

District: 15

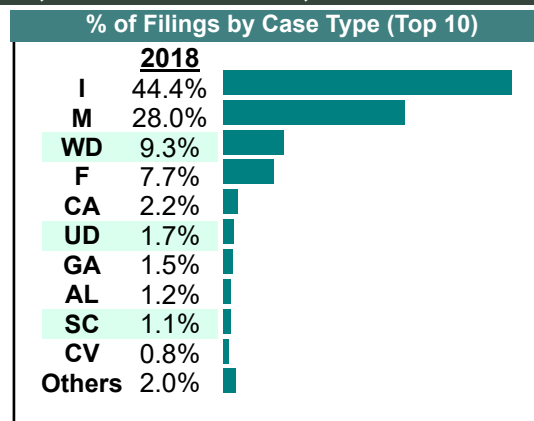
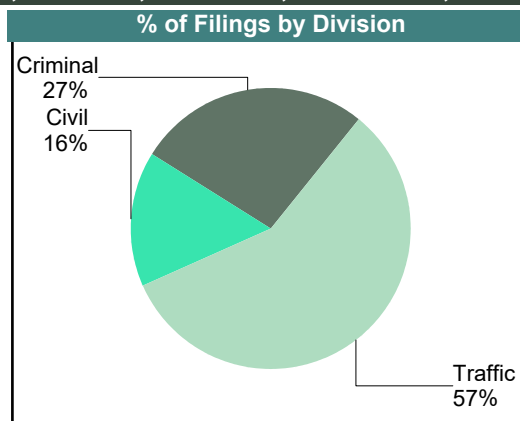
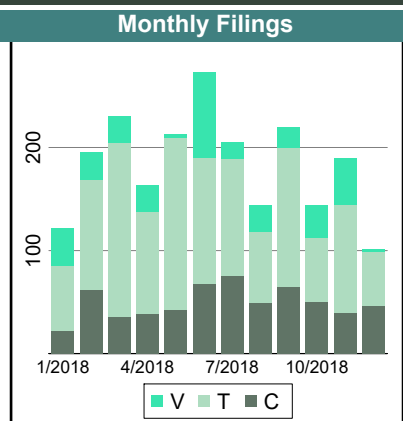
Court ID: 215133

<u>Criminal</u>		Filings	Hearings	Transactions	Concluded	Final Judgmt	Def Judgmt	Cont	Waived
Capias	CA	37	86	86	43	43	-	43	0
Civil Violation	CV	18	53	53	21	21	-	32	0
Felony	F	159	357	357	151	151	-	206	0
Misdemeanor	M	357	808	824	372	356	-	452	16
Motion	MO	3	3	3	3	3	-	-	0
Show Cause	SC	20	57	57	22	22	-	35	0
Criminal Total		594	1,364	1,380	612	596	-	768	16

<u>Traffic</u>		Filings	Hearings	Transactions	Concluded	Final Judgmt	Def Judgmt	Cont	Waived
Capias	CA	12	24	24	12	12	-	12	0
Felony	F	11	38	38	14	14	-	24	0
Infraction	I	978	926	1,324	982	584	-	342	398
Misdemeanor	M	259	603	603	242	242	-	361	0
Restricted O/L	RL	2	2	2	2	2	-	-	0
Show Cause	SC	3	6	6	2	2	-	4	0
Traffic Total		1,265	1,599	1,997	1,254	856	-	743	398

<u>Civil</u>		Filings	Hearings	Transactions	Concluded	Final Judgmt	Def Judgmt	Cont	Waived
Admin License	AL	27	0	27	27	-	-	-	27
Detinue	DT	3	3	3	2	-	2	1	0
Garnishment	GA	33	1	35	34	-	-	1	34
Impoundment	IM	5	0	5	5	-	-	-	5
Interrogatory	IN	6	3	9	6	-	-	3	6
Motion for Judgment	MJ	6	4	8	5	1	-	3	4
Other	OT	2	1	3	2	-	-	1	2
Protective Order	PO	13	0	14	14	-	-	-	14
Prelim Prot Order	PP	2	0	2	2	-	-	-	2
Show Cause	SC	1	0	1	1	-	-	-	1
Tenants Assertion	TA	2	3	4	2	1	-	2	1
Unlawful Detainer	UD	37	50	57	36	14	15	21	7
Warrant in Debt	WD	205	230	310	210	31	99	100	80
Civil Total		342	295	478	346	47	116	132	183

Northumberland Totals		2,201	3,258	3,855	2,212	1,499	116	1,643	597
------------------------------	--	--------------	--------------	--------------	--------------	--------------	------------	--------------	------------



CASELOAD STATISTICS OF THE GENERAL DISTRICT COURTS

January 2018 thru December 2018

Richmond County

District: 15

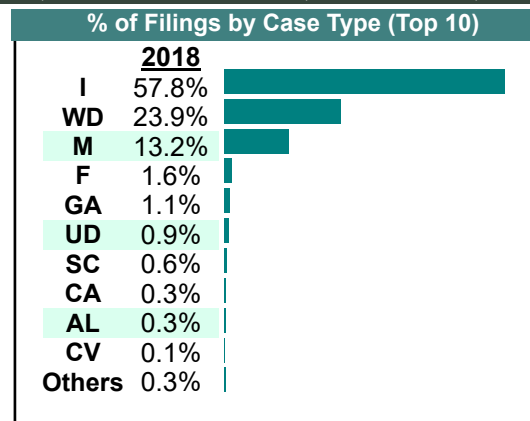
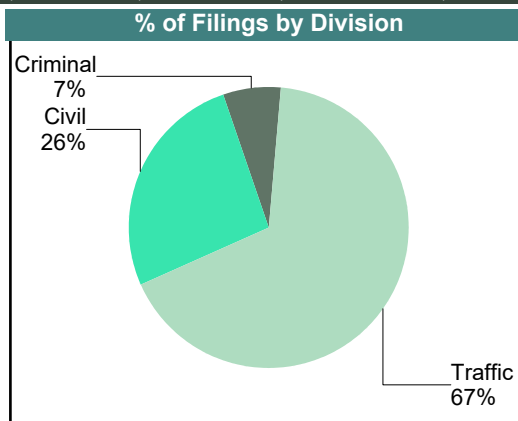
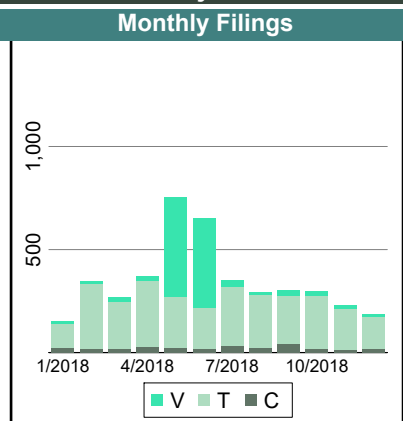
Court ID: 215159

Criminal		Filings	Hearings	Transactions	Concluded	Final Judgmt	Def Judgmt	Cont	Waived
Capias	CA	12	23	23	11	11	-	12	0
Felony	F	59	139	139	62	62	-	77	0
Misdemeanor	M	183	494	510	212	196	-	298	16
Show Cause	SC	23	72	72	25	25	-	47	0
Criminal Total		277	728	744	310	294	-	434	16

Traffic		Filings	Hearings	Transactions	Concluded	Final Judgmt	Def Judgmt	Cont	Waived
Civil Violation	CV	4	8	8	3	3	-	5	0
Felony	F	9	25	25	8	8	-	17	0
Infraction	I	2,428	1,510	2,759	2,436	1,187	-	323	1,249
Misdemeanor	M	372	756	801	376	331	-	425	45
Restricted O/L	RL	2	2	2	2	2	-	-	0
Show Cause	SC	2	34	34	8	8	-	26	0
Traffic Total		2,817	2,335	3,629	2,833	1,539	-	796	1,294

Civil		Filings	Hearings	Transactions	Concluded	Final Judgmt	Def Judgmt	Cont	Waived
Admin License	AL	11	0	11	11	-	-	-	11
Detinue	DT	2	4	6	3	1	-	3	2
Garnishment	GA	46	1	47	46	-	-	1	46
Impoundment	IM	2	0	2	2	-	-	-	2
Interrogatory	IN	4	1	5	4	-	-	1	4
Overweight	OC	2	1	3	2	-	-	1	2
Other	OT	2	0	2	2	-	-	-	2
Unlawful Detainer	UD	37	36	52	36	12	8	16	16
Warrant in Debt	WD	1,003	296	1,049	1,006	16	237	43	753
Civil Total		1,109	339	1,177	1,112	29	245	65	838

Richmond County Totals		4,203	3,402	5,550	4,255	1,862	245	1,295	2,148
-------------------------------	--	--------------	--------------	--------------	--------------	--------------	------------	--------------	--------------



CASELOAD STATISTICS OF THE GENERAL DISTRICT COURTS

January 2018 thru December 2018

Spotsylvania

District: 15

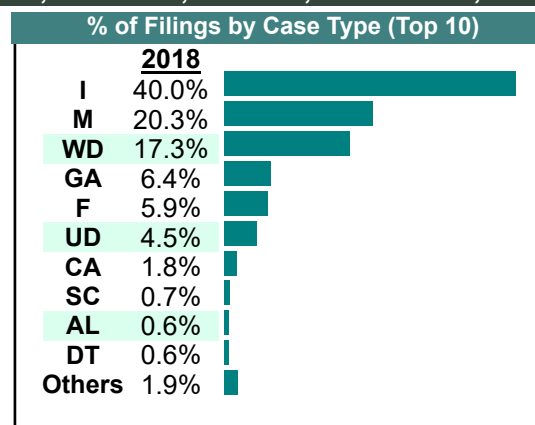
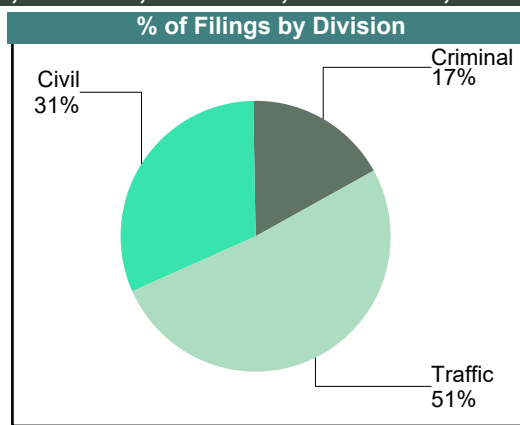
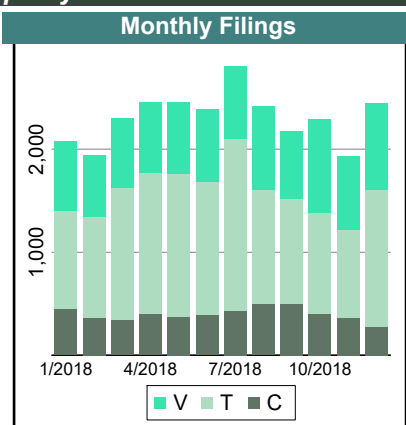
Court ID: 215177

<u>Criminal</u>		Filings	Hearings	Transactions	Concluded	Final Judgmt	Def Judgmt	Cont	Waived
Capias	CA	361	757	757	388	388	-	369	0
Civil Violation	CV	99	205	216	92	81	-	124	11
Felony	F	1,578	4,601	4,601	1,596	1,596	-	3,005	0
Misdemeanor	M	2,689	6,206	6,342	2,598	2,462	-	3,743	136
Show Cause	SC	91	182	182	80	80	-	102	0
Criminal Total		4,818	11,951	12,098	4,754	4,607	-	7,343	147

<u>Traffic</u>		Filings	Hearings	Transactions	Concluded	Final Judgmt	Def Judgmt	Cont	Waived
Capias	CA	121	270	270	113	113	-	157	0
Civil Violation	CV	0	1	1	1	1	-	-	0
Felony	F	57	165	165	53	53	-	112	0
Infraction	I	11,057	7,466	12,685	10,870	5,651	-	1,813	5,219
Misdemeanor	M	2,926	5,405	5,428	2,789	2,766	-	2,636	23
Show Cause	SC	25	35	35	26	26	-	9	0
Traffic Total		14,186	13,342	18,584	13,852	8,610	-	4,727	5,242

<u>Civil</u>		Filings	Hearings	Transactions	Concluded	Final Judgmt	Def Judgmt	Cont	Waived
Abstract	AJ	52	0	52	52	-	-	-	52
Admin License	AL	175	7	175	168	-	-	-	168
Bond Forfeiture	BF	2	2	2	1	1	-	1	0
Capias	CA	8	8	16	8	-	-	8	8
Counter Claim	CC	6	14	19	8	3	-	11	5
Detinue	DT	171	150	219	159	3	87	60	69
Garnishment	GA	1,779	422	2,181	1,759	-	-	422	1,759
Impoundment	IM	39	4	39	36	1	-	-	35
Interrogatory	IN	136	187	335	148	-	-	187	148
Mechanic's Lien	ML	1	1	2	1	-	-	1	1
Other	OT	38	19	41	38	15	1	2	22
Protective Order	PO	26	2	26	26	2	-	-	24
Prelim Prot Order	PP	115	144	248	104	-	-	134	104
Petition-Restore Arms	PR	2	0	2	2	-	-	-	2
Show Cause	SC	88	56	144	91	3	-	53	88
Tenants Assertion	TA	6	9	13	6	2	-	7	4
Unlawful Detainer	UD	1,237	1,023	1,549	1,230	232	472	319	526
Warrant in Debt	WD	4,777	4,525	6,254	4,744	154	2,861	1,510	1,729
Civil Total		8,658	6,573	11,317	8,581	416	3,421	2,715	4,744

Spotsylvania Totals		27,662	31,866	41,999	27,187	13,633	3,421	14,785	10,133
----------------------------	--	---------------	---------------	---------------	---------------	---------------	--------------	---------------	---------------



CASELOAD STATISTICS OF THE GENERAL DISTRICT COURTS

January 2018 thru December 2018

Stafford

District: 15

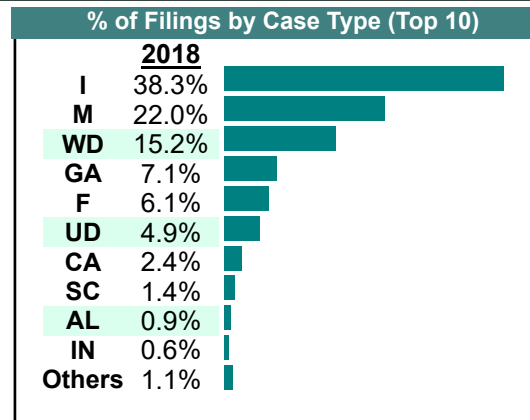
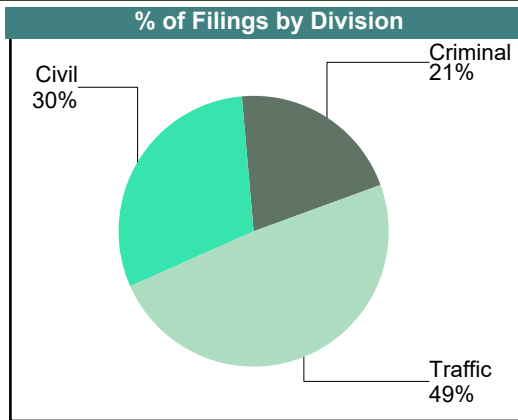
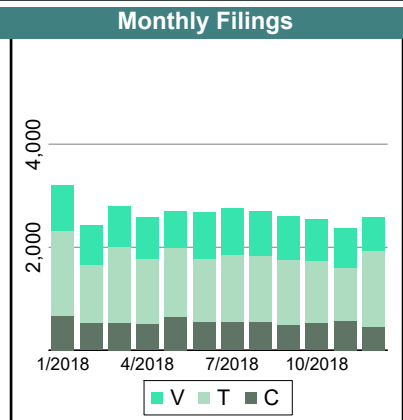
Court ID: 215179

<u>Criminal</u>		Filings	Hearings	Transactions	Concluded	Final Judgmt	Def Judgmt	Cont	Waived
Capias	CA	600	1,771	1,771	617	617	-	1,153	0
Civil Violation	CV	57	181	182	59	58	-	123	1
Felony	F	1,923	6,889	6,897	1,917	1,909	-	4,980	8
Misdemeanor	M	3,886	11,172	11,285	3,897	3,784	-	7,387	113
Motion	MO	1	1	1	1	1	-	-	0
Restricted O/L	RL	1	1	1	1	1	-	-	0
Show Cause	SC	178	722	722	216	216	-	504	0
Criminal Total		6,646	20,737	20,859	6,708	6,586	-	14,147	122

<u>Traffic</u>		Filings	Hearings	Transactions	Concluded	Final Judgmt	Def Judgmt	Cont	Waived
Capias	CA	156	630	630	212	212	-	418	0
Civil Violation	CV	1	11	11	3	3	-	8	0
Felony	F	32	93	93	28	28	-	65	0
Infraction	I	12,215	10,131	15,491	12,176	6,816	-	3,314	5,360
Misdemeanor	M	3,142	6,290	6,400	3,215	3,105	-	3,184	110
Motion	MO	2	2	2	2	2	-	-	0
Show Cause	SC	25	117	117	43	43	-	74	0
Traffic Total		15,573	17,274	22,744	15,679	10,209	-	7,063	5,470

<u>Civil</u>		Filings	Hearings	Transactions	Concluded	Final Judgmt	Def Judgmt	Cont	Waived
Abstract	AJ	76	1	76	76	-	1	-	75
Admin License	AL	277	0	277	277	-	-	-	277
Bond Forfeiture	BF	8	16	19	6	2	1	13	3
Capias	CA	6	5	12	7	-	-	5	7
Distress Seizure	DS	9	0	9	9	-	-	-	9
Detinue	DT	17	12	23	15	1	3	8	11
Garnishment	GA	2,278	677	2,919	2,242	-	-	676	2,242
Impoundment	IM	6	1	6	6	1	-	-	5
Interrogatory	IN	184	257	458	201	-	-	257	201
Overweight	OC	4	2	6	4	-	-	2	4
Other	OT	13	16	26	16	4	2	10	10
Protective Order	PO	54	18	66	49	1	-	7	48
Prelim Prot Order	PP	98	119	207	90	2	-	114	88
Restricted O/L	RL	9	1	9	8	-	-	1	8
Show Cause	SC	233	87	317	238	-	8	79	230
Tenants Assertion	TA	5	10	12	6	3	1	6	2
Unlawful Detainer	UD	1,570	1,072	1,867	1,575	228	552	292	795
Warrant in Debt	WD	4,860	4,897	6,468	4,882	405	2,906	1,585	1,571
Civil Total		9,707	7,191	12,777	9,707	647	3,474	3,055	5,586

Stafford Totals	31,926	45,202	56,380	32,094	17,442	3,474	24,265	11,178
------------------------	---------------	---------------	---------------	---------------	---------------	--------------	---------------	---------------



CASELOAD STATISTICS OF THE GENERAL DISTRICT COURTS

January 2018 thru December 2018

Westmoreland

District: 15

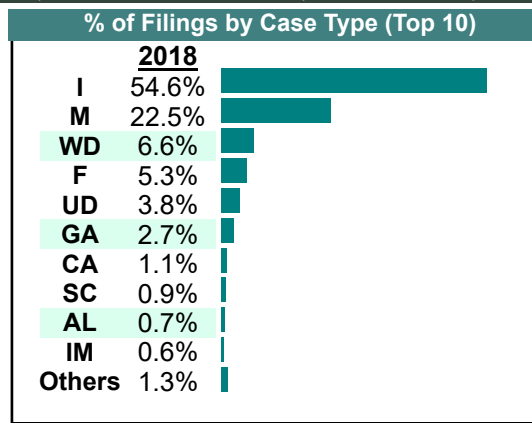
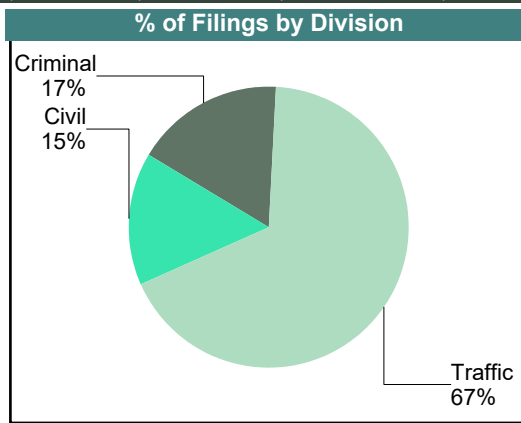
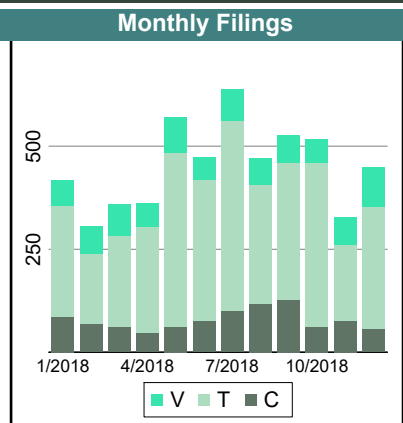
Court ID: 215193

<u>Criminal</u>		Filings	Hearings	Transactions	Concluded	Final Judgmt	Def Judgmt	Cont	Waived
Capias	CA	36	103	103	41	41	-	62	0
Civil Violation	CV	12	6	12	11	5	-	1	6
Felony	F	276	634	634	281	281	-	353	0
Misdemeanor	M	598	1,291	1,412	609	488	-	803	121
Show Cause	SC	16	69	69	27	27	-	42	0
Criminal Total		938	2,103	2,230	969	842	-	1,261	127

<u>Traffic</u>		Filings	Hearings	Transactions	Concluded	Final Judgmt	Def Judgmt	Cont	Waived
Capias	CA	25	110	110	39	39	-	71	0
Civil Violation	CV	6	22	22	9	9	-	13	0
Felony	F	13	55	55	17	17	-	38	0
Infraction	I	2,958	2,239	3,537	2,951	1,653	-	586	1,298
Misdemeanor	M	622	1,380	1,386	644	638	-	741	6
Show Cause	SC	27	72	72	22	22	-	50	0
Traffic Total		3,651	3,878	5,182	3,682	2,378	-	1,499	1,304

<u>Civil</u>		Filings	Hearings	Transactions	Concluded	Final Judgmt	Def Judgmt	Cont	Waived
Abstract	AJ	3	0	3	3	-	-	-	3
Admin License	AL	36	0	36	36	-	-	-	36
Detinue	DT	2	1	3	2	-	-	1	2
Garnishment	GA	144	12	154	142	-	-	12	142
Impoundment	IM	32	1	32	31	-	-	-	31
Interrogatory	IN	9	8	22	14	-	-	8	14
Motion for Judgment	MJ	2	2	2	2	-	2	-	0
Other	OT	19	4	22	18	-	-	3	18
Protective Order	PO	16	18	35	18	1	-	14	17
Show Cause	SC	6	3	12	9	-	-	3	9
Unlawful Detainer	UD	204	185	248	202	33	106	46	63
Warrant in Debt	WD	357	375	480	362	42	215	118	105
Civil Total		830	609	1,049	839	76	323	205	440

Westmoreland Totals		5,419	6,590	8,461	5,490	3,296	323	2,965	1,871
----------------------------	--	--------------	--------------	--------------	--------------	--------------	------------	--------------	--------------



Filings by Court & Division

	Caroline	Essex	Frederick sburg	Hanover	King George	Lancaster	Northum berland	Richmon d County	Spotsylva nia	Stafford	Westmore land	Total	
C	Misdemeanor	1,208 8%	338 2%	1,681 12%	2,784 19%	547 4%	298 2%	357 2%	183 1%	2,689 18%	3,886 27%	598 4%	14,569
	Felony	331 5%	163 2%	764 11%	1,285 19%	238 3%	103 1%	159 2%	59 1%	1,578 23%	1,923 28%	276 4%	6,879
	Capias	85 4%	40 2%	151 8%	507 26%	79 4%	23 1%	37 2%	12 1%	361 19%	600 31%	36 2%	1,931
	Show Cause	79 10%	21 3%	137 17%	199 24%	51 6%	11 1%	20 2%	23 3%	91 11%	178 22%	16 2%	826
	Civil Violation	35 10%	14 4%	34 9%	34 9%	41 11%	14 4%	18 5%	- 0%	99 28%	57 16%	12 3%	358
	Motion	- 0%	- 0%	- 0%	- 0%	- 0%	2 33%	3 50%	- 0%	- 0%	1 17%	- 0%	6
	Restricted O/L	- 0%	- 0%	- 0%	- 0%	- 0%	- 0%	- 0%	- 0%	- 0%	1 100%	- 0%	1
	Total	1,738 7%	576 2%	2,767 11%	4,809 20%	956 4%	451 2%	594 2%	277 1%	4,818 20%	6,646 27%	938 4%	24,570
T	Infraction	12,683 18%	4,458 6%	5,340 8%	10,033 15%	5,802 8%	1,083 2%	978 1%	2,428 4%	11,057 16%	12,215 18%	2,958 4%	69,035
	Misdemeanor	2,538 13%	599 3%	969 5%	6,494 35%	693 4%	203 1%	259 1%	372 2%	2,926 16%	3,142 17%	622 3%	18,817
	Capias	89 11%	14 2%	70 8%	305 36%	29 3%	19 2%	12 1%	- 0%	121 14%	156 19%	25 3%	840
	Felony	30 12%	9 4%	16 6%	56 22%	18 7%	3 1%	11 4%	9 4%	57 22%	32 13%	13 5%	254
	Show Cause	17 10%	5 3%	21 12%	26 15%	8 5%	18 10%	3 2%	2 1%	25 14%	25 14%	27 15%	177
	Restricted O/L	- 0%	- 0%	5 5%	87 86%	5 5%	- 0%	2 2%	2 2%	- 0%	- 0%	- 0%	101
	Civil Violation	8 29%	- 0%	1 4%	2 7%	6 21%	- 0%	- 0%	4 14%	- 0%	1 4%	6 21%	28
	Motion	- 0%	- 0%	- 0%	- 0%	- 0%	- 0%	- 0%	- 0%	- 0%	2 100%	- 0%	2
	Other	- 0%	- 0%	- 0%	1 100%	- 0%	- 0%	- 0%	- 0%	- 0%	- 0%	- 0%	1
	Total	15,365 17%	5,085 6%	6,422 7%	17,004 19%	6,561 7%	1,326 1%	1,265 1%	2,817 3%	14,186 16%	15,573 17%	3,651 4%	89,255
V	Warrant in Debt	975 4%	303 1%	10,419 39%	2,847 11%	406 2%	266 1%	205 1%	1,003 4%	4,777 18%	4,860 18%	357 1%	26,418
	Garnishment	387 4%	179 2%	4,190 39%	1,321 12%	174 2%	137 1%	33 0%	46 0%	1,779 17%	2,278 21%	144 1%	10,668
	Unlawful Detainer	214 4%	154 3%	1,205 21%	711 13%	190 3%	87 2%	37 1%	37 1%	1,237 22%	1,570 28%	204 4%	5,646
	Interrogatory	22 2%	2 0%	912 67%	73 5%	8 1%	3 0%	6 0%	4 0%	136 10%	184 14%	9 1%	1,359
	Show Cause	10 1%	89 8%	658 56%	65 6%	16 1%	1 0%	1 0%	- 0%	88 8%	233 20%	6 1%	1,167

	Caroline	Essex	Frederick sburg	Hanover	King George	Lancaster	Northum berland	Richmon d County	Spotsylva nia	Stafford	Westmore land	Total
V Admin License	66	-	140	145	84	18	27	11	175	277	36	979
	7%	0%	14%	15%	9%	2%	3%	1%	18%	28%	4%	
Detinue	-	147	87	53	-	10	3	2	171	17	2	492
	0%	30%	18%	11%	0%	2%	1%	0%	35%	3%	0%	
Prelim Prot Order	24	20	55	82	17	25	2	-	115	98	-	438
	5%	5%	13%	19%	4%	6%	0%	0%	26%	22%	0%	
Other	6	208	14	54	6	3	2	2	38	13	19	365
	2%	57%	4%	15%	2%	1%	1%	1%	10%	4%	5%	
Protective Order	23	-	23	74	13	5	13	-	26	54	16	247
	9%	0%	9%	30%	5%	2%	5%	0%	11%	22%	6%	
Impoundment	28	3	44	74	9	2	5	2	39	6	32	244
	11%	1%	18%	30%	4%	1%	2%	1%	16%	2%	13%	
Abstract	10	4	3	18	5	-	-	-	52	76	3	171
	6%	2%	2%	11%	3%	0%	0%	0%	30%	44%	2%	
Motion for Judgment	-	-	-	68	10	1	6	-	-	-	2	87
	0%	0%	0%	78%	11%	1%	7%	0%	0%	0%	2%	
Bond Forfeiture	-	-	5	30	-	-	-	-	2	8	-	45
	0%	0%	11%	67%	0%	0%	0%	0%	4%	18%	0%	
Zoning Viol	-	-	-	35	-	-	-	-	-	-	-	35
	0%	0%	0%	100%	0%	0%	0%	0%	0%	0%	0%	
Overweight	7	5	-	1	14	-	-	2	-	4	-	33
	21%	15%	0%	3%	42%	0%	0%	6%	0%	12%	0%	
Capias	1	7	2	4	1	-	-	-	8	6	-	29
	3%	24%	7%	14%	3%	0%	0%	0%	28%	21%	0%	
Tenants Assertion	1	-	4	1	3	1	2	-	6	5	-	23
	4%	0%	17%	4%	13%	4%	9%	0%	26%	22%	0%	
Counter Claim	5	-	-	10	-	-	-	-	6	-	-	21
	24%	0%	0%	48%	0%	0%	0%	0%	29%	0%	0%	
Restricted O/L	1	-	-	-	-	-	-	-	-	9	-	10
	10%	0%	0%	0%	0%	0%	0%	0%	0%	90%	0%	
Distress Seizure	-	-	-	-	-	-	-	-	-	9	-	9
	0%	0%	0%	0%	0%	0%	0%	0%	0%	100%	0%	
Petition-Restore Arms	-	-	-	1	1	-	-	-	2	-	-	4
	0%	0%	0%	25%	25%	0%	0%	0%	50%	0%	0%	
Mechanic's Lien	-	-	-	1	-	-	-	-	1	-	-	2
	0%	0%	0%	50%	0%	0%	0%	0%	50%	0%	0%	
Attachment	-	-	-	1	-	-	-	-	-	-	-	1
	0%	0%	0%	100%	0%	0%	0%	0%	0%	0%	0%	
Total	1,780	1,121	17,761	5,669	957	559	342	1,109	8,658	9,707	830	48,493
	4%	2%	37%	12%	2%	1%	1%	2%	18%	20%	2%	
Total	18,883	6,782	26,950	27,482	8,474	2,336	2,201	4,203	27,662	31,926	5,419	162,318
	12%	4%	17%	17%	5%	1%	1%	3%	17%	20%	3%	

CASELOAD STATISTICS OF THE GENERAL DISTRICT COURTS

January 2018 thru December 2018

Albemarle

District: 16

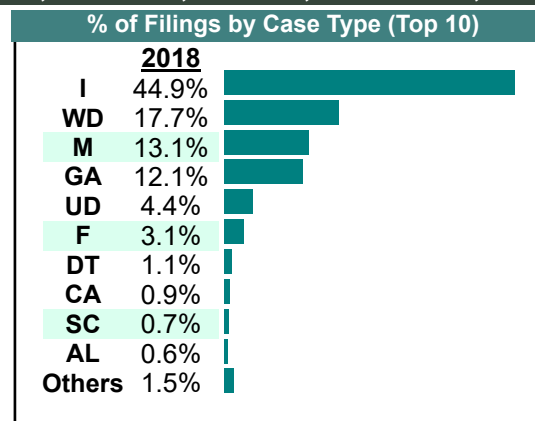
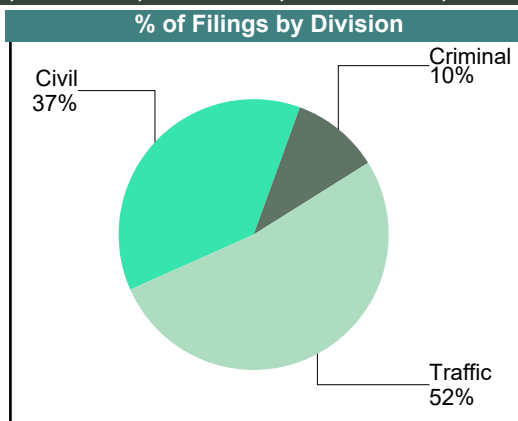
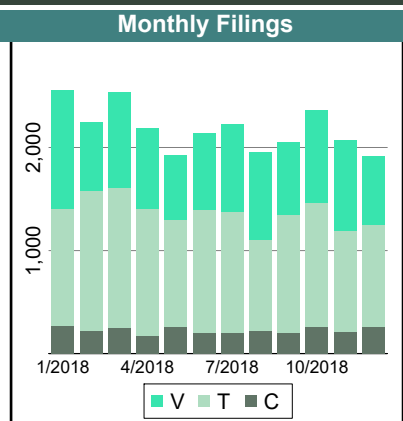
Court ID: 216003

<u>Criminal</u>		Filings	Hearings	Transactions	Concluded	Final Judgmt	Def Judgmt	Cont	Waived
Capias	CA	127	342	342	136	136	-	206	0
Civil Violation	CV	37	86	87	33	32	-	54	1
Felony	F	749	1,848	2,219	775	404	-	1,444	371
Misdemeanor	M	1,642	3,764	3,882	1,617	1,499	-	2,265	118
Show Cause	SC	176	341	341	184	184	-	157	0
Criminal Total		2,731	6,381	6,871	2,745	2,255	-	4,126	490

<u>Traffic</u>		Filings	Hearings	Transactions	Concluded	Final Judgmt	Def Judgmt	Cont	Waived
Capias	CA	113	288	288	114	114	-	174	0
Civil Violation	CV	3	2	3	3	2	-	-	1
Felony	F	55	119	139	51	31	-	88	20
Infraction	I	11,739	6,752	13,712	11,803	4,843	-	1,907	6,960
Misdemeanor	M	1,775	3,478	3,489	1,788	1,777	-	1,701	11
Show Cause	SC	10	23	23	11	11	-	12	0
Traffic Total		13,695	10,662	17,654	13,770	6,778	-	3,882	6,992

<u>Civil</u>		Filings	Hearings	Transactions	Concluded	Final Judgmt	Def Judgmt	Cont	Waived
Abstract	AJ	83	0	83	83	-	-	-	83
Admin License	AL	161	4	166	162	-	-	4	162
Counter Claim	CC	4	2	6	5	1	-	1	4
Detinue	DT	292	361	473	283	4	167	190	112
Garnishment	GA	3,161	95	3,247	3,152	-	-	83	3,152
Interrogatory	IN	100	145	257	112	-	-	144	112
Other	OT	62	19	74	58	2	1	13	55
Protective Order	PO	12	0	12	12	-	-	-	12
Prelim Prot Order	PP	78	69	152	83	-	-	69	83
Show Cause	SC	8	7	12	6	-	1	5	5
Third Party Claim	TH	1	3	4	1	-	-	3	1
Unlawful Detainer	UD	1,140	792	1,374	1,144	124	438	228	582
Warrant in Debt	WD	4,638	4,411	5,960	4,679	320	2,810	1,279	1,549
Zoning Viol	ZO	6	17	20	5	1	1	15	3
Civil Total		9,746	5,925	11,840	9,785	452	3,418	2,034	5,915

Albemarle Totals		26,172	22,968	36,365	26,300	9,485	3,418	10,042	13,397
-------------------------	--	---------------	---------------	---------------	---------------	--------------	--------------	---------------	---------------



CASELOAD STATISTICS OF THE GENERAL DISTRICT COURTS

January 2018 thru December 2018

Charlottesville

District: 16

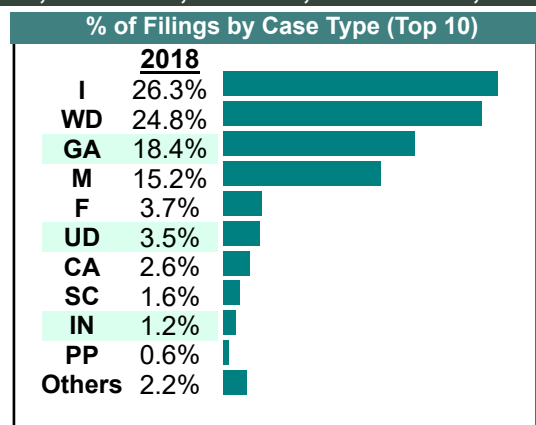
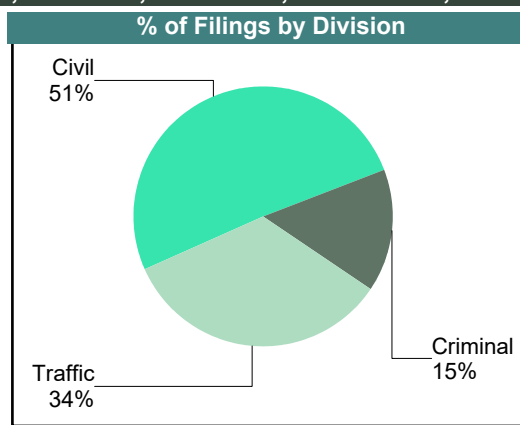
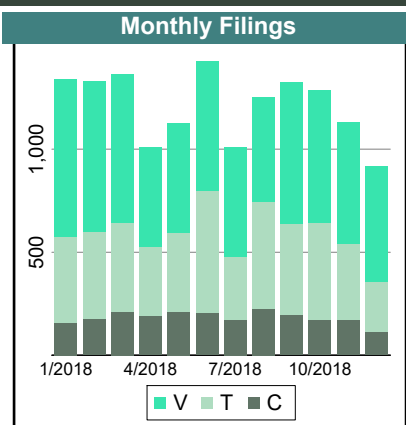
Court ID: 216540

<u>Criminal</u>		Filings	Hearings	Transactions	Concluded	Final Judgmt	Def Judgmt	Cont	Waived
Capias	CA	195	636	636	224	224	-	412	0
Civil Violation	CV	26	74	75	30	29	-	45	1
Felony	F	511	2,206	2,206	522	522	-	1,684	0
Misdemeanor	M	1,342	3,620	3,703	1,478	1,395	-	2,225	83
Show Cause	SC	138	251	251	144	144	-	107	0
Criminal Total		2,212	6,787	6,871	2,398	2,314	-	4,473	84

<u>Traffic</u>		Filings	Hearings	Transactions	Concluded	Final Judgmt	Def Judgmt	Cont	Waived
Capias	CA	175	598	598	205	205	-	393	0
Civil Violation	CV	1	0	1	1	-	-	-	1
Felony	F	20	69	69	15	15	-	54	0
Infraction	I	3,823	2,654	4,508	3,888	2,034	-	620	1,854
Misdemeanor	M	859	2,515	2,515	955	955	-	1,560	0
Other	O	4	4	4	4	4	-	-	0
Show Cause	SC	48	100	100	47	47	-	53	0
Traffic Total		4,930	5,940	7,795	5,115	3,260	-	2,680	1,855

<u>Civil</u>		Filings	Hearings	Transactions	Concluded	Final Judgmt	Def Judgmt	Cont	Waived
Abstract	AJ	21	1	21	21	1	-	-	20
Admin License	AL	80	1	81	80	-	-	1	80
Bond Forfeiture	BF	2	1	2	1	-	-	1	1
Capias	CA	3	3	5	3	1	-	2	2
Counter Claim	CC	5	4	9	5	-	-	4	5
Detinue	DT	5	5	10	5	-	-	5	5
Garnishment	GA	2,666	23	2,689	2,666	-	-	23	2,666
Impoundment	IM	5	0	5	5	-	-	-	5
Interrogatory	IN	169	62	231	169	-	-	62	169
Motion for Judgment	MJ	29	33	52	28	7	2	24	19
Other	OT	72	20	93	73	-	-	20	73
Protective Order	PO	68	45	113	68	-	-	45	68
Prelim Prot Order	PP	82	1	83	82	-	-	1	82
Show Cause	SC	46	19	57	47	4	5	10	38
Tenants Assertion	TA	6	7	11	5	-	1	6	4
Unlawful Detainer	UD	510	506	755	501	113	139	254	249
Warrant in Debt	WD	3,607	3,375	4,340	3,650	127	2,558	690	965
Civil Total		7,376	4,106	8,557	7,409	253	2,705	1,148	4,451

Charlottesville Totals	14,518	16,833	23,223	14,922	5,827	2,705	8,301	6,390
-------------------------------	---------------	---------------	---------------	---------------	--------------	--------------	--------------	--------------



CASELOAD STATISTICS OF THE GENERAL DISTRICT COURTS

January 2018 thru December 2018

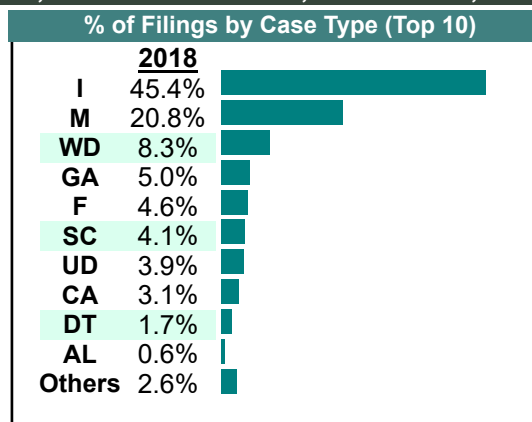
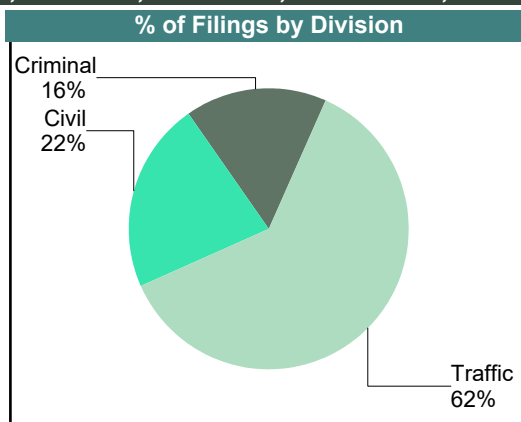
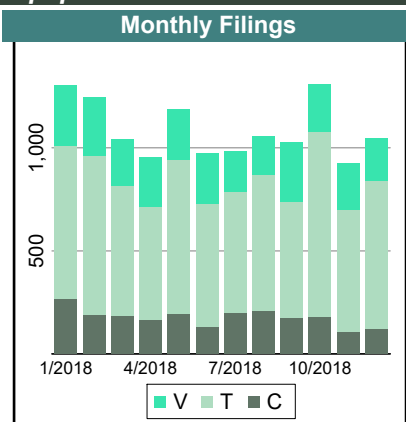
Culpeper
District: 16
Court ID: 216047

<u>Criminal</u>		Filings	Hearings	Transactions	Concluded	Final Judgmt	Def Judgmt	Cont	Waived
Capias	CA	316	944	944	372	372	-	572	0
Civil Violation	CV	7	10	11	7	6	-	4	1
Felony	F	556	1,880	1,880	580	580	-	1,300	0
Misdemeanor	M	1,043	2,705	2,765	1,022	962	-	1,743	60
Motion	MO	1	1	1	1	1	-	-	0
Show Cause	SC	202	704	704	229	229	-	475	0
Criminal Total		2,125	6,244	6,305	2,211	2,150	-	4,094	61

<u>Traffic</u>		Filings	Hearings	Transactions	Concluded	Final Judgmt	Def Judgmt	Cont	Waived
Capias	CA	82	237	237	96	96	-	141	0
Civil Violation	CV	21	60	60	18	18	-	42	0
Felony	F	43	150	150	48	48	-	102	0
Infraction	I	5,928	4,076	7,048	5,849	2,877	-	1,199	2,972
Misdemeanor	M	1,675	3,886	3,889	1,686	1,683	-	2,203	3
Motion	MO	1	1	1	1	1	-	-	0
Restricted O/L	RL	5	5	5	5	5	-	-	0
Show Cause	SC	304	1,019	1,019	358	358	-	661	0
Traffic Total		8,059	9,434	12,409	8,061	5,086	-	4,348	2,975

<u>Civil</u>		Filings	Hearings	Transactions	Concluded	Final Judgmt	Def Judgmt	Cont	Waived
Abstract	AJ	15	0	15	15	-	-	-	15
Admin License	AL	74	0	74	74	-	-	-	74
Bond Forfeiture	BF	25	36	58	25	-	3	33	22
Capias	CA	3	0	3	3	-	-	-	3
Counter Claim	CC	3	3	5	2	-	-	3	2
Detinue	DT	224	280	374	225	13	118	149	94
Garnishment	GA	647	127	775	648	-	-	127	648
Impoundment	IM	44	0	44	44	-	-	-	44
Interrogatory	IN	71	51	120	69	-	-	51	69
Motion for Judgment	MJ	14	18	21	13	3	7	8	3
Overweight	OC	9	0	10	10	-	-	-	10
Other	OT	50	2	51	50	1	-	1	49
Protective Order	PO	35	11	48	37	-	-	11	37
Prelim Prot Order	PP	39	0	39	39	-	-	-	39
Petition-Restore Arms	PR	3	3	6	3	-	-	3	3
Show Cause	SC	25	9	32	23	-	-	9	23
Tenants Assertion	TA	1	0	1	1	-	-	-	1
Unlawful Detainer	UD	507	439	697	510	107	145	187	258
Warrant in Debt	WD	1,088	1,264	1,585	1,092	124	647	493	321
Civil Total		2,877	2,243	3,958	2,883	248	920	1,075	1,715

Culpeper Totals	13,061	17,921	22,672	13,155	7,484	920	9,517	4,751
------------------------	---------------	---------------	---------------	---------------	--------------	------------	--------------	--------------



CASELOAD STATISTICS OF THE GENERAL DISTRICT COURTS

January 2018 thru December 2018

Fluvanna

District: **16**

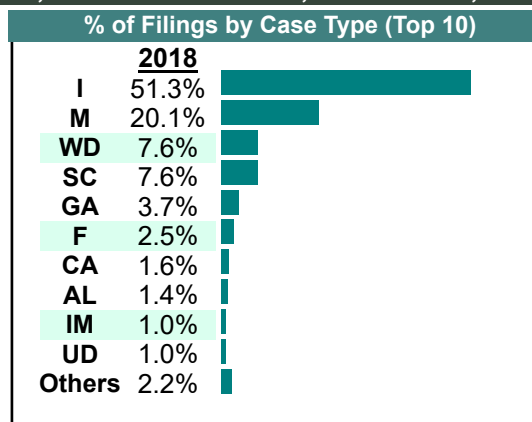
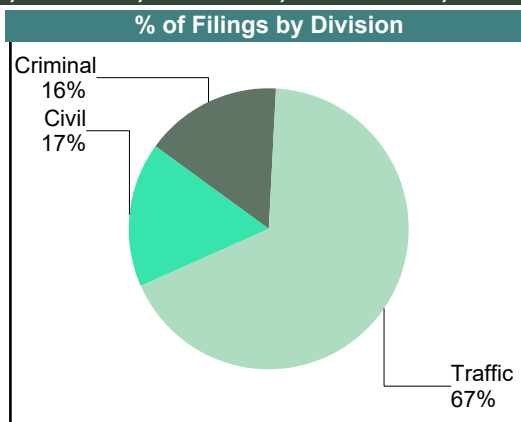
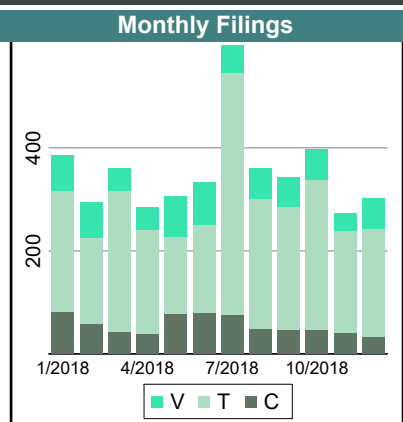
Court ID: **216065**

<u>Criminal</u>		Filings	Hearings	Transactions	Concluded	Final Judgmt	Def Judgmt	Cont	Waived
Capias	CA	30	111	111	39	39	-	71	0
Civil Violation	CV	12	37	37	16	16	-	21	0
Felony	F	96	244	244	79	79	-	165	0
Misdemeanor	M	374	880	890	351	341	-	536	10
Motion	MO	6	6	6	6	6	-	-	0
Show Cause	SC	156	272	272	148	148	-	120	0
Criminal Total		674	1,550	1,560	639	629	-	913	10

<u>Traffic</u>		Filings	Hearings	Transactions	Concluded	Final Judgmt	Def Judgmt	Cont	Waived
Capias	CA	39	141	141	52	52	-	89	0
Felony	F	12	28	28	10	10	-	18	0
Infraction	I	2,178	1,631	2,555	2,102	1,178	-	445	924
Misdemeanor	M	478	890	890	438	438	-	452	0
Other	O	1	1	1	1	1	-	-	0
Restricted O/L	RL	1	1	1	1	1	-	-	0
Show Cause	SC	153	229	229	144	144	-	71	0
Traffic Total		2,862	2,921	3,845	2,748	1,824	-	1,075	924

<u>Civil</u>		Filings	Hearings	Transactions	Concluded	Final Judgmt	Def Judgmt	Cont	Waived
Admin License	AL	59	5	59	54	-	-	-	54
Bond Forfeiture	BF	0	2	3	1	-	-	2	1
Detinue	DT	3	5	6	3	2	-	3	1
Garnishment	GA	155	43	193	150	-	-	35	150
Impoundment	IM	43	1	43	42	-	-	-	42
Interrogatory	IN	10	18	28	10	-	-	18	10
Motion for Judgment	MJ	4	7	8	2	1	-	5	1
Other	OT	21	7	26	19	-	-	6	19
Protective Order	PO	14	1	14	13	-	-	-	13
Prelim Prot Order	PP	21	14	33	19	-	-	12	19
Show Cause	SC	12	13	24	12	1	-	12	11
Tenants Assertion	TA	0	1	1	0	-	-	-	0
Unlawful Detainer	UD	43	59	68	41	18	14	25	9
Warrant in Debt	WD	322	436	552	325	32	177	224	116
Civil Total		707	612	1,058	691	54	191	342	446

Fluvanna Totals	4,243	5,083	6,463	4,078	2,507	191	2,330	1,380
------------------------	--------------	--------------	--------------	--------------	--------------	------------	--------------	--------------



CASELOAD STATISTICS OF THE GENERAL DISTRICT COURTS

January 2018 thru December 2018

Goochland

District: **16**

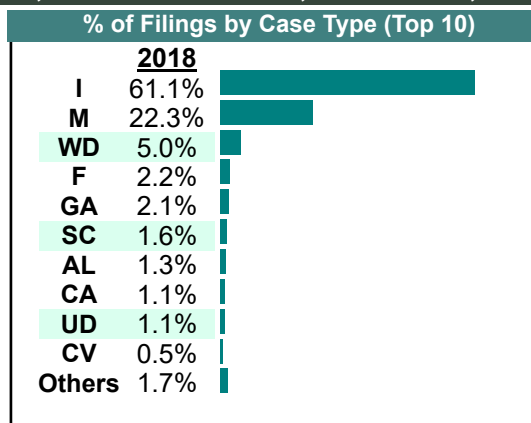
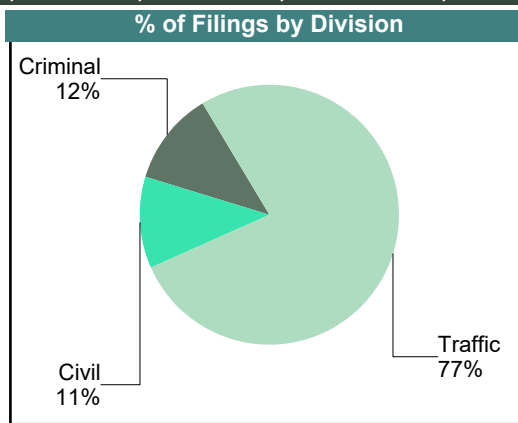
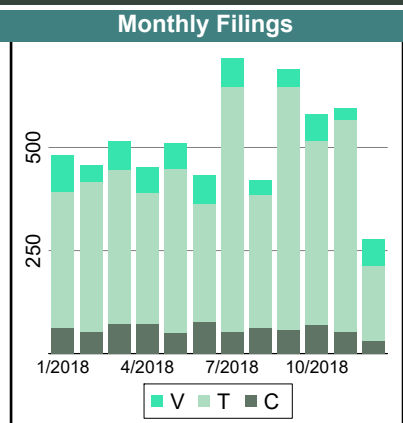
Court ID: **216075**

<u>Criminal</u>		Filings	Hearings	Transactions	Concluded	Final Judgmt	Def Judgmt	Cont	Waived
Capias	CA	47	139	139	45	45	-	93	0
Civil Violation	CV	29	83	83	30	30	-	53	0
Felony	F	126	449	449	103	103	-	344	0
Misdemeanor	M	442	1,433	1,449	478	462	-	968	16
Motion	MO	1	1	1	1	1	-	-	0
Show Cause	SC	70	210	210	72	72	-	136	0
Criminal Total		715	2,315	2,331	729	713	-	1,594	16

<u>Traffic</u>		Filings	Hearings	Transactions	Concluded	Final Judgmt	Def Judgmt	Cont	Waived
Capias	CA	21	77	77	24	24	-	53	0
Civil Violation	CV	1	0	1	1	-	-	-	1
Felony	F	9	30	30	8	8	-	22	0
Infraction	I	3,743	2,562	4,474	3,703	1,791	-	768	1,912
Misdemeanor	M	925	1,554	1,560	890	884	-	668	6
Motion	MO	1	1	1	1	1	-	-	0
Show Cause	SC	15	47	47	14	14	-	33	0
Traffic Total		4,715	4,271	6,190	4,641	2,722	-	1,544	1,919

<u>Civil</u>		Filings	Hearings	Transactions	Concluded	Final Judgmt	Def Judgmt	Cont	Waived
Admin License	AL	77	2	78	76	-	-	-	76
Capias	CA	2	1	3	2	-	-	1	2
Detinue	DT	4	8	9	5	1	3	4	1
Garnishment	GA	131	38	153	115	-	-	36	115
Impoundment	IM	30	1	30	29	-	-	-	29
Interrogatory	IN	10	10	22	12	-	-	10	12
Motion for Judgment	MJ	8	6	13	8	-	1	5	7
Overweight	OC	8	3	12	9	-	-	3	9
Other	OT	12	4	15	11	-	-	2	11
Protective Order	PO	16	0	16	16	-	-	-	16
Prelim Prot Order	PP	10	0	10	10	-	-	-	10
Show Cause	SC	12	11	17	9	2	1	8	6
Tenants Assertion	TA	2	1	2	1	-	-	1	1
Unlawful Detainer	UD	70	57	94	68	14	17	24	37
Warrant in Debt	WD	307	334	464	299	21	148	162	130
Civil Total		699	476	938	670	38	170	256	462

Goochland Totals		6,129	7,062	9,459	6,040	3,473	170	3,394	2,397
-------------------------	--	--------------	--------------	--------------	--------------	--------------	------------	--------------	--------------



CASELOAD STATISTICS OF THE GENERAL DISTRICT COURTS

January 2018 thru December 2018

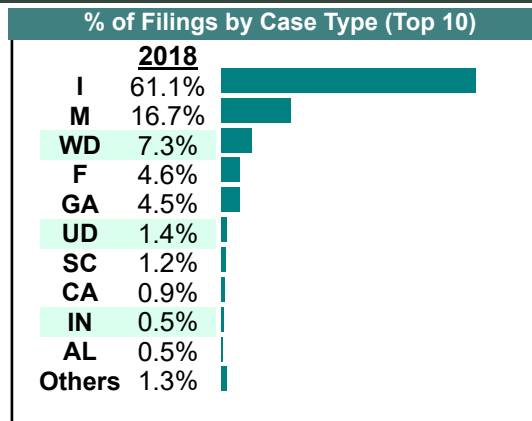
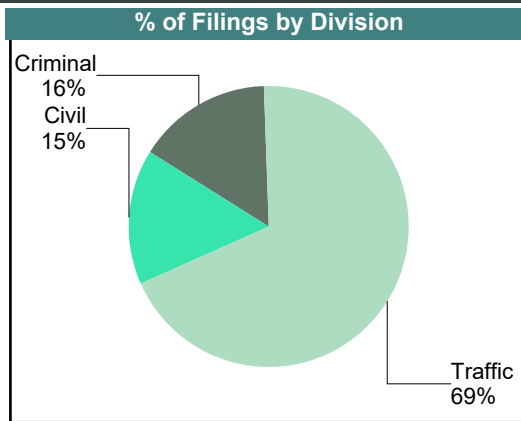
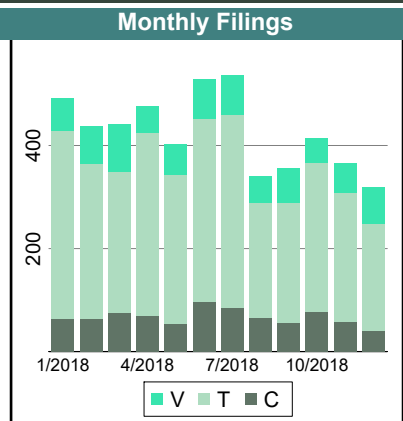
Greene
District: 16
Court ID: 216079

<u>Criminal</u>		Filings	Hearings	Transactions	Concluded	Final Judgmt	Def Judgmt	Cont	Waived
Capias	CA	28	59	59	27	27	-	32	0
Civil Violation	CV	10	21	22	10	9	-	12	1
Felony	F	222	728	735	254	247	-	481	7
Misdemeanor	M	501	956	995	510	471	-	485	39
Show Cause	SC	46	80	80	43	43	-	37	0
Criminal Total		807	1,844	1,891	844	797	-	1,047	47

<u>Traffic</u>		Filings	Hearings	Transactions	Concluded	Final Judgmt	Def Judgmt	Cont	Waived
Capias	CA	19	48	48	24	24	-	24	0
Civil Violation	CV	1	2	2	2	2	-	-	0
Felony	F	11	28	28	11	11	-	17	0
Infraction	I	3,123	2,271	3,666	3,204	1,809	-	462	1,395
Misdemeanor	M	353	793	793	401	401	-	392	0
Show Cause	SC	6	10	10	5	5	-	5	0
Traffic Total		3,513	3,152	4,547	3,647	2,252	-	900	1,395

<u>Civil</u>		Filings	Hearings	Transactions	Concluded	Final Judgmt	Def Judgmt	Cont	Waived
Abstract	AJ	1	0	1	1	-	-	-	1
Admin License	AL	23	0	23	23	-	-	-	23
Bond Forfeiture	BF	1	0	1	1	-	-	-	1
Capias	CA	0	0	1	1	-	-	-	1
Counter Claim	CC	1	1	2	1	-	-	1	1
Detinue	DT	3	3	5	3	-	1	2	2
Garnishment	GA	230	8	234	226	-	-	8	226
Impoundment	IM	15	0	15	15	-	-	-	15
Interrogatory	IN	26	24	45	21	-	-	24	21
Motion for Judgment	MJ	8	6	15	9	-	-	6	9
Other	OT	7	0	7	7	-	-	-	7
Protective Order	PO	6	1	7	6	-	-	1	6
Prelim Prot Order	PP	12	0	12	12	-	-	-	12
Show Cause	SC	7	1	8	7	-	-	1	7
Tenants Assertion	TA	3	2	4	3	1	-	1	2
Unlawful Detainer	UD	73	69	95	74	27	21	21	26
Warrant in Debt	WD	373	391	526	382	41	206	143	135
Civil Total		789	506	1,001	792	69	228	208	495

Greene Totals		5,109	5,502	7,439	5,283	3,118	228	2,155	1,937
----------------------	--	--------------	--------------	--------------	--------------	--------------	------------	--------------	--------------



CASELOAD STATISTICS OF THE GENERAL DISTRICT COURTS

January 2018 thru December 2018

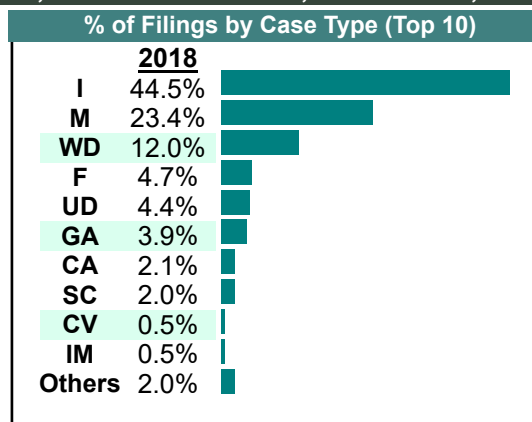
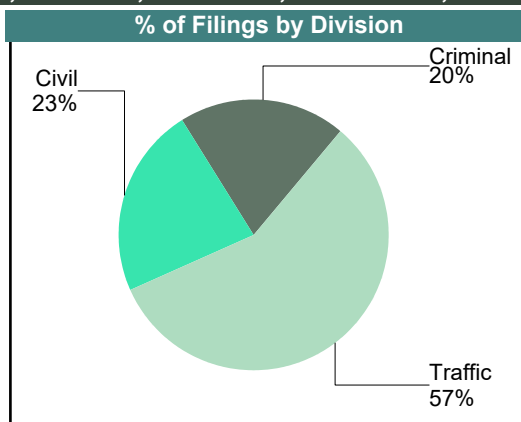
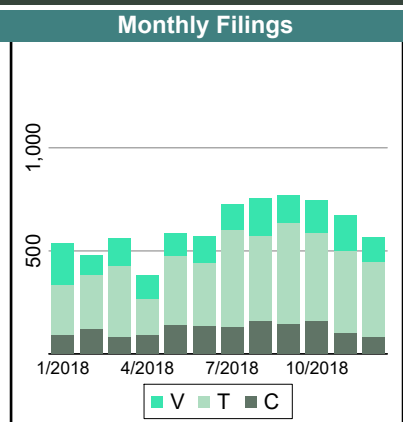
Louisa
District: 16
Court ID: 216109

<u>Criminal</u>		Filings	Hearings	Transactions	Concluded	Final Judgmt	Def Judgmt	Cont	Waived
Capias	CA	114	347	347	112	112	-	235	0
Civil Violation	CV	40	83	85	40	38	-	45	2
Felony	F	331	1,061	1,061	320	320	-	741	0
Misdemeanor	M	865	2,190	2,247	827	770	-	1,420	57
Motion	MO	1	1	1	1	1	-	-	0
Show Cause	SC	114	334	334	98	98	-	236	0
Criminal Total		1,465	4,016	4,075	1,398	1,339	-	2,677	59

<u>Traffic</u>		Filings	Hearings	Transactions	Concluded	Final Judgmt	Def Judgmt	Cont	Waived
Capias	CA	40	128	128	47	47	-	81	0
Felony	F	12	33	33	11	11	-	22	0
Infraction	I	3,270	2,519	3,963	3,220	1,776	-	743	1,444
Misdemeanor	M	854	1,537	1,538	777	776	-	761	1
Show Cause	SC	33	108	108	35	35	-	73	0
Traffic Total		4,209	4,325	5,770	4,090	2,645	-	1,680	1,445

<u>Civil</u>		Filings	Hearings	Transactions	Concluded	Final Judgmt	Def Judgmt	Cont	Waived
Abstract	AJ	13	0	13	13	-	-	-	13
Admin License	AL	36	0	36	36	-	-	-	36
Bond Forfeiture	BF	1	0	1	1	-	-	-	1
Counter Claim	CC	3	2	5	3	-	-	2	3
Detinue	DT	4	8	11	7	3	1	4	3
Garnishment	GA	284	40	319	279	-	-	40	279
Impoundment	IM	38	0	38	38	-	-	-	38
Interrogatory	IN	11	0	12	12	-	-	-	12
Motion for Judgment	MJ	13	23	32	13	-	4	19	9
Other	OT	15	0	15	15	-	-	-	15
Protective Order	PO	19	11	29	18	-	-	11	18
Prelim Prot Order	PP	31	12	42	31	1	-	11	30
Restricted O/L	RL	1	0	1	1	-	-	-	1
Show Cause	SC	3	1	5	4	-	-	1	4
Unlawful Detainer	UD	325	207	396	327	60	78	69	189
Warrant in Debt	WD	880	982	1,273	878	52	535	395	291
Civil Total		1,677	1,286	2,228	1,676	116	618	552	942

Louisa Totals		7,351	9,627	12,073	7,164	4,100	618	4,909	2,446
----------------------	--	--------------	--------------	---------------	--------------	--------------	------------	--------------	--------------



CASELOAD STATISTICS OF THE GENERAL DISTRICT COURTS

January 2018 thru December 2018

Madison

District: 16

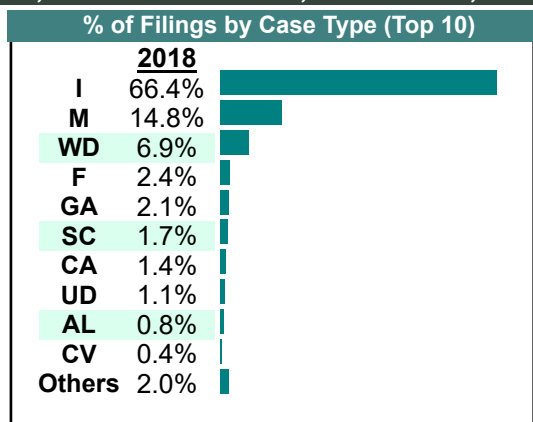
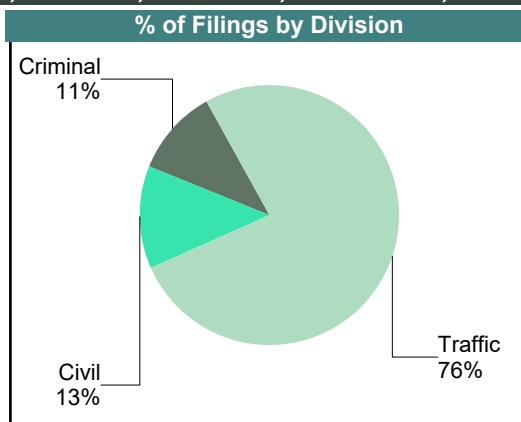
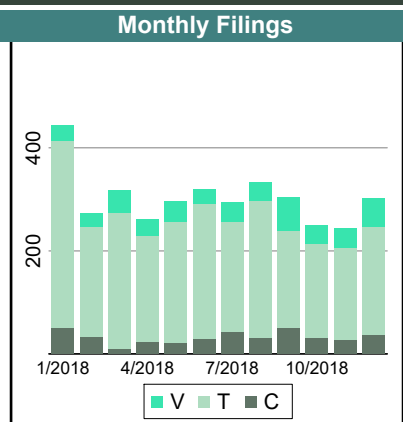
Court ID: 216113

<u>Criminal</u>		Filings	Hearings	Transactions	Concluded	Final Judgmt	Def Judgmt	Cont	Waived
Capias	CA	25	72	72	27	27	-	45	0
Civil Violation	CV	13	15	20	13	8	-	7	5
Felony	F	78	231	231	64	64	-	167	0
Misdemeanor	M	235	582	595	243	230	-	352	13
Show Cause	SC	38	99	99	35	35	-	64	0
Criminal Total		389	999	1,017	382	364	-	635	18

<u>Traffic</u>		Filings	Hearings	Transactions	Concluded	Final Judgmt	Def Judgmt	Cont	Waived
Capias	CA	27	84	84	39	39	-	45	0
Felony	F	8	24	24	11	11	-	13	0
Infraction	I	2,419	1,299	2,848	2,440	891	-	407	1,549
Misdemeanor	M	305	739	739	312	312	-	427	0
Restricted O/L	RL	2	2	2	2	2	-	-	0
Show Cause	SC	21	55	55	15	15	-	40	0
Traffic Total		2,782	2,203	3,752	2,819	1,270	-	932	1,549

<u>Civil</u>		Filings	Hearings	Transactions	Concluded	Final Judgmt	Def Judgmt	Cont	Waived
Abstract	AJ	11	0	11	11	-	-	-	11
Admin License	AL	29	6	33	27	-	-	4	27
Bond Forfeiture	BF	0	0	1	1	-	-	-	1
Detinue	DT	4	3	4	2	1	-	2	1
Garnishment	GA	76	20	97	77	-	-	20	77
Impoundment	IM	5	0	5	5	-	-	-	5
Interrogatory	IN	2	0	2	2	-	-	-	2
Overweight	OC	9	0	9	9	-	-	-	9
Other	OT	12	7	18	11	-	-	6	11
Protective Order	PO	11	1	14	13	-	-	1	13
Prelim Prot Order	PP	13	16	30	14	-	-	15	14
Show Cause	SC	3	1	4	3	-	-	1	3
Tenants Assertion	TA	2	1	3	2	-	-	1	2
Unlawful Detainer	UD	41	51	60	42	21	12	18	9
Warrant in Debt	WD	250	322	451	286	17	140	165	129
Zoning Viol	ZO	2	2	2	0	-	-	2	0
Civil Total		470	430	744	505	39	152	235	314

Madison Totals	3,641	3,632	5,513	3,706	1,673	152	1,802	1,881
-----------------------	--------------	--------------	--------------	--------------	--------------	------------	--------------	--------------



CASELOAD STATISTICS OF THE GENERAL DISTRICT COURTS

January 2018 thru December 2018

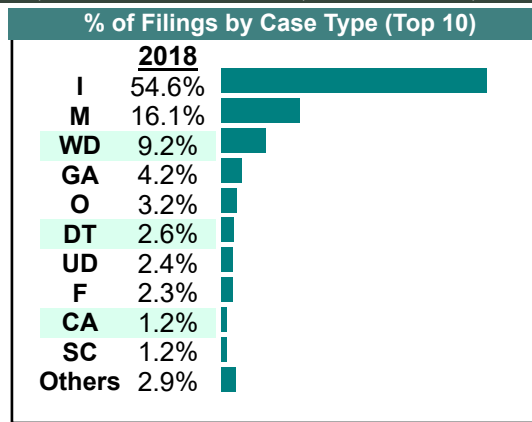
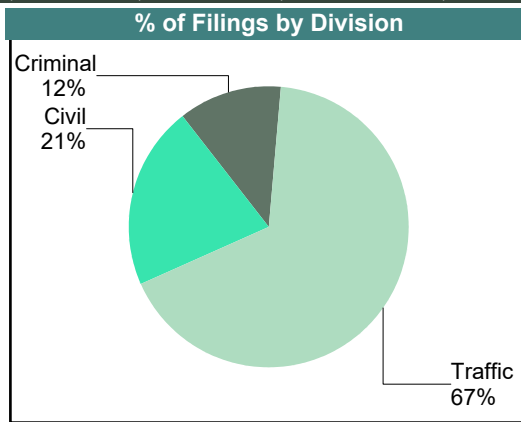
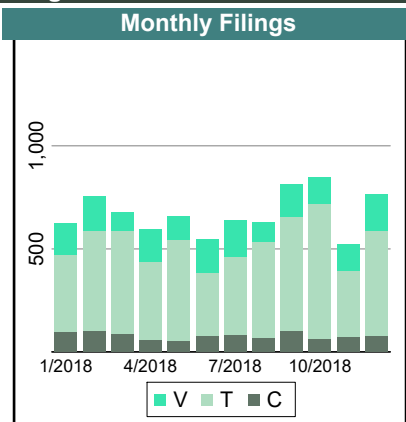
Orange
District: 16
Court ID: 216137

<u>Criminal</u>		Filings	Hearings	Transactions	Concluded	Final Judgmt	Def Judgmt	Cont	Waived
Capias	CA	64	226	226	68	68	-	158	0
Civil Violation	CV	25	71	71	23	23	-	48	0
Felony	F	164	715	715	192	192	-	523	0
Misdemeanor	M	640	1,828	1,863	667	632	-	1,196	35
Other	O	1	3	3	1	1	-	2	0
Show Cause	SC	58	153	153	62	62	-	91	0
Criminal Total		952	2,996	3,031	1,013	978	-	2,018	35

<u>Traffic</u>		Filings	Hearings	Transactions	Concluded	Final Judgmt	Def Judgmt	Cont	Waived
Capias	CA	33	102	102	36	36	-	66	0
Civil Violation	CV	3	8	8	3	3	-	5	0
Felony	F	25	84	84	25	25	-	59	0
Infraction	I	4,407	3,164	5,467	4,418	2,115	-	1,049	2,303
Misdemeanor	M	663	1,390	1,390	672	672	-	718	0
Other	O	258	158	317	267	108	-	50	159
Show Cause	SC	27	80	80	33	33	-	47	0
Traffic Total		5,416	4,986	7,448	5,454	2,992	-	1,994	2,462

<u>Civil</u>		Filings	Hearings	Transactions	Concluded	Final Judgmt	Def Judgmt	Cont	Waived
Abstract	AJ	9	1	9	9	-	1	-	8
Admin License	AL	74	0	74	74	-	-	-	74
Animal Violation	AV	1	2	3	1	-	-	2	1
Capias	CA	1	0	1	1	-	-	-	1
Counter Claim	CC	1	2	3	1	-	-	2	1
Detinue	DT	213	207	310	211	9	99	99	103
Garnishment	GA	339	69	413	344	-	-	69	344
Impoundment	IM	26	0	26	26	-	-	-	26
Interrogatory	IN	20	20	37	17	-	-	20	17
Motion for Judgment	MJ	14	17	23	12	-	6	11	6
Other	OT	4	3	5	4	2	-	1	2
Protective Order	PO	22	10	25	20	5	-	5	15
Prelim Prot Order	PP	27	30	50	22	2	-	28	20
Petition-Restore Arms	PR	1	0	1	1	-	-	-	1
Restricted O/L	RL	1	0	1	1	-	-	-	1
Show Cause	SC	10	7	19	12	-	-	7	12
Tenants Assertion	TA	4	4	7	4	1	-	3	3
Unlawful Detainer	UD	196	196	277	196	60	55	81	81
Warrant in Debt	WD	741	851	1,136	744	56	403	392	285
Zoning Viol	ZO	2	3	5	2	-	-	3	2
Civil Total		1,706	1,422	2,425	1,702	135	564	723	1,003

Orange Totals	8,074	9,404	12,904	8,169	4,105	564	4,735	3,500
----------------------	--------------	--------------	---------------	--------------	--------------	------------	--------------	--------------



Filings by Court & Division

	Albemarle	Charlottes ville	Culpeper	Fluvanna	Goochlan d	Greene	Louisa	Madison	Orange	Total	
C	Misdemeanor	1,642 23%	1,342 19%	1,043 15%	374 5%	442 6%	501 7%	865 12%	235 3%	640 9%	7,084
	Felony	749 26%	511 18%	556 20%	96 3%	126 4%	222 8%	331 12%	78 3%	164 6%	2,833
	Show Cause	176 18%	138 14%	202 20%	156 16%	70 7%	46 5%	114 11%	38 4%	58 6%	998
	Capias	127 13%	195 21%	316 33%	30 3%	47 5%	28 3%	114 12%	25 3%	64 7%	946
	Civil Violation	37 19%	26 13%	7 4%	12 6%	29 15%	10 5%	40 20%	13 7%	25 13%	199
	Motion	- 0%	- 0%	1 11%	6 67%	1 11%	- 0%	1 11%	- 0%	- 0%	9
	Other	- 0%	- 0%	- 0%	- 0%	- 0%	- 0%	- 0%	- 0%	1 100%	1
	Total	2,731 23%	2,212 18%	2,125 18%	674 6%	715 6%	807 7%	1,465 12%	389 3%	952 8%	12,070
T	Infraction	11,739 29%	3,823 9%	5,928 15%	2,178 5%	3,743 9%	3,123 8%	3,270 8%	2,419 6%	4,407 11%	40,630
	Misdemeanor	1,775 23%	859 11%	1,675 21%	478 6%	925 12%	353 4%	854 11%	305 4%	663 8%	7,887
	Show Cause	10 2%	48 8%	304 49%	153 25%	15 2%	6 1%	33 5%	21 3%	27 4%	617
	Capias	113 21%	175 32%	82 15%	39 7%	21 4%	19 3%	40 7%	27 5%	33 6%	549
	Other	- 0%	4 2%	- 0%	1 0%	- 0%	- 0%	- 0%	- 0%	258 98%	263
	Felony	55 28%	20 10%	43 22%	12 6%	9 5%	11 6%	12 6%	8 4%	25 13%	195
	Civil Violation	3 10%	1 3%	21 70%	- 0%	1 3%	1 3%	- 0%	- 0%	3 10%	30
	Restricted O/L	- 0%	- 0%	5 63%	1 13%	- 0%	- 0%	- 0%	2 25%	- 0%	8
	Motion	- 0%	- 0%	1 50%	- 0%	1 50%	- 0%	- 0%	- 0%	- 0%	2
Total	13,695 27%	4,930 10%	8,059 16%	2,862 6%	4,715 9%	3,513 7%	4,209 8%	2,782 6%	5,416 11%	50,181	
V	Warrant in Debt	4,638 38%	3,607 30%	1,088 9%	322 3%	307 3%	373 3%	880 7%	250 2%	741 6%	12,206
	Garnishment	3,161 41%	2,666 35%	647 8%	155 2%	131 2%	230 3%	284 4%	76 1%	339 4%	7,689
	Unlawful Detainer	1,140 39%	510 18%	507 17%	43 1%	70 2%	73 3%	325 11%	41 1%	196 7%	2,905
	Detinue	292 39%	5 1%	224 30%	3 0%	4 1%	3 0%	4 1%	4 1%	213 28%	752
	Admin License	161 26%	80 13%	74 12%	59 10%	77 13%	23 4%	36 6%	29 5%	74 12%	613

	Albemarle	Charlottes ville	Culpeper	Fluvanna	Goochlan d	Greene	Louisa	Madison	Orange	Total
V Interrogatory	100	169	71	10	10	26	11	2	20	419
	24%	40%	17%	2%	2%	6%	3%	0%	5%	
Prelim Prot Order	78	82	39	21	10	12	31	13	27	313
	25%	26%	12%	7%	3%	4%	10%	4%	9%	
Other	62	72	50	21	12	7	15	12	4	255
	24%	28%	20%	8%	5%	3%	6%	5%	2%	
Impoundment	-	5	44	43	30	15	38	5	26	206
	0%	2%	21%	21%	15%	7%	18%	2%	13%	
Protective Order	12	68	35	14	16	6	19	11	22	203
	6%	33%	17%	7%	8%	3%	9%	5%	11%	
Abstract	83	21	15	-	-	1	13	11	9	153
	54%	14%	10%	0%	0%	1%	8%	7%	6%	
Show Cause	8	46	25	12	12	7	3	3	10	126
	6%	37%	20%	10%	10%	6%	2%	2%	8%	
Motion for Judgment	-	29	14	4	8	8	13	-	14	90
	0%	32%	16%	4%	9%	9%	14%	0%	16%	
Bond Forfeiture	-	2	25	-	-	1	1	-	-	29
	0%	7%	86%	0%	0%	3%	3%	0%	0%	
Overweight	-	-	9	-	8	-	-	9	-	26
	0%	0%	35%	0%	31%	0%	0%	35%	0%	
Tenants Assertion	-	6	1	-	2	3	-	2	4	18
	0%	33%	6%	0%	11%	17%	0%	11%	22%	
Counter Claim	4	5	3	-	-	1	3	-	1	17
	24%	29%	18%	0%	0%	6%	18%	0%	6%	
Zoning Viol	6	-	-	-	-	-	-	2	2	10
	60%	0%	0%	0%	0%	0%	0%	20%	20%	
Capias	-	3	3	-	2	-	-	-	1	9
	0%	33%	33%	0%	22%	0%	0%	0%	11%	
Petition-Restore Arms	-	-	3	-	-	-	-	-	1	4
	0%	0%	75%	0%	0%	0%	0%	0%	25%	
Restricted O/L	-	-	-	-	-	-	1	-	1	2
	0%	0%	0%	0%	0%	0%	50%	0%	50%	
Animal Violation	-	-	-	-	-	-	-	-	1	1
	0%	0%	0%	0%	0%	0%	0%	0%	100%	
Third Party Claim	1	-	-	-	-	-	-	-	-	1
	100%	0%	0%	0%	0%	0%	0%	0%	0%	
Total	9,746	7,376	2,877	707	699	789	1,677	470	1,706	26,047
	37%	28%	11%	3%	3%	3%	6%	2%	7%	
Total	<u>26,172</u>	<u>14,518</u>	<u>13,061</u>	<u>4,243</u>	<u>6,129</u>	<u>5,109</u>	<u>7,351</u>	<u>3,641</u>	<u>8,074</u>	88,298
	30%	16%	15%	5%	7%	6%	8%	4%	9%	

CASELOAD STATISTICS OF THE GENERAL DISTRICT COURTS

January 2018 thru December 2018

Arlington

District: 17

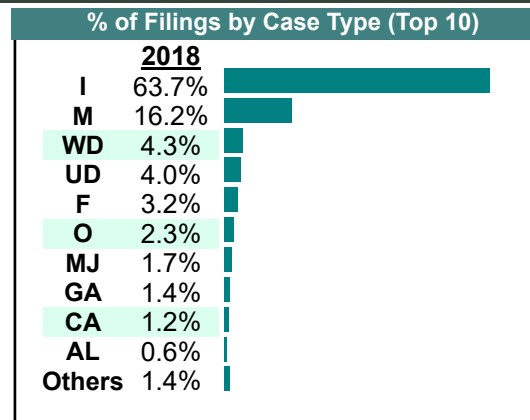
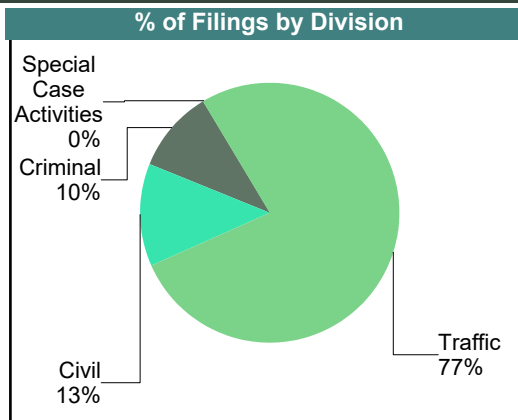
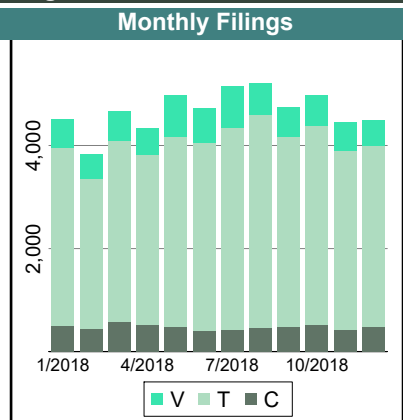
Court ID: 217013

<u>Criminal</u>		Filings	Hearings	Transactions	Concluded	Final Judgmt	Def Judgmt	Cont	Waived
Capias	CA	385	1,338	1,338	428	428	-	909	0
Civil Violation	CV	7	14	14	7	7	-	7	0
Felony	F	1,722	6,249	6,637	1,760	1,372	-	4,876	388
Misdemeanor	M	3,542	9,952	10,145	3,630	3,437	-	6,512	193
Other	O	1	1	1	1	1	-	-	0
Show Cause	SC	101	281	281	101	101	-	178	0
Criminal Total		5,758	17,835	18,416	5,927	5,346	-	12,482	581

<u>Traffic</u>		Filings	Hearings	Transactions	Concluded	Final Judgmt	Def Judgmt	Cont	Waived
Capias	CA	279	964	964	374	374	-	590	0
Civil Violation	CV	108	401	401	102	102	-	298	0
Felony	F	92	358	376	91	73	-	285	18
Infraction	I	35,708	23,384	40,615	35,569	18,338	-	5,040	17,231
Misdemeanor	M	5,524	10,622	10,628	5,605	5,599	-	5,023	6
Other	O	1,301	1,831	1,855	1,317	1,293	-	538	24
Show Cause	SC	64	206	206	66	66	-	140	0
Traffic Total		43,076	37,766	55,045	43,124	25,845	-	11,914	17,279

<u>Civil</u>		Filings	Hearings	Transactions	Concluded	Final Judgmt	Def Judgmt	Cont	Waived
Admin License	AL	341	0	341	341	-	-	-	341
Bond Forfeiture	BF	63	76	130	77	13	10	52	54
Capias	CA	3	7	11	4	-	-	7	4
Counter Claim	CC	34	34	55	28	7	-	27	21
Detinue	DT	6	5	10	8	1	2	2	5
Garnishment	GA	760	202	936	734	-	-	195	734
Interrogatory	IN	74	84	162	78	-	-	84	78
Mental Commitment	MC	2							
Motion for Judgment	MJ	944	790	1,156	951	4	581	203	366
Overweight	OC	21	6	23	17	-	-	5	17
Other	OT	79	30	90	70	3	7	15	60
Protective Order	PO	69	98	160	62	-	-	94	62
Prelim Prot Order	PP	95	143	228	85	-	-	133	85
Show Cause	SC	42	30	73	47	-	4	26	43
Tenants Assertion	TA	9	10	16	7	1	-	9	6
Third Party Claim	TH	3	3	4	3	2	-	1	1
Unlawful Detainer	UD	2,238	1,352	2,711	2,236	223	654	475	1,359
Warrant in Debt	WD	2,437	3,026	4,245	2,533	232	1,082	1,710	1,219
Civil Total		7,220	5,897	10,354	7,283	486	2,340	3,039	4,457

Arlington Totals	56,054	61,498	83,815	56,334	31,677	2,340	27,435	22,317
-------------------------	---------------	---------------	---------------	---------------	---------------	--------------	---------------	---------------



CASELOAD STATISTICS OF THE GENERAL DISTRICT COURTS

January 2018 thru December 2018

Falls Church

District: 17

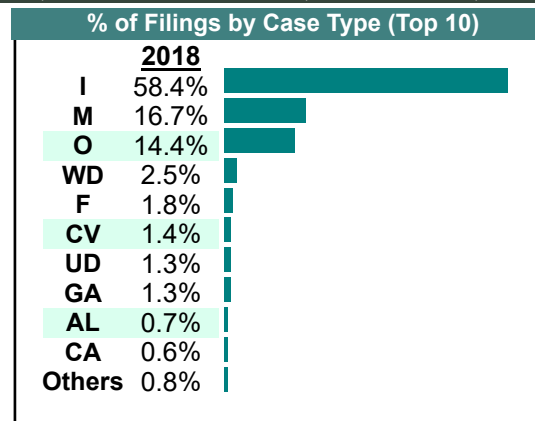
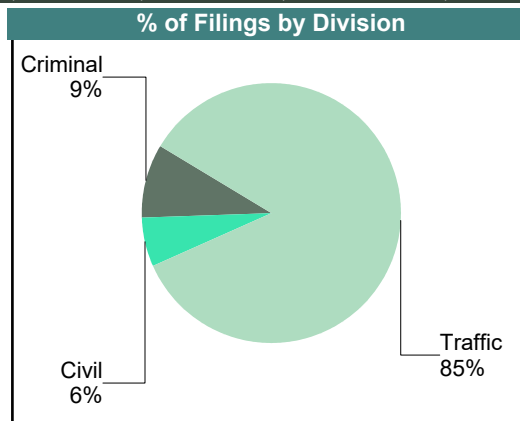
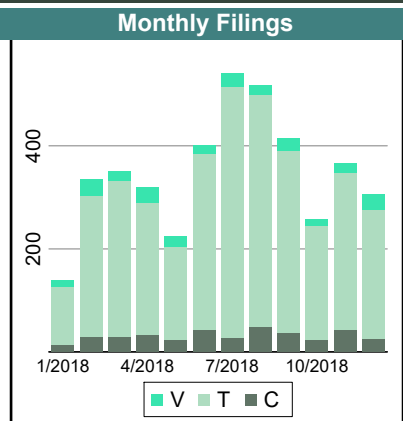
Court ID: 217610

Criminal		Filings	Hearings	Transactions	Concluded	Final Judgmt	Def Judgmt	Cont	Waived
Capias	CA	10	41	41	19	19	-	22	0
Civil Violation	CV	51	56	56	52	52	-	4	0
Felony	F	72	207	219	66	54	-	152	12
Misdemeanor	M	234	508	525	226	209	-	297	17
Show Cause	SC	6	10	10	4	4	-	6	0
Criminal Total		373	822	851	367	338	-	481	29

Traffic		Filings	Hearings	Transactions	Concluded	Final Judgmt	Def Judgmt	Cont	Waived
Capias	CA	16	52	52	19	19	-	33	0
Civil Violation	CV	7	18	18	5	5	-	13	0
Felony	F	4	12	12	4	4	-	8	0
Infraction	I	2,435	1,600	2,832	2,424	1,192	-	407	1,232
Misdemeanor	M	462	812	812	460	460	-	352	0
Motion	MO	9	9	9	9	9	-	-	0
Other	O	602	653	688	593	558	-	88	35
Show Cause	SC	4	16	16	5	5	-	11	0
Traffic Total		3,539	3,172	4,439	3,519	2,252	-	912	1,267

Civil		Filings	Hearings	Transactions	Concluded	Final Judgmt	Def Judgmt	Cont	Waived
Admin License	AL	30	1	30	29	-	-	-	29
Bond Forfeiture	BF	3	2	3	1	-	-	2	1
Garnishment	GA	54	16	72	56	-	-	16	56
Impoundment	IM	5	4	8	4	-	-	4	4
Other	OT	1	0	1	1	-	-	-	1
Protective Order	PO	1	0	2	2	-	-	-	2
Prelim Prot Order	PP	2	2	3	1	-	-	1	1
Show Cause	SC	1	0	2	2	-	-	-	2
Tenants Assertion	TA	1	1	2	1	-	-	1	1
Unlawful Detainer	UD	56	41	78	58	21	-	20	37
Warrant in Debt	WD	106	135	190	121	31	35	68	55
Civil Total		260	202	391	276	52	35	112	189

Falls Church Totals		4,172	4,196	5,681	4,162	2,642	35	1,505	1,485
----------------------------	--	--------------	--------------	--------------	--------------	--------------	-----------	--------------	--------------



Filings by Court & Division

	Arlington		Falls Church		Total
C Misdemeanor	3,542	94%	234	6%	3,776
Felony	1,722	96%	72	4%	1,794
Capias	385	97%	10	3%	395
Show Cause	101	94%	6	6%	107
Civil Violation	7	12%	51	88%	58
Other	1	100%	-	0%	1
Total	5,758	94%	373	6%	6,131
T Infraction	35,708	94%	2,435	6%	38,143
Misdemeanor	5,524	92%	462	8%	5,986
Other	1,301	68%	602	32%	1,903
Capias	279	95%	16	5%	295
Civil Violation	108	94%	7	6%	115
Felony	92	96%	4	4%	96
Show Cause	64	94%	4	6%	68
Motion	-	0%	9	100%	9
Total	43,076	92%	3,539	8%	46,615
V Warrant in Debt	2,437	96%	106	4%	2,543
Unlawful Detainer	2,238	98%	56	2%	2,294
Motion for Judgment	944	100%	-	0%	944
Garnishment	760	93%	54	7%	814
Admin License	341	92%	30	8%	371
Prelim Prot Order	95	98%	2	2%	97
Other	79	99%	1	1%	80
Interrogatory	74	100%	-	0%	74
Protective Order	69	99%	1	1%	70
Bond Forfeiture	63	95%	3	5%	66
Show Cause	42	98%	1	2%	43
Counter Claim	34	100%	-	0%	34
Overweight	21	100%	-	0%	21
Tenants Assertion	9	90%	1	10%	10
Detinue	6	100%	-	0%	6
Impoundment	-	0%	5	100%	5
Capias	3	100%	-	0%	3
Third Party Claim	3	100%	-	0%	3
Mental Commitment	2	100%	-	0%	2
Total	7,220	97%	260	3%	7,480
Total	56,054	93%	4,172	7%	60,226

CASELOAD STATISTICS OF THE GENERAL DISTRICT COURTS

January 2018 thru December 2018

Alexandria

District: 18

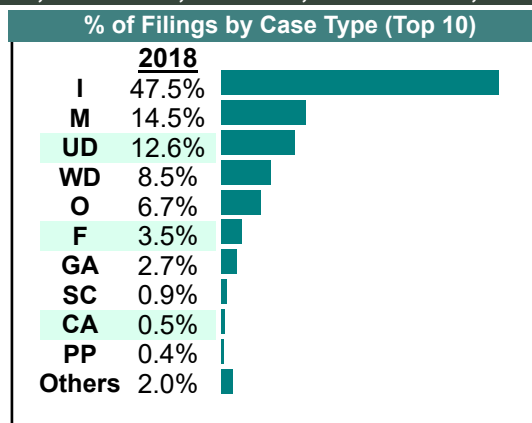
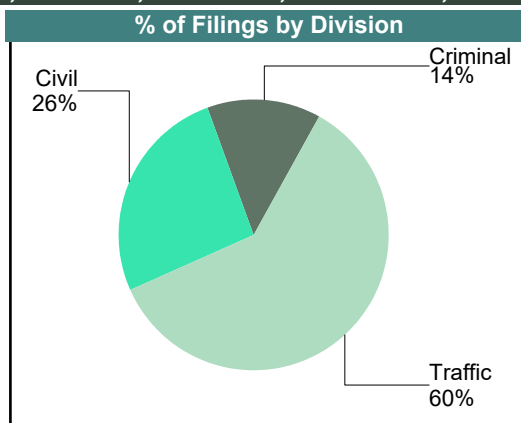
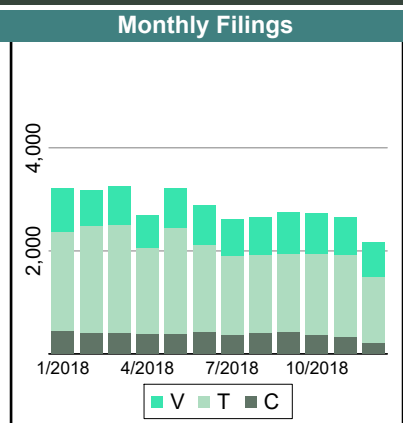
Court ID: 218510

<u>Criminal</u>		Filings	Hearings	Transactions	Concluded	Final Judgmt	Def Judgmt	Cont	Waived
Capias	CA	113	315	315	117	117	-	198	0
Civil Violation	CV	6	19	19	8	8	-	11	0
Felony	F	1,127	3,935	3,935	1,216	1,216	-	2,719	0
Misdemeanor	M	2,480	7,494	7,603	2,684	2,575	-	4,919	109
Other	O	747	668	850	721	539	-	129	182
Show Cause	SC	157	278	278	158	158	-	120	0
Criminal Total		4,630	12,709	13,000	4,904	4,613	-	8,096	291

<u>Traffic</u>		Filings	Hearings	Transactions	Concluded	Final Judgmt	Def Judgmt	Cont	Waived
Capias	CA	67	234	234	83	83	-	151	0
Civil Violation	CV	25	126	126	31	31	-	95	0
Felony	F	73	296	296	86	86	-	210	0
Infraction	I	16,149	14,083	21,539	16,453	8,997	-	5,085	7,456
Misdemeanor	M	2,465	8,682	8,684	2,996	2,994	-	5,688	2
Other	O	1,547	1,159	1,876	1,554	837	-	322	717
Show Cause	SC	165	416	416	167	167	-	247	0
Traffic Total		20,491	24,996	33,171	21,370	13,195	-	11,798	8,175

<u>Civil</u>		Filings	Hearings	Transactions	Concluded	Final Judgmt	Def Judgmt	Cont	Waived
Abstract	AJ	10	0	11	11	-	-	-	11
Admin License	AL	119	2	120	118	-	-	1	118
Bond Forfeiture	BF	127	146	256	123	-	13	127	110
Counter Claim	CC	21	33	52	21	2	-	31	19
Custody Relief	CR	1	0	3	3	-	-	-	3
Detinue	DT	4	2	6	4	-	-	2	4
Garnishment	GA	928	287	1,202	915	-	-	286	915
Interrogatory	IN	69	73	150	77	-	-	73	77
Motion for Judgment	MJ	110	118	196	123	5	40	73	78
Overweight	OC	1	0	1	1	-	-	-	1
Other	OT	24	38	56	31	4	9	24	18
Protective Order	PO	138	106	237	131	-	-	106	131
Prelim Prot Order	PP	144	5	148	143	-	-	5	143
Tenants Assertion	TA	17	19	36	17	-	-	19	17
Third Party Claim	TH	1	1	2	1	-	-	1	1
Unlawful Detainer	UD	4,290	2,616	5,128	4,280	432	1,336	848	2,512
Warrant in Debt	WD	2,879	3,219	4,489	2,885	278	1,337	1,604	1,270
Civil Total		8,883	6,665	12,093	8,884	721	2,735	3,200	5,428

Alexandria Totals	34,004	44,370	58,264	35,158	18,529	2,735	23,094	13,894
--------------------------	---------------	---------------	---------------	---------------	---------------	--------------	---------------	---------------



Filings by Court & Division

<u>Alexandria</u>			
C	Misdemeanor	2,480	7.3%
	Felony	1,127	3.3%
	Other	747	2.2%
	Show Cause	157	0.5%
	Capias	113	0.3%
	Civil Violation	6	0.0%
	Total	4,630	14%
T	Infraction	16,149	47.5%
	Misdemeanor	2,465	7.2%
	Other	1,547	4.5%
	Show Cause	165	0.5%
	Felony	73	0.2%
	Capias	67	0.2%
	Civil Violation	25	0.1%
	Total	20,491	60%
V	Unlawful Detainer	4,290	12.6%
	Warrant in Debt	2,879	8.5%
	Garnishment	928	2.7%
	Prelim Prot Order	144	0.4%
	Protective Order	138	0.4%
	Bond Forfeiture	127	0.4%
	Admin License	119	0.3%
	Motion for Judgment	110	0.3%
	Interrogatory	69	0.2%
	Other	24	0.1%
	Counter Claim	21	0.1%
	Tenants Assertion	17	0.0%
	Abstract	10	0.0%
	Detinue	4	0.0%
	Custody Relief	1	0.0%
	Overweight	1	0.0%
Third Party Claim	1	0.0%	
Total	8,883	26%	
Total	34,004	100%	

CASELOAD STATISTICS OF THE GENERAL DISTRICT COURTS

January 2018 thru December 2018

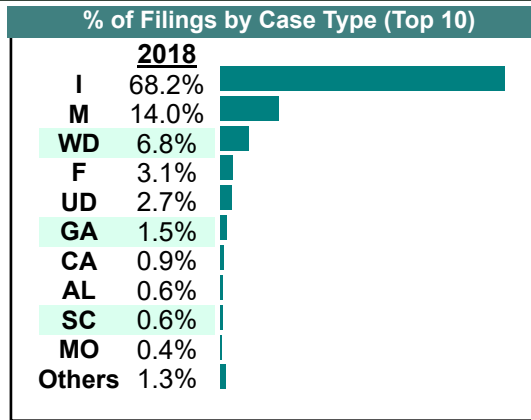
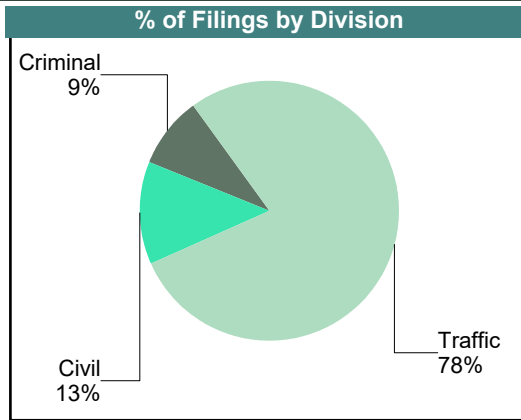
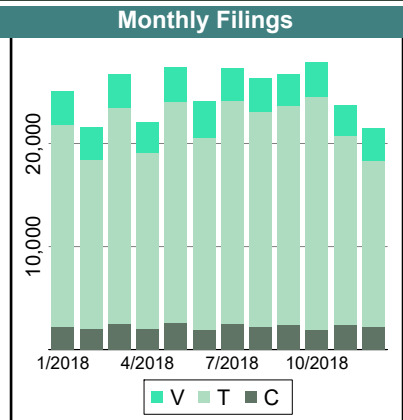
Fairfax
District: 19
Court ID: 219059

<u>Criminal</u>		Filings	Hearings	Transactions	Concluded	Final Judgmt	Def Judgmt	Cont	Waived
Capias	CA	1,263	4,068	4,068	1,364	1,364	-	2,704	0
Civil Violation	CV	84	106	115	82	73	-	33	9
Felony	F	8,866	40,084	40,084	10,682	10,682	-	29,401	0
Misdemeanor	M	15,600	38,436	39,009	15,759	15,186	-	23,250	573
Motion	MO	358	366	366	358	358	-	8	0
Show Cause	SC	664	1,439	1,439	614	614	-	825	0
Criminal Total		26,835	84,499	85,081	28,859	28,277	-	56,221	582

<u>Traffic</u>		Filings	Hearings	Transactions	Concluded	Final Judgmt	Def Judgmt	Cont	Waived
Capias	CA	1,306	3,253	3,253	1,424	1,424	-	1,827	0
Civil Violation	CV	478	1,536	1,536	504	504	-	1,031	0
Felony	F	461	2,242	2,242	528	528	-	1,712	0
Infraction	I	204,706	148,688	236,521	205,324	117,491	-	31,176	87,833
Misdemeanor	M	26,542	57,049	57,081	27,082	27,050	-	29,981	32
Motion	MO	830	886	886	820	820	-	54	0
Other	O	2	4	4	2	2	-	2	0
Restricted O/L	RL	79	82	82	78	78	-	3	0
Show Cause	SC	675	1,628	1,628	666	666	-	959	0
Traffic Total		235,079	215,368	303,233	236,428	148,563	-	66,745	87,865

<u>Civil</u>		Filings	Hearings	Transactions	Concluded	Final Judgmt	Def Judgmt	Cont	Waived
Abstract	AJ	110	0	110	110	-	-	-	110
Admin License	AL	1,880	51	1,926	1,875	-	-	42	1,875
Bond Forfeiture	BF	581	567	1,186	749	130	-	437	619
Capias	CA	16	5	21	16	-	-	5	16
Counter Claim	CC	174	181	293	178	65	1	115	112
Custody Relief	CR	7	8	11	6	3	-	5	3
Detinue	DT	88	75	139	102	11	27	37	64
Garnishment	GA	4,597	1,129	5,697	4,568	-	-	1,127	4,568
Impoundment	IM	465	21	481	461	1	-	16	460
Interrogatory	IN	636	695	1,341	646	-	-	695	646
Motion for Judgment	MJ	85	115	166	86	16	19	80	51
Overweight	OC	175	45	223	178	-	-	45	178
Other	OT	174	238	364	179	23	30	185	126
Protective Order	PO	259	145	377	232	-	-	145	232
Prelim Prot Order	PP	375	10	385	375	-	-	10	375
Petition-Restore Arms	PR	5	1	6	5	-	-	1	5
Show Cause	SC	371	225	557	363	12	19	194	332
Tenants Assertion	TA	53	78	110	47	14	1	63	32
Third Party Claim	TH	6	12	19	10	3	-	9	7
Unlawful Detainer	UD	8,036	5,727	10,526	8,073	743	2,531	2,453	4,799
Warrant in Debt	WD	20,278	21,523	30,828	20,214	1,706	9,203	10,611	9,305
Zoning Viol	ZO	43	47	76	43	5	9	33	29
Civil Total		38,414	30,898	54,842	38,516	2,732	11,840	16,308	23,944

Fairfax Totals	300,328	330,765	443,156	303,803	179,572	11,840	139,274	112,391
-----------------------	----------------	----------------	----------------	----------------	----------------	---------------	----------------	----------------



CASELOAD STATISTICS OF THE GENERAL DISTRICT COURTS

January 2018 thru December 2018

Fairfax City


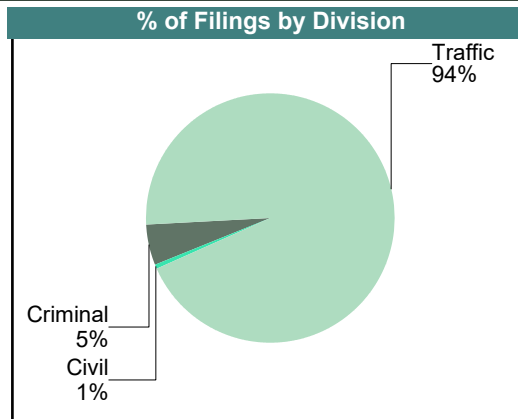
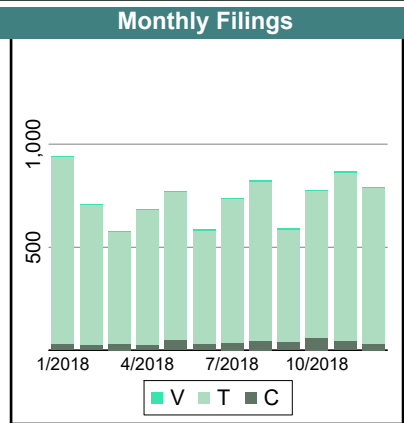
District: 19
Court ID: 219600

Criminal		Filings	Hearings	Transactions	Concluded	Final Judgmt	Def Judgmt	Cont	Waived
Capias	CA	15	37	37	19	19	-	18	0
Misdemeanor	M	443	761	777	447	431	-	324	16
Show Cause	SC	6	10	10	6	6	-	4	0
Criminal Total		464	808	824	472	456	-	346	16

Traffic		Filings	Hearings	Transactions	Concluded	Final Judgmt	Def Judgmt	Cont	Waived
Capias	CA	18	49	49	16	16	-	33	0
Civil Violation	CV	12	33	33	12	12	-	21	0
Infraction	I	6,775	3,641	7,410	6,771	3,002	-	639	3,769
Misdemeanor	M	518	893	893	510	510	-	383	0
Other	O	1,007	591	1,092	1,012	511	-	80	501
Restricted O/L	RL	1	1	1	1	1	-	-	0
Show Cause	SC	12	31	31	17	17	-	14	0
Traffic Total		8,343	5,239	9,509	8,339	4,069	-	1,170	4,270

Civil		Filings	Hearings	Transactions	Concluded	Final Judgmt	Def Judgmt	Cont	Waived
Other	OT	52	1	53	52	-	-	1	52
Civil Total		52	1	53	52	0	-	1	52

Fairfax City Totals		Filings	Hearings	Transactions	Concluded	Final Judgmt	Def Judgmt	Cont	Waived
		8,859	6,048	10,386	8,863	4,525	0	1,517	4,338



Filings by Court & Division

	Fairfax		Fairfax City		Total
C Misdemeanor	15,600	97%	443	3%	16,043
Felony	8,866	100%	-	0%	8,866
Capias	1,263	99%	15	1%	1,278
Show Cause	664	99%	6	1%	670
Motion	358	100%	-	0%	358
Civil Violation	84	100%	-	0%	84
Total	26,835	98%	464	2%	27,299
T Infraction	204,706	97%	6,775	3%	211,481
Misdemeanor	26,542	98%	518	2%	27,060
Capias	1,306	99%	18	1%	1,324
Other	2	0%	1,007	100%	1,009
Motion	830	100%	-	0%	830
Show Cause	675	98%	12	2%	687
Civil Violation	478	98%	12	2%	490
Felony	461	100%	-	0%	461
Restricted O/L	79	99%	1	1%	80
Total	235,079	97%	8,343	3%	243,422
V Warrant in Debt	20,278	100%	-	0%	20,278
Unlawful Detainer	8,036	100%	-	0%	8,036
Garnishment	4,597	100%	-	0%	4,597
Admin License	1,880	100%	-	0%	1,880
Interrogatory	636	100%	-	0%	636
Bond Forfeiture	581	100%	-	0%	581
Impoundment	465	100%	-	0%	465
Prelim Prot Order	375	100%	-	0%	375
Show Cause	371	100%	-	0%	371
Protective Order	259	100%	-	0%	259
Other	174	77%	52	23%	226
Overweight	175	100%	-	0%	175
Counter Claim	174	100%	-	0%	174
Abstract	110	100%	-	0%	110
Detinue	88	100%	-	0%	88
Motion for Judgment	85	100%	-	0%	85
Tenants Assertion	53	100%	-	0%	53
Zoning Viol	43	100%	-	0%	43
Capias	16	100%	-	0%	16
Custody Relief	7	100%	-	0%	7
Third Party Claim	6	100%	-	0%	6
Petition-Restore Arms	5	100%	-	0%	5
Total	38,414	100%	52	0%	38,466
Total	300,328	97%	8,859	3%	309,187

CASELOAD STATISTICS OF THE GENERAL DISTRICT COURTS

January 2018 thru December 2018

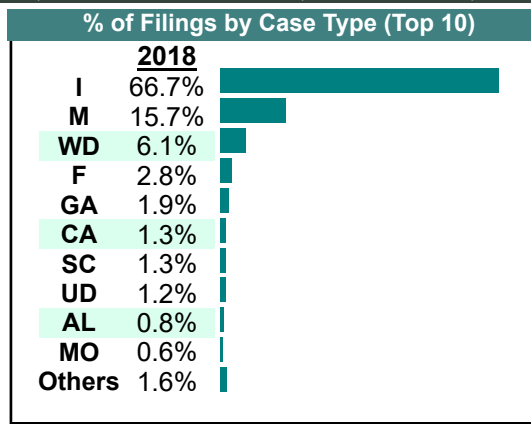
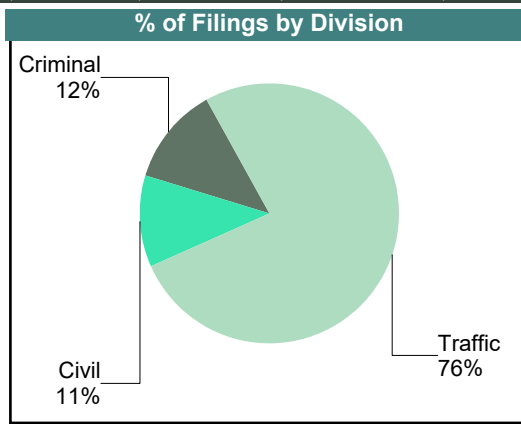
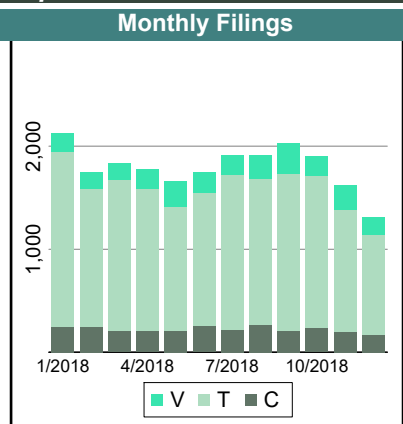
Fauquier
District: 20
Court ID: 220061

<u>Criminal</u>		Filings	Hearings	Transactions	Concluded	Final Judgmt	Def Judgmt	Cont	Waived
Capias	CA	208	611	611	191	191	-	416	0
Civil Violation	CV	77	169	169	67	67	-	94	0
Felony	F	582	1,869	2,049	560	380	-	1,480	180
Misdemeanor	M	1,456	3,789	3,908	1,428	1,309	-	2,447	119
Motion	MO	94	94	94	68	68	-	1	0
Show Cause	SC	243	563	563	208	208	-	346	0
Criminal Total		2,660	7,095	7,394	2,522	2,223	-	4,784	299

<u>Traffic</u>		Filings	Hearings	Transactions	Concluded	Final Judgmt	Def Judgmt	Cont	Waived
Capias	CA	72	226	226	65	65	-	158	0
Felony	F	28	112	121	23	14	-	98	9
Infraction	I	14,395	5,983	15,243	14,338	5,078	-	850	9,260
Misdemeanor	M	1,938	3,336	3,337	1,899	1,898	-	1,418	1
Motion	MO	31	31	31	20	20	-	-	0
Show Cause	SC	10	22	22	6	6	-	15	0
Traffic Total		16,474	9,710	18,980	16,351	7,081	-	2,539	9,270

<u>Civil</u>		Filings	Hearings	Transactions	Concluded	Final Judgmt	Def Judgmt	Cont	Waived
Abstract	AJ	19	0	19	19	-	-	-	19
Admin License	AL	162	49	167	118	-	-	5	118
Bond Forfeiture	BF	8	10	12	3	1	-	7	2
Capias	CA	2	3	6	3	-	-	3	3
Counter Claim	CC	12	11	20	13	4	-	7	9
Custody Relief	CR	2	0	2	2	-	-	-	2
Detinue	DT	15	14	19	15	1	9	4	5
Garnishment	GA	417	48	467	419	-	-	47	419
Impoundment	IM	47	20	51	31	-	-	1	31
Interrogatory	IN	55	46	104	58	-	-	45	58
Overweight	OC	10	3	11	8	-	-	1	8
Other	OT	17	9	18	11	2	-	1	9
Protective Order	PO	32	17	36	19	-	-	4	19
Prelim Prot Order	PP	36	13	44	31	-	-	8	31
Petition-Restore Arms	PR	2	2	2	0	-	-	1	0
Show Cause	SC	22	14	44	33	2	1	11	30
Tenants Assertion	TA	0	1	1	1	1	-	-	0
Unlawful Detainer	UD	262	256	381	262	72	65	118	125
Warrant in Debt	WD	1,317	1,324	1,869	1,329	141	643	534	545
Zoning Viol	ZO	5	7	8	5	3	1	3	1
Civil Total		2,442	1,847	3,281	2,380	227	719	800	1,434

Fauquier Totals	21,576	18,652	29,655	21,253	9,531	719	8,123	11,003
------------------------	---------------	---------------	---------------	---------------	--------------	------------	--------------	---------------



CASELOAD STATISTICS OF THE GENERAL DISTRICT COURTS

January 2018 thru December 2018

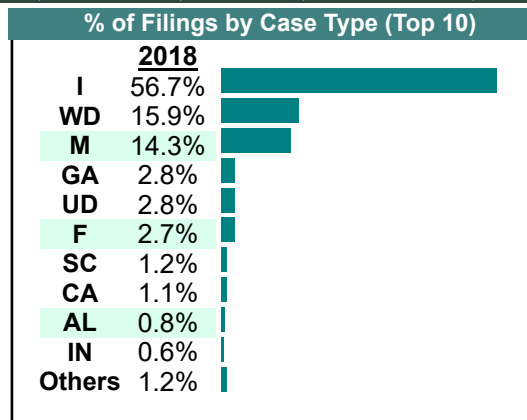
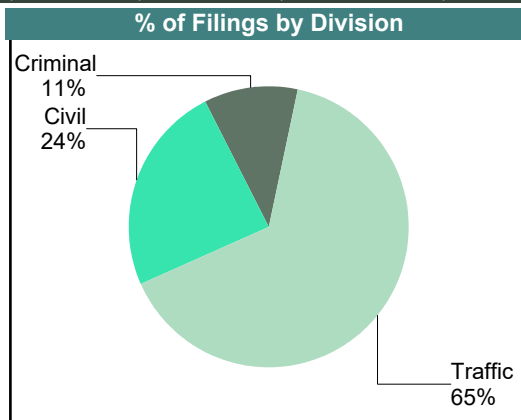
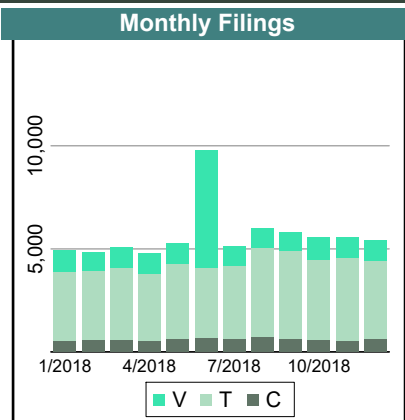
Loudoun
District: **20**
Court ID: **220107**

Criminal		Filings	Hearings	Transactions	Concluded	Final Judgmt	Def Judgmt	Cont	Waived
Capias	CA	564	2,015	2,015	456	456	-	1,558	0
Civil Violation	CV	149	431	431	150	150	-	281	0
Felony	F	1,765	7,801	8,274	1,808	1,335	-	6,465	473
Misdemeanor	M	4,403	12,444	12,797	4,198	3,845	-	8,599	353
Show Cause	SC	527	1,318	1,318	530	530	-	788	0
Criminal Total		7,408	24,009	24,835	7,142	6,316	-	17,691	826

Traffic		Filings	Hearings	Transactions	Concluded	Final Judgmt	Def Judgmt	Cont	Waived
Capias	CA	146	532	532	129	129	-	403	0
Civil Violation	CV	1	2	2	1	1	-	1	0
Felony	F	85	349	372	83	60	-	289	23
Infraction	I	38,699	22,652	43,340	38,660	17,972	-	4,680	20,688
Misdemeanor	M	5,340	9,029	9,041	5,333	5,321	-	3,708	12
Restricted O/L	RL	16	19	19	16	16	-	3	0
Show Cause	SC	53	129	129	51	51	-	78	0
Traffic Total		44,340	32,712	53,435	44,273	23,550	-	9,162	20,723

Civil		Filings	Hearings	Transactions	Concluded	Final Judgmt	Def Judgmt	Cont	Waived
Abstract	AJ	34	0	34	34	-	-	-	34
Admin License	AL	530	81	607	526	-	-	81	526
Bond Forfeiture	BF	31	56	82	38	1	11	44	26
Capias	CA	27	42	68	26	-	-	42	26
Counter Claim	CC	48	57	99	49	6	1	50	42
Custody Relief	CR	2	4	5	1	-	-	4	1
Detinue	DT	22	40	54	20	2	4	34	14
Garnishment	GA	1,930	523	2,405	1,882	-	-	523	1,882
Impoundment	IM	90	11	101	90	-	-	11	90
Interrogatory	IN	378	575	952	377	-	-	575	377
Motion for Judgment	MJ	38	40	60	38	4	14	22	20
Overweight	OC	42	11	53	42	-	-	11	42
Other	OT	56	3	58	56	1	-	2	55
Protective Order	PO	129	61	193	132	-	-	61	132
Prelim Prot Order	PP	134	3	138	135	-	-	3	135
Petition-Restore Arms	PR	1	3	5	2	-	-	3	2
Show Cause	SC	243	207	434	237	3	7	197	227
Tenants Assertion	TA	9	7	12	6	1	-	6	5
Third Party Claim	TH	6	5	10	5	-	-	5	5
Unlawful Detainer	UD	1,925	1,326	2,413	1,929	214	628	484	1,087
Warrant in Debt	WD	10,829	8,415	14,163	10,811	532	4,531	3,352	5,748
Civil Total		16,504	11,470	21,946	16,436	764	5,196	5,510	10,476

Loudoun Totals	68,252	68,191	100,216	67,851	30,630	5,196	32,363	32,025
-----------------------	---------------	---------------	----------------	---------------	---------------	--------------	---------------	---------------



CASELOAD STATISTICS OF THE GENERAL DISTRICT COURTS

January 2018 thru December 2018

Rappahannock

District: 20

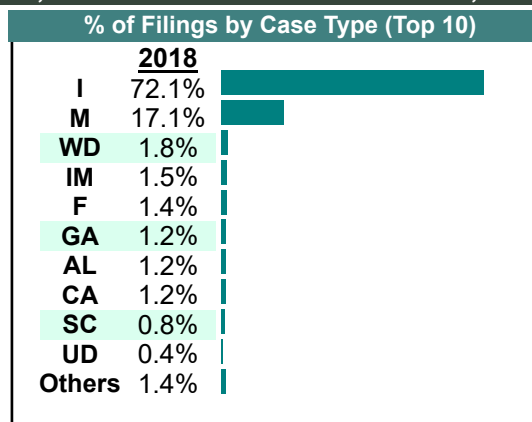
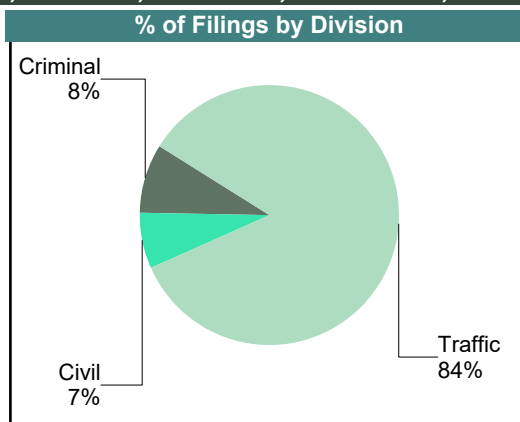
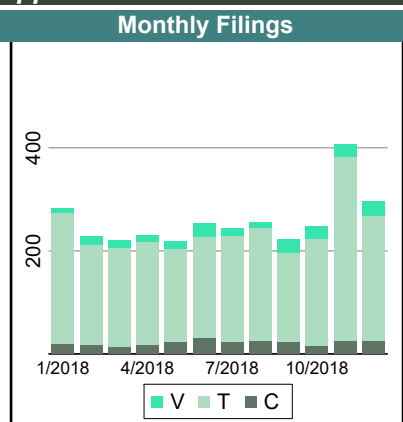
Court ID: 220157

<u>Criminal</u>		Filings	Hearings	Transactions	Concluded	Final Judgmt	Def Judgmt	Cont	Waived
Capias	CA	18	37	37	15	15	-	22	0
Civil Violation	CV	11	21	21	10	10	-	11	0
Felony	F	40	107	107	36	36	-	71	0
Misdemeanor	M	177	421	429	148	140	-	281	8
Show Cause	SC	18	53	53	26	26	-	27	0
Criminal Total		264	639	647	235	227	-	412	8

<u>Traffic</u>		Filings	Hearings	Transactions	Concluded	Final Judgmt	Def Judgmt	Cont	Waived
Capias	CA	18	42	42	16	16	-	26	0
Felony	F	4	8	8	3	3	-	5	0
Infraction	I	2,240	919	2,404	2,213	728	-	191	1,485
Misdemeanor	M	355	586	587	331	330	-	256	1
Restricted O/L	RL	1	1	1	1	1	-	-	0
Show Cause	SC	7	14	14	9	9	-	5	0
Traffic Total		2,625	1,570	3,056	2,573	1,087	-	483	1,486

<u>Civil</u>		Filings	Hearings	Transactions	Concluded	Final Judgmt	Def Judgmt	Cont	Waived
Abstract	AJ	1	0	1	1	-	-	-	1
Admin License	AL	36	0	36	36	-	-	-	36
Bond Forfeiture	BF	2	0	2	2	-	-	-	2
Counter Claim	CC	3	3	5	3	1	-	2	2
Detinue	DT	2	3	4	2	1	-	2	1
Garnishment	GA	37	1	37	36	-	-	1	36
Impoundment	IM	46	0	46	46	-	-	-	46
Interrogatory	IN	1	0	1	1	-	-	-	1
Motion for Judgment	MJ	3	3	5	3	-	1	2	2
Overweight	OC	1	0	1	1	-	-	-	1
Other	OT	10	0	10	10	-	-	-	10
Protective Order	PO	3	1	4	3	-	-	1	3
Prelim Prot Order	PP	4	0	4	4	-	-	-	4
Show Cause	SC	1	0	1	1	-	-	-	1
Unlawful Detainer	UD	13	19	21	13	9	2	8	2
Warrant in Debt	WD	56	51	74	55	17	15	19	23
Civil Total		219	81	252	217	28	18	35	171

Rappahannock Totals	3,108	2,290	3,955	3,025	1,342	18	930	1,665
----------------------------	--------------	--------------	--------------	--------------	--------------	-----------	------------	--------------



Filings by Court & Division

	<u>Fauquier</u>		<u>Loudoun</u>		<u>Rappahannock</u>		<u>Total</u>
C Misdemeanor	1,456	24%	4,403	73%	177	3%	6,036
Felony	582	24%	1,765	74%	40	2%	2,387
Capias	208	26%	564	71%	18	2%	790
Show Cause	243	31%	527	67%	18	2%	788
Civil Violation	77	32%	149	63%	11	5%	237
Motion	94	100%	-	0%	-	0%	94
Total	2,660	26%	7,408	72%	264	3%	10,332
T Infraction	14,395	26%	38,699	70%	2,240	4%	55,334
Misdemeanor	1,938	25%	5,340	70%	355	5%	7,633
Capias	72	31%	146	62%	18	8%	236
Felony	28	24%	85	73%	4	3%	117
Show Cause	10	14%	53	76%	7	10%	70
Motion	31	100%	-	0%	-	0%	31
Restricted O/L	-	0%	16	94%	1	6%	17
Civil Violation	-	0%	1	100%	-	0%	1
Total	16,474	26%	44,340	70%	2,625	4%	63,439
V Warrant in Debt	1,317	11%	10,829	89%	56	0%	12,202
Garnishment	417	17%	1,930	81%	37	2%	2,384
Unlawful Detainer	262	12%	1,925	88%	13	1%	2,200
Admin License	162	22%	530	73%	36	5%	728
Interrogatory	55	13%	378	87%	1	0%	434
Show Cause	22	8%	243	91%	1	0%	266
Impoundment	47	26%	90	49%	46	25%	183
Prelim Prot Order	36	21%	134	77%	4	2%	174
Protective Order	32	20%	129	79%	3	2%	164
Other	17	20%	56	67%	10	12%	83
Counter Claim	12	19%	48	76%	3	5%	63
Abstract	19	35%	34	63%	1	2%	54
Overweight	10	19%	42	79%	1	2%	53
Bond Forfeiture	8	20%	31	76%	2	5%	41
Motion for Judgment	-	0%	38	93%	3	7%	41
Detinue	15	38%	22	56%	2	5%	39
Capias	2	7%	27	93%	-	0%	29
Tenants Assertion	-	0%	9	100%	-	0%	9
Third Party Claim	-	0%	6	100%	-	0%	6
Zoning Viol	5	100%	-	0%	-	0%	5
Custody Relief	2	50%	2	50%	-	0%	4
Petition-Restore Arms	2	67%	1	33%	-	0%	3
Total	2,442	13%	16,504	86%	219	1%	19,165
Total	21,576	23%	68,252	73%	3,108	3%	92,936

CASELOAD STATISTICS OF THE GENERAL DISTRICT COURTS

January 2018 thru December 2018

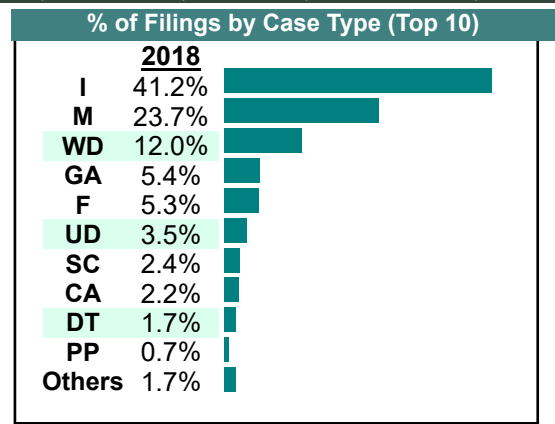
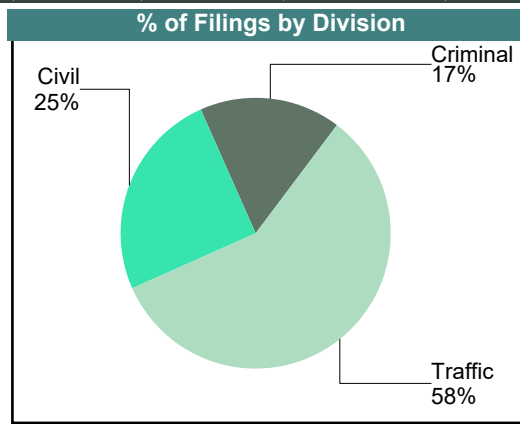
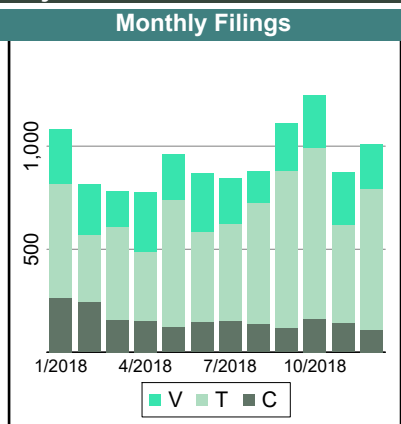
Henry
District: **21**
Court ID: **221089**

<u>Criminal</u>		<u>Filings</u>	<u>Hearings</u>	<u>Transactions</u>	<u>Concluded</u>	<u>Final Judgmt</u>	<u>Def Judgmt</u>	<u>Cont</u>	<u>Waived</u>
Capias	CA	115	317	317	130	130	-	187	0
Civil Violation	CV	7	6	7	5	4	-	2	1
Felony	F	563	1,794	1,794	592	592	-	1,202	0
Misdemeanor	M	1,106	2,543	2,649	1,144	1,038	-	1,505	106
Show Cause	SC	127	266	266	128	128	-	138	0
Criminal Total		1,918	4,926	5,033	1,999	1,892	-	3,034	107

<u>Traffic</u>		<u>Filings</u>	<u>Hearings</u>	<u>Transactions</u>	<u>Concluded</u>	<u>Final Judgmt</u>	<u>Def Judgmt</u>	<u>Cont</u>	<u>Waived</u>
Capias	CA	137	426	426	166	166	-	260	0
Civil Violation	CV	13	40	41	14	13	-	27	1
Felony	F	34	104	104	27	27	-	77	0
Infraction	I	4,637	4,937	6,371	4,441	3,007	-	1,930	1,434
Misdemeanor	M	1,564	3,917	3,917	1,546	1,546	-	2,371	0
Show Cause	SC	145	318	318	135	135	-	183	0
Traffic Total		6,530	9,742	11,177	6,329	4,894	-	4,848	1,435

<u>Civil</u>		<u>Filings</u>	<u>Hearings</u>	<u>Transactions</u>	<u>Concluded</u>	<u>Final Judgmt</u>	<u>Def Judgmt</u>	<u>Cont</u>	<u>Waived</u>
Abstract	AJ	11	0	11	11	-	-	-	11
Admin License	AL	29	0	29	29	-	-	-	29
Detinue	DT	194	372	443	203	9	123	240	71
Garnishment	GA	611	3	613	610	-	-	3	610
Impoundment	IM	13	0	13	13	-	-	-	13
Interrogatory	IN	39	36	71	35	-	-	36	35
Overweight	OC	2	0	2	2	-	-	-	2
Other	OT	11	1	12	11	-	-	1	11
Protective Order	PO	66	23	84	61	-	-	23	61
Prelim Prot Order	PP	76	3	79	76	-	-	3	76
Petition-Restore Arms	PR	1	1	2	1	-	-	1	1
Show Cause	SC	1	1	2	1	-	-	1	1
Tenants Assertion	TA	2	0	2	2	-	-	-	2
Unlawful Detainer	UD	398	348	462	396	95	187	66	114
Warrant in Debt	WD	1,344	1,444	1,782	1,325	127	860	457	338
Civil Total		2,798	2,232	3,607	2,776	231	1,170	831	1,375

Henry Totals		11,246	16,900	19,817	11,104	7,017	1,170	8,713	2,917
---------------------	--	---------------	---------------	---------------	---------------	--------------	--------------	--------------	--------------



CASELOAD STATISTICS OF THE GENERAL DISTRICT COURTS

January 2018 thru December 2018

Martinsville

District: **21**

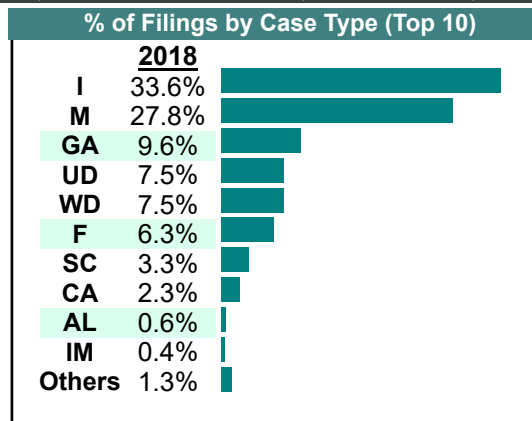
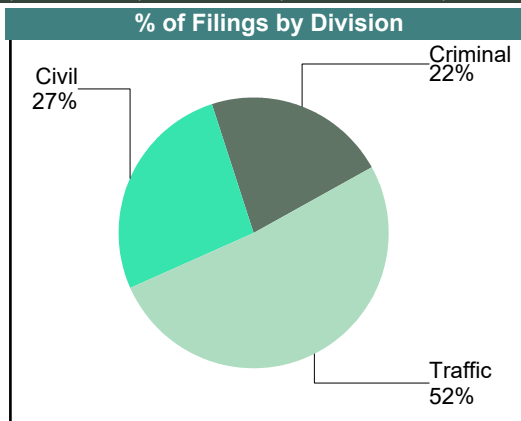
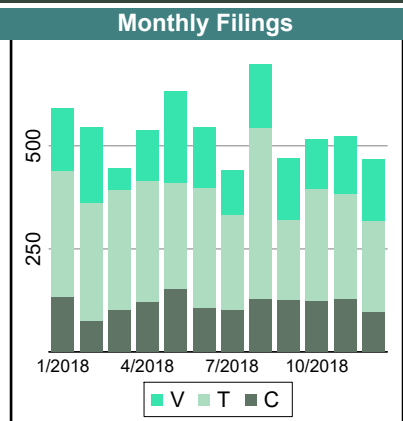
Court ID: **221690**

Criminal		Filings	Hearings	Transactions	Concluded	Final Judgmt	Def Judgmt	Cont	Waived
Capias	CA	68	167	167	66	66	-	101	0
Civil Violation	CV	4	7	7	4	4	-	3	0
Felony	F	388	1,093	1,093	319	319	-	774	0
Misdemeanor	M	842	2,001	2,021	761	741	-	1,260	20
Show Cause	SC	106	244	244	101	101	-	143	0
Criminal Total		1,408	3,512	3,532	1,251	1,231	-	2,281	20

Traffic		Filings	Hearings	Transactions	Concluded	Final Judgmt	Def Judgmt	Cont	Waived
Capias	CA	77	205	205	64	64	-	141	0
Civil Violation	CV	11	28	28	8	8	-	20	0
Felony	F	16	60	60	18	18	-	42	0
Infraction	I	2,153	2,478	3,292	2,117	1,303	-	1,175	814
Misdemeanor	M	943	2,824	2,830	861	855	-	1,969	6
Show Cause	SC	105	292	292	111	111	-	181	0
Traffic Total		3,305	5,887	6,707	3,179	2,359	-	3,528	820

Civil		Filings	Hearings	Transactions	Concluded	Final Judgmt	Def Judgmt	Cont	Waived
Abstract	AJ	7	0	7	7	-	-	-	7
Admin License	AL	38	5	43	38	-	-	5	38
Detinue	DT	7	3	8	8	1	2	-	5
Garnishment	GA	615	6	622	616	-	-	6	616
Impoundment	IM	24	0	24	24	-	-	-	24
Interrogatory	IN	5	10	19	9	-	-	10	9
Motion for Judgment	MJ	2	1	4	3	-	-	1	3
Other	OT	8	1	9	8	-	-	1	8
Protective Order	PO	17	8	22	17	3	-	5	14
Prelim Prot Order	PP	19	11	27	18	2	-	9	16
Tenants Assertion	TA	1	1	1	1	1	-	-	0
Unlawful Detainer	UD	482	476	616	488	108	240	128	140
Warrant in Debt	WD	478	546	661	487	32	340	174	115
Civil Total		1,703	1,068	2,063	1,724	147	582	339	995

Martinsville Totals		6,416	10,467	12,302	6,154	3,737	582	6,148	1,835
----------------------------	--	--------------	---------------	---------------	--------------	--------------	------------	--------------	--------------

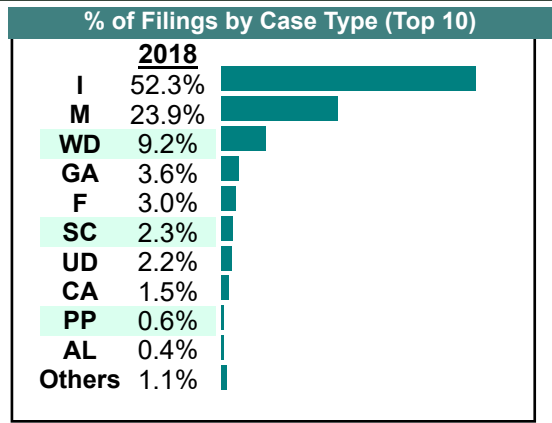
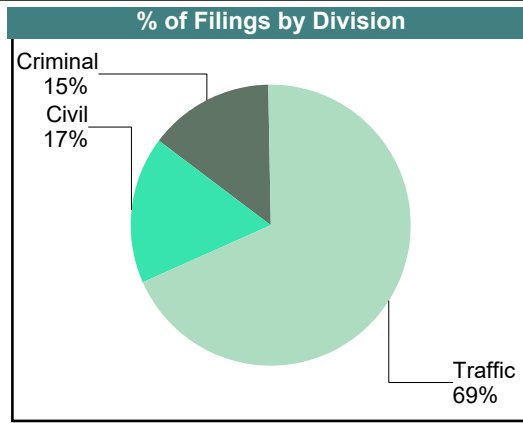
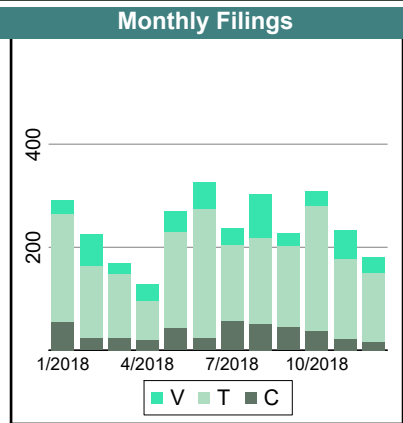


CASELOAD STATISTICS OF THE GENERAL DISTRICT COURTS

January 2018 thru December 2018

Patrick
District: **21**
Court ID: **221141**

<u>Criminal</u>		<u>Filings</u>	<u>Hearings</u>	<u>Transactions</u>	<u>Concluded</u>	<u>Final Judgmt</u>	<u>Def Judgmt</u>	<u>Cont</u>	<u>Waived</u>
Capias	CA	24	47	47	18	18	-	29	0
Civil Violation	CV	4	6	6	6	6	-	-	0
Felony	F	83	248	266	94	76	-	172	18
Misdemeanor	M	286	589	628	280	241	-	348	39
Show Cause	SC	26	56	56	24	24	-	32	0
Criminal Total		423	946	1,003	422	365	-	581	57
Traffic									
Capias	CA	19	35	35	14	14	-	21	0
Civil Violation	CV	3	13	13	5	5	-	8	0
Felony	F	3	8	9	4	3	-	5	1
Infraction	I	1,514	1,288	1,899	1,495	884	-	404	611
Misdemeanor	M	405	842	842	397	397	-	445	0
Show Cause	SC	40	100	100	36	36	-	64	0
Traffic Total		1,984	2,286	2,898	1,951	1,339	-	947	612
Civil									
Abstract	AJ	6	0	6	6	-	-	-	6
Admin License	AL	12	0	12	12	-	-	-	12
Detinue	DT	4	4	5	4	2	1	1	1
Garnishment	GA	105	14	118	104	-	-	14	104
Impoundment	IM	2	0	2	2	-	-	-	2
Interrogatory	IN	1	0	1	1	-	-	-	1
Other	OT	1	2	2	0	-	-	2	0
Protective Order	PO	10	5	15	10	-	-	5	10
Prelim Prot Order	PP	16	2	18	16	-	-	2	16
Petition-Restore Arms	PR	1	1	2	1	-	-	1	1
Unlawful Detainer	UD	64	54	72	64	23	23	8	18
Warrant in Debt	WD	265	261	334	262	42	147	72	73
Civil Total		487	343	587	482	67	171	105	244
Patrick Totals		2,894	3,575	4,488	2,855	1,771	171	1,633	913



Filings by Court & Division

	<u>Henry</u>		<u>Martinsville</u>		<u>Patrick</u>		<u>Total</u>
C Misdemeanor	1,106	50%	842	38%	286	13%	2,234
Felony	563	54%	388	38%	83	8%	1,034
Show Cause	127	49%	106	41%	26	10%	259
Capias	115	56%	68	33%	24	12%	207
Civil Violation	7	47%	4	27%	4	27%	15
Total	1,918	51%	1,408	38%	423	11%	3,749
T Infraction	4,637	56%	2,153	26%	1,514	18%	8,304
Misdemeanor	1,564	54%	943	32%	405	14%	2,912
Show Cause	145	50%	105	36%	40	14%	290
Capias	137	59%	77	33%	19	8%	233
Felony	34	64%	16	30%	3	6%	53
Civil Violation	13	48%	11	41%	3	11%	27
Total	6,530	55%	3,305	28%	1,984	17%	11,819
V Warrant in Debt	1,344	64%	478	23%	265	13%	2,087
Garnishment	611	46%	615	46%	105	8%	1,331
Unlawful Detainer	398	42%	482	51%	64	7%	944
Detinue	194	95%	7	3%	4	2%	205
Prelim Prot Order	76	68%	19	17%	16	14%	111
Protective Order	66	71%	17	18%	10	11%	93
Admin License	29	37%	38	48%	12	15%	79
Interrogatory	39	87%	5	11%	1	2%	45
Impoundment	13	33%	24	62%	2	5%	39
Abstract	11	46%	7	29%	6	25%	24
Other	11	55%	8	40%	1	5%	20
Tenants Assertion	2	67%	1	33%	-	0%	3
Motion for Judgment	-	0%	2	100%	-	0%	2
Overweight	2	100%	-	0%	-	0%	2
Petition-Restore Arms	1	50%	-	0%	1	50%	2
Show Cause	1	100%	-	0%	-	0%	1
Total	2,798	56%	1,703	34%	487	10%	4,988
Total	11,246	55%	6,416	31%	2,894	14%	20,556

CASELOAD STATISTICS OF THE GENERAL DISTRICT COURTS

January 2018 thru December 2018

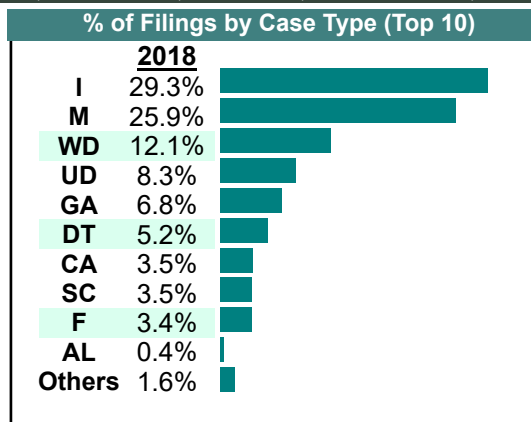
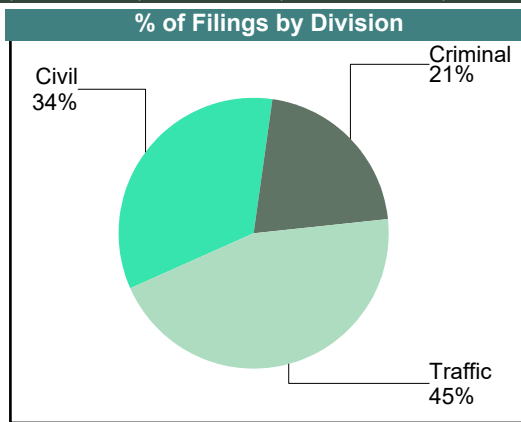
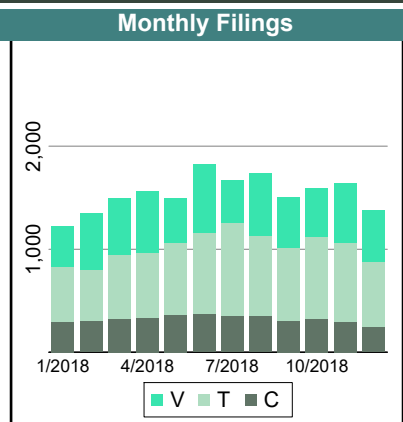
Danville
District: **22**
Court ID: **222590**

<u>Criminal</u>		Filings	Hearings	Transactions	Concluded	Final Judgmt	Def Judgmt	Cont	Waived
Capias	CA	316	952	952	339	339	-	613	0
Civil Violation	CV	59	136	136	54	54	-	82	0
Felony	F	584	1,938	1,939	613	612	-	1,326	1
Misdemeanor	M	2,522	6,163	6,225	2,543	2,481	-	3,682	62
Motion	MO	35	35	35	35	35	-	-	0
Show Cause	SC	386	506	506	391	391	-	115	0
Criminal Total		3,902	9,730	9,793	3,975	3,912	-	5,818	63

<u>Traffic</u>		Filings	Hearings	Transactions	Concluded	Final Judgmt	Def Judgmt	Cont	Waived
Capias	CA	338	1,056	1,056	382	382	-	674	0
Civil Violation	CV	1	1	1	1	1	-	-	0
Felony	F	44	146	147	37	36	-	110	1
Infraction	I	5,414	6,251	7,722	5,326	3,855	-	2,396	1,471
Misdemeanor	M	2,257	5,444	5,444	2,135	2,135	-	3,309	0
Motion	MO	3	3	3	3	3	-	-	0
Restricted O/L	RL	8	8	8	8	8	-	-	0
Show Cause	SC	252	301	301	249	249	-	52	0
Traffic Total		8,317	13,210	14,682	8,141	6,669	-	6,541	1,472

<u>Civil</u>		Filings	Hearings	Transactions	Concluded	Final Judgmt	Def Judgmt	Cont	Waived
Abstract	AJ	11	0	11	11	-	-	-	11
Admin License	AL	80	2	81	79	-	-	2	79
Attachment	AT	1	1	2	1	-	-	1	1
Bond Forfeiture	BF	25	29	48	25	-	6	23	19
Counter Claim	CC	7	7	11	8	3	1	3	4
Detinue	DT	951	1,065	1,395	920	63	527	475	330
Garnishment	GA	1,252	27	1,277	1,250	-	-	27	1,250
Impoundment	IM	4	0	4	4	-	-	-	4
Interrogatory	IN	18	2	21	19	-	-	2	19
Motion for Judgment	MJ	13	14	20	13	-	7	7	6
Other	OT	3	0	3	3	-	-	-	3
Protective Order	PO	56	9	65	56	-	-	9	56
Prelim Prot Order	PP	54	3	58	55	-	-	3	55
Petition-Restore Arms	PR	2	0	2	2	-	-	-	2
Show Cause	SC	3	1	3	2	-	-	1	2
Tenants Assertion	TA	2	3	4	2	1	-	2	1
Unlawful Detainer	UD	1,527	1,128	1,688	1,523	256	707	165	560
Warrant in Debt	WD	2,236	2,292	2,879	2,257	250	1,420	622	587
Civil Total		6,245	4,583	7,572	6,230	573	2,668	1,342	2,989

Danville Totals	18,464	27,523	32,047	18,346	11,154	2,668	13,701	4,524
------------------------	---------------	---------------	---------------	---------------	---------------	--------------	---------------	--------------



CASELOAD STATISTICS OF THE GENERAL DISTRICT COURTS

January 2018 thru December 2018

Franklin County

District: 22

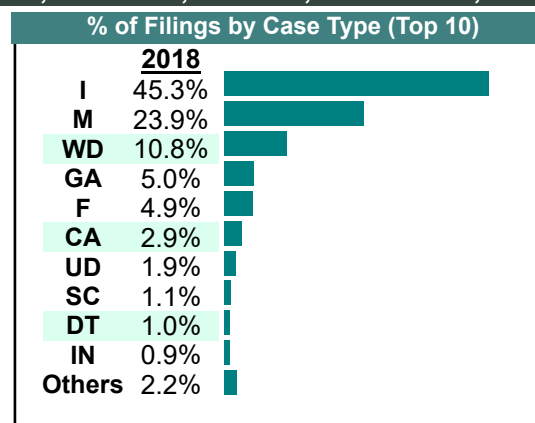
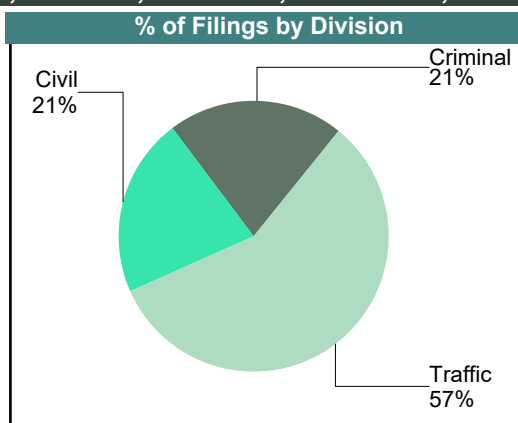
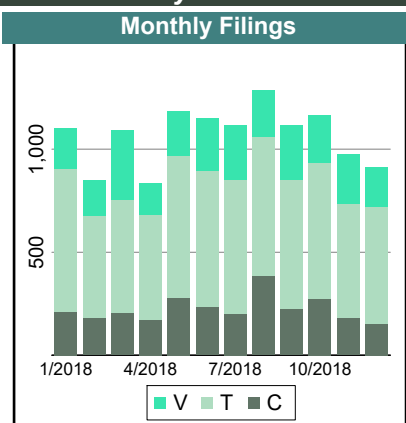
Court ID: 222067

Criminal		Filings	Hearings	Transactions	Concluded	Final Judgmt	Def Judgmt	Cont	Waived
Capias	CA	187	515	515	151	151	-	364	0
Civil Violation	CV	51	97	107	39	29	-	68	10
Felony	F	585	1,914	1,934	502	482	-	1,432	20
Misdemeanor	M	1,750	3,903	4,122	1,605	1,386	-	2,517	219
Show Cause	SC	131	249	249	123	123	-	126	0
Criminal Total		2,704	6,678	6,927	2,420	2,171	-	4,507	249

Traffic		Filings	Hearings	Transactions	Concluded	Final Judgmt	Def Judgmt	Cont	Waived
Capias	CA	190	552	552	179	179	-	373	0
Civil Violation	CV	0	2	2	1	1	-	1	0
Felony	F	41	132	132	31	31	-	101	0
Infraction	I	5,796	4,640	7,030	5,788	3,398	-	1,242	2,390
Misdemeanor	M	1,303	2,753	2,759	1,227	1,221	-	1,532	6
Show Cause	SC	6	14	14	6	6	-	8	0
Traffic Total		7,336	8,093	10,489	7,232	4,836	-	3,257	2,396

Civil		Filings	Hearings	Transactions	Concluded	Final Judgmt	Def Judgmt	Cont	Waived
Abstract	AJ	9	0	9	9	-	-	-	9
Admin License	AL	106	0	106	106	-	-	-	106
Bond Forfeiture	BF	33	49	77	32	4	-	45	28
Counter Claim	CC	2	3	4	3	1	1	1	1
Detinue	DT	128	107	172	130	6	59	42	65
Garnishment	GA	644	10	654	644	-	-	10	644
Impoundment	IM	18	0	18	18	-	-	-	18
Interrogatory	IN	114	43	159	116	-	-	43	116
Motion for Judgment	MJ	8	7	12	7	-	2	5	5
Overweight	OC	3	0	3	3	-	-	-	3
Other	OT	8	0	8	8	-	-	-	8
Protective Order	PO	14	0	14	14	-	-	-	14
Prelim Prot Order	PP	23	20	42	22	-	-	20	22
Petition-Restore Arms	PR	2	5	7	2	-	-	5	2
Show Cause	SC	7	3	9	6	-	-	3	6
Tenants Assertion	TA	1	0	1	1	-	-	-	1
Unlawful Detainer	UD	249	218	280	250	66	122	30	62
Warrant in Debt	WD	1,379	1,371	1,737	1,376	98	912	361	366
Civil Total		2,748	1,836	3,312	2,747	175	1,096	565	1,476

Franklin County Totals	12,788	16,607	20,728	12,399	7,182	1,096	8,329	4,121
-------------------------------	---------------	---------------	---------------	---------------	--------------	--------------	--------------	--------------



CASELOAD STATISTICS OF THE GENERAL DISTRICT COURTS

January 2018 thru December 2018

Pittsylvania

District: 22

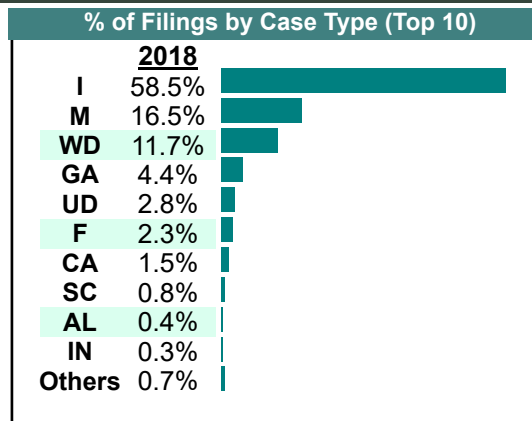
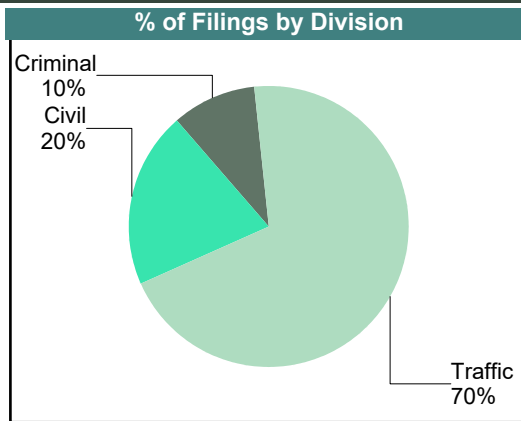
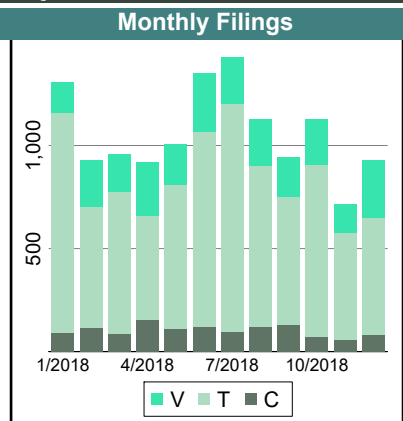
Court ID: 222143

<u>Criminal</u>		Filings	Hearings	Transactions	Concluded	Final Judgmt	Def Judgmt	Cont	Waived
Capias	CA	68	183	183	70	70	-	113	0
Civil Violation	CV	26	44	47	20	17	-	27	3
Felony	F	274	844	867	259	236	-	608	23
Misdemeanor	M	791	1,826	1,878	779	727	-	1,099	52
Show Cause	SC	79	98	98	73	73	-	25	0
Criminal Total		1,238	2,995	3,073	1,201	1,123	-	1,872	78

<u>Traffic</u>		Filings	Hearings	Transactions	Concluded	Final Judgmt	Def Judgmt	Cont	Waived
Capias	CA	129	343	343	123	123	-	220	0
Civil Violation	CV	2	6	6	2	2	-	4	0
Felony	F	23	73	75	18	16	-	57	2
Infraction	I	7,451	6,156	8,602	7,275	4,829	-	1,327	2,446
Misdemeanor	M	1,314	2,382	2,388	1,246	1,240	-	1,142	6
Show Cause	SC	5	8	8	4	4	-	4	0
Traffic Total		8,924	8,968	11,422	8,668	6,214	-	2,754	2,454

<u>Civil</u>		Filings	Hearings	Transactions	Concluded	Final Judgmt	Def Judgmt	Cont	Waived
Abstract	AJ	9	0	9	9	-	-	-	9
Admin License	AL	49	0	49	49	-	-	-	49
Bond Forfeiture	BF	7	11	12	2	-	1	10	1
Detinue	DT	14	19	27	11	2	1	16	8
Garnishment	GA	560	5	566	561	-	-	5	561
Impoundment	IM	9	0	9	9	-	-	-	9
Interrogatory	IN	41	25	69	44	-	-	25	44
Motion for Judgment	MJ	1	3	3	0	-	-	3	0
Overweight	OC	5	0	5	5	-	-	-	5
Other	OT	4	0	4	4	-	-	-	4
Protective Order	PO	5	0	5	5	-	-	-	5
Prelim Prot Order	PP	10	5	14	9	-	-	5	9
Petition-Restore Arms	PR	1	0	1	1	-	-	-	1
Show Cause	SC	19	1	22	21	-	-	1	21
Tenants Assertion	TA	1	1	2	1	-	-	1	1
Unlawful Detainer	UD	353	303	415	354	70	172	61	112
Warrant in Debt	WD	1,488	1,556	1,941	1,491	130	976	450	385
Civil Total		2,576	1,929	3,153	2,576	202	1,150	577	1,224

Pittsylvania Totals		12,738	13,892	17,648	12,445	7,539	1,150	5,203	3,756
----------------------------	--	---------------	---------------	---------------	---------------	--------------	--------------	--------------	--------------



Filings by Court & Division

	Danville		Franklin County		Pittsylvania		Total
C Misdemeanor	2,522	50%	1,750	35%	791	16%	5,063
Felony	584	40%	585	41%	274	19%	1,443
Show Cause	386	65%	131	22%	79	13%	596
Capias	316	55%	187	33%	68	12%	571
Civil Violation	59	43%	51	38%	26	19%	136
Motion	35	100%	-	0%	-	0%	35
Total	3,902	50%	2,704	34%	1,238	16%	7,844
T Infraction	5,414	29%	5,796	31%	7,451	40%	18,661
Misdemeanor	2,257	46%	1,303	27%	1,314	27%	4,874
Capias	338	51%	190	29%	129	20%	657
Show Cause	252	96%	6	2%	5	2%	263
Felony	44	41%	41	38%	23	21%	108
Restricted O/L	8	100%	-	0%	-	0%	8
Civil Violation	1	33%	-	0%	2	67%	3
Motion	3	100%	-	0%	-	0%	3
Total	8,317	34%	7,336	30%	8,924	36%	24,577
V Warrant in Debt	2,236	44%	1,379	27%	1,488	29%	5,103
Garnishment	1,252	51%	644	26%	560	23%	2,456
Unlawful Detainer	1,527	72%	249	12%	353	17%	2,129
Detinue	951	87%	128	12%	14	1%	1,093
Admin License	80	34%	106	45%	49	21%	235
Interrogatory	18	10%	114	66%	41	24%	173
Prelim Prot Order	54	62%	23	26%	10	11%	87
Protective Order	56	75%	14	19%	5	7%	75
Bond Forfeiture	25	38%	33	51%	7	11%	65
Impoundment	4	13%	18	58%	9	29%	31
Abstract	11	38%	9	31%	9	31%	29
Show Cause	3	10%	7	24%	19	66%	29
Motion for Judgment	13	59%	8	36%	1	5%	22
Other	3	20%	8	53%	4	27%	15
Counter Claim	7	78%	2	22%	-	0%	9
Overweight	-	0%	3	38%	5	63%	8
Petition-Restore Arms	2	40%	2	40%	1	20%	5
Tenants Assertion	2	50%	1	25%	1	25%	4
Attachment	1	100%	-	0%	-	0%	1
Total	6,245	54%	2,748	24%	2,576	22%	11,569
Total	18,464	42%	12,788	29%	12,738	29%	43,990

CASELOAD STATISTICS OF THE GENERAL DISTRICT COURTS

January 2018 thru December 2018

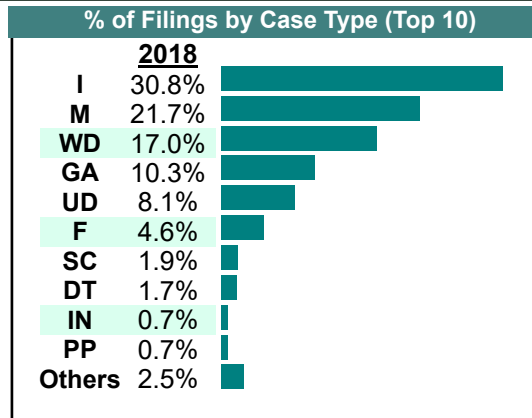
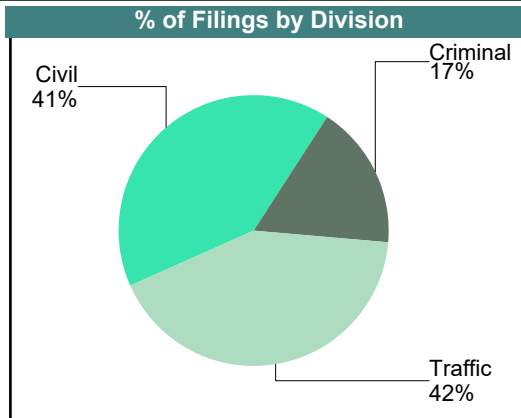
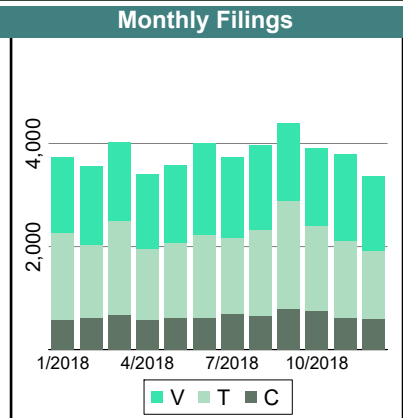
Roanoke
District: 23
Court ID: 223770

<u>Criminal</u>		Filings	Hearings	Transactions	Concluded	Final Judgmt	Def Judgmt	Cont	Waived
Capias	CA	143	356	356	147	147	-	209	0
Civil Violation	CV	10	14	14	11	11	-	3	0
Felony	F	1,977	4,610	5,254	2,005	1,361	-	3,249	644
Misdemeanor	M	5,409	9,618	9,791	5,381	5,208	-	4,409	173
Other	O	32	40	40	30	30	-	10	0
Show Cause	SC	252	582	582	244	244	-	338	0
Criminal Total		7,823	15,220	16,037	7,818	7,001	-	8,218	817

<u>Traffic</u>		Filings	Hearings	Transactions	Concluded	Final Judgmt	Def Judgmt	Cont	Waived
Capias	CA	26	61	61	33	33	-	28	0
Civil Violation	CV	63	242	243	56	55	-	186	1
Felony	F	122	322	367	128	83	-	239	45
Infraction	I	14,019	13,025	17,708	14,079	9,396	-	3,627	4,683
Misdemeanor	M	4,466	9,985	9,991	4,524	4,518	-	5,467	6
Other	O	4	4	4	4	4	-	-	0
Restricted O/L	RL	58	58	58	58	58	-	-	0
Show Cause	SC	290	475	475	281	281	-	194	0
Traffic Total		19,048	24,172	28,907	19,163	14,428	-	9,741	4,735

<u>Civil</u>		Filings	Hearings	Transactions	Concluded	Final Judgmt	Def Judgmt	Cont	Waived
Abstract	AJ	70	0	70	70	-	-	-	70
Admin License	AL	178	14	182	168	-	-	5	168
Bond Forfeiture	BF	122	35	156	124	-	3	32	121
Capias	CA	20	5	23	18	-	-	5	18
Counter Claim	CC	21	34	49	23	7	1	26	15
Detinue	DT	785	810	1,096	771	28	457	325	286
Garnishment	GA	4,675	837	5,478	4,641	-	-	836	4,641
Impoundment	IM	134	2	134	132	-	-	-	132
Interrogatory	IN	339	386	745	359	-	-	386	359
Motion for Judgment	MJ	11	14	20	11	4	1	9	6
Overweight	OC	3	0	3	3	-	-	-	3
Other	OT	93	14	106	94	2	-	12	92
Protective Order	PO	120	5	124	119	-	-	5	119
Prelim Prot Order	PP	298	353	656	303	-	-	353	303
Petition-Restore Arms	PR	3	6	8	2	-	-	6	2
Show Cause	SC	300	175	451	293	4	13	157	276
Tenants Assertion	TA	15	15	27	13	1	-	14	12
Third Party Claim	TH	1	2	3	2	1	-	1	1
Unlawful Detainer	UD	3,668	3,262	4,708	3,675	726	1,503	1,033	1,446
Warrant in Debt	WD	7,751	7,581	9,809	7,869	765	4,876	1,939	2,228
Civil Total		18,607	13,550	23,848	18,690	1,538	6,854	5,144	10,298

Roanoke Totals		45,478	52,942	68,792	45,671	22,967	6,854	23,103	15,850
-----------------------	--	---------------	---------------	---------------	---------------	---------------	--------------	---------------	---------------



CASELOAD STATISTICS OF THE GENERAL DISTRICT COURTS

January 2018 thru December 2018

Roanoke County

District: 23

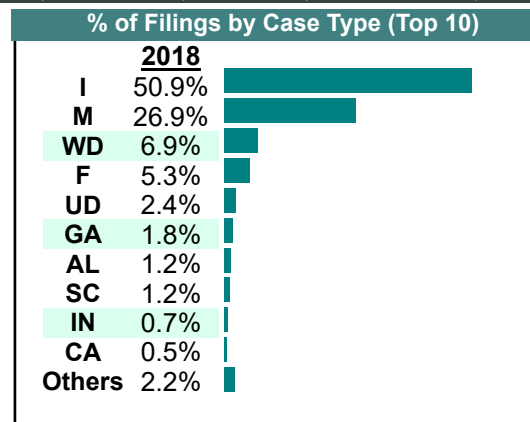
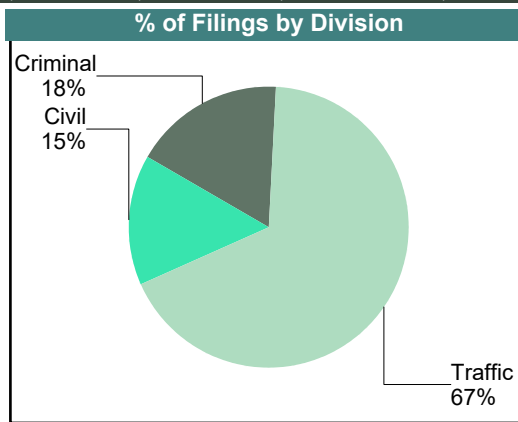
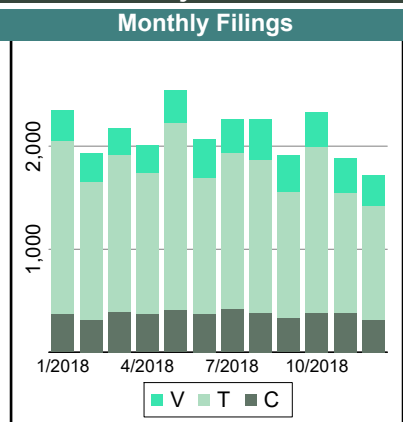
Court ID: 223161

<u>Criminal</u>		Filings	Hearings	Transactions	Concluded	Final Judgmt	Def Judgmt	Cont	Waived
Capias	CA	100	347	347	97	97	-	250	0
Civil Violation	CV	19	34	37	22	19	-	15	3
Felony	F	1,264	3,730	3,936	1,173	967	-	2,763	206
Misdemeanor	M	2,993	9,064	9,116	2,979	2,927	-	6,134	52
Motion	MO	2	2	2	2	2	-	-	0
Show Cause	SC	88	175	175	85	85	-	90	0
Criminal Total		4,466	13,352	13,613	4,358	4,097	-	9,252	261

<u>Traffic</u>		Filings	Hearings	Transactions	Concluded	Final Judgmt	Def Judgmt	Cont	Waived
Capias	CA	25	77	77	28	28	-	49	0
Civil Violation	CV	74	312	312	84	84	-	228	0
Felony	F	74	268	282	70	56	-	212	14
Infraction	I	12,936	11,919	17,038	12,875	7,756	-	4,163	5,119
Misdemeanor	M	3,857	9,619	9,619	3,897	3,897	-	5,722	0
Other	O	1	1	1	1	1	-	-	0
Restricted O/L	RL	35	40	40	35	35	-	5	0
Show Cause	SC	141	264	264	135	135	-	129	0
Traffic Total		17,143	22,500	27,633	17,125	11,992	-	10,508	5,133

<u>Civil</u>		Filings	Hearings	Transactions	Concluded	Final Judgmt	Def Judgmt	Cont	Waived
Abstract	AJ	30	0	31	31	-	-	-	31
Admin License	AL	317	9	322	313	-	-	6	313
Bond Forfeiture	BF	110	60	156	100	-	4	52	96
Capias	CA	8	0	8	8	-	-	-	8
Counter Claim	CC	3	6	7	1	-	-	6	1
Custody Relief	CR	1	1	1	0	-	-	1	0
Detinue	DT	9	13	19	11	4	1	8	6
Garnishment	GA	459	109	551	442	-	-	108	442
Impoundment	IM	109	0	109	109	-	-	-	109
Interrogatory	IN	179	149	307	158	-	-	149	158
Other	OT	59	4	61	57	-	-	2	57
Protective Order	PO	26	0	26	26	-	-	-	26
Prelim Prot Order	PP	71	1	72	71	-	-	1	71
Petition-Restore Arms	PR	1	0	1	1	-	-	-	1
Show Cause	SC	81	23	105	83	1	-	22	82
Tenants Assertion	TA	5	7	10	4	1	-	6	3
Unlawful Detainer	UD	599	476	721	592	136	211	129	245
Warrant in Debt	WD	1,751	1,797	2,378	1,743	145	1,017	635	581
Civil Total		3,818	2,655	4,885	3,750	287	1,233	1,125	2,230

Roanoke County Totals	25,427	38,507	46,131	25,233	16,376	1,233	20,885	7,624
------------------------------	---------------	---------------	---------------	---------------	---------------	--------------	---------------	--------------



CASELOAD STATISTICS OF THE GENERAL DISTRICT COURTS

January 2018 thru December 2018

Salem

District: **23**

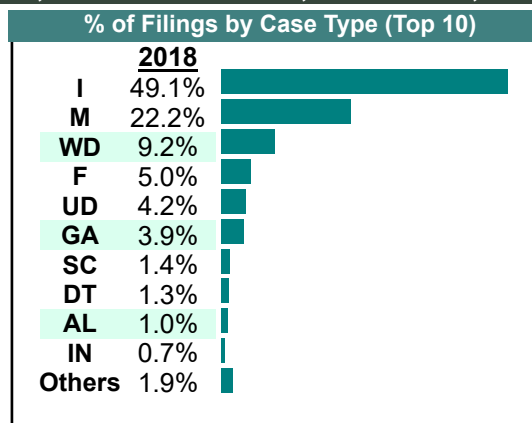
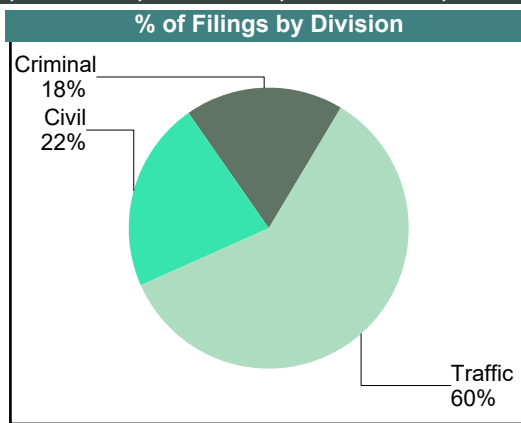
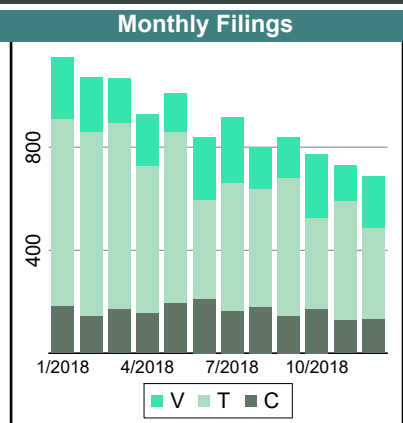
Court ID: **223775**

Criminal		Filings	Hearings	Transactions	Concluded	Final Judgmt	Def Judgmt	Cont	Waived
Capias	CA	30	154	154	30	30	-	122	0
Civil Violation	CV	28	76	76	27	27	-	49	0
Felony	F	526	1,396	1,615	511	292	-	1,103	219
Misdemeanor	M	1,353	3,976	4,039	1,306	1,243	-	2,726	63
Show Cause	SC	59	162	162	51	51	-	111	0
Criminal Total		1,996	5,764	6,046	1,925	1,643	-	4,111	282

Traffic		Filings	Hearings	Transactions	Concluded	Final Judgmt	Def Judgmt	Cont	Waived
Capias	CA	6	24	24	7	7	-	17	0
Civil Violation	CV	5	12	14	5	3	-	9	2
Felony	F	18	58	67	19	10	-	48	9
Infraction	I	5,307	4,395	6,915	5,407	2,887	-	1,499	2,520
Misdemeanor	M	1,047	2,778	2,779	1,087	1,086	-	1,688	1
Restricted O/L	RL	5	5	5	4	4	-	-	0
Show Cause	SC	49	99	99	45	45	-	54	0
Traffic Total		6,437	7,371	9,903	6,574	4,042	-	3,315	2,532

Civil		Filings	Hearings	Transactions	Concluded	Final Judgmt	Def Judgmt	Cont	Waived
Abstract	AJ	7	0	7	7	-	-	-	7
Admin License	AL	112	2	114	112	-	-	2	112
Bond Forfeiture	BF	11	1	12	11	-	-	1	11
Capias	CA	4	3	5	2	-	-	3	2
Detinue	DT	145	141	199	136	6	72	63	58
Garnishment	GA	422	80	515	435	-	-	80	435
Impoundment	IM	37	0	37	37	-	-	-	37
Interrogatory	IN	71	74	144	70	-	-	74	70
Motion for Judgment	MJ	6	6	9	6	-	3	3	3
Other	OT	12	6	13	12	-	5	1	7
Protective Order	PO	21	18	26	20	12	-	6	8
Prelim Prot Order	PP	27	19	33	27	13	-	6	14
Petition-Restore Arms	PR	5	3	8	5	-	-	3	5
Show Cause	SC	42	22	59	38	-	1	21	37
Tenants Assertion	TA	3	5	7	3	1	-	4	2
Unlawful Detainer	UD	449	338	539	444	86	157	94	201
Warrant in Debt	WD	992	1,017	1,306	1,001	143	569	305	289
Civil Total		2,366	1,735	3,033	2,366	261	807	666	1,298

Salem Totals	10,799	14,870	18,982	10,865	5,946	807	8,092	4,112
---------------------	---------------	---------------	---------------	---------------	--------------	------------	--------------	--------------



Filings by Court & Division

	Roanoke		Roanoke County		Salem		Total
C Misdemeanor	5,409	55%	2,993	31%	1,353	14%	9,755
Felony	1,977	52%	1,264	34%	526	14%	3,767
Show Cause	252	63%	88	22%	59	15%	399
Capias	143	52%	100	37%	30	11%	273
Civil Violation	10	18%	19	33%	28	49%	57
Other	32	100%	-	0%	-	0%	32
Motion	-	0%	2	100%	-	0%	2
Total	7,823	55%	4,466	31%	1,996	14%	14,285
T Infraction	14,019	43%	12,936	40%	5,307	16%	32,262
Misdemeanor	4,466	48%	3,857	41%	1,047	11%	9,370
Show Cause	290	60%	141	29%	49	10%	480
Felony	122	57%	74	35%	18	8%	214
Civil Violation	63	44%	74	52%	5	4%	142
Restricted O/L	58	59%	35	36%	5	5%	98
Capias	26	46%	25	44%	6	11%	57
Other	4	80%	1	20%	-	0%	5
Total	19,048	45%	17,143	40%	6,437	15%	42,628
V Warrant in Debt	7,751	74%	1,751	17%	992	9%	10,494
Garnishment	4,675	84%	459	8%	422	8%	5,556
Unlawful Detainer	3,668	78%	599	13%	449	10%	4,716
Detinue	785	84%	9	1%	145	15%	939
Admin License	178	29%	317	52%	112	18%	607
Interrogatory	339	58%	179	30%	71	12%	589
Show Cause	300	71%	81	19%	42	10%	423
Prelim Prot Order	298	75%	71	18%	27	7%	396
Impoundment	134	48%	109	39%	37	13%	280
Bond Forfeiture	122	50%	110	45%	11	5%	243
Protective Order	120	72%	26	16%	21	13%	167
Other	93	57%	59	36%	12	7%	164
Abstract	70	65%	30	28%	7	7%	107
Capias	20	63%	8	25%	4	13%	32
Counter Claim	21	88%	3	13%	-	0%	24
Tenants Assertion	15	65%	5	22%	3	13%	23
Motion for Judgment	11	65%	-	0%	6	35%	17
Petition-Restore Arms	3	33%	1	11%	5	56%	9
Overweight	3	100%	-	0%	-	0%	3
Custody Relief	-	0%	1	100%	-	0%	1
Third Party Claim	1	100%	-	0%	-	0%	1
Total	18,607	75%	3,818	15%	2,366	10%	24,791
Total	45,478	56%	25,427	31%	10,799	13%	81,704

CASELOAD STATISTICS OF THE GENERAL DISTRICT COURTS

January 2018 thru December 2018

Amherst

District: **24**

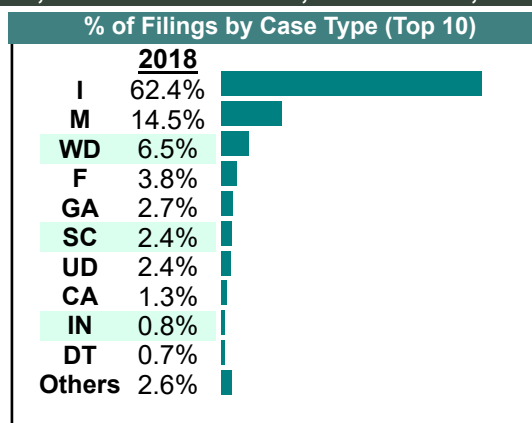
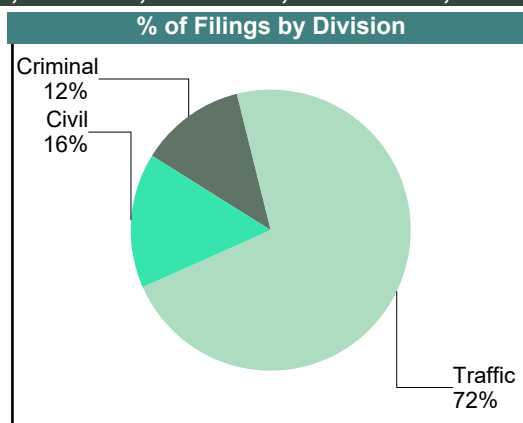
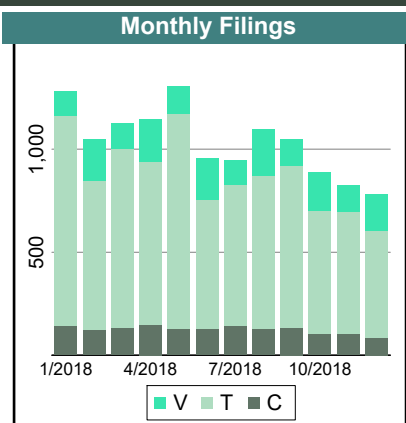
Court ID: **224009**

<u>Criminal</u>		<u>Filings</u>	<u>Hearings</u>	<u>Transactions</u>	<u>Concluded</u>	<u>Final Judgmt</u>	<u>Def Judgmt</u>	<u>Cont</u>	<u>Waived</u>
Capias	CA	69	205	205	73	73	-	132	0
Civil Violation	CV	4	5	5	4	4	-	1	0
Felony	F	443	1,302	1,302	473	473	-	829	0
Misdemeanor	M	841	1,982	2,035	830	777	-	1,205	53
Motion	MO	45	47	47	46	46	-	1	0
Show Cause	SC	101	206	206	94	94	-	112	0
Criminal Total		1,503	3,747	3,800	1,520	1,467	-	2,280	53

<u>Traffic</u>		<u>Filings</u>	<u>Hearings</u>	<u>Transactions</u>	<u>Concluded</u>	<u>Final Judgmt</u>	<u>Def Judgmt</u>	<u>Cont</u>	<u>Waived</u>
Capias	CA	89	277	277	93	93	-	184	0
Civil Violation	CV	23	67	67	25	25	-	42	0
Felony	F	24	64	64	23	23	-	41	0
Infraction	I	7,765	5,192	9,464	7,801	3,529	-	1,663	4,272
Misdemeanor	M	963	2,627	2,629	989	987	-	1,640	2
Motion	MO	25	25	25	25	25	-	-	0
Show Cause	SC	102	357	357	110	110	-	247	0
Traffic Total		8,991	8,609	12,883	9,066	4,792	-	3,817	4,274

<u>Civil</u>		<u>Filings</u>	<u>Hearings</u>	<u>Transactions</u>	<u>Concluded</u>	<u>Final Judgmt</u>	<u>Def Judgmt</u>	<u>Cont</u>	<u>Waived</u>
Abstract	AJ	6	0	6	6	-	-	-	6
Admin License	AL	66	0	67	67	-	-	-	67
Capias	CA	6	6	12	6	-	-	6	6
Detinue	DT	88	71	130	91	11	21	39	59
Garnishment	GA	338	9	347	338	-	-	9	338
Impoundment	IM	14	0	14	14	-	-	-	14
Interrogatory	IN	94	113	213	100	-	-	113	100
Motion for Judgment	MJ	8	6	11	7	1	1	4	5
Other	OT	15	4	19	15	-	-	4	15
Protective Order	PO	47	20	67	47	-	-	20	47
Prelim Prot Order	PP	65	5	69	64	-	-	5	64
Petition-Restore Arms	PR	1	0	1	1	-	-	-	1
Show Cause	SC	97	70	178	108	-	-	70	108
Tenants Assertion	TA	0	2	3	1	-	-	2	1
Unlawful Detainer	UD	293	221	346	296	83	88	50	125
Warrant in Debt	WD	813	856	1,069	830	107	510	239	213
Civil Total		1,951	1,383	2,552	1,991	202	620	561	1,169

Amherst Totals	12,445	13,739	19,235	12,577	6,461	620	6,658	5,496
-----------------------	---------------	---------------	---------------	---------------	--------------	------------	--------------	--------------



CASELOAD STATISTICS OF THE GENERAL DISTRICT COURTS

January 2018 thru December 2018

Bedford

District: **24**

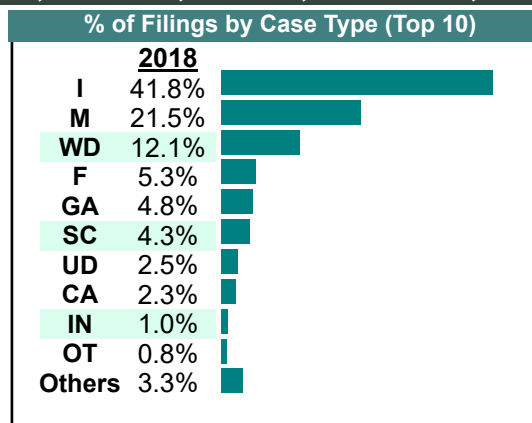
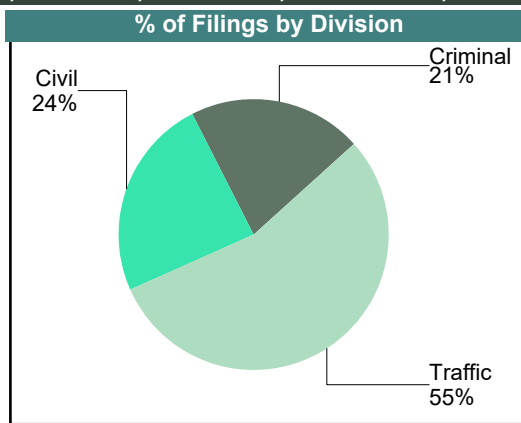
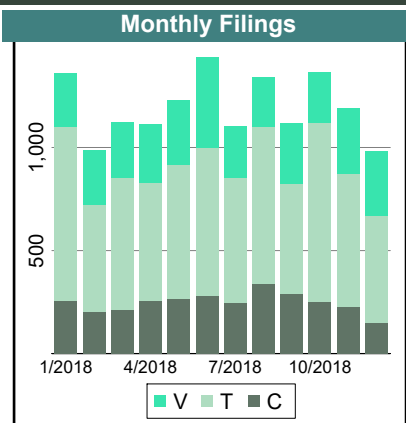
Court ID: **224019**

<u>Criminal</u>		Filings	Hearings	Transactions	Concluded	Final Judgmt	Def Judgmt	Cont	Waived
Capias	CA	177	537	537	180	180	-	357	0
Civil Violation	CV	56	111	111	58	58	-	53	0
Felony	F	741	2,817	2,817	845	845	-	1,972	0
Misdemeanor	M	1,653	4,190	4,326	1,587	1,451	-	2,739	136
Motion	MO	1	1	1	1	1	-	-	0
Show Cause	SC	359	622	622	347	347	-	273	0
Criminal Total		2,987	8,278	8,414	3,018	2,882	-	5,394	136

<u>Traffic</u>		Filings	Hearings	Transactions	Concluded	Final Judgmt	Def Judgmt	Cont	Waived
Capias	CA	155	490	490	149	149	-	341	0
Civil Violation	CV	1	1	1	1	1	-	-	0
Felony	F	26	86	86	21	21	-	65	0
Infraction	I	6,001	5,570	7,926	5,922	3,566	-	2,001	2,356
Misdemeanor	M	1,433	3,955	3,956	1,252	1,251	-	2,703	1
Restricted O/L	RL	1	1	1	1	1	-	-	0
Show Cause	SC	259	548	548	248	248	-	300	0
Traffic Total		7,876	10,651	13,008	7,594	5,237	-	5,410	2,357

<u>Civil</u>		Filings	Hearings	Transactions	Concluded	Final Judgmt	Def Judgmt	Cont	Waived
Abstract	AJ	6	0	6	6	-	-	-	6
Admin License	AL	80	0	80	80	-	-	-	80
Detinue	DT	61	55	89	61	7	20	28	34
Garnishment	GA	694	216	916	700	-	-	215	700
Impoundment	IM	89	2	89	87	-	-	-	87
Interrogatory	IN	145	173	314	141	-	-	173	141
Overweight	OC	2	0	2	2	-	-	-	2
Other	OT	119	19	137	119	1	-	17	118
Protective Order	PO	82	49	131	83	1	-	48	82
Prelim Prot Order	PP	96	12	105	96	3	-	9	93
Petition-Restore Arms	PR	2	0	2	2	-	-	-	2
Show Cause	SC	6	4	11	7	-	-	4	7
Tenants Assertion	TA	3	2	4	3	1	-	1	2
Unlawful Detainer	UD	364	319	473	362	98	110	109	154
Warrant in Debt	WD	1,737	1,935	2,452	1,771	218	1,036	679	517
Civil Total		3,486	2,786	4,811	3,520	329	1,166	1,283	2,025

Bedford Totals		14,349	21,715	26,233	14,132	8,448	1,166	12,087	4,518
-----------------------	--	---------------	---------------	---------------	---------------	--------------	--------------	---------------	--------------



CASELOAD STATISTICS OF THE GENERAL DISTRICT COURTS

January 2018 thru December 2018

Campbell

District: **24**

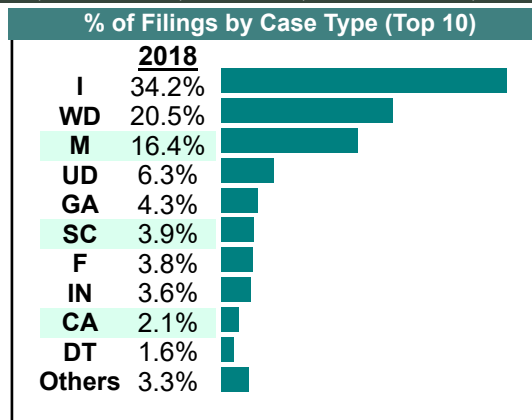
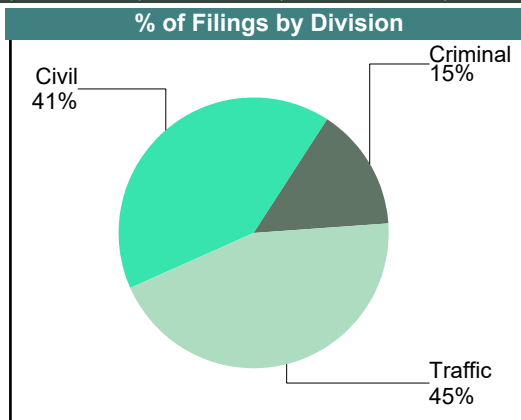
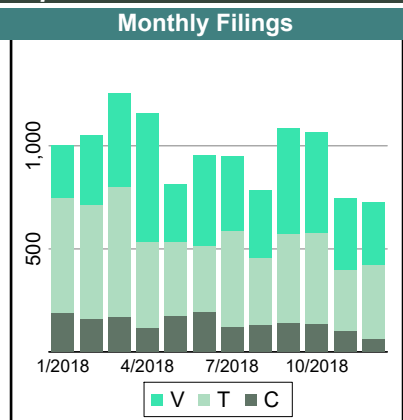
Court ID: **224031**

<u>Criminal</u>		Filings	Hearings	Transactions	Concluded	Final Judgmt	Def Judgmt	Cont	Waived
Capias	CA	123	436	436	193	193	-	243	0
Civil Violation	CV	13	40	42	16	14	-	26	2
Felony	F	408	1,379	1,380	445	444	-	935	1
Misdemeanor	M	964	2,531	2,564	1,043	1,010	-	1,521	33
Motion	MO	37	38	38	36	36	-	2	0
Show Cause	SC	161	422	422	229	229	-	193	0
Criminal Total		1,706	4,846	4,882	1,962	1,926	-	2,920	36

<u>Traffic</u>		Filings	Hearings	Transactions	Concluded	Final Judgmt	Def Judgmt	Cont	Waived
Capias	CA	83	312	312	152	152	-	160	0
Civil Violation	CV	0	1	1	1	1	-	-	0
Felony	F	29	109	109	36	36	-	73	0
Infraction	I	3,970	3,351	5,023	4,023	2,351	-	1,000	1,672
Misdemeanor	M	935	2,496	2,496	996	996	-	1,500	0
Motion	MO	5	5	5	5	5	-	-	0
Restricted O/L	RL	4	5	5	4	4	-	1	0
Show Cause	SC	136	385	385	183	183	-	202	0
Traffic Total		5,162	6,664	8,336	5,400	3,728	-	2,936	1,672

<u>Civil</u>		Filings	Hearings	Transactions	Concluded	Final Judgmt	Def Judgmt	Cont	Waived
Abstract	AJ	20	0	20	20	-	-	-	20
Admin License	AL	58	2	59	57	-	-	2	57
Bond Forfeiture	BF	23	11	29	20	2	-	9	18
Capias	CA	36	13	47	37	3	-	10	34
Counter Claim	CC	6	5	10	5	-	-	5	5
Detinue	DT	180	126	225	186	12	75	39	99
Garnishment	GA	504	66	570	504	-	-	66	504
Impoundment	IM	13	0	13	13	-	-	-	13
Interrogatory	IN	417	223	657	434	-	-	223	434
Motion for Judgment	MJ	6	6	8	6	1	3	2	2
Overweight	OC	1	0	1	1	-	-	-	1
Other	OT	22	1	25	24	-	-	1	24
Protective Order	PO	72	19	91	72	-	-	19	72
Prelim Prot Order	PP	94	0	94	94	-	-	-	94
Petition-Restore Arms	PR	4	2	6	4	-	-	2	4
Show Cause	SC	156	63	223	163	2	1	60	160
Tenants Assertion	TA	1	0	1	1	-	-	-	1
Unlawful Detainer	UD	734	546	811	739	143	331	72	265
Warrant in Debt	WD	2,381	1,984	2,899	2,374	216	1,243	525	915
Civil Total		4,728	3,067	5,789	4,754	379	1,653	1,035	2,722

Campbell Totals	11,596	14,577	19,007	12,116	6,033	1,653	6,891	4,430
------------------------	---------------	---------------	---------------	---------------	--------------	--------------	--------------	--------------



CASELOAD STATISTICS OF THE GENERAL DISTRICT COURTS

January 2018 thru December 2018

Lynchburg

District: **24**

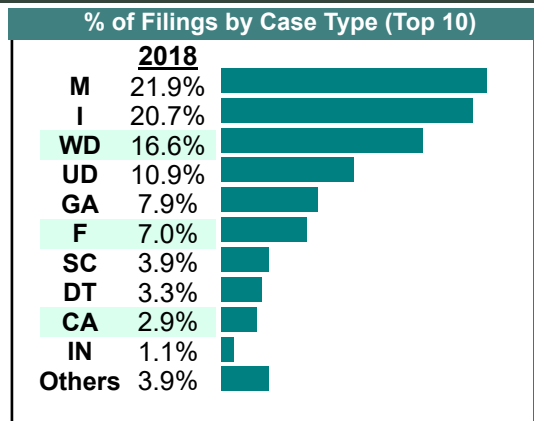
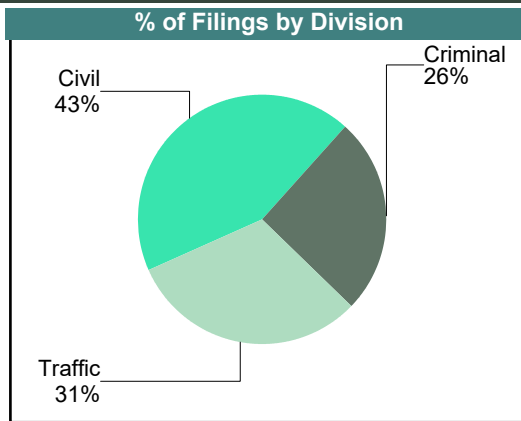
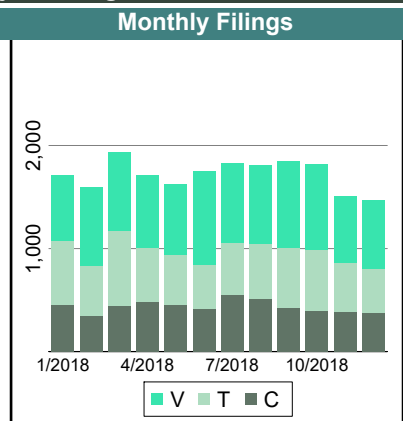
Court ID: **224680**

Criminal		Filings	Hearings	Transactions	Concluded	Final Judgmt	Def Judgmt	Cont	Waived
Capias	CA	431	1,545	1,545	490	490	-	1,055	0
Civil Violation	CV	36	96	96	39	39	-	57	0
Felony	F	1,391	4,713	4,713	1,320	1,320	-	3,393	0
Misdemeanor	M	2,829	7,504	7,566	2,782	2,720	-	4,784	62
Show Cause	SC	571	1,363	1,363	577	577	-	786	0
Criminal Total		5,258	15,221	15,283	5,208	5,146	-	10,075	62

Traffic		Filings	Hearings	Transactions	Concluded	Final Judgmt	Def Judgmt	Cont	Waived
Capias	CA	164	648	648	202	202	-	446	0
Felony	F	58	203	203	63	63	-	140	0
Infraction	I	4,257	3,936	5,813	4,291	2,414	-	1,522	1,877
Misdemeanor	M	1,673	4,784	4,790	1,683	1,677	-	3,107	6
Restricted O/L	RL	22	22	22	22	22	-	-	0
Show Cause	SC	213	696	696	246	246	-	450	0
Traffic Total		6,387	10,289	12,172	6,507	4,624	-	5,665	1,883

Civil		Filings	Hearings	Transactions	Concluded	Final Judgmt	Def Judgmt	Cont	Waived
Abstract	AJ	75	0	75	75	-	-	-	75
Admin License	AL	118	0	118	118	-	-	-	118
Bond Forfeiture	BF	22	19	40	22	1	-	18	21
Counter Claim	CC	10	9	17	11	3	-	6	8
Detinue	DT	689	479	766	681	55	339	85	287
Garnishment	GA	1,633	44	1,677	1,633	-	-	44	1,633
Impoundment	IM	62	0	62	62	-	-	-	62
Interrogatory	IN	219	203	406	203	-	-	203	203
Motion for Judgment	MJ	9	7	14	9	1	1	5	7
Other	OT	43	3	46	43	-	-	3	43
Protective Order	PO	178	58	242	184	-	-	58	184
Prelim Prot Order	PP	215	7	222	215	-	-	7	215
Petition-Restore Arms	PR	2	0	2	2	-	-	-	2
Show Cause	SC	12	6	15	12	1	2	3	9
Tenants Assertion	TA	9	5	15	10	-	-	5	10
Unlawful Detainer	UD	2,239	1,639	2,510	2,247	542	834	263	871
Warrant in Debt	WD	3,415	3,710	4,672	3,392	403	2,027	1,280	962
Civil Total		8,950	6,189	10,899	8,919	1,006	3,203	1,980	4,710

Lynchburg Totals		20,595	31,699	38,354	20,634	10,776	3,203	17,720	6,655
-------------------------	--	---------------	---------------	---------------	---------------	---------------	--------------	---------------	--------------



CASELOAD STATISTICS OF THE GENERAL DISTRICT COURTS

January 2018 thru December 2018

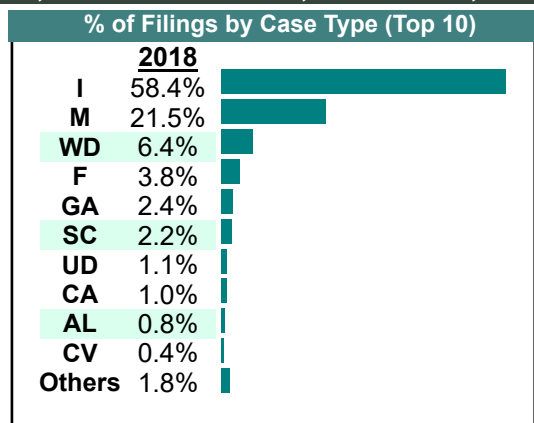
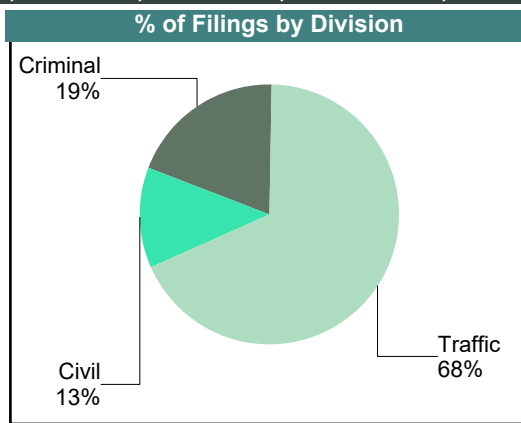
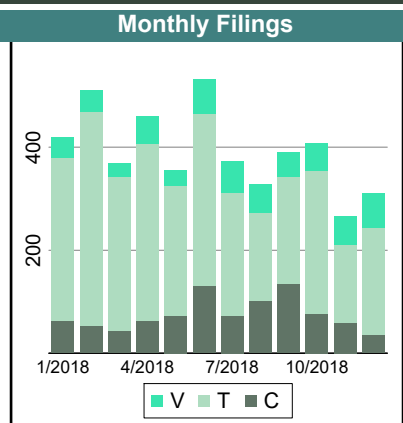
Nelson
District: 24
Court ID: 224125

Criminal		Filings	Hearings	Transactions	Concluded	Final Judgmt	Def Judgmt	Cont	Waived
Capias	CA	27	86	86	35	35	-	51	0
Civil Violation	CV	19	31	31	20	20	-	11	0
Felony	F	174	593	593	205	205	-	388	0
Misdemeanor	M	645	1,426	1,448	559	537	-	889	22
Show Cause	SC	44	149	149	62	62	-	87	0
Criminal Total		909	2,285	2,307	881	859	-	1,426	22

Traffic		Filings	Hearings	Transactions	Concluded	Final Judgmt	Def Judgmt	Cont	Waived
Capias	CA	21	80	80	30	30	-	50	0
Civil Violation	CV	2	7	7	5	5	-	2	0
Felony	F	6	27	27	11	11	-	16	0
Infraction	I	2,756	1,722	3,277	2,755	1,200	-	522	1,555
Misdemeanor	M	369	874	875	439	438	-	436	1
Motion	MO	1	1	1	1	1	-	-	0
Restricted O/L	RL	1	1	1	1	1	-	-	0
Show Cause	SC	57	174	174	86	86	-	88	0
Traffic Total		3,213	2,886	4,442	3,328	1,772	-	1,114	1,556

Civil		Filings	Hearings	Transactions	Concluded	Final Judgmt	Def Judgmt	Cont	Waived
Abstract	AJ	4	1	4	4	1	-	-	3
Admin License	AL	36	0	36	36	-	-	-	36
Bond Forfeiture	BF	2	2	3	1	-	-	1	1
Capias	CA	1	1	1	0	-	-	1	0
Detinue	DT	13	13	20	13	5	1	7	7
Garnishment	GA	115	10	124	114	-	-	10	114
Impoundment	IM	11	0	11	11	-	-	-	11
Interrogatory	IN	19	13	24	11	-	-	13	11
Motion for Judgment	MJ	3	2	4	3	-	1	1	2
Other	OT	2	0	2	2	-	-	-	2
Protective Order	PO	8	4	13	9	-	-	4	9
Prelim Prot Order	PP	21	24	42	18	-	-	24	18
Show Cause	SC	4	2	4	2	-	-	2	2
Tenants Assertion	TA	1	0	1	1	-	-	-	1
Unlawful Detainer	UD	51	50	68	50	17	15	18	18
Warrant in Debt	WD	304	324	427	306	40	163	121	103
Civil Total		595	446	784	581	63	180	202	338

Nelson Totals		4,717	5,617	7,533	4,790	2,694	180	2,742	1,916
----------------------	--	--------------	--------------	--------------	--------------	--------------	------------	--------------	--------------



Filings by Court & Division

	Amherst	Bedford	Campbell	Lynchburg	Nelson	Total	
C	Misdemeanor	841 12%	1,653 24%	964 14%	2,829 41%	645 9%	6,932
	Felony	443 14%	741 23%	408 13%	1,391 44%	174 6%	3,157
	Show Cause	101 8%	359 29%	161 13%	571 46%	44 4%	1,236
	Capias	69 8%	177 21%	123 15%	431 52%	27 3%	827
	Civil Violation	4 3%	56 44%	13 10%	36 28%	19 15%	128
	Motion	45 54%	1 1%	37 45%	- 0%	- 0%	83
	Total	1,503 12%	2,987 24%	1,706 14%	5,258 43%	909 7%	12,363
T	Infraction	7,765 31%	6,001 24%	3,970 16%	4,257 17%	2,756 11%	24,749
	Misdemeanor	963 18%	1,433 27%	935 17%	1,673 31%	369 7%	5,373
	Show Cause	102 13%	259 34%	136 18%	213 28%	57 7%	767
	Capias	89 17%	155 30%	83 16%	164 32%	21 4%	512
	Felony	24 17%	26 18%	29 20%	58 41%	6 4%	143
	Motion	25 81%	- 0%	5 16%	- 0%	1 3%	31
	Restricted O/L	- 0%	1 4%	4 14%	22 79%	1 4%	28
	Civil Violation	23 88%	1 4%	- 0%	- 0%	2 8%	26
Total	8,991 28%	7,876 25%	5,162 16%	6,387 20%	3,213 10%	31,629	
V	Warrant in Debt	813 9%	1,737 20%	2,381 28%	3,415 39%	304 4%	8,650
	Unlawful Detainer	293 8%	364 10%	734 20%	2,239 61%	51 1%	3,681
	Garnishment	338 10%	694 21%	504 15%	1,633 50%	115 4%	3,284
	Detinue	88 9%	61 6%	180 17%	689 67%	13 1%	1,031
	Interrogatory	94 11%	145 16%	417 47%	219 24%	19 2%	894
	Prelim Prot Order	65 13%	96 20%	94 19%	215 44%	21 4%	491
	Protective Order	47 12%	82 21%	72 19%	178 46%	8 2%	387

	Amherst	Bedford	Campbell	Lynchburg	Nelson	Total
V Admin License	66	80	58	118	36	358
	18%	22%	16%	33%	10%	
Show Cause	97	6	156	12	4	275
	35%	2%	57%	4%	1%	
Other	15	119	22	43	2	201
	7%	59%	11%	21%	1%	
Impoundment	14	89	13	62	11	189
	7%	47%	7%	33%	6%	
Abstract	6	6	20	75	4	111
	5%	5%	18%	68%	4%	
Bond Forfeiture	-	-	23	22	2	47
	0%	0%	49%	47%	4%	
Capias	6	-	36	-	1	43
	14%	0%	84%	0%	2%	
Motion for Judgment	8	-	6	9	3	26
	31%	0%	23%	35%	12%	
Counter Claim	-	-	6	10	-	16
	0%	0%	38%	63%	0%	
Tenants Assertion	-	3	1	9	1	14
	0%	21%	7%	64%	7%	
Petition-Restore Arms	1	2	4	2	-	9
	11%	22%	44%	22%	0%	
Overweight	-	2	1	-	-	3
	0%	67%	33%	0%	0%	
<hr/>						
Total	1,951	3,486	4,728	8,950	595	19,710
	10%	18%	24%	45%	3%	
<hr/>						
Total	<u>12,445</u>	<u>14,349</u>	<u>11,596</u>	<u>20,595</u>	<u>4,717</u>	63,702
	20%	23%	18%	32%	7%	

CASELOAD STATISTICS OF THE GENERAL DISTRICT COURTS

January 2018 thru December 2018

Allegheny

District: 25

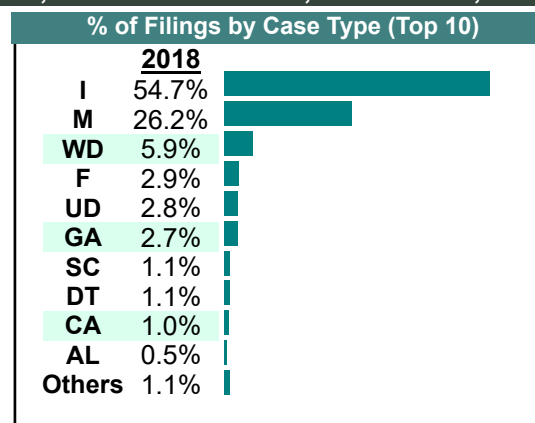
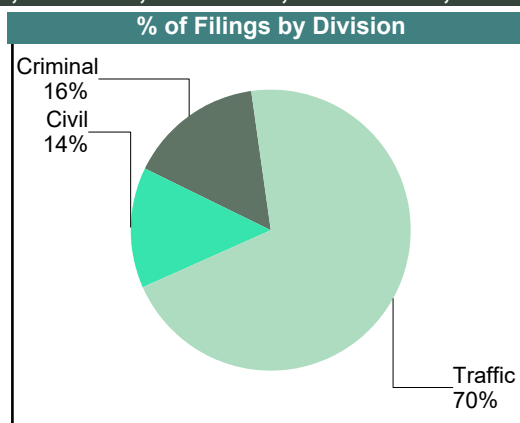
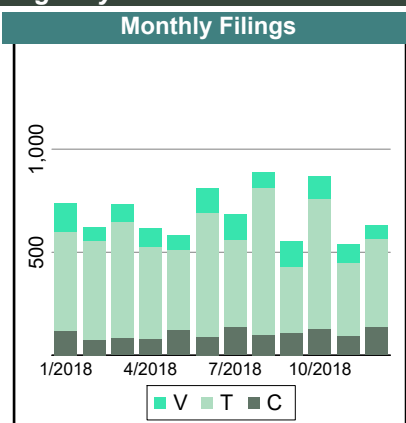
Court ID: 225005

Criminal		Filings	Hearings	Transactions	Concluded	Final Judgmt	Def Judgmt	Cont	Waived
Capias	CA	44	116	116	42	42	-	74	0
Civil Violation	CV	15	29	29	17	17	-	12	0
Felony	F	233	479	544	226	161	-	318	65
Misdemeanor	M	919	1,778	1,859	937	856	-	921	81
Show Cause	SC	74	183	183	88	88	-	95	0
Criminal Total		1,285	2,585	2,731	1,310	1,164	-	1,420	146

Traffic		Filings	Hearings	Transactions	Concluded	Final Judgmt	Def Judgmt	Cont	Waived
Capias	CA	38	98	98	35	35	-	63	0
Civil Violation	CV	2	2	3	1	-	-	2	1
Felony	F	6	15	17	7	5	-	10	2
Infraction	I	4,522	2,931	5,322	4,570	2,179	-	752	2,391
Misdemeanor	M	1,251	2,307	2,308	1,246	1,245	-	1,062	1
Show Cause	SC	9	13	13	6	6	-	7	0
Traffic Total		5,828	5,366	7,761	5,865	3,470	-	1,896	2,395

Civil		Filings	Hearings	Transactions	Concluded	Final Judgmt	Def Judgmt	Cont	Waived
Abstract	AJ	5	0	5	5	-	-	-	5
Admin License	AL	42	0	42	42	-	-	-	42
Bond Forfeiture	BF	3	5	7	2	-	-	5	2
Capias	CA	1	0	1	1	-	-	-	1
Counter Claim	CC	1	1	2	1	-	-	1	1
Detinue	DT	87	76	127	86	5	30	41	51
Garnishment	GA	227	34	264	230	-	-	34	230
Interrogatory	IN	6	7	10	3	-	-	7	3
Motion for Judgment	MJ	1	0	1	1	-	-	-	1
Overweight	OC	4	1	5	4	-	-	1	4
Other	OT	5	6	11	5	-	-	6	5
Protective Order	PO	17	1	18	17	-	-	1	17
Prelim Prot Order	PP	30	6	35	30	1	-	5	29
Petition-Restore Arms	PR	0	3	4	1	-	-	3	1
Show Cause	SC	11	3	12	9	-	-	3	9
Tenants Assertion	TA	1	1	2	1	-	-	1	1
Unlawful Detainer	UD	232	202	303	225	50	74	78	101
Warrant in Debt	WD	485	495	628	480	60	287	148	133
Civil Total		1,158	841	1,477	1,143	116	391	334	636

Allegheny Totals		8,271	8,792	11,969	8,318	4,750	391	3,650	3,177
-------------------------	--	--------------	--------------	---------------	--------------	--------------	------------	--------------	--------------



CASELOAD STATISTICS OF THE GENERAL DISTRICT COURTS

January 2018 thru December 2018

Augusta

District: 25

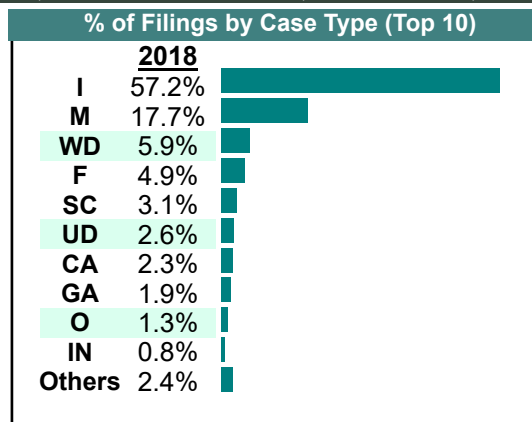
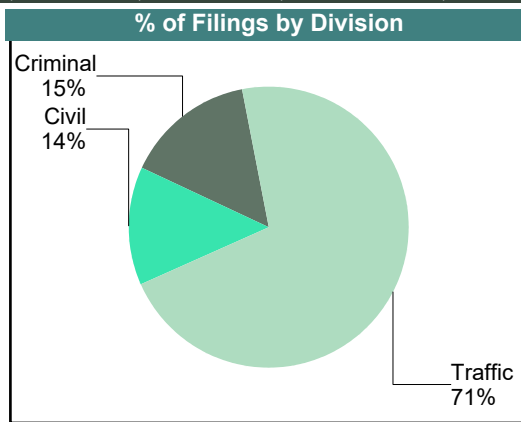
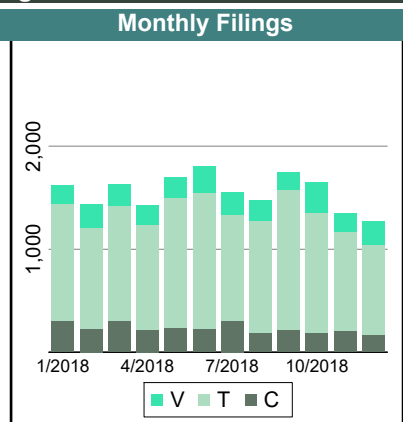
Court ID: 225015

<u>Criminal</u>		Filings	Hearings	Transactions	Concluded	Final Judgmt	Def Judgmt	Cont	Waived
Capias	CA	264	649	649	278	278	-	371	0
Civil Violation	CV	34	68	68	27	27	-	41	0
Felony	F	877	2,717	2,717	926	926	-	1,791	0
Misdemeanor	M	1,275	3,888	3,940	1,381	1,329	-	2,558	52
Other	O	3	4	6	4	2	-	2	2
Show Cause	SC	341	771	771	330	330	-	441	0
Criminal Total		2,794	8,097	8,151	2,946	2,892	-	5,204	54

<u>Traffic</u>		Filings	Hearings	Transactions	Concluded	Final Judgmt	Def Judgmt	Cont	Waived
Capias	CA	152	344	344	154	154	-	190	0
Civil Violation	CV	5	5	5	3	3	-	2	0
Felony	F	33	154	154	49	49	-	104	0
Infraction	I	10,675	8,097	13,303	10,615	5,409	-	2,688	5,206
Misdemeanor	M	2,033	4,430	4,435	1,957	1,952	-	2,477	5
Other	O	247	200	249	247	198	-	2	49
Restricted O/L	RL	3	3	3	3	3	-	-	0
Show Cause	SC	185	262	262	185	185	-	77	0
Traffic Total		13,333	13,495	18,755	13,213	7,953	-	5,540	5,260

<u>Civil</u>		Filings	Hearings	Transactions	Concluded	Final Judgmt	Def Judgmt	Cont	Waived
Abstract	AJ	44	0	44	44	-	-	-	44
Admin License	AL	67	0	67	67	-	-	-	67
Capias	CA	9	2	11	9	-	-	2	9
Counter Claim	CC	5	15	19	5	1	-	14	4
Detinue	DT	112	119	176	108	8	43	68	57
Garnishment	GA	352	10	362	352	-	-	10	352
Impoundment	IM	15	0	15	15	-	-	-	15
Interrogatory	IN	141	160	293	133	-	-	159	133
Motion for Judgment	MJ	14	38	46	10	2	-	36	8
Overweight	OC	2	1	3	2	-	-	1	2
Other	OT	11	11	22	11	-	-	11	11
Protective Order	PO	54	15	73	58	-	-	15	58
Prelim Prot Order	PP	73	2	75	73	-	-	2	73
Petition-Restore Arms	PR	7	5	12	7	-	-	5	7
Show Cause	SC	60	37	94	57	-	-	37	57
Tenants Assertion	TA	1	3	3	1	1	-	2	0
Unlawful Detainer	UD	479	463	742	475	70	126	267	279
Warrant in Debt	WD	1,101	1,217	1,587	1,084	98	616	503	370
Civil Total		2,547	2,098	3,644	2,511	180	785	1,132	1,546

Augusta Totals	18,674	23,690	30,550	18,670	11,025	785	11,876	6,860
-----------------------	---------------	---------------	---------------	---------------	---------------	------------	---------------	--------------



CASELOAD STATISTICS OF THE GENERAL DISTRICT COURTS

January 2018 thru December 2018

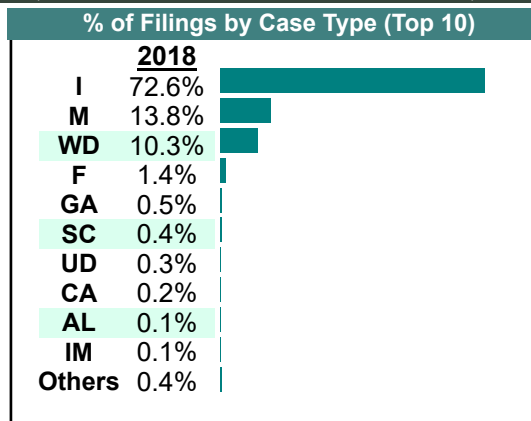
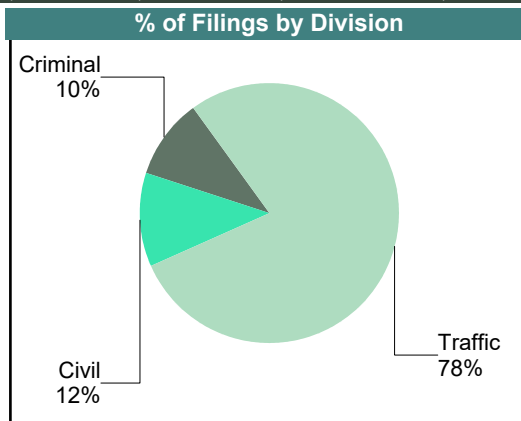
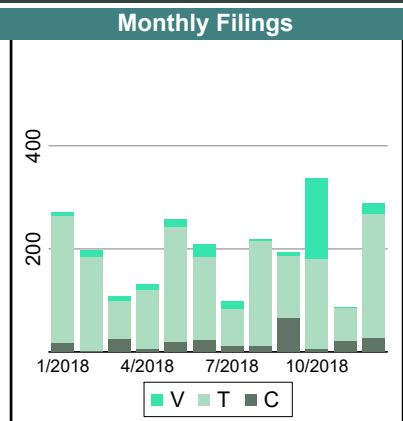
Bath
District: **25**
Court ID: **225017**

Criminal		Filings	Hearings	Transactions	Concluded	Final Judgmt	Def Judgmt	Cont	Waived
Capias	CA	1	10	10	2	2	-	8	0
Civil Violation	CV	2	4	4	2	2	-	2	0
Felony	F	33	56	56	11	11	-	45	0
Misdemeanor	M	196	254	311	198	141	-	113	57
Show Cause	SC	8	22	22	5	5	-	17	0
Criminal Total		240	346	403	218	161	-	185	57

Traffic		Filings	Hearings	Transactions	Concluded	Final Judgmt	Def Judgmt	Cont	Waived
Capias	CA	4	11	11	3	3	-	8	0
Infraction	I	1,741	1,236	2,078	1,705	863	-	372	842
Misdemeanor	M	135	237	237	124	124	-	113	0
Show Cause	SC	1	1	1	1	1	-	-	0
Traffic Total		1,881	1,485	2,327	1,833	991	-	493	842

Civil		Filings	Hearings	Transactions	Concluded	Final Judgmt	Def Judgmt	Cont	Waived
Admin License	AL	3	0	3	3	-	-	-	3
Garnishment	GA	13	5	16	11	-	-	5	11
Impoundment	IM	3	0	3	3	-	-	-	3
Interrogatory	IN	1	0	1	1	-	-	-	1
Overweight	OC	2	1	3	2	-	-	1	2
Other	OT	2	0	2	2	-	-	-	2
Prelim Prot Order	PP	2	0	2	2	-	-	-	2
Unlawful Detainer	UD	6	4	8	6	1	1	2	4
Warrant in Debt	WD	246	235	336	246	8	137	88	101
Civil Total		278	245	374	276	9	138	96	129

Bath Totals		2,399	2,076	3,104	2,327	1,161	138	774	1,028
--------------------	--	--------------	--------------	--------------	--------------	--------------	------------	------------	--------------



CASELOAD STATISTICS OF THE GENERAL DISTRICT COURTS

January 2018 thru December 2018

Botetourt

District: **25**

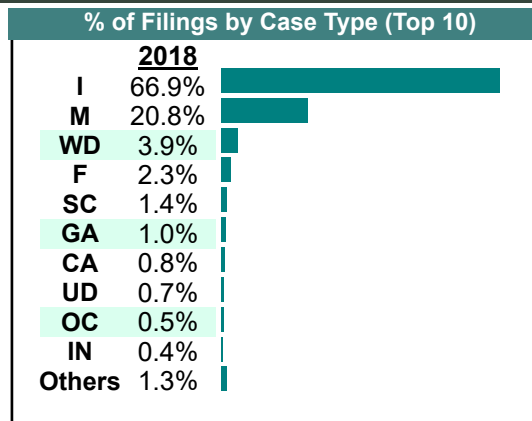
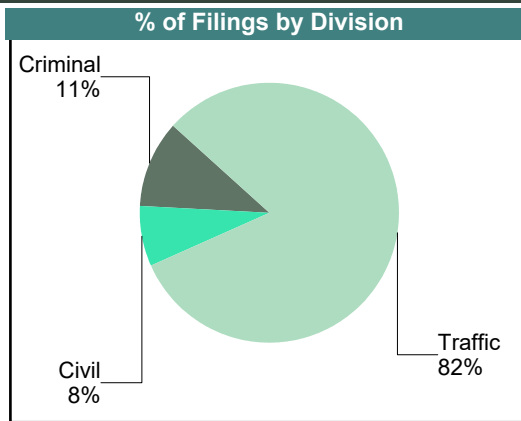
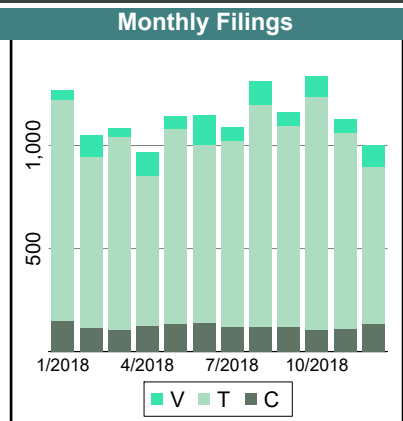
Court ID: **225023**

<u>Criminal</u>		Filings	Hearings	Transactions	Concluded	Final Judgmt	Def Judgmt	Cont	Waived
Capias	CA	106	261	261	92	92	-	168	0
Civil Violation	CV	18	39	40	19	18	-	21	1
Felony	F	303	880	939	346	287	-	591	59
Misdemeanor	M	855	2,088	2,125	847	810	-	1,267	37
Motion	MO	13	13	13	13	13	-	-	0
Show Cause	SC	176	379	379	144	144	-	227	0
Criminal Total		1,471	3,660	3,757	1,461	1,364	-	2,274	97

<u>Traffic</u>		Filings	Hearings	Transactions	Concluded	Final Judgmt	Def Judgmt	Cont	Waived
Capias	CA	2	11	11	2	2	-	9	0
Civil Violation	CV	7	8	8	8	8	-	-	0
Felony	F	13	36	38	12	10	-	26	2
Infraction	I	9,155	7,017	11,172	9,145	4,990	-	2,018	4,155
Misdemeanor	M	1,993	4,114	4,117	2,011	2,008	-	2,100	3
Restricted O/L	RL	5	5	5	5	5	-	-	0
Show Cause	SC	11	20	20	9	9	-	10	0
Traffic Total		11,186	11,211	15,371	11,192	7,032	-	4,163	4,160

<u>Civil</u>		Filings	Hearings	Transactions	Concluded	Final Judgmt	Def Judgmt	Cont	Waived
Abstract	AJ	5	2	5	5	2	-	-	3
Admin License	AL	40	0	41	41	-	-	-	41
Counter Claim	CC	1	2	3	2	1	-	1	1
Detinue	DT	7	6	13	7	-	-	6	7
Garnishment	GA	139	41	182	141	-	-	41	141
Impoundment	IM	25	0	25	25	-	-	-	25
Interrogatory	IN	58	44	97	53	-	-	42	53
Overweight	OC	74	22	92	70	-	-	22	70
Other	OT	13	1	13	12	-	-	-	12
Protective Order	PO	22	7	28	21	-	-	7	21
Prelim Prot Order	PP	23	2	24	23	1	-	1	22
Petition-Restore Arms	PR	1	1	2	1	-	-	1	1
Show Cause	SC	1	1	1	0	-	-	-	0
Unlawful Detainer	UD	89	81	111	89	23	36	22	30
Warrant in Debt	WD	532	557	724	530	83	280	193	167
Civil Total		1,030	767	1,361	1,020	110	316	336	594

Botetourt Totals		13,687	15,638	20,489	13,673	8,506	316	6,773	4,851
-------------------------	--	---------------	---------------	---------------	---------------	--------------	------------	--------------	--------------



CASELOAD STATISTICS OF THE GENERAL DISTRICT COURTS

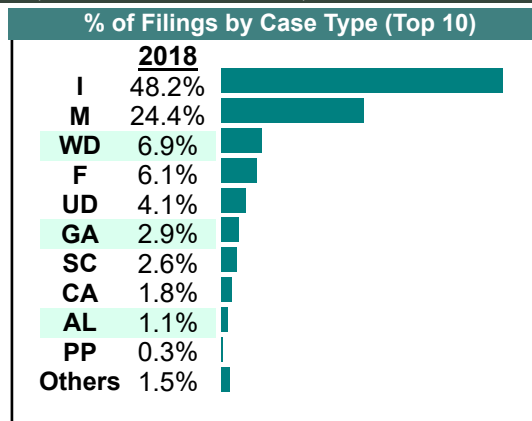
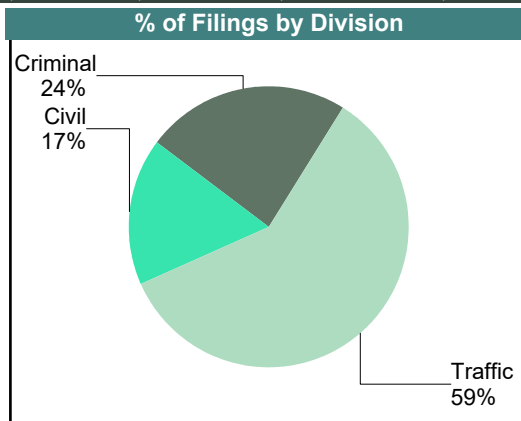
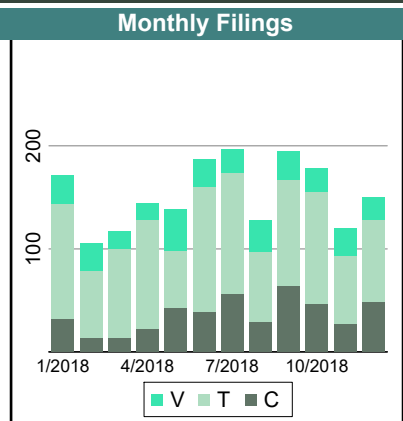
January 2018 thru December 2018

Buena Vista

District: **25**

Court ID: **225530**

<u>Criminal</u>		<u>Filings</u>	<u>Hearings</u>	<u>Transactions</u>	<u>Concluded</u>	<u>Final Judgmt</u>	<u>Def Judgmt</u>	<u>Cont</u>	<u>Waived</u>
Capias	CA	28	64	64	27	27	-	37	0
Felony	F	106	263	263	83	83	-	179	0
Misdemeanor	M	275	514	520	210	204	-	310	6
Show Cause	SC	28	64	64	31	31	-	33	0
Criminal Total		437	905	911	351	345	-	559	6
Traffic									
Capias	CA	5	16	16	6	6	-	10	0
Civil Violation	CV	4	9	10	3	2	-	7	1
Felony	F	5	11	11	3	3	-	8	0
Infraction	I	883	726	1,086	878	518	-	206	360
Misdemeanor	M	172	299	299	144	144	-	155	0
Show Cause	SC	18	36	36	18	18	-	18	0
Traffic Total		1,087	1,097	1,458	1,052	691	-	404	361
Civil									
Abstract	AJ	4	1	4	4	1	-	-	3
Admin License	AL	21	0	21	21	-	-	-	21
Detinue	DT	4	2	4	4	1	1	-	2
Garnishment	GA	54	7	61	54	-	-	7	54
Impoundment	IM	1	0	1	1	-	-	-	1
Interrogatory	IN	1	0	1	1	-	-	-	1
Motion for Judgment	MJ	1	0	1	1	-	-	-	1
Other	OT	3	0	3	3	-	-	-	3
Protective Order	PO	5	1	6	5	-	-	1	5
Prelim Prot Order	PP	6	6	12	6	-	-	6	6
Petition-Restore Arms	PR	4	3	6	3	-	-	3	3
Show Cause	SC	2	1	3	2	-	-	1	2
Unlawful Detainer	UD	76	67	84	75	30	28	9	17
Warrant in Debt	WD	126	109	148	124	15	70	24	39
Civil Total		308	197	355	304	47	99	51	158
Buena Vista Totals		1,832	2,199	2,724	1,707	1,083	99	1,014	525



CASELOAD STATISTICS OF THE GENERAL DISTRICT COURTS

January 2018 thru December 2018

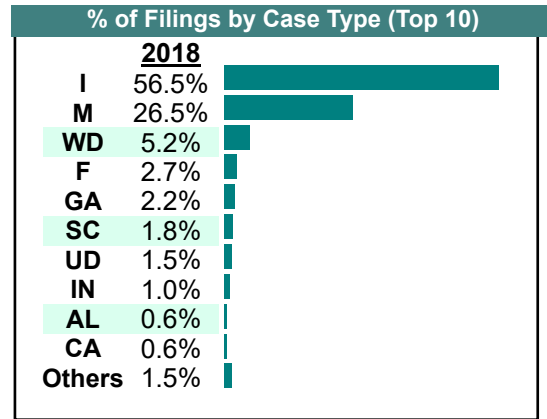
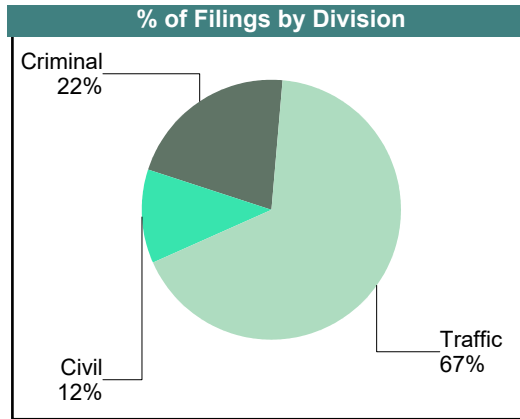
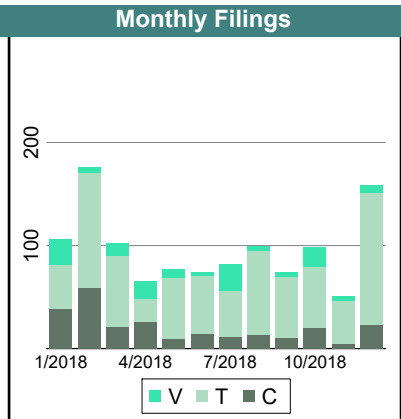
Craig
District: 25
Court ID: 225045

<u>Criminal</u>		Filings	Hearings	Transactions	Concluded	Final Judgmt	Def Judgmt	Cont	Waived
Capias	CA	2	6	6	2	2	-	4	0
Civil Violation	CV	5	19	19	1	1	-	18	0
Felony	F	31	79	79	24	24	-	55	0
Misdemeanor	M	194	431	438	200	193	-	238	7
Show Cause	SC	19	44	44	18	18	-	26	0
Criminal Total		251	579	586	245	238	-	341	7

<u>Traffic</u>		Filings	Hearings	Transactions	Concluded	Final Judgmt	Def Judgmt	Cont	Waived
Capias	CA	5	17	17	2	2	-	15	0
Infraction	I	656	582	767	648	463	-	119	185
Misdemeanor	M	114	271	271	110	110	-	161	0
Show Cause	SC	2	9	9	1	1	-	8	0
Traffic Total		777	879	1,064	761	576	-	303	185

<u>Civil</u>		Filings	Hearings	Transactions	Concluded	Final Judgmt	Def Judgmt	Cont	Waived
Admin License	AL	7	0	7	7	-	-	-	7
Garnishment	GA	26	3	27	24	-	-	3	24
Impoundment	IM	4	0	4	4	-	-	-	4
Interrogatory	IN	12	13	23	10	-	-	13	10
Motion for Judgment	MJ	1	1	2	1	-	-	1	1
Other	OT	5	0	5	5	-	-	-	5
Protective Order	PO	1	1	2	1	-	-	1	1
Prelim Prot Order	PP	1	0	1	1	-	-	-	1
Unlawful Detainer	UD	17	17	23	15	3	6	8	6
Warrant in Debt	WD	60	65	89	68	17	27	21	24
Civil Total		134	100	183	136	20	33	47	83

Craig Totals		1,162	1,558	1,833	1,142	834	33	691	275
---------------------	--	--------------	--------------	--------------	--------------	------------	-----------	------------	------------

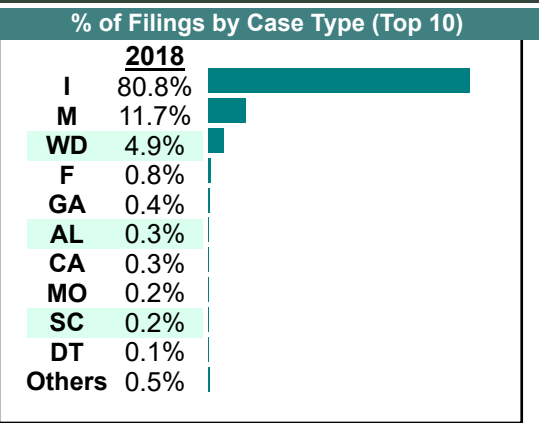
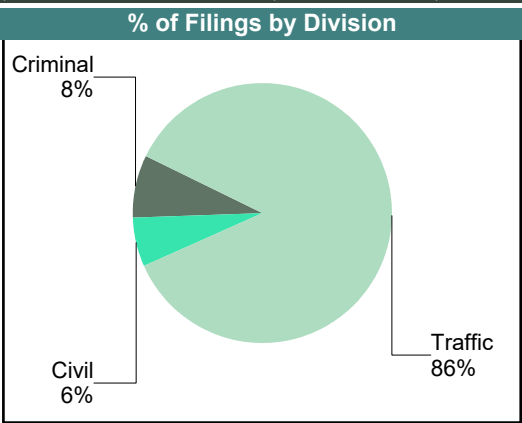
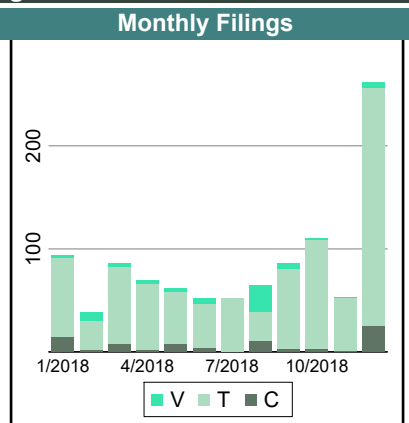


CASELOAD STATISTICS OF THE GENERAL DISTRICT COURTS

January 2018 thru December 2018

Highland
District: 25
Court ID: 225091

<u>Criminal</u>		Filings	Hearings	Transactions	Concluded	Final Judgmt	Def Judgmt	Cont	Waived
Felony	F	7	21	21	8	8	-	13	0
Misdemeanor	M	72	133	140	80	73	-	60	7
Motion	MO	1	1	1	1	1	-	-	0
Show Cause	SC	2	6	6	3	3	-	3	0
Criminal Total		82	161	168	92	85	-	76	7
Traffic									
Capias	CA	3	8	8	4	4	-	4	0
Felony	F	1	2	2	1	1	-	1	0
Infraction	I	831	489	959	804	334	-	155	470
Misdemeanor	M	48	89	89	46	46	-	43	0
Motion	MO	1	1	1	1	1	-	-	0
Restricted O/L	RL	1	1	1	1	1	-	-	0
Traffic Total		885	590	1,060	857	387	-	203	470
Civil									
Admin License	AL	3	0	3	3	-	-	-	3
Detinue	DT	1	1	1	1	1	-	-	0
Garnishment	GA	4	1	5	4	-	-	1	4
Overweight	OC	1	0	1	1	-	-	-	1
Protective Order	PO	1	0	1	1	-	-	-	1
Prelim Prot Order	PP	1	0	1	1	-	-	-	1
Unlawful Detainer	UD	1	1	2	1	-	-	1	1
Warrant in Debt	WD	50	34	60	49	6	17	11	26
Civil Total		62	37	74	61	7	17	13	37
Highland Totals		1,029	788	1,302	1,010	479	17	292	514



CASELOAD STATISTICS OF THE GENERAL DISTRICT COURTS

January 2018 thru December 2018

Rockbridge

District: 25

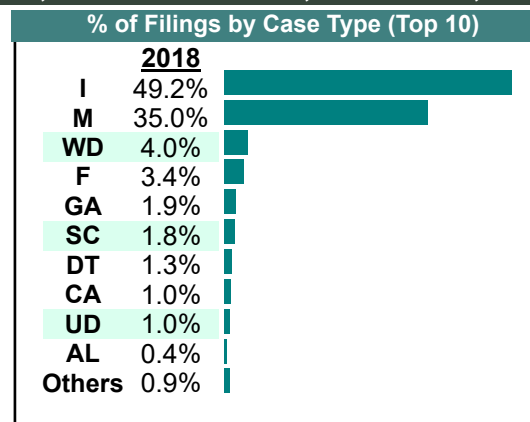
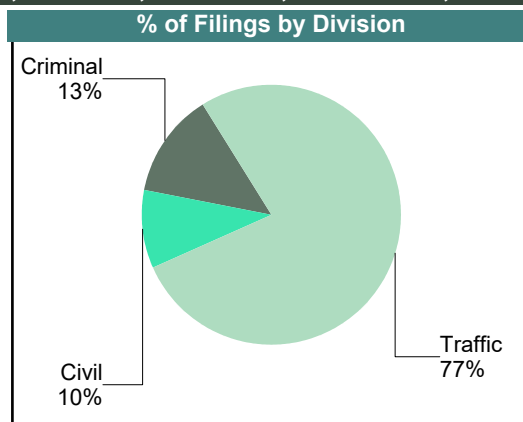
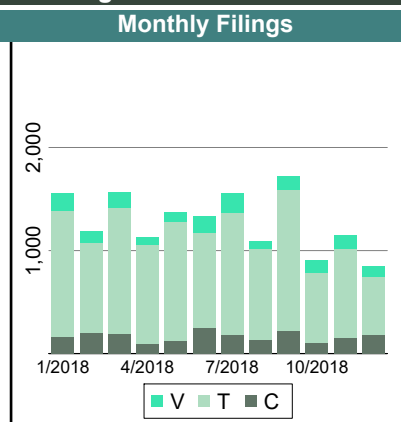
Court ID: 225163

Criminal		Filings	Hearings	Transactions	Concluded	Final Judgmt	Def Judgmt	Cont	Waived
Capias	CA	90	288	288	105	105	-	183	0
Civil Violation	CV	20	56	56	21	21	-	35	0
Felony	F	499	1,171	1,407	418	182	-	988	236
Misdemeanor	M	1,251	2,906	2,956	1,281	1,231	-	1,674	50
Motion	MO	1	1	1	1	1	-	-	0
Show Cause	SC	162	369	369	160	160	-	208	0
Criminal Total		2,023	4,791	5,077	1,986	1,700	-	3,088	286

Traffic		Filings	Hearings	Transactions	Concluded	Final Judgmt	Def Judgmt	Cont	Waived
Capias	CA	65	146	146	66	66	-	80	0
Civil Violation	CV	1	0	1	1	-	-	-	1
Felony	F	20	45	58	25	12	-	33	13
Infraction	I	7,588	5,034	8,754	7,585	3,865	-	1,167	3,720
Misdemeanor	M	4,136	7,468	7,469	4,224	4,223	-	3,243	1
Show Cause	SC	73	125	125	74	74	-	51	0
Traffic Total		11,883	12,818	16,553	11,975	8,240	-	4,574	3,735

Civil		Filings	Hearings	Transactions	Concluded	Final Judgmt	Def Judgmt	Cont	Waived
Abstract	AJ	7	0	7	7	-	-	-	7
Admin License	AL	68	0	68	68	-	-	-	68
Bond Forfeiture	BF	3	6	8	4	2	-	3	2
Capias	CA	6	2	7	6	1	-	1	5
Counter Claim	CC	4	4	7	3	-	-	4	3
Detinue	DT	201	225	313	179	10	81	134	88
Garnishment	GA	299	56	355	299	-	-	55	299
Impoundment	IM	29	0	29	29	-	-	-	29
Interrogatory	IN	33	42	78	36	-	-	42	36
Motion for Judgment	MJ	3	4	5	1	-	-	4	1
Other	OT	6	3	6	6	3	-	-	3
Protective Order	PO	11	0	11	11	-	-	-	11
Prelim Prot Order	PP	17	0	17	17	-	-	-	17
Petition-Restore Arms	PR	1	0	1	1	-	-	-	1
Show Cause	SC	46	30	72	43	-	1	29	42
Tenants Assertion	TA	4	6	8	3	1	-	5	2
Unlawful Detainer	UD	148	159	214	143	38	50	71	55
Warrant in Debt	WD	619	688	871	570	73	314	301	183
Zoning Viol	ZO	1	1	2	1	-	-	1	1
Civil Total		1,506	1,226	2,079	1,427	128	446	650	853

Rockbridge Totals	15,412	18,835	23,709	15,388	10,068	446	8,312	4,874
--------------------------	---------------	---------------	---------------	---------------	---------------	------------	--------------	--------------



CASELOAD STATISTICS OF THE GENERAL DISTRICT COURTS

January 2018 thru December 2018

Stanton

District: 25

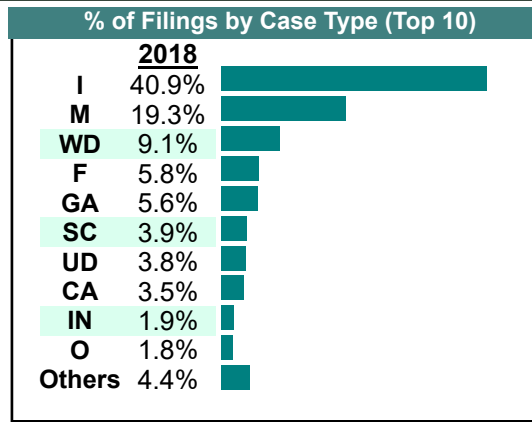
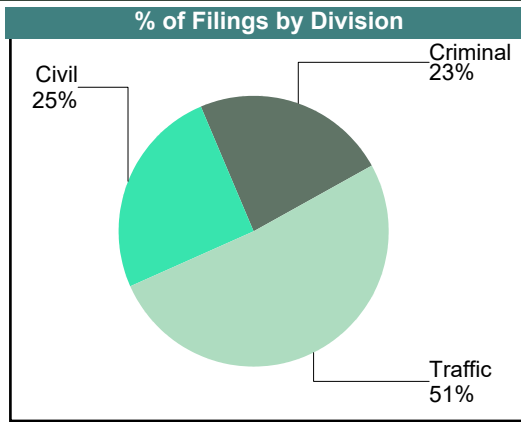
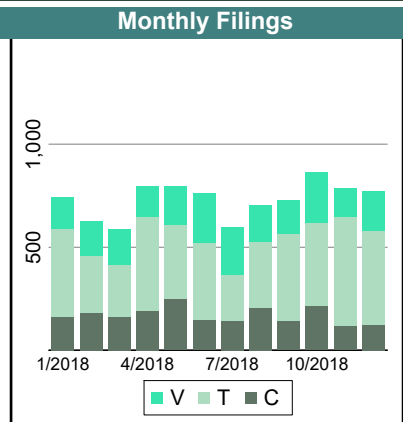
Court ID: 225790

<u>Criminal</u>		Filings	Hearings	Transactions	Concluded	Final Judgmt	Def Judgmt	Cont	Waived
Capias	CA	234	640	640	231	231	-	409	0
Civil Violation	CV	46	86	86	39	39	-	47	0
Felony	F	494	1,610	1,610	605	605	-	1,004	0
Misdemeanor	M	1,034	2,909	2,941	1,007	975	-	1,928	32
Motion	MO	37	37	37	35	35	-	1	0
Show Cause	SC	199	563	563	172	172	-	391	0
Criminal Total		2,044	5,845	5,877	2,089	2,057	-	3,780	32

<u>Traffic</u>		Filings	Hearings	Transactions	Concluded	Final Judgmt	Def Judgmt	Cont	Waived
Capias	CA	54	155	155	62	62	-	92	0
Felony	F	13	27	27	9	9	-	18	0
Infraction	I	3,579	2,908	4,464	3,474	1,918	-	989	1,556
Misdemeanor	M	654	1,374	1,374	557	557	-	817	0
Motion	MO	3	3	3	3	3	-	-	0
Other	O	159	160	160	159	159	-	1	0
Restricted O/L	RL	2	2	2	2	2	-	-	0
Show Cause	SC	27	81	81	35	35	-	46	0
Traffic Total		4,491	4,710	6,266	4,301	2,745	-	1,963	1,556

<u>Civil</u>		Filings	Hearings	Transactions	Concluded	Final Judgmt	Def Judgmt	Cont	Waived
Abstract	AJ	57	0	57	57	-	-	-	57
Admin License	AL	61	2	62	60	-	-	1	60
Bond Forfeiture	BF	6	5	10	6	1	-	4	5
Capias	CA	19	9	25	16	-	-	9	16
Detinue	DT	60	66	99	67	5	29	32	33
Garnishment	GA	492	1	493	492	-	-	1	492
Impoundment	IM	9	0	9	9	-	-	-	9
Interrogatory	IN	169	238	393	155	-	-	238	155
Motion for Judgment	MJ	5	4	5	4	-	3	1	1
Other	OT	8	0	8	8	-	-	-	8
Protective Order	PO	37	6	44	38	-	-	2	38
Prelim Prot Order	PP	50	15	65	50	-	-	1	50
Petition-Restore Arms	PR	1	0	1	1	-	-	-	1
Show Cause	SC	115	107	207	100	-	-	107	100
Tenants Assertion	TA	3	3	5	2	-	-	3	2
Third Party Claim	TH	1	0	1	1	-	-	-	1
Unlawful Detainer	UD	333	348	483	350	95	120	133	135
Warrant in Debt	WD	793	879	1,094	811	79	517	283	215
Civil Total		2,219	1,683	3,061	2,227	180	669	815	1,378

Stanton Totals	8,754	12,238	15,204	8,617	4,982	669	6,558	2,966
-----------------------	--------------	---------------	---------------	--------------	--------------	------------	--------------	--------------



CASELOAD STATISTICS OF THE GENERAL DISTRICT COURTS

January 2018 thru December 2018

Waynesboro

District: 25

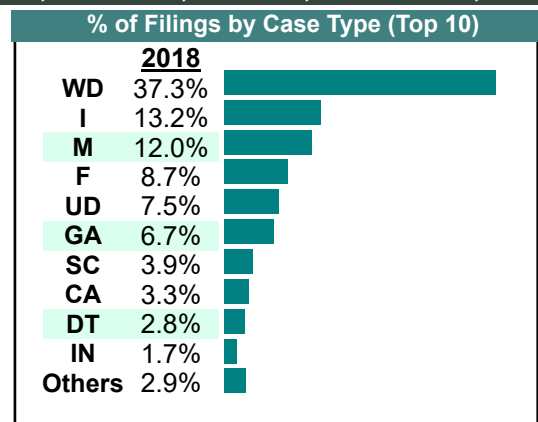
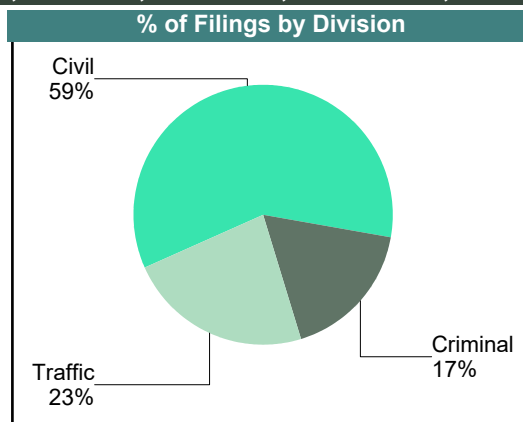
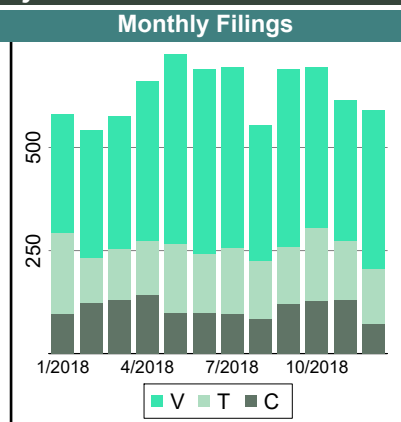
Court ID: 225820

<u>Criminal</u>		<u>Filings</u>	<u>Hearings</u>	<u>Transactions</u>	<u>Concluded</u>	<u>Final Judgmt</u>	<u>Def Judgmt</u>	<u>Cont</u>	<u>Waived</u>
Capias	CA	151	344	344	153	153	-	190	0
Civil Violation	CV	5	5	5	5	5	-	-	0
Felony	F	644	1,910	1,910	637	637	-	1,273	0
Misdemeanor	M	456	1,134	1,150	485	469	-	665	16
Show Cause	SC	71	175	175	77	77	-	98	0
Criminal Total		1,327	3,568	3,584	1,357	1,341	-	2,226	16

<u>Traffic</u>		<u>Filings</u>	<u>Hearings</u>	<u>Transactions</u>	<u>Concluded</u>	<u>Final Judgmt</u>	<u>Def Judgmt</u>	<u>Cont</u>	<u>Waived</u>
Capias	CA	88	223	223	83	83	-	140	0
Civil Violation	CV	10	31	31	10	10	-	21	0
Felony	F	15	47	47	19	19	-	28	0
Infraction	I	1,003	814	1,233	972	553	-	261	419
Misdemeanor	M	457	1,359	1,359	459	459	-	900	0
Other	O	51	51	51	51	51	-	-	0
Restricted O/L	RL	2	2	2	2	2	-	-	0
Show Cause	SC	134	361	361	123	123	-	238	0
Traffic Total		1,760	2,888	3,307	1,719	1,300	-	1,588	419

<u>Civil</u>		<u>Filings</u>	<u>Hearings</u>	<u>Transactions</u>	<u>Concluded</u>	<u>Final Judgmt</u>	<u>Def Judgmt</u>	<u>Cont</u>	<u>Waived</u>
Abstract	AJ	13	0	13	13	-	-	-	13
Admin License	AL	40	0	40	40	-	-	-	40
Bond Forfeiture	BF	0	0	1	1	-	-	-	1
Capias	CA	14	16	30	14	-	-	16	14
Counter Claim	CC	3	1	4	3	-	-	1	3
Detinue	DT	214	208	264	216	14	146	48	56
Garnishment	GA	512	2	516	514	-	-	2	514
Impoundment	IM	6	0	6	6	-	-	-	6
Interrogatory	IN	130	124	260	136	-	-	123	136
Motion for Judgment	MJ	13	11	20	11	2	-	9	9
Other	OT	7	2	9	7	-	-	2	7
Protective Order	PO	27	4	31	27	-	-	4	27
Prelim Prot Order	PP	42	28	74	46	-	-	28	46
Petition-Restore Arms	PR	1	1	2	1	-	-	1	1
Show Cause	SC	95	55	151	96	-	-	55	96
Tenants Assertion	TA	2	1	3	2	-	-	1	2
Unlawful Detainer	UD	570	495	768	554	71	210	214	273
Warrant in Debt	WD	2,838	2,895	3,660	2,749	162	1,822	911	765
Civil Total		4,527	3,843	5,852	4,436	249	2,178	1,415	2,009

Waynesboro Totals	7,614	10,299	12,743	7,512	2,890	2,178	5,229	2,444
--------------------------	--------------	---------------	---------------	--------------	--------------	--------------	--------------	--------------



CASELOAD STATISTICS OF THE GENERAL DISTRICT COURTS

January 2018 thru December 2018 Filing Comparison

District: 25

Filings by Court & Division

	Alleghany	Augusta	Bath	Botetourt	Buena Vista	Craig	Highland	Rockbridge	Staunton	Waynesboro	Total	
C	Misdemeanor	919 14%	1,275 20%	196 3%	855 13%	275 4%	194 3%	72 1%	1,251 19%	1,034 16%	456 7%	6,527
	Felony	233 7%	877 27%	33 1%	303 9%	106 3%	31 1%	7 0%	499 15%	494 15%	644 20%	3,227
	Show Cause	74 7%	341 32%	8 1%	176 16%	28 3%	19 2%	2 0%	162 15%	199 18%	71 7%	1,080
	Capias	44 5%	264 29%	1 0%	106 12%	28 3%	2 0%	- 0%	90 10%	234 25%	151 16%	920
	Civil Violation	15 10%	34 23%	2 1%	18 12%	- 0%	5 3%	- 0%	20 14%	46 32%	5 3%	145
	Motion	- 0%	- 0%	- 0%	13 25%	- 0%	- 0%	1 2%	1 2%	37 71%	- 0%	52
	Other	- 0%	3 100%	- 0%	- 0%	- 0%	- 0%	- 0%	- 0%	- 0%	- 0%	3
	Total	1,285 11%	2,794 23%	240 2%	1,471 12%	437 4%	251 2%	82 1%	2,023 17%	2,044 17%	1,327 11%	11,954
T	Infraction	4,522 11%	10,675 26%	1,741 4%	9,155 23%	883 2%	656 2%	831 2%	7,588 19%	3,579 9%	1,003 2%	40,633
	Misdemeanor	1,251 11%	2,033 18%	135 1%	1,993 18%	172 2%	114 1%	48 0%	4,136 38%	654 6%	457 4%	10,993
	Show Cause	9 2%	185 40%	1 0%	11 2%	18 4%	2 0%	- 0%	73 16%	27 6%	134 29%	460
	Other	- 0%	247 54%	- 0%	- 0%	- 0%	- 0%	- 0%	- 0%	159 35%	51 11%	457
	Capias	38 9%	152 37%	4 1%	2 0%	5 1%	5 1%	3 1%	65 16%	54 13%	88 21%	416
	Felony	6 6%	33 31%	- 0%	13 12%	5 5%	- 0%	1 1%	20 19%	13 12%	15 14%	106
	Civil Violation	2 7%	5 17%	- 0%	7 24%	4 14%	- 0%	- 0%	1 3%	- 0%	10 34%	29
	Restricted O/L	- 0%	3 23%	- 0%	5 38%	- 0%	- 0%	1 8%	- 0%	2 15%	2 15%	13
	Motion	- 0%	- 0%	- 0%	- 0%	- 0%	- 0%	1 25%	- 0%	3 75%	- 0%	4
Total	5,828 11%	13,333 25%	1,881 4%	11,186 21%	1,087 2%	777 1%	885 2%	11,883 22%	4,491 8%	1,760 3%	53,111	
V	Warrant in Debt	485 7%	1,101 16%	246 4%	532 8%	126 2%	60 1%	50 1%	619 9%	793 12%	2,838 41%	6,850
	Garnishment	227 11%	352 17%	13 1%	139 7%	54 3%	26 1%	4 0%	299 14%	492 23%	512 24%	2,118
	Unlawful Detainer	232 12%	479 25%	6 0%	89 5%	76 4%	17 1%	1 0%	148 8%	333 17%	570 29%	1,951
	Detinue	87 13%	112 16%	- 0%	7 1%	4 1%	- 0%	1 0%	201 29%	60 9%	214 31%	686
	Interrogatory	6 1%	141 26%	1 0%	58 11%	1 0%	12 2%	- 0%	33 6%	169 31%	130 24%	551

	Alleghany	Augusta	Bath	Botetourt	Buena Vista	Craig	Highland	Rockbridge	Staunton	Waynesboro	Total
V Admin License	42	67	3	40	21	7	3	68	61	40	352
	12%	19%	1%	11%	6%	2%	1%	19%	17%	11%	
Show Cause	11	60	-	1	2	-	-	46	115	95	330
	3%	18%	0%	0%	1%	0%	0%	14%	35%	29%	
Prelim Prot Order	30	73	2	23	6	1	1	17	50	42	245
	12%	30%	1%	9%	2%	0%	0%	7%	20%	17%	
Protective Order	17	54	-	22	5	1	1	11	37	27	175
	10%	31%	0%	13%	3%	1%	1%	6%	21%	15%	
Abstract	5	44	-	5	4	-	-	7	57	13	135
	4%	33%	0%	4%	3%	0%	0%	5%	42%	10%	
Impoundment	-	15	3	25	1	4	-	29	9	6	92
	0%	16%	3%	27%	1%	4%	0%	32%	10%	7%	
Overweight	4	2	2	74	-	-	1	-	-	-	83
	5%	2%	2%	89%	0%	0%	1%	0%	0%	0%	
Other	5	11	2	13	3	5	-	6	8	7	60
	8%	18%	3%	22%	5%	8%	0%	10%	13%	12%	
Capias	1	9	-	-	-	-	-	6	19	14	49
	2%	18%	0%	0%	0%	0%	0%	12%	39%	29%	
Motion for Judgment	1	14	-	-	1	1	-	3	5	13	38
	3%	37%	0%	0%	3%	3%	0%	8%	13%	34%	
Petition-Restore Arms	-	7	-	1	4	-	-	1	1	1	15
	0%	47%	0%	7%	27%	0%	0%	7%	7%	7%	
Counter Claim	1	5	-	1	-	-	-	4	-	3	14
	7%	36%	0%	7%	0%	0%	0%	29%	0%	21%	
Bond Forfeiture	3	-	-	-	-	-	-	3	6	-	12
	25%	0%	0%	0%	0%	0%	0%	25%	50%	0%	
Tenants Assertion	1	1	-	-	-	-	-	4	3	2	11
	9%	9%	0%	0%	0%	0%	0%	36%	27%	18%	
Third Party Claim	-	-	-	-	-	-	-	-	1	-	1
	0%	0%	0%	0%	0%	0%	0%	0%	100%	0%	
Zoning Viol	-	-	-	-	-	-	-	1	-	-	1
	0%	0%	0%	0%	0%	0%	0%	100%	0%	0%	
Total	1,158	2,547	278	1,030	308	134	62	1,506	2,219	4,527	13,769
	8%	18%	2%	7%	2%	1%	0%	11%	16%	33%	
Total	8,271	18,674	2,399	13,687	1,832	1,162	1,029	15,412	8,754	7,614	78,834
	10%	24%	3%	17%	2%	1%	1%	20%	11%	10%	

CASELOAD STATISTICS OF THE GENERAL DISTRICT COURTS

January 2018 thru December 2018

Clarke

District: **26**

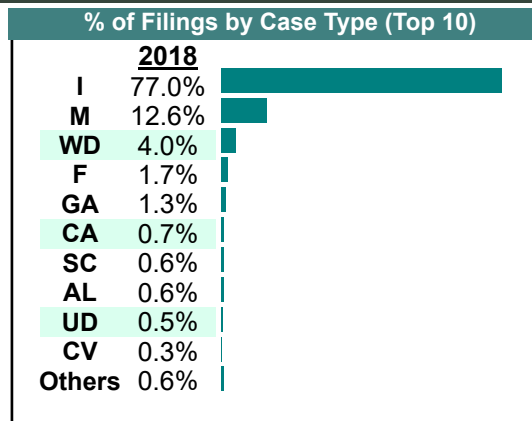
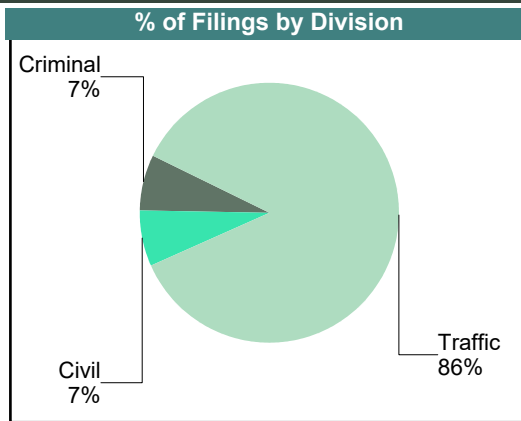
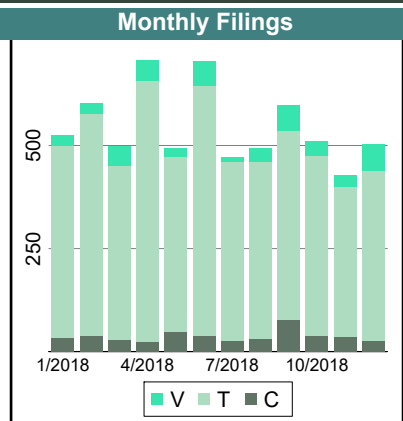
Court ID: **226043**

<u>Criminal</u>		Filings	Hearings	Transactions	Concluded	Final Judgmt	Def Judgmt	Cont	Waived
Capias	CA	32	89	89	35	35	-	54	0
Civil Violation	CV	18	50	51	14	13	-	37	1
Felony	F	104	295	295	86	86	-	209	0
Misdemeanor	M	262	665	698	250	217	-	445	33
Motion	MO	1	1	1	1	1	-	-	0
Show Cause	SC	31	113	113	31	31	-	82	0
Criminal Total		448	1,213	1,247	417	383	-	827	34

<u>Traffic</u>		Filings	Hearings	Transactions	Concluded	Final Judgmt	Def Judgmt	Cont	Waived
Capias	CA	13	57	57	14	14	-	43	0
Felony	F	6	15	15	4	4	-	11	0
Infraction	I	5,035	2,783	5,909	5,027	1,901	-	882	3,126
Misdemeanor	M	562	1,145	1,145	557	557	-	583	0
Motion	MO	1	1	1	1	1	-	-	0
Show Cause	SC	9	15	15	6	6	-	9	0
Traffic Total		5,626	4,016	7,142	5,609	2,483	-	1,528	3,126

<u>Civil</u>		Filings	Hearings	Transactions	Concluded	Final Judgmt	Def Judgmt	Cont	Waived
Abstract	AJ	1	0	1	1	-	-	-	1
Admin License	AL	40	0	40	40	-	-	-	40
Bond Forfeiture	BF	5	5	7	2	-	-	5	2
Detinue	DT	1	1	2	1	-	-	1	1
Garnishment	GA	88	12	102	90	-	-	12	90
Impoundment	IM	9	0	9	9	-	-	-	9
Interrogatory	IN	2	1	2	1	-	-	1	1
Motion for Judgment	MJ	1	1	1	0	-	-	1	0
Overweight	OC	1	0	1	1	-	-	-	1
Other	OT	1	1	2	1	-	-	1	1
Protective Order	PO	5	0	5	5	-	-	-	5
Prelim Prot Order	PP	11	5	15	10	-	-	2	10
Show Cause	SC	1	0	1	1	-	-	-	1
Tenants Assertion	TA	1	1	2	1	-	-	1	1
Unlawful Detainer	UD	31	40	50	27	8	9	23	10
Warrant in Debt	WD	264	319	412	255	24	138	155	93
Civil Total		462	386	652	445	32	147	202	266

Clarke Totals	6,536	5,615	9,041	6,471	2,898	147	2,557	3,426
----------------------	--------------	--------------	--------------	--------------	--------------	------------	--------------	--------------



CASELOAD STATISTICS OF THE GENERAL DISTRICT COURTS

January 2018 thru December 2018

Frederick

District: **26**

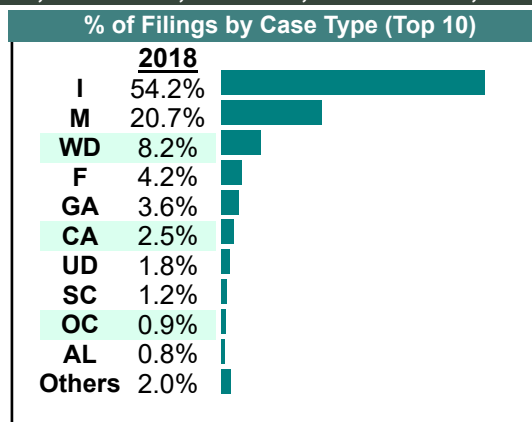
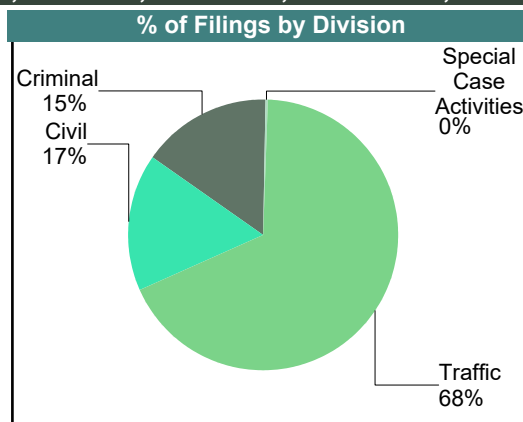
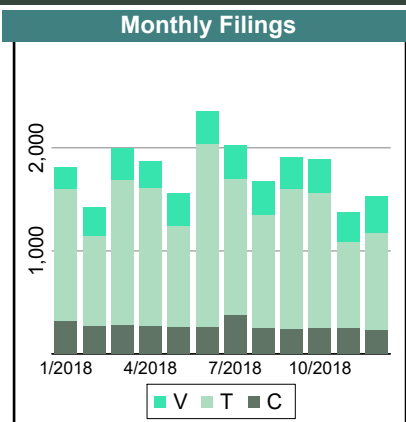
Court ID: **226069**

<u>Criminal</u>		Filings	Hearings	Transactions	Concluded	Final Judgmt	Def Judgmt	Cont	Waived
Capias	CA	389	987	987	416	416	-	571	0
Civil Violation	CV	50	127	128	47	46	-	81	1
Felony	F	864	2,763	2,792	906	877	-	1,886	29
Misdemeanor	M	1,770	4,734	4,822	1,822	1,734	-	3,000	88
Motion	MO	57	58	58	57	57	-	1	0
Show Cause	SC	159	408	408	158	158	-	250	0
Criminal Total		3,289	9,077	9,195	3,406	3,288	-	5,789	118

<u>Traffic</u>		Filings	Hearings	Transactions	Concluded	Final Judgmt	Def Judgmt	Cont	Waived
Capias	CA	145	297	297	140	140	-	157	0
Civil Violation	CV	3	1	3	3	1	-	-	2
Felony	F	36	124	124	31	31	-	93	0
Infraction	I	11,601	7,011	13,128	11,581	5,464	-	1,547	6,117
Misdemeanor	M	2,649	4,867	4,873	2,665	2,659	-	2,208	6
Motion	MO	1	1	1	1	1	-	-	0
Other	O	3	4	4	3	3	-	1	0
Restricted O/L	RL	5	5	5	5	5	-	-	0
Show Cause	SC	58	138	138	53	53	-	85	0
Traffic Total		14,501	12,448	18,573	14,482	8,357	-	4,091	6,125

<u>Civil</u>		Filings	Hearings	Transactions	Concluded	Final Judgmt	Def Judgmt	Cont	Waived
Abstract	AJ	15	0	15	15	-	-	-	15
Admin License	AL	178	1	178	177	-	-	1	177
Bond Forfeiture	BF	10	12	20	10	-	2	10	8
Capias	CA	1	0	3	3	-	-	-	3
Detinue	DT	10	8	19	12	1	-	7	11
Garnishment	GA	764	228	962	734	-	-	228	734
Impoundment	IM	43	0	43	43	-	-	-	43
Interrogatory	IN	30	41	73	32	-	-	41	32
Mental Commitment	MC	74							
Overweight	OC	188	146	364	218	-	-	146	218
Other	OT	17	0	17	17	-	-	-	17
Protective Order	PO	58	28	89	61	-	-	28	61
Prelim Prot Order	PP	59	0	60	60	-	-	-	60
Petition-Restore Arms	PR	2	1	3	2	-	-	1	2
Show Cause	SC	33	21	49	30	-	2	19	28
Tenants Assertion	TA	0	3	3	1	1	-	2	0
Unlawful Detainer	UD	382	332	501	381	76	136	120	169
Warrant in Debt	WD	1,744	2,000	2,469	1,709	157	1,083	760	469
Civil Total		3,608	2,831	4,960	3,587	235	1,223	1,373	2,129

Frederick Totals		21,398	24,356	32,728	21,475	11,880	1,223	11,253	8,372
-------------------------	--	---------------	---------------	---------------	---------------	---------------	--------------	---------------	--------------



CASELOAD STATISTICS OF THE GENERAL DISTRICT COURTS

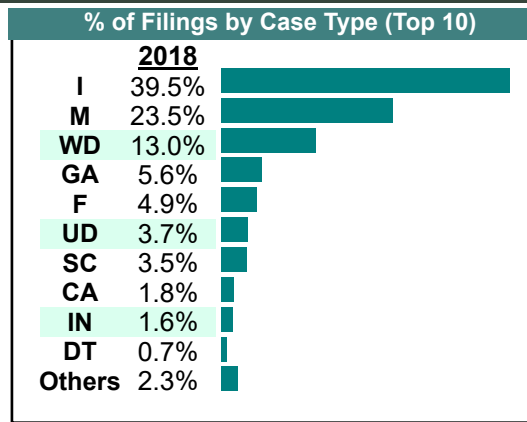
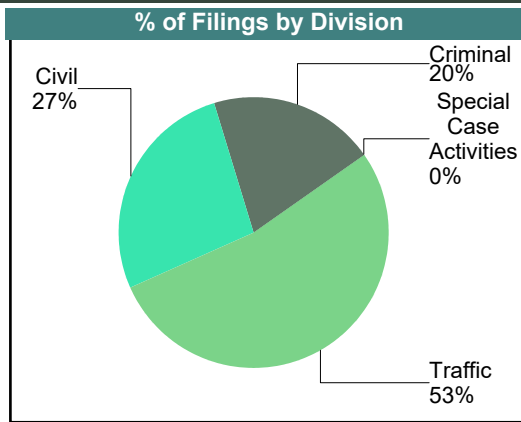
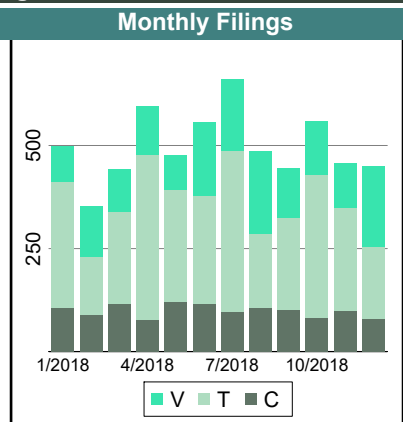
January 2018 thru December 2018

Criminal		Filings	Hearings	Transactions	Concluded	Final Judgmt	Def Judgmt	Cont	Waived
Capias	CA	83	337	337	92	92	-	245	0
Civil Violation	CV	14	42	42	13	13	-	29	0
Felony	F	281	1,065	1,065	328	328	-	737	0
Misdemeanor	M	678	1,837	1,861	702	678	-	1,159	24
Show Cause	SC	129	467	467	141	141	-	325	0
Criminal Total		1,185	3,748	3,772	1,276	1,252	-	2,495	24

Traffic		Filings	Hearings	Transactions	Concluded	Final Judgmt	Def Judgmt	Cont	Waived
Capias	CA	21	72	72	25	25	-	47	0
Civil Violation	CV	2	2	2	1	1	-	1	0
Felony	F	13	44	44	14	14	-	30	0
Infraction	I	2,363	1,493	2,740	2,357	1,110	-	383	1,247
Misdemeanor	M	727	1,383	1,383	751	751	-	631	0
Show Cause	SC	52	156	156	71	71	-	85	0
Traffic Total		3,178	3,150	4,397	3,219	1,972	-	1,177	1,247

Civil		Filings	Hearings	Transactions	Concluded	Final Judgmt	Def Judgmt	Cont	Waived
Abstract	AJ	10	0	10	10	-	-	-	10
Admin License	AL	27	0	27	27	-	-	-	27
Bond Forfeiture	BF	4	0	4	4	-	-	-	4
Capias	CA	2	1	3	2	-	-	1	2
Counter Claim	CC	4	5	9	4	-	-	5	4
Detinue	DT	42	47	68	40	9	10	28	21
Garnishment	GA	334	24	350	326	-	-	22	326
Impoundment	IM	9	0	9	9	-	-	-	9
Interrogatory	IN	96	49	150	101	-	-	49	101
Mental Commitment	MC	1							
Motion for Judgment	MJ	1	1	1	1	-	1	-	0
Overweight	OC	4	2	6	4	-	-	2	4
Other	OT	6	1	7	6	-	-	1	6
Protective Order	PO	22	5	28	23	-	-	3	23
Prelim Prot Order	PP	26	2	28	26	-	-	-	26
Petition-Restore Arms	PR	2	0	2	2	-	-	-	2
Show Cause	SC	29	10	38	28	-	-	10	28
Tenants Assertion	TA	3	4	7	3	-	-	4	3
Unlawful Detainer	UD	220	261	316	221	101	65	95	55
Warrant in Debt	WD	775	889	1,078	750	97	464	328	189
Civil Total		1,617	1,301	2,142	1,588	207	540	548	841

Page Totals	5,980	8,199	10,311	6,083	3,431	540	4,220	2,112
--------------------	--------------	--------------	---------------	--------------	--------------	------------	--------------	--------------



CASELOAD STATISTICS OF THE GENERAL DISTRICT COURTS

January 2018 thru December 2018

Rockingham

District: 26

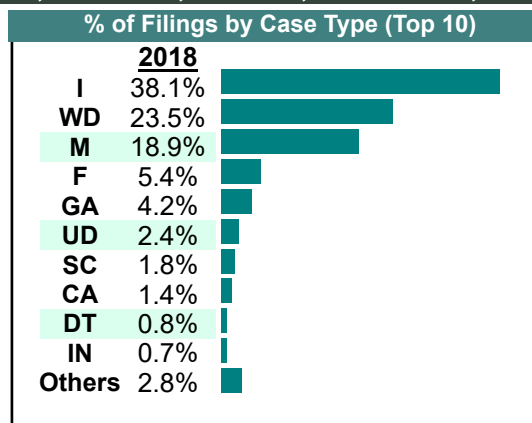
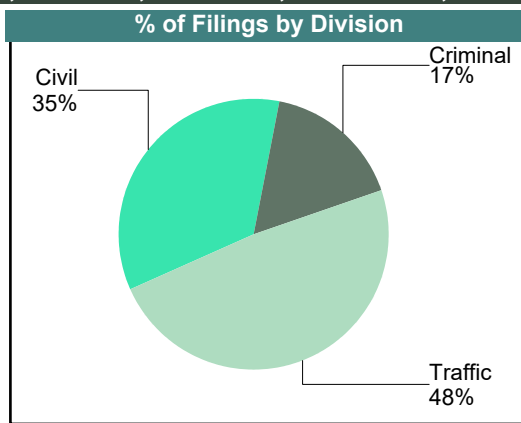
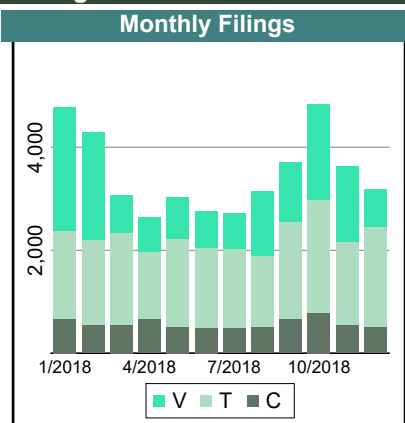
Court ID: 226165

<u>Criminal</u>		Filings	Hearings	Transactions	Concluded	Final Judgmt	Def Judgmt	Cont	Waived
Capias	CA	449	1,554	1,554	415	415	-	1,139	0
Civil Violation	CV	57	171	171	54	54	-	117	0
Felony	F	2,151	7,524	8,172	1,781	1,133	-	6,391	648
Misdemeanor	M	3,865	10,804	11,001	3,851	3,654	-	7,150	197
Motion	MO	1	1	1	1	1	-	-	0
Show Cause	SC	449	1,324	1,324	459	459	-	865	0
Criminal Total		6,972	21,378	22,223	6,561	5,716	-	15,662	845

<u>Traffic</u>		Filings	Hearings	Transactions	Concluded	Final Judgmt	Def Judgmt	Cont	Waived
Capias	CA	112	412	412	129	129	-	283	0
Civil Violation	CV	2	2	2	2	2	-	-	0
Felony	F	84	370	394	88	64	-	306	24
Infraction	I	15,914	13,448	19,414	15,968	10,002	-	3,446	5,966
Misdemeanor	M	4,022	7,750	7,751	3,996	3,995	-	3,755	1
Motion	MO	2	2	2	2	2	-	-	0
Restricted O/L	RL	15	15	15	15	15	-	-	0
Show Cause	SC	95	260	260	86	86	-	174	0
Traffic Total		20,246	22,259	28,250	20,286	14,295	-	7,964	5,991

<u>Civil</u>		Filings	Hearings	Transactions	Concluded	Final Judgmt	Def Judgmt	Cont	Waived
Abstract	AJ	113	0	113	113	-	-	-	113
Admin License	AL	275	0	276	276	-	-	-	276
Bond Forfeiture	BF	114	137	240	107	-	4	132	103
Capias	CA	16	47	65	18	-	-	47	18
Counter Claim	CC	20	26	43	19	2	-	24	17
Distress Seizure	DS	1	0	1	1	-	-	-	1
Detinue	DT	318	230	432	324	15	107	108	202
Garnishment	GA	1,736	452	2,161	1,709	-	-	452	1,709
Impoundment	IM	130	0	130	130	-	-	-	130
Interrogatory	IN	310	443	713	270	-	-	443	270
Motion for Judgment	MJ	31	36	53	26	5	4	27	17
Overweight	OC	6	1	6	5	-	-	1	5
Other	OT	48	19	70	51	-	-	19	51
Protective Order	PO	163	4	166	162	-	-	4	162
Prelim Prot Order	PP	180	1	181	180	-	-	1	180
Petition-Restore Arms	PR	0	0	1	1	-	-	-	1
Show Cause	SC	228	271	468	204	-	7	264	197
Tenants Assertion	TA	8	5	13	8	-	-	5	8
Third Party Claim	TH	3	6	7	3	2	-	4	1
Unlawful Detainer	UD	1,015	1,187	1,744	1,000	147	296	744	557
Warrant in Debt	WD	9,828	6,613	12,088	9,867	309	4,083	2,221	5,475
Civil Total		14,543	9,478	18,971	14,474	480	4,501	4,496	9,493

Rockingham Totals		41,761	53,115	69,444	41,321	20,491	4,501	28,122	16,329
--------------------------	--	---------------	---------------	---------------	---------------	---------------	--------------	---------------	---------------



CASELOAD STATISTICS OF THE GENERAL DISTRICT COURTS

January 2018 thru December 2018

Shenandoah

District: 26

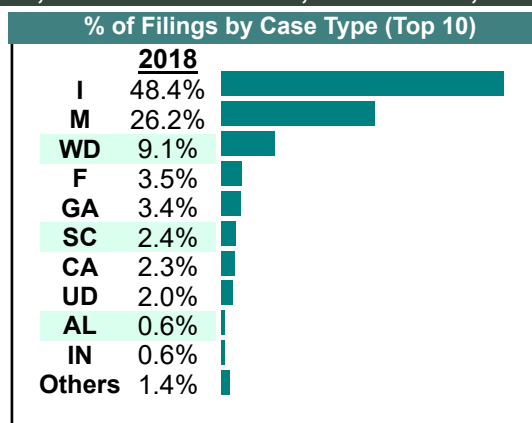
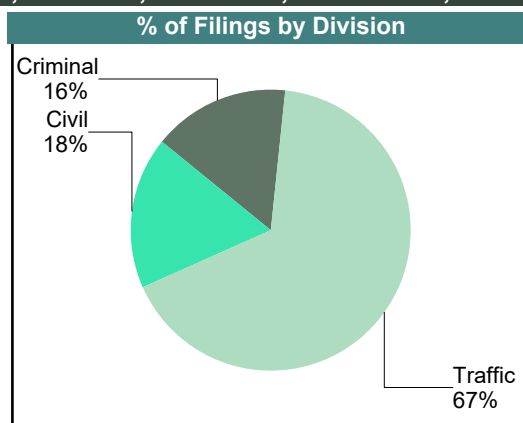
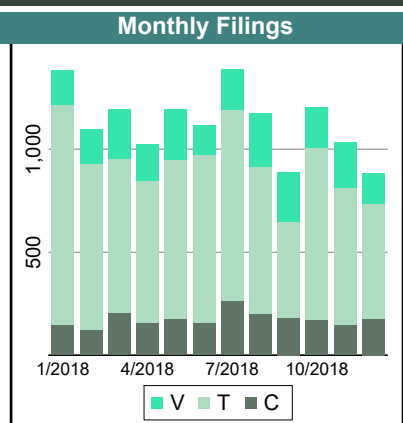
Court ID: 226171

<u>Criminal</u>		Filings	Hearings	Transactions	Concluded	Final Judgmt	Def Judgmt	Cont	Waived
Capias	CA	236	509	509	246	246	-	263	0
Civil Violation	CV	33	75	75	38	38	-	37	0
Felony	F	457	2,205	2,205	566	566	-	1,639	0
Misdemeanor	M	1,206	4,106	4,165	1,398	1,339	-	2,766	59
Show Cause	SC	189	522	522	181	181	-	341	0
Criminal Total		2,121	7,417	7,476	2,429	2,370	-	5,046	59

<u>Traffic</u>		Filings	Hearings	Transactions	Concluded	Final Judgmt	Def Judgmt	Cont	Waived
Capias	CA	63	212	212	63	63	-	149	0
Civil Violation	CV	4	4	4	4	4	-	-	0
Felony	F	17	73	73	17	17	-	56	0
Infraction	I	6,576	5,031	8,304	6,703	3,430	-	1,601	3,273
Misdemeanor	M	2,355	4,918	4,918	2,453	2,453	-	2,465	0
Show Cause	SC	47	139	139	57	57	-	82	0
Traffic Total		9,062	10,377	13,650	9,297	6,024	-	4,353	3,273

<u>Civil</u>		Filings	Hearings	Transactions	Concluded	Final Judgmt	Def Judgmt	Cont	Waived
Abstract	AJ	31	0	31	31	-	-	-	31
Admin License	AL	80	2	82	80	-	-	2	80
Bond Forfeiture	BF	20	23	39	17	-	1	22	16
Capias	CA	8	33	40	7	-	-	33	7
Detinue	DT	12	10	20	11	-	1	9	10
Garnishment	GA	464	93	549	456	-	-	93	456
Impoundment	IM	10	0	10	10	-	-	-	10
Interrogatory	IN	77	215	300	85	-	-	215	85
Motion for Judgment	MJ	20	15	26	18	1	6	8	11
Overweight	OC	2	0	2	2	-	-	-	2
Other	OT	12	2	14	12	-	-	2	12
Protective Order	PO	17	0	19	19	-	-	-	19
Prelim Prot Order	PP	32	24	54	30	-	-	21	30
Petition-Restore Arms	PR	2	2	5	3	-	-	2	3
Show Cause	SC	90	159	236	80	-	3	156	77
Tenants Assertion	TA	1	1	2	1	-	-	1	1
Unlawful Detainer	UD	278	292	382	278	64	124	104	90
Warrant in Debt	WD	1,238	1,307	1,675	1,241	89	784	434	368
Civil Total		2,394	2,178	3,486	2,381	154	919	1,102	1,308

Shenandoah Totals		13,577	19,972	24,612	14,107	8,548	919	10,501	4,640
--------------------------	--	---------------	---------------	---------------	---------------	--------------	------------	---------------	--------------



CASELOAD STATISTICS OF THE GENERAL DISTRICT COURTS

January 2018 thru December 2018

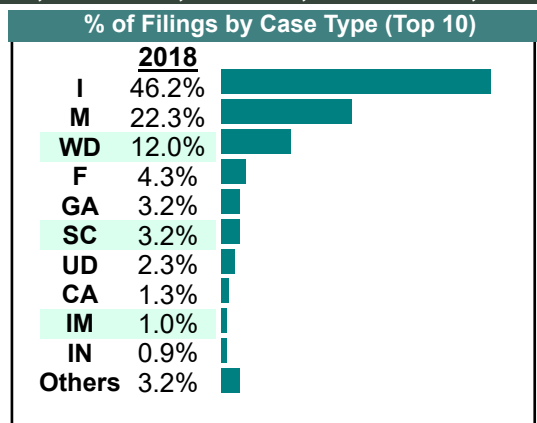
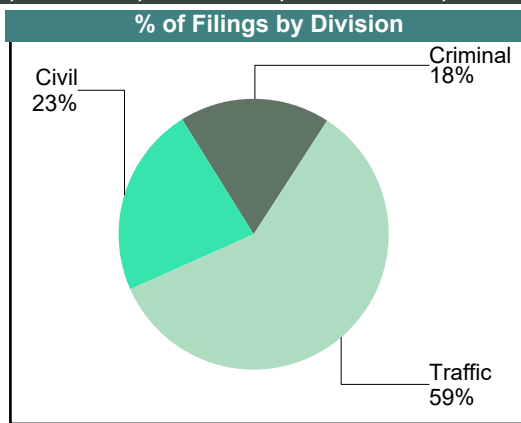
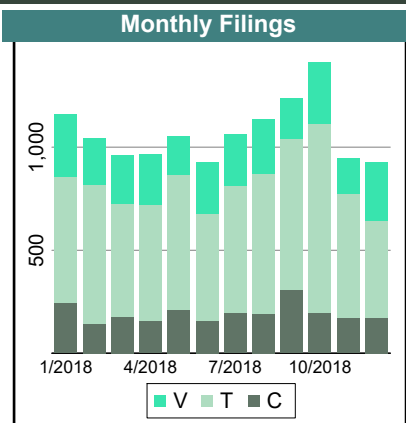
Warren
District: 26
Court ID: 226187

<u>Criminal</u>		Filings	Hearings	Transactions	Concluded	Final Judgmt	Def Judgmt	Cont	Waived
Capias	CA	107	339	339	128	128	-	211	0
Civil Violation	CV	64	132	133	57	56	-	76	1
Felony	F	531	1,733	1,733	548	548	-	1,185	0
Misdemeanor	M	1,413	3,175	3,258	1,396	1,313	-	1,861	83
Show Cause	SC	217	711	711	243	243	-	467	0
Criminal Total		2,332	6,090	6,174	2,372	2,288	-	3,800	84

<u>Traffic</u>		Filings	Hearings	Transactions	Concluded	Final Judgmt	Def Judgmt	Cont	Waived
Capias	CA	54	152	152	65	65	-	87	0
Civil Violation	CV	8	9	10	8	7	-	2	1
Felony	F	17	59	59	18	18	-	41	0
Infraction	I	5,936	3,449	6,631	5,906	2,724	-	725	3,182
Misdemeanor	M	1,456	2,642	2,644	1,427	1,425	-	1,217	2
Show Cause	SC	119	274	274	118	118	-	156	0
Traffic Total		7,590	6,585	9,770	7,542	4,357	-	2,228	3,185

<u>Civil</u>		Filings	Hearings	Transactions	Concluded	Final Judgmt	Def Judgmt	Cont	Waived
Abstract	AJ	17	1	17	17	1	-	-	16
Admin License	AL	93	1	94	93	-	-	-	93
Bond Forfeiture	BF	21	19	37	21	-	3	15	18
Capias	CA	7	10	13	3	-	-	10	3
Counter Claim	CC	7	11	15	5	1	-	9	4
Detinue	DT	102	74	126	95	7	36	31	52
Garnishment	GA	417	62	480	418	-	-	62	418
Impoundment	IM	130	1	130	129	-	-	-	129
Interrogatory	IN	118	112	221	109	-	-	111	109
Overweight	OC	6	1	7	6	-	-	1	6
Other	OT	19	6	21	16	-	1	2	15
Protective Order	PO	28	10	37	27	-	-	9	27
Prelim Prot Order	PP	37	3	39	36	-	-	2	36
Petition-Restore Arms	PR	1	9	12	3	-	-	9	3
Show Cause	SC	77	72	136	67	3	-	69	64
Tenants Assertion	TA	2	4	5	1	-	-	4	1
Unlawful Detainer	UD	298	315	432	302	64	121	128	117
Warrant in Debt	WD	1,539	1,712	2,216	1,535	141	890	679	504
Civil Total		2,919	2,423	4,038	2,883	217	1,051	1,141	1,615

Warren Totals	12,841	15,098	19,982	12,797	6,862	1,051	7,169	4,884
----------------------	---------------	---------------	---------------	---------------	--------------	--------------	--------------	--------------



CASELOAD STATISTICS OF THE GENERAL DISTRICT COURTS

January 2018 thru December 2018

Winchester

District: 26

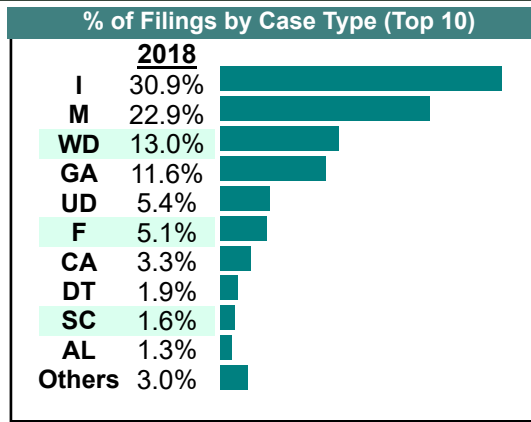
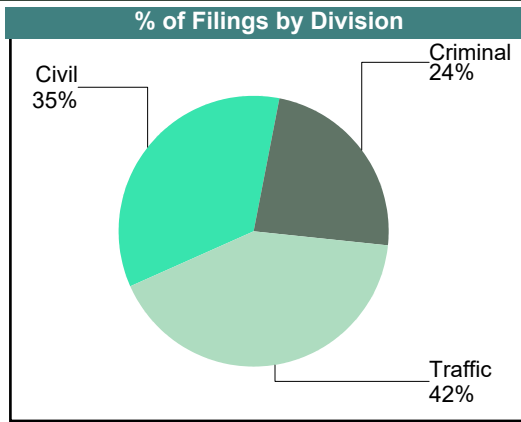
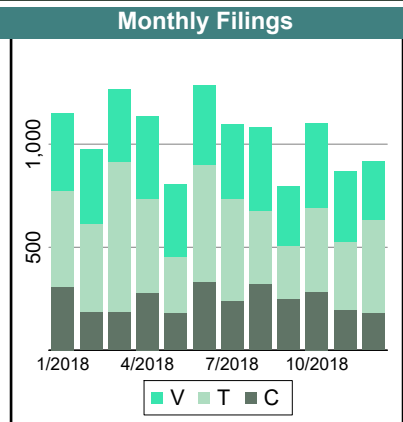
Court ID: 226840

<u>Criminal</u>		Filings	Hearings	Transactions	Concluded	Final Judgmt	Def Judgmt	Cont	Waived
Capias	CA	342	872	872	357	357	-	515	0
Civil Violation	CV	39	99	99	46	46	-	53	0
Felony	F	622	2,076	2,087	646	635	-	1,441	11
Misdemeanor	M	1,766	4,182	4,339	1,866	1,709	-	2,473	157
Motion	MO	33	33	33	33	33	-	-	0
Show Cause	SC	150	414	414	165	165	-	249	0
Criminal Total		2,952	7,676	7,844	3,113	2,945	-	4,731	168

<u>Traffic</u>		Filings	Hearings	Transactions	Concluded	Final Judgmt	Def Judgmt	Cont	Waived
Capias	CA	70	177	177	61	61	-	116	0
Civil Violation	CV	2	6	6	2	2	-	4	0
Felony	F	13	53	53	20	20	-	33	0
Infraction	I	3,858	2,596	4,435	3,871	2,032	-	564	1,839
Misdemeanor	M	1,098	2,173	2,173	1,088	1,088	-	1,085	0
Motion	MO	2	2	2	2	2	-	-	0
Other	O	128	117	134	130	113	-	4	17
Restricted O/L	RL	6	6	6	6	6	-	-	0
Show Cause	SC	35	69	69	30	30	-	39	0
Traffic Total		5,212	5,199	7,055	5,210	3,354	-	1,845	1,856

<u>Civil</u>		Filings	Hearings	Transactions	Concluded	Final Judgmt	Def Judgmt	Cont	Waived
Abstract	AJ	7	0	7	7	-	-	-	7
Admin License	AL	157	0	157	157	-	-	-	157
Bond Forfeiture	BF	8	6	12	6	-	-	6	6
Capias	CA	0	0	1	1	-	-	-	1
Detinue	DT	238	240	369	246	13	104	123	129
Garnishment	GA	1,447	361	1,798	1,437	-	-	361	1,437
Impoundment	IM	13	0	13	13	-	-	-	13
Interrogatory	IN	7	13	23	10	-	-	13	10
Other	OT	13	4	16	13	1	-	3	12
Protective Order	PO	35	12	44	32	-	-	11	32
Prelim Prot Order	PP	43	1	44	43	-	-	1	43
Petition-Restore Arms	PR	2	0	2	2	-	-	-	2
Show Cause	SC	14	12	26	15	-	1	11	14
Tenants Assertion	TA	1	2	3	1	-	-	2	1
Unlawful Detainer	UD	679	691	967	681	153	252	286	276
Warrant in Debt	WD	1,621	1,790	2,192	1,563	137	1,024	629	402
Zoning Viol	ZO	39	65	81	37	2	19	44	16
Civil Total		4,324	3,197	5,755	4,264	306	1,400	1,490	2,558

Winchester Totals	12,488	16,072	20,654	12,587	6,605	1,400	8,066	4,582
--------------------------	---------------	---------------	---------------	---------------	--------------	--------------	--------------	--------------



Filings by Court & Division

	Clarke	Frederick	Page	Rockingh am	Shenando ah	Warren	Winchest er	Total	
C	Misdemeanor	262 2%	1,770 16%	678 6%	3,865 35%	1,206 11%	1,413 13%	1,766 16%	10,960
	Felony	104 2%	864 17%	281 6%	2,151 43%	457 9%	531 11%	622 12%	5,010
	Capias	32 2%	389 24%	83 5%	449 27%	236 14%	107 7%	342 21%	1,638
	Show Cause	31 2%	159 12%	129 10%	449 34%	189 14%	217 16%	150 11%	1,324
	Civil Violation	18 7%	50 18%	14 5%	57 21%	33 12%	64 23%	39 14%	275
	Motion	1 1%	57 62%	- 0%	1 1%	- 0%	- 0%	33 36%	92
	Total	448 2%	3,289 17%	1,185 6%	6,972 36%	2,121 11%	2,332 12%	2,952 15%	19,299
T	Infraction	5,035 10%	11,601 23%	2,363 5%	15,914 31%	6,576 13%	5,936 12%	3,858 8%	51,283
	Misdemeanor	562 4%	2,649 21%	727 6%	4,022 31%	2,355 18%	1,456 11%	1,098 9%	12,869
	Capias	13 3%	145 30%	21 4%	112 23%	63 13%	54 11%	70 15%	478
	Show Cause	9 2%	58 14%	52 13%	95 23%	47 11%	119 29%	35 8%	415
	Felony	6 3%	36 19%	13 7%	84 45%	17 9%	17 9%	13 7%	186
	Other	- 0%	3 2%	- 0%	- 0%	- 0%	- 0%	128 98%	131
	Restricted O/L	- 0%	5 19%	- 0%	15 58%	- 0%	- 0%	6 23%	26
	Civil Violation	- 0%	3 14%	2 10%	2 10%	4 19%	8 38%	2 10%	21
	Motion	1 17%	1 17%	- 0%	2 33%	- 0%	- 0%	2 33%	6
	Total	5,626 9%	14,501 22%	3,178 5%	20,246 31%	9,062 14%	7,590 12%	5,212 8%	65,415
V	Warrant in Debt	264 2%	1,744 10%	775 5%	9,828 58%	1,238 7%	1,539 9%	1,621 10%	17,009
	Garnishment	88 2%	764 15%	334 6%	1,736 33%	464 9%	417 8%	1,447 28%	5,250
	Unlawful Detainer	31 1%	382 13%	220 8%	1,015 35%	278 10%	298 10%	679 23%	2,903
	Admin License	40 5%	178 21%	27 3%	275 32%	80 9%	93 11%	157 18%	850
	Detinue	1 0%	10 1%	42 6%	318 44%	12 2%	102 14%	238 33%	723
	Interrogatory	2 0%	30 5%	96 15%	310 48%	77 12%	118 18%	7 1%	640

	Clarke	Frederick	Page	Rockingham	Shenandoah	Warren	Winchester	Total
V Show Cause	1	33	29	228	90	77	14	472
	0%	7%	6%	48%	19%	16%	3%	
Prelim Prot Order	11	59	26	180	32	37	43	388
	3%	15%	7%	46%	8%	10%	11%	
Impoundment	9	43	9	130	10	130	13	344
	3%	13%	3%	38%	3%	38%	4%	
Protective Order	5	58	22	163	17	28	35	328
	2%	18%	7%	50%	5%	9%	11%	
Overweight	1	188	4	6	2	6	-	207
	0%	91%	2%	3%	1%	3%	0%	
Abstract	1	15	10	113	31	17	7	194
	1%	8%	5%	58%	16%	9%	4%	
Bond Forfeiture	5	10	4	114	20	21	8	182
	3%	5%	2%	63%	11%	12%	4%	
Other	1	17	6	48	12	19	13	116
	1%	15%	5%	41%	10%	16%	11%	
Mental Commitment	-	74	1	-	-	-	-	75
	0%	99%	1%	0%	0%	0%	0%	
Motion for Judgment	1	-	1	31	20	-	-	53
	2%	0%	2%	58%	38%	0%	0%	
Zoning Viol	-	-	-	-	-	-	39	39
	0%	0%	0%	0%	0%	0%	100%	
Capias	-	1	2	16	8	7	-	34
	0%	3%	6%	47%	24%	21%	0%	
Counter Claim	-	-	4	20	-	7	-	31
	0%	0%	13%	65%	0%	23%	0%	
Tenants Assertion	1	-	3	8	1	2	1	16
	6%	0%	19%	50%	6%	13%	6%	
Petition-Restore Arms	-	2	2	-	2	1	2	9
	0%	22%	22%	0%	22%	11%	22%	
Third Party Claim	-	-	-	3	-	-	-	3
	0%	0%	0%	100%	0%	0%	0%	
Distress Seizure	-	-	-	1	-	-	-	1
	0%	0%	0%	100%	0%	0%	0%	
<hr/>								
Total	462	3,608	1,617	14,543	2,394	2,919	4,324	29,867
	2%	12%	5%	49%	8%	10%	14%	
<hr/>								
Total	6,536	21,398	5,980	41,761	13,577	12,841	12,488	114,581
	6%	19%	5%	36%	12%	11%	11%	

CASELOAD STATISTICS OF THE GENERAL DISTRICT COURTS

January 2018 thru December 2018

Blacksburg

District: **27**

Court ID: **227122**

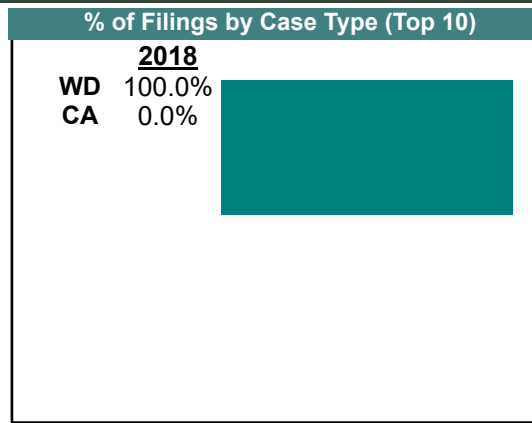
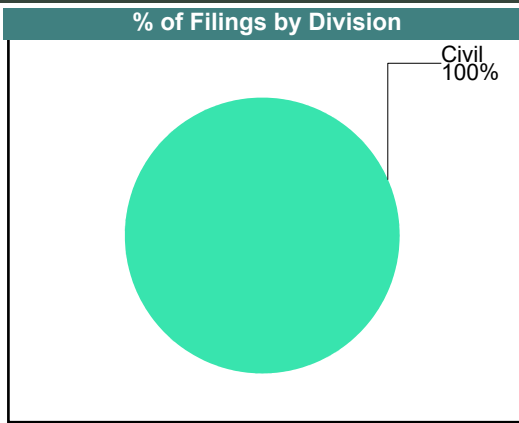
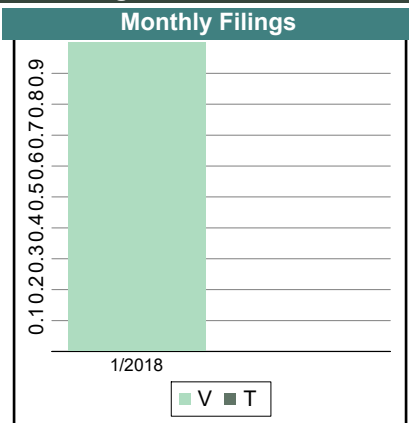
Traffic

Capias	CA	0	1	1	1	1	-	-	0
Traffic Total		0	1	1	1	1	-	0	0

Civil

Warrant in Debt	WD	1	0	1	1	-	-	-	1
Civil Total		1	0	1	1	0	-	0	1

Blacksburg Totals		1	1	2	2	1	0	0	1
--------------------------	--	----------	----------	----------	----------	----------	----------	----------	----------



CASELOAD STATISTICS OF THE GENERAL DISTRICT COURTS

January 2018 thru December 2018

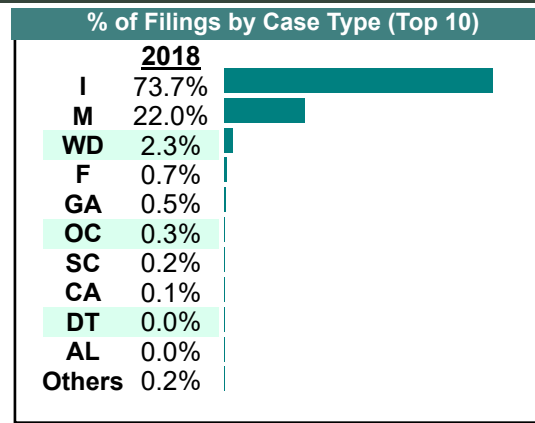
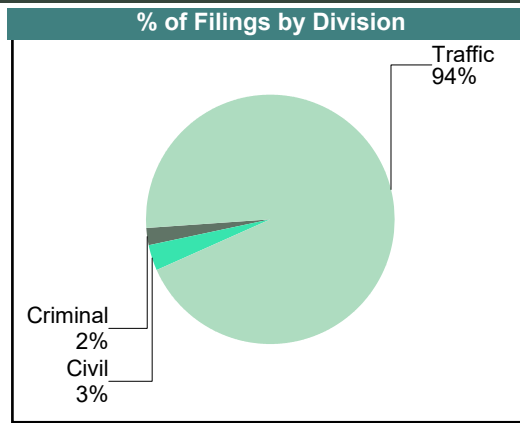
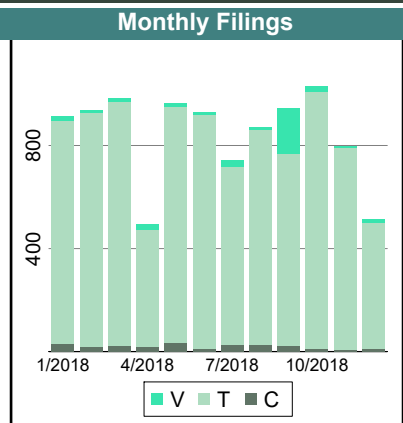
Bland
District: 27
Court ID: 227021

Criminal		Filings	Hearings	Transactions	Concluded	Final Judgmt	Def Judgmt	Cont	Waived
Capias	CA	6	13	13	5	5	-	8	0
Felony	F	68	177	190	47	34	-	143	13
Misdemeanor	M	143	280	299	144	125	-	155	19
Show Cause	SC	18	34	34	17	17	-	17	0
Criminal Total		235	504	536	213	181	-	323	32

Traffic		Filings	Hearings	Transactions	Concluded	Final Judgmt	Def Judgmt	Cont	Waived
Capias	CA	3	9	9	2	2	-	7	0
Civil Violation	CV	2	4	4	0	-	-	4	0
Felony	F	3	8	8	3	3	-	5	0
Infraction	I	7,459	3,342	8,132	7,460	2,670	-	672	4,790
Misdemeanor	M	2,083	3,025	3,129	2,119	2,015	-	1,010	104
Show Cause	SC	1	8	8	1	1	-	7	0
Traffic Total		9,551	6,396	11,290	9,585	4,691	-	1,705	4,894

Civil		Filings	Hearings	Transactions	Concluded	Final Judgmt	Def Judgmt	Cont	Waived
Admin License	AL	3	0	3	3	-	-	-	3
Bond Forfeiture	BF	3	3	6	4	-	1	2	3
Detinue	DT	4	2	5	4	-	1	1	3
Garnishment	GA	51	10	59	49	-	-	10	49
Impoundment	IM	1	0	1	1	-	-	-	1
Overweight	OC	28	11	38	27	-	-	11	27
Other	OT	1	0	1	1	-	-	-	1
Protective Order	PO	1	0	1	1	-	-	-	1
Prelim Prot Order	PP	3	2	6	4	-	-	2	4
Petition-Restore Arms	PR	2	2	4	2	-	-	2	2
Unlawful Detainer	UD	3	8	9	3	1	1	6	1
Warrant in Debt	WD	234	168	284	233	17	100	51	116
Civil Total		334	206	417	332	18	103	85	211

Bland Totals		10,120	7,106	12,243	10,130	4,890	103	2,113	5,137
---------------------	--	---------------	--------------	---------------	---------------	--------------	------------	--------------	--------------



CASELOAD STATISTICS OF THE GENERAL DISTRICT COURTS

January 2018 thru December 2018

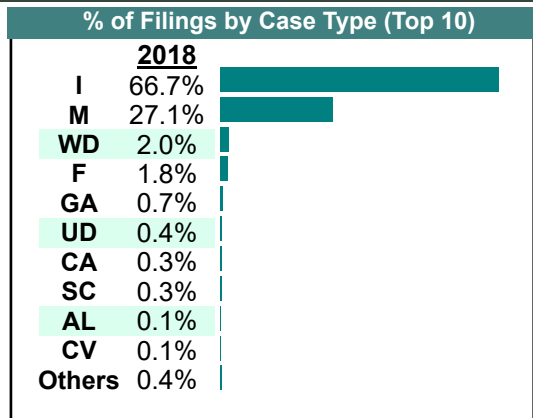
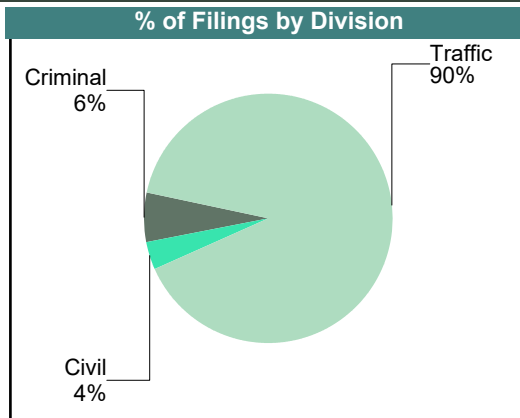
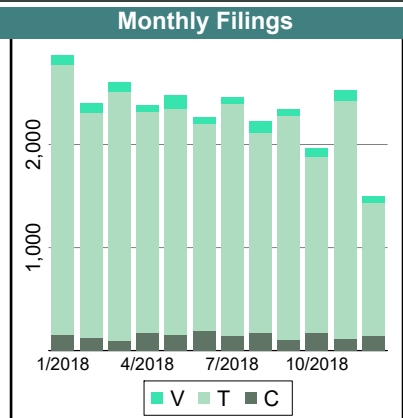
Carroll
District: 27
Court ID: 227035

<u>Criminal</u>		Filings	Hearings	Transactions	Concluded	Final Judgmt	Def Judgmt	Cont	Waived
Capias	CA	70	166	166	69	69	-	97	0
Civil Violation	CV	27	54	54	27	27	-	27	0
Felony	F	483	1,550	1,550	469	469	-	1,081	0
Misdemeanor	M	1,119	2,044	2,127	1,062	979	-	1,065	83
Show Cause	SC	56	120	120	60	60	-	60	0
Criminal Total		1,755	3,934	4,017	1,687	1,604	-	2,330	83

<u>Traffic</u>		Filings	Hearings	Transactions	Concluded	Final Judgmt	Def Judgmt	Cont	Waived
Capias	CA	20	64	64	28	28	-	36	0
Civil Violation	CV	2	2	2	2	2	-	-	0
Felony	F	28	76	76	25	25	-	51	0
Infraction	I	18,685	9,719	20,321	18,771	8,169	-	1,550	10,602
Misdemeanor	M	6,455	8,674	8,688	6,622	6,608	-	2,064	14
Show Cause	SC	23	50	50	20	20	-	30	0
Traffic Total		25,213	18,585	29,201	25,468	14,852	-	3,731	10,616

<u>Civil</u>		Filings	Hearings	Transactions	Concluded	Final Judgmt	Def Judgmt	Cont	Waived
Abstract	AJ	8	0	8	8	-	-	-	8
Admin License	AL	37	0	37	37	-	-	-	37
Counter Claim	CC	2	1	2	2	1	-	-	1
Detinue	DT	7	11	14	8	3	2	6	3
Garnishment	GA	196	11	206	195	-	-	10	195
Impoundment	IM	17	0	17	17	-	-	-	17
Interrogatory	IN	2	2	4	2	-	-	2	2
Overweight	OC	10	6	14	8	-	-	6	8
Other	OT	13	3	14	11	-	-	1	11
Protective Order	PO	17	2	18	16	-	-	1	16
Prelim Prot Order	PP	27	1	28	27	-	-	-	27
Show Cause	SC	3	0	3	3	-	-	-	3
Unlawful Detainer	UD	120	113	146	117	40	44	29	33
Warrant in Debt	WD	569	667	810	580	55	382	229	143
Civil Total		1,028	817	1,321	1,031	99	428	284	504

Carroll Totals		27,996	23,336	34,539	28,186	16,555	428	6,345	11,203
-----------------------	--	---------------	---------------	---------------	---------------	---------------	------------	--------------	---------------



CASELOAD STATISTICS OF THE GENERAL DISTRICT COURTS

January 2018 thru December 2018

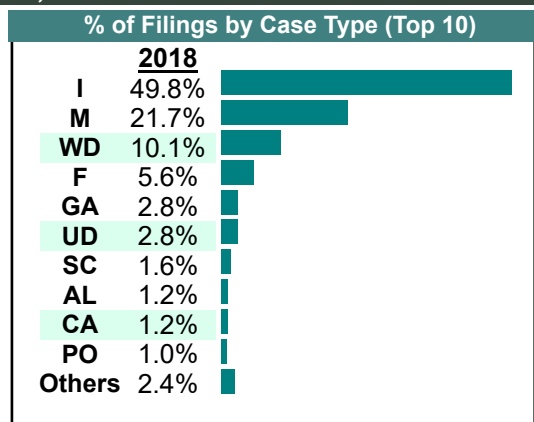
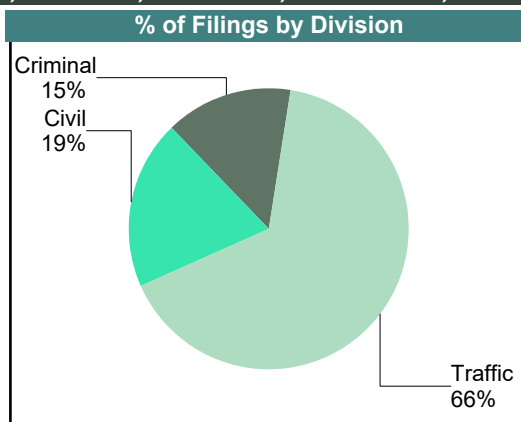
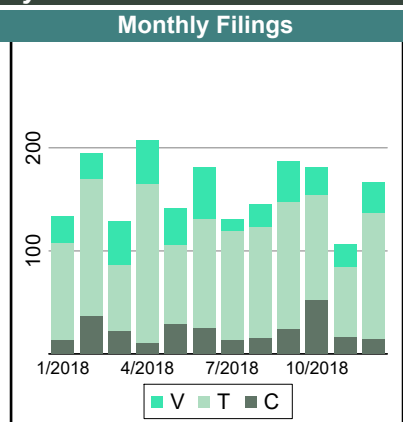
Floyd
District: 27
Court ID: 227063

<u>Criminal</u>		Filings	Hearings	Transactions	Concluded	Final Judgmt	Def Judgmt	Cont	Waived
Capias	CA	16	42	42	16	16	-	26	0
Civil Violation	CV	2	5	5	3	3	-	2	0
Felony	F	100	233	233	91	91	-	142	0
Misdemeanor	M	150	314	329	157	142	-	172	15
Show Cause	SC	10	32	32	13	13	-	19	0
Criminal Total		278	626	641	280	265	-	361	15

<u>Traffic</u>		Filings	Hearings	Transactions	Concluded	Final Judgmt	Def Judgmt	Cont	Waived
Capias	CA	6	11	11	4	4	-	7	0
Civil Violation	CV	9	22	22	6	6	-	16	0
Felony	F	6	20	20	7	7	-	13	0
Infraction	I	948	866	1,170	960	656	-	210	304
Misdemeanor	M	263	493	493	265	265	-	228	0
Motion	MO	4	4	4	4	4	-	-	0
Show Cause	SC	20	50	50	24	24	-	26	0
Traffic Total		1,256	1,466	1,770	1,270	966	-	500	304

<u>Civil</u>		Filings	Hearings	Transactions	Concluded	Final Judgmt	Def Judgmt	Cont	Waived
Admin License	AL	22	0	22	22	-	-	-	22
Bond Forfeiture	BF	2	0	3	3	-	-	-	3
Detinue	DT	2	2	3	2	-	1	1	1
Garnishment	GA	53	6	59	53	-	-	6	53
Impoundment	IM	3	0	3	3	-	-	-	3
Interrogatory	IN	11	11	21	10	-	-	11	10
Motion for Judgment	MJ	3	3	3	0	-	-	3	0
Other	OT	6	1	6	5	-	-	-	5
Protective Order	PO	19	0	19	19	-	-	-	19
Prelim Prot Order	PP	1	0	1	1	-	-	-	1
Petition-Restore Arms	PR	1	1	2	1	-	-	1	1
Show Cause	SC	1	2	3	1	-	-	2	1
Tenants Assertion	TA	1	2	2	1	1	-	1	0
Unlawful Detainer	UD	53	56	70	53	18	21	17	14
Warrant in Debt	WD	193	195	284	198	17	92	86	89
Civil Total		371	279	501	372	36	114	128	222

Floyd Totals	1,905	2,371	2,912	1,922	1,267	114	989	541
---------------------	--------------	--------------	--------------	--------------	--------------	------------	------------	------------

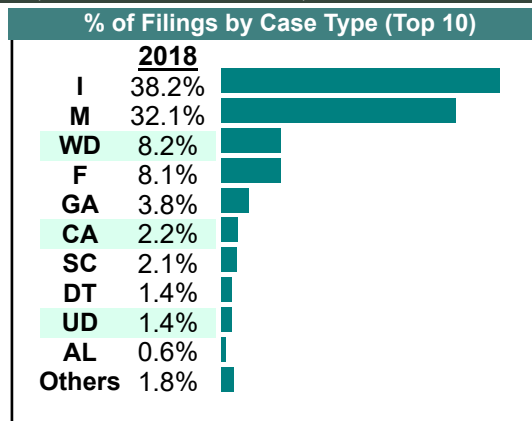
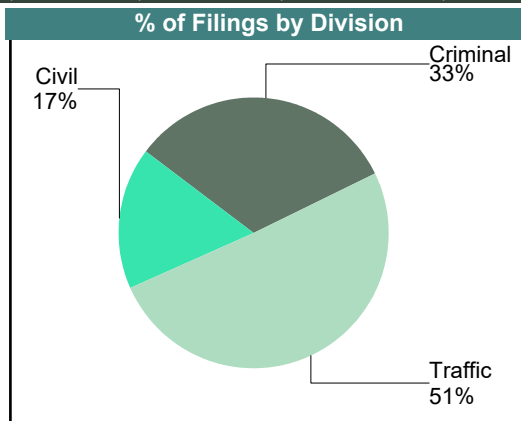
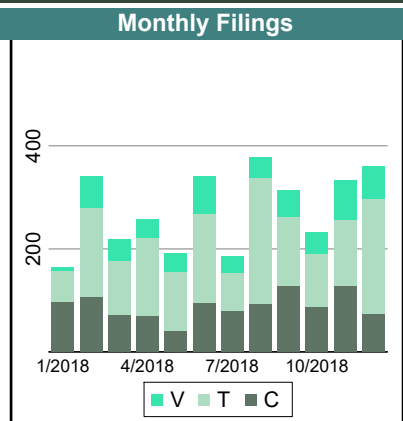


CASELOAD STATISTICS OF THE GENERAL DISTRICT COURTS

January 2018 thru December 2018

Galax
District: 27
Court ID: 227640

<u>Criminal</u>		Filings	Hearings	Transactions	Concluded	Final Judgmt	Def Judgmt	Cont	Waived
Capias	CA	63	177	177	65	65	-	112	0
Civil Violation	CV	14	34	34	18	18	-	16	0
Felony	F	269	634	765	221	90	-	544	131
Misdemeanor	M	668	1,587	1,617	635	605	-	980	30
Show Cause	SC	65	182	182	65	65	-	117	0
Criminal Total		1,079	2,614	2,775	1,004	843	-	1,769	161
Traffic									
Capias	CA	10	23	23	9	9	-	14	0
Felony	F	1	2	2	1	1	-	1	0
Infraction	I	1,266	1,611	1,857	1,255	1,009	-	601	246
Misdemeanor	M	396	749	750	393	392	-	357	1
Show Cause	SC	5	16	16	5	5	-	11	0
Traffic Total		1,678	2,401	2,648	1,663	1,416	-	984	247
Civil									
Abstract	AJ	2	0	2	2	-	-	-	2
Admin License	AL	20	0	20	20	-	-	-	20
Bond Forfeiture	BF	5	8	14	8	-	2	6	6
Detinue	DT	48	42	62	49	3	26	13	20
Garnishment	GA	126	3	130	127	-	-	3	127
Impoundment	IM	15	0	15	15	-	-	-	15
Interrogatory	IN	2	1	2	1	-	-	1	1
Motion for Judgment	MJ	2	1	2	2	1	-	-	1
Other	OT	5	1	5	4	-	-	-	4
Protective Order	PO	6	2	7	5	-	-	2	5
Prelim Prot Order	PP	8	2	10	8	-	-	2	8
Show Cause	SC	1	1	2	1	-	-	1	1
Unlawful Detainer	UD	46	34	53	47	14	14	6	19
Warrant in Debt	WD	272	345	433	275	27	160	158	88
Civil Total		558	440	757	564	45	202	192	317
Galax Totals		3,315	5,455	6,180	3,231	2,304	202	2,945	725



CASELOAD STATISTICS OF THE GENERAL DISTRICT COURTS

January 2018 thru December 2018

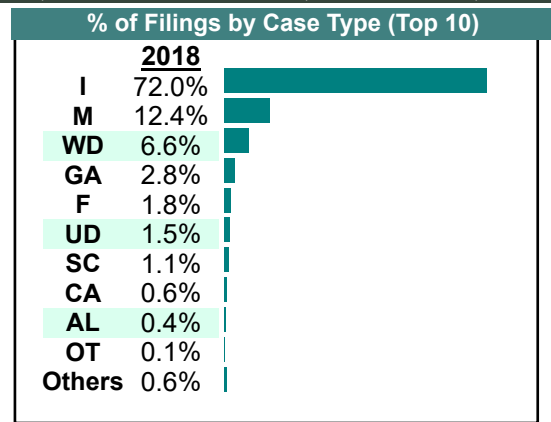
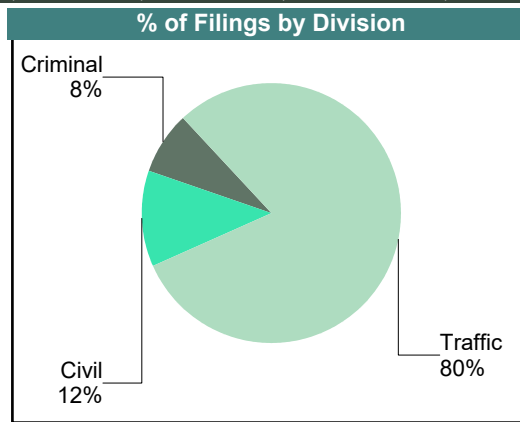
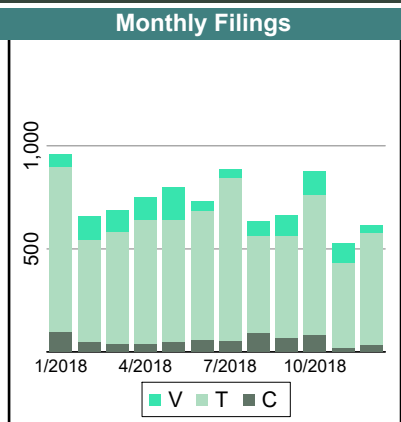
Giles
District: 27
Court ID: 227071

<u>Criminal</u>		Filings	Hearings	Transactions	Concluded	Final Judgmt	Def Judgmt	Cont	Waived
Capias	CA	31	94	94	33	33	-	61	0
Civil Violation	CV	1	4	4	0	-	-	3	0
Felony	F	149	466	474	164	156	-	310	8
Misdemeanor	M	469	1,114	1,148	481	447	-	658	34
Show Cause	SC	35	117	117	39	39	-	78	0
Criminal Total		685	1,795	1,837	717	675	-	1,110	42

<u>Traffic</u>		Filings	Hearings	Transactions	Concluded	Final Judgmt	Def Judgmt	Cont	Waived
Capias	CA	20	49	49	21	21	-	28	0
Civil Violation	CV	7	17	17	6	6	-	11	0
Felony	F	11	32	32	10	10	-	22	0
Infraction	I	6,325	5,127	7,877	6,299	3,549	-	1,578	2,750
Misdemeanor	M	622	1,300	1,301	595	594	-	706	1
Restricted O/L	RL	3	3	3	3	3	-	-	0
Show Cause	SC	61	198	198	61	61	-	137	0
Traffic Total		7,049	6,726	9,477	6,995	4,244	-	2,482	2,751

<u>Civil</u>		Filings	Hearings	Transactions	Concluded	Final Judgmt	Def Judgmt	Cont	Waived
Abstract	AJ	2	0	2	2	-	-	-	2
Admin License	AL	33	0	33	33	-	-	-	33
Bond Forfeiture	BF	2	4	4	1	1	-	3	0
Detinue	DT	1	1	1	1	1	-	-	0
Garnishment	GA	249	43	292	249	-	-	43	249
Impoundment	IM	11	0	11	11	-	-	-	11
Interrogatory	IN	5	2	7	5	-	-	2	5
Motion for Judgment	MJ	3	2	4	2	-	-	2	2
Other	OT	12	0	12	12	-	-	-	12
Protective Order	PO	9	4	13	9	-	-	4	9
Prelim Prot Order	PP	8	2	10	8	-	-	2	8
Petition-Restore Arms	PR	1	1	2	1	-	-	1	1
Show Cause	SC	4	2	5	4	-	1	1	3
Unlawful Detainer	UD	134	156	219	139	17	59	80	63
Warrant in Debt	WD	582	483	731	554	28	278	175	248
Civil Total		1,056	700	1,346	1,031	47	338	313	646

Giles Totals		8,790	9,221	12,660	8,743	4,966	338	3,905	3,439
---------------------	--	--------------	--------------	---------------	--------------	--------------	------------	--------------	--------------



CASELOAD STATISTICS OF THE GENERAL DISTRICT COURTS

January 2018 thru December 2018

Grayson

District: 27

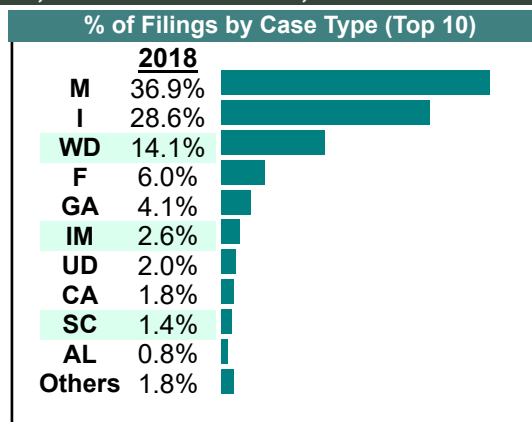
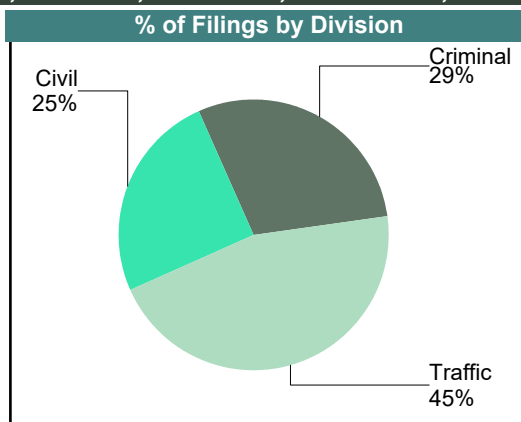
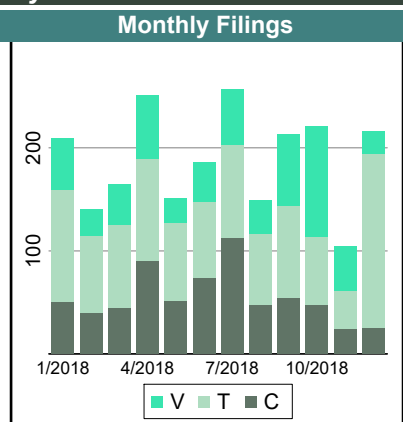
Court ID: 227077

<u>Criminal</u>		Filings	Hearings	Transactions	Concluded	Final Judgmt	Def Judgmt	Cont	Waived
Capias	CA	29	90	90	27	27	-	63	0
Civil Violation	CV	8	11	11	7	7	-	3	0
Felony	F	130	502	530	161	133	-	368	28
Misdemeanor	M	475	1,296	1,339	504	461	-	833	43
Show Cause	SC	25	118	118	29	29	-	89	0
Criminal Total		667	2,017	2,088	728	657	-	1,356	71

<u>Traffic</u>		Filings	Hearings	Transactions	Concluded	Final Judgmt	Def Judgmt	Cont	Waived
Capias	CA	10	25	25	5	5	-	19	0
Civil Violation	CV	1	2	2	1	1	-	1	0
Felony	F	5	16	16	5	5	-	11	0
Infraction	I	648	765	971	606	400	-	361	206
Misdemeanor	M	359	679	679	305	305	-	373	0
Show Cause	SC	6	16	16	3	3	-	13	0
Traffic Total		1,029	1,503	1,709	925	719	-	778	206

<u>Civil</u>		Filings	Hearings	Transactions	Concluded	Final Judgmt	Def Judgmt	Cont	Waived
Abstract	AJ	4	0	4	4	-	-	-	4
Admin License	AL	19	0	19	19	-	-	-	19
Bond Forfeiture	BF	2	4	6	2	-	-	4	2
Capias	CA	1	2	2	0	-	-	2	0
Counter Claim	CC	1	0	1	1	-	-	-	1
Detinue	DT	4	4	4	3	1	2	1	0
Garnishment	GA	92	8	99	91	-	-	8	91
Impoundment	IM	58	3	58	55	-	-	-	55
Interrogatory	IN	1	2	3	1	-	-	2	1
Other	OT	5	4	6	3	1	-	-	2
Protective Order	PO	5	1	6	5	-	-	1	5
Prelim Prot Order	PP	8	4	11	7	-	-	3	7
Petition-Restore Arms	PR	1	2	4	2	-	-	2	2
Show Cause	SC	1	3	3	0	-	-	3	0
Unlawful Detainer	UD	45	45	55	39	15	14	16	10
Warrant in Debt	WD	320	304	439	312	26	151	125	135
Civil Total		567	386	720	544	43	167	167	334

Grayson Totals		2,263	3,906	4,517	2,197	1,419	167	2,301	611
-----------------------	--	--------------	--------------	--------------	--------------	--------------	------------	--------------	------------



CASELOAD STATISTICS OF THE GENERAL DISTRICT COURTS

January 2018 thru December 2018

Montgomery

District: 27

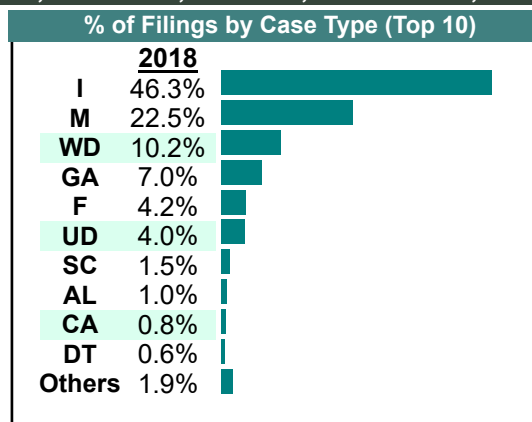
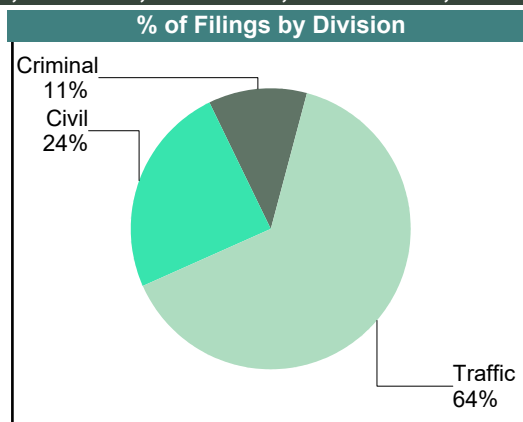
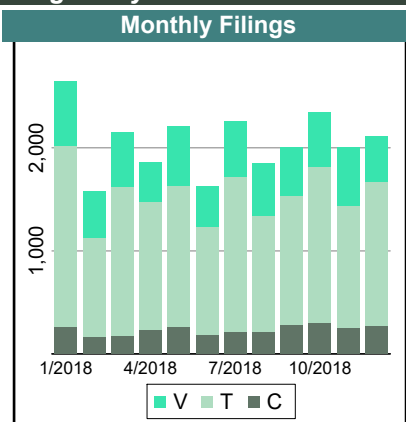
Court ID: 227121

Criminal		Filings	Hearings	Transactions	Concluded	Final Judgmt	Def Judgmt	Cont	Waived
Capias	CA	120	352	352	103	103	-	249	0
Civil Violation	CV	3	5	5	2	2	-	3	0
Felony	F	631	2,000	2,015	592	577	-	1,423	15
Misdemeanor	M	2,008	4,488	4,730	1,914	1,672	-	2,816	242
Show Cause	SC	69	172	172	66	66	-	106	0
Criminal Total		2,831	7,017	7,274	2,677	2,420	-	4,597	257

Traffic		Filings	Hearings	Transactions	Concluded	Final Judgmt	Def Judgmt	Cont	Waived
Capias	CA	88	280	280	87	87	-	193	0
Civil Violation	CV	49	169	169	51	51	-	118	0
Felony	F	411	1,565	1,584	398	379	-	1,186	19
Infraction	I	11,419	9,338	14,433	11,437	6,342	-	2,995	5,095
Misdemeanor	M	3,535	7,663	7,666	3,443	3,440	-	4,222	3
Motion	MO	1	1	1	1	1	-	-	0
Other	O	2	5	5	3	3	-	2	0
Restricted O/L	RL	30	30	30	30	30	-	-	0
Show Cause	SC	260	562	562	247	247	-	315	0
Traffic Total		15,795	19,613	24,730	15,697	10,580	-	9,031	5,117

Civil		Filings	Hearings	Transactions	Concluded	Final Judgmt	Def Judgmt	Cont	Waived
Abstract	AJ	19	1	20	19	-	-	1	19
Admin License	AL	252	0	252	252	-	-	-	252
Bond Forfeiture	BF	10	15	23	8	-	-	15	8
Capias	CA	1	0	1	1	-	-	-	1
Counter Claim	CC	9	7	13	10	4	-	3	6
Detinue	DT	146	134	198	143	7	72	55	64
Garnishment	GA	1,728	175	1,911	1,736	-	-	175	1,736
Impoundment	IM	49	0	49	49	-	-	-	49
Interrogatory	IN	97	49	147	98	-	-	49	98
Motion for Judgment	MJ	5	5	6	4	1	2	2	1
Other	OT	37	4	40	36	-	-	3	36
Protective Order	PO	69	4	74	70	-	-	3	70
Prelim Prot Order	PP	68	2	70	68	-	-	2	68
Petition-Restore Arms	PR	6	5	11	6	-	-	5	6
Show Cause	SC	33	9	39	31	-	1	8	30
Tenants Assertion	TA	6	2	7	5	-	-	2	5
Third Party Claim	TH	2	3	3	0	-	-	3	0
Unlawful Detainer	UD	985	860	1,234	993	144	475	241	374
Warrant in Debt	WD	2,513	2,512	3,279	2,567	166	1,634	712	767
Civil Total		6,035	3,787	7,377	6,096	322	2,184	1,279	3,590

Montgomery Totals	24,661	30,417	39,381	24,470	13,322	2,184	14,907	8,964
--------------------------	---------------	---------------	---------------	---------------	---------------	--------------	---------------	--------------



CASELOAD STATISTICS OF THE GENERAL DISTRICT COURTS

January 2018 thru December 2018

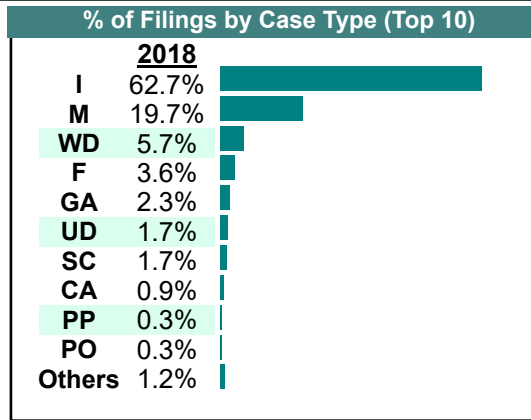
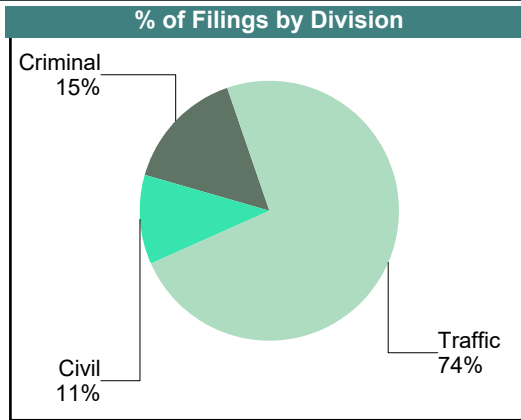
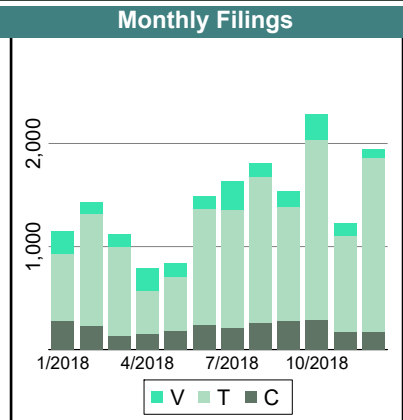
Pulaski
District: 27
Court ID: 227155

Criminal		Filings	Hearings	Transactions	Concluded	Final Judgmt	Def Judgmt	Cont	Waived
Capias	CA	129	363	363	113	113	-	250	0
Civil Violation	CV	31	58	59	32	31	-	27	1
Felony	F	612	2,111	2,111	657	657	-	1,454	0
Misdemeanor	M	1,606	3,884	4,019	1,649	1,514	-	2,370	135
Motion	MO	1	1	1	1	1	-	-	0
Show Cause	SC	227	649	649	224	224	-	425	0
Criminal Total		2,606	7,066	7,202	2,676	2,540	-	4,526	136

Traffic		Filings	Hearings	Transactions	Concluded	Final Judgmt	Def Judgmt	Cont	Waived
Capias	CA	22	74	74	25	25	-	49	0
Felony	F	10	33	33	14	14	-	19	0
Infraction	I	10,816	7,595	12,940	10,571	5,226	-	2,369	5,345
Misdemeanor	M	1,790	3,338	3,345	1,780	1,773	-	1,565	7
Motion	MO	4	4	4	4	4	-	-	0
Restricted O/L	RL	12	12	12	12	12	-	-	0
Show Cause	SC	40	137	137	40	40	-	97	0
Traffic Total		12,694	11,193	16,545	12,446	7,094	-	4,099	5,352

Civil		Filings	Hearings	Transactions	Concluded	Final Judgmt	Def Judgmt	Cont	Waived
Abstract	AJ	8	0	8	8	-	-	-	8
Admin License	AL	42	0	42	42	-	-	-	42
Bond Forfeiture	BF	20	19	39	20	-	-	19	20
Detinue	DT	14	10	17	14	1	6	3	7
Garnishment	GA	402	62	466	404	-	-	62	404
Impoundment	IM	12	0	12	12	-	-	-	12
Interrogatory	IN	28	23	53	30	-	-	23	30
Motion for Judgment	MJ	3	3	5	3	-	1	2	2
Mechanic's Lien	ML	1	1	2	1	-	-	1	1
Overweight	OC	1	1	2	1	-	-	1	1
Other	OT	20	5	24	19	-	-	5	19
Protective Order	PO	45	12	55	43	-	-	12	43
Prelim Prot Order	PP	51	11	62	51	-	-	11	51
Petition-Restore Arms	PR	1	0	1	1	-	-	-	1
Show Cause	SC	19	5	23	18	-	-	5	18
Tenants Assertion	TA	1	4	4	1	1	-	3	0
Unlawful Detainer	UD	295	269	368	291	78	114	77	99
Warrant in Debt	WD	975	1,050	1,333	984	91	610	349	283
Civil Total		1,938	1,475	2,516	1,943	171	731	573	1,041

Pulaski Totals	17,238	19,734	26,263	17,065	9,805	731	9,198	6,529
-----------------------	---------------	---------------	---------------	---------------	--------------	------------	--------------	--------------



CASELOAD STATISTICS OF THE GENERAL DISTRICT COURTS

January 2018 thru December 2018

Radford

District: 27

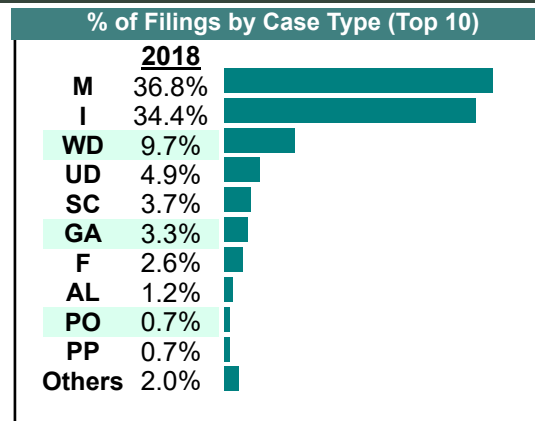
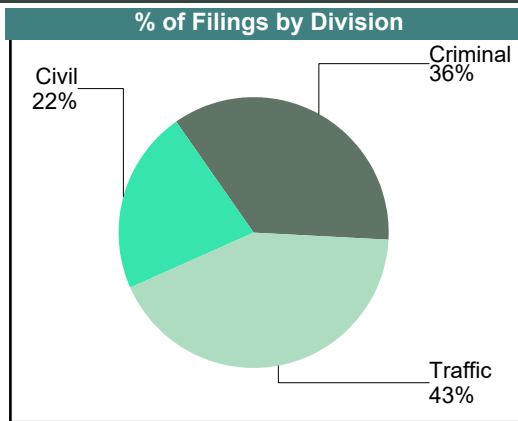
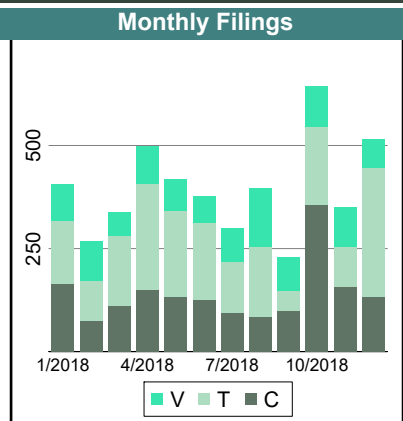
Court ID: 227750

Criminal		Filings	Hearings	Transactions	Concluded	Final Judgmt	Def Judgmt	Cont	Waived
Capias	CA	22	64	64	27	27	-	37	0
Civil Violation	CV	12	38	38	12	12	-	26	0
Felony	F	115	465	465	110	110	-	355	0
Misdemeanor	M	1,397	3,147	3,341	1,454	1,260	-	1,887	194
Other	O	1	1	1	1	1	-	-	0
Show Cause	SC	138	354	354	172	172	-	182	0
Criminal Total		1,685	4,069	4,263	1,776	1,582	-	2,487	194

Traffic		Filings	Hearings	Transactions	Concluded	Final Judgmt	Def Judgmt	Cont	Waived
Capias	CA	10	33	33	14	14	-	19	0
Felony	F	6	19	19	8	8	-	11	0
Infraction	I	1,632	1,773	2,294	1,620	1,099	-	674	521
Misdemeanor	M	348	791	794	345	342	-	449	3
Restricted O/L	RL	6	6	6	6	6	-	-	0
Show Cause	SC	13	48	48	17	17	-	31	0
Traffic Total		2,015	2,670	3,194	2,010	1,486	-	1,184	524

Civil		Filings	Hearings	Transactions	Concluded	Final Judgmt	Def Judgmt	Cont	Waived
Abstract	AJ	4	0	4	4	-	-	-	4
Admin License	AL	56	0	57	57	-	-	-	57
Bond Forfeiture	BF	6	3	9	6	-	-	3	6
Capias	CA	1	1	1	0	-	-	1	0
Garnishment	GA	155	56	208	152	-	-	56	152
Impoundment	IM	2	0	2	2	-	-	-	2
Interrogatory	IN	27	27	48	21	-	-	27	21
Motion for Judgment	MJ	1	2	3	1	-	-	2	1
Other	OT	1	0	1	1	-	-	-	1
Protective Order	PO	35	0	35	35	-	-	-	35
Prelim Prot Order	PP	34	6	40	34	-	-	6	34
Show Cause	SC	22	11	29	20	-	2	9	18
Tenants Assertion	TA	2	1	2	1	-	-	1	1
Unlawful Detainer	UD	233	211	304	237	59	85	67	93
Warrant in Debt	WD	458	453	663	481	52	219	182	210
Civil Total		1,038	773	1,408	1,053	111	307	355	635

Radford Totals		4,738	7,512	8,865	4,839	3,179	307	4,026	1,353
-----------------------	--	--------------	--------------	--------------	--------------	--------------	------------	--------------	--------------



CASELOAD STATISTICS OF THE GENERAL DISTRICT COURTS

January 2018 thru December 2018

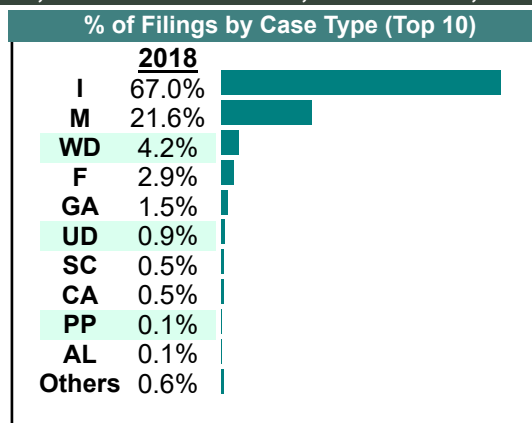
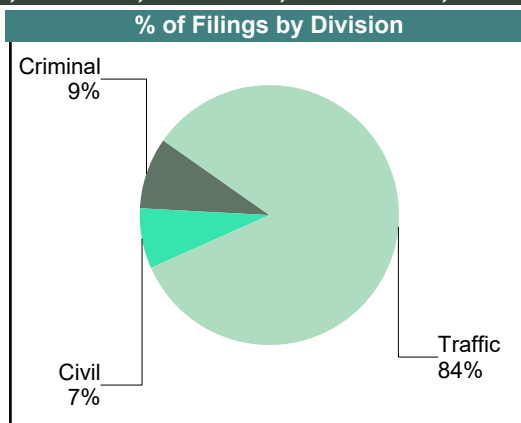
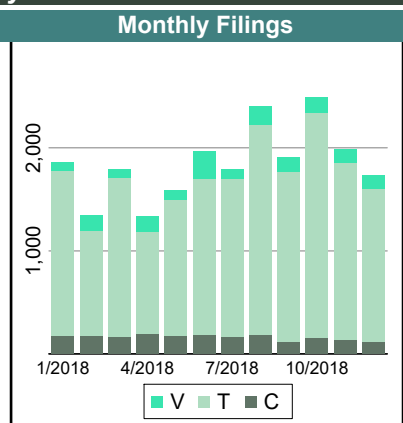
Wythe
District: 27
Court ID: 227197

<u>Criminal</u>		Filings	Hearings	Transactions	Concluded	Final Judgmt	Def Judgmt	Cont	Waived
Capias	CA	75	219	219	78	78	-	141	0
Civil Violation	CV	18	48	48	25	25	-	23	0
Felony	F	612	2,241	2,437	586	390	-	1,851	196
Misdemeanor	M	1,175	3,215	3,289	1,198	1,124	-	2,091	74
Show Cause	SC	94	213	213	98	98	-	115	0
Criminal Total		1,974	5,936	6,206	1,985	1,715	-	4,221	270

<u>Traffic</u>		Filings	Hearings	Transactions	Concluded	Final Judgmt	Def Judgmt	Cont	Waived
Capias	CA	37	98	98	39	39	-	59	0
Civil Violation	CV	0	1	1	1	1	-	-	0
Felony	F	32	114	119	28	23	-	91	5
Infraction	I	14,866	7,720	16,724	14,725	5,721	-	1,999	9,004
Misdemeanor	M	3,623	6,016	6,018	3,678	3,676	-	2,340	2
Restricted O/L	RL	10	10	10	10	10	-	-	0
Show Cause	SC	21	55	55	22	22	-	33	0
Traffic Total		18,589	14,014	23,025	18,503	9,492	-	4,522	9,011

<u>Civil</u>		Filings	Hearings	Transactions	Concluded	Final Judgmt	Def Judgmt	Cont	Waived
Abstract	AJ	4	0	4	4	-	-	-	4
Admin License	AL	30	0	30	30	-	-	-	30
Bond Forfeiture	BF	27	29	54	29	3	1	25	25
Counter Claim	CC	1	1	2	1	-	-	1	1
Detinue	DT	18	18	23	17	7	5	6	5
Garnishment	GA	323	39	359	320	-	-	39	320
Impoundment	IM	8	0	8	8	-	-	-	8
Interrogatory	IN	18	2	20	18	-	-	2	18
Motion for Judgment	MJ	2	2	2	1	-	1	1	0
Overweight	OC	3	1	3	2	-	-	1	2
Other	OT	6	1	7	6	-	-	1	6
Protective Order	PO	27	11	38	27	-	-	11	27
Prelim Prot Order	PP	33	0	33	33	-	-	-	33
Petition-Restore Arms	PR	1	0	1	1	-	-	-	1
Show Cause	SC	7	6	10	5	-	1	5	4
Tenants Assertion	TA	1	0	1	1	-	-	-	1
Unlawful Detainer	UD	202	172	239	202	66	69	37	67
Warrant in Debt	WD	930	959	1,332	945	92	480	387	373
Civil Total		1,641	1,241	2,166	1,650	168	557	516	925

Wythe Totals		22,204	21,191	31,397	22,138	11,375	557	9,259	10,206
---------------------	--	---------------	---------------	---------------	---------------	---------------	------------	--------------	---------------



Filings by Court & Division

	Blacksburg	Bland	Carroll	Floyd	Galax	Giles	Grayson	Montgomery	Pulaski	Radford	Wythe	Total	
C	Misdemeanor	- 0%	143 2%	1,119 12%	150 2%	668 7%	469 5%	475 5%	2,008 22%	1,606 17%	1,397 15%	1,175 13%	9,210
	Felony	- 0%	68 2%	483 15%	100 3%	269 8%	149 5%	130 4%	631 20%	612 19%	115 4%	612 19%	3,169
	Show Cause	- 0%	18 2%	56 8%	10 1%	65 9%	35 5%	25 3%	69 9%	227 31%	138 19%	94 13%	737
	Capias	- 0%	6 1%	70 12%	16 3%	63 11%	31 6%	29 5%	120 21%	129 23%	22 4%	75 13%	561
	Civil Violation	- 0%	- 0%	27 23%	2 2%	14 12%	1 1%	8 7%	3 3%	31 27%	12 10%	18 16%	116
	Motion	- 0%	- 0%	- 0%	- 0%	- 0%	- 0%	- 0%	- 0%	1 100%	- 0%	- 0%	1
	Other	- 0%	- 0%	- 0%	- 0%	- 0%	- 0%	- 0%	- 0%	- 0%	1 100%	- 0%	1
	Total	0 0%	235 2%	1,755 13%	278 2%	1,079 8%	685 5%	667 5%	2,831 21%	2,606 19%	1,685 12%	1,974 14%	13,795
T	Infraction	- 0%	7,459 10%	18,685 25%	948 1%	1,266 2%	6,325 9%	648 1%	11,419 15%	10,816 15%	1,632 2%	14,866 20%	74,064
	Misdemeanor	- 0%	2,083 11%	6,455 33%	263 1%	396 2%	622 3%	359 2%	3,535 18%	1,790 9%	348 2%	3,623 19%	19,474
	Felony	- 0%	3 1%	28 5%	6 1%	1 0%	11 2%	5 1%	411 80%	10 2%	6 1%	32 6%	513
	Show Cause	- 0%	1 0%	23 5%	20 4%	5 1%	61 14%	6 1%	260 58%	40 9%	13 3%	21 5%	450
	Capias	- 0%	3 1%	20 9%	6 3%	10 4%	20 9%	10 4%	88 39%	22 10%	10 4%	37 16%	226
	Civil Violation	- 0%	2 3%	2 3%	9 13%	- 0%	7 10%	1 1%	49 70%	- 0%	- 0%	- 0%	70
	Restricted O/L	- 0%	- 0%	- 0%	- 0%	- 0%	3 5%	- 0%	30 49%	12 20%	6 10%	10 16%	61
	Motion	- 0%	- 0%	- 0%	4 44%	- 0%	- 0%	- 0%	1 11%	4 44%	- 0%	- 0%	9
	Other	- 0%	- 0%	- 0%	- 0%	- 0%	- 0%	- 0%	2 100%	- 0%	- 0%	- 0%	2
	Total	0 0%	9,551 10%	25,213 27%	1,256 1%	1,678 2%	7,049 7%	1,029 1%	15,795 17%	12,694 13%	2,015 2%	18,589 20%	94,869
V	Warrant in Debt	1 0%	234 3%	569 8%	193 3%	272 4%	582 8%	320 5%	2,513 36%	975 14%	458 6%	930 13%	7,047
	Garnishment	- 0%	51 2%	196 6%	53 2%	126 4%	249 7%	92 3%	1,728 51%	402 12%	155 5%	323 10%	3,375
	Unlawful Detainer	- 0%	3 0%	120 6%	53 3%	46 2%	134 6%	45 2%	985 47%	295 14%	233 11%	202 10%	2,116
	Admin License	- 0%	3 1%	37 7%	22 4%	20 4%	33 6%	19 4%	252 49%	42 8%	56 11%	30 6%	514
	Detinue	- 0%	4 2%	7 3%	2 1%	48 20%	1 0%	4 2%	146 60%	14 6%	- 0%	18 7%	244

	Blacksburg	Bland	Carroll	Floyd	Galax	Giles	Grayson	Montgomery	Pulaski	Radford	Wythe	Total
V Prelim Prot Order	-	3	27	1	8	8	8	68	51	34	33	241
	0%	1%	11%	0%	3%	3%	3%	28%	21%	14%	14%	
Protective Order	-	1	17	19	6	9	5	69	45	35	27	233
	0%	0%	7%	8%	3%	4%	2%	30%	19%	15%	12%	
Interrogatory	-	-	2	11	2	5	1	97	28	27	18	191
	0%	0%	1%	6%	1%	3%	1%	51%	15%	14%	9%	
Impoundment	-	1	17	3	15	11	58	49	12	2	8	176
	0%	1%	10%	2%	9%	6%	33%	28%	7%	1%	5%	
Other	-	1	13	6	5	12	5	37	20	1	6	106
	0%	1%	12%	6%	5%	11%	5%	35%	19%	1%	6%	
Show Cause	-	-	3	1	1	4	1	33	19	22	7	91
	0%	0%	3%	1%	1%	4%	1%	36%	21%	24%	8%	
Bond Forfeiture	-	3	-	2	5	2	2	10	20	6	27	77
	0%	4%	0%	3%	6%	3%	3%	13%	26%	8%	35%	
Abstract	-	-	8	-	2	2	4	19	8	4	4	51
	0%	0%	16%	0%	4%	4%	8%	37%	16%	8%	8%	
Overweight	-	28	10	-	-	-	-	-	1	-	3	42
	0%	67%	24%	0%	0%	0%	0%	0%	2%	0%	7%	
Motion for Judgment	-	-	-	3	2	3	-	5	3	1	2	19
	0%	0%	0%	16%	11%	16%	0%	26%	16%	5%	11%	
Counter Claim	-	-	2	-	-	-	1	9	-	-	1	13
	0%	0%	15%	0%	0%	0%	8%	69%	0%	0%	8%	
Petition-Restore Arms	-	2	-	1	-	1	1	6	1	-	1	13
	0%	15%	0%	8%	0%	8%	8%	46%	8%	0%	8%	
Tenants Assertion	-	-	-	1	-	-	-	6	1	2	1	11
	0%	0%	0%	9%	0%	0%	0%	55%	9%	18%	9%	
Capias	-	-	-	-	-	-	1	1	-	1	-	3
	0%	0%	0%	0%	0%	0%	33%	33%	0%	33%	0%	
Third Party Claim	-	-	-	-	-	-	-	2	-	-	-	2
	0%	0%	0%	0%	0%	0%	0%	100%	0%	0%	0%	
Mechanic's Lien	-	-	-	-	-	-	-	-	-	1	-	1
	0%	0%	0%	0%	0%	0%	0%	0%	0%	100%	0%	
Total	1	334	1,028	371	558	1,056	567	6,035	1,938	1,038	1,641	14,567
	0%	2%	7%	3%	4%	7%	4%	41%	13%	7%	11%	
Total	1	10,120	27,996	1,905	3,315	8,790	2,263	24,661	17,238	4,738	22,204	123,231
	0%	8%	23%	2%	3%	7%	2%	20%	14%	4%	18%	

CASELOAD STATISTICS OF THE GENERAL DISTRICT COURTS

January 2018 thru December 2018

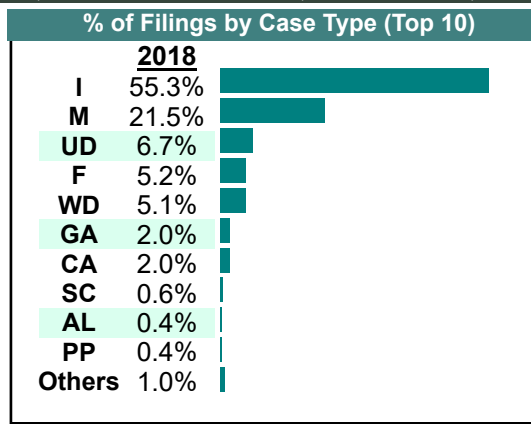
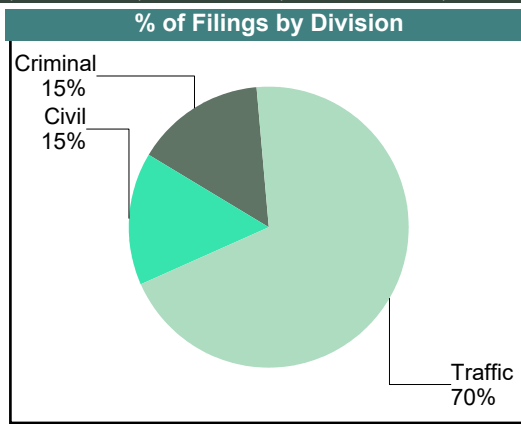
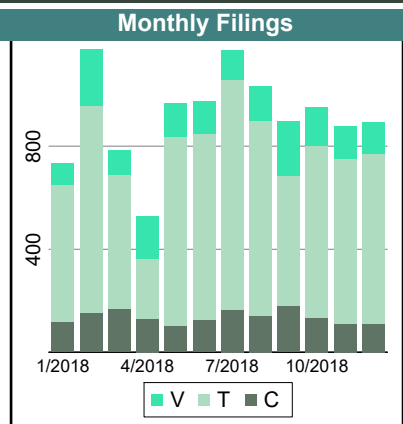
Bristol
District: 28
Court ID: 228520

<u>Criminal</u>		Filings	Hearings	Transactions	Concluded	Final Judgmt	Def Judgmt	Cont	Waived
Capias	CA	158	505	505	195	195	-	310	0
Civil Violation	CV	14	53	53	13	13	-	40	0
Felony	F	556	2,197	2,197	595	595	-	1,602	0
Misdemeanor	M	858	2,201	2,266	880	815	-	1,386	65
Show Cause	SC	54	90	90	54	54	-	36	0
Criminal Total		1,640	5,046	5,111	1,737	1,672	-	3,374	65

<u>Traffic</u>		Filings	Hearings	Transactions	Concluded	Final Judgmt	Def Judgmt	Cont	Waived
Capias	CA	61	172	172	62	62	-	110	0
Civil Violation	CV	4	6	6	2	2	-	4	0
Felony	F	14	61	61	17	17	-	44	0
Infraction	I	6,074	4,480	7,449	5,935	2,966	-	1,513	2,969
Misdemeanor	M	1,505	2,851	2,852	1,504	1,503	-	1,347	1
Show Cause	SC	10	19	19	11	11	-	8	0
Traffic Total		7,668	7,589	10,559	7,531	4,561	-	3,026	2,970

<u>Civil</u>		Filings	Hearings	Transactions	Concluded	Final Judgmt	Def Judgmt	Cont	Waived
Abstract	AJ	4	0	4	4	-	-	-	4
Admin License	AL	39	0	39	39	-	-	-	39
Bond Forfeiture	BF	1	1	1	0	-	-	1	0
Counter Claim	CC	1	0	1	1	-	-	-	1
Detinue	DT	38	33	54	35	2	12	18	21
Garnishment	GA	220	10	228	218	-	-	7	218
Impoundment	IM	3	0	3	3	-	-	-	3
Interrogatory	IN	5	7	11	4	-	-	7	4
Other	OT	1	0	1	1	-	-	-	1
Protective Order	PO	36	39	67	28	-	-	36	28
Prelim Prot Order	PP	39	1	40	39	-	-	1	39
Petition-Restore Arms	PR	1	1	2	1	-	-	1	1
Show Cause	SC	1	0	1	1	-	-	-	1
Unlawful Detainer	UD	732	362	843	729	106	142	113	481
Warrant in Debt	WD	564	670	833	566	56	347	264	163
Civil Total		1,685	1,124	2,128	1,669	164	501	448	1,004

Bristol Totals		10,993	13,759	17,798	10,937	6,397	501	6,848	4,039
-----------------------	--	---------------	---------------	---------------	---------------	--------------	------------	--------------	--------------



CASELOAD STATISTICS OF THE GENERAL DISTRICT COURTS

January 2018 thru December 2018

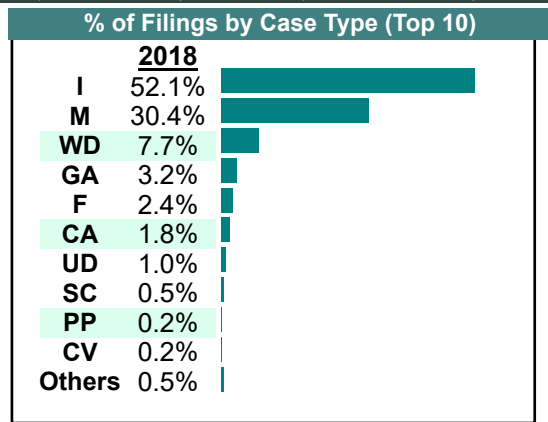
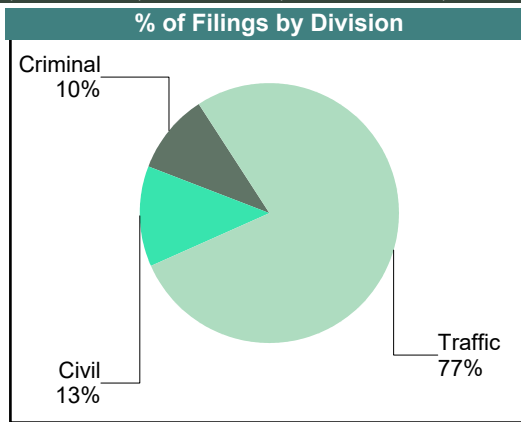
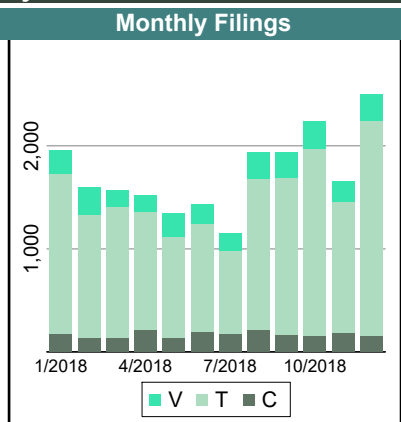
Smyth
District: 28
Court ID: 228173

<u>Criminal</u>		Filings	Hearings	Transactions	Concluded	Final Judgmt	Def Judgmt	Cont	Waived
Capias	CA	269	588	588	274	274	-	306	0
Civil Violation	CV	27	70	70	27	27	-	41	0
Felony	F	490	1,575	1,919	624	280	-	1,290	344
Misdemeanor	M	1,230	3,343	3,353	1,325	1,315	-	2,006	10
Show Cause	SC	46	123	123	48	48	-	73	0
Criminal Total		2,062	5,699	6,053	2,298	1,944	-	3,716	354

<u>Traffic</u>		Filings	Hearings	Transactions	Concluded	Final Judgmt	Def Judgmt	Cont	Waived
Capias	CA	116	292	292	128	128	-	164	0
Civil Violation	CV	5	5	6	5	4	-	1	1
Felony	F	14	46	54	14	6	-	40	8
Infraction	I	10,875	7,017	12,806	10,747	4,958	-	2,013	5,789
Misdemeanor	M	5,100	9,281	9,296	5,083	5,068	-	4,174	15
Show Cause	SC	48	105	105	41	41	-	63	0
Traffic Total		16,158	16,746	22,559	16,018	10,205	-	6,455	5,813

<u>Civil</u>		Filings	Hearings	Transactions	Concluded	Final Judgmt	Def Judgmt	Cont	Waived
Abstract	AJ	6	0	6	6	-	-	-	6
Admin License	AL	21	2	21	19	-	-	-	19
Bond Forfeiture	BF	1	0	1	1	-	-	-	1
Detinue	DT	11	16	18	10	6	2	7	2
Garnishment	GA	675	48	692	644	-	-	18	644
Impoundment	IM	9	4	9	5	-	-	-	5
Interrogatory	IN	4	5	6	1	-	-	3	1
Overweight	OC	4	3	5	2	-	-	1	2
Other	OT	16	9	16	7	-	-	-	7
Protective Order	PO	31	5	32	27	-	-	1	27
Prelim Prot Order	PP	43	9	48	39	-	-	3	39
Petition-Restore Arms	PR	2	0	2	2	-	-	-	2
Show Cause	SC	1	3	3	0	-	-	2	0
Tenants Assertion	TA	1	1	1	1	1	-	-	0
Unlawful Detainer	UD	210	205	251	203	75	82	38	46
Warrant in Debt	WD	1,599	1,700	2,107	1,531	124	1,000	549	407
Civil Total		2,634	2,010	3,218	2,498	206	1,084	622	1,208

Smyth Totals		20,854	24,455	31,830	20,814	12,355	1,084	10,793	7,375
---------------------	--	---------------	---------------	---------------	---------------	---------------	--------------	---------------	--------------



CASELOAD STATISTICS OF THE GENERAL DISTRICT COURTS

January 2018 thru December 2018

Washington

District: 28

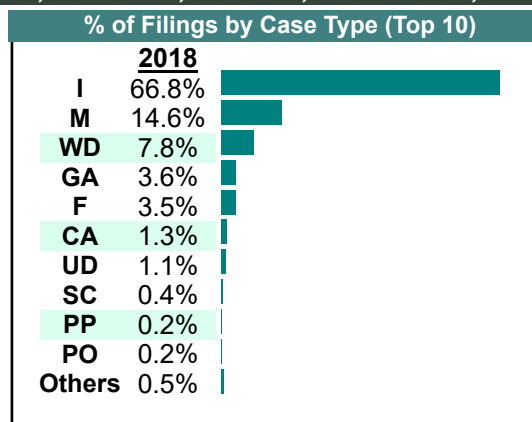
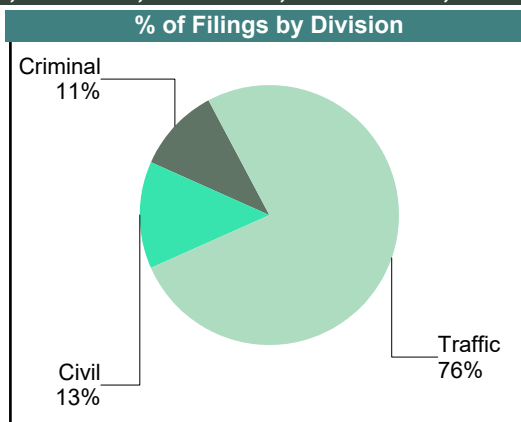
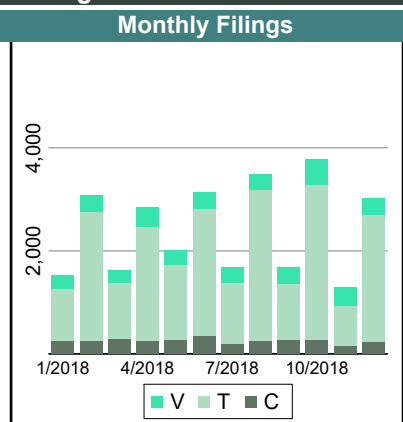
Court ID: 228191

<u>Criminal</u>		Filings	Hearings	Transactions	Concluded	Final Judgmt	Def Judgmt	Cont	Waived
Capias	CA	249	707	707	254	254	-	452	0
Civil Violation	CV	23	61	62	22	21	-	38	1
Felony	F	985	3,463	3,464	1,015	1,014	-	2,446	1
Misdemeanor	M	1,761	4,401	4,479	1,782	1,704	-	2,688	78
Show Cause	SC	94	175	175	99	99	-	75	0
Criminal Total		3,112	8,807	8,887	3,172	3,092	-	5,699	80

<u>Traffic</u>		Filings	Hearings	Transactions	Concluded	Final Judgmt	Def Judgmt	Cont	Waived
Capias	CA	129	389	389	127	127	-	261	0
Civil Violation	CV	1	0	1	1	-	-	-	1
Felony	F	36	129	129	35	35	-	94	0
Infraction	I	19,510	10,862	22,016	19,495	8,341	-	2,455	11,154
Misdemeanor	M	2,491	4,570	4,571	2,510	2,509	-	2,043	1
Show Cause	SC	21	41	41	19	19	-	22	0
Traffic Total		22,188	15,991	27,147	22,187	11,031	-	4,875	11,156

<u>Civil</u>		Filings	Hearings	Transactions	Concluded	Final Judgmt	Def Judgmt	Cont	Waived
Abstract	AJ	2	0	2	2	-	-	-	2
Admin License	AL	47	11	55	44	-	-	8	44
Bond Forfeiture	BF	20	22	33	14	-	3	16	11
Counter Claim	CC	2	1	2	1	-	-	1	1
Detinue	DT	10	10	14	10	1	5	4	4
Garnishment	GA	1,043	41	1,074	1,033	-	-	31	1,033
Impoundment	IM	16	4	17	13	-	-	1	13
Interrogatory	IN	8	6	15	9	-	-	6	9
Overweight	OC	16	10	25	15	-	-	10	15
Other	OT	9	8	13	6	1	-	4	5
Protective Order	PO	59	53	106	53	-	-	49	53
Prelim Prot Order	PP	60	1	60	59	-	-	1	59
Petition-Restore Arms	PR	2	2	4	2	-	-	2	2
Show Cause	SC	9	4	10	8	2	-	2	6
Unlawful Detainer	UD	318	318	398	299	92	127	94	80
Warrant in Debt	WD	2,270	2,540	3,172	2,186	199	1,355	974	632
Civil Total		3,891	3,031	5,000	3,754	295	1,490	1,203	1,969

Washington Totals		29,191	27,829	41,034	29,113	14,418	1,490	11,777	13,205
--------------------------	--	---------------	---------------	---------------	---------------	---------------	--------------	---------------	---------------



Filings by Court & Division

	<u>Bristol</u>		<u>Smyth</u>		<u>Washington</u>		<u>Total</u>
C Misdemeanor	858	22%	1,230	32%	1,761	46%	3,849
Felony	556	27%	490	24%	985	48%	2,031
Capias	158	23%	269	40%	249	37%	676
Show Cause	54	28%	46	24%	94	48%	194
Civil Violation	14	22%	27	42%	23	36%	64
Total	1,640	24%	2,062	30%	3,112	46%	6,814
T Infraction	6,074	17%	10,875	30%	19,510	54%	36,459
Misdemeanor	1,505	17%	5,100	56%	2,491	27%	9,096
Capias	61	20%	116	38%	129	42%	306
Show Cause	10	13%	48	61%	21	27%	79
Felony	14	22%	14	22%	36	56%	64
Civil Violation	4	40%	5	50%	1	10%	10
Total	7,668	17%	16,158	35%	22,188	48%	46,014
V Warrant in Debt	564	13%	1,599	36%	2,270	51%	4,433
Garnishment	220	11%	675	35%	1,043	54%	1,938
Unlawful Detainer	732	58%	210	17%	318	25%	1,260
Prelim Prot Order	39	27%	43	30%	60	42%	142
Protective Order	36	29%	31	25%	59	47%	126
Admin License	39	36%	21	20%	47	44%	107
Detinue	38	64%	11	19%	10	17%	59
Impoundment	3	11%	9	32%	16	57%	28
Other	1	4%	16	62%	9	35%	26
Bond Forfeiture	1	5%	1	5%	20	91%	22
Overweight	-	0%	4	20%	16	80%	20
Interrogatory	5	29%	4	24%	8	47%	17
Abstract	4	33%	6	50%	2	17%	12
Show Cause	1	9%	1	9%	9	82%	11
Petition-Restore Arms	1	20%	2	40%	2	40%	5
Counter Claim	1	33%	-	0%	2	67%	3
Tenants Assertion	-	0%	1	100%	-	0%	1
Total	1,685	21%	2,634	32%	3,891	47%	8,210
Total	10,993	18%	20,854	34%	29,191	48%	61,038

CASELOAD STATISTICS OF THE GENERAL DISTRICT COURTS

January 2018 thru December 2018

Buchanan

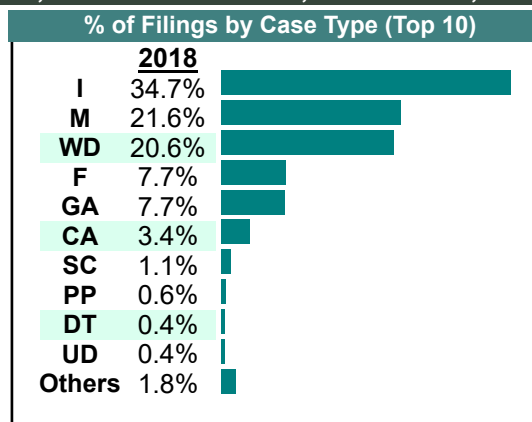
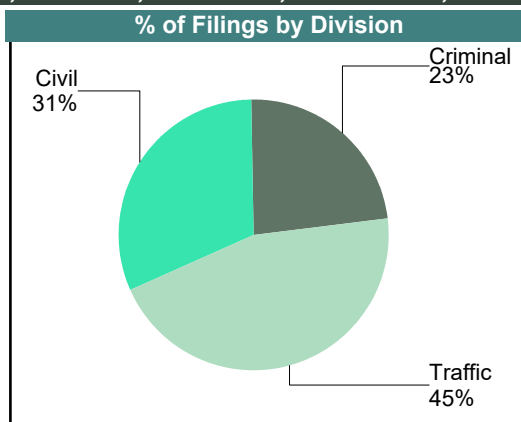
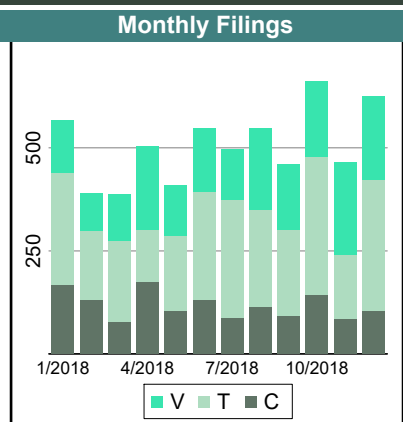
District: 29
Court ID: 229027

<u>Criminal</u>		Filings	Hearings	Transactions	Concluded	Final Judgmt	Def Judgmt	Cont	Waived
Capias	CA	126	507	507	155	155	-	352	0
Civil Violation	CV	12	26	27	14	13	-	13	1
Felony	F	462	1,851	1,969	388	270	-	1,581	118
Misdemeanor	M	768	2,380	2,416	779	743	-	1,637	36
Show Cause	SC	51	329	329	79	79	-	250	0
Criminal Total		1,419	5,093	5,248	1,415	1,260	-	3,833	155

<u>Traffic</u>		Filings	Hearings	Transactions	Concluded	Final Judgmt	Def Judgmt	Cont	Waived
Capias	CA	78	292	292	102	102	-	190	0
Civil Violation	CV	1	3	4	2	1	-	2	1
Felony	F	5	14	16	4	2	-	12	2
Infraction	I	2,102	2,329	2,997	2,048	1,380	-	949	668
Misdemeanor	M	541	1,209	1,209	516	516	-	693	0
Restricted O/L	RL	1	1	1	1	1	-	-	0
Show Cause	SC	13	193	193	41	41	-	152	0
Traffic Total		2,741	4,041	4,712	2,714	2,043	-	1,998	671

<u>Civil</u>		Filings	Hearings	Transactions	Concluded	Final Judgmt	Def Judgmt	Cont	Waived
Abstract	AJ	22	0	22	22	-	-	-	22
Admin License	AL	21	14	34	20	-	-	14	20
Detinue	DT	26	26	40	22	1	7	18	14
Garnishment	GA	464	171	603	432	-	-	171	432
Impoundment	IM	15	1	16	15	-	-	1	15
Interrogatory	IN	2	12	14	2	-	-	12	2
Motion for Judgment	MJ	5	7	9	2	-	-	7	2
Overweight	OC	9	12	23	11	-	-	12	11
Other	OT	6	1	7	6	-	-	1	6
Protective Order	PO	14	7	19	12	-	-	7	12
Prelim Prot Order	PP	36	32	66	34	-	-	32	34
Petition-Restore Arms	PR	1	0	1	1	-	-	-	1
Show Cause	SC	5	8	10	2	-	-	8	2
Unlawful Detainer	UD	25	31	38	19	4	8	19	7
Warrant in Debt	WD	1,252	1,363	1,570	1,104	29	868	466	207
Civil Total		1,903	1,685	2,472	1,704	34	883	768	787

Buchanan Totals		6,063	10,819	12,432	5,833	3,337	883	6,599	1,613
------------------------	--	--------------	---------------	---------------	--------------	--------------	------------	--------------	--------------



CASELOAD STATISTICS OF THE GENERAL DISTRICT COURTS

January 2018 thru December 2018

Dickenson

District: 29

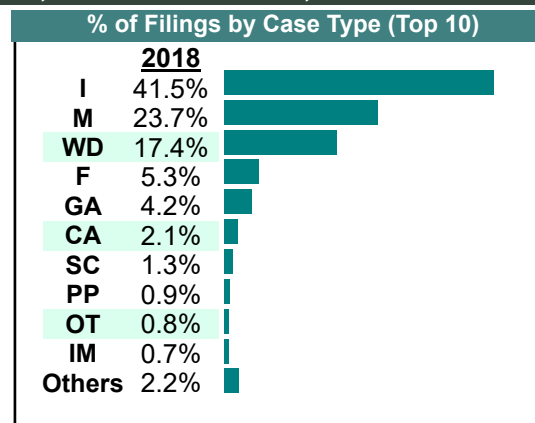
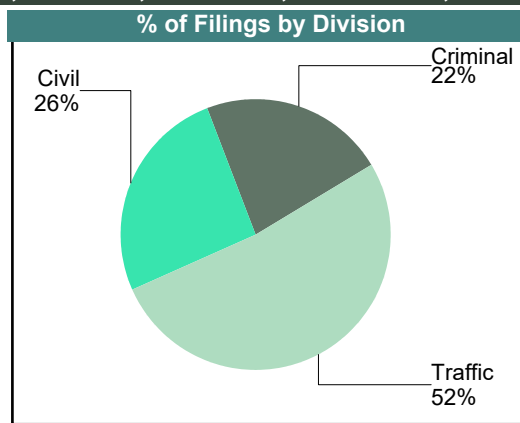
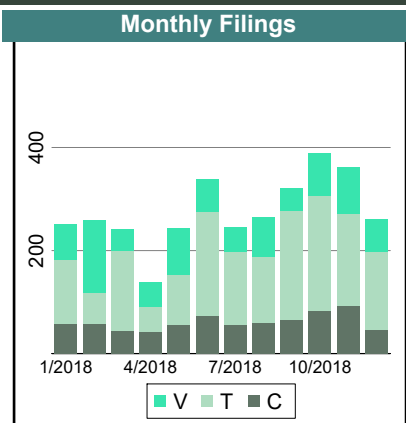
Court ID: 229051

Criminal		Filings	Hearings	Transactions	Concluded	Final Judgmt	Def Judgmt	Cont	Waived
Capias	CA	56	186	186	51	51	-	135	0
Civil Violation	CV	3	13	13	6	6	-	7	0
Felony	F	172	559	559	177	177	-	382	0
Misdemeanor	M	467	1,134	1,167	448	415	-	719	33
Show Cause	SC	37	120	120	33	33	-	87	0
Criminal Total		735	2,012	2,045	715	682	-	1,330	33

Traffic		Filings	Hearings	Transactions	Concluded	Final Judgmt	Def Judgmt	Cont	Waived
Capias	CA	13	35	35	16	16	-	19	0
Civil Violation	CV	3	2	3	3	2	-	-	1
Felony	F	3	4	4	1	1	-	3	0
Infraction	I	1,376	1,090	1,612	1,362	840	-	250	522
Misdemeanor	M	319	529	529	307	307	-	222	0
Motion	MO	1	1	1	1	1	-	-	0
Other	O	1	1	1	1	1	-	-	0
Restricted O/L	RL	7	7	7	7	7	-	-	0
Show Cause	SC	2	7	7	4	4	-	3	0
Traffic Total		1,725	1,676	2,199	1,702	1,179	-	497	523

Civil		Filings	Hearings	Transactions	Concluded	Final Judgmt	Def Judgmt	Cont	Waived
Admin License	AL	6	0	6	6	-	-	-	6
Detinue	DT	10	18	20	11	6	3	9	2
Garnishment	GA	139	30	168	138	-	-	30	138
Impoundment	IM	23	0	23	23	-	-	-	23
Interrogatory	IN	3	1	4	3	-	-	1	3
Motion for Judgment	MJ	1	1	1	1	-	1	-	0
Overweight	OC	4	0	4	4	-	-	-	4
Other	OT	25	62	88	28	2	-	60	26
Protective Order	PO	15	11	25	14	-	-	11	14
Prelim Prot Order	PP	29	2	32	30	-	-	2	30
Petition-Restore Arms	PR	1	1	1	0	-	-	1	0
Show Cause	SC	3	105	116	12	1	-	104	11
Unlawful Detainer	UD	18	23	28	18	7	6	10	5
Warrant in Debt	WD	577	725	860	557	49	373	303	135
Civil Total		854	979	1,376	845	65	383	531	397

Dickenson Totals		3,314	4,667	5,620	3,262	1,926	383	2,358	953
-------------------------	--	--------------	--------------	--------------	--------------	--------------	------------	--------------	------------



CASELOAD STATISTICS OF THE GENERAL DISTRICT COURTS

January 2018 thru December 2018

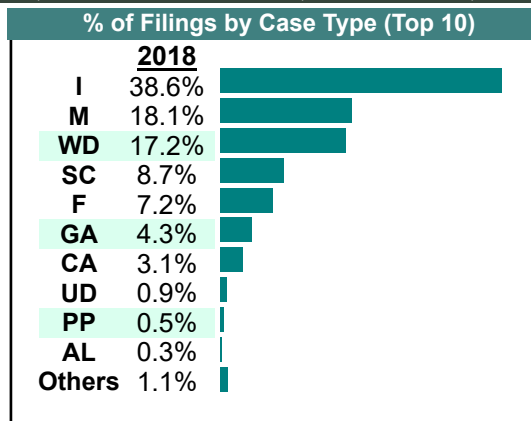
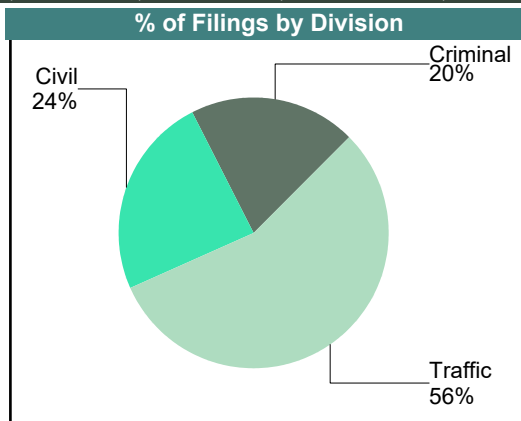
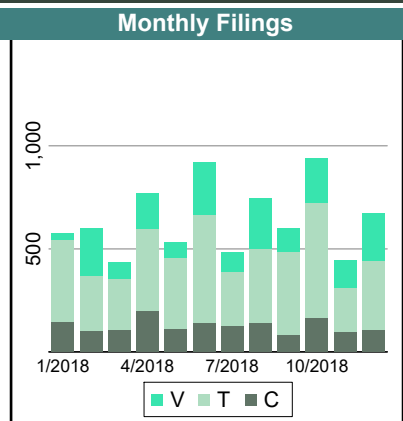
Russell
District: 29
Court ID: 129167

Criminal		Filings	Hearings	Transactions	Concluded	Final Judgmt	Def Judgmt	Cont	Waived
Capias	CA	128	395	395	148	148	-	247	0
Civil Violation	CV	3	3	3	3	3	-	-	0
Felony	F	532	2,184	2,184	462	462	-	1,722	0
Misdemeanor	M	670	2,204	2,234	757	727	-	1,477	30
Show Cause	SC	203	738	738	239	239	-	499	0
Criminal Total		1,536	5,524	5,554	1,609	1,579	-	3,945	30

Traffic		Filings	Hearings	Transactions	Concluded	Final Judgmt	Def Judgmt	Cont	Waived
Capias	CA	114	425	425	148	148	-	277	0
Civil Violation	CV	3	14	14	3	3	-	11	0
Felony	F	21	87	87	23	23	-	64	0
Infraction	I	2,980	2,538	3,733	3,015	1,820	-	718	1,195
Misdemeanor	M	727	1,710	1,711	739	738	-	972	1
Other	O	1	3	3	1	1	-	2	0
Restricted O/L	RL	5	4	5	5	4	-	-	1
Show Cause	SC	466	1,551	1,551	546	546	-	1,005	0
Traffic Total		4,317	6,332	7,529	4,480	3,283	-	3,049	1,197

Civil		Filings	Hearings	Transactions	Concluded	Final Judgmt	Def Judgmt	Cont	Waived
Abstract	AJ	5	0	5	5	-	-	-	5
Admin License	AL	21	2	23	21	-	-	1	21
Capias	CA	1	5	5	0	-	-	5	0
Counter Claim	CC	1	2	3	1	-	-	2	1
Detinue	DT	15	18	26	16	6	2	10	8
Garnishment	GA	336	74	395	321	-	-	74	321
Impoundment	IM	21	0	21	21	-	-	-	21
Interrogatory	IN	1	8	9	1	-	-	8	1
Motion for Judgment	MJ	2	1	2	2	-	1	-	1
Overweight	OC	2	1	2	1	-	-	1	1
Other	OT	11	0	12	12	-	-	-	12
Protective Order	PO	12	3	14	11	-	-	3	11
Prelim Prot Order	PP	42	35	78	43	-	-	35	43
Petition-Restore Arms	PR	1	0	1	1	-	-	-	1
Show Cause	SC	3	13	14	1	-	-	13	1
Unlawful Detainer	UD	72	68	91	72	34	15	19	23
Warrant in Debt	WD	1,330	1,464	1,828	1,317	127	826	511	364
Civil Total		1,876	1,694	2,529	1,846	167	844	682	835

Russell Totals		7,729	13,550	15,612	7,935	5,029	844	7,676	2,062
-----------------------	--	--------------	---------------	---------------	--------------	--------------	------------	--------------	--------------



CASELOAD STATISTICS OF THE GENERAL DISTRICT COURTS

January 2018 thru December 2018

Tazewell

District: 29

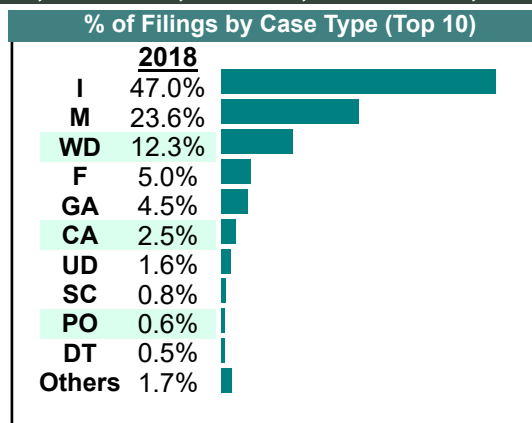
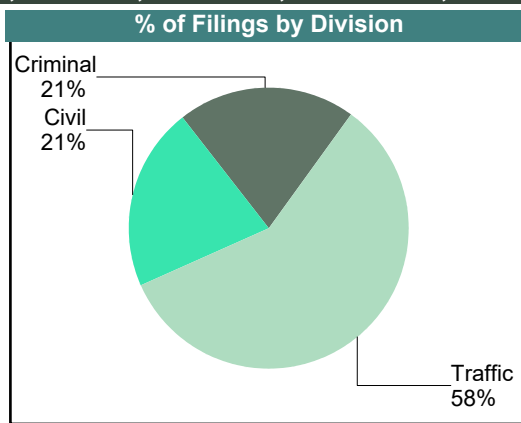
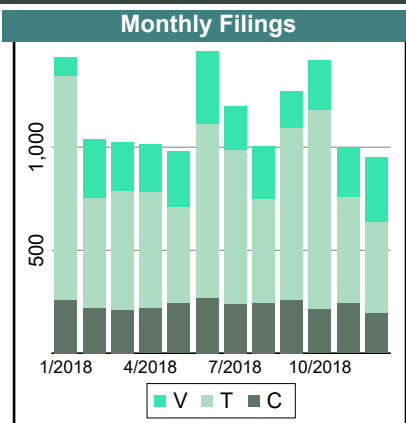
Court ID: 229185

Criminal		Filings	Hearings	Transactions	Concluded	Final Judgmt	Def Judgmt	Cont	Waived
Capias	CA	229	789	789	254	254	-	535	0
Civil Violation	CV	32	97	98	31	30	-	67	1
Felony	F	681	2,301	2,552	604	353	-	1,947	251
Misdemeanor	M	1,816	4,981	5,098	1,639	1,522	-	3,457	117
Show Cause	SC	77	212	212	88	88	-	124	0
Criminal Total		2,835	8,380	8,749	2,616	2,247	-	6,130	369

Traffic		Filings	Hearings	Transactions	Concluded	Final Judgmt	Def Judgmt	Cont	Waived
Capias	CA	109	382	382	134	134	-	248	0
Civil Violation	CV	2	2	2	2	2	-	-	0
Felony	F	4	8	8	1	1	-	7	0
Infraction	I	6,490	5,738	8,111	6,429	4,056	-	1,679	2,373
Misdemeanor	M	1,445	2,553	2,571	1,424	1,406	-	1,147	18
Restricted O/L	RL	5	5	5	5	5	-	-	0
Show Cause	SC	19	90	90	25	25	-	65	0
Traffic Total		8,074	8,778	11,169	8,020	5,629	-	3,146	2,391

Civil		Filings	Hearings	Transactions	Concluded	Final Judgmt	Def Judgmt	Cont	Waived
Abstract	AJ	7	7	7	7	7	-	-	0
Admin License	AL	27	0	27	27	-	-	-	27
Bond Forfeiture	BF	4	5	7	2	-	-	5	2
Capias	CA	1	37	45	8	-	-	37	8
Detinue	DT	73	94	125	75	6	38	50	31
Garnishment	GA	628	158	779	621	-	-	156	621
Impoundment	IM	45	3	45	42	-	-	-	42
Interrogatory	IN	5	3	8	5	-	-	3	5
Motion for Judgment	MJ	4	10	11	2	-	1	9	1
Overweight	OC	10	2	15	13	-	-	2	13
Other	OT	23	3	24	21	-	-	3	21
Protective Order	PO	78	27	100	73	-	-	24	73
Prelim Prot Order	PP	71	5	72	67	-	-	1	67
Show Cause	SC	11	600	722	123	-	1	599	122
Tenants Assertion	TA	1	3	3	1	1	-	2	0
Unlawful Detainer	UD	220	244	301	224	79	88	77	57
Warrant in Debt	WD	1,692	1,903	2,334	1,710	137	1,142	624	431
Civil Total		2,900	3,104	4,625	3,021	230	1,270	1,592	1,521

Tazewell Totals		13,809	20,262	24,543	13,657	8,106	1,270	10,868	4,281
------------------------	--	---------------	---------------	---------------	---------------	--------------	--------------	---------------	--------------



Filings by Court & Division

	<u>Buchanan</u>		<u>Dickenson</u>		<u>Russell</u>		<u>Tazewell</u>		<u>Total</u>
C Misdemeanor	768	21%	467	13%	670	18%	1,816	49%	3,721
Felony	462	25%	172	9%	532	29%	681	37%	1,847
Capias	126	23%	56	10%	128	24%	229	42%	539
Show Cause	51	14%	37	10%	203	55%	77	21%	368
Civil Violation	12	24%	3	6%	3	6%	32	64%	50
Total	1,419	22%	735	11%	1,536	24%	2,835	43%	6,525
T Infraction	2,102	16%	1,376	11%	2,980	23%	6,490	50%	12,948
Misdemeanor	541	18%	319	11%	727	24%	1,445	48%	3,032
Show Cause	13	3%	2	0%	466	93%	19	4%	500
Capias	78	25%	13	4%	114	36%	109	35%	314
Felony	5	15%	3	9%	21	64%	4	12%	33
Restricted O/L	1	6%	7	39%	5	28%	5	28%	18
Civil Violation	1	11%	3	33%	3	33%	2	22%	9
Other	-	0%	1	50%	1	50%	-	0%	2
Motion	-	0%	1	100%	-	0%	-	0%	1
Total	2,741	16%	1,725	10%	4,317	26%	8,074	48%	16,857
V Warrant in Debt	1,252	26%	577	12%	1,330	27%	1,692	35%	4,851
Garnishment	464	30%	139	9%	336	21%	628	40%	1,567
Unlawful Detainer	25	7%	18	5%	72	21%	220	66%	335
Prelim Prot Order	36	20%	29	16%	42	24%	71	40%	178
Detinue	26	21%	10	8%	15	12%	73	59%	124
Protective Order	14	12%	15	13%	12	10%	78	66%	119
Impoundment	15	14%	23	22%	21	20%	45	43%	104
Admin License	21	28%	6	8%	21	28%	27	36%	75
Other	6	9%	25	38%	11	17%	23	35%	65
Abstract	22	65%	-	0%	5	15%	7	21%	34
Overweight	9	36%	4	16%	2	8%	10	40%	25
Show Cause	5	23%	3	14%	3	14%	11	50%	22
Motion for Judgment	5	42%	1	8%	2	17%	4	33%	12
Interrogatory	2	18%	3	27%	1	9%	5	45%	11
Bond Forfeiture	-	0%	-	0%	-	0%	4	100%	4
Petition-Restore Arms	1	33%	1	33%	1	33%	-	0%	3
Capias	-	0%	-	0%	1	50%	1	50%	2
Counter Claim	-	0%	-	0%	1	100%	-	0%	1
Tenants Assertion	-	0%	-	0%	-	0%	1	100%	1
Total	1,903	25%	854	11%	1,876	25%	2,900	38%	7,533
Total	6,063	20%	3,314	11%	7,729	25%	13,809	45%	30,915

CASELOAD STATISTICS OF THE GENERAL DISTRICT COURTS

January 2018 thru December 2018

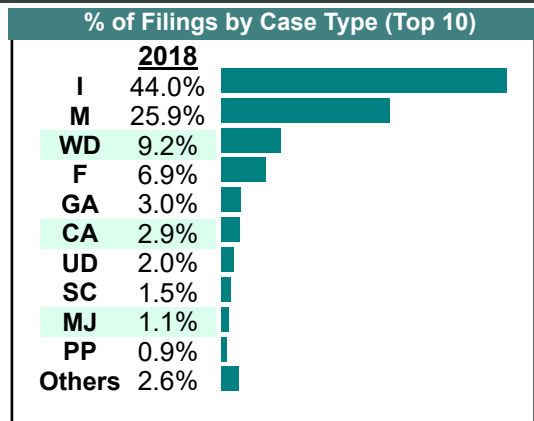
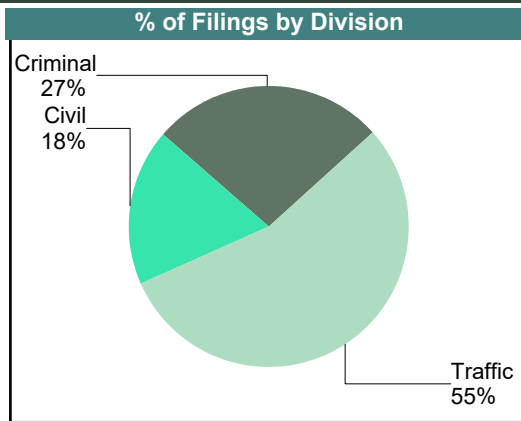
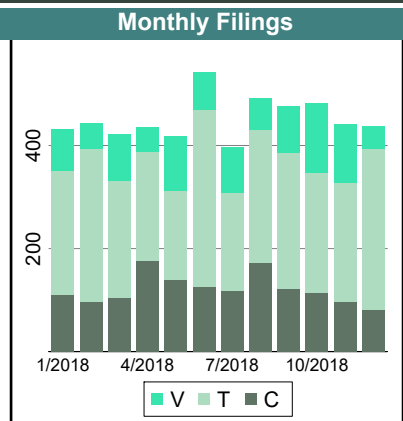
Lee
District: **30**
Court ID: **230105**

<u>Criminal</u>		<u>Filings</u>	<u>Hearings</u>	<u>Transactions</u>	<u>Concluded</u>	<u>Final Judgmt</u>	<u>Def Judgmt</u>	<u>Cont</u>	<u>Waived</u>
Capias	CA	101	361	361	116	116	-	237	0
Civil Violation	CV	40	157	157	53	53	-	104	0
Felony	F	363	1,191	1,343	367	215	-	963	152
Misdemeanor	M	907	2,722	2,754	939	907	-	1,805	32
Show Cause	SC	47	150	150	47	47	-	99	0
Criminal Total		1,458	4,581	4,765	1,522	1,338	-	3,208	184

<u>Traffic</u>		<u>Filings</u>	<u>Hearings</u>	<u>Transactions</u>	<u>Concluded</u>	<u>Final Judgmt</u>	<u>Def Judgmt</u>	<u>Cont</u>	<u>Waived</u>
Capias	CA	58	172	172	65	65	-	104	0
Felony	F	9	34	40	16	10	-	24	6
Infraction	I	2,384	1,956	3,070	2,393	1,279	-	668	1,114
Misdemeanor	M	497	1,243	1,247	521	517	-	711	4
Restricted O/L	RL	6	6	6	6	6	-	-	0
Show Cause	SC	29	78	78	30	30	-	46	0
Traffic Total		2,983	3,489	4,613	3,031	1,907	-	1,553	1,124

<u>Civil</u>		<u>Filings</u>	<u>Hearings</u>	<u>Transactions</u>	<u>Concluded</u>	<u>Final Judgmt</u>	<u>Def Judgmt</u>	<u>Cont</u>	<u>Waived</u>
Abstract	AJ	4	0	4	4	-	-	-	4
Admin License	AL	3	0	3	3	-	-	-	3
Bond Forfeiture	BF	0	2	3	2	1	-	1	1
Counter Claim	CC	1	1	1	1	1	-	-	0
Detinue	DT	11	12	15	8	3	2	7	3
Garnishment	GA	163	29	195	166	-	-	29	166
Impoundment	IM	10	0	10	10	-	-	-	10
Interrogatory	IN	6	8	10	2	-	-	8	2
Motion for Judgment	MJ	60	60	73	56	14	29	17	13
Overweight	OC	4	1	5	4	-	-	1	4
Other	OT	13	5	18	13	-	-	4	13
Protective Order	PO	41	15	54	39	-	-	15	39
Prelim Prot Order	PP	49	0	49	49	-	-	-	49
Petition-Restore Arms	PR	3	2	5	3	-	-	2	3
Show Cause	SC	4	9	12	3	-	-	9	3
Unlawful Detainer	UD	107	155	188	108	22	53	80	33
Warrant in Debt	WD	499	562	692	479	70	279	213	130
Civil Total		978	861	1,337	950	111	363	386	476

Lee Totals		5,419	8,931	10,715	5,503	3,356	363	5,147	1,784
-------------------	--	--------------	--------------	---------------	--------------	--------------	------------	--------------	--------------



CASELOAD STATISTICS OF THE GENERAL DISTRICT COURTS

January 2018 thru December 2018

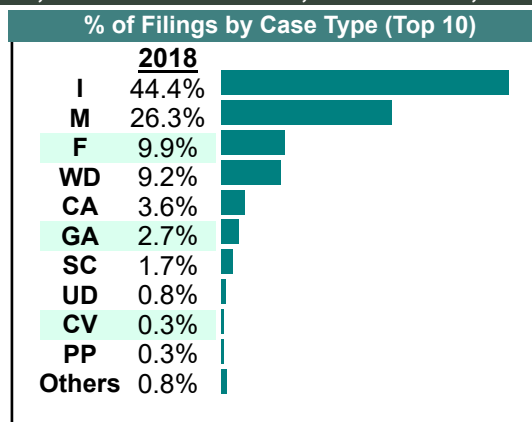
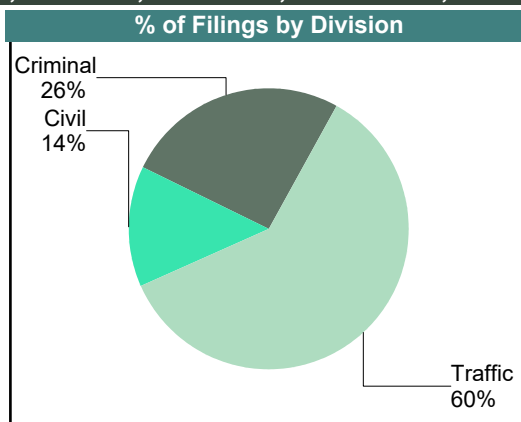
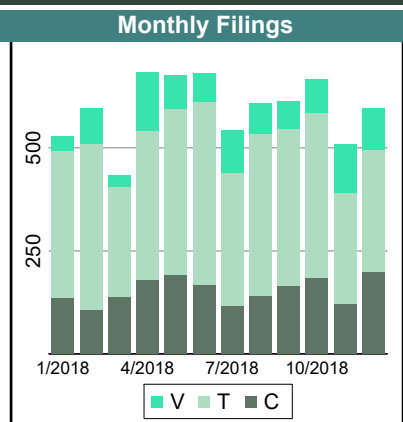
Scott
District: 30
Court ID: 230169

<u>Criminal</u>		Filings	Hearings	Transactions	Concluded	Final Judgmt	Def Judgmt	Cont	Waived
Capias	CA	134	374	374	146	146	-	228	0
Civil Violation	CV	20	56	56	18	18	-	38	0
Felony	F	687	1,901	2,304	649	246	-	1,655	403
Misdemeanor	M	935	2,840	2,905	952	887	-	1,953	65
Motion	MO	6	7	7	6	6	-	1	0
Show Cause	SC	67	156	156	75	75	-	81	0
Criminal Total		1,849	5,334	5,802	1,846	1,378	-	3,956	468

<u>Traffic</u>		Filings	Hearings	Transactions	Concluded	Final Judgmt	Def Judgmt	Cont	Waived
Capias	CA	122	274	274	120	120	-	154	0
Civil Violation	CV	3	5	5	5	5	-	-	0
Felony	F	16	55	71	23	7	-	48	16
Infraction	I	3,164	2,481	4,183	3,169	1,467	-	1,014	1,702
Misdemeanor	M	942	2,449	2,477	980	952	-	1,497	28
Motion	MO	1	1	1	1	1	-	-	0
Restricted O/L	RL	1	1	1	1	1	-	-	0
Show Cause	SC	50	113	113	55	55	-	58	0
Traffic Total		4,299	5,379	7,125	4,354	2,608	-	2,771	1,746

<u>Civil</u>		Filings	Hearings	Transactions	Concluded	Final Judgmt	Def Judgmt	Cont	Waived
Admin License	AL	15	0	15	15	-	-	-	15
Detinue	DT	11	10	16	11	2	3	5	6
Garnishment	GA	193	57	242	185	-	-	57	185
Impoundment	IM	2	0	2	2	-	-	-	2
Motion for Judgment	MJ	1	2	2	0	-	-	2	0
Overweight	OC	8	1	9	8	-	-	1	8
Other	OT	5	0	5	5	-	-	-	5
Protective Order	PO	9	1	12	11	-	-	1	11
Prelim Prot Order	PP	22	30	50	21	1	-	28	20
Petition-Restore Arms	PR	1	1	2	1	-	-	1	1
Show Cause	SC	5	2	5	3	-	-	2	3
Unlawful Detainer	UD	55	77	88	55	22	22	33	11
Warrant in Debt	WD	656	795	976	666	78	407	310	181
Civil Total		983	976	1,424	983	103	432	440	448

Scott Totals		7,131	11,689	14,351	7,183	4,089	432	7,167	2,662
---------------------	--	--------------	---------------	---------------	--------------	--------------	------------	--------------	--------------



CASELOAD STATISTICS OF THE GENERAL DISTRICT COURTS

January 2018 thru December 2018

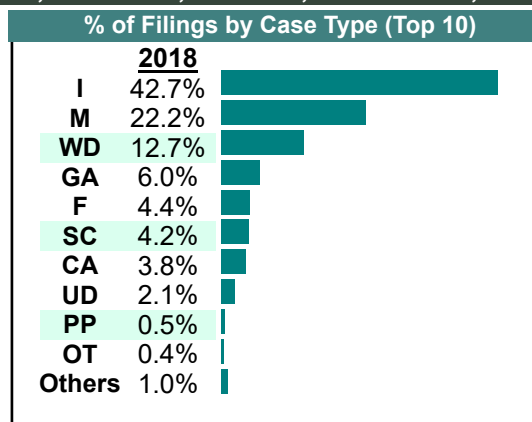
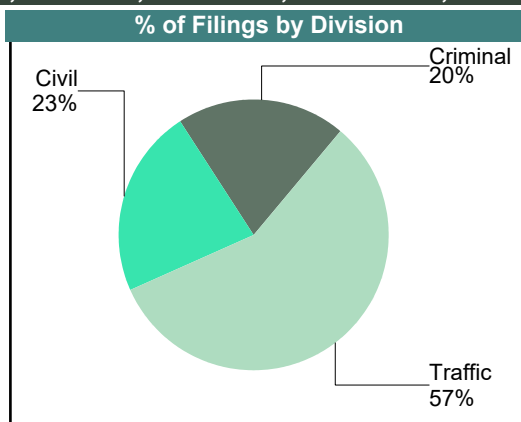
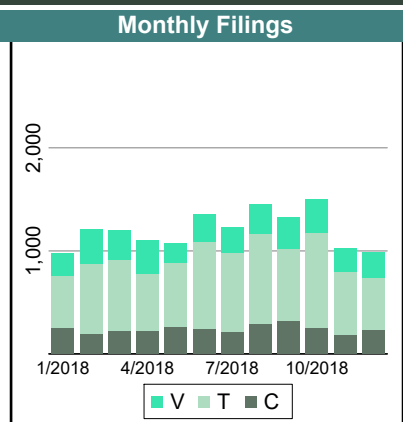
Wise
District: **30**
Court ID: **230195**

<u>Criminal</u>		Filings	Hearings	Transactions	Concluded	Final Judgmt	Def Judgmt	Cont	Waived
Capias	CA	291	818	818	292	292	-	524	0
Civil Violation	CV	15	36	36	14	14	-	22	0
Felony	F	566	1,947	1,974	490	463	-	1,478	27
Misdemeanor	M	1,808	4,813	4,893	1,655	1,575	-	3,226	80
Other	O	1	2	2	0	-	-	2	0
Show Cause	SC	218	622	622	234	234	-	381	0
Criminal Total		2,899	8,238	8,345	2,685	2,578	-	5,633	107

<u>Traffic</u>		Filings	Hearings	Transactions	Concluded	Final Judgmt	Def Judgmt	Cont	Waived
Capias	CA	254	729	729	268	268	-	457	0
Civil Violation	CV	13	54	54	19	19	-	35	0
Felony	F	67	281	289	67	59	-	220	8
Infraction	I	6,163	5,978	8,118	6,086	3,946	-	2,025	2,140
Misdemeanor	M	1,400	4,684	4,685	1,474	1,473	-	3,208	1
Show Cause	SC	380	933	933	409	409	-	512	0
Traffic Total		8,277	12,659	14,808	8,323	6,174	-	6,457	2,149

<u>Civil</u>		Filings	Hearings	Transactions	Concluded	Final Judgmt	Def Judgmt	Cont	Waived
Abstract	AJ	8	0	8	8	-	-	-	8
Admin License	AL	35	9	40	31	-	-	5	31
DI	DI	1	0	1	1	-	-	-	1
Detinue	DT	17	25	36	15	2	2	21	11
Garnishment	GA	860	495	1,334	839	-	-	483	839
Impoundment	IM	26	3	26	23	-	-	-	23
Interrogatory	IN	5	4	8	4	-	-	4	4
Motion for Judgment	MJ	12	43	55	13	-	1	40	12
Other	OT	61	40	85	54	7	2	27	45
Protective Order	PO	17	2	18	16	-	-	1	16
Prelim Prot Order	PP	73	55	124	69	-	-	52	69
Show Cause	SC	9	8	16	8	-	-	8	8
Tenants Assertion	TA	1	1	2	1	-	-	1	1
Unlawful Detainer	UD	300	392	483	295	46	158	186	91
Warrant in Debt	WD	1,831	2,319	2,922	1,890	147	1,140	1,027	603
Civil Total		3,256	3,396	5,158	3,267	202	1,303	1,855	1,762

Wise Totals		14,432	24,293	28,311	14,275	8,954	1,303	13,945	4,018
--------------------	--	---------------	---------------	---------------	---------------	--------------	--------------	---------------	--------------



Filings by Court & Division

	<u>Lee</u>		<u>Scott</u>		<u>Wise</u>		<u>Total</u>
C Misdemeanor	907	25%	935	26%	1,808	50%	3,650
Felony	363	22%	687	43%	566	35%	1,616
Capias	101	19%	134	25%	291	55%	526
Show Cause	47	14%	67	20%	218	66%	332
Civil Violation	40	53%	20	27%	15	20%	75
Motion	-	0%	6	100%	-	0%	6
Other	-	0%	-	0%	1	100%	1
Total	1,458	23%	1,849	30%	2,899	47%	6,206
T Infraction	2,384	20%	3,164	27%	6,163	53%	11,711
Misdemeanor	497	18%	942	33%	1,400	49%	2,839
Show Cause	29	6%	50	11%	380	83%	459
Capias	58	13%	122	28%	254	59%	434
Felony	9	10%	16	17%	67	73%	92
Civil Violation	-	0%	3	19%	13	81%	16
Restricted O/L	6	86%	1	14%	-	0%	7
Motion	-	0%	1	100%	-	0%	1
Total	2,983	19%	4,299	28%	8,277	53%	15,559
V Warrant in Debt	499	17%	656	22%	1,831	61%	2,986
Garnishment	163	13%	193	16%	860	71%	1,216
Unlawful Detainer	107	23%	55	12%	300	65%	462
Prelim Prot Order	49	34%	22	15%	73	51%	144
Other	13	16%	5	6%	61	77%	79
Motion for Judgment	60	82%	1	1%	12	16%	73
Protective Order	41	61%	9	13%	17	25%	67
Admin License	3	6%	15	28%	35	66%	53
Detinue	11	28%	11	28%	17	44%	39
Impoundment	10	26%	2	5%	26	68%	38
Show Cause	4	22%	5	28%	9	50%	18
Abstract	4	33%	-	0%	8	67%	12
Overweight	4	33%	8	67%	-	0%	12
Interrogatory	6	55%	-	0%	5	45%	11
Petition-Restore Arms	3	75%	1	25%	-	0%	4
Counter Claim	1	100%	-	0%	-	0%	1
DI	-	0%	-	0%	1	100%	1
Tenants Assertion	-	0%	-	0%	1	100%	1
Bond Forfeiture	-	0%	-	0%	-	0%	0
Total	978	19%	983	19%	3,256	62%	5,217
Total	5,419	20%	7,131	26%	14,432	53%	26,982

CASELOAD STATISTICS OF THE GENERAL DISTRICT COURTS

January 2018 thru December 2018

Prince William

District: 31

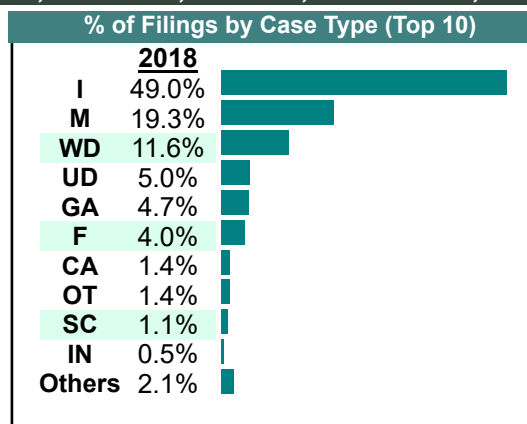
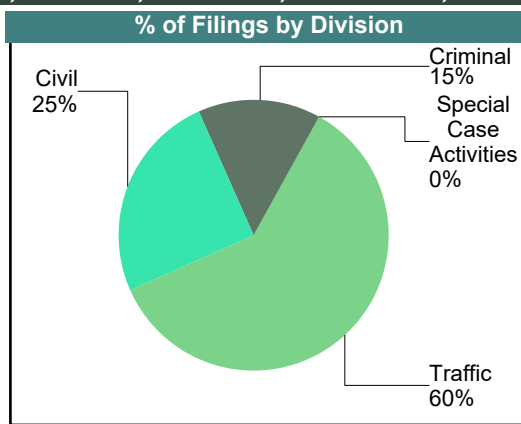
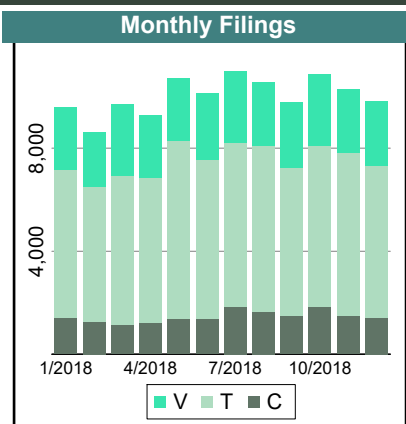
Court ID: 231153

Criminal		Filings	Hearings	Transactions	Concluded	Final Judgmt	Def Judgmt	Cont	Waived
Capias	CA	1,293	4,088	4,088	1,413	1,413	-	2,655	0
Civil Violation	CV	401	1,360	1,362	348	346	-	1,013	2
Felony	F	4,566	21,800	23,341	4,530	2,989	-	18,790	1,541
Misdemeanor	M	10,576	32,187	32,623	10,106	9,670	-	22,475	436
Other	O	4	1	4	4	1	-	-	3
Show Cause	SC	785	1,900	1,900	799	799	-	1,086	0
Criminal Total		17,625	61,336	63,318	17,200	15,218	-	46,019	1,982

Traffic		Filings	Hearings	Transactions	Concluded	Final Judgmt	Def Judgmt	Cont	Waived
Capias	CA	392	1,197	1,197	423	423	-	769	0
Civil Violation	CV	57	69	69	55	55	-	14	0
Felony	F	190	790	845	185	130	-	659	55
Infraction	I	58,942	45,362	71,444	58,764	32,682	-	12,555	26,082
Misdemeanor	M	12,625	24,480	24,498	12,412	12,394	-	12,065	18
Other	O	168	198	201	165	162	-	35	3
Restricted O/L	RL	71	71	71	66	66	-	-	0
Show Cause	SC	44	108	108	50	50	-	57	0
Traffic Total		72,489	72,275	98,433	72,120	45,962	-	26,154	26,158

Civil		Filings	Hearings	Transactions	Concluded	Final Judgmt	Def Judgmt	Cont	Waived
Abstract	AJ	209	129	210	210	53	76	-	81
Bond Forfeiture	BF	113	129	198	89	-	20	107	69
Capias	CA	50	40	91	51	-	-	40	51
Detinue	DT	185	132	242	187	5	72	55	110
Garnishment	GA	5,704	1,338	6,983	5,645	-	-	1,335	5,645
Interrogatory	IN	546	764	1,342	578	-	-	762	578
Mental Commitment	MC	1							
Motion for Judgment	MJ	68	83	116	61	9	19	55	33
Overweight	OC	129	11	142	131	-	-	11	131
Other	OT	1,690	117	1,760	1,653	6	4	68	1,643
Protective Order	PO	295	125	388	263	-	-	100	263
Prelim Prot Order	PP	336	12	346	334	-	-	9	334
Petition-Restore Arms	PR	5	3	8	5	-	-	3	5
Show Cause	SC	446	420	813	438	8	37	372	393
Tenants Assertion	TA	18	22	36	18	2	2	18	14
Unlawful Detainer	UD	5,958	4,592	7,696	5,994	760	2,130	1,699	3,104
Warrant in Debt	WD	13,941	15,703	20,748	13,864	1,210	7,609	6,879	5,045
Zoning Viol	ZO	525	383	754	544	43	130	210	371
Civil Total		30,219	24,003	41,874	30,066	2,096	10,099	11,723	17,871

Prince William Totals	120,333	157,614	203,625	119,386	63,276	10,099	83,896	46,011
------------------------------	----------------	----------------	----------------	----------------	---------------	---------------	---------------	---------------



Filings by Court & Division

<u>Prince William</u>			
C	Misdemeanor	10,576	8.8%
	Felony	4,566	3.8%
	Capias	1,293	1.1%
	Show Cause	785	0.7%
	Civil Violation	401	0.3%
	Other	4	0.0%
	Total	17,625	15%
T	Infraction	58,942	49.0%
	Misdemeanor	12,625	10.5%
	Capias	392	0.3%
	Felony	190	0.2%
	Other	168	0.1%
	Restricted O/L	71	0.1%
	Civil Violation	57	0.0%
	Show Cause	44	0.0%
	Total	72,489	60%
V	Warrant in Debt	13,941	11.6%
	Unlawful Detainer	5,958	5.0%
	Garnishment	5,704	4.7%
	Other	1,690	1.4%
	Interrogatory	546	0.5%
	Zoning Viol	525	0.4%
	Show Cause	446	0.4%
	Prelim Prot Order	336	0.3%
	Protective Order	295	0.2%
	Abstract	209	0.2%
	Detinue	185	0.2%
	Overweight	129	0.1%
	Bond Forfeiture	113	0.1%
	Motion for Judgment	68	0.1%
	Capias	50	0.0%
	Tenants Assertion	18	0.0%
	Petition-Restore Arms	5	0.0%
	Mental Commitment	1	0.0%
Total	30,219	25%	
Total	120,333	100%	

CASELOAD STATISTICS OF THE GENERAL DISTRICT COURTS

January 2018 thru December 2018

Accomack

District: **32**

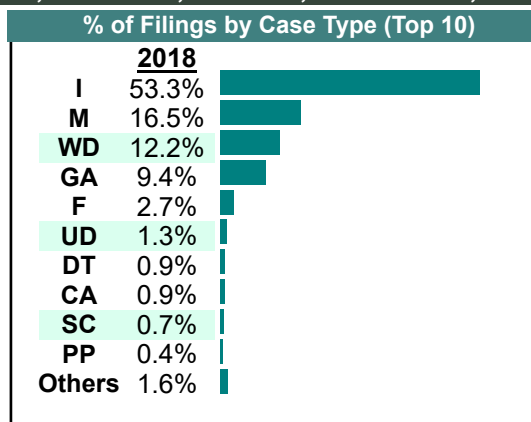
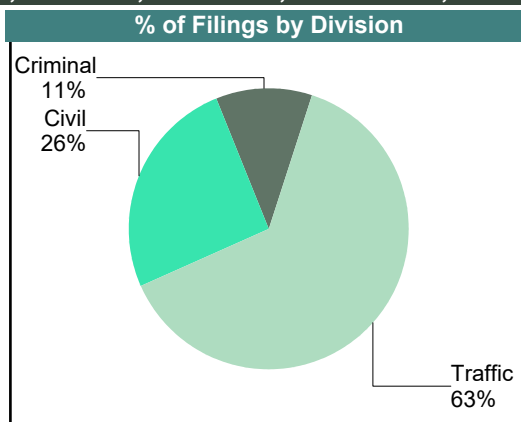
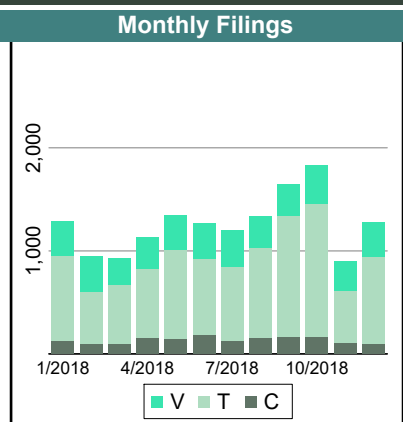
Court ID: **232001**

<u>Criminal</u>		<u>Filings</u>	<u>Hearings</u>	<u>Transactions</u>	<u>Concluded</u>	<u>Final Judgmt</u>	<u>Def Judgmt</u>	<u>Cont</u>	<u>Waived</u>
Capias	CA	68	153	153	68	68	-	85	0
Civil Violation	CV	46	79	80	44	43	-	36	1
Felony	F	392	1,083	1,083	373	373	-	710	0
Misdemeanor	M	1,066	2,541	2,606	1,016	951	-	1,590	65
Show Cause	SC	88	219	219	85	85	-	134	0
Criminal Total		1,660	4,075	4,141	1,586	1,520	-	2,555	66

<u>Traffic</u>		<u>Filings</u>	<u>Hearings</u>	<u>Transactions</u>	<u>Concluded</u>	<u>Final Judgmt</u>	<u>Def Judgmt</u>	<u>Cont</u>	<u>Waived</u>
Capias	CA	70	159	159	74	74	-	85	0
Felony	F	11	34	34	11	11	-	23	0
Infraction	I	8,038	6,261	9,934	7,950	4,277	-	1,984	3,673
Misdemeanor	M	1,421	2,528	2,528	1,386	1,386	-	1,142	0
Show Cause	SC	15	41	41	15	15	-	26	0
Traffic Total		9,555	9,023	12,696	9,436	5,763	-	3,260	3,673

<u>Civil</u>		<u>Filings</u>	<u>Hearings</u>	<u>Transactions</u>	<u>Concluded</u>	<u>Final Judgmt</u>	<u>Def Judgmt</u>	<u>Cont</u>	<u>Waived</u>
Abstract	AJ	20	0	20	20	-	-	-	20
Admin License	AL	62	1	62	61	-	-	1	61
Bond Forfeiture	BF	1	2	3	1	-	-	2	1
Capias	CA	1	0	1	1	-	-	-	1
Counter Claim	CC	2	0	2	2	-	-	-	2
Detinue	DT	143	118	180	147	8	77	33	62
Garnishment	GA	1,421	159	1,579	1,420	-	-	159	1,420
Impoundment	IM	17	0	17	17	-	-	-	17
Interrogatory	IN	11	12	25	13	-	-	12	13
Motion for Judgment	MJ	1	1	1	1	-	1	-	0
Overweight	OC	14	1	15	14	-	-	1	14
Other	OT	20	3	23	20	-	-	3	20
Protective Order	PO	54	2	55	53	-	-	2	53
Prelim Prot Order	PP	63	22	83	61	-	-	22	61
Show Cause	SC	8	4	11	8	1	-	3	7
Unlawful Detainer	UD	189	228	311	209	40	86	102	83
Warrant in Debt	WD	1,837	1,813	2,275	1,846	185	1,199	429	462
Civil Total		3,864	2,366	4,663	3,894	234	1,363	769	2,297

Accomack Totals	15,079	15,464	21,500	14,916	7,517	1,363	6,584	6,036
------------------------	---------------	---------------	---------------	---------------	--------------	--------------	--------------	--------------



CASELOAD STATISTICS OF THE GENERAL DISTRICT COURTS

January 2018 thru December 2018

Northampton

District: 32

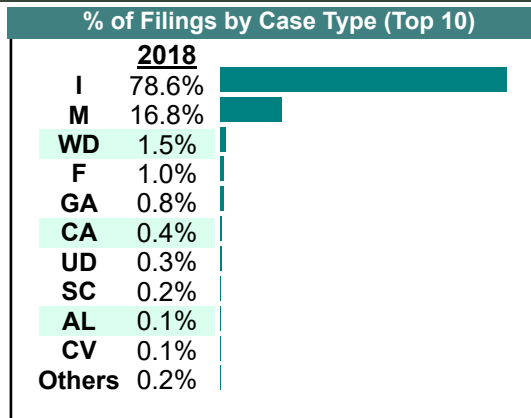
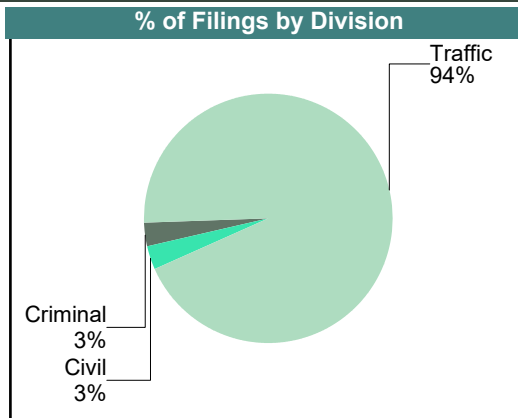
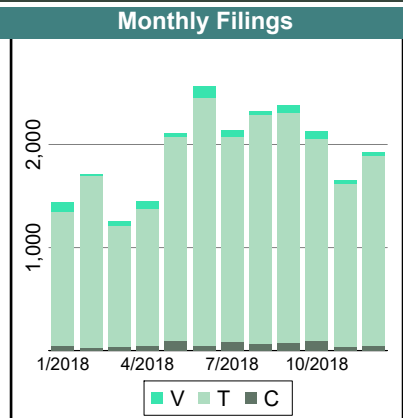
Court ID: 232131

<u>Criminal</u>		Filings	Hearings	Transactions	Concluded	Final Judgmt	Def Judgmt	Cont	Waived
Capias	CA	39	109	109	52	52	-	57	0
Civil Violation	CV	11	26	26	11	11	-	14	0
Felony	F	226	512	512	229	229	-	283	0
Misdemeanor	M	388	908	938	367	337	-	570	30
Show Cause	SC	45	91	91	51	51	-	40	0
Criminal Total		709	1,646	1,676	710	680	-	964	30

<u>Traffic</u>		Filings	Hearings	Transactions	Concluded	Final Judgmt	Def Judgmt	Cont	Waived
Capias	CA	51	140	140	76	76	-	63	0
Civil Violation	CV	1	4	4	1	1	-	3	0
Felony	F	11	33	33	11	11	-	22	0
Infraction	I	18,145	10,427	21,775	18,037	6,689	-	3,705	11,348
Misdemeanor	M	3,481	5,286	5,287	3,538	3,537	-	1,744	1
Show Cause	SC	7	16	16	9	9	-	7	0
Traffic Total		21,696	15,906	27,255	21,672	10,323	-	5,544	11,349

<u>Civil</u>		Filings	Hearings	Transactions	Concluded	Final Judgmt	Def Judgmt	Cont	Waived
Abstract	AJ	5	0	5	5	-	-	-	5
Admin License	AL	17	1	18	17	-	-	1	17
Bond Forfeiture	BF	1	1	1	0	-	-	1	0
Detinue	DT	2	4	5	2	-	1	3	1
Garnishment	GA	188	20	207	187	-	-	19	187
Impoundment	IM	9	0	9	9	-	-	-	9
Interrogatory	IN	4	2	6	4	-	-	2	4
Motion for Judgment	MJ	4	3	5	4	-	2	1	2
Other	OT	5	0	5	5	-	-	-	5
Protective Order	PO	12	3	14	11	-	-	3	11
Prelim Prot Order	PP	12	3	15	12	-	-	3	12
Show Cause	SC	4	4	8	5	-	1	3	4
Unlawful Detainer	UD	68	78	102	62	18	20	34	24
Warrant in Debt	WD	356	355	449	336	48	194	107	94
Civil Total		687	474	849	659	66	218	177	375

Northampton Totals		23,092	18,026	29,780	23,041	11,069	218	6,685	11,754
---------------------------	--	---------------	---------------	---------------	---------------	---------------	------------	--------------	---------------



Filings by Court & Division

	Accomack		Northampton		Total
C Misdemeanor	1,066	73%	388	27%	1,454
Felony	392	63%	226	37%	618
Show Cause	88	66%	45	34%	133
Capias	68	64%	39	36%	107
Civil Violation	46	81%	11	19%	57
Total	1,660	70%	709	30%	2,369
T Infraction	8,038	31%	18,145	69%	26,183
Misdemeanor	1,421	29%	3,481	71%	4,902
Capias	70	58%	51	42%	121
Felony	11	50%	11	50%	22
Show Cause	15	68%	7	32%	22
Civil Violation	-	0%	1	100%	1
Total	9,555	31%	21,696	69%	31,251
V Warrant in Debt	1,837	84%	356	16%	2,193
Garnishment	1,421	88%	188	12%	1,609
Unlawful Detainer	189	74%	68	26%	257
Detinue	143	99%	2	1%	145
Admin License	62	78%	17	22%	79
Prelim Prot Order	63	84%	12	16%	75
Protective Order	54	82%	12	18%	66
Impoundment	17	65%	9	35%	26
Abstract	20	80%	5	20%	25
Other	20	80%	5	20%	25
Interrogatory	11	73%	4	27%	15
Overweight	14	100%	-	0%	14
Show Cause	8	67%	4	33%	12
Motion for Judgment	1	20%	4	80%	5
Bond Forfeiture	1	50%	1	50%	2
Counter Claim	2	100%	-	0%	2
Capias	1	100%	-	0%	1
Total	3,864	85%	687	15%	4,551
Total	15,079	40%	23,092	60%	38,171