

CASELOAD STATISTICS OF THE GENERAL DISTRICT COURTS

January 2016 thru December 2016

Chesapeake

District: 1

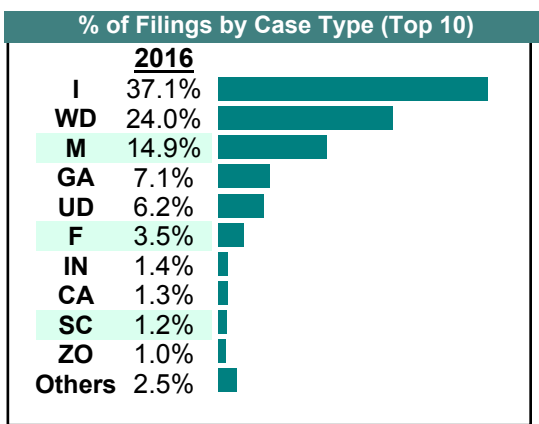
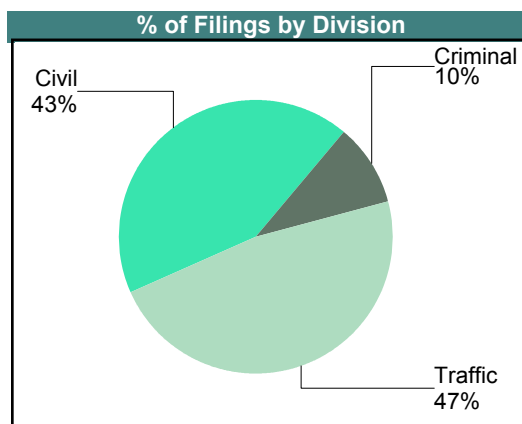
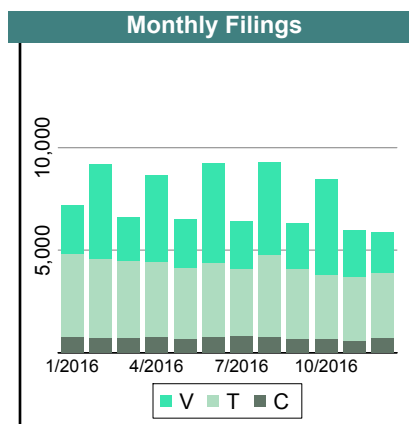
Court ID: 201550

		Filings	Hearings	Transactions	Concluded	Final Judgmt	Def Judgmt	Cont	Waived
Criminal									
Capias	CA	473	1,394	1,394	509	509	-	885	0
Civil Violation	CV	7	7	7	7	7	-	-	0
Felony	F	2,982	12,153	12,153	3,017	3,017	-	9,136	0
Misdemeanor	M	5,275	14,529	14,690	5,175	5,014	-	9,514	161
Show Cause	SC	152	284	284	165	165	-	119	0
Criminal Total		8,889	28,367	28,528	8,873	8,712	-	19,654	161

		Filings	Hearings	Transactions	Concluded	Final Judgmt	Def Judgmt	Cont	Waived
Traffic									
Capias	CA	682	2,127	2,127	796	796	-	1,331	0
Civil Violation	CV	112	483	483	122	122	-	361	0
Felony	F	172	696	696	174	174	-	522	0
Infraction	I	33,241	28,457	42,828	33,531	19,160	-	9,297	14,371
Misdemeanor	M	8,061	19,604	19,611	8,180	8,173	-	11,431	7
Other	O	15	16	20	19	15	-	1	4
Restricted O/L	RL	1	1	1	1	1	-	-	0
Show Cause	SC	196	321	321	196	196	-	125	0
Traffic Total		42,480	51,705	66,087	43,019	28,637	-	23,068	14,382

		Filings	Hearings	Transactions	Concluded	Final Judgmt	Def Judgmt	Cont	Waived
Civil									
Abstract	AJ	89	0	89	89	-	-	-	89
Admin License	AL	415	97	490	393	-	-	73	393
Bond Forfeiture	BF	211	135	319	205	3	18	112	184
Capias	CA	42	25	68	43	-	-	25	43
Counter Claim	CC	29	35	55	30	10	-	25	20
Detinue	DT	269	264	405	282	18	123	123	141
Garnishment	GA	6,335	1,574	7,929	6,355	-	-	1,573	6,355
Impoundment	IM	135	5	135	130	-	-	-	130
Interrogatory	IN	1,216	942	2,196	1,254	-	-	942	1,254
Motion for Judgment	MJ	242	301	363	238	26	150	125	62
Mechanic's Lien	ML	1	0	1	1	-	-	-	1
Overweight	OC	109	63	164	101	-	-	63	101
Other	OT	112	32	135	115	2	10	20	103
Protective Order	PO	214	34	243	209	-	-	33	209
Prelim Prot Order	PP	256	7	262	255	-	-	6	255
Petition-Restore Arms	PR	2	1	3	2	-	-	1	2
Restricted O/L	RL	2	0	2	2	-	-	-	2
Show Cause	SC	689	317	1,006	690	1	-	312	689
Tenants Assertion	TA	12	9	16	9	2	-	7	7
Third Party Claim	TH	5	6	10	6	1	1	4	4
Unlawful Detainer	UD	5,557	3,943	6,104	5,542	696	2,685	560	2,161
Warrant in Debt	WD	21,499	16,671	26,370	21,376	782	10,895	4,987	9,699
Zoning Viol	ZO	864	682	1,175	861	12	356	314	493
Civil Total		38,305	25,143	47,540	38,188	1,553	14,238	9,305	22,397

Chesapeake Totals		89,674	105,215	142,155	90,080	38,902	14,238	52,027	36,940
--------------------------	--	---------------	----------------	----------------	---------------	---------------	---------------	---------------	---------------



Filings by Court & Division

			<u>Chesapeake</u>	
C	Misdemeanor	5,275		5.9%
	Felony	2,982		3.3%
	Capias	473		0.5%
	Show Cause	152		0.2%
	Civil Violation	7		0.0%
	Total	8,889		10%
T	Infraction	33,241		37.1%
	Misdemeanor	8,061		9.0%
	Capias	682		0.8%
	Show Cause	196		0.2%
	Felony	172		0.2%
	Civil Violation	112		0.1%
	Other	15		0.0%
	Restricted O/L	1		0.0%
Total	42,480		47%	
V	Warrant in Debt	21,499		24.0%
	Garnishment	6,335		7.1%
	Unlawful Detainer	5,557		6.2%
	Interrogatory	1,216		1.4%
	Zoning Viol	864		1.0%
	Show Cause	689		0.8%
	Admin License	415		0.5%
	Detinue	269		0.3%
	Prelim Prot Order	256		0.3%
	Motion for Judgment	242		0.3%
	Protective Order	214		0.2%
	Bond Forfeiture	211		0.2%
	Impoundment	135		0.2%
	Other	112		0.1%
	Overweight	109		0.1%
	Abstract	89		0.1%
	Capias	42		0.0%
	Counter Claim	29		0.0%
	Tenants Assertion	12		0.0%
	Third Party Claim	5		0.0%
Petition-Restore Arms	2		0.0%	
Restricted O/L	2		0.0%	
Mechanic's Lien	1		0.0%	
Total	38,305		43%	
Total		89,674		100%

CASELOAD STATISTICS OF THE GENERAL DISTRICT COURTS

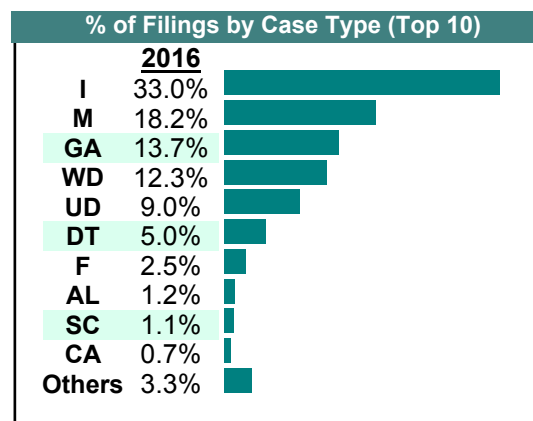
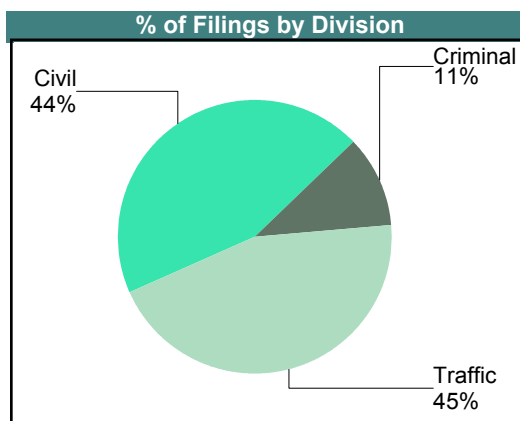
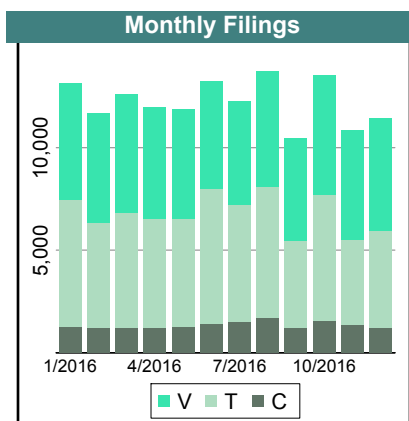
January 2016 thru December 2016

Virginia Beach

District: 2

Court ID: 202810

		Filings	Hearings	Transactions	Concluded	Final Judgmt	Def Judgmt	Cont	Waived
<u>Criminal</u>									
Capias	CA	448	1,106	1,106	443	443	-	663	0
Civil Violation	CV	105	218	220	123	121	-	97	2
Felony	F	3,677	11,883	13,448	3,418	1,853	-	10,030	1,565
Misdemeanor	M	11,690	24,092	25,024	12,411	11,479	-	12,613	932
Other	O	1	2	2	1	1	-	1	0
Show Cause	SC	244	497	497	352	352	-	145	0
Criminal Total		16,165	37,798	40,297	16,748	14,249	-	23,549	2,499
<u>Traffic</u>									
Capias	CA	558	1,545	1,545	817	817	-	728	0
Civil Violation	CV	396	1,343	1,344	477	476	-	867	1
Infraction	I	48,366	40,050	60,684	49,876	29,242	-	10,804	20,634
Toll Infraction	IT	2	3	3	2	2	-	1	0
Misdemeanor	M	14,989	36,835	36,868	18,864	18,831	-	18,002	33
Motion	MO	1	1	1	1	1	-	-	0
Other	O	368	419	436	406	389	-	29	17
Restricted O/L	RL	11	11	11	11	11	-	-	0
Show Cause	SC	840	1,969	1,969	1,488	1,488	-	481	0
Traffic Total		65,531	82,176	102,861	71,942	51,257	-	30,912	20,685
<u>Civil</u>									
Abstract	AJ	884	2	889	887	-	-	2	887
Admin License	AL	1,811	0	1,811	1,811	-	-	-	1,811
Bond Forfeiture	BF	156	184	275	142	-	51	133	91
Capias	CA	39	14	52	38	-	-	14	38
Counter Claim	CC	17	21	35	17	3	-	18	14
Detinue	DT	7,368	6,262	9,787	7,417	260	3,632	2,370	3,525
Garnishment	GA	20,176	3,353	23,578	20,225	-	-	3,344	20,225
Interrogatory-Not	IC	1	0	1	1	-	-	-	1
Impoundment	IM	746	1	747	746	-	-	1	746
Interrogatory	IN	616	649	1,248	599	-	-	647	599
Motion for Judgment	MJ	381	452	580	373	34	211	207	128
Mechanic's Lien	ML	2	3	4	2	-	1	2	1
Overweight	OC	45	20	67	47	-	-	20	47
Other	OT	255	33	279	251	2	3	27	246
Protective Order	PO	397	271	680	409	-	-	271	409
Prelim Prot Order	PP	417	1	417	416	-	-	-	416
Petition-Restore Arms	PR	6	6	12	6	-	-	6	6
Show Cause	SC	553	276	807	550	2	17	256	531
Tenants Assertion	TA	40	54	82	36	6	2	46	28
Unlawful Detainer	UD	13,176	9,490	14,788	13,187	1,584	6,305	1,600	5,298
Warrant in Debt	WD	17,984	20,129	26,745	18,099	1,435	10,048	8,642	6,616
Civil Total		65,070	41,221	82,884	65,259	3,326	20,270	17,606	41,663
Virginia Beach Totals		146,766	161,195	226,042	153,949	68,832	20,270	72,067	64,847



Filings by Court & Division

<u>Virginia Beach</u>			
C	Misdemeanor	11,690	8.0%
	Felony	3,677	2.5%
	Capias	448	0.3%
	Show Cause	244	0.2%
	Civil Violation	105	0.1%
	Other	1	0.0%
	Total	16,165	11%
T	Infraction	48,366	33.0%
	Misdemeanor	14,989	10.2%
	Show Cause	840	0.6%
	Capias	558	0.4%
	Civil Violation	396	0.3%
	Other	368	0.3%
	Restricted O/L	11	0.0%
	Toll Infraction	2	0.0%
	Motion	1	0.0%
	Total	65,531	45%
V	Garnishment	20,176	13.7%
	Warrant in Debt	17,984	12.3%
	Unlawful Detainer	13,176	9.0%
	Detinue	7,368	5.0%
	Admin License	1,811	1.2%
	Abstract	884	0.6%
	Impoundment	746	0.5%
	Interrogatory	616	0.4%
	Show Cause	553	0.4%
	Prelim Prot Order	417	0.3%
	Protective Order	397	0.3%
	Motion for Judgment	381	0.3%
	Other	255	0.2%
	Bond Forfeiture	156	0.1%
	Overweight	45	0.0%
	Tenants Assertion	40	0.0%
	Capias	39	0.0%
	Counter Claim	17	0.0%
	Petition-Restore Arms	6	0.0%
	Mechanic's Lien	2	0.0%
Interrogatory-Not	1	0.0%	
Total	65,070	44%	
Total	146,766	100%	

CASELOAD STATISTICS OF THE GENERAL DISTRICT COURTS

January 2016 thru December 2016

Portsmouth

District: 3

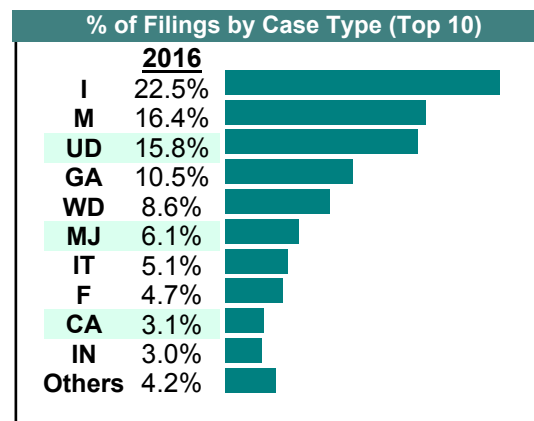
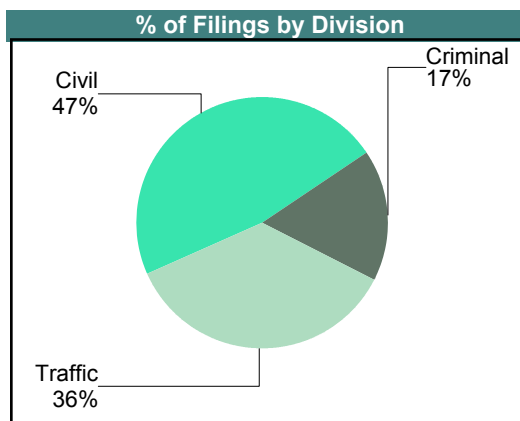
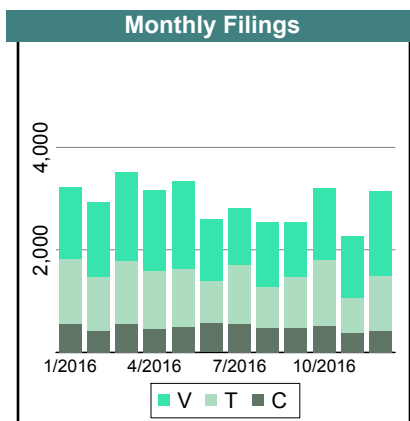
Court ID: 203740

		Filings	Hearings	Transactions	Concluded	Final Judgmt	Def Judgmt	Cont	Waived
<u>Criminal</u>									
Capias	CA	633	1,430	1,430	652	652	-	778	0
Civil Violation	CV	26	65	65	27	27	-	37	0
Felony	F	1,663	5,381	5,381	1,692	1,692	-	3,689	0
Misdemeanor	M	3,560	9,251	9,298	3,677	3,630	-	5,621	47
Other	O	27	107	110	45	42	-	65	3
Show Cause	SC	41	82	82	40	40	-	42	0
Criminal Total		5,950	16,316	16,366	6,133	6,083	-	10,232	50

<u>Traffic</u>									
Capias	CA	435	1,040	1,040	454	454	-	586	0
Civil Violation	CV	36	125	125	45	45	-	80	0
Infraction	I	7,941	9,138	11,886	8,289	5,541	-	3,597	2,748
Toll Infraction	IT	1,810	2,198	2,198	1,673	1,673	-	525	0
Misdemeanor	M	2,233	7,174	7,179	2,668	2,663	-	4,511	5
Other	O	19	71	71	26	26	-	45	0
Restricted O/L	RL	19	20	20	19	19	-	1	0
Show Cause	SC	158	454	454	169	169	-	285	0
Traffic Total		12,651	20,220	22,973	13,343	10,590	-	9,630	2,753

<u>Civil</u>									
Abstract	AJ	53	0	53	53	-	-	-	53
Admin License	AL	93	10	104	94	-	-	10	94
Bond Forfeiture	BF	101	101	184	98	13	2	85	83
Capias	CA	31	20	57	37	-	-	20	37
Counter Claim	CC	5	14	19	5	-	-	14	5
Custody Relief	CR	1	0	1	1	-	-	-	1
Detinue	DT	124	161	241	135	10	45	106	80
Garnishment	GA	3,691	753	4,441	3,688	-	-	751	3,688
Impoundment	IM	5	0	5	5	-	-	-	5
Interrogatory	IN	1,047	694	1,728	1,034	-	-	694	1,034
Motion for Judgment	MJ	2,139	1,494	2,296	2,157	28	1,327	139	802
Overweight	OC	1	1	2	1	-	-	1	1
Other	OT	12	7	17	10	-	-	7	10
Protective Order	PO	60	4	63	60	1	-	3	59
Prelim Prot Order	PP	162	209	355	147	1	-	207	146
Restricted O/L	RL	12	0	12	12	-	-	-	12
Show Cause	SC	505	188	701	518	4	1	183	513
Tenants Assertion	TA	6	10	14	6	2	-	8	4
Unlawful Detainer	UD	5,579	4,599	6,212	5,585	943	3,029	627	1,613
Warrant in Debt	WD	3,018	3,481	4,392	3,014	350	1,753	1,378	911
Civil Total		16,645	11,746	20,897	16,660	1,352	6,157	4,233	9,151

Portsmouth Totals		35,246	48,282	60,236	36,136	18,025	6,157	24,095	11,954
--------------------------	--	---------------	---------------	---------------	---------------	---------------	--------------	---------------	---------------



Filings by Court & Division

		<u>Portsmouth</u>	
C	Misdemeanor	3,560	10.1%
	Felony	1,663	4.7%
	Capias	633	1.8%
	Show Cause	41	0.1%
	Other	27	0.1%
	Civil Violation	26	0.1%
	Total	5,950	17%
T	Infraction	7,941	22.5%
	Misdemeanor	2,233	6.3%
	Toll Infraction	1,810	5.1%
	Capias	435	1.2%
	Show Cause	158	0.4%
	Civil Violation	36	0.1%
	Other	19	0.1%
	Restricted O/L	19	0.1%
	Total	12,651	36%
V	Unlawful Detainer	5,579	15.8%
	Garnishment	3,691	10.5%
	Warrant in Debt	3,018	8.6%
	Motion for Judgment	2,139	6.1%
	Interrogatory	1,047	3.0%
	Show Cause	505	1.4%
	Prelim Prot Order	162	0.5%
	Detinue	124	0.4%
	Bond Forfeiture	101	0.3%
	Admin License	93	0.3%
	Protective Order	60	0.2%
	Abstract	53	0.2%
	Capias	31	0.1%
	Other	12	0.0%
	Restricted O/L	12	0.0%
	Tenants Assertion	6	0.0%
	Counter Claim	5	0.0%
	Impoundment	5	0.0%
	Custody Relief	1	0.0%
	Overweight	1	0.0%
Total	16,645	47%	
Total	35,246	100%	

CASELOAD STATISTICS OF THE GENERAL DISTRICT COURTS

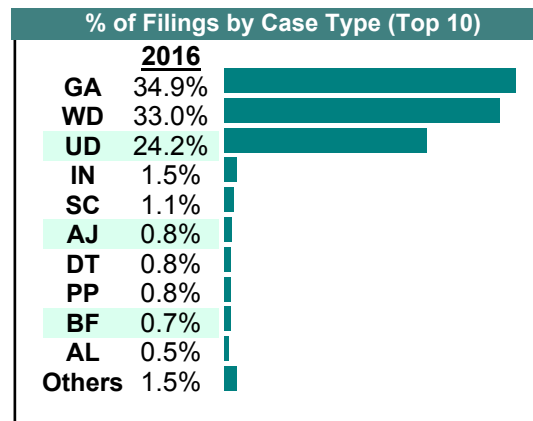
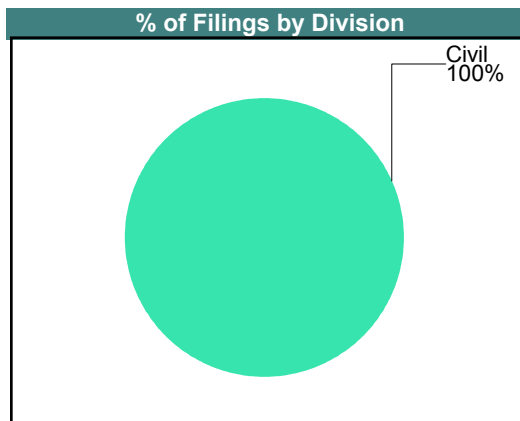
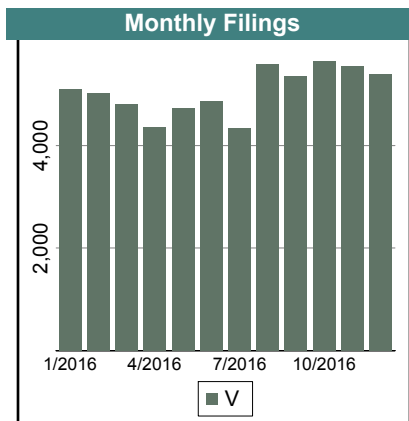
January 2016 thru December 2016

Norfolk-Civil

District: 4

Court ID: 204713

		<u>Filings</u>	<u>Hearings</u>	<u>Transactions</u>	<u>Concluded</u>	<u>Final Judgmt</u>	<u>Def Judgmt</u>	<u>Cont</u>	<u>Waived</u>
Civil									
Abstract	AJ	516	0	516	516	-	-	-	516
Admin License	AL	304	0	304	304	-	-	-	304
Bond Forfeiture	BF	441	291	651	435	1	74	216	360
Capias	CA	17	3	20	17	-	-	3	17
Counter Claim	CC	77	89	136	69	21	1	67	47
Custody Relief	CR	1	0	1	1	-	-	-	1
Detinue	DT	487	450	766	491	14	161	275	316
Garnishment	GA	21,218	4,277	25,448	21,171	-	-	4,276	21,171
Impoundment	IM	52	0	52	52	-	-	-	52
Interrogatory	IN	920	663	1,406	743	-	-	662	743
Motion for Judgment	MJ	301	356	472	298	32	150	174	116
Overweight	OC	12	1	13	12	-	-	1	12
Other	OT	295	184	475	299	7	1	176	291
Protective Order	PO	139	8	149	141	-	-	8	141
Prelim Prot Order	PP	461	266	739	473	-	-	266	473
Show Cause	SC	686	168	769	682	2	79	87	601
Tenants Assertion	TA	27	32	55	28	4	1	27	23
Third Party Claim	TH	8	13	18	6	-	1	12	5
Unlawful Detainer	UD	14,725	9,006	16,338	14,725	1,865	5,528	1,613	7,332
Warrant in Debt	WD	20,067	19,901	27,286	20,157	1,279	11,493	7,129	7,385
Civil Total		60,754	35,708	75,614	60,620	3,225	17,489	14,992	39,906
Norfolk-Civil Totals		60,754	35,708	75,614	60,620	3,225	17,489	14,992	39,906



CASELOAD STATISTICS OF THE GENERAL DISTRICT COURTS

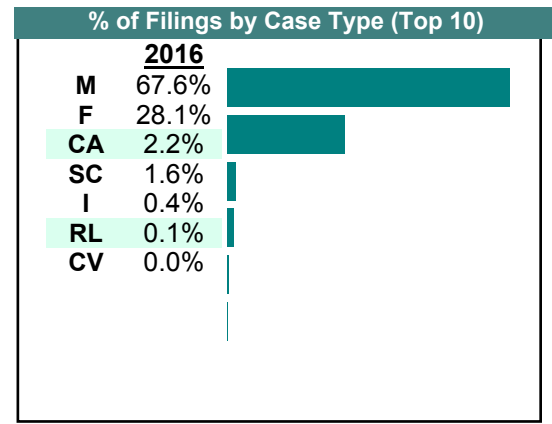
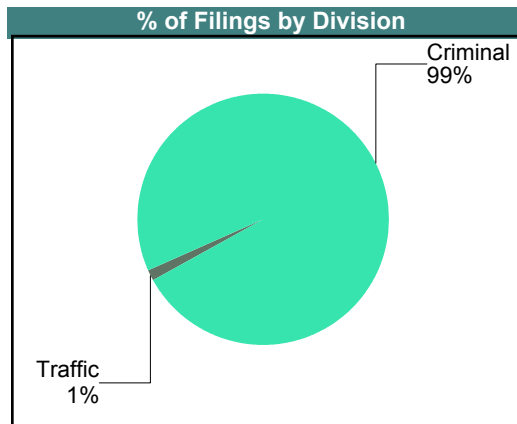
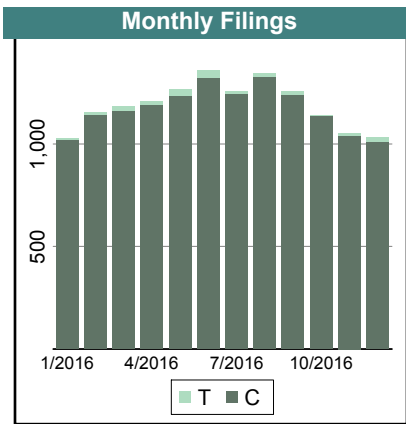
January 2016 thru December 2016

Norfolk-Criminal

District: 4

Court ID: 204711

		<u>Filings</u>	<u>Hearings</u>	<u>Transactions</u>	<u>Concluded</u>	<u>Final Judgmt</u>	<u>Def Judgmt</u>	<u>Cont</u>	<u>Waived</u>
<u>Criminal</u>									
Capias	CA	309	1,034	1,034	391	391	-	643	0
Civil Violation	CV	4	5	6	4	3	-	2	1
Felony	F	3,975	11,639	13,317	3,962	2,284	-	9,355	1,678
Misdemeanor	M	9,554	23,145	23,388	9,683	9,440	-	13,705	243
Show Cause	SC	230	366	366	226	226	-	140	0
Criminal Total		14,072	36,189	38,111	14,266	12,344	-	23,845	1,922
<u>Traffic</u>									
Felony	F	39	89	112	40	17	-	72	23
Infraction	I	54	114	115	49	48	-	66	1
Misdemeanor	M	102	268	268	103	103	-	165	0
Restricted O/L	RL	12	12	12	12	12	-	-	0
Traffic Total		207	483	507	204	180	-	303	24
Norfolk-Criminal Totals		14,279	36,672	38,618	14,470	12,524	0	24,148	1,946



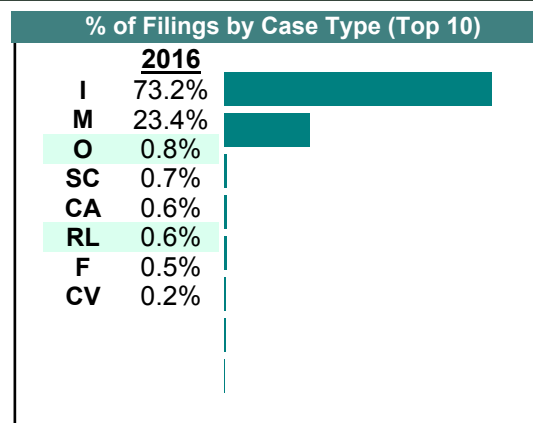
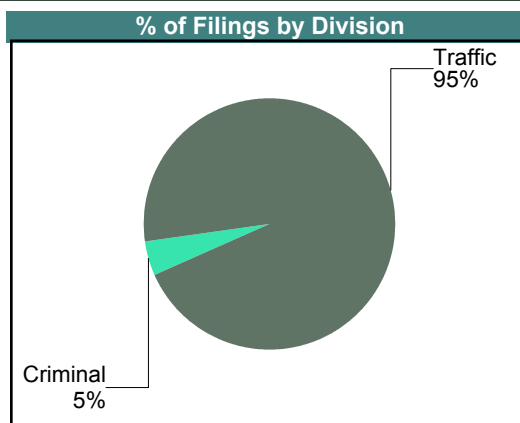
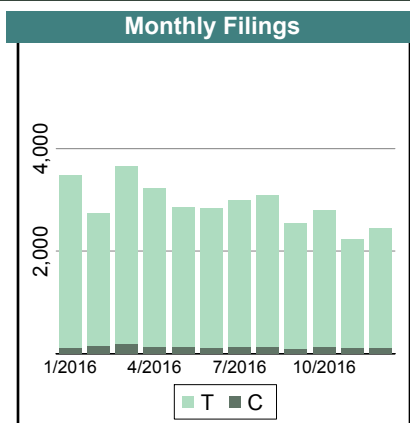
CASELOAD STATISTICS OF THE GENERAL DISTRICT COURTS

January 2016 thru December 2016

Norfolk-Traffic

District: 4
Court ID: 204712

		<u>Filings</u>	<u>Hearings</u>	<u>Transactions</u>	<u>Concluded</u>	<u>Final Judgmt</u>	<u>Def Judgmt</u>	<u>Cont</u>	<u>Waived</u>
<u>Criminal</u>									
Capias	CA	105	283	283	116	116	-	167	0
Civil Violation	CV	74	249	250	84	83	-	166	1
Felony	F	88	246	261	90	75	-	171	15
Misdemeanor	M	1,160	3,710	3,726	1,225	1,209	-	2,501	16
Show Cause	SC	172	312	312	195	195	-	117	0
Criminal Total		1,599	4,800	4,832	1,710	1,678	-	3,122	32
<u>Traffic</u>									
Capias	CA	104	319	319	151	151	-	168	0
Civil Violation	CV	2	10	11	4	3	-	7	1
Felony	F	91	315	321	93	87	-	228	6
Infraction	I	25,561	22,492	32,331	25,871	16,032	-	6,460	9,839
Misdemeanor	M	7,023	15,500	15,513	7,359	7,346	-	8,154	13
Other	O	269	302	305	267	264	-	38	3
Restricted O/L	RL	195	195	196	195	194	-	1	1
Show Cause	SC	55	102	102	63	63	-	39	0
Traffic Total		33,300	39,235	49,098	34,003	24,140	-	15,095	9,863
Norfolk-Traffic Totals		34,899	44,035	53,930	35,713	25,818	0	18,217	9,895



Filings by Court & Division

		Norfolk-Civil		Norfolk-Criminal		Norfolk-Traffic		Total
C	Misdemeanor	-	0%	9,554	89%	1,160	11%	10,714
	Felony	-	0%	3,975	98%	88	2%	4,063
	Capias	-	0%	309	75%	105	25%	414
	Show Cause	-	0%	230	57%	172	43%	402
	Civil Violation	-	0%	4	5%	74	95%	78
	Total	0	0%	14,072	90%	1,599	10%	15,671
T	Infraction	-	0%	54	0%	25,561	100%	25,615
	Misdemeanor	-	0%	102	1%	7,023	99%	7,125
	Other	-	0%	-	0%	269	100%	269
	Restricted O/L	-	0%	12	6%	195	94%	207
	Felony	-	0%	39	30%	91	70%	130
	Capias	-	0%	-	0%	104	100%	104
	Show Cause	-	0%	-	0%	55	100%	55
	Civil Violation	-	0%	-	0%	2	100%	2
Total	0	0%	207	1%	33,300	99%	33,507	
V	Garnishment	21,218	100%	-	0%	-	0%	21,218
	Warrant in Debt	20,067	100%	-	0%	-	0%	20,067
	Unlawful Detainer	14,725	100%	-	0%	-	0%	14,725
	Interrogatory	920	100%	-	0%	-	0%	920
	Show Cause	686	100%	-	0%	-	0%	686
	Abstract	516	100%	-	0%	-	0%	516
	Detinue	487	100%	-	0%	-	0%	487
	Prelim Prot Order	461	100%	-	0%	-	0%	461
	Bond Forfeiture	441	100%	-	0%	-	0%	441
	Admin License	304	100%	-	0%	-	0%	304
	Motion for Judgment	301	100%	-	0%	-	0%	301
	Other	295	100%	-	0%	-	0%	295
	Protective Order	139	100%	-	0%	-	0%	139
	Counter Claim	77	100%	-	0%	-	0%	77
	Impoundment	52	100%	-	0%	-	0%	52
	Tenants Assertion	27	100%	-	0%	-	0%	27
	Capias	17	100%	-	0%	-	0%	17
	Overweight	12	100%	-	0%	-	0%	12
	Third Party Claim	8	100%	-	0%	-	0%	8
	Custody Relief	1	100%	-	0%	-	0%	1
Total	60,754	100%	0	0%	0	0%	60,754	
Total	60,754	55%	14,279	13%	34,899	32%	109,932	

CASELOAD STATISTICS OF THE GENERAL DISTRICT COURTS

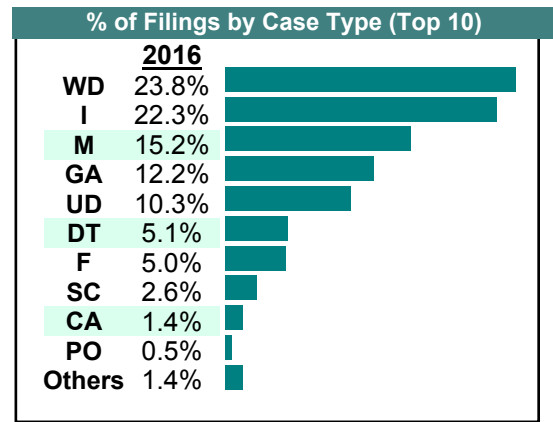
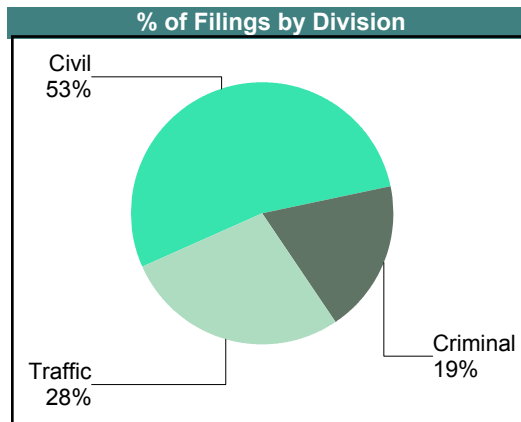
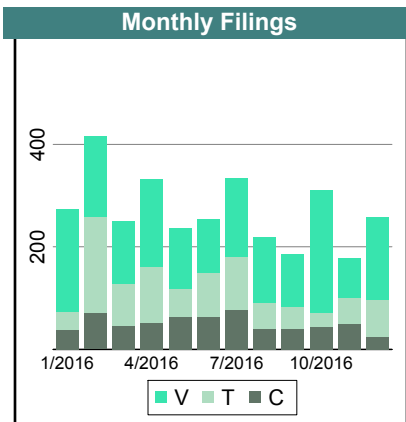
January 2016 thru December 2016

Franklin City

District: 5

Court ID: 205620

		Filings	Hearings	Transactions	Concluded	Final Judgmt	Def Judgmt	Cont	Waived
<u>Criminal</u>									
Capias	CA	33	146	146	54	54	-	92	0
Civil Violation	CV	5	8	8	5	5	-	3	0
Felony	F	159	619	619	181	181	-	437	0
Misdemeanor	M	360	1,096	1,114	460	442	-	651	18
Show Cause	SC	59	130	130	64	64	-	62	0
Criminal Total		616	1,999	2,017	764	746	-	1,245	18
<u>Traffic</u>									
Capias	CA	13	32	32	12	12	-	20	0
Felony	F	2	5	5	1	1	-	4	0
Infraction	I	723	901	1,071	752	582	-	315	170
Misdemeanor	M	135	361	361	142	142	-	218	0
Restricted O/L	RL	2	2	2	1	1	-	-	0
Show Cause	SC	25	49	49	23	23	-	25	0
Traffic Total		900	1,350	1,520	931	761	-	582	170
<u>Civil</u>									
Abstract	AJ	2	0	2	2	-	-	-	2
Admin License	AL	5	0	5	5	-	-	-	5
Bond Forfeiture	BF	3	2	5	4	-	1	1	3
Detinue	DT	167	147	234	159	6	66	73	87
Garnishment	GA	397	7	399	392	-	-	4	392
Impoundment	IM	3	0	3	3	-	-	-	3
Interrogatory	IN	5	2	8	6	-	-	2	6
Motion for Judgment	MJ	5	5	6	5	-	4	1	1
Other	OT	2	1	3	2	-	-	1	2
Protective Order	PO	16	4	20	16	-	-	4	16
Prelim Prot Order	PP	15	1	16	15	-	-	1	15
Show Cause	SC	1	0	1	1	-	-	-	1
Unlawful Detainer	UD	335	214	368	338	58	126	30	154
Warrant in Debt	WD	774	818	960	753	39	572	201	142
Civil Total		1,730	1,201	2,030	1,701	103	769	318	829
Franklin City Totals		3,246	4,550	5,567	3,396	1,610	769	2,145	1,017



CASELOAD STATISTICS OF THE GENERAL DISTRICT COURTS

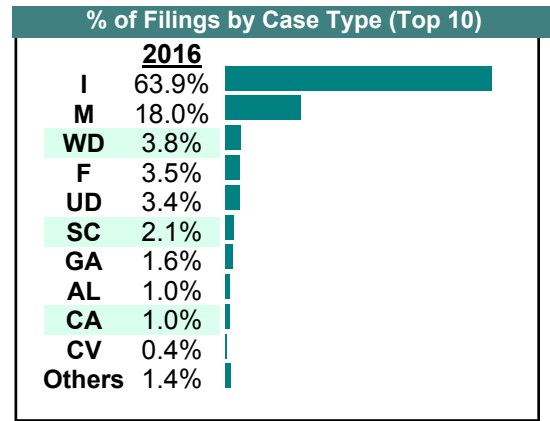
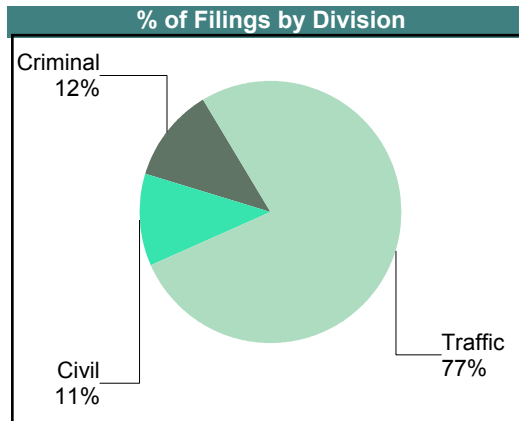
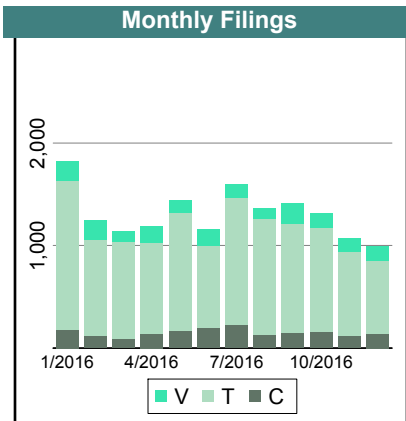
January 2016 thru December 2016

Isle of Wight

District: 5

Court ID: 205093

		Filings	Hearings	Transactions	Concluded	Final Judgmt	Def Judgmt	Cont	Waived
<u>Criminal</u>									
Capias	CA	71	219	219	71	71	-	146	0
Civil Violation	CV	59	198	200	60	58	-	139	2
Felony	F	540	1,644	1,812	486	318	-	1,326	168
Misdemeanor	M	1,080	3,034	3,071	1,039	1,002	-	2,029	37
Show Cause	SC	94	190	190	92	92	-	96	0
Criminal Total		1,844	5,285	5,492	1,748	1,541	-	3,736	207
<u>Traffic</u>									
Capias	CA	91	333	333	99	99	-	233	0
Civil Violation	CV	1	2	2	1	1	-	1	0
Felony	F	10	45	49	13	9	-	36	4
Infraction	I	10,066	10,406	13,926	10,039	6,519	-	3,874	3,520
Misdemeanor	M	1,749	4,224	4,228	1,728	1,724	-	2,492	4
Show Cause	SC	214	448	448	211	211	-	235	0
Traffic Total		12,131	15,458	18,986	12,091	8,563	-	6,871	3,528
<u>Civil</u>									
Abstract	AJ	3	0	3	3	-	-	-	3
Admin License	AL	163	1	163	162	-	-	-	162
Bond Forfeiture	BF	13	5	16	11	-	-	4	11
Detinue	DT	55	28	67	56	2	15	11	39
Garnishment	GA	259	50	305	255	-	-	43	255
Impoundment	IM	30	1	30	29	-	-	-	29
Interrogatory	IN	39	21	59	38	-	-	21	38
Motion for Judgment	MJ	4	6	8	5	1	2	3	2
Other	OT	34	41	51	34	5	19	17	10
Protective Order	PO	17	6	21	15	-	-	4	15
Prelim Prot Order	PP	20	2	20	18	-	-	-	18
Petition-Restore Arms	PR	1	0	1	1	-	-	-	1
Show Cause	SC	16	1	18	17	-	-	1	17
Unlawful Detainer	UD	529	316	585	528	74	185	57	269
Warrant in Debt	WD	600	656	908	641	54	335	267	252
Civil Total		1,783	1,134	2,255	1,813	136	556	428	1,121
Isle of Wight Totals		15,758	21,877	26,733	15,652	10,240	556	11,035	4,856



CASELOAD STATISTICS OF THE GENERAL DISTRICT COURTS

January 2016 thru December 2016

Southampton

District: 5

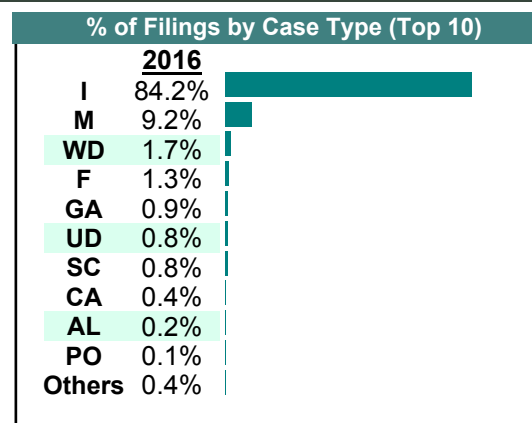
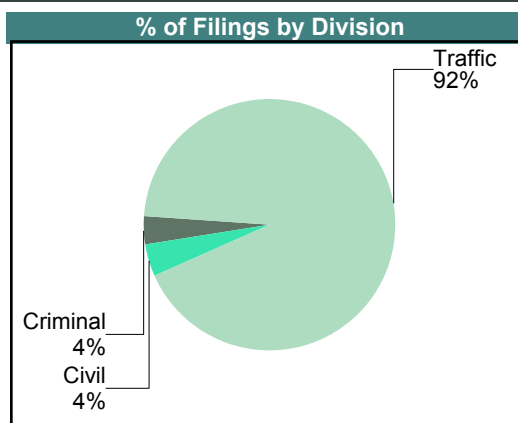
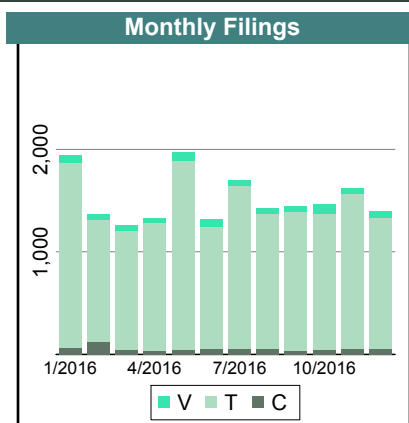
Court ID: 205175

		Filings	Hearings	Transactions	Concluded	Final Judgmt	Def Judgmt	Cont	Waived
<u>Criminal</u>									
Capias	CA	16	52	52	17	17	-	35	0
Civil Violation	CV	15	52	52	9	9	-	43	0
Felony	F	228	888	888	224	224	-	664	0
Misdemeanor	M	389	1,139	1,143	395	391	-	748	4
Show Cause	SC	35	101	101	44	44	-	57	0
Criminal Total		683	2,232	2,236	689	685	-	1,547	4

<u>Traffic</u>									
Capias	CA	48	193	193	49	49	-	142	0
Civil Violation	CV	0	5	5	1	1	-	4	0
Felony	F	10	34	34	8	8	-	26	0
Infraction	I	15,361	11,351	18,851	15,401	7,901	-	3,450	7,500
Misdemeanor	M	1,291	2,728	2,731	1,317	1,314	-	1,414	3
Motion	MO	1	1	1	1	1	-	-	0
Show Cause	SC	106	251	251	117	117	-	134	0
Traffic Total		16,817	14,563	22,066	16,894	9,391	-	5,170	7,503

<u>Civil</u>									
Abstract	AJ	1	0	1	1	-	-	-	1
Admin License	AL	31	3	33	30	-	-	3	30
Bond Forfeiture	BF	1	3	4	1	-	-	3	1
Detinue	DT	2	2	3	2	-	1	1	1
Garnishment	GA	162	3	166	163	-	-	3	163
Impoundment	IM	3	0	3	3	-	-	-	3
Interrogatory	IN	12	16	31	15	-	-	16	15
Motion for Judgment	MJ	0	2	2	1	1	-	1	0
Overweight	OC	2	2	5	3	-	-	2	3
Other	OT	5	0	5	5	-	-	-	5
Protective Order	PO	26	11	35	24	-	-	11	24
Prelim Prot Order	PP	19	1	19	19	1	-	-	18
Petition-Restore Arms	PR	5	0	5	5	-	-	-	5
Show Cause	SC	4	3	6	4	-	1	2	3
Unlawful Detainer	UD	149	147	184	148	31	80	36	37
Warrant in Debt	WD	313	392	485	312	65	154	173	93
Civil Total		735	585	987	736	98	236	251	402

Southampton Totals		18,235	17,380	25,289	18,319	10,174	236	6,968	7,909
---------------------------	--	---------------	---------------	---------------	---------------	---------------	------------	--------------	--------------



CASELOAD STATISTICS OF THE GENERAL DISTRICT COURTS

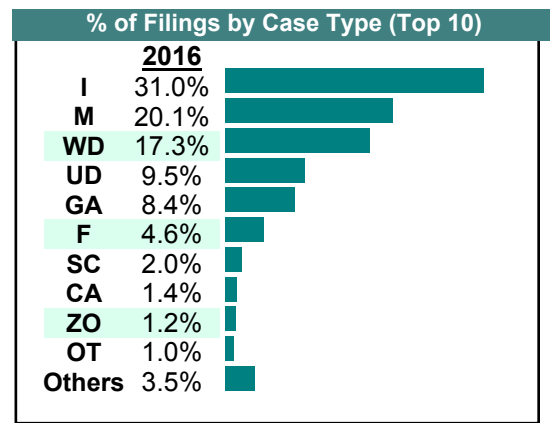
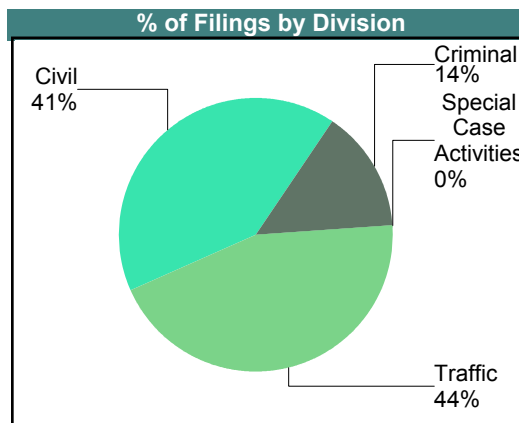
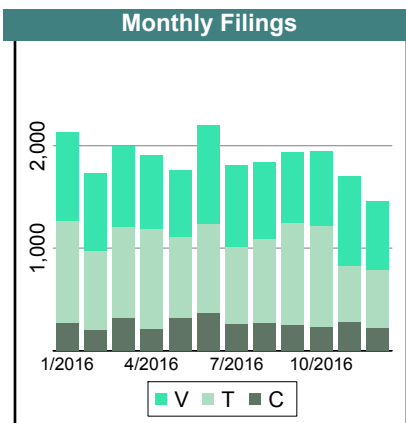
January 2016 thru December 2016

Suffolk

District: **5**

Court ID: **205800**

		Filings	Hearings	Transactions	Concluded	Final Judgmt	Def Judgmt	Cont	Waived
<u>Criminal</u>									
Capias	CA	143	499	499	172	172	-	327	0
Felony	F	1,040	3,514	3,584	975	905	-	2,608	70
Misdemeanor	M	1,963	4,891	4,976	1,980	1,895	-	2,983	85
Show Cause	SC	103	309	309	106	106	-	198	0
Criminal Total		3,249	9,213	9,368	3,233	3,078	-	6,116	155
<u>Traffic</u>									
Capias	CA	158	570	570	228	228	-	340	0
Civil Violation	CV	81	288	288	80	80	-	208	0
Infraction	I	6,960	7,951	10,558	7,084	4,477	-	3,465	2,607
Misdemeanor	M	2,551	7,776	7,781	2,574	2,569	-	5,201	5
Show Cause	SC	206	569	569	219	219	-	347	0
Traffic Total		9,956	17,154	19,766	10,185	7,573	-	9,561	2,612
<u>Civil</u>									
Abstract	AJ	73	0	73	73	-	-	-	73
Capias	CA	7	2	8	6	-	-	2	6
Counter Claim	CC	1	1	1	0	-	-	1	0
Detinue	DT	216	147	249	211	14	95	36	102
Garnishment	GA	1,874	350	2,222	1,872	-	-	349	1,872
Interrogatory	IN	158	157	323	166	-	-	157	166
Mental Commitment	MC	10							
Motion for Judgment	MJ	47	60	74	34	5	15	38	14
Overweight	OC	78	46	125	79	-	-	44	79
Other	OT	223	19	240	225	2	2	12	221
Protective Order	PO	91	118	205	87	-	-	115	87
Prelim Prot Order	PP	24	34	54	20	-	-	32	20
Petition-Restore Arms	PR	1	1	1	0	-	-	1	0
Show Cause	SC	133	106	234	137	3	6	94	128
Tenants Assertion	TA	4	5	10	5	-	-	5	5
Unlawful Detainer	UD	2,142	1,716	2,429	2,145	270	1,162	283	713
Warrant in Debt	WD	3,876	3,945	5,449	3,923	200	2,219	1,512	1,504
Zoning Viol	ZO	271	296	463	265	9	89	193	167
Civil Total		9,229	7,006	12,172	9,257	503	3,588	2,876	5,166
Suffolk Totals		22,434	33,373	41,306	22,675	11,154	3,588	18,553	7,933



Filings by Court & Division

		<u>Franklin City</u>		<u>Isle of Wight</u>		<u>Southampton</u>		<u>Suffolk</u>		<u>Total</u>
C	Misdemeanor	360	9%	1,080	28%	389	10%	1,963	52%	3,792
	Felony	159	8%	540	27%	228	12%	1,040	53%	1,967
	Show Cause	59	20%	94	32%	35	12%	103	35%	291
	Capias	33	13%	71	27%	16	6%	143	54%	263
	Civil Violation	5	6%	59	75%	15	19%	-	0%	79
	Total	616	10%	1,844	29%	683	11%	3,249	51%	6,392
T	Infraction	723	2%	10,066	30%	15,361	46%	6,960	21%	33,110
	Misdemeanor	135	2%	1,749	31%	1,291	23%	2,551	45%	5,726
	Show Cause	25	5%	214	39%	106	19%	206	37%	551
	Capias	13	4%	91	29%	48	15%	158	51%	310
	Civil Violation	-	0%	1	1%	-	0%	81	99%	82
	Felony	2	9%	10	45%	10	45%	-	0%	22
	Restricted O/L	2	100%	-	0%	-	0%	-	0%	2
	Motion	-	0%	-	0%	1	100%	-	0%	1
Total	900	2%	12,131	30%	16,817	42%	9,956	25%	39,804	
V	Warrant in Debt	774	14%	600	11%	313	6%	3,876	70%	5,563
	Unlawful Detainer	335	11%	529	17%	149	5%	2,142	68%	3,155
	Garnishment	397	15%	259	10%	162	6%	1,874	70%	2,692
	Detinue	167	38%	55	13%	2	0%	216	49%	440
	Zoning Viol	-	0%	-	0%	-	0%	271	100%	271
	Other	2	1%	34	13%	5	2%	223	84%	264
	Interrogatory	5	2%	39	18%	12	6%	158	74%	214
	Admin License	5	3%	163	82%	31	16%	-	0%	199
	Show Cause	1	1%	16	10%	4	3%	133	86%	154
	Protective Order	16	11%	17	11%	26	17%	91	61%	150
	Overweight	-	0%	-	0%	2	3%	78	98%	80
	Abstract	2	3%	3	4%	1	1%	73	92%	79
	Prelim Prot Order	15	19%	20	26%	19	24%	24	31%	78
	Motion for Judgment	5	9%	4	7%	-	0%	47	84%	56
	Impoundment	3	8%	30	83%	3	8%	-	0%	36
	Bond Forfeiture	3	18%	13	76%	1	6%	-	0%	17
	Mental Commitment	-	0%	-	0%	-	0%	10	100%	10
	Capias	-	0%	-	0%	-	0%	7	100%	7
	Petition-Restore Arms	-	0%	1	14%	5	71%	1	14%	7
	Tenants Assertion	-	0%	-	0%	-	0%	4	100%	4
Counter Claim	-	0%	-	0%	-	0%	1	100%	1	
Total	1,730	13%	1,783	13%	735	5%	9,229	68%	13,477	
Total	3,246	5%	15,758	26%	18,235	31%	22,434	38%	59,673	

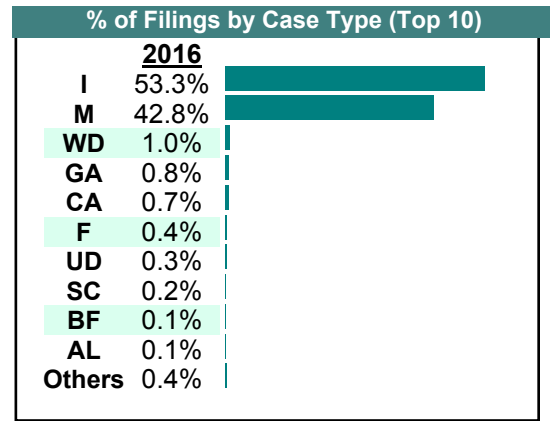
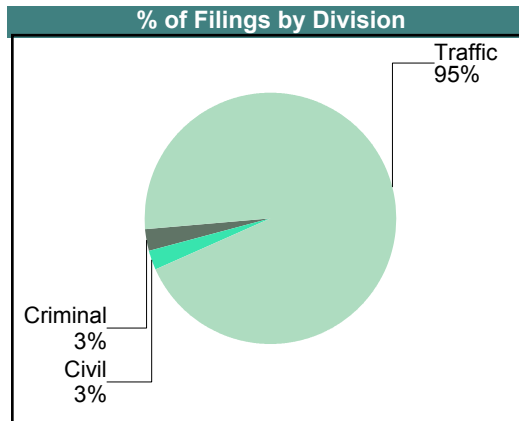
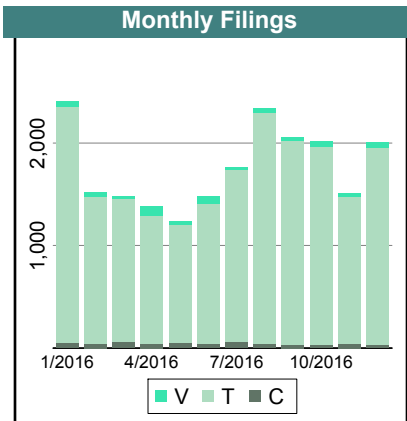
CASELOAD STATISTICS OF THE GENERAL DISTRICT COURTS

January 2016 thru December 2016

Brunswick

District: **6**
Court ID: **206025**

		<u>Filings</u>	<u>Hearings</u>	<u>Transactions</u>	<u>Concluded</u>	<u>Final Judgmt</u>	<u>Def Judgmt</u>	<u>Cont</u>	<u>Waived</u>
<u>Criminal</u>									
Capias	CA	79	288	288	100	100	-	187	0
Civil Violation	CV	7	24	24	7	7	-	17	0
Felony	F	71	295	295	85	85	-	210	0
Misdemeanor	M	365	1,051	1,051	402	402	-	649	0
Show Cause	SC	27	76	76	22	22	-	54	0
Criminal Total		549	1,734	1,734	616	616	-	1,117	0
<u>Traffic</u>									
Capias	CA	73	244	244	100	100	-	144	0
Civil Violation	CV	0	3	3	1	1	-	2	0
Felony	F	4	19	19	5	5	-	14	0
Infraction	I	11,284	8,001	13,071	11,143	6,073	-	1,926	5,070
Misdemeanor	M	8,708	12,039	12,082	8,626	8,583	-	3,455	43
Motion	MO	1	1	1	1	1	-	-	0
Show Cause	SC	10	34	34	13	13	-	21	0
Traffic Total		20,080	20,341	25,454	19,889	14,776	-	5,562	5,113
<u>Civil</u>									
Abstract	AJ	2	0	2	2	-	-	-	2
Admin License	AL	24	2	24	23	-	1	-	22
Bond Forfeiture	BF	28	29	51	28	2	4	21	22
Detinue	DT	5	4	6	5	1	2	1	2
Garnishment	GA	165	7	170	163	-	-	6	163
Impoundment	IM	20	1	21	20	-	-	1	20
Interrogatory	IN	10	5	15	10	-	-	5	10
Overweight	OC	11	4	15	11	-	-	4	11
Other	OT	1	2	3	1	-	-	2	1
Protective Order	PO	6	0	6	6	-	-	-	6
Prelim Prot Order	PP	14	2	16	14	-	-	2	14
Show Cause	SC	6	3	9	6	-	-	3	6
Unlawful Detainer	UD	57	69	85	55	15	24	30	16
Warrant in Debt	WD	206	259	336	211	31	103	125	77
Civil Total		555	387	759	555	49	134	200	372
Brunswick Totals		21,184	22,462	27,947	21,060	15,441	134	6,879	5,485



CASELOAD STATISTICS OF THE GENERAL DISTRICT COURTS

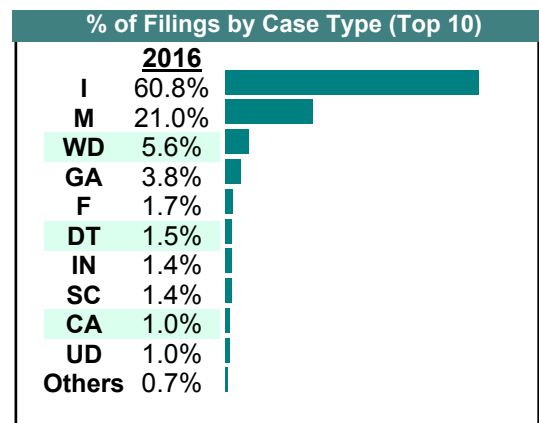
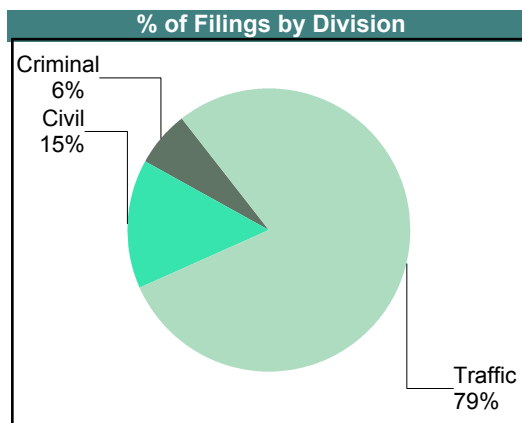
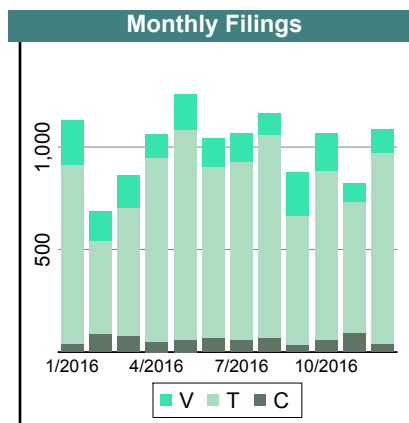
January 2016 thru December 2016

Emporia

District: 6

Court ID: 206595

		Filings	Hearings	Transactions	Concluded	Final Judgmt	Def Judgmt	Cont	Waived
<u>Criminal</u>									
Capias	CA	84	308	308	79	79	-	229	0
Civil Violation	CV	5	19	19	8	8	-	11	0
Felony	F	200	887	887	168	168	-	719	0
Misdemeanor	M	381	1,545	1,546	365	364	-	1,181	1
Show Cause	SC	90	335	335	98	98	-	237	0
Criminal Total		760	3,094	3,095	718	717	-	2,377	1
<u>Traffic</u>									
Capias	CA	18	74	74	28	28	-	46	0
Felony	F	9	53	53	9	9	-	44	0
Infraction	I	7,367	4,438	8,639	7,430	3,229	-	1,209	4,201
Misdemeanor	M	2,168	3,331	3,335	2,197	2,193	-	1,138	4
Show Cause	SC	11	36	36	13	13	-	23	0
Traffic Total		9,573	7,932	12,137	9,677	5,472	-	2,460	4,205
<u>Civil</u>									
Abstract	AJ	3	0	3	3	-	-	-	3
Admin License	AL	19	5	24	19	-	-	5	19
Bond Forfeiture	BF	16	20	32	15	-	3	17	12
Capias	CA	25	18	47	29	-	-	18	29
Detinue	DT	181	97	191	173	18	61	18	94
Garnishment	GA	458	9	467	458	-	-	9	458
Impoundment	IM	15	0	15	15	-	-	-	15
Interrogatory	IN	172	131	306	175	-	-	131	175
Motion for Judgment	MJ	3	4	7	3	-	-	4	3
Other	OT	1	0	1	1	-	-	-	1
Protective Order	PO	8	4	11	7	-	-	4	7
Prelim Prot Order	PP	10	0	10	10	-	-	-	10
Petition-Restore Arms	PR	1	1	2	1	-	-	1	1
Show Cause	SC	71	46	120	74	-	-	46	74
Unlawful Detainer	UD	119	129	144	117	48	54	27	15
Warrant in Debt	WD	683	724	893	690	79	442	203	169
Civil Total		1,785	1,188	2,273	1,790	145	560	483	1,085
Emporia Totals		12,118	12,214	17,505	12,185	6,334	560	5,320	5,291



CASELOAD STATISTICS OF THE GENERAL DISTRICT COURTS

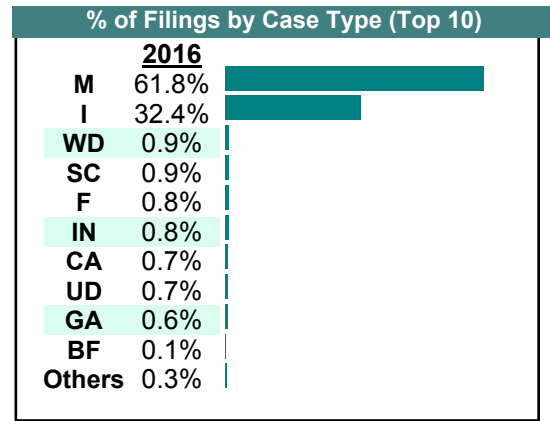
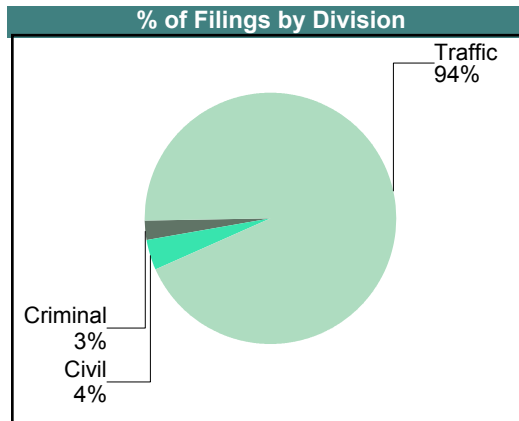
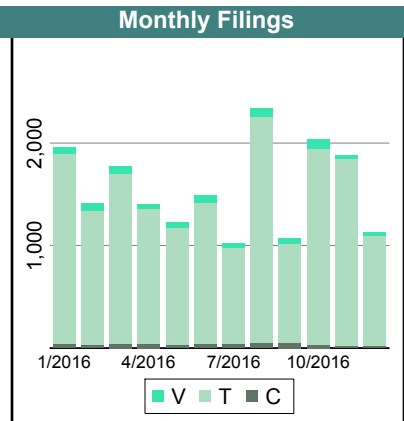
January 2016 thru December 2016

Greenville

District: 6

Court ID: 206081

		<u>Filings</u>	<u>Hearings</u>	<u>Transactions</u>	<u>Concluded</u>	<u>Final Judgmt</u>	<u>Def Judgmt</u>	<u>Cont</u>	<u>Waived</u>
<u>Criminal</u>									
Capias	CA	55	193	193	64	64	-	129	0
Civil Violation	CV	8	40	40	10	10	-	30	0
Felony	F	138	538	538	123	123	-	415	0
Misdemeanor	M	205	1,005	1,005	241	241	-	764	0
Show Cause	SC	66	225	225	73	73	-	152	0
Criminal Total		472	2,001	2,001	511	511	-	1,490	0
<u>Traffic</u>									
Capias	CA	59	195	195	65	65	-	130	0
Felony	F	5	29	29	7	7	-	22	0
Infraction	I	6,085	4,558	7,705	6,134	2,987	-	1,571	3,147
Misdemeanor	M	11,389	16,850	16,863	11,350	11,337	-	5,513	13
Show Cause	SC	33	116	116	31	31	-	85	0
Traffic Total		17,571	21,748	24,908	17,587	14,427	-	7,321	3,160
<u>Civil</u>									
Abstract	AJ	3	0	3	3	-	-	-	3
Admin License	AL	14	1	15	14	-	-	1	14
Bond Forfeiture	BF	17	35	47	15	-	3	32	12
Capias	CA	19	12	30	18	-	-	12	18
Detinue	DT	2	3	4	2	-	1	2	1
Garnishment	GA	119	4	123	119	-	-	4	119
Impoundment	IM	9	0	9	9	-	-	-	9
Interrogatory	IN	142	101	236	135	-	-	101	135
Motion for Judgment	MJ	0	0	1	1	-	-	-	1
Overweight	OC	0	2	3	1	-	-	2	1
Other	OT	3	2	4	3	-	1	1	2
Protective Order	PO	7	3	10	7	-	-	3	7
Prelim Prot Order	PP	10	2	12	10	-	-	2	10
Show Cause	SC	61	36	96	60	-	-	36	60
Unlawful Detainer	UD	126	98	150	125	34	39	24	52
Warrant in Debt	WD	178	228	298	184	24	90	114	70
Civil Total		710	527	1,041	706	58	134	334	514
Greenville Totals		18,753	24,276	27,950	18,804	14,996	134	9,145	3,674



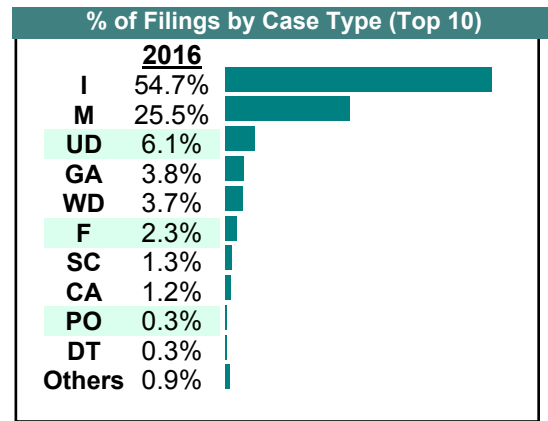
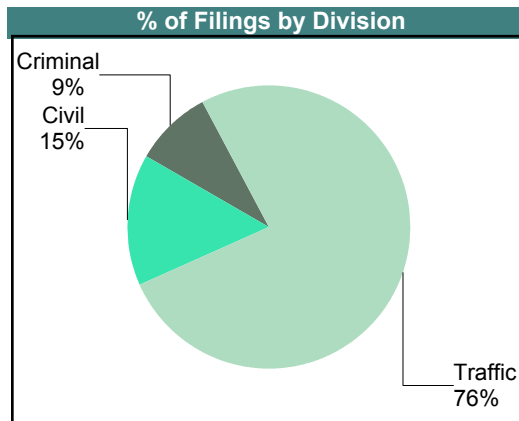
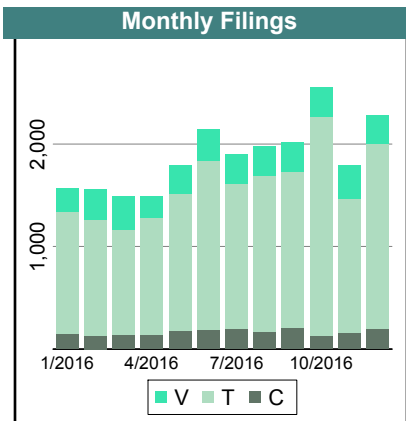
CASELOAD STATISTICS OF THE GENERAL DISTRICT COURTS

January 2016 thru December 2016

Hopewell

District: 6
Court ID: 206670

		Filings	Hearings	Transactions	Concluded	Final Judgmt	Def Judgmt	Cont	Waived
<u>Criminal</u>									
Capias	CA	122	406	406	125	125	-	280	0
Civil Violation	CV	39	119	119	45	45	-	72	0
Felony	F	493	1,761	1,761	457	457	-	1,300	0
Misdemeanor	M	1,220	3,452	3,485	1,202	1,169	-	2,281	33
Motion	MO	8	10	10	8	8	-	2	0
Show Cause	SC	112	262	262	100	100	-	161	0
Criminal Total		1,994	6,010	6,043	1,937	1,904	-	4,096	33
<u>Traffic</u>									
Capias	CA	149	524	524	160	160	-	364	0
Felony	F	21	70	70	16	16	-	54	0
Infraction	I	12,331	9,009	15,296	12,193	5,906	-	3,096	6,287
Misdemeanor	M	4,533	8,982	8,987	4,148	4,143	-	4,839	5
Motion	MO	1	2	2	1	1	-	1	0
Restricted O/L	RL	2	2	2	2	2	-	-	0
Show Cause	SC	145	307	307	131	131	-	175	0
Traffic Total		17,182	18,896	25,188	16,651	10,359	-	8,529	6,292
<u>Civil</u>									
Abstract	AJ	5	0	5	5	-	-	-	5
Admin License	AL	38	1	38	37	-	-	-	37
Bond Forfeiture	BF	8	21	25	4	-	-	19	4
Detinue	DT	63	70	92	69	3	44	23	22
Garnishment	GA	867	204	1,046	842	-	-	185	842
Interrogatory-Not	IC	1	1	2	1	-	-	1	1
Interrogatory	IN	27	43	68	25	-	-	40	25
Motion for Judgment	MJ	6	16	19	4	1	-	15	3
Other	OT	18	8	22	15	1	-	4	14
Protective Order	PO	64	10	72	62	-	-	7	62
Prelim Prot Order	PP	30	13	42	29	-	-	13	29
Petition-Restore Arms	PR	10	4	12	8	-	-	3	8
Show Cause	SC	33	22	45	28	-	5	17	23
Tenants Assertion	TA	6	13	19	6	-	-	13	6
Unlawful Detainer	UD	1,377	1,178	1,568	1,365	320	655	202	390
Warrant in Debt	WD	827	957	1,177	822	140	462	353	220
Civil Total		3,380	2,561	4,252	3,322	465	1,166	895	1,691
Hopewell Totals		22,556	27,467	35,483	21,910	12,728	1,166	13,520	8,016



CASELOAD STATISTICS OF THE GENERAL DISTRICT COURTS

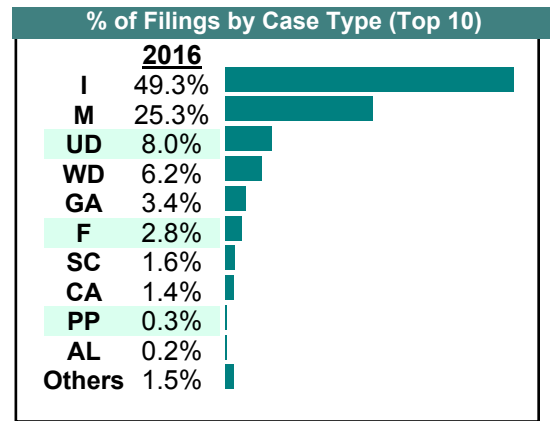
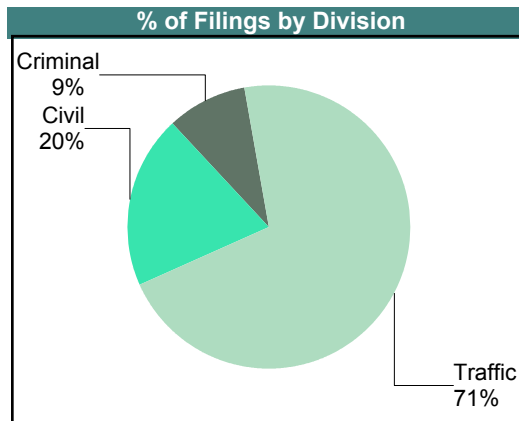
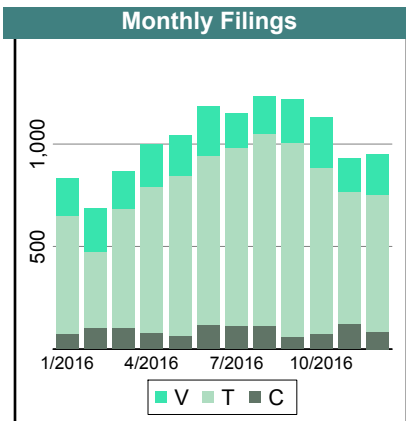
January 2016 thru December 2016

Prince George

District: 6

Court ID: 206149

		Filings	Hearings	Transactions	Concluded	Final Judgmt	Def Judgmt	Cont	Waived
<u>Criminal</u>									
Capias	CA	60	194	194	72	72	-	122	0
Civil Violation	CV	3	9	9	4	4	-	5	0
Felony	F	326	1,065	1,065	325	325	-	740	0
Misdemeanor	M	672	2,155	2,157	688	686	-	1,468	2
Show Cause	SC	67	161	161	70	70	-	90	0
Criminal Total		1,128	3,584	3,586	1,159	1,157	-	2,425	2
<u>Traffic</u>									
Capias	CA	111	398	398	123	123	-	275	0
Civil Violation	CV	17	75	75	19	19	-	56	0
Felony	F	13	51	51	14	14	-	37	0
Infraction	I	6,025	6,025	7,935	5,961	4,051	-	1,971	1,910
Misdemeanor	M	2,421	4,736	4,753	2,317	2,300	-	2,432	17
Show Cause	SC	107	232	232	102	102	-	129	0
Traffic Total		8,694	11,517	13,444	8,536	6,609	-	4,900	1,927
<u>Civil</u>									
Abstract	AJ	16	0	16	16	-	-	-	16
Admin License	AL	29	1	30	29	-	-	1	29
Bond Forfeiture	BF	4	12	14	2	-	-	11	2
Capias	CA	0	0	1	1	-	-	-	1
Detinue	DT	12	20	25	12	-	7	13	5
Garnishment	GA	421	89	502	413	-	-	84	413
Impoundment	IM	24	6	26	20	-	-	2	20
Interrogatory	IN	29	33	63	30	-	-	32	30
Motion for Judgment	MJ	11	14	22	10	-	2	12	8
Overweight	OC	21	4	27	23	-	-	4	23
Other	OT	25	6	27	21	-	-	3	21
Protective Order	PO	16	1	17	16	-	-	1	16
Prelim Prot Order	PP	31	6	35	29	-	-	4	29
Petition-Restore Arms	PR	5	3	8	5	-	-	3	5
Show Cause	SC	18	19	36	19	-	2	17	17
Tenants Assertion	TA	4	5	7	4	2	-	3	2
Unlawful Detainer	UD	977	537	1,106	987	111	307	118	569
Warrant in Debt	WD	754	933	1,197	767	65	438	430	264
Civil Total		2,397	1,689	3,159	2,404	178	756	738	1,470
Prince George Totals		12,219	16,790	20,189	12,099	7,944	756	8,063	3,399

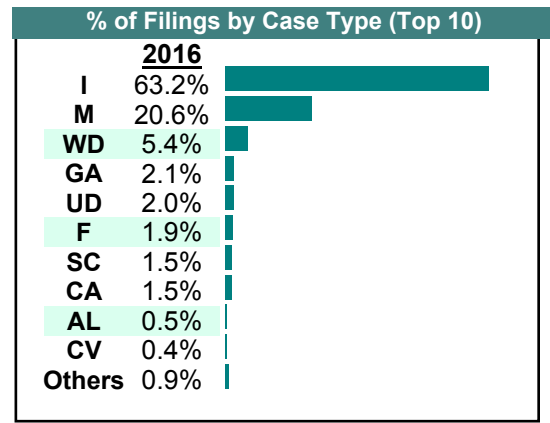
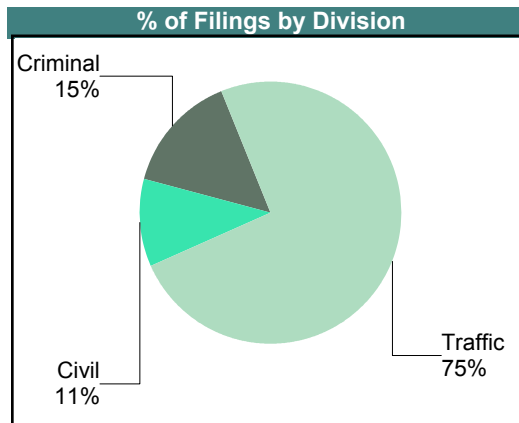
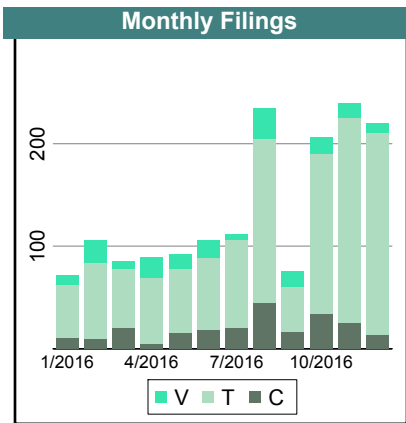


CASELOAD STATISTICS OF THE GENERAL DISTRICT COURTS

January 2016 thru December 2016

Surry
District: **6**
Court ID: **206181**

		<u>Filings</u>	<u>Hearings</u>	<u>Transactions</u>	<u>Concluded</u>	<u>Final Judgmt</u>	<u>Def Judgmt</u>	<u>Cont</u>	<u>Waived</u>
<u>Criminal</u>									
Capias	CA	11	34	34	11	11	-	23	0
Civil Violation	CV	7	14	15	8	7	-	7	1
Felony	F	29	175	175	52	52	-	123	0
Misdemeanor	M	182	469	486	164	147	-	320	17
Show Cause	SC	9	37	37	13	13	-	23	0
Criminal Total		238	729	747	248	230	-	496	18
<u>Traffic</u>									
Capias	CA	13	44	44	19	19	-	25	0
Felony	F	2	12	12	4	4	-	8	0
Infraction	I	1,035	862	1,311	991	542	-	319	449
Misdemeanor	M	156	498	498	159	159	-	339	0
Show Cause	SC	15	44	44	16	16	-	28	0
Traffic Total		1,221	1,460	1,909	1,189	740	-	719	449
<u>Civil</u>									
Abstract	AJ	1	0	1	1	-	-	-	1
Admin License	AL	8	1	8	7	-	-	-	7
Bond Forfeiture	BF	1	0	1	1	-	-	-	1
Detinue	DT	1	1	1	1	1	-	-	0
Garnishment	GA	34	11	48	37	-	-	11	37
Interrogatory	IN	2	0	2	2	-	-	-	2
Protective Order	PO	3	1	3	3	1	-	-	2
Prelim Prot Order	PP	6	5	11	6	-	-	5	6
Show Cause	SC	1	0	1	1	-	-	-	1
Unlawful Detainer	UD	33	27	43	34	11	7	8	16
Warrant in Debt	WD	89	108	151	96	26	27	55	43
Civil Total		179	154	270	189	39	34	79	116
Surry Totals		1,638	2,343	2,926	1,626	1,009	34	1,294	583



CASELOAD STATISTICS OF THE GENERAL DISTRICT COURTS


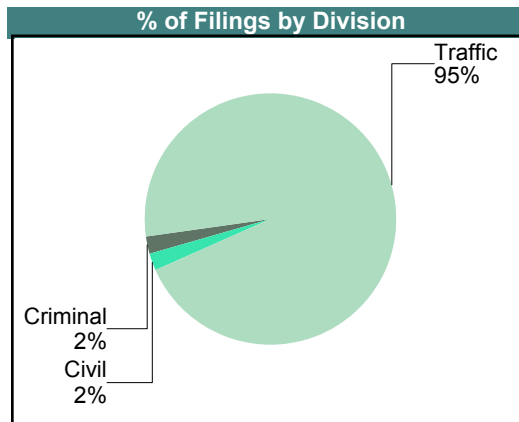
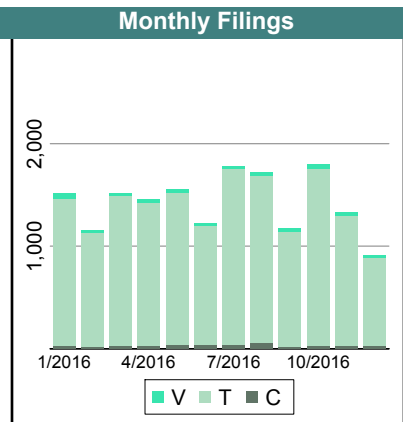
January 2016 thru December 2016

Sussex

District: 6

Court ID: 206183

		Filings	Hearings	Transactions	Concluded	Final Judgmt	Def Judgmt	Cont	Waived
<u>Criminal</u>									
Capias	CA	19	80	80	24	24	-	55	0
Civil Violation	CV	2	2	2	2	2	-	-	0
Felony	F	118	476	478	144	142	-	332	2
Misdemeanor	M	230	813	816	228	225	-	584	3
Show Cause	SC	31	78	78	31	31	-	46	0
Criminal Total		400	1,449	1,454	429	424	-	1,017	5
<u>Traffic</u>									
Capias	CA	51	181	181	54	54	-	124	0
Civil Violation	CV	1	3	3	1	1	-	2	0
Felony	F	9	36	36	7	7	-	29	0
Infraction	I	8,687	7,334	10,629	8,584	5,289	-	2,018	3,295
Misdemeanor	M	7,607	10,958	11,016	7,525	7,467	-	3,444	58
Show Cause	SC	30	104	104	22	22	-	79	0
Traffic Total		16,385	18,616	21,969	16,193	12,840	-	5,696	3,353
<u>Civil</u>									
Abstract	AJ	2	0	2	2	-	-	-	2
Admin License	AL	1	0	1	1	-	-	-	1
Bond Forfeiture	BF	1	1	1	0	-	-	-	0
Detinue	DT	1	2	3	1	-	-	1	1
Garnishment	GA	81	20	99	79	-	-	18	79
Interrogatory	IN	1	1	2	1	-	-	1	1
Overweight	OC	2	3	5	2	-	-	3	2
Other	OT	26	15	34	19	-	-	9	19
Protective Order	PO	3	1	3	2	-	-	-	2
Prelim Prot Order	PP	3	4	5	1	-	-	2	1
Show Cause	SC	4	8	11	3	-	-	7	3
Unlawful Detainer	UD	84	64	98	84	35	15	14	34
Warrant in Debt	WD	173	215	281	167	71	30	113	66
Civil Total		382	334	545	362	106	45	168	211
Sussex Totals		17,167	20,399	23,968	16,984	13,370	45	6,881	3,569



Filings by Court & Division

	Brunswick	Emporia	Greenville	Hopewell	Prince George	Surry	Sussex	Total	
C	Misdemeanor	365 11%	381 12%	205 6%	1,220 37%	672 21%	182 6%	230 7%	3,255
	Felony	71 5%	200 15%	138 10%	493 36%	326 24%	29 2%	118 9%	1,375
	Capias	79 18%	84 20%	55 13%	122 28%	60 14%	11 3%	19 4%	430
	Show Cause	27 7%	90 22%	66 16%	112 28%	67 17%	9 2%	31 8%	402
	Civil Violation	7 10%	5 7%	8 11%	39 55%	3 4%	7 10%	2 3%	71
	Motion	- 0%	- 0%	- 0%	8 100%	- 0%	- 0%	- 0%	8
	Total	549 10%	760 14%	472 9%	1,994 36%	1,128 20%	238 4%	400 7%	5,541
T	Infraction	11,284 21%	7,367 14%	6,085 12%	12,331 23%	6,025 11%	1,035 2%	8,687 16%	52,814
	Misdemeanor	8,708 24%	2,168 6%	11,389 31%	4,533 12%	2,421 7%	156 0%	7,607 21%	36,982
	Capias	73 15%	18 4%	59 12%	149 31%	111 23%	13 3%	51 11%	474
	Show Cause	10 3%	11 3%	33 9%	145 41%	107 30%	15 4%	30 9%	351
	Felony	4 6%	9 14%	5 8%	21 33%	13 21%	2 3%	9 14%	63
	Civil Violation	- 0%	- 0%	- 0%	- 0%	17 94%	- 0%	1 6%	18
	Motion	1 50%	- 0%	- 0%	1 50%	- 0%	- 0%	- 0%	2
	Restricted O/L	- 0%	- 0%	- 0%	2 100%	- 0%	- 0%	- 0%	2
	Total	20,080 22%	9,573 11%	17,571 19%	17,182 19%	8,694 10%	1,221 1%	16,385 18%	90,706
V	Warrant in Debt	206 7%	683 23%	178 6%	827 28%	754 26%	89 3%	173 6%	2,910
	Unlawful Detainer	57 2%	119 4%	126 5%	1,377 50%	977 35%	33 1%	84 3%	2,773
	Garnishment	165 8%	458 21%	119 6%	867 40%	421 20%	34 2%	81 4%	2,145
	Interrogatory	10 3%	172 45%	142 37%	27 7%	29 8%	2 1%	1 0%	383
	Detinue	5 2%	181 68%	2 1%	63 24%	12 5%	1 0%	1 0%	265
	Show Cause	6 3%	71 37%	61 31%	33 17%	18 9%	1 1%	4 2%	194

	Brunswick	Emporia	Greenville	Hopewell	Prince George	Surry	Sussex	Total
V Admin License	24 18%	19 14%	14 11%	38 29%	29 22%	8 6%	1 1%	133
Protective Order	6 6%	8 7%	7 7%	64 60%	16 15%	3 3%	3 3%	107
Prelim Prot Order	14 13%	10 10%	10 10%	30 29%	31 30%	6 6%	3 3%	104
Bond Forfeiture	28 37%	16 21%	17 23%	8 11%	4 5%	1 1%	1 1%	75
Other	1 1%	1 1%	3 4%	18 24%	25 34%	- 0%	26 35%	74
Impoundment	20 29%	15 22%	9 13%	- 0%	24 35%	- 0%	- 0%	68
Capias	- 0%	25 57%	19 43%	- 0%	- 0%	- 0%	- 0%	44
Overweight	11 32%	- 0%	- 0%	- 0%	21 62%	- 0%	2 6%	34
Abstract	2 6%	3 9%	3 9%	5 16%	16 50%	1 3%	2 6%	32
Motion for Judgment	- 0%	3 15%	- 0%	6 30%	11 55%	- 0%	- 0%	20
Petition-Restore Arms	- 0%	1 6%	- 0%	10 63%	5 31%	- 0%	- 0%	16
Tenants Assertion	- 0%	- 0%	- 0%	6 60%	4 40%	- 0%	- 0%	10
Interrogatory-Not	- 0%	- 0%	- 0%	1 100%	- 0%	- 0%	- 0%	1
Total	555 6%	1,785 19%	710 8%	3,380 36%	2,397 26%	179 2%	382 4%	9,388
Total	21,184 20%	12,118 11%	18,753 18%	22,556 21%	12,219 12%	1,638 2%	17,167 16%	105,635

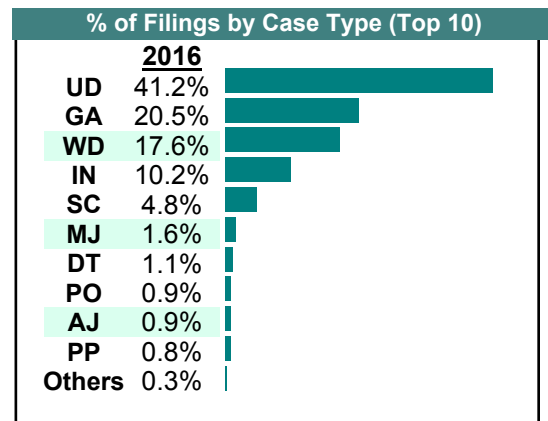
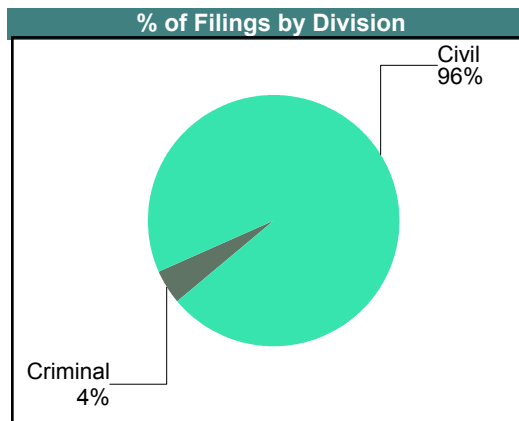
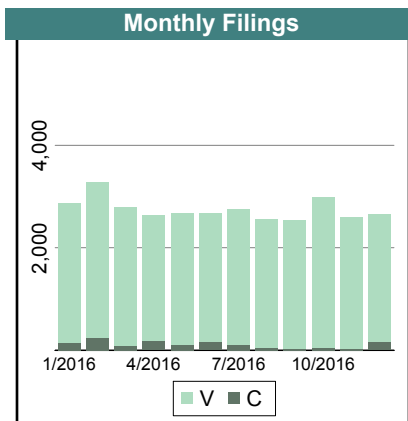
CASELOAD STATISTICS OF THE GENERAL DISTRICT COURTS

January 2016 thru December 2016

Newport News-Civil

District: 7
Court ID: 207703

		<u>Filings</u>	<u>Hearings</u>	<u>Transactions</u>	<u>Concluded</u>	<u>Final Judgmt</u>	<u>Def Judgmt</u>	<u>Cont</u>	<u>Waived</u>
<u>Criminal</u>									
Capias	CA	21	68	68	32	32	-	36	0
Show Cause	SC	1,410	1,598	1,598	1,418	1,418	-	180	0
Criminal Total		1,431	1,666	1,666	1,450	1,450	-	216	0
<u>Civil</u>									
		1	0	1	1	-	-	-	1
Abstract	AJ	287	0	287	287	-	-	-	287
Counter Claim	CC	20	30	40	21	11	-	19	10
Custody Relief	CR	1	1	1	1	-	1	-	0
Detinue	DT	362	247	426	364	19	166	62	179
Garnishment	GA	6,784	1,337	8,149	6,812	-	-	1,336	6,812
Interrogatory	IN	3,352	1,684	5,218	3,534	-	-	1,684	3,534
Motion for Judgment	MJ	542	455	636	533	22	330	103	181
Overweight	OC	8	4	12	8	-	-	4	8
Other	OT	15	7	21	15	1	-	6	14
Protective Order	PO	299	112	393	281	-	-	112	281
Prelim Prot Order	PP	278	1	279	278	-	-	1	278
Petition-Restore Arms	PR	1	0	1	1	-	-	-	1
Show Cause	SC	181	65	205	183	-	43	22	140
Tenants Assertion	TA	19	21	37	21	5	-	16	16
Third Party Claim	TH	1	0	1	1	-	-	-	1
Unlawful Detainer	UD	13,609	8,616	14,376	13,576	1,744	6,072	800	5,760
Warrant in Debt	WD	5,825	5,819	7,981	5,818	700	2,956	2,162	2,162
Civil Total		31,585	18,399	38,064	31,735	2,502	9,568	6,327	19,665
Newport News-Civil Totals		33,016	20,065	39,730	33,185	3,952	9,568	6,543	19,665



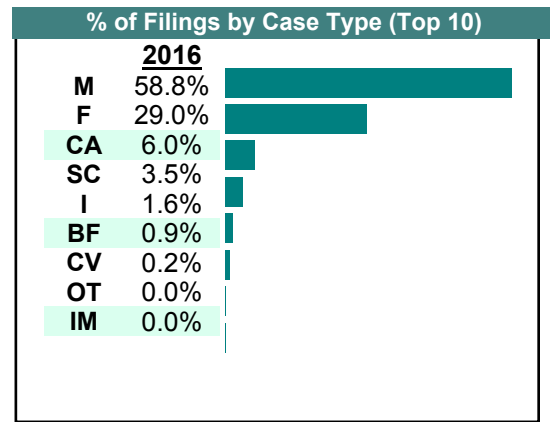
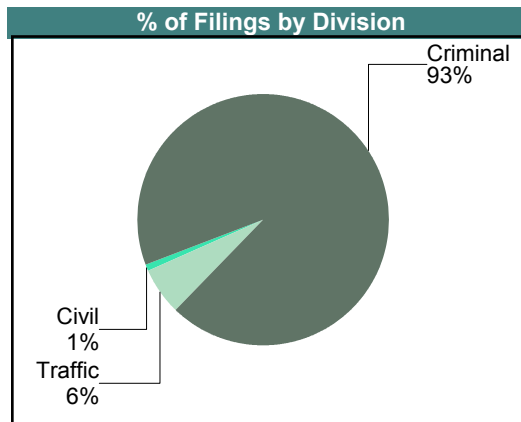
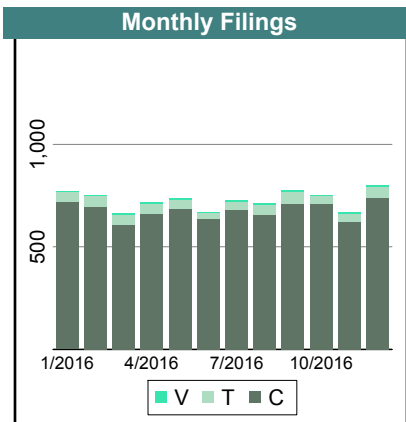
CASELOAD STATISTICS OF THE GENERAL DISTRICT COURTS

January 2016 thru December 2016

Newport News-Criminal

District: 7
Court ID: 207701

		<u>Filings</u>	<u>Hearings</u>	<u>Transactions</u>	<u>Concluded</u>	<u>Final Judgmt</u>	<u>Def Judgmt</u>	<u>Cont</u>	<u>Waived</u>
<u>Criminal</u>									
Capias	CA	507	1,630	1,630	629	629	-	1,001	0
Civil Violation	CV	16	18	18	16	16	-	2	0
Felony	F	2,512	7,411	8,243	2,335	1,503	-	5,908	832
Misdemeanor	M	4,807	12,574	12,761	4,754	4,567	-	8,004	187
Show Cause	SC	289	790	790	308	308	-	482	0
Criminal Total		8,131	22,423	23,442	8,042	7,023	-	15,397	1,019
<u>Traffic</u>									
Capias	CA	14	53	53	22	22	-	31	0
Felony	F	27	91	97	20	14	-	77	6
Infraction	I	139	457	457	143	143	-	314	0
Misdemeanor	M	338	1,173	1,176	343	340	-	833	3
Show Cause	SC	21	50	50	23	23	-	27	0
Traffic Total		539	1,824	1,833	551	542	-	1,282	9
<u>Civil</u>									
Bond Forfeiture	BF	76	60	111	61	-	10	50	51
Impoundment	IM	1	0	1	1	-	-	-	1
Other	OT	4	0	4	4	-	-	-	4
Civil Total		81	60	116	66	0	10	50	56
Newport News-Criminal Tot:		8,751	24,307	25,391	8,659	7,565	10	16,729	1,084



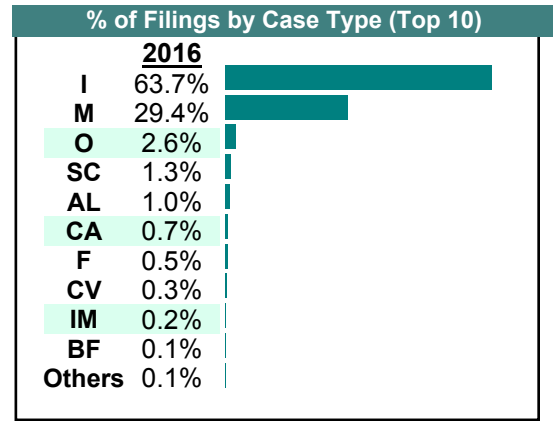
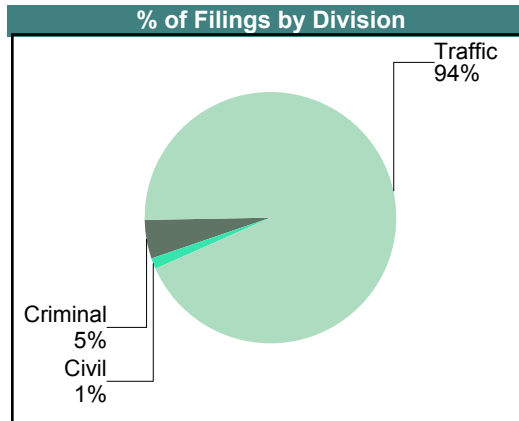
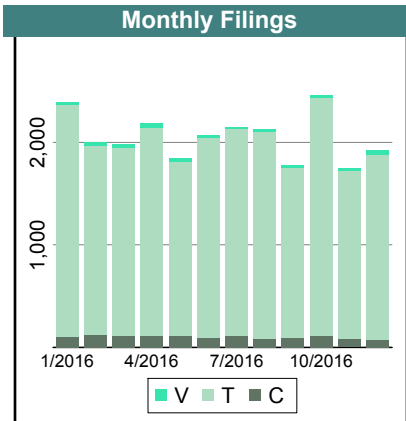
CASELOAD STATISTICS OF THE GENERAL DISTRICT COURTS

January 2016 thru December 2016

Newport News-Traffic

District: 7
Court ID: 207702

		<u>Filings</u>	<u>Hearings</u>	<u>Transactions</u>	<u>Concluded</u>	<u>Final Judgmt</u>	<u>Def Judgmt</u>	<u>Cont</u>	<u>Waived</u>
<u>Criminal</u>									
Capias	CA	73	178	178	82	82	-	96	0
Civil Violation	CV	81	296	296	83	83	-	213	0
Felony	F	131	493	493	139	139	-	354	0
Misdemeanor	M	736	2,490	2,490	733	733	-	1,757	0
Show Cause	SC	208	428	428	212	212	-	216	0
Criminal Total		1,229	3,885	3,885	1,249	1,249	-	2,636	0
<u>Traffic</u>									
Capias	CA	101	409	409	178	178	-	231	0
Civil Violation	CV	0	3	3	1	1	-	2	0
Infraction	I	15,703	14,512	20,410	15,795	9,897	-	4,615	5,898
Misdemeanor	M	6,503	12,566	12,568	6,520	6,518	-	6,048	2
Other	O	636	432	716	633	349	-	83	284
Restricted O/L	RL	6	6	6	6	6	-	-	0
Show Cause	SC	110	179	179	120	120	-	59	0
Traffic Total		23,059	28,107	34,291	23,253	17,069	-	11,038	6,184
<u>Civil</u>									
Admin License	AL	249	13	260	247	-	-	10	247
Bond Forfeiture	BF	34	47	66	33	14	-	32	19
Impoundment	IM	52	7	52	45	-	-	-	45
Other	OT	29	2	30	28	-	-	1	28
Civil Total		364	69	408	353	14	-	43	339
Newport News-Traffic Total:		24,652	32,061	38,584	24,855	18,332	0	13,717	6,523



Filings by Court & Division

		Newport News-Civil		Newport News-Criminal		Newport News-Traffic		Total
C	Misdemeanor	-	0%	4,807	87%	736	13%	5,543
	Felony	-	0%	2,512	95%	131	5%	2,643
	Show Cause	1,410	74%	289	15%	208	11%	1,907
	Capias	21	3%	507	84%	73	12%	601
	Civil Violation	-	0%	16	16%	81	84%	97
	Total	1,431	13%	8,131	75%	1,229	11%	10,791
T	Infraction	-	0%	139	1%	15,703	99%	15,842
	Misdemeanor	-	0%	338	5%	6,503	95%	6,841
	Other	-	0%	-	0%	636	100%	636
	Show Cause	-	0%	21	16%	110	84%	131
	Capias	-	0%	14	12%	101	88%	115
	Felony	-	0%	27	100%	-	0%	27
	Restricted O/L	-	0%	-	0%	6	100%	6
	Civil Violation	-	0%	-	0%	-	0%	0
Total	0	0%	539	2%	23,059	98%	23,598	
V	Unlawful Detainer	13,609	100%	-	0%	-	0%	13,609
	Garnishment	6,784	100%	-	0%	-	0%	6,784
	Warrant in Debt	5,825	100%	-	0%	-	0%	5,825
	Interrogatory	3,352	100%	-	0%	-	0%	3,352
	Motion for Judgment	542	100%	-	0%	-	0%	542
	Detinue	362	100%	-	0%	-	0%	362
	Protective Order	299	100%	-	0%	-	0%	299
	Abstract	287	100%	-	0%	-	0%	287
	Prelim Prot Order	278	100%	-	0%	-	0%	278
	Admin License	-	0%	-	0%	249	100%	249
	Show Cause	181	100%	-	0%	-	0%	181
	Bond Forfeiture	-	0%	76	69%	34	31%	110
	Impoundment	-	0%	1	2%	52	98%	53
	Other	15	31%	4	8%	29	60%	48
	Counter Claim	20	100%	-	0%	-	0%	20
	Tenants Assertion	19	100%	-	0%	-	0%	19
	Overweight	8	100%	-	0%	-	0%	8
		1	100%	-	0%	-	0%	1
	Custody Relief	1	100%	-	0%	-	0%	1
	Petition-Restore Arms	1	100%	-	0%	-	0%	1
Third Party Claim	1	100%	-	0%	-	0%	1	
Total	31,585	99%	81	0%	364	1%	32,030	
Total	33,016	50%	8,751	13%	24,652	37%	66,419	

CASELOAD STATISTICS OF THE GENERAL DISTRICT COURTS

January 2016 thru December 2016

Hampton

District: 8

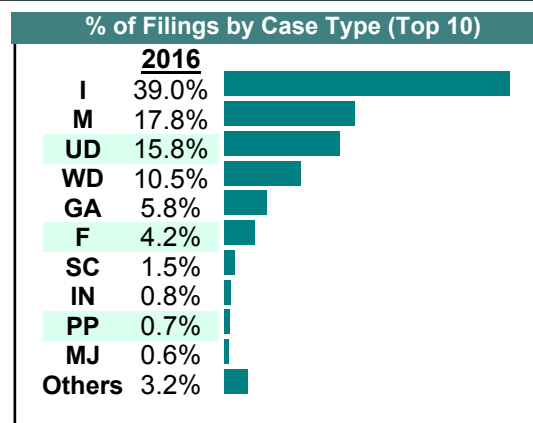
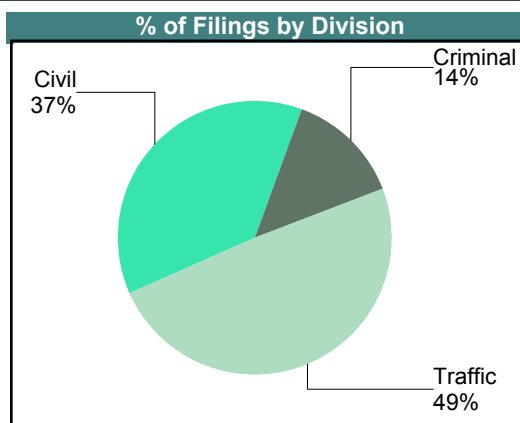
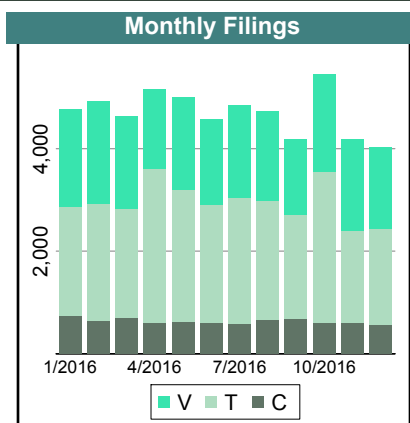
Court ID: 208650

		Filings	Hearings	Transactions	Concluded	Final Judgmt	Def Judgmt	Cont	Waived
<u>Criminal</u>									
Capias	CA	155	533	533	134	134	-	399	0
Civil Violation	CV	126	562	563	134	133	-	429	1
Felony	F	2,252	9,471	9,867	1,997	1,601	-	7,870	396
Misdemeanor	M	4,612	15,133	15,271	4,875	4,737	-	10,396	138
Show Cause	SC	510	2,108	2,108	544	544	-	1,564	0
Criminal Total		7,655	27,807	28,342	7,684	7,149	-	20,658	535

		Filings	Hearings	Transactions	Concluded	Final Judgmt	Def Judgmt	Cont	Waived
<u>Traffic</u>									
Capias	CA	33	111	111	30	30	-	81	0
Felony	F	110	474	499	107	82	-	392	25
Infraction	I	22,019	22,020	29,585	22,304	14,739	-	7,281	7,565
Misdemeanor	M	5,441	13,153	13,159	5,668	5,662	-	7,491	6
Restricted O/L	RL	93	93	93	93	93	-	-	0
Show Cause	SC	63	147	147	48	48	-	99	0
Traffic Total		27,759	35,998	43,594	28,250	20,654	-	15,344	7,596

		Filings	Hearings	Transactions	Concluded	Final Judgmt	Def Judgmt	Cont	Waived
<u>Civil</u>									
Abstract	AJ	98	0	98	98	-	-	-	98
Admin License	AL	328	38	369	331	-	-	38	331
Bond Forfeiture	BF	110	91	178	110	2	21	68	87
Capias	CA	10	22	32	10	-	-	22	10
Counter Claim	CC	29	29	49	27	7	-	22	20
Custody Relief	CR	1	1	1	1	1	-	-	0
Detinue	DT	101	79	135	101	7	38	34	56
Detinue Seizure	DZ	1	0	1	1	-	-	-	1
Garnishment	GA	3,262	668	3,940	3,272	-	-	668	3,272
Impoundment	IM	18	0	18	18	-	-	-	18
Interrogatory	IN	460	400	868	468	-	-	400	468
Motion for Judgment	MJ	365	371	486	373	25	233	113	115
Overweight	OC	5	2	6	4	-	-	2	4
Other	OT	316	70	372	318	-	16	54	302
Protective Order	PO	354	160	498	338	-	-	160	338
Prelim Prot Order	PP	397	2	401	399	-	-	2	399
Petition-Restore Arms	PR	5	2	8	6	-	-	2	6
Show Cause	SC	267	106	370	264	-	-	106	264
Tenants Assertion	TA	10	8	13	8	3	-	5	5
Third Party Claim	TH	1	2	3	1	-	-	2	1
Unlawful Detainer	UD	8,936	6,410	9,840	8,970	1,039	4,501	870	3,430
Warrant in Debt	WD	5,948	6,578	8,611	6,015	688	3,294	2,596	2,033
Civil Total		21,022	15,039	26,297	21,133	1,772	8,103	5,164	11,258

Hampton Totals		56,436	78,844	98,233	57,067	29,575	8,103	41,166	19,389
-----------------------	--	---------------	---------------	---------------	---------------	---------------	--------------	---------------	---------------



Filings by Court & Division

		<u>Hampton</u>	
C	Misdemeanor	4,612	8.2%
	Felony	2,252	4.0%
	Show Cause	510	0.9%
	Capias	155	0.3%
	Civil Violation	126	0.2%
	Total	7,655	14%
T	Infraction	22,019	39.0%
	Misdemeanor	5,441	9.6%
	Felony	110	0.2%
	Restricted O/L	93	0.2%
	Show Cause	63	0.1%
	Capias	33	0.1%
	Total	27,759	49%
V	Unlawful Detainer	8,936	15.8%
	Warrant in Debt	5,948	10.5%
	Garnishment	3,262	5.8%
	Interrogatory	460	0.8%
	Prelim Prot Order	397	0.7%
	Motion for Judgment	365	0.6%
	Protective Order	354	0.6%
	Admin License	328	0.6%
	Other	316	0.6%
	Show Cause	267	0.5%
	Bond Forfeiture	110	0.2%
	Detinue	101	0.2%
	Abstract	98	0.2%
	Counter Claim	29	0.1%
	Impoundment	18	0.0%
	Capias	10	0.0%
	Tenants Assertion	10	0.0%
	Overweight	5	0.0%
	Petition-Restore Arms	5	0.0%
	Custody Relief	1	0.0%
Detinue Seizure	1	0.0%	
Third Party Claim	1	0.0%	
Total	21,022	37%	
Total	56,436	100%	

CASELOAD STATISTICS OF THE GENERAL DISTRICT COURTS

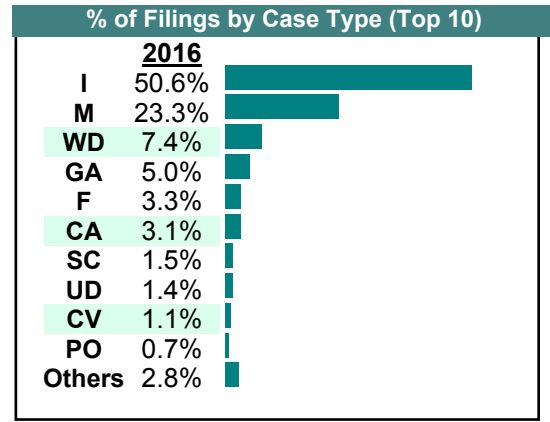
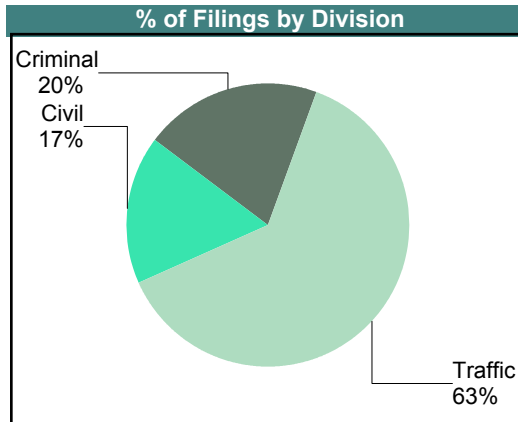
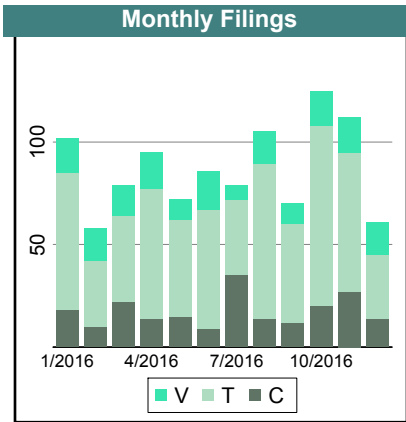
January 2016 thru December 2016

Charles City

District: 9

Court ID: 209036

		Filings	Hearings	Transactions	Concluded	Final Judgmt	Def Judgmt	Cont	Waived
<u>Criminal</u>									
Capias	CA	18	27	27	18	18	-	9	0
Civil Violation	CV	11	17	17	11	11	-	6	0
Felony	F	33	84	84	31	31	-	53	0
Misdemeanor	M	131	251	267	151	135	-	116	16
Motion	MO	1	1	1	1	1	-	-	0
Show Cause	SC	16	46	46	11	11	-	35	0
Criminal Total		210	426	442	223	207	-	219	16
<u>Traffic</u>									
Capias	CA	14	28	28	14	14	-	14	0
Felony	F	1	2	2	1	1	-	1	0
Infraction	I	528	502	734	546	314	-	188	232
Misdemeanor	M	112	235	235	129	129	-	106	0
Restricted O/L	RL	1	1	1	1	1	-	-	0
Traffic Total		656	768	1,000	691	459	-	309	232
<u>Civil</u>									
Admin License	AL	3	0	3	3	-	-	-	3
Bond Forfeiture	BF	1	1	1	1	-	1	-	0
Counter Claim	CC	2	4	4	2	2	-	2	0
Detinue	DT	6	12	14	6	4	-	8	2
Garnishment	GA	52	1	53	52	-	-	1	52
Interrogatory	IN	4	0	4	4	-	-	-	4
Motion for Judgment	MJ	2	2	4	2	-	-	2	2
Other	OT	3	1	3	3	1	-	-	2
Protective Order	PO	7	3	9	7	1	-	2	6
Prelim Prot Order	PP	6	1	7	6	-	-	1	6
Unlawful Detainer	UD	15	21	22	14	9	4	8	1
Warrant in Debt	WD	77	79	107	77	18	31	30	28
Civil Total		178	125	231	177	35	36	54	106
Charles City Totals		1,044	1,319	1,673	1,091	701	36	582	354



CASELOAD STATISTICS OF THE GENERAL DISTRICT COURTS

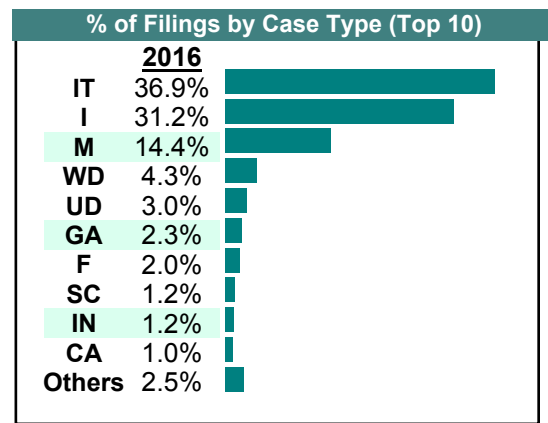
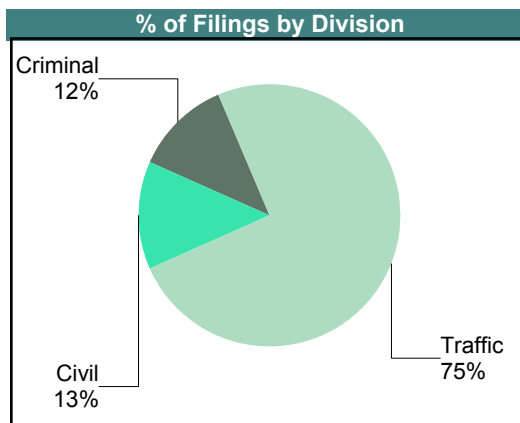
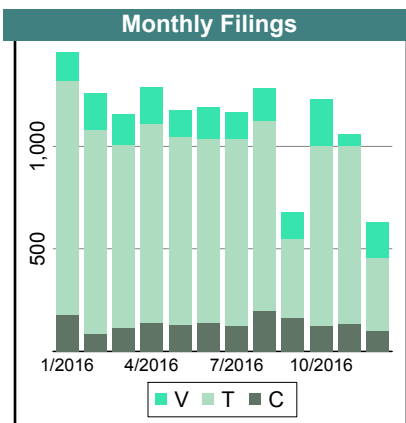
January 2016 thru December 2016

Gloucester

District: 9

Court ID: 209073

		Filings	Hearings	Transactions	Concluded	Final Judgmt	Def Judgmt	Cont	Waived
<u>Criminal</u>									
Capias	CA	128	375	375	152	152	-	223	0
Civil Violation	CV	43	103	107	45	41	-	62	4
Felony	F	271	711	804	262	169	-	541	93
Misdemeanor	M	1,119	2,581	2,665	1,194	1,110	-	1,469	84
Show Cause	SC	80	204	204	87	87	-	116	0
Criminal Total		1,641	3,974	4,155	1,740	1,559	-	2,411	181
<u>Traffic</u>									
Capias	CA	9	43	43	24	24	-	19	0
Civil Violation	CV	1	0	1	1	-	-	-	1
Felony	F	2	8	8	0	-	-	8	0
Infraction	I	4,235	3,316	5,286	4,248	2,278	-	1,034	1,970
Toll Infraction	IT	5,004	7,200	7,209	5,908	5,899	-	1,283	9
Misdemeanor	M	833	1,847	1,855	872	864	-	983	8
Restricted O/L	RL	6	6	6	5	5	-	-	0
Show Cause	SC	39	90	90	43	43	-	47	0
Traffic Total		10,129	12,510	14,498	11,101	9,113	-	3,374	1,988
<u>Civil</u>									
Abstract	AJ	5	0	5	5	-	-	-	5
Admin License	AL	114	0	114	114	-	-	-	114
Capias	CA	4	2	6	4	-	-	2	4
Counter Claim	CC	1	1	1	0	-	-	1	0
Detinue	DT	36	33	48	38	7	16	10	15
Garnishment	GA	307	21	332	311	-	-	21	311
Impoundment	IM	10	1	10	9	-	-	-	9
Interrogatory	IN	163	68	230	162	-	-	68	162
Motion for Judgment	MJ	17	14	18	15	1	10	3	4
Overweight	OC	6	4	9	5	-	-	4	5
Other	OT	9	1	9	8	-	-	-	8
Protective Order	PO	33	0	33	33	-	-	-	33
Prelim Prot Order	PP	61	10	69	59	-	-	8	59
Petition-Restore Arms	PR	1	0	1	1	-	-	-	1
Show Cause	SC	50	7	58	51	-	-	7	51
Tenants Assertion	TA	1	1	2	1	-	-	1	1
Unlawful Detainer	UD	404	272	483	401	64	126	82	211
Warrant in Debt	WD	582	566	820	592	76	262	228	254
Civil Total		1,804	1,001	2,248	1,809	148	414	435	1,247
Gloucester Totals		13,574	17,485	20,901	14,650	10,820	414	6,220	3,416



CASELOAD STATISTICS OF THE GENERAL DISTRICT COURTS

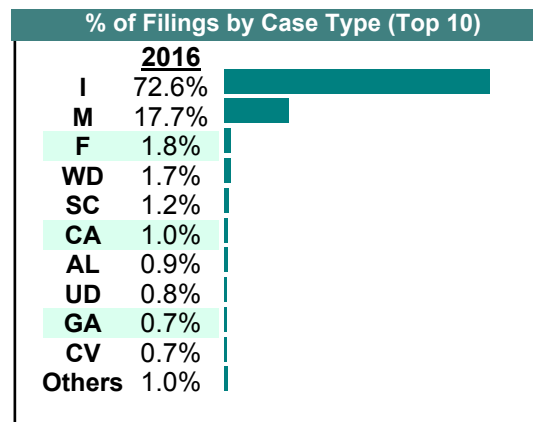
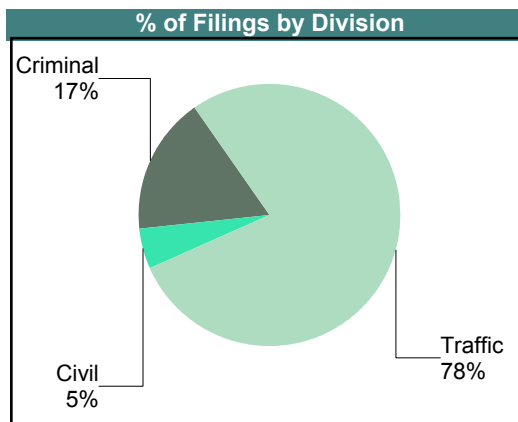
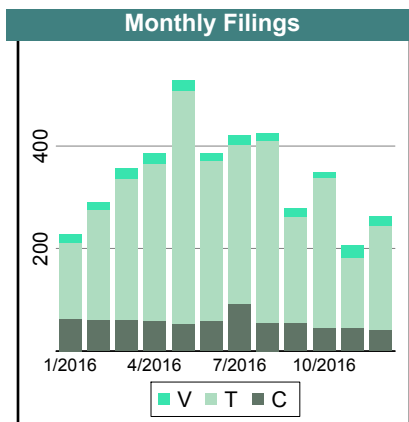
January 2016 thru December 2016

King & Queen

District: 9

Court ID: 209097

		Filings	Hearings	Transactions	Concluded	Final Judgmt	Def Judgmt	Cont	Waived
<u>Criminal</u>									
Capias	CA	39	103	103	43	43	-	60	0
Civil Violation	CV	26	32	40	24	16	-	16	8
Felony	F	75	170	185	79	64	-	106	15
Misdemeanor	M	510	1,115	1,176	544	483	-	632	61
Motion	MO	1	1	1	1	1	-	-	0
Show Cause	SC	46	102	102	44	44	-	58	0
Criminal Total		697	1,523	1,607	735	651	-	872	84
<u>Traffic</u>									
Capias	CA	3	12	12	7	7	-	5	0
Civil Violation	CV	1	1	1	1	1	-	-	0
Infraction	I	2,987	2,282	3,511	3,015	1,786	-	496	1,229
Misdemeanor	M	219	326	327	224	223	-	103	1
Traffic Total		3,210	2,621	3,851	3,247	2,017	-	604	1,230
<u>Civil</u>									
Admin License	AL	35	0	35	35	-	-	-	35
Capias	CA	1	0	1	1	-	-	-	1
Counter Claim	CC	1	0	1	1	-	-	-	1
Detinue	DT	12	17	25	13	4	1	12	8
Garnishment	GA	28	3	32	29	-	-	3	29
Impoundment	IM	5	0	5	5	-	-	-	5
Interrogatory	IN	3	0	3	3	-	-	-	3
Other	OT	4	0	4	4	-	-	-	4
Protective Order	PO	8	3	11	8	-	-	3	8
Prelim Prot Order	PP	7	0	7	7	-	-	-	7
Show Cause	SC	2	1	3	2	-	-	1	2
Unlawful Detainer	UD	33	30	40	33	14	9	7	10
Warrant in Debt	WD	68	73	94	56	13	22	38	21
Civil Total		207	127	261	197	31	32	64	134
King & Queen Totals		4,114	4,271	5,719	4,179	2,699	32	1,540	1,448



CASELOAD STATISTICS OF THE GENERAL DISTRICT COURTS

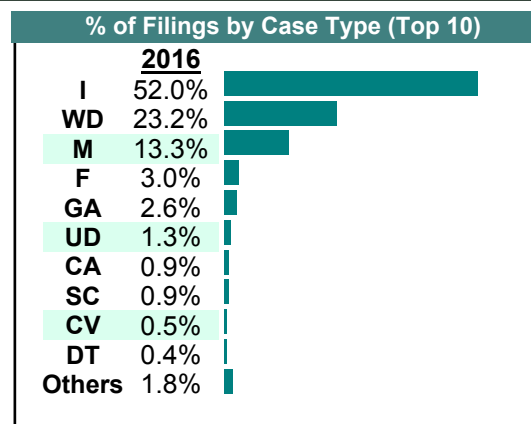
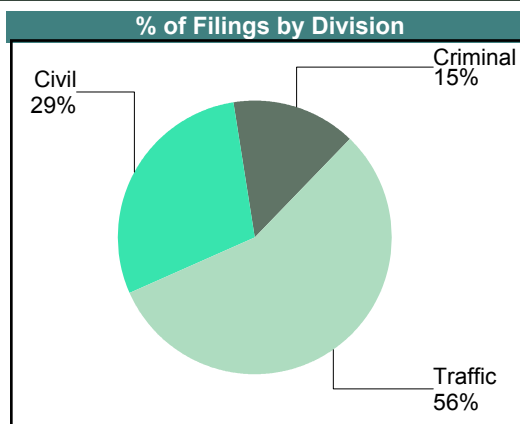
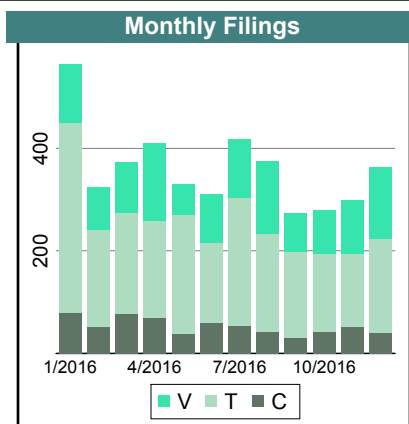
January 2016 thru December 2016

King William

District: 9

Court ID: 209101

		Filings	Hearings	Transactions	Concluded	Final Judgmt	Def Judgmt	Cont	Waived
<u>Criminal</u>									
Capias	CA	41	109	109	48	48	-	61	0
Civil Violation	CV	22	43	45	22	20	-	23	2
Felony	F	128	341	379	146	108	-	233	38
Misdemeanor	M	408	918	951	445	412	-	506	33
Motion	MO	3	3	3	3	3	-	-	0
Show Cause	SC	37	87	87	37	37	-	50	0
Criminal Total		639	1,501	1,574	701	628	-	873	73
<u>Traffic</u>									
Felony	F	0	3	3	1	1	-	2	0
Infraction	I	2,244	1,557	2,562	2,263	1,258	-	299	1,005
Misdemeanor	M	166	249	249	170	170	-	79	0
Restricted O/L	RL	8	9	9	8	8	-	1	0
Traffic Total		2,418	1,818	2,823	2,442	1,437	-	381	1,005
<u>Civil</u>									
Abstract	AJ	2	0	2	2	-	-	-	2
Admin License	AL	13	0	13	13	-	-	-	13
Bond Forfeiture	BF	4	1	4	3	-	-	1	3
Detinue	DT	19	17	23	19	2	11	4	6
Garnishment	GA	114	4	118	114	-	-	4	114
Impoundment	IM	4	0	4	4	-	-	-	4
Interrogatory	IN	9	9	17	8	-	-	9	8
Motion for Judgment	MJ	1	1	1	0	-	-	1	0
Overweight	OC	1	0	1	1	-	-	-	1
Other	OT	9	4	11	7	-	-	4	7
Protective Order	PO	10	7	17	10	-	-	7	10
Prelim Prot Order	PP	14	0	14	14	-	-	-	14
Show Cause	SC	1	0	1	1	-	-	-	1
Unlawful Detainer	UD	58	47	66	58	15	24	8	19
Warrant in Debt	WD	1,000	565	1,172	981	29	345	191	607
Civil Total		1,259	655	1,464	1,235	46	380	229	809
King William Totals		4,316	3,974	5,861	4,378	2,111	380	1,483	1,887



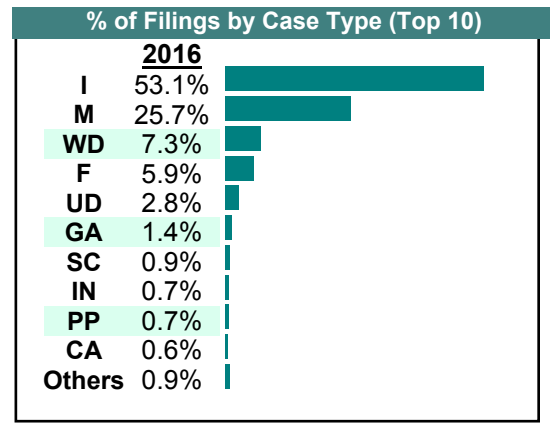
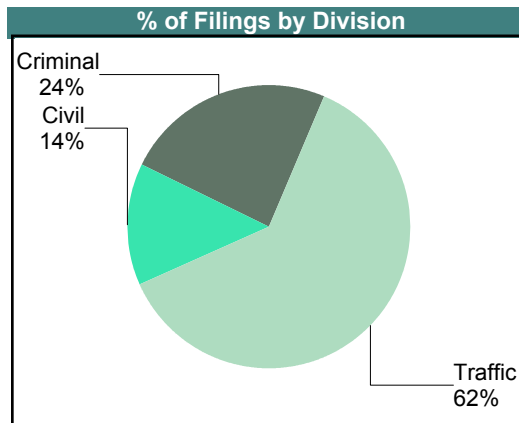
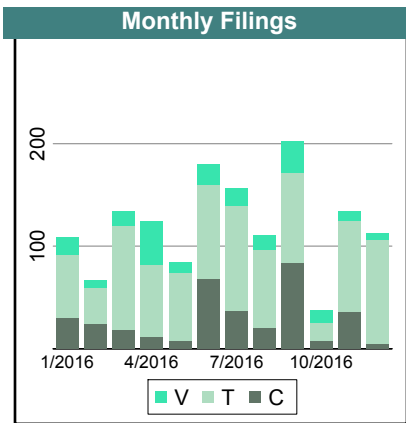
CASELOAD STATISTICS OF THE GENERAL DISTRICT COURTS

January 2016 thru December 2016

Mathews

District: **9**
Court ID: **209115**

		<u>Filings</u>	<u>Hearings</u>	<u>Transactions</u>	<u>Concluded</u>	<u>Final Judgmt</u>	<u>Def Judgmt</u>	<u>Cont</u>	<u>Waived</u>
<u>Criminal</u>									
Capias	CA	6	21	21	6	6	-	15	0
Civil Violation	CV	2	4	4	2	2	-	2	0
Felony	F	79	226	227	94	93	-	131	1
Misdemeanor	M	261	393	464	248	177	-	216	71
Show Cause	SC	4	12	12	4	4	-	8	0
Criminal Total		352	656	728	354	282	-	372	72
<u>Traffic</u>									
Capias	CA	2	9	9	2	2	-	7	0
Felony	F	7	18	18	4	4	-	14	0
Infraction	I	772	652	939	760	473	-	179	287
Misdemeanor	M	113	273	273	121	121	-	152	0
Show Cause	SC	7	19	19	6	6	-	12	0
Traffic Total		901	971	1,258	893	606	-	364	287
<u>Civil</u>									
Admin License	AL	7	1	7	6	-	-	-	6
Detinue	DT	1	3	3	1	1	-	2	0
Garnishment	GA	20	3	22	19	-	-	2	19
Interrogatory	IN	10	5	14	9	-	-	4	9
Other	OT	1	0	1	1	-	-	-	1
Protective Order	PO	1	0	1	1	-	-	-	1
Prelim Prot Order	PP	10	10	15	5	-	-	5	5
Petition-Restore Arms	PR	1	0	1	1	-	-	-	1
Show Cause	SC	2	0	2	2	-	-	-	2
Unlawful Detainer	UD	41	54	69	41	13	13	27	15
Warrant in Debt	WD	106	127	183	118	8	54	65	56
Civil Total		200	203	318	204	22	67	105	115
Mathews Totals		1,453	1,830	2,304	1,451	910	67	841	474



CASELOAD STATISTICS OF THE GENERAL DISTRICT COURTS

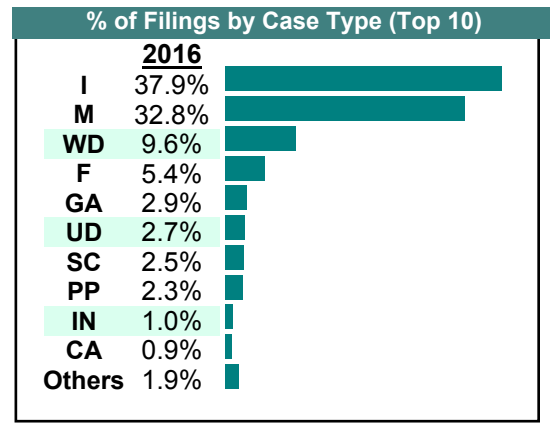
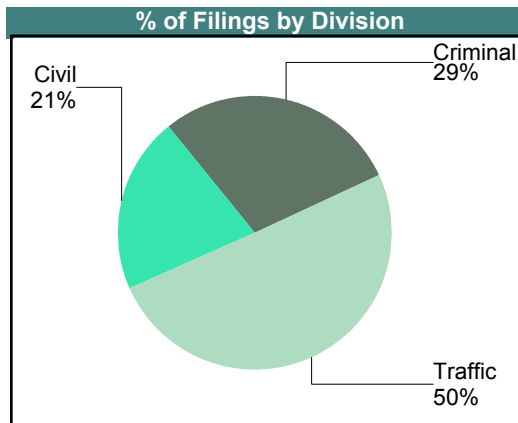
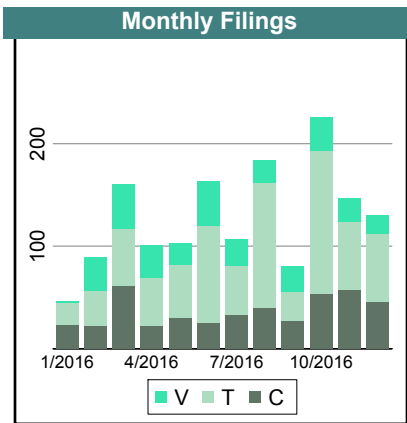
January 2016 thru December 2016

Middlesex

District: **9**

Court ID: **209119**

		<u>Filings</u>	<u>Hearings</u>	<u>Transactions</u>	<u>Concluded</u>	<u>Final Judgmt</u>	<u>Def Judgmt</u>	<u>Cont</u>	<u>Waived</u>
<u>Criminal</u>									
Capias	CA	10	32	32	16	16	-	16	0
Civil Violation	CV	0	1	1	1	1	-	-	0
Felony	F	82	270	270	98	98	-	172	0
Misdemeanor	M	328	579	640	353	292	-	287	61
Show Cause	SC	24	49	49	21	21	-	28	0
Criminal Total		444	931	992	489	428	-	503	61
<u>Traffic</u>									
Capias	CA	4	5	5	3	3	-	2	0
Felony	F	1	2	2	1	1	-	1	0
Infraction	I	583	451	688	583	346	-	105	237
Misdemeanor	M	177	354	355	182	181	-	173	1
Show Cause	SC	8	18	18	9	9	-	9	0
Traffic Total		773	830	1,068	778	540	-	290	238
<u>Civil</u>									
Admin License	AL	10	0	10	10	-	-	-	10
Detinue	DT	6	3	7	5	1	-	2	4
Garnishment	GA	45	3	45	42	-	-	-	42
Impoundment	IM	8	0	8	8	-	-	-	8
Interrogatory	IN	15	4	20	16	-	-	4	16
Other	OT	1	0	1	1	-	-	-	1
Protective Order	PO	4	1	4	3	-	-	-	3
Prelim Prot Order	PP	36	24	54	30	-	-	18	30
Show Cause	SC	7	1	9	8	-	-	1	8
Unlawful Detainer	UD	41	50	65	42	17	10	22	15
Warrant in Debt	WD	148	148	219	145	28	46	73	71
Civil Total		321	234	442	310	46	56	120	208
Middlesex Totals		1,538	1,995	2,502	1,577	1,014	56	913	507

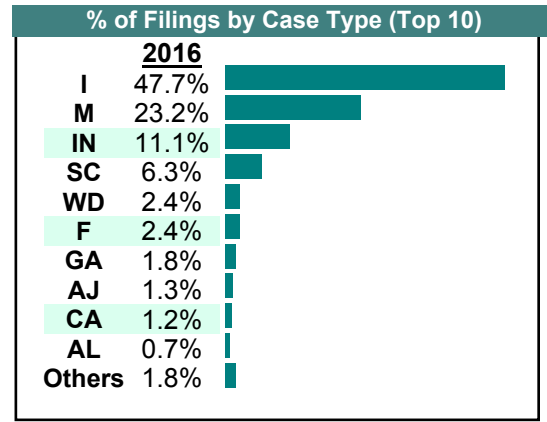
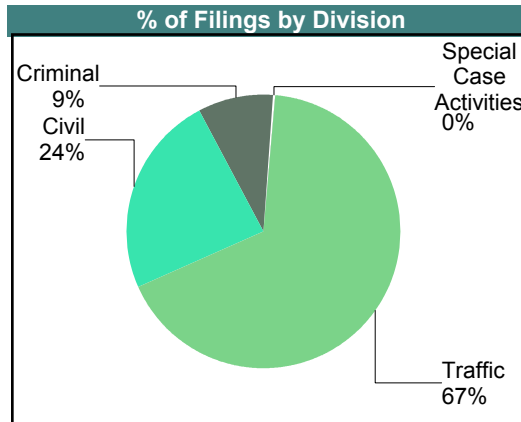
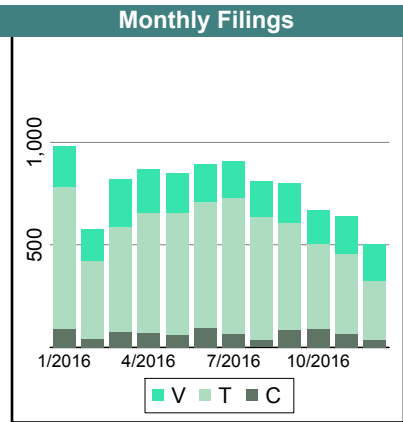


CASELOAD STATISTICS OF THE GENERAL DISTRICT COURTS

January 2016 thru December 2016

New Kent
District: 9
Court ID: 209127

		Filings	Hearings	Transactions	Concluded	Final Judgmt	Def Judgmt	Cont	Waived
<u>Criminal</u>									
Capias	CA	43	138	138	43	43	-	95	0
Civil Violation	CV	22	45	45	20	20	-	25	0
Felony	F	205	565	570	210	205	-	360	5
Misdemeanor	M	511	1,321	1,346	502	477	-	844	25
Motion	MO	12	13	13	13	13	-	-	0
Show Cause	SC	37	82	82	36	36	-	46	0
Criminal Total		830	2,164	2,194	824	794	-	1,370	30
<u>Traffic</u>									
Capias	CA	32	152	152	60	60	-	92	0
Felony	F	20	66	66	18	18	-	48	0
Infraction	I	4,445	3,670	5,564	4,493	2,599	-	1,071	1,894
Misdemeanor	M	1,648	3,489	3,495	1,744	1,738	-	1,751	6
Motion	MO	17	17	17	17	17	-	-	0
Show Cause	SC	84	182	182	89	89	-	93	0
Traffic Total		6,246	7,576	9,476	6,421	4,521	-	3,055	1,900
<u>Civil</u>									
Abstract	AJ	118	0	118	118	-	-	-	118
Admin License	AL	68	2	70	68	-	-	2	68
Capias	CA	33	63	100	37	-	-	63	37
Garnishment	GA	171	27	199	172	-	-	26	172
Impoundment	IM	28	0	28	28	-	-	-	28
Interrogatory	IN	1,032	731	1,735	1,004	-	-	731	1,004
Mental Commitment	MC	2							
Other	OT	7	7	14	10	3	-	4	7
Protective Order	PO	12	2	14	12	-	-	2	12
Prelim Prot Order	PP	21	8	28	20	-	-	8	20
Show Cause	SC	466	290	721	433	1	1	288	431
Unlawful Detainer	UD	51	52	67	43	11	17	24	15
Warrant in Debt	WD	226	232	327	228	21	112	99	95
Civil Total		2,235	1,414	3,423	2,175	36	130	1,247	2,009
New Kent Totals		9,311	11,154	15,093	9,420	5,351	130	5,672	3,939



CASELOAD STATISTICS OF THE GENERAL DISTRICT COURTS

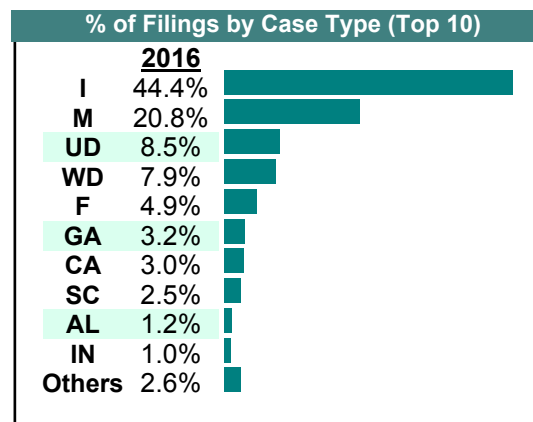
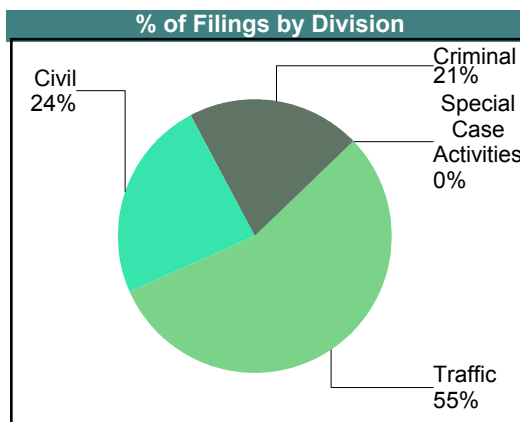
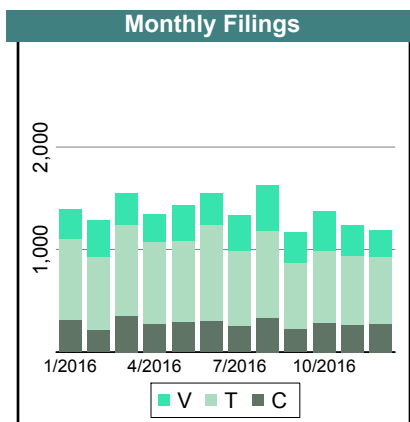
January 2016 thru December 2016

Williamsburg

District: 9

Court ID: 209830

		Filings	Hearings	Transactions	Concluded	Final Judgmt	Def Judgmt	Cont	Waived
<u>Criminal</u>									
Capias	CA	349	1,107	1,107	390	390	-	717	0
Civil Violation	CV	38	105	105	40	40	-	65	0
Felony	F	789	2,719	2,779	754	694	-	2,025	60
Misdemeanor	M	1,857	5,118	5,228	1,766	1,656	-	3,462	110
Motion	MO	78	85	85	76	76	-	8	0
Show Cause	SC	309	732	732	320	320	-	412	0
Criminal Total		3,420	9,866	10,036	3,346	3,176	-	6,689	170
<u>Traffic</u>									
Capias	CA	135	421	421	148	148	-	273	0
Felony	F	27	78	80	20	18	-	60	2
Infraction	I	7,315	6,321	9,634	7,343	4,030	-	2,291	3,313
Misdemeanor	M	1,571	3,525	3,528	1,600	1,597	-	1,928	3
Motion	MO	10	11	11	10	10	-	1	0
Other	O	34	34	46	34	22	-	12	12
Restricted O/L	RL	4	4	4	4	4	-	-	0
Show Cause	SC	48	128	128	57	57	-	71	0
Traffic Total		9,144	10,522	13,852	9,216	5,886	-	4,636	3,330
<u>Civil</u>									
Abstract	AJ	32	19	32	32	16	3	-	13
Admin License	AL	203	1	204	203	-	-	1	203
Bond Forfeiture	BF	30	19	46	36	2	7	10	27
Capias	CA	9	4	13	9	-	-	4	9
Counter Claim	CC	5	8	10	5	3	-	5	2
Detinue	DT	23	9	27	23	3	2	4	18
Garnishment	GA	530	25	557	532	-	-	25	532
Impoundment	IM	31	0	31	31	-	-	-	31
Interrogatory	IN	160	69	232	163	-	-	69	163
Mental Commitment	MC	1							
Motion for Judgment	MJ	56	50	73	55	3	29	18	23
Other	OT	18	5	22	18	1	-	4	17
Protective Order	PO	32	13	44	31	-	-	13	31
Prelim Prot Order	PP	35	3	38	35	-	-	3	35
Petition-Restore Arms	PR	1	0	1	1	-	-	-	1
Show Cause	SC	53	16	66	51	1	-	15	50
Tenants Assertion	TA	1	0	1	1	-	-	-	1
Third Party Claim	TH	2	0	3	3	-	-	-	3
Unlawful Detainer	UD	1,406	732	1,655	1,406	145	338	249	923
Warrant in Debt	WD	1,298	1,302	1,898	1,321	165	560	577	596
Zoning Viol	ZO	1	2	3	1	-	-	2	1
Civil Total		3,927	2,278	4,958	3,958	339	939	1,000	2,680
Williamsburg Totals		16,491	22,666	28,846	16,520	9,401	939	12,325	6,180



CASELOAD STATISTICS OF THE GENERAL DISTRICT COURTS

January 2016 thru December 2016

York

District: 9

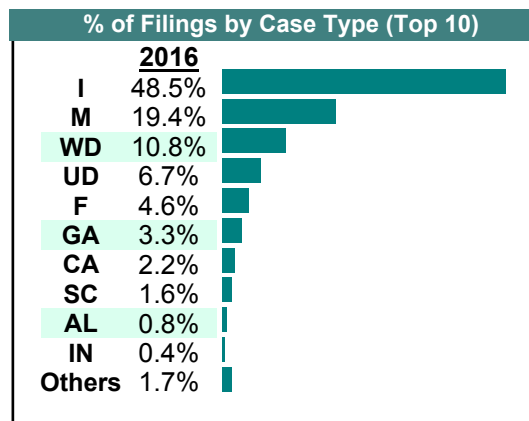
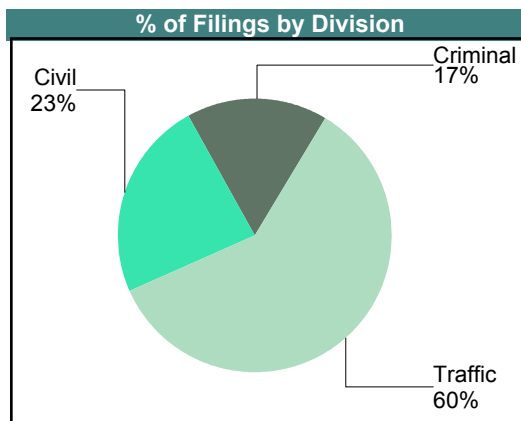
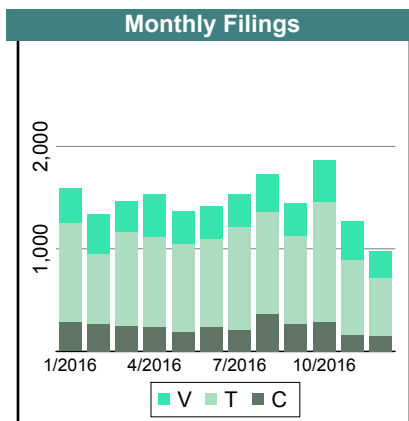
Court ID: 209199

		Filings	Hearings	Transactions	Concluded	Final Judgmt	Def Judgmt	Cont	Waived
<u>Criminal</u>									
Capias	CA	272	679	679	279	279	-	400	0
Civil Violation	CV	63	157	158	51	50	-	107	1
Felony	F	770	2,372	2,653	721	440	-	1,932	281
Misdemeanor	M	1,662	4,403	4,494	1,612	1,521	-	2,882	91
Show Cause	SC	182	428	428	188	188	-	240	0
Criminal Total		2,949	8,039	8,412	2,851	2,478	-	5,561	373

		Filings	Hearings	Transactions	Concluded	Final Judgmt	Def Judgmt	Cont	Waived
<u>Traffic</u>									
Capias	CA	109	292	292	100	100	-	192	0
Civil Violation	CV	0	6	6	3	3	-	3	0
Felony	F	30	78	90	24	12	-	66	12
Infraction	I	8,509	6,990	10,495	8,512	5,007	-	1,983	3,505
Misdemeanor	M	1,748	3,925	3,925	1,714	1,714	-	2,211	0
Restricted O/L	RL	4	4	4	4	4	-	-	0
Show Cause	SC	66	140	140	54	54	-	86	0
Traffic Total		10,466	11,435	14,952	10,411	6,894	-	4,541	3,517

		Filings	Hearings	Transactions	Concluded	Final Judgmt	Def Judgmt	Cont	Waived
<u>Civil</u>									
Abstract	AJ	29	0	29	29	-	-	-	29
Admin License	AL	143	0	143	143	-	-	-	143
Bond Forfeiture	BF	3	3	5	3	-	1	2	2
Capias	CA	2	10	12	2	-	-	10	2
Counter Claim	CC	6	13	18	8	3	-	10	5
Detinue	DT	32	28	44	36	6	14	8	16
Garnishment	GA	575	57	633	576	-	-	57	576
Impoundment	IM	38	0	38	38	-	-	-	38
Interrogatory	IN	65	62	126	64	-	-	62	64
Motion for Judgment	MJ	15	17	23	16	4	6	7	6
Overweight	OC	2	0	2	2	-	-	-	2
Other	OT	19	2	21	19	-	-	2	19
Protective Order	PO	31	13	42	29	-	-	13	29
Prelim Prot Order	PP	35	0	35	35	-	-	-	35
Show Cause	SC	28	18	46	28	-	-	18	28
Tenants Assertion	TA	4	8	13	5	-	-	8	5
Unlawful Detainer	UD	1,171	798	1,274	1,175	113	586	99	476
Warrant in Debt	WD	1,901	1,588	2,556	1,905	170	767	651	968
Zoning Viol	ZO	19	27	34	13	4	2	21	7
Civil Total		4,118	2,644	5,094	4,126	300	1,376	968	2,450

York Totals		17,533	22,118	28,458	17,388	9,672	1,376	11,070	6,340
--------------------	--	---------------	---------------	---------------	---------------	--------------	--------------	---------------	--------------



Filings by Court & Division

	Charles City	Gloucester	King & Queen	King William	Mathews	Middlesex	New Kent	Williamsburg	York	Total	
C	Misdemeanor	131 2%	1,119 16%	510 8%	408 6%	261 4%	328 5%	511 8%	1,857 27%	1,662 24%	6,787
	Felony	33 1%	271 11%	75 3%	128 5%	79 3%	82 3%	205 8%	789 32%	770 32%	2,432
	Capias	18 2%	128 14%	39 4%	41 5%	6 1%	10 1%	43 5%	349 39%	272 30%	906
	Show Cause	16 2%	80 11%	46 6%	37 5%	4 1%	24 3%	37 5%	309 42%	182 25%	735
	Civil Violation	11 5%	43 19%	26 11%	22 10%	2 1%	- 0%	22 10%	38 17%	63 28%	227
	Motion	1 1%	- 0%	1 1%	3 3%	- 0%	- 0%	12 13%	78 82%	- 0%	95
	Total	210 2%	1,641 15%	697 6%	639 6%	352 3%	444 4%	830 7%	3,420 31%	2,949 26%	11,182
T	Infraction	528 2%	4,235 13%	2,987 9%	2,244 7%	772 2%	583 2%	4,445 14%	7,315 23%	8,509 27%	31,618
	Misdemeanor	112 2%	833 13%	219 3%	166 3%	113 2%	177 3%	1,648 25%	1,571 24%	1,748 27%	6,587
	Toll Infraction	- 0%	5,004 100%	- 0%	- 0%	- 0%	- 0%	- 0%	- 0%	- 0%	5,004
	Capias	14 5%	9 3%	3 1%	- 0%	2 1%	4 1%	32 10%	135 44%	109 35%	308
	Show Cause	- 0%	39 15%	- 0%	- 0%	7 3%	8 3%	84 33%	48 19%	66 26%	252
	Felony	1 1%	2 2%	- 0%	- 0%	7 8%	1 1%	20 23%	27 31%	30 34%	88
	Other	- 0%	- 0%	- 0%	- 0%	- 0%	- 0%	- 0%	34 100%	- 0%	34
	Motion	- 0%	- 0%	- 0%	- 0%	- 0%	- 0%	17 63%	10 37%	- 0%	27
	Restricted O/L	1 4%	6 26%	- 0%	8 35%	- 0%	- 0%	- 0%	4 17%	4 17%	23
	Civil Violation	- 0%	1 50%	1 50%	- 0%	- 0%	- 0%	- 0%	- 0%	- 0%	2
	Total	656 1%	10,129 23%	3,210 7%	2,418 6%	901 2%	773 2%	6,246 14%	9,144 21%	10,466 24%	43,943
V	Warrant in Debt	77 1%	582 11%	68 1%	1,000 18%	106 2%	148 3%	226 4%	1,298 24%	1,901 35%	5,406
	Unlawful Detainer	15 0%	404 13%	33 1%	58 2%	41 1%	41 1%	51 2%	1,406 44%	1,171 36%	3,220
	Garnishment	52 3%	307 17%	28 2%	114 6%	20 1%	45 2%	171 9%	530 29%	575 31%	1,842
	Interrogatory	4 0%	163 11%	3 0%	9 1%	10 1%	15 1%	1,032 71%	160 11%	65 4%	1,461

	Charles City	Gloucester	King & Queen	King William	Mathews	Middlesex	New Kent	Williamsburg	York	Total
V Show Cause	-	50	2	1	2	7	466	53	28	609
	0%	8%	0%	0%	0%	1%	77%	9%	5%	
Admin License	3	114	35	13	7	10	68	203	143	596
	1%	19%	6%	2%	1%	2%	11%	34%	24%	
Prelim Prot Order	6	61	7	14	10	36	21	35	35	225
	3%	27%	3%	6%	4%	16%	9%	16%	16%	
Abstract	-	5	-	2	-	-	118	32	29	186
	0%	3%	0%	1%	0%	0%	63%	17%	16%	
Protective Order	7	33	8	10	1	4	12	32	31	138
	5%	24%	6%	7%	1%	3%	9%	23%	22%	
Detinue	6	36	12	19	1	6	-	23	32	135
	4%	27%	9%	14%	1%	4%	0%	17%	24%	
Impoundment	-	10	5	4	-	8	28	31	38	124
	0%	8%	4%	3%	0%	6%	23%	25%	31%	
Motion for Judgment	2	17	-	1	-	-	-	56	15	91
	2%	19%	0%	1%	0%	0%	0%	62%	16%	
Other	3	9	4	9	1	1	7	18	19	71
	4%	13%	6%	13%	1%	1%	10%	25%	27%	
Capias	-	4	1	-	-	-	33	9	2	49
	0%	8%	2%	0%	0%	0%	67%	18%	4%	
Bond Forfeiture	1	-	-	4	-	-	-	30	3	38
	3%	0%	0%	11%	0%	0%	0%	79%	8%	
Zoning Viol	-	-	-	-	-	-	-	1	19	20
	0%	0%	0%	0%	0%	0%	0%	5%	95%	
Counter Claim	2	1	1	-	-	-	-	5	6	15
	13%	7%	7%	0%	0%	0%	0%	33%	40%	
Overweight	-	6	-	1	-	-	-	-	2	9
	0%	67%	0%	11%	0%	0%	0%	0%	22%	
Tenants Assertion	-	1	-	-	-	-	-	1	4	6
	0%	17%	0%	0%	0%	0%	0%	17%	67%	
Mental Commitment	-	-	-	-	-	-	2	1	-	3
	0%	0%	0%	0%	0%	0%	67%	33%	0%	
Petition-Restore Arms	-	1	-	-	1	-	-	1	-	3
	0%	33%	0%	0%	33%	0%	0%	33%	0%	
Third Party Claim	-	-	-	-	-	-	-	2	-	2
	0%	0%	0%	0%	0%	0%	0%	100%	0%	
Total	178	1,804	207	1,259	200	321	2,235	3,927	4,118	14,249
	1%	13%	1%	9%	1%	2%	16%	28%	29%	
Total	1,044	13,574	4,114	4,316	1,453	1,538	9,311	16,491	17,533	69,374
	2%	20%	6%	6%	2%	2%	13%	24%	25%	

CASELOAD STATISTICS OF THE GENERAL DISTRICT COURTS

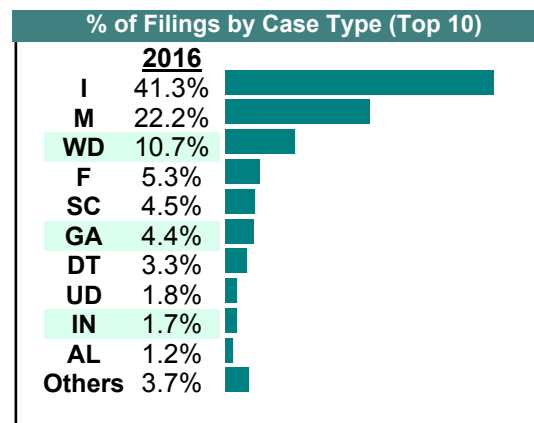
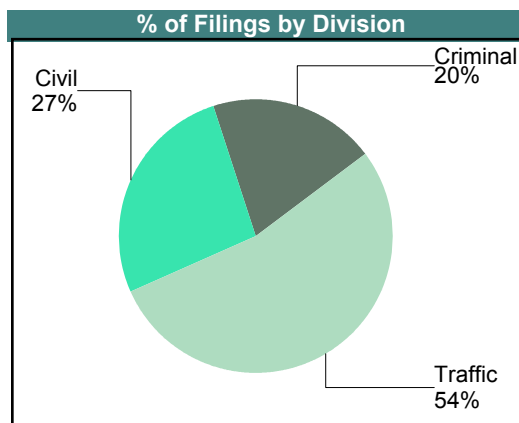
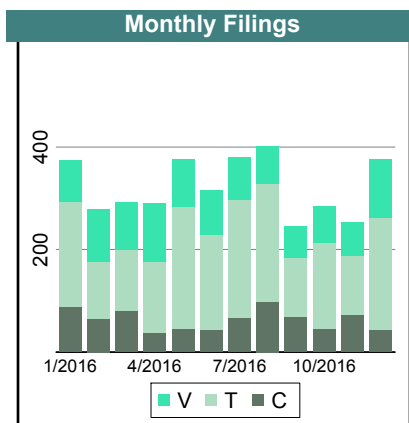
January 2016 thru December 2016

Appomattox

District: **10**

Court ID: **210011**

		<u>Filings</u>	<u>Hearings</u>	<u>Transactions</u>	<u>Concluded</u>	<u>Final Judgmt</u>	<u>Def Judgmt</u>	<u>Cont</u>	<u>Waived</u>
<u>Criminal</u>									
Capias	CA	18	41	41	12	12	-	29	0
Civil Violation	CV	16	32	32	17	17	-	15	0
Felony	F	179	429	476	171	124	-	305	47
Misdemeanor	M	463	1,149	1,171	481	459	-	690	22
Show Cause	SC	79	207	207	69	69	-	138	0
Criminal Total		755	1,858	1,927	750	681	-	1,177	69
<u>Traffic</u>									
Capias	CA	12	44	44	13	13	-	31	0
Felony	F	24	47	63	27	11	-	36	16
Infraction	I	1,597	1,561	2,219	1,619	961	-	600	658
Misdemeanor	M	394	973	974	414	413	-	560	1
Show Cause	SC	48	104	104	43	43	-	61	0
Traffic Total		2,075	2,729	3,404	2,116	1,441	-	1,288	675
<u>Civil</u>									
Abstract	AJ	8	0	8	8	-	-	-	8
Admin License	AL	47	0	47	47	-	-	-	47
Bond Forfeiture	BF	3	0	3	3	-	-	-	3
Capias	CA	2	0	2	2	-	-	-	2
Detinue	DT	129	152	216	132	12	56	84	64
Garnishment	GA	169	14	183	169	-	-	14	169
Impoundment	IM	19	0	19	19	-	-	-	19
Interrogatory	IN	66	70	134	64	-	-	70	64
Motion for Judgment	MJ	1	1	1	0	-	-	1	0
Overweight	OC	3	1	4	3	-	-	1	3
Other	OT	11	7	17	10	-	-	7	10
Protective Order	PO	22	13	36	23	-	-	13	23
Prelim Prot Order	PP	28	1	29	28	-	-	1	28
Show Cause	SC	46	15	58	44	-	1	14	43
Unlawful Detainer	UD	68	77	102	68	20	23	34	25
Warrant in Debt	WD	413	478	580	426	71	253	154	102
Civil Total		1,035	829	1,439	1,046	103	333	393	610
Appomattox Totals		3,865	5,416	6,770	3,912	2,225	333	2,858	1,354



CASELOAD STATISTICS OF THE GENERAL DISTRICT COURTS

January 2016 thru December 2016

Buckingham

District: **10**

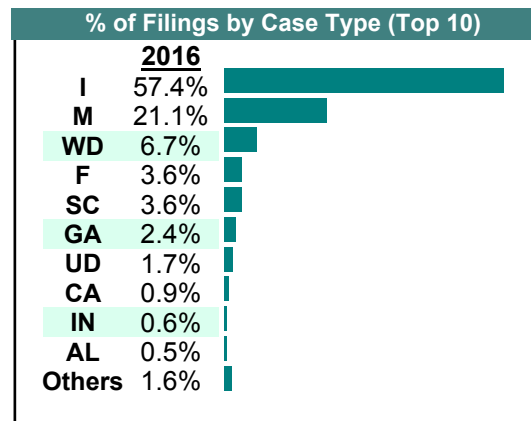
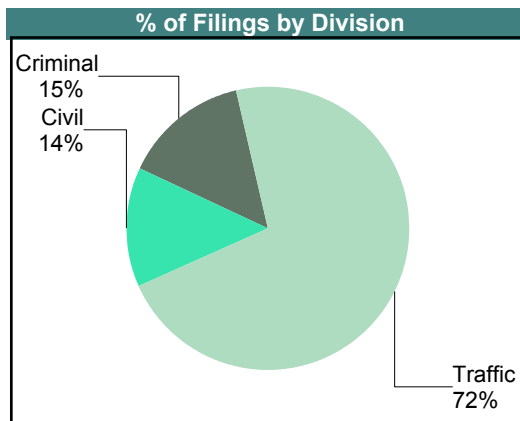
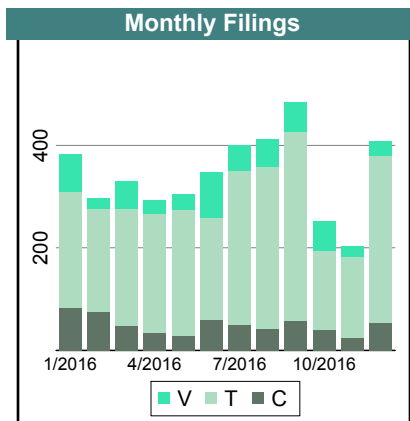
Court ID: **210029**

		Filings	Hearings	Transactions	Concluded	Final Judgmt	Def Judgmt	Cont	Waived
<u>Criminal</u>									
Capias	CA	12	61	61	19	19	-	42	0
Civil Violation	CV	10	16	16	4	4	-	11	0
Felony	F	136	474	475	154	153	-	320	1
Misdemeanor	M	388	1,267	1,283	464	448	-	815	16
Motion	MO	2	2	2	2	2	-	-	0
Show Cause	SC	55	157	157	59	59	-	96	0
Criminal Total		603	1,977	1,994	702	685	-	1,284	17

		Filings	Hearings	Transactions	Concluded	Final Judgmt	Def Judgmt	Cont	Waived
<u>Traffic</u>									
Capias	CA	20	77	77	36	36	-	41	0
Civil Violation	CV	1	7	7	3	3	-	4	0
Felony	F	11	22	22	7	7	-	15	0
Infraction	I	2,360	2,317	3,236	2,387	1,468	-	840	919
Toll Infraction	IT	1	1	1	1	1	-	-	0
Misdemeanor	M	480	1,235	1,241	504	498	-	734	6
Motion	MO	4	4	4	4	4	-	-	0
Show Cause	SC	76	232	232	98	98	-	134	0
Traffic Total		2,953	3,895	4,820	3,040	2,115	-	1,768	925

		Filings	Hearings	Transactions	Concluded	Final Judgmt	Def Judgmt	Cont	Waived
<u>Civil</u>									
Abstract	AJ	7	0	7	7	-	-	-	7
Admin License	AL	20	0	20	20	-	-	-	20
Capias	CA	4	5	8	3	-	-	5	3
Detinue	DT	6	15	19	4	-	-	15	4
Garnishment	GA	100	15	114	99	-	-	12	99
Impoundment	IM	11	1	11	10	-	-	-	10
Interrogatory	IN	23	45	65	20	-	-	43	20
Other	OT	1	0	1	1	-	-	-	1
Protective Order	PO	16	10	26	16	-	-	9	16
Prelim Prot Order	PP	5	6	10	4	-	-	6	4
Show Cause	SC	16	18	31	13	-	-	17	13
Tenants Assertion	TA	1	0	1	1	-	-	-	1
Unlawful Detainer	UD	70	71	88	67	32	18	20	17
Warrant in Debt	WD	275	380	464	274	116	74	189	84
Civil Total		555	566	865	539	148	92	316	299

Buckingham Totals		4,111	6,438	7,679	4,281	2,948	92	3,368	1,241
--------------------------	--	--------------	--------------	--------------	--------------	--------------	-----------	--------------	--------------



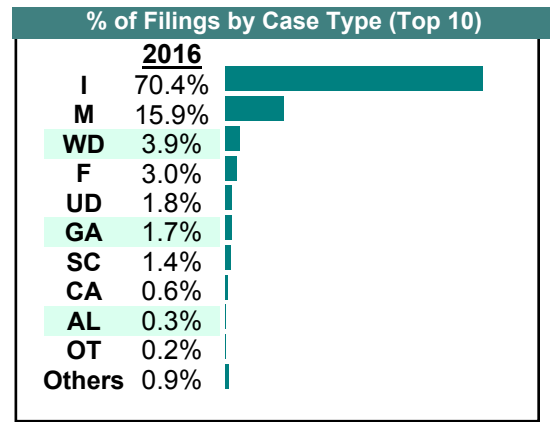
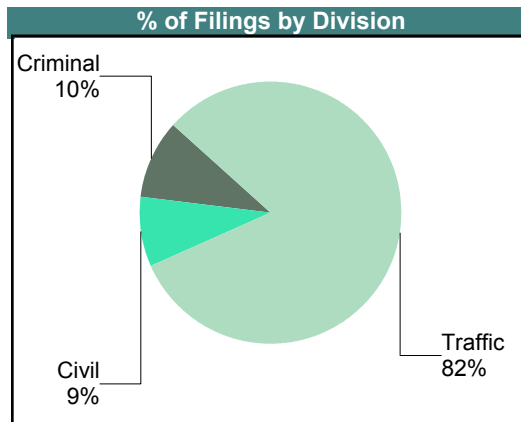
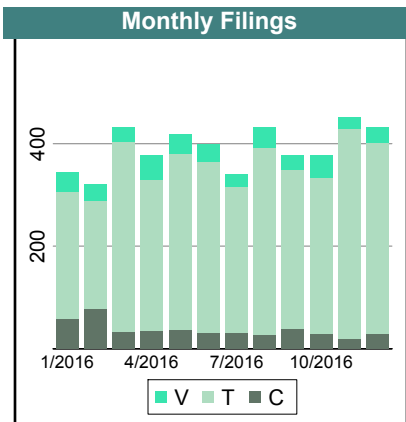
CASELOAD STATISTICS OF THE GENERAL DISTRICT COURTS

January 2016 thru December 2016

Charlotte

District: 10
Court ID: 210037

		Filings	Hearings	Transactions	Concluded	Final Judgmt	Def Judgmt	Cont	Waived
<u>Criminal</u>									
Capias	CA	15	47	47	17	17	-	30	0
Civil Violation	CV	2	15	15	6	6	-	9	0
Felony	F	140	448	449	156	155	-	293	1
Misdemeanor	M	237	608	623	261	246	-	362	15
Motion	MO	1	1	1	1	1	-	-	0
Show Cause	SC	57	119	119	57	57	-	62	0
Criminal Total		452	1,238	1,254	498	482	-	756	16
<u>Traffic</u>									
Capias	CA	12	35	35	15	15	-	20	0
Felony	F	2	6	6	2	2	-	4	0
Infraction	I	3,311	2,480	4,131	3,251	1,600	-	879	1,651
Misdemeanor	M	511	832	883	486	435	-	397	51
Show Cause	SC	8	17	17	9	9	-	8	0
Traffic Total		3,844	3,370	5,072	3,763	2,061	-	1,308	1,702
<u>Civil</u>									
Admin License	AL	13	0	13	13	-	-	-	13
Attachment	AT	6	0	6	6	-	-	-	6
Garnishment	GA	80	1	80	79	-	-	-	79
Impoundment	IM	4	0	4	4	-	-	-	4
Interrogatory	IN	7	2	9	7	-	-	2	7
Motion for Judgment	MJ	1	1	2	1	-	-	1	1
Overweight	OC	3	2	4	2	-	-	2	2
Other	OT	11	0	11	11	-	-	-	11
Protective Order	PO	2	2	4	2	-	-	2	2
Prelim Prot Order	PP	11	6	16	10	-	-	6	10
Restricted O/L	RL	3	0	3	3	-	-	-	3
Unlawful Detainer	UD	85	84	102	83	26	39	18	18
Warrant in Debt	WD	182	171	244	189	26	90	54	73
Civil Total		408	269	498	410	52	129	85	229
Charlotte Totals		4,704	4,877	6,824	4,671	2,595	129	2,149	1,947



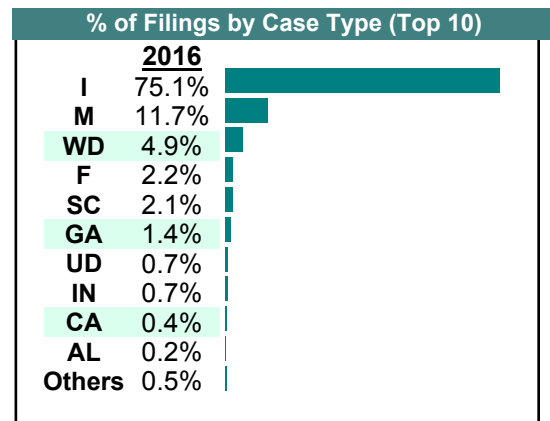
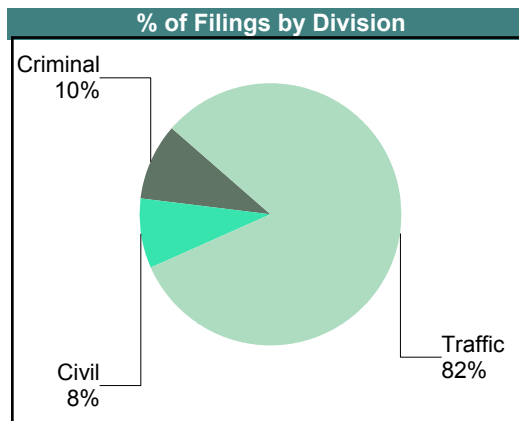
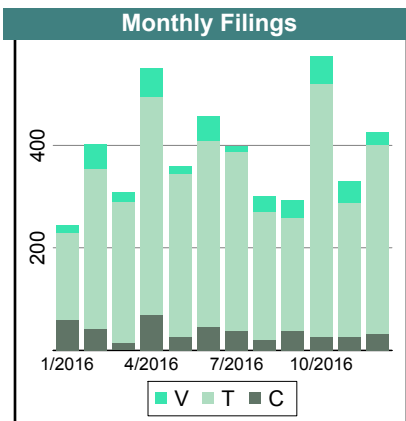
CASELOAD STATISTICS OF THE GENERAL DISTRICT COURTS

January 2016 thru December 2016

Cumberland

District: **10**
Court ID: **210049**

		Filings	Hearings	Transactions	Concluded	Final Judgmt	Def Judgmt	Cont	Waived
<i>Criminal</i>									
Capias	CA	12	36	36	10	10	-	26	0
Felony	F	96	294	294	93	93	-	200	0
Misdemeanor	M	280	669	690	283	262	-	404	21
Show Cause	SC	55	125	125	54	54	-	70	0
Criminal Total		443	1,124	1,145	440	419	-	700	21
<i>Traffic</i>									
Capias	CA	8	29	29	8	8	-	21	0
Civil Violation	CV	0	1	1	1	1	-	-	0
Felony	F	6	18	18	3	3	-	15	0
Infraction	I	3,483	3,148	4,716	3,483	1,915	-	1,229	1,568
Misdemeanor	M	262	672	696	278	254	-	418	24
Show Cause	SC	42	126	126	41	41	-	85	0
Traffic Total		3,801	3,994	5,586	3,814	2,222	-	1,768	1,592
<i>Civil</i>									
Abstract	AJ	3	0	3	3	-	-	-	3
Admin License	AL	11	10	11	1	-	-	-	1
Bond Forfeiture	BF	1	1	1	0	-	-	1	0
Detinue	DT	1	1	4	3	-	-	1	3
Garnishment	GA	67	13	77	64	-	-	11	64
Interrogatory	IN	31	28	58	30	-	-	28	30
Protective Order	PO	3	0	3	3	-	-	-	3
Prelim Prot Order	PP	11	7	14	7	-	-	4	7
Petition-Restore Arms	PR	2	2	4	2	-	-	2	2
Show Cause	SC	1	0	1	1	-	-	-	1
Unlawful Detainer	UD	34	37	47	35	15	10	12	10
Warrant in Debt	WD	229	251	319	243	14	161	75	68
Civil Total		394	350	542	392	29	171	134	192
Cumberland Totals		4,638	5,468	7,273	4,646	2,670	171	2,602	1,805



CASELOAD STATISTICS OF THE GENERAL DISTRICT COURTS

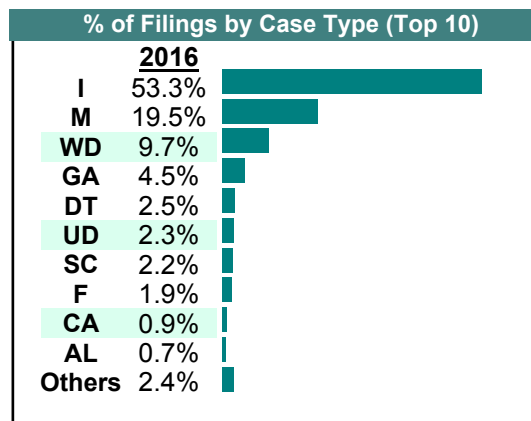
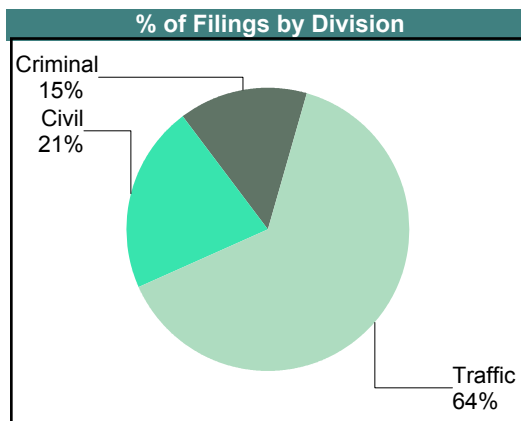
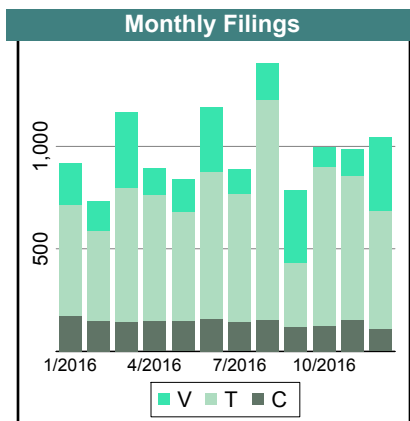
January 2016 thru December 2016

Halifax

District: 10

Court ID: 210083

		Filings	Hearings	Transactions	Concluded	Final Judgmt	Def Judgmt	Cont	Waived
<u>Criminal</u>									
Capias	CA	66	156	156	75	75	-	81	0
Civil Violation	CV	29	57	57	26	26	-	31	0
Felony	F	229	781	781	213	213	-	568	0
Misdemeanor	M	1,193	2,607	2,694	1,202	1,115	-	1,492	87
Motion	MO	36	37	37	36	36	-	1	0
Show Cause	SC	188	401	401	197	197	-	204	0
Criminal Total		1,741	4,039	4,126	1,749	1,662	-	2,377	87
<u>Traffic</u>									
Capias	CA	37	92	92	44	44	-	48	0
Civil Violation	CV	3	3	3	3	3	-	-	0
Felony	F	2	12	12	5	5	-	7	0
Infraction	I	6,317	5,071	7,503	6,293	3,861	-	1,209	2,432
Misdemeanor	M	1,119	1,978	1,981	1,098	1,095	-	883	3
Motion	MO	7	7	7	7	7	-	-	0
Other	O	1	1	1	1	1	-	-	0
Restricted O/L	RL	22	22	22	22	22	-	-	0
Show Cause	SC	54	145	145	50	50	-	95	0
Traffic Total		7,562	7,331	9,766	7,523	5,088	-	2,242	2,435
<u>Civil</u>									
Abstract	AJ	2	0	2	2	-	-	-	2
Admin License	AL	84	3	85	83	-	1	1	82
Bond Forfeiture	BF	25	38	63	30	1	4	32	25
Distress Seizure	DS	1	0	1	1	-	-	-	1
Detinue	DT	297	233	376	293	14	136	79	143
Garnishment	GA	537	15	552	537	-	-	15	537
Impoundment	IM	33	22	33	11	-	-	-	11
Interrogatory	IN	20	28	45	17	-	-	27	17
Motion for Judgment	MJ	1	1	4	3	-	-	1	3
Overweight	OC	4	1	5	4	-	-	1	4
Other	OT	6	0	7	7	-	-	-	7
Protective Order	PO	40	25	62	37	-	-	24	37
Prelim Prot Order	PP	53	23	72	49	-	-	18	49
Show Cause	SC	23	24	35	11	-	-	22	11
Unlawful Detainer	UD	273	222	356	275	63	78	80	134
Warrant in Debt	WD	1,145	1,164	1,470	1,120	64	750	345	306
Civil Total		2,544	1,799	3,168	2,480	142	969	645	1,369
Halifax Totals		11,847	13,169	17,060	11,752	6,892	969	5,264	3,891



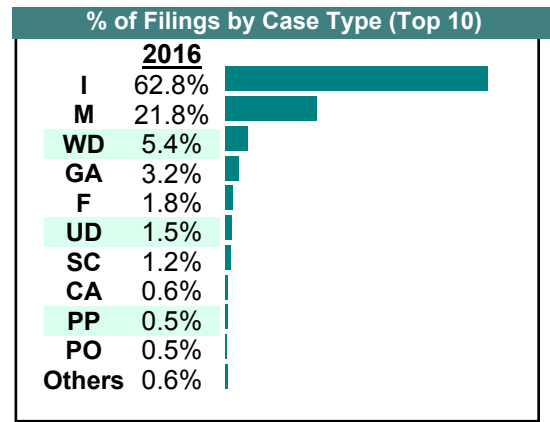
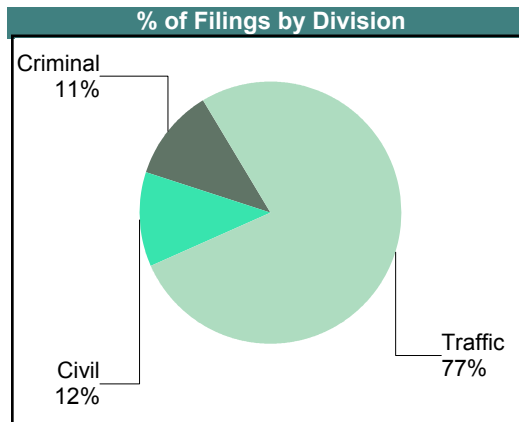
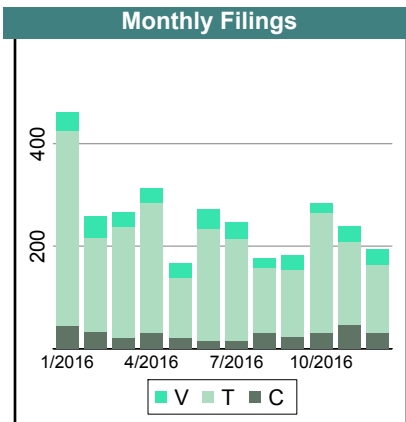
CASELOAD STATISTICS OF THE GENERAL DISTRICT COURTS

January 2016 thru December 2016

Lunenburg

District: 10
Court ID: 210111

		Filings	Hearings	Transactions	Concluded	Final Judgmt	Def Judgmt	Cont	Waived
<u>Criminal</u>									
Capias	CA	14	46	46	14	14	-	32	0
Civil Violation	CV	5	10	10	6	6	-	4	0
Felony	F	53	159	161	51	49	-	110	2
Misdemeanor	M	245	569	575	272	266	-	303	6
Show Cause	SC	33	98	98	30	30	-	68	0
Criminal Total		350	882	890	373	365	-	517	8
<u>Traffic</u>									
Capias	CA	4	8	8	3	3	-	5	0
Felony	F	1	3	3	2	2	-	1	0
Infraction	I	1,921	1,551	2,334	1,946	1,163	-	388	783
Misdemeanor	M	423	624	625	424	423	-	201	1
Show Cause	SC	4	10	10	5	5	-	5	0
Traffic Total		2,353	2,196	2,980	2,380	1,596	-	600	784
<u>Civil</u>									
Admin License	AL	3	0	3	3	-	-	-	3
Bond Forfeiture	BF	1	0	2	2	-	-	-	2
Counter Claim	CC	1	0	1	1	-	-	-	1
Custody Relief	CR	1	0	1	1	-	-	-	1
Detinue	DT	2	3	5	2	-	-	3	2
Garnishment	GA	99	2	102	100	-	-	2	100
Interrogatory	IN	4	2	6	4	-	-	2	4
Motion for Judgment	MJ	1	1	2	1	-	-	1	1
Protective Order	PO	14	2	16	15	1	-	1	14
Prelim Prot Order	PP	16	5	21	16	-	-	5	16
Petition-Restore Arms	PR	1	0	1	1	-	-	-	1
Show Cause	SC	1	1	2	1	-	-	1	1
Unlawful Detainer	UD	46	45	55	47	23	14	8	10
Warrant in Debt	WD	165	184	216	165	26	107	51	32
Civil Total		355	245	433	359	50	121	74	188
Lunenburg Totals		3,058	3,323	4,303	3,112	2,011	121	1,191	980



CASELOAD STATISTICS OF THE GENERAL DISTRICT COURTS

January 2016 thru December 2016

Mecklenburg

District: **10**

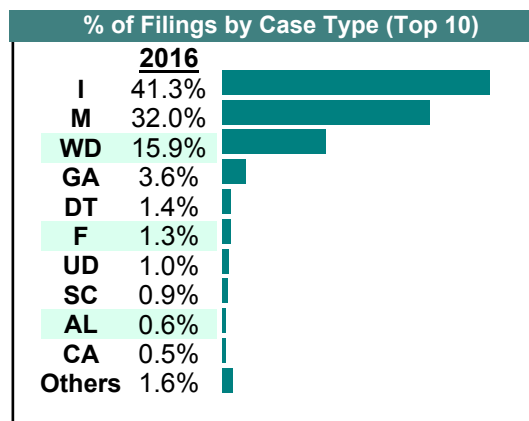
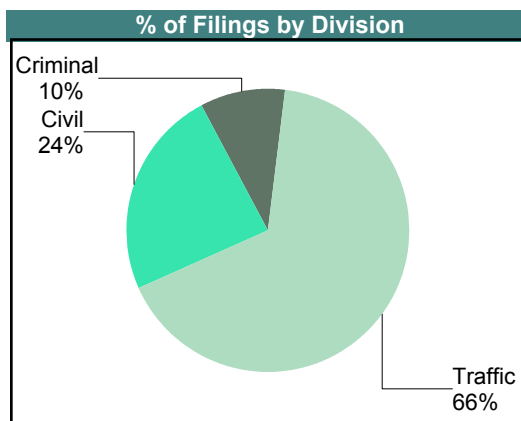
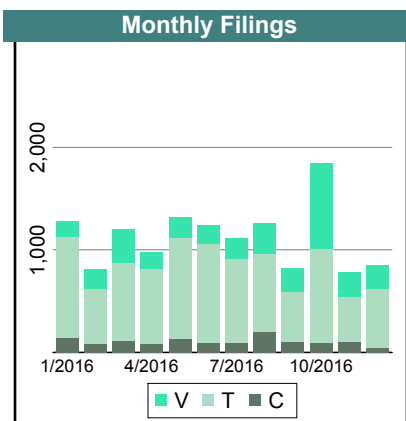
Court ID: **210117**

		<u>Filings</u>	<u>Hearings</u>	<u>Transactions</u>	<u>Concluded</u>	<u>Final Judgmt</u>	<u>Def Judgmt</u>	<u>Cont</u>	<u>Waived</u>
<u>Criminal</u>									
Capias	CA	40	95	95	48	48	-	47	0
Civil Violation	CV	37	55	57	27	25	-	30	2
Felony	F	166	457	496	201	162	-	295	39
Misdemeanor	M	977	2,017	2,100	1,013	930	-	1,087	83
Show Cause	SC	85	199	199	88	88	-	111	0
Criminal Total		1,305	2,823	2,947	1,377	1,253	-	1,570	124

<u>Traffic</u>									
Capias	CA	22	49	49	24	24	-	25	0
Felony	F	10	24	27	11	8	-	16	3
Infraction	I	5,566	4,352	6,672	5,574	3,254	-	1,098	2,320
Misdemeanor	M	3,336	4,104	4,741	3,277	2,640	-	1,464	637
Show Cause	SC	31	87	87	34	34	-	53	0
Traffic Total		8,965	8,616	11,576	8,920	5,960	-	2,656	2,960

<u>Civil</u>									
Abstract	AJ	6	0	6	6	-	-	-	6
Admin License	AL	77	0	77	77	-	-	-	77
Bond Forfeiture	BF	6	4	10	6	-	-	4	6
Capias	CA	1	2	2	0	-	-	2	0
Counter Claim	CC	1	0	1	1	-	-	-	1
Detinue	DT	187	123	231	195	10	77	36	108
Garnishment	GA	492	0	492	492	-	-	-	492
Impoundment	IM	34	2	34	32	-	-	-	32
Interrogatory	IN	3	4	6	2	-	-	4	2
Motion for Judgment	MJ	3	10	14	5	1	-	9	4
Other	OT	16	2	18	16	-	-	2	16
Protective Order	PO	53	3	56	53	-	-	3	53
Prelim Prot Order	PP	52	1	53	52	-	-	1	52
Petition-Restore Arms	PR	2	3	5	2	-	-	3	2
Show Cause	SC	1	3	3	0	-	-	3	0
Tenants Assertion	TA	2	1	3	2	-	-	1	2
Unlawful Detainer	UD	129	115	144	125	38	58	19	29
Warrant in Debt	WD	2,150	1,736	2,518	2,143	138	1,223	375	782
Civil Total		3,215	2,009	3,673	3,209	187	1,358	462	1,664

Mecklenburg Totals		13,485	13,448	18,196	13,506	7,400	1,358	4,688	4,748
---------------------------	--	---------------	---------------	---------------	---------------	--------------	--------------	--------------	--------------



CASELOAD STATISTICS OF THE GENERAL DISTRICT COURTS

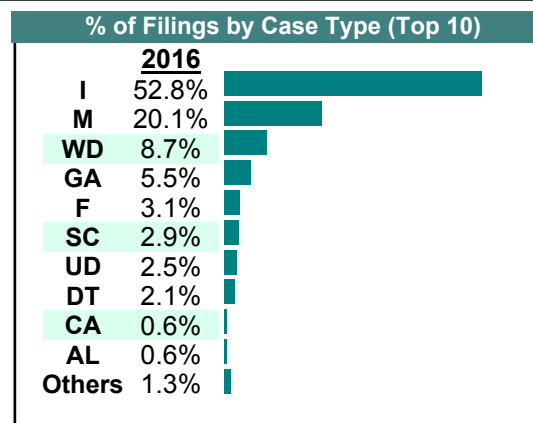
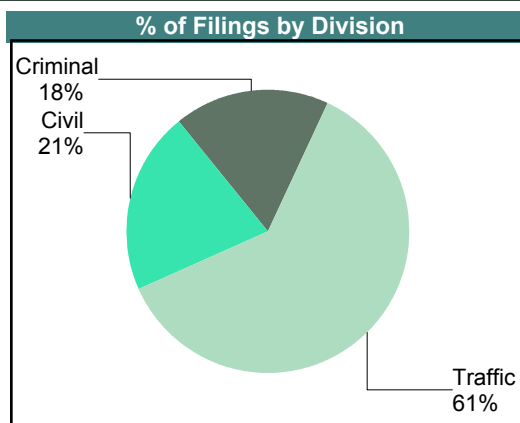
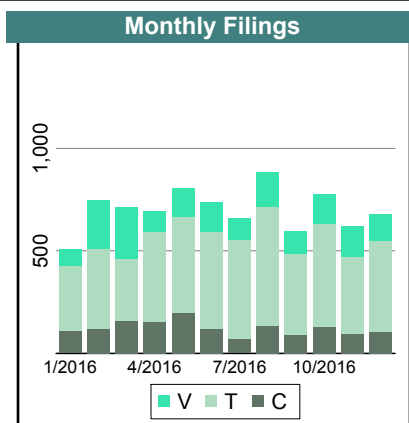
January 2016 thru December 2016

Prince Edward

District: 10

Court ID: 210147

		Filings	Hearings	Transactions	Concluded	Final Judgmt	Def Judgmt	Cont	Waived
<u>Criminal</u>									
Capias	CA	40	123	123	46	46	-	77	0
Civil Violation	CV	12	34	34	12	12	-	22	0
Felony	F	250	857	857	297	297	-	560	0
Misdemeanor	M	1,051	2,822	2,876	1,107	1,053	-	1,769	54
Show Cause	SC	148	477	477	156	156	-	320	0
Criminal Total		1,501	4,313	4,367	1,618	1,564	-	2,748	54
<u>Traffic</u>									
Capias	CA	7	37	37	17	17	-	20	0
Civil Violation	CV	0	1	1	0	-	-	-	0
Felony	F	8	21	21	6	6	-	15	0
Infraction	I	4,446	4,458	6,143	4,448	2,763	-	1,661	1,685
Misdemeanor	M	637	1,480	1,483	652	649	-	823	3
Show Cause	SC	62	164	164	63	63	-	100	0
Traffic Total		5,160	6,161	7,849	5,186	3,498	-	2,619	1,688
<u>Civil</u>									
		1	1	1	1	-	1	-	0
Abstract	AJ	2	0	2	2	-	-	-	2
Admin License	AL	47	9	47	38	-	-	-	38
Attachment	AT	3	3	5	3	-	1	2	2
Bond Forfeiture	BF	4	2	7	5	-	-	2	5
Capias	CA	2	1	2	1	-	-	1	1
Counter Claim	CC	0	1	1	0	-	-	-	0
Detinue	DT	176	163	249	169	6	77	80	86
Garnishment	GA	462	76	512	436	-	-	55	436
Impoundment	IM	6	0	6	6	-	-	-	6
Interrogatory	IN	45	38	75	37	-	-	35	37
Motion for Judgment	MJ	0	2	5	3	-	-	2	3
Other	OT	1	1	2	1	-	-	-	1
Protective Order	PO	13	6	14	8	-	-	1	8
Prelim Prot Order	PP	16	18	33	15	-	-	16	15
Petition-Restore Arms	PR	2	0	2	2	-	-	-	2
Show Cause	SC	30	19	43	25	-	1	14	24
Tenants Assertion	TA	2	2	3	2	1	-	1	1
Unlawful Detainer	UD	213	193	274	213	56	76	58	81
Warrant in Debt	WD	729	881	1,093	737	109	416	352	212
Civil Total		1,754	1,416	2,376	1,704	172	572	619	960
Prince Edward Totals		8,415	11,890	14,592	8,508	5,234	572	5,986	2,702



Filings by Court & Division

	Appomattox	Buckingham	Charlotte	Cumberland	Halifax	Lunenburg	Mecklenburg	Prince Edward	Total	
C	Misdemeanor	463 10%	388 8%	237 5%	280 6%	1,193 25%	245 5%	977 20%	1,051 22%	4,834
	Felony	179 14%	136 11%	140 11%	96 8%	229 18%	53 4%	166 13%	250 20%	1,249
	Show Cause	79 11%	55 8%	57 8%	55 8%	188 27%	33 5%	85 12%	148 21%	700
	Capias	18 8%	12 6%	15 7%	12 6%	66 30%	14 6%	40 18%	40 18%	217
	Civil Violation	16 14%	10 9%	2 2%	- 0%	29 26%	5 5%	37 33%	12 11%	111
	Motion	- 0%	2 5%	1 3%	- 0%	36 92%	- 0%	- 0%	- 0%	39
	Total	755 11%	603 8%	452 6%	443 6%	1,741 24%	350 5%	1,305 18%	1,501 21%	7,150
T	Infraction	1,597 6%	2,360 8%	3,311 11%	3,483 12%	6,317 22%	1,921 7%	5,566 19%	4,446 15%	29,001
	Misdemeanor	394 6%	480 7%	511 7%	262 4%	1,119 16%	423 6%	3,336 47%	637 9%	7,162
	Show Cause	48 15%	76 23%	8 2%	42 13%	54 17%	4 1%	31 10%	62 19%	325
	Capias	12 10%	20 16%	12 10%	8 7%	37 30%	4 3%	22 18%	7 6%	122
	Felony	24 38%	11 17%	2 3%	6 9%	2 3%	1 2%	10 16%	8 13%	64
	Restricted O/L	- 0%	- 0%	- 0%	- 0%	22 100%	- 0%	- 0%	- 0%	22
	Motion	- 0%	4 36%	- 0%	- 0%	7 64%	- 0%	- 0%	- 0%	11
	Civil Violation	- 0%	1 25%	- 0%	- 0%	3 75%	- 0%	- 0%	- 0%	4
	Other	- 0%	- 0%	- 0%	- 0%	1 100%	- 0%	- 0%	- 0%	1
	Toll Infraction	- 0%	1 100%	- 0%	- 0%	- 0%	- 0%	- 0%	- 0%	1
	Total	2,075 6%	2,953 8%	3,844 10%	3,801 10%	7,562 21%	2,353 6%	8,965 24%	5,160 14%	36,713
V	Warrant in Debt	413 8%	275 5%	182 3%	229 4%	1,145 22%	165 3%	2,150 41%	729 14%	5,288
	Garnishment	169 8%	100 5%	80 4%	67 3%	537 27%	99 5%	492 25%	462 23%	2,006
	Unlawful Detainer	68 7%	70 8%	85 9%	34 4%	273 30%	46 5%	129 14%	213 23%	918
	Detinue	129 16%	6 1%	- 0%	1 0%	297 37%	2 0%	187 23%	176 22%	798

	Appomattox	Buckingham	Charlotte	Cumberland	Halifax	Lunenburg	Mecklenburg	Prince Edward	Total
V Admin License	47 16%	20 7%	13 4%	11 4%	84 28%	3 1%	77 25%	47 16%	302
Interrogatory	66 33%	23 12%	7 4%	31 16%	20 10%	4 2%	3 2%	45 23%	199
Prelim Prot Order	28 15%	5 3%	11 6%	11 6%	53 28%	16 8%	52 27%	16 8%	192
Protective Order	22 13%	16 10%	2 1%	3 2%	40 25%	14 9%	53 33%	13 8%	163
Show Cause	46 39%	16 14%	- 0%	1 1%	23 19%	1 1%	1 1%	30 25%	118
Impoundment	19 18%	11 10%	4 4%	- 0%	33 31%	- 0%	34 32%	6 6%	107
Other	11 24%	1 2%	11 24%	- 0%	6 13%	- 0%	16 35%	1 2%	46
Bond Forfeiture	3 8%	- 0%	- 0%	1 3%	25 63%	1 3%	6 15%	4 10%	40
Abstract	8 29%	7 25%	- 0%	3 11%	2 7%	- 0%	6 21%	2 7%	28
Overweight	3 30%	- 0%	3 30%	- 0%	4 40%	- 0%	- 0%	- 0%	10
Attachment	- 0%	- 0%	6 67%	- 0%	- 0%	- 0%	- 0%	3 33%	9
Capias	2 22%	4 44%	- 0%	- 0%	- 0%	- 0%	1 11%	2 22%	9
Motion for Judgment	1 14%	- 0%	1 14%	- 0%	1 14%	1 14%	3 43%	- 0%	7
Petition-Restore Arms	- 0%	- 0%	- 0%	2 29%	- 0%	1 14%	2 29%	2 29%	7
Tenants Assertion	- 0%	1 20%	- 0%	- 0%	- 0%	- 0%	2 40%	2 40%	5
Restricted O/L	- 0%	- 0%	3 100%	- 0%	- 0%	- 0%	- 0%	- 0%	3
Counter Claim	- 0%	- 0%	- 0%	- 0%	- 0%	1 50%	1 50%	- 0%	2
Custody Relief	- 0%	- 0%	- 0%	- 0%	- 0%	- 0%	- 0%	1 100%	1
Custody Relief	- 0%	- 0%	- 0%	- 0%	- 0%	1 100%	- 0%	- 0%	1
Distress Seizure	- 0%	- 0%	- 0%	- 0%	1 100%	- 0%	- 0%	- 0%	1
Total	1,035 10%	555 5%	408 4%	394 4%	2,544 25%	355 3%	3,215 31%	1,754 17%	10,260
Total	<u>3,865</u> 7%	<u>4,111</u> 8%	<u>4,704</u> 9%	<u>4,638</u> 9%	<u>11,847</u> 22%	<u>3,058</u> 6%	<u>13,485</u> 25%	<u>8,415</u> 16%	54,123

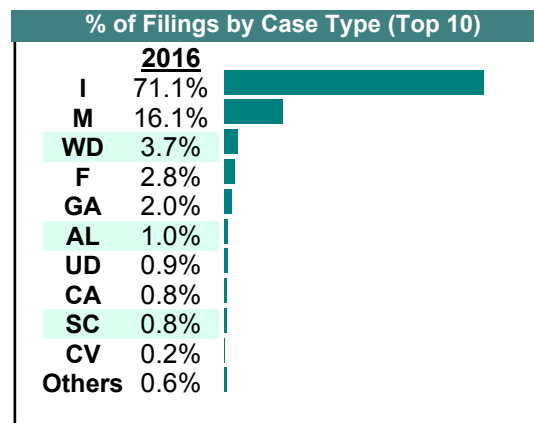
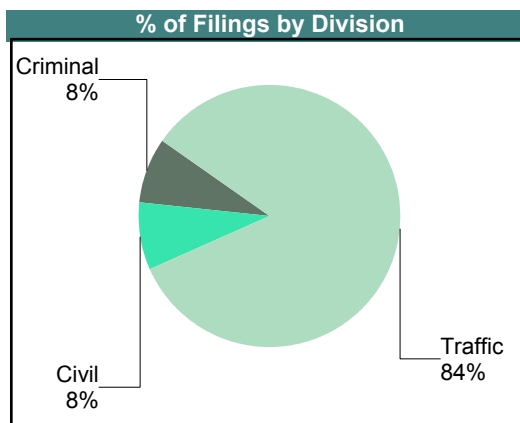
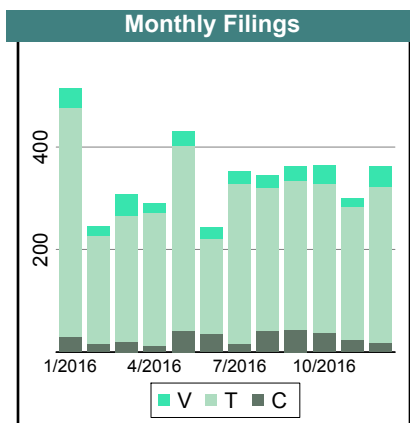
CASELOAD STATISTICS OF THE GENERAL DISTRICT COURTS

January 2016 thru December 2016

Amelia

District: 11
Court ID: 211007

		Filings	Hearings	Transactions	Concluded	Final Judgmt	Def Judgmt	Cont	Waived
<u>Criminal</u>									
Capias	CA	7	17	17	7	7	-	10	0
Civil Violation	CV	2	2	2	1	1	-	1	0
Felony	F	107	318	318	101	101	-	217	0
Misdemeanor	M	217	500	508	211	203	-	297	8
Show Cause	SC	7	10	10	7	7	-	3	0
Criminal Total		340	847	855	327	319	-	528	8
<u>Traffic</u>									
Capias	CA	27	45	45	27	27	-	18	0
Civil Violation	CV	8	27	27	5	5	-	22	0
Felony	F	10	35	35	9	9	-	26	0
Infraction	I	2,928	2,559	3,677	2,881	1,763	-	796	1,118
Misdemeanor	M	447	1,062	1,062	452	452	-	610	0
Show Cause	SC	22	48	48	19	19	-	29	0
Traffic Total		3,442	3,776	4,894	3,393	2,275	-	1,501	1,118
<u>Civil</u>									
Abstract	AJ	6	0	6	6	-	-	-	6
Admin License	AL	41	10	43	33	-	-	3	33
Detinue	DT	3	4	6	4	2	-	2	2
Garnishment	GA	81	31	112	81	-	-	30	81
Impoundment	IM	3	0	3	3	-	-	-	3
Interrogatory	IN	1	0	1	1	-	-	-	1
Motion for Judgment	MJ	0	0	1	1	-	-	-	1
Overweight	OC	1	0	1	1	-	-	-	1
Other	OT	1	0	1	1	-	-	-	1
Protective Order	PO	4	3	7	4	-	-	3	4
Prelim Prot Order	PP	4	2	4	2	-	-	2	2
Petition-Restore Arms	PR	1	1	1	0	-	-	1	0
Show Cause	SC	4	1	4	4	-	1	-	3
Unlawful Detainer	UD	37	39	47	36	15	13	11	8
Warrant in Debt	WD	152	178	238	155	20	75	83	60
Civil Total		339	269	475	332	37	89	135	206
Amelia Totals		4,121	4,892	6,224	4,052	2,631	89	2,164	1,332



CASELOAD STATISTICS OF THE GENERAL DISTRICT COURTS

January 2016 thru December 2016

Dinwiddie

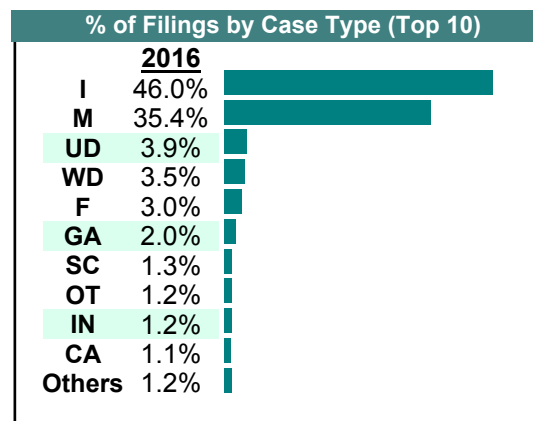
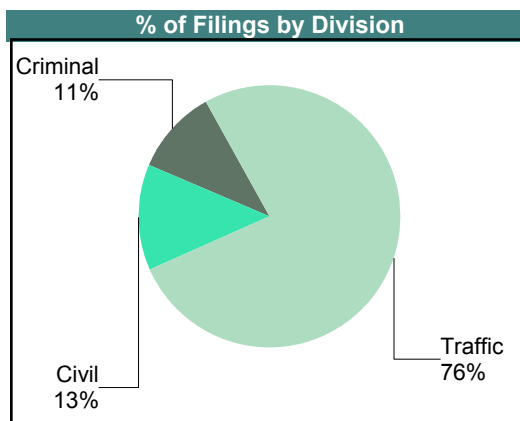
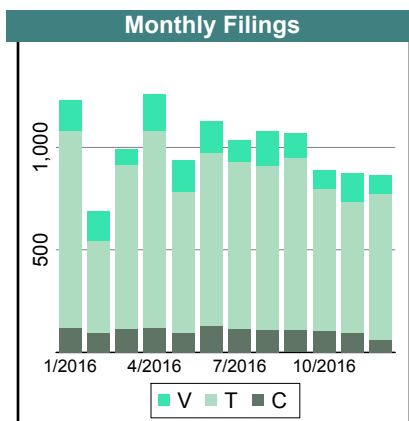
District: 11
Court ID: 211053

		Filings	Hearings	Transactions	Concluded	Final Judgmt	Def Judgmt	Cont	Waived
<u>Criminal</u>									
Capias	CA	59	209	209	81	81	-	128	0
Civil Violation	CV	20	61	62	25	24	-	37	1
Felony	F	366	1,192	1,192	368	368	-	824	0
Misdemeanor	M	701	2,229	2,237	734	726	-	1,503	8
Show Cause	SC	138	209	209	145	145	-	64	0
Criminal Total		1,284	3,900	3,909	1,353	1,344	-	2,556	9

<u>Traffic</u>									
Capias	CA	71	246	246	132	132	-	114	0
Infraction	I	5,533	4,834	7,096	5,563	3,301	-	1,533	2,262
Misdemeanor	M	3,552	6,787	6,787	3,755	3,755	-	3,032	0
Restricted O/L	RL	9	9	9	9	9	-	-	0
Show Cause	SC	15	46	46	21	21	-	25	0
Traffic Total		9,180	11,922	14,184	9,480	7,218	-	4,704	2,262

<u>Civil</u>									
Abstract	AJ	12	0	12	12	-	-	-	12
Admin License	AL	44	0	44	44	-	-	-	44
Bond Forfeiture	BF	15	17	29	16	1	3	13	12
Detinue	DT	3	3	5	4	1	1	1	2
Garnishment	GA	240	37	282	245	-	-	37	245
Interrogatory-Not	IC	3	0	3	3	-	-	-	3
Impoundment	IM	5	0	5	5	-	-	-	5
Interrogatory	IN	147	41	188	147	-	-	41	147
Motion for Judgment	MJ	1	3	3	0	-	-	3	0
Overweight	OC	1	1	2	1	-	-	1	1
Other	OT	149	98	247	149	-	-	98	149
Protective Order	PO	6	0	6	6	-	-	-	6
Prelim Prot Order	PP	26	10	38	28	-	-	10	28
Petition-Restore Arms	PR	3	1	4	3	-	-	1	3
Show Cause	SC	8	0	8	8	-	-	-	8
Tenants Assertion	TA	2	4	6	2	-	-	4	2
Unlawful Detainer	UD	474	320	522	471	86	183	51	202
Warrant in Debt	WD	427	456	611	437	48	234	174	155
Civil Total		1,566	991	2,015	1,581	136	421	434	1,024

Dinwiddie Totals		12,030	16,813	20,108	12,414	8,698	421	7,694	3,295
-------------------------	--	---------------	---------------	---------------	---------------	--------------	------------	--------------	--------------

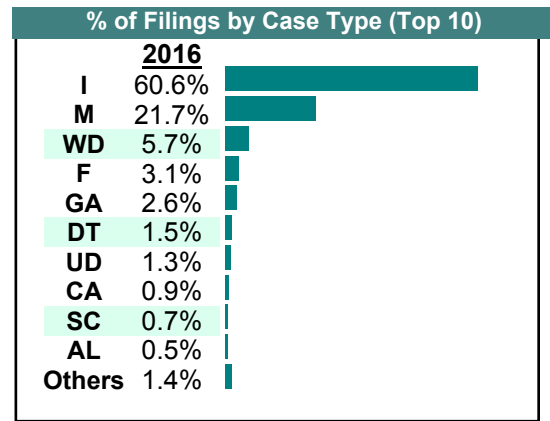
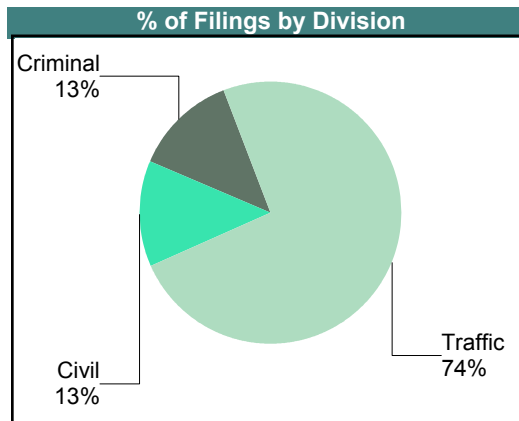
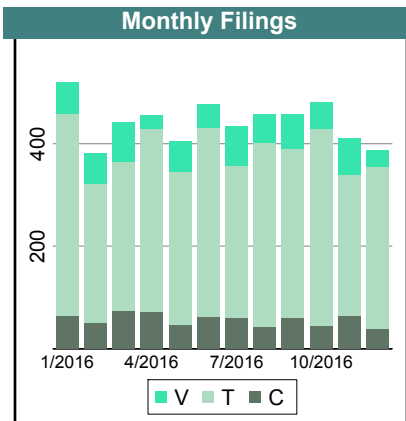


CASELOAD STATISTICS OF THE GENERAL DISTRICT COURTS

January 2016 thru December 2016

Nottoway
District: 11
Court ID: 211135

		<u>Filings</u>	<u>Hearings</u>	<u>Transactions</u>	<u>Concluded</u>	<u>Final Judgmt</u>	<u>Def Judgmt</u>	<u>Cont</u>	<u>Waived</u>
<u>Criminal</u>									
Capias	CA	23	66	66	22	22	-	44	0
Civil Violation	CV	17	57	57	20	20	-	37	0
Felony	F	155	489	489	149	149	-	340	0
Misdemeanor	M	468	1,155	1,166	488	477	-	678	11
Motion	MO	1	1	1	1	1	-	-	0
Show Cause	SC	17	38	38	22	22	-	16	0
Criminal Total		681	1,806	1,817	702	691	-	1,115	11
<u>Traffic</u>									
Capias	CA	25	47	47	21	21	-	26	0
Felony	F	10	25	25	8	8	-	17	0
Infraction	I	3,214	2,937	4,084	3,208	2,061	-	872	1,147
Misdemeanor	M	684	1,392	1,392	656	656	-	735	0
Show Cause	SC	8	16	16	10	10	-	6	0
Traffic Total		3,941	4,417	5,564	3,903	2,756	-	1,656	1,147
<u>Civil</u>									
Abstract	AJ	1	0	1	1	-	-	-	1
Admin License	AL	27	0	27	27	-	-	-	27
Bond Forfeiture	BF	5	1	7	6	-	-	1	6
Custody Relief	CR	1	0	1	1	-	-	-	1
Detinue	DT	79	61	94	76	3	40	18	33
Garnishment	GA	140	21	159	138	-	-	21	138
Impoundment	IM	7	1	7	6	-	-	-	6
Interrogatory	IN	22	28	43	15	-	-	28	15
Motion for Judgment	MJ	2	2	3	1	-	-	2	1
Overweight	OC	1	0	1	1	-	-	-	1
Other	OT	3	0	3	3	-	-	-	3
Protective Order	PO	10	6	16	10	-	-	6	10
Prelim Prot Order	PP	6	4	10	6	-	-	4	6
Show Cause	SC	11	5	12	7	-	-	5	7
Unlawful Detainer	UD	68	71	88	69	16	36	18	17
Warrant in Debt	WD	303	348	432	312	39	189	120	84
Civil Total		686	548	904	679	58	265	223	356
Nottoway Totals		5,308	6,771	8,285	5,284	3,505	265	2,994	1,514



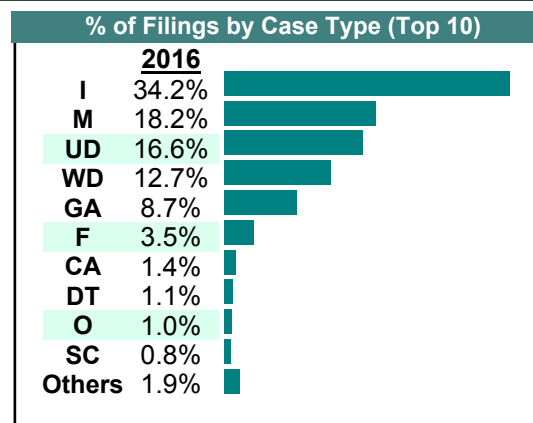
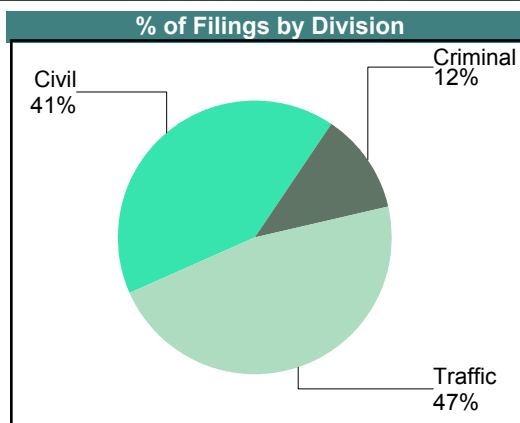
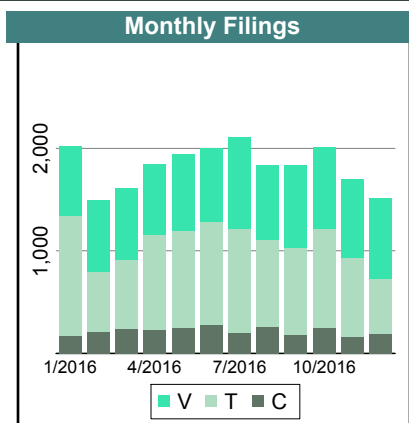
CASELOAD STATISTICS OF THE GENERAL DISTRICT COURTS

January 2016 thru December 2016

Petersburg

District: 11
Court ID: 211730

		Filings	Hearings	Transactions	Concluded	Final Judgmt	Def Judgmt	Cont	Waived
<u>Criminal</u>									
Capias	CA	208	618	618	250	250	-	368	0
Civil Violation	CV	30	72	72	32	32	-	40	0
Felony	F	734	2,644	2,717	733	660	-	1,984	73
Misdemeanor	M	1,574	3,810	3,827	1,635	1,618	-	2,192	17
Motion	MO	4	4	4	4	4	-	-	0
Other	O	1	2	2	1	1	-	1	0
Show Cause	SC	95	179	179	96	96	-	83	0
Criminal Total		2,646	7,329	7,419	2,751	2,661	-	4,668	90
<u>Traffic</u>									
Capias	CA	102	294	294	115	115	-	178	0
Felony	F	38	147	154	43	36	-	111	7
Infraction	I	7,481	6,088	8,883	7,486	4,691	-	1,397	2,795
Misdemeanor	M	2,403	3,946	3,946	2,428	2,428	-	1,518	0
Other	O	211	223	223	211	211	-	12	0
Restricted O/L	RL	35	35	35	35	35	-	-	0
Show Cause	SC	5	13	13	8	8	-	5	0
Traffic Total		10,275	10,746	13,548	10,326	7,524	-	3,221	2,802
<u>Civil</u>									
Abstract	AJ	20	0	20	20	-	-	-	20
Admin License	AL	19	1	20	19	-	-	1	19
Bond Forfeiture	BF	14	8	27	19	-	-	8	19
Capias	CA	1	0	2	2	-	-	-	2
Counter Claim	CC	3	3	5	4	2	-	1	2
Detinue	DT	238	212	302	229	14	125	73	90
Garnishment	GA	1,904	254	2,166	1,912	-	-	254	1,912
Impoundment	IM	7	0	7	7	-	-	-	7
Interrogatory	IN	72	54	134	80	-	-	54	80
Motion for Judgment	MJ	25	38	59	28	7	-	31	21
Other	OT	31	5	35	31	1	-	4	30
Protective Order	PO	61	4	66	63	1	-	3	62
Prelim Prot Order	PP	78	9	83	78	4	-	5	74
Show Cause	SC	75	26	95	76	-	7	19	69
Tenants Assertion	TA	10	13	18	9	4	-	9	5
Unlawful Detainer	UD	3,638	2,519	3,929	3,661	674	1,577	268	1,410
Warrant in Debt	WD	2,788	2,828	3,414	2,821	242	1,993	593	586
Civil Total		8,984	5,974	10,382	9,059	949	3,702	1,323	4,408
Petersburg Totals		21,905	24,049	31,349	22,136	11,134	3,702	9,212	7,300



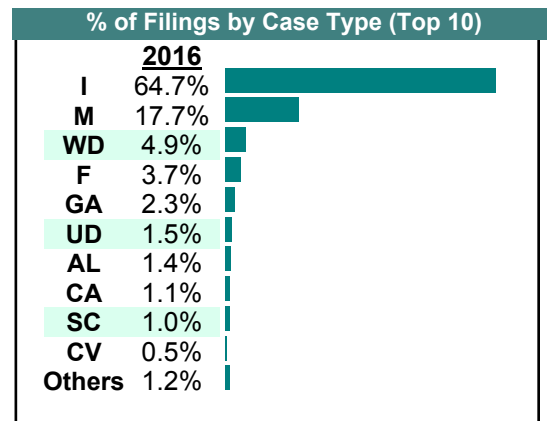
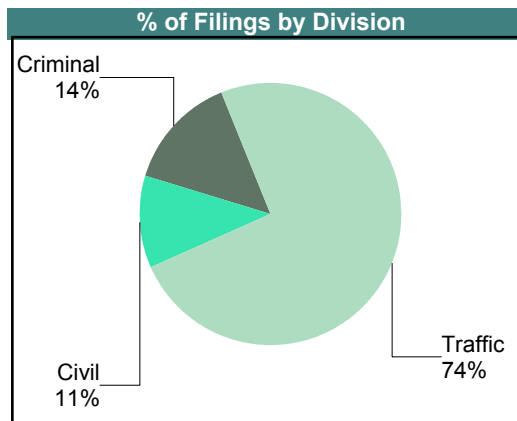
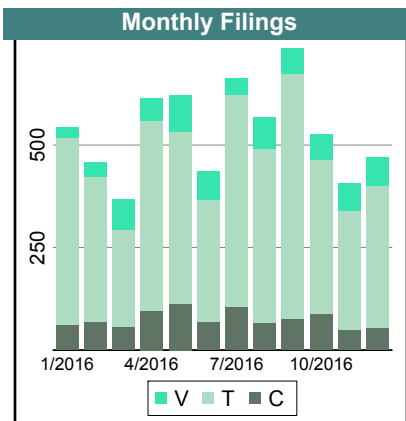
CASELOAD STATISTICS OF THE GENERAL DISTRICT COURTS

January 2016 thru December 2016

Powhatan

District: 11
Court ID: 211145

		Filings	Hearings	Transactions	Concluded	Final Judgmt	Def Judgmt	Cont	Waived
<u>Criminal</u>									
Capias	CA	47	157	157	52	52	-	105	0
Civil Violation	CV	30	88	88	30	30	-	58	0
Felony	F	229	801	801	224	224	-	577	0
Misdemeanor	M	563	1,622	1,646	572	548	-	1,074	24
Show Cause	SC	47	127	127	46	46	-	81	0
Criminal Total		916	2,795	2,819	924	900	-	1,895	24
<u>Traffic</u>									
Capias	CA	23	91	91	26	26	-	65	0
Felony	F	7	20	20	8	8	-	12	0
Infraction	I	4,147	4,007	5,541	4,110	2,576	-	1,431	1,534
Misdemeanor	M	571	1,477	1,477	577	577	-	900	0
Restricted O/L	RL	7	7	7	7	7	-	-	0
Show Cause	SC	12	25	25	10	10	-	15	0
Traffic Total		4,767	5,627	7,161	4,738	3,204	-	2,423	1,534
<u>Civil</u>									
Abstract	AJ	5	0	5	5	-	-	-	5
Admin License	AL	90	0	90	90	-	-	-	90
Bond Forfeiture	BF	4	3	5	2	-	-	3	2
Detinue	DT	8	7	14	8	-	1	6	7
Garnishment	GA	147	67	210	143	-	-	67	143
Interrogatory-Not	IC	4	0	4	4	-	-	-	4
Impoundment	IM	26	0	26	26	-	-	-	26
Overweight	OC	1	0	1	1	-	-	-	1
Other	OT	7	2	8	7	1	-	1	6
Protective Order	PO	4	0	4	4	-	-	-	4
Prelim Prot Order	PP	7	7	14	7	-	-	7	7
Petition-Restore Arms	PR	1	0	1	1	-	-	-	1
Show Cause	SC	8	3	10	7	-	-	3	7
Unlawful Detainer	UD	95	81	116	97	36	26	19	35
Warrant in Debt	WD	317	311	447	318	36	146	129	136
Civil Total		724	481	955	720	73	173	235	474
Powhatan Totals		6,407	8,903	10,935	6,382	4,177	173	4,553	2,032



Filings by Court & Division

	Amelia	Dinwiddie	Nottoway	Petersburg	Powhatan	Total		
C	Misdemeanor	217 6%	701 20%	468 13%	1,574 45%	563 16%	3,523	
	Felony	107 7%	366 23%	155 10%	734 46%	229 14%	1,591	
	Capias	7 2%	59 17%	23 7%	208 60%	47 14%	344	
	Show Cause	7 2%	138 45%	17 6%	95 31%	47 15%	304	
	Civil Violation	2 2%	20 20%	17 17%	30 30%	30 30%	99	
	Motion	- 0%	- 0%	1 20%	4 80%	- 0%	5	
	Other	- 0%	- 0%	- 0%	1 100%	- 0%	1	
	Total	340 6%	1,284 22%	681 12%	2,646 45%	916 16%	5,867	
	T	Infraction	2,928 13%	5,533 24%	3,214 14%	7,481 32%	4,147 18%	23,303
		Misdemeanor	447 6%	3,552 46%	684 9%	2,403 31%	571 7%	7,657
Capias		27 11%	71 29%	25 10%	102 41%	23 9%	248	
Other		- 0%	- 0%	- 0%	211 100%	- 0%	211	
Felony		10 15%	- 0%	10 15%	38 58%	7 11%	65	
Show Cause		22 35%	15 24%	8 13%	5 8%	12 19%	62	
Restricted O/L		- 0%	9 18%	- 0%	35 69%	7 14%	51	
Civil Violation		8 100%	- 0%	- 0%	- 0%	- 0%	8	
Total		3,442 11%	9,180 29%	3,941 12%	10,275 33%	4,767 15%	31,605	
V		Unlawful Detainer	37 1%	474 11%	68 2%	3,638 84%	95 2%	4,312
	Warrant in Debt	152 4%	427 11%	303 8%	2,788 70%	317 8%	3,987	
	Garnishment	81 3%	240 10%	140 6%	1,904 76%	147 6%	2,512	
	Detinue	3 1%	3 1%	79 24%	238 72%	8 2%	331	
	Interrogatory	1 0%	147 61%	22 9%	72 30%	- 0%	242	

	Amelia	Dinwiddie	Nottoway	Petersburg	Powhatan	Total
V Admin License	41 19%	44 20%	27 12%	19 9%	90 41%	221
Other	1 1%	149 78%	3 2%	31 16%	7 4%	191
Prelim Prot Order	4 3%	26 21%	6 5%	78 64%	7 6%	121
Show Cause	4 4%	8 8%	11 10%	75 71%	8 8%	106
Protective Order	4 5%	6 7%	10 12%	61 72%	4 5%	85
Impoundment	3 6%	5 10%	7 15%	7 15%	26 54%	48
Abstract	6 14%	12 27%	1 2%	20 45%	5 11%	44
Bond Forfeiture	- 0%	15 39%	5 13%	14 37%	4 11%	38
Motion for Judgment	- 0%	1 4%	2 7%	25 89%	- 0%	28
Tenants Assertion	- 0%	2 17%	- 0%	10 83%	- 0%	12
Interrogatory-Not	- 0%	3 43%	- 0%	- 0%	4 57%	7
Petition-Restore Arms	1 20%	3 60%	- 0%	- 0%	1 20%	5
Overweight	1 25%	1 25%	1 25%	- 0%	1 25%	4
Counter Claim	- 0%	- 0%	- 0%	3 100%	- 0%	3
Capias	- 0%	- 0%	- 0%	1 100%	- 0%	1
Custody Relief	- 0%	- 0%	1 100%	- 0%	- 0%	1
Total	339 3%	1,566 13%	686 6%	8,984 73%	724 6%	12,299
Total	4,121 8%	12,030 24%	5,308 11%	21,905 44%	6,407 13%	49,771

CASELOAD STATISTICS OF THE GENERAL DISTRICT COURTS

January 2016 thru December 2016

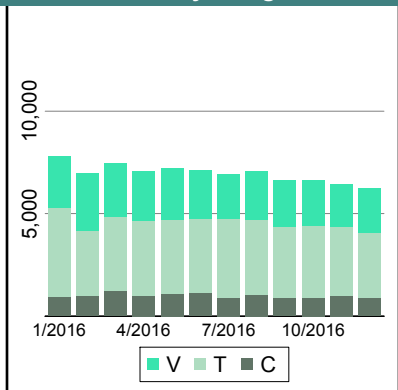
Chesterfield

District: 12

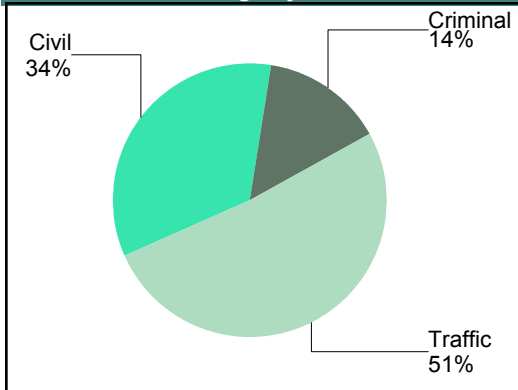
Court ID: 212041

		<u>Filings</u>	<u>Hearings</u>	<u>Transactions</u>	<u>Concluded</u>	<u>Final Judgmt</u>	<u>Def Judgmt</u>	<u>Cont</u>	<u>Waived</u>
<u>Criminal</u>									
Capias	CA	1,047	2,845	2,845	1,119	1,119	-	1,726	0
Civil Violation	CV	24	30	30	21	21	-	9	0
Felony	F	4,679	15,084	15,085	4,641	4,640	-	10,444	1
Misdemeanor	M	6,003	16,316	16,435	6,273	6,154	-	10,162	119
Motion	MO	89	89	89	89	89	-	-	0
Show Cause	SC	270	564	564	271	271	-	293	0
Criminal Total		12,112	34,928	35,048	12,414	12,294	-	22,634	120
<u>Traffic</u>									
Capias	CA	1,064	2,957	2,957	1,214	1,214	-	1,743	0
Civil Violation	CV	208	544	544	223	223	-	321	0
Felony	F	241	822	822	254	254	-	568	0
Infraction	I	27,784	26,649	37,674	28,032	17,007	-	9,641	11,025
Toll Infraction	IT	655	757	757	675	675	-	82	0
Misdemeanor	M	12,358	26,529	26,986	12,646	12,189	-	14,340	457
Motion	MO	295	304	304	289	289	-	10	0
Other	O	13	14	14	13	13	-	1	0
Restricted O/L	RL	163	161	165	162	158	-	2	4
Show Cause	SC	235	476	476	255	255	-	221	0
Traffic Total		43,016	59,213	70,699	43,763	32,277	-	26,929	11,486
<u>Civil</u>									
Abstract	AJ	130	0	130	130	-	-	-	130
Admin License	AL	825	3	826	823	-	-	1	823
Bond Forfeiture	BF	56	44	91	50	2	1	40	47
Capias	CA	36	26	64	38	-	-	26	38
Counter Claim	CC	25	34	58	31	7	-	27	24
Custody Relief	CR	1	1	1	0	-	-	1	0
Detinue	DT	202	159	273	199	12	73	74	114
Garnishment	GA	6,164	1,394	7,557	6,163	-	-	1,394	6,163
Interrogatory-Not	IC	172	14	186	172	-	-	14	172
Impoundment	IM	138	0	138	138	-	-	-	138
Interrogatory	IN	1,147	813	2,167	1,354	-	-	813	1,354
Motion for Judgment	MJ	122	191	276	120	26	9	156	85
Mechanic's Lien	ML	0	3	4	1	-	-	3	1
Overweight	OC	5	1	6	5	-	-	1	5
Other	OT	92	12	102	95	1	4	7	90
Protective Order	PO	224	95	311	216	-	-	93	216
Prelim Prot Order	PP	239	87	329	242	-	-	87	242
Petition-Restore Arms	PR	7	3	10	7	-	-	3	7
Show Cause	SC	649	202	848	670	3	21	178	646
Tenants Assertion	TA	15	14	29	17	2	-	12	15
Third Party Claim	TH	3	5	8	3	-	-	5	3
Unlawful Detainer	UD	7,177	4,743	7,944	7,182	925	3,056	762	3,201
Warrant in Debt	WD	11,079	11,459	15,139	11,156	1,034	6,442	3,983	3,680
Civil Total		28,508	19,303	36,497	28,812	2,012	9,606	7,680	17,194
Chesterfield Totals		83,636	113,444	142,244	84,989	46,583	9,606	57,243	28,800

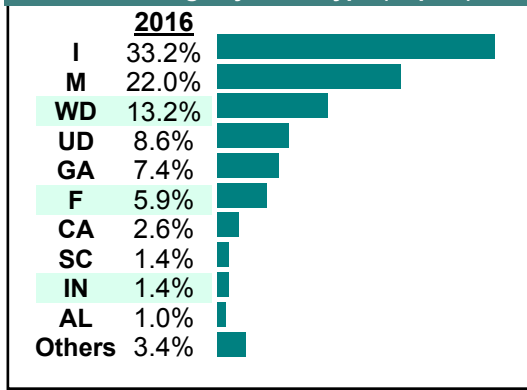
Monthly Filings



% of Filings by Division



% of Filings by Case Type (Top 10)



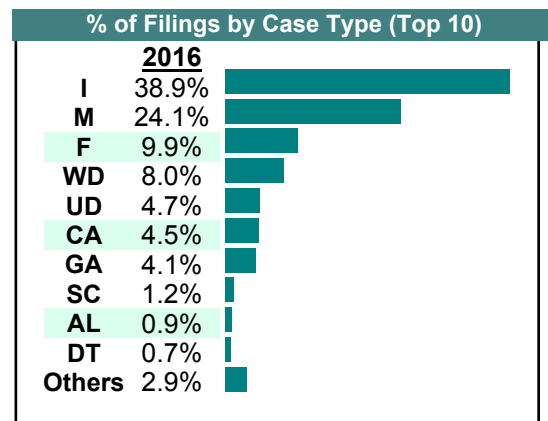
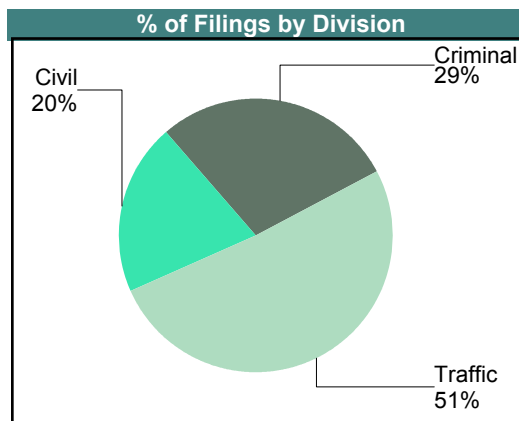
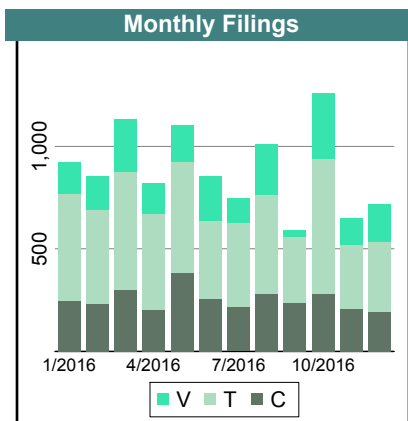
CASELOAD STATISTICS OF THE GENERAL DISTRICT COURTS

January 2016 thru December 2016

Colony Heights

District: 12
Court ID: 212570

		Filings	Hearings	Transactions	Concluded	Final Judgmt	Def Judgmt	Cont	Waived
<u>Criminal</u>									
Capias	CA	379	1,009	1,009	416	416	-	592	0
Civil Violation	CV	35	85	85	38	38	-	47	0
Felony	F	1,022	2,993	2,993	1,009	1,009	-	1,981	0
Misdemeanor	M	1,473	4,126	4,150	1,542	1,518	-	2,607	24
Motion	MO	51	52	52	41	41	-	1	0
Restricted O/L	RL	1	1	1	1	1	-	-	0
Show Cause	SC	91	212	212	100	100	-	110	0
Criminal Total		3,052	8,478	8,502	3,147	3,123	-	5,338	24
<u>Traffic</u>									
Capias	CA	104	325	325	131	131	-	194	0
Civil Violation	CV	1	3	3	1	1	-	2	0
Felony	F	34	107	107	31	31	-	76	0
Infraction	I	4,154	3,955	5,438	4,142	2,659	-	1,267	1,483
Misdemeanor	M	1,095	2,479	2,520	1,103	1,062	-	1,411	41
Motion	MO	24	25	25	15	15	-	1	0
Other	O	1	1	1	1	1	-	-	0
Restricted O/L	RL	23	24	24	14	14	-	1	0
Show Cause	SC	25	60	60	23	23	-	37	0
Traffic Total		5,461	6,979	8,503	5,461	3,937	-	2,989	1,524
<u>Civil</u>									
Abstract	AJ	8	0	8	8	-	-	-	8
Admin License	AL	98	21	104	83	-	-	6	83
Bond Forfeiture	BF	3	4	6	4	1	1	1	2
Capias	CA	1	1	2	1	-	-	1	1
Detinue	DT	76	58	105	72	23	2	33	47
Garnishment	GA	439	142	563	421	-	-	134	421
Impoundment	IM	49	8	49	41	-	-	-	41
Interrogatory	IN	8	11	23	12	-	-	11	12
Other	OT	43	5	44	39	-	-	-	39
Protective Order	PO	28	11	33	22	-	-	5	22
Prelim Prot Order	PP	36	6	41	35	-	-	5	35
Show Cause	SC	15	8	26	18	-	-	7	18
Tenants Assertion	TA	1	3	4	1	-	-	3	1
Unlawful Detainer	UD	499	464	640	490	301	13	146	176
Warrant in Debt	WD	848	859	1,130	841	543	27	289	271
Civil Total		2,152	1,601	2,778	2,088	868	43	641	1,177
Colony Heights Totals		10,665	17,058	19,783	10,696	7,928	43	8,968	2,725



Filings by Court & Division

	<u>Chesterfield</u>		<u>Colonial Heights</u>		<u>Total</u>
C Misdemeanor	6,003	80%	1,473	20%	7,476
Felony	4,679	82%	1,022	18%	5,701
Capias	1,047	73%	379	27%	1,426
Show Cause	270	75%	91	25%	361
Motion	89	64%	51	36%	140
Civil Violation	24	41%	35	59%	59
Restricted O/L	-	0%	1	100%	1
Total	12,112	80%	3,052	20%	15,164
T Infraction	27,784	87%	4,154	13%	31,938
Misdemeanor	12,358	92%	1,095	8%	13,453
Capias	1,064	91%	104	9%	1,168
Toll Infraction	655	100%	-	0%	655
Motion	295	92%	24	8%	319
Felony	241	88%	34	12%	275
Show Cause	235	90%	25	10%	260
Civil Violation	208	100%	1	0%	209
Restricted O/L	163	88%	23	12%	186
Other	13	93%	1	7%	14
Total	43,016	89%	5,461	11%	48,477
V Warrant in Debt	11,079	93%	848	7%	11,927
Unlawful Detainer	7,177	93%	499	7%	7,676
Garnishment	6,164	93%	439	7%	6,603
Interrogatory	1,147	99%	8	1%	1,155
Admin License	825	89%	98	11%	923
Show Cause	649	98%	15	2%	664
Detinue	202	73%	76	27%	278
Prelim Prot Order	239	87%	36	13%	275
Protective Order	224	89%	28	11%	252
Impoundment	138	74%	49	26%	187
Interrogatory-Not	172	100%	-	0%	172
Abstract	130	94%	8	6%	138
Other	92	68%	43	32%	135
Motion for Judgment	122	100%	-	0%	122
Bond Forfeiture	56	95%	3	5%	59
Capias	36	97%	1	3%	37
Counter Claim	25	100%	-	0%	25
Tenants Assertion	15	94%	1	6%	16
Petition-Restore Arms	7	100%	-	0%	7
Overweight	5	100%	-	0%	5
Third Party Claim	3	100%	-	0%	3
Custody Relief	1	100%	-	0%	1
Mechanic's Lien	-	0%	-	0%	0
Total	28,508	93%	2,152	7%	30,660
Total	83,636	89%	10,665	11%	94,301

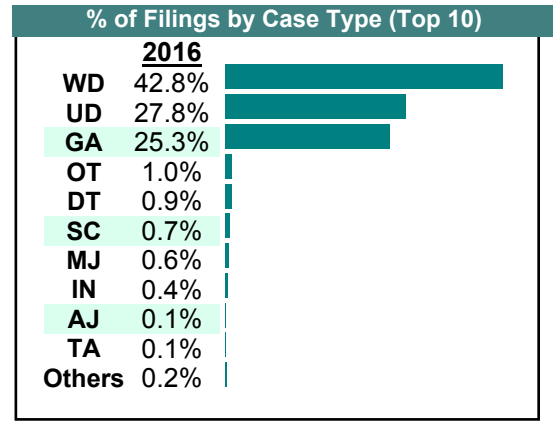
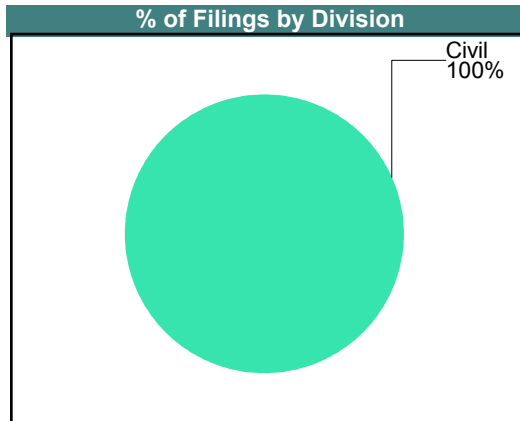
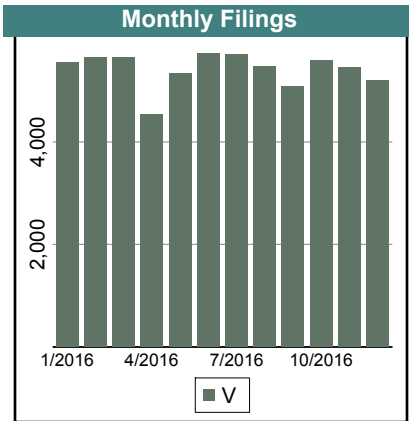
CASELOAD STATISTICS OF THE GENERAL DISTRICT COURTS

January 2016 thru December 2016

Richmond-Civil

District: **13**
Court ID: **213763**

		<u>Filings</u>	<u>Hearings</u>	<u>Transactions</u>	<u>Concluded</u>	<u>Final Judgmt</u>	<u>Def Judgmt</u>	<u>Cont</u>	<u>Waived</u>
<i>Civil</i>									
Abstract	AJ	84	0	84	84	-	-	-	84
Capias	CA	2	1	3	2	-	-	1	2
Counter Claim	CC	60	54	79	58	32	1	21	25
Custody Relief	CR	1	3	4	2	1	-	2	1
Detinue	DT	611	608	863	588	38	295	275	255
Garnishment	GA	16,450	3,565	19,951	16,386	-	-	3,564	16,386
Interrogatory-Not	IC	54	0	54	54	-	-	-	54
Interrogatory	IN	228	242	477	235	-	-	242	235
Motion for Judgment	MJ	395	654	976	384	54	8	592	322
Other	OT	664	147	750	672	6	63	78	603
Petition-Restore Arms	PR	9	0	9	9	-	-	-	9
Show Cause	SC	456	214	668	454	-	-	214	454
Tenants Assertion	TA	80	93	157	74	10	-	83	64
Third Party Claim	TH	6	17	19	4	2	-	15	2
Unlawful Detainer	UD	18,047	12,839	19,652	17,997	2,687	8,497	1,655	6,813
Warrant in Debt	WD	27,747	31,763	38,276	28,074	1,836	19,725	10,202	6,513
Civil Total		64,894	50,200	82,022	65,077	4,666	28,589	16,944	31,822
Richmond-Civil Totals		64,894	50,200	82,022	65,077	4,666	28,589	16,944	31,822



CASELOAD STATISTICS OF THE GENERAL DISTRICT COURTS

January 2016 thru December 2016

Richmond-John Marshall

District: 13
Court ID: 213762

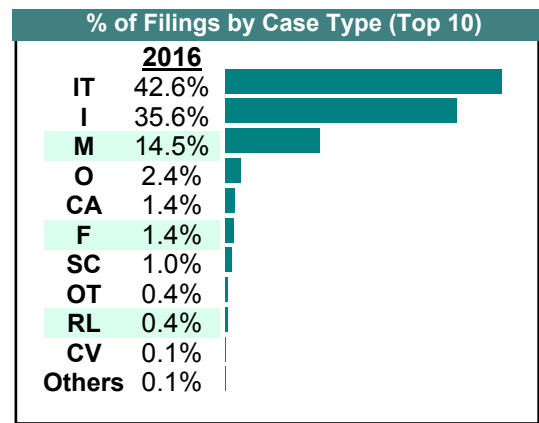
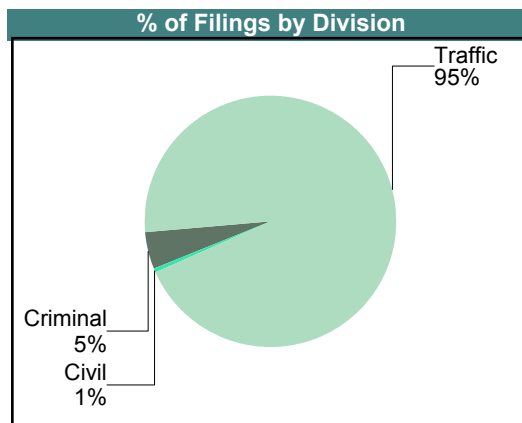
		<u>Filings</u>	<u>Hearings</u>	<u>Transactions</u>	<u>Concluded</u>	<u>Final Judgmt</u>	<u>Def Judgmt</u>	<u>Cont</u>	<u>Waived</u>
<u>Criminal</u>									
Capias	CA	185	457	457	210	210	-	247	0
Civil Violation	CV	62	281	281	82	82	-	199	0
Felony	F	592	1,672	1,674	467	465	-	1,207	2
Misdemeanor	M	1,345	3,273	3,282	1,168	1,159	-	2,114	9
Show Cause	SC	131	319	319	138	138	-	181	0
Criminal Total		2,315	6,002	6,013	2,065	2,054	-	3,948	11

<u>Traffic</u>									
Capias	CA	523	1,419	1,419	613	613	-	806	0
Felony	F	103	355	355	127	127	-	228	0
Infraction	I	17,863	20,297	25,867	18,437	12,867	-	7,429	5,570
Toll Infraction	IT	21,362	28,753	28,784	21,562	21,531	-	7,222	31
Misdemeanor	M	5,936	13,161	13,168	6,298	6,291	-	6,870	7
Other	O	1,185	1,348	1,357	1,194	1,185	-	163	9
Restricted O/L	RL	192	204	204	191	191	-	13	0
Show Cause	SC	374	987	987	425	425	-	562	0
Traffic Total		47,538	66,524	72,141	48,847	43,230	-	23,293	5,617

<u>Civil</u>									
Bond Forfeiture	BF	40	34	68	37	-	3	31	34
Other	OT	197	5	202	197	-	-	5	197
Protective Order	PO	10	0	10	10	-	-	-	10
Prelim Prot Order	PP	22	21	38	17	-	-	21	17
Civil Total		269	60	318	261	0	3	57	258

Richmond-John Marshall Tc		50,122	72,586	78,472	51,173	45,284	3	27,298	5,886
----------------------------------	--	---------------	---------------	---------------	---------------	---------------	----------	---------------	--------------

Toll Violations (Top 5 Codes)	
46.2-819	25
A.46.2-819.1	2,881
A.46.2-819.1(2)	2,861
A.46.2-819.1(3)	2,864
A.46.2-819.1(4)	12,731
Total	21,362



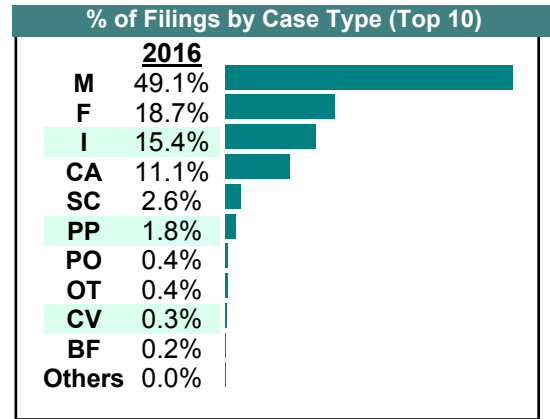
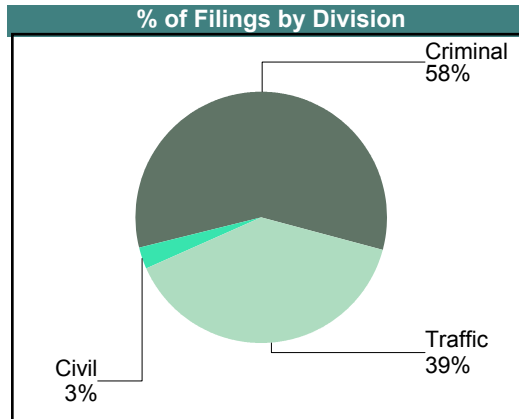
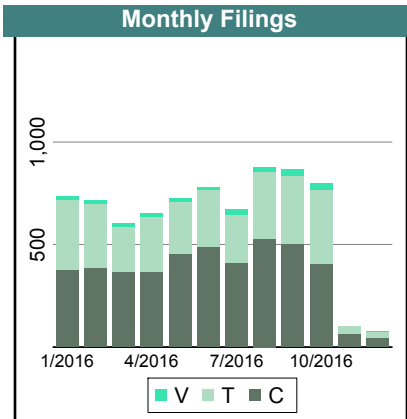
CASELOAD STATISTICS OF THE GENERAL DISTRICT COURTS

January 2016 thru December 2016

Richmond-Manch

District: 13
Court ID: 213764

		Filings	Hearings	Transactions	Concluded	Final Judgmt	Def Judgmt	Cont	Waived
<u>Criminal</u>									
Capias	CA	568	1,540	1,540	552	552	-	988	0
Civil Violation	CV	2	2	3	3	2	-	-	1
Felony	F	1,363	4,663	4,703	1,530	1,490	-	3,173	40
Misdemeanor	M	2,363	7,402	7,444	2,742	2,700	-	4,702	42
Show Cause	SC	115	268	268	122	122	-	145	0
Criminal Total		4,411	13,875	13,958	4,949	4,866	-	9,008	83
<u>Traffic</u>									
Capias	CA	277	677	677	278	278	-	399	0
Civil Violation	CV	22	71	71	25	25	-	46	0
Felony	F	58	184	186	61	59	-	125	2
Infraction	I	1,171	1,932	2,180	1,271	1,023	-	909	248
Misdemeanor	M	1,373	3,825	3,829	1,543	1,539	-	2,286	4
Show Cause	SC	84	181	181	78	78	-	103	0
Traffic Total		2,985	6,870	7,124	3,256	3,002	-	3,868	254
<u>Civil</u>									
Admin License	AL	2	1	3	2	-	-	1	2
Bond Forfeiture	BF	12	10	21	11	-	-	10	11
Other	OT	30	7	37	30	-	-	7	30
Protective Order	PO	32	3	38	35	-	-	3	35
Prelim Prot Order	PP	135	120	259	139	-	-	120	139
Show Cause	SC	1	0	2	2	-	-	-	2
Civil Total		212	141	360	219	0	-	141	219
Richmond-Manch Totals		7,608	20,886	21,442	8,424	7,868	0	13,017	556



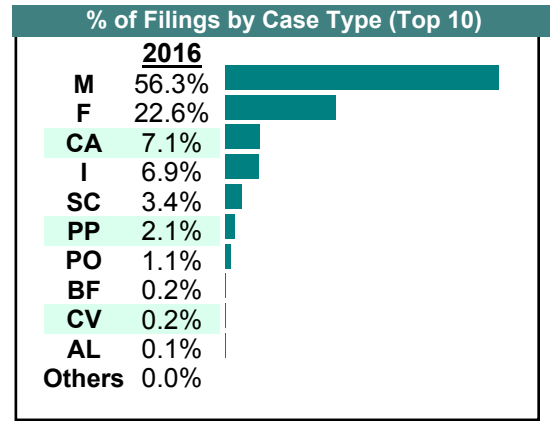
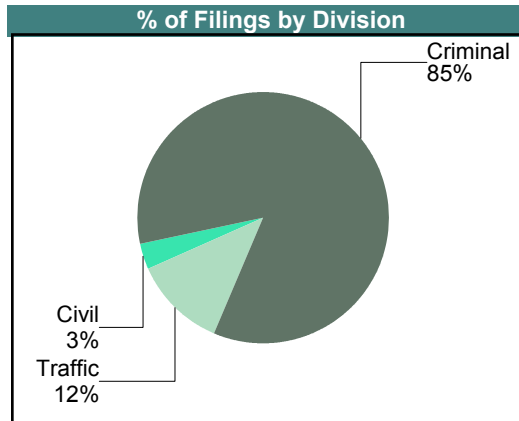
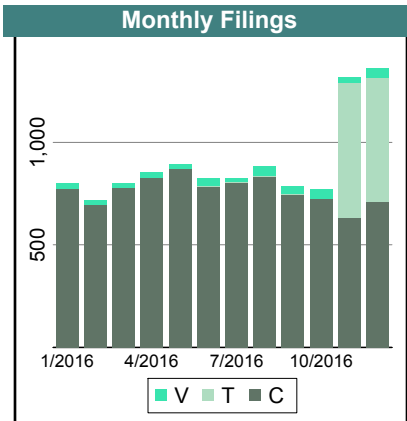
CASELOAD STATISTICS OF THE GENERAL DISTRICT COURTS

January 2016 thru December 2016

Richmond-Marsh

District: 13
Court ID: 213761

		<u>Filings</u>	<u>Hearings</u>	<u>Transactions</u>	<u>Concluded</u>	<u>Final Judgmt</u>	<u>Def Judgmt</u>	<u>Cont</u>	<u>Waived</u>
<u>Criminal</u>									
Capias	CA	745	2,509	2,509	858	858	-	1,651	0
Civil Violation	CV	15	18	20	10	8	-	10	2
Felony	F	2,428	7,270	7,514	2,242	1,998	-	5,271	244
Misdemeanor	M	5,611	17,378	17,461	6,226	6,143	-	11,233	83
Show Cause	SC	366	1,246	1,246	408	408	-	837	0
Criminal Total		9,165	28,421	28,750	9,744	9,415	-	19,002	329
<u>Traffic</u>									
Capias	CA	28	32	32	17	17	-	15	0
Civil Violation	CV	3	5	5	1	1	-	4	0
Felony	F	24	36	37	5	4	-	32	1
Infraction	I	750	662	825	521	358	-	299	163
Misdemeanor	M	486	623	623	208	208	-	414	0
Show Cause	SC	5	5	5	4	4	-	1	0
Traffic Total		1,296	1,363	1,527	756	592	-	765	164
<u>Civil</u>									
Admin License	AL	11	0	11	11	-	-	-	11
Bond Forfeiture	BF	24	40	69	29	-	-	39	29
Other	OT	3	1	3	2	-	-	1	2
Protective Order	PO	115	12	119	107	-	-	12	107
Prelim Prot Order	PP	223	195	423	228	-	-	195	228
Civil Total		376	248	625	377	0	-	247	377
Richmond-Marsh Totals		10,837	30,032	30,902	10,877	10,007	0	20,014	870



Filings by Court & Division

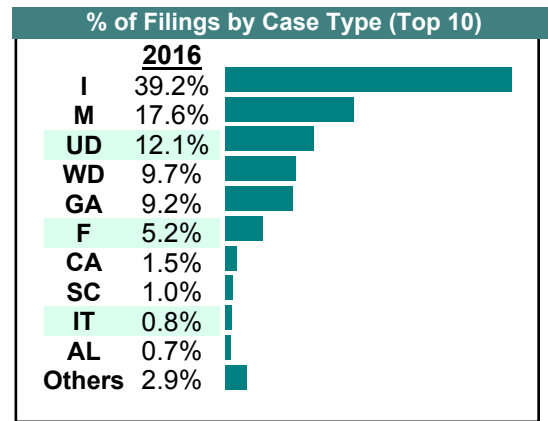
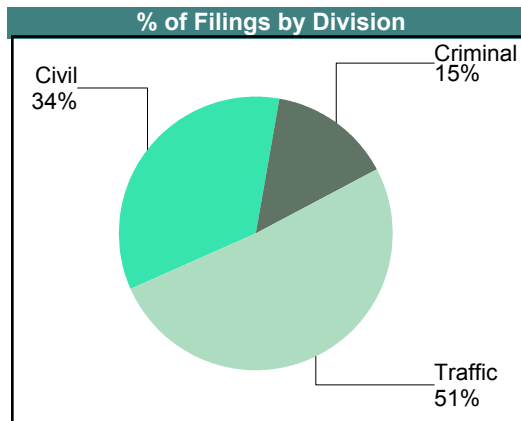
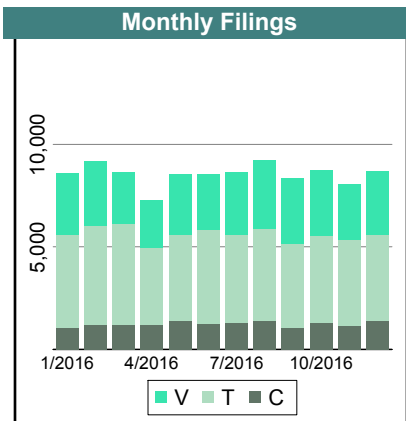
		Richmond-Civil		Richmond-John Marshall		Richmond-Manch		Richmond-Marsh		Total
C	Misdemeanor	-	0%	1,345	14%	2,363	25%	5,611	60%	9,319
	Felony	-	0%	592	14%	1,363	31%	2,428	55%	4,383
	Capias	-	0%	185	12%	568	38%	745	50%	1,498
	Show Cause	-	0%	131	21%	115	19%	366	60%	612
	Civil Violation	-	0%	62	78%	2	3%	15	19%	79
	Total	0	0%	2,315	15%	4,411	28%	9,165	58%	15,891
T	Toll Infraction	-	0%	21,362	100%	-	0%	-	0%	21,362
	Infraction	-	0%	17,863	90%	1,171	6%	750	4%	19,784
	Misdemeanor	-	0%	5,936	76%	1,373	18%	486	6%	7,795
	Other	-	0%	1,185	100%	-	0%	-	0%	1,185
	Capias	-	0%	523	63%	277	33%	28	3%	828
	Show Cause	-	0%	374	81%	84	18%	5	1%	463
	Restricted O/L	-	0%	192	100%	-	0%	-	0%	192
	Felony	-	0%	103	56%	58	31%	24	13%	185
	Civil Violation	-	0%	-	0%	22	88%	3	12%	25
Total	0	0%	47,538	92%	2,985	6%	1,296	3%	51,819	
V	Warrant in Debt	27,747	100%	-	0%	-	0%	-	0%	27,747
	Unlawful Detainer	18,047	100%	-	0%	-	0%	-	0%	18,047
	Garnishment	16,450	100%	-	0%	-	0%	-	0%	16,450
	Other	664	74%	197	22%	30	3%	3	0%	894
	Detinue	611	100%	-	0%	-	0%	-	0%	611
	Show Cause	456	100%	-	0%	1	0%	-	0%	457
	Motion for Judgment	395	100%	-	0%	-	0%	-	0%	395
	Prelim Prot Order	-	0%	22	6%	135	36%	223	59%	380
	Interrogatory	228	100%	-	0%	-	0%	-	0%	228
	Protective Order	-	0%	10	6%	32	20%	115	73%	157
	Abstract	84	100%	-	0%	-	0%	-	0%	84
	Tenants Assertion	80	100%	-	0%	-	0%	-	0%	80
	Bond Forfeiture	-	0%	40	53%	12	16%	24	32%	76
	Counter Claim	60	100%	-	0%	-	0%	-	0%	60
	Interrogatory-Not	54	100%	-	0%	-	0%	-	0%	54
	Admin License	-	0%	-	0%	2	15%	11	85%	13
	Petition-Restore Arms	9	100%	-	0%	-	0%	-	0%	9
	Third Party Claim	6	100%	-	0%	-	0%	-	0%	6
	Capias	2	100%	-	0%	-	0%	-	0%	2
Custody Relief	1	100%	-	0%	-	0%	-	0%	1	
Total	64,894	99%	269	0%	212	0%	376	1%	65,751	
Total	64,894	49%	50,122	38%	7,608	6%	10,837	8%	133,461	

CASELOAD STATISTICS OF THE GENERAL DISTRICT COURTS

January 2016 thru December 2016

Henrico
District: **14**
Court ID: **214087**

		Filings	Hearings	Transactions	Concluded	Final Judgmt	Def Judgmt	Cont	Waived
<u>Criminal</u>									
Capias	CA	1,040	3,296	3,296	1,060	1,060	-	2,236	0
Civil Violation	CV	150	545	545	148	148	-	397	0
Felony	F	5,121	16,028	16,031	4,644	4,641	-	11,387	3
Misdemeanor	M	7,741	21,654	21,863	7,459	7,250	-	14,404	209
Show Cause	SC	941	1,816	1,816	930	930	-	886	0
Criminal Total		14,993	43,339	43,551	14,241	14,029	-	29,310	212
<u>Traffic</u>									
Capias	CA	547	1,909	1,909	644	644	-	1,265	0
Civil Violation	CV	1	1	1	1	1	-	-	0
Felony	F	181	594	594	178	178	-	416	0
Infraction	I	40,205	38,565	52,350	40,314	26,529	-	12,036	13,785
Toll Infraction	IT	833	1,087	1,087	868	868	-	219	0
Misdemeanor	M	10,312	19,670	19,672	10,306	10,304	-	9,366	2
Other	O	21	23	23	21	21	-	2	0
Restricted O/L	RL	141	140	142	141	139	-	1	2
Show Cause	SC	70	144	144	74	74	-	70	0
Traffic Total		52,311	62,133	75,922	52,547	38,758	-	23,375	13,789
<u>Civil</u>									
Abstract	AJ	98	0	98	98	-	-	-	98
Admin License	AL	745	476	1,215	739	-	-	476	739
Bond Forfeiture	BF	153	132	265	163	30	-	102	133
Detinue	DT	597	440	765	602	25	252	163	325
Garnishment	GA	9,459	1,851	11,297	9,446	-	-	1,850	9,446
Impoundment	IM	134	0	135	135	-	-	-	135
Interrogatory	IN	359	331	698	367	-	-	331	367
Motion for Judgment	MJ	163	241	379	162	18	6	217	138
Overweight	OC	3	0	5	5	-	-	-	5
Other	OT	161	91	219	155	16	11	64	128
Protective Order	PO	380	190	553	363	-	-	190	363
Prelim Prot Order	PP	542	4	545	541	-	-	4	541
Petition-Restore Arms	PR	7	4	11	7	-	-	4	7
Restricted O/L	RL	1	0	1	1	-	-	-	1
Tenants Assertion	TA	29	39	63	27	2	1	36	24
Unlawful Detainer	UD	12,414	8,598	13,627	12,465	1,431	6,005	1,162	5,029
Warrant in Debt	WD	9,955	10,620	14,433	10,595	1,000	5,782	3,838	3,813
Civil Total		35,200	23,017	44,309	35,871	2,522	12,057	8,437	21,292
Henrico Totals		102,504	128,489	163,782	102,659	55,309	12,057	61,122	35,293



Filings by Court & Division

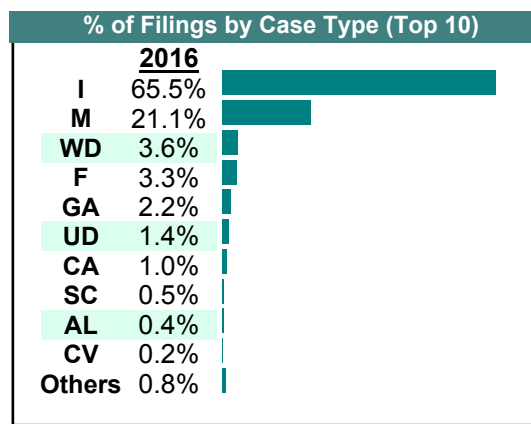
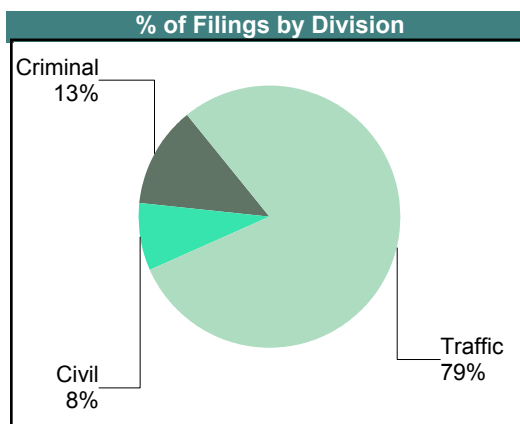
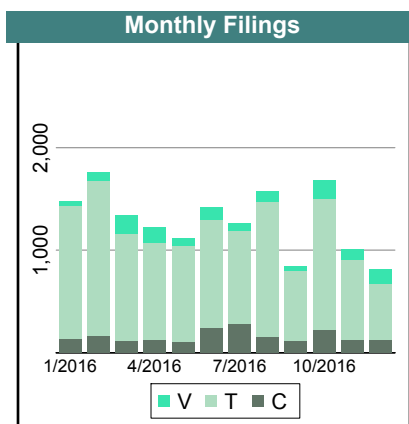
		<u>Henrico</u>	
C	Misdemeanor	7,741	7.6%
	Felony	5,121	5.0%
	Capias	1,040	1.0%
	Show Cause	941	0.9%
	Civil Violation	150	0.1%
	Total	14,993	15%
T	Infraction	40,205	39.2%
	Misdemeanor	10,312	10.1%
	Toll Infraction	833	0.8%
	Capias	547	0.5%
	Felony	181	0.2%
	Restricted O/L	141	0.1%
	Show Cause	70	0.1%
	Other	21	0.0%
	Civil Violation	1	0.0%
	Total	52,311	51%
V	Unlawful Detainer	12,414	12.1%
	Warrant in Debt	9,955	9.7%
	Garnishment	9,459	9.2%
	Admin License	745	0.7%
	Detinue	597	0.6%
	Prelim Prot Order	542	0.5%
	Protective Order	380	0.4%
	Interrogatory	359	0.4%
	Motion for Judgment	163	0.2%
	Other	161	0.2%
	Bond Forfeiture	153	0.1%
	Impoundment	134	0.1%
	Abstract	98	0.1%
	Tenants Assertion	29	0.0%
	Petition-Restore Arms	7	0.0%
	Overweight	3	0.0%
	Restricted O/L	1	0.0%
Total	35,200	34%	
Total	102,504	100%	

CASELOAD STATISTICS OF THE GENERAL DISTRICT COURTS

January 2016 thru December 2016

Caroline
District: 15
Court ID: 215033

		Filings	Hearings	Transactions	Concluded	Final Judgmt	Def Judgmt	Cont	Waived
<u>Criminal</u>									
Capias	CA	82	299	299	102	102	-	197	0
Civil Violation	CV	32	89	89	35	35	-	54	0
Felony	F	496	1,634	1,636	485	483	-	1,151	2
Misdemeanor	M	1,295	2,756	2,800	1,283	1,239	-	1,517	44
Show Cause	SC	42	96	96	44	44	-	52	0
Criminal Total		1,947	4,874	4,920	1,949	1,903	-	2,971	46
<u>Traffic</u>									
Capias	CA	73	394	394	139	139	-	255	0
Civil Violation	CV	0	1	1	0	-	-	1	0
Felony	F	22	76	76	20	20	-	56	0
Infraction	I	10,176	7,107	12,747	10,229	4,589	-	2,517	5,640
Misdemeanor	M	1,983	4,230	4,457	2,055	1,828	-	2,402	227
Show Cause	SC	24	50	50	26	26	-	24	0
Traffic Total		12,278	11,858	17,725	12,469	6,602	-	5,255	5,867
<u>Civil</u>									
Abstract	AJ	13	3	13	13	3	-	-	10
Admin License	AL	65	0	65	65	-	-	-	65
Bond Forfeiture	BF	1	1	3	2	-	-	1	2
Counter Claim	CC	1	0	1	1	-	-	-	1
Garnishment	GA	336	56	392	336	-	-	56	336
Impoundment	IM	30	0	30	30	-	-	-	30
Interrogatory	IN	16	9	25	16	-	-	9	16
Other	OT	15	15	16	14	5	8	2	1
Protective Order	PO	22	1	23	22	-	-	1	22
Prelim Prot Order	PP	21	5	26	21	-	-	5	21
Show Cause	SC	8	3	10	7	-	-	3	7
Unlawful Detainer	UD	223	194	283	225	72	64	58	89
Warrant in Debt	WD	553	590	773	545	63	299	228	183
Civil Total		1,304	877	1,660	1,297	143	371	363	783
Caroline Totals		15,529	17,609	24,305	15,715	8,648	371	8,589	6,696

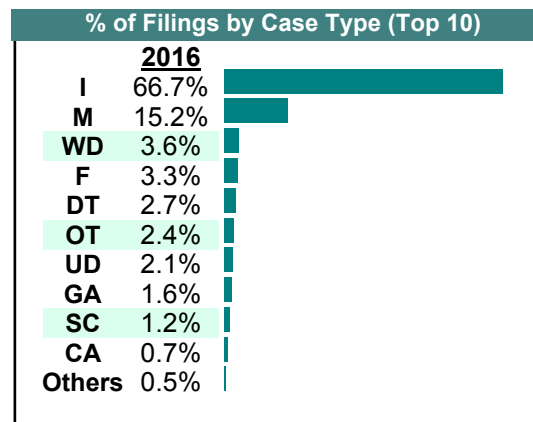
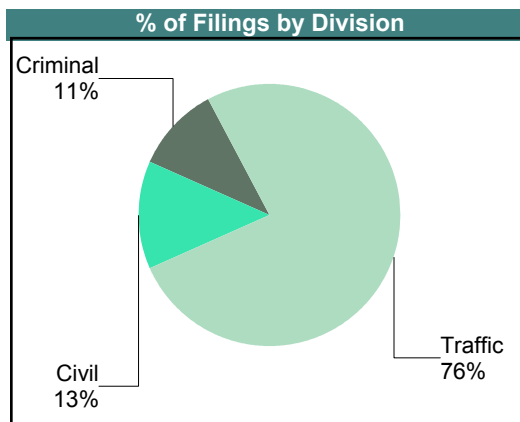
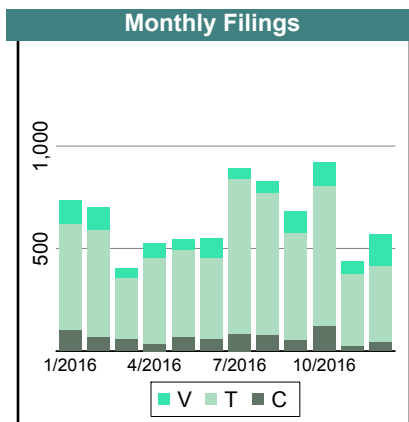


CASELOAD STATISTICS OF THE GENERAL DISTRICT COURTS

January 2016 thru December 2016

Essex
District: **15**
Court ID: **215057**

		Filings	Hearings	Transactions	Concluded	Final Judgmt	Def Judgmt	Cont	Waived
<u>Criminal</u>									
Capias	CA	37	89	89	36	36	-	53	0
Civil Violation	CV	14	27	30	14	11	-	16	3
Felony	F	247	545	597	252	200	-	343	52
Misdemeanor	M	482	1,135	1,187	497	445	-	690	52
Show Cause	SC	42	125	125	39	39	-	86	0
Criminal Total		822	1,921	2,028	838	731	-	1,188	107
<u>Traffic</u>									
Capias	CA	18	51	51	21	21	-	30	0
Civil Violation	CV	2	2	2	2	2	-	-	0
Felony	F	11	37	38	14	13	-	24	1
Infraction	I	5,201	2,837	5,958	5,271	2,150	-	687	3,121
Misdemeanor	M	702	1,305	1,356	731	680	-	625	51
Show Cause	SC	9	23	23	10	10	-	13	0
Traffic Total		5,943	4,255	7,428	6,049	2,876	-	1,379	3,173
<u>Civil</u>									
Abstract	AJ	1	0	1	1	-	-	-	1
Capias	CA	2	1	13	12	-	-	1	12
Detinue	DT	213	196	307	206	2	93	101	111
Garnishment	GA	128	7	134	127	-	-	7	127
Impoundment	IM	2	0	2	2	-	-	-	2
Interrogatory	IN	2	0	4	4	-	-	-	4
Overweight	OC	2	0	2	2	-	-	-	2
Other	OT	185	67	261	196	-	2	65	194
Prelim Prot Order	PP	14	8	18	10	-	-	5	10
Show Cause	SC	46	4	68	64	-	-	4	64
Unlawful Detainer	UD	160	126	207	158	33	44	49	81
Warrant in Debt	WD	277	287	393	277	33	138	116	106
Civil Total		1,032	696	1,410	1,059	68	277	348	714
Essex Totals		7,797	6,872	10,866	7,946	3,675	277	2,915	3,994



CASELOAD STATISTICS OF THE GENERAL DISTRICT COURTS

January 2016 thru December 2016

Fredericksburg

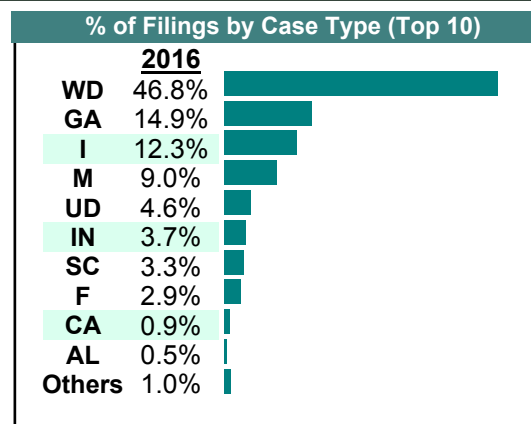
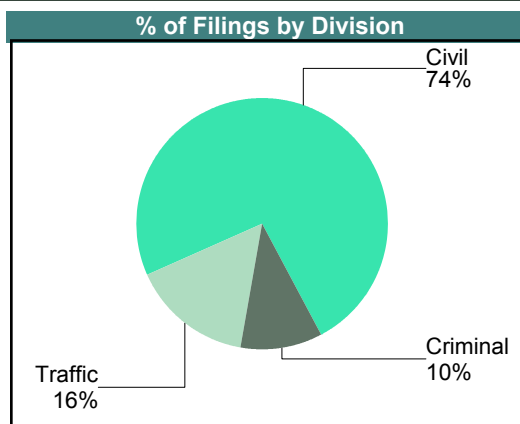
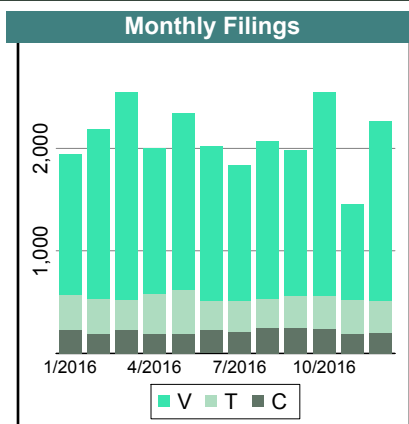
District: 15
Court ID: 215630

		Filings	Hearings	Transactions	Concluded	Final Judgmt	Def Judgmt	Cont	Waived
<u>Criminal</u>									
Capias	CA	160	510	510	142	142	-	368	0
Civil Violation	CV	37	107	107	40	40	-	67	0
Felony	F	711	2,166	2,169	730	727	-	1,439	3
Misdemeanor	M	1,534	3,924	3,997	1,533	1,460	-	2,464	73
Show Cause	SC	194	588	588	171	171	-	417	0
Criminal Total		2,636	7,295	7,371	2,616	2,540	-	4,755	76

		Filings	Hearings	Transactions	Concluded	Final Judgmt	Def Judgmt	Cont	Waived
<u>Traffic</u>									
Capias	CA	48	166	166	53	53	-	113	0
Felony	F	7	13	13	7	7	-	6	0
Infraction	I	3,104	2,382	3,954	3,138	1,566	-	816	1,572
Misdemeanor	M	735	1,523	1,531	722	714	-	809	8
Other	O	1	2	2	1	1	-	1	0
Restricted O/L	RL	1	1	1	1	1	-	-	0
Show Cause	SC	24	85	85	28	28	-	57	0
Traffic Total		3,920	4,172	5,752	3,950	2,370	-	1,802	1,580

		Filings	Hearings	Transactions	Concluded	Final Judgmt	Def Judgmt	Cont	Waived
<u>Civil</u>									
Admin License	AL	127	0	127	127	-	-	-	127
Bond Forfeiture	BF	11	10	18	10	-	2	8	8
Capias	CA	7	2	9	7	-	-	2	7
Detinue	DT	89	64	119	90	-	35	29	55
Garnishment	GA	3,747	685	4,422	3,737	-	-	684	3,737
Impoundment	IM	31	1	31	30	-	-	-	30
Interrogatory	IN	938	1,106	2,021	915	-	-	1,106	915
Other	OT	18	2	20	18	-	-	2	18
Protective Order	PO	22	9	23	22	8	-	1	14
Prelim Prot Order	PP	53	39	88	51	2	-	37	49
Show Cause	SC	622	57	680	625	-	2	55	623
Unlawful Detainer	UD	1,156	934	1,514	1,140	240	320	374	580
Warrant in Debt	WD	11,787	10,691	14,469	11,786	658	7,350	2,682	3,778
Civil Total		18,608	13,600	23,541	18,558	908	7,709	4,980	9,941

Fredericksburg Totals		25,164	25,067	36,664	25,124	5,818	7,709	11,537	11,597
------------------------------	--	---------------	---------------	---------------	---------------	--------------	--------------	---------------	---------------

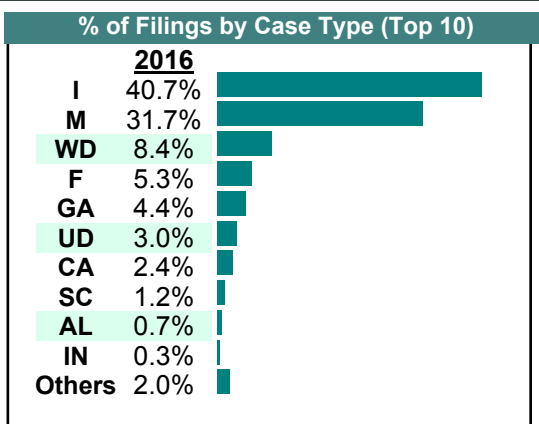
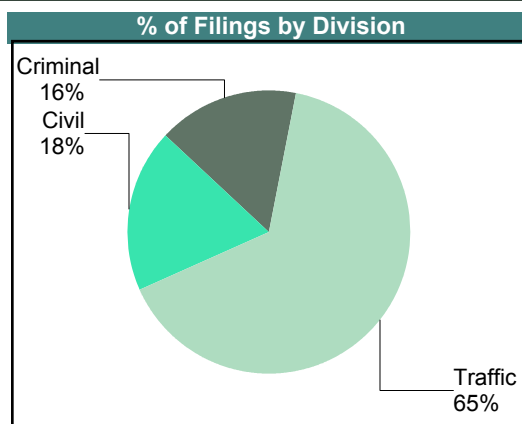
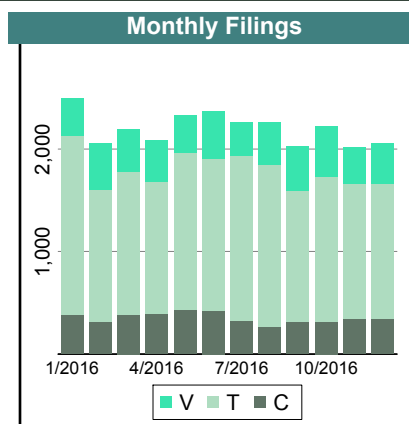


CASELOAD STATISTICS OF THE GENERAL DISTRICT COURTS

January 2016 thru December 2016

Hanover
District: 15
Court ID: 215085

		Filings	Hearings	Transactions	Concluded	Final Judgmt	Def Judgmt	Cont	Waived
<u>Criminal</u>									
Capias	CA	376	1,096	1,096	416	416	-	680	0
Civil Violation	CV	55	135	135	56	56	-	79	0
Felony	F	1,343	3,644	4,071	1,240	813	-	2,831	427
Misdemeanor	M	2,288	5,877	5,933	2,196	2,140	-	3,737	56
Show Cause	SC	210	417	417	226	226	-	191	0
Criminal Total		4,272	11,169	11,652	4,134	3,651	-	7,518	483
<u>Traffic</u>									
Capias	CA	242	792	792	274	274	-	518	0
Civil Violation	CV	1	1	1	1	1	-	-	0
Felony	F	60	161	181	55	35	-	126	20
Infraction	I	10,741	8,143	13,136	10,765	5,772	-	2,371	4,993
Misdemeanor	M	6,066	10,590	10,655	6,157	6,092	-	4,498	65
Motion	MO	1	1	1	1	1	-	-	0
Restricted O/L	RL	87	88	88	87	87	-	1	0
Show Cause	SC	27	42	42	30	30	-	12	0
Traffic Total		17,225	19,818	24,896	17,370	12,292	-	7,526	5,078
<u>Civil</u>									
Abstract	AJ	14	0	14	14	-	-	-	14
Admin License	AL	180	0	180	180	-	-	-	180
Bond Forfeiture	BF	55	34	79	52	2	5	26	45
Capias	CA	10	16	27	11	-	-	16	11
Counter Claim	CC	1	0	1	1	-	-	-	1
Custody Relief	CR	1	0	1	1	-	-	-	1
Detinue	DT	58	31	73	57	3	12	16	42
Garnishment	GA	1,152	297	1,452	1,155	-	-	297	1,155
Impoundment	IM	62	0	62	62	-	-	-	62
Interrogatory	IN	88	99	195	96	-	-	99	96
Motion for Judgment	MJ	7	8	11	3	-	-	8	3
Mechanic's Lien	ML	1	2	2	0	-	-	2	0
Overweight	OC	3	2	5	3	-	-	2	3
Other	OT	36	9	42	34	-	1	6	33
Protective Order	PO	52	11	60	49	-	-	10	49
Prelim Prot Order	PP	80	1	81	80	-	-	1	80
Petition-Restore Arms	PR	2	1	3	2	-	-	1	2
Show Cause	SC	68	40	110	71	-	1	39	70
Tenants Assertion	TA	2	3	4	1	-	-	3	1
Unlawful Detainer	UD	791	462	896	777	95	248	119	434
Warrant in Debt	WD	2,203	2,195	3,026	2,220	201	1,188	806	831
Zoning Viol	ZO	6	6	6	2	2	-	4	0
Civil Total		4,872	3,217	6,330	4,871	303	1,455	1,455	3,113
Hanover Totals		26,369	34,204	42,878	26,375	16,246	1,455	16,499	8,674



CASELOAD STATISTICS OF THE GENERAL DISTRICT COURTS

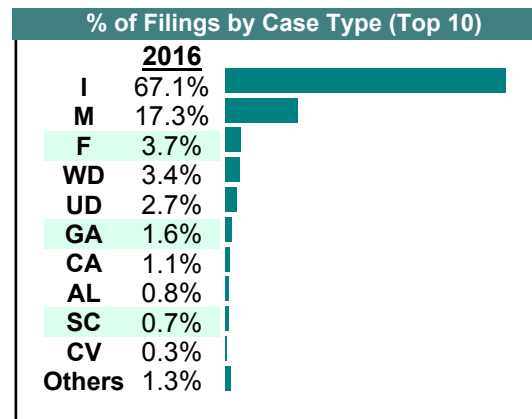
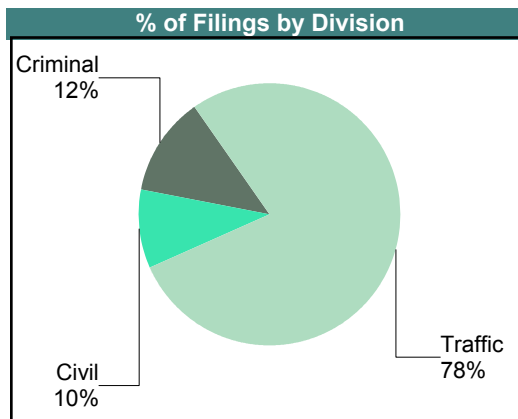
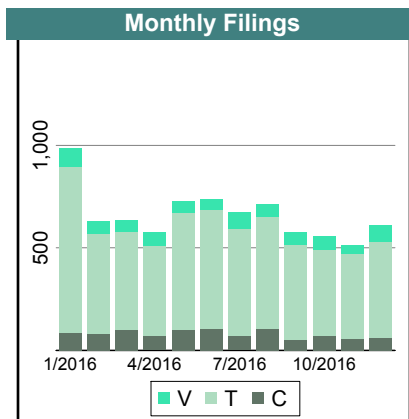
January 2016 thru December 2016

King George

District: 15

Court ID: 215099

		Filings	Hearings	Transactions	Concluded	Final Judgmt	Def Judgmt	Cont	Waived
<u>Criminal</u>									
Capias	CA	63	159	159	74	74	-	85	0
Civil Violation	CV	24	53	53	27	27	-	26	0
Felony	F	283	700	700	284	284	-	416	0
Misdemeanor	M	554	1,230	1,266	579	543	-	687	36
Motion	MO	6	6	6	6	6	-	-	0
Show Cause	SC	44	119	119	56	56	-	63	0
Criminal Total		974	2,267	2,303	1,026	990	-	1,277	36
<u>Traffic</u>									
Capias	CA	23	81	81	37	37	-	44	0
Civil Violation	CV	2	5	5	4	4	-	1	0
Felony	F	12	40	40	18	18	-	22	0
Infraction	I	5,318	3,997	6,563	5,392	2,826	-	1,171	2,566
Misdemeanor	M	817	1,659	1,659	816	816	-	843	0
Show Cause	SC	11	25	25	13	13	-	12	0
Traffic Total		6,183	5,807	8,373	6,280	3,714	-	2,093	2,566
<u>Civil</u>									
Abstract	AJ	12	0	12	12	-	-	-	12
Admin License	AL	62	0	62	62	-	-	-	62
Capias	CA	1	0	1	1	-	-	-	1
Detinue	DT	3	4	8	4	-	-	4	4
Garnishment	GA	126	15	140	125	-	-	15	125
Impoundment	IM	8	0	8	8	-	-	-	8
Interrogatory	IN	7	4	11	7	-	-	4	7
Motion for Judgment	MJ	4	3	6	4	1	-	2	3
Overweight	OC	11	1	12	11	-	-	1	11
Other	OT	9	0	9	9	-	-	-	9
Protective Order	PO	13	0	13	13	-	-	-	13
Prelim Prot Order	PP	26	6	31	25	-	-	6	25
Petition-Restore Arms	PR	1	3	4	1	-	-	3	1
Show Cause	SC	3	2	4	3	-	1	1	2
Unlawful Detainer	UD	214	151	254	218	37	78	36	103
Warrant in Debt	WD	273	305	413	282	43	131	131	108
Civil Total		773	494	988	785	81	210	203	494
King George Totals		7,930	8,568	11,664	8,091	4,785	210	3,573	3,096

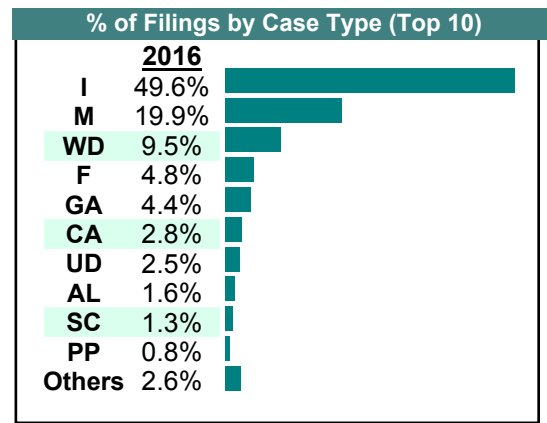
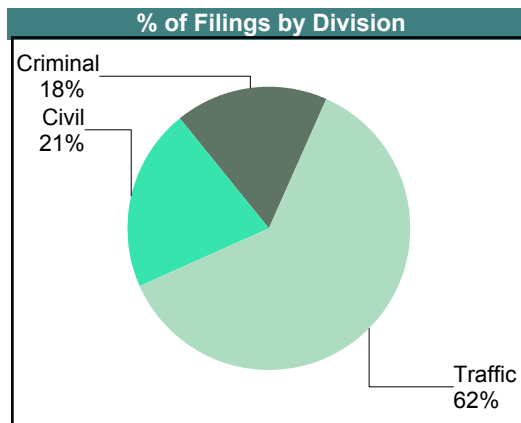
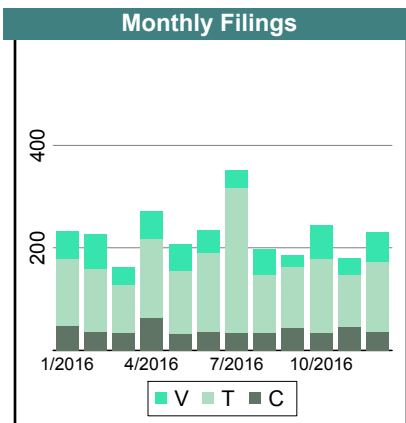


CASELOAD STATISTICS OF THE GENERAL DISTRICT COURTS

January 2016 thru December 2016

Lancaster
District: 15
Court ID: 215103

		<u>Filings</u>	<u>Hearings</u>	<u>Transactions</u>	<u>Concluded</u>	<u>Final Judgmt</u>	<u>Def Judgmt</u>	<u>Cont</u>	<u>Waived</u>
<u>Criminal</u>									
Capias	CA	64	101	101	65	65	-	36	0
Civil Violation	CV	12	8	14	14	8	-	-	6
Felony	F	123	300	330	133	103	-	197	30
Misdemeanor	M	262	596	612	246	230	-	366	16
Show Cause	SC	21	70	70	34	34	-	36	0
Criminal Total		482	1,075	1,127	492	440	-	635	52
<u>Traffic</u>									
Capias	CA	13	36	36	14	14	-	22	0
Civil Violation	CV	7	17	17	6	6	-	11	0
Felony	F	9	26	29	10	7	-	19	3
Infraction	I	1,354	1,021	1,651	1,357	727	-	294	630
Misdemeanor	M	282	694	696	262	260	-	434	2
Restricted O/L	RL	9	10	10	9	9	-	1	0
Show Cause	SC	7	21	21	10	10	-	11	0
Traffic Total		1,681	1,825	2,460	1,668	1,033	-	792	635
<u>Civil</u>									
Abstract	AJ	3	0	3	3	-	-	-	3
Admin License	AL	43	0	43	43	-	-	-	43
Counter Claim	CC	1	3	3	0	-	-	3	0
Detinue	DT	2	3	4	1	-	-	3	1
Garnishment	GA	121	4	127	123	-	-	4	123
Impoundment	IM	1	0	1	1	-	-	-	1
Interrogatory	IN	15	20	33	13	-	-	20	13
Motion for Judgment	MJ	10	9	11	11	3	6	-	2
Other	OT	4	4	6	2	-	-	4	2
Protective Order	PO	8	0	8	8	-	-	-	8
Prelim Prot Order	PP	21	0	21	21	-	-	-	21
Petition-Restore Arms	PR	0	0	1	1	-	-	-	1
Show Cause	SC	8	4	10	6	-	-	4	6
Tenants Assertion	TA	0	2	3	1	-	-	2	1
Unlawful Detainer	UD	68	73	98	63	15	23	35	25
Warrant in Debt	WD	260	268	372	253	28	121	119	104
Civil Total		565	390	744	550	46	150	194	354
Lancaster Totals		2,728	3,290	4,331	2,710	1,519	150	1,621	1,041



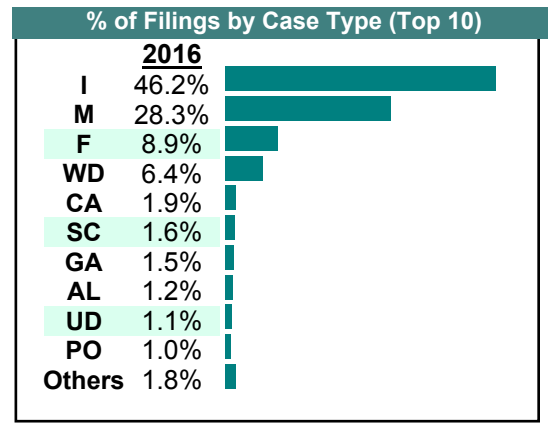
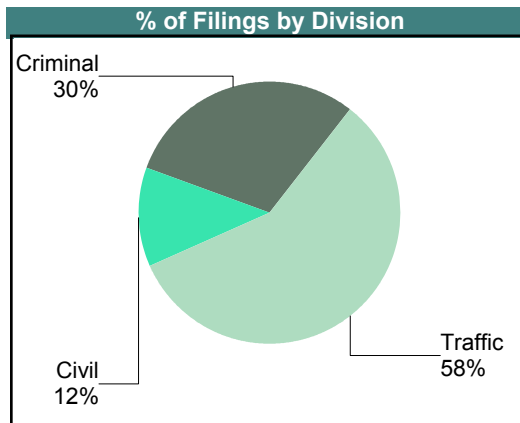
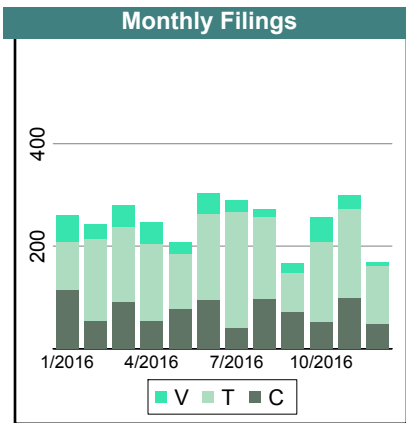
CASELOAD STATISTICS OF THE GENERAL DISTRICT COURTS

January 2016 thru December 2016

Northumberland

District: 15
Court ID: 215133

		Filings	Hearings	Transactions	Concluded	Final Judgmt	Def Judgmt	Cont	Waived
<u>Criminal</u>									
Capias	CA	45	97	97	50	50	-	47	0
Civil Violation	CV	21	45	47	17	15	-	30	2
Felony	F	258	536	543	264	257	-	279	7
Misdemeanor	M	539	1,169	1,204	511	476	-	693	35
Motion	MO	4	5	5	4	4	-	1	0
Show Cause	SC	35	84	84	29	29	-	55	0
Criminal Total		902	1,936	1,980	875	831	-	1,105	44
<u>Traffic</u>									
Capias	CA	11	26	26	10	10	-	16	0
Felony	F	9	26	26	8	8	-	18	0
Infraction	I	1,385	1,130	1,773	1,401	758	-	372	643
Misdemeanor	M	310	710	716	297	291	-	419	6
Motion	MO	3	3	3	3	3	-	-	0
Show Cause	SC	12	24	24	11	11	-	13	0
Traffic Total		1,730	1,919	2,568	1,730	1,081	-	838	649
<u>Civil</u>									
Abstract	AJ	2	0	2	2	-	-	-	2
Admin License	AL	36	8	42	34	-	-	8	34
Detinue	DT	7	11	14	6	-	3	8	3
Garnishment	GA	46	0	47	47	-	-	-	47
Interrogatory	IN	5	6	11	5	-	-	6	5
Protective Order	PO	29	9	38	29	-	-	9	29
Prelim Prot Order	PP	12	0	12	12	-	-	-	12
Unlawful Detainer	UD	34	35	49	34	13	7	15	14
Warrant in Debt	WD	192	263	361	206	34	74	155	98
Civil Total		363	332	576	375	47	84	201	244
Northumberland Totals		2,995	4,187	5,124	2,980	1,959	84	2,144	937



CASELOAD STATISTICS OF THE GENERAL DISTRICT COURTS

January 2016 thru December 2016

Richmond County

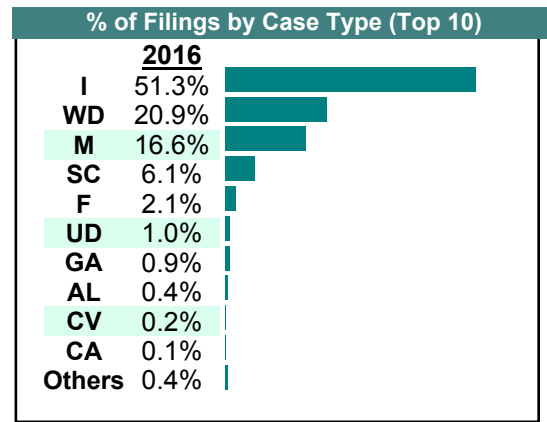
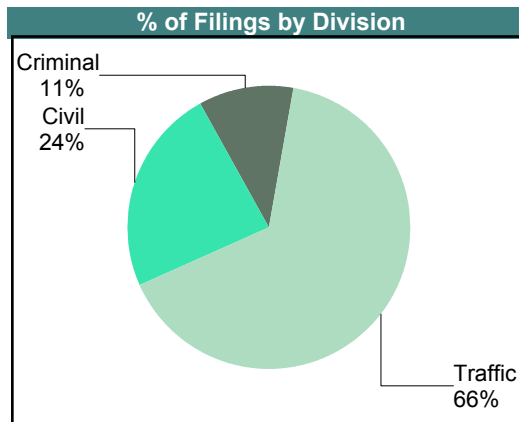
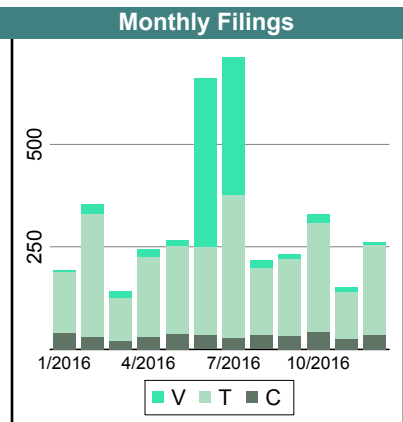
District: 15
Court ID: 215159

		Filings	Hearings	Transactions	Concluded	Final Judgmt	Def Judgmt	Cont	Waived
<u>Criminal</u>									
Capias	CA	4	13	13	5	5	-	8	0
Civil Violation	CV	4	2	5	4	1	-	1	3
Felony	F	69	185	187	77	75	-	110	2
Misdemeanor	M	268	640	668	255	227	-	413	28
Show Cause	SC	59	215	215	62	62	-	153	0
Criminal Total		404	1,055	1,088	403	370	-	685	33

		Filings	Hearings	Transactions	Concluded	Final Judgmt	Def Judgmt	Cont	Waived
<u>Traffic</u>									
Capias	CA	1	4	4	1	1	-	3	0
Civil Violation	CV	4	13	13	4	4	-	9	0
Felony	F	9	25	25	11	11	-	14	0
Infraction	I	1,933	1,392	2,354	1,930	968	-	424	962
Misdemeanor	M	356	718	744	349	323	-	395	26
Restricted O/L	RL	1	1	1	1	1	-	-	0
Show Cause	SC	169	365	365	158	158	-	207	0
Traffic Total		2,473	2,518	3,506	2,454	1,466	-	1,052	988

		Filings	Hearings	Transactions	Concluded	Final Judgmt	Def Judgmt	Cont	Waived
<u>Civil</u>									
Abstract	AJ	1	0	1	1	-	-	-	1
Admin License	AL	16	0	16	16	-	-	-	16
Garnishment	GA	33	1	34	33	-	-	1	33
Impoundment	IM	1	0	1	1	-	-	-	1
Interrogatory	IN	3	3	4	1	-	-	3	1
Motion for Judgment	MJ	0	0	1	1	-	-	-	1
Overweight	OC	1	0	1	1	-	-	-	1
Other	OT	4	0	4	4	-	-	-	4
Protective Order	PO	1	0	1	1	-	-	-	1
Prelim Prot Order	PP	2	0	2	2	-	-	-	2
Petition-Restore Arms	PR	2	1	3	2	-	-	1	2
Unlawful Detainer	UD	37	33	44	36	14	11	8	11
Warrant in Debt	WD	788	232	839	798	13	178	41	607
Civil Total		889	270	951	897	27	189	54	681

Richmond County Totals		3,766	3,843	5,545	3,754	1,863	189	1,791	1,702
-------------------------------	--	--------------	--------------	--------------	--------------	--------------	------------	--------------	--------------



CASELOAD STATISTICS OF THE GENERAL DISTRICT COURTS

January 2016 thru December 2016

Spotsylvania

District: 15

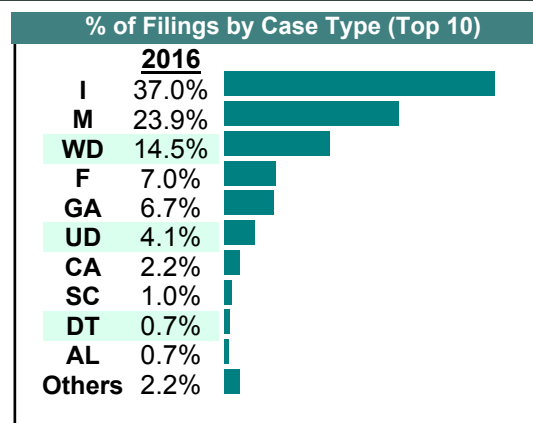
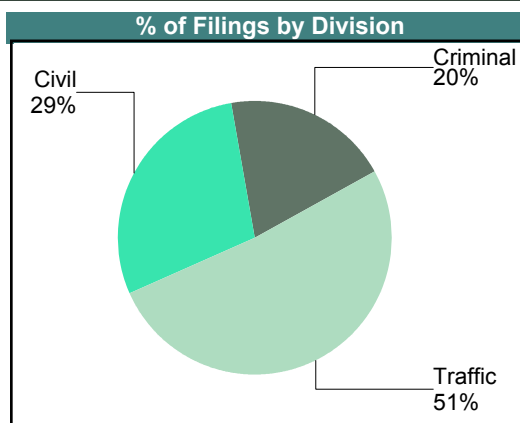
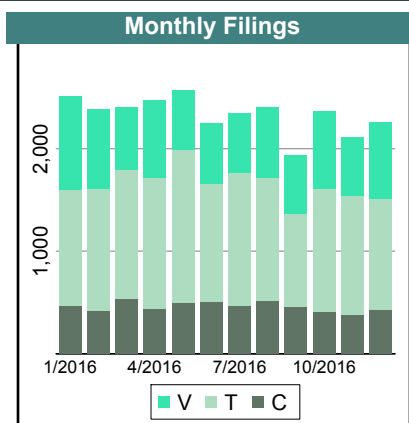
Court ID: 215177

		Filings	Hearings	Transactions	Concluded	Final Judgmt	Def Judgmt	Cont	Waived
<u>Criminal</u>									
Capias	CA	473	1,121	1,121	484	484	-	637	0
Civil Violation	CV	124	307	313	138	132	-	175	6
Felony	F	1,896	5,512	5,513	1,833	1,832	-	3,679	1
Misdemeanor	M	2,938	7,333	7,458	3,002	2,877	-	4,452	125
Show Cause	SC	93	178	178	88	88	-	90	0
Criminal Total		5,524	14,451	14,583	5,545	5,413	-	9,033	132

		Filings	Hearings	Transactions	Concluded	Final Judgmt	Def Judgmt	Cont	Waived
<u>Traffic</u>									
Capias	CA	131	303	303	128	128	-	175	0
Civil Violation	CV	1	4	4	1	1	-	3	0
Felony	F	72	202	202	59	59	-	143	0
Infraction	I	10,354	7,410	12,301	10,426	5,535	-	1,872	4,891
Misdemeanor	M	3,769	7,002	7,122	3,777	3,657	-	3,345	120
Show Cause	SC	36	63	63	36	36	-	27	0
Traffic Total		14,363	14,984	19,995	14,427	9,416	-	5,565	5,011

		Filings	Hearings	Transactions	Concluded	Final Judgmt	Def Judgmt	Cont	Waived
<u>Civil</u>									
Abstract	AJ	46	0	46	46	-	-	-	46
Admin License	AL	189	7	189	182	-	-	-	182
Bond Forfeiture	BF	6	6	10	5	-	1	4	4
Capias	CA	10	8	17	9	-	-	8	9
Detinue	DT	192	142	244	192	11	79	52	102
Garnishment	GA	1,887	416	2,296	1,880	-	-	416	1,880
Impoundment	IM	48	7	49	43	1	-	-	42
Interrogatory	IN	174	187	353	166	-	-	187	166
Other	OT	85	38	94	79	23	-	8	56
Protective Order	PO	29	4	32	29	1	-	3	28
Prelim Prot Order	PP	87	96	178	85	3	-	89	82
Petition-Restore Arms	PR	4	1	5	4	-	-	1	4
Show Cause	SC	154	68	213	151	6	-	62	145
Tenants Assertion	TA	1	2	2	1	1	-	1	0
Unlawful Detainer	UD	1,158	911	1,418	1,158	239	412	259	507
Warrant in Debt	WD	4,049	3,875	5,355	4,000	238	2,282	1,353	1,480
Civil Total		8,119	5,768	10,501	8,030	523	2,774	2,443	4,733

Spotsylvania Totals	Filings	Hearings	Transactions	Concluded	Final Judgmt	Def Judgmt	Cont	Waived
	28,006	35,203	45,079	28,002	15,352	2,774	17,041	9,876



CASELOAD STATISTICS OF THE GENERAL DISTRICT COURTS

January 2016 thru December 2016

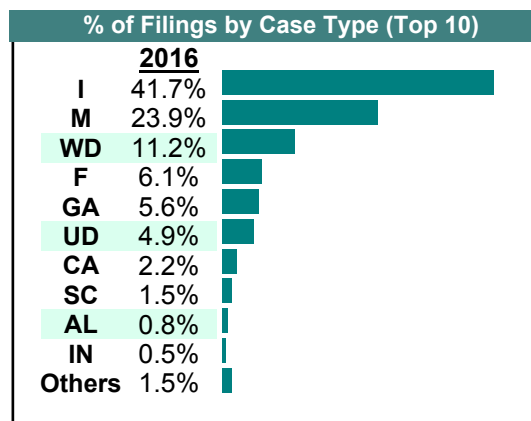
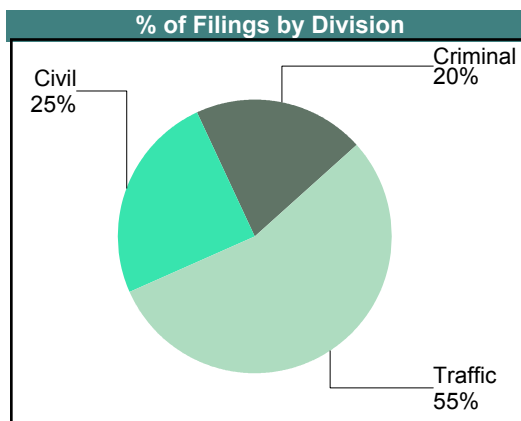
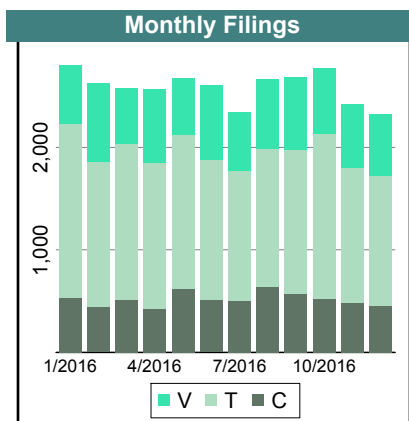
Stafford
District: **15**
Court ID: **215179**

		<u>Filings</u>	<u>Hearings</u>	<u>Transactions</u>	<u>Concluded</u>	<u>Final Judgmt</u>	<u>Def Judgmt</u>	<u>Cont</u>	<u>Waived</u>
<u>Criminal</u>									
Capias	CA	478	1,655	1,655	555	555	-	1,098	0
Civil Violation	CV	69	223	225	76	74	-	149	2
Felony	F	1,856	6,025	6,026	1,778	1,777	-	4,231	1
Misdemeanor	M	3,558	10,056	10,162	3,651	3,545	-	6,495	106
Motion	MO	26	29	29	24	24	-	3	0
Restricted O/L	RL	1	1	1	1	1	-	-	0
Show Cause	SC	257	964	964	241	241	-	717	0
Criminal Total		6,245	18,953	19,062	6,326	6,217	-	12,693	109

<u>Traffic</u>									
Capias	CA	191	599	599	225	225	-	373	0
Civil Violation	CV	4	14	14	5	5	-	9	0
Felony	F	31	118	118	33	33	-	82	0
Infraction	I	12,952	11,163	16,534	12,970	7,599	-	3,531	5,371
Toll Infraction	IT	3	6	6	0	-	-	5	0
Misdemeanor	M	3,855	7,853	7,863	3,895	3,885	-	3,944	10
Motion	MO	4	4	4	3	3	-	-	0
Other	O	10	11	11	10	10	-	1	0
Restricted O/L	RL	2	2	2	2	2	-	-	0
Show Cause	SC	53	103	103	51	51	-	51	0
Traffic Total		17,105	19,873	25,254	17,194	11,813	-	7,996	5,381

<u>Civil</u>									
Abstract	AJ	40	1	40	40	1	-	-	39
Admin License	AL	260	2	260	258	-	-	-	258
Bond Forfeiture	BF	6	3	6	3	-	-	3	3
Capias	CA	6	12	15	3	-	-	11	3
Detinue	DT	37	46	68	37	3	12	31	22
Garnishment	GA	1,741	511	2,217	1,706	-	-	465	1,706
Impoundment	IM	7	3	7	6	2	-	-	4
Interrogatory	IN	169	247	424	177	-	-	242	177
Overweight	OC	2	0	2	2	-	-	-	2
Other	OT	28	22	44	26	3	1	17	22
Protective Order	PO	103	44	138	94	-	-	38	94
Prelim Prot Order	PP	125	15	137	122	-	-	11	122
Restricted O/L	RL	1	0	1	1	-	-	-	1
Show Cause	SC	169	91	253	166	2	2	73	162
Tenants Assertion	TA	6	12	14	7	5	-	7	2
Unlawful Detainer	UD	1,515	1,130	1,794	1,515	238	613	270	664
Warrant in Debt	WD	3,461	3,660	4,880	3,416	341	1,855	1,383	1,220
Civil Total		7,676	5,799	10,300	7,579	595	2,483	2,551	4,501

Stafford Totals		31,026	44,625	54,616	31,099	18,625	2,483	23,240	9,991
------------------------	--	---------------	---------------	---------------	---------------	---------------	--------------	---------------	--------------



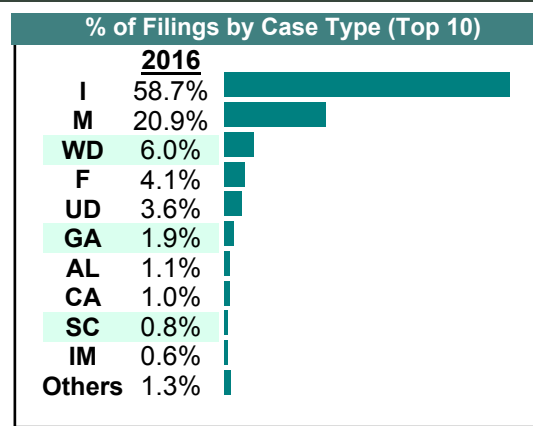
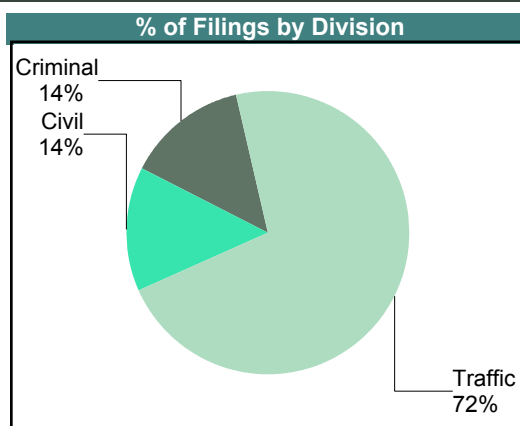
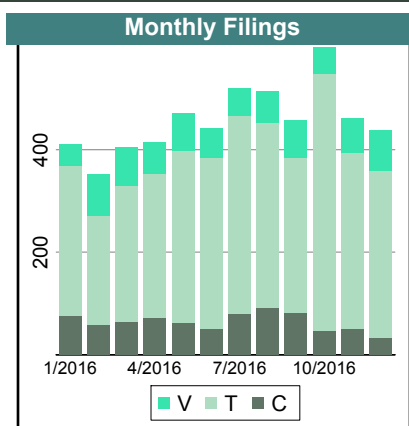
CASELOAD STATISTICS OF THE GENERAL DISTRICT COURTS

January 2016 thru December 2016

Westmoreland

District: 15
Court ID: 215193

		Filings	Hearings	Transactions	Concluded	Final Judgmt	Def Judgmt	Cont	Waived
<u>Criminal</u>									
Capias	CA	31	76	76	33	33	-	43	0
Civil Violation	CV	13	9	17	16	8	-	1	8
Felony	F	214	595	597	314	312	-	283	2
Misdemeanor	M	491	980	1,080	498	398	-	579	100
Show Cause	SC	23	59	59	25	25	-	34	0
Criminal Total		772	1,719	1,829	886	776	-	940	110
<u>Traffic</u>									
Capias	CA	25	59	59	25	25	-	34	0
Civil Violation	CV	11	34	34	8	8	-	26	0
Felony	F	13	48	48	14	14	-	34	0
Infraction	I	3,219	2,477	3,942	3,204	1,739	-	736	1,465
Misdemeanor	M	653	1,441	1,460	647	628	-	813	19
Show Cause	SC	18	62	62	32	32	-	30	0
Traffic Total		3,939	4,121	5,605	3,930	2,446	-	1,673	1,484
<u>Civil</u>									
Abstract	AJ	1	0	1	1	-	-	-	1
Admin License	AL	58	3	58	55	-	-	-	55
Detinue	DT	5	3	6	5	1	1	1	3
Garnishment	GA	103	7	108	101	-	-	7	101
Impoundment	IM	35	13	35	22	-	-	-	22
Interrogatory	IN	3	2	5	3	-	-	2	3
Other	OT	10	3	10	7	-	-	-	7
Protective Order	PO	19	19	31	16	4	-	11	12
Restricted O/L	RL	4	3	4	1	-	-	-	1
Show Cause	SC	2	0	2	2	-	-	-	2
Tenants Assertion	TA	3	3	5	3	1	-	2	2
Unlawful Detainer	UD	200	203	249	202	55	101	47	46
Warrant in Debt	WD	331	318	447	343	32	182	104	129
Civil Total		774	577	961	761	93	284	174	384
Westmoreland Totals		5,485	6,417	8,395	5,577	3,315	284	2,787	1,978



Filings by Court & Division

	Caroline	Essex	Frederick sburg	Hanover	King George	Lancaster	Northum berland	Richmond County	Spotsylva nia	Stafford	Westmore land	Total	
C	Misdemeanor	1,295 9%	482 3%	1,534 11%	2,288 16%	554 4%	262 2%	539 4%	268 2%	2,938 21%	3,558 25%	491 3%	14,209
	Felony	496 7%	247 3%	711 9%	1,343 18%	283 4%	123 2%	258 3%	69 1%	1,896 25%	1,856 25%	214 3%	7,496
	Capias	82 5%	37 2%	160 9%	376 21%	63 3%	64 4%	45 2%	4 0%	473 26%	478 26%	31 2%	1,813
	Show Cause	42 4%	42 4%	194 19%	210 21%	44 4%	21 2%	35 3%	59 6%	93 9%	257 25%	23 2%	1,020
	Civil Violation	32 8%	14 3%	37 9%	55 14%	24 6%	12 3%	21 5%	4 1%	124 31%	69 17%	13 3%	405
	Motion	- 0%	- 0%	- 0%	- 0%	6 17%	- 0%	4 11%	- 0%	- 0%	26 72%	- 0%	36
	Restricted O/L	- 0%	- 0%	- 0%	- 0%	- 0%	- 0%	- 0%	- 0%	- 0%	1 100%	- 0%	1
	Total	1,947 8%	822 3%	2,636 11%	4,272 17%	974 4%	482 2%	902 4%	404 2%	5,524 22%	6,245 25%	772 3%	24,980
T	Infraction	10,176 15%	5,201 8%	3,104 5%	10,741 16%	5,318 8%	1,354 2%	1,385 2%	1,933 3%	10,354 16%	12,952 20%	3,219 5%	65,737
	Misdemeanor	1,983 10%	702 4%	735 4%	6,066 31%	817 4%	282 1%	310 2%	356 2%	3,769 19%	3,855 20%	653 3%	19,528
	Capias	73 9%	18 2%	48 6%	242 31%	23 3%	13 2%	11 1%	1 0%	131 17%	191 25%	25 3%	776
	Show Cause	24 6%	9 2%	24 6%	27 7%	11 3%	7 2%	12 3%	169 43%	36 9%	53 14%	18 5%	390
	Felony	22 9%	11 4%	7 3%	60 24%	12 5%	9 4%	9 4%	9 4%	72 28%	31 12%	13 5%	255
	Restricted O/L	- 0%	- 0%	1 1%	87 87%	- 0%	9 9%	- 0%	1 1%	- 0%	2 2%	- 0%	100
	Civil Violation	- 0%	2 6%	- 0%	1 3%	2 6%	7 22%	- 0%	4 13%	1 3%	4 13%	11 34%	32
	Other	- 0%	- 0%	1 9%	- 0%	- 0%	- 0%	- 0%	- 0%	- 0%	10 91%	- 0%	11
	Motion	- 0%	- 0%	- 0%	1 13%	- 0%	- 0%	3 38%	- 0%	- 0%	4 50%	- 0%	8
	Toll Infraction	- 0%	- 0%	- 0%	- 0%	- 0%	- 0%	- 0%	- 0%	- 0%	3 100%	- 0%	3
Total	12,278 14%	5,943 7%	3,920 5%	17,225 20%	6,183 7%	1,681 2%	1,730 2%	2,473 3%	14,363 17%	17,105 20%	3,939 5%	86,840	
V	Warrant in Debt	553 2%	277 1%	11,787 49%	2,203 9%	273 1%	260 1%	192 1%	788 3%	4,049 17%	3,461 14%	331 1%	24,174
	Garnishment	336 4%	128 1%	3,747 40%	1,152 12%	126 1%	121 1%	46 0%	33 0%	1,887 20%	1,741 18%	103 1%	9,420
	Unlawful Detainer	223 4%	160 3%	1,156 21%	791 14%	214 4%	68 1%	34 1%	37 1%	1,158 21%	1,515 27%	200 4%	5,556

	Caroline	Essex	Frederick sburg	Hanover	King George	Lancaster	Northum berland	Richmond County	Spotsylva nia	Stafford	Westmore land	Total
V Interrogatory	16 1%	2 0%	938 66%	88 6%	7 0%	15 1%	5 0%	3 0%	174 12%	169 12%	3 0%	1,420
Show Cause	8 1%	46 4%	622 58%	68 6%	3 0%	8 1%	- 0%	- 0%	154 14%	169 16%	2 0%	1,080
Admin License	65 6%	- 0%	127 12%	180 17%	62 6%	43 4%	36 3%	16 2%	189 18%	260 25%	58 6%	1,036
Detinue	- 0%	213 35%	89 15%	58 10%	3 0%	2 0%	7 1%	- 0%	192 32%	37 6%	5 1%	606
Prelim Prot Order	21 5%	14 3%	53 12%	80 18%	26 6%	21 5%	12 3%	2 0%	87 20%	125 28%	- 0%	441
Other	15 4%	185 47%	18 5%	36 9%	9 2%	4 1%	- 0%	4 1%	85 22%	28 7%	10 3%	394
Protective Order	22 7%	- 0%	22 7%	52 17%	13 4%	8 3%	29 10%	1 0%	29 10%	103 35%	19 6%	298
Impoundment	30 13%	2 1%	31 14%	62 28%	8 4%	1 0%	- 0%	1 0%	48 21%	7 3%	35 16%	225
Abstract	13 10%	1 1%	- 0%	14 11%	12 9%	3 2%	2 2%	1 1%	46 35%	40 30%	1 1%	133
Bond Forfeiture	1 1%	- 0%	11 14%	55 70%	- 0%	- 0%	- 0%	- 0%	6 8%	6 8%	- 0%	79
Capias	- 0%	2 6%	7 19%	10 28%	1 3%	- 0%	- 0%	- 0%	10 28%	6 17%	- 0%	36
Motion for Judgment	- 0%	- 0%	- 0%	7 33%	4 19%	10 48%	- 0%	- 0%	- 0%	- 0%	- 0%	21
Overweight	- 0%	2 11%	- 0%	3 16%	11 58%	- 0%	- 0%	1 5%	- 0%	2 11%	- 0%	19
Tenants Assertion	- 0%	- 0%	- 0%	2 17%	- 0%	- 0%	- 0%	- 0%	1 8%	6 50%	3 25%	12
Petition-Restore Arms	- 0%	- 0%	- 0%	2 22%	1 11%	- 0%	- 0%	2 22%	4 44%	- 0%	- 0%	9
Zoning Viol	- 0%	- 0%	- 0%	6 100%	- 0%	- 0%	- 0%	- 0%	- 0%	- 0%	- 0%	6
Restricted O/L	- 0%	- 0%	- 0%	- 0%	- 0%	- 0%	- 0%	- 0%	- 0%	1 20%	4 80%	5
Counter Claim	1 33%	- 0%	- 0%	1 33%	- 0%	1 33%	- 0%	- 0%	- 0%	- 0%	- 0%	3
Custody Relief	- 0%	- 0%	- 0%	1 100%	- 0%	- 0%	- 0%	- 0%	- 0%	- 0%	- 0%	1
Mechanic's Lien	- 0%	- 0%	- 0%	1 100%	- 0%	- 0%	- 0%	- 0%	- 0%	- 0%	- 0%	1
Total	1,304 3%	1,032 2%	18,608 41%	4,872 11%	773 2%	565 1%	363 1%	889 2%	8,119 18%	7,676 17%	774 2%	44,975
Total	15,529 10%	7,797 5%	25,164 16%	26,369 17%	7,930 5%	2,728 2%	2,995 2%	3,766 2%	28,006 18%	31,026 20%	5,485 3%	156,795

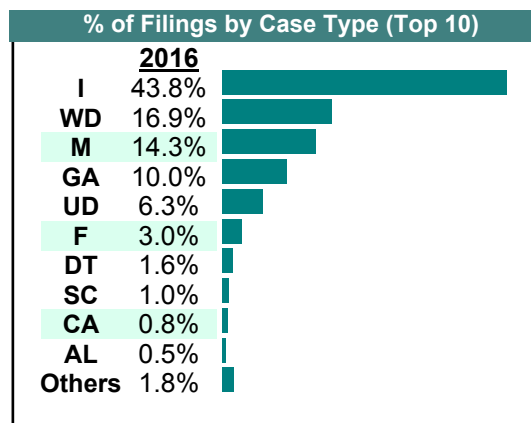
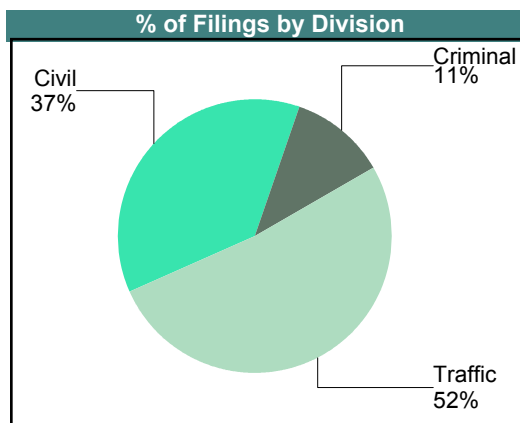
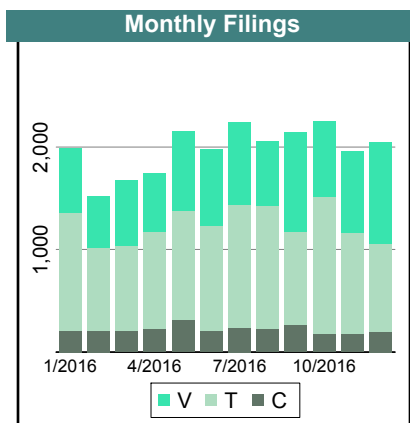
CASELOAD STATISTICS OF THE GENERAL DISTRICT COURTS

January 2016 thru December 2016

Albemarle

District: 16
Court ID: 216003

		<u>Filings</u>	<u>Hearings</u>	<u>Transactions</u>	<u>Concluded</u>	<u>Final Judgmt</u>	<u>Def Judgmt</u>	<u>Cont</u>	<u>Waived</u>
<u>Criminal</u>									
Capias	CA	123	308	308	124	124	-	184	0
Civil Violation	CV	34	89	89	40	40	-	49	0
Felony	F	671	1,545	1,810	642	377	-	1,168	265
Misdemeanor	M	1,648	3,580	3,709	1,703	1,574	-	2,006	129
Show Cause	SC	203	375	375	192	192	-	182	0
Criminal Total		2,679	5,897	6,291	2,701	2,307	-	3,589	394
<u>Traffic</u>									
Capias	CA	67	187	187	81	81	-	106	0
Felony	F	52	112	130	49	31	-	81	18
Infraction	I	10,400	5,799	11,882	10,426	4,343	-	1,456	6,083
Misdemeanor	M	1,761	3,265	3,273	1,806	1,798	-	1,466	8
Show Cause	SC	24	41	41	26	26	-	15	0
Traffic Total		12,304	9,404	15,513	12,388	6,279	-	3,124	6,109
<u>Civil</u>									
Abstract	AJ	105	0	105	105	-	-	-	105
Admin License	AL	129	5	134	129	-	-	4	129
Counter Claim	CC	8	7	15	9	1	-	6	8
Custody Relief	CR	1	1	1	1	-	1	-	0
Detinue	DT	384	380	594	397	10	173	197	214
Garnishment	GA	2,368	67	2,424	2,357	-	-	63	2,357
Interrogatory	IN	90	148	249	101	-	-	147	101
Other	OT	71	13	82	70	-	1	12	69
Protective Order	PO	14	1	14	13	-	-	1	13
Prelim Prot Order	PP	80	80	154	74	-	-	80	74
Show Cause	SC	9	5	13	9	-	1	4	8
Tenants Assertion	TA	6	5	9	5	-	1	4	4
Third Party Claim	TH	2	4	7	3	-	-	4	3
Unlawful Detainer	UD	1,487	909	1,717	1,493	170	515	224	808
Warrant in Debt	WD	4,010	3,855	5,233	3,989	351	2,260	1,242	1,378
Zoning Viol	ZO	12	25	32	11	4	-	21	7
Civil Total		8,776	5,505	10,783	8,766	536	2,952	2,009	5,278
Albemarle Totals		23,759	20,806	32,587	23,855	9,122	2,952	8,722	11,781



CASELOAD STATISTICS OF THE GENERAL DISTRICT COURTS

January 2016 thru December 2016

Charlottesville

District: 16

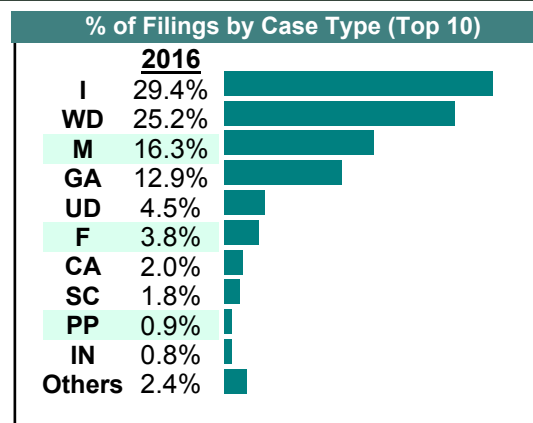
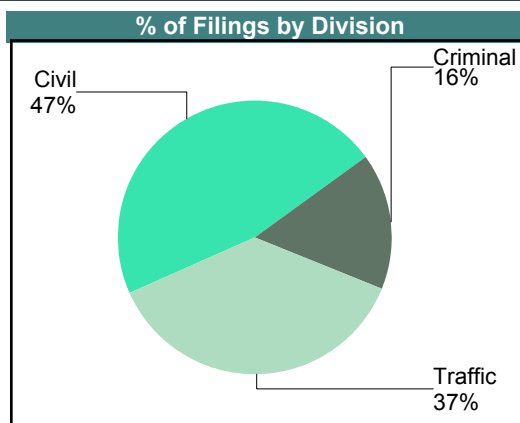
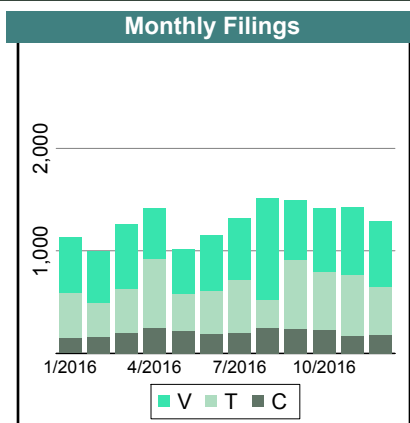
Court ID: 216540

		Filings	Hearings	Transactions	Concluded	Final Judgmt	Def Judgmt	Cont	Waived
<u>Criminal</u>									
Capias	CA	200	486	486	253	253	-	233	0
Civil Violation	CV	24	62	62	23	23	-	39	0
Felony	F	548	2,136	2,136	541	541	-	1,595	0
Misdemeanor	M	1,562	3,517	3,608	1,522	1,431	-	2,086	91
Show Cause	SC	154	247	247	154	154	-	93	0
Criminal Total		2,488	6,448	6,539	2,493	2,402	-	4,046	91

		Filings	Hearings	Transactions	Concluded	Final Judgmt	Def Judgmt	Cont	Waived
<u>Traffic</u>									
Capias	CA	111	335	335	148	148	-	187	0
Civil Violation	CV	0	1	1	1	1	-	-	0
Felony	F	38	138	138	42	42	-	96	0
Infraction	I	4,527	3,349	5,378	4,530	2,501	-	848	2,029
Misdemeanor	M	955	2,103	2,103	978	978	-	1,125	0
Motion	MO	2	2	2	2	2	-	-	0
Other	O	13	17	19	15	13	-	4	2
Show Cause	SC	73	120	120	78	78	-	42	0
Traffic Total		5,719	6,065	8,096	5,794	3,763	-	2,302	2,031

		Filings	Hearings	Transactions	Concluded	Final Judgmt	Def Judgmt	Cont	Waived
<u>Civil</u>									
Abstract	AJ	12	0	12	12	-	-	-	12
Admin License	AL	89	5	94	89	-	-	5	89
Bond Forfeiture	BF	2	3	7	4	-	-	3	4
Capias	CA	4	1	4	4	1	-	-	3
Counter Claim	CC	1	0	1	1	-	-	-	1
Detinue	DT	2	2	4	2	-	-	2	2
Garnishment	GA	1,987	26	2,009	1,983	-	-	24	1,983
Impoundment	IM	18	1	19	18	-	-	1	18
Interrogatory	IN	125	58	179	121	-	-	58	121
Motion for Judgment	MJ	18	21	29	10	2	-	19	8
Other	OT	76	8	85	77	-	-	8	77
Protective Order	PO	114	90	204	114	-	-	90	114
Prelim Prot Order	PP	136	0	136	136	-	-	-	136
Show Cause	SC	44	17	51	41	7	-	10	34
Tenants Assertion	TA	3	6	8	3	1	-	5	2
Warrant Detainer	UD	689	654	956	681	172	207	275	302
Warrant in Debt	WD	3,888	3,769	4,754	3,858	111	2,762	895	985
Zoning Viol	ZO	1	1	2	1	-	-	1	1
Civil Total		7,209	4,662	8,554	7,155	294	2,969	1,396	3,892

Charlottesville Totals		15,416	17,175	23,189	15,442	6,459	2,969	7,744	6,014
-------------------------------	--	---------------	---------------	---------------	---------------	--------------	--------------	--------------	--------------

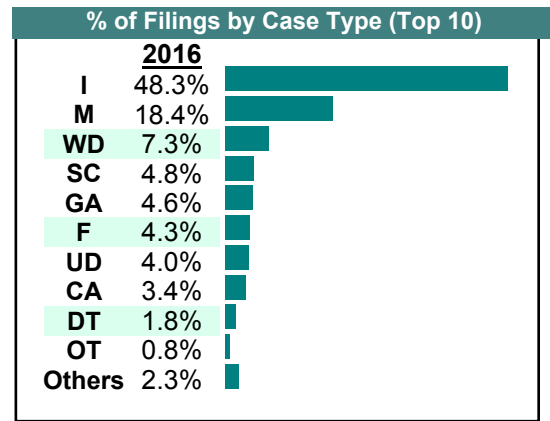
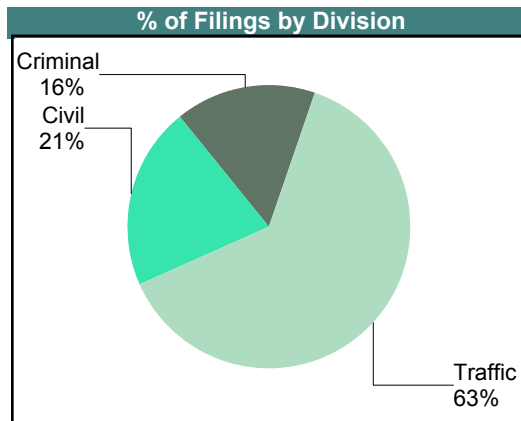
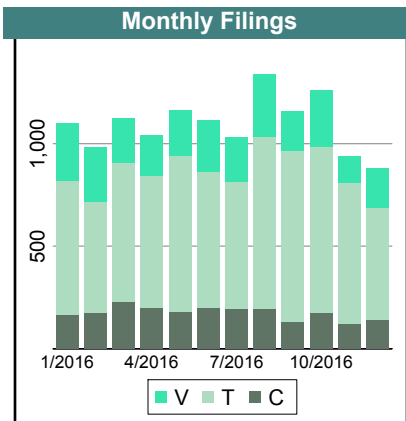


CASELOAD STATISTICS OF THE GENERAL DISTRICT COURTS

January 2016 thru December 2016

Culpeper
District: 16
Court ID: 216047

		Filings	Hearings	Transactions	Concluded	Final Judgmt	Def Judgmt	Cont	Waived
<u>Criminal</u>									
Capias	CA	345	1,002	1,002	386	386	-	616	0
Civil Violation	CV	6	7	7	6	6	-	1	0
Felony	F	517	1,612	1,612	525	525	-	1,087	0
Misdemeanor	M	991	2,286	2,354	1,027	959	-	1,327	68
Show Cause	SC	264	906	906	288	288	-	618	0
Criminal Total		2,123	5,813	5,881	2,232	2,164	-	3,649	68
<u>Traffic</u>									
Capias	CA	100	341	341	129	129	-	212	0
Civil Violation	CV	20	52	52	21	21	-	31	0
Felony	F	42	131	131	39	39	-	92	0
Infraction	I	6,341	4,031	7,275	6,299	3,055	-	976	3,244
Misdemeanor	M	1,423	3,128	3,130	1,448	1,446	-	1,682	2
Restricted O/L	RL	6	5	6	6	5	-	-	1
Show Cause	SC	333	1,150	1,150	373	373	-	777	0
Traffic Total		8,265	8,838	12,085	8,315	5,068	-	3,770	3,247
<u>Civil</u>									
Abstract	AJ	23	0	23	23	-	-	-	23
Bond Forfeiture	BF	26	27	53	27	1	-	26	26
Capias	CA	4	6	9	3	-	-	6	3
Detinue	DT	241	292	403	241	8	122	162	111
Garnishment	GA	607	54	663	609	-	-	54	609
Impoundment	IM	33	0	33	33	-	-	-	33
Interrogatory	IN	93	114	204	90	-	-	114	90
Motion for Judgment	MJ	0	2	4	2	-	-	2	2
Overweight	OC	7	4	11	7	-	-	4	7
Other	OT	101	0	101	101	-	-	-	101
Protective Order	PO	47	13	59	46	-	-	13	46
Prelim Prot Order	PP	37	0	37	37	-	-	-	37
Show Cause	SC	36	38	71	33	-	-	38	33
Unlawful Detainer	UD	522	435	684	522	98	175	162	249
Warrant in Debt	WD	965	1,064	1,400	992	120	536	408	336
Civil Total		2,742	2,049	3,755	2,766	227	833	989	1,706
Culpeper Totals		13,130	16,700	21,721	13,313	7,459	833	8,408	5,021

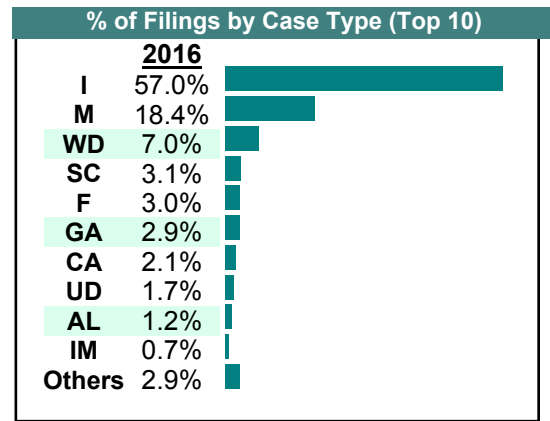
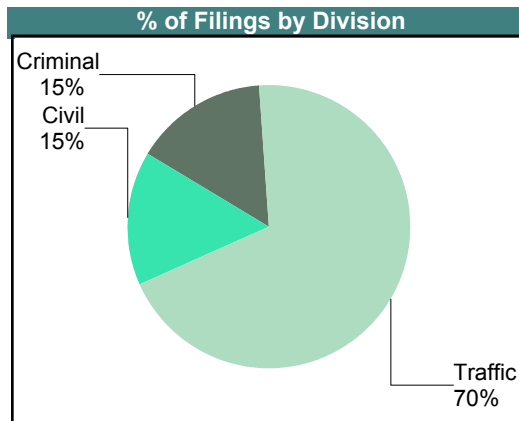
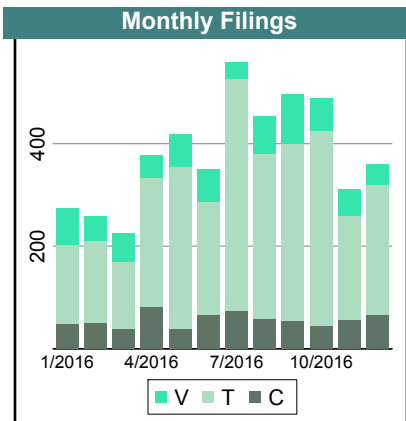


CASELOAD STATISTICS OF THE GENERAL DISTRICT COURTS

January 2016 thru December 2016

Fluvanna
District: 16
Court ID: 216065

		Filings	Hearings	Transactions	Concluded	Final Judgmt	Def Judgmt	Cont	Waived
<u>Criminal</u>									
Capias	CA	48	152	152	49	49	-	102	0
Civil Violation	CV	24	51	51	19	19	-	32	0
Felony	F	125	358	358	86	86	-	272	0
Misdemeanor	M	384	888	910	365	343	-	543	22
Motion	MO	24	28	28	23	23	-	4	0
Show Cause	SC	82	163	163	76	76	-	85	0
Criminal Total		687	1,640	1,662	618	596	-	1,038	22
<u>Traffic</u>									
Capias	CA	49	162	162	53	53	-	109	0
Felony	F	14	29	29	12	12	-	17	0
Infraction	I	2,603	1,711	2,970	2,587	1,328	-	382	1,259
Misdemeanor	M	454	857	857	442	442	-	414	0
Motion	MO	3	5	5	4	4	-	1	0
Show Cause	SC	54	84	84	50	50	-	33	0
Traffic Total		3,177	2,848	4,107	3,148	1,889	-	956	1,259
<u>Civil</u>									
Admin License	AL	56	8	56	48	-	-	-	48
Bond Forfeiture	BF	3	1	3	2	-	-	1	2
Detinue	DT	4	4	6	3	-	1	3	2
Garnishment	GA	131	33	161	128	-	-	30	128
Impoundment	IM	34	0	34	34	-	-	-	34
Interrogatory	IN	12	6	16	10	-	-	6	10
Motion for Judgment	MJ	3	2	4	2	-	-	2	2
Other	OT	18	1	20	19	-	-	1	19
Protective Order	PO	20	6	30	24	-	-	6	24
Prelim Prot Order	PP	16	2	18	16	-	-	2	16
Petition-Restore Arms	PR	1	0	1	1	-	-	-	1
Show Cause	SC	6	2	8	6	-	-	2	6
Tenants Assertion	TA	3	2	4	2	-	-	2	2
Unlawful Detainer	UD	77	75	103	79	28	23	24	28
Warrant in Debt	WD	318	371	494	303	39	141	189	123
Civil Total		702	513	958	677	67	165	268	445
Fluvanna Totals		4,566	5,001	6,727	4,443	2,552	165	2,262	1,726



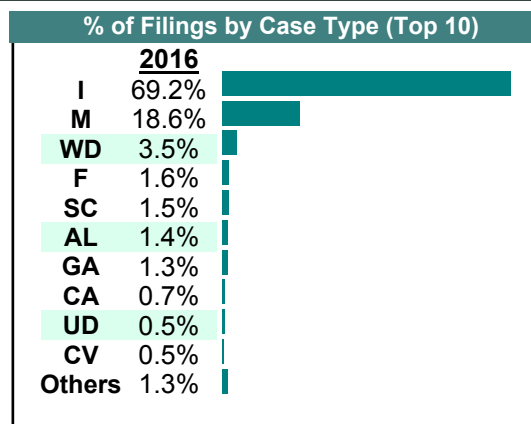
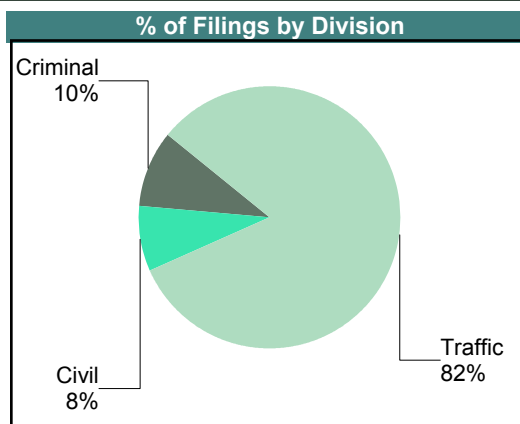
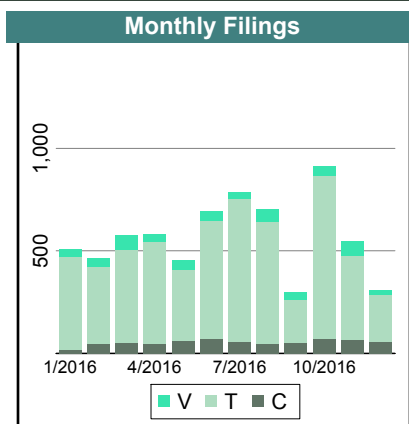
CASELOAD STATISTICS OF THE GENERAL DISTRICT COURTS

January 2016 thru December 2016

Goochland

District: **16**
Court ID: **216075**

		Filings	Hearings	Transactions	Concluded	Final Judgmt	Def Judgmt	Cont	Waived
<u>Criminal</u>									
Capias	CA	29	121	121	36	36	-	81	0
Civil Violation	CV	31	84	84	31	31	-	53	0
Felony	F	99	273	273	75	75	-	198	0
Misdemeanor	M	417	1,098	1,121	394	371	-	715	23
Motion	MO	3	6	6	3	3	-	3	0
Show Cause	SC	74	211	211	68	68	-	138	0
Criminal Total		653	1,793	1,816	607	584	-	1,188	23
<u>Traffic</u>									
Capias	CA	19	75	75	12	12	-	61	0
Felony	F	7	19	19	5	5	-	14	0
Infraction	I	4,723	2,849	5,385	4,689	2,153	-	672	2,536
Misdemeanor	M	854	1,404	1,407	842	839	-	562	3
Restricted O/L	RL	1	1	1	0	-	-	-	0
Show Cause	SC	18	55	55	14	14	-	40	0
Traffic Total		5,622	4,403	6,942	5,562	3,023	-	1,349	2,539
<u>Civil</u>									
Admin License	AL	94	0	94	94	-	-	-	94
Detinue	DT	4	5	7	4	1	1	3	2
Garnishment	GA	86	27	112	85	-	-	26	85
Impoundment	IM	25	5	25	20	-	-	-	20
Interrogatory	IN	9	11	17	6	-	-	10	6
Motion for Judgment	MJ	7	17	19	7	5	-	12	2
Overweight	OC	5	1	5	4	-	-	1	4
Other	OT	14	2	14	12	-	-	-	12
Protective Order	PO	8	2	8	6	-	-	1	6
Prelim Prot Order	PP	13	3	15	12	-	-	3	12
Show Cause	SC	7	4	8	5	1	-	3	4
Unlawful Detainer	UD	34	37	49	30	12	6	17	12
Warrant in Debt	WD	241	286	406	253	26	107	148	120
Civil Total		547	400	779	538	45	114	224	379
Goochland Totals		6,822	6,596	9,537	6,707	3,652	114	2,761	2,941

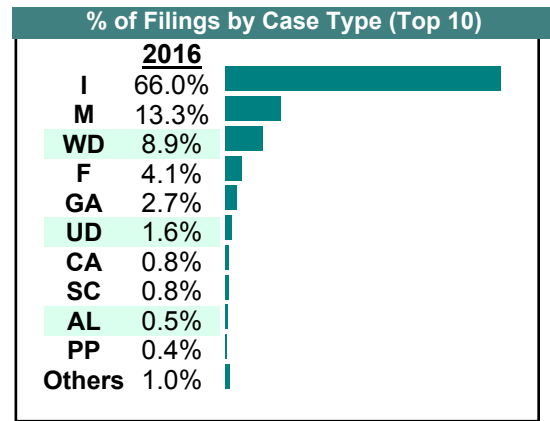
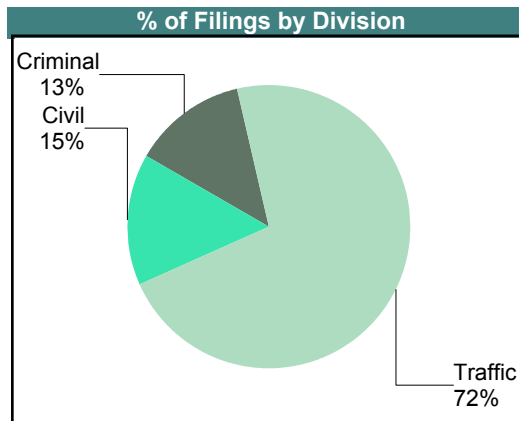
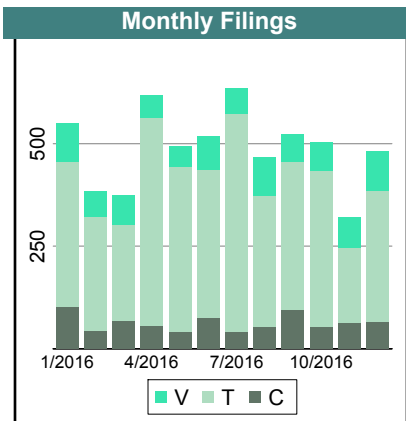


CASELOAD STATISTICS OF THE GENERAL DISTRICT COURTS

January 2016 thru December 2016

Greene
District: **16**
Court ID: **216079**

		Filings	Hearings	Transactions	Concluded	Final Judgmt	Def Judgmt	Cont	Waived
<u>Criminal</u>									
Capias	CA	22	59	59	25	25	-	34	0
Civil Violation	CV	8	18	18	8	8	-	10	0
Felony	F	232	546	546	196	196	-	350	0
Misdemeanor	M	467	931	969	480	442	-	489	38
Show Cause	SC	38	62	62	37	37	-	25	0
Criminal Total		767	1,616	1,654	746	708	-	908	38
<u>Traffic</u>									
Capias	CA	25	58	58	28	28	-	30	0
Felony	F	7	15	15	6	6	-	9	0
Infraction	I	3,868	2,060	4,407	3,887	1,540	-	520	2,347
Misdemeanor	M	315	644	645	320	319	-	325	1
Motion	MO	1	1	1	1	1	-	-	0
Restricted O/L	RL	2	2	2	2	2	-	-	0
Show Cause	SC	4	7	7	4	4	-	3	0
Traffic Total		4,222	2,787	5,135	4,248	1,900	-	887	2,348
<u>Civil</u>									
Abstract	AJ	2	0	2	2	-	-	-	2
Admin License	AL	29	0	29	29	-	-	-	29
Capias	CA	0	0	1	1	-	-	-	1
Counter Claim	CC	1	0	1	1	-	-	-	1
Detinue	DT	9	7	14	9	2	-	5	7
Garnishment	GA	156	7	163	156	-	-	7	156
Impoundment	IM	8	0	8	8	-	-	-	8
Interrogatory	IN	10	5	15	10	-	-	5	10
Motion for Judgment	MJ	0	5	6	2	1	-	4	1
Other	OT	7	0	7	7	-	-	-	7
Protective Order	PO	9	5	13	8	-	-	5	8
Prelim Prot Order	PP	23	2	25	23	-	-	2	23
Show Cause	SC	2	4	6	3	-	1	3	2
Unlawful Detainer	UD	96	91	123	98	33	33	25	32
Warrant in Debt	WD	524	487	714	529	37	265	185	227
Civil Total		876	613	1,127	886	73	299	241	514
Greene Totals		5,865	5,016	7,916	5,880	2,681	299	2,036	2,900

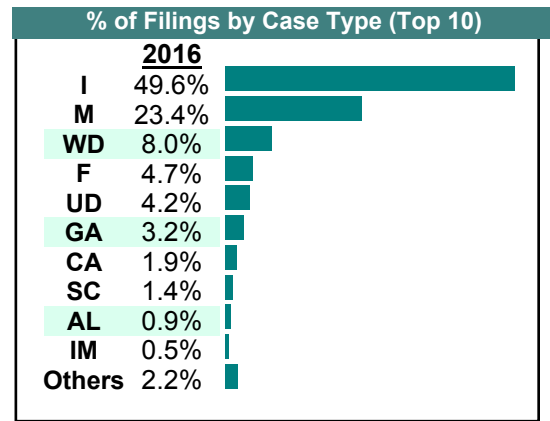
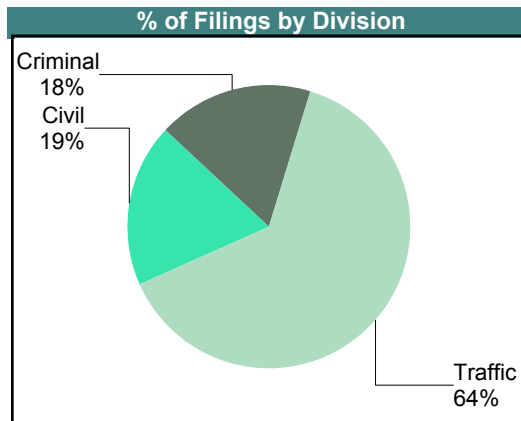
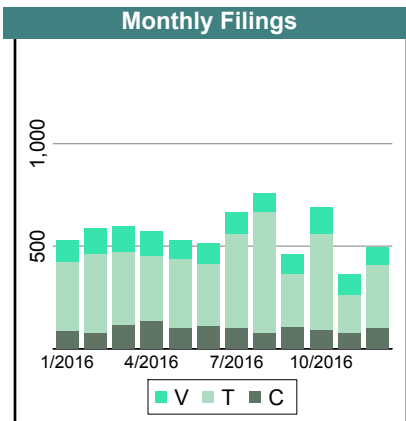


CASELOAD STATISTICS OF THE GENERAL DISTRICT COURTS

January 2016 thru December 2016

Louisa
District: 16
Court ID: 216109

		Filings	Hearings	Transactions	Concluded	Final Judgmt	Def Judgmt	Cont	Waived
<u>Criminal</u>									
Capias	CA	88	336	336	100	100	-	236	0
Civil Violation	CV	32	59	60	30	29	-	30	1
Felony	F	300	815	815	285	285	-	530	0
Misdemeanor	M	714	1,827	1,873	795	749	-	1,078	46
Show Cause	SC	61	109	109	50	50	-	59	0
Criminal Total		1,195	3,146	3,193	1,260	1,213	-	1,933	47
<u>Traffic</u>									
Capias	CA	43	107	107	33	33	-	74	0
Felony	F	16	52	52	15	15	-	37	0
Infraction	I	3,353	2,157	3,891	3,350	1,616	-	541	1,734
Toll Infraction	IT	1	1	1	1	1	-	-	0
Misdemeanor	M	872	1,584	1,584	884	884	-	700	0
Show Cause	SC	23	39	39	18	18	-	21	0
Traffic Total		4,308	3,940	5,674	4,301	2,567	-	1,373	1,734
<u>Civil</u>									
Abstract	AJ	7	0	7	7	-	-	-	7
Admin License	AL	59	0	59	59	-	-	-	59
Counter Claim	CC	2	1	2	2	-	1	-	1
Detinue	DT	9	14	22	8	-	-	14	8
Garnishment	GA	215	31	245	214	-	-	31	214
Impoundment	IM	37	0	37	37	-	-	-	37
Interrogatory	IN	11	14	28	14	-	-	14	14
Motion for Judgment	MJ	13	20	38	19	1	-	19	18
Overweight	OC	1	0	1	1	-	-	-	1
Other	OT	18	5	23	18	-	-	5	18
Protective Order	PO	19	5	23	18	-	-	5	18
Prelim Prot Order	PP	35	8	42	34	-	-	8	34
Show Cause	SC	9	7	14	8	-	1	6	7
Tenants Assertion	TA	1	1	2	1	-	-	1	1
Unlawful Detainer	UD	282	175	332	284	47	80	48	157
Warrant in Debt	WD	544	632	852	533	48	265	319	220
Civil Total		1,262	913	1,727	1,257	96	347	470	814
Louisa Totals		6,765	7,999	10,594	6,818	3,876	347	3,776	2,595

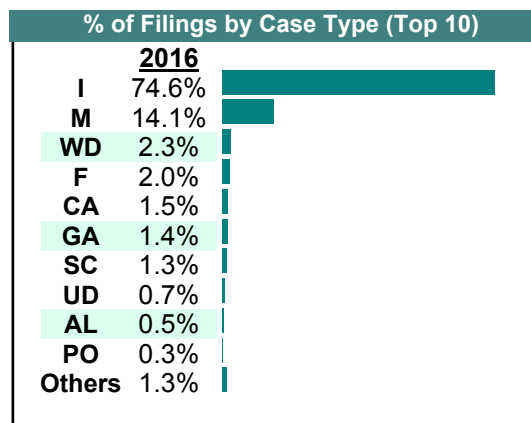
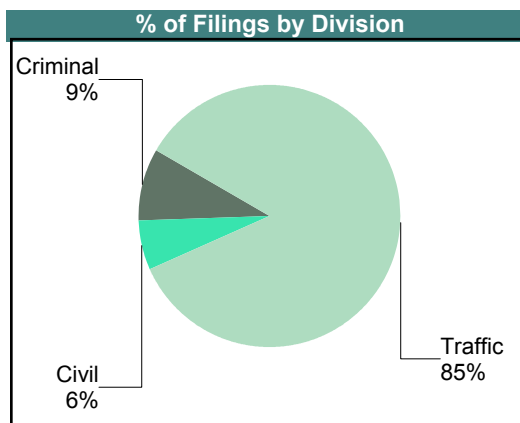
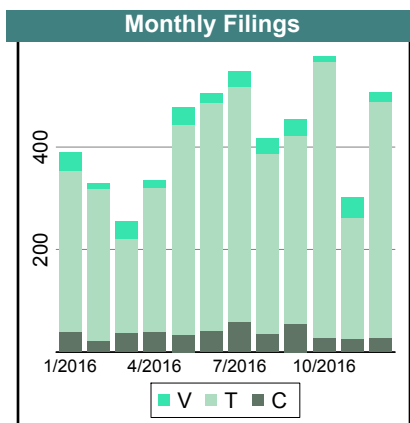


CASELOAD STATISTICS OF THE GENERAL DISTRICT COURTS

January 2016 thru December 2016

Madison
District: 16
Court ID: 216113

		Filings	Hearings	Transactions	Concluded	Final Judgmt	Def Judgmt	Cont	Waived
<u>Criminal</u>									
Capias	CA	31	85	85	34	34	-	51	0
Civil Violation	CV	12	21	26	15	10	-	11	5
Felony	F	92	279	279	90	90	-	189	0
Misdemeanor	M	271	534	573	266	227	-	307	39
Motion	MO	5	6	6	5	5	-	1	0
Show Cause	SC	41	88	88	41	41	-	47	0
Criminal Total		452	1,013	1,057	451	407	-	606	44
<u>Traffic</u>									
Capias	CA	48	142	142	63	63	-	79	0
Felony	F	10	28	28	8	8	-	20	0
Infraction	I	3,804	1,832	4,249	3,799	1,382	-	450	2,417
Misdemeanor	M	448	868	868	424	424	-	444	0
Restricted O/L	RL	3	3	3	3	3	-	-	0
Show Cause	SC	22	45	45	23	23	-	22	0
Traffic Total		4,335	2,918	5,335	4,320	1,903	-	1,015	2,417
<u>Civil</u>									
Abstract	AJ	2	0	2	2	-	-	-	2
Admin License	AL	24	0	24	24	-	-	-	24
Bond Forfeiture	BF	1	0	1	1	-	-	-	1
Detinue	DT	6	9	13	7	2	1	6	4
Garnishment	GA	69	19	90	71	-	-	19	71
Impoundment	IM	12	0	12	12	-	-	-	12
Interrogatory	IN	2	1	6	5	-	-	1	5
Overweight	OC	5	1	6	5	-	-	1	5
Other	OT	8	0	8	8	-	-	-	8
Protective Order	PO	14	1	15	14	-	-	1	14
Prelim Prot Order	PP	12	19	30	11	-	-	19	11
Show Cause	SC	3	2	6	5	-	1	1	4
Unlawful Detainer	UD	35	42	54	36	15	9	18	12
Warrant in Debt	WD	118	155	208	124	15	56	84	53
Civil Total		311	249	475	325	32	67	150	226
Madison Totals		5,098	4,180	6,867	5,096	2,342	67	1,771	2,687

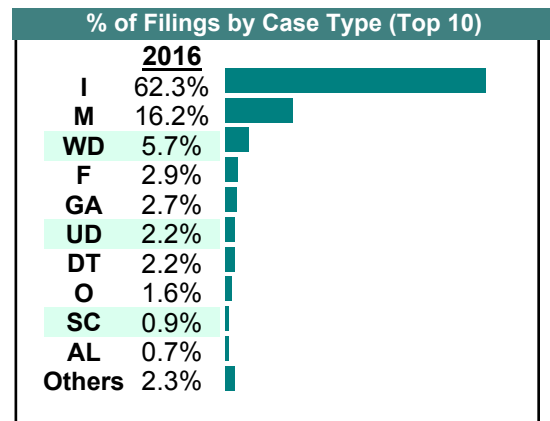
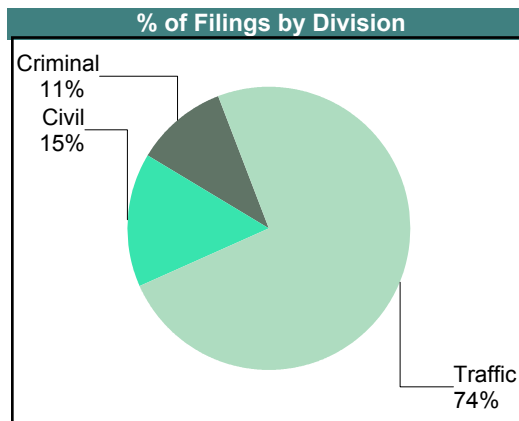
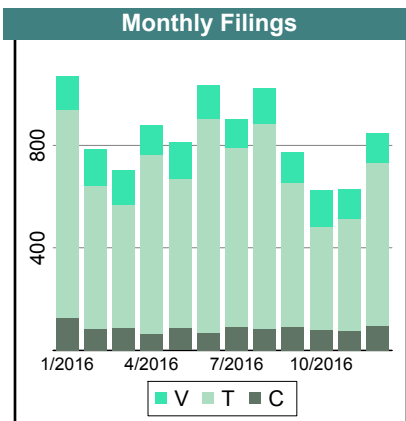


CASELOAD STATISTICS OF THE GENERAL DISTRICT COURTS

January 2016 thru December 2016

Orange
District: 16
Court ID: 216137

		Filings	Hearings	Transactions	Concluded	Final Judgmt	Def Judgmt	Cont	Waived
<u>Criminal</u>									
Capias	CA	42	135	135	41	41	-	94	0
Civil Violation	CV	19	68	68	22	22	-	46	0
Felony	F	282	957	957	281	281	-	676	0
Misdemeanor	M	676	1,909	1,944	736	701	-	1,208	35
Show Cause	SC	40	85	85	38	38	-	47	0
Criminal Total		1,059	3,154	3,189	1,118	1,083	-	2,071	35
<u>Traffic</u>									
Capias	CA	29	97	97	33	33	-	64	0
Civil Violation	CV	2	5	5	1	1	-	4	0
Felony	F	15	34	34	13	13	-	21	0
Infraction	I	6,279	3,933	7,464	6,298	2,767	-	1,166	3,531
Misdemeanor	M	958	1,715	1,716	959	958	-	757	1
Motion	MO	1	1	1	1	1	-	-	0
Other	O	163	109	204	163	68	-	41	95
Show Cause	SC	35	108	108	48	48	-	60	0
Traffic Total		7,482	6,002	9,629	7,516	3,889	-	2,113	3,627
<u>Civil</u>									
Abstract	AJ	14	0	14	14	-	-	-	14
Admin License	AL	74	0	74	74	-	-	-	74
Bond Forfeiture	BF	1	4	4	1	-	1	3	0
Counter Claim	CC	13	12	23	13	2	-	9	11
Detinue	DT	224	378	500	231	5	104	269	122
Garnishment	GA	277	46	324	278	-	-	46	278
Impoundment	IM	33	0	33	33	-	-	-	33
Interrogatory	IN	30	29	58	29	-	-	29	29
Other	OT	8	5	11	7	1	-	4	6
Protective Order	PO	20	10	30	20	-	-	10	20
Prelim Prot Order	PP	21	16	36	22	2	-	14	20
Show Cause	SC	12	6	18	12	-	-	6	12
Tenants Assertion	TA	3	1	4	3	-	-	1	3
Unlawful Detainer	UD	226	228	319	228	47	90	91	91
Warrant in Debt	WD	579	723	949	612	56	330	337	226
Civil Total		1,535	1,458	2,397	1,577	113	525	819	939
Orange Totals		10,076	10,614	15,215	10,211	5,085	525	5,003	4,601



Filings by Court & Division

	Albemarle	Charlottes ville	Culpeper	Fluvanna	Goochlan d	Greene	Louisa	Madison	Orange	Total	
C	Misdemeanor	1,648	1,562	991	384	417	467	714	271	676	7,130
		23%	22%	14%	5%	6%	7%	10%	4%	9%	
	Felony	671	548	517	125	99	232	300	92	282	2,866
		23%	19%	18%	4%	3%	8%	10%	3%	10%	
	Show Cause	203	154	264	82	74	38	61	41	40	957
		21%	16%	28%	9%	8%	4%	6%	4%	4%	
	Capias	123	200	345	48	29	22	88	31	42	928
		13%	22%	37%	5%	3%	2%	9%	3%	5%	
	Civil Violation	34	24	6	24	31	8	32	12	19	190
		18%	13%	3%	13%	16%	4%	17%	6%	10%	
	Motion	-	-	-	24	3	-	-	5	-	32
		0%	0%	0%	75%	9%	0%	0%	16%	0%	
	Total	2,679	2,488	2,123	687	653	767	1,195	452	1,059	12,103
	22%	21%	18%	6%	5%	6%	10%	4%	9%		
T	Infraction	10,400	4,527	6,341	2,603	4,723	3,868	3,353	3,804	6,279	45,898
		23%	10%	14%	6%	10%	8%	7%	8%	14%	
	Misdemeanor	1,761	955	1,423	454	854	315	872	448	958	8,040
		22%	12%	18%	6%	11%	4%	11%	6%	12%	
	Show Cause	24	73	333	54	18	4	23	22	35	586
		4%	12%	57%	9%	3%	1%	4%	4%	6%	
	Capias	67	111	100	49	19	25	43	48	29	491
		14%	23%	20%	10%	4%	5%	9%	10%	6%	
	Felony	52	38	42	14	7	7	16	10	15	201
		26%	19%	21%	7%	3%	3%	8%	5%	7%	
	Other	-	13	-	-	-	-	-	-	163	176
		0%	7%	0%	0%	0%	0%	0%	0%	93%	
	Civil Violation	-	-	20	-	-	-	-	-	2	22
	0%	0%	91%	0%	0%	0%	0%	0%	9%		
Restricted O/L	-	-	6	-	1	2	-	3	-	12	
	0%	0%	50%	0%	8%	17%	0%	25%	0%		
Motion	-	2	-	3	-	1	-	-	1	7	
	0%	29%	0%	43%	0%	14%	0%	0%	14%		
Toll Infraction	-	-	-	-	-	-	1	-	-	1	
	0%	0%	0%	0%	0%	0%	100%	0%	0%		
Total	12,304	5,719	8,265	3,177	5,622	4,222	4,308	4,335	7,482	55,434	
	22%	10%	15%	6%	10%	8%	8%	8%	13%		
V	Warrant in Debt	4,010	3,888	965	318	241	524	544	118	579	11,187
		36%	35%	9%	3%	2%	5%	5%	1%	5%	
	Garnishment	2,368	1,987	607	131	86	156	215	69	277	5,896
		40%	34%	10%	2%	1%	3%	4%	1%	5%	
Unlawful Detainer	1,487	689	522	77	34	96	282	35	226	3,448	
	43%	20%	15%	2%	1%	3%	8%	1%	7%		
Detinue	384	2	241	4	4	9	9	6	224	883	
	43%	0%	27%	0%	0%	1%	1%	1%	25%		

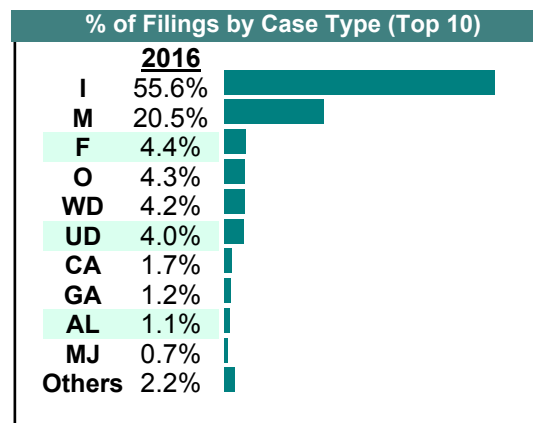
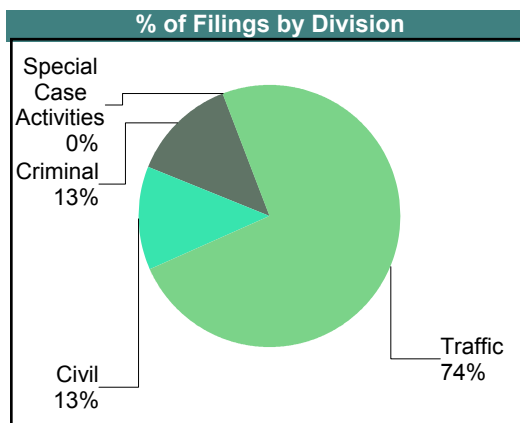
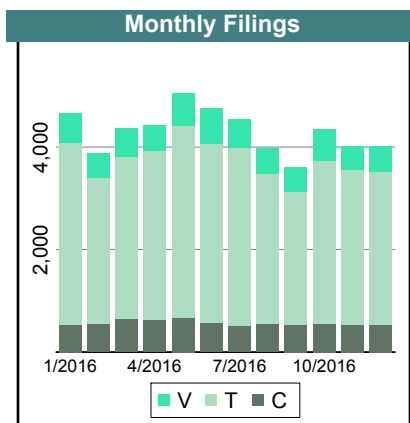
	Albemarle	Charlottesville	Culpeper	Fluvanna	Goochland	Greene	Louisa	Madison	Orange	Total
V Admin License	129	89	-	56	94	29	59	24	74	554
	23%	16%	0%	10%	17%	5%	11%	4%	13%	
Interrogatory	90	125	93	12	9	10	11	2	30	382
	24%	33%	24%	3%	2%	3%	3%	1%	8%	
Prelim Prot Order	80	136	37	16	13	23	35	12	21	373
	21%	36%	10%	4%	3%	6%	9%	3%	6%	
Other	71	76	101	18	14	7	18	8	8	321
	22%	24%	31%	6%	4%	2%	6%	2%	2%	
Protective Order	14	114	47	20	8	9	19	14	20	265
	5%	43%	18%	8%	3%	3%	7%	5%	8%	
Impoundment	-	18	33	34	25	8	37	12	33	200
	0%	9%	17%	17%	13%	4%	19%	6%	17%	
Abstract	105	12	23	-	-	2	7	2	14	165
	64%	7%	14%	0%	0%	1%	4%	1%	8%	
Show Cause	9	44	36	6	7	2	9	3	12	128
	7%	34%	28%	5%	5%	2%	7%	2%	9%	
Motion for Judgment	-	18	-	3	7	-	13	-	-	41
	0%	44%	0%	7%	17%	0%	32%	0%	0%	
Bond Forfeiture	-	2	26	3	-	-	-	1	1	33
	0%	6%	79%	9%	0%	0%	0%	3%	3%	
Counter Claim	8	1	-	-	-	1	2	-	13	25
	32%	4%	0%	0%	0%	4%	8%	0%	52%	
Overweight	-	-	7	-	5	-	1	5	-	18
	0%	0%	39%	0%	28%	0%	6%	28%	0%	
Tenants Assertion	6	3	-	3	-	-	1	-	3	16
	38%	19%	0%	19%	0%	0%	6%	0%	19%	
Zoning Viol	12	1	-	-	-	-	-	-	-	13
	92%	8%	0%	0%	0%	0%	0%	0%	0%	
Capias	-	4	4	-	-	-	-	-	-	8
	0%	50%	50%	0%	0%	0%	0%	0%	0%	
Third Party Claim	2	-	-	-	-	-	-	-	-	2
	100%	0%	0%	0%	0%	0%	0%	0%	0%	
Custody Relief	1	-	-	-	-	-	-	-	-	1
	100%	0%	0%	0%	0%	0%	0%	0%	0%	
Petition-Restore Arms	-	-	-	1	-	-	-	-	-	1
	0%	0%	0%	100%	0%	0%	0%	0%	0%	
Total	8,776	7,209	2,742	702	547	876	1,262	311	1,535	23,960
	37%	30%	11%	3%	2%	4%	5%	1%	6%	
Total	23,759	15,416	13,130	4,566	6,822	5,865	6,765	5,098	10,076	91,497
	26%	17%	14%	5%	7%	6%	7%	6%	11%	

CASELOAD STATISTICS OF THE GENERAL DISTRICT COURTS

January 2016 thru December 2016

Arlington
District: 17
Court ID: 217013

		Filings	Hearings	Transactions	Concluded	Final Judgmt	Def Judgmt	Cont	Waived
<u>Criminal</u>									
Capias	CA	466	1,660	1,660	515	515	-	1,142	0
Civil Violation	CV	4	7	7	0	-	-	7	0
Felony	F	2,162	7,807	8,459	2,177	1,525	-	6,282	652
Misdemeanor	M	4,052	11,861	12,081	4,111	3,891	-	7,963	220
Other	O	0	1	1	1	1	-	-	0
Show Cause	SC	168	493	493	161	161	-	331	0
Criminal Total		6,852	21,829	22,701	6,965	6,093	-	15,725	872
<u>Traffic</u>									
Capias	CA	384	1,369	1,369	488	488	-	880	0
Civil Violation	CV	166	633	633	183	183	-	450	0
Felony	F	112	446	478	116	84	-	362	32
Infraction	I	28,700	20,187	33,478	28,889	15,598	-	4,589	13,291
Misdemeanor	M	6,526	13,853	13,859	6,699	6,693	-	7,157	6
Other	O	2,212	2,971	3,012	2,267	2,226	-	745	41
Show Cause	SC	123	339	339	121	121	-	218	0
Traffic Total		38,223	39,798	53,168	38,763	25,393	-	14,401	13,370
<u>Civil</u>									
Admin License	AL	580	0	580	580	-	-	-	580
Bond Forfeiture	BF	119	170	242	103	15	16	133	72
Capias	CA	4	5	8	3	-	-	5	3
Counter Claim	CC	29	36	52	21	5	-	29	16
Custody Relief	CR	1	0	2	2	-	-	-	2
Detinue	DT	5	9	14	9	2	2	5	5
Garnishment	GA	632	160	794	634	-	-	160	634
Interrogatory	IN	93	88	180	92	-	-	87	92
Mental Commitment	MC	1							
Motion for Judgment	MJ	383	271	463	384	4	188	79	192
Overweight	OC	54	21	70	49	-	-	18	49
Other	OT	81	8	83	79	1	3	1	75
Protective Order	PO	90	91	180	89	-	-	89	89
Prelim Prot Order	PP	114	159	268	109	-	-	157	109
Show Cause	SC	47	33	76	49	-	6	27	43
Tenants Assertion	TA	5	7	10	5	2	-	5	3
Third Party Claim	TH	16	8	21	14	1	-	6	13
Unlawful Detainer	UD	2,085	1,326	2,603	2,108	262	569	494	1,277
Warrant in Debt	WD	2,186	2,796	3,825	2,175	232	914	1,646	1,029
Civil Total		6,525	5,188	9,472	6,506	524	1,698	2,941	4,284
Arlington Totals		51,600	66,815	85,341	52,234	32,010	1,698	33,067	18,526



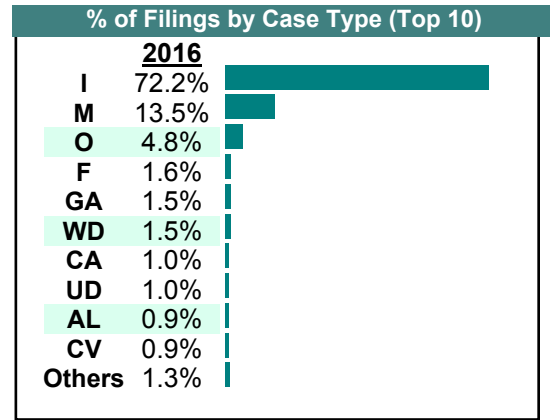
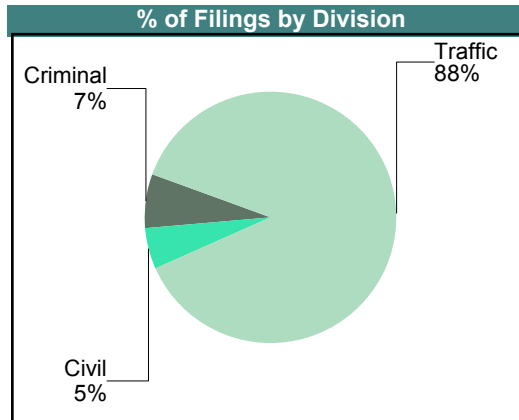
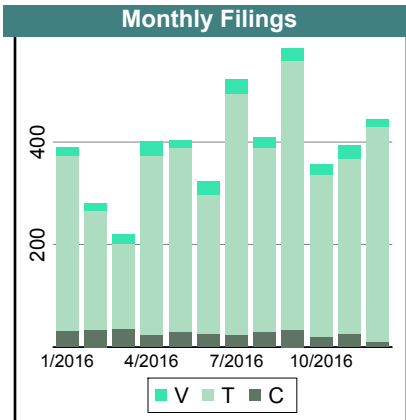
CASELOAD STATISTICS OF THE GENERAL DISTRICT COURTS

January 2016 thru December 2016

Falls Church

District: 17
Court ID: 217610

		Filings	Hearings	Transactions	Concluded	Final Judgmt	Def Judgmt	Cont	Waived
<u>Criminal</u>									
Capias	CA	21	59	59	26	26	-	33	0
Civil Violation	CV	33	34	34	33	33	-	1	0
Felony	F	70	151	174	80	57	-	94	23
Misdemeanor	M	199	456	465	226	217	-	239	9
Show Cause	SC	4	13	13	5	5	-	8	0
Criminal Total		327	713	745	370	338	-	375	32
<u>Traffic</u>									
Capias	CA	25	81	81	35	35	-	46	0
Civil Violation	CV	8	17	17	7	7	-	10	0
Felony	F	6	13	14	8	7	-	6	1
Infraction	I	3,412	2,019	3,687	3,378	1,710	-	309	1,668
Misdemeanor	M	437	730	730	442	442	-	288	0
Motion	MO	22	23	23	22	22	-	1	0
Other	O	227	243	244	227	226	-	17	1
Show Cause	SC	11	28	28	15	15	-	13	0
Traffic Total		4,148	3,154	4,824	4,134	2,464	-	690	1,670
<u>Civil</u>									
Admin License	AL	42	0	42	42	-	-	-	42
Bond Forfeiture	BF	3	3	4	1	-	-	2	1
Garnishment	GA	73	20	92	72	-	-	20	72
Impoundment	IM	4	4	8	4	-	-	4	4
Interrogatory	IN	3	5	7	2	-	-	5	2
Protective Order	PO	6	2	9	7	-	-	2	7
Prelim Prot Order	PP	3	0	3	3	-	-	-	3
Show Cause	SC	5	3	8	5	-	-	3	5
Unlawful Detainer	UD	45	44	65	45	23	1	20	21
Warrant in Debt	WD	69	87	126	78	38	1	48	39
Civil Total		253	168	364	259	61	2	104	196
Falls Church Totals		4,728	4,035	5,933	4,763	2,863	2	1,169	1,898



Filings by Court & Division

	<u>Arlington</u>		<u>Falls Church</u>		<u>Total</u>
C Misdemeanor	4,052	95%	199	5%	4,251
Felony	2,162	97%	70	3%	2,232
Capias	466	96%	21	4%	487
Show Cause	168	98%	4	2%	172
Civil Violation	4	11%	33	89%	37
Other	-	0%	-	0%	0
Total	6,852	95%	327	5%	7,179
T Infraction	28,700	89%	3,412	11%	32,112
Misdemeanor	6,526	94%	437	6%	6,963
Other	2,212	91%	227	9%	2,439
Capias	384	94%	25	6%	409
Civil Violation	166	95%	8	5%	174
Show Cause	123	92%	11	8%	134
Felony	112	95%	6	5%	118
Motion	-	0%	22	100%	22
Total	38,223	90%	4,148	10%	42,371
V Warrant in Debt	2,186	97%	69	3%	2,255
Unlawful Detainer	2,085	98%	45	2%	2,130
Garnishment	632	90%	73	10%	705
Admin License	580	93%	42	7%	622
Motion for Judgment	383	100%	-	0%	383
Bond Forfeiture	119	98%	3	2%	122
Prelim Prot Order	114	97%	3	3%	117
Interrogatory	93	97%	3	3%	96
Protective Order	90	94%	6	6%	96
Other	81	100%	-	0%	81
Overweight	54	100%	-	0%	54
Show Cause	47	90%	5	10%	52
Counter Claim	29	100%	-	0%	29
Third Party Claim	16	100%	-	0%	16
Detinue	5	100%	-	0%	5
Tenants Assertion	5	100%	-	0%	5
Capias	4	100%	-	0%	4
Impoundment	-	0%	4	100%	4
Custody Relief	1	100%	-	0%	1
Mental Commitment	1	100%	-	0%	1
Total	6,525	96%	253	4%	6,778
Total	51,600	92%	4,728	8%	56,328


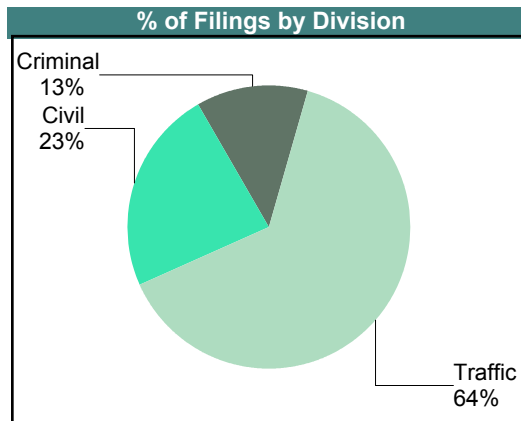
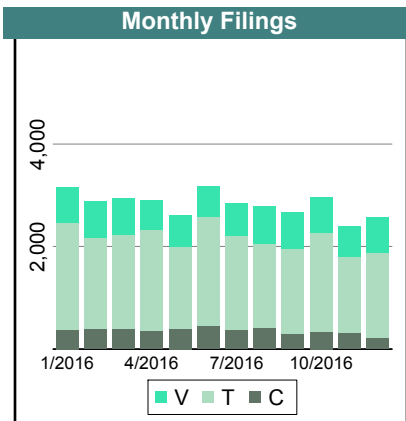
CASELOAD STATISTICS OF THE GENERAL DISTRICT COURTS

January 2016 thru December 2016

Alexandria

District: 18
Court ID: 218510

		Filings	Hearings	Transactions	Concluded	Final Judgmt	Def Judgmt	Cont	Waived
<u>Criminal</u>									
Capias	CA	83	309	309	102	102	-	207	0
Civil Violation	CV	8	16	19	9	6	-	10	3
Felony	F	1,152	3,741	3,741	1,203	1,203	-	2,538	0
Misdemeanor	M	2,342	6,457	6,589	2,524	2,392	-	4,065	132
Other	O	608	542	698	604	448	-	94	156
Show Cause	SC	158	299	299	175	175	-	124	0
Criminal Total		4,351	11,364	11,655	4,617	4,326	-	7,038	291
<u>Traffic</u>									
Capias	CA	81	336	336	117	117	-	219	0
Civil Violation	CV	53	216	216	62	62	-	154	0
Felony	F	52	188	188	57	57	-	131	0
Infraction	I	18,216	14,634	23,257	18,251	9,628	-	5,006	8,623
Misdemeanor	M	2,566	7,956	7,957	2,707	2,706	-	5,250	1
Other	O	523	644	647	518	515	-	129	3
Show Cause	SC	147	345	345	154	154	-	191	0
Traffic Total		21,638	24,319	32,946	21,866	13,239	-	11,080	8,627
<u>Civil</u>									
Abstract	AJ	23	0	23	23	-	-	-	23
Admin License	AL	201	5	203	198	-	-	3	198
Bond Forfeiture	BF	32	33	62	33	-	4	29	29
Counter Claim	CC	22	29	46	19	1	1	27	17
Custody Relief	CR	1	1	2	1	-	-	1	1
Detinue	DT	4	4	8	4	-	-	4	4
Garnishment	GA	881	238	1,126	888	-	-	238	888
Interrogatory	IN	125	104	222	118	-	-	104	118
Motion for Judgment	MJ	47	136	170	79	2	43	91	34
Other	OT	110	138	193	112	3	54	81	55
Protective Order	PO	115	85	195	110	-	-	84	110
Prelim Prot Order	PP	130	7	135	128	-	-	6	128
Tenants Assertion	TA	16	18	32	14	-	-	18	14
Third Party Claim	TH	1	0	2	2	-	-	-	2
Unlawful Detainer	UD	3,841	2,264	4,663	3,819	360	1,060	844	2,399
Warrant in Debt	WD	2,394	2,730	3,921	2,421	194	1,036	1,500	1,191
Civil Total		7,943	5,792	11,003	7,969	560	2,198	3,030	5,211
Alexandria Totals		33,932	41,475	55,604	34,452	18,125	2,198	21,148	14,129



Filings by Court & Division

		<u>Alexandria</u>	
C	Misdemeanor	2,342	6.9%
	Felony	1,152	3.4%
	Other	608	1.8%
	Show Cause	158	0.5%
	Capias	83	0.2%
	Civil Violation	8	0.0%
	Total	4,351	13%
T	Infraction	18,216	53.7%
	Misdemeanor	2,566	7.6%
	Other	523	1.5%
	Show Cause	147	0.4%
	Capias	81	0.2%
	Civil Violation	53	0.2%
	Felony	52	0.2%
Total	21,638	64%	
V	Unlawful Detainer	3,841	11.3%
	Warrant in Debt	2,394	7.1%
	Garnishment	881	2.6%
	Admin License	201	0.6%
	Prelim Prot Order	130	0.4%
	Interrogatory	125	0.4%
	Protective Order	115	0.3%
	Other	110	0.3%
	Motion for Judgment	47	0.1%
	Bond Forfeiture	32	0.1%
	Abstract	23	0.1%
	Counter Claim	22	0.1%
	Tenants Assertion	16	0.0%
	Detinue	4	0.0%
	Custody Relief	1	0.0%
	Third Party Claim	1	0.0%
Total	7,943	23%	
Total	33,932	100%	

CASELOAD STATISTICS OF THE GENERAL DISTRICT COURTS

January 2016 thru December 2016

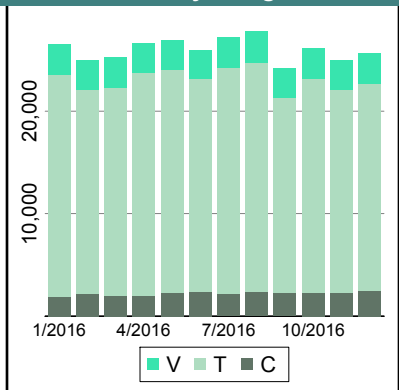
Fairfax

District: 19

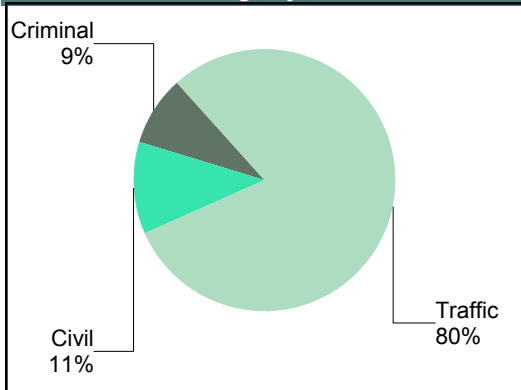
Court ID: 219059

		<u>Filings</u>	<u>Hearings</u>	<u>Transactions</u>	<u>Concluded</u>	<u>Final Judgmt</u>	<u>Def Judgmt</u>	<u>Cont</u>	<u>Waived</u>
<u>Criminal</u>									
Capias	CA	1,049	3,543	3,543	931	931	-	2,607	0
Civil Violation	CV	73	110	111	73	72	-	38	1
Felony	F	9,344	36,886	36,890	7,964	7,960	-	28,920	4
Misdemeanor	M	15,728	35,742	36,511	15,144	14,375	-	21,362	769
Motion	MO	229	235	235	225	225	-	5	0
Show Cause	SC	302	722	722	325	325	-	397	0
Criminal Total		26,725	77,238	78,012	24,662	23,888	-	53,329	774
<u>Traffic</u>									
Capias	CA	1,221	3,289	3,289	1,162	1,162	-	2,127	0
Civil Violation	CV	21,466	25,123	25,867	21,548	20,804	-	4,319	744
Felony	F	448	2,016	2,016	422	422	-	1,594	0
Infraction	I	159,135	90,904	178,602	158,309	70,611	-	20,293	87,698
Toll Infraction	IT	37,075	56,251	56,267	37,273	37,257	-	18,994	16
Misdemeanor	M	29,108	56,543	56,593	28,551	28,501	-	28,040	50
Motion	MO	851	889	889	845	845	-	39	0
Other	O	29	17	32	31	16	-	1	15
Restricted O/L	RL	79	83	83	79	79	-	4	0
Show Cause	SC	745	1,732	1,732	761	761	-	971	0
Traffic Total		250,157	236,847	325,370	248,981	160,458	-	76,382	88,523
<u>Civil</u>									
Abstract	AJ	142	0	143	143	-	-	-	143
Admin License	AL	1,912	26	1,940	1,914	-	-	25	1,914
Bond Forfeiture	BF	424	386	738	426	74	-	311	352
Capias	CA	44	24	67	43	-	-	24	43
Counter Claim	CC	187	195	298	186	80	3	112	103
Custody Relief	CR	11	16	20	5	1	-	15	4
Detinue	DT	90	102	152	85	19	16	67	50
Garnishment	GA	4,530	1,156	5,728	4,572	-	-	1,155	4,572
Impoundment	IM	700	14	713	699	-	-	13	699
Interrogatory	IN	858	912	1,794	882	-	-	912	882
Motion for Judgment	MJ	22	29	47	23	4	1	24	18
Overweight	OC	247	29	270	241	-	-	29	241
Other	OT	190	207	350	179	18	18	171	143
Protective Order	PO	213	92	325	233	-	-	92	233
Prelim Prot Order	PP	284	6	291	285	-	-	6	285
Petition-Restore Arms	PR	3	0	3	3	-	-	-	3
Show Cause	SC	478	296	739	473	5	25	266	443
Tenants Assertion	TA	24	32	49	24	7	-	25	17
Third Party Claim	TH	12	21	30	12	3	-	18	9
Unlawful Detainer	UD	7,667	5,596	10,162	7,648	778	2,304	2,514	4,566
Warrant in Debt	WD	17,279	18,880	27,319	17,245	1,615	7,191	10,074	8,439
Zoning Viol	ZO	55	64	103	60	5	16	43	39
Civil Total		35,372	28,083	51,281	35,381	2,609	9,574	15,896	23,198
Fairfax Totals		312,254	342,168	454,663	309,024	186,955	9,574	145,607	112,495

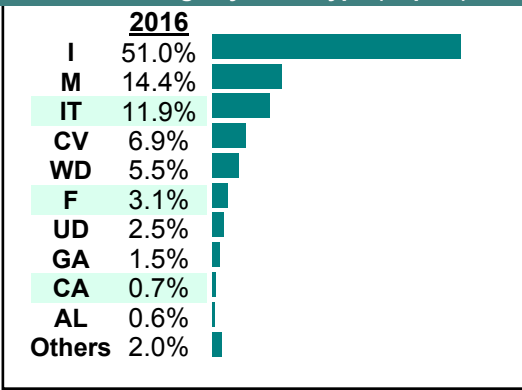
Monthly Filings



% of Filings by Division



% of Filings by Case Type (Top 10)



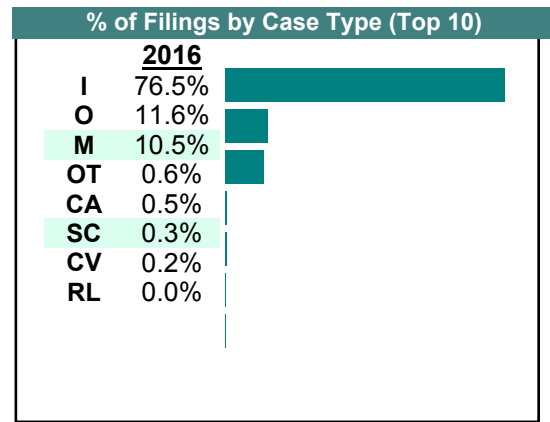
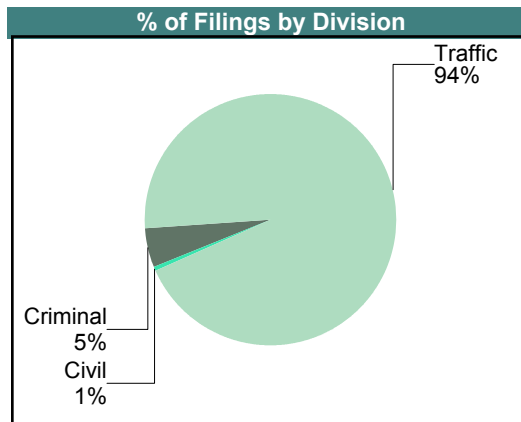
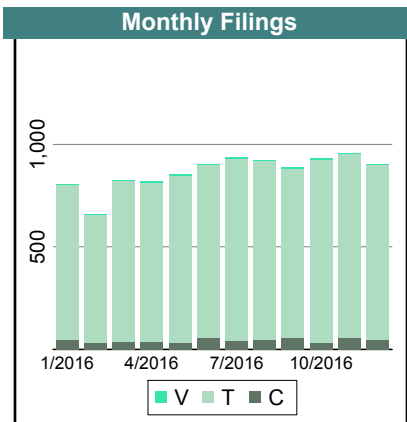
CASELOAD STATISTICS OF THE GENERAL DISTRICT COURTS

January 2016 thru December 2016

Fairfax City

District: 19
Court ID: 219600

		<u>Filings</u>	<u>Hearings</u>	<u>Transactions</u>	<u>Concluded</u>	<u>Final Judgmt</u>	<u>Def Judgmt</u>	<u>Cont</u>	<u>Waived</u>
<u>Criminal</u>									
Capias	CA	17	29	29	13	13	-	16	0
Civil Violation	CV	1	1	1	0	-	-	1	0
Misdemeanor	M	500	847	885	484	446	-	401	38
Other	O	1	2	2	1	1	-	1	0
Show Cause	SC	10	15	15	6	6	-	9	0
Criminal Total		529	894	932	504	466	-	428	38
<u>Traffic</u>									
Capias	CA	31	69	69	24	24	-	45	0
Civil Violation	CV	16	45	45	14	14	-	31	0
Infraction	I	7,956	4,302	8,726	7,928	3,504	-	798	4,424
Misdemeanor	M	588	1,011	1,011	574	574	-	437	0
Other	O	1,207	664	1,344	1,201	521	-	143	680
Restricted O/L	RL	1	1	1	1	1	-	-	0
Show Cause	SC	17	47	47	20	20	-	27	0
Traffic Total		9,816	6,139	11,243	9,762	4,658	-	1,481	5,104
<u>Civil</u>									
Other	OT	58	0	58	58	-	-	-	58
Civil Total		58	0	58	58	0	-	0	58
Fairfax City Totals		10,403	7,033	12,233	10,324	5,124	0	1,909	5,200



Filings by Court & Division

	Fairfax		Fairfax City		Total
C Misdemeanor	15,728	97%	500	3%	16,228
Felony	9,344	100%	-	0%	9,344
Capias	1,049	98%	17	2%	1,066
Show Cause	302	97%	10	3%	312
Motion	229	100%	-	0%	229
Civil Violation	73	99%	1	1%	74
Other	-	0%	1	100%	1
Total	26,725	98%	529	2%	27,254
T Infraction	159,135	95%	7,956	5%	167,091
Toll Infraction	37,075	100%	-	0%	37,075
Misdemeanor	29,108	98%	588	2%	29,696
Civil Violation	21,466	100%	16	0%	21,482
Capias	1,221	98%	31	2%	1,252
Other	29	2%	1,207	98%	1,236
Motion	851	100%	-	0%	851
Show Cause	745	98%	17	2%	762
Felony	448	100%	-	0%	448
Restricted O/L	79	99%	1	1%	80
Total	250,157	96%	9,816	4%	259,973
V Warrant in Debt	17,279	100%	-	0%	17,279
Unlawful Detainer	7,667	100%	-	0%	7,667
Garnishment	4,530	100%	-	0%	4,530
Admin License	1,912	100%	-	0%	1,912
Interrogatory	858	100%	-	0%	858
Impoundment	700	100%	-	0%	700
Show Cause	478	100%	-	0%	478
Bond Forfeiture	424	100%	-	0%	424
Prelim Prot Order	284	100%	-	0%	284
Other	190	77%	58	23%	248
Overweight	247	100%	-	0%	247
Protective Order	213	100%	-	0%	213
Counter Claim	187	100%	-	0%	187
Abstract	142	100%	-	0%	142
Detinue	90	100%	-	0%	90
Zoning Viol	55	100%	-	0%	55
Capias	44	100%	-	0%	44
Tenants Assertion	24	100%	-	0%	24
Motion for Judgment	22	100%	-	0%	22
Third Party Claim	12	100%	-	0%	12
Custody Relief	11	100%	-	0%	11
Petition-Restore Arms	3	100%	-	0%	3
Total	35,372	100%	58	0%	35,430
Total	312,254	97%	10,403	3%	322,657

CASELOAD STATISTICS OF THE GENERAL DISTRICT COURTS

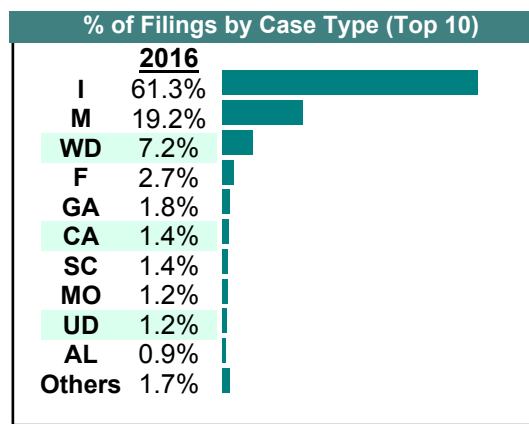
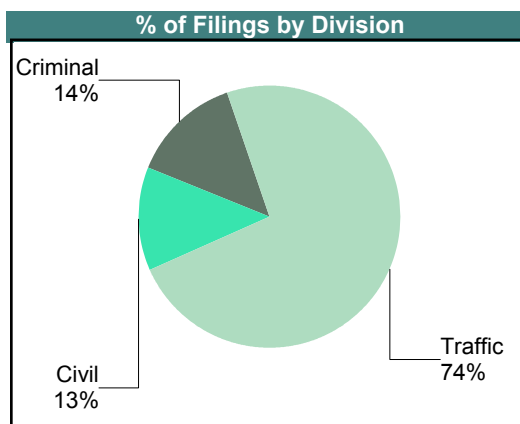
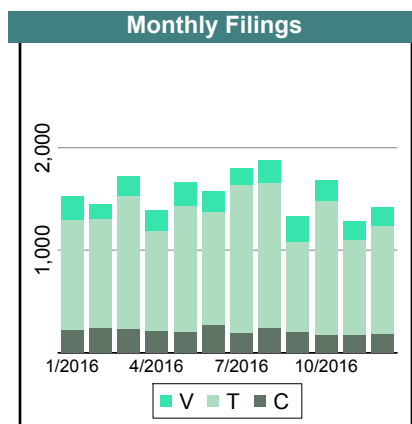
January 2016 thru December 2016

Fauquier

District: 20

Court ID: 220061

		Filings	Hearings	Transactions	Concluded	Final Judgmt	Def Judgmt	Cont	Waived
<u>Criminal</u>									
Capias	CA	186	558	558	168	168	-	389	0
Civil Violation	CV	68	162	163	71	70	-	91	1
Felony	F	470	1,498	1,691	547	354	-	1,141	193
Misdemeanor	M	1,465	3,399	3,543	1,476	1,332	-	2,058	144
Motion	MO	182	182	182	159	159	-	-	0
Show Cause	SC	207	513	513	213	213	-	298	0
Criminal Total		2,578	6,312	6,650	2,634	2,296	-	3,977	338
<u>Traffic</u>									
Capias	CA	72	204	204	69	69	-	134	0
Felony	F	36	126	138	40	28	-	98	12
Infraction	I	11,465	5,013	12,347	11,395	4,061	-	930	7,334
Misdemeanor	M	2,121	3,552	3,573	2,078	2,057	-	1,491	21
Motion	MO	46	47	47	37	37	-	1	0
Show Cause	SC	14	30	30	14	14	-	16	0
Traffic Total		13,754	8,972	16,339	13,633	6,266	-	2,670	7,367
<u>Civil</u>									
Abstract	AJ	9	0	9	9	-	-	-	9
Admin License	AL	173	21	177	156	-	-	4	156
Bond Forfeiture	BF	8	7	11	5	-	1	4	4
Capias	CA	9	4	13	9	-	-	4	9
Counter Claim	CC	2	1	2	2	1	-	-	1
Detinue	DT	18	19	25	19	2	11	6	6
Garnishment	GA	341	57	399	342	-	-	55	342
Impoundment	IM	35	21	42	21	-	-	4	21
Interrogatory	IN	105	84	191	107	-	-	83	107
Overweight	OC	7	4	9	5	-	-	2	5
Other	OT	21	6	23	17	-	-	2	17
Protective Order	PO	19	10	22	12	-	-	5	12
Prelim Prot Order	PP	21	3	23	20	-	-	2	20
Petition-Restore Arms	PR	3	0	3	3	-	-	-	3
Show Cause	SC	38	12	53	41	-	-	11	41
Tenants Assertion	TA	2	2	3	2	1	-	1	1
Unlawful Detainer	UD	216	180	305	219	46	48	86	125
Warrant in Debt	WD	1,350	1,307	1,872	1,332	133	634	535	565
Civil Total		2,377	1,738	3,182	2,321	183	694	804	1,444
Fauquier Totals		18,709	17,022	26,171	18,588	8,745	694	7,451	9,149

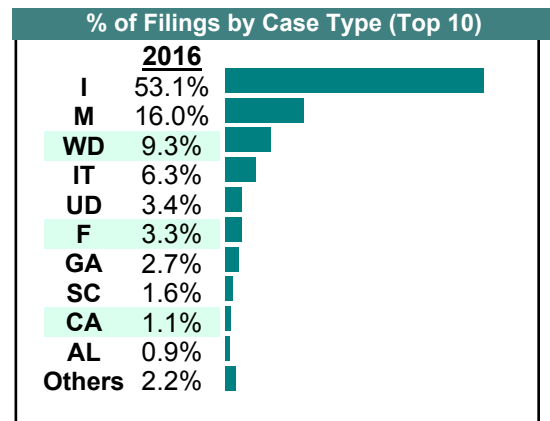
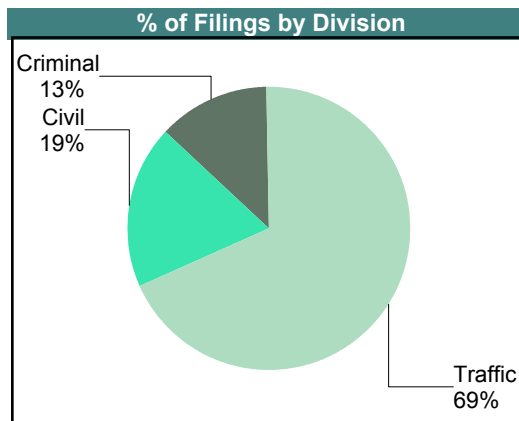
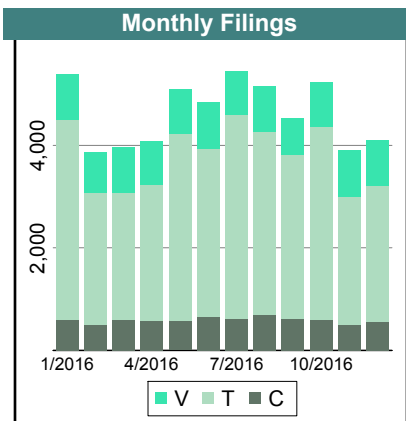


CASELOAD STATISTICS OF THE GENERAL DISTRICT COURTS

January 2016 thru December 2016

Loudoun
District: **20**
Court ID: **220107**

		<u>Filings</u>	<u>Hearings</u>	<u>Transactions</u>	<u>Concluded</u>	<u>Final Judgmt</u>	<u>Def Judgmt</u>	<u>Cont</u>	<u>Waived</u>
<u>Criminal</u>									
Capias	CA	478	1,774	1,774	439	439	-	1,329	0
Civil Violation	CV	191	546	547	183	182	-	364	1
Felony	F	1,779	7,827	8,280	1,812	1,359	-	6,465	453
Misdemeanor	M	4,066	11,150	11,498	4,106	3,758	-	7,387	348
Show Cause	SC	634	1,484	1,484	607	607	-	877	0
Criminal Total		7,148	22,781	23,583	7,147	6,345	-	16,422	802
<u>Traffic</u>									
Capias	CA	105	511	511	123	123	-	388	0
Civil Violation	CV	0	1	1	0	-	-	1	0
Felony	F	70	309	318	72	63	-	246	9
Infraction	I	29,531	15,055	32,465	29,389	11,979	-	3,070	17,410
Toll Infraction	IT	3,498	4,577	4,577	3,493	3,493	-	1,084	0
Misdemeanor	M	4,849	7,839	7,884	4,911	4,866	-	2,969	45
Restricted O/L	RL	15	17	17	15	15	-	2	0
Show Cause	SC	56	141	141	51	51	-	90	0
Traffic Total		38,124	28,450	45,914	38,054	20,590	-	7,850	17,464
<u>Civil</u>									
Abstract	AJ	54	0	54	54	-	-	-	54
Admin License	AL	501	98	598	500	-	-	93	500
Bond Forfeiture	BF	48	39	78	47	2	6	31	39
Capias	CA	15	11	26	15	-	-	11	15
Counter Claim	CC	61	62	92	56	26	-	36	30
Custody Relief	CR	5	1	6	5	-	-	1	5
Detinue	DT	22	15	33	19	-	1	14	18
Garnishment	GA	1,494	381	1,887	1,506	-	-	381	1,506
Impoundment	IM	75	7	80	73	-	-	6	73
Interrogatory	IN	309	453	770	317	-	-	453	317
Motion for Judgment	MJ	14	22	30	11	-	3	19	8
Overweight	OC	46	7	53	46	-	-	7	46
Other	OT	52	7	58	53	2	-	5	51
Protective Order	PO	131	45	182	137	-	-	45	137
Prelim Prot Order	PP	163	10	172	162	-	-	10	162
Petition-Restore Arms	PR	1	0	1	1	-	-	-	1
Show Cause	SC	218	160	367	216	2	7	151	207
Tenants Assertion	TA	12	14	26	13	1	-	13	12
Third Party Claim	TH	2	6	8	3	-	1	5	2
Unlawful Detainer	UD	1,897	1,304	2,417	1,890	257	520	527	1,113
Warrant in Debt	WD	5,178	5,877	8,127	5,086	360	2,476	3,040	2,250
Civil Total		10,298	8,519	15,065	10,210	650	3,014	4,848	6,546
Loudoun Totals		55,570	59,750	84,562	55,411	27,585	3,014	29,120	24,812



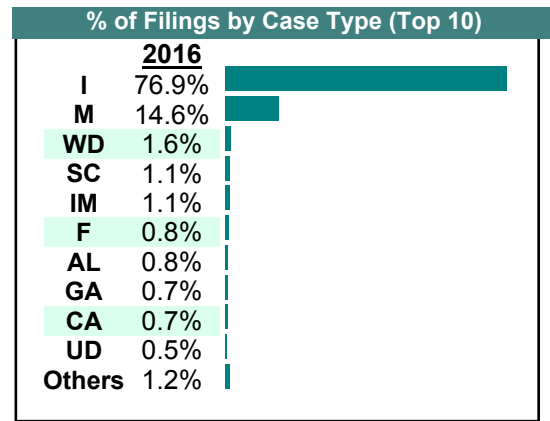
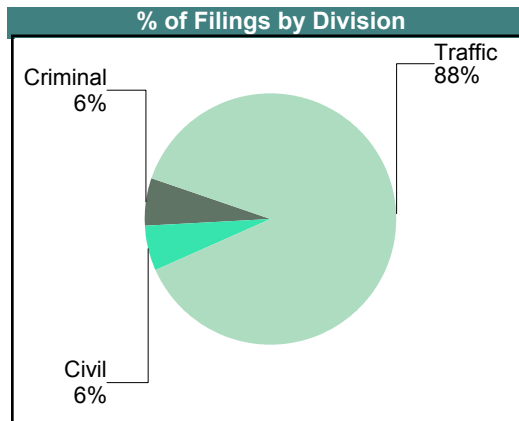
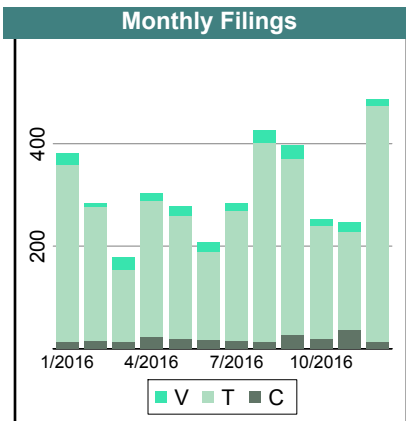
CASELOAD STATISTICS OF THE GENERAL DISTRICT COURTS

January 2016 thru December 2016

Rappahannock

District: 20
Court ID: 220157

		Filings	Hearings	Transactions	Concluded	Final Judgmt	Def Judgmt	Cont	Waived
<u>Criminal</u>									
Capias	CA	16	39	39	14	14	-	25	0
Civil Violation	CV	4	8	8	1	1	-	7	0
Felony	F	26	54	59	23	18	-	36	5
Misdemeanor	M	148	313	332	141	122	-	190	19
Show Cause	SC	34	98	98	33	33	-	65	0
Criminal Total		228	512	536	212	188	-	323	24
<u>Traffic</u>									
Capias	CA	8	16	16	4	4	-	12	0
Felony	F	5	12	12	4	4	-	8	0
Infraction	I	2,866	1,022	3,030	2,871	863	-	159	2,008
Misdemeanor	M	396	642	647	386	381	-	261	5
Restricted O/L	RL	1	1	1	1	1	-	-	0
Show Cause	SC	6	18	18	5	5	-	13	0
Traffic Total		3,282	1,711	3,724	3,271	1,258	-	453	2,013
<u>Civil</u>									
Abstract	AJ	1	0	1	1	-	-	-	1
Admin License	AL	29	0	29	29	-	-	-	29
Bond Forfeiture	BF	2	1	3	2	-	-	1	2
Capias	CA	1	0	1	1	-	-	-	1
Counter Claim	CC	1	1	1	0	-	-	1	0
Detinue	DT	6	6	9	4	1	-	5	3
Garnishment	GA	27	1	28	27	-	-	1	27
Impoundment	IM	41	1	41	40	-	-	-	40
Interrogatory	IN	4	3	7	4	-	-	3	4
Other	OT	10	1	10	9	-	-	-	9
Protective Order	PO	8	0	9	9	-	-	-	9
Prelim Prot Order	PP	5	1	6	5	-	-	1	5
Show Cause	SC	2	1	4	3	-	-	1	3
Tenants Assertion	TA	2	2	3	1	-	-	2	1
Unlawful Detainer	UD	18	29	33	18	14	-	15	4
Warrant in Debt	WD	60	66	85	62	33	10	23	19
Civil Total		217	113	270	215	48	10	53	157
Rappahannock Totals		3,727	2,336	4,530	3,698	1,494	10	829	2,194



Filings by Court & Division

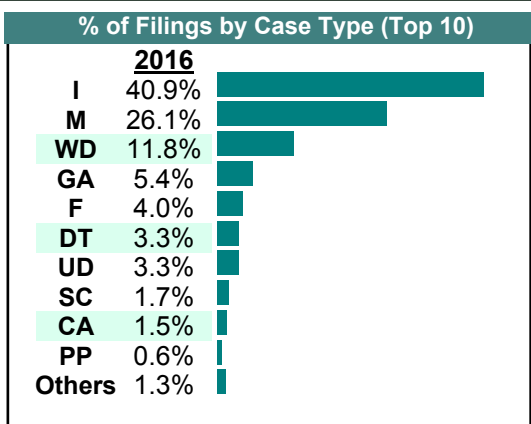
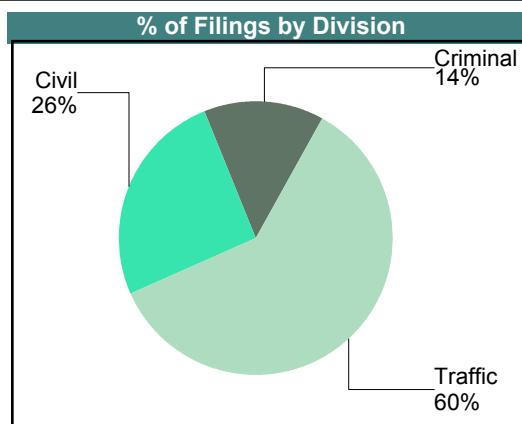
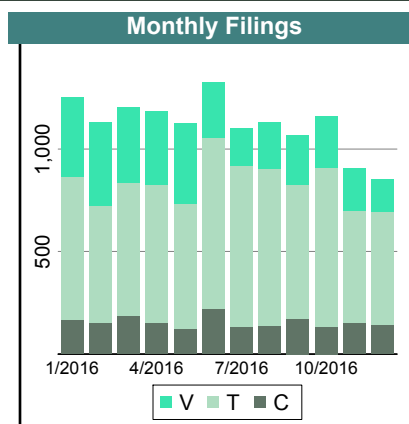
	<u>Fauquier</u>		<u>Loudoun</u>		<u>Rappahannock</u>		<u>Total</u>
C Misdemeanor	1,465	26%	4,066	72%	148	3%	5,679
Felony	470	21%	1,779	78%	26	1%	2,275
Show Cause	207	24%	634	72%	34	4%	875
Capias	186	27%	478	70%	16	2%	680
Civil Violation	68	26%	191	73%	4	2%	263
Motion	182	100%	-	0%	-	0%	182
Total	2,578	26%	7,148	72%	228	2%	9,954
T Infraction	11,465	26%	29,531	67%	2,866	7%	43,862
Misdemeanor	2,121	29%	4,849	66%	396	5%	7,366
Toll Infraction	-	0%	3,498	100%	-	0%	3,498
Capias	72	39%	105	57%	8	4%	185
Felony	36	32%	70	63%	5	5%	111
Show Cause	14	18%	56	74%	6	8%	76
Motion	46	100%	-	0%	-	0%	46
Restricted O/L	-	0%	15	94%	1	6%	16
Civil Violation	-	0%	-	0%	-	0%	0
Total	13,754	25%	38,124	69%	3,282	6%	55,160
V Warrant in Debt	1,350	20%	5,178	79%	60	1%	6,588
Unlawful Detainer	216	10%	1,897	89%	18	1%	2,131
Garnishment	341	18%	1,494	80%	27	1%	1,862
Admin License	173	25%	501	71%	29	4%	703
Interrogatory	105	25%	309	74%	4	1%	418
Show Cause	38	15%	218	84%	2	1%	258
Prelim Prot Order	21	11%	163	86%	5	3%	189
Protective Order	19	12%	131	83%	8	5%	158
Impoundment	35	23%	75	50%	41	27%	151
Other	21	25%	52	63%	10	12%	83
Abstract	9	14%	54	84%	1	2%	64
Counter Claim	2	3%	61	95%	1	2%	64
Bond Forfeiture	8	14%	48	83%	2	3%	58
Overweight	7	13%	46	87%	-	0%	53
Detinue	18	39%	22	48%	6	13%	46
Capias	9	36%	15	60%	1	4%	25
Tenants Assertion	2	13%	12	75%	2	13%	16
Motion for Judgment	-	0%	14	100%	-	0%	14
Custody Relief	-	0%	5	100%	-	0%	5
Petition-Restore Arms	3	75%	1	25%	-	0%	4
Third Party Claim	-	0%	2	100%	-	0%	2
Total	2,377	18%	10,298	80%	217	2%	12,892
Total	18,709	24%	55,570	71%	3,727	5%	78,006

CASELOAD STATISTICS OF THE GENERAL DISTRICT COURTS

January 2016 thru December 2016

Henry
District: **21**
Court ID: **221089**

		Filings	Hearings	Transactions	Concluded	Final Judgmt	Def Judgmt	Cont	Waived
<u>Criminal</u>									
Capias	CA	89	242	242	104	104	-	138	0
Civil Violation	CV	3	6	6	4	4	-	2	0
Felony	F	512	1,491	1,491	464	464	-	1,027	0
Misdemeanor	M	1,177	2,259	2,369	1,129	1,019	-	1,240	110
Show Cause	SC	100	198	198	103	103	-	95	0
Criminal Total		1,881	4,196	4,306	1,804	1,694	-	2,502	110
<u>Traffic</u>									
Capias	CA	116	360	360	147	147	-	213	0
Civil Violation	CV	10	26	26	10	10	-	16	0
Felony	F	25	90	90	28	28	-	62	0
Infraction	I	5,501	5,046	7,037	5,468	3,477	-	1,569	1,991
Misdemeanor	M	2,327	4,495	4,654	2,332	2,173	-	2,322	159
Show Cause	SC	130	283	283	115	115	-	168	0
Traffic Total		8,109	10,300	12,450	8,100	5,950	-	4,350	2,150
<u>Civil</u>									
Abstract	AJ	12	0	12	12	-	-	-	12
Admin License	AL	29	1	30	29	-	-	1	29
Bond Forfeiture	BF	0	2	2	1	-	1	1	0
Counter Claim	CC	1	3	4	1	-	-	3	1
Detinue	DT	446	507	664	439	14	268	225	157
Garnishment	GA	728	0	728	728	-	-	-	728
Impoundment	IM	8	0	8	8	-	-	-	8
Interrogatory	IN	13	9	20	11	-	-	9	11
Motion for Judgment	MJ	1	0	1	1	-	-	-	1
Overweight	OC	2	1	3	2	-	-	1	2
Other	OT	15	1	16	15	-	-	1	15
Protective Order	PO	75	10	86	76	-	-	10	76
Prelim Prot Order	PP	84	3	88	85	-	-	3	85
Petition-Restore Arms	PR	0	1	1	0	-	-	1	0
Show Cause	SC	1	2	2	0	-	-	2	0
Tenants Assertion	TA	1	2	3	1	-	-	2	1
Unlawful Detainer	UD	439	385	499	439	124	201	60	114
Warrant in Debt	WD	1,591	1,448	1,928	1,585	117	988	343	480
Civil Total		3,446	2,375	4,095	3,433	255	1,458	662	1,720
Henry Totals		13,436	16,871	20,851	13,337	7,899	1,458	7,514	3,980



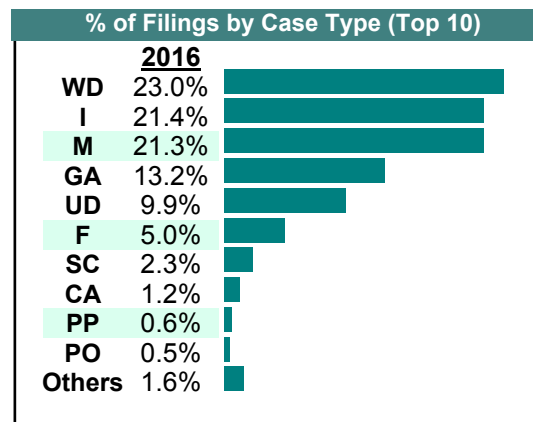
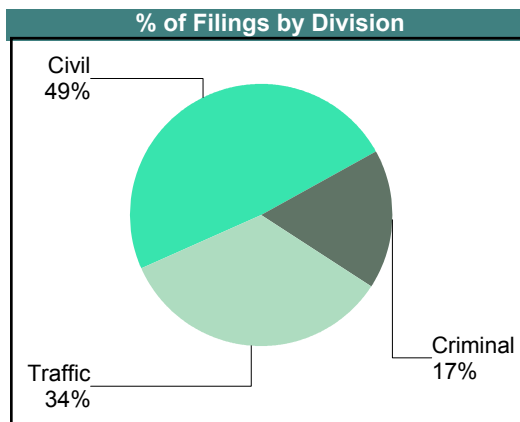
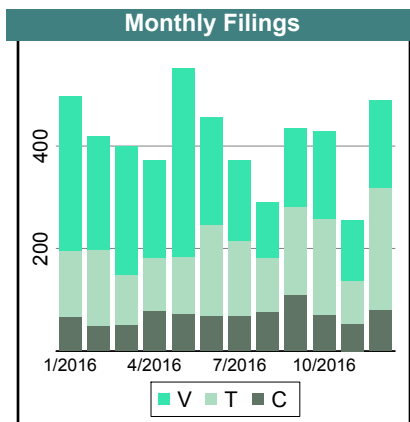
CASELOAD STATISTICS OF THE GENERAL DISTRICT COURTS

January 2016 thru December 2016

Martinsville

District: 21
Court ID: 221690

		Filings	Hearings	Transactions	Concluded	Final Judgmt	Def Judgmt	Cont	Waived
<u>Criminal</u>									
Capias	CA	36	96	96	40	40	-	56	0
Felony	F	232	692	692	230	230	-	462	0
Misdemeanor	M	522	1,258	1,277	483	464	-	794	19
Show Cause	SC	58	103	103	49	49	-	54	0
Criminal Total		848	2,149	2,168	802	783	-	1,366	19
<u>Traffic</u>									
Capias	CA	25	82	82	35	35	-	47	0
Civil Violation	CV	6	17	17	5	5	-	12	0
Felony	F	15	49	49	17	17	-	32	0
Infraction	I	1,061	987	1,407	1,017	597	-	390	420
Misdemeanor	M	537	1,370	1,370	505	505	-	865	0
Show Cause	SC	57	121	121	49	49	-	72	0
Traffic Total		1,701	2,626	3,046	1,628	1,208	-	1,418	420
<u>Civil</u>									
Abstract	AJ	4	0	4	4	-	-	-	4
Admin License	AL	18	3	21	18	-	-	3	18
Detinue	DT	9	9	15	9	2	1	6	6
Garnishment	GA	656	1	657	656	-	-	1	656
Impoundment	IM	21	0	21	21	-	-	-	21
Interrogatory	IN	13	12	27	15	-	-	12	15
Motion for Judgment	MJ	2	2	4	2	-	-	2	2
Other	OT	7	1	7	6	-	-	1	6
Protective Order	PO	23	9	28	24	5	-	4	19
Prelim Prot Order	PP	29	33	51	30	12	-	21	18
Show Cause	SC	1	0	1	1	-	-	-	1
Unlawful Detainer	UD	494	378	571	492	108	191	79	193
Warrant in Debt	WD	1,141	1,074	1,421	1,151	80	724	270	347
Civil Total		2,418	1,522	2,828	2,429	207	916	399	1,306
Martinsville Totals		4,967	6,297	8,042	4,859	2,198	916	3,183	1,745

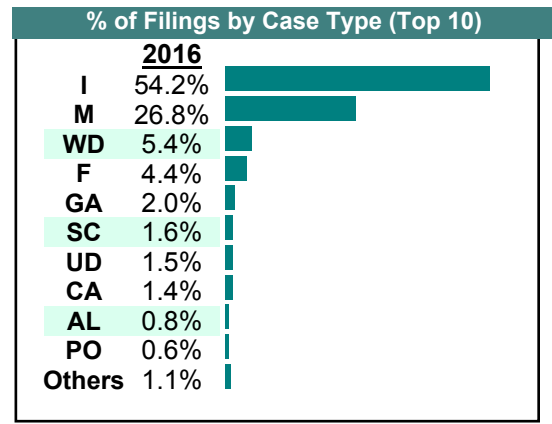
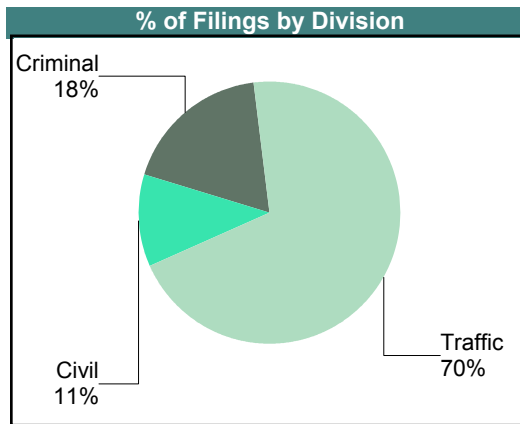
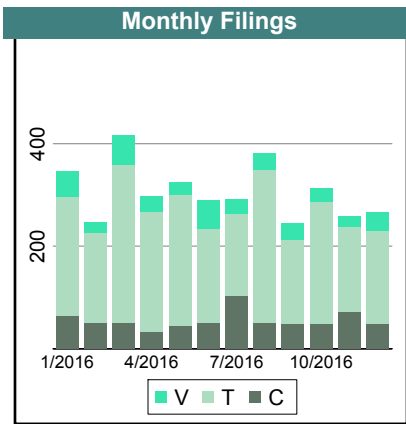


CASELOAD STATISTICS OF THE GENERAL DISTRICT COURTS

January 2016 thru December 2016

Patrick
District: 21
Court ID: 221141

		<u>Filings</u>	<u>Hearings</u>	<u>Transactions</u>	<u>Concluded</u>	<u>Final Judgmt</u>	<u>Def Judgmt</u>	<u>Cont</u>	<u>Waived</u>
<u>Criminal</u>									
Capias	CA	28	54	54	27	27	-	27	0
Civil Violation	CV	1	1	1	1	1	-	-	0
Felony	F	152	395	428	151	118	-	277	33
Misdemeanor	M	469	925	976	443	392	-	533	51
Show Cause	SC	25	52	52	25	25	-	27	0
Criminal Total		675	1,427	1,511	647	563	-	864	84
<u>Traffic</u>									
Capias	CA	25	45	45	26	26	-	19	0
Civil Violation	CV	3	10	10	3	3	-	7	0
Felony	F	11	28	29	10	9	-	19	1
Infraction	I	1,994	1,545	2,447	2,034	1,132	-	413	902
Misdemeanor	M	518	1,002	1,003	546	545	-	457	1
Show Cause	SC	33	52	52	34	34	-	18	0
Traffic Total		2,584	2,682	3,586	2,653	1,749	-	933	904
<u>Civil</u>									
Abstract	AJ	1	0	1	1	-	-	-	1
Admin License	AL	28	0	28	28	-	-	-	28
Detinue	DT	8	11	15	8	3	1	7	4
Garnishment	GA	75	23	99	76	-	-	23	76
Impoundment	IM	6	0	6	6	-	-	-	6
Interrogatory	IN	3	1	4	3	-	-	1	3
Other	OT	6	1	7	6	-	-	1	6
Protective Order	PO	23	2	23	21	-	-	2	21
Prelim Prot Order	PP	10	0	10	10	-	-	-	10
Petition-Restore Arms	PR	1	1	2	1	-	-	1	1
Show Cause	SC	2	0	2	2	-	-	-	2
Unlawful Detainer	UD	56	56	68	56	22	22	11	12
Warrant in Debt	WD	199	187	267	201	24	97	66	80
Civil Total		418	282	532	419	49	120	112	250
Patrick Totals		3,677	4,391	5,629	3,719	2,361	120	1,909	1,238



Filings by Court & Division

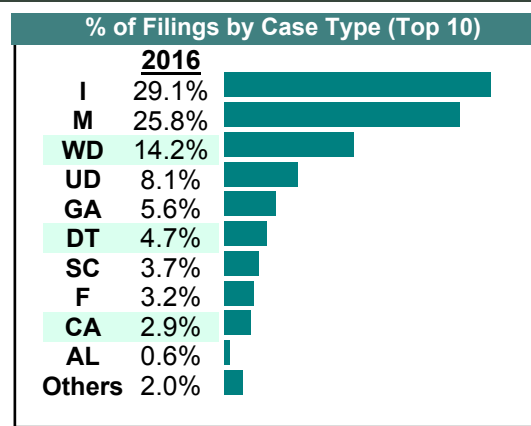
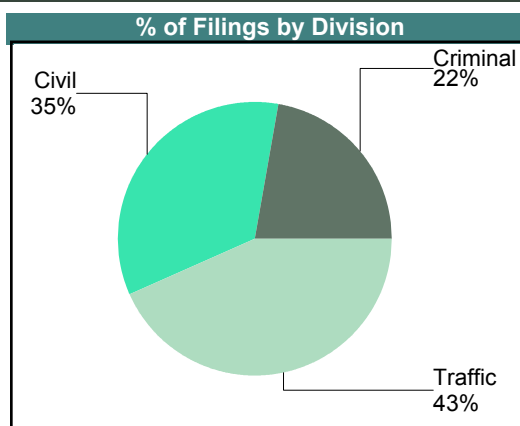
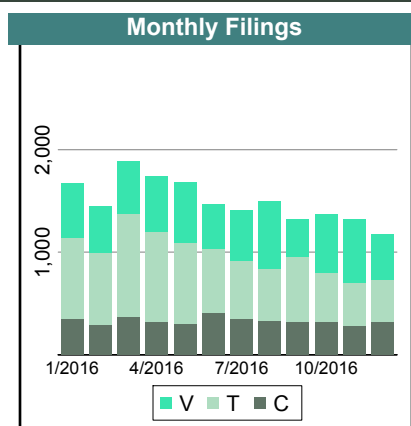
	<u>Henry</u>		<u>Martinsville</u>		<u>Patrick</u>		<u>Total</u>
C Misdemeanor	1,177	54%	522	24%	469	22%	2,168
Felony	512	57%	232	26%	152	17%	896
Show Cause	100	55%	58	32%	25	14%	183
Capias	89	58%	36	24%	28	18%	153
Civil Violation	3	75%	-	0%	1	25%	4
Total	1,881	55%	848	25%	675	20%	3,404
T Infraction	5,501	64%	1,061	12%	1,994	23%	8,556
Misdemeanor	2,327	69%	537	16%	518	15%	3,382
Show Cause	130	59%	57	26%	33	15%	220
Capias	116	70%	25	15%	25	15%	166
Felony	25	49%	15	29%	11	22%	51
Civil Violation	10	53%	6	32%	3	16%	19
Total	8,109	65%	1,701	14%	2,584	21%	12,394
V Warrant in Debt	1,591	54%	1,141	39%	199	7%	2,931
Garnishment	728	50%	656	45%	75	5%	1,459
Unlawful Detainer	439	44%	494	50%	56	6%	989
Detinue	446	96%	9	2%	8	2%	463
Prelim Prot Order	84	68%	29	24%	10	8%	123
Protective Order	75	62%	23	19%	23	19%	121
Admin License	29	39%	18	24%	28	37%	75
Impoundment	8	23%	21	60%	6	17%	35
Interrogatory	13	45%	13	45%	3	10%	29
Other	15	54%	7	25%	6	21%	28
Abstract	12	71%	4	24%	1	6%	17
Show Cause	1	25%	1	25%	2	50%	4
Motion for Judgment	1	33%	2	67%	-	0%	3
Overweight	2	100%	-	0%	-	0%	2
Counter Claim	1	100%	-	0%	-	0%	1
Petition-Restore Arms	-	0%	-	0%	1	100%	1
Tenants Assertion	1	100%	-	0%	-	0%	1
Bond Forfeiture	-	0%	-	0%	-	0%	0
Total	3,446	55%	2,418	38%	418	7%	6,282
Total	13,436	61%	4,967	22%	3,677	17%	22,080

CASELOAD STATISTICS OF THE GENERAL DISTRICT COURTS

January 2016 thru December 2016

Danville
District: **22**
Court ID: **222590**

		Filings	Hearings	Transactions	Concluded	Final Judgmt	Def Judgmt	Cont	Waived
<u>Criminal</u>									
Capias	CA	241	799	799	283	283	-	516	0
Civil Violation	CV	78	146	147	77	76	-	70	1
Felony	F	535	1,898	1,898	534	534	-	1,364	0
Misdemeanor	M	2,698	6,214	6,281	2,815	2,748	-	3,466	67
Motion	MO	36	39	39	36	36	-	3	0
Show Cause	SC	395	634	634	436	436	-	198	0
Criminal Total		3,983	9,730	9,798	4,181	4,113	-	5,617	68
<u>Traffic</u>									
Capias	CA	283	897	897	304	304	-	593	0
Felony	F	35	114	114	31	31	-	83	0
Infraction	I	5,244	5,124	6,777	5,351	3,698	-	1,426	1,653
Misdemeanor	M	1,952	4,839	4,839	2,140	2,140	-	2,699	0
Motion	MO	3	3	3	3	3	-	-	0
Restricted O/L	RL	11	11	11	11	11	-	-	0
Show Cause	SC	273	437	437	297	297	-	140	0
Traffic Total		7,801	11,425	13,078	8,137	6,484	-	4,941	1,653
<u>Civil</u>									
Abstract	AJ	12	0	12	12	-	-	-	12
Admin License	AL	106	0	106	106	-	-	-	106
Bond Forfeiture	BF	28	28	50	27	-	5	23	22
Counter Claim	CC	4	2	5	4	-	1	1	3
Detinue	DT	844	806	1,127	837	58	458	290	321
Garnishment	GA	1,013	16	1,031	1,015	-	-	16	1,015
Impoundment	IM	9	0	9	9	-	-	-	9
Interrogatory	IN	14	15	26	11	-	-	15	11
Motion for Judgment	MJ	2	1	4	3	-	-	1	3
Other	OT	13	3	16	13	-	-	3	13
Protective Order	PO	72	11	82	71	-	-	11	71
Prelim Prot Order	PP	79	7	85	79	1	-	6	78
Petition-Restore Arms	PR	1	0	1	1	-	-	-	1
Show Cause	SC	6	6	9	3	-	-	6	3
Tenants Assertion	TA	2	1	2	2	1	-	-	1
Unlawful Detainer	UD	1,451	1,076	1,558	1,457	289	686	101	482
Warrant in Debt	WD	2,558	2,431	3,072	2,574	284	1,649	498	641
Civil Total		6,214	4,403	7,195	6,224	633	2,799	971	2,792
Danville Totals		17,998	25,558	30,071	18,542	11,230	2,799	11,529	4,513



CASELOAD STATISTICS OF THE GENERAL DISTRICT COURTS

January 2016 thru December 2016

Franklin County

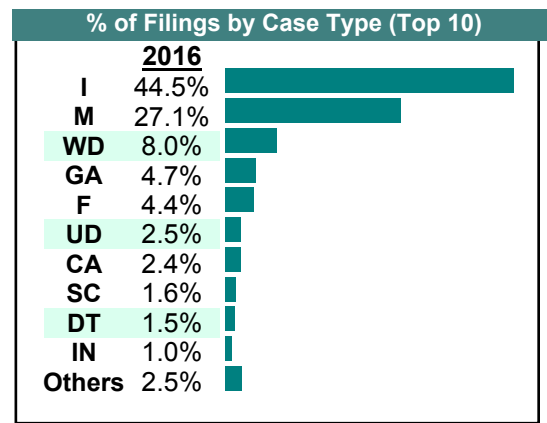
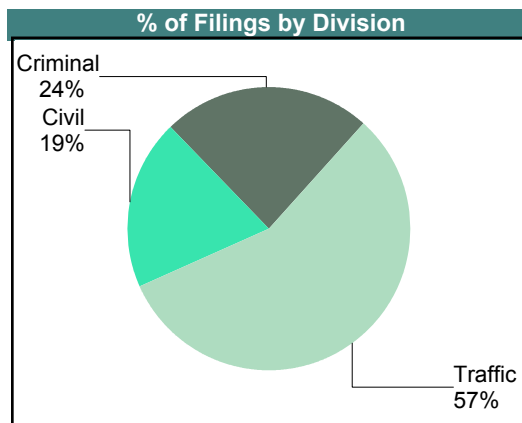
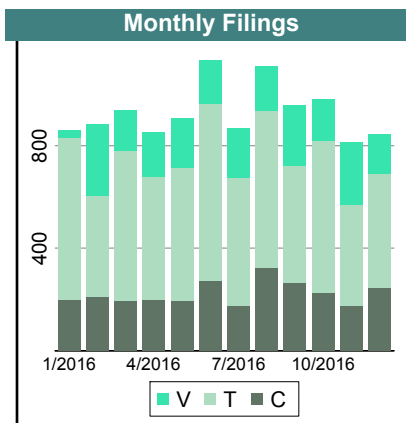
District: 22
Court ID: 222067

		Filings	Hearings	Transactions	Concluded	Final Judgmt	Def Judgmt	Cont	Waived
<u>Criminal</u>									
Capias	CA	137	392	392	142	142	-	250	0
Civil Violation	CV	81	137	154	84	67	-	70	17
Felony	F	460	1,477	1,496	417	398	-	1,079	19
Misdemeanor	M	1,835	3,762	4,015	1,771	1,518	-	2,244	253
Show Cause	SC	162	244	244	171	171	-	73	0
Criminal Total		2,675	6,012	6,301	2,585	2,296	-	3,716	289

		Filings	Hearings	Transactions	Concluded	Final Judgmt	Def Judgmt	Cont	Waived
<u>Traffic</u>									
Capias	CA	135	423	423	162	162	-	261	0
Felony	F	25	66	67	19	18	-	48	1
Infraction	I	4,956	3,662	5,695	4,952	2,919	-	743	2,033
Toll Infraction	IT	2	6	6	3	3	-	3	0
Misdemeanor	M	1,185	2,330	2,336	1,174	1,168	-	1,162	6
Show Cause	SC	7	20	20	6	6	-	14	0
Traffic Total		6,310	6,507	8,547	6,316	4,276	-	2,231	2,040

		Filings	Hearings	Transactions	Concluded	Final Judgmt	Def Judgmt	Cont	Waived
<u>Civil</u>									
Abstract	AJ	8	0	8	8	-	-	-	8
Admin License	AL	107	0	107	107	-	-	-	107
Bond Forfeiture	BF	17	23	37	17	2	1	20	14
Counter Claim	CC	1	2	5	3	-	-	2	3
Detinue	DT	164	106	199	163	5	65	36	93
Garnishment	GA	523	12	530	518	-	-	12	518
Impoundment	IM	1	0	1	1	-	-	-	1
Interrogatory	IN	109	6	116	110	-	-	6	110
Motion for Judgment	MJ	0	3	4	1	-	-	3	1
Overweight	OC	2	3	4	1	-	-	3	1
Other	OT	14	1	15	14	-	-	1	14
Protective Order	PO	16	0	16	16	-	-	-	16
Prelim Prot Order	PP	30	14	44	30	-	-	14	30
Show Cause	SC	5	0	6	6	-	-	-	6
Unlawful Detainer	UD	274	203	297	273	60	119	24	94
Warrant in Debt	WD	887	867	1,162	895	87	513	267	295
Civil Total		2,158	1,240	2,551	2,163	154	698	388	1,311

Franklin County Totals	Filings	Hearings	Transactions	Concluded	Final Judgmt	Def Judgmt	Cont	Waived
	11,143	13,759	17,399	11,064	6,726	698	6,335	3,640



CASELOAD STATISTICS OF THE GENERAL DISTRICT COURTS

January 2016 thru December 2016

Pittsylvania

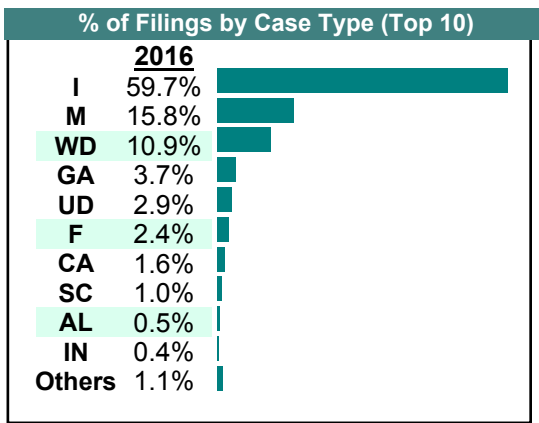
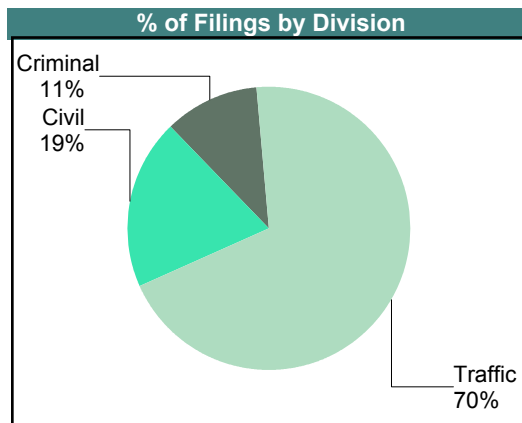
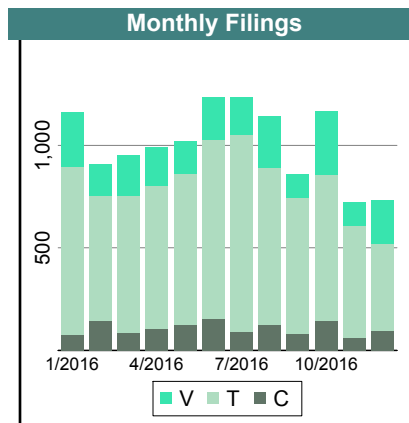
District: 22
Court ID: 222143

		Filings	Hearings	Transactions	Concluded	Final Judgmt	Def Judgmt	Cont	Waived
<u>Criminal</u>									
Capias	CA	85	234	234	77	77	-	157	0
Civil Violation	CV	28	67	70	33	30	-	37	3
Felony	F	267	985	1,003	319	301	-	684	18
Misdemeanor	M	829	1,725	1,804	860	781	-	944	79
Show Cause	SC	90	137	137	91	91	-	46	0
Criminal Total		1,299	3,148	3,248	1,380	1,280	-	1,868	100

<u>Traffic</u>									
Capias	CA	108	274	274	114	114	-	160	0
Civil Violation	CV	1	1	1	1	1	-	-	0
Felony	F	27	79	79	25	25	-	54	0
Infraction	I	7,239	5,638	8,272	7,237	4,603	-	1,035	2,634
Toll Infraction	IT	2	4	4	2	2	-	2	0
Misdemeanor	M	1,088	2,012	2,018	1,101	1,095	-	917	6
Show Cause	SC	3	3	3	3	3	-	-	0
Traffic Total		8,468	8,011	10,651	8,483	5,843	-	2,168	2,640

<u>Civil</u>									
Abstract	AJ	11	0	11	11	-	-	-	11
Admin License	AL	56	0	56	56	-	-	-	56
Bond Forfeiture	BF	10	12	20	9	-	1	11	8
Detinue	DT	18	20	31	17	3	3	14	11
Garnishment	GA	449	8	456	448	-	-	8	448
Impoundment	IM	20	0	20	20	-	-	-	20
Interrogatory	IN	47	46	87	41	-	-	46	41
Motion for Judgment	MJ	2	1	2	2	-	1	-	1
Overweight	OC	5	1	7	6	-	-	1	6
Other	OT	15	1	16	15	-	-	1	15
Protective Order	PO	14	1	15	14	-	-	1	14
Prelim Prot Order	PP	11	10	24	14	-	-	10	14
Petition-Restore Arms	PR	1	0	1	1	-	-	-	1
Show Cause	SC	23	11	32	21	-	-	11	21
Unlawful Detainer	UD	351	288	397	350	72	169	47	109
Warrant in Debt	WD	1,323	1,317	1,674	1,315	129	829	359	357
Civil Total		2,356	1,716	2,849	2,340	204	1,003	509	1,133

Pittsylvania Totals		12,123	12,875	16,748	12,203	7,327	1,003	4,545	3,873
----------------------------	--	---------------	---------------	---------------	---------------	--------------	--------------	--------------	--------------



Filings by Court & Division

	Danville		Franklin County		Pittsylvania		Total
C Misdemeanor	2,698	50%	1,835	34%	829	15%	5,362
Felony	535	42%	460	36%	267	21%	1,262
Show Cause	395	61%	162	25%	90	14%	647
Capias	241	52%	137	30%	85	18%	463
Civil Violation	78	42%	81	43%	28	15%	187
Motion	36	100%	-	0%	-	0%	36
Total	3,983	50%	2,675	34%	1,299	16%	7,957
T Infraction	5,244	30%	4,956	28%	7,239	42%	17,439
Misdemeanor	1,952	46%	1,185	28%	1,088	26%	4,225
Capias	283	54%	135	26%	108	21%	526
Show Cause	273	96%	7	2%	3	1%	283
Felony	35	40%	25	29%	27	31%	87
Restricted O/L	11	100%	-	0%	-	0%	11
Toll Infraction	-	0%	2	50%	2	50%	4
Motion	3	100%	-	0%	-	0%	3
Civil Violation	-	0%	-	0%	1	100%	1
Total	7,801	35%	6,310	28%	8,468	38%	22,579
V Warrant in Debt	2,558	54%	887	19%	1,323	28%	4,768
Unlawful Detainer	1,451	70%	274	13%	351	17%	2,076
Garnishment	1,013	51%	523	26%	449	23%	1,985
Detinue	844	82%	164	16%	18	2%	1,026
Admin License	106	39%	107	40%	56	21%	269
Interrogatory	14	8%	109	64%	47	28%	170
Prelim Prot Order	79	66%	30	25%	11	9%	120
Protective Order	72	71%	16	16%	14	14%	102
Bond Forfeiture	28	51%	17	31%	10	18%	55
Other	13	31%	14	33%	15	36%	42
Show Cause	6	18%	5	15%	23	68%	34
Abstract	12	39%	8	26%	11	35%	31
Impoundment	9	30%	1	3%	20	67%	30
Overweight	-	0%	2	29%	5	71%	7
Counter Claim	4	80%	1	20%	-	0%	5
Motion for Judgment	2	50%	-	0%	2	50%	4
Petition-Restore Arms	1	50%	-	0%	1	50%	2
Tenants Assertion	2	100%	-	0%	-	0%	2
Total	6,214	58%	2,158	20%	2,356	22%	10,728
Total	17,998	44%	11,143	27%	12,123	29%	41,264

CASELOAD STATISTICS OF THE GENERAL DISTRICT COURTS

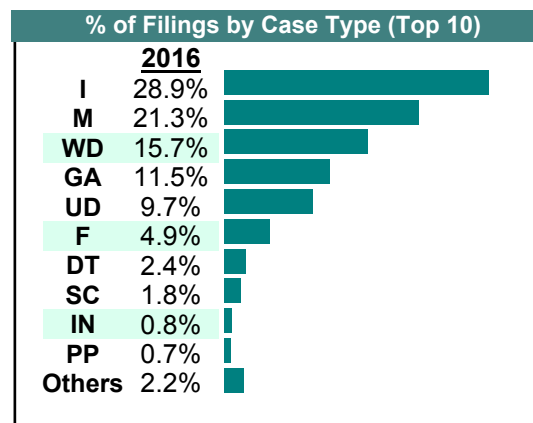
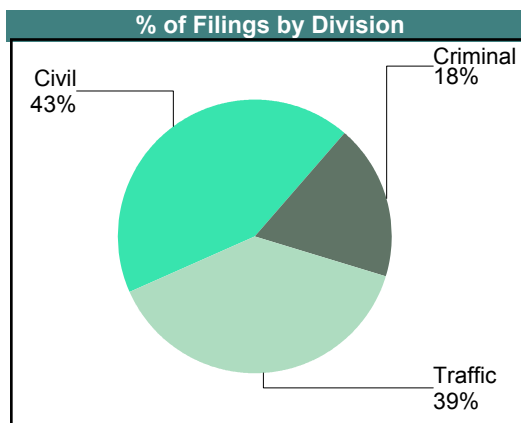
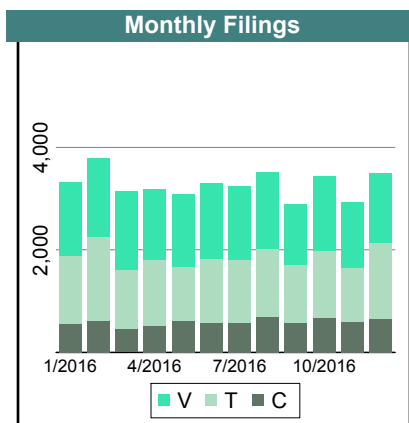
January 2016 thru December 2016

Roanoke

District: **23**

Court ID: **223770**

		Filings	Hearings	Transactions	Concluded	Final Judgmt	Def Judgmt	Cont	Waived
<u>Criminal</u>									
Capias	CA	102	711	711	577	577	-	134	0
Civil Violation	CV	27	45	45	28	28	-	17	0
Felony	F	1,803	4,228	4,638	1,815	1,405	-	2,823	410
Misdemeanor	M	5,107	9,205	9,421	5,493	5,277	-	3,925	216
Restricted O/L	RL	1	1	1	1	1	-	-	0
Show Cause	SC	143	346	346	202	202	-	144	0
Criminal Total		7,183	14,536	15,162	8,116	7,490	-	7,043	626
<u>Traffic</u>									
Capias	CA	37	331	331	275	275	-	56	0
Civil Violation	CV	53	211	211	44	44	-	167	0
Felony	F	132	336	386	147	97	-	239	50
Infraction	I	11,362	10,595	14,362	11,631	7,864	-	2,729	3,767
Misdemeanor	M	3,272	7,428	7,430	3,710	3,708	-	3,720	2
Other	O	2	3	3	3	3	-	-	0
Restricted O/L	RL	57	57	57	57	57	-	-	0
Show Cause	SC	268	542	542	311	311	-	231	0
Traffic Total		15,183	19,503	23,322	16,178	12,359	-	7,142	3,819
<u>Civil</u>									
Abstract	AJ	53	0	53	53	-	-	-	53
Admin License	AL	125	9	135	126	-	-	9	126
Bond Forfeiture	BF	65	17	73	59	-	3	14	56
Capias	CA	12	5	17	12	-	-	5	12
Counter Claim	CC	19	25	40	22	6	1	18	15
Detinue	DT	936	990	1,418	928	44	456	490	428
Garnishment	GA	4,526	712	5,245	4,533	-	-	712	4,533
Impoundment	IM	97	0	97	97	-	-	-	97
Interrogatory	IN	316	339	679	340	-	-	339	340
Motion for Judgment	MJ	2	4	6	2	-	-	4	2
Overweight	OC	1	0	1	1	-	-	-	1
Other	OT	75	9	84	76	-	1	8	75
Protective Order	PO	91	4	96	92	-	-	4	92
Prelim Prot Order	PP	279	323	600	277	-	-	323	277
Petition-Restore Arms	PR	8	4	11	7	-	-	4	7
Show Cause	SC	292	129	388	274	2	13	114	259
Tenants Assertion	TA	19	18	39	21	-	-	18	21
Third Party Claim	TH	0	0	1	1	-	-	-	1
Unlawful Detainer	UD	3,820	3,479	5,015	3,812	842	1,434	1,203	1,536
Warrant in Debt	WD	6,184	6,017	8,085	6,212	459	3,685	1,873	2,068
Civil Total		16,920	12,084	22,083	16,945	1,353	5,593	5,138	9,999
Roanoke Totals		39,286	46,123	60,567	41,239	21,202	5,593	19,323	14,444



CASELOAD STATISTICS OF THE GENERAL DISTRICT COURTS

January 2016 thru December 2016

Roanoke County

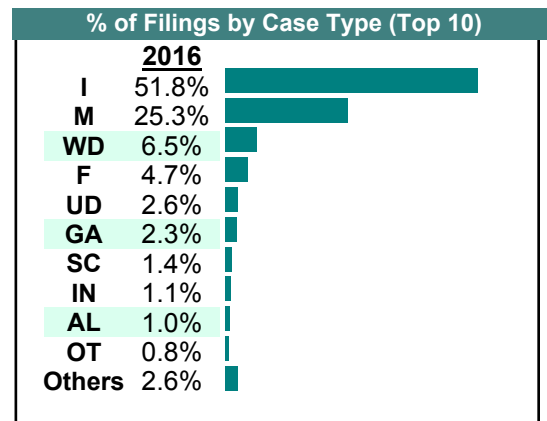
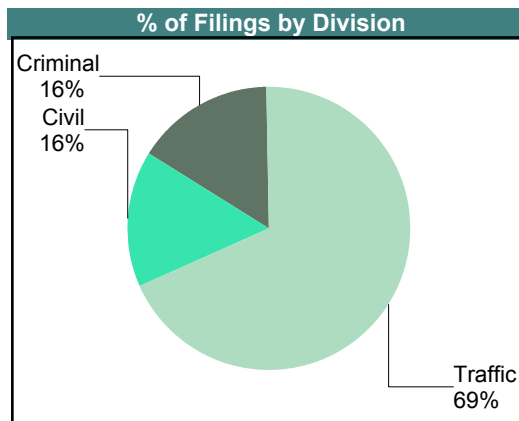
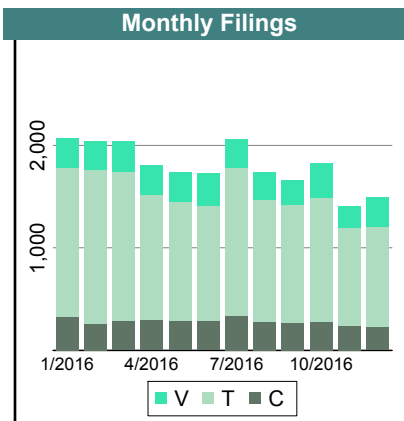
District: 23
Court ID: 223161

		<u>Filings</u>	<u>Hearings</u>	<u>Transactions</u>	<u>Concluded</u>	<u>Final Judgmt</u>	<u>Def Judgmt</u>	<u>Cont</u>	<u>Waived</u>
<u>Criminal</u>									
Capias	CA	122	496	496	142	142	-	354	0
Civil Violation	CV	19	34	34	14	14	-	20	0
Felony	F	952	2,919	2,992	1,002	929	-	1,990	73
Misdemeanor	M	2,213	6,601	6,665	2,312	2,248	-	4,353	64
Show Cause	SC	110	258	258	125	125	-	133	0
Criminal Total		3,416	10,308	10,445	3,595	3,458	-	6,850	137

		<u>Filings</u>	<u>Hearings</u>	<u>Transactions</u>	<u>Concluded</u>	<u>Final Judgmt</u>	<u>Def Judgmt</u>	<u>Cont</u>	<u>Waived</u>
<u>Traffic</u>									
Capias	CA	28	121	121	38	38	-	83	0
Civil Violation	CV	38	140	140	38	38	-	102	0
Felony	F	57	169	170	57	56	-	113	1
Infraction	I	11,192	8,882	14,039	11,359	6,202	-	2,680	5,157
Misdemeanor	M	3,243	7,037	7,039	3,291	3,289	-	3,748	2
Restricted O/L	RL	66	68	68	66	66	-	2	0
Show Cause	SC	182	324	324	194	194	-	130	0
Traffic Total		14,806	16,741	21,901	15,043	9,883	-	6,858	5,160

		<u>Filings</u>	<u>Hearings</u>	<u>Transactions</u>	<u>Concluded</u>	<u>Final Judgmt</u>	<u>Def Judgmt</u>	<u>Cont</u>	<u>Waived</u>
<u>Civil</u>									
Abstract	AJ	11	0	11	11	-	-	-	11
Admin License	AL	208	2	209	207	-	-	1	207
Bond Forfeiture	BF	68	30	95	70	2	3	25	65
Capias	CA	3	1	4	3	-	-	1	3
Detinue	DT	14	16	28	15	2	1	13	12
Garnishment	GA	499	100	600	500	-	-	99	500
Impoundment	IM	56	1	56	55	-	-	-	55
Interrogatory	IN	241	154	397	243	-	-	154	243
Overweight	OC	3	0	3	3	-	-	-	3
Other	OT	162	30	191	163	1	1	28	161
Protective Order	PO	49	0	49	49	-	-	-	49
Prelim Prot Order	PP	83	2	85	83	-	-	2	83
Petition-Restore Arms	PR	3	2	6	4	-	-	2	4
Show Cause	SC	1	0	1	1	-	-	-	1
Unlawful Detainer	UD	560	450	685	553	111	207	132	235
Warrant in Debt	WD	1,404	1,505	2,036	1,427	172	724	608	531
Civil Total		3,365	2,293	4,456	3,387	288	936	1,065	2,163

Roanoke County Totals		21,587	29,342	36,802	22,025	13,629	936	14,773	7,460
------------------------------	--	---------------	---------------	---------------	---------------	---------------	------------	---------------	--------------

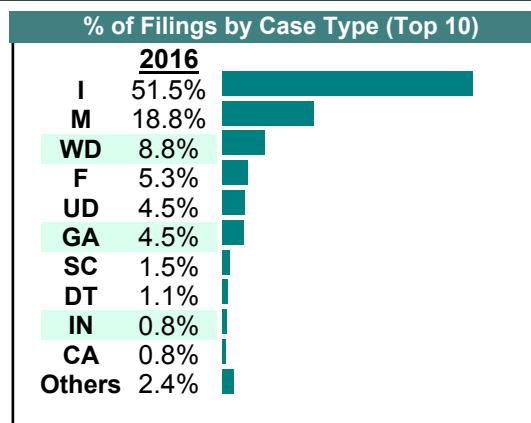
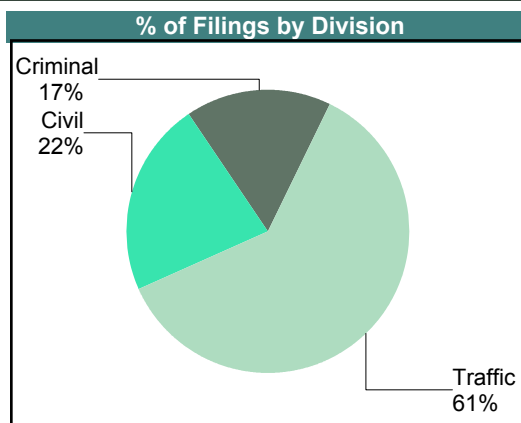
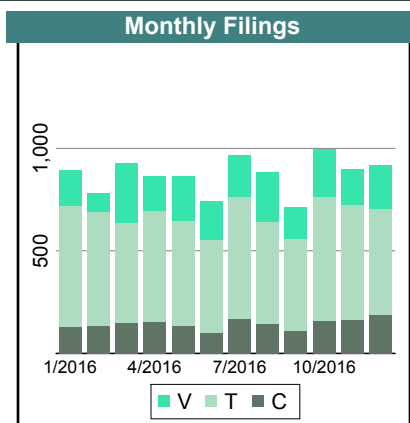


CASELOAD STATISTICS OF THE GENERAL DISTRICT COURTS

January 2016 thru December 2016

Salem
District: **23**
Court ID: **223775**

		Filings	Hearings	Transactions	Concluded	Final Judgmt	Def Judgmt	Cont	Waived
<u>Criminal</u>									
Capias	CA	52	234	234	49	49	-	185	0
Civil Violation	CV	21	57	58	25	24	-	33	1
Felony	F	518	1,224	1,498	496	222	-	1,002	274
Misdemeanor	M	1,114	2,634	2,716	951	869	-	1,765	82
Show Cause	SC	38	127	127	47	47	-	80	0
Criminal Total		1,743	4,276	4,633	1,568	1,211	-	3,065	357
<u>Traffic</u>									
Capias	CA	21	83	83	19	19	-	64	0
Civil Violation	CV	1	6	6	1	1	-	5	0
Felony	F	39	94	113	36	17	-	77	19
Infraction	I	5,386	4,277	6,746	5,399	2,930	-	1,347	2,469
Toll Infraction	IT	1	2	2	1	1	-	1	0
Misdemeanor	M	848	2,053	2,053	858	858	-	1,195	0
Restricted O/L	RL	14	14	14	14	14	-	-	0
Show Cause	SC	62	117	117	62	62	-	55	0
Traffic Total		6,372	6,646	9,134	6,390	3,902	-	2,744	2,488
<u>Civil</u>									
Abstract	AJ	5	0	5	5	-	-	-	5
Admin License	AL	73	0	73	73	-	-	-	73
Bond Forfeiture	BF	19	4	22	18	-	-	4	18
Capias	CA	9	1	11	10	-	-	1	10
Custody Relief	CR	1	1	1	1	1	-	-	0
Detinue	DT	119	114	156	111	2	67	45	42
Garnishment	GA	468	77	546	469	-	-	77	469
Impoundment	IM	18	0	18	18	-	-	-	18
Interrogatory	IN	87	61	152	91	-	-	61	91
Overweight	OC	1	0	1	1	-	-	-	1
Other	OT	11	1	11	11	-	1	-	10
Protective Order	PO	49	22	61	47	8	-	14	39
Prelim Prot Order	PP	29	17	39	28	6	-	11	22
Petition-Restore Arms	PR	1	0	1	1	-	-	-	1
Show Cause	SC	52	13	66	54	1	-	12	53
Tenants Assertion	TA	5	9	10	4	3	-	6	1
Unlawful Detainer	UD	470	346	555	470	102	159	85	209
Warrant in Debt	WD	917	999	1,281	920	119	519	361	282
Civil Total		2,334	1,665	3,009	2,332	242	746	677	1,344
Salem Totals		10,449	12,587	16,776	10,290	5,355	746	6,486	4,189



Filings by Court & Division

	<u>Roanoke</u>		<u>Roanoke County</u>		<u>Salem</u>		<u>Total</u>
C Misdemeanor	5,107	61%	2,213	26%	1,114	13%	8,434
Felony	1,803	55%	952	29%	518	16%	3,273
Show Cause	143	49%	110	38%	38	13%	291
Capias	102	37%	122	44%	52	19%	276
Civil Violation	27	40%	19	28%	21	31%	67
Restricted O/L	1	100%	-	0%	-	0%	1
Total	7,183	58%	3,416	28%	1,743	14%	12,342
T Infraction	11,362	41%	11,192	40%	5,386	19%	27,940
Misdemeanor	3,272	44%	3,243	44%	848	12%	7,363
Show Cause	268	52%	182	36%	62	12%	512
Felony	132	58%	57	25%	39	17%	228
Restricted O/L	57	42%	66	48%	14	10%	137
Civil Violation	53	58%	38	41%	1	1%	92
Capias	37	43%	28	33%	21	24%	86
Other	2	100%	-	0%	-	0%	2
Toll Infraction	-	0%	-	0%	1	100%	1
Total	15,183	42%	14,806	41%	6,372	18%	36,361
V Warrant in Debt	6,184	73%	1,404	17%	917	11%	8,505
Garnishment	4,526	82%	499	9%	468	9%	5,493
Unlawful Detainer	3,820	79%	560	12%	470	10%	4,850
Detinue	936	88%	14	1%	119	11%	1,069
Interrogatory	316	49%	241	37%	87	14%	644
Admin License	125	31%	208	51%	73	18%	406
Prelim Prot Order	279	71%	83	21%	29	7%	391
Show Cause	292	85%	1	0%	52	15%	345
Other	75	30%	162	65%	11	4%	248
Protective Order	91	48%	49	26%	49	26%	189
Impoundment	97	57%	56	33%	18	11%	171
Bond Forfeiture	65	43%	68	45%	19	13%	152
Abstract	53	77%	11	16%	5	7%	69
Capias	12	50%	3	13%	9	38%	24
Tenants Assertion	19	79%	-	0%	5	21%	24
Counter Claim	19	100%	-	0%	-	0%	19
Petition-Restore Arms	8	67%	3	25%	1	8%	12
Overweight	1	20%	3	60%	1	20%	5
Motion for Judgment	2	100%	-	0%	-	0%	2
Custody Relief	-	0%	-	0%	1	100%	1
Third Party Claim	-	0%	-	0%	-	0%	0
Total	16,920	75%	3,365	15%	2,334	10%	22,619
Total	39,286	55%	21,587	30%	10,449	15%	71,322

CASELOAD STATISTICS OF THE GENERAL DISTRICT COURTS

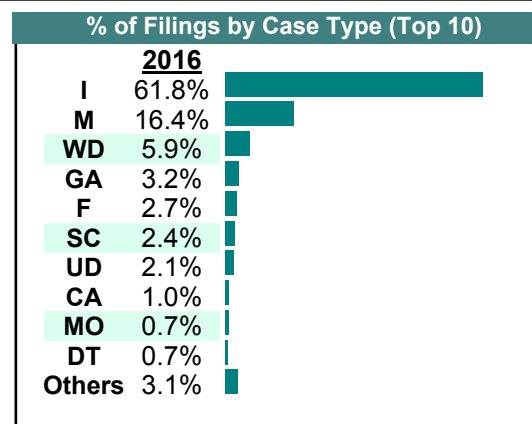
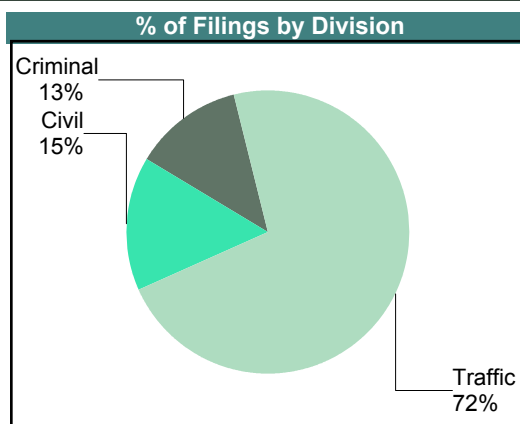
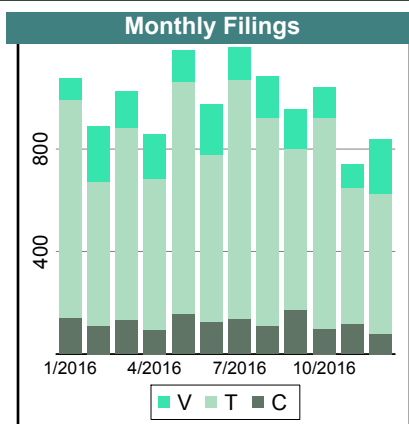
January 2016 thru December 2016

Amherst

District: 24

Court ID: 224009

		Filings	Hearings	Transactions	Concluded	Final Judgmt	Def Judgmt	Cont	Waived
<u>Criminal</u>									
Capias	CA	50	179	179	57	57	-	122	0
Civil Violation	CV	2	2	2	1	1	-	1	0
Felony	F	305	845	845	284	284	-	561	0
Misdemeanor	M	939	2,019	2,096	907	830	-	1,189	77
Motion	MO	53	57	57	54	54	-	3	0
Show Cause	SC	137	288	288	128	128	-	160	0
Criminal Total		1,486	3,390	3,467	1,431	1,354	-	2,036	77
<u>Traffic</u>									
Capias	CA	56	165	165	53	53	-	112	0
Civil Violation	CV	28	76	76	30	30	-	46	0
Felony	F	19	48	48	18	18	-	30	0
Infraction	I	7,325	4,352	8,435	7,238	3,155	-	1,197	4,083
Misdemeanor	M	1,010	2,205	2,206	926	925	-	1,280	1
Motion	MO	33	33	33	33	33	-	-	0
Restricted O/L	RL	1	1	1	1	1	-	-	0
Show Cause	SC	96	241	241	78	78	-	163	0
Traffic Total		8,568	7,121	11,205	8,377	4,293	-	2,828	4,084
<u>Civil</u>									
Abstract	AJ	4	0	4	4	-	-	-	4
Admin License	AL	70	2	72	70	-	-	2	70
Capias	CA	7	0	7	7	-	-	-	7
Detinue	DT	81	59	97	79	7	34	18	38
Garnishment	GA	377	7	387	380	-	-	7	380
Impoundment	IM	18	0	18	18	-	-	-	18
Interrogatory	IN	79	80	151	71	-	-	80	71
Motion for Judgment	MJ	2	2	2	2	2	-	-	0
Overweight	OC	1	0	1	1	-	-	-	1
Other	OT	26	3	28	26	-	1	2	25
Protective Order	PO	63	16	78	62	-	-	15	62
Prelim Prot Order	PP	72	4	75	71	-	-	4	71
Show Cause	SC	50	26	72	46	-	-	26	46
Unlawful Detainer	UD	251	224	312	256	71	97	56	88
Warrant in Debt	WD	704	760	963	721	90	428	242	203
Civil Total		1,805	1,183	2,267	1,814	170	560	452	1,084
Amherst Totals		11,859	11,694	16,939	11,622	5,817	560	5,316	5,245



CASELOAD STATISTICS OF THE GENERAL DISTRICT COURTS

January 2016 thru December 2016

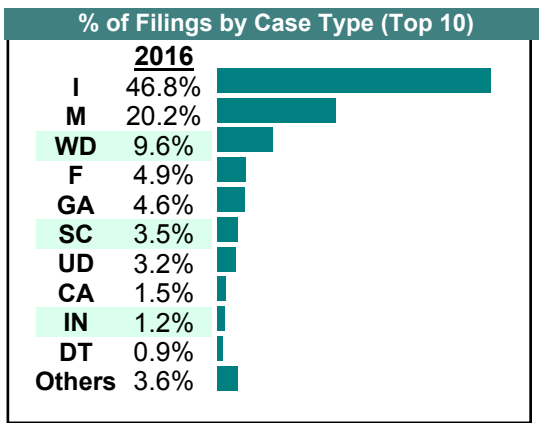
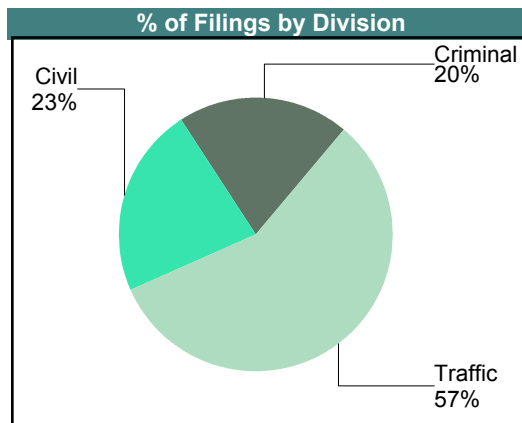
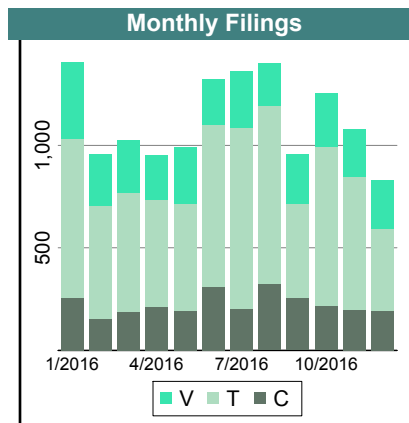
Bedford
District: **24**
Court ID: **224019**

		Filings	Hearings	Transactions	Concluded	Final Judgmt	Def Judgmt	Cont	Waived
<u>Criminal</u>									
Capias	CA	107	346	346	111	111	-	235	0
Civil Violation	CV	68	117	117	61	61	-	56	0
Felony	F	637	2,107	2,107	612	612	-	1,495	0
Misdemeanor	M	1,575	3,786	3,918	1,599	1,467	-	2,319	132
Show Cause	SC	342	557	557	344	344	-	213	0
Criminal Total		2,729	6,913	7,045	2,727	2,595	-	4,318	132

		Filings	Hearings	Transactions	Concluded	Final Judgmt	Def Judgmt	Cont	Waived
<u>Traffic</u>									
Capias	CA	90	290	290	97	97	-	193	0
Civil Violation	CV	1	2	2	1	1	-	1	0
Felony	F	24	79	79	22	22	-	57	0
Infraction	I	6,335	5,486	7,878	6,309	3,917	-	1,569	2,392
Misdemeanor	M	1,161	2,703	2,703	1,097	1,097	-	1,606	0
Motion	MO	1	1	1	1	1	-	-	0
Show Cause	SC	129	277	277	126	126	-	151	0
Traffic Total		7,741	8,838	11,230	7,653	5,261	-	3,577	2,392

		Filings	Hearings	Transactions	Concluded	Final Judgmt	Def Judgmt	Cont	Waived
<u>Civil</u>									
Abstract	AJ	7	0	7	7	-	-	-	7
Admin License	AL	106	0	106	106	-	-	-	106
Bond Forfeiture	BF	2	3	4	3	1	1	1	1
Detinue	DT	117	87	145	118	11	49	27	58
Garnishment	GA	627	156	786	630	-	-	156	630
Impoundment	IM	42	0	42	42	-	-	-	42
Interrogatory	IN	160	162	329	167	-	-	162	167
Overweight	OC	3	0	3	3	-	-	-	3
Other	OT	97	41	136	97	2	-	39	95
Protective Order	PO	70	25	94	69	-	-	25	69
Prelim Prot Order	PP	81	21	103	82	-	-	21	82
Petition-Restore Arms	PR	3	2	5	3	-	-	2	3
Show Cause	SC	8	3	9	7	1	-	2	6
Tenants Assertion	TA	1	0	1	1	-	-	-	1
Unlawful Detainer	UD	437	358	529	430	118	141	99	171
Warrant in Debt	WD	1,292	1,457	1,862	1,292	156	731	570	405
Civil Total		3,053	2,315	4,161	3,057	289	922	1,104	1,846

Bedford Totals		13,523	18,066	22,436	13,437	8,145	922	8,999	4,370
-----------------------	--	---------------	---------------	---------------	---------------	--------------	------------	--------------	--------------

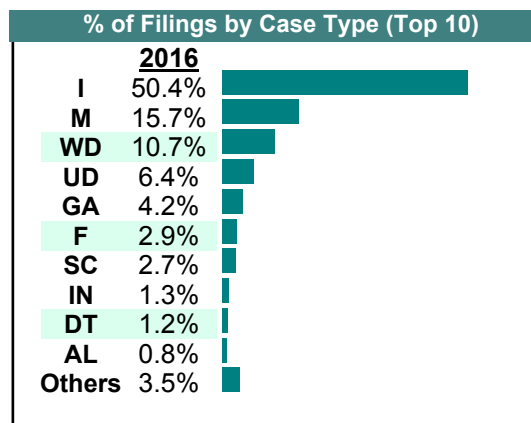
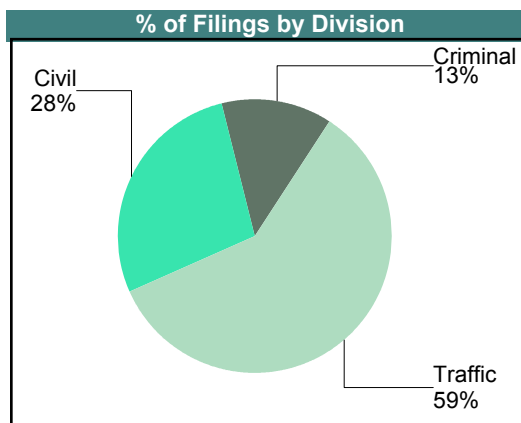
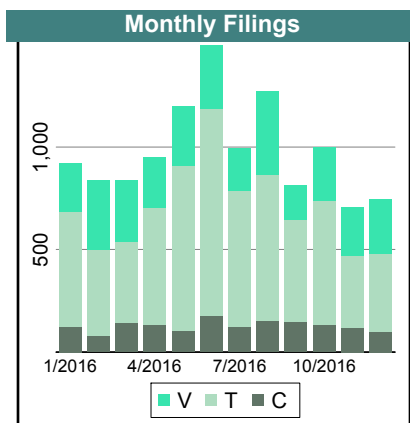


CASELOAD STATISTICS OF THE GENERAL DISTRICT COURTS

January 2016 thru December 2016

Campbell
District: **24**
Court ID: **224031**

		Filings	Hearings	Transactions	Concluded	Final Judgmt	Def Judgmt	Cont	Waived
<u>Criminal</u>									
Capias	CA	46	144	144	49	49	-	95	0
Civil Violation	CV	31	74	75	31	30	-	44	1
Felony	F	338	1,002	1,004	312	310	-	692	2
Misdemeanor	M	921	2,465	2,490	1,003	978	-	1,487	25
Motion	MO	55	57	57	55	55	-	2	0
Show Cause	SC	146	305	305	151	151	-	154	0
Criminal Total		1,537	4,047	4,075	1,601	1,573	-	2,474	28
<u>Traffic</u>									
Capias	CA	30	107	107	34	34	-	73	0
Felony	F	7	17	17	7	7	-	10	0
Infraction	I	5,935	4,487	7,000	5,939	3,426	-	1,061	2,513
Misdemeanor	M	927	1,992	1,992	925	925	-	1,067	0
Motion	MO	7	10	10	6	6	-	3	0
Restricted O/L	RL	1	1	1	1	1	-	-	0
Show Cause	SC	66	182	182	69	69	-	113	0
Traffic Total		6,973	6,796	9,309	6,981	4,468	-	2,327	2,513
<u>Civil</u>									
Abstract	AJ	7	0	7	7	-	-	-	7
Admin License	AL	97	5	102	97	-	-	5	97
Bond Forfeiture	BF	5	4	7	4	1	-	3	3
Capias	CA	11	14	24	10	-	-	14	10
Counter Claim	CC	7	8	14	7	1	-	7	6
Detinue	DT	138	123	218	157	11	51	61	95
Garnishment	GA	497	350	852	502	-	-	350	502
Impoundment	IM	22	0	22	22	-	-	-	22
Interrogatory	IN	155	160	304	144	-	-	160	144
Motion for Judgment	MJ	1	3	3	0	-	-	3	0
Overweight	OC	1	1	2	1	-	-	1	1
Other	OT	26	3	27	25	-	1	2	24
Protective Order	PO	75	15	87	72	-	-	15	72
Prelim Prot Order	PP	86	5	91	86	-	-	5	86
Petition-Restore Arms	PR	3	5	8	3	-	-	5	3
Show Cause	SC	110	44	149	106	-	1	43	105
Tenants Assertion	TA	2	5	6	2	1	-	4	1
Unlawful Detainer	UD	754	537	807	751	144	337	56	270
Warrant in Debt	WD	1,265	1,346	1,680	1,250	196	720	430	334
Civil Total		3,262	2,628	4,410	3,246	354	1,110	1,164	1,782
Campbell Totals		11,772	13,471	17,794	11,828	6,395	1,110	5,965	4,323



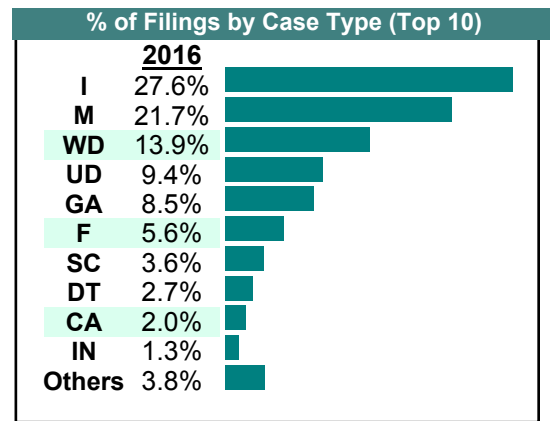
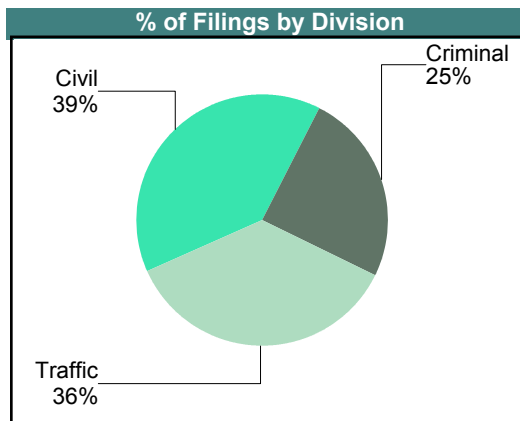
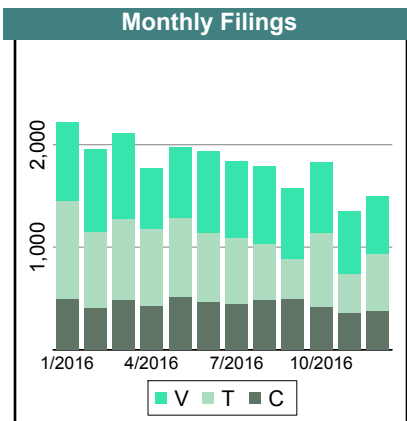
CASELOAD STATISTICS OF THE GENERAL DISTRICT COURTS

January 2016 thru December 2016

Lynchburg

District: 24
Court ID: 224680

		Filings	Hearings	Transactions	Concluded	Final Judgmt	Def Judgmt	Cont	Waived
<u>Criminal</u>									
Capias	CA	331	1,093	1,093	364	364	-	729	0
Civil Violation	CV	58	159	159	57	57	-	102	0
Felony	F	1,186	3,969	3,969	1,209	1,209	-	2,760	0
Misdemeanor	M	3,210	8,229	8,327	3,294	3,196	-	5,031	98
Restricted O/L	RL	1	1	1	1	1	-	-	0
Show Cause	SC	623	1,278	1,278	641	641	-	637	0
Criminal Total		5,409	14,729	14,827	5,566	5,468	-	9,259	98
<u>Traffic</u>									
Capias	CA	103	337	337	111	111	-	226	0
Felony	F	47	166	166	43	43	-	123	0
Infraction	I	6,024	5,131	7,722	6,070	3,479	-	1,651	2,591
Toll Infraction	IT	1	1	1	1	1	-	-	0
Misdemeanor	M	1,539	4,027	4,032	1,561	1,556	-	2,470	5
Other	O	9	12	12	9	9	-	3	0
Restricted O/L	RL	37	37	37	37	37	-	-	0
Show Cause	SC	154	428	428	157	157	-	271	0
Traffic Total		7,914	10,139	12,735	7,989	5,393	-	4,744	2,596
<u>Civil</u>									
Abstract	AJ	24	0	24	24	-	-	-	24
Admin License	AL	220	1	222	221	-	-	1	221
Bond Forfeiture	BF	28	15	48	34	-	1	14	33
Counter Claim	CC	12	12	19	11	4	-	8	7
Custody Relief	CR	1	1	2	1	-	-	1	1
Detinue	DT	582	411	702	585	30	264	117	291
Garnishment	GA	1,851	35	1,884	1,849	-	-	35	1,849
Impoundment	IM	57	0	57	57	-	-	-	57
Interrogatory	IN	280	270	559	289	-	-	270	289
Motion for Judgment	MJ	1	2	3	1	-	-	2	1
Other	OT	39	0	39	39	-	-	-	39
Protective Order	PO	161	41	200	159	-	-	41	159
Prelim Prot Order	PP	175	2	176	174	-	-	2	174
Petition-Restore Arms	PR	1	3	4	1	-	-	3	1
Show Cause	SC	18	11	26	17	2	-	9	15
Tenants Assertion	TA	5	7	8	4	3	-	4	1
Third Party Claim	TH	0	1	1	1	1	-	-	0
Unlawful Detainer	UD	2,044	1,410	2,227	2,016	482	717	211	817
Warrant in Debt	WD	3,034	3,146	4,019	3,082	414	1,795	937	873
Civil Total		8,533	5,368	10,220	8,565	936	2,777	1,655	4,852
Lynchburg Totals		21,856	30,236	37,782	22,120	11,797	2,777	15,658	7,546



CASELOAD STATISTICS OF THE GENERAL DISTRICT COURTS

January 2016 thru December 2016

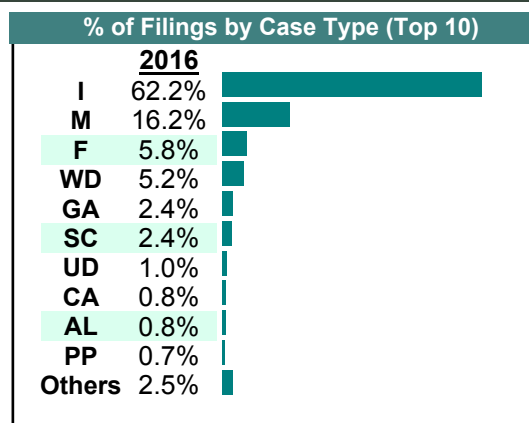
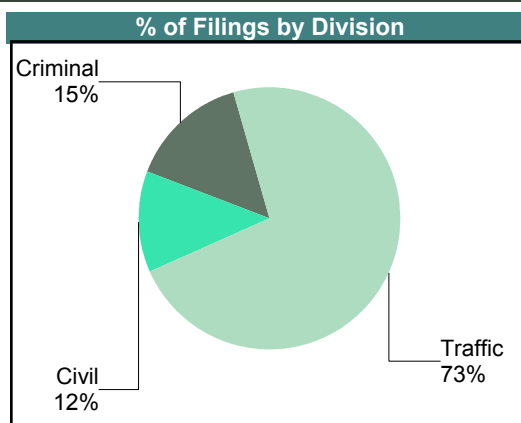
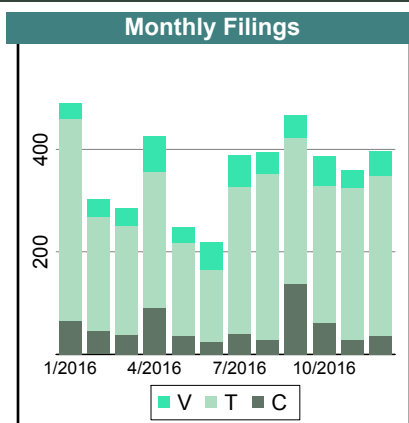
Nelson
District: 24
Court ID: 224125

		Filings	Hearings	Transactions	Concluded	Final Judgmt	Def Judgmt	Cont	Waived
<u>Criminal</u>									
Capias	CA	15	59	59	22	22	-	37	0
Civil Violation	CV	6	6	6	6	6	-	-	0
Felony	F	244	671	671	214	214	-	457	0
Misdemeanor	M	336	760	776	337	321	-	439	16
Show Cause	SC	41	114	114	46	46	-	68	0
Criminal Total		642	1,610	1,626	625	609	-	1,001	16

<u>Traffic</u>									
Capias	CA	19	63	63	22	22	-	41	0
Civil Violation	CV	13	24	24	12	12	-	12	0
Felony	F	11	25	25	7	7	-	18	0
Infraction	I	2,713	1,673	3,134	2,676	1,215	-	457	1,461
Misdemeanor	M	370	784	785	342	341	-	443	1
Restricted O/L	RL	5	5	5	5	5	-	-	0
Show Cause	SC	49	96	96	51	51	-	45	0
Traffic Total		3,180	2,670	4,132	3,115	1,653	-	1,016	1,462

<u>Civil</u>									
Abstract	AJ	1	0	1	1	-	-	-	1
Admin License	AL	33	0	33	33	-	-	-	33
Bond Forfeiture	BF	0	1	1	1	-	1	-	0
Capias	CA	3	5	9	4	-	-	5	4
Detinue	DT	13	14	20	13	5	2	7	6
Garnishment	GA	106	0	106	106	-	-	-	106
Impoundment	IM	15	0	15	15	-	-	-	15
Interrogatory	IN	25	26	46	20	-	-	26	20
Motion for Judgment	MJ	1	1	1	0	-	-	1	0
Other	OT	6	0	6	6	-	-	-	6
Protective Order	PO	25	10	38	28	-	-	10	28
Prelim Prot Order	PP	29	0	29	29	-	-	-	29
Petition-Restore Arms	PR	0	0	1	1	-	-	-	1
Show Cause	SC	13	9	25	16	-	-	9	16
Unlawful Detainer	UD	43	45	52	42	19	16	10	7
Warrant in Debt	WD	227	232	341	247	29	109	94	109
Civil Total		540	343	724	562	53	128	162	381

Nelson Totals		4,362	4,623	6,482	4,302	2,315	128	2,179	1,859
----------------------	--	--------------	--------------	--------------	--------------	--------------	------------	--------------	--------------



Filings by Court & Division

	Amherst	Bedford	Campbell	Lynchbur g	Nelson	Total		
C	Misdemeanor	939 13%	1,575 23%	921 13%	3,210 46%	336 5%	6,981	
	Felony	305 11%	637 24%	338 12%	1,186 44%	244 9%	2,710	
	Show Cause	137 11%	342 27%	146 11%	623 48%	41 3%	1,289	
	Capias	50 9%	107 19%	46 8%	331 60%	15 3%	549	
	Civil Violation	2 1%	68 41%	31 19%	58 35%	6 4%	165	
	Motion	53 49%	- 0%	55 51%	- 0%	- 0%	108	
	Restricted O/L	- 0%	- 0%	- 0%	1 100%	- 0%	1	
	Total	1,486 13%	2,729 23%	1,537 13%	5,409 46%	642 5%	11,803	
	T	Infraction	7,325 26%	6,335 22%	5,935 21%	6,024 21%	2,713 10%	28,332
		Misdemeanor	1,010 20%	1,161 23%	927 19%	1,539 31%	370 7%	5,007
Show Cause		96 19%	129 26%	66 13%	154 31%	49 10%	494	
Capias		56 19%	90 30%	30 10%	103 35%	19 6%	298	
Felony		19 18%	24 22%	7 6%	47 44%	11 10%	108	
Restricted O/L		1 2%	- 0%	1 2%	37 84%	5 11%	44	
Civil Violation		28 67%	1 2%	- 0%	- 0%	13 31%	42	
Motion		33 80%	1 2%	7 17%	- 0%	- 0%	41	
Other		- 0%	- 0%	- 0%	9 100%	- 0%	9	
Toll Infraction		- 0%	- 0%	- 0%	1 100%	- 0%	1	
Total		8,568 25%	7,741 23%	6,973 20%	7,914 23%	3,180 9%	34,376	
V	Warrant in Debt	704 11%	1,292 20%	1,265 19%	3,034 47%	227 3%	6,522	
	Unlawful Detainer	251 7%	437 12%	754 21%	2,044 58%	43 1%	3,529	
	Garnishment	377 11%	627 18%	497 14%	1,851 54%	106 3%	3,458	

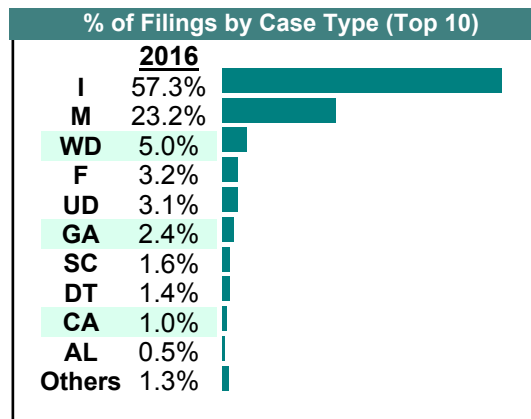
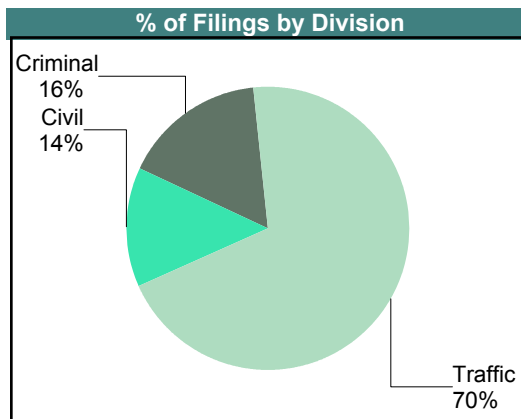
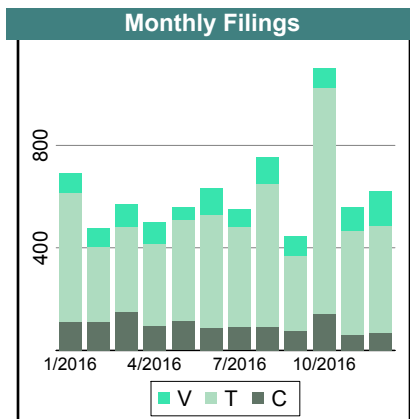
	Amherst	Bedford	Campbell	Lynchburg	Nelson	Total
V Detinue	81	117	138	582	13	931
	9%	13%	15%	63%	1%	
Interrogatory	79	160	155	280	25	699
	11%	23%	22%	40%	4%	
Admin License	70	106	97	220	33	526
	13%	20%	18%	42%	6%	
Prelim Prot Order	72	81	86	175	29	443
	16%	18%	19%	40%	7%	
Protective Order	63	70	75	161	25	394
	16%	18%	19%	41%	6%	
Show Cause	50	8	110	18	13	199
	25%	4%	55%	9%	7%	
Other	26	97	26	39	6	194
	13%	50%	13%	20%	3%	
Impoundment	18	42	22	57	15	154
	12%	27%	14%	37%	10%	
Abstract	4	7	7	24	1	43
	9%	16%	16%	56%	2%	
Bond Forfeiture	-	2	5	28	-	35
	0%	6%	14%	80%	0%	
Capias	7	-	11	-	3	21
	33%	0%	52%	0%	14%	
Counter Claim	-	-	7	12	-	19
	0%	0%	37%	63%	0%	
Tenants Assertion	-	1	2	5	-	8
	0%	13%	25%	63%	0%	
Petition-Restore Arms	-	3	3	1	-	7
	0%	43%	43%	14%	0%	
Motion for Judgment	2	-	1	1	1	5
	40%	0%	20%	20%	20%	
Overweight	1	3	1	-	-	5
	20%	60%	20%	0%	0%	
Custody Relief	-	-	-	1	-	1
	0%	0%	0%	100%	0%	
Third Party Claim	-	-	-	-	-	0
	0%	0%	0%	0%	0%	
Total	1,805	3,053	3,262	8,533	540	17,193
	10%	18%	19%	50%	3%	
Total	11,859	13,523	11,772	21,856	4,362	63,372
	19%	21%	19%	34%	7%	

CASELOAD STATISTICS OF THE GENERAL DISTRICT COURTS

January 2016 thru December 2016

Allegheny
District: 25
Court ID: 225005

		Filings	Hearings	Transactions	Concluded	Final Judgmt	Def Judgmt	Cont	Waived
<u>Criminal</u>									
Capias	CA	38	86	86	37	37	-	49	0
Civil Violation	CV	12	22	22	9	9	-	13	0
Felony	F	231	544	556	235	223	-	321	12
Misdemeanor	M	832	1,743	1,802	852	793	-	950	59
Show Cause	SC	100	188	188	98	98	-	90	0
Criminal Total		1,213	2,583	2,654	1,231	1,160	-	1,423	71
<u>Traffic</u>									
Capias	CA	35	90	90	42	42	-	48	0
Felony	F	5	11	11	5	5	-	6	0
Infraction	I	4,274	2,407	4,750	4,265	1,922	-	485	2,343
Misdemeanor	M	900	1,760	1,762	918	916	-	844	2
Show Cause	SC	11	13	13	11	11	-	2	0
Traffic Total		5,225	4,281	6,626	5,241	2,896	-	1,385	2,345
<u>Civil</u>									
Abstract	AJ	3	0	3	3	-	-	-	3
Admin License	AL	37	0	37	37	-	-	-	37
Bond Forfeiture	BF	3	3	6	5	-	2	1	3
Capias	CA	1	0	1	1	-	-	-	1
Counter Claim	CC	2	4	4	2	2	-	2	0
Detinue	DT	107	96	162	113	9	38	49	66
Garnishment	GA	180	34	212	178	-	-	34	178
Impoundment	IM	5	0	5	5	-	-	-	5
Interrogatory	IN	10	6	17	11	-	-	6	11
Overweight	OC	1	1	1	0	-	-	1	0
Other	OT	9	1	9	9	-	1	-	8
Protective Order	PO	13	0	13	13	-	-	-	13
Prelim Prot Order	PP	37	1	38	37	-	-	1	37
Petition-Restore Arms	PR	2	2	4	2	-	-	2	2
Show Cause	SC	7	1	7	7	1	-	-	6
Tenants Assertion	TA	2	2	2	1	1	-	1	0
Unlawful Detainer	UD	228	197	303	221	43	72	82	106
Warrant in Debt	WD	371	364	489	365	52	188	124	125
Civil Total		1,018	712	1,313	1,010	108	301	303	601
Allegheny Totals		7,456	7,576	10,593	7,482	4,164	301	3,111	3,017

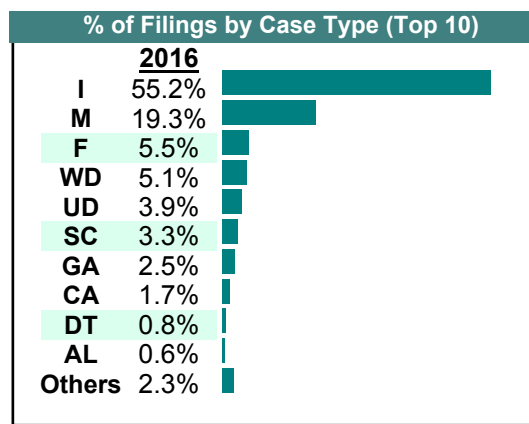
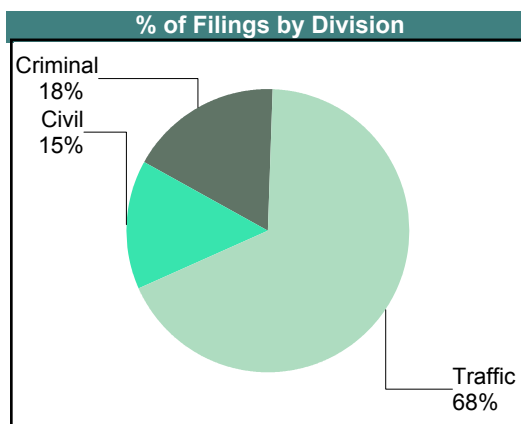
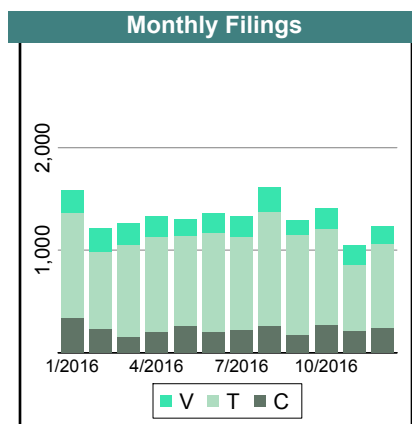


CASELOAD STATISTICS OF THE GENERAL DISTRICT COURTS

January 2016 thru December 2016

Augusta
District: 25
Court ID: 225015

		Filings	Hearings	Transactions	Concluded	Final Judgmt	Def Judgmt	Cont	Waived
<u>Criminal</u>									
Capias	CA	176	410	410	184	184	-	225	0
Civil Violation	CV	40	108	108	37	37	-	71	0
Felony	F	842	2,050	2,052	621	619	-	1,431	2
Misdemeanor	M	1,443	3,873	3,941	1,358	1,290	-	2,583	68
Other	O	2	3	3	2	2	-	1	0
Show Cause	SC	302	785	785	323	323	-	462	0
Criminal Total		2,805	7,229	7,299	2,525	2,455	-	4,773	70
<u>Traffic</u>									
Capias	CA	87	249	249	93	93	-	156	0
Civil Violation	CV	3	5	5	3	3	-	2	0
Felony	F	30	79	79	24	24	-	55	0
Infraction	I	8,823	7,703	11,635	8,762	4,830	-	2,871	3,932
Misdemeanor	M	1,639	4,079	4,081	1,511	1,509	-	2,569	2
Other	O	73	71	77	73	67	-	4	6
Show Cause	SC	192	336	336	202	202	-	133	0
Traffic Total		10,847	12,522	16,462	10,668	6,728	-	5,790	3,940
<u>Civil</u>									
Abstract	AJ	19	0	19	19	-	-	-	19
Admin License	AL	96	4	100	96	-	-	4	96
Capias	CA	4	2	4	2	-	-	2	2
Counter Claim	CC	3	4	7	3	-	-	4	3
Detinue	DT	126	137	215	141	17	46	74	78
Garnishment	GA	404	4	408	404	-	-	4	404
Impoundment	IM	15	0	15	15	-	-	-	15
Interrogatory	IN	49	44	88	44	-	-	44	44
Motion for Judgment	MJ	3	2	7	5	-	-	2	5
Overweight	OC	1	0	1	1	-	-	-	1
Other	OT	4	0	4	4	-	-	-	4
Protective Order	PO	71	31	99	68	-	-	31	68
Prelim Prot Order	PP	76	5	81	76	-	-	5	76
Petition-Restore Arms	PR	9	14	23	9	-	-	14	9
Show Cause	SC	28	22	45	23	-	-	22	23
Unlawful Detainer	UD	624	531	827	622	119	207	205	296
Warrant in Debt	WD	814	835	1,147	821	99	410	326	312
Civil Total		2,346	1,635	3,090	2,353	235	663	737	1,455
Augusta Totals		15,998	21,386	26,851	15,546	9,418	663	11,300	5,465



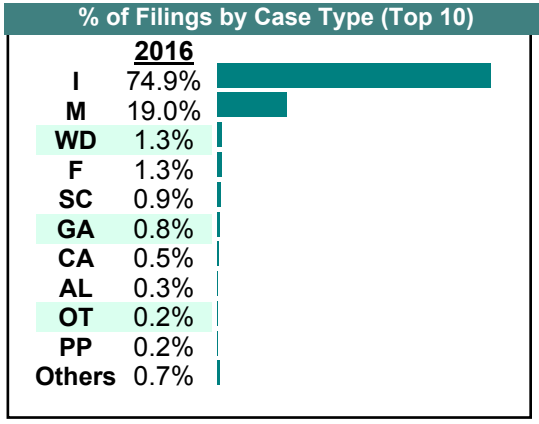
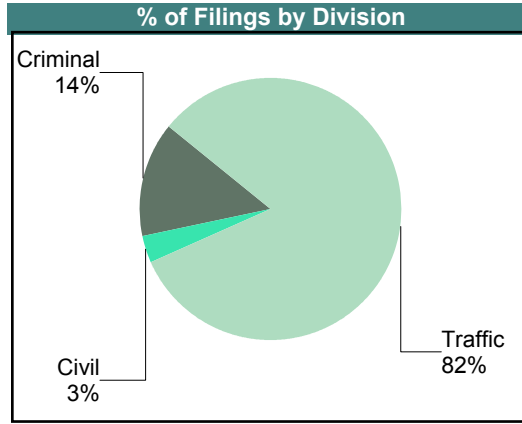
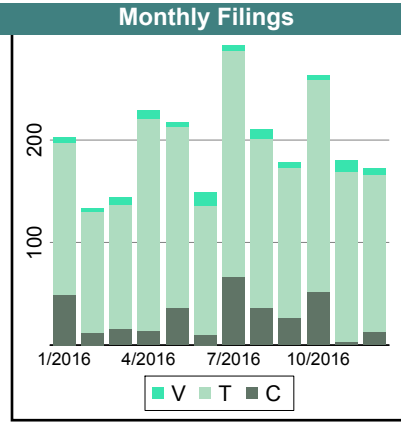
CASELOAD STATISTICS OF THE GENERAL DISTRICT COURTS

January 2016 thru December 2016

Bath

District: **25**
Court ID: **225017**

		<u>Filings</u>	<u>Hearings</u>	<u>Transactions</u>	<u>Concluded</u>	<u>Final Judgmt</u>	<u>Def Judgmt</u>	<u>Cont</u>	<u>Waived</u>
<u>Criminal</u>									
Capias	CA	9	19	19	9	9	-	10	0
Felony	F	26	66	66	27	27	-	39	0
Misdemeanor	M	282	393	480	287	200	-	193	87
Show Cause	SC	18	45	45	19	19	-	26	0
Criminal Total		335	523	610	342	255	-	268	87
<u>Traffic</u>									
Capias	CA	3	7	7	1	1	-	6	0
Felony	F	4	10	10	4	4	-	6	0
Infraction	I	1,774	1,152	2,071	1,770	851	-	301	919
Misdemeanor	M	168	348	349	166	165	-	183	1
Restricted O/L	RL	1	1	1	1	1	-	-	0
Show Cause	SC	4	16	16	3	3	-	13	0
Traffic Total		1,954	1,534	2,454	1,945	1,025	-	509	920
<u>Civil</u>									
Abstract	AJ	1	0	1	1	-	-	-	1
Admin License	AL	7	2	9	7	-	-	1	7
Bond Forfeiture	BF	1	1	1	0	-	-	-	0
Detinue	DT	1	2	3	1	-	-	2	1
Garnishment	GA	18	4	22	18	-	-	4	18
Impoundment	IM	3	0	3	3	-	-	-	3
Interrogatory	IN	2	1	2	1	-	-	1	1
Overweight	OC	1	0	1	1	-	-	-	1
Other	OT	5	0	5	5	-	-	-	5
Protective Order	PO	1	0	1	1	-	-	-	1
Prelim Prot Order	PP	5	1	6	5	-	-	1	5
Unlawful Detainer	UD	5	8	8	5	5	-	3	0
Warrant in Debt	WD	31	28	43	28	9	4	15	15
Civil Total		81	47	105	76	14	4	27	58
Bath Totals		2,370	2,104	3,169	2,363	1,294	4	804	1,065



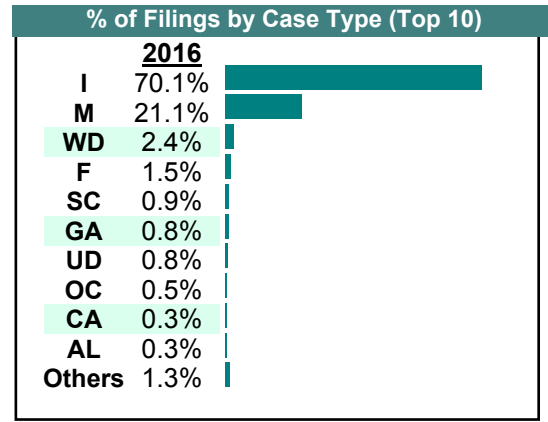
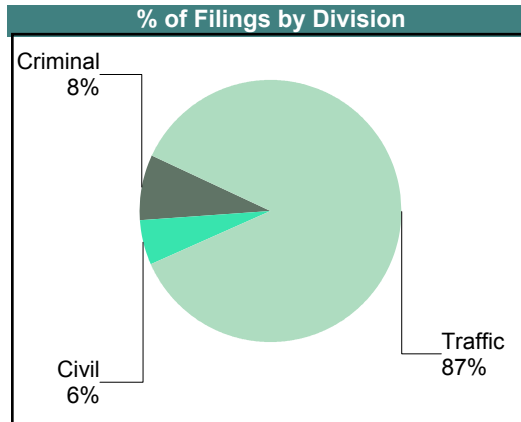
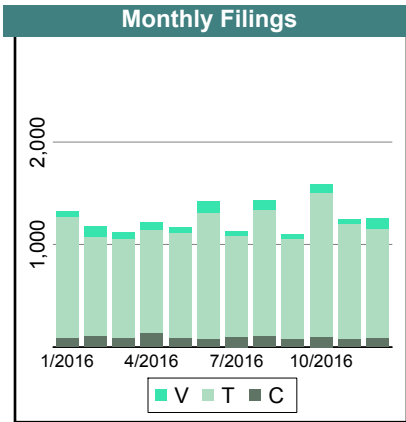
CASELOAD STATISTICS OF THE GENERAL DISTRICT COURTS

January 2016 thru December 2016

Botetourt

District: **25**
Court ID: **225023**

		Filings	Hearings	Transactions	Concluded	Final Judgmt	Def Judgmt	Cont	Waived
<u>Criminal</u>									
Capias	CA	49	134	134	52	52	-	82	0
Civil Violation	CV	26	50	50	25	25	-	25	0
Felony	F	213	589	627	238	200	-	389	38
Misdemeanor	M	760	1,779	1,834	763	708	-	1,071	55
Motion	MO	17	17	17	17	17	-	-	0
Show Cause	SC	119	216	216	108	108	-	108	0
Criminal Total		1,184	2,785	2,878	1,203	1,110	-	1,675	93
<u>Traffic</u>									
Capias	CA	4	19	19	5	5	-	14	0
Felony	F	19	48	49	14	13	-	35	1
Infraction	I	10,646	7,347	12,333	10,589	5,603	-	1,744	4,986
Misdemeanor	M	2,438	4,460	4,461	2,418	2,417	-	2,043	1
Motion	MO	5	5	5	5	5	-	-	0
Restricted O/L	RL	4	4	4	4	4	-	-	0
Show Cause	SC	20	37	37	18	18	-	19	0
Traffic Total		13,136	11,920	16,908	13,053	8,065	-	3,855	4,988
<u>Civil</u>									
Abstract	AJ	6	0	6	6	-	-	-	6
Admin License	AL	49	4	53	49	-	-	4	49
Bond Forfeiture	BF	2	4	5	3	1	1	2	1
Counter Claim	CC	4	7	7	2	1	1	5	0
Custody Relief	CR	2	3	4	2	1	-	2	1
Detinue	DT	8	16	22	7	1	-	15	6
Garnishment	GA	127	25	150	125	-	-	25	125
Impoundment	IM	21	0	21	21	-	-	-	21
Interrogatory	IN	46	36	86	50	-	-	36	50
Overweight	OC	72	12	83	71	-	-	12	71
Other	OT	17	3	20	17	-	-	3	17
Protective Order	PO	19	5	23	19	1	-	4	18
Prelim Prot Order	PP	14	1	14	14	1	-	-	13
Show Cause	SC	1	0	1	1	-	-	-	1
Unlawful Detainer	UD	116	100	153	115	21	41	38	53
Warrant in Debt	WD	360	374	514	353	43	170	161	140
Civil Total		864	590	1,162	855	70	213	307	572
Botetourt Totals		15,184	15,295	20,948	15,111	9,245	213	5,837	5,653



CASELOAD STATISTICS OF THE GENERAL DISTRICT COURTS

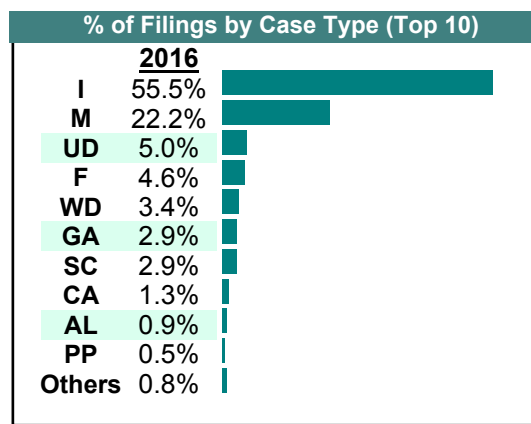
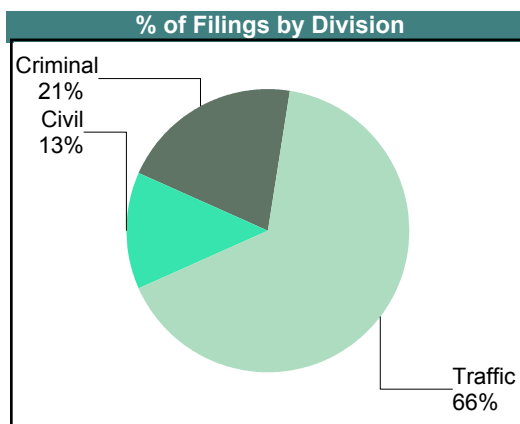
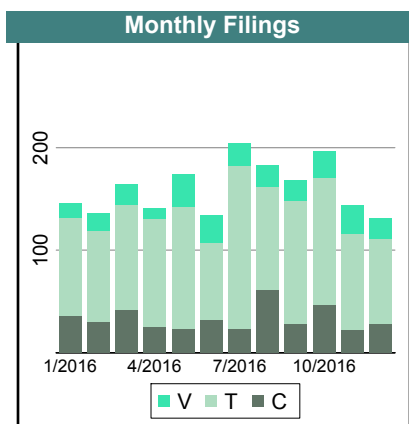
January 2016 thru December 2016

Buena Vista

District: **25**

Court ID: **225530**

		Filings	Hearings	Transactions	Concluded	Final Judgmt	Def Judgmt	Cont	Waived
<u>Criminal</u>									
Capias	CA	20	51	51	20	20	-	31	0
Civil Violation	CV	3	4	4	3	3	-	1	0
Felony	F	86	237	237	97	97	-	140	0
Misdemeanor	M	256	497	516	241	222	-	275	19
Show Cause	SC	35	78	78	33	33	-	45	0
Criminal Total		400	867	886	394	375	-	492	19
<u>Traffic</u>									
Capias	CA	5	7	7	2	2	-	5	0
Civil Violation	CV	1	1	1	1	1	-	-	0
Felony	F	3	9	9	2	2	-	7	0
Infraction	I	1,066	831	1,284	1,072	619	-	212	453
Misdemeanor	M	170	299	300	162	161	-	138	1
Other	O	1	1	1	1	1	-	-	0
Show Cause	SC	19	35	35	20	20	-	15	0
Traffic Total		1,265	1,183	1,637	1,260	806	-	377	454
<u>Civil</u>									
Abstract	AJ	1	0	1	1	-	-	-	1
Admin License	AL	18	0	18	18	-	-	-	18
Bond Forfeiture	BF	1	0	1	1	-	-	-	1
Detinue	DT	3	3	4	3	1	1	1	1
Garnishment	GA	55	3	59	56	-	-	3	56
Impoundment	IM	1	0	1	1	-	-	-	1
Interrogatory	IN	1	2	3	1	-	-	2	1
Other	OT	4	2	4	4	-	2	-	2
Prelim Prot Order	PP	9	2	11	9	-	-	2	9
Show Cause	SC	1	1	2	1	-	-	1	1
Unlawful Detainer	UD	97	81	120	96	21	36	23	39
Warrant in Debt	WD	66	55	84	66	11	26	18	29
Civil Total		257	149	308	257	33	65	50	159
Buena Vista Totals		1,922	2,199	2,831	1,911	1,214	65	919	632



CASELOAD STATISTICS OF THE GENERAL DISTRICT COURTS

January 2016 thru December 2016

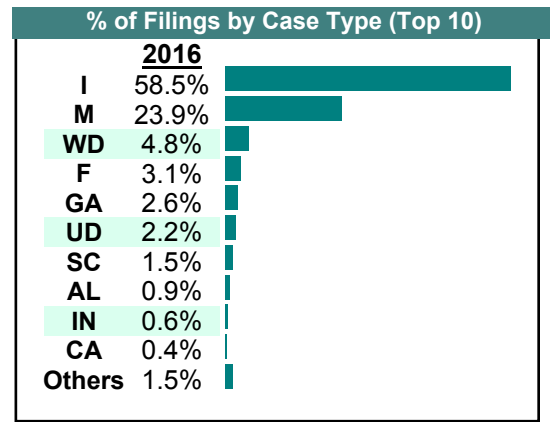
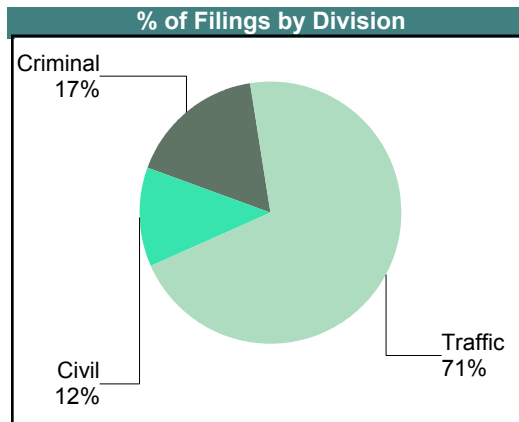
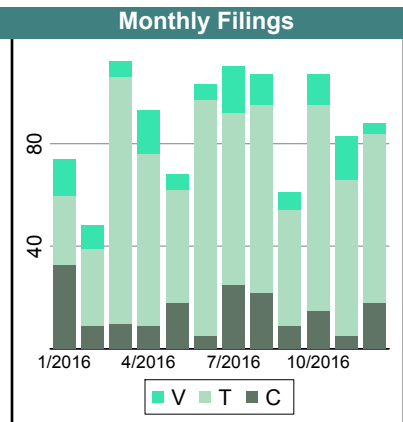
Craig
District: **25**
Court ID: **225045**

		Filings	Hearings	Transactions	Concluded	Final Judgmt	Def Judgmt	Cont	Waived
<u>Criminal</u>									
Capias	CA	4	28	28	4	4	-	24	0
Civil Violation	CV	0	1	1	1	1	-	-	0
Felony	F	33	102	102	34	34	-	68	0
Misdemeanor	M	126	254	270	125	109	-	145	16
Motion	MO	1	1	1	1	1	-	-	0
Show Cause	SC	14	34	34	15	15	-	19	0
Criminal Total		178	420	436	180	164	-	256	16

<u>Traffic</u>									
Civil Violation	CV	1	2	2	0	-	-	2	0
Felony	F	0	1	1	1	1	-	-	0
Infraction	I	617	522	710	604	416	-	106	188
Misdemeanor	M	126	264	265	127	126	-	138	1
Restricted O/L	RL	2	3	3	2	2	-	1	0
Show Cause	SC	2	2	2	2	2	-	-	0
Traffic Total		748	794	983	736	547	-	247	189

<u>Civil</u>									
Admin License	AL	9	0	9	9	-	-	-	9
Counter Claim	CC	1	1	2	1	-	-	1	1
Detinue	DT	2	0	2	2	-	-	-	2
Garnishment	GA	27	9	36	27	-	-	9	27
Impoundment	IM	1	0	1	1	-	-	-	1
Interrogatory	IN	6	10	15	5	-	-	10	5
Other	OT	3	0	3	3	-	-	-	3
Protective Order	PO	2	1	3	2	-	-	1	2
Prelim Prot Order	PP	2	0	2	2	-	-	-	2
Tenants Assertion	TA	1	1	2	1	-	-	1	1
Unlawful Detainer	UD	23	27	34	22	6	9	12	7
Warrant in Debt	WD	51	55	75	55	9	26	20	20
Civil Total		128	104	184	130	15	35	54	80

Craig Totals		1,054	1,318	1,603	1,046	726	35	557	285
---------------------	--	--------------	--------------	--------------	--------------	------------	-----------	------------	------------

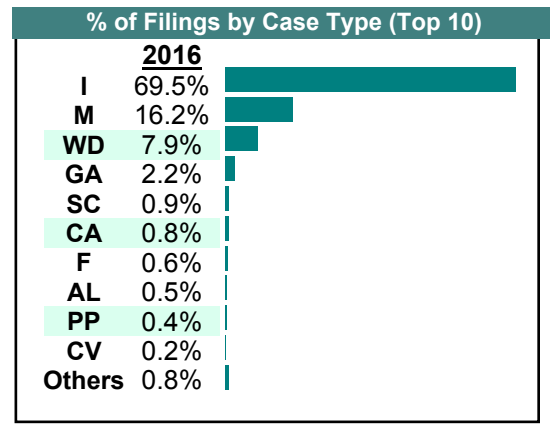
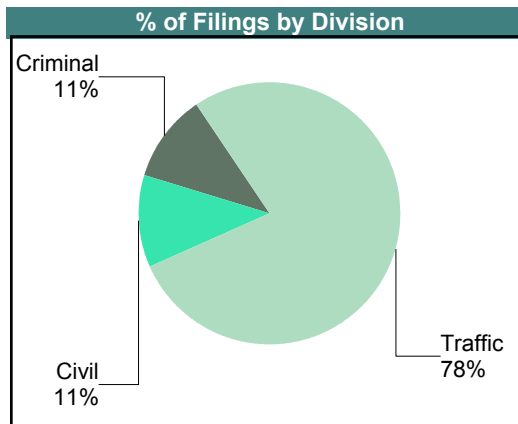
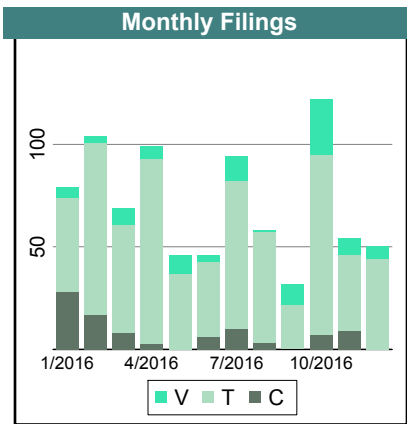


CASELOAD STATISTICS OF THE GENERAL DISTRICT COURTS

January 2016 thru December 2016

Highland
District: 25
Court ID: 225091

		Filings	Hearings	Transactions	Concluded	Final Judgmt	Def Judgmt	Cont	Waived
<u>Criminal</u>									
Capias	CA	2	4	4	2	2	-	2	0
Civil Violation	CV	2	4	4	2	2	-	2	0
Felony	F	4	13	13	4	4	-	9	0
Misdemeanor	M	80	151	160	80	71	-	80	9
Show Cause	SC	3	13	13	3	3	-	10	0
Criminal Total		91	185	194	91	82	-	103	9
<u>Traffic</u>									
Capias	CA	5	12	12	5	5	-	7	0
Felony	F	1	2	2	1	1	-	1	0
Infraction	I	593	400	717	594	277	-	123	317
Misdemeanor	M	58	125	126	62	61	-	64	1
Motion	MO	2	2	2	2	2	-	-	0
Show Cause	SC	5	12	12	6	6	-	6	0
Traffic Total		664	553	871	670	352	-	201	318
<u>Civil</u>									
Admin License	AL	4	0	4	4	-	-	-	4
Detinue	DT	1	1	2	1	-	-	1	1
Garnishment	GA	19	1	20	19	-	-	1	19
Interrogatory	IN	1	1	1	0	-	-	1	0
Protective Order	PO	2	0	2	2	-	-	-	2
Prelim Prot Order	PP	3	0	3	3	-	-	-	3
Unlawful Detainer	UD	1	2	2	2	1	1	-	0
Warrant in Debt	WD	67	58	90	67	9	26	23	32
Civil Total		98	63	124	98	10	27	26	61
Highland Totals		853	801	1,189	859	444	27	330	388



CASELOAD STATISTICS OF THE GENERAL DISTRICT COURTS

January 2016 thru December 2016

Rockbridge

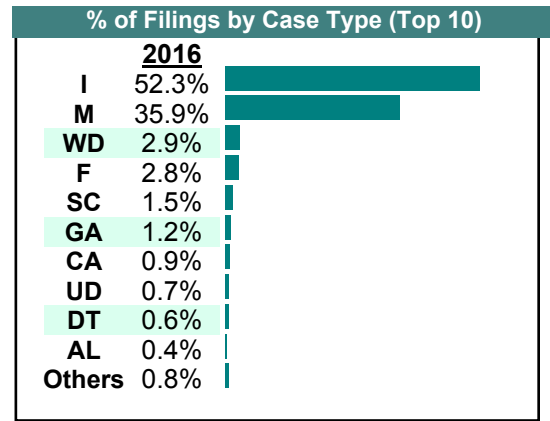
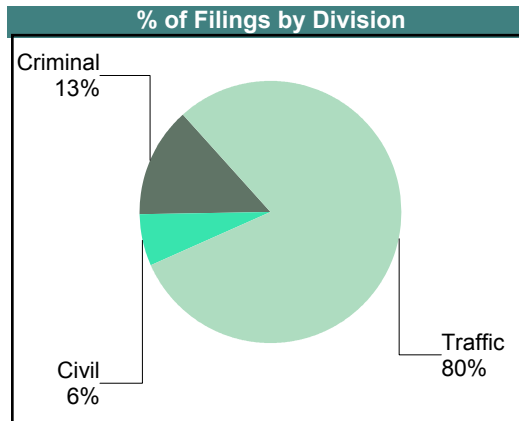
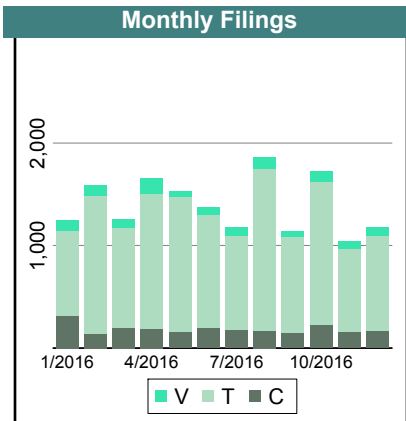
District: **25**
Court ID: **225163**

		Filings	Hearings	Transactions	Concluded	Final Judgmt	Def Judgmt	Cont	Waived
<u>Criminal</u>									
Capias	CA	86	246	246	81	81	-	165	0
Civil Violation	CV	28	78	78	33	33	-	45	0
Felony	F	450	931	1,128	406	209	-	722	197
Misdemeanor	M	1,523	3,038	3,111	1,376	1,303	-	1,735	73
Show Cause	SC	169	412	412	166	166	-	246	0
Criminal Total		2,256	4,705	4,975	2,062	1,792	-	2,913	270

		Filings	Hearings	Transactions	Concluded	Final Judgmt	Def Judgmt	Cont	Waived
<u>Traffic</u>									
Capias	CA	54	145	145	62	62	-	83	0
Civil Violation	CV	2	2	2	2	2	-	-	0
Felony	F	17	48	54	19	13	-	35	6
Infraction	I	8,779	5,216	9,966	8,802	4,052	-	1,164	4,750
Misdemeanor	M	4,502	7,871	7,872	4,446	4,445	-	3,426	1
Other	O	8	7	8	8	7	-	-	1
Show Cause	SC	82	171	171	85	85	-	86	0
Traffic Total		13,444	13,460	18,218	13,424	8,666	-	4,794	4,758

		Filings	Hearings	Transactions	Concluded	Final Judgmt	Def Judgmt	Cont	Waived
<u>Civil</u>									
Abstract	AJ	6	0	6	6	-	-	-	6
Admin License	AL	68	0	68	68	-	-	-	68
Bond Forfeiture	BF	10	8	13	5	-	-	7	5
Capias	CA	4	4	8	4	-	-	4	4
Detinue	DT	108	102	159	115	9	49	44	57
Garnishment	GA	195	13	206	193	-	-	12	193
Impoundment	IM	20	0	20	20	-	-	-	20
Interrogatory	IN	12	14	25	11	-	-	14	11
Motion for Judgment	MJ	0	1	1	1	1	-	-	0
Overweight	OC	3	0	3	3	-	-	-	3
Other	OT	6	0	6	6	-	-	-	6
Protective Order	PO	8	0	8	8	-	-	-	8
Prelim Prot Order	PP	27	2	29	27	-	-	2	27
Petition-Restore Arms	PR	2	1	3	2	-	-	1	2
Restricted O/L	RL	1	0	1	1	-	-	-	1
Show Cause	SC	9	4	12	8	-	-	3	8
Tenants Assertion	TA	2	3	5	2	-	-	3	2
Unlawful Detainer	UD	113	105	149	116	34	38	33	44
Warrant in Debt	WD	480	492	668	480	56	248	187	176
Zoning Viol	ZO	2	2	4	3	1	-	1	2
Civil Total		1,076	751	1,394	1,079	101	335	311	643

Rockbridge Totals		16,776	18,916	24,587	16,565	10,559	335	8,018	5,671
--------------------------	--	---------------	---------------	---------------	---------------	---------------	------------	--------------	--------------

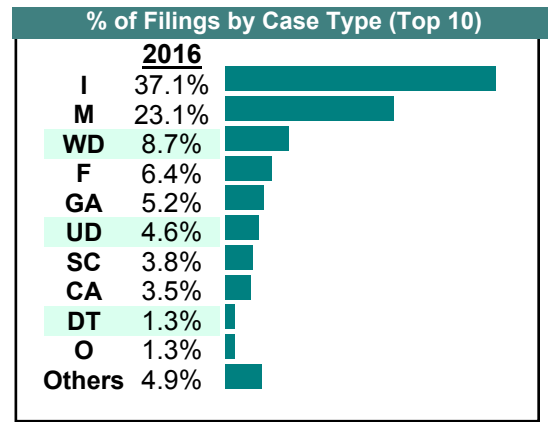
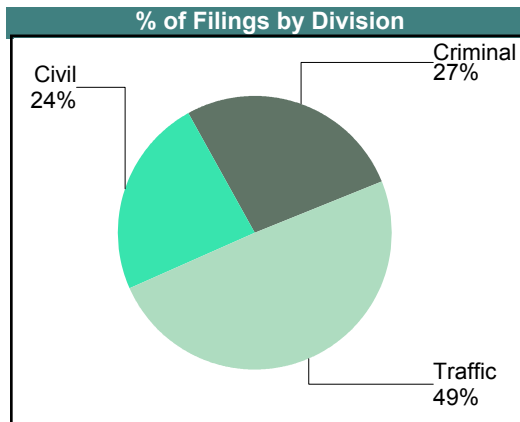
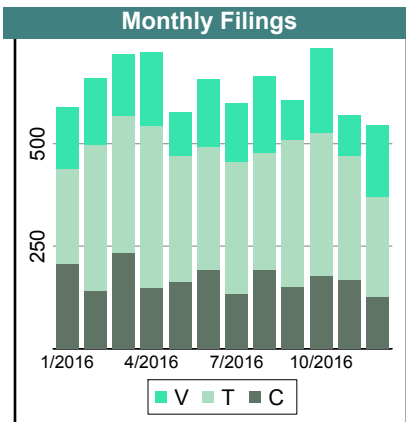


CASELOAD STATISTICS OF THE GENERAL DISTRICT COURTS

January 2016 thru December 2016

Staunton
District: 25
Court ID: 225790

		<u>Filings</u>	<u>Hearings</u>	<u>Transactions</u>	<u>Concluded</u>	<u>Final Judgmt</u>	<u>Def Judgmt</u>	<u>Cont</u>	<u>Waived</u>
<u>Criminal</u>									
Capias	CA	174	433	433	188	188	-	245	0
Civil Violation	CV	38	80	80	43	43	-	37	0
Felony	F	481	1,638	1,638	476	476	-	1,162	0
Misdemeanor	M	1,090	3,324	3,353	1,142	1,113	-	2,211	29
Motion	MO	51	67	67	50	50	-	17	0
Show Cause	SC	211	560	560	210	210	-	350	0
Criminal Total		2,045	6,102	6,131	2,109	2,080	-	4,022	29
<u>Traffic</u>									
Capias	CA	92	202	202	83	83	-	119	0
Felony	F	11	32	32	9	9	-	23	0
Infraction	I	2,833	2,790	3,735	2,849	1,904	-	886	945
Misdemeanor	M	678	1,721	1,722	644	643	-	1,078	1
Motion	MO	6	6	6	6	6	-	-	0
Other	O	97	97	97	97	97	-	-	0
Restricted O/L	RL	11	12	12	11	11	-	1	0
Show Cause	SC	53	130	130	59	59	-	71	0
Traffic Total		3,781	4,990	5,936	3,758	2,812	-	2,178	946
<u>Civil</u>									
Abstract	AJ	13	0	13	13	-	-	-	13
Admin License	AL	64	1	65	64	-	-	1	64
Bond Forfeiture	BF	35	18	53	35	-	-	18	35
Capias	CA	2	6	8	2	-	-	6	2
Detinue	DT	102	121	172	112	6	55	60	51
Garnishment	GA	398	7	405	398	-	-	7	398
Impoundment	IM	23	0	23	23	-	-	-	23
Interrogatory	IN	55	78	134	56	-	-	78	56
Motion for Judgment	MJ	2	2	4	2	-	-	2	2
Mechanic's Lien	ML	1	0	1	1	-	-	-	1
Other	OT	18	0	18	18	-	-	-	18
Protective Order	PO	26	11	35	24	-	-	11	24
Prelim Prot Order	PP	33	4	37	33	-	-	4	33
Show Cause	SC	27	36	59	23	-	-	36	23
Unlawful Detainer	UD	348	366	487	350	88	141	137	121
Warrant in Debt	WD	667	669	898	664	81	354	234	229
Civil Total		1,814	1,319	2,412	1,818	175	550	594	1,093
Staunton Totals		7,640	12,411	14,479	7,685	5,067	550	6,794	2,068



CASELOAD STATISTICS OF THE GENERAL DISTRICT COURTS

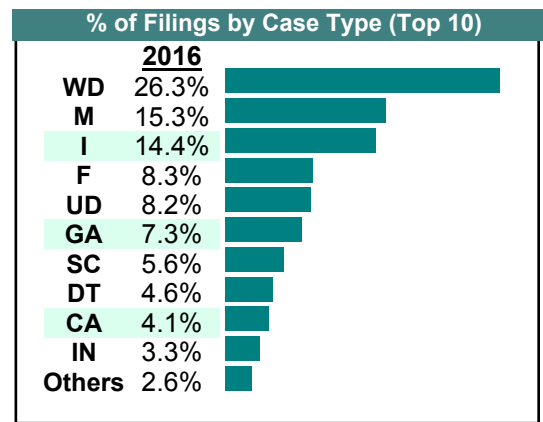
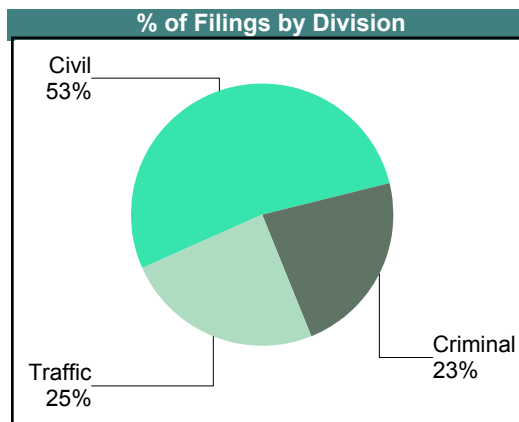
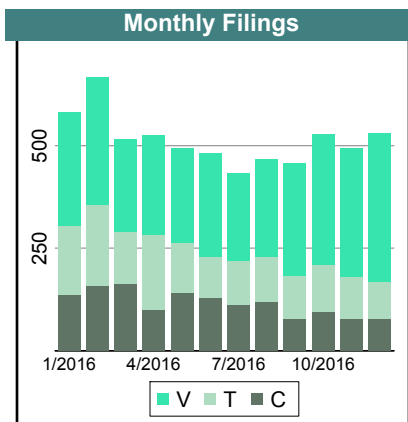
January 2016 thru December 2016

Waynesboro

District: **25**

Court ID: **225820**

		<u>Filings</u>	<u>Hearings</u>	<u>Transactions</u>	<u>Concluded</u>	<u>Final Judgmt</u>	<u>Def Judgmt</u>	<u>Cont</u>	<u>Waived</u>
<u>Criminal</u>									
Capias	CA	175	409	409	183	183	-	226	0
Civil Violation	CV	5	8	8	5	5	-	3	0
Felony	F	500	1,429	1,429	552	552	-	877	0
Misdemeanor	M	546	1,232	1,264	570	538	-	694	32
Restricted O/L	RL	1	3	3	1	1	-	2	0
Show Cause	SC	173	485	485	191	191	-	294	0
Criminal Total		1,400	3,566	3,598	1,502	1,470	-	2,096	32
<u>Traffic</u>									
Capias	CA	75	198	198	79	79	-	119	0
Civil Violation	CV	12	33	33	16	16	-	17	0
Felony	F	15	41	41	20	20	-	21	0
Infraction	I	888	671	1,114	897	454	-	217	443
Misdemeanor	M	401	1,078	1,078	429	429	-	649	0
Other	O	1	2	2	1	1	-	1	0
Restricted O/L	RL	15	16	16	15	15	-	1	0
Show Cause	SC	107	308	308	114	114	-	194	0
Traffic Total		1,514	2,347	2,790	1,571	1,128	-	1,219	443
<u>Civil</u>									
Abstract	AJ	14	0	14	14	-	-	-	14
Admin License	AL	31	0	31	31	-	-	-	31
Bond Forfeiture	BF	4	1	5	4	-	-	1	4
Capias	CA	6	2	7	5	-	-	2	5
Detinue	DT	281	294	407	280	13	154	127	113
Garnishment	GA	450	18	473	455	-	-	18	455
Impoundment	IM	11	0	11	11	-	-	-	11
Interrogatory	IN	202	336	541	205	-	-	336	205
Motion for Judgment	MJ	2	1	3	2	-	-	1	2
Other	OT	6	0	6	6	-	-	-	6
Protective Order	PO	23	3	25	22	-	-	3	22
Prelim Prot Order	PP	30	21	50	29	-	-	21	29
Show Cause	SC	67	62	107	45	-	-	62	45
Tenants Assertion	TA	3	7	9	3	1	-	6	2
Unlawful Detainer	UD	505	510	693	498	109	206	195	183
Warrant in Debt	WD	1,621	1,744	2,343	1,614	121	894	729	599
Civil Total		3,256	2,999	4,725	3,224	244	1,254	1,501	1,726
Waynesboro Totals		6,170	8,912	11,113	6,297	2,842	1,254	4,816	2,201



Filings by Court & Division

	Alleghany	Augusta	Bath	Botetourt	Buena Vista	Craig	Highland	Rockbridge	Staunton	Waynesboro	Total	
C	Misdemeanor	832 12%	1,443 21%	282 4%	760 11%	256 4%	126 2%	80 1%	1,523 22%	1,090 16%	546 8%	6,938
	Felony	231 8%	842 29%	26 1%	213 7%	86 3%	33 1%	4 0%	450 16%	481 17%	500 17%	2,866
	Show Cause	100 9%	302 26%	18 2%	119 10%	35 3%	14 1%	3 0%	169 15%	211 18%	173 15%	1,144
	Capias	38 5%	176 24%	9 1%	49 7%	20 3%	4 1%	2 0%	86 12%	174 24%	175 24%	733
	Civil Violation	12 8%	40 26%	- 0%	26 17%	3 2%	- 0%	2 1%	28 18%	38 25%	5 3%	154
	Motion	- 0%	- 0%	- 0%	17 25%	- 0%	1 1%	- 0%	- 0%	51 74%	- 0%	69
	Other	- 0%	2 100%	- 0%	- 0%	- 0%	- 0%	- 0%	- 0%	- 0%	- 0%	2
	Restricted O/L	- 0%	- 0%	- 0%	- 0%	- 0%	- 0%	- 0%	- 0%	- 0%	1 100%	1
	Total	1,213 10%	2,805 24%	335 3%	1,184 10%	400 3%	178 1%	91 1%	2,256 19%	2,045 17%	1,400 12%	11,907
	T	Infraction	4,274 11%	8,823 22%	1,774 4%	10,646 26%	1,066 3%	617 2%	593 1%	8,779 22%	2,833 7%	888 2%
Misdemeanor		900 8%	1,639 15%	168 2%	2,438 22%	170 2%	126 1%	58 1%	4,502 41%	678 6%	401 4%	11,080
Show Cause		11 2%	192 39%	4 1%	20 4%	19 4%	2 0%	5 1%	82 17%	53 11%	107 22%	495
Capias		35 10%	87 24%	3 1%	4 1%	5 1%	- 0%	5 1%	54 15%	92 26%	75 21%	360
Other		- 0%	73 41%	- 0%	- 0%	1 1%	- 0%	- 0%	8 4%	97 54%	1 1%	180
Felony		5 5%	30 29%	4 4%	19 18%	3 3%	- 0%	1 1%	17 16%	11 10%	15 14%	105
Restricted O/L		- 0%	- 0%	1 3%	4 12%	- 0%	2 6%	- 0%	- 0%	11 33%	15 45%	33
Civil Violation		- 0%	3 16%	- 0%	- 0%	1 5%	1 5%	- 0%	2 11%	- 0%	12 63%	19
Motion		- 0%	- 0%	- 0%	5 38%	- 0%	- 0%	2 15%	- 0%	6 46%	- 0%	13
Total		5,225 10%	10,847 21%	1,954 4%	13,136 25%	1,265 2%	748 1%	664 1%	13,444 26%	3,781 7%	1,514 3%	52,578
V	Warrant in Debt	371 8%	814 18%	31 1%	360 8%	66 1%	51 1%	67 1%	480 11%	667 15%	1,621 36%	4,528
	Unlawful Detainer	228 11%	624 30%	5 0%	116 6%	97 5%	23 1%	1 0%	113 5%	348 17%	505 25%	2,060
	Garnishment	180 10%	404 22%	18 1%	127 7%	55 3%	27 1%	19 1%	195 10%	398 21%	450 24%	1,873

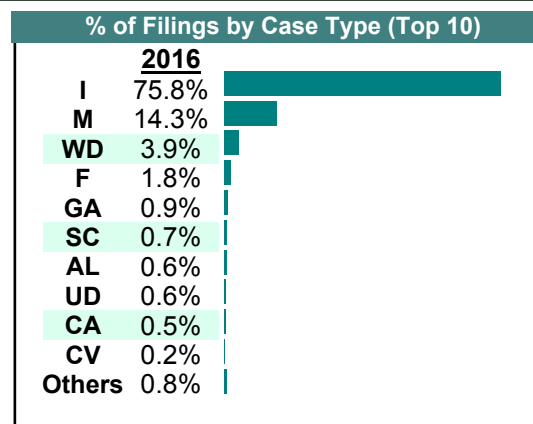
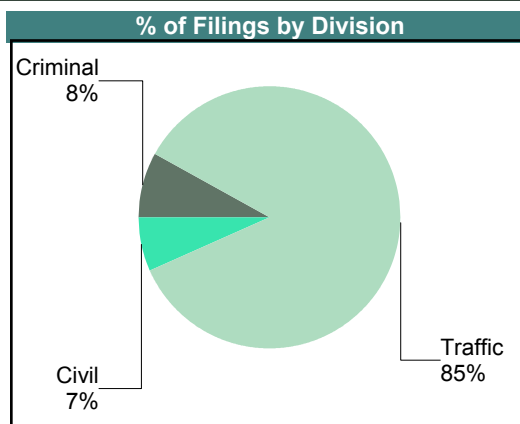
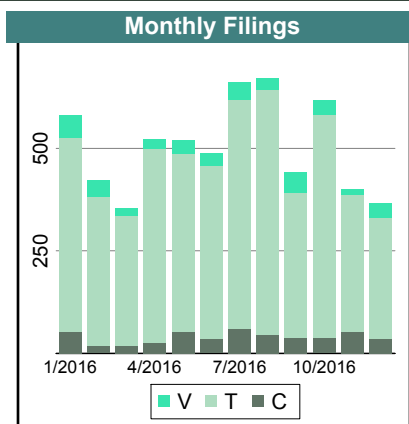
	Alleghany	Augusta	Bath	Botetourt	Buena Vista	Craig	Highland	Rockbridge	Staunton	Waynesboro	Total
V Detinue	107	126	1	8	3	2	1	108	102	281	739
	14%	17%	0%	1%	0%	0%	0%	15%	14%	38%	
Interrogatory	10	49	2	46	1	6	1	12	55	202	384
	3%	13%	1%	12%	0%	2%	0%	3%	14%	53%	
Admin License	37	96	7	49	18	9	4	68	64	31	383
	10%	25%	2%	13%	5%	2%	1%	18%	17%	8%	
Prelim Prot Order	37	76	5	14	9	2	3	27	33	30	236
	16%	32%	2%	6%	4%	1%	1%	11%	14%	13%	
Protective Order	13	71	1	19	-	2	2	8	26	23	165
	8%	43%	1%	12%	0%	1%	1%	5%	16%	14%	
Show Cause	7	28	-	1	1	-	-	9	27	67	140
	5%	20%	0%	1%	1%	0%	0%	6%	19%	48%	
Impoundment	5	15	3	21	1	1	-	20	23	11	100
	5%	15%	3%	21%	1%	1%	0%	20%	23%	11%	
Overweight	1	1	1	72	-	-	-	3	-	-	78
	1%	1%	1%	92%	0%	0%	0%	4%	0%	0%	
Other	9	4	5	17	4	3	-	6	18	6	72
	13%	6%	7%	24%	6%	4%	0%	8%	25%	8%	
Abstract	3	19	1	6	1	-	-	6	13	14	63
	5%	30%	2%	10%	2%	0%	0%	10%	21%	22%	
Bond Forfeiture	3	-	1	2	1	-	-	10	35	4	56
	5%	0%	2%	4%	2%	0%	0%	18%	63%	7%	
Capias	1	4	-	-	-	-	-	4	2	6	17
	6%	24%	0%	0%	0%	0%	0%	24%	12%	35%	
Petition-Restore Arms	2	9	-	-	-	-	-	2	-	-	13
	15%	69%	0%	0%	0%	0%	0%	15%	0%	0%	
Counter Claim	2	3	-	4	-	1	-	-	-	-	10
	20%	30%	0%	40%	0%	10%	0%	0%	0%	0%	
Tenants Assertion	2	-	-	-	-	1	-	2	-	3	8
	25%	0%	0%	0%	0%	13%	0%	25%	0%	38%	
Motion for Judgment	-	3	-	-	-	-	-	-	2	2	7
	0%	43%	0%	0%	0%	0%	0%	0%	29%	29%	
Custody Relief	-	-	-	2	-	-	-	-	-	-	2
	0%	0%	0%	100%	0%	0%	0%	0%	0%	0%	
Zoning Viol	-	-	-	-	-	-	-	2	-	-	2
	0%	0%	0%	0%	0%	0%	0%	100%	0%	0%	
Mechanic's Lien	-	-	-	-	-	-	-	-	1	-	1
	0%	0%	0%	0%	0%	0%	0%	0%	100%	0%	
Restricted O/L	-	-	-	-	-	-	-	1	-	-	1
	0%	0%	0%	0%	0%	0%	0%	100%	0%	0%	
Total	1,018	2,346	81	864	257	128	98	1,076	1,814	3,256	10,938
	9%	21%	1%	8%	2%	1%	1%	10%	17%	30%	
Total	7,456	15,998	2,370	15,184	1,922	1,054	853	16,776	7,640	6,170	75,423
	10%	21%	3%	20%	3%	1%	1%	22%	10%	8%	

CASELOAD STATISTICS OF THE GENERAL DISTRICT COURTS

January 2016 thru December 2016

Clarke
District: 26
Court ID: 226043

		Filings	Hearings	Transactions	Concluded	Final Judgmt	Def Judgmt	Cont	Waived
<u>Criminal</u>									
Capias	CA	25	63	63	32	32	-	31	0
Civil Violation	CV	12	28	28	8	8	-	20	0
Felony	F	103	261	261	82	82	-	179	0
Misdemeanor	M	307	688	723	302	267	-	421	35
Motion	MO	5	5	5	5	5	-	-	0
Show Cause	SC	29	80	80	31	31	-	49	0
Criminal Total		481	1,125	1,160	460	425	-	700	35
<u>Traffic</u>									
Capias	CA	5	28	28	8	8	-	20	0
Felony	F	8	25	25	8	8	-	17	0
Infraction	I	4,578	2,337	5,260	4,580	1,657	-	680	2,923
Misdemeanor	M	558	1,047	1,048	558	557	-	490	1
Show Cause	SC	9	18	18	9	9	-	9	0
Traffic Total		5,158	3,455	6,379	5,163	2,239	-	1,216	2,924
<u>Civil</u>									
Abstract	AJ	1	0	1	1	-	-	-	1
Admin License	AL	38	0	38	38	-	-	-	38
Bond Forfeiture	BF	4	3	7	4	-	-	3	4
Counter Claim	CC	0	1	1	0	-	-	-	0
Detinue	DT	3	5	8	3	-	-	5	3
Garnishment	GA	54	13	66	53	-	-	13	53
Impoundment	IM	12	2	14	12	-	-	2	12
Interrogatory	IN	3	3	6	3	-	-	3	3
Other	OT	8	0	8	8	-	-	-	8
Protective Order	PO	5	2	9	7	-	-	2	7
Prelim Prot Order	PP	5	5	11	6	-	-	5	6
Show Cause	SC	2	2	2	0	-	-	2	0
Unlawful Detainer	UD	34	37	46	35	18	8	11	9
Warrant in Debt	WD	235	258	360	224	30	92	134	102
Civil Total		404	331	577	394	48	100	180	246
Clarke Totals		6,043	4,911	8,116	6,017	2,712	100	2,096	3,205



CASELOAD STATISTICS OF THE GENERAL DISTRICT COURTS

January 2016 thru December 2016

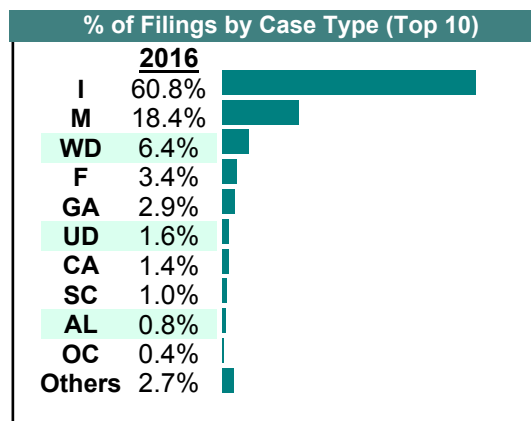
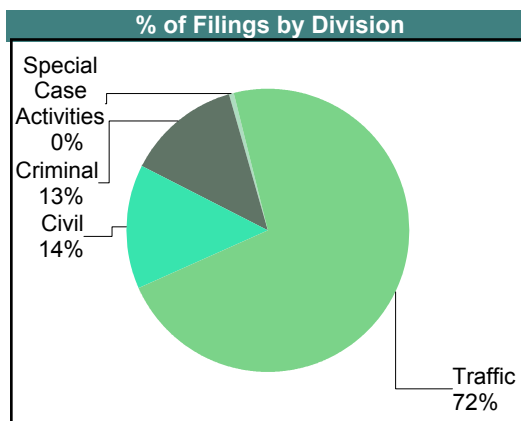
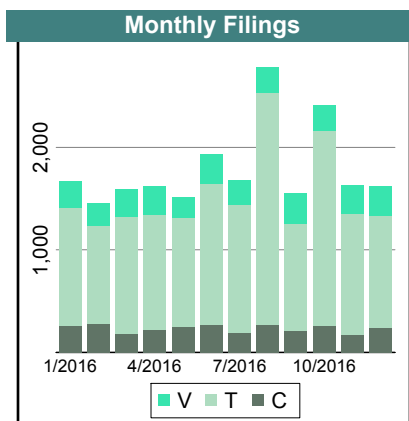
Frederick
District: 26
Court ID: 226069

		Filings	Hearings	Transactions	Concluded	Final Judgmt	Def Judgmt	Cont	Waived
<u>Criminal</u>									
Capias	CA	246	593	593	250	250	-	343	0
Civil Violation	CV	43	148	148	46	46	-	102	0
Felony	F	699	1,955	1,968	706	693	-	1,262	13
Misdemeanor	M	1,605	4,154	4,247	1,699	1,606	-	2,548	93
Motion	MO	70	72	72	70	70	-	2	0
Other	O	1	1	2	1	-	-	1	1
Show Cause	SC	169	385	385	166	166	-	219	0
Criminal Total		2,833	7,308	7,415	2,938	2,831	-	4,477	107

<u>Traffic</u>									
Capias	CA	61	166	166	64	64	-	102	0
Civil Violation	CV	2	1	2	1	-	-	1	1
Felony	F	37	126	126	39	39	-	87	0
Infraction	I	13,028	6,834	14,303	13,025	5,556	-	1,278	7,469
Toll Infraction	IT	1	2	2	1	1	-	1	0
Misdemeanor	M	2,341	3,890	3,898	2,337	2,329	-	1,561	8
Motion	MO	3	3	3	3	3	-	-	0
Restricted O/L	RL	15	16	16	15	15	-	1	0
Show Cause	SC	20	44	44	21	21	-	23	0
Traffic Total		15,508	11,082	18,560	15,506	8,028	-	3,054	7,478

<u>Civil</u>									
Abstract	AJ	20	1	21	20	-	-	1	20
Admin License	AL	175	1	176	175	-	-	1	175
Bond Forfeiture	BF	29	19	46	29	1	1	17	27
Capias	CA	3	8	14	6	-	-	8	6
Detinue	DT	9	13	19	12	4	2	7	6
Garnishment	GA	631	175	799	624	-	-	174	624
Impoundment	IM	74	0	74	74	-	-	-	74
Interrogatory	IN	37	48	87	39	-	-	48	39
Mental Commitment	MC	74							
Overweight	OC	90	55	139	84	-	-	55	84
Other	OT	54	2	56	54	-	-	2	54
Protective Order	PO	68	13	78	65	-	-	13	65
Prelim Prot Order	PP	70	2	70	68	-	-	2	68
Petition-Restore Arms	PR	3	2	4	2	-	-	2	2
Show Cause	SC	36	29	62	34	-	1	28	33
Tenants Assertion	TA	1	0	2	2	-	-	-	2
Unlawful Detainer	UD	342	301	437	334	80	118	103	136
Warrant in Debt	WD	1,382	1,454	1,892	1,410	101	871	482	438
Civil Total		3,098	2,134	4,061	3,106	186	993	954	1,927

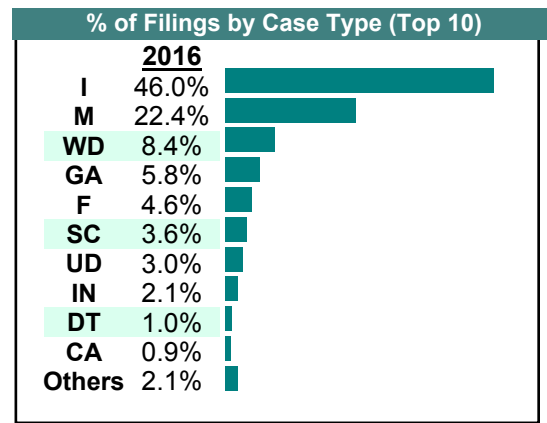
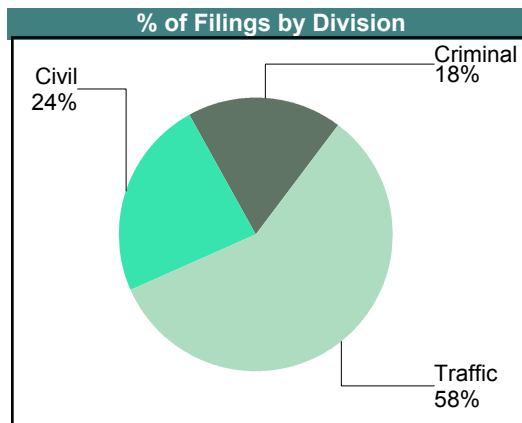
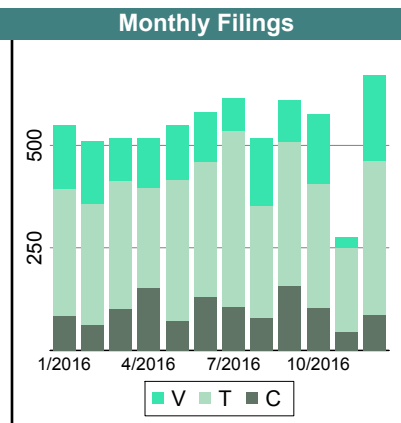
Frederick Totals		21,439	20,524	30,036	21,550	11,045	993	8,485	9,512
-------------------------	--	---------------	---------------	---------------	---------------	---------------	------------	--------------	--------------



CASELOAD STATISTICS OF THE GENERAL DISTRICT COURTS

January 2016 thru December 2016

		Filings	Hearings	Transactions	Concluded	Final Judgmt	Def Judgmt	Cont	Waived
<u>Criminal</u>									
Capias	CA	36	128	128	40	40	-	88	0
Civil Violation	CV	16	37	37	13	13	-	24	0
Felony	F	283	814	814	250	250	-	564	0
Misdemeanor	M	738	2,018	2,071	906	853	-	1,165	53
Show Cause	SC	113	301	301	109	109	-	192	0
Criminal Total		1,186	3,298	3,351	1,318	1,265	-	2,033	53
<u>Traffic</u>									
Capias	CA	14	54	54	19	19	-	35	0
Felony	F	15	44	44	15	15	-	29	0
Infraction	I	2,983	1,603	3,325	2,997	1,275	-	328	1,722
Misdemeanor	M	714	1,190	1,190	683	683	-	507	0
Show Cause	SC	41	109	109	37	37	-	72	0
Traffic Total		3,767	3,000	4,722	3,751	2,029	-	971	1,722
<u>Civil</u>									
Abstract	AJ	6	0	6	6	-	-	-	6
Admin License	AL	43	0	43	43	-	-	-	43
Bond Forfeiture	BF	6	3	8	5	-	-	3	5
Capias	CA	9	0	9	9	-	-	-	9
Counter Claim	CC	1	2	2	1	1	-	1	0
Detinue	DT	67	37	79	68	6	20	11	42
Garnishment	GA	379	32	412	380	-	-	32	380
Impoundment	IM	11	0	11	11	-	-	-	11
Interrogatory	IN	135	125	281	156	-	-	125	156
Overweight	OC	4	6	10	4	-	-	6	4
Other	OT	8	0	8	8	-	-	-	8
Protective Order	PO	16	6	21	15	-	-	6	15
Prelim Prot Order	PP	25	2	27	25	-	-	2	25
Show Cause	SC	82	57	141	84	-	-	57	84
Tenants Assertion	TA	2	1	3	2	-	-	1	2
Third Party Claim	TH	0	2	2	1	1	-	1	0
Unlawful Detainer	UD	194	232	269	197	69	91	72	37
Warrant in Debt	WD	545	630	788	542	54	330	246	158
Civil Total		1,533	1,135	2,120	1,557	131	441	563	985
Page Totals		6,486	7,433	10,193	6,626	3,425	441	3,567	2,760



CASELOAD STATISTICS OF THE GENERAL DISTRICT COURTS

January 2016 thru December 2016

Rockingham

District: 26

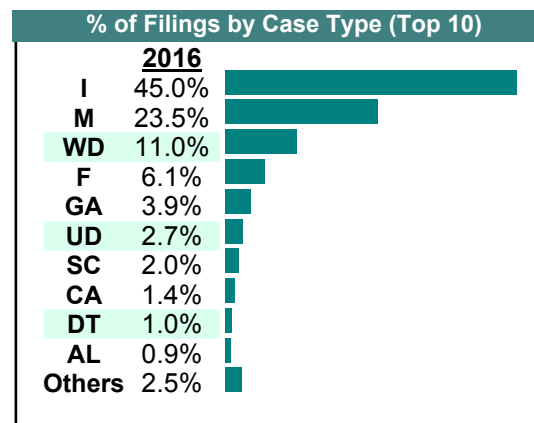
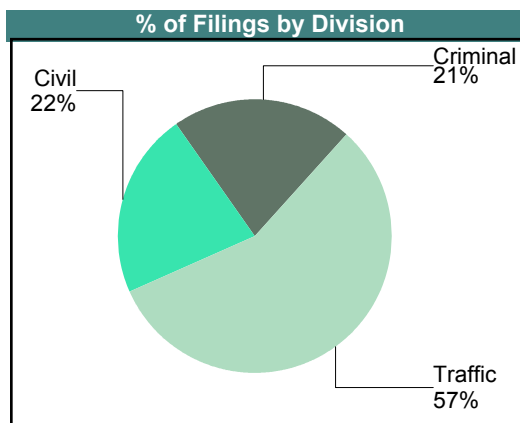
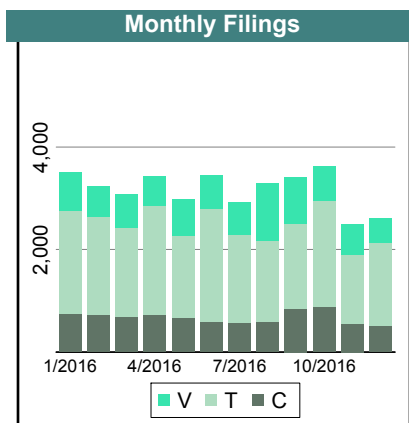
Court ID: 226165

		Filings	Hearings	Transactions	Concluded	Final Judgmt	Def Judgmt	Cont	Waived
<u>Criminal</u>									
Capias	CA	416	1,253	1,253	381	381	-	872	0
Civil Violation	CV	101	344	345	104	103	-	241	1
Felony	F	2,255	8,029	8,695	2,230	1,564	-	6,465	666
Misdemeanor	M	4,802	13,294	13,539	4,715	4,470	-	8,824	245
Show Cause	SC	563	1,661	1,661	576	576	-	1,085	0
Criminal Total		8,137	24,581	25,493	8,006	7,094	-	17,487	912

		Filings	Hearings	Transactions	Concluded	Final Judgmt	Def Judgmt	Cont	Waived
<u>Traffic</u>									
Capias	CA	101	279	279	98	98	-	181	0
Felony	F	72	217	238	69	48	-	169	21
Infraction	I	17,096	13,857	20,726	17,067	10,198	-	3,659	6,869
Misdemeanor	M	4,138	7,354	7,357	4,111	4,108	-	3,246	3
Motion	MO	1	1	1	1	1	-	-	0
Restricted O/L	RL	39	40	40	39	39	-	1	0
Show Cause	SC	90	231	231	102	102	-	129	0
Traffic Total		21,537	21,979	28,872	21,487	14,594	-	7,385	6,893

		Filings	Hearings	Transactions	Concluded	Final Judgmt	Def Judgmt	Cont	Waived
<u>Civil</u>									
Abstract	AJ	3	0	3	3	-	-	-	3
Admin License	AL	334	0	334	334	-	-	-	334
Bond Forfeiture	BF	110	112	210	100	-	2	110	98
Capias	CA	24	30	55	25	-	-	30	25
Counter Claim	CC	17	16	30	18	3	1	12	14
Detinue	DT	372	309	511	374	21	151	137	202
Detinue Seizure	DZ	1	2	2	1	1	-	1	0
Garnishment	GA	1,500	423	1,933	1,510	-	-	423	1,510
Impoundment	IM	97	0	97	97	-	-	-	97
Interrogatory	IN	160	219	385	166	-	-	219	166
Motion for Judgment	MJ	10	12	21	11	2	-	10	9
Overweight	OC	5	1	5	4	-	-	1	4
Other	OT	51	39	93	54	-	-	39	54
Protective Order	PO	169	0	169	169	-	-	-	169
Prelim Prot Order	PP	181	2	183	181	-	-	2	181
Petition-Restore Arms	PR	2	1	3	2	-	-	1	2
Show Cause	SC	109	152	262	114	-	4	148	110
Tenants Assertion	TA	3	7	9	2	-	-	7	2
Unlawful Detainer	UD	1,009	1,451	1,995	1,038	156	338	957	544
Warrant in Debt	WD	4,190	4,157	6,026	4,241	294	2,078	1,785	1,869
Civil Total		8,347	6,933	12,326	8,444	477	2,574	3,882	5,393

Rockingham Totals		38,021	53,493	66,691	37,937	22,165	2,574	28,754	13,198
--------------------------	--	---------------	---------------	---------------	---------------	---------------	--------------	---------------	---------------



CASELOAD STATISTICS OF THE GENERAL DISTRICT COURTS

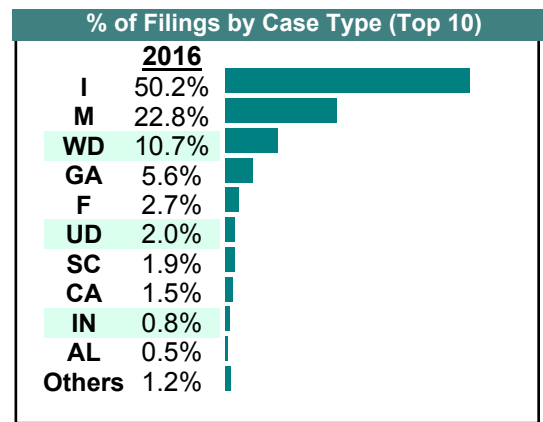
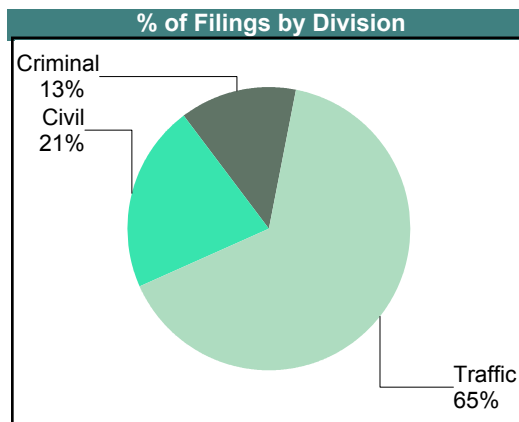
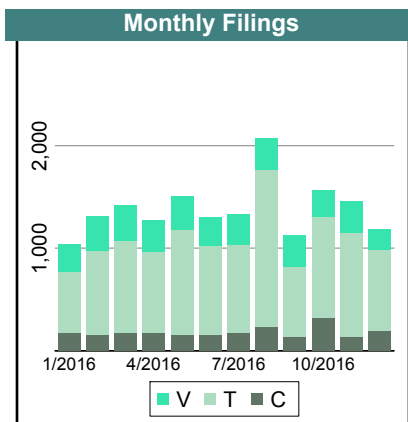
January 2016 thru December 2016

Shenandoah

District: 26

Court ID: 226171

		Filings	Hearings	Transactions	Concluded	Final Judgmt	Def Judgmt	Cont	Waived
<u>Criminal</u>									
Capias	CA	200	399	399	190	190	-	209	0
Civil Violation	CV	33	87	87	31	31	-	56	0
Felony	F	437	1,647	1,650	452	449	-	1,198	3
Misdemeanor	M	1,388	3,368	3,444	1,186	1,110	-	2,258	76
Motion	MO	6	6	6	6	6	-	-	0
Show Cause	SC	137	372	372	140	140	-	232	0
Criminal Total		2,201	5,879	5,958	2,005	1,926	-	3,953	79
<u>Traffic</u>									
Capias	CA	47	153	153	44	44	-	109	0
Felony	F	14	77	77	22	22	-	55	0
Infraction	I	8,336	5,619	9,976	8,347	3,990	-	1,629	4,357
Misdemeanor	M	2,398	4,477	4,477	2,298	2,298	-	2,179	0
Motion	MO	2	2	2	2	2	-	-	0
Show Cause	SC	46	118	118	48	48	-	70	0
Traffic Total		10,843	10,446	14,803	10,761	6,404	-	4,042	4,357
<u>Civil</u>									
Abstract	AJ	16	0	16	16	-	-	-	16
Admin License	AL	90	12	103	91	-	-	12	91
Bond Forfeiture	BF	19	17	31	18	1	3	13	14
Counter Claim	CC	2	1	2	2	1	-	-	1
Detinue	DT	14	16	24	16	3	5	8	8
Garnishment	GA	929	151	1,086	935	-	-	151	935
Impoundment	IM	20	0	20	20	-	-	-	20
Interrogatory	IN	141	372	524	152	-	-	372	152
Motion for Judgment	MJ	17	0	17	17	-	-	-	17
Overweight	OC	6	0	6	6	-	-	-	6
Other	OT	9	1	10	9	-	-	1	9
Protective Order	PO	17	0	17	17	-	-	-	17
Prelim Prot Order	PP	29	22	48	26	-	-	22	26
Petition-Restore Arms	PR	1	1	1	0	-	-	-	0
Show Cause	SC	132	202	349	150	1	2	199	147
Tenants Assertion	TA	3	2	4	2	-	-	2	2
Unlawful Detainer	UD	334	337	459	329	63	144	130	122
Warrant in Debt	WD	1,770	1,886	2,389	1,813	124	1,186	576	503
Civil Total		3,549	3,020	5,106	3,619	193	1,340	1,486	2,086
Shenandoah Totals		16,593	19,345	25,867	16,385	8,523	1,340	9,481	6,522

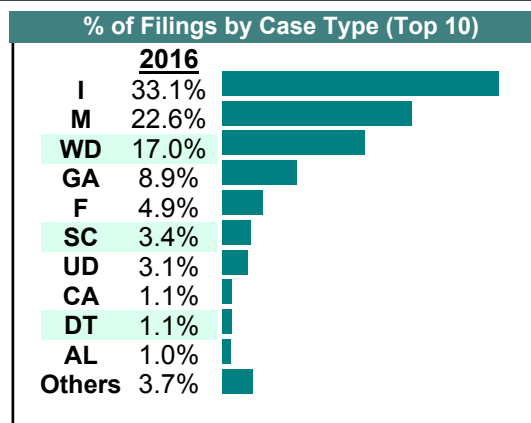
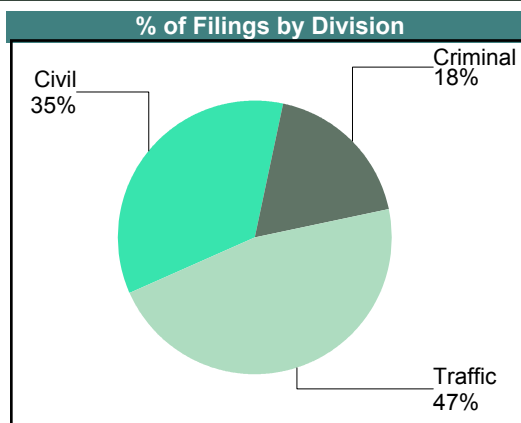
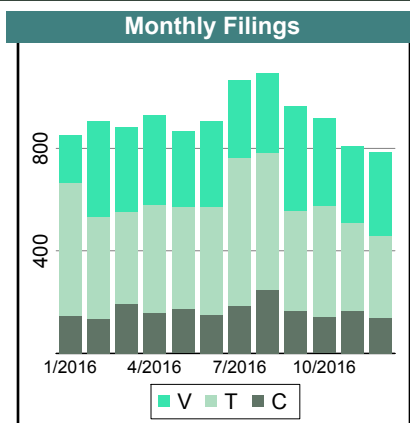


CASELOAD STATISTICS OF THE GENERAL DISTRICT COURTS

January 2016 thru December 2016

Warren
District: **26**
Court ID: **226187**

		Filings	Hearings	Transactions	Concluded	Final Judgmt	Def Judgmt	Cont	Waived
<u>Criminal</u>									
Capias	CA	91	251	251	98	98	-	153	0
Civil Violation	CV	34	84	85	40	39	-	45	1
Felony	F	524	1,667	1,667	532	532	-	1,135	0
Misdemeanor	M	1,142	2,681	2,770	1,254	1,165	-	1,512	89
Motion	MO	1	1	1	1	1	-	-	0
Other	O	1	0	1	1	-	-	-	1
Show Cause	SC	221	634	634	219	219	-	415	0
Criminal Total		2,014	5,318	5,409	2,145	2,054	-	3,260	91
<u>Traffic</u>									
Capias	CA	33	100	100	46	46	-	54	0
Civil Violation	CV	1	1	1	1	1	-	-	0
Felony	F	10	36	36	14	14	-	22	0
Infraction	I	3,633	2,438	4,273	3,696	1,861	-	577	1,835
Misdemeanor	M	1,343	2,424	2,426	1,395	1,393	-	1,031	2
Show Cause	SC	89	242	242	98	98	-	144	0
Traffic Total		5,109	5,241	7,078	5,250	3,413	-	1,828	1,837
<u>Civil</u>									
Abstract	AJ	53	0	53	53	-	-	-	53
Admin License	AL	114	1	114	113	-	-	-	113
Bond Forfeiture	BF	19	12	25	13	-	-	7	13
Capias	CA	2	3	4	1	-	-	3	1
Counter Claim	CC	4	4	7	4	1	-	3	3
Detinue	DT	123	119	173	123	10	59	50	54
Garnishment	GA	977	161	1,134	973	-	-	160	973
Impoundment	IM	97	7	97	90	-	-	-	90
Interrogatory	IN	103	128	227	99	-	-	128	99
Overweight	OC	1	0	1	1	-	-	-	1
Other	OT	21	9	25	16	-	-	3	16
Protective Order	PO	28	9	36	27	-	-	9	27
Prelim Prot Order	PP	31	6	34	28	-	-	5	28
Petition-Restore Arms	PR	5	6	10	4	-	-	6	4
Show Cause	SC	61	41	97	61	3	2	36	56
Tenants Assertion	TA	2	0	2	2	-	-	-	2
Unlawful Detainer	UD	340	337	473	342	85	121	131	136
Warrant in Debt	WD	1,869	2,065	2,573	1,910	206	1,196	663	508
Civil Total		3,850	2,908	5,085	3,860	305	1,378	1,204	2,177
Warren Totals		10,973	13,467	17,572	11,255	5,772	1,378	6,292	4,105



CASELOAD STATISTICS OF THE GENERAL DISTRICT COURTS

January 2016 thru December 2016

Winchester

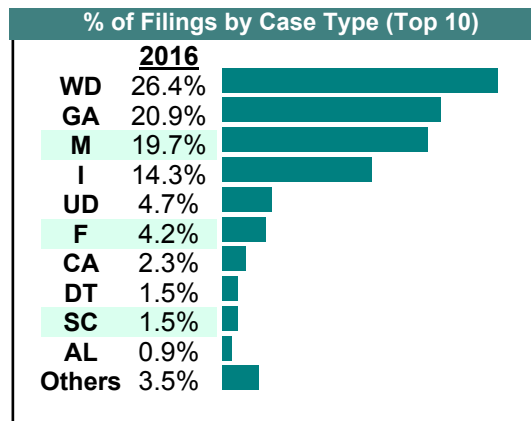
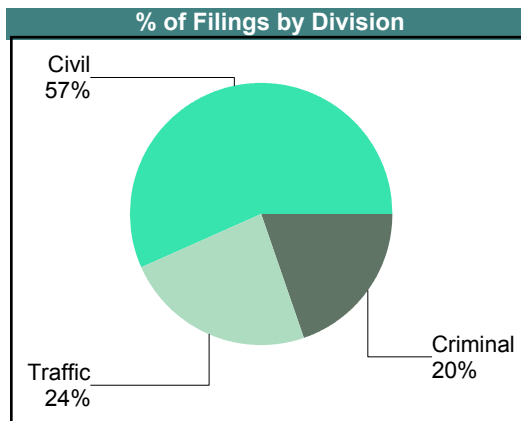
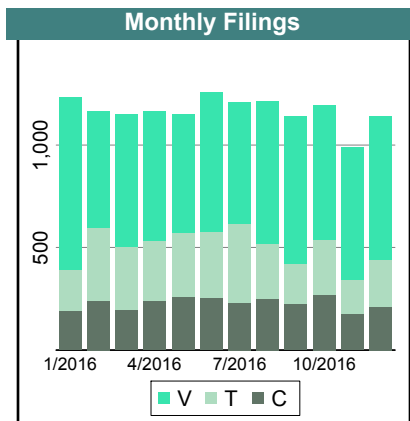
District: **26**
Court ID: **226840**

		Filings	Hearings	Transactions	Concluded	Final Judgmt	Def Judgmt	Cont	Waived
<u>Criminal</u>									
Capias	CA	255	631	631	245	245	-	386	0
Civil Violation	CV	35	87	87	44	44	-	43	0
Felony	F	562	1,753	1,755	616	614	-	1,139	2
Misdemeanor	M	1,700	4,309	4,451	1,844	1,702	-	2,607	142
Motion	MO	54	54	54	52	52	-	-	0
Restricted O/L	RL	1	1	1	1	1	-	-	0
Show Cause	SC	141	317	317	134	134	-	183	0
Criminal Total		2,748	7,152	7,296	2,936	2,792	-	4,358	144

		Filings	Hearings	Transactions	Concluded	Final Judgmt	Def Judgmt	Cont	Waived
<u>Traffic</u>									
Capias	CA	61	139	139	53	53	-	86	0
Felony	F	26	81	81	24	24	-	57	0
Infraction	I	2,006	1,641	2,469	2,036	1,208	-	433	828
Misdemeanor	M	1,056	2,047	2,049	1,061	1,059	-	988	2
Motion	MO	2	2	2	2	2	-	-	0
Other	O	120	107	130	120	97	-	10	23
Restricted O/L	RL	11	11	11	11	11	-	-	0
Show Cause	SC	26	59	59	27	27	-	32	0
Traffic Total		3,308	4,087	4,940	3,334	2,481	-	1,606	853

		Filings	Hearings	Transactions	Concluded	Final Judgmt	Def Judgmt	Cont	Waived
<u>Civil</u>									
Abstract	AJ	6	0	6	6	-	-	-	6
Admin License	AL	126	0	126	126	-	-	-	126
Bond Forfeiture	BF	17	21	38	19	1	1	19	17
Capias	CA	3	3	4	1	-	-	3	1
Counter Claim	CC	0	0	1	1	-	-	-	1
Detinue	DT	215	228	323	209	11	103	114	95
Garnishment	GA	2,933	368	3,305	2,937	-	-	366	2,937
Impoundment	IM	39	0	39	39	-	-	-	39
Interrogatory	IN	36	43	77	34	-	-	43	34
Other	OT	34	0	34	34	-	-	-	34
Protective Order	PO	43	4	47	43	-	-	4	43
Prelim Prot Order	PP	45	0	45	45	-	-	-	45
Show Cause	SC	38	32	64	38	2	4	26	32
Tenants Assertion	TA	2	3	4	1	-	-	3	1
Unlawful Detainer	UD	662	644	866	673	198	253	193	222
Warrant in Debt	WD	3,700	3,602	4,583	3,803	102	2,720	780	981
Zoning Viol	ZO	46	42	69	42	-	15	27	27
Civil Total		7,945	4,990	9,631	8,051	314	3,096	1,578	4,641

Winchester Totals		14,001	16,229	21,867	14,321	5,587	3,096	7,542	5,638
--------------------------	--	---------------	---------------	---------------	---------------	--------------	--------------	--------------	--------------



Filings by Court & Division

	Clarke	Frederick	Page	Rockingham	Shenandoah	Warren	Winchester	Total	
C	Misdemeanor	307 3%	1,605 14%	738 6%	4,802 41%	1,388 12%	1,700 15%	11,682	
	Felony	103 2%	699 14%	283 6%	2,255 46%	437 9%	524 11%	4,863	
	Show Cause	29 2%	169 12%	113 8%	563 41%	137 10%	221 16%	1,373	
	Capias	25 2%	246 19%	36 3%	416 33%	200 16%	91 7%	1,269	
	Civil Violation	12 4%	43 16%	16 6%	101 37%	33 12%	34 12%	274	
	Motion	5 4%	70 51%	- 0%	- 0%	6 4%	1 1%	54 40%	136
	Other	- 0%	1 50%	- 0%	- 0%	- 0%	1 50%	- 0%	2
	Restricted O/L	- 0%	- 0%	- 0%	- 0%	- 0%	- 0%	1 100%	1
	Total	481 2%	2,833 14%	1,186 6%	8,137 42%	2,201 11%	2,014 10%	2,748 14%	19,600
	T	Infraction	4,578 9%	13,028 25%	2,983 6%	17,096 33%	8,336 16%	3,633 7%	2,006 4%
Misdemeanor		558 4%	2,341 19%	714 6%	4,138 33%	2,398 19%	1,343 11%	1,056 8%	12,548
Capias		5 2%	61 19%	14 4%	101 31%	47 15%	33 10%	61 19%	322
Show Cause		9 3%	20 6%	41 13%	90 28%	46 14%	89 28%	26 8%	321
Felony		8 4%	37 20%	15 8%	72 40%	14 8%	10 5%	26 14%	182
Other		- 0%	- 0%	- 0%	- 0%	- 0%	- 0%	120 100%	120
Restricted O/L		- 0%	15 23%	- 0%	39 60%	- 0%	- 0%	11 17%	65
Motion		- 0%	3 38%	- 0%	1 13%	2 25%	- 0%	2 25%	8
Civil Violation		- 0%	2 67%	- 0%	- 0%	- 0%	1 33%	- 0%	3
Toll Infraction		- 0%	1 100%	- 0%	- 0%	- 0%	- 0%	- 0%	1
Total	5,158 8%	15,508 24%	3,767 6%	21,537 33%	10,843 17%	5,109 8%	3,308 5%	65,230	
V	Warrant in Debt	235 2%	1,382 10%	545 4%	4,190 31%	1,770 13%	1,869 14%	3,700 27%	13,691
	Garnishment	54 1%	631 9%	379 5%	1,500 20%	929 13%	977 13%	2,933 40%	7,403

	Clarke	Frederick	Page	Rockingham	Shenandoah	Warren	Winchester	Total
V Unlawful Detainer	34 1%	342 12%	194 7%	1,009 35%	334 11%	340 12%	662 23%	2,915
Admin License	38 4%	175 19%	43 5%	334 36%	90 10%	114 12%	126 14%	920
Detinue	3 0%	9 1%	67 8%	372 46%	14 2%	123 15%	215 27%	803
Interrogatory	3 0%	37 6%	135 22%	160 26%	141 23%	103 17%	36 6%	615
Show Cause	2 0%	36 8%	82 18%	109 24%	132 29%	61 13%	38 8%	460
Prelim Prot Order	5 1%	70 18%	25 6%	181 47%	29 8%	31 8%	45 12%	386
Impoundment	12 3%	74 21%	11 3%	97 28%	20 6%	97 28%	39 11%	350
Protective Order	5 1%	68 20%	16 5%	169 49%	17 5%	28 8%	43 12%	346
Bond Forfeiture	4 2%	29 14%	6 3%	110 54%	19 9%	19 9%	17 8%	204
Other	8 4%	54 29%	8 4%	51 28%	9 5%	21 11%	34 18%	185
Overweight	- 0%	90 85%	4 4%	5 5%	6 6%	1 1%	- 0%	106
Abstract	1 1%	20 19%	6 6%	3 3%	16 15%	53 50%	6 6%	105
Mental Commitment	- 0%	74 100%	- 0%	- 0%	- 0%	- 0%	- 0%	74
Zoning Viol	- 0%	- 0%	- 0%	- 0%	- 0%	- 0%	46 100%	46
Capias	- 0%	3 7%	9 22%	24 59%	- 0%	2 5%	3 7%	41
Motion for Judgment	- 0%	- 0%	- 0%	10 37%	17 63%	- 0%	- 0%	27
Counter Claim	- 0%	- 0%	1 4%	17 71%	2 8%	4 17%	- 0%	24
Tenants Assertion	- 0%	1 8%	2 15%	3 23%	3 23%	2 15%	2 15%	13
Petition-Restore Arms	- 0%	3 27%	- 0%	2 18%	1 9%	5 45%	- 0%	11
Detinue Seizure	- 0%	- 0%	- 0%	1 100%	- 0%	- 0%	- 0%	1
Third Party Claim	- 0%	- 0%	- 0%	- 0%	- 0%	- 0%	- 0%	0
Total	404 1%	3,098 11%	1,533 5%	8,347 29%	3,549 12%	3,850 13%	7,945 28%	28,726
Total	6,043 5%	21,439 19%	6,486 6%	38,021 33%	16,593 15%	10,973 10%	14,001 12%	113,556



CASELOAD STATISTICS OF THE GENERAL DISTRICT COURTS

January 2016 thru December 2016

Blacksburg

District: 27
Court ID: 227122

		<u>Filings</u>	<u>Hearings</u>	<u>Transactions</u>	<u>Concluded</u>	<u>Final Judgmt</u>	<u>Def Judgmt</u>	<u>Cont</u>	<u>Waived</u>
<u>Traffic</u>									
Capias	CA	0	3	3	3	3	-	-	0
Felony	F	0	2	2	2	2	-	-	0
Infraction	I	0	1	1	1	1	-	-	0
Misdemeanor	M	0	1	1	1	1	-	-	0
Show Cause	SC	0	2	2	2	2	-	-	0
Traffic Total		0	9	9	9	9	-	0	0
Blacksburg Totals		0	9	9	9	9	0	0	0



% of Filings by Case Type (Top 10)

Case Type	Percentage
2016	
CA	0.0%
F	0.0%
I	0.0%
M	0.0%
SC	0.0%

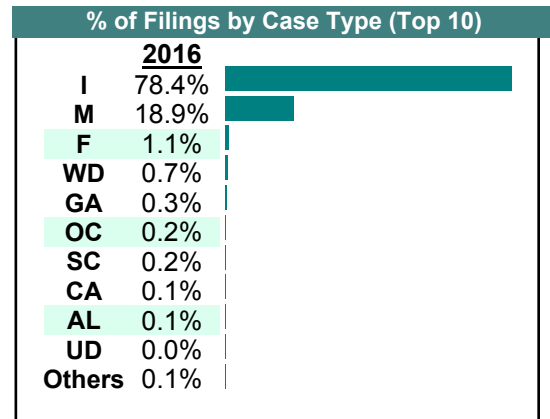
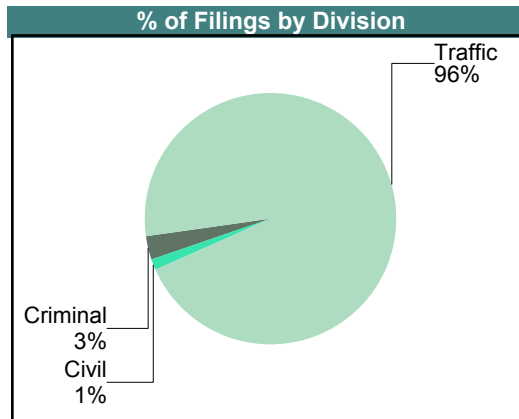
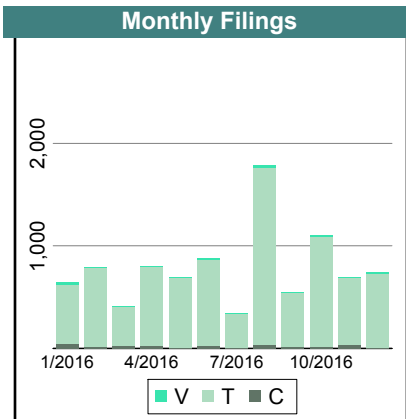
CASELOAD STATISTICS OF THE GENERAL DISTRICT COURTS

January 2016 thru December 2016

Bland

District: 27
Court ID: 227021

		Filings	Hearings	Transactions	Concluded	Final Judgmt	Def Judgmt	Cont	Waived
<u>Criminal</u>									
Capias	CA	6	18	18	9	9	-	9	0
Felony	F	100	392	408	146	130	-	262	16
Misdemeanor	M	163	388	393	158	153	-	235	5
Show Cause	SC	13	38	38	17	17	-	21	0
Criminal Total		282	836	857	330	309	-	527	21
<u>Traffic</u>									
Capias	CA	1	9	9	1	1	-	8	0
Civil Violation	CV	2	4	4	2	2	-	2	0
Infraction	I	7,419	3,517	8,202	7,540	2,855	-	662	4,685
Misdemeanor	M	1,622	2,260	2,338	1,601	1,523	-	737	78
Show Cause	SC	4	9	9	4	4	-	5	0
Traffic Total		9,048	5,799	10,562	9,148	4,385	-	1,414	4,763
<u>Civil</u>									
Admin License	AL	5	0	5	5	-	-	-	5
Bond Forfeiture	BF	1	1	1	0	-	-	1	0
Detinue	DT	2	1	3	2	-	-	1	2
Garnishment	GA	33	7	40	33	-	-	7	33
Interrogatory	IN	2	0	2	2	-	-	-	2
Overweight	OC	17	10	31	21	-	-	10	21
Other	OT	1	0	1	1	-	-	-	1
Protective Order	PO	1	0	1	1	-	-	-	1
Prelim Prot Order	PP	2	0	2	2	-	-	-	2
Petition-Restore Arms	PR	0	0	1	1	-	-	-	1
Tenants Assertion	TA	1	1	1	1	1	-	-	0
Unlawful Detainer	UD	4	5	7	3	1	-	4	2
Warrant in Debt	WD	68	91	114	63	14	26	51	23
Civil Total		137	116	209	135	16	26	74	93
Bland Totals		9,467	6,751	11,628	9,613	4,710	26	2,015	4,877



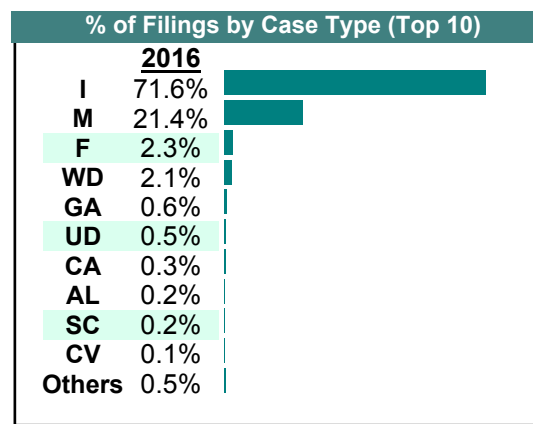
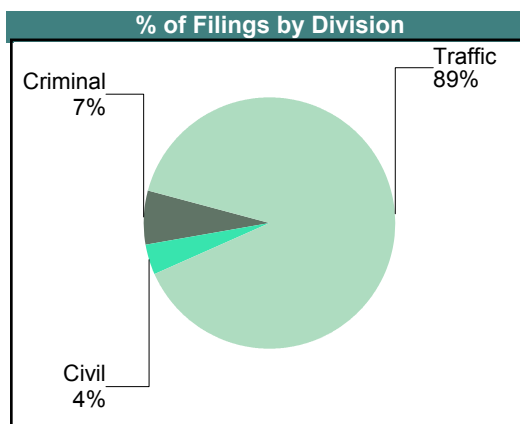
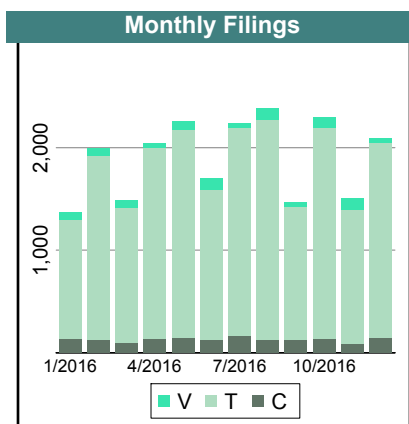
CASELOAD STATISTICS OF THE GENERAL DISTRICT COURTS

January 2016 thru December 2016

Carroll

District: 27
Court ID: 227035

		Filings	Hearings	Transactions	Concluded	Final Judgmt	Def Judgmt	Cont	Waived
<u>Criminal</u>									
Capias	CA	57	141	141	71	71	-	70	0
Civil Violation	CV	32	85	85	31	31	-	54	0
Felony	F	480	1,391	1,391	435	435	-	956	0
Misdemeanor	M	980	1,845	1,929	911	827	-	1,018	84
Show Cause	SC	28	68	68	35	35	-	33	0
Criminal Total		1,577	3,530	3,614	1,483	1,399	-	2,131	84
<u>Traffic</u>									
Capias	CA	19	45	45	21	21	-	24	0
Civil Violation	CV	1	1	1	0	-	-	1	0
Felony	F	36	95	95	37	37	-	58	0
Infraction	I	16,356	8,617	17,764	16,250	7,103	-	1,514	9,147
Misdemeanor	M	3,918	5,296	5,389	3,863	3,770	-	1,526	93
Show Cause	SC	25	56	56	26	26	-	30	0
Traffic Total		20,355	14,110	23,350	20,197	10,957	-	3,153	9,240
<u>Civil</u>									
Abstract	AJ	8	0	8	8	-	-	-	8
Admin License	AL	55	0	55	55	-	-	-	55
Detinue	DT	7	4	8	7	2	1	1	4
Garnishment	GA	143	18	161	143	-	-	18	143
Impoundment	IM	21	0	21	21	-	-	-	21
Interrogatory	IN	1	0	1	1	-	-	-	1
Overweight	OC	6	0	6	6	-	-	-	6
Other	OT	6	0	6	6	-	-	-	6
Protective Order	PO	30	3	33	30	-	-	3	30
Prelim Prot Order	PP	31	0	31	31	-	-	-	31
Petition-Restore Arms	PR	1	0	1	1	-	-	-	1
Unlawful Detainer	UD	120	114	155	122	45	36	33	41
Warrant in Debt	WD	484	438	618	483	46	257	135	180
Civil Total		913	577	1,104	914	93	294	190	527
Carroll Totals		22,845	18,217	28,068	22,594	12,449	294	5,474	9,851



CASELOAD STATISTICS OF THE GENERAL DISTRICT COURTS

January 2016 thru December 2016

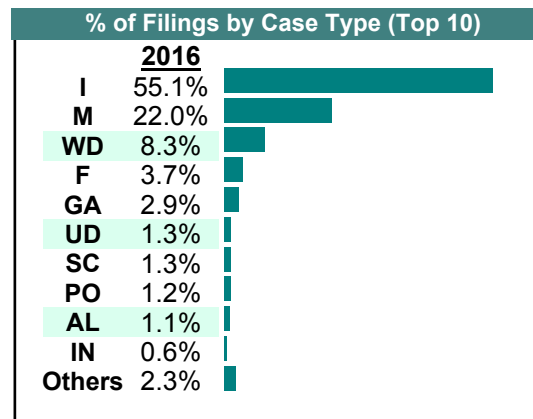
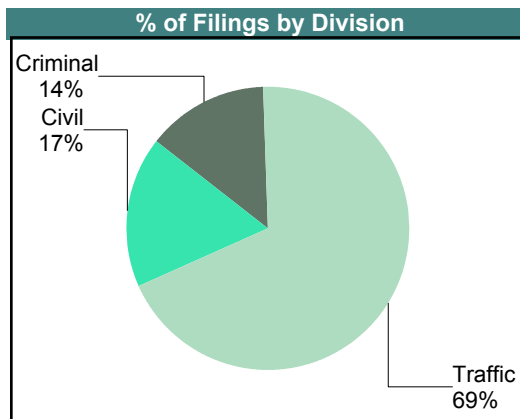
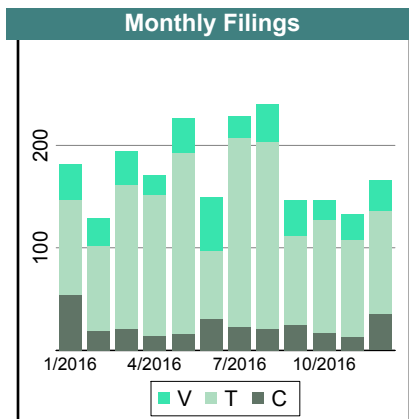
Floyd
District: 27
Court ID: 227063

		Filings	Hearings	Transactions	Concluded	Final Judgmt	Def Judgmt	Cont	Waived
<u>Criminal</u>									
Capias	CA	3	5	5	2	2	-	3	0
Civil Violation	CV	5	7	7	6	6	-	1	0
Felony	F	76	178	178	73	73	-	105	0
Misdemeanor	M	199	382	401	191	172	-	210	19
Show Cause	SC	7	12	12	5	5	-	7	0
Criminal Total		290	584	603	277	258	-	326	19

<u>Traffic</u>									
Capias	CA	4	8	8	3	3	-	5	0
Civil Violation	CV	5	16	16	6	6	-	10	0
Felony	F	3	8	8	4	4	-	4	0
Infraction	I	1,164	1,012	1,437	1,165	740	-	272	425
Misdemeanor	M	266	471	471	251	251	-	220	0
Motion	MO	4	4	4	4	4	-	-	0
Show Cause	SC	9	19	19	12	12	-	7	0
Traffic Total		1,455	1,538	1,963	1,445	1,020	-	518	425

<u>Civil</u>									
Abstract	AJ	2	0	2	2	-	-	-	2
Admin License	AL	23	0	23	23	-	-	-	23
Bond Forfeiture	BF	1	1	1	0	-	-	1	0
Capias	CA	1	0	1	1	-	-	-	1
Counter Claim	CC	1	0	1	1	-	-	-	1
Detinue	DT	3	8	11	4	-	1	7	3
Garnishment	GA	61	10	70	60	-	-	10	60
Impoundment	IM	7	0	7	7	-	-	-	7
Interrogatory	IN	13	11	23	12	-	-	11	12
Other	OT	7	0	7	7	-	-	-	7
Protective Order	PO	26	0	26	26	-	-	-	26
Prelim Prot Order	PP	4	0	4	4	-	-	-	4
Petition-Restore Arms	PR	2	0	2	2	-	-	-	2
Show Cause	SC	11	4	12	11	1	2	1	8
Unlawful Detainer	UD	28	28	35	29	14	8	6	7
Warrant in Debt	WD	176	193	268	178	23	80	90	75
Civil Total		366	255	493	367	38	91	126	238

Floyd Totals		2,111	2,377	3,059	2,089	1,316	91	970	682
---------------------	--	--------------	--------------	--------------	--------------	--------------	-----------	------------	------------

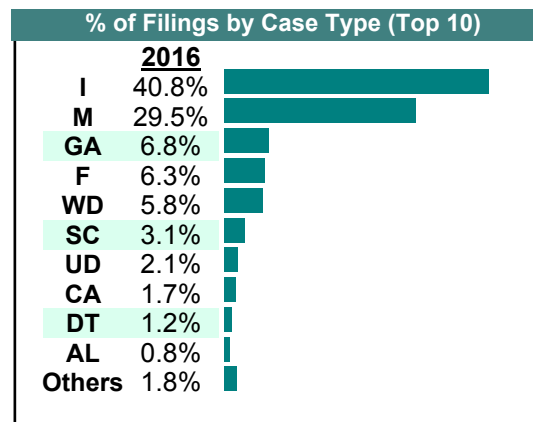
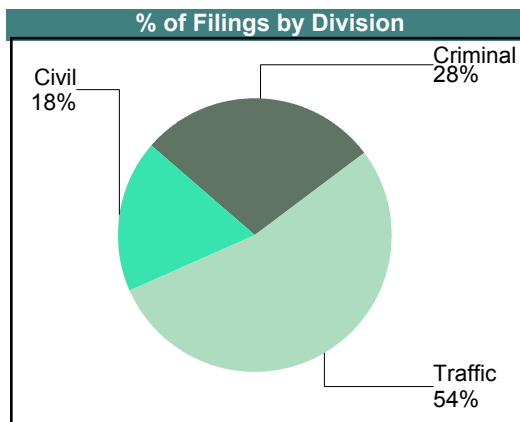
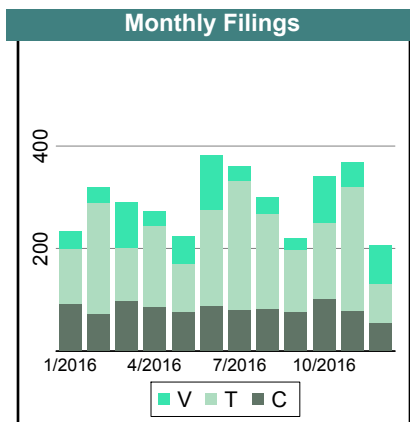


CASELOAD STATISTICS OF THE GENERAL DISTRICT COURTS

January 2016 thru December 2016

Galax
District: 27
Court ID: 227640

		Filings	Hearings	Transactions	Concluded	Final Judgmt	Def Judgmt	Cont	Waived
<u>Criminal</u>									
Capias	CA	47	162	162	64	64	-	98	0
Civil Violation	CV	13	25	26	15	14	-	11	1
Felony	F	220	573	712	241	102	-	471	139
Misdemeanor	M	613	1,543	1,584	720	679	-	864	41
Show Cause	SC	100	276	276	107	107	-	169	0
Criminal Total		993	2,579	2,760	1,147	966	-	1,613	181
<u>Traffic</u>									
Capias	CA	14	42	42	15	15	-	27	0
Felony	F	2	3	4	1	-	-	3	1
Infraction	I	1,434	1,670	2,002	1,472	1,140	-	530	332
Misdemeanor	M	426	797	798	418	417	-	380	1
Restricted O/L	RL	1	1	1	1	1	-	-	0
Show Cause	SC	8	18	18	10	10	-	8	0
Traffic Total		1,885	2,531	2,865	1,917	1,583	-	948	334
<u>Civil</u>									
Admin License	AL	27	1	27	26	-	-	-	26
Bond Forfeiture	BF	4	13	16	6	2	1	10	3
Detinue	DT	43	34	70	48	2	10	21	36
Garnishment	GA	239	12	252	240	-	-	12	240
Impoundment	IM	17	1	17	16	-	-	-	16
Interrogatory	IN	2	1	3	2	-	-	1	2
Other	OT	5	0	5	5	-	-	-	5
Protective Order	PO	11	1	13	12	-	-	1	12
Prelim Prot Order	PP	12	1	13	12	-	-	1	12
Show Cause	SC	1	0	1	1	-	-	-	1
Unlawful Detainer	UD	74	59	95	73	17	20	22	36
Warrant in Debt	WD	205	239	309	197	19	108	111	70
Civil Total		640	362	821	638	40	139	179	459
Galax Totals		3,518	5,472	6,446	3,702	2,589	139	2,740	974



CASELOAD STATISTICS OF THE GENERAL DISTRICT COURTS

January 2016 thru December 2016

Giles

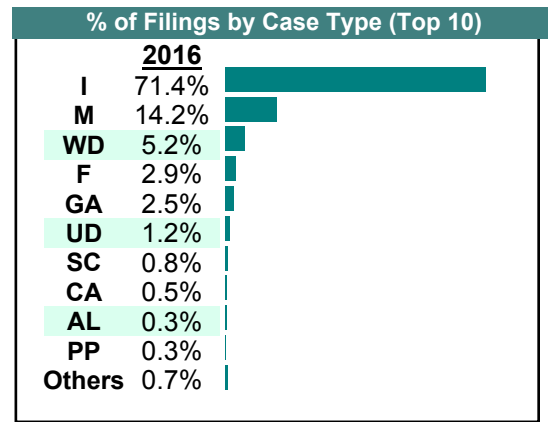
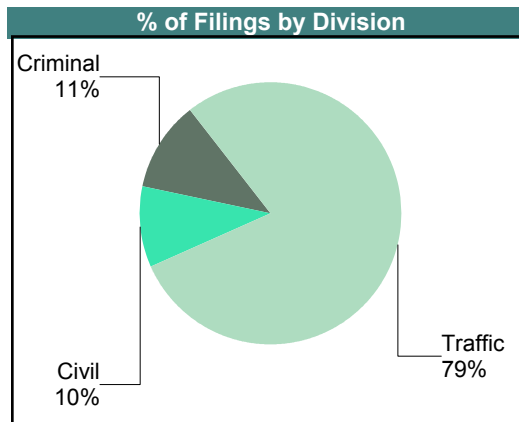
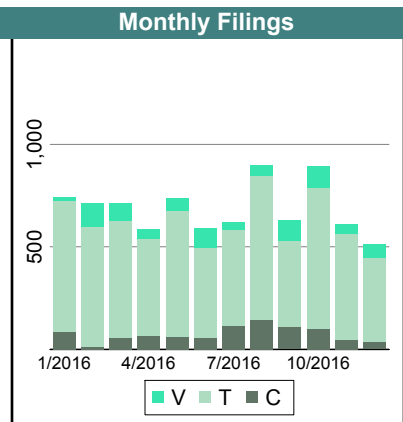
District: 27
Court ID: 227071

		Filings	Hearings	Transactions	Concluded	Final Judgmt	Def Judgmt	Cont	Waived
<u>Criminal</u>									
Capias	CA	23	75	75	27	27	-	48	0
Civil Violation	CV	4	9	10	5	4	-	5	1
Felony	F	231	653	656	211	208	-	445	3
Misdemeanor	M	620	1,241	1,308	571	504	-	737	67
Show Cause	SC	34	89	89	31	31	-	58	0
Criminal Total		912	2,067	2,138	845	774	-	1,293	71

<u>Traffic</u>									
Capias	CA	20	58	58	22	22	-	36	0
Civil Violation	CV	6	15	15	5	5	-	10	0
Felony	F	5	11	11	2	2	-	9	0
Infraction	I	5,891	4,886	7,450	5,937	3,373	-	1,509	2,564
Toll Infraction	IT	1	1	1	1	1	-	-	0
Misdemeanor	M	551	1,213	1,213	546	546	-	666	0
Restricted O/L	RL	4	4	4	4	4	-	-	0
Show Cause	SC	32	102	102	41	41	-	61	0
Traffic Total		6,510	6,290	8,854	6,558	3,994	-	2,291	2,564

<u>Civil</u>									
Abstract	AJ	1	0	1	1	-	-	-	1
Admin License	AL	28	1	28	27	-	-	1	27
Bond Forfeiture	BF	3	4	8	5	-	1	3	4
Detinue	DT	4	5	7	4	2	-	3	2
Garnishment	GA	205	28	230	202	-	-	27	202
Impoundment	IM	5	0	5	5	-	-	-	5
Interrogatory	IN	0	0	1	1	-	-	-	1
Other	OT	8	0	8	8	-	-	-	8
Protective Order	PO	20	10	29	19	-	-	10	19
Prelim Prot Order	PP	22	3	24	21	-	-	3	21
Unlawful Detainer	UD	99	77	131	102	18	30	29	54
Warrant in Debt	WD	429	375	578	436	22	211	142	203
Civil Total		824	503	1,050	831	42	242	218	547

Giles Totals		8,246	8,860	12,042	8,234	4,810	242	3,802	3,182
---------------------	--	--------------	--------------	---------------	--------------	--------------	------------	--------------	--------------

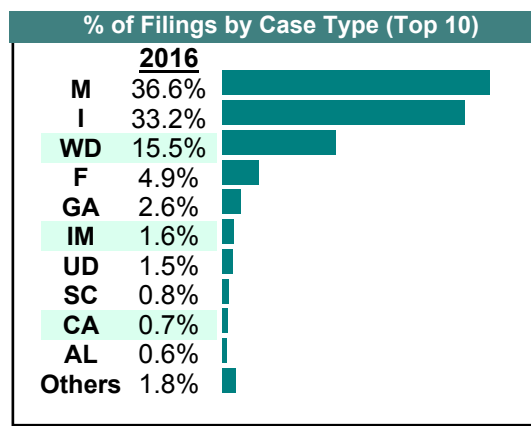
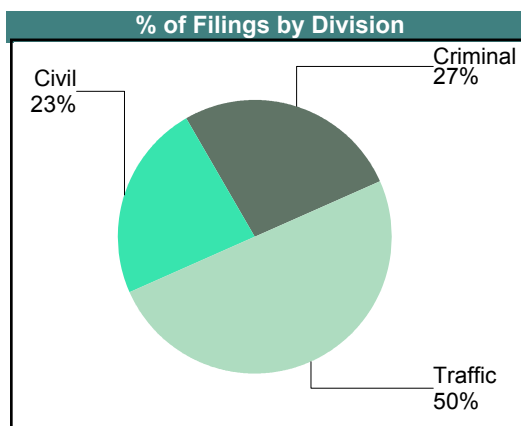
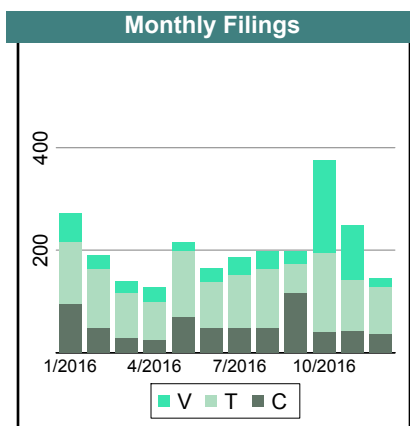


CASELOAD STATISTICS OF THE GENERAL DISTRICT COURTS

January 2016 thru December 2016

Grayson
District: 27
Court ID: 227077

		Filings	Hearings	Transactions	Concluded	Final Judgmt	Def Judgmt	Cont	Waived
<u>Criminal</u>									
Capias	CA	15	47	47	17	17	-	29	0
Civil Violation	CV	10	18	18	8	8	-	10	0
Felony	F	117	304	356	86	34	-	269	52
Misdemeanor	M	500	935	1,020	470	385	-	547	85
Motion	MO	2	2	2	2	2	-	-	0
Show Cause	SC	14	66	66	21	21	-	44	0
Criminal Total		658	1,372	1,509	604	467	-	899	137
<u>Traffic</u>									
Capias	CA	3	19	19	7	7	-	12	0
Felony	F	5	15	18	4	1	-	14	3
Infraction	I	818	778	1,050	789	517	-	260	272
Misdemeanor	M	402	704	706	395	393	-	309	2
Show Cause	SC	6	20	20	8	8	-	12	0
Traffic Total		1,234	1,536	1,813	1,203	926	-	607	277
<u>Civil</u>									
Abstract	AJ	4	0	4	4	-	-	-	4
Admin License	AL	16	1	16	15	-	-	-	15
Bond Forfeiture	BF	1	1	1	0	-	-	1	0
Counter Claim	CC	2	1	3	2	-	-	1	2
Detinue	DT	8	10	14	8	3	1	6	4
Garnishment	GA	64	12	73	61	-	-	9	61
Impoundment	IM	40	1	40	39	-	-	-	39
Other	OT	4	0	4	4	-	-	-	4
Protective Order	PO	7	0	7	7	-	-	-	7
Prelim Prot Order	PP	6	0	6	6	-	-	-	6
Petition-Restore Arms	PR	1	0	1	1	-	-	-	1
Unlawful Detainer	UD	37	41	49	33	10	15	16	8
Warrant in Debt	WD	383	359	536	391	28	186	142	177
Civil Total		573	426	754	571	41	202	175	328
Grayson Totals		2,465	3,334	4,076	2,378	1,434	202	1,681	742



CASELOAD STATISTICS OF THE GENERAL DISTRICT COURTS

January 2016 thru December 2016

Montgomery

District: 27

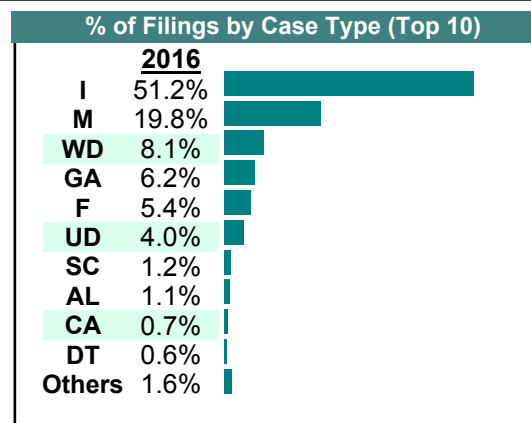
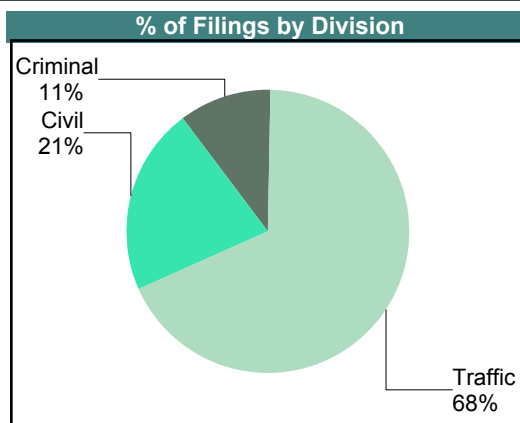
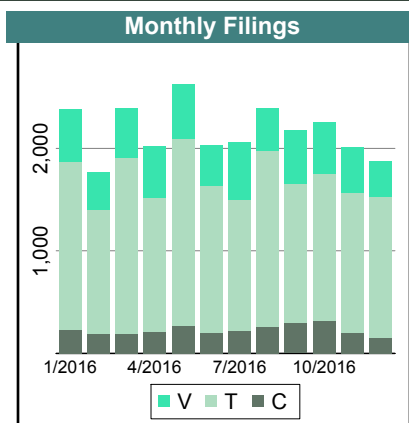
Court ID: 227121

		Filings	Hearings	Transactions	Concluded	Final Judgmt	Def Judgmt	Cont	Waived
<u>Criminal</u>									
Capias	CA	103	290	290	103	103	-	187	0
Felony	F	836	2,699	2,709	792	782	-	1,917	10
Misdemeanor	M	1,715	3,908	4,143	1,779	1,544	-	2,364	235
Show Cause	SC	83	232	232	84	84	-	148	0
Criminal Total		2,737	7,129	7,374	2,758	2,513	-	4,616	245

		Filings	Hearings	Transactions	Concluded	Final Judgmt	Def Judgmt	Cont	Waived
<u>Traffic</u>									
Capias	CA	78	222	222	86	86	-	136	0
Civil Violation	CV	46	126	126	39	39	-	87	0
Felony	F	555	1,789	1,803	526	512	-	1,277	14
Infraction	I	13,300	10,014	16,219	13,302	7,097	-	2,917	6,205
Misdemeanor	M	3,424	6,640	6,647	3,381	3,374	-	3,266	7
Other	O	4	5	5	4	4	-	1	0
Restricted O/L	RL	40	40	41	40	39	-	1	1
Show Cause	SC	209	464	464	233	233	-	231	0
Traffic Total		17,656	19,300	25,527	17,611	11,384	-	7,916	6,227

		Filings	Hearings	Transactions	Concluded	Final Judgmt	Def Judgmt	Cont	Waived
<u>Civil</u>									
Abstract	AJ	13	0	13	13	-	-	-	13
Admin License	AL	289	0	289	289	-	-	-	289
Bond Forfeiture	BF	16	17	28	13	2	-	15	11
Counter Claim	CC	4	2	6	4	-	-	2	4
Detinue	DT	155	147	255	158	6	44	97	108
Garnishment	GA	1,615	187	1,810	1,623	-	-	187	1,623
Impoundment	IM	46	1	47	46	-	-	1	46
Interrogatory	IN	85	41	126	85	-	-	41	85
Motion for Judgment	MJ	1	4	5	1	-	-	4	1
Overweight	OC	3	1	4	3	-	-	1	3
Other	OT	32	2	33	32	1	-	1	31
Protective Order	PO	50	3	53	50	-	-	3	50
Prelim Prot Order	PP	68	4	72	68	-	-	4	68
Petition-Restore Arms	PR	10	6	14	8	-	-	6	8
Restricted O/L	RL	1	0	1	1	-	-	-	1
Show Cause	SC	30	3	33	30	-	-	3	30
Tenants Assertion	TA	4	5	8	5	2	-	3	3
Unlawful Detainer	UD	1,041	903	1,340	1,032	190	405	308	437
Warrant in Debt	WD	2,111	2,203	2,922	2,096	127	1,250	826	719
Civil Total		5,574	3,529	7,059	5,557	328	1,699	1,502	3,530

Montgomery Totals		25,967	29,958	39,960	25,926	14,225	1,699	14,034	10,002
--------------------------	--	---------------	---------------	---------------	---------------	---------------	--------------	---------------	---------------

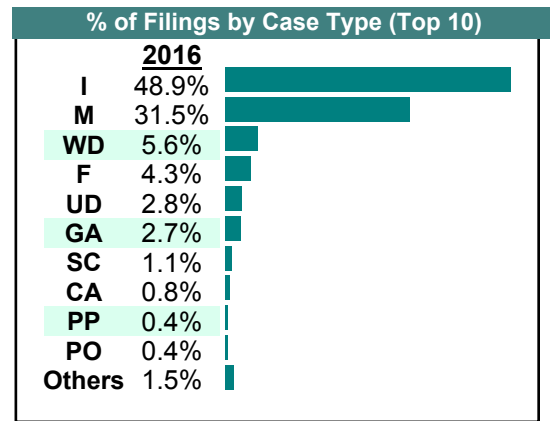
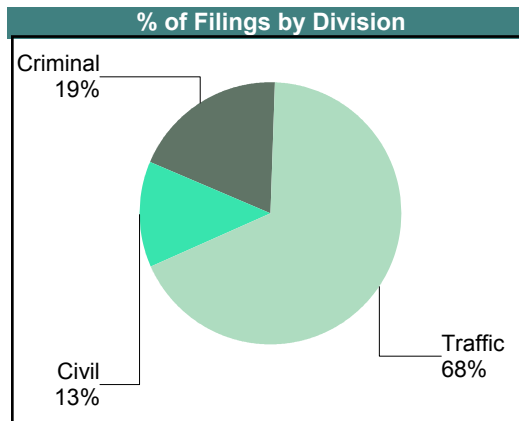
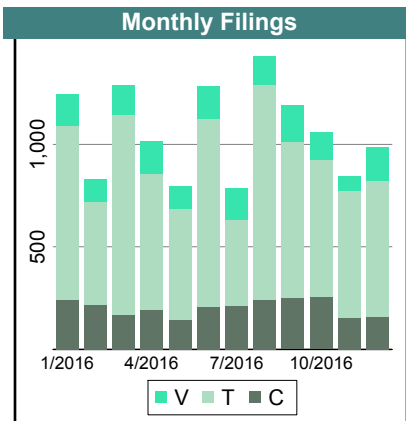


CASELOAD STATISTICS OF THE GENERAL DISTRICT COURTS

January 2016 thru December 2016

Pulaski
District: 27
Court ID: 227155

		Filings	Hearings	Transactions	Concluded	Final Judgmt	Def Judgmt	Cont	Waived
<u>Criminal</u>									
Capias	CA	82	229	229	85	85	-	144	0
Civil Violation	CV	46	65	73	51	43	-	22	8
Felony	F	537	1,869	1,869	581	581	-	1,288	0
Misdemeanor	M	1,665	3,658	3,814	1,631	1,475	-	2,183	156
Show Cause	SC	118	371	371	128	128	-	243	0
Criminal Total		2,448	6,192	6,356	2,476	2,312	-	3,880	164
<u>Traffic</u>									
Capias	CA	16	59	59	19	19	-	40	0
Felony	F	10	47	47	12	12	-	35	0
Infraction	I	6,224	5,029	7,841	6,365	3,553	-	1,476	2,812
Misdemeanor	M	2,353	3,941	3,962	2,341	2,320	-	1,621	21
Restricted O/L	RL	12	12	12	12	12	-	-	0
Show Cause	SC	16	68	68	26	26	-	42	0
Traffic Total		8,631	9,156	11,989	8,775	5,942	-	3,214	2,833
<u>Civil</u>									
Abstract	AJ	11	0	11	11	-	-	-	11
Admin License	AL	32	2	34	32	-	-	2	32
Bond Forfeiture	BF	7	15	22	9	-	2	13	7
Counter Claim	CC	2	2	3	1	-	-	2	1
Custody Relief	CR	1	2	2	0	-	-	2	0
Distress Seizure	DS	2	2	4	2	-	-	2	2
Detinue	DT	17	22	28	18	7	5	10	6
Garnishment	GA	350	46	397	351	-	-	46	351
Impoundment	IM	9	0	9	9	-	-	-	9
Interrogatory	IN	31	12	39	27	-	-	12	27
Motion for Judgment	MJ	1	0	1	1	-	-	-	1
Overweight	OC	3	3	6	3	-	-	3	3
Other	OT	10	3	12	9	-	-	3	9
Protective Order	PO	54	4	59	55	-	-	4	55
Prelim Prot Order	PP	56	10	66	56	-	-	10	56
Petition-Restore Arms	PR	1	1	1	0	-	-	1	0
Show Cause	SC	6	0	6	6	-	-	-	6
Third Party Claim	TH	1	0	1	1	-	-	-	1
Unlawful Detainer	UD	354	306	463	357	100	100	106	157
Warrant in Debt	WD	711	762	985	730	78	429	255	223
Civil Total		1,659	1,192	2,149	1,678	185	536	471	957
Pulaski Totals		12,738	16,540	20,494	12,929	8,439	536	7,565	3,954



CASELOAD STATISTICS OF THE GENERAL DISTRICT COURTS

January 2016 thru December 2016

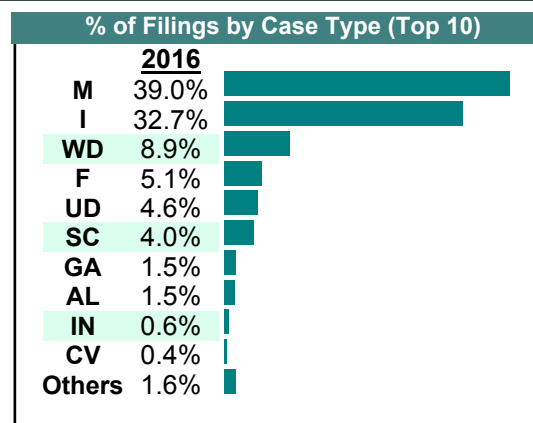
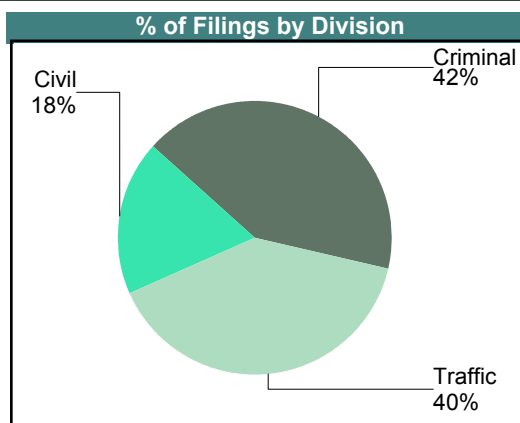
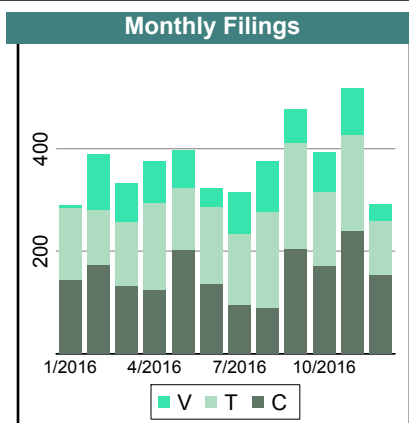
Radford
District: 27
Court ID: 227750

		Filings	Hearings	Transactions	Concluded	Final Judgmt	Def Judgmt	Cont	Waived
<u>Criminal</u>									
Capias	CA	12	53	53	18	18	-	35	0
Civil Violation	CV	18	56	56	18	18	-	38	0
Felony	F	222	727	727	224	224	-	503	0
Misdemeanor	M	1,465	3,225	3,416	1,464	1,273	-	1,952	191
Show Cause	SC	157	274	274	151	151	-	123	0
Criminal Total		1,874	4,335	4,526	1,875	1,684	-	2,651	191

<u>Traffic</u>									
Capias	CA	4	17	17	5	5	-	12	0
Felony	F	8	36	36	13	13	-	23	0
Infraction	I	1,462	1,602	2,034	1,506	1,074	-	528	432
Misdemeanor	M	282	668	668	309	309	-	359	0
Restricted O/L	RL	8	8	8	8	8	-	-	0
Show Cause	SC	14	51	51	17	17	-	34	0
Traffic Total		1,778	2,382	2,814	1,858	1,426	-	956	432

<u>Civil</u>									
Abstract	AJ	1	0	1	1	-	-	-	1
Admin License	AL	66	0	66	66	-	-	-	66
Bond Forfeiture	BF	1	3	4	1	-	-	3	1
Counter Claim	CC	1	0	1	1	-	-	-	1
Detinue	DT	3	1	4	3	-	-	1	3
Garnishment	GA	68	18	84	66	-	-	18	66
Impoundment	IM	5	0	5	5	-	-	-	5
Interrogatory	IN	28	22	45	23	-	-	22	23
Other	OT	6	0	6	6	-	-	-	6
Protective Order	PO	9	7	16	9	-	-	7	9
Prelim Prot Order	PP	18	26	47	21	-	-	26	21
Petition-Restore Arms	PR	1	1	2	1	-	-	1	1
Show Cause	SC	10	2	12	10	-	-	2	10
Tenants Assertion	TA	2	4	4	1	1	-	3	0
Unlawful Detainer	UD	207	175	258	204	35	86	54	83
Warrant in Debt	WD	399	364	510	396	28	222	114	146
Civil Total		825	623	1,065	814	64	308	251	442

Radford Totals		4,477	7,340	8,405	4,547	3,174	308	3,858	1,065
-----------------------	--	--------------	--------------	--------------	--------------	--------------	------------	--------------	--------------

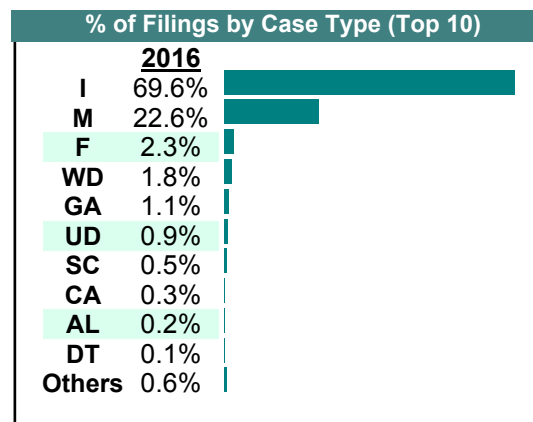
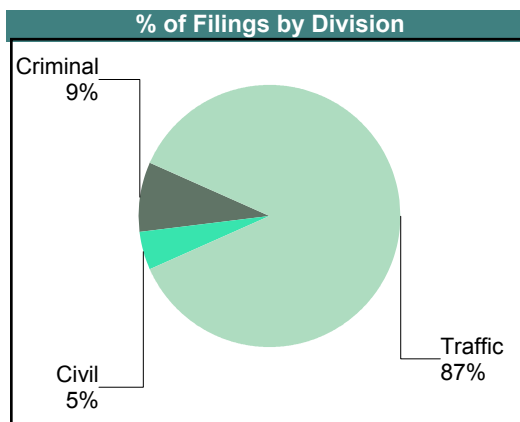
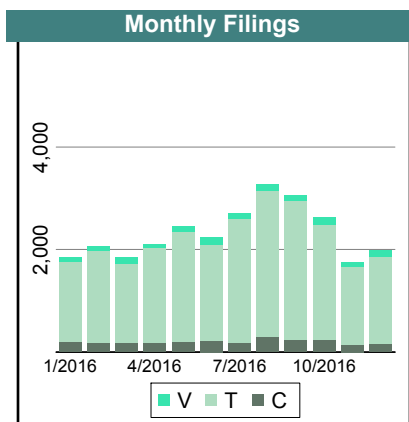


CASELOAD STATISTICS OF THE GENERAL DISTRICT COURTS

January 2016 thru December 2016

Wythe
District: 27
Court ID: 227197

		Filings	Hearings	Transactions	Concluded	Final Judgmt	Def Judgmt	Cont	Waived
<u>Criminal</u>									
Capias	CA	60	155	155	57	57	-	98	0
Civil Violation	CV	29	68	68	32	32	-	36	0
Felony	F	621	2,159	2,337	643	465	-	1,694	178
Misdemeanor	M	1,614	3,735	3,838	1,664	1,561	-	2,173	103
Motion	MO	2	2	2	2	2	-	-	0
Show Cause	SC	129	284	284	129	129	-	155	0
Criminal Total		2,455	6,403	6,684	2,527	2,246	-	4,156	281
<u>Traffic</u>									
Capias	CA	10	37	37	10	10	-	27	0
Civil Violation	CV	1	2	2	0	-	-	2	0
Felony	F	24	62	66	21	17	-	45	4
Infraction	I	19,472	8,975	21,369	19,485	7,091	-	1,884	12,394
Misdemeanor	M	4,713	7,483	7,486	4,643	4,640	-	2,843	3
Restricted O/L	RL	7	7	7	7	7	-	-	0
Show Cause	SC	16	33	33	14	14	-	19	0
Traffic Total		24,243	16,599	29,000	24,180	11,779	-	4,820	12,401
<u>Civil</u>									
Abstract	AJ	11	0	11	11	-	-	-	11
Admin License	AL	61	0	61	61	-	-	-	61
Bond Forfeiture	BF	23	24	41	20	2	1	21	17
Counter Claim	CC	1	0	1	1	-	-	-	1
Detinue	DT	33	29	46	34	7	10	12	17
Garnishment	GA	306	65	368	303	-	-	65	303
Impoundment	IM	15	0	15	15	-	-	-	15
Interrogatory	IN	9	13	24	11	-	-	13	11
Other	OT	10	3	10	10	-	3	-	7
Protective Order	PO	24	3	27	24	-	-	3	24
Prelim Prot Order	PP	29	2	31	29	-	-	2	29
Petition-Restore Arms	PR	2	0	2	2	-	-	-	2
Show Cause	SC	5	2	8	6	-	-	2	6
Tenants Assertion	TA	1	1	2	1	-	-	1	1
Unlawful Detainer	UD	250	192	304	245	68	65	59	112
Warrant in Debt	WD	505	480	676	507	71	240	169	196
Civil Total		1,285	814	1,627	1,280	148	319	347	813
Wythe Totals		27,983	23,816	37,311	27,987	14,173	319	9,323	13,495



Filings by Court & Division

	Blacksburg	Bland	Carroll	Floyd	Galax	Giles	Grayson	Montgomery	Pulaski	Radford	Wythe	Total	
C	Misdemeanor	-	163	980	199	613	620	500	1,715	1,665	1,465	1,614	9,534
		0%	2%	10%	2%	6%	7%	5%	18%	17%	15%	17%	
	Felony	-	100	480	76	220	231	117	836	537	222	621	3,440
		0%	3%	14%	2%	6%	7%	3%	24%	16%	6%	18%	
	Show Cause	-	13	28	7	100	34	14	83	118	157	129	683
		0%	2%	4%	1%	15%	5%	2%	12%	17%	23%	19%	
	Capias	-	6	57	3	47	23	15	103	82	12	60	408
	0%	1%	14%	1%	12%	6%	4%	25%	20%	3%	15%		
Civil Violation	-	-	32	5	13	4	10	-	46	18	29	157	
	0%	0%	20%	3%	8%	3%	6%	0%	29%	11%	18%		
Motion	-	-	-	-	-	-	2	-	-	-	2	4	
	0%	0%	0%	0%	0%	0%	50%	0%	0%	0%	50%		
Total	0	282	1,577	290	993	912	658	2,737	2,448	1,874	2,455	14,226	
	0%	2%	11%	2%	7%	6%	5%	19%	17%	13%	17%		
T	Infraction	-	7,419	16,356	1,164	1,434	5,891	818	13,300	6,224	1,462	19,472	73,540
		0%	10%	22%	2%	2%	8%	1%	18%	8%	2%	26%	
	Misdemeanor	-	1,622	3,918	266	426	551	402	3,424	2,353	282	4,713	17,957
		0%	9%	22%	1%	2%	3%	2%	19%	13%	2%	26%	
	Felony	-	-	36	3	2	5	5	555	10	8	24	648
		0%	0%	6%	0%	0%	1%	1%	86%	2%	1%	4%	
	Show Cause	-	4	25	9	8	32	6	209	16	14	16	339
		0%	1%	7%	3%	2%	9%	2%	62%	5%	4%	5%	
	Capias	-	1	19	4	14	20	3	78	16	4	10	169
		0%	1%	11%	2%	8%	12%	2%	46%	9%	2%	6%	
	Restricted O/L	-	-	-	-	1	4	-	40	12	8	7	72
	0%	0%	0%	0%	1%	6%	0%	56%	17%	11%	10%		
Civil Violation	-	2	1	5	-	6	-	46	-	-	1	61	
	0%	3%	2%	8%	0%	10%	0%	75%	0%	0%	2%		
Motion	-	-	-	4	-	-	-	-	-	-	-	4	
	0%	0%	0%	100%	0%	0%	0%	0%	0%	0%	0%		
Other	-	-	-	-	-	-	-	4	-	-	-	4	
	0%	0%	0%	0%	0%	0%	0%	100%	0%	0%	0%		
Toll Infraction	-	-	-	-	-	1	-	-	-	-	-	1	
	0%	0%	0%	0%	0%	100%	0%	0%	0%	0%	0%		
Total	0	9,048	20,355	1,455	1,885	6,510	1,234	17,656	8,631	1,778	24,243	92,795	
	0%	10%	22%	2%	2%	7%	1%	19%	9%	2%	26%		
V	Warrant in Debt	-	68	484	176	205	429	383	2,111	711	399	505	5,471
		0%	1%	9%	3%	4%	8%	7%	39%	13%	7%	9%	
	Garnishment	-	33	143	61	239	205	64	1,615	350	68	306	3,084
		0%	1%	5%	2%	8%	7%	2%	52%	11%	2%	10%	
Unlawful Detainer	-	4	120	28	74	99	37	1,041	354	207	250	2,214	
	0%	0%	5%	1%	3%	4%	2%	47%	16%	9%	11%		
Admin License	-	5	55	23	27	28	16	289	32	66	61	602	
	0%	1%	9%	4%	4%	5%	3%	48%	5%	11%	10%		

	Blacksburg	Bland	Carroll	Floyd	Galax	Giles	Grayson	Montgomery	Pulaski	Radford	Wythe	Total
V Detinue	-	2	7	3	43	4	8	155	17	3	33	275
	0%	1%	3%	1%	16%	1%	3%	56%	6%	1%	12%	
Prelim Prot Order	-	2	31	4	12	22	6	68	56	18	29	248
	0%	1%	13%	2%	5%	9%	2%	27%	23%	7%	12%	
Protective Order	-	1	30	26	11	20	7	50	54	9	24	232
	0%	0%	13%	11%	5%	9%	3%	22%	23%	4%	10%	
Interrogatory	-	2	1	13	2	-	-	85	31	28	9	171
	0%	1%	1%	8%	1%	0%	0%	50%	18%	16%	5%	
Impoundment	-	-	21	7	17	5	40	46	9	5	15	165
	0%	0%	13%	4%	10%	3%	24%	28%	5%	3%	9%	
Other	-	1	6	7	5	8	4	32	10	6	10	89
	0%	1%	7%	8%	6%	9%	4%	36%	11%	7%	11%	
Show Cause	-	-	-	11	1	-	-	30	6	10	5	63
	0%	0%	0%	17%	2%	0%	0%	48%	10%	16%	8%	
Bond Forfeiture	-	1	-	1	4	3	1	16	7	1	23	57
	0%	2%	0%	2%	7%	5%	2%	28%	12%	2%	40%	
Abstract	-	-	8	2	-	1	4	13	11	1	11	51
	0%	0%	16%	4%	0%	2%	8%	25%	22%	2%	22%	
Overweight	-	17	6	-	-	-	-	3	3	-	-	29
	0%	59%	21%	0%	0%	0%	0%	10%	10%	0%	0%	
Petition-Restore Arms	-	-	1	2	-	-	1	10	1	1	2	18
	0%	0%	6%	11%	0%	0%	6%	56%	6%	6%	11%	
Counter Claim	-	-	-	1	-	-	2	4	2	1	1	11
	0%	0%	0%	9%	0%	0%	18%	36%	18%	9%	9%	
Tenants Assertion	-	1	-	-	-	-	-	4	-	2	1	8
	0%	13%	0%	0%	0%	0%	0%	50%	0%	25%	13%	
Distress Seizure	-	-	-	-	-	-	-	-	2	-	-	2
	0%	0%	0%	0%	0%	0%	0%	0%	100%	0%	0%	
Motion for Judgment	-	-	-	-	-	-	-	1	1	-	-	2
	0%	0%	0%	0%	0%	0%	0%	50%	50%	0%	0%	
Capias	-	-	-	1	-	-	-	-	-	-	-	1
	0%	0%	0%	100%	0%	0%	0%	0%	0%	0%	0%	
Custody Relief	-	-	-	-	-	-	-	-	1	-	-	1
	0%	0%	0%	0%	0%	0%	0%	0%	100%	0%	0%	
Restricted O/L	-	-	-	-	-	-	-	1	-	-	-	1
	0%	0%	0%	0%	0%	0%	0%	100%	0%	0%	0%	
Third Party Claim	-	-	-	-	-	-	-	-	1	-	-	1
	0%	0%	0%	0%	0%	0%	0%	0%	100%	0%	0%	
Total	0	137	913	366	640	824	573	5,574	1,659	825	1,285	12,796
	0%	1%	7%	3%	5%	6%	4%	44%	13%	6%	10%	
Total	0	9,467	22,845	2,111	3,518	8,246	2,465	25,967	12,738	4,477	27,983	119,817
	0%	8%	19%	2%	3%	7%	2%	22%	11%	4%	23%	

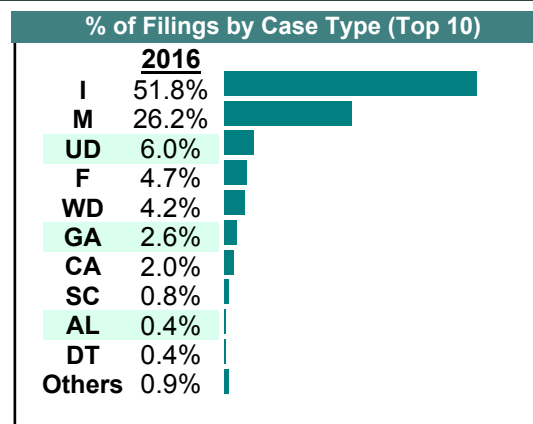
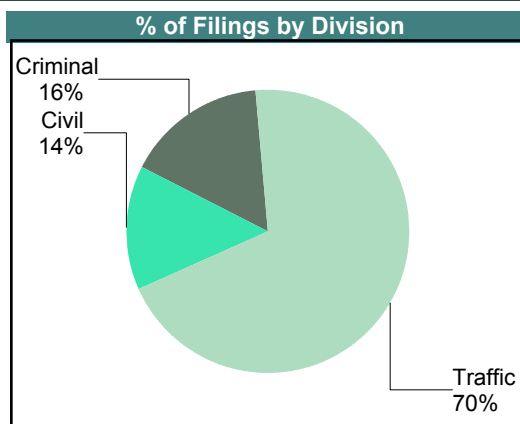
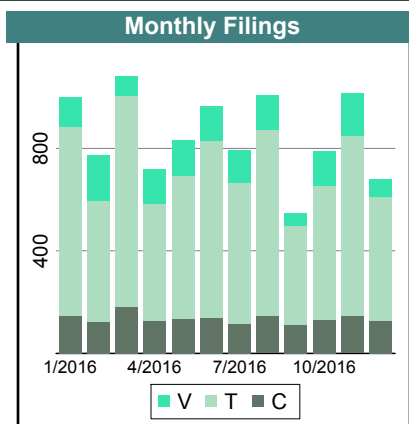
CASELOAD STATISTICS OF THE GENERAL DISTRICT COURTS

January 2016 thru December 2016

Bristol

District: **28**
Court ID: **228520**

		Filings	Hearings	Transactions	Concluded	Final Judgmt	Def Judgmt	Cont	Waived
<u>Criminal</u>									
Capias	CA	127	370	370	123	123	-	247	0
Civil Violation	CV	24	68	68	21	21	-	47	0
Felony	F	460	1,638	1,638	455	455	-	1,182	0
Misdemeanor	M	965	2,249	2,325	1,040	964	-	1,285	76
Show Cause	SC	60	84	84	60	60	-	24	0
Criminal Total		1,636	4,409	4,485	1,699	1,623	-	2,785	76
<u>Traffic</u>									
Capias	CA	75	232	232	88	88	-	144	0
Civil Violation	CV	2	5	5	1	1	-	4	0
Felony	F	18	51	51	13	13	-	38	0
Infraction	I	5,291	4,420	6,608	5,311	3,123	-	1,297	2,188
Misdemeanor	M	1,707	3,383	3,383	1,795	1,795	-	1,588	0
Show Cause	SC	23	45	45	23	23	-	22	0
Traffic Total		7,116	8,136	10,324	7,231	5,043	-	3,093	2,188
<u>Civil</u>									
Abstract	AJ	6	0	6	6	-	-	-	6
Admin License	AL	43	0	44	44	-	-	-	44
Bond Forfeiture	BF	0	0	1	1	-	-	-	1
Detinue	DT	37	22	43	35	5	9	7	21
Garnishment	GA	264	19	277	258	-	-	13	258
Impoundment	IM	7	0	7	7	-	-	-	7
Interrogatory	IN	4	6	9	3	-	-	5	3
Overweight	OC	3	0	3	3	-	-	-	3
Other	OT	5	3	5	5	3	-	-	2
Protective Order	PO	22	11	29	18	-	-	10	18
Prelim Prot Order	PP	20	0	20	20	-	-	-	20
Show Cause	SC	2	2	4	2	-	-	1	2
Unlawful Detainer	UD	615	295	678	613	102	128	65	383
Warrant in Debt	WD	427	491	636	431	57	229	204	145
Civil Total		1,455	849	1,762	1,446	167	366	305	913
Bristol Totals		10,207	13,394	16,571	10,376	6,833	366	6,183	3,177

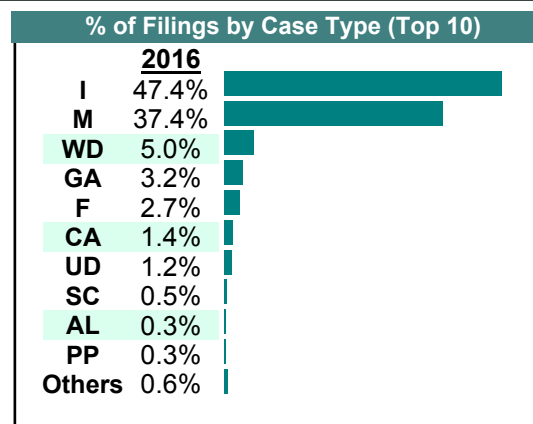
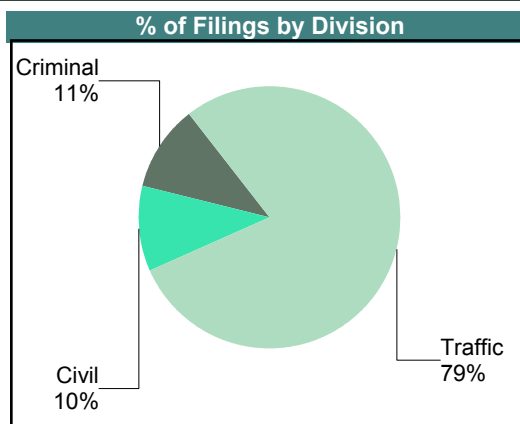
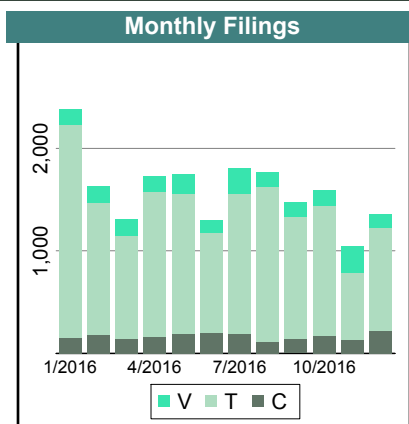


CASELOAD STATISTICS OF THE GENERAL DISTRICT COURTS

January 2016 thru December 2016

Smyth
District: 28
Court ID: 228173

		Filings	Hearings	Transactions	Concluded	Final Judgmt	Def Judgmt	Cont	Waived
<u>Criminal</u>									
Capias	CA	179	408	408	162	162	-	245	0
Civil Violation	CV	33	88	88	32	32	-	54	0
Felony	F	493	1,277	1,504	475	248	-	1,027	227
Misdemeanor	M	1,295	3,176	3,191	1,304	1,289	-	1,873	15
Show Cause	SC	44	129	129	45	45	-	84	0
Criminal Total		2,044	5,078	5,320	2,018	1,776	-	3,283	242
<u>Traffic</u>									
Capias	CA	96	222	222	104	104	-	117	0
Felony	F	16	38	46	16	8	-	30	8
Infraction	I	9,066	5,832	10,702	9,121	4,251	-	1,570	4,870
Misdemeanor	M	5,854	9,926	9,927	5,907	5,906	-	4,001	1
Show Cause	SC	44	131	131	49	49	-	80	0
Traffic Total		15,076	16,149	21,028	15,197	10,318	-	5,798	4,879
<u>Civil</u>									
Abstract	AJ	4	0	4	4	-	-	-	4
Admin License	AL	59	25	61	36	-	-	1	36
Bond Forfeiture	BF	6	10	10	0	-	-	5	0
Detinue	DT	5	10	14	8	4	-	5	4
Garnishment	GA	615	114	694	580	-	-	110	580
Impoundment	IM	4	0	4	4	-	-	-	4
Interrogatory	IN	3	2	6	4	-	-	2	4
Overweight	OC	1	0	1	1	-	-	-	1
Other	OT	1	0	1	1	-	-	-	1
Protective Order	PO	52	5	52	47	-	-	-	47
Prelim Prot Order	PP	59	7	64	57	-	-	4	57
Petition-Restore Arms	PR	4	5	7	2	-	-	3	2
Show Cause	SC	4	4	6	2	-	-	3	2
Unlawful Detainer	UD	238	243	290	240	75	118	49	47
Warrant in Debt	WD	951	1,051	1,283	945	67	646	325	232
Civil Total		2,006	1,476	2,497	1,931	146	764	507	1,021
Smyth Totals		19,126	22,703	28,845	19,146	12,240	764	9,588	6,142



CASELOAD STATISTICS OF THE GENERAL DISTRICT COURTS

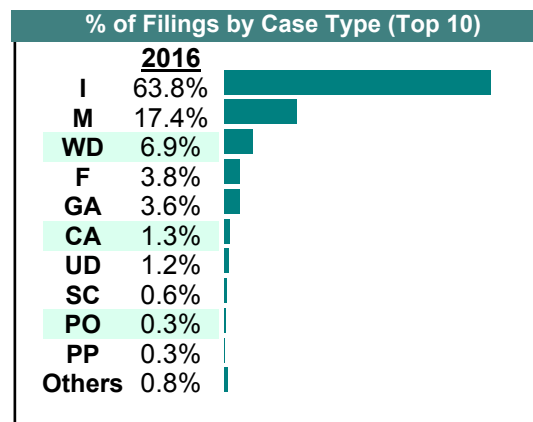
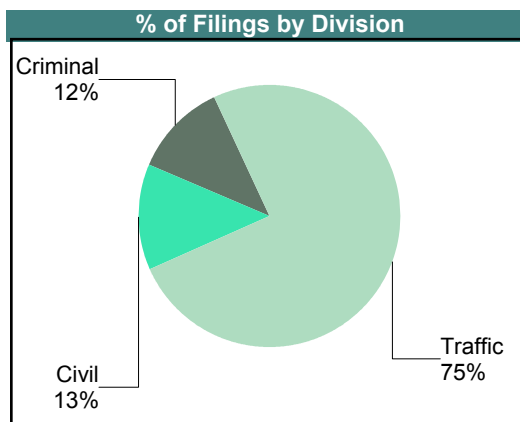
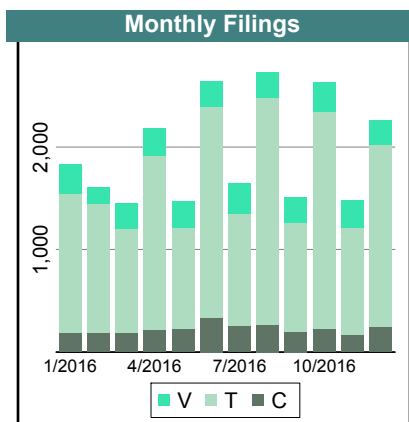
January 2016 thru December 2016

Washington

District: 28

Court ID: 228191

		Filings	Hearings	Transactions	Concluded	Final Judgmt	Def Judgmt	Cont	Waived
<u>Criminal</u>									
Capias	CA	212	555	555	233	233	-	322	0
Civil Violation	CV	11	44	44	16	16	-	28	0
Felony	F	869	2,952	2,952	936	936	-	2,016	0
Misdemeanor	M	1,522	3,506	3,580	1,513	1,439	-	2,065	74
Show Cause	SC	110	247	247	125	125	-	122	0
Criminal Total		2,724	7,304	7,378	2,823	2,749	-	4,553	74
<u>Traffic</u>									
Capias	CA	86	265	265	102	102	-	163	0
Felony	F	26	66	66	19	19	-	47	0
Infraction	I	14,963	8,558	17,091	14,908	6,375	-	2,182	8,533
Misdemeanor	M	2,545	4,422	4,424	2,536	2,534	-	1,886	2
Show Cause	SC	27	51	51	29	29	-	22	0
Traffic Total		17,647	13,362	21,897	17,594	9,059	-	4,300	8,535
<u>Civil</u>									
Abstract	AJ	6	0	6	6	-	-	-	6
Admin License	AL	54	1	55	54	-	-	1	54
Bond Forfeiture	BF	3	18	20	3	-	1	17	2
Capias	CA	3	4	7	3	-	-	4	3
Counter Claim	CC	2	8	9	2	-	1	7	1
Custody Relief	CR	0	0	1	1	-	-	-	1
Detinue	DT	23	23	32	21	8	4	11	9
Garnishment	GA	854	7	861	854	-	-	7	854
Impoundment	IM	28	4	32	28	-	-	4	28
Interrogatory	IN	16	31	50	19	-	-	31	19
Overweight	OC	16	4	20	16	-	-	4	16
Other	OT	20	3	22	20	1	-	2	19
Protective Order	PO	69	49	112	63	-	-	48	63
Prelim Prot Order	PP	60	0	60	60	-	-	-	60
Petition-Restore Arms	PR	3	1	3	2	-	-	1	2
Show Cause	SC	13	13	27	14	-	-	13	14
Tenants Assertion	TA	1	0	1	1	-	-	-	1
Unlawful Detainer	UD	274	276	346	278	105	103	68	70
Warrant in Debt	WD	1,621	1,783	2,238	1,628	133	1,040	610	455
Civil Total		3,066	2,225	3,902	3,073	247	1,149	828	1,677
Washington Totals		23,437	22,891	33,177	23,490	12,055	1,149	9,681	10,286



Filings by Court & Division

	<u>Bristol</u>		<u>Smyth</u>		<u>Washington</u>		<u>Total</u>
C Misdemeanor	965	26%	1,295	34%	1,522	40%	3,782
Felony	460	25%	493	27%	869	48%	1,822
Capias	127	25%	179	35%	212	41%	518
Show Cause	60	28%	44	21%	110	51%	214
Civil Violation	24	35%	33	49%	11	16%	68
Total	1,636	26%	2,044	32%	2,724	43%	6,404
T Infraction	5,291	18%	9,066	31%	14,963	51%	29,320
Misdemeanor	1,707	17%	5,854	58%	2,545	25%	10,106
Capias	75	29%	96	37%	86	33%	257
Show Cause	23	24%	44	47%	27	29%	94
Felony	18	30%	16	27%	26	43%	60
Civil Violation	2	100%	-	0%	-	0%	2
Total	7,116	18%	15,076	38%	17,647	44%	39,839
V Warrant in Debt	427	14%	951	32%	1,621	54%	2,999
Garnishment	264	15%	615	35%	854	49%	1,733
Unlawful Detainer	615	55%	238	21%	274	24%	1,127
Admin License	43	28%	59	38%	54	35%	156
Protective Order	22	15%	52	36%	69	48%	143
Prelim Prot Order	20	14%	59	42%	60	43%	139
Detinue	37	57%	5	8%	23	35%	65
Impoundment	7	18%	4	10%	28	72%	39
Other	5	19%	1	4%	20	77%	26
Interrogatory	4	17%	3	13%	16	70%	23
Overweight	3	15%	1	5%	16	80%	20
Show Cause	2	11%	4	21%	13	68%	19
Abstract	6	38%	4	25%	6	38%	16
Bond Forfeiture	-	0%	6	67%	3	33%	9
Petition-Restore Arms	-	0%	4	57%	3	43%	7
Capias	-	0%	-	0%	3	100%	3
Counter Claim	-	0%	-	0%	2	100%	2
Tenants Assertion	-	0%	-	0%	1	100%	1
Custody Relief	-	0%	-	0%	-	0%	0
Total	1,455	22%	2,006	31%	3,066	47%	6,527
Total	10,207	19%	19,126	36%	23,437	44%	52,770

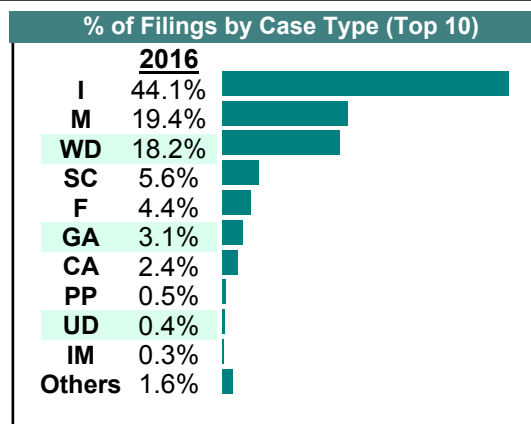
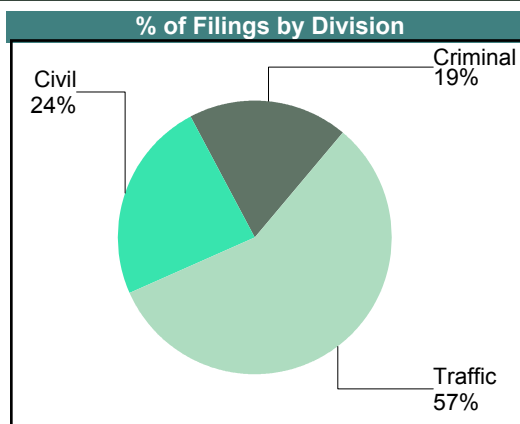
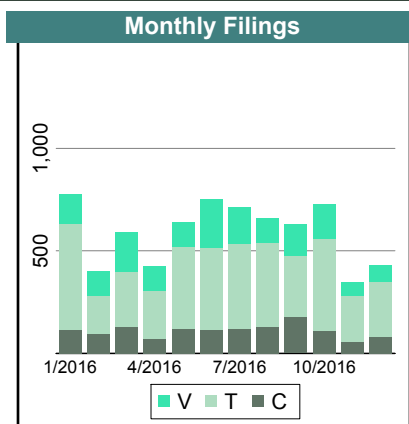
CASELOAD STATISTICS OF THE GENERAL DISTRICT COURTS

January 2016 thru December 2016

Buchanan

District: **29**
Court ID: **229027**

		Filings	Hearings	Transactions	Concluded	Final Judgmt	Def Judgmt	Cont	Waived
<u>Criminal</u>									
Capias	CA	96	377	377	113	113	-	264	0
Civil Violation	CV	14	44	45	17	16	-	28	1
Felony	F	304	1,363	1,505	330	188	-	1,175	142
Misdemeanor	M	755	2,171	2,208	644	607	-	1,564	37
Other	O	1	2	2	1	1	-	1	0
Show Cause	SC	167	643	643	191	191	-	451	0
Criminal Total		1,337	4,600	4,780	1,296	1,116	-	3,483	180
<u>Traffic</u>									
Capias	CA	77	295	295	97	97	-	198	0
Felony	F	8	26	29	9	6	-	20	3
Infraction	I	3,126	3,051	4,135	3,103	2,019	-	1,031	1,084
Misdemeanor	M	618	1,308	1,309	627	626	-	682	1
Motion	MO	3	3	3	3	3	-	-	0
Show Cause	SC	229	652	652	268	268	-	383	0
Traffic Total		4,061	5,335	6,423	4,107	3,019	-	2,314	1,088
<u>Civil</u>									
Admin License	AL	18	12	30	18	-	-	12	18
Detinue	DT	5	4	8	7	1	2	1	4
Garnishment	GA	222	112	338	226	-	-	112	226
Impoundment	IM	21	0	21	21	-	-	-	21
Interrogatory	IN	2	10	12	2	-	-	10	2
Motion for Judgment	MJ	12	35	47	12	-	-	35	12
Overweight	OC	21	7	27	20	-	-	7	20
Other	OT	14	6	19	14	1	-	5	13
Protective Order	PO	20	5	25	20	-	-	5	20
Prelim Prot Order	PP	34	46	77	31	-	-	46	31
Show Cause	SC	2	2	4	2	-	-	2	2
Unlawful Detainer	UD	29	29	44	31	8	8	13	15
Warrant in Debt	WD	1,286	1,264	1,451	1,275	33	1,055	176	187
Civil Total		1,686	1,532	2,103	1,679	43	1,065	424	571
Buchanan Totals		7,084	11,467	13,306	7,082	4,178	1,065	6,221	1,839



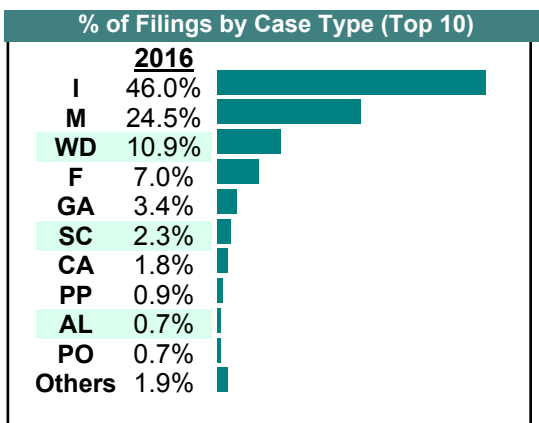
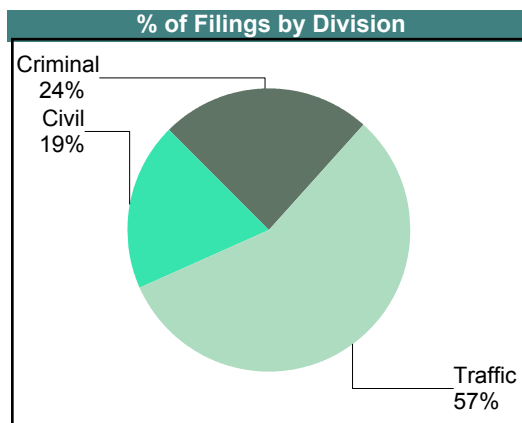
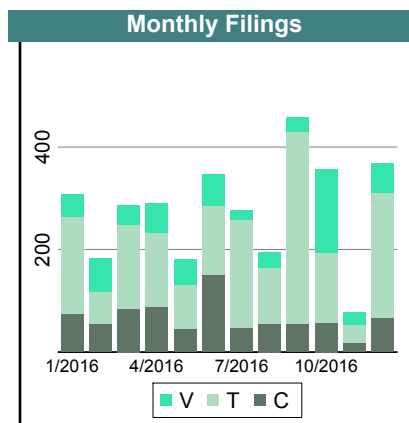
CASELOAD STATISTICS OF THE GENERAL DISTRICT COURTS

January 2016 thru December 2016

Dickenson

District: 29
Court ID: 229051

		Filings	Hearings	Transactions	Concluded	Final Judgmt	Def Judgmt	Cont	Waived
<u>Criminal</u>									
Capias	CA	43	146	146	50	50	-	96	0
Civil Violation	CV	10	20	20	10	10	-	10	0
Felony	F	234	781	787	240	234	-	547	6
Misdemeanor	M	479	1,127	1,167	521	481	-	646	40
Show Cause	SC	37	195	195	53	53	-	142	0
Criminal Total		803	2,269	2,315	874	828	-	1,441	46
<u>Traffic</u>									
Capias	CA	15	61	61	23	23	-	38	0
Infraction	I	1,530	1,370	1,890	1,531	1,011	-	359	520
Misdemeanor	M	337	601	602	333	332	-	269	1
Restricted O/L	RL	4	5	5	4	4	-	1	0
Show Cause	SC	1	47	47	13	13	-	34	0
Traffic Total		1,887	2,084	2,605	1,904	1,383	-	701	521
<u>Civil</u>									
Admin License	AL	22	0	22	22	-	-	-	22
Capias	CA	1	0	1	1	-	-	-	1
Detinue	DT	11	10	15	10	5	-	5	5
Garnishment	GA	113	27	136	109	-	-	27	109
Impoundment	IM	3	0	3	3	-	-	-	3
Interrogatory	IN	1	5	8	3	-	-	5	3
Motion for Judgment	MJ	1	1	1	1	-	1	-	0
Overweight	OC	3	0	3	3	-	-	-	3
Other	OT	11	10	19	11	2	-	8	9
Protective Order	PO	22	1	23	22	-	-	1	22
Prelim Prot Order	PP	31	4	34	30	-	-	4	30
Petition-Restore Arms	PR	1	0	1	1	-	-	-	1
Restricted O/L	RL	1	0	1	1	-	-	-	1
Show Cause	SC	38	74	93	19	-	-	74	19
Unlawful Detainer	UD	16	23	26	18	9	6	8	3
Warrant in Debt	WD	362	414	513	353	25	229	160	99
Civil Total		637	569	899	607	41	236	292	330
Dickenson Totals		3,327	4,922	5,819	3,385	2,252	236	2,434	897

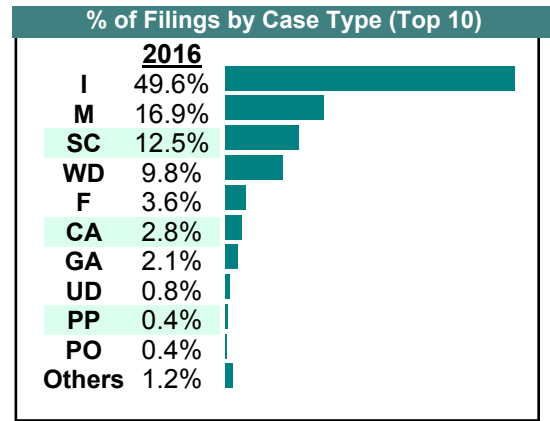
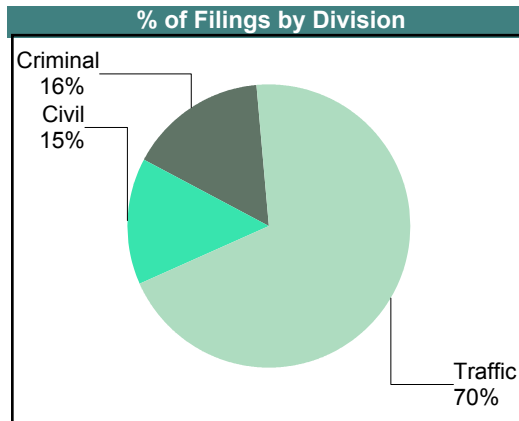
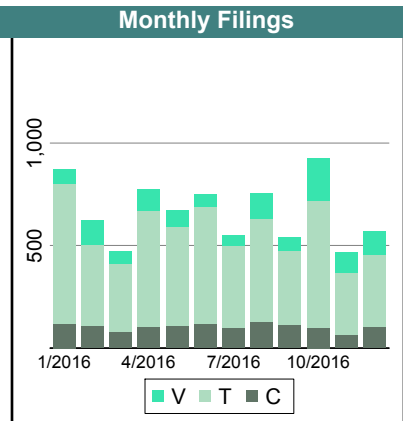


CASELOAD STATISTICS OF THE GENERAL DISTRICT COURTS

January 2016 thru December 2016

Russell
District: 29
Court ID: 229167

		Filings	Hearings	Transactions	Concluded	Final Judgmt	Def Judgmt	Cont	Waived
<u>Criminal</u>									
Capias	CA	102	283	283	107	107	-	176	0
Felony	F	273	1,085	1,085	268	268	-	817	0
Misdemeanor	M	613	1,620	1,672	646	594	-	1,026	52
Show Cause	SC	270	837	837	269	269	-	568	0
Criminal Total		1,258	3,825	3,877	1,290	1,238	-	2,587	52
<u>Traffic</u>									
Capias	CA	119	388	388	135	135	-	253	0
Civil Violation	CV	3	19	19	5	5	-	14	0
Felony	F	11	49	49	11	11	-	38	0
Infraction	I	3,952	3,236	4,877	3,967	2,326	-	910	1,641
Misdemeanor	M	733	1,680	1,680	759	759	-	921	0
Restricted O/L	RL	6	6	6	6	6	-	-	0
Show Cause	SC	724	1,917	1,917	738	738	-	1,179	0
Traffic Total		5,548	7,295	8,936	5,621	3,980	-	3,315	1,641
<u>Civil</u>									
Abstract	AJ	2	0	2	2	-	-	-	2
Admin License	AL	25	0	26	26	-	-	-	26
Counter Claim	CC	1	1	2	1	-	-	1	1
Detinue	DT	20	17	29	18	5	1	11	12
Garnishment	GA	168	23	190	167	-	-	23	167
Impoundment	IM	12	0	12	12	-	-	-	12
Interrogatory	IN	10	2	12	10	-	-	2	10
Motion for Judgment	MJ	1	6	8	2	-	-	6	2
Overweight	OC	9	5	13	8	-	-	5	8
Other	OT	7	0	7	7	-	-	-	7
Protective Order	PO	28	4	32	28	-	-	4	28
Prelim Prot Order	PP	31	41	71	30	-	-	41	30
Show Cause	SC	3	0	3	3	-	-	-	3
Unlawful Detainer	UD	62	69	82	64	31	20	18	13
Warrant in Debt	WD	779	941	1,206	819	75	479	387	265
Civil Total		1,158	1,109	1,695	1,197	111	500	498	586
Russell Totals		7,964	12,229	14,508	8,108	5,329	500	6,400	2,279



CASELOAD STATISTICS OF THE GENERAL DISTRICT COURTS

January 2016 thru December 2016

Tazewell

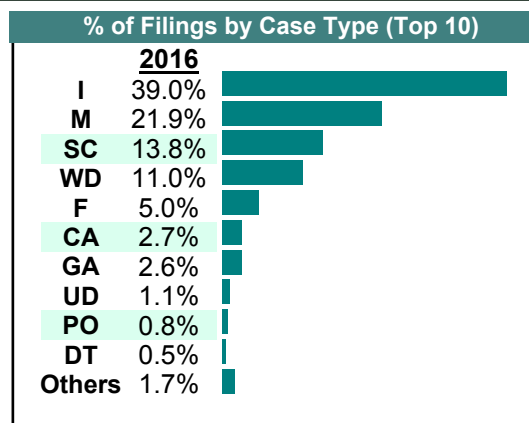
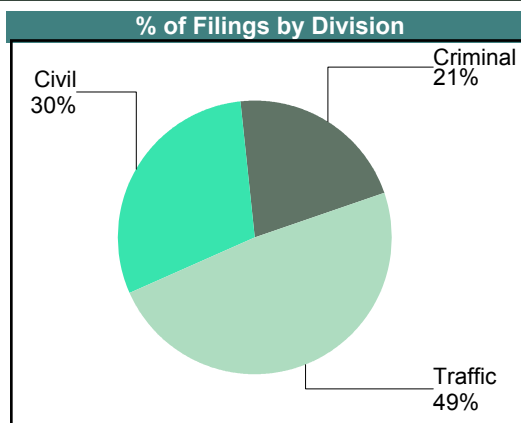
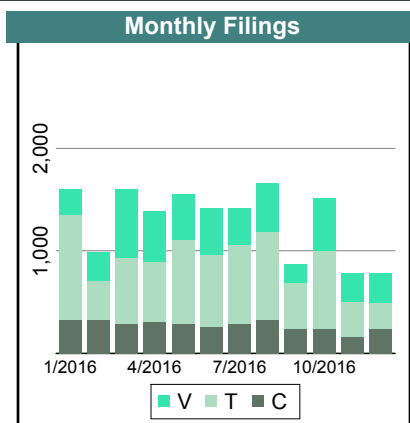
District: **29**
Court ID: **229185**

		Filings	Hearings	Transactions	Concluded	Final Judgmt	Def Judgmt	Cont	Waived
<u>Criminal</u>									
Capias	CA	264	815	815	288	288	-	526	0
Civil Violation	CV	49	163	163	49	49	-	114	0
Felony	F	775	2,647	2,943	790	494	-	2,153	296
Misdemeanor	M	2,053	5,798	5,878	2,146	2,066	-	3,731	80
Show Cause	SC	168	1,199	1,199	418	418	-	780	0
Criminal Total		3,309	10,622	10,998	3,691	3,315	-	7,304	376

		Filings	Hearings	Transactions	Concluded	Final Judgmt	Def Judgmt	Cont	Waived
<u>Traffic</u>									
Capias	CA	123	510	510	153	153	-	357	0
Civil Violation	CV	1	3	3	0	-	-	3	0
Felony	F	1	7	8	4	3	-	4	1
Infraction	I	6,063	5,567	7,821	6,148	3,894	-	1,672	2,254
Toll Infraction	IT	1	2	2	1	1	-	1	0
Misdemeanor	M	1,354	2,504	2,524	1,406	1,386	-	1,118	20
Restricted O/L	RL	6	6	6	6	6	-	-	0
Show Cause	SC	36	1,086	1,086	325	325	-	761	0
Traffic Total		7,585	9,685	11,960	8,043	5,768	-	3,916	2,275

		Filings	Hearings	Transactions	Concluded	Final Judgmt	Def Judgmt	Cont	Waived
<u>Civil</u>									
Abstract	AJ	14	14	14	14	14	-	-	0
Admin License	AL	35	2	36	34	-	-	2	34
Bond Forfeiture	BF	11	10	17	7	-	-	10	7
Capias	CA	28	24	41	17	-	-	24	17
Counter Claim	CC	0	0	1	1	-	-	-	1
Detinue	DT	76	96	129	74	5	36	55	33
Garnishment	GA	409	71	482	411	-	-	70	411
Impoundment	IM	34	0	34	34	-	-	-	34
Interrogatory	IN	8	10	21	11	-	-	10	11
Motion for Judgment	MJ	0	2	2	0	-	-	2	0
Overweight	OC	14	7	21	14	-	-	7	14
Other	OT	25	2	25	24	1	-	-	23
Protective Order	PO	122	34	151	117	-	-	34	117
Prelim Prot Order	PP	70	6	76	70	-	-	6	70
Petition-Restore Arms	PR	2	0	2	2	-	-	-	2
Show Cause	SC	1,937	1,598	3,291	1,696	-	3	1,595	1,693
Unlawful Detainer	UD	171	166	206	174	64	70	32	40
Warrant in Debt	WD	1,710	1,702	2,252	1,746	123	1,073	505	550
Civil Total		4,666	3,744	6,801	4,446	207	1,182	2,352	3,057

Tazewell Totals		15,560	24,051	29,759	16,180	9,290	1,182	13,572	5,708
------------------------	--	---------------	---------------	---------------	---------------	--------------	--------------	---------------	--------------



Filings by Court & Division

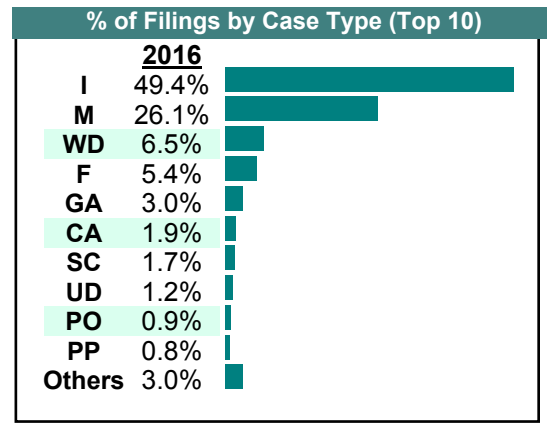
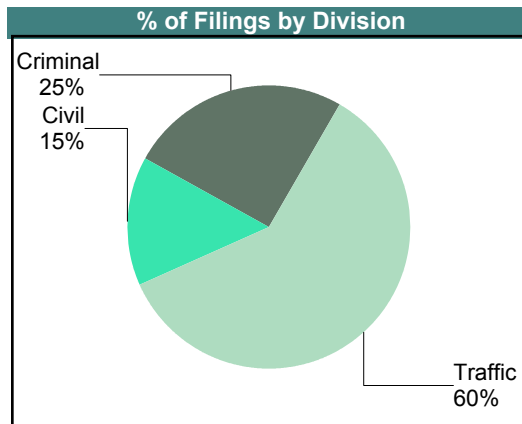
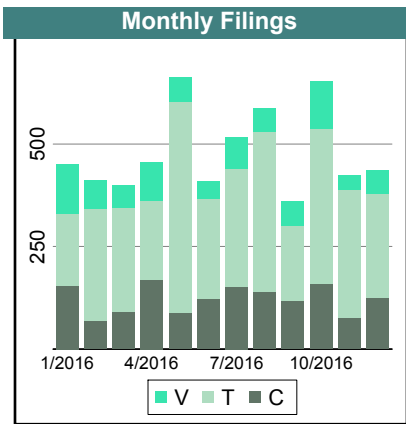
	<u>Buchanan</u>		<u>Dickenson</u>		<u>Russell</u>		<u>Tazewell</u>		<u>Total</u>
C Misdemeanor	755	19%	479	12%	613	16%	2,053	53%	3,900
Felony	304	19%	234	15%	273	17%	775	49%	1,586
Show Cause	167	26%	37	6%	270	42%	168	26%	642
Capias	96	19%	43	9%	102	20%	264	52%	505
Civil Violation	14	19%	10	14%	-	0%	49	67%	73
Other	1	100%	-	0%	-	0%	-	0%	1
Total	1,337	20%	803	12%	1,258	19%	3,309	49%	6,707
T Infraction	3,126	21%	1,530	10%	3,952	27%	6,063	41%	14,671
Misdemeanor	618	20%	337	11%	733	24%	1,354	45%	3,042
Show Cause	229	23%	1	0%	724	73%	36	4%	990
Capias	77	23%	15	4%	119	36%	123	37%	334
Felony	8	40%	-	0%	11	55%	1	5%	20
Restricted O/L	-	0%	4	25%	6	38%	6	38%	16
Civil Violation	-	0%	-	0%	3	75%	1	25%	4
Motion	3	100%	-	0%	-	0%	-	0%	3
Toll Infraction	-	0%	-	0%	-	0%	1	100%	1
Total	4,061	21%	1,887	10%	5,548	29%	7,585	40%	19,081
V Warrant in Debt	1,286	31%	362	9%	779	19%	1,710	41%	4,137
Show Cause	2	0%	38	2%	3	0%	1,937	98%	1,980
Garnishment	222	24%	113	12%	168	18%	409	45%	912
Unlawful Detainer	29	10%	16	6%	62	22%	171	62%	278
Protective Order	20	10%	22	11%	28	15%	122	64%	192
Prelim Prot Order	34	20%	31	19%	31	19%	70	42%	166
Detinue	5	4%	11	10%	20	18%	76	68%	112
Admin License	18	18%	22	22%	25	25%	35	35%	100
Impoundment	21	30%	3	4%	12	17%	34	49%	70
Other	14	25%	11	19%	7	12%	25	44%	57
Overweight	21	45%	3	6%	9	19%	14	30%	47
Capias	-	0%	1	3%	-	0%	28	97%	29
Interrogatory	2	10%	1	5%	10	48%	8	38%	21
Abstract	-	0%	-	0%	2	13%	14	88%	16
Motion for Judgment	12	86%	1	7%	1	7%	-	0%	14
Bond Forfeiture	-	0%	-	0%	-	0%	11	100%	11
Petition-Restore Arms	-	0%	1	33%	-	0%	2	67%	3
Counter Claim	-	0%	-	0%	1	100%	-	0%	1
Restricted O/L	-	0%	1	100%	-	0%	-	0%	1
Total	1,686	21%	637	8%	1,158	14%	4,666	57%	8,147
Total	7,084	21%	3,327	10%	7,964	23%	15,560	46%	33,935

CASELOAD STATISTICS OF THE GENERAL DISTRICT COURTS

January 2016 thru December 2016

Lee
District: **30**
Court ID: **230105**

		<u>Filings</u>	<u>Hearings</u>	<u>Transactions</u>	<u>Concluded</u>	<u>Final Judgmt</u>	<u>Def Judgmt</u>	<u>Cont</u>	<u>Waived</u>
<u>Criminal</u>									
Capias	CA	64	182	182	75	75	-	107	0
Civil Violation	CV	46	170	170	41	41	-	129	0
Felony	F	300	989	1,107	318	200	-	789	118
Misdemeanor	M	994	2,747	2,787	915	875	-	1,872	40
Motion	MO	1	1	1	1	1	-	-	0
Show Cause	SC	63	120	120	62	62	-	58	0
Criminal Total		1,468	4,209	4,367	1,412	1,254	-	2,955	158
<u>Traffic</u>									
Capias	CA	39	98	98	38	38	-	60	0
Civil Violation	CV	1	1	1	0	-	-	1	0
Felony	F	11	39	44	10	5	-	34	5
Infraction	I	2,850	2,095	3,534	2,871	1,432	-	663	1,439
Toll Infraction	IT	1	3	3	1	1	-	2	0
Misdemeanor	M	513	1,192	1,199	514	507	-	685	7
Restricted O/L	RL	8	10	10	9	9	-	1	0
Show Cause	SC	33	75	75	34	34	-	41	0
Traffic Total		3,456	3,513	4,964	3,477	2,026	-	1,487	1,451
<u>Civil</u>									
Bond Forfeiture	BF	0	3	6	3	-	-	3	3
Capias	CA	4	3	6	3	-	-	3	3
Detinue	DT	13	11	18	14	3	4	4	7
Garnishment	GA	175	34	213	179	-	-	34	179
Impoundment	IM	11	0	11	11	-	-	-	11
Interrogatory	IN	7	22	34	12	-	-	22	12
Motion for Judgment	MJ	46	46	56	46	10	26	10	10
Other	OT	36	19	44	35	7	3	9	25
Protective Order	PO	53	18	71	53	-	-	18	53
Prelim Prot Order	PP	48	0	49	49	-	-	-	49
Petition-Restore Arms	PR	1	0	1	1	-	-	-	1
Show Cause	SC	2	7	15	8	-	-	7	8
Tenants Assertion	TA	2	8	9	1	-	-	8	1
Unlawful Detainer	UD	68	89	110	64	13	30	46	21
Warrant in Debt	WD	375	400	527	380	60	193	147	127
Civil Total		841	660	1,170	859	93	256	311	510
Lee Totals		5,765	8,382	10,501	5,748	3,373	256	4,753	2,119



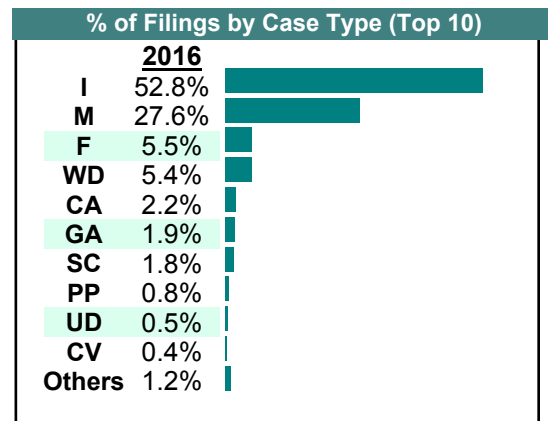
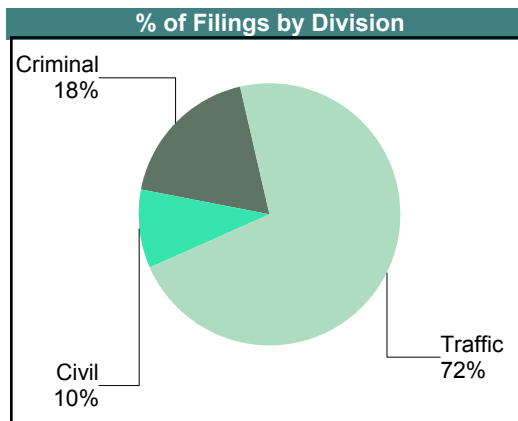
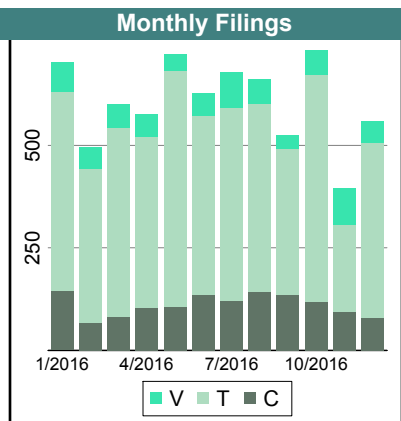
CASELOAD STATISTICS OF THE GENERAL DISTRICT COURTS

January 2016 thru December 2016

Scott

District: **30**
Court ID: **230169**

		Filings	Hearings	Transactions	Concluded	Final Judgmt	Def Judgmt	Cont	Waived
<u>Criminal</u>									
Capias	CA	85	223	223	91	91	-	132	0
Civil Violation	CV	8	21	21	4	4	-	17	0
Felony	F	378	1,174	1,372	355	157	-	1,017	198
Misdemeanor	M	798	1,982	2,061	836	757	-	1,225	79
Motion	MO	1	1	1	1	1	-	-	0
Show Cause	SC	64	156	156	77	77	-	79	0
Criminal Total		1,334	3,557	3,834	1,364	1,087	-	2,470	277
<u>Traffic</u>									
Capias	CA	73	203	203	80	80	-	123	0
Civil Violation	CV	20	59	60	26	25	-	34	1
Felony	F	20	72	86	22	8	-	64	14
Infraction	I	3,843	2,624	4,705	3,860	1,779	-	845	2,081
Toll Infraction	IT	0	1	1	1	1	-	-	0
Misdemeanor	M	1,209	2,550	2,586	1,240	1,204	-	1,346	36
Restricted O/L	RL	3	3	3	3	3	-	-	0
Show Cause	SC	60	132	132	66	66	-	66	0
Traffic Total		5,228	5,644	7,776	5,298	3,166	-	2,478	2,132
<u>Civil</u>									
Admin License	AL	27	0	27	27	-	-	-	27
Detinue	DT	2	4	4	2	2	-	2	0
Garnishment	GA	141	37	177	140	-	-	37	140
Interrogatory	IN	6	2	7	5	-	-	2	5
Motion for Judgment	MJ	1	1	1	1	-	1	-	0
Overweight	OC	1	1	1	1	-	1	-	0
Other	OT	27	11	33	27	5	-	6	22
Protective Order	PO	16	7	23	16	-	-	7	16
Prelim Prot Order	PP	55	35	84	49	-	-	35	49
Petition-Restore Arms	PR	1	0	1	1	-	-	-	1
Restricted O/L	RL	2	0	2	2	-	-	-	2
Show Cause	SC	6	1	7	6	-	-	1	6
Unlawful Detainer	UD	34	55	64	30	10	11	34	9
Warrant in Debt	WD	392	457	595	374	49	187	221	138
Civil Total		711	611	1,026	681	66	200	345	415
Scott Totals		7,273	9,812	12,636	7,343	4,319	200	5,293	2,824



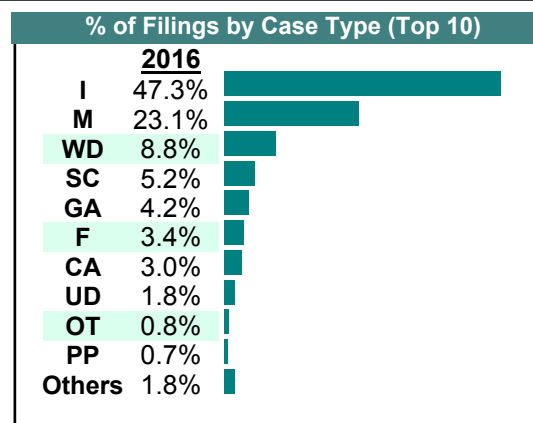
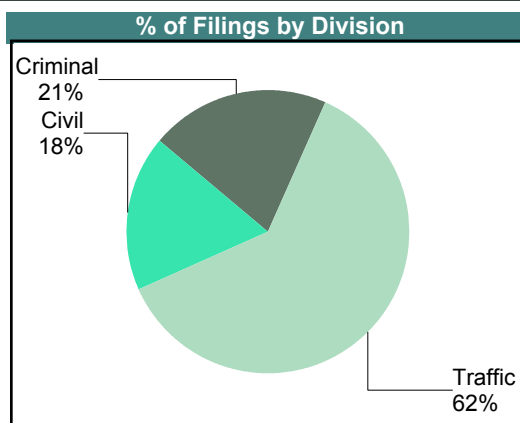
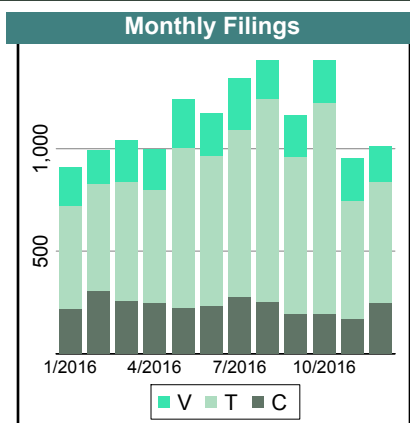
CASELOAD STATISTICS OF THE GENERAL DISTRICT COURTS

January 2016 thru December 2016

Wise

District: **30**
Court ID: **230195**

		Filings	Hearings	Transactions	Concluded	Final Judgmt	Def Judgmt	Cont	Waived
<u>Criminal</u>									
Capias	CA	227	666	666	242	242	-	422	0
Civil Violation	CV	41	73	73	38	38	-	35	0
Felony	F	426	1,209	1,262	395	342	-	865	53
Misdemeanor	M	1,849	4,457	4,559	1,834	1,732	-	2,717	102
Other	O	1	2	2	1	1	-	1	0
Show Cause	SC	293	767	767	315	315	-	444	0
Criminal Total		2,837	7,174	7,329	2,825	2,670	-	4,484	155
<u>Traffic</u>									
Capias	CA	185	496	496	191	191	-	304	0
Civil Violation	CV	28	56	56	28	28	-	28	0
Felony	F	34	139	141	40	38	-	101	2
Infraction	I	6,476	6,519	8,409	6,435	4,545	-	1,968	1,890
Misdemeanor	M	1,308	3,775	3,777	1,273	1,271	-	2,503	2
Show Cause	SC	397	838	838	394	394	-	433	0
Traffic Total		8,428	11,823	13,717	8,361	6,467	-	5,337	1,894
<u>Civil</u>									
Abstract	AJ	2	0	2	2	-	-	-	2
Admin License	AL	38	2	39	37	-	-	1	37
DI	DI	2	1	2	2	-	1	-	1
Detinue	DT	11	14	20	10	2	2	10	6
Garnishment	GA	576	254	803	549	-	-	201	549
Impoundment	IM	50	3	50	47	-	-	-	47
Interrogatory	IN	12	9	23	14	-	-	9	14
Motion for Judgment	MJ	9	19	23	6	2	-	15	4
Other	OT	106	71	143	92	20	-	43	72
Protective Order	PO	45	2	47	45	-	-	1	45
Prelim Prot Order	PP	93	44	135	91	-	-	39	91
Petition-Restore Arms	PR	1	0	1	1	-	-	-	1
Show Cause	SC	22	17	36	19	-	-	15	19
Unlawful Detainer	UD	247	344	414	247	54	123	164	70
Warrant in Debt	WD	1,207	1,662	2,000	1,197	114	745	799	338
Civil Total		2,421	2,442	3,738	2,359	192	871	1,297	1,296
Wise Totals		13,686	21,439	24,784	13,545	9,329	871	11,118	3,345



Filings by Court & Division

	<u>Lee</u>		<u>Scott</u>		<u>Wise</u>		<u>Total</u>
C Misdemeanor	994	27%	798	22%	1,849	51%	3,641
Felony	300	27%	378	34%	426	39%	1,104
Show Cause	63	15%	64	15%	293	70%	420
Capias	64	17%	85	23%	227	60%	376
Civil Violation	46	48%	8	8%	41	43%	95
Motion	1	50%	1	50%	-	0%	2
Other	-	0%	-	0%	1	100%	1
Total	1,468	26%	1,334	24%	2,837	50%	5,639
T Infraction	2,850	22%	3,843	29%	6,476	49%	13,169
Misdemeanor	513	17%	1,209	40%	1,308	43%	3,030
Show Cause	33	7%	60	12%	397	81%	490
Capias	39	13%	73	25%	185	62%	297
Felony	11	17%	20	31%	34	52%	65
Civil Violation	1	2%	20	41%	28	57%	49
Restricted O/L	8	73%	3	27%	-	0%	11
Toll Infraction	1	100%	-	0%	-	0%	1
Total	3,456	20%	5,228	31%	8,428	49%	17,112
V Warrant in Debt	375	19%	392	20%	1,207	61%	1,974
Garnishment	175	20%	141	16%	576	65%	892
Unlawful Detainer	68	19%	34	10%	247	71%	349
Prelim Prot Order	48	24%	55	28%	93	47%	196
Other	36	21%	27	16%	106	63%	169
Protective Order	53	46%	16	14%	45	39%	114
Admin License	-	0%	27	42%	38	58%	65
Impoundment	11	18%	-	0%	50	82%	61
Motion for Judgment	46	82%	1	2%	9	16%	56
Show Cause	2	7%	6	20%	22	73%	30
Detinue	13	50%	2	8%	11	42%	26
Interrogatory	7	28%	6	24%	12	48%	25
Capias	4	100%	-	0%	-	0%	4
Petition-Restore Arms	1	33%	1	33%	1	33%	3
Abstract	-	0%	-	0%	2	100%	2
DI	-	0%	-	0%	2	100%	2
Restricted O/L	-	0%	2	100%	-	0%	2
Tenants Assertion	2	100%	-	0%	-	0%	2
Overweight	-	0%	1	100%	-	0%	1
Bond Forfeiture	-	0%	-	0%	-	0%	0
Total	841	21%	711	18%	2,421	61%	3,973
Total	5,765	22%	7,273	27%	13,686	51%	26,724

CASELOAD STATISTICS OF THE GENERAL DISTRICT COURTS

January 2016 thru December 2016

Prince William

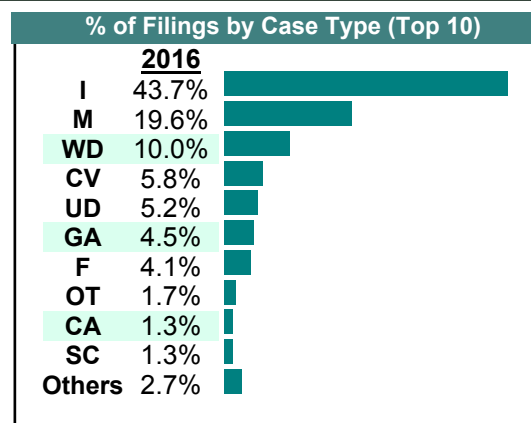
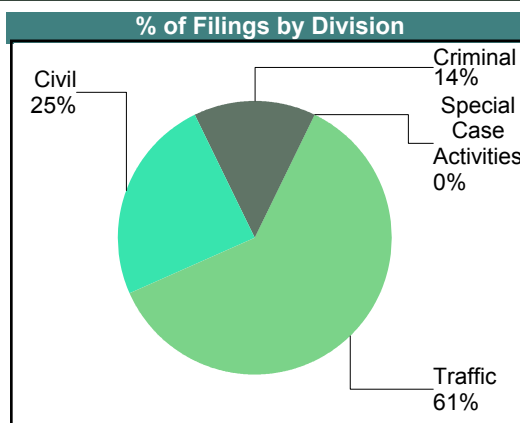
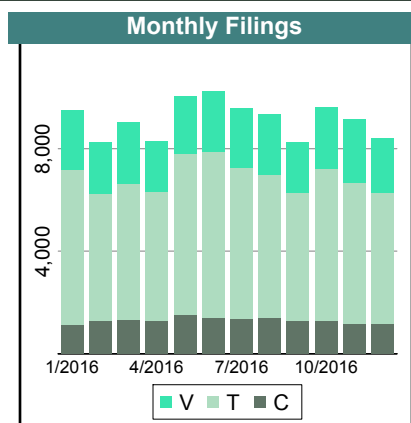
District: 31
Court ID: 231153

		Filings	Hearings	Transactions	Concluded	Final Judgmt	Def Judgmt	Cont	Waived
<u>Criminal</u>									
Capias	CA	1,084	3,086	3,086	1,181	1,181	-	1,901	0
Civil Violation	CV	317	1,199	1,201	338	336	-	863	2
Felony	F	4,233	17,975	19,435	4,254	2,794	-	15,176	1,460
Misdemeanor	M	9,283	28,078	28,466	9,484	9,096	-	18,970	388
Show Cause	SC	776	1,791	1,791	800	800	-	986	0
Criminal Total		15,693	52,129	53,979	16,057	14,207	-	37,896	1,850

		Filings	Hearings	Transactions	Concluded	Final Judgmt	Def Judgmt	Cont	Waived
<u>Traffic</u>									
Capias	CA	316	903	903	384	384	-	517	0
Civil Violation	CV	6,094	6,234	6,798	6,073	5,509	-	711	564
Felony	F	225	906	979	222	149	-	757	73
Infraction	I	47,911	35,839	58,213	47,996	25,622	-	10,203	22,374
Toll Infraction	IT	1	1	1	1	1	-	-	0
Misdemeanor	M	12,253	23,035	23,075	12,316	12,276	-	10,749	40
Other	O	106	125	126	110	109	-	16	1
Restricted O/L	RL	137	137	137	133	133	-	-	0
Show Cause	SC	44	98	98	40	40	-	58	0
Traffic Total		67,087	67,278	90,330	67,275	44,223	-	23,011	23,052

		Filings	Hearings	Transactions	Concluded	Final Judgmt	Def Judgmt	Cont	Waived
<u>Civil</u>									
Abstract	AJ	188	48	193	192	-	47	1	145
Bond Forfeiture	BF	102	97	191	107	1	12	82	94
Capias	CA	44	38	86	49	1	-	37	48
Detinue	DT	189	163	270	194	10	77	76	107
Garnishment	GA	4,969	1,319	6,259	4,940	-	-	1,319	4,940
Interrogatory	IN	869	1,049	1,886	837	-	-	1,048	837
Mental Commitment	MC	5							
Motion for Judgment	MJ	15	24	33	13	2	2	20	9
Mechanic's Lien	ML	1	1	1	0	-	-	1	0
Overweight	OC	139	13	158	145	-	-	13	145
Other	OT	1,893	340	2,141	1,900	13	86	231	1,801
Protective Order	PO	251	117	349	233	1	-	103	232
Prelim Prot Order	PP	336	34	369	335	-	-	32	335
Petition-Restore Arms	PR	6	4	10	6	-	-	4	6
Show Cause	SC	575	523	1,057	574	18	22	481	534
Tenants Assertion	TA	55	64	78	16	2	-	62	14
Unlawful Detainer	UD	5,715	4,364	7,367	5,724	759	1,962	1,643	3,003
Warrant in Debt	WD	11,012	13,087	17,569	11,080	992	5,606	6,487	4,482
Zoning Viol	ZO	562	342	753	580	32	137	173	411
Civil Total		26,926	21,627	38,775	26,930	1,831	7,951	11,813	17,148

Prince William Totals		109,706	141,034	183,084	110,262	60,261	7,951	72,720	42,050
------------------------------	--	----------------	----------------	----------------	----------------	---------------	--------------	---------------	---------------



Filings by Court & Division

<u>Prince William</u>			
C	Misdemeanor	9,283	8.5%
	Felony	4,233	3.9%
	Capias	1,084	1.0%
	Show Cause	776	0.7%
	Civil Violation	317	0.3%
	Total	15,693	14%
T	Infraction	47,911	43.7%
	Misdemeanor	12,253	11.2%
	Civil Violation	6,094	5.6%
	Capias	316	0.3%
	Felony	225	0.2%
	Restricted O/L	137	0.1%
	Other	106	0.1%
	Show Cause	44	0.0%
	Toll Infraction	1	0.0%
	Total	67,087	61%
V	Warrant in Debt	11,012	10.0%
	Unlawful Detainer	5,715	5.2%
	Garnishment	4,969	4.5%
	Other	1,893	1.7%
	Interrogatory	869	0.8%
	Show Cause	575	0.5%
	Zoning Viol	562	0.5%
	Prelim Prot Order	336	0.3%
	Protective Order	251	0.2%
	Detinue	189	0.2%
	Abstract	188	0.2%
	Overweight	139	0.1%
	Bond Forfeiture	102	0.1%
	Tenants Assertion	55	0.1%
	Capias	44	0.0%
	Motion for Judgment	15	0.0%
	Petition-Restore Arms	6	0.0%
	Mental Commitment	5	0.0%
	Mechanic's Lien	1	0.0%
	Total	26,926	25%
Total	109,706	100%	

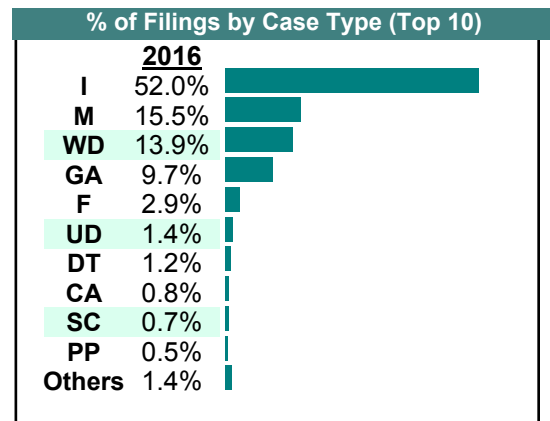
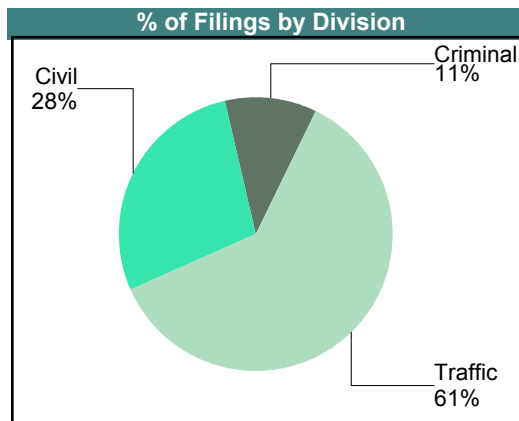
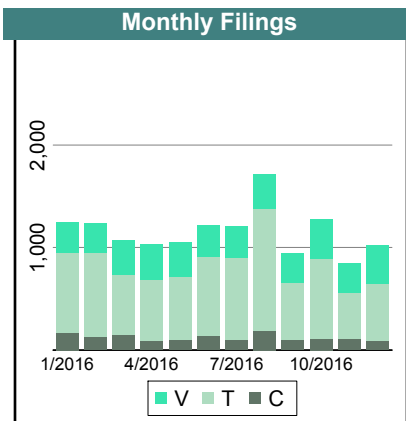
CASELOAD STATISTICS OF THE GENERAL DISTRICT COURTS

January 2016 thru December 2016

Accomack

District: **32**
Court ID: **232001**

		Filings	Hearings	Transactions	Concluded	Final Judgmt	Def Judgmt	Cont	Waived
<u>Criminal</u>									
Capias	CA	53	151	151	62	62	-	89	0
Civil Violation	CV	37	57	60	38	35	-	22	3
Felony	F	392	1,040	1,040	359	359	-	681	0
Misdemeanor	M	944	2,118	2,173	915	860	-	1,258	55
Motion	MO	1	1	1	1	1	-	-	0
Show Cause	SC	74	203	203	95	95	-	108	0
Criminal Total		1,501	3,570	3,628	1,470	1,412	-	2,158	58
<u>Traffic</u>									
Capias	CA	48	135	135	58	58	-	77	0
Felony	F	9	30	30	12	12	-	18	0
Infraction	I	7,208	5,387	8,890	7,241	3,738	-	1,649	3,503
Misdemeanor	M	1,208	2,117	2,120	1,217	1,214	-	903	3
Motion	MO	1	1	1	1	1	-	-	0
Show Cause	SC	11	23	23	13	13	-	10	0
Traffic Total		8,485	7,693	11,199	8,542	5,036	-	2,657	3,506
<u>Civil</u>									
Abstract	AJ	26	0	26	26	-	-	-	26
Admin License	AL	44	2	47	45	-	-	2	45
Bond Forfeiture	BF	0	0	1	1	-	-	-	1
Capias	CA	4	2	4	4	2	-	-	2
Detinue	DT	163	143	203	165	24	81	38	60
Garnishment	GA	1,350	12	1,363	1,351	-	-	12	1,351
Interrogatory	IN	8	1	9	8	-	-	1	8
Overweight	OC	17	2	21	19	-	-	2	19
Other	OT	3	0	3	3	-	-	-	3
Protective Order	PO	53	9	61	52	-	-	9	52
Prelim Prot Order	PP	74	31	106	75	-	-	31	75
Show Cause	SC	11	2	15	13	-	-	2	13
Unlawful Detainer	UD	201	255	316	191	51	79	125	61
Warrant in Debt	WD	1,928	1,813	2,297	1,930	173	1,273	367	484
Civil Total		3,882	2,272	4,472	3,883	250	1,433	589	2,200
Accomack Totals		13,868	13,535	19,299	13,895	6,698	1,433	5,404	5,764



CASELOAD STATISTICS OF THE GENERAL DISTRICT COURTS

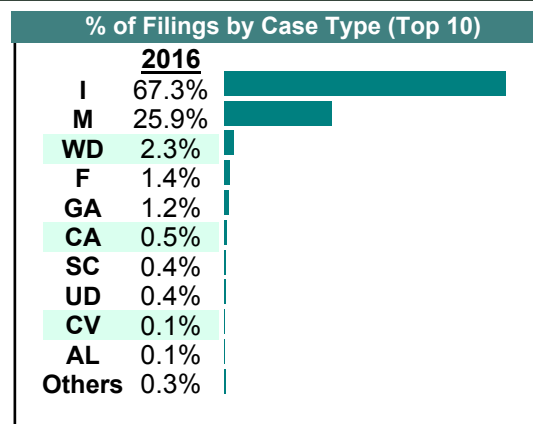
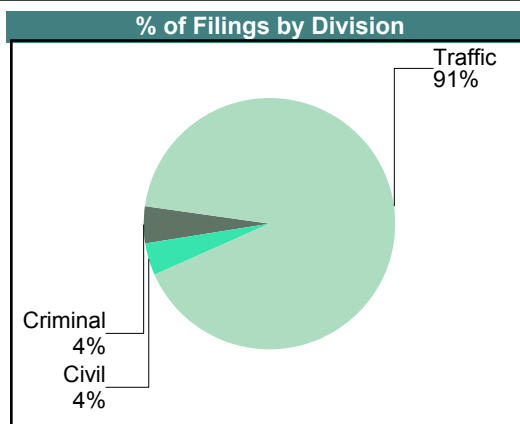
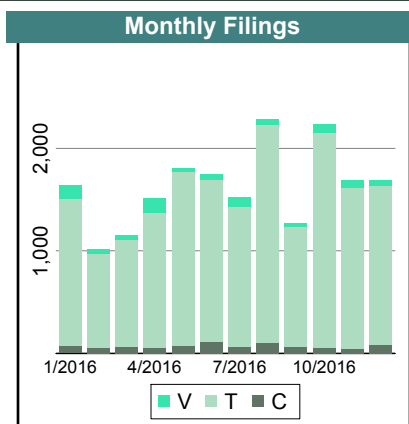
January 2016 thru December 2016

Northampton

District: 32

Court ID: 232131

		Filings	Hearings	Transactions	Concluded	Final Judgmt	Def Judgmt	Cont	Waived
<u>Criminal</u>									
Capias	CA	41	86	86	48	48	-	37	0
Civil Violation	CV	25	39	39	24	24	-	15	0
Felony	F	260	471	471	263	263	-	206	0
Misdemeanor	M	485	1,094	1,147	464	411	-	679	53
Show Cause	SC	64	140	140	65	65	-	75	0
Criminal Total		875	1,830	1,883	864	811	-	1,012	53
<u>Traffic</u>									
Capias	CA	66	173	173	83	83	-	90	0
Felony	F	10	21	21	10	10	-	11	0
Infraction	I	13,179	7,377	15,499	13,062	4,940	-	2,434	8,122
Toll Infraction	IT	3	5	5	3	3	-	2	0
Misdemeanor	M	4,578	6,681	6,682	4,507	4,506	-	2,174	1
Show Cause	SC	20	26	26	21	21	-	5	0
Traffic Total		17,856	14,283	22,406	17,686	9,563	-	4,716	8,123
<u>Civil</u>									
Abstract	AJ	9	0	9	9	-	-	-	9
Admin License	AL	18	1	19	18	-	-	1	18
Counter Claim	CC	1	0	1	1	-	-	-	1
Detinue	DT	6	5	8	6	-	3	2	3
Garnishment	GA	228	7	234	227	-	-	6	227
Impoundment	IM	6	0	6	6	-	-	-	6
Interrogatory	IN	11	3	13	10	-	-	2	10
Motion for Judgment	MJ	2	2	3	3	1	1	-	1
Other	OT	3	0	3	3	-	-	-	3
Protective Order	PO	6	1	7	6	-	-	1	6
Prelim Prot Order	PP	7	3	9	6	-	-	3	6
Show Cause	SC	2	0	2	2	-	-	-	2
Unlawful Detainer	UD	85	76	122	87	24	17	35	46
Warrant in Debt	WD	454	389	529	442	52	250	87	140
Civil Total		838	487	965	826	77	271	137	478
Northampton Totals		19,569	16,600	25,254	19,376	10,451	271	5,865	8,654



Filings by Court & Division

		<u>Accomack</u>		<u>Northampton</u>		<u>Total</u>
C	Misdemeanor	944	66%	485	34%	1,429
	Felony	392	60%	260	40%	652
	Show Cause	74	54%	64	46%	138
	Capias	53	56%	41	44%	94
	Civil Violation	37	60%	25	40%	62
	Motion	1	100%	-	0%	1
	Total	1,501	63%	875	37%	2,376
T	Infraction	7,208	35%	13,179	65%	20,387
	Misdemeanor	1,208	21%	4,578	79%	5,786
	Capias	48	42%	66	58%	114
	Show Cause	11	35%	20	65%	31
	Felony	9	47%	10	53%	19
	Toll Infraction	-	0%	3	100%	3
	Motion	1	100%	-	0%	1
Total	8,485	32%	17,856	68%	26,341	
V	Warrant in Debt	1,928	81%	454	19%	2,382
	Garnishment	1,350	86%	228	14%	1,578
	Unlawful Detainer	201	70%	85	30%	286
	Detinue	163	96%	6	4%	169
	Prelim Prot Order	74	91%	7	9%	81
	Admin License	44	71%	18	29%	62
	Protective Order	53	90%	6	10%	59
	Abstract	26	74%	9	26%	35
	Interrogatory	8	42%	11	58%	19
	Overweight	17	100%	-	0%	17
	Show Cause	11	85%	2	15%	13
	Impoundment	-	0%	6	100%	6
	Other	3	50%	3	50%	6
	Capias	4	100%	-	0%	4
	Motion for Judgment	-	0%	2	100%	2
	Counter Claim	-	0%	1	100%	1
	Bond Forfeiture	-	0%	-	0%	0
Total	3,882	82%	838	18%	4,720	
Total	13,868	41%	19,569	59%	33,437	

CASELOAD STATISTICS OF THE GENERAL DISTRICT COURTS

January 2016 thru December 2016

Commonwealth of Virginia

		<u>Filings</u>	<u>Hearings</u>	<u>Transactions</u>	<u>Concluded</u>	<u>Final Judgmt</u>	<u>Def Judgmt</u>	<u>Cont</u>	<u>Waived</u>
<u>Criminal</u>									
Capias	CA	20,333	60,605	60,605	22,126	22,126	-	38,440	0
Civil Violation	CV	3,914	10,560	10,672	4,021	3,909	-	6,643	112
Felony	F	95,171	316,551	329,005	92,113	79,659	-	236,830	12,454
Misdemeanor	M	211,094	535,538	546,259	214,314	203,593	-	331,783	10,721
Motion	MO	1,122	1,179	1,179	1,079	1,079	-	56	0
Other	O	644	664	825	659	498	-	166	161
Restricted O/L	RL	6	8	8	6	6	-	2	0
Show Cause	SC	18,896	45,108	45,108	19,783	19,783	-	25,268	0
Criminal Total		351,180	970,213	993,661	354,101	330,653	-	639,188	23,448
<u>Traffic</u>									
Capias	CA	12,371	37,583	37,583	14,519	14,519	-	23,046	0
Civil Violation	CV	29,044	36,293	37,606	29,242	27,929	-	8,349	1,313
Felony	F	4,365	14,951	15,382	4,298	3,867	-	11,081	431
Infraction	I	1,160,931	869,385	1,414,017	1,164,655	620,023	-	249,059	544,632
Toll Infraction	IT	70,258	100,862	100,918	71,472	71,416	-	29,427	56
Misdemeanor	M	310,302	612,606	615,289	315,821	313,138	-	299,300	2,683
Motion	MO	1,368	1,425	1,425	1,337	1,337	-	58	0
Other	O	7,579	7,992	9,189	7,685	6,488	-	1,503	1,197
Restricted O/L	RL	1,690	1,719	1,728	1,673	1,664	-	38	9
Show Cause	SC	10,185	25,034	25,034	11,533	11,533	-	13,470	0
Traffic Total		1,608,093	1,707,850	2,258,171	1,622,235	1,071,914	-	635,331	550,321
<u>Civil</u>									
		2	1	2	2	-	1	-	1
Abstract	AJ	3,779	88	3,791	3,787	34	50	4	3,703
Admin License	AL	14,924	997	15,777	14,782	-	2	843	14,780
Attachment	AT	9	3	11	9	-	1	2	8
Bond Forfeiture	BF	3,054	2,705	5,208	2,975	183	289	2,192	2,503
Capias	CA	593	476	1,075	603	4	-	471	599
Counter Claim	CC	706	790	1,230	689	237	12	536	440
Custody Relief	CR	33	32	53	28	5	2	25	21
DI	DI	2	1	2	2	-	1	-	1
Distress Seizure	DS	3	2	5	3	-	-	2	3
Detinue	DT	19,667	17,649	27,359	19,751	1,044	8,997	7,596	9,710
Detinue Seizure	DZ	2	2	3	2	1	-	1	1
Garnishment	GA	163,308	30,057	193,191	163,134	-	-	29,827	163,134
Interrogatory-Not	IC	235	15	250	235	-	-	15	235
Impoundment	IM	4,174	153	4,217	4,067	3	-	39	4,064
Interrogatory	IN	18,820	16,004	35,066	19,062	-	-	15,978	19,062
Mental Commitment	MC	93							
Motion for Judgment	MJ	5,517	5,487	7,918	5,528	332	2,765	2,386	2,431
Mechanic's Lien	ML	6	9	13	5	-	1	8	4
Overweight	OC	1,172	366	1,522	1,157	-	1	358	1,156
Other	OT	7,120	2,018	8,613	7,076	163	318	1,465	6,595
Protective Order	PO	6,348	2,275	8,454	6,212	33	-	2,174	6,179
Prelim Prot Order	PP	8,287	2,444	10,616	8,205	33	-	2,350	8,172
Petition-Restore Arms	PR	175	101	267	166	-	-	97	166
Restricted O/L	RL	28	3	28	25	-	-	-	25
Show Cause	SC	11,041	6,244	16,609	10,725	72	288	5,845	10,365
Tenants Assertion	TA	487	598	945	430	78	5	515	347
Third Party Claim	TH	60	85	135	62	9	3	72	50
Unlawful Detainer	UD	165,258	119,459	191,078	165,182	24,619	68,944	25,856	71,619
Warrant in Debt	WD	279,921	288,800	388,898	281,597	23,176	158,323	107,120	100,098
Zoning Viol	ZO	1,839	1,489	2,644	1,839	69	615	800	1,155
Civil Total		716,663	498,368	925,087	717,432	50,095	240,618	206,591	426,719
VIRGINIA Totals		2,675,936	3,176,431	4,176,919	2,693,768	1,452,662	240,618	1,481,110	1,000,488