

2025 Overall GRAND TOTAL		Distribution of Caseload			Change*		Percentage (%) of Caseload		
<div>2025 <div></div></div> <div>2024 <div></div></div> <div>1,007,481</div> <div>+23,253</div> <div>2.4%</div> <div>↑</div>	Criminal	133,217	13%	2.1%	▲	+2,763	Criminal	2024	2025
	Traffic	569,041	56%	1.1%	▲	+6,412	Traffic	13.3%	13.2%
	Civil	283,808	28%	5.2%	▲	+14,106	Civil	57.2%	56.5%
	Civil Commitments	21,415	2%	-0.1%	▼	-28	Civil Commitments	27.4%	28.2%
	GRAND TOTAL	1,007,481	100%	2.4%	▲	+23,253	GRAND TOTAL	2.2%	2.1%
							GRAND TOTAL	100%	100%

Dispositions by Division & Code

Division	Case Type Description	Code	Summary	Change	% Change	Absolute Change
Criminal	Misdemeanor	M	75,344	▲	+1.7%	+1,238
	Felony	F	35,368	▲	+0.9%	+315
	Capias	CA	13,158	▲	+9.4%	+1,135
	Show Cause	SC	6,185	▲	+6.3%	+365
	Civil Violation	CV	3,057	▼	-8.6%	-286
	Restricted Operators License	RL	58	▲	+38.1%	+16
	Motion	MO	47	▼	-29.9%	-20
	Total		133,217	▲	2.1%	+2,763
Traffic	Infraction	I	447,758	▲	+1.3%	+5,780
	Misdemeanor	M	107,662	▲	+0.5%	+555
	Capias	CA	4,752	▲	+4.6%	+211
	Show Cause	SC	3,119	▼	-4.4%	-143
	Civil Violation	CV	2,213	▲	+12.7%	+250
	Felony	F	1,761	▲	+6.8%	+112
	Other	O	1,548	▼	-8.5%	-144
	Motion	MO	157	▼	-18.7%	-36
	Restricted Operators License	RL	71	▼	-70.9%	-173
	Total		569,041	▲	1.1%	+6,412
Civil	Warrant in Debt	WD	127,324	▲	+27.8%	+27,694
	Garnishment	GA	79,681	▲	+12.8%	+9,017
	Unlawful Detainer	UD	36,639	▼	-37.6%	-22,113
	Other	OT	7,914	▼	-2.7%	-220
	Preliminary Protective Order	PP	4,927	▼	-1.2%	-61
	Admin License	AL	4,756	▼	-7.2%	-371
	Protective Order	PO	3,913	▲	+2.2%	+84
	Show Cause	SC	3,264	▲	+16.8%	+470
	Motion for Judgment	MJ	2,982	▲	+3.5%	+101
	Interrogatory	IN	2,610	▲	+9.2%	+219
	Detinue	DT	2,525	▼	-17.0%	-519
	Abstract	AJ	2,397	▲	+5.0%	+114
	Impoundment	IM	1,489	▼	-8.8%	-144
	Bond Forfeiture	BF	1,405	▼	-10.8%	-170
	Zoning Violation	ZO	593	▼	-8.8%	-57
	Tenants Assertion	TA	455	▲	+17.0%	+66
	Overweight	OC	272	▲	+11.5%	+28
	Counterclaim	CC	267	▼	-11.6%	-35
	Capias	CA	112	▲	+8.7%	+9
	Petition-Restore Arms	PR	93	▼	-5.1%	-5
	Motor Carrier	MC	81	▲	+20.9%	+14
	Interrogatory-Not	IC	48	▼	-7.7%	-4
	Third Party Claim	TH	24	▼	-4.0%	-1
	Restricted Operators License	RL	22	▲	+10.0%	+2
	Crossclaim	CR	5	▼	-58.3%	-7
	Mechanic's Lien	ML	4	↔		-
	Petition to Require Blood Test	BT	3	▼	-25.0%	-1
	Detinue Seizure	DZ	1	▼	-75.0%	-3
	Distress Seizure	DS	1	↔		-
	Emergency Substantial Risk Order	SR	1	↔		-
	Attachment	AT	0	▼	-100.0%	-1
	Total		283,808	▲	5.2%	+14,106
Civil Commitm	Mental Commitment	MC	9,234	▲	+0.9%	+79

			Summary	Change	% Change	Absolute Change
Civil Commitments	Temporary Detention Order	TD	6,945	▲	+0.4%	+29
	Emergency Custody Order	EC	3,070	▼	-6.0%	-196
	Other	OT	1,831	▲	+0.5%	+10
	Medical Emergency Temporary Detention Order	MT	195	▲	+26.6%	+41
	Petition	PT	133	▲	+8.1%	+10
	Medical Emergency Custody Order	ME	7	▼	-12.5%	-1
	Total		21,415	▼	-0.1%	-28
GRAND TOTAL			1,007,481	▲	2.4%	+23,253

Dispositions by Major Case Category**

Category	Summary	Change	% Change	Absolute Change
Felony	37,129	▲	+1.2%	+427
Garnishment	82,291	▲	+12.6%	+9,236
General Civil	134,184	▼	+25.5%	+27,229
Infraction/Civil Violation	454,929	▲	+1.3%	+5,642
Involuntary Civil Commitments	1,964	▲	+1.0%	+20
Landlord /Tenant	37,094	▼	-37.3%	-22,047
Misdemeanor	183,750	▼	+0.9%	+1,581
New to Workload Study	1	↔		0
Other	67,299	▼	+1.7%	+1,142
Protective Orders	8,840	▲	+0.3%	+23
GRAND TOTAL	1,007,481	▲	2.4%	+23,253

2025 Overall GRAND TOTAL		Distribution of Caseload			Change*		Percentage (%) of Caseload			
<div>2025 <div></div></div> <div>2024 <div></div></div> <div>↑</div>	<div>23,796</div> <div>+1,755</div> <div>8.0%</div>	Criminal	2,669	11%	-5.9%	▼	-166	Criminal	12.9%	11.2%
		Traffic	9,411	40%	29.1%	▲	+2,120	Traffic	33.1%	39.5%
		Civil	11,239	47%	-2.3%	▼	-269	Civil	52.2%	47.2%
		Civil Commitments	477	2%	17.2%	▲	+70	Civil Commitments	1.8%	2.0%
		GRAND TOTAL	23,796	100%	8.0%	▲	+1,755	GRAND TOTAL	100%	100%

Dispositions by Division & Code

Division	Case Type Description	Code	Summary	Change	% Change	Absolute Change
Criminal	Misdemeanor	M	1,301	▼	-10.0%	-145
	Felony	F	931	▼	-9.0%	-92
	Capias	CA	331	▲	+17.4%	+49
	Show Cause	SC	71	▲	+6.0%	+4
	Civil Violation	CV	35	▲	+105.9%	+18
	Total		2,669	▼	-5.9%	-166
Traffic	Infraction	I	6,795	▲	+52.4%	+2,336
	Misdemeanor	M	2,068	▲	+7.2%	+138
	Capias	CA	228	▲	+23.9%	+44
	Civil Violation	CV	191	▼	-62.3%	-315
	Felony	F	62	▼	-25.3%	-21
	Show Cause	SC	52	▼	-7.1%	-4
	Other	O	15	▼	-79.5%	-58
	Total		9,411	▲	29.1%	+2,120
Civil	Warrant in Debt	WD	4,621	▼	-2.2%	-102
	Garnishment	GA	4,282	▲	+17.9%	+650
	Unlawful Detainer	UD	1,023	▼	-42.2%	-748
	Zoning Violation	ZO	220	▼	-4.8%	-11
	Show Cause	SC	206	▲	+52.6%	+71
	Other	OT	159	▼	-22.4%	-46
	Preliminary Protective Order	PP	157	▼	-8.2%	-14
	Protective Order	PO	136	▼	-7.5%	-11
	Admin License	AL	98	▼	-31.0%	-44
	Abstract	AJ	77	▲	+20.3%	+13
	Interrogatory	IN	65	▲	+27.5%	+14
	Detinue	DT	50	▼	-28.6%	-20
	Motion for Judgment	MJ	42	▼	-14.3%	-7
	Bond Forfeiture	BF	34	▼	-40.4%	-23
	Impoundment	IM	24	▼	-4.0%	-1
	Tenants Assertion	TA	17	▲	+30.8%	+4
	Counterclaim	CC	10	▲	+100.0%	+5
	Overweight	OC	10	↔		-
	Capias	CA	4	▲	+100.0%	+2
	Petition-Restore Arms	PR	3	▲	+50.0%	+1
	Third Party Claim	TH	1	↔		-
	Crossclaim	CR	0	▼	-100.0%	-2
	Total		11,239	▼	-2.3%	-269
Civil Commitments	Temporary Detention Order	TD	174	▲	+14.5%	+22
	Emergency Custody Order	EC	159	▲	+16.1%	+22
	Mental Commitment	MC	137	▲	+26.9%	+29
	Other	OT	6	↔		-
	Medical Emergency Temporary Detention Order	MT	1	▼	-66.7%	-2
	Petition	PT	0	▼	-100.0%	-1
	Total		477	▲	17.2%	+70
GRAND TOTAL			23,796	▲	8.0%	+1,755

Dispositions by Major Case Category**

Category	Summary	Change	% Change	Absolute Change
Felony	993	▼	-10.2%	-113
Garnishment	4,347	▲	+18.0%	+664
General Civil	4,732	▲	-2.6%	-125
Infraction/Civil Violation	7,046	▲	+39.1%	+1,981
Involuntary Civil Commitments	6	▼	-14.3%	-1
Landlord /Tenant	1,040	▼	-41.7%	-744
Misdemeanor	3,589	▼	-0.5%	-18
Other	1,750	▲	+8.4%	+136
Protective Orders	293	▼	-7.9%	-25
GRAND TOTAL	23,796	▲	8.0%	+1,755

2025 Overall GRAND TOTAL		Distribution of Caseload			Change*		Percentage (%) of Caseload			
<div><div>2025</div><div>2024</div></div> <div><div>53,844</div><div>-1,025</div><div>-1.9%</div></div> <div><div></div><div></div><div>↓</div></div>		<div>Criminal</div>	5,861	11%	-7.0%	▼	-439	<div>Criminal</div>	2024	2025
		<div>Traffic</div>	22,522	42%	-2.0%	▼	-465	<div>Traffic</div>	11.5%	10.9%
		<div>Civil</div>	24,690	46%	-0.5%	▼	-121	<div>Civil</div>	41.9%	41.8%
		<div>Civil Commitments</div>	771	1%	0.0%		0	<div>Civil Commitments</div>	45.2%	45.9%
		<div>GRAND TOTAL</div>	53,844	100%	-1.9%	▼	-1,025	<div>GRAND TOTAL</div>	1.4%	1.4%
									100%	100%

Dispositions by Division & Code

Division	Case Type Description	Code	Summary	Change	% Change	Absolute Change
Criminal	Misdemeanor	M	3,397	▼	-8.3%	-307
	Felony	F	1,666	▼	-4.9%	-86
	Capias	CA	462	▲	+6.5%	+28
	Civil Violation	CV	222	▼	-27.5%	-84
	Show Cause	SC	114	▲	+9.6%	+10
	Total		5,861	▼	-7.0%	-439
Traffic	Infraction	I	16,081	▼	-0.8%	-124
	Misdemeanor	M	5,630	▼	-4.2%	-248
	Capias	CA	465	▼	-1.1%	-5
	Show Cause	SC	233	▲	+23.3%	+44
	Other	O	88	▼	-43.9%	-69
	Civil Violation	CV	24	▼	-71.8%	-61
	Restricted Operators License	RL	1	▼	-66.7%	-2
	Total		22,522	▼	-2.0%	-465
Civil	Garnishment	GA	9,809	▲	+7.7%	+700
	Warrant in Debt	WD	8,343	▲	+15.3%	+1,106
	Unlawful Detainer	UD	2,554	▼	-42.4%	-1,880
	Motion for Judgment	MJ	878	▼	-12.3%	-123
	Abstract	AJ	669	▲	+17.8%	+101
	Admin License	AL	409	▼	-18.0%	-90
	Other	OT	354	▼	-3.8%	-14
	Show Cause	SC	330	▲	+0.6%	+2
	Preliminary Protective Order	PP	285	▲	+2.2%	+6
	Interrogatory	IN	277	▲	+38.5%	+77
	Protective Order	PO	269	▲	+9.3%	+23
	Bond Forfeiture	BF	194	▼	-9.8%	-21
	Detinue	DT	165	▼	-8.8%	-16
	Impoundment	IM	42	▼	-20.8%	-11
	Tenants Assertion	TA	40	▲	+25.0%	+8
	Overweight	OC	28	▲	+21.7%	+5
	Counterclaim	CC	23	▲	+9.5%	+2
	Capias	CA	14	▲	+100.0%	+7
	Petition-Restore Arms	PR	5	↔		-
	Restricted Operators License	RL	1	↔		-
	Third Party Claim	TH	1	▼	-66.7%	-2
	Crossclaim	CR	0	▼	-100.0%	-1
	Total		24,690	▼	-0.5%	-121
Civil Commitments	Mental Commitment	MC	475	▲	+3.7%	+17
	Temporary Detention Order	TD	212	▼	-0.9%	-2
	Emergency Custody Order	EC	52	▲	+67.7%	+21
	Other	OT	31	▼	-53.7%	-36
	Medical Emergency Temporary Detention Order	MT	1	↔		-
	Total		771		0.0%	0
GRAND TOTAL			53,844	▼	-1.9%	-1,025

Dispositions by Major Case Category**

Category	Summary	Change	% Change	Absolute Change
Felony	1,666	▼	-4.9%	-86
Garnishment	10,086	▲	+8.3%	+777
General Civil	9,416	▼	+11.4%	+966
Infraction/Civil Violation	16,443	▼	-2.0%	-333
Involuntary Civil Commitments	31	▼	-53.7%	-36
Landlord /Tenant	2,594	▼	-41.9%	-1,872
Misdemeanor	9,029	▼	-5.8%	-557
Other	4,025	▲	+2.2%	+87
Protective Orders	554	▲	+5.5%	+29
GRAND TOTAL	53,844	▼	-1.9%	-1,025

2025 Overall GRAND TOTAL		Distribution of Caseload			Change*		Percentage (%) of Caseload		
<div>2025 <div></div></div> <div>2024 <div></div></div> <div>+1,394 10.7% ↑</div>	14,384	Criminal	2,117	15%	23.8% ▲	+407	Criminal	2024 13.2%	2025 14.7%
		Traffic	7,169	50%	17.7% ▲	+1,078	Traffic	46.9%	49.8%
		Civil	4,808	33%	-1.8% ▼	-88	Civil	37.7%	33.4%
		Civil Commitments	290	2%	-1.0% ▼	-3	Civil Commitments	2.3%	2.0%
		GRAND TOTAL	14,384	100%	10.7% ▲	+1,394	GRAND TOTAL	100%	100%

Dispositions by Division & Code

Division	Case Type Description	Code	Summary	Change	% Change	Absolute Change
Criminal	Misdemeanor	M	1,227	▲	+29.8%	+282
	Felony	F	601	▲	+5.3%	+30
	Capias	CA	190	▲	+39.7%	+54
	Show Cause	SC	58	▲	+52.6%	+20
	Civil Violation	CV	40	▲	+100.0%	+20
	Restricted Operators License	RL	1	▲	-	+1
	Total		2,117	▲	23.8%	+407
Traffic	Infraction	I	5,774	▲	+10.4%	+544
	Misdemeanor	M	1,150	▲	+73.2%	+486
	Capias	CA	119	▲	+21.4%	+21
	Show Cause	SC	66	▼	-27.5%	-25
	Civil Violation	CV	56	▲	+2,700.0%	+54
	Restricted Operators License	RL	4	▼	-20.0%	-1
	Felony	F	0	▼	-100.0%	-1
	Total		7,169	▲	17.7%	+1,078
Civil	Warrant in Debt	WD	2,258	▲	+47.9%	+731
	Garnishment	GA	996	▼	-0.5%	-5
	Unlawful Detainer	UD	962	▼	-45.0%	-788
	Other	OT	165	▼	-13.6%	-26
	Preliminary Protective Order	PP	127	▲	+5.8%	+7
	Protective Order	PO	80	▼	-12.1%	-11
	Motion for Judgment	MJ	67	▲	+294.1%	+50
	Abstract	AJ	39	▼	-20.4%	-10
	Show Cause	SC	36	▼	-26.5%	-13
	Detinue	DT	27	▼	-30.8%	-12
	Interrogatory	IN	25	▼	-21.9%	-7
	Admin License	AL	10	▲	+66.7%	+4
	Tenants Assertion	TA	7	▲	+40.0%	+2
	Bond Forfeiture	BF	5	▲	+66.7%	+2
	Impoundment	IM	2	▲	-	+2
	Overweight	OC	2	▲	-	+2
	Capias	CA	0	▼	-100.0%	-2
	Counterclaim	CC	0	▼	-100.0%	-11
	Petition-Restore Arms	PR	0	▼	-100.0%	-2
	Third Party Claim	TH	0	▼	-100.0%	-1
	Total		4,808	▼	-1.8%	-88
Civil Commitments	Emergency Custody Order	EC	153	▼	-7.8%	-13
	Mental Commitment	MC	125	▲	+13.6%	+15
	Other	OT	12	▼	-29.4%	-5
	Total		290	▼	-1.0%	-3
GRAND TOTAL			14,384	▲	10.7%	+1,394

Dispositions by Major Case Category**

Category	Summary	Change	% Change	Absolute Change
Felony	601	▼	+5.1%	+29
Garnishment	1,021	▼	-1.2%	-12
General Civil	2,354	▲	+48.1%	+765

Infraction/Civil Violation	5,872	▲	+11.8%	+620
Involuntary Civil Commitments	12	▼	-29.4%	-5
Landlord /Tenant	969	▼	-44.8%	-786
Misdemeanor	2,382	▲	+47.6%	+768
Other	966	▲	+2.0%	+19
Protective Orders	207	▼	-1.9%	-4
GRAND TOTAL	14,384	▲	10.7%	+1,394

2025 Overall GRAND TOTAL		Distribution of Caseload			Change*		Percentage (%) of Caseload			
<div>2025 <div></div></div> <div>2024 <div></div></div>	<div>36,903</div> <div>-2,656 -6.7%</div> <div>↓</div>	Criminal	5,049	14%	16.3%	▲	+706	Criminal	2024 11.0%	2025 13.7%
		Traffic	16,423	45%	-11.6%	▼	-2,160	Traffic	47.0%	44.5%
		Civil	15,025	41%	-7.9%	▼	-1,282	Civil	41.2%	40.7%
		Civil Commitments	406	1%	24.5%	▲	+80	Civil Commitments	0.8%	1.1%
		GRAND TOTAL	36,903	100%	-6.7%	▼	-2,656	GRAND TOTAL	100%	100%

Dispositions by Division & Code

Division	Case Type Description	Code	Summary	Change	% Change	Absolute Change
Criminal	Misdemeanor	M	3,421	▼	+19.7%	+564
	Felony	F	1,242	▲	+1.5%	+18
	Show Cause	SC	200	▲	+69.5%	+82
	Capias	CA	104	▲	+14.3%	+13
	Civil Violation	CV	82	▲	+54.7%	+29
	Total		5,049	▲	16.3%	+706
Traffic	Infraction	I	14,193	▼	-12.4%	-2,011
	Misdemeanor	M	1,929	▼	-10.6%	-229
	Show Cause	SC	141	▲	+147.4%	+84
	Other	O	102	▲	+22.9%	+19
	Felony	F	53	▼	-3.6%	-2
	Capias	CA	4	▼	-50.0%	-4
	Civil Violation	CV	1	▲	-	+1
	Restricted Operators License	RL	0	▼	-100.0%	-18
	Total		16,423	▼	-11.6%	-2,160
Civil	Garnishment	GA	5,503	▼	-5.4%	-315
	Warrant in Debt	WD	4,570	▲	+14.8%	+590
	Unlawful Detainer	UD	2,363	▼	-40.5%	-1,610
	Other	OT	816	▲	+17.1%	+119
	Preliminary Protective Order	PP	363	▼	-14.6%	-62
	Protective Order	PO	333	▼	-9.5%	-35
	Abstract	AJ	273	▲	-2.5%	-7
	Show Cause	SC	223	▼	+7.2%	+15
	Bond Forfeiture	BF	145	▲	+43.6%	+44
	Admin License	AL	97	▲	+3.2%	+3
	Detinue	DT	88	▼	-19.3%	-21
	Motion for Judgment	MJ	84	▲	+3.7%	+3
	Interrogatory	IN	83	▲	-20.2%	-21
	Tenants Assertion	TA	52	▲	+48.6%	+17
	Counterclaim	CC	16	▼	-15.8%	-3
	Impoundment	IM	9	▼	-18.2%	-2
	Third Party Claim	TH	5	▲	+25.0%	+1
	Capias	CA	1	▲	-	+1
	Petition-Restore Arms	PR	1	▲	-	+1
	Total		15,025	▼	-7.9%	-1,282
Civil Commitments	Temporary Detention Order	TD	196	▲	+402.6%	+157
	Mental Commitment	MC	95	▼	-19.5%	-23
	Emergency Custody Order	EC	67	▼	-49.2%	-65
	Petition	PT	28	▲	+64.7%	+11
	Other	OT	15	▼	-21.1%	-4
	Medical Emergency Temporary Detention Order	MT	5	▲	-	+5
	Medical Emergency Custody Order	ME	0	▼	-100.0%	-1
	Total		406	▲	24.5%	+80
GRAND TOTAL			36,903	▼	-6.7%	-2,656

Dispositions by Major Case Category**

Category	Summary	Change	% Change	Absolute Change
Felony	1,295	▼	+1.3%	+16
Garnishment	5,586	▲	-5.7%	-336
General Civil	4,845	▲	+13.9%	+590
Infraction/Civil Violation	14,378	▲	-12.0%	-1,962
Involuntary Civil Commitments	43	▲	+19.4%	+7
Landlord /Tenant	2,415	▲	-39.7%	-1,593
Misdemeanor	5,350	▼	+6.3%	+317
Other	2,295	▲	+21.2%	+402
Protective Orders	696	▼	-12.2%	-97
GRAND TOTAL	36,903	▼	-6.7%	-2,656

2025 Overall GRAND TOTAL		Distribution of Caseload			Change*		Percentage (%) of Caseload		
<div>2025 <div></div></div> <div>2024 <div></div></div> <div>1,140</div> <div>-601</div> <div>-34.5%</div> <div>↓</div>	Criminal	328	29%	9.0%	▲	+27	Criminal	2024	2025
	Traffic	339	30%	-67.7%	▼	-711	Traffic	17.3%	28.8%
	Civil	453	40%	26.2%	▲	+94	Civil	60.3%	29.7%
	Civil Commitments	20	2%	-35.5%	▼	-11	Civil Commitments	20.6%	39.7%
	GRAND TOTAL	1,140	100%	-34.5%	▼	-601	GRAND TOTAL	1.8%	1.8%
							GRAND TOTAL	100%	100%

Dispositions by Division & Code

Division	Case Type Description	Code	Summary	Change	% Change	Absolute Change
Criminal	Misdemeanor	M	184	▲	+12.2%	+20
	Felony	F	74	▲	+25.4%	+15
	Capias	CA	42	▼	-32.3%	-20
	Show Cause	SC	25	▲	+78.6%	+11
	Civil Violation	CV	3	▲	+50.0%	+1
	Total		328	▲	9.0%	+27
Traffic	Infraction	I	220	▼	-73.6%	-613
	Misdemeanor	M	116	▼	-44.0%	-91
	Show Cause	SC	2	▲	-	+2
	Capias	CA	1	▼	-83.3%	-5
	Civil Violation	CV	0	▼	-100.0%	-4
	Total		339	▼	-67.7%	-711
Civil	Garnishment	GA	236	▲	+124.8%	+131
	Warrant in Debt	WD	121	▲	+86.2%	+56
	Unlawful Detainer	UD	54	▼	-48.6%	-51
	Other	OT	22	▼	-31.3%	-10
	Preliminary Protective Order	PP	5	▼	-28.6%	-2
	Protective Order	PO	3	↔		-
	Show Cause	SC	3	▲	+50.0%	+1
	Bond Forfeiture	BF	2	↔		-
	Impoundment	IM	2	▲	-	+2
	Interrogatory	IN	2	▲	-	+2
	Abstract	AJ	1	▼	-50.0%	-1
	Capias	CA	1	▲	-	+1
	Tenants Assertion	TA	1	▲	-	+1
	Admin License	AL	0	▼	-100.0%	-6
	Detinue	DT	0	▼	-100.0%	-24
	Motion for Judgment	MJ	0	▼	-100.0%	-6
	Total		453	▲	26.2%	+94
Civil Commitments	Emergency Custody Order	EC	13	▼	-13.3%	-2
	Temporary Detention Order	TD	7	▼	-56.3%	-9
	Total		20	▼	-35.5%	-11
GRAND TOTAL			1,140	▼	-34.5%	-601

Dispositions by Major Case Category**

Category	Summary	Change	% Change	Absolute Change
Felony	74	▲	+25.4%	+15
Garnishment	238	▲	+126.7%	+133
General Civil	121	▼	+27.4%	+26
Infraction/Civil Violation	223	▼	-73.4%	-616
Landlord /Tenant	55	▲	-47.6%	-50
Misdemeanor	300	▼	-19.1%	-71
Other	121	▲	-22.9%	-36
Protective Orders	8	▼	-20.0%	-2
GRAND TOTAL	1,140	▼	-34.5%	-601

2025 Overall GRAND TOTAL		Distribution of Caseload			Change*		Percentage (%) of Caseload		
<div>2025 <div></div></div> <div>2024 <div></div></div> <div>+94 2.1% ↑</div>	4,500	Criminal	529	12%	20.5%	▲	+90	Criminal	2024 10.0% 2025 11.8%
		Traffic	2,949	66%	-4.8%	▼	-150	Traffic	70.3% 65.5%
		Civil	998	22%	19.8%	▲	+165	Civil	18.9% 22.2%
		Civil Commitments	24	1%	-31.4%	▼	-11	Civil Commitments	0.8% 0.5%
		GRAND TOTAL	4,500	100%	2.1%	▲	+94	GRAND TOTAL	100% 100%

Dispositions by Division & Code

Division	Case Type Description	Code	Summary	Change	% Change	Absolute Change
Criminal	Misdemeanor	M	275	▲	+10.0%	+25
	Felony	F	195	▲	+38.3%	+54
	Capias	CA	34	▲	+36.0%	+9
	Show Cause	SC	16	↔		-
	Civil Violation	CV	9	▲	+28.6%	+2
	Total		529	▲	20.5%	+90
Traffic	Infraction	I	2,188	▼	-4.0%	-91
	Misdemeanor	M	651	▼	-7.3%	-51
	Capias	CA	68	▼	-25.3%	-23
	Show Cause	SC	33	▲	+73.7%	+14
	Felony	F	8	↔		-
	Civil Violation	CV	1	▲	-	+1
	Total		2,949	▼	-4.8%	-150
Civil	Warrant in Debt	WD	509	▲	+80.5%	+227
	Garnishment	GA	285	▲	+48.4%	+93
	Unlawful Detainer	UD	93	▼	-63.2%	-160
	Admin License	AL	23	↔		-
	Preliminary Protective Order	PP	19	▲	+26.7%	+4
	Other	OT	18	▲	-5.3%	-1
	Protective Order	PO	14	▲	+27.3%	+3
	Impoundment	IM	10	▲	+42.9%	+3
	Detinue	DT	9	▲	+50.0%	+3
	Abstract	AJ	3	▼	-40.0%	-2
	Interrogatory	IN	3	▼	-40.0%	-2
	Motion for Judgment	MJ	3	▼	-40.0%	-2
	Show Cause	SC	3	▼	-57.1%	-4
	Tenants Assertion	TA	2	▲	-	+2
	Bond Forfeiture	BF	1	▲	-	+1
	Capias	CA	1	↔		-
	Counterclaim	CC	1	▲	-	+1
	Restricted Operators License	RL	1	▲	-	+1
	Interrogatory-Not	IC	0	▼	-100.0%	-1
	Overweight	OC	0	▼	-100.0%	-1
	Total		998	▲	19.8%	+165
Civil Commitments	Temporary Detention Order	TD	22	▼	-18.5%	-5
	Emergency Custody Order	EC	2	▼	-75.0%	-6
	Total		24	▼	-31.4%	-11
GRAND TOTAL			4,500	▲	2.1%	+94

Dispositions by Major Case Category**

Category	Summary	Change	% Change	Absolute Change
Felony	203	▲	+36.2%	+54
Garnishment	288	▲	+46.2%	+91
General Civil	526	▲	+77.7%	+230
Infraction/Civil Violation	2,198	▲	-3.9%	-89
Landlord /Tenant	95	▲	-62.5%	-158
Misdemeanor	927	▲	-2.6%	-25

Other	230	▲	-6.5%	-16
Protective Orders	33	▲	+26.9%	+7
<i>GRAND TOTAL</i>	4,500	▲	2.1%	+94

2025 Overall GRAND TOTAL		Distribution of Caseload			Change*		Percentage (%) of Caseload		
<div>2025 <div></div></div> <div>2024 <div></div></div>	<div>4,453</div> <div>-182 -3.9%</div> <div>↓</div>	Criminal	282	6%	50.8%	▲	+95	Criminal	<div>2024</div> 4.0% <div>2025</div> 6.3%
		Traffic	3,695	83%	-7.9%	▼	-315	Traffic	86.5%83.0%
		Civil	452	10%	8.1%	▲	+34	Civil	9.0%10.2%
		Civil Commitments	24	1%	20.0%	▲	+4	Civil Commitments	0.4%0.5%
		GRAND TOTAL	4,453	100%	-3.9%	▼	-182	GRAND TOTAL	100%100%

Dispositions by Division & Code

Division	Case Type Description	Code	Summary	Change	% Change	Absolute Change
Criminal	Misdemeanor	M	190	▲	+54.5%	+67
	Felony	F	63	▲	+50.0%	+21
	Capias	CA	15	▲	+87.5%	+7
	Show Cause	SC	9	▲	+12.5%	+1
	Civil Violation	CV	5	▼	-16.7%	-1
	Total		282	▲	50.8%	+95
Traffic	Infraction	I	3,142	▼	-6.2%	-209
	Misdemeanor	M	409	▼	-24.4%	-132
	Civil Violation	CV	60	▲	-	+60
	Capias	CA	51	▼	-50.0%	-51
	Show Cause	SC	33	▲	+153.8%	+20
	Felony	F	0	▼	-100.0%	-3
	Total		3,695	▼	-7.9%	-315
Civil	Warrant in Debt	WD	218	▲	+36.3%	+58
	Garnishment	GA	142	▲	+10.1%	+13
	Unlawful Detainer	UD	33	▼	-56.0%	-42
	Other	OT	20	▲	-13.0%	-3
	Protective Order	PO	12	▲	+71.4%	+5
	Preliminary Protective Order	PP	9	▲	+80.0%	+4
	Admin License	AL	5	▼	-37.5%	-3
	Show Cause	SC	4	▲	+100.0%	+2
	Interrogatory	IN	3	▲	+50.0%	+1
	Overweight	OC	3	▲	+50.0%	+1
	Abstract	AJ	2	▲	-	+2
	Impoundment	IM	1	▲	-	+1
	Bond Forfeiture	BF	0	▼	-100.0%	-1
	Detinue	DT	0	▼	-100.0%	-2
	Motion for Judgment	MJ	0	▼	-100.0%	-1
	Petition-Restore Arms	PR	0	▼	-100.0%	-1
	Total		452	▲	8.1%	+34
Civil Commitments	Temporary Detention Order	TD	14	▲	+16.7%	+2
	Emergency Custody Order	EC	9	▲	+12.5%	+1
	Other	OT	1	▲	-	+1
	Total		24	▲	20.0%	+4
GRAND TOTAL			4,453	▼	-3.9%	-182

Dispositions by Major Case Category**

Category	Summary	Change	% Change	Absolute Change
Felony	63	▼	+40.0%	+18
Garnishment	145	▲	+10.7%	+14
General Civil	219	▲	+33.5%	+55
Infraction/Civil Violation	3,210	▲	-4.4%	-149
Involuntary Civil Commitments	1	▲	-	+1
Landlord /Tenant	33	▼	-56.0%	-42
Misdemeanor	599	▲	-9.8%	-65
Other	162	▲	-12.4%	-23

Protective Orders	21	▲	+75.0%	+9
GRAND TOTAL	4,453	▼	-3.9%	-182

2025 Overall GRAND TOTAL		Distribution of Caseload			Change*		Percentage (%) of Caseload			
<div>2025 <div></div></div> <div>2024 <div></div></div> <div>↑</div>	<div>9,885</div> <div>+1,290</div> <div>15.0%</div>	Criminal	1,639	17%	12.6%	▲	+184	Criminal	2024 16.9%	2025 16.6%
		Traffic	3,487	35%	19.8%	▲	+576	Traffic	33.9%	2025 35.3%
		Civil	4,550	46%	13.9%	▲	+554	Civil	46.5%	2025 46.0%
		Civil Commitments	209	2%	-10.3%	▼	-24	Civil Commitments	2.7%	2025 2.1%
		GRAND TOTAL	9,885	100%	15.0%	▲	+1,290	GRAND TOTAL	100%	2025 100%

Dispositions by Division & Code

Division	Case Type Description	Code	Summary	Change	% Change	Absolute Change
Criminal	Misdemeanor	M	900	▼	-0.6%	-5
	Felony	F	547	▲	+32.4%	+134
	Capias	CA	94	▲	+20.5%	+16
	Show Cause	SC	51	▲	+50.0%	+17
	Civil Violation	CV	47	▲	+88.0%	+22
	Total		1,639	▲	12.6%	+184
Traffic	Infraction	I	1,997	▲	+34.5%	+512
	Misdemeanor	M	1,180	▲	+55.7%	+422
	Civil Violation	CV	159	▼	-70.4%	-378
	Capias	CA	88	▼	-12.0%	-12
	Show Cause	SC	59	▲	+118.5%	+32
	Felony	F	4	↔		-
	Total		3,487	▲	19.8%	+576
Civil	Warrant in Debt	WD	2,133	▲	+42.6%	+637
	Garnishment	GA	1,308	▲	+7.1%	+87
	Unlawful Detainer	UD	404	▼	-42.4%	-297
	Other	OT	229	▲	+110.1%	+120
	Protective Order	PO	93	▲	+111.4%	+49
	Preliminary Protective Order	PP	78	▲	+20.0%	+13
	Overweight	OC	54	▲	+50.0%	+18
	Detinue	DT	47	▼	-11.3%	-6
	Show Cause	SC	47	▼	-2.1%	-1
	Interrogatory	IN	35	▲	+118.8%	+19
	Zoning Violation	ZO	35	▼	-35.2%	-19
	Motor Carrier	MC	34	▲	+78.9%	+15
	Abstract	AJ	25	▼	-53.7%	-29
	Motion for Judgment	MJ	20	▼	-13.0%	-3
	Counterclaim	CC	4	▲	+300.0%	+3
	Bond Forfeiture	BF	2	▲	-	+2
	Admin License	AL	1	▼	-98.0%	-49
	Tenants Assertion	TA	1	▼	-83.3%	-5
	Total		4,550	▲	13.9%	+554
Civil Commitments	Temporary Detention Order	TD	120	▲	+30.4%	+28
	Emergency Custody Order	EC	48	▼	-32.4%	-23
	Mental Commitment	MC	39	▼	-41.8%	-28
	Medical Emergency Temporary Detention Order	MT	2	▼	-33.3%	-1
	Total		209	▼	-10.3%	-24
GRAND TOTAL			9,885	▲	15.0%	+1,290

Dispositions by Major Case Category**

Category	Summary	Change	% Change	Absolute Change
Felony	551	▲	+32.1%	+134
Garnishment	1,343	▲	+8.6%	+106
General Civil	2,297	▲	+45.7%	+721
Infraction/Civil Violation	2,291	▲	+9.0%	+189
Landlord /Tenant	405	▼	-42.7%	-302
Misdemeanor	2,115	▲	+23.2%	+398

Other	712	▲	-2.5%	-18
Protective Orders	171	▲	+56.9%	+62
<i>GRAND TOTAL</i>	9,885	▲	15.0%	+1,290

2025 Overall GRAND TOTAL		Distribution of Caseload		Change*		Percentage (%) of Caseload			
<div><div>2025</div><div>2024</div></div> <div><div>13,281</div><div>+1,351</div><div>11.3%</div></div> <div><div>↑</div></div>									
	Criminal	251	2%	12.6%	▲	+28	Criminal	2024 1.9%	2025 1.9%
	Traffic	12,597	95%	11.4%	▲	+1,285	Traffic	94.8%	94.8%
	Civil	421	3%	12.3%	▲	+46	Civil	3.1%	3.2%
	Civil Commitments	12	0%	-40.0%	▼	-8	Civil Commitments	0.2%	0.1%
GRAND TOTAL		13,281	100%	11.3%	▲	+1,351	GRAND TOTAL	100%	100%

Dispositions by Division & Code

Division	Case Type Description	Code	Summary	Change	% Change	Absolute Change
Criminal	Misdemeanor	M	144	▼	-8.3%	-13
	Felony	F	62	▲	+40.9%	+18
	Capias	CA	20	▲	+122.2%	+11
	Civil Violation	CV	15	▲	+275.0%	+11
	Show Cause	SC	10	▲	+11.1%	+1
	Total		251	▲	12.6%	+28
Traffic	Infraction	I	10,167	▲	+13.0%	+1,167
	Misdemeanor	M	2,382	▲	+4.0%	+92
	Capias	CA	35	▲	+600.0%	+30
	Civil Violation	CV	4	▲	+100.0%	+2
	Felony	F	4	▼	-66.7%	-8
	Show Cause	SC	4	▲	-	+4
	Other	O	1	▲	-	+1
	Restricted Operators License	RL	0	▼	-100.0%	-3
	Total		12,597	▲	11.4%	+1,285
Civil	Warrant in Debt	WD	218	▲	+63.9%	+85
	Garnishment	GA	110	▼	-12.0%	-15
	Other	OT	22	▲	+175.0%	+14
	Unlawful Detainer	UD	21	▼	-70.8%	-51
	Admin License	AL	15	▲	+66.7%	+6
	Overweight	OC	7	▼	-12.5%	-1
	Preliminary Protective Order	PP	6	▲	+20.0%	+1
	Detinue	DT	5	▲	+400.0%	+4
	Impoundment	IM	3	↔	-	-
	Motion for Judgment	MJ	3	▲	+50.0%	+1
	Motor Carrier	MC	3	▼	-40.0%	-2
	Show Cause	SC	3	▲	+200.0%	+2
	Interrogatory	IN	2	▲	-	+2
	Protective Order	PO	2	▲	+100.0%	+1
	Abstract	AJ	1	▲	-	+1
	Bond Forfeiture	BF	0	▼	-100.0%	-1
	Tenants Assertion	TA	0	▼	-100.0%	-1
	Total		421	▲	12.3%	+46
Civil Commitments	Temporary Detention Order	TD	11	▼	-15.4%	-2
	Emergency Custody Order	EC	1	▼	-83.3%	-5
	Mental Commitment	MC	0	▼	-100.0%	-1
	Total		12	▼	-40.0%	-8
GRAND TOTAL			13,281	▲	11.3%	+1,351

Dispositions by Major Case Category**

Category	Summary	Change	% Change	Absolute Change
Felony	66	▼	+17.9%	+10
Garnishment	112	▲	-10.4%	-13
General Civil	229	▲	+65.9%	+91
Infraction/Civil Violation	10,197	▲	+13.1%	+1,178
Landlord /Tenant	21	▼	-71.2%	-52
Misdemeanor	2,526	▼	+3.1%	+76

Other	122	▲	+93.7%	+59
Protective Orders	8	▲	+33.3%	+2
GRAND TOTAL	13,281	▲	11.3%	+1,351

2025 Overall GRAND TOTAL		Distribution of Caseload			Change*		Percentage (%) of Caseload		
<div>2025 <div></div></div> <div>2024 <div></div></div> <div>+36 1.1% ↑</div>	3,431	Criminal	263	8%	7.8% ▲	+19	Criminal	2024 7.2%	2025 7.7%
		Traffic	2,567	75%	2.1% ▲	+54	Traffic	74.0%	74.8%
		Civil	580	17%	-7.9% ▼	-50	Civil	18.6%	16.9%
		Civil Commitments	21	1%	162.5% ▲	+13	Civil Commitments	0.2%	0.6%
		GRAND TOTAL	3,431	100%	1.1% ▲	+36	GRAND TOTAL	100%	100%

Dispositions by Division & Code

Division	Case Type Description	Code	Summary	Change	% Change	Absolute Change
Criminal	Misdemeanor	M	138	▲	+7.8%	+10
	Felony	F	77	▲	+51.0%	+26
	Capias	CA	32	▼	-11.1%	-4
	Show Cause	SC	13	▼	-45.8%	-11
	Civil Violation	CV	3	▼	-40.0%	-2
	Total		263	▲	7.8%	+19
Traffic	Infraction	I	2,156	▲	+5.7%	+116
	Misdemeanor	M	397	▼	-14.1%	-65
	Show Cause	SC	5	▲	+400.0%	+4
	Capias	CA	4	▼	-55.6%	-5
	Felony	F	3	▲	+200.0%	+2
	Civil Violation	CV	1	▲	-	+1
	Other	O	1	▲	-	+1
	Total		2,567	▲	2.1%	+54
Civil	Garnishment	GA	196	▲	+79.8%	+87
	Warrant in Debt	WD	169	▼	-3.4%	-6
	Interrogatory	IN	148	▼	-28.8%	-60
	Unlawful Detainer	UD	29	▼	-3.3%	-1
	Detinue	DT	25	▼	-70.2%	-59
	Preliminary Protective Order	PP	3	▼	-57.1%	-4
	Admin License	AL	2	▲	+100.0%	+1
	Bond Forfeiture	BF	2	▼	-33.3%	-1
	Protective Order	PO	2	↔	-	-
	Show Cause	SC	2	↔	-	-
	Other	OT	1	▼	-85.7%	-6
	Tenants Assertion	TA	1	↔	-	-
	Motion for Judgmt	MJ	0	▼	-100.0%	-1
	Total		580	▼	-7.9%	-50
Civil Commitments	Temporary Detention Order	TD	18	▲	+260.0%	+13
	Emergency Custody Order	EC	3	↔	-	-
	Total		21	▲	162.5%	+13
GRAND TOTAL			3,431	▲	1.1%	+36

Dispositions by Major Case Category**

Category	Summary	Change	% Change	Absolute Change
Felony	80	▲	+53.8%	+28
Garnishment	344	▲	+8.5%	+27
General Civil	194	▼	-26.2%	-69
Infraction/Civil Violation	2,161	▲	+5.7%	+116
Landlord /Tenant	30	▼	-3.2%	-1
Misdemeanor	535	▼	-9.3%	-55
Other	82	▲	-6.8%	-6
Protective Orders	5	▼	-44.4%	-4
GRAND TOTAL	3,431	▲	1.1%	+36

2025 Overall GRAND TOTAL		Distribution of Caseload			Change*		Percentage (%) of Caseload		
2025 2024	<div><div></div><div></div></div> <div>6,856</div> <div>-196 -2.8%</div> <div></div>	Criminal	179	3%	14.0%	▲	+22	2024	2025
		Traffic	5,994	87%	-5.7%	▼	-365	2.2%	2.6%
		Civil	656	10%	33.9%	▲	+166	90.2%	87.4%
		Civil Commitments	27	0%	-41.3%	▼	-19	6.9%	9.6%
		GRAND TOTAL	6,856	100%	-2.8%	▼	-196	0.7%	0.4%
		GRAND TOTAL					GRAND TOTAL		

Dispositions by Division & Code

Division	Case Type Description	Code	Summary	Change	% Change	Absolute Change
Criminal	Felony	F	88	▲	+51.7%	+30
	Misdemeanor	M	66	↔		-
	Capias	CA	15	▼	-6.3%	-1
	Show Cause	SC	7	▼	-36.4%	-4
	Civil Violation	CV	3	▼	-50.0%	-3
	Total		179	▲	14.0%	+22
Traffic	Infraction	I	3,961	▼	-5.2%	-218
	Misdemeanor	M	2,001	▼	-6.7%	-143
	Capias	CA	20	▼	-28.6%	-8
	Show Cause	SC	6	▲	+100.0%	+3
	Felony	F	5	↔		-
	Civil Violation	CV	1	▲	-	+1
	Total		5,994	▼	-5.7%	-365
Civil	Interrogatory	IN	304	▲	+17.4%	+45
	Warrant in Debt	WD	167	▲	+53.2%	+58
	Garnishment	GA	151	▲	+122.1%	+83
	Unlawful Detainer	UD	11	▼	-64.5%	-20
	Preliminary Protective Order	PP	7	▲	+16.7%	+1
	Other	OT	4	↔		-
	Show Cause	SC	4	▼	-33.3%	-2
	Protective Order	PO	3	▲	+50.0%	+1
	Admin License	AL	2	▲	+100.0%	+1
	Abstract	AJ	1	▲	-	+1
	Bond Forfeiture	BF	1	▼	-50.0%	-1
	Motion for Judgment	MJ	1	▲	-	+1
	Detinue	DT	0	▼	-100.0%	-2
	Total		656	▲	33.9%	+166
Civil Commitments	Temporary Detention Order	TD	10	▼	-33.3%	-5
	Emergency Custody Order	EC	9	▼	-35.7%	-5
	Mental Commitment	MC	8	▼	-52.9%	-9
	Total		27	▼	-41.3%	-19
GRAND TOTAL			6,856	▼	-2.8%	-196

Dispositions by Major Case Category**

Category	Summary	Change	% Change	Absolute Change
Felony	93	▲	+47.6%	+30
Garnishment	455	▲	+39.1%	+128
General Civil	168	▲	+51.4%	+57
Infraction/Civil Violation	3,965	▲	-5.3%	-220
Landlord /Tenant	11	▼	-64.5%	-20
Misdemeanor	2,067	▼	-6.5%	-143
Other	87	▲	-25.6%	-30
Protective Orders	10	▲	+25.0%	+2
GRAND TOTAL	6,856	▼	-2.8%	-196

2025 Overall GRAND TOTAL		Distribution of Caseload			Change*		Percentage (%) of Caseload		
2025	5,666	<div><div></div></div>	-1,260	-18.2%	<div></div>		Criminal	2024	2025
								7.7%	9.5%
2024		<div></div>					Traffic	66.3%	61.1%
								22.2%	24.7%
							Civil	3.8%	4.7%
GRAND TOTAL		5,666	100%	-18.2%	-1,260		GRAND TOTAL	100%	100%



Dispositions by Division & Code

Division	Case Type Description	Code	Summary	Change	% Change	Absolute Change
Criminal	Misdemeanor	M	269	▼	-1.5%	-4
	Felony	F	176	▲	+4.1%	+7
	Capias	CA	63	▼	-3.1%	-2
	Show Cause	SC	23	▼	-8.0%	-2
	Civil Violation	CV	5	▲	+150.0%	+3
	Total		536	▲	0.4%	+2
Traffic	Infraction	I	2,643	▼	-27.1%	-985
	Misdemeanor	M	635	▼	-29.0%	-259
	Civil Violation	CV	128	▲	-	+128
	Capias	CA	40	▼	-18.4%	-9
	Show Cause	SC	10	▼	-28.6%	-4
	Felony	F	7	▼	-12.5%	-1
	Total		3,463	▼	-24.6%	-1,130
Civil	Warrant in Debt	WD	611	▲	+19.8%	+101
	Garnishment	GA	477	▲	+8.2%	+36
	Unlawful Detainer	UD	197	▼	-51.2%	-207
	Show Cause	SC	31	▲	+29.2%	+7
	Preliminary Protective Order	PP	25	▼	-34.2%	-13
	Protective Order	PO	18	▼	-14.3%	-3
	Other	OT	15	▲	-63.4%	-26
	Abstract	AJ	6	▼	-40.0%	-4
	Motion for Judgment	MJ	5	▼	-37.5%	-3
	Interrogatory	IN	4	▲	+100.0%	+2
	Tenants Assertion	TA	3	↔		-
	Admin License	AL	2	▼	-66.7%	-4
	Bond Forfeiture	BF	2	▲	+100.0%	+1
	Petition-Restore Arms	PR	2	▼	-50.0%	-2
	Capias	CA	1	↔		-
	Detinue	DT	1	▼	-93.8%	-15
	Mechanic's Lien	ML	1	▲	-	+1
	Counterclaim	CC	0	▼	-100.0%	-1
	Impoundment	IM	0	▼	-100.0%	-4
	Total		1,401	▼	-8.7%	-134
Civil Commitments	Mental Commitment	MC	149	▲	+5.7%	+8
	Emergency Custody Order	EC	53	▼	-7.0%	-4
	Temporary Detention Order	TD	46	▲	+15.0%	+6
	Other	OT	16	▼	-36.0%	-9
	Medical Emergency Custody Order	ME	1	▲	-	+1
	Medical Emergency Temporary Detention Order	MT	1	↔		-
	Total		266	▲	0.8%	+2
GRAND TOTAL			5,666	▼	-18.2%	-1,260

Dispositions by Major Case Category**

Category	Summary	Change	% Change	Absolute Change
Felony	183	▼	+3.4%	+6
Garnishment	481	▲	+8.6%	+38
General Civil	622	▲	+15.4%	+83

Infraction/Civil Violation	2,776	▲	-23.5%	-854
Involuntary Civil Commitments	16	▼	-36.0%	-9
Landlord /Tenant	200	▼	-50.9%	-207
Misdemeanor	904	▼	-22.5%	-263
Other	441	▲	-7.9%	-38
Protective Orders	43	▼	-27.1%	-16
GRAND TOTAL	5,666	▼	-18.2%	-1,260

2025 Overall GRAND TOTAL		Distribution of Caseload				Change*		Percentage (%) of Caseload				
2025	2024	6,515	-152 -2.3%		Criminal	587	9%	2.4% ▲	+14	Criminal	2024	2025
					Traffic	4,295	66%	-11.9% ▼	-582	Traffic	8.6%	9.0%
2025	2024	6,515	-152 -2.3%		Civil	1,440	22%	22.4% ▲	+264	Civil	73.2%	65.9%
					Civil Commitments	193	3%	370.7% ▲	+152	Civil Commitments	17.6%	22.1%
		GRAND TOTAL	6,515	100%	-2.3% ▼	-152			GRAND TOTAL	100%	100%	

Dispositions by Division & Code

Division	Case Type Description	Code	Summary	Change	% Change	Absolute Change
Criminal	Misdemeanor	M	257	▼	-10.5%	-30
	Felony	F	213	▲	+21.7%	+38
	Capias	CA	87	▲	+42.6%	+26
	Show Cause	SC	20	▼	-16.7%	-4
	Civil Violation	CV	9	▼	-60.9%	-14
	Restricted Operators License	RL	1	▼	-66.7%	-2
	Total		587	▲	2.4%	+14
Traffic	Infraction	I	3,549	▼	-11.1%	-441
	Misdemeanor	M	685	▼	-13.8%	-110
	Capias	CA	43	▼	-41.1%	-30
	Felony	F	12	▲	+50.0%	+4
	Show Cause	SC	5	▼	-28.6%	-2
	Civil Violation	CV	1	↔		-
	Restricted Operators License	RL	0	▼	-100.0%	-3
	Total		4,295	▼	-11.9%	-582
Civil	Warrant in Debt	WD	650	▲	+43.2%	+196
	Garnishment	GA	499	▲	+29.9%	+115
	Unlawful Detainer	UD	154	▼	-28.7%	-62
	Admin License	AL	31	▲	+520.0%	+26
	Preliminary Protective Order	PP	20	▼	-13.0%	-3
	Impoundment	IM	17	▲	+240.0%	+12
	Protective Order	PO	16	▼	-30.4%	-7
	Show Cause	SC	12	▲	+33.3%	+3
	Overweight	OC	10	▲	+400.0%	+8
	Other	OT	9	▼	-71.0%	-22
	Motion for Judgment	MJ	7	▼	-12.5%	-1
	Abstract	AJ	6	▲	+20.0%	+1
	Detinue	DT	3	▲	+200.0%	+2
	Interrogatory	IN	2	▼	-60.0%	-3
	Motor Carrier	MC	2	↔		-
	Tenants Assertion	TA	1	▼	-50.0%	-1
	Third Party Claim	TH	1	▲	-	+1
	Petition-Restore Arms	PR	0	▼	-100.0%	-1
	Total		1,440	▲	22.4%	+264
Civil Commitments	Emergency Custody Order	EC	193	▲	+865.0%	+173
	Mental Commitment	MC	0	▼	-100.0%	-1
	Temporary Detention Order	TD	0	▼	-100.0%	-20
	Total		193	▲	370.7%	+152
GRAND TOTAL			6,515	▼	-2.3%	-152

Dispositions by Major Case Category**

Category	Summary	Change	% Change	Absolute Change
Felony	225	▲	+23.0%	+42
Garnishment	501	▼	+28.8%	+112
General Civil	668	▲	+41.8%	+197
Infraction/Civil Violation	3,571	▲	-11.1%	-447
Landlord /Tenant	155	▼	-28.9%	-63

Misdemeanor	943	▼	-13.3%	-145
Other	416	▲	+63.8%	+162
Protective Orders	36	▼	-21.7%	-10
<i>GRAND TOTAL</i>	6,515	▼	-2.3%	-152

2025 Overall GRAND TOTAL		Distribution of Caseload			Change*	Percentage (%) of Caseload		
<div>2025 <div></div></div> <div>2024 <div></div></div> <div>+88</div> <div>15.2%</div> <div>↑</div>	666	Criminal	44	7%	4.8% ▲	+2	Criminal	2024 7.3% 2025 6.6%
		Traffic	487	73%	14.9% ▲	+63	Traffic	73.4% 73.1%
		Civil	128	19%	20.8% ▲	+22	Civil	18.3% 19.2%
		Civil Commitments	7	1%	16.7% ▲	+1	Civil Commitments	1.0% 1.1%
		GRAND TOTAL	666	100%	15.2% ▲	+88	GRAND TOTAL	100% 100%

Dispositions by Division & Code

Division	Case Type Description	Code	Summary	Change	% Change	Absolute Change
Criminal	Misdemeanor	M	34	▲	+54.5%	+12
	Capias	CA	3	▼	-25.0%	-1
	Show Cause	SC	3	▼	-57.1%	-4
	Civil Violation	CV	2	▼	-50.0%	-2
	Felony	F	2	▼	-60.0%	-3
	Total		44	▲	4.8%	+2
Traffic	Infraction	I	419	▲	+16.7%	+60
	Misdemeanor	M	63	▲	+1.6%	+1
	Felony	F	3	▲	+200.0%	+2
	Civil Violation	CV	1	▲	-	+1
	Restricted Operators License	RL	1	▲	-	+1
	Capias	CA	0	▼	-100.0%	-1
	Show Cause	SC	0	▼	-100.0%	-1
	Total		487	▲	14.9%	+63
Civil	Warrant in Debt	WD	92	▲	+50.8%	+31
	Garnishment	GA	28	↔	-	-
	Unlawful Detainer	UD	5	▼	-58.3%	-7
	Other	OT	2	▲	-	-
	Preliminary Protective Order	PP	1	↔	-	-
	Admin License	AL	0	▼	-100.0%	-1
Civil Commitments	Detinue	DT	0	▼	-100.0%	-1
	Total		128	▲	20.8%	+22
	Temporary Detention Order	TD	5	▲	+25.0%	+1
	Emergency Custody Order	EC	2	↔	-	-
	Total		7	▲	16.7%	+1
GRAND TOTAL			666	▲	15.2%	+88

Dispositions by Major Case Category**

Category	Summary	Change	% Change	Absolute Change
Felony	5	▲	-16.7%	-1
Garnishment	28	↔	-	0
General Civil	93	▲	+50.0%	+31
Infraction/Civil Violation	422	▲	+16.3%	+59
Landlord /Tenant	5	▼	-58.3%	-7
Misdemeanor	98	▲	+16.7%	+14
Other	14	▼	-36.4%	-8
Protective Orders	1	↔	-	0
GRAND TOTAL	666	▲	15.2%	+88

2025 Overall GRAND TOTAL		Distribution of Caseload			Change*		Percentage (%) of Caseload		
<div>6,788</div> <div><div>2025</div><div>2024</div></div> <div>+72 1.1%</div> <div>↑</div>		<div>Criminal</div>	192	3%	21.5%	▲	+34	<div>Criminal</div>	<div>2024</div> 2.4% <div>2025</div> 2.8%
		<div>Traffic</div>	6,211	91%	-1.5%	▼	-92	<div>Traffic</div>	93.9%91.5%
		<div>Civil</div>	373	5%	52.2%	▲	+128	<div>Civil</div>	3.6%5.5%
		<div>Civil Commitments</div>	12	0%	20.0%	▲	+2	<div>Civil Commitments</div>	0.1%0.2%
		GRAND TOTAL	6,788	100%	1.1%	▲	+72	GRAND TOTAL	100%100%

Dispositions by Division & Code

Division	Case Type Description	Code	Summary	Change	% Change	Absolute Change
Criminal	Misdemeanor	M	103	▲	+7.3%	+7
	Felony	F	51	▲	+34.2%	+13
	Capias	CA	20	▲	+233.3%	+14
	Civil Violation	CV	9	▼	-40.0%	-6
	Show Cause	SC	9	▲	+200.0%	+6
	Total		192	▲	21.5%	+34
Traffic	Infraction	I	4,793	▼	-4.1%	-207
	Misdemeanor	M	1,251	▲	+1.5%	+18
	Civil Violation	CV	86	▲	+218.5%	+59
	Capias	CA	66	▲	+127.6%	+37
	Show Cause	SC	8	▼	-33.3%	-4
	Felony	F	6	▲	+200.0%	+4
	Other	O	1	▲	-	+1
	Total		6,211	▼	-1.5%	-92
Civil	Warrant in Debt	WD	164	▲	+40.2%	+47
	Garnishment	GA	143	▲	+62.5%	+55
	Unlawful Detainer	UD	28	▲	+33.3%	+7
	Admin License	AL	14	▲	+366.7%	+11
	Other	OT	7	▲	+75.0%	+3
	Impoundment	IM	4	▲	+33.3%	+1
	Abstract	AJ	3	▲	+200.0%	+2
	Motion for Judgment	MJ	3	▲	+200.0%	+2
	Tenants Assertion	TA	3	▲	+200.0%	+2
	Overweight	OC	2	▲	+100.0%	+1
	Preliminary Protective Order	PP	2	↔		-
	Bond Forfeiture	BF	0	▼	-100.0%	-1
	Detinue	DT	0	▼	-100.0%	-1
	Protective Order	PO	0	▼	-100.0%	-1
	Total		373	▲	52.2%	+128
Civil Commitments	Temporary Detention Order	TD	11	▲	+37.5%	+3
	Emergency Custody Order	EC	1	▼	-50.0%	-1
	Total		12	▲	20.0%	+2
GRAND TOTAL			6,788	▲	1.1%	+72

Dispositions by Major Case Category**

Category	Summary	Change	% Change	Absolute Change
Felony	57	▲	+42.5%	+17
Garnishment	143	▲	+62.5%	+55
General Civil	168	▲	+41.2%	+49
Infraction/Civil Violation	4,891	▲	-3.0%	-152
Landlord /Tenant	31	▲	+40.9%	+9
Misdemeanor	1,354	▲	+1.9%	+25
Other	142	▲	+97.2%	+70
Protective Orders	2	▼	-33.3%	-1
GRAND TOTAL	6,788	▲	1.1%	+72

* Compared to same time period as previous year

** Case Type Categories are defined in the 2017 Virginia Judicial Workload Assessment

The data reported reflect the case management system. The case types reported may not necessitate judicial involvement.

7/16/2025 10:55:21AM

Source: SCV-SQL-Information

2025 Overall GRAND TOTAL		Distribution of Caseload			Change*		Percentage (%) of Caseload		
<div>2025 <div></div></div> <div>2024 <div></div></div> <div>+2,423 20.9%</div> <div>↑</div>	14,028	Civil	13,613	97%	21.1% ▲	+2,371	Civil	2024 96.9%	2025 97.0%
		Civil Commitments	415	3%	14.3% ▲	+52	Civil Commitments	3.1%	3.0%
		GRAND TOTAL	14,028	100%	20.9% ▲	+2,423	GRAND TOTAL	100%	100%

Dispositions by Division & Code

Division	Case Type Description	Code	Summary	Change	% Change	Absolute Change
Civil	Garnishment	GA	5,837	▲	+125.8%	+3,252
	Warrant in Debt	WD	3,808	▲	+33.7%	+959
	Unlawful Detainer	UD	2,446	▼	-47.2%	-2,188
	Motion for Judgment	MJ	334	▲	+10.2%	+31
	Other	OT	329	▲	+8.9%	+27
	Show Cause	SC	241	▲	+346.3%	+187
	Preliminary Protective Order	PP	196	▼	-1.0%	-2
	Protective Order	PO	154	▲	+27.3%	+33
	Abstract	AJ	122	▲	+103.3%	+62
	Interrogatory	IN	97	▲	+38.6%	+27
	Detinue	DT	29	▼	-34.1%	-15
	Tenants Assertion	TA	14	▼	-26.3%	-5
	Petition-Restore Arms	PR	3	▲	-	+3
	Counterclaim	CC	1	▼	-50.0%	-1
	Emergency Substantial Risk Order	SR	1	▲	-	+1
	Petition to Require Blood Test	BT	1	▲	-	+1
	Third Party Claim	TH	0	▼	-100.0%	-1
Total			13,613	▲	21.1%	+2,371
Civil Commitments	Temporary Detention Order	TD	287	▲	+21.1%	+50
	Emergency Custody Order	EC	128	▲	+2.4%	+3
	Mental Commitment	MC	0	▼	-100.0%	-1
	Total		415	▲	14.3%	+52
GRAND TOTAL			14,028	▲	20.9%	+2,423

Dispositions by Major Case Category**

Category	Summary	Change	% Change	Absolute Change
Garnishment	5,934	▲	+123.5%	+3,279
General Civil	4,184	▲	+30.6%	+981
Landlord /Tenant	2,460	▼	-47.1%	-2,193
New to Workload Study	1	▲	-	+1
Other	1,099	▲	+41.8%	+324
Protective Orders	350	▲	+9.7%	+31
GRAND TOTAL	14,028	▲	20.9%	+2,423

2025 Overall GRAND TOTAL		Distribution of Caseload			Change*		Percentage (%) of Caseload		
4,112		Criminal	3,937	96%	-0.8%	▼	-32	2024	2025
-25 -0.6%		Traffic	175	4%	7.4%	▲	+12	95.9%	95.7%
2025		Civil	0	0%	-100.0%	▼	-5	3.9%	4.3%
2024		GRAND TOTAL	4,112	100%	-0.6%	▼	-25	0.1%	0.0%
							GRAND TOTAL	100%	100%

Dispositions by Division & Code

Division	Case Type Description	Code	Summary	Change	% Change	Absolute Change
Criminal	Misdemeanor	M	2,690	▲	+3.6%	+94
	Felony	F	1,016	▼	-13.4%	-157
	Capias	CA	89	▲	+50.8%	+30
	Show Cause	SC	75	▼	-1.3%	-1
	Civil Violation	CV	67	▲	+3.1%	+2
	Total		3,937	▼	-0.8%	-32
Traffic	Infraction	I	108	▲	+0.9%	+1
	Misdemeanor	M	55	▲	+14.6%	+7
	Felony	F	7	↔		-
	Show Cause	SC	5	▲	-	+5
	Capias	CA	0	▼	-100.0%	-1
	Total		175	▲	7.4%	+12
Civil	Bond Forfeiture	BF	0	▼	-100.0%	-5
	Total		0	▼	-100.0%	-5
GRAND TOTAL			4,112	▼	-0.6%	-25

Dispositions by Major Case Category**

Category	Summary	Change	% Change	Absolute Change
Felony	1,023	▼	-13.3%	-157
Infraction/Civil Violation	175	▲	+1.7%	+3
Misdemeanor	2,745	▲	+3.8%	+101
Other	169	▲	+19.9%	+28
GRAND TOTAL	4,112	▼	-0.6%	-25

2025 Overall GRAND TOTAL		Distribution of Caseload			Change*		Percentage (%) of Caseload		
2025	9,172	<div><div></div></div>	-386	-4.0%	<div>↓</div>		Criminal	2024	2025
								9.7%	9.8%
2024		<div></div>					Traffic	88.0%	88.6%
								2.4%	1.7%
GRAND TOTAL							GRAND TOTAL	100%	100%

Dispositions by Division & Code

Division	Case Type Description	Code	Summary	Change	% Change	Absolute Change
Criminal	Misdemeanor	M	637	▼	-0.8%	-5
	Felony	F	101	▲	+42.3%	+30
	Civil Violation	CV	88	▼	-29.0%	-36
	Show Cause	SC	40	▼	-39.4%	-26
	Capias	CA	20	▲	+81.8%	+9
	Restricted Operators License	RL	10	▼	-16.7%	-2
	Total		896	▼	-3.2%	-30
Traffic	Infraction	I	5,675	▼	-3.9%	-233
	Misdemeanor	M	2,173	▲	+0.3%	+7
	Other	O	182	▼	-12.5%	-26
	Felony	F	41	▼	-21.2%	-11
	Civil Violation	CV	40	▼	-34.4%	-21
	Show Cause	SC	8	▲	+60.0%	+3
	Capias	CA	4	▼	-20.0%	-1
	Restricted Operators License	RL	1	▼	-50.0%	-1
	Total		8,124	▼	-3.4%	-283
Civil	Admin License	AL	108	▼	-39.7%	-71
	Impoundment	IM	22	▼	-18.5%	-5
	Bond Forfeiture	BF	11	▲	+37.5%	+3
	Other	OT	9	▲	-18.2%	-2
	Restricted Operators License	RL	2	▲	-	+2
	Total		152	▼	-32.4%	-73
GRAND TOTAL			9,172	▼	-4.0%	-386

Dispositions by Major Case Category**

Category	Summary	Change	% Change	Absolute Change
Felony	142	▲	+15.4%	+19
General Civil	8	▼	-27.3%	-3
Infraction/Civil Violation	5,985	▼	-5.0%	-316
Misdemeanor	2,823	▲	+0.0%	+1
Other	214	▲	-28.9%	-87
GRAND TOTAL	9,172	▼	-4.0%	-386

2025 Overall GRAND TOTAL		Distribution of Caseload			Change*		Percentage (%) of Caseload		
<div>2025 <div></div></div> <div>2024 <div></div></div>	<div>20,938</div> <div>-208 -1.0%</div> <div>↓</div>	Criminal	3,524	17%	26.8%	▲	+744	2024	2025
		Traffic	6,185	30%	-7.9%	▼	-533	13.1%	16.8%
		Civil	10,184	49%	-2.8%	▼	-294	31.8%	29.5%
		Civil Commitments	1,045	5%	-10.7%	▼	-125	49.6%	48.6%
		GRAND TOTAL	20,938	100%	-1.0%	▼	-208	100%	100%

Dispositions by Division & Code

Division	Case Type Description	Code	Summary	Change	% Change	Absolute Change
Criminal	Misdemeanor	M	2,037	▲	+16.5%	+288
	Felony	F	989	▲	+48.9%	+325
	Show Cause	SC	229	▲	+49.7%	+76
	Capias	CA	182	▲	+31.9%	+44
	Civil Violation	CV	87	▲	+14.5%	+11
	Total		3,524	▲	26.8%	+744
Traffic	Infraction	I	3,963	▼	-15.7%	-739
	Misdemeanor	M	1,880	▼	-1.7%	-33
	Civil Violation	CV	253	▲	-	+253
	Felony	F	48	▲	+17.1%	+7
	Capias	CA	26	▼	-7.1%	-2
	Show Cause	SC	15	▼	-44.4%	-12
	Restricted Operators License	RL	0	▼	-100.0%	-7
	Total		6,185	▼	-7.9%	-533
Civil	Warrant in Debt	WD	4,298	▲	+8.3%	+330
	Garnishment	GA	2,929	▲	+12.5%	+325
	Unlawful Detainer	UD	1,747	▼	-33.7%	-889
	Other	OT	274	▲	+19.7%	+45
	Preliminary Protective Order	PP	167	▼	-13.0%	-25
	Show Cause	SC	157	▲	+5.4%	+8
	Protective Order	PO	131	▼	-8.4%	-12
	Bond Forfeiture	BF	118	▼	-23.9%	-37
	Motion for Judgment	MJ	93	▲	+36.8%	+25
	Admin License	AL	77	▼	-15.4%	-14
	Abstract	AJ	63	▼	-11.3%	-8
	Interrogatory	IN	62	▲	+10.7%	+6
	Tenants Assertion	TA	26	▲	+44.4%	+8
	Counterclaim	CC	17	↔	-	-
	Detinue	DT	15	▼	-80.3%	-61
	Impoundment	IM	8	▲	+700.0%	+7
	Petition-Restore Arms	PR	1	▲	-	+1
	Third Party Claim	TH	1	▲	-	+1
	Capias	CA	0	▼	-100.0%	-2
	Restricted Operators License	RL	0	▼	-100.0%	-2
	Total		10,184	▼	-2.8%	-294
Civil Commitments	Mental Commitment	MC	530	▲	+6.0%	+30
	Temporary Detention Order	TD	330	▼	-11.1%	-41
	Emergency Custody Order	EC	127	▼	-44.8%	-103
	Other	OT	44	▼	-17.0%	-9
	Medical Emergency Temporary Detention Order	MT	14	▼	-12.5%	-2
	Total		1,045	▼	-10.7%	-125
GRAND TOTAL			20,938	▼	-1.0%	-208

Dispositions by Major Case Category**

Category	Summary	Change	% Change	Absolute Change
Felony	1,037	▲	+47.1%	+332
Garnishment	2,991	▲	+12.4%	+331

General Civil	4,483	▲	+7.4%	+310
Infraction/Civil Violation	4,303	▲	-9.9%	-475
Involuntary Civil Commitments	44	▼	-17.0%	-9
Landlord /Tenant	1,773	▲	-33.2%	-881
Misdemeanor	3,917	▼	+6.7%	+246
Other	2,092	▲	-1.2%	-25
Protective Orders	298	▼	-11.0%	-37
GRAND TOTAL	20,938	▼	-1.0%	-208

2025 Overall GRAND TOTAL		Distribution of Caseload			Change*		Percentage (%) of Caseload		
<div>2025 <div></div></div> <div>2024 <div></div></div> <div>-52 -8.6%</div> <div>↓</div>	555	Criminal	93	17%	72.2% ▲	+39	Criminal	2024 8.9%	2025 16.8%
		Traffic	288	52%	-28.7% ▼	-116	Traffic	66.6%	51.9%
		Civil	171	31%	15.5% ▲	+23	Civil	24.4%	30.8%
		Civil Commitments	3	1%	200.0% ▲	+2	Civil Commitments	0.2%	0.5%
		GRAND TOTAL	555	100%	-8.6% ▼	-52	GRAND TOTAL	100%	100%

Dispositions by Division & Code

Division	Case Type Description	Code	Summary	Change	% Change	Absolute Change
Criminal	Misdemeanor	M	51	▲	+30.8%	+12
	Felony	F	21	▲	+250.0%	+15
	Civil Violation	CV	9	▲	+800.0%	+8
	Show Cause	SC	8	▲	+700.0%	+7
	Capias	CA	4	▼	-33.3%	-2
	Restricted Operators License	RL	0	▼	-100.0%	-1
	Total		93	▲	72.2%	+39
Traffic	Infraction	I	227	▼	-35.1%	-123
	Misdemeanor	M	50	↔	-	-
	Show Cause	SC	7	▲	+600.0%	+6
	Capias	CA	2	▲	-	+2
	Civil Violation	CV	2	▲	-	+2
	Felony	F	0	▼	-100.0%	-1
	Restricted Operators License	RL	0	▼	-100.0%	-2
	Total		288	▼	-28.7%	-116
Civil	Warrant in Debt	WD	104	▲	+44.4%	+32
	Garnishment	GA	52	▲	+10.6%	+5
	Admin License	AL	4	▲	+300.0%	+3
	Other	OT	3	▼	-50.0%	-3
	Preliminary Protective Order	PP	3	▼	-40.0%	-2
	Protective Order	PO	2	▼	-60.0%	-3
	Unlawful Detainer	UD	2	▼	-77.8%	-7
	Interrogatory	IN	1	▲	-	+1
	Abstract	AJ	0	▼	-100.0%	-1
	Counterclaim	CC	0	▼	-100.0%	-1
	Detinue	DT	0	▼	-100.0%	-1
	Total		171	▲	15.5%	+23
Civil Commitments	Temporary Detention Order	TD	2	▲	-	+2
	Emergency Custody Order	EC	1	↔	-	-
	Total		3	▲	200.0%	+2
GRAND TOTAL			555	▼	-8.6%	-52

Dispositions by Major Case Category**

Category	Summary	Change	% Change	Absolute Change
Felony	21	▲	+200.0%	+14
Garnishment	53	▲	+12.8%	+6
General Civil	104	▼	+42.5%	+31
Infraction/Civil Violation	238	▲	-32.2%	-113
Landlord /Tenant	2	▼	-77.8%	-7
Misdemeanor	101	▼	+9.8%	+9
Other	31	▲	+72.2%	+13
Protective Orders	5	▼	-50.0%	-5
GRAND TOTAL	555	▼	-8.6%	-52

2025 Overall GRAND TOTAL		Distribution of Caseload			Change*		Percentage (%) of Caseload		
<div>2025 <div></div></div> <div>2024 <div></div></div> <div>+81 1.5% ↑</div>	5,424	Criminal	745	14%	-0.8% ▼	-6	Criminal	2024 14.1%	2025 13.7%
		Traffic	3,414	63%	-4.0% ▼	-143	Traffic	66.6%	62.9%
		Civil	1,225	23%	22.6% ▲	+226	Civil	18.7%	22.6%
		Civil Commitments	40	1%	11.1% ▲	+4	Civil Commitments	0.7%	0.7%
		GRAND TOTAL	5,424	100%	1.5% ▲	+81	GRAND TOTAL	100%	100%

Dispositions by Division & Code

Division	Case Type Description	Code	Summary	Change	% Change	Absolute Change
Criminal	Misdemeanor	M	456	▼	-5.2%	-25
	Felony	F	112	▼	-22.2%	-32
	Show Cause	SC	76	▲	+94.9%	+37
	Capias	CA	75	▲	+36.4%	+20
	Civil Violation	CV	26	▼	-18.8%	-6
	Total		745	▼	-0.8%	-6
Traffic	Infraction	I	3,023	▼	-3.3%	-104
	Misdemeanor	M	379	▼	-5.7%	-23
	Show Cause	SC	6	▼	-50.0%	-6
	Felony	F	5	▼	-16.7%	-1
	Capias	CA	1	▼	-75.0%	-3
	Civil Violation	CV	0	▼	-100.0%	-4
	Restricted Operators License	RL	0	▼	-100.0%	-2
	Total		3,414	▼	-4.0%	-143
Civil	Warrant in Debt	WD	646	▲	+59.5%	+241
	Garnishment	GA	237	▲	+19.1%	+38
	Other	OT	64	▲	+6.7%	+4
	Admin License	AL	59	▲	+11.3%	+6
	Unlawful Detainer	UD	59	▼	-52.8%	-66
	Impoundment	IM	58	▲	+13.7%	+7
	Preliminary Protective Order	PP	41	▼	-12.8%	-6
	Protective Order	PO	23	▲	+21.1%	+4
	Show Cause	SC	9	▲	+200.0%	+6
	Bond Forfeiture	BF	7	▼	-12.5%	-1
	Detinue	DT	5	↔		-
	Motion for Judgment	MJ	5	▼	-16.7%	-1
	Abstract	AJ	4	▼	-50.0%	-4
	Interrogatory	IN	4	↔		-
	Petition-Restore Arms	PR	2	▲	+100.0%	+1
	Capias	CA	1	↔		-
	Tenants Assertion	TA	1	▼	-50.0%	-1
	Counterclaim	CC	0	▼	-100.0%	-2
	Total		1,225	▲	22.6%	+226
Civil Commitments	Temporary Detention Order	TD	25	▲	+8.7%	+2
	Emergency Custody Order	EC	14	▲	+27.3%	+3
	Mental Commitment	MC	1	▼	-50.0%	-1
	Total		40	▲	11.1%	+4
GRAND TOTAL			5,424	▲	1.5%	+81

Dispositions by Major Case Category**

Category	Summary	Change	% Change	Absolute Change
Felony	117	▼	-22.0%	-33
Garnishment	241	▲	+18.7%	+38
General Civil	665	▲	+58.7%	+246
Infraction/Civil Violation	3,049	▼	-3.6%	-114
Landlord /Tenant	60	▼	-52.8%	-67
Misdemeanor	835	▼	-5.6%	-50

Other	393	▲	+19.1%	+63
Protective Orders	64	▲	-3.0%	-2
<i>GRAND TOTAL</i>	5,424	▲	1.5%	+81

2025 Overall GRAND TOTAL		Distribution of Caseload			Change*		Percentage (%) of Caseload		
<div>2025 <div></div></div> <div>2024 <div></div></div> <div>↑</div>	<div>1,935</div> <div>+430</div> <div>28.6%</div>	Criminal	121	6%	4.3%	▲	+5	Criminal	2024 7.7% 2025 6.3%
		Traffic	1,514	78%	21.8%	▲	+271	Traffic	82.6% 78.2%
		Civil	294	15%	102.8%	▲	+149	Civil	9.6% 15.2%
		Civil Commitments	6	0%	500.0%	▲	+5	Civil Commitments	0.1% 0.3%
		GRAND TOTAL	1,935	100%	28.6%	▲	+430	GRAND TOTAL	100% 100%

Dispositions by Division & Code

Division	Case Type Description	Code	Summary	Change	% Change	Absolute Change
Criminal	Misdemeanor	M	95	▲	+13.1%	+11
	Felony	F	16	▼	-20.0%	-4
	Capias	CA	4	▼	-42.9%	-3
	Show Cause	SC	4	▲	+100.0%	+2
	Civil Violation	CV	2	↔		-
	Restricted Operators License	RL	0	▼	-100.0%	-1
	Total		121	▲	4.3%	+5
Traffic	Infraction	I	1,273	▲	+17.4%	+189
	Misdemeanor	M	232	▲	+49.7%	+77
	Capias	CA	4	▲	+100.0%	+2
	Show Cause	SC	4	▲	+300.0%	+3
	Restricted Operators License	RL	1	↔		-
	Total		1,514	▲	21.8%	+271
Civil	Warrant in Debt	WD	232	▲	+246.3%	+165
	Garnishment	GA	33	▼	-15.4%	-6
	Admin License	AL	8	▲	+60.0%	+3
	Other	OT	7	▼	-36.4%	-4
	Unlawful Detainer	UD	4	▼	-42.9%	-3
	Preliminary Protective Order	PP	3	▼	-50.0%	-3
	Protective Order	PO	3	▼	-40.0%	-2
	Detinue	DT	2	▼	-33.3%	-1
	Impoundment	IM	1	▲	-	+1
	Tenants Assertion	TA	1	▲	-	+1
	Abstract	AJ	0	▼	-100.0%	-1
	Counterclaim	CC	0	▼	-100.0%	-1
	Total		294	▲	102.8%	+149
Civil Commitments	Temporary Detention Order	TD	4	▲	+300.0%	+3
	Emergency Custody Order	EC	2	▲	-	+2
	Total		6	▲	500.0%	+5
GRAND TOTAL			1,935	▲	28.6%	+430

Dispositions by Major Case Category**

Category	Summary	Change	% Change	Absolute Change
Felony	16	▼	-20.0%	-4
Garnishment	33	▼	-15.4%	-6
General Civil	234	▲	+225.0%	+162
Infraction/Civil Violation	1,275	▲	+17.4%	+189
Landlord /Tenant	5	▲	-28.6%	-2
Misdemeanor	328	▼	+36.1%	+87
Other	38	▲	+31.0%	+9
Protective Orders	6	▼	-45.5%	-5
GRAND TOTAL	1,935	▲	28.6%	+430

2025 Overall GRAND TOTAL		Distribution of Caseload			Change*		Percentage (%) of Caseload			
<div>2025 2024</div> <div><div></div><div></div></div> <div>1,885 -196 -9.4%</div> <div>↓</div>		<div>Criminal</div>	206	11%	23.4%	▲	+39	<div>Criminal</div>	2024 8.0%	2025 10.9%
		<div>Traffic</div>	1,240	66%	-19.2%	▼	-295	<div>Traffic</div>	73.8%	65.8%
		<div>Civil</div>	424	22%	13.4%	▲	+50	<div>Civil</div>	18.0%	22.5%
		<div>Civil Commitments</div>	15	1%	200.0%	▲	+10	<div>Civil Commitments</div>	0.2%	0.8%
		<div>GRAND TOTAL</div>	1,885	100%	-9.4%	▼	-196	<div>GRAND TOTAL</div>	100%	100%

Dispositions by Division & Code

Division	Case Type Description	Code	Summary	Change	% Change	Absolute Change
Criminal	Misdemeanor	M	125	▲	+6.8%	+8
	Felony	F	38	▲	+35.7%	+10
	Capias	CA	20	▲	+33.3%	+5
	Show Cause	SC	18	▲	+260.0%	+13
	Civil Violation	CV	5	▲	+400.0%	+4
	Restricted Operators License	RL	0	▼	-100.0%	-1
	Total		206	▲	23.4%	+39
Traffic	Infraction	I	1,059	▼	-19.7%	-260
	Misdemeanor	M	177	▼	-12.4%	-25
	Capias	CA	2	▼	-60.0%	-3
	Civil Violation	CV	1	▼	-80.0%	-4
	Show Cause	SC	1	▼	-66.7%	-2
	Felony	F	0	▼	-100.0%	-1
	Total		1,240	▼	-19.2%	-295
Civil	Warrant in Debt	WD	220	▲	+20.2%	+37
	Garnishment	GA	122	▲	+27.1%	+26
	Other	OT	21	▼	-36.4%	-12
	Unlawful Detainer	UD	20	▼	-47.4%	-18
	Preliminary Protective Order	PP	13	▲	+116.7%	+7
	Admin License	AL	12	▲	+71.4%	+5
	Protective Order	PO	8	▲	+33.3%	+2
	Interrogatory	IN	2	▲	-	+2
	Detinue	DT	1	▲	-	+1
	Impoundment	IM	1	▼	-50.0%	-1
	Motion for Judgment	MJ	1	▲	-	+1
	Petition-Restore Arms	PR	1	▲	-	+1
	Show Cause	SC	1	▲	-	+1
	Tenants Assertion	TA	1	▲	-	+1
	Abstract	AJ	0	▼	-100.0%	-2
	Counterclaim	CC	0	▼	-100.0%	-1
	Total		424	▲	13.4%	+50
Civil Commitments	Temporary Detention Order	TD	8	▲	+100.0%	+4
	Emergency Custody Order	EC	7	▲	+600.0%	+6
	Total		15	▲	200.0%	+10
GRAND TOTAL			1,885	▼	-9.4%	-196

Dispositions by Major Case Category**

Category	Summary	Change	% Change	Absolute Change
Felony	38	▼	+31.0%	+9
Garnishment	124	▲	+29.2%	+28
General Civil	224	▲	+20.4%	+38
Infraction/Civil Violation	1,065	▲	-19.6%	-260
Landlord /Tenant	21	▲	-44.7%	-17
Misdemeanor	302	▼	-5.6%	-18
Other	90	▲	+20.0%	+15
Protective Orders	21	▲	+75.0%	+9

GRAND TOTAL	1,885	▼	-9.4%	-196
-------------	-------	---	-------	------

2025 Overall GRAND TOTAL		Distribution of Caseload			Change*		Percentage (%) of Caseload			
<div>755</div> <div>+69</div> <div>10.1%</div> <div>↑</div> <div>2025</div> <div>2024</div>		<div>Criminal</div>	106	14%	14.0%	▲	+13	<div>Criminal</div>	2024	2025
		<div>Traffic</div>	516	68%	14.4%	▲	+65	<div>Traffic</div>	13.6%	14.0%
		<div>Civil</div>	128	17%	-5.9%	▼	-8	<div>Civil</div>	65.7%	68.3%
		<div>Civil Commitments</div>	5	1%	-16.7%	▼	-1	<div>Civil</div>	19.8%	17.0%
		<div>GRAND TOTAL</div>	755	100%	10.1%	▲	+69	<div>Civil Commitments</div>	0.9%	0.7%
								<div>GRAND TOTAL</div>	100%	100%

Dispositions by Division & Code

Division	Case Type Description	Code	Summary	Change	% Change	Absolute Change
Criminal	Misdemeanor	M	64	▼	-4.5%	-3
	Felony	F	21	▲	+133.3%	+12
	Capias	CA	9	▲	+50.0%	+3
	Show Cause	SC	8	▲	+60.0%	+3
	Civil Violation	CV	4	▼	-33.3%	-2
	Total		106	▲	14.0%	+13
Traffic	Infraction	I	421	▲	+14.7%	+54
	Misdemeanor	M	91	▲	+12.3%	+10
	Felony	F	2	▲	-	+2
	Capias	CA	1	↔		-
	Show Cause	SC	1	▼	-50.0%	-1
	Total		516	▲	14.4%	+65
Civil	Warrant in Debt	WD	61	▲	+8.9%	+5
	Garnishment	GA	32	▼	-3.0%	-1
	Other	OT	13	▼		-
	Preliminary Protective Order	PP	7	▲	+16.7%	+1
	Unlawful Detainer	UD	5	▼	-61.5%	-8
	Admin License	AL	4	▼	-42.9%	-3
	Protective Order	PO	4	▼	-20.0%	-1
	Impoundment	IM	2	▲	+100.0%	+1
	Abstract	AJ	0	▼	-100.0%	-1
	Detinue	DT	0	▼	-100.0%	-1
	Total		128	▼	-5.9%	-8
Civil Commitments	Temporary Detention Order	TD	3	▼	-25.0%	-1
	Emergency Custody Order	EC	2	↔		-
	Total		5	▼	-16.7%	-1
GRAND TOTAL			755	▲	10.1%	+69

Dispositions by Major Case Category**

Category	Summary	Change	% Change	Absolute Change
Felony	23	▲	+155.6%	+14
Garnishment	32	▼	-3.0%	-1
General Civil	61	▼	+5.2%	+3
Infraction/Civil Violation	425	▼	+13.9%	+52
Landlord /Tenant	5	▼	-61.5%	-8
Misdemeanor	155	▲	+4.7%	+7
Other	43	▲	+4.9%	+2
Protective Orders	11	▼		0
GRAND TOTAL	755	▲	10.1%	+69

2025 Overall GRAND TOTAL		Distribution of Caseload			Change*		Percentage (%) of Caseload			
<div><div>767</div><div><div>2025</div><div>2024</div></div><div>-22 -2.8%</div></div>		Criminal	142	19%	52.7%	▲	+49	Criminal	2024 11.8%	2025 18.5%
		Traffic	444	58%	-14.5%	▼	-75	Traffic	65.8%	57.9%
		Civil	165	22%	-1.2%	▼	-2	Civil	21.2%	21.5%
		Civil Commitments	16	2%	60.0%	▲	+6	Civil Commitments	1.3%	2.1%
		GRAND TOTAL	767	100%	-2.8%	▼	-22	GRAND TOTAL	100%	100%

Dispositions by Division & Code

Division	Case Type Description	Code	Summary	Change	% Change	Absolute Change
Criminal	Misdemeanor	M	116	▲	+100.0%	+58
	Felony	F	11	▼	-31.3%	-5
	Capias	CA	9	↔		-
	Show Cause	SC	5	▲	+25.0%	+1
	Civil Violation	CV	1	▼	-83.3%	-5
	Total		142	▲	52.7%	+49
Traffic	Infraction	I	357	▼	-14.4%	-60
	Misdemeanor	M	79	▼	-19.4%	-19
	Capias	CA	4	▲	+300.0%	+3
	Show Cause	SC	2	▲	-	+2
	Civil Violation	CV	1	↔		-
	Felony	F	1	▼	-50.0%	-1
	Total		444	▼	-14.5%	-75
Civil	Warrant in Debt	WD	91	▲	+31.9%	+22
	Garnishment	GA	42	▲	+5.0%	+2
	Unlawful Detainer	UD	10	▼	-41.2%	-7
	Other	OT	8	▼	-42.9%	-6
	Admin License	AL	6	↔		-
	Preliminary Protective Order	PP	3	▼	-40.0%	-2
	Interrogatory	IN	2	▲	-	+2
	Abstract	AJ	1	▼	-50.0%	-1
	Detinue	DT	1	▼	-66.7%	-2
	Protective Order	PO	1	▼	-66.7%	-2
	Bond Forfeiture	BF	0	▼	-100.0%	-1
	Impoundment	IM	0	▼	-100.0%	-4
	Motion for Judgment	MJ	0	▼	-100.0%	-1
	Petition-Restore Arms	PR	0	▼	-100.0%	-1
	Tenants Assertion	TA	0	▼	-100.0%	-1
	Total		165	▼	-1.2%	-2
Civil Commitments	Temporary Detention Order	TD	12	▲	+100.0%	+6
	Emergency Custody Order	EC	4	↔		-
	Total		16	▲	60.0%	+6
GRAND TOTAL			767	▼	-2.8%	-22

Dispositions by Major Case Category**

Category	Summary	Change	% Change	Absolute Change
Felony	12	▼	-33.3%	-6
Garnishment	44	▲	+10.0%	+4
General Civil	92	▼	+19.5%	+15
Infraction/Civil Violation	359	▼	-15.3%	-65
Landlord /Tenant	10	▼	-44.4%	-8
Misdemeanor	195	▲	+25.0%	+39
Other	51	▲	+6.3%	+3
Protective Orders	4	▼	-50.0%	-4
GRAND TOTAL	767	▼	-2.8%	-22

2025 Overall GRAND TOTAL		Distribution of Caseload			Change*		Percentage (%) of Caseload			
<div>2025 <div></div></div> <div>2024 <div></div></div> <div>↑</div>	<div>4,970</div> <div>+380</div> <div>8.3%</div>	Criminal	566	11%	-6.4%	▼	-39	Criminal	2024 13.2%	2025 11.4%
		Traffic	3,804	77%	8.8%	▲	+307	Traffic	76.2%	76.5%
		Civil	595	12%	23.4%	▲	+113	Civil	10.5%	12.0%
		Civil Commitments	5	0%	-16.7%	▼	-1	Civil Commitments	0.1%	0.1%
		GRAND TOTAL	4,970	100%	8.3%	▲	+380	GRAND TOTAL	100%	100%

Dispositions by Division & Code

Division	Case Type Description	Code	Summary	Change	% Change	Absolute Change
Criminal	Misdemeanor	M	370	▲	+14.2%	+46
	Felony	F	87	▼	-56.3%	-112
	Capias	CA	53	▲	+12.8%	+6
	Show Cause	SC	35	▲	+66.7%	+14
	Civil Violation	CV	21	▲	+50.0%	+7
	Total		566	▼	-6.4%	-39
Traffic	Infraction	I	2,482	▲	+12.4%	+274
	Misdemeanor	M	1,220	▲	+3.3%	+39
	Capias	CA	38	▼	-25.5%	-13
	Show Cause	SC	30	▼	-18.9%	-7
	Civil Violation	CV	24	▲	+118.2%	+13
	Felony	F	9	↔		-
	Other	O	1	▲	-	+1
	Total		3,804	▲	8.8%	+307
Civil	Warrant in Debt	WD	320	▲	+42.9%	+96
	Garnishment	GA	141	▲	+17.5%	+21
	Admin License	AL	49	▲	+14.0%	+6
	Other	OT	21	▲	-8.7%	-2
	Impoundment	IM	14	▲	+55.6%	+5
	Bond Forfeiture	BF	12	▲	+140.0%	+7
	Protective Order	PO	11	▲	+83.3%	+5
	Unlawful Detainer	UD	10	▼	-47.4%	-9
	Preliminary Protective Order	PP	8	▼	-50.0%	-8
	Show Cause	SC	3	▼	-25.0%	-1
	Motion for Judgment	MJ	2	↔		-
	Abstract	AJ	1	▼	-80.0%	-4
	Counterclaim	CC	1	▲	-	+1
	Detinue	DT	1	▼	-50.0%	-1
	Interrogatory	IN	1	▼	-75.0%	-3
	Total		595	▲	23.4%	+113
Civil Commitments	Temporary Detention Order	TD	3	↔		-
	Emergency Custody Order	EC	2	▼	-33.3%	-1
	Total		5	▼	-16.7%	-1
GRAND TOTAL			4,970	▲	8.3%	+380

Dispositions by Major Case Category**

Category	Summary	Change	% Change	Absolute Change
Felony	96	▼	-53.8%	-112
Garnishment	142	▼	+14.5%	+18
General Civil	334	▲	+41.5%	+98
Infraction/Civil Violation	2,528	▲	+13.2%	+295
Landlord /Tenant	10	▼	-47.4%	-9
Misdemeanor	1,590	▲	+5.6%	+85
Other	251	▲	+3.3%	+8
Protective Orders	19	▲	-13.6%	-3

GRAND TOTAL	4,970	▲	8.3%	+380
-------------	-------	---	------	------

2025 Overall GRAND TOTAL		Distribution of Caseload			Change*		Percentage (%) of Caseload		
<div>2025 <div></div></div> <div>2024 <div></div></div> <div>+891 11.2% ↑</div>	8,843	Criminal	1,156	13%	8.2% ▲	+88	Criminal	2024 13.4%	2025 13.1%
		Traffic	4,430	50%	12.2% ▲	+481	Traffic	49.7%	50.1%
		Civil	2,040	23%	2.4% ▲	+47	Civil	25.1%	23.1%
		Civil Commitments	1,217	14%	29.2% ▲	+275	Civil Commitments	11.8%	13.8%
		GRAND TOTAL	8,843	100%	11.2% ▲	+891	GRAND TOTAL	100%	100%

Dispositions by Division & Code

Division	Case Type Description	Code	Summary	Change	% Change	Absolute Change
Criminal	Misdemeanor	M	551	▼	-6.3%	-37
	Felony	F	280	▲	+16.2%	+39
	Capias	CA	187	▲	+28.1%	+41
	Show Cause	SC	100	▲	+100.0%	+50
	Civil Violation	CV	28	▲	+3.7%	+1
	Motion	MO	10	▼	-37.5%	-6
	Total		1,156	▲	8.2%	+88
Traffic	Infraction	I	3,322	▲	+9.7%	+295
	Misdemeanor	M	978	▲	+18.7%	+154
	Capias	CA	63	▲	+142.3%	+37
	Show Cause	SC	36	▲	+20.0%	+6
	Felony	F	19	▲	+26.7%	+4
	Civil Violation	CV	11	▼	-56.0%	-14
	Other	O	1	▲	-	+1
	Restricted Operators License	RL	0	▼	-100.0%	-2
	Total		4,430	▲	12.2%	+481
Civil	Warrant in Debt	WD	914	▲	+22.4%	+167
	Garnishment	GA	505	▲	+28.2%	+111
	Unlawful Detainer	UD	288	▼	-42.9%	-216
	Other	OT	74	▼	-19.6%	-18
	Admin License	AL	53	▲	+32.5%	+13
	Preliminary Protective Order	PP	41	▼	-21.2%	-11
	Show Cause	SC	37	▲	+85.0%	+17
	Protective Order	PO	31	▼	-24.4%	-10
	Interrogatory	IN	30	▲	+7.1%	+2
	Abstract	AJ	22	▲	+175.0%	+14
	Bond Forfeiture	BF	13	▼	-7.1%	-1
	Impoundment	IM	12	▼	-40.0%	-8
	Motion for Judgment	MJ	12	▲	+100.0%	+6
	Detinue	DT	4	▼	-71.4%	-10
	Capias	CA	1	▼	-66.7%	-2
	Counterclaim	CC	1	↔	-	-
	Overweight	OC	1	↔	-	-
	Tenants Assertion	TA	1	▼	-85.7%	-6
	Petition-Restore Arms	PR	0	▼	-100.0%	-1
	Total		2,040	▲	2.4%	+47
Civil Commitments	Mental Commitment	MC	727	▲	+27.5%	+157
	Other	OT	359	▲	+40.2%	+103
	Temporary Detention Order	TD	88	▲	+1.1%	+1
	Emergency Custody Order	EC	42	▲	+44.8%	+13
	Petition	PT	1	▲	-	+1
	Total		1,217	▲	29.2%	+275
GRAND TOTAL			8,843	▲	11.2%	+891

Dispositions by Major Case Category**				
Category	Summary	Change	% Change	Absolute Change
Felony	299	▲	+16.8%	+43
Garnishment	535	▲	+26.8%	+113
General Civil	937	▼	+20.1%	+157
Infraction/Civil Violation	3,363	▲	+9.2%	+283
Involuntary Civil Commitments	360	▲	+40.6%	+104
Landlord /Tenant	289	▼	-43.4%	-222
Misdemeanor	1,529	▼	+8.1%	+115
Other	1,459	▲	+28.0%	+319
Protective Orders	72	▼	-22.6%	-21
GRAND TOTAL	8,843	▲	11.2%	+891

2025 Overall GRAND TOTAL		Distribution of Caseload			Change*		Percentage (%) of Caseload		
<div>2025 <div></div></div> <div>2024 <div></div></div> <div>9,538</div> <div>+521 5.8%</div> <div>↑</div>	Criminal	1,142	12%	28.5%	▲	+253	Criminal	2024 9.9%	2025 12.0%
	Traffic	6,497	68%	2.4%	▲	+153	Traffic	70.4%	68.1%
	Civil	1,849	19%	6.5%	▲	+113	Civil	19.3%	19.4%
	Civil Commitments	50	1%	4.2%	▲	+2	Civil Commitments	0.5%	0.5%
	GRAND TOTAL	9,538	100%	5.8%	▲	+521	GRAND TOTAL	100%	100%

Dispositions by Division & Code

Division	Case Type Description	Code	Summary	Change	% Change	Absolute Change
Criminal	Misdemeanor	M	604	▲	+18.4%	+94
	Felony	F	304	▲	+34.5%	+78
	Capias	CA	136	▲	+72.2%	+57
	Show Cause	SC	78	▲	+62.5%	+30
	Civil Violation	CV	20	▼	-23.1%	-6
	Total		1,142	▲	28.5%	+253
Traffic	Infraction	I	5,139	▲	+3.4%	+169
	Misdemeanor	M	1,281	▼	-4.3%	-57
	Felony	F	30	▲	+275.0%	+22
	Civil Violation	CV	23	▲	-	+23
	Capias	CA	14	▼	-36.4%	-8
	Show Cause	SC	10	▲	+66.7%	+4
	Total		6,497	▲	2.4%	+153
Civil	Warrant in Debt	WD	905	▲	+24.3%	+177
	Garnishment	GA	471	▲	+21.4%	+83
	Unlawful Detainer	UD	186	▼	-41.0%	-129
	Other	OT	73	▼	-17.0%	-15
	Admin License	AL	52	▼	-3.7%	-2
	Preliminary Protective Order	PP	38	▲	+15.2%	+5
	Impoundment	IM	33	▼	-19.5%	-8
	Protective Order	PO	29	▲	+38.1%	+8
	Zoning Violation	ZO	19	▲	+533.3%	+16
	Motion for Judgment	MJ	15	▲	+87.5%	+7
	Abstract	AJ	10	▼	-64.3%	-18
	Interrogatory	IN	8	▼	-27.3%	-3
	Detinue	DT	3	▼	-57.1%	-4
	Show Cause	SC	3	▼	-50.0%	-3
	Tenants Assertion	TA	2	▲	+100.0%	+1
	Overweight	OC	1	▲	-	+1
	Petition to Require Blood Test	BT	1	▲	-	+1
	Counterclaim	CC	0	▼	-100.0%	-3
	Petition-Restore Arms	PR	0	▼	-100.0%	-1
	Total		1,849	▲	6.5%	+113
Civil Commitments	Temporary Detention Order	TD	37	▲	+12.1%	+4
	Emergency Custody Order	EC	10	▼	-16.7%	-2
	Medical Emergency Temporary Detention Order	MT	2	▼	-33.3%	-1
	Other	OT	1	▲	-	+1
	Total		50	▲	4.2%	+2
GRAND TOTAL			9,538	▲	5.8%	+521

Dispositions by Major Case Category**

Category	Summary	Change	% Change	Absolute Change
Felony	334	▲	+42.7%	+100
Garnishment	479	▼	+20.1%	+80
General Civil	928	▼	+23.1%	+174
Infraction/Civil Violation	5,183	▲	+3.7%	+187
Involuntary Civil Commitments	1	▲	-	+1

Landlord /Tenant	188	▲	-40.5%	-128
Misdemeanor	1,904	▲	+2.9%	+53
Other	454	▲	+9.9%	+41
Protective Orders	67	▲	+24.1%	+13
GRAND TOTAL	9,538	▲	5.8%	+521

2025 Overall GRAND TOTAL		Distribution of Caseload			Change*		Percentage (%) of Caseload		
<div>2025 <div></div></div> <div>2024 <div></div></div> <div>+636</div> <div>34.8%</div> <div>↑</div>	2,465	Criminal	249	10%	4.6% ▲	+11	Criminal	2024	2025
		Traffic	1,708	69%	50.6% ▲	+574	Traffic	13.0%	10.1%
		Civil	500	20%	12.1% ▲	+54	Civil	62.0%	69.3%
		Civil Commitments	8	0%	-27.3% ▼	-3	Civil Commitments	24.4%	20.3%
		GRAND TOTAL	2,465	100%	34.8% ▲	+636	GRAND TOTAL	0.6%	0.3%
							GRAND TOTAL	100%	100%

Dispositions by Division & Code

Division	Case Type Description	Code	Summary	Change	% Change	Absolute Change
Criminal	Misdemeanor	M	129	▼	-0.8%	-1
	Felony	F	72	▲	+10.8%	+7
	Show Cause	SC	20	▲	+17.6%	+3
	Capias	CA	19	↔		-
	Civil Violation	CV	9	▲	+28.6%	+2
	Total		249	▲	4.6%	+11
Traffic	Infraction	I	1,442	▲	+60.8%	+545
	Misdemeanor	M	247	▲	+15.4%	+33
	Show Cause	SC	8	▼	-11.1%	-1
	Felony	F	6	▼	-33.3%	-3
	Capias	CA	5	↔		-
	Total		1,708	▲	50.6%	+574
Civil	Warrant in Debt	WD	220	▼	-3.5%	-8
	Garnishment	GA	141	▲	+45.4%	+44
	Detinue	DT	35	▲	+12.9%	+4
	Other	OT	27	▲	+107.7%	+14
	Admin License	AL	15	▲	+275.0%	+11
	Protective Order	PO	15	▼	-6.3%	-1
	Preliminary Protective Order	PP	14	▼	-12.5%	-2
	Unlawful Detainer	UD	13	▼	-35.0%	-7
	Show Cause	SC	10	▲	+11.1%	+1
	Impoundment	IM	5	▲	-	+5
	Interrogatory	IN	3	▲	+50.0%	+1
	Abstract	AJ	1	▼	-50.0%	-1
	Overweight	OC	1	▲	-	+1
	Bond Forfeiture	BF	0	▼	-100.0%	-3
	Motion for Judgment	MJ	0	▼	-100.0%	-1
	Zoning Violation	ZO	0	▼	-100.0%	-4
	Total		500	▲	12.1%	+54
Civil Commitments	Temporary Detention Order	TD	5	▲	+25.0%	+1
	Emergency Custody Order	EC	3	▼	-57.1%	-4
	Total		8	▼	-27.3%	-3
GRAND TOTAL			2,465	▲	34.8%	+636

Dispositions by Major Case Category**

Category	Summary	Change	% Change	Absolute Change
Felony	78	▼	+5.4%	+4
Garnishment	144	▲	+45.5%	+45
General Civil	258	▲	-1.1%	-3
Infraction/Civil Violation	1,452	▲	+60.6%	+548
Landlord /Tenant	13	▼	-35.0%	-7
Misdemeanor	376	▼	+8.0%	+28
Other	115	▲	+26.4%	+24
Protective Orders	29	▼	-9.4%	-3
GRAND TOTAL		▲	34.8%	+636

* Compared to same time period as previous year

** Case Type Categories are defined in the 2017 Virginia Judicial Workload Assessment

The data reported reflect the case management system. The case types reported may not necessitate judicial involvement.

7/16/2025 10:55:21AM

Source: SCV-SQL-Information

2025 Overall GRAND TOTAL		Distribution of Caseload			Change*		Percentage (%) of Caseload		
<div>2025 <div></div></div> <div>2024 <div></div></div> <div>+174</div> <div>10.2%</div> <div>↑</div>	1,884	Criminal	215	11%	-17.0%	▼	-44	Criminal	2024 15.1% 2025 11.4%
		Traffic	1,219	65%	11.4%	▲	+125	Traffic	64.0% 64.7%
		Civil	439	23%	27.2%	▲	+94	Civil	20.2% 23.3%
		Civil Commitments	11	1%	-8.3%	▼	-1	Civil Commitments	0.7% 0.6%
		GRAND TOTAL	1,884	100%	10.2%	▲	+174	GRAND TOTAL	100% 100%

Dispositions by Division & Code

Division	Case Type Description	Code	Summary	Change	% Change	Absolute Change
Criminal	Misdemeanor	M	111	▼	-30.6%	-49
	Felony	F	56	▲	+3.7%	+2
	Show Cause	SC	26	▲	+23.8%	+5
	Capias	CA	20	▲	+5.3%	+1
	Civil Violation	CV	2	▼	-60.0%	-3
	Total		215	▼	-17.0%	-44
Traffic	Infraction	I	973	▲	+8.2%	+74
	Misdemeanor	M	212	▲	+12.2%	+23
	Civil Violation	CV	23	▲	+1,050.0%	+21
	Show Cause	SC	10	▲	+233.3%	+7
	Capias	CA	1	▲	-	+1
	Felony	F	0	▼	-100.0%	-1
	Total		1,219	▲	11.4%	+125
Civil	Warrant in Debt	WD	250	▲	+60.3%	+94
	Garnishment	GA	97	▲	+36.6%	+26
	Other	OT	22	▼	-4.3%	-1
	Impoundment	IM	15	▼	-37.5%	-9
	Unlawful Detainer	UD	13	▼	-38.1%	-8
	Preliminary Protective Order	PP	12	▼	-29.4%	-5
	Protective Order	PO	12	▲	+9.1%	+1
	Admin License	AL	10	▼	-28.6%	-4
	Detinue	DT	4	↔	-	-
	Show Cause	SC	3	▲	+200.0%	+2
	Interrogatory	IN	1	▲	-	+1
	Bond Forfeiture	BF	0	▼	-100.0%	-1
	Motion for Judgment	MJ	0	▼	-100.0%	-2
	Total		439	▲	27.2%	+94
Civil Commitments	Temporary Detention Order	TD	9	▼	-10.0%	-1
	Emergency Custody Order	EC	2	▲	+100.0%	+1
	Mental Commitment	MC	0	▼	-100.0%	-1
	Total		11	▼	-8.3%	-1
GRAND TOTAL			1,884	▲	10.2%	+174

Dispositions by Major Case Category**

Category	Summary	Change	% Change	Absolute Change
Felony	56	▼	+1.8%	+1
Garnishment	98	▲	+38.0%	+27
General Civil	255	▼	+55.5%	+91
Infraction/Civil Violation	998	▲	+10.2%	+92
Landlord /Tenant	13	▼	-38.1%	-8
Misdemeanor	323	▼	-7.4%	-26
Other	117	▲	+0.9%	+1
Protective Orders	24	▼	-14.3%	-4
GRAND TOTAL	1,884	▲	10.2%	+174

2025 Overall GRAND TOTAL		Distribution of Caseload			Change*		Percentage (%) of Caseload			
<div>2025 <div></div></div> <div>2024 <div></div></div>	<div>1,623</div> <div>-23</div> <div>-1.4%</div> <div></div>	Criminal	124	8%	-26.6%	▼	-45	Criminal	2024 10.3%	2025 7.6%
		Traffic	1,217	75%	-2.3%	▼	-29	Traffic	75.7%	75.0%
		Civil	268	17%	19.6%	▲	+44	Civil	13.6%	16.5%
		Civil Commitments	14	1%	100.0%	▲	+7	Civil Commitments	0.4%	0.9%
		GRAND TOTAL	1,623	100%	-1.4%	▼	-23	GRAND TOTAL	100%	100%

Dispositions by Division & Code

Division	Case Type Description	Code	Summary	Change	% Change	Absolute Change
Criminal	Misdemeanor	M	69	▼	-35.5%	-38
	Felony	F	39	▼	-15.2%	-7
	Show Cause	SC	12	▲	+20.0%	+2
	Capias	CA	4	↔		-
	Civil Violation	CV	0	▼	-100.0%	-2
	Total		124	▼	-26.6%	-45
Traffic	Infraction	I	1,047	▲	+3.3%	+33
	Misdemeanor	M	153	▼	-27.8%	-59
	Capias	CA	6	▼	-14.3%	-1
	Show Cause	SC	6	▼	-45.5%	-5
	Felony	F	5	▲	+150.0%	+3
	Total		1,217	▼	-2.3%	-29
Civil	Warrant in Debt	WD	141	▲	+16.5%	+20
	Garnishment	GA	67	▲	+34.0%	+17
	Other	OT	23	▼		-
	Admin License	AL	9	▲	+200.0%	+6
	Unlawful Detainer	UD	6	▼	-33.3%	-3
	Preliminary Protective Order	PP	5	▲	+25.0%	+1
	Protective Order	PO	5	▲	+25.0%	+1
	Impoundment	IM	4	▲	+33.3%	+1
	Interrogatory	IN	3	▲	-	+3
	Bond Forfeiture	BF	2	▼	-50.0%	-2
	Detinue	DT	2	▲	+100.0%	+1
	Abstract	AJ	1	↔		-
	Tenants Assertion	TA	0	▼	-100.0%	-1
	Total		268	▲	19.6%	+44
Civil Commitments	Temporary Detention Order	TD	11	▲	+83.3%	+5
	Emergency Custody Order	EC	3	▲	+200.0%	+2
	Total		14	▲	100.0%	+7
GRAND TOTAL			1,623	▼	-1.4%	-23

Dispositions by Major Case Category**

Category	Summary	Change	% Change	Absolute Change
Felony	44	▲	-8.3%	-4
Garnishment	70	▲	+40.0%	+20
General Civil	143	▲	+16.3%	+20
Infraction/Civil Violation	1,047	▼	+3.1%	+31
Landlord /Tenant	6	▼	-40.0%	-4
Misdemeanor	222	▼	-30.4%	-97
Other	81	▲	+12.5%	+9
Protective Orders	10	▲	+25.0%	+2
GRAND TOTAL	1,623	▼	-1.4%	-23

2025 Overall GRAND TOTAL		Distribution of Caseload			Change*		Percentage (%) of Caseload		
<div>2025 <div></div></div> <div>2024 <div></div></div> <div>-354 -26.8%</div> <div>↓</div>	969	Criminal	100	10%	0.0%	0	Criminal	2024 7.6%	2025 10.3%
		Traffic	614	63%	-38.5% ▼	-384	Traffic	75.4%	63.4%
		Civil	250	26%	15.2% ▲	+33	Civil	16.4%	25.8%
		Civil Commitments	5	1%	-37.5% ▼	-3	Civil Commitments	0.6%	0.5%
		GRAND TOTAL	969	100%	-26.8% ▼	-354	GRAND TOTAL	100%	100%

Dispositions by Division & Code

Division	Case Type Description	Code	Summary	Change	% Change	Absolute Change
Criminal	Misdemeanor	M	64	▼	-3.0%	-2
	Show Cause	SC	18	▲	+200.0%	+12
	Capias	CA	10	▲	+100.0%	+5
	Felony	F	8	▼	-65.2%	-15
	Total		100		0.0%	0
Traffic	Infraction	I	512	▼	-39.1%	-329
	Misdemeanor	M	96	▼	-36.8%	-56
	Show Cause	SC	3	↔		-
	Capias	CA	2	↔		-
	Felony	F	1	▲	-	+1
	Total		614	▼	-38.5%	-384
Civil	Warrant in Debt	WD	136	▲	+20.4%	+23
	Garnishment	GA	62	▲	+12.7%	+7
	Other	OT	22	▲	+37.5%	+6
	Protective Order	PO	7	▲	+133.3%	+4
	Unlawful Detainer	UD	7	▼	-46.2%	-6
	Preliminary Protective Order	PP	6	▼	-33.3%	-3
	Bond Forfeiture	BF	3	▲	-	+3
	Abstract	AJ	2	▼	-33.3%	-1
	Admin License	AL	1	▼	-50.0%	-1
	Capias	CA	1	▲	-	+1
	Detinue	DT	1	↔		-
	Interrogatory	IN	1	▲	-	+1
	Motion for Judgment	MJ	1	▲	-	+1
	Restricted Operators License	RL	0	▼	-100.0%	-1
	Show Cause	SC	0	▼	-100.0%	-1
	Total		250	▲	15.2%	+33
Civil Commitments	Temporary Detention Order	TD	3	▼	-50.0%	-3
	Emergency Custody Order	EC	2	↔		-
	Total		5	▼	-37.5%	-3
GRAND TOTAL			969	▼	-26.8%	-354

Dispositions by Major Case Category**

Category	Summary	Change	% Change	Absolute Change
Felony	9	▲	-60.9%	-14
Garnishment	63	▲	+14.5%	+8
General Civil	138	▲	+21.1%	+24
Infraction/Civil Violation	512	▼	-39.1%	-329
Landlord /Tenant	7	▼	-46.2%	-6
Misdemeanor	160	▼	-26.9%	-59
Other	67	▲	+45.7%	+21
Protective Orders	13	▲	+8.3%	+1
GRAND TOTAL	969	▼	-26.8%	-354

2025 Overall GRAND TOTAL		Distribution of Caseload			Change*		Percentage (%) of Caseload		
<div>2025 <div></div></div> <div>2024 <div></div></div> <div>↑</div>	<div>4,411</div> <div>+133</div> <div>3.1%</div>	Criminal	787	18%	14.9%	▲	+102	Criminal	2024 16.0% 2025 17.8%
		Traffic	2,640	60%	-3.4%	▼	-93	Traffic	63.9% 59.9%
		Civil	947	21%	15.8%	▲	+129	Civil	19.1% 21.5%
		Civil Commitments	37	1%	-11.9%	▼	-5	Civil Commitments	1.0% 0.8%
		GRAND TOTAL	4,411	100%	3.1%	▲	+133	GRAND TOTAL	100% 100%

Dispositions by Division & Code

Division	Case Type Description	Code	Summary	Change	% Change	Absolute Change
Criminal	Misdemeanor	M	415	▲	+7.5%	+29
	Felony	F	151	▼	-6.2%	-10
	Capias	CA	114	▲	+86.9%	+53
	Show Cause	SC	77	▲	+48.1%	+25
	Civil Violation	CV	18	▼	-10.0%	-2
	Restricted Operators License	RL	11	▲	+120.0%	+6
	Motion	MO	1	▲	-	+1
	Total		787	▲	14.9%	+102
Traffic	Infraction	I	2,021	▼	-5.5%	-118
	Misdemeanor	M	566	▲	+6.6%	+35
	Show Cause	SC	25	▼	-21.9%	-7
	Capias	CA	21	↔	-	-
	Felony	F	5	▲	+25.0%	+1
	Civil Violation	CV	1	↔	-	-
	Restricted Operators License	RL	1	▼	-75.0%	-3
	Motion	MO	0	▼	-100.0%	-1
	Total		2,640	▼	-3.4%	-93
Civil	Warrant in Debt	WD	508	▲	+52.1%	+174
	Garnishment	GA	251	▲	+1.2%	+3
	Other	OT	57	▼	-5.0%	-3
	Unlawful Detainer	UD	29	▼	-34.1%	-15
	Preliminary Protective Order	PP	22	▼	-29.0%	-9
	Bond Forfeiture	BF	21	▲	+200.0%	+14
	Admin License	AL	20	▼	-52.4%	-22
	Detinue	DT	14	▼	-46.2%	-12
	Impoundment	IM	8	▲	+33.3%	+2
	Protective Order	PO	6	▼	-33.3%	-3
	Interrogatory	IN	3	▼	-40.0%	-2
	Abstract	AJ	2	▲	+100.0%	+1
	Capias	CA	2	▲	-	+2
	Show Cause	SC	2	▼	-50.0%	-2
	Motion for Judgment	MJ	1	▲	-	+1
	Petition-Restore Arms	PR	1	↔	-	-
	Total		947	▲	15.8%	+129
Civil Commitments	Temporary Detention Order	TD	26	▲	+4.0%	+1
	Emergency Custody Order	EC	11	▼	-31.3%	-5
	Mental Commitment	MC	0	▼	-100.0%	-1
	Total		37	▼	-11.9%	-5
GRAND TOTAL			4,411	▲	3.1%	+133

Dispositions by Major Case Category**

Category	Summary	Change	% Change	Absolute Change
Felony	156	▲	-5.5%	-9
Garnishment	254	▼	+0.4%	+1
General Civil	527	▲	+44.4%	+162
Infraction/Civil Violation	2,040	▼	-5.6%	-120
Landlord /Tenant	29	▼	-34.1%	-15

Misdemeanor	993	▲	+7.2%	+67
Other	384	▲	+18.2%	+59
Protective Orders	28	▼	-30.0%	-12
<i>GRAND TOTAL</i>	4,411	▲	3.1%	+133

2025 Overall GRAND TOTAL		Distribution of Caseload			Change*		Percentage (%) of Caseload		
<div>2025 <div></div></div> <div>2024 <div></div></div> <div>+277 29.0%</div> <div>↑</div>	1,233	Criminal	134	11%	-15.7%	▼	-25	Criminal	2024 16.6% 2025 10.9%
		Traffic	883	72%	57.4%	▲	+322	Traffic	58.7% 71.6%
		Civil	206	17%	-12.3%	▼	-29	Civil	24.6% 16.7%
		Civil Commitments	10	1%	900.0%	▲	+9	Civil Commitments	0.1% 0.8%
		GRAND TOTAL	1,233	100%	29.0%	▲	+277	GRAND TOTAL	100% 100%

Dispositions by Division & Code

Division	Case Type Description	Code	Summary	Change	% Change	Absolute Change
Criminal	Misdemeanor	M	63	▼	-35.1%	-34
	Felony	F	37	▲	+2.8%	+1
	Capias	CA	15	▲	+150.0%	+9
	Show Cause	SC	15	↔		-
	Civil Violation	CV	4	▼	-20.0%	-1
	Total		134	▼	-15.7%	-25
Traffic	Infraction	I	726	▲	+59.9%	+272
	Misdemeanor	M	151	▲	+45.2%	+47
	Show Cause	SC	3	▲	+200.0%	+2
	Felony	F	2	▲	+100.0%	+1
	Capias	CA	1	↔		-
	Total		883	▲	57.4%	+322
Civil	Warrant in Debt	WD	103	▼	-12.0%	-14
	Garnishment	GA	56	▲	+7.7%	+4
	Other	OT	16	▲	-30.4%	-7
	Unlawful Detainer	UD	10	▼	-52.4%	-11
	Preliminary Protective Order	PP	7	▼	-22.2%	-2
	Protective Order	PO	5	▼	-37.5%	-3
	Detinue	DT	3	▲	+200.0%	+2
	Admin License	AL	2	▲	+100.0%	+1
	Bond Forfeiture	BF	1	▲	-	+1
	Impoundment	IM	1	▲	-	+1
	Interrogatory	IN	1	↔		-
	Show Cause	SC	1	▲	-	+1
	Abstract	AJ	0	▼	-100.0%	-1
	Motion for Judgment	MJ	0	▼	-100.0%	-1
	Total		206	▼	-12.3%	-29
Civil Commitments	Temporary Detention Order	TD	9	▲	+800.0%	+8
	Emergency Custody Order	EC	1	▲	-	+1
	Total		10	▲	900.0%	+9
GRAND TOTAL			1,233	▲	29.0%	+277

Dispositions by Major Case Category**

Category	Summary	Change	% Change	Absolute Change
Felony	39	▲	+5.4%	+2
Garnishment	57	▲	+7.5%	+4
General Civil	108	▲	-10.0%	-12
Infraction/Civil Violation	730	▲	+59.0%	+271
Landlord /Tenant	10	▼	-52.4%	-11
Misdemeanor	214	▲	+6.5%	+13
Other	63	▲	+31.3%	+15
Protective Orders	12	▼	-29.4%	-5
GRAND TOTAL	1,233	▲	29.0%	+277

2025 Overall GRAND TOTAL		Distribution of Caseload			Change*		Percentage (%) of Caseload			
<div>2025 <div></div></div> <div>2024 <div></div></div>	<div>5,852</div> <div>-588</div> <div>-9.1%</div> <div></div>	Criminal	535	9%	-19.4%	▼	-129	Criminal	2024 10.3%	2025 9.1%
		Traffic	4,378	75%	-10.6%	▼	-520	Traffic	76.1%	74.8%
		Civil	900	15%	9.0%	▲	+74	Civil	12.8%	15.4%
		Civil Commitments	39	1%	-25.0%	▼	-13	Civil Commitments	0.8%	0.7%
		GRAND TOTAL	5,852	100%	-9.1%	▼	-588	GRAND TOTAL	100%	100%

Dispositions by Division & Code

Division	Case Type Description	Code	Summary	Change	% Change	Absolute Change
Criminal	Misdemeanor	M	278	▼	-29.3%	-115
	Felony	F	113	▼	-15.7%	-21
	Show Cause	SC	72	▲	+2.9%	+2
	Capias	CA	60	▲	+17.6%	+9
	Civil Violation	CV	12	▼	-25.0%	-4
	Total		535	▼	-19.4%	-129
Traffic	Infraction	I	3,318	▼	-9.3%	-342
	Misdemeanor	M	1,027	▼	-14.5%	-174
	Show Cause	SC	14	↔	-	-
	Capias	CA	12	▼	-25.0%	-4
	Felony	F	6	▲	+20.0%	+1
	Civil Violation	CV	1	▼	-50.0%	-1
	Total		4,378	▼	-10.6%	-520
Civil	Warrant in Debt	WD	462	▲	+45.3%	+144
	Garnishment	GA	242	▲	+20.4%	+41
	Other	OT	39	▲	-17.0%	-8
	Detinue	DT	36	▼	-46.3%	-31
	Unlawful Detainer	UD	36	▼	-53.8%	-42
	Admin License	AL	19	▲	+26.7%	+4
	Protective Order	PO	19	▼	-24.0%	-6
	Bond Forfeiture	BF	14	▼	-44.0%	-11
	Preliminary Protective Order	PP	14	▼	-30.0%	-6
	Impoundment	IM	8	▼	-27.3%	-3
	Interrogatory	IN	4	↔	-	-
	Motion for Judgment	MJ	3	▼	-25.0%	-1
	Abstract	AJ	1	▼	-85.7%	-6
	Overweight	OC	1	▲	-	+1
	Show Cause	SC	1	▼	-66.7%	-2
	Tenants Assertion	TA	1	▲	-	+1
	Petition-Restore Arms	PR	0	▼	-100.0%	-1
	Total		900	▲	9.0%	+74
Civil Commitments	Temporary Detention Order	TD	18	▼	-43.8%	-14
	Emergency Custody Order	EC	16	▼	-15.8%	-3
	Mental Commitment	MC	3	▲	+200.0%	+2
	Medical Emergency Temporary Detention Order	MT	2	▲	-	+2
	Total		39	▼	-25.0%	-13
GRAND TOTAL			5,852	▼	-9.1%	-588

Dispositions by Major Case Category**

Category	Summary	Change	% Change	Absolute Change
Felony	119	▲	-14.4%	-20
Garnishment	246	▲	+20.0%	+41
General Civil	504	▼	+28.6%	+112
Infraction/Civil Violation	3,332	▲	-9.4%	-346
Landlord /Tenant	37	▲	-52.6%	-41
Misdemeanor	1,305	▼	-18.1%	-289

Other	276	▲	-10.7%	-33
Protective Orders	33	▼	-26.7%	-12
<i>GRAND TOTAL</i>	5,852	▼	-9.1%	-588

2025 Overall GRAND TOTAL		Distribution of Caseload			Change*		Percentage (%) of Caseload			
<div>2025 <div></div></div> <div>2024 <div></div></div> <div>-523 -13.9%</div> <div>↓</div>	3,232	Criminal	461	14%	-9.3%	▼	-47	Criminal	2024 13.5%	2025 14.3%
		Traffic	2,018	62%	-18.7%	▼	-463	Traffic	66.1%	62.4%
		Civil	704	22%	-2.8%	▼	-20	Civil	19.3%	21.8%
		Civil Commitments	49	2%	16.7%	▲	+7	Civil Commitments	1.1%	1.5%
		GRAND TOTAL	3,232	100%	-13.9%	▼	-523	GRAND TOTAL	100%	100%

Dispositions by Division & Code

Division	Case Type Description	Code	Summary	Change	% Change	Absolute Change
Criminal	Misdemeanor	M	273	▼	-14.2%	-45
	Show Cause	SC	58	▼	-19.4%	-14
	Felony	F	52	▼	-23.5%	-16
	Civil Violation	CV	46	▲	+228.6%	+32
	Capias	CA	32	▼	-11.1%	-4
	Total		461	▼	-9.3%	-47
Traffic	Infraction	I	1,750	▼	-19.9%	-435
	Misdemeanor	M	254	▼	-10.6%	-30
	Capias	CA	5	▼	-16.7%	-1
	Felony	F	5	▲	+400.0%	+4
	Show Cause	SC	3	▼	-25.0%	-1
	Civil Violation	CV	1	↔		-
	Total		2,018	▼	-18.7%	-463
Civil	Warrant in Debt	WD	319	▲	+32.9%	+79
	Garnishment	GA	185	▲	+1.1%	+2
	Other	OT	54	▲	+38.5%	+15
	Unlawful Detainer	UD	53	▼	-56.6%	-69
	Detinue	DT	42	▼	-39.1%	-27
	Admin License	AL	23	▼	-25.8%	-8
	Preliminary Protective Order	PP	15	▲	+25.0%	+3
	Motion for Judgment	MJ	4	▲	+100.0%	+2
	Protective Order	PO	4	▼	-55.6%	-5
	Impoundment	IM	2	▲	-	+2
	Show Cause	SC	2	▼	-75.0%	-6
	Overweight	OC	1	▲	-	+1
	Abstract	AJ	0	▼	-100.0%	-2
	Interrogatory	IN	0	▼	-100.0%	-4
	Restricted Operators License	RL	0	▼	-100.0%	-1
	Tenants Assertion	TA	0	▼	-100.0%	-2
	Total		704	▼	-2.8%	-20
Civil Commitments	Temporary Detention Order	TD	29	▲	+11.5%	+3
	Emergency Custody Order	EC	17	▲	+13.3%	+2
	Mental Commitment	MC	2	▲	-	+2
	Medical Emergency Temporary Detention Order	MT	1	↔		-
	Total		49	▲	16.7%	+7
GRAND TOTAL			3,232	▼	-13.9%	-523

Dispositions by Major Case Category**

Category	Summary	Change	% Change	Absolute Change
Felony	57	▲	-17.4%	-12
Garnishment	185	▼	-1.1%	-2
General Civil	366	▲	+17.7%	+55
Infraction/Civil Violation	1,798	▲	-18.3%	-402
Landlord /Tenant	53	▼	-57.3%	-71
Misdemeanor	527	▼	-12.6%	-76
Other	227	▲	-5.4%	-13

Protective Orders	19	▼	-9.5%	-2
<i>GRAND TOTAL</i>	3,232	▼	-13.9%	-523

2025 Overall GRAND TOTAL		Distribution of Caseload			Change*		Percentage (%) of Caseload			
<div>2025 <div></div></div> <div>2024 <div></div></div> <div>+744</div> <div>54.7%</div> <div>↑</div>	2,104	Criminal	215	10%	49.3%	▲	+71	Criminal	2024 10.6%	2025 10.2%
		Traffic	1,523	72%	62.5%	▲	+586	Traffic	68.9%	72.4%
		Civil	359	17%	30.5%	▲	+84	Civil	20.2%	17.1%
		Civil Commitments	7	0%	75.0%	▲	+3	Civil Commitments	0.3%	0.3%
		GRAND TOTAL	2,104	100%	54.7%	▲	+744	GRAND TOTAL	100%	100%

Dispositions by Division & Code

Division	Case Type Description	Code	Summary	Change	% Change	Absolute Change
Criminal	Misdemeanor	M	107	▲	+37.2%	+29
	Felony	F	49	▲	+36.1%	+13
	Show Cause	SC	28	▲	+133.3%	+16
	Civil Violation	CV	20	▲	+233.3%	+14
	Capias	CA	11	▼	-8.3%	-1
	Total		215	▲	49.3%	+71
Traffic	Infraction	I	1,011	▲	+43.8%	+308
	Misdemeanor	M	414	▲	+97.1%	+204
	Show Cause	SC	81	▲	+636.4%	+70
	Capias	CA	14	▲	+100.0%	+7
	Felony	F	2	▼	-50.0%	-2
	Civil Violation	CV	1	▲	-	+1
	Restricted Operators License	RL	0	▼	-100.0%	-2
	Total		1,523	▲	62.5%	+586
Civil	Warrant in Debt	WD	204	▲	+34.2%	+52
	Garnishment	GA	94	▲	+25.3%	+19
	Other	OT	17	▲	+325.0%	+13
	Admin License	AL	13	▼	-13.3%	-2
	Preliminary Protective Order	PP	10	▲	+400.0%	+8
	Protective Order	PO	9	▲	+125.0%	+5
	Unlawful Detainer	UD	3	▼	-75.0%	-9
	Abstract	AJ	2	▼	-50.0%	-2
	Impoundment	IM	2	↔	-	-
	Interrogatory	IN	2	▲	-	+2
	Show Cause	SC	2	▲	-	+2
	Detinue	DT	1	▼	-75.0%	-3
	Petition-Restore Arms	PR	0	▼	-100.0%	-1
	Total		359	▲	30.5%	+84
Civil Commitments	Temporary Detention Order	TD	5	▲	+66.7%	+2
	Emergency Custody Order	EC	2	▲	+100.0%	+1
	Total		7	▲	75.0%	+3
GRAND TOTAL			2,104	▲	54.7%	+744

Dispositions by Major Case Category**

Category	Summary	Change	% Change	Absolute Change	
Felony	51	▼	+27.5%	+11	
Garnishment	96	▲	+28.0%	+21	
General Civil	206	▼	+30.4%	+48	
Infraction/Civil Violation	1,032	▲	+45.6%	+323	
Landlord /Tenant	3	▼	-75.0%	-9	
Misdemeanor	521	▲	+79.7%	+231	
Other	176	▲	+151.4%	+106	
Protective Orders	19	▲	+216.7%	+13	
GRAND TOTAL		2,104	▲	54.7%	+744

2025 Overall GRAND TOTAL		Distribution of Caseload			Change*		Percentage (%) of Caseload			
<div>2025 <div></div></div> <div>2024 <div></div></div> <div><div>6,079</div><div>+331</div><div>5.8%</div><div>↑</div></div>		Criminal	378	6%	-12.7%	▼	-55	Criminal	2024 7.5%	2025 6.2%
		Traffic	4,359	72%	4.4%	▲	+184	Traffic	72.6%	71.7%
		Civil	1,006	17%	22.5%	▲	+185	Civil	14.3%	16.5%
		Civil Commitments	336	6%	5.3%	▲	+17	Civil Commitments	5.5%	5.5%
		GRAND TOTAL	6,079	100%	5.8%	▲	+331	GRAND TOTAL	100%	100%

Dispositions by Division & Code

Division	Case Type Description	Code	Summary	Change	% Change	Absolute Change
Criminal	Misdemeanor	M	228	▼	-10.9%	-28
	Felony	F	83	▼	-27.8%	-32
	Capias	CA	44	▲	+18.9%	+7
	Show Cause	SC	15	▲	+36.4%	+4
	Civil Violation	CV	8	▼	-42.9%	-6
	Total		378	▼	-12.7%	-55
Traffic	Infraction	I	3,315	▲	+10.2%	+308
	Misdemeanor	M	982	▼	-12.5%	-140
	Capias	CA	54	▲	+17.4%	+8
	Show Cause	SC	4	▲	-	+4
	Felony	F	2	▲	-	+2
	Civil Violation	CV	1	▲	-	+1
	Restricted Operators License	RL	1	▲	-	+1
	Total		4,359	▲	4.4%	+184
Civil	Warrant in Debt	WD	497	▲	+49.7%	+165
	Garnishment	GA	374	▲	+26.4%	+78
	Unlawful Detainer	UD	52	▼	-45.8%	-44
	Other	OT	19	▼	-48.6%	-18
	Preliminary Protective Order	PP	13	▲	+44.4%	+4
	Admin License	AL	9	↔	-	-
	Show Cause	SC	9	▲	+12.5%	+1
	Abstract	AJ	8	▲	+60.0%	+3
	Detinue	DT	8	▲	+100.0%	+4
	Protective Order	PO	8	▼	-38.5%	-5
	Motion for Judgment	MJ	4	↔	-	-
	Tenants Assertion	TA	2	▲	-	+2
	Impoundment	IM	1	▼	-66.7%	-2
	Interrogatory-Not	IC	1	▼	-66.7%	-2
	Petition-Restore Arms	PR	1	▼	-50.0%	-1
	Total		1,006	▲	22.5%	+185
Civil Commitments	Other	OT	176	▲	+1.1%	+2
	Mental Commitment	MC	130	▲	+13.0%	+15
	Temporary Detention Order	TD	18	▲	+28.6%	+4
	Emergency Custody Order	EC	12	▼	-25.0%	-4
	Total		336	▲	5.3%	+17
GRAND TOTAL			6,079	▲	5.8%	+331

Dispositions by Major Case Category**

Category	Summary	Change	% Change	Absolute Change
Felony	85	▲	-26.1%	-30
Garnishment	374	▲	+26.4%	+78
General Civil	510	▲	+49.1%	+168
Infraction/Civil Violation	3,324	▲	+10.0%	+303
Involuntary Civil Commitments	176	▲	+1.1%	+2
Landlord /Tenant	54	▲	-43.8%	-42
Misdemeanor	1,211	▲	-12.1%	-167

Other	324	▲	+6.6%	+20
Protective Orders	21	▲	-4.5%	-1
<i>GRAND TOTAL</i>	6,079	▲	5.8%	+331

2025 Overall GRAND TOTAL		Distribution of Caseload			Change*		Percentage (%) of Caseload		
<div>2025 <div></div></div> <div>2024 <div></div></div> <div>+203 9.2% ↑</div>	2,414	Criminal	353	15%	43.5% ▲	+107	Criminal	2024 11.1%	2025 14.6%
		Traffic	1,392	58%	2.5% ▲	+34	Traffic	61.4%	57.7%
		Civil	451	19%	18.7% ▲	+71	Civil	17.2%	18.7%
		Civil Commitments	218	9%	-4.0% ▼	-9	Civil Commitments	10.3%	9.0%
		GRAND TOTAL	2,414	100%	9.2% ▲	+203	GRAND TOTAL	100%	100%

Dispositions by Division & Code

Division	Case Type Description	Code	Summary	Change	% Change	Absolute Change
Criminal	Misdemeanor	M	226	▲	+51.7%	+77
	Felony	F	80	▲	+40.4%	+23
	Show Cause	SC	24	▲	+20.0%	+4
	Capias	CA	18	▲	+80.0%	+8
	Civil Violation	CV	5	▼	-50.0%	-5
	Total		353	▲	43.5%	+107
Traffic	Infraction	I	1,133	▲	+6.7%	+71
	Misdemeanor	M	235	▼	-13.9%	-38
	Show Cause	SC	12	▲	+9.1%	+1
	Capias	CA	8	▼	-11.1%	-1
	Felony	F	3	↔		-
	Civil Violation	CV	1	▲	-	+1
	Total		1,392	▲	2.5%	+34
Civil	Warrant in Debt	WD	230	▲	+50.3%	+77
	Garnishment	GA	97	▲	+11.5%	+10
	Unlawful Detainer	UD	33	▼	-25.0%	-11
	Detinue	DT	30	▼	-25.0%	-10
	Other	OT	21	↔		-
	Admin License	AL	13	▲	+225.0%	+9
	Protective Order	PO	12	▲	+50.0%	+4
	Preliminary Protective Order	PP	11	▲	+22.2%	+2
	Motion for Judgment	MJ	2	▼	-33.3%	-1
	Abstract	AJ	1	▼	-66.7%	-2
	Show Cause	SC	1	▼	-75.0%	-3
	Counterclaim	CC	0	▼	-100.0%	-2
	Impoundment	IM	0	▼	-100.0%	-1
	Interrogatory	IN	0	▼	-100.0%	-1
	Total		451	▲	18.7%	+71
Civil Commitments	Mental Commitment	MC	160	▼	-2.4%	-4
	Other	OT	36	▼	-14.3%	-6
	Temporary Detention Order	TD	15	↔		-
	Emergency Custody Order	EC	7	▲	+16.7%	+1
	Total		218	▼	-4.0%	-9
GRAND TOTAL			2,414	▲	9.2%	+203

Dispositions by Major Case Category**

Category	Summary	Change	% Change	Absolute Change
Felony	83	▲	+38.3%	+23
Garnishment	97	▼	+10.2%	+9
General Civil	263	▼	+33.5%	+66
Infraction/Civil Violation	1,139	▲	+6.3%	+67
Involuntary Civil Commitments	36	▼	-14.3%	-6
Landlord /Tenant	33	▼	-25.0%	-11
Misdemeanor	461	▲	+9.2%	+39
Other	279	▼	+3.7%	+10
Protective Orders	23	▲	+35.3%	+6

GRAND TOTAL	2,414	▲	9.2%	+203
-------------	-------	---	------	------

2025 Overall GRAND TOTAL		Distribution of Caseload			Change*		Percentage (%) of Caseload		
<div>2025 <div></div></div> <div>2024 <div></div></div> <div>+626 6.0%</div> <div>↑</div>	11,100	Criminal	1,308	12%	-10.3%	▼	-150	Criminal	2024 13.9% 2025 11.8%
		Traffic	4,493	40%	18.8%	▲	+710	Traffic	36.1% 40.5%
		Civil	3,632	33%	0.6%	▲	+21	Civil	34.5% 32.7%
		Civil Commitments	1,667	15%	2.8%	▲	+45	Civil Commitments	15.5% 15.0%
		GRAND TOTAL	11,100	100%	6.0%	▲	+626	GRAND TOTAL	100% 100%

Dispositions by Division & Code

Division	Case Type Description	Code	Summary	Change	% Change	Absolute Change
Criminal	Misdemeanor	M	676	▼	-12.7%	-98
	Felony	F	415	▲	+9.2%	+35
	Capias	CA	125	▼	-29.0%	-51
	Show Cause	SC	72	▼	-39.5%	-47
	Civil Violation	CV	20	▲	+122.2%	+11
	Total		1,308	▼	-10.3%	-150
Traffic	Infraction	I	3,437	▲	+40.3%	+987
	Misdemeanor	M	875	▼	-28.7%	-353
	Civil Violation	CV	93	▲	+9,200.0%	+92
	Capias	CA	45	▲	+25.0%	+9
	Other	O	15	▲	+50.0%	+5
	Show Cause	SC	14	▲	+16.7%	+2
	Felony	F	13	▼	-55.2%	-16
	Restricted Operators License	RL	1	▼	-94.1%	-16
	Total		4,493	▲	18.8%	+710
Civil	Garnishment	GA	1,261	▲	+9.0%	+104
	Warrant in Debt	WD	1,208	▲	+49.0%	+397
	Unlawful Detainer	UD	850	▼	-33.6%	-431
	Bond Forfeiture	BF	57	▲	+5.6%	+3
	Show Cause	SC	52	▲	+52.9%	+18
	Preliminary Protective Order	PP	45	▼	-10.0%	-5
	Other	OT	40	▼	-61.9%	-65
	Protective Order	PO	32	▼	-27.3%	-12
	Abstract	AJ	21	▲	+23.5%	+4
	Motion for Judgment	MJ	17	▲	+6.3%	+1
	Detinue	DT	14	▼	-17.6%	-3
	Tenants Assertion	TA	13	▲	+116.7%	+7
	Interrogatory	IN	10	▲	+11.1%	+1
	Admin License	AL	4	▼	-42.9%	-3
	Petition-Restore Arms	PR	4	▲	+100.0%	+2
	Impoundment	IM	2	▲	-	+2
	Capias	CA	1	▲	-	+1
	Counterclaim	CC	1	↔	-	-
	Total		3,632	▲	0.6%	+21
Civil Commitments	Mental Commitment	MC	1,126	▲	+2.8%	+31
	Other	OT	400	▼	-1.2%	-5
	Temporary Detention Order	TD	103	▲	+28.8%	+23
	Emergency Custody Order	EC	36	▼	-10.0%	-4
	Medical Emergency Temporary Detention Order	MT	2	↔	-	-
	Total		1,667	▲	2.8%	+45
GRAND TOTAL			11,100	▲	6.0%	+626

Dispositions by Major Case Category**

Category	Summary	Change	% Change	Absolute Change
Felony	428	▼	+4.6%	+19
Garnishment	1,271	▲	+9.0%	+105
General Civil	1,245	▲	+45.3%	+388

Infraction/Civil Violation	3,565	▲	+44.3%	+1,095
Involuntary Civil Commitments	400	▼	-1.2%	-5
Landlord /Tenant	863	▲	-32.9%	-424
Misdemeanor	1,552	▼	-23.1%	-467
Other	1,699	▲	-3.8%	-68
Protective Orders	77	▼	-18.1%	-17
GRAND TOTAL	11,100	▲	6.0%	+626

2025 Overall GRAND TOTAL		Distribution of Caseload			Change*		Percentage (%) of Caseload			
<div><div>2,294</div><div><div>2025</div><div>2024</div></div><div>+87 3.9%</div></div>		<div>Criminal</div>	324	14%	34.4%	▲	+83	<div>Criminal</div>	10.9%	14.1%
		<div>Traffic</div>	1,543	67%	1.4%	▲	+22	<div>Traffic</div>	68.9%	67.3%
		<div>Civil</div>	416	18%	-5.7%	▼	-25	<div>Civil</div>	20.0%	18.1%
		<div>Civil Commitments</div>	11	0%	175.0%	▲	+7	<div>Civil Commitments</div>	0.2%	0.5%
		<div>GRAND TOTAL</div>	2,294	100%	3.9%	▲	+87	<div>GRAND TOTAL</div>	100%	100%

Dispositions by Division & Code

Division	Case Type Description	Code	Summary	Change	% Change	Absolute Change
Criminal	Misdemeanor	M	151	▲	+25.8%	+31
	Felony	F	119	▲	+63.0%	+46
	Capias	CA	22	▲	+46.7%	+7
	Show Cause	SC	18	▼	-10.0%	-2
	Civil Violation	CV	14	▲	+7.7%	+1
	Total		324	▲	34.4%	+83
Traffic	Infraction	I	1,279	▲	+2.9%	+36
	Misdemeanor	M	243	▼	-2.8%	-7
	Show Cause	SC	11	▼	-15.4%	-2
	Felony	F	6	▲	+100.0%	+3
	Capias	CA	4	▼	-66.7%	-8
	Total		1,543	▲	1.4%	+22
Civil	Warrant in Debt	WD	239	▼	-8.8%	-23
	Garnishment	GA	111	▲	+32.1%	+27
	Admin License	AL	16	▼	-5.9%	-1
	Unlawful Detainer	UD	12	▼	-52.0%	-13
	Other	OT	8	▼	-20.0%	-2
	Protective Order	PO	7	▼	-30.0%	-3
	Impoundment	IM	6	▼	-57.1%	-8
	Preliminary Protective Order	PP	5	▼	-54.5%	-6
	Abstract	AJ	3	▲	+50.0%	+1
	Show Cause	SC	3	▲	+200.0%	+2
	Detinue	DT	2	▼	-33.3%	-1
	Interrogatory	IN	2	▲	-	+2
	Interrogatory-Not	IC	1	▲	-	+1
	Zoning Violation	ZO	1	▲	-	+1
	Motion for Judgment	MJ	0	▼	-100.0%	-1
	Tenants Assertion	TA	0	▼	-100.0%	-1
	Total		416	▼	-5.7%	-25
Civil Commitments	Temporary Detention Order	TD	7	▲	+133.3%	+4
	Other	OT	2	▲	-	+2
	Emergency Custody Order	EC	1	↔	-	-
	Mental Commitment	MC	1	▲	-	+1
	Total		11	▲	175.0%	+7
GRAND TOTAL			2,294	▲	3.9%	+87

Dispositions by Major Case Category**

Category	Summary	Change	% Change	Absolute Change
Felony	125	▲	+64.5%	+49
Garnishment	113	▲	+34.5%	+29
General Civil	242	▼	-9.4%	-25
Infraction/Civil Violation	1,293	▲	+2.9%	+37
Involuntary Civil Commitments	2	▲	-	+2
Landlord /Tenant	12	▼	-53.8%	-14
Misdemeanor	395	▲	+6.8%	+25
Other	100	▲	-6.5%	-7

Protective Orders	12	▼	-42.9%	-9
<i>GRAND TOTAL</i>	2,294	▲	3.9%	+87

2025 Overall GRAND TOTAL		Distribution of Caseload			Change*		Percentage (%) of Caseload			
<div>2025 <div></div></div> <div>2024 <div></div></div> <div>↑</div>	<div>36,978</div> <div>+3,866</div> <div>11.7%</div>	Criminal	4,787	13%	1.3%	▲	+60	Criminal	2024 14.3%	2025 12.9%
		Traffic	16,092	44%	21.1%	▲	+2,804	Traffic	40.1%	43.5%
		Civil	15,920	43%	6.8%	▲	+1,016	Civil	45.0%	43.1%
		Civil Commitments	179	0%	-7.3%	▼	-14	Civil Commitments	0.6%	0.5%
		GRAND TOTAL	36,978	100%	11.7%	▲	+3,866	GRAND TOTAL	100%	100%

Dispositions by Division & Code

Division	Case Type Description	Code	Summary	Change	% Change	Absolute Change
Criminal	Misdemeanor	M	2,418	▼	-1.7%	-42
	Felony	F	1,493	▲	+5.7%	+81
	Capias	CA	627	▲	+4.0%	+24
	Show Cause	SC	216	▲	+4.9%	+10
	Civil Violation	CV	23	▼	-37.8%	-14
	Motion	MO	6	▼	-25.0%	-2
	Restricted Operators License	RL	4	▲	+300.0%	+3
	Total		4,787	▲	1.3%	+60
Traffic	Infraction	I	9,626	▲	+29.9%	+2,218
	Misdemeanor	M	5,536	▲	+14.3%	+691
	Capias	CA	396	▼	-7.9%	-34
	Show Cause	SC	271	▼	-2.9%	-8
	Felony	F	119	▼	-21.2%	-32
	Motion	MO	68	▼	-10.5%	-8
	Civil Violation	CV	66	▲	+4.8%	+3
	Restricted Operators License	RL	8	▼	-77.8%	-28
	Other	O	2	▲	-	+2
	Total		16,092	▲	21.1%	+2,804
Civil	Warrant in Debt	WD	7,561	▲	+20.2%	+1,270
	Garnishment	GA	4,516	▲	+20.8%	+777
	Unlawful Detainer	UD	1,970	▼	-37.8%	-1,197
	Other	OT	421	▲	+2.7%	+11
	Protective Order	PO	258	▲	+18.3%	+40
	Admin License	AL	245	▲	+10.9%	+24
	Preliminary Protective Order	PP	236	▲	+4.4%	+10
	Show Cause	SC	209	▲	+8.3%	+16
	Abstract	AJ	153	▲	+86.6%	+71
	Motion for Judgment	MJ	92	▼	-6.1%	-6
	Detinue	DT	71	▲	+97.2%	+35
	Interrogatory	IN	58	▼	-31.0%	-26
	Impoundment	IM	39	▼	-17.0%	-8
	Bond Forfeiture	BF	24	▼	-35.1%	-13
	Interrogatory-Not	IC	22	▲	+10.0%	+2
	Counterclaim	CC	14	▲	+27.3%	+3
	Tenants Assertion	TA	12	▲	+20.0%	+2
	Petition-Restore Arms	PR	8	▲	+60.0%	+3
	Third Party Claim	TH	7	▲	+600.0%	+6
	Capias	CA	3	▼	-40.0%	-2
	Overweight	OC	1	▲	-	+1
	Crossclaim	CR	0	▼	-100.0%	-1
	Mechanic's Lien	ML	0	▼	-100.0%	-1
	Petition to Require Blood Test	BT	0	▼	-100.0%	-1
	Total		15,920	▲	6.8%	+1,016
Civil Commitments	Temporary Detention Order	TD	128	▼	-9.2%	-13
	Emergency Custody Order	EC	42	▼	-12.5%	-6
	Medical Emergency Temporary Detention Order	MT	9	▲	+350.0%	+7
	Mental Commitment	MC	0	▼	-100.0%	-2
	Total		179	▼	-7.3%	-14
GRAND TOTAL			36,978	▲	11.7%	+3,866

Dispositions by Major Case Category**

Category	Summary	Change	% Change	Absolute Change
Felony	1,612	▼	+3.1%	+49
Garnishment	4,574	▼	+19.6%	+751
General Civil	7,891	▲	+20.7%	+1,353
Infraction/Civil Violation	9,718	▲	+29.4%	+2,210
Landlord /Tenant	1,982	▼	-37.6%	-1,195
Misdemeanor	7,966	▲	+8.5%	+624
Other	2,741	▲	+0.9%	+24
Protective Orders	494	▲	+11.3%	+50
GRAND TOTAL	36,978	▲	11.7%	+3,866

2025 Overall GRAND TOTAL		Distribution of Caseload			Change*		Percentage (%) of Caseload		
<div>2025 <div></div></div> <div>2024 <div></div></div> <div>+699 18.5%</div> <div>↑</div>	4,472	Criminal	1,027	23%	4.3% ▲	+42	Criminal	2024 26.1%	2025 23.0%
		Traffic	2,225	50%	36.1% ▲	+590	Traffic	43.3%	49.8%
		Civil	1,193	27%	6.0% ▲	+68	Civil	29.8%	26.7%
		Civil Commitments	27	1%	-3.6% ▼	-1	Civil Commitments	0.7%	0.6%
		GRAND TOTAL	4,472	100%	18.5% ▲	+699	GRAND TOTAL	100%	100%

Dispositions by Division & Code

Division	Case Type Description	Code	Summary	Change	% Change	Absolute Change
Criminal	Misdemeanor	M	536	▲	+7.8%	+39
	Felony	F	245	▼	-7.5%	-20
	Capias	CA	155	▲	+6.2%	+9
	Show Cause	SC	78	▲	+44.4%	+24
	Civil Violation	CV	13	▼	-43.5%	-10
	Total		1,027	▲	4.3%	+42
Traffic	Infraction	I	1,625	▲	+44.7%	+502
	Misdemeanor	M	553	▲	+21.8%	+99
	Capias	CA	22	▼	-35.3%	-12
	Felony	F	15	▲	+87.5%	+7
	Show Cause	SC	7	▼	-53.3%	-8
	Civil Violation	CV	2	▲	-	+2
	Other	O	1	↔	-	-
	Total		2,225	▲	36.1%	+590
Civil	Warrant in Debt	WD	544	▲	+19.3%	+88
	Garnishment	GA	354	▲	+21.2%	+62
	Unlawful Detainer	UD	117	▼	-48.7%	-111
	Detinue	DT	54	▲	+74.2%	+23
	Other	OT	29	▲	+7.4%	+2
	Protective Order	PO	25	▲	+150.0%	+15
	Preliminary Protective Order	PP	19	▲	+58.3%	+7
	Admin License	AL	12	▼	-55.6%	-15
	Motion for Judgment	MJ	12	▲	+9.1%	+1
	Impoundment	IM	8	▲	+166.7%	+5
	Show Cause	SC	6	▼	-14.3%	-1
	Abstract	AJ	4	▼	-42.9%	-3
	Interrogatory	IN	3	▼	-25.0%	-1
	Petition-Restore Arms	PR	3	▲	+200.0%	+2
	Bond Forfeiture	BF	2	▼	-66.7%	-4
	Tenants Assertion	TA	1	↔	-	-
	Counterclaim	CC	0	▼	-100.0%	-1
	Interrogatory-Not	IC	0	▼	-100.0%	-1
	Total		1,193	▲	6.0%	+68
Civil Commitments	Temporary Detention Order	TD	19	▲	+11.8%	+2
	Emergency Custody Order	EC	8	▼	-27.3%	-3
	Total		27	▼	-3.6%	-1
GRAND TOTAL			4,472	▲	18.5%	+699

Dispositions by Major Case Category**

Category	Summary	Change	% Change	Absolute Change
Felony	260	▲	-4.8%	-13
Garnishment	357	▼	+20.6%	+61
General Civil	615	▲	+23.0%	+115
Infraction/Civil Violation	1,641	▲	+43.1%	+494
Landlord /Tenant	118	▼	-48.5%	-111
Misdemeanor	1,089	▲	+14.5%	+138

Other	348	▼	-2.0%	-7
Protective Orders	44	▲	+100.0%	+22
<i>GRAND TOTAL</i>	4,472	▲	18.5%	+699

2025 Overall GRAND TOTAL		Distribution of Caseload			Change*		Percentage (%) of Caseload		
<div>2025 <div></div></div> <div>2024 <div></div></div> <div>↑</div>	<div>39,676</div> <div>+2,302</div> <div>6.2%</div>	Criminal	4,120	10%	9.1% ▲	+345	Criminal	2024	2025
		Traffic	16,354	41%	23.7% ▲	+3,131	Traffic	10.1%	10.4%
		Civil	18,048	45%	-5.3% ▼	-1,008	Civil	35.4%	41.2%
		Civil Commitments	1,154	3%	-12.6% ▼	-166	Civil	51.0%	45.5%
		GRAND TOTAL	39,676	100%	6.2% ▲	+2,302	Civil Commitments	3.5%	2.9%
		GRAND TOTAL					GRAND TOTAL	100%	100%

Dispositions by Division & Code

Division	Case Type Description	Code	Summary	Change	% Change	Absolute Change
Criminal	Misdemeanor	M	2,220	▲	+4.8%	+101
	Felony	F	1,173	▲	+11.8%	+124
	Capias	CA	471	▼	+2.2%	+10
	Show Cause	SC	197	▲	+101.0%	+99
	Civil Violation	CV	59	▲	+28.3%	+13
	Restricted Operators License	RL	0	▼	-100.0%	-2
	Total		4,120	▲	9.1%	+345
Traffic	Infraction	I	12,822	▲	+32.0%	+3,110
	Misdemeanor	M	3,033	▲	-0.1%	-4
	Show Cause	SC	148	▲	+124.2%	+82
	Other	O	142	▼	-30.0%	-61
	Capias	CA	133	▲	+26.7%	+28
	Felony	F	67	▲	-10.7%	-8
	Civil Violation	CV	6	▲	-	+6
	Restricted Operators License	RL	3	▼	-88.0%	-22
	Total		16,354	▲	23.7%	+3,131
Civil	Warrant in Debt	WD	8,119	▼	+26.9%	+1,723
	Garnishment	GA	4,922	▲	-6.9%	-364
	Unlawful Detainer	UD	3,578	▼	-37.1%	-2,109
	Other	OT	509	▼	-9.9%	-56
	Preliminary Protective Order	PP	248	▲	+23.4%	+47
	Motion for Judgment	MJ	240	▼	-10.8%	-29
	Show Cause	SC	125	▼	-37.5%	-75
	Protective Order	PO	65	▲	+10.2%	+6
	Detinue	DT	57	▼	-59.0%	-82
	Abstract	AJ	55	▲	+12.2%	+6
	Interrogatory	IN	54	▼	-35.7%	-30
	Tenants Assertion	TA	37	▼	-9.8%	-4
	Admin License	AL	19	▼	-5.0%	-1
	Counterclaim	CC	17	▼	-29.2%	-7
	Capias	CA	2	▲	-81.8%	-9
	Petition-Restore Arms	PR	1	▼	-85.7%	-6
	Crossclaim	CR	0	▼	-100.0%	-1
	Impoundment	IM	0	▼	-100.0%	-3
	Interrogatory-Not	IC	0	▼	-100.0%	-12
	Mechanic's Lien	ML	0	▼	-100.0%	-1
	Third Party Claim	TH	0	▼	-100.0%	-1
	Total		18,048	▼	-5.3%	-1,008
Civil Commitments	Mental Commitment	MC	597	▼	-15.2%	-107
	Temporary Detention Order	TD	509	▼	-6.4%	-35
	Emergency Custody Order	EC	48	▼	-33.3%	-24
	Total		1,154	▼	-12.6%	-166
GRAND TOTAL			39,676	▲	6.2%	+2,302

Dispositions by Major Case Category**

Category	Summary	Change	% Change	Absolute Change
Felony	1,240	▲	+10.3%	+116
Garnishment	4,976	▼	-7.3%	-394
General Civil	8,604	▼	+21.9%	+1,543
Infraction/Civil Violation	13,029	▲	+30.8%	+3,068
Landlord /Tenant	3,615	▼	-36.9%	-2,113
Misdemeanor	5,256	▲	+1.4%	+73
Other	2,643	▲	-1.6%	-44
Protective Orders	313	▲	+20.4%	+53
GRAND TOTAL	39,676	▲	6.2%	+2,302

2025 Overall GRAND TOTAL		Distribution of Caseload				Change*		Percentage (%) of Caseload		
2025	2024	<div><div></div><div></div></div>	<div><div></div><div></div></div>	<div><div></div><div></div></div>				2024	2025	
43,915		-2,024		-4.4%				Criminal	12.0%	13.3%
								Traffic	51.8%	50.5%
								Civil	35.2%	35.0%
								Civil Commitments	1.0%	1.1%
								GRAND TOTAL	100%	100%

Dispositions by Division & Code

Division	Case Type Description	Code	Summary	Change	% Change	Absolute Change
Criminal	Misdemeanor	M	2,974	▲	+3.8%	+110
	Felony	F	1,708	▲	+4.8%	+79
	Capias	CA	935	▲	+29.1%	+211
	Show Cause	SC	181	▼	-23.6%	-56
	Civil Violation	CV	54	▼	-22.9%	-16
	Total		5,852	▲	5.9%	+328
Traffic	Infraction	I	16,889	▼	-7.2%	-1,312
	Misdemeanor	M	4,951	▼	-6.0%	-316
	Capias	CA	227	▲	+28.2%	+50
	Felony	F	66	▲	+11.9%	+7
	Show Cause	SC	52	▼	-18.8%	-12
	Restricted Operators License	RL	6	▼	-78.6%	-22
	Civil Violation	CV	2	▲	-	+2
	Total		22,193	▼	-6.7%	-1,603
Civil	Warrant in Debt	WD	7,014	▲	+17.1%	+1,025
	Garnishment	GA	4,680	▲	+10.0%	+424
	Unlawful Detainer	UD	2,469	▼	-46.4%	-2,139
	Preliminary Protective Order	PP	191	▲	+7.3%	+13
	Admin License	AL	176	▼	-16.2%	-34
	Protective Order	PO	152	▲	+4.1%	+6
	Other	OT	129	▼	-7.2%	-10
	Abstract	AJ	115	▼	-6.5%	-8
	Detinue	DT	90	▼	-22.4%	-26
	Motion for Judgment	MJ	88	▼	-33.3%	-44
	Show Cause	SC	81	▲	+55.8%	+29
	Interrogatory	IN	35	▼	-41.7%	-25
	Tenants Assertion	TA	33	▲	+57.1%	+12
	Bond Forfeiture	BF	31	▲	+40.9%	+9
	Impoundment	IM	27	▼	-30.8%	-12
	Interrogatory-Not	IC	23	▲	+64.3%	+9
	Counterclaim	CC	14	↔	-	-
	Overweight	OC	7	▼	-53.3%	-8
	Capias	CA	6	▲	+200.0%	+4
	Petition-Restore Arms	PR	5	▼	-37.5%	-3
	Mechanic's Lien	ML	2	▲	-	+2
	Crossclaim	CR	1	↔	-	-
	Restricted Operators License	RL	1	▼	-66.7%	-2
	Emergency Substantial Risk Order	SR	0	▼	-100.0%	-1
	Total		15,370	▼	-4.8%	-779
Civil Commitments	Temporary Detention Order	TD	283	▲	+6.4%	+17
	Mental Commitment	MC	164	▼	-2.4%	-4
	Emergency Custody Order	EC	34	▲	+47.8%	+11
	Other	OT	11	▲	+83.3%	+5
	Medical Emergency Temporary Detention Order	MT	5	▲	+25.0%	+1
	Medical Emergency Custody Order	ME	2	▼	-33.3%	-1
	Petition	PT	1	▲	-	+1
	Total		500	▲	6.4%	+30
GRAND TOTAL			43,915	▼	-4.4%	-2,024

Dispositions by Major Case Category**

Category	Summary	Change	% Change	Absolute Change
Felony	1,774	▲	+5.1%	+86
Garnishment	4,715	▼	+9.2%	+399
General Civil	7,218	▲	+15.0%	+944
Infraction/Civil Violation	16,952	▲	-7.3%	-1,334
Involuntary Civil Commitments	12	▲	+100.0%	+6
Landlord /Tenant	2,502	▲	-45.9%	-2,127
Misdemeanor	7,932	▼	-2.8%	-230
New to Workload Study	0	▼	-100.0%	-1
Other	2,467	▲	+9.5%	+214
Protective Orders	343	▲	+5.9%	+19
GRAND TOTAL	43,915	▼	-4.4%	-2,024

2025 Overall GRAND TOTAL		Distribution of Caseload			Change*		Percentage (%) of Caseload			
<div>2025 <div></div></div> <div>2024 <div></div></div> <div>↑</div>	<div>6,419</div> <div>+2,087</div> <div>48.2%</div>	Criminal	580	9%	-10.1%	▼	-65	Criminal	2024 14.9%	2025 9.0%
		Traffic	4,728	74%	67.9%	▲	+1,912	Traffic	65.0%	73.7%
		Civil	1,082	17%	29.1%	▲	+244	Civil	19.3%	16.9%
		Civil Commitments	29	0%	-12.1%	▼	-4	Civil Commitments	0.8%	0.5%
		GRAND TOTAL	6,419	100%	48.2%	▲	+2,087	GRAND TOTAL	100%	100%

Dispositions by Division & Code

Division	Case Type Description	Code	Summary	Change	% Change	Absolute Change
Criminal	Misdemeanor	M	297	▼	-23.3%	-90
	Felony	F	222	▲	+79.0%	+98
	Capias	CA	38	▼	-61.6%	-61
	Civil Violation	CV	20	▲	+5.3%	+1
	Show Cause	SC	3	▼	-81.3%	-13
	Total		580	▼	-10.1%	-65
Traffic	Infraction	I	3,941	▲	+80.9%	+1,762
	Misdemeanor	M	720	▲	+31.4%	+172
	Capias	CA	49	▼	-31.9%	-23
	Felony	F	12	▲	+20.0%	+2
	Show Cause	SC	6	↔		-
	Civil Violation	CV	0	▼	-100.0%	-1
	Total		4,728	▲	67.9%	+1,912
Civil	Warrant in Debt	WD	667	▲	+43.8%	+203
	Garnishment	GA	245	▲	+21.3%	+43
	Other	OT	41	▲	+13.9%	+5
	Unlawful Detainer	UD	40	▼	-34.4%	-21
	Admin License	AL	19	▲	+11.8%	+2
	Preliminary Protective Order	PP	19	▲	+18.8%	+3
	Show Cause	SC	17	▲	+142.9%	+10
	Interrogatory	IN	11	▲	+57.1%	+4
	Protective Order	PO	9	▼	-25.0%	-3
	Abstract	AJ	6	▼	-33.3%	-3
	Impoundment	IM	5	▲	-	+5
	Capias	CA	1	↔		-
	Detinue	DT	1	▼	-80.0%	-4
	Petition-Restore Arms	PR	1	↔		-
	Total		1,082	▲	29.1%	+244
Civil Commitments	Temporary Detention Order	TD	27	↔		-
	Emergency Custody Order	EC	2	▼	-66.7%	-4
	Total		29	▼	-12.1%	-4
GRAND TOTAL			6,419	▲	48.2%	+2,087

Dispositions by Major Case Category**

Category	Summary	Change	% Change	Absolute Change
Felony	234	▲	+74.6%	+100
Garnishment	256	▲	+22.5%	+47
General Civil	670	▼	+42.3%	+199
Infraction/Civil Violation	3,961	▼	+80.1%	+1,762
Landlord /Tenant	40	▼	-34.4%	-21
Misdemeanor	1,017	▲	+8.8%	+82
Other	213	▲	-27.8%	-82
Protective Orders	28	▼		0
GRAND TOTAL	6,419	▲	48.2%	+2,087

2025 Overall GRAND TOTAL		Distribution of Caseload			Change*		Percentage (%) of Caseload						
2025	2,539	<div><div></div></div>	-225	-8.1%	↓	Criminal	232	9%	20.8% ▲	+40	Criminal	20246.9%	20259.1%
						Traffic	1,930	76%	-10.6% ▼	-230	Traffic	78.1%	76.0%
2024						Civil	367	14%	-8.7% ▼	-35	Civil	14.5%	14.5%
						Civil Commitments	10	0%	0.0%	0	Civil Commitments	0.4%	0.4%
						GRAND TOTAL	2,539	100%	-8.1% ▼	-225	GRAND TOTAL	100%	100%

Dispositions by Division & Code

Division	Case Type Description	Code	Summary	Change	% Change	Absolute Change
Criminal	Misdemeanor	M	158	▲	+6.0%	+9
	Felony	F	36	▲	+44.0%	+11
	Capias	CA	23	▲	+283.3%	+17
	Show Cause	SC	10	▲	+66.7%	+4
	Civil Violation	CV	4	▼	-33.3%	-2
	Restricted Operators License	RL	1	▲	-	+1
	Total		232	▲	20.8%	+40
Traffic	Infraction	I	1,632	▼	-12.6%	-236
	Misdemeanor	M	284	▲	+0.4%	+1
	Capias	CA	7	▲	+250.0%	+5
	Show Cause	SC	7	▲	+75.0%	+3
	Civil Violation	CV	0	▼	-100.0%	-1
	Felony	F	0	▼	-100.0%	-2
	Total		1,930	▼	-10.6%	-230
Civil	Warrant in Debt	WD	177	▲	+35.1%	+46
	Garnishment	GA	110	▲	+7.8%	+8
	Detinue	DT	36	▼	-47.1%	-32
	Admin License	AL	10	▲	+25.0%	+2
	Unlawful Detainer	UD	8	▼	-82.6%	-38
	Impoundment	IM	7	▼	-22.2%	-2
	Protective Order	PO	5	▼	-37.5%	-3
	Other	OT	4	▼	-83.3%	-20
	Motion for Judgment	MJ	3	▲	-	+3
	Abstract	AJ	2	▼	-33.3%	-1
	Interrogatory	IN	2	▲	+100.0%	+1
	Counterclaim	CC	1	▲	-	+1
	Preliminary Protective Order	PP	1	▲	-	+1
	Show Cause	SC	1	▼	-50.0%	-1
	Total		367	▼	-8.7%	-35
Civil Commitments	Temporary Detention Order	TD	4	▼	-20.0%	-1
	Emergency Custody Order	EC	3	▼	-40.0%	-2
	Medical Emergency Temporary Detention Order	MT	2	▲	-	+2
	Mental Commitment	MC	1	▲	-	+1
	Total		10		0.0%	0
GRAND TOTAL			2,539	▼	-8.1%	-225

Dispositions by Major Case Category**

Category	Summary	Change	% Change	Absolute Change
Felony	36	▼	+33.3%	+9
Garnishment	112	▲	+8.7%	+9
General Civil	217	▲	+6.4%	+13
Infraction/Civil Violation	1,636	▼	-12.7%	-239
Landlord /Tenant	8	▼	-82.6%	-38
Misdemeanor	443	▲	+2.5%	+11
Other	81	▲	+17.4%	+12
Protective Orders	6	▲	-25.0%	-2

GRAND TOTAL	2,539	▼	-8.1%	-225
-------------	-------	---	-------	------

2025 Overall GRAND TOTAL		Distribution of Caseload			Change*		Percentage (%) of Caseload			
<div>2025 <div></div></div> <div>2024 <div></div></div>	<div>6,643</div> <div>-1,033 -13.5%</div> <div>↓</div>	Criminal	1,208	18%	-9.9%	▼	-133	Criminal	2024 17.5%	2025 18.2%
		Traffic	2,511	38%	-17.9%	▼	-546	Traffic	39.8%	37.8%
		Civil	2,449	37%	-11.9%	▼	-332	Civil	36.2%	36.9%
		Civil Commitments	475	7%	-4.4%	▼	-22	Civil Commitments	6.5%	7.2%
		GRAND TOTAL	6,643	100%	-13.5%	▼	-1,033	GRAND TOTAL	100%	100%

Dispositions by Division & Code

Division	Case Type Description	Code	Summary	Change	% Change	Absolute Change
Criminal	Misdemeanor	M	718	▼	-18.0%	-158
	Felony	F	343	▲	+18.7%	+54
	Capias	CA	91	▼	-8.1%	-8
	Show Cause	SC	33	▼	-21.4%	-9
	Civil Violation	CV	23	▼	-34.3%	-12
	Total		1,208	▼	-9.9%	-133
Traffic	Infraction	I	1,946	▼	-17.9%	-425
	Misdemeanor	M	490	▼	-21.6%	-135
	Civil Violation	CV	36	▲	-	+36
	Capias	CA	25	▼	-26.5%	-9
	Felony	F	11	▼	-38.9%	-7
	Show Cause	SC	3	▼	-40.0%	-2
	Restricted Operators License	RL	0	▼	-100.0%	-4
	Total		2,511	▼	-17.9%	-546
Civil	Warrant in Debt	WD	1,204	▼	-13.6%	-190
	Garnishment	GA	578	▼	-4.8%	-29
	Unlawful Detainer	UD	353	▼	-14.1%	-58
	Other	OT	55	▲	-	-
	Bond Forfeiture	BF	47	▼	-23.0%	-14
	Show Cause	SC	42	▼	-10.6%	-5
	Admin License	AL	41	▼	-41.4%	-29
	Abstract	AJ	37	▲	+32.1%	+9
	Preliminary Protective Order	PP	37	▲	+60.9%	+14
	Impoundment	IM	26	▼	-38.1%	-16
	Interrogatory	IN	13	▲	+62.5%	+5
	Protective Order	PO	10	▼	-16.7%	-2
	Detinue	DT	3	▼	-85.0%	-17
	Motion for Judgment	MJ	2	▲	-	+2
	Counterclaim	CC	1	↔	-	-
	Capias	CA	0	▼	-100.0%	-2
	Total		2,449	▼	-11.9%	-332
Civil Commitments	Mental Commitment	MC	266	▼	-9.2%	-27
	Temporary Detention Order	TD	78	▲	+25.8%	+16
	Other	OT	73	▼	-11.0%	-9
	Emergency Custody Order	EC	58	▼	-1.7%	-1
	Medical Emergency Temporary Detention Order	MT	0	▼	-100.0%	-1
	Total		475	▼	-4.4%	-22
GRAND TOTAL			6,643	▼	-13.5%	-1,033

Dispositions by Major Case Category**

Category	Summary	Change	% Change	Absolute Change
Felony	354	▼	+15.3%	+47
Garnishment	591	▲	-3.9%	-24
General Civil	1,228	▲	-14.2%	-204
Infraction/Civil Violation	2,005	▲	-16.7%	-401
Involuntary Civil Commitments	73	▼	-11.0%	-9
Landlord /Tenant	353	▼	-14.1%	-58

Misdemeanor	1,208	▼	-19.7%	-297
Other	784	▼	-11.2%	-99
Protective Orders	47	▲	+34.3%	+12
<i>GRAND TOTAL</i>	6,643	▼	-13.5%	-1,033

2025 Overall GRAND TOTAL		Distribution of Caseload			Change*		Percentage (%) of Caseload			
<div>2025 <div></div></div> <div>2024 <div></div></div>	<div>10,111</div> <div>-163</div> <div>-1.6%</div> <div></div>	Criminal	1,383	14%	-8.9%	▼	-135	Criminal	2024 14.8%	2025 13.7%
		Traffic	6,172	61%	-0.5%	▼	-34	Traffic	60.4%	61.0%
		Civil	2,501	25%	-0.1%	▼	-3	Civil	24.4%	24.7%
		Civil Commitments	55	1%	19.6%	▲	+9	Civil Commitments	0.4%	0.5%
		GRAND TOTAL	10,111	100%	-1.6%	▼	-163	GRAND TOTAL	100%	100%

Dispositions by Division & Code

Division	Case Type Description	Code	Summary	Change	% Change	Absolute Change
Criminal	Misdemeanor	M	718	▼	-15.7%	-134
	Felony	F	427	▼	-6.6%	-30
	Capias	CA	155	▲	+24.0%	+30
	Show Cause	SC	66	▲	+26.9%	+14
	Civil Violation	CV	17	▼	-46.9%	-15
	Total		1,383	▼	-8.9%	-135
Traffic	Infraction	I	4,038	▲	+4.1%	+158
	Misdemeanor	M	2,003	▼	-9.1%	-200
	Capias	CA	93	▲	+22.4%	+17
	Felony	F	15	▼	-40.0%	-10
	Show Cause	SC	13	▼	-7.1%	-1
	Restricted Operators License	RL	7	▼	-12.5%	-1
	Civil Violation	CV	3	▲	-	+3
	Total		6,172	▼	-0.5%	-34
Civil	Warrant in Debt	WD	1,211	▲	+3.4%	+40
	Garnishment	GA	764	▲	+7.5%	+53
	Unlawful Detainer	UD	134	▼	-37.7%	-81
	Other	OT	70	▲	+6.1%	+4
	Preliminary Protective Order	PP	59	▲	+9.3%	+5
	Admin License	AL	54	▲	+5.9%	+3
	Protective Order	PO	49	▲	+28.9%	+11
	Show Cause	SC	42	▼	-20.8%	-11
	Impoundment	IM	39	▲	+39.3%	+11
	Bond Forfeiture	BF	34	▼	-33.3%	-17
	Detinue	DT	10	▼	-33.3%	-5
	Motion for Judgment	MJ	9	▼	-40.0%	-6
	Abstract	AJ	8	▼	-55.6%	-10
	Interrogatory	IN	8	▼	-42.9%	-6
	Tenants Assertion	TA	4	▲	+100.0%	+2
	Capias	CA	2	▲	-	+2
	Third Party Claim	TH	2	▲	-	+2
	Counterclaim	CC	1	↔	-	-
	Petition-Restore Arms	PR	1	▲	-	+1
	Interrogatory-Not	IC	0	▼	-100.0%	-1
	Total		2,501	▼	-0.1%	-3
Civil Commitments	Temporary Detention Order	TD	37	▲	+8.8%	+3
	Emergency Custody Order	EC	11	▲	+22.2%	+2
	Mental Commitment	MC	6	▲	+100.0%	+3
	Petition	PT	1	▲	-	+1
	Total		55	▲	19.6%	+9
GRAND TOTAL			10,111	▼	-1.6%	-163

Dispositions by Major Case Category**

Category	Summary	Change	% Change	Absolute Change
Felony	442	▼	-8.3%	-40
Garnishment	772	▼	+6.5%	+47
General Civil	1,246	▲	+2.9%	+35

Infraction/Civil Violation	4,058	▲	+3.7%	+146
Involuntary Civil Commitments	1	▲	-	+1
Landlord /Tenant	138	▲	-36.4%	-79
Misdemeanor	2,728	▼	-10.9%	-335
Other	618	▲	+8.0%	+46
Protective Orders	108	▲	+17.4%	+16
GRAND TOTAL	10,111	▼	-1.6%	-163

2025 Overall GRAND TOTAL		Distribution of Caseload			Change*		Percentage (%) of Caseload			
<div><div>2025</div><div>2024</div></div> <div><div>3,053</div><div>-70</div><div>-2.2%</div></div> <div><div></div><div></div></div>										
	Criminal	351	11%	-13.8%	▼	-56	Criminal	2024 13.0%	2025 11.5%	
	Traffic	2,175	71%	-2.4%	▼	-54	Traffic	71.4%	71.2%	
	Civil	522	17%	9.9%	▲	+47	Civil	15.2%	17.1%	
	Civil Commitments	5	0%	-58.3%	▼	-7	Civil Commitments	0.4%	0.2%	
GRAND TOTAL		3,053	100%	-2.2%	▼	-70	GRAND TOTAL		100%	100%

Dispositions by Division & Code

Division	Case Type Description	Code	Summary	Change	% Change	Absolute Change
Criminal	Misdemeanor	M	211	▼	-11.0%	-26
	Felony	F	58	▼	-23.7%	-18
	Capias	CA	40	▲	+29.0%	+9
	Show Cause	SC	26	▲	+8.3%	+2
	Civil Violation	CV	16	▼	-59.0%	-23
	Total		351	▼	-13.8%	-56
Traffic	Infraction	I	1,824	▲	+1.7%	+31
	Misdemeanor	M	324	▼	-18.4%	-73
	Capias	CA	13	▼	-35.0%	-7
	Felony	F	12	▼	-14.3%	-2
	Show Cause	SC	2	▼	-50.0%	-2
	Restricted Operators License	RL	0	▼	-100.0%	-1
	Total		2,175	▼	-2.4%	-54
Civil	Warrant in Debt	WD	280	▲	+56.4%	+101
	Garnishment	GA	117	▲	+14.7%	+15
	Unlawful Detainer	UD	54	▼	-28.0%	-21
	Admin License	AL	28	▼	-30.0%	-12
	Other	OT	12	▲	-20.0%	-3
	Preliminary Protective Order	PP	8	↔	-	-
	Protective Order	PO	5	▼	-37.5%	-3
	Impoundment	IM	4	▼	-33.3%	-2
	Interrogatory	IN	4	▲	+33.3%	+1
	Detinue	DT	3	▼	-25.0%	-1
	Show Cause	SC	3	▼	-70.0%	-7
	Abstract	AJ	2	▼	-66.7%	-4
	Overweight	OC	2	▼	-80.0%	-8
	Capias	CA	0	▼	-100.0%	-1
	Motion for Judgment	MJ	0	▼	-100.0%	-5
	Petition-Restore Arms	PR	0	▼	-100.0%	-1
	Tenants Assertion	TA	0	▼	-100.0%	-2
	Total		522	▲	9.9%	+47
Civil Commitments	Temporary Detention Order	TD	5	▼	-44.4%	-4
	Emergency Custody Order	EC	0	▼	-100.0%	-3
	Total		5	▼	-58.3%	-7
GRAND TOTAL			3,053	▼	-2.2%	-70

Dispositions by Major Case Category**

Category	Summary	Change	% Change	Absolute Change
Felony	70	▼	-22.2%	-20
Garnishment	121	▲	+15.2%	+16
General Civil	286	▲	+50.5%	+96
Infraction/Civil Violation	1,842	▼		0
Landlord /Tenant	54	▼	-29.9%	-23
Misdemeanor	535	▼	-15.7%	-100
Other	132	▼	-21.4%	-36
Protective Orders	13	▼	-18.8%	-3

GRAND TOTAL	3,053	▼	-2.2%	-70
-------------	-------	---	-------	-----

2025 Overall GRAND TOTAL		Distribution of Caseload			Change*		Percentage (%) of Caseload		
<div>2025 <div></div></div> <div>2024 <div></div></div> <div>+382 33.5%</div> <div>↑</div>	1,522	Criminal	225	15%	11.4% ▲	+23	Criminal	2024 17.7%	2025 14.8%
		Traffic	1,004	66%	58.4% ▲	+370	Traffic	55.6%	66.0%
		Civil	263	17%	-6.7% ▼	-19	Civil	24.7%	17.3%
		Civil Commitments	30	2%	36.4% ▲	+8	Civil Commitments	1.9%	2.0%
		GRAND TOTAL	1,522	100%	33.5% ▲	+382	GRAND TOTAL	100%	100%

Dispositions by Division & Code

Division	Case Type Description	Code	Summary	Change	% Change	Absolute Change
Criminal	Misdemeanor	M	130	▼	-11.6%	-17
	Felony	F	53	▲	+82.8%	+24
	Capias	CA	23	▲	+53.3%	+8
	Show Cause	SC	13	▲	+160.0%	+8
	Civil Violation	CV	5	▼	-16.7%	-1
	Restricted Operators License	RL	1	▲	-	+1
	Total		225	▲	11.4%	+23
Traffic	Infraction	I	793	▲	+48.8%	+260
	Misdemeanor	M	190	▲	+120.9%	+104
	Show Cause	SC	10	▲	+150.0%	+6
	Felony	F	8	▲	+166.7%	+5
	Capias	CA	3	▼	-57.1%	-4
	Restricted Operators License	RL	0	▼	-100.0%	-1
	Total		1,004	▲	58.4%	+370
Civil	Warrant in Debt	WD	119	▼	-8.5%	-11
	Garnishment	GA	67	▲	+13.6%	+8
	Detinue	DT	23	▲	+91.7%	+11
	Admin License	AL	18	▲	+28.6%	+4
	Other	OT	13	▼	-23.5%	-4
	Unlawful Detainer	UD	11	▼	-65.6%	-21
	Preliminary Protective Order	PP	6	▼	-25.0%	-2
	Impoundment	IM	4	▲	+300.0%	+3
	Abstract	AJ	2	▲	+100.0%	+1
	Capias	CA	0	▼	-100.0%	-1
	Interrogatory	IN	0	▼	-100.0%	-4
	Show Cause	SC	0	▼	-100.0%	-2
	Tenants Assertion	TA	0	▼	-100.0%	-1
	Total		263	▼	-6.7%	-19
Civil Commitments	Mental Commitment	MC	18	▲	+50.0%	+6
	Temporary Detention Order	TD	7	↔	-	-
	Other	OT	3	▲	+50.0%	+1
	Emergency Custody Order	EC	2	▲	+100.0%	+1
	Total		30	▲	36.4%	+8
GRAND TOTAL			1,522	▲	33.5%	+382

Dispositions by Major Case Category**

Category	Summary	Change	% Change	Absolute Change
Felony	61	▲	+90.6%	+29
Garnishment	67	▼	+6.3%	+4
General Civil	143	▲	-0.7%	-1
Infraction/Civil Violation	798	▲	+48.1%	+259
Involuntary Civil Commitments	3	▲	+50.0%	+1
Landlord /Tenant	11	▼	-66.7%	-22
Misdemeanor	321	▲	+37.2%	+87
Other	112	▲	+31.8%	+27
Protective Orders	6	▼	-25.0%	-2

GRAND TOTAL	1,522	▲	33.5%	+382
-------------	-------	---	-------	------

2025 Overall GRAND TOTAL		Distribution of Caseload				Change*		Percentage (%) of Caseload		
<div>2025 <div></div></div> <div>2024 <div></div></div> <div>+22 3.4% ↑</div>	674	Criminal	128	19%	17.4%	▲	+19	Criminal	2024	2025
		Traffic	340	50%	-9.1%	▼	-34	Traffic	16.7%	19.0%
		Civil	200	30%	21.2%	▲	+35	Civil	57.4%	50.4%
		Civil Commitments	6	1%	50.0%	▲	+2	Civil Commitments	25.3%	29.7%
		GRAND TOTAL	674	100%	3.4%	▲	+22	GRAND TOTAL	0.6%	0.9%
								GRAND TOTAL	100%	100%

Dispositions by Division & Code

Division	Case Type Description	Code	Summary	Change	% Change	Absolute Change
Criminal	Misdemeanor	M	77	▲	+22.2%	+14
	Felony	F	31	▲	+55.0%	+11
	Capias	CA	11	▲	+57.1%	+4
	Civil Violation	CV	5	↔		-
	Show Cause	SC	4	▼	-69.2%	-9
	Motion	MO	0	▼	-100.0%	-1
	Total		128	▲	17.4%	+19
Traffic	Infraction	I	268	▲	+0.8%	+2
	Misdemeanor	M	68	▼	-34.6%	-36
	Felony	F	2	▲	+100.0%	+1
	Capias	CA	1	↔		-
	Show Cause	SC	1	▼	-50.0%	-1
	Total		340	▼	-9.1%	-34
Civil	Warrant in Debt	WD	117	▲	+48.1%	+38
	Garnishment	GA	39	▲	+18.2%	+6
	Unlawful Detainer	UD	14	↔		-
	Other	OT	10	▼	-28.6%	-4
	Admin License	AL	7	▲	+250.0%	+5
	Protective Order	PO	5	▼	-28.6%	-2
	Preliminary Protective Order	PP	4	▼	-33.3%	-2
	Bond Forfeiture	BF	3	▲	+50.0%	+1
	Interrogatory	IN	1	▼	-50.0%	-1
	Abstract	AJ	0	▼	-100.0%	-2
	Detinue	DT	0	▼	-100.0%	-1
	Impoundment	IM	0	▼	-100.0%	-2
	Show Cause	SC	0	▼	-100.0%	-1
	Total		200	▲	21.2%	+35
Civil Commitments	Temporary Detention Order	TD	6	▲	+50.0%	+2
	Total		6	▲	50.0%	+2
GRAND TOTAL			674	▲	3.4%	+22

Dispositions by Major Case Category**

Category	Summary	Change	% Change	Absolute Change
Felony	33	▲	+57.1%	+12
Garnishment	40	▼	+14.3%	+5
General Civil	117	▼	+46.3%	+37
Infraction/Civil Violation	273	▲	+0.7%	+2
Landlord /Tenant	14	↔		0
Misdemeanor	145	▼	-13.2%	-22
Other	43	▼	-15.7%	-8
Protective Orders	9	▼	-30.8%	-4
GRAND TOTAL	674	▲	3.4%	+22

2025 Overall GRAND TOTAL		Distribution of Caseload			Change*		Percentage (%) of Caseload		
<div>2025 <div></div></div> <div>2024 <div></div></div> <div>+257 18.7%</div> <div>↑</div>	1,632	Criminal	121	7%	9.0% ▲	+10	Criminal	2024 8.1%	2025 7.4%
		Traffic	789	48%	29.8% ▲	+181	Traffic	44.2%	48.3%
		Civil	720	44%	10.3% ▲	+67	Civil	47.5%	44.1%
		Civil Commitments	2	0%	-33.3% ▼	-1	Civil Commitments	0.2%	0.1%
		GRAND TOTAL	1,632	100%	18.7% ▲	+257	GRAND TOTAL	100%	100%

Dispositions by Division & Code

Division	Case Type Description	Code	Summary	Change	% Change	Absolute Change
Criminal	Misdemeanor	M	73	▲	+21.7%	+13
	Felony	F	19	▼	-44.1%	-15
	Capias	CA	17	▲	+88.9%	+8
	Show Cause	SC	8	▲	+33.3%	+2
	Civil Violation	CV	4	▲	+300.0%	+3
	Restricted Operators License	RL	0	▼	-100.0%	-1
	Total		121	▲	9.0%	+10
Traffic	Infraction	I	682	▲	+31.7%	+164
	Misdemeanor	M	107	▲	+18.9%	+17
	Total		789	▲	29.8%	+181
Civil	Warrant in Debt	WD	657	▲	+14.5%	+83
	Garnishment	GA	33	▼	-5.7%	-2
	Unlawful Detainer	UD	12	▼	-42.9%	-9
	Other	OT	8	▼	-11.1%	-1
	Admin License	AL	5	▲	+150.0%	+3
	Interrogatory	IN	2	↔		-
	Detinue Seizure	DZ	1	▲	-	+1
	Motion for Judgment	MJ	1	↔		-
	Preliminary Protective Order	PP	1	▼	-66.7%	-2
	Counterclaim	CC	0	▼	-100.0%	-1
	Detinue	DT	0	▼	-100.0%	-3
	Impoundment	IM	0	▼	-100.0%	-1
	Show Cause	SC	0	▼	-100.0%	-1
	Total		720	▲	10.3%	+67
Civil Commitments	Temporary Detention Order	TD	2	▼	-33.3%	-1
	Total		2	▼	-33.3%	-1
GRAND TOTAL			1,632	▲	18.7%	+257

Dispositions by Major Case Category**

Category	Summary	Change	% Change	Absolute Change
Felony	19	▼	-44.1%	-15
Garnishment	35	▼	-5.4%	-2
General Civil	661	▲	+14.0%	+81
Infraction/Civil Violation	686	▲	+32.2%	+167
Landlord /Tenant	12	▼	-42.9%	-9
Misdemeanor	180	▼	+19.2%	+29
Other	38	▼	+26.7%	+8
Protective Orders	1	▼	-66.7%	-2
GRAND TOTAL	1,632	▲	18.7%	+257

2025 Overall GRAND TOTAL		Distribution of Caseload			Change*		Percentage (%) of Caseload		
<div>2025 <div></div></div> <div>2024 <div></div></div> <div>+999 8.9%</div> <div>↑</div>	12,215	Criminal	1,603	13%	4.2% ▲	+64	Criminal	2024 13.7%	2025 13.1%
		Traffic	5,625	46%	2.0% ▲	+109	Traffic	49.2%	46.0%
		Civil	4,850	40%	21.7% ▲	+865	Civil	35.5%	39.7%
		Civil Commitments	137	1%	-22.2% ▼	-39	Civil Commitments	1.6%	1.1%
		GRAND TOTAL	12,215	100%	8.9% ▲	+999	GRAND TOTAL	100%	100%

Dispositions by Division & Code

Division	Case Type Description	Code	Summary	Change	% Change	Absolute Change
Criminal	Misdemeanor	M	995	▲	+15.6%	+134
	Felony	F	438	▼	-8.4%	-40
	Capias	CA	103	▼	-27.0%	-38
	Show Cause	SC	35	▲	+25.0%	+7
	Civil Violation	CV	32	▲	+3.2%	+1
	Total		1,603	▲	4.2%	+64
Traffic	Infraction	I	4,234	▼	-1.8%	-78
	Misdemeanor	M	1,357	▲	+17.1%	+198
	Capias	CA	16	▼	-40.7%	-11
	Felony	F	13	▼	-18.8%	-3
	Show Cause	SC	4	▲	+100.0%	+2
	Civil Violation	CV	1	▲	-	+1
	Total		5,625	▲	2.0%	+109
Civil	Warrant in Debt	WD	2,616	▲	+34.0%	+664
	Garnishment	GA	1,266	▲	+26.7%	+267
	Unlawful Detainer	UD	405	▼	-27.2%	-151
	Other	OT	108	▲	+45.9%	+34
	Show Cause	SC	87	▲	+81.3%	+39
	Admin License	AL	73	▲	+23.7%	+14
	Preliminary Protective Order	PP	68	▲	+9.7%	+6
	Interrogatory	IN	61	▲	+48.8%	+20
	Protective Order	PO	61	▲	+24.5%	+12
	Abstract	AJ	26	▼	-23.5%	-8
	Impoundment	IM	26	▲	+100.0%	+13
	Motion for Judgment	MJ	20	▼	-42.9%	-15
	Detinue	DT	18	▼	-60.9%	-28
	Bond Forfeiture	BF	6	↔		-
	Capias	CA	5	▲	+66.7%	+2
	Counterclaim	CC	4	▲	+100.0%	+2
	Overweight	OC	0	▼	-100.0%	-1
	Petition-Restore Arms	PR	0	▼	-100.0%	-2
	Tenants Assertion	TA	0	▼	-100.0%	-3
	Total		4,850	▲	21.7%	+865
Civil Commitments	Temporary Detention Order	TD	84	▼	-16.8%	-17
	Emergency Custody Order	EC	35	▼	-20.5%	-9
	Mental Commitment	MC	18	▼	-35.7%	-10
	Other	OT	0	▼	-100.0%	-3
	Total		137	▼	-22.2%	-39
GRAND TOTAL			12,215	▲	8.9%	+999

Dispositions by Major Case Category**

Category	Summary	Change	% Change	Absolute Change
Felony	451	▼	-8.7%	-43
Garnishment	1,327	▲	+27.6%	+287
General Civil	2,672	▼	+30.7%	+627
Infraction/Civil Violation	4,267	▲	-1.8%	-77
Involuntary Civil Commitments	0	▼	-100.0%	-3

Landlord /Tenant	405	▼	-27.5%	-154
Misdemeanor	2,352	▲	+16.4%	+332
Other	612	▲	+2.0%	+12
Protective Orders	129	▲	+16.2%	+18
GRAND TOTAL	12,215	▲	8.9%	+999

2025 Overall GRAND TOTAL		Distribution of Caseload			Change*		Percentage (%) of Caseload			
<div><div>13,471</div><div>+1,799</div><div>15.4%</div></div> <div><div>2025</div><div>2024</div><div></div><div></div><div>↑</div></div>		<div>Criminal</div>	2,589	19%	4.2%	▲	+105	<div>Criminal</div>	2024 21.3%	2025 19.2%
		<div>Traffic</div>	6,294	47%	17.2%	▲	+925	<div>Traffic</div>	46.0%	46.7%
		<div>Civil</div>	4,473	33%	20.4%	▲	+757	<div>Civil</div>	31.8%	33.2%
		<div>Civil Commitments</div>	115	1%	11.7%	▲	+12	<div>Civil Commitments</div>	0.9%	0.9%
		<div>GRAND TOTAL</div>	13,471	100%	15.4%	▲	+1,799	<div>GRAND TOTAL</div>	100%	100%

Dispositions by Division & Code

Division	Case Type Description	Code	Summary	Change	% Change	Absolute Change
Criminal	Misdemeanor	M	1,485	▲	+12.5%	+165
	Felony	F	665	▼	-12.0%	-91
	Capias	CA	301	▲	+6.7%	+19
	Civil Violation	CV	72	▲	+38.5%	+20
	Show Cause	SC	66	▼	-10.8%	-8
	Total		2,589	▲	4.2%	+105
Traffic	Infraction	I	4,733	▲	+18.5%	+739
	Misdemeanor	M	1,438	▲	+12.5%	+160
	Capias	CA	52	▲	+36.8%	+14
	Felony	F	49	▲	+14.0%	+6
	Civil Violation	CV	15	▲	+25.0%	+3
	Show Cause	SC	6	▲	+50.0%	+2
	Other	O	1	▲	-	+1
	Total		6,294	▲	17.2%	+925
Civil	Warrant in Debt	WD	2,210	▲	+40.6%	+638
	Garnishment	GA	1,049	▲	+15.3%	+139
	Unlawful Detainer	UD	418	▼	-22.6%	-122
	Admin License	AL	163	▲	+38.1%	+45
	Other	OT	134	▲	+32.7%	+33
	Show Cause	SC	115	▲	+13.9%	+14
	Impoundment	IM	112	▼	-1.8%	-2
	Interrogatory	IN	68	▲	+74.4%	+29
	Preliminary Protective Order	PP	62	▼	-8.8%	-6
	Motion for Judgment	MJ	30	▼	-16.7%	-6
	Abstract	AJ	27	▼	-18.2%	-6
	Bond Forfeiture	BF	26	▼	-29.7%	-11
	Protective Order	PO	26	▲	+8.3%	+2
	Overweight	OC	8	▲	+700.0%	+7
	Detinue	DT	7	▲	+40.0%	+2
	Zoning Violation	ZO	6	▲	+100.0%	+3
	Tenants Assertion	TA	5	▼	-16.7%	-1
	Capias	CA	3	↔	-	-
	Counterclaim	CC	2	▼	-33.3%	-1
	Restricted Operators License	RL	2	▲	+100.0%	+1
	Attachment	AT	0	▼	-100.0%	-1
	Total		4,473	▲	20.4%	+757
Civil Commitments	Temporary Detention Order	TD	85	▲	+37.1%	+23
	Emergency Custody Order	EC	30	▼	-26.8%	-11
	Total		115	▲	11.7%	+12
GRAND TOTAL			13,471	▲	15.4%	+1,799

Dispositions by Major Case Category**

Category	Summary	Change	% Change	Absolute Change
Felony	714	▲	-10.6%	-85
Garnishment	1,117	▲	+17.7%	+168
General Civil	2,267	▲	+38.0%	+624
Infraction/Civil Violation	4,829	▲	+19.0%	+770

Landlord /Tenant	423	▼	-22.5%	-123
Misdemeanor	2,931	▲	+12.6%	+329
Other	1,102	▲	+12.2%	+120
Protective Orders	88	▼	-4.3%	-4
GRAND TOTAL	13,471	▲	15.4%	+1,799

2025 Overall GRAND TOTAL		Distribution of Caseload			Change*		Percentage (%) of Caseload		
<div>2025 <div></div></div> <div>2024 <div></div></div> <div>+562 28.4%</div> <div>↑</div>	2,541	Criminal	242	10%	5.7% ▲	+13	Criminal	2024 11.6%	2025 9.5%
		Traffic	1,758	69%	35.5% ▲	+461	Traffic	65.5%	69.2%
		Civil	514	20%	18.7% ▲	+81	Civil	21.9%	20.2%
		Civil Commitments	27	1%	35.0% ▲	+7	Civil Commitments	1.0%	1.1%
		GRAND TOTAL	2,541	100%	28.4% ▲	+562	GRAND TOTAL	100%	100%

Dispositions by Division & Code

Division	Case Type Description	Code	Summary	Change	% Change	Absolute Change
Criminal	Misdemeanor	M	149	▲	+9.6%	+13
	Felony	F	62	▼	-11.4%	-8
	Capias	CA	19	▲	+26.7%	+4
	Show Cause	SC	8	▲	+33.3%	+2
	Civil Violation	CV	4	▲	+100.0%	+2
	Total		242	▲	5.7%	+13
Traffic	Infraction	I	1,444	▲	+37.3%	+392
	Misdemeanor	M	268	▲	+23.5%	+51
	Capias	CA	17	▲	+112.5%	+9
	Show Cause	SC	12	▲	+71.4%	+5
	Civil Violation	CV	9	▲	+200.0%	+6
	Felony	F	8	▼	-20.0%	-2
	Total		1,758	▲	35.5%	+461
Civil	Warrant in Debt	WD	303	▲	+56.2%	+109
	Garnishment	GA	102	▲	+25.9%	+21
	Impoundment	IM	19	▼	-34.5%	-10
	Unlawful Detainer	UD	17	▼	-72.1%	-44
	Other	OT	16	▼	-36.0%	-9
	Admin License	AL	14	▼	-22.2%	-4
	Protective Order	PO	13	↔	-	-
	Preliminary Protective Order	PP	9	▲	+200.0%	+6
	Interrogatory	IN	7	▲	+75.0%	+3
	Show Cause	SC	6	▲	+200.0%	+4
	Detinue	DT	5	▲	+400.0%	+4
	Abstract	AJ	2	▲	+100.0%	+1
	Counterclaim	CC	1	▲	-	+1
	Motion for Judgment	MJ	0	▼	-100.0%	-1
	Total		514	▲	18.7%	+81
Civil Commitments	Temporary Detention Order	TD	19	▲	+5.6%	+1
	Emergency Custody Order	EC	7	▲	+250.0%	+5
	Medical Emergency Temporary Detention Order	MT	1	▲	-	+1
	Total		27	▲	35.0%	+7
GRAND TOTAL			2,541	▲	28.4%	+562

Dispositions by Major Case Category**

Category	Summary	Change	% Change	Absolute Change
Felony	70	▼	-12.5%	-10
Garnishment	109	▲	+28.2%	+24
General Civil	312	▲	+56.0%	+112
Infraction/Civil Violation	1,457	▲	+37.8%	+400
Landlord /Tenant	17	▼	-72.1%	-44
Misdemeanor	417	▲	+18.1%	+64
Other	137	▲	+7.9%	+10
Protective Orders	22	▲	+37.5%	+6
GRAND TOTAL	2,541	▲	28.4%	+562

* Compared to same time period as previous year

** Case Type Categories are defined in the 2017 Virginia Judicial Workload Assessment

The data reported reflect the case management system. The case types reported may not necessitate judicial involvement.

7/16/2025 10:55:21AM

Source: SCV-SQL-Information

2025 Overall GRAND TOTAL		Distribution of Caseload			Change*		Percentage (%) of Caseload		
<div>2025 <div></div></div> <div>2024 <div></div></div> <div>+89 1.2% ↑</div>	7,442	Criminal	1,088	15%	17.2% ▲	+160	Criminal	2024 12.6%	2025 14.6%
		Traffic	3,700	50%	-2.1% ▼	-80	Traffic	51.4%	49.7%
		Civil	2,562	34%	1.3% ▲	+33	Civil	34.4%	34.4%
		Civil Commitments	92	1%	-20.7% ▼	-24	Civil Commitments	1.6%	1.2%
		GRAND TOTAL	7,442	100%	1.2% ▲	+89	GRAND TOTAL	100%	100%

Dispositions by Division & Code

Division	Case Type Description	Code	Summary	Change	% Change	Absolute Change
Criminal	Misdemeanor	M	580	▲	+6.4%	+35
	Felony	F	249	▲	+53.7%	+87
	Capias	CA	132	▲	+15.8%	+18
	Show Cause	SC	95	▲	+6.7%	+6
	Civil Violation	CV	32	▲	+77.8%	+14
	Total		1,088	▲	17.2%	+160
Traffic	Infraction	I	2,742	▼	-9.6%	-292
	Misdemeanor	M	825	▲	+22.6%	+152
	Civil Violation	CV	61	▲	+2,950.0%	+59
	Capias	CA	32	▲	+6.7%	+2
	Show Cause	SC	25	▼	-13.8%	-4
	Felony	F	15	▲	+25.0%	+3
	Total		3,700	▼	-2.1%	-80
Civil	Warrant in Debt	WD	1,167	▲	+22.6%	+215
	Garnishment	GA	664	▲	+9.6%	+58
	Unlawful Detainer	UD	274	▼	-52.0%	-297
	Detinue	DT	114	▲	+107.3%	+59
	Other	OT	105	▼	-5.4%	-6
	Preliminary Protective Order	PP	47	▼	-7.8%	-4
	Protective Order	PO	46	▼	-14.8%	-8
	Interrogatory	IN	38	▲	+35.7%	+10
	Admin License	AL	27	▼	-20.6%	-7
	Abstract	AJ	25	▲	+25.0%	+5
	Motion for Judgment	MJ	15	▲	+200.0%	+10
	Show Cause	SC	15	▼	-25.0%	-5
	Counterclaim	CC	9	▲	+125.0%	+5
	Zoning Violation	ZO	5	▲	+25.0%	+1
	Bond Forfeiture	BF	3	▲	+50.0%	+1
	Impoundment	IM	3	▼	-50.0%	-3
	Tenants Assertion	TA	3	↔		-
	Petition-Restore Arms	PR	1	↔		-
	Restricted Operators License	RL	1	▲	-	+1
	Distress Seizure	DS	0	▼	-100.0%	-1
	Petition to Require Blood Test	BT	0	▼	-100.0%	-1
	Total		2,562	▲	1.3%	+33
Civil Commitments	Temporary Detention Order	TD	61	▼	-19.7%	-15
	Emergency Custody Order	EC	31	▼	-18.4%	-7
	Mental Commitment	MC	0	▼	-100.0%	-2
	Total		92	▼	-20.7%	-24
GRAND TOTAL			7,442	▲	1.2%	+89

Dispositions by Major Case Category**

Category	Summary	Change	% Change	Absolute Change
Felony	264	▲	+51.7%	+90
Garnishment	702	▲	+10.7%	+68
General Civil	1,327	▲	+26.9%	+281
Infraction/Civil Violation	2,835	▲	-7.2%	-219

Landlord /Tenant	277	▼	-51.7%	-297
Misdemeanor	1,411	▲	+15.5%	+189
Other	533	▼	-2.0%	-11
Protective Orders	93	▼	-11.4%	-12
GRAND TOTAL	7,442	▲	1.2%	+89

2025 Overall GRAND TOTAL		Distribution of Caseload			Change*		Percentage (%) of Caseload		
<div>2025 <div></div></div> <div>2024 <div></div></div> <div>3,554</div> <div>+500 16.4%</div> <div>↑</div>	Criminal	734	21%	1.5%	▲	+11	Criminal	2024 23.7%	2025 20.7%
	Traffic	1,557	44%	60.4%	▲	+586	Traffic	31.8%	43.8%
	Civil	902	25%	-12.8%	▼	-132	Civil	33.9%	25.4%
	Civil Commitments	361	10%	10.7%	▲	+35	Civil Commitments	10.7%	10.2%
	GRAND TOTAL	3,554	100%	16.4%	▲	+500	GRAND TOTAL	100%	100%

Dispositions by Division & Code

Division	Case Type Description	Code	Summary	Change	% Change	Absolute Change
Criminal	Misdemeanor	M	445	▲	+6.0%	+25
	Felony	F	133	▲	+6.4%	+8
	Capias	CA	98	▲	+4.3%	+4
	Show Cause	SC	48	▼	-34.2%	-25
	Civil Violation	CV	10	▼	-9.1%	-1
	Total		734	▲	1.5%	+11
Traffic	Infraction	I	1,235	▲	+54.0%	+433
	Misdemeanor	M	295	▲	+102.1%	+149
	Capias	CA	11	▲	+22.2%	+2
	Show Cause	SC	10	▼	-23.1%	-3
	Felony	F	4	▲	+300.0%	+3
	Civil Violation	CV	2	▲	-	+2
	Total		1,557	▲	60.4%	+586
Civil	Warrant in Debt	WD	395	▼	-0.8%	-3
	Garnishment	GA	195	▼	-18.4%	-44
	Unlawful Detainer	UD	119	▼	-31.2%	-54
	Other	OT	88	▼	-12.0%	-12
	Protective Order	PO	31	▼	-18.4%	-7
	Preliminary Protective Order	PP	28	▼	-24.3%	-9
	Admin License	AL	12	▼	-36.8%	-7
	Interrogatory	IN	12	▲	+71.4%	+5
	Impoundment	IM	7	▲	+75.0%	+3
	Abstract	AJ	4	▲	+33.3%	+1
	Detinue	DT	4	▲	+33.3%	+1
	Show Cause	SC	4	▲	+33.3%	+1
	Counterclaim	CC	2	▲	-	+2
	Tenants Assertion	TA	1	↔		-
	Motion for Judgment	MJ	0	▼	-100.0%	-9
	Total		902	▼	-12.8%	-132
Civil Commitments	Mental Commitment	MC	155	▲	+22.0%	+28
	Temporary Detention Order	TD	90	▲	+4.7%	+4
	Emergency Custody Order	EC	61	▼	-11.6%	-8
	Other	OT	53	▲	+26.2%	+11
	Medical Emergency Temporary Detention Order	MT	2	↔		-
	Total		361	▲	10.7%	+35
GRAND TOTAL			3,554	▲	16.4%	+500

Dispositions by Major Case Category**

Category	Summary	Change	% Change	Absolute Change
Felony	137	▲	+8.7%	+11
Garnishment	207	▲	-15.9%	-39
General Civil	411	▼	-6.6%	-29
Infraction/Civil Violation	1,247	▲	+53.4%	+434
Involuntary Civil Commitments	53	▲	+26.2%	+11
Landlord /Tenant	120	▼	-31.0%	-54
Misdemeanor	740	▲	+30.7%	+174

Other	580	▲	+1.4%	+8
Protective Orders	59	▼	-21.3%	-16
<i>GRAND TOTAL</i>	3,554	▲	16.4%	+500

2025 Overall GRAND TOTAL		Distribution of Caseload			Change*		Percentage (%) of Caseload		
<div>2025 <div></div></div> <div>2024 <div></div></div> <div>+511 9.5% ↑</div>	5,876	Criminal	740	13%	5.3% ▲	+37	Criminal	2024 13.1%	2025 12.6%
		Traffic	3,717	63%	12.6% ▲	+415	Traffic	61.5%	63.3%
		Civil	1,387	24%	5.6% ▲	+74	Civil	24.5%	23.6%
		Civil Commitments	32	1%	-31.9% ▼	-15	Civil Commitments	0.9%	0.5%
		GRAND TOTAL	5,876	100%	9.5% ▲	+511	GRAND TOTAL	100%	100%

Dispositions by Division & Code

Division	Case Type Description	Code	Summary	Change	% Change	Absolute Change
Criminal	Misdemeanor	M	429	▲	+11.4%	+44
	Felony	F	199	▲	+10.6%	+19
	Show Cause	SC	55	▼	-19.1%	-13
	Capias	CA	49	▼	-16.9%	-10
	Civil Violation	CV	8	▼	-27.3%	-3
	Total		740	▲	5.3%	+37
Traffic	Infraction	I	2,617	▲	+22.6%	+482
	Misdemeanor	M	899	▼	-5.8%	-55
	Capias	CA	91	▲	+21.3%	+16
	Show Cause	SC	76	▼	-29.0%	-31
	Felony	F	18	▼	-18.2%	-4
	Civil Violation	CV	11	▲	+37.5%	+3
	Restricted Operators License	RL	5	▲	+400.0%	+4
	Total		3,717	▲	12.6%	+415
Civil	Warrant in Debt	WD	646	▲	+9.3%	+55
	Garnishment	GA	434	▲	+19.2%	+70
	Unlawful Detainer	UD	97	▼	-37.8%	-59
	Other	OT	39	▼	-2.5%	-1
	Admin License	AL	31	▲	+6.9%	+2
	Impoundment	IM	27	▼	-15.6%	-5
	Interrogatory	IN	22	▲	+83.3%	+10
	Detinue	DT	19	▲	+35.7%	+5
	Preliminary Protective Order	PP	17	▲	+13.3%	+2
	Show Cause	SC	17	▲	+13.3%	+2
	Protective Order	PO	16	▼	-11.1%	-2
	Abstract	AJ	11	▲	+10.0%	+1
	Bond Forfeiture	BF	6	▼	-33.3%	-3
	Motion for Judgment	MJ	2	▼	-50.0%	-2
	Capias	CA	1	▲	-	+1
	Counterclaim	CC	1	▲	-	+1
	Tenants Assertion	TA	1	▲	-	+1
	Overweight	OC	0	▼	-100.0%	-3
	Petition-Restore Arms	PR	0	▼	-100.0%	-1
	Total		1,387	▲	5.6%	+74
Civil Commitments	Temporary Detention Order	TD	20	▼	-44.4%	-16
	Emergency Custody Order	EC	12	▲	+9.1%	+1
	Total		32	▼	-31.9%	-15
GRAND TOTAL			5,876	▲	9.5%	+511

Dispositions by Major Case Category**

Category	Summary	Change	% Change	Absolute Change
Felony	217	▼	+7.4%	+15
Garnishment	456	▲	+21.3%	+80
General Civil	674	▼	+8.9%	+55
Infraction/Civil Violation	2,636	▼	+22.2%	+479
Landlord /Tenant	98	▲	-37.2%	-58
Misdemeanor	1,333	▲	-0.5%	-7

Other	429	▲	-11.0%	-53
Protective Orders	33	▲		0
<i>GRAND TOTAL</i>	5,876	▲	9.5%	+511

2025 Overall GRAND TOTAL		Distribution of Caseload				Change*		Percentage (%) of Caseload		
<div>2025 <div></div></div> <div>2024 <div></div></div> <div>-213 -12.4%</div> <div>↓</div>	1,510	Criminal	175	12%	-7.4%	▼	-14	Criminal	2024 11.0%	2025 11.6%
		Traffic	758	50%	-33.6%	▼	-383	Traffic	66.2%	50.2%
		Civil	552	37%	49.6%	▲	+183	Civil	21.4%	36.6%
		Civil Commitments	25	2%	4.2%	▲	+1	Civil Commitments	1.4%	1.7%
		GRAND TOTAL	1,510	100%	-12.4%	▼	-213	GRAND TOTAL	100%	100%

Dispositions by Division & Code

Division	Case Type Description	Code	Summary	Change	% Change	Absolute Change
Criminal	Misdemeanor	M	95	▼	-12.0%	-13
	Felony	F	30	▼	-38.8%	-19
	Show Cause	SC	22	▲	+10.0%	+2
	Capias	CA	20	▲	+122.2%	+11
	Civil Violation	CV	5	▲	+66.7%	+2
	Restricted Operators License	RL	2	▲	-	+2
	Motion	MO	1	▲	-	+1
	Total		175	▼	-7.4%	-14
Traffic	Infraction	I	520	▼	-42.1%	-378
	Misdemeanor	M	168	▼	-12.5%	-24
	Show Cause	SC	40	▲	+8.1%	+3
	Capias	CA	23	▲	+91.7%	+11
	Other	O	5	▲	-	+5
	Civil Violation	CV	1	▲	-	+1
	Felony	F	1	▼	-50.0%	-1
	Total		758	▼	-33.6%	-383
Civil	Warrant in Debt	WD	312	▲	+68.6%	+127
	Garnishment	GA	146	▲	+46.0%	+46
	Impoundment	IM	20	▼	-16.7%	-4
	Other	OT	15	▲	+7.1%	+1
	Preliminary Protective Order	PP	15	▼	-11.8%	-2
	Unlawful Detainer	UD	15	▲	+87.5%	+7
	Protective Order	PO	7	▲	+133.3%	+4
	Admin License	AL	5	▲	+25.0%	+1
	Detinue	DT	5	▲	+150.0%	+3
	Show Cause	SC	5	▲	+25.0%	+1
	Interrogatory	IN	3	▼	-50.0%	-3
	Abstract	AJ	2	▲	-	+2
	Motion for Judgment	MJ	1	↔	-	-
	Petition-Restore Arms	PR	1	↔	-	-
	Total		552	▲	49.6%	+183
Civil Commitments	Temporary Detention Order	TD	19	▲	+72.7%	+8
	Emergency Custody Order	EC	4	▼	-33.3%	-2
	Medical Emergency Temporary Detention Order	MT	1	▲	-	+1
	Mental Commitment	MC	1	▼	-85.7%	-6
	Total		25	▲	4.2%	+1
GRAND TOTAL			1,510	▼	-12.4%	-213

Dispositions by Major Case Category**

Category	Summary	Change	% Change	Absolute Change
Felony	31	▼	-39.2%	-20
Garnishment	149	▼	+40.6%	+43
General Civil	325	▲	+71.1%	+135
Infraction/Civil Violation	531	▲	-41.1%	-370
Landlord /Tenant	15	▲	+87.5%	+7
Misdemeanor	265	▲	-11.7%	-35

Other	172	▲	+17.0%	+25
Protective Orders	22	▲	+10.0%	+2
<i>GRAND TOTAL</i>	1,510	▼	-12.4%	-213

2025 Overall GRAND TOTAL		Distribution of Caseload			Change*		Percentage (%) of Caseload		
<div>2025 <div></div></div> <div>2024 <div></div></div> <div>+226 8.4% ↑</div>	2,918	Criminal	169	6%	-16.3%	▼	-33	Criminal	7.5%
		Traffic	2,328	80%	9.2%	▲	+196	Traffic	79.2%
		Civil	411	14%	17.1%	▲	+60	Civil	13.0%
		Civil Commitments	10	0%	42.9%	▲	+3	Civil Commitments	0.3%
		GRAND TOTAL	2,918	100%	8.4%	▲	+226	GRAND TOTAL	100%

Dispositions by Division & Code

Division	Case Type Description	Code	Summary	Change	% Change	Absolute Change
Criminal	Misdemeanor	M	98	▼	-30.0%	-42
	Felony	F	33	▼	-5.7%	-2
	Show Cause	SC	17	▲	+142.9%	+10
	Civil Violation	CV	11	▼	-38.9%	-7
	Capias	CA	10	▲	+400.0%	+8
	Total		169	▼	-16.3%	-33
Traffic	Infraction	I	1,880	▲	+8.9%	+153
	Misdemeanor	M	441	▲	+11.6%	+46
	Felony	F	4	▲	+100.0%	+2
	Show Cause	SC	2	↔		-
	Other	O	1	↔		-
	Capias	CA	0	▼	-100.0%	-3
	Civil Violation	CV	0	▼	-100.0%	-2
	Total		2,328	▲	9.2%	+196
Civil	Warrant in Debt	WD	244	▲	+39.4%	+69
	Garnishment	GA	79	▲	+12.9%	+9
	Admin License	AL	24	▼	-35.1%	-13
	Unlawful Detainer	UD	21	▼	-19.2%	-5
	Other	OT	15	▲	+50.0%	+5
	Impoundment	IM	7	▼	-36.4%	-4
	Interrogatory	IN	6	▲	+500.0%	+5
	Detinue	DT	4	▲	+300.0%	+3
	Motion for Judgment	MJ	4	▼	-42.9%	-3
	Preliminary Protective Order	PP	3	▲	+50.0%	+1
	Protective Order	PO	2	▲	+100.0%	+1
	Show Cause	SC	1	▼	-75.0%	-3
	Tenants Assertion	TA	1	▲	-	+1
	Abstract	AJ	0	▼	-100.0%	-1
	Overweight	OC	0	▼	-100.0%	-5
	Total		411	▲	17.1%	+60
Civil Commitments	Mental Commitment	MC	5	▲	-	+5
	Emergency Custody Order	EC	4	↔		-
	Temporary Detention Order	TD	1	▼	-66.7%	-2
	Total		10	▲	42.9%	+3
GRAND TOTAL			2,918	▲	8.4%	+226

Dispositions by Major Case Category**

Category	Summary	Change	% Change	Absolute Change
Felony	37	▲		0
Garnishment	85	▲	+19.7%	+14
General Civil	258	▲	+37.2%	+70
Infraction/Civil Violation	1,892	▼	+7.9%	+139
Landlord /Tenant	22	▲	-15.4%	-4
Misdemeanor	539	▼	+0.7%	+4
Other	80	▲	+1.3%	+1
Protective Orders	5	▲	+66.7%	+2

GRAND TOTAL	2,918	▲	8.4%	+226
-------------	-------	---	------	------

2025 Overall GRAND TOTAL		Distribution of Caseload			Change*		Percentage (%) of Caseload		
2025	2,036	<div><div></div></div>	-951	-31.8%	<div></div>		Criminal	2024	2025
								7.7%	13.8%
2024		<div></div>					Traffic	77.6%	61.9%
								14.2%	22.8%
							Civil	0.5%	1.5%
GRAND TOTAL		2,036	100%	-31.8%	▼	-951	GRAND TOTAL	100%	100%

Dispositions by Division & Code

Division	Case Type Description	Code	Summary	Change	% Change	Absolute Change
Criminal	Misdemeanor	M	187	▲	+37.5%	+51
	Felony	F	33	▼	-31.3%	-15
	Civil Violation	CV	30	▲	+114.3%	+16
	Show Cause	SC	18	▲	+28.6%	+4
	Capias	CA	13	▼	-18.8%	-3
	Restricted Operators License	RL	0	▼	-100.0%	-1
	Total		281	▲	22.7%	+52
Traffic	Infraction	I	1,053	▼	-48.8%	-1,005
	Misdemeanor	M	197	▼	-22.1%	-56
	Felony	F	6	▲	+100.0%	+3
	Capias	CA	2	↔		-
	Show Cause	SC	2	▲	+100.0%	+1
	Total		1,260	▼	-45.6%	-1,057
Civil	Warrant in Debt	WD	231	▲	+30.5%	+54
	Garnishment	GA	119	▼	-1.7%	-2
	Other	OT	24	▲	+60.0%	+9
	Admin License	AL	21	▲	+10.5%	+2
	Unlawful Detainer	UD	21	▼	-44.7%	-17
	Preliminary Protective Order	PP	19	▲	+58.3%	+7
	Protective Order	PO	9	▼	-18.2%	-2
	Impoundment	IM	7	▼	-12.5%	-1
	Interrogatory	IN	6	▲	+20.0%	+1
	Show Cause	SC	5	▼	-54.5%	-6
	Abstract	AJ	3	▼	-25.0%	-1
	Motion for Judgment	MJ	0	▼	-100.0%	-1
	Tenants Assertion	TA	0	▼	-100.0%	-3
	Total		465	▲	9.4%	+40
Civil Commitments	Temporary Detention Order	TD	20	▲	+81.8%	+9
	Emergency Custody Order	EC	10	▲	+100.0%	+5
	Total		30	▲	87.5%	+14
GRAND TOTAL			2,036	▼	-31.8%	-951

Dispositions by Major Case Category**

Category	Summary	Change	% Change	Absolute Change	
Felony	39	▲	-23.5%	-12	
Garnishment	125	▲	-0.8%	-1	
General Civil	237	▼	+29.5%	+54	
Infraction/Civil Violation	1,083	▲	-47.7%	-989	
Landlord /Tenant	21	▼	-48.8%	-20	
Misdemeanor	384	▼	-1.5%	-6	
Other	119	▲	+17.8%	+18	
Protective Orders	28	▲	+21.7%	+5	
GRAND TOTAL		2,036	▼	-31.8%	-951

2025 Overall GRAND TOTAL		Distribution of Caseload			Change*		Percentage (%) of Caseload			
<div>2025 <div></div></div> <div>2024 <div></div></div> <div>-268 -8.0%</div> <div>↓</div>	3,095	Criminal	462	15%	-21.2%	▼	-124	Criminal	2024 17.4%	2025 14.9%
		Traffic	1,589	51%	-15.5%	▼	-292	Traffic	55.9%	51.3%
		Civil	1,018	33%	18.5%	▲	+159	Civil	25.5%	32.9%
		Civil Commitments	26	1%	-29.7%	▼	-11	Civil Commitments	1.1%	0.8%
		GRAND TOTAL	3,095	100%	-8.0%	▼	-268	GRAND TOTAL	100%	100%

Dispositions by Division & Code

Division	Case Type Description	Code	Summary	Change	% Change	Absolute Change
Criminal	Misdemeanor	M	270	▼	-15.9%	-51
	Felony	F	111	▼	-32.3%	-53
	Capias	CA	45	▼	-8.2%	-4
	Show Cause	SC	26	▼	-7.1%	-2
	Civil Violation	CV	10	▼	-58.3%	-14
	Total		462	▼	-21.2%	-124
Traffic	Infraction	I	1,269	▼	-17.0%	-259
	Misdemeanor	M	302	▼	-11.4%	-39
	Capias	CA	5	▲	+25.0%	+1
	Felony	F	5	↔		-
	Show Cause	SC	5	▲	+66.7%	+2
	Civil Violation	CV	3	▲	-	+3
	Total		1,589	▼	-15.5%	-292
Civil	Warrant in Debt	WD	588	▲	+45.5%	+184
	Garnishment	GA	249	▲	+27.7%	+54
	Other	OT	36	▼	-5.3%	-2
	Admin License	AL	35	▲	+25.0%	+7
	Unlawful Detainer	UD	33	▼	-51.5%	-35
	Impoundment	IM	25	▼	-68.4%	-54
	Preliminary Protective Order	PP	22	▲	+69.2%	+9
	Detinue	DT	6	▲	+100.0%	+3
	Show Cause	SC	6	↔		-
	Interrogatory	IN	5	▲	+66.7%	+2
	Protective Order	PO	5	▼	-28.6%	-2
	Abstract	AJ	4	▼	-20.0%	-1
	Motion for Judgment	MJ	4	▲	+100.0%	+2
	Counterclaim	CC	0	▼	-100.0%	-6
	Tenants Assertion	TA	0	▼	-100.0%	-2
	Total		1,018	▲	18.5%	+159
Civil Commitments	Temporary Detention Order	TD	22	▼	-33.3%	-11
	Emergency Custody Order	EC	4	↔		-
	Total		26	▼	-29.7%	-11
GRAND TOTAL			3,095	▼	-8.0%	-268

Dispositions by Major Case Category**

Category	Summary	Change	% Change	Absolute Change
Felony	116	▼	-31.4%	-53
Garnishment	254	▲	+28.3%	+56
General Civil	601	▲	+43.8%	+183
Infraction/Civil Violation	1,282	▲	-17.4%	-270
Landlord /Tenant	33	▼	-52.9%	-37
Misdemeanor	572	▼	-13.6%	-90
Other	210	▼	-23.4%	-64
Protective Orders	27	▲	+35.0%	+7
GRAND TOTAL	3,095	▼	-8.0%	-268

2025 Overall GRAND TOTAL		Distribution of Caseload				Change*		Percentage (%) of Caseload		
<div>2025 <div></div></div> <div>2024 <div></div></div>	<div>1,506</div> <div>-636</div> <div>-29.7%</div> <div></div>	Criminal	147	10%	83.8%	▲	+67	Criminal	2024 3.7%	2025 9.8%
		Traffic	1,130	75%	-41.2%	▼	-793	Traffic	89.8%	75.0%
		Civil	228	15%	66.4%	▲	+91	Civil	6.4%	15.1%
		Civil Commitments	1	0%	-50.0%	▼	-1	Civil Commitments	0.1%	0.1%
		GRAND TOTAL	1,506	100%	-29.7%	▼	-636	GRAND TOTAL	100%	100%

Dispositions by Division & Code

Division	Case Type Description	Code	Summary	Change	% Change	Absolute Change
Criminal	Misdemeanor	M	76	▲	+65.2%	+30
	Felony	F	32	▲	+77.8%	+14
	Show Cause	SC	17	▲	+240.0%	+12
	Capias	CA	12	▲	+300.0%	+9
	Civil Violation	CV	10	▲	+42.9%	+3
	Restricted Operators License	RL	0	▼	-100.0%	-1
	Total		147	▲	83.8%	+67
Traffic	Infraction	I	901	▼	-43.9%	-706
	Misdemeanor	M	209	▼	-26.7%	-76
	Capias	CA	13	▼	-7.1%	-1
	Show Cause	SC	5	▼	-58.3%	-7
	Civil Violation	CV	1	↔		-
	Felony	F	1	↔		-
	Restricted Operators License	RL	0	▼	-100.0%	-3
	Total		1,130	▼	-41.2%	-793
Civil	Warrant in Debt	WD	141	▲	+88.0%	+66
	Garnishment	GA	50	▲	+61.3%	+19
	Admin License	AL	8	▲	+700.0%	+7
	Other	OT	6	▲	+200.0%	+4
	Unlawful Detainer	UD	6	↔		-
	Protective Order	PO	5	▼	-28.6%	-2
	Preliminary Protective Order	PP	4	▼	-55.6%	-5
	Impoundment	IM	3	▲	+200.0%	+2
	Abstract	AJ	2	▲	-	+2
	Detinue	DT	1	↔		-
	Interrogatory	IN	1	▲	-	+1
	Overweight	OC	1	↔		-
	Counterclaim	CC	0	▼	-100.0%	-3
	Total		228	▲	66.4%	+91
Civil Commitments	Mental Commitment	MC	1	▲	-	+1
	Emergency Custody Order	EC	0	▼	-100.0%	-1
	Temporary Detention Order	TD	0	▼	-100.0%	-1
	Total		1	▼	-50.0%	-1
GRAND TOTAL			1,506	▼	-29.7%	-636

Dispositions by Major Case Category**

Category	Summary	Change	% Change	Absolute Change
Felony	33	▲	+73.7%	+14
Garnishment	51	▲	+64.5%	+20
General Civil	143	▲	+85.7%	+66
Infraction/Civil Violation	913	▼	-43.5%	-703
Landlord /Tenant	6	↔		0
Misdemeanor	285	▼	-14.9%	-50
Other	66	▲	+57.1%	+24
Protective Orders	9	▼	-43.8%	-7

GRAND TOTAL	1,506	▼	-29.7%	-636
-------------	-------	---	--------	------

2025 Overall GRAND TOTAL		Distribution of Caseload			Change*		Percentage (%) of Caseload		
<div>2025 <div></div></div> <div>2024 <div></div></div> <div>+771 18.4%</div> <div>↑</div>	4,961	Criminal	360	7%	-14.3%	▼	-60	Criminal	2024 10.0% 2025 7.3%
		Traffic	3,446	69%	28.7%	▲	+769	Traffic	63.9% 69.5%
		Civil	1,114	22%	5.6%	▲	+59	Civil	25.2% 22.5%
		Civil Commitments	41	1%	7.9%	▲	+3	Civil Commitments	0.9% 0.8%
		GRAND TOTAL	4,961	100%	18.4%	▲	+771	GRAND TOTAL	100% 100%

Dispositions by Division & Code

Division	Case Type Description	Code	Summary	Change	% Change	Absolute Change
Criminal	Misdemeanor	M	188	▼	-19.0%	-44
	Felony	F	95	▼	-22.1%	-27
	Show Cause	SC	33	▲	+17.9%	+5
	Capias	CA	28	▲	+33.3%	+7
	Civil Violation	CV	16	▼	-5.9%	-1
	Total		360	▼	-14.3%	-60
Traffic	Infraction	I	2,773	▲	+36.5%	+742
	Misdemeanor	M	491	▲	+1.0%	+5
	Other	O	159	▲	+11.2%	+16
	Felony	F	9	▲	+80.0%	+4
	Capias	CA	8	▲	+33.3%	+2
	Show Cause	SC	6	▲	+20.0%	+1
	Civil Violation	CV	0	▼	-100.0%	-1
	Total		3,446	▲	28.7%	+769
Civil	Warrant in Debt	WD	667	▲	+19.3%	+108
	Garnishment	GA	268	▲	+22.9%	+50
	Unlawful Detainer	UD	43	▼	-50.0%	-43
	Detinue	DT	38	▲	+8.6%	+3
	Other	OT	24	▼	-27.3%	-9
	Admin License	AL	16	▼	-30.4%	-7
	Impoundment	IM	16	▼	-30.4%	-7
	Show Cause	SC	10	▲	+25.0%	+2
	Interrogatory	IN	9	▼	-18.2%	-2
	Abstract	AJ	6	▲	+50.0%	+2
	Preliminary Protective Order	PP	6	▼	-79.3%	-23
	Motion for Judgment	MJ	4	▼	-20.0%	-1
	Protective Order	PO	4	▼	-77.8%	-14
	Counterclaim	CC	2	↔	-	-
	Restricted Operators License	RL	1	▲	-	+1
	Capias	CA	0	▼	-100.0%	-1
	Total		1,114	▲	5.6%	+59
Civil Commitments	Temporary Detention Order	TD	27	▼	-25.0%	-9
	Emergency Custody Order	EC	13	▲	+550.0%	+11
	Mental Commitment	MC	1	▲	-	+1
	Total		41	▲	7.9%	+3
GRAND TOTAL			4,961	▲	18.4%	+771

Dispositions by Major Case Category**

Category	Summary	Change	% Change	Absolute Change
Felony	104	▲	-18.1%	-23
Garnishment	277	▲	+21.0%	+48
General Civil	709	▼	+18.2%	+109
Infraction/Civil Violation	2,948	▼	+34.5%	+756
Landlord /Tenant	43	▼	-50.0%	-43
Misdemeanor	680	▲	-5.3%	-38
Other	190	▲	-0.5%	-1

Protective Orders	10	▼	-78.7%	-37
GRAND TOTAL	4,961	▲	18.4%	+771

2025 Overall GRAND TOTAL		Distribution of Caseload			Change*		Percentage (%) of Caseload		
<div>2025 <div></div></div> <div>2024 <div></div></div> <div>↑</div>	<div>21,299</div> <div>+4,644</div> <div>27.9%</div>	Criminal	3,676	17%	6.8%	▲	+235	2024	2025
		Traffic	13,109	62%	40.5%	▲	+3,781	56.0%	61.5%
		Civil	4,248	20%	18.2%	▲	+654	21.6%	19.9%
		Civil Commitments	266	1%	-8.9%	▼	-26	1.8%	1.2%
		GRAND TOTAL	21,299	100%	27.9%	▲	+4,644	100%	100%

Dispositions by Division & Code

Division	Case Type Description	Code	Summary	Change	% Change	Absolute Change
Criminal	Misdemeanor	M	2,097	▲	+26.4%	+438
	Felony	F	853	▼	-11.6%	-112
	Capias	CA	419	▲	+10.6%	+40
	Civil Violation	CV	237	▼	-36.3%	-135
	Show Cause	SC	70	▲	+6.1%	+4
	Total		3,676	▲	6.8%	+235
Traffic	Infraction	I	10,738	▲	+45.8%	+3,372
	Misdemeanor	M	1,727	▲	+16.8%	+249
	Other	O	396	▲	+51.7%	+135
	Capias	CA	96	▲	+11.6%	+10
	Show Cause	SC	55	▲	+12.2%	+6
	Civil Violation	CV	53	▲	+3.9%	+2
	Felony	F	44	▲	+18.9%	+7
	Total		13,109	▲	40.5%	+3,781
Civil	Warrant in Debt	WD	1,298	▲	+32.0%	+315
	Unlawful Detainer	UD	1,182	▼	-4.8%	-60
	Motion for Judgment	MJ	733	▲	+57.6%	+268
	Garnishment	GA	550	▲	+9.8%	+49
	Admin License	AL	178	▲	+26.2%	+37
	Preliminary Protective Order	PP	114	▲	+86.9%	+53
	Protective Order	PO	58	▼	-1.7%	-1
	Other	OT	35	▼	-23.9%	-11
	Interrogatory	IN	28	▲	+64.7%	+11
	Show Cause	SC	26	▼	-3.7%	-1
	Impoundment	IM	14	▼	-17.6%	-3
	Counterclaim	CC	10	▲	+25.0%	+2
	Bond Forfeiture	BF	6	▼	-33.3%	-3
	Detinue	DT	5	▲	+66.7%	+2
	Tenants Assertion	TA	5	▼	-28.6%	-2
	Capias	CA	3	▲	+200.0%	+2
	Petition-Restore Arms	PR	2	▼	-50.0%	-2
	Overweight	OC	1	▲	-	+1
	Petition to Require Blood Test	BT	0	▼	-100.0%	-1
	Restricted Operators License	RL	0	▼	-100.0%	-1
	Third Party Claim	TH	0	▼	-100.0%	-1
	Total		4,248	▲	18.2%	+654
Civil Commitments	Mental Commitment	MC	131	▼	-19.1%	-31
	Temporary Detention Order	TD	58	▲	+23.4%	+11
	Emergency Custody Order	EC	34	▼	-5.6%	-2
	Other	OT	27	▼	-18.2%	-6
	Petition	PT	16	▲	+23.1%	+3
	Medical Emergency Custody Order	ME	0	▼	-100.0%	-1
	Total		266	▼	-8.9%	-26
GRAND TOTAL			21,299	▲	27.9%	+4,644

Dispositions by Major Case Category**

Category	Summary	Change	% Change	Absolute Change
Felony	897	▲	-10.5%	-105
Garnishment	578	▲	+11.6%	+60
General Civil	2,042	▲	+39.2%	+575
Infraction/Civil Violation	11,425	▲	+41.9%	+3,375
Involuntary Civil Commitments	43	▲	-6.5%	-3
Landlord /Tenant	1,187	▼	-5.0%	-62
Misdemeanor	3,824	▼	+21.9%	+686
Other	1,131	▼	+6.2%	+66
Protective Orders	172	▲	+43.3%	+52
GRAND TOTAL	21,299	▲	27.9%	+4,644

2025 Overall GRAND TOTAL		Distribution of Caseload			Change*		Percentage (%) of Caseload				
2025	<div><div></div></div> <div>907</div>	<div><div></div></div> <div>-138</div> <div>-13.2%</div>	Criminal	92	10%	-21.4%	▼	-25	Criminal	2024	2025
			Traffic	694	77%	-13.1%	▼	-105	Traffic	11.2%	10.1%
			Civil	121	13%	-6.2%	▼	-8	Civil	76.5%	76.5%
			GRAND TOTAL	907	100%	-13.2%	▼	-138	GRAND TOTAL	12.3%	13.3%
2024	<div><div></div></div>										

Dispositions by Division & Code

Division	Case Type Description	Code	Summary	Change	% Change	Absolute Change
Criminal	Misdemeanor	M	54	▼	-34.1%	-28
	Capias	CA	23	▲	+91.7%	+11
	Felony	F	8	▼	-61.9%	-13
	Show Cause	SC	4	▲	+100.0%	+2
	Civil Violation	CV	3	▲	-	+3
	Total		92	▼	-21.4%	-25
Traffic	Infraction	I	564	▼	-16.6%	-112
	Misdemeanor	M	73	▼	-14.1%	-12
	Other	O	45	▲	+55.2%	+16
	Capias	CA	5	▲	+400.0%	+4
	Show Cause	SC	5	▲	+66.7%	+2
	Civil Violation	CV	2	▼	-50.0%	-2
	Felony	F	0	▼	-100.0%	-1
	Total		694	▼	-13.1%	-105
Civil	Warrant in Debt	WD	61	▲	+52.5%	+21
	Unlawful Detainer	UD	27	▼	-54.2%	-32
	Garnishment	GA	25	▲	+47.1%	+8
	Admin License	AL	3	▼	-57.1%	-4
	Interrogatory-Not	IC	1	▲	-	+1
	Other	OT	1	↔		-
	Preliminary Protective Order	PP	1	↔		-
	Protective Order	PO	1	↔		-
	Tenants Assertion	TA	1	▼	-50.0%	-1
	Counterclaim	CC	0	▼	-100.0%	-1
	Total		121	▼	-6.2%	-8
GRAND TOTAL			907	▼	-13.2%	-138

Dispositions by Major Case Category**

Category	Summary	Change	% Change	Absolute Change
Felony	8	▼	-63.6%	-14
Garnishment	25	▲	+47.1%	+8
General Civil	61	▲	+52.5%	+21
Infraction/Civil Violation	614	▲	-13.4%	-95
Landlord /Tenant	28	▼	-54.1%	-33
Misdemeanor	127	▼	-24.0%	-40
Other	42	▲	+55.6%	+15
Protective Orders	2	↔		0
GRAND TOTAL		▼	-13.2%	-138

2025 Overall GRAND TOTAL		Distribution of Caseload			Change*		Percentage (%) of Caseload			
<div>2025 <div></div></div> <div>2024 <div></div></div> <div>↑</div>	<div>11,147</div> <div>+1,223</div> <div>12.3%</div>	Criminal	1,476	13%	-19.4%	▼	-355	Criminal	2024 18.5%	2025 13.2%
		Traffic	5,295	48%	35.2%	▲	+1,380	Traffic	39.4%	47.5%
		Civil	4,015	36%	5.3%	▲	+201	Civil	38.4%	36.0%
		Civil Commitments	361	3%	-0.8%	▼	-3	Civil Commitments	3.7%	3.2%
		GRAND TOTAL	11,147	100%	12.3%	▲	+1,223	GRAND TOTAL	100%	100%

Dispositions by Division & Code

Division	Case Type Description	Code	Summary	Change	% Change	Absolute Change
Criminal	Misdemeanor	M	990	▼	-10.6%	-118
	Felony	F	286	▼	-42.0%	-207
	Capias	CA	124	▼	-1.6%	-2
	Show Cause	SC	63	▲	+5.0%	+3
	Civil Violation	CV	13	▼	-70.5%	-31
	Total		1,476	▼	-19.4%	-355
Traffic	Infraction	I	4,261	▲	+49.8%	+1,416
	Misdemeanor	M	716	▲	+15.1%	+94
	Other	O	225	▼	-40.0%	-150
	Felony	F	29	▲	+31.8%	+7
	Show Cause	SC	29	▲	+61.1%	+11
	Civil Violation	CV	18	▼	-14.3%	-3
	Capias	CA	17	▲	+41.7%	+5
	Total		5,295	▲	35.2%	+1,380
Civil	Unlawful Detainer	UD	1,716	▼	-13.0%	-257
	Warrant in Debt	WD	1,389	▲	+37.9%	+382
	Garnishment	GA	543	▲	+28.7%	+121
	Other	OT	102	▼	-19.0%	-24
	Protective Order	PO	90	▲	+1.1%	+1
	Preliminary Protective Order	PP	70	▼	-13.6%	-11
	Bond Forfeiture	BF	38	▲	+15.2%	+5
	Admin License	AL	21	▲	+61.5%	+8
	Interrogatory	IN	11	▼	-65.6%	-21
	Counterclaim	CC	9	▲	+12.5%	+1
	Motion for Judgment	MJ	9	▼	-18.2%	-2
	Tenants Assertion	TA	7	▼	-22.2%	-2
	Detinue	DT	4	▲	+33.3%	+1
	Abstract	AJ	3	▼	-50.0%	-3
	Restricted Operators License	RL	2	▲	-	+2
	Impoundment	IM	1	▲	-	+1
	Petition-Restore Arms	PR	0	▼	-100.0%	-1
	Total		4,015	▲	5.3%	+201
Civil Commitments	Temporary Detention Order	TD	163	▲	+1.9%	+3
	Mental Commitment	MC	115	▼	-8.7%	-11
	Emergency Custody Order	EC	61	▲	+27.1%	+13
	Petition	PT	13	▼	-27.8%	-5
	Other	OT	9	▼	-25.0%	-3
	Total		361	▼	-0.8%	-3
GRAND TOTAL			11,147	▲	12.3%	+1,223

Dispositions by Major Case Category**

Category	Summary	Change	% Change	Absolute Change
Felony	315	▼	-38.8%	-200
Garnishment	554	▼	+22.0%	+100
General Civil	1,405	▼	+36.8%	+378
Infraction/Civil Violation	4,517	▼	+37.5%	+1,232
Involuntary Civil Commitments	22	▼	-26.7%	-8

Landlord /Tenant	1,723	▼	-13.1%	-259
Misdemeanor	1,708	▲	-1.3%	-22
Other	743	▲	+1.6%	+12
Protective Orders	160	▼	-5.9%	-10
GRAND TOTAL	11,147	▲	12.3%	+1,223

2025 Overall GRAND TOTAL		Distribution of Caseload			Change*		Percentage (%) of Caseload			
<div>2025 <div></div></div> <div>2024 <div></div></div> <div>↑</div>	<div>95,180</div> <div>+2,017</div> <div>2.2%</div>	Criminal	12,342	13%	8.7%	▲	+987	Criminal	2024 12.2%	2025 13.0%
		Traffic	65,149	68%	-0.9%	▼	-571	Traffic	70.5%	68.4%
		Civil	15,819	17%	10.6%	▲	+1,521	Civil	15.3%	16.6%
		Civil Commitments	1,870	2%	4.5%	▲	+80	Civil Commitments	1.9%	2.0%
		GRAND TOTAL	95,180	100%	2.2%	▲	+2,017	GRAND TOTAL	100%	100%

Dispositions by Division & Code

Division	Case Type Description	Code	Summary	Change	% Change	Absolute Change
Criminal	Misdemeanor	M	6,358	▲	+4.3%	+265
	Felony	F	4,260	▲	+10.1%	+392
	Capias	CA	1,154	▲	+13.7%	+139
	Show Cause	SC	364	▲	+41.1%	+106
	Civil Violation	CV	196	▲	+66.1%	+78
	Motion	MO	10	▲	+233.3%	+7
	Total		12,342	▲	8.7%	+987
Traffic	Infraction	I	56,241	▼	-1.7%	-963
	Misdemeanor	M	7,678	▲	+4.7%	+347
	Capias	CA	482	▲	+2.1%	+10
	Show Cause	SC	275	▲	+8.3%	+21
	Felony	F	228	▲	+31.8%	+55
	Civil Violation	CV	155	▼	-9.4%	-16
	Motion	MO	81	▼	-19.0%	-19
	Other	O	5	▲	-	+5
	Restricted Operators License	RL	4	▼	-73.3%	-11
	Total		65,149	▼	-0.9%	-571
Civil	Warrant in Debt	WD	8,737	▲	+55.7%	+3,127
	Unlawful Detainer	UD	2,759	▼	-33.8%	-1,409
	Garnishment	GA	2,426	▼	-6.9%	-180
	Admin License	AL	556	▼	-2.6%	-15
	Preliminary Protective Order	PP	204	▼	-10.1%	-23
	Other	OT	180	▼	-21.7%	-50
	Protective Order	PO	180	▲	+2.9%	+5
	Show Cause	SC	163	▲	+9.4%	+14
	Interrogatory	IN	154	▲	+87.8%	+72
	Bond Forfeiture	BF	90	▼	-13.5%	-14
	Zoning Violation	ZO	89	▲	+12.7%	+10
	Motion for Judgment	MJ	67	▼	-1.5%	-1
	Impoundment	IM	52	▲	+6.1%	+3
	Counterclaim	CC	44	↔	-	-
	Tenants Assertion	TA	41	▲	+86.4%	+19
	Abstract	AJ	37	▼	-17.8%	-8
	Detinue	DT	15	▼	-50.0%	-15
	Overweight	OC	11	▼	-57.7%	-15
	Capias	CA	6	▼	-14.3%	-1
	Crossclaim	CR	4	▲	+300.0%	+3
	Petition-Restore Arms	PR	2	▼	-50.0%	-2
	Third Party Claim	TH	2	▲	+100.0%	+1
	Total		15,819	▲	10.6%	+1,521
Civil Commitments	Mental Commitment	MC	831	▲	+5.7%	+45
	Temporary Detention Order	TD	772	▼	-3.3%	-26
	Emergency Custody Order	EC	153	▲	+19.5%	+25
	Other	OT	68	▲	+21.4%	+12
	Medical Emergency Temporary Detention Order	MT	32	▲	+88.2%	+15
	Petition	PT	14	▲	+180.0%	+9
	Total		1,870	▲	4.5%	+80
GRAND TOTAL			95,180	▲	2.2%	+2,017

Dispositions by Major Case Category**

Category	Summary	Change	% Change	Absolute Change
Felony	4,488	▲	+11.1%	+447
Garnishment	2,580	▲	-4.0%	-108
General Civil	8,836	▼	+54.1%	+3,101
Infraction/Civil Violation	56,608	▲	-1.6%	-911
Involuntary Civil Commitments	82	▲	+34.4%	+21
Landlord /Tenant	2,800	▲	-33.2%	-1,390
Misdemeanor	14,129	▼	+4.5%	+611
Other	5,273	▲	+5.3%	+264
Protective Orders	384	▼	-4.5%	-18
GRAND TOTAL	95,180	▲	2.2%	+2,017

2025 Overall GRAND TOTAL		Distribution of Caseload			Change*		Percentage (%) of Caseload		
<div>2025 <div></div></div> <div>2024 <div></div></div> <div>+148 7.7% ↑</div>	2,074	Criminal	308	15%	13.2% ▲	+36	Criminal	2024 14.1%	2025 14.9%
		Traffic	1,751	84%	6.8% ▲	+111	Traffic	85.2%	84.4%
		Civil	15	1%	7.1% ▲	+1	Civil	0.7%	0.7%
		GRAND TOTAL	2,074	100%	7.7% ▲	+148	GRAND TOTAL	100%	100%

Dispositions by Division & Code

Division	Case Type Description	Code	Summary	Change	% Change	Absolute Change
Criminal	Misdemeanor	M	249	▲	+5.1%	+12
	Capias	CA	47	▲	+56.7%	+17
	Show Cause	SC	11	▲	+120.0%	+6
	Civil Violation	CV	1	▲	-	+1
	Total		308	▲	13.2%	+36
Traffic	Infraction	I	1,460	▲	+5.0%	+70
	Misdemeanor	M	205	▲	+0.5%	+1
	Civil Violation	CV	62	▲	+138.5%	+36
	Capias	CA	16	▲	+14.3%	+2
	Show Cause	SC	8	▲	+33.3%	+2
	Total		1,751	▲	6.8%	+111
Civil	Admin License	AL	15	▲	+114.3%	+8
	Impoundment	IM	0	▼	-100.0%	-1
	Protective Order	PO	0	▼	-100.0%	-1
	Zoning Violation	ZO	0	▼	-100.0%	-5
	Total		15	▲	7.1%	+1
GRAND TOTAL			2,074	▲	7.7%	+148

Dispositions by Major Case Category**

Category	Summary	Change	% Change	Absolute Change
Infraction/Civil Violation	1,523	▲	+7.6%	+107
Misdemeanor	454	▼	+1.8%	+8
Other	97	▲	+54.0%	+34
Protective Orders	0	▼	-100.0%	-1
GRAND TOTAL	2,074	▲	7.7%	+148

2025 Overall GRAND TOTAL		Distribution of Caseload			Change*		Percentage (%) of Caseload			
<div>2025 <div></div></div> <div>2024 <div></div></div>	<div>9,596</div> <div>-683 -6.6%</div> <div></div>	Criminal	767	8%	-14.5%	▼	-130	Criminal	2024 8.7%	2025 8.0%
		Traffic	7,542	79%	-8.6%	▼	-713	Traffic	80.3%	78.6%
		Civil	1,271	13%	17.6%	▲	+190	Civil	10.5%	13.2%
		Civil Commitments	16	0%	-65.2%	▼	-30	Civil Commitments	0.4%	0.2%
		GRAND TOTAL	9,596	100%	-6.6%	▼	-683	GRAND TOTAL	100%	100%

Dispositions by Division & Code

Division	Case Type Description	Code	Summary	Change	% Change	Absolute Change
Criminal	Misdemeanor	M	375	▼	-26.0%	-132
	Felony	F	166	▼	-17.4%	-35
	Show Cause	SC	94	▲	+42.4%	+28
	Capias	CA	73	▲	+37.7%	+20
	Civil Violation	CV	58	▼	-14.7%	-10
	Restricted Operators License	RL	1	▼	-50.0%	-1
	Total		767	▼	-14.5%	-130
Traffic	Infraction	I	6,457	▼	-8.1%	-572
	Misdemeanor	M	945	▼	-20.1%	-237
	Civil Violation	CV	86	▲	-	+86
	Capias	CA	21	▲	+40.0%	+6
	Felony	F	19	▲	+11.8%	+2
	Show Cause	SC	14	▲	+27.3%	+3
	Other	O	0	▼	-100.0%	-1
	Total		7,542	▼	-8.6%	-713
Civil	Warrant in Debt	WD	738	▲	+61.5%	+281
	Garnishment	GA	290	▲	+8.6%	+23
	Admin License	AL	65	▼	-4.4%	-3
	Unlawful Detainer	UD	50	▼	-63.2%	-86
	Show Cause	SC	29	▲	+93.3%	+14
	Interrogatory	IN	21	▲	+50.0%	+7
	Preliminary Protective Order	PP	16	▼	-30.4%	-7
	Protective Order	PO	16	▼	-38.5%	-10
	Abstract	AJ	14	▼	-12.5%	-2
	Other	OT	8	▼	-61.9%	-13
	Impoundment	IM	7	▼	-36.4%	-4
	Detinue	DT	6	▼	-14.3%	-1
	Capias	CA	4	▲	-	+4
	Counterclaim	CC	2	↔	-	-
	Motion for Judgment	MJ	2	▼	-60.0%	-3
	Overweight	OC	2	▲	+100.0%	+1
	Tenants Assertion	TA	1	▼	-75.0%	-3
	Zoning Violation	ZO	0	▼	-100.0%	-8
	Total		1,271	▲	17.6%	+190
Civil Commitments	Temporary Detention Order	TD	14	▼	-56.3%	-18
	Emergency Custody Order	EC	1	▼	-92.9%	-13
	Other	OT	1	▲	-	+1
	Total		16	▼	-65.2%	-30
GRAND TOTAL			9,596	▼	-6.6%	-683

Dispositions by Major Case Category**

Category	Summary	Change	% Change	Absolute Change
Felony	185	▼	-15.1%	-33
Garnishment	311	▲	+10.7%	+30
General Civil	746	▼	+57.4%	+272
Infraction/Civil Violation	6,603	▲	-7.0%	-496
Involuntary Civil Commitments	1	▲	-	+1

Landlord /Tenant	51	▼	-63.6%	-89
Misdemeanor	1,321	▼	-22.2%	-378
Other	346	▲	+8.5%	+27
Protective Orders	32	▼	-34.7%	-17
GRAND TOTAL		▼	-6.6%	-683


2025 Overall GRAND TOTAL		Distribution of Caseload			Change*		Percentage (%) of Caseload			
<div>2025 <div></div></div> <div>2024 <div></div></div>	<div>25,006</div> <div>+2,696</div> <div>12.1%</div> <div>↑</div>	Criminal	2,812	11%	-0.4%	▼	-11	Criminal	2024 12.7%	2025 11.2%
		Traffic	16,405	66%	15.5%	▲	+2,197	Traffic	63.7%	65.6%
		Civil	5,395	22%	10.2%	▲	+499	Civil	21.9%	21.6%
		Civil Commitments	394	2%	2.9%	▲	+11	Civil Commitments	1.7%	1.6%
		GRAND TOTAL	25,006	100%	12.1%	▲	+2,696	GRAND TOTAL	100%	100%

Dispositions by Division & Code

Division	Case Type Description	Code	Summary	Change	% Change	Absolute Change
Criminal	Misdemeanor	M	1,610	▲	+3.4%	+53
	Felony	F	726	▼	-2.6%	-19
	Capias	CA	239	▼	-0.4%	-1
	Show Cause	SC	140	▼	-5.4%	-8
	Civil Violation	CV	97	▼	-27.1%	-36
	Total		2,812	▼	-0.4%	-11
Traffic	Infraction	I	14,302	▲	+16.3%	+2,005
	Misdemeanor	M	1,999	▲	+11.1%	+200
	Capias	CA	68	▲	+41.7%	+20
	Felony	F	29	▼	-14.7%	-5
	Show Cause	SC	7	▼	-74.1%	-20
	Civil Violation	CV	0	▼	-100.0%	-2
	Restricted Operators License	RL	0	▼	-100.0%	-1
	Total		16,405	▲	15.5%	+2,197
Civil	Warrant in Debt	WD	2,773	▲	+25.1%	+556
	Garnishment	GA	1,298	▲	+7.5%	+91
	Unlawful Detainer	UD	549	▼	-24.1%	-174
	Admin License	AL	194	▲	+6.6%	+12
	Preliminary Protective Order	PP	125	▲	+42.0%	+37
	Show Cause	SC	115	▼	-10.9%	-14
	Interrogatory	IN	106	▼	-10.2%	-12
	Protective Order	PO	75	▲	+7.1%	+5
	Other	OT	56	▲	+1.8%	+1
	Impoundment	IM	30	▲	+3.4%	+1
	Counterclaim	CC	17	▲	+30.8%	+4
	Capias	CA	15	▲	+114.3%	+8
	Abstract	AJ	13	▼	-13.3%	-2
	Tenants Assertion	TA	8	▲	+100.0%	+4
	Detinue	DT	6	▲	+20.0%	+1
	Motion for Judgment	MJ	6	▲	+500.0%	+5
	Bond Forfeiture	BF	3	▼	-86.4%	-19
	Overweight	OC	3	▲	+50.0%	+1
	Petition-Restore Arms	PR	3	▲	+200.0%	+2
	Crossclaim	CR	0	▼	-100.0%	-1
	Mechanic's Lien	ML	0	▼	-100.0%	-2
	Third Party Claim	TH	0	▼	-100.0%	-5
	Total		5,395	▲	10.2%	+499
Civil Commitments	Temporary Detention Order	TD	174	▲	+3.6%	+6
	Mental Commitment	MC	161	▲	+0.6%	+1
	Emergency Custody Order	EC	40	▼	-2.4%	-1
	Other	OT	10	▲	+25.0%	+2
	Medical Emergency Temporary Detention Order	MT	8	▲	+100.0%	+4
	Petition	PT	1	▼	-50.0%	-1
	Total		394	▲	2.9%	+11
GRAND TOTAL			25,006	▲	12.1%	+2,696

Dispositions by Major Case Category**

Category	Summary	Change	% Change	Absolute Change
Felony	755	▼	-3.1%	-24
Garnishment	1,404	▼	+6.0%	+79
General Civil	2,808	▲	+25.4%	+569
Infraction/Civil Violation	14,402	▼	+15.8%	+1,968
Involuntary Civil Commitments	11	▼	+10.0%	+1
Landlord /Tenant	557	▲	-23.4%	-170
Misdemeanor	3,609	▼	+7.5%	+252
Other	1,260	▼	-1.6%	-21
Protective Orders	200	▲	+26.6%	+42
GRAND TOTAL	25,006	▲	12.1%	+2,696

2025 Overall GRAND TOTAL		Distribution of Caseload			Change*		Percentage (%) of Caseload				
2025	<div><div>1,510</div><div>-420 -21.8%</div><div></div></div>	Criminal	111	7%	-22.9%	▼	-33	2024	7.5%	2025	7.4%
		Traffic	1,284	85%	-24.4%	▼	-415	2024	88.0%	2025	85.0%
Civil		112	7%	33.3%	▲	+28	2024	4.4%	2025	7.4%	
Civil Commitments		3	0%	0.0%		0	2024	0.2%	2025	0.2%	
GRAND TOTAL		1,510	100%	-21.8%	▼	-420	GRAND TOTAL	100%	100%		

Dispositions by Division & Code

Division	Case Type Description	Code	Summary	Change	% Change	Absolute Change
Criminal	Misdemeanor	M	75	▲	+27.1%	+16
	Felony	F	16	▼	-68.6%	-35
	Show Cause	SC	9	▼	-40.0%	-6
	Capias	CA	6	▼	-57.1%	-8
	Civil Violation	CV	4	▼	-20.0%	-1
	Restricted Operators License	RL	1	▲	-	+1
	Total		111	▼	-22.9%	-33
Traffic	Infraction	I	1,071	▼	-24.4%	-346
	Misdemeanor	M	203	▼	-25.1%	-68
	Felony	F	5	▲	+66.7%	+2
	Capias	CA	3	▼	-25.0%	-1
	Restricted Operators License	RL	1	↔	-	-
	Show Cause	SC	1	▼	-66.7%	-2
	Total		1,284	▼	-24.4%	-415
Civil	Warrant in Debt	WD	51	▲	+37.8%	+14
	Garnishment	GA	32	▲	+128.6%	+18
	Admin License	AL	13	▼	-7.1%	-1
	Impoundment	IM	6	▼	-25.0%	-2
	Unlawful Detainer	UD	6	▲	+20.0%	+1
	Interrogatory	IN	2	▲	-	+2
	Detinue	DT	1	↔	-	-
	Motion for Judgment	MJ	1	▲	-	+1
	Abstract	AJ	0	▼	-100.0%	-1
	Counterclaim	CC	0	▼	-100.0%	-1
	Other	OT	0	▼	-100.0%	-1
	Preliminary Protective Order	PP	0	▼	-100.0%	-1
	Protective Order	PO	0	▼	-100.0%	-1
	Total		112	▲	33.3%	+28
Civil Commitments	Emergency Custody Order	EC	1	▲	-	+1
	Petition	PT	1	▲	-	+1
	Temporary Detention Order	TD	1	▼	-66.7%	-2
	Total		3		0.0%	0
GRAND TOTAL			1,510	▼	-21.8%	-420

Dispositions by Major Case Category**

Category	Summary	Change	% Change	Absolute Change
Felony	21	▼	-61.1%	-33
Garnishment	34	▲	+142.9%	+20
General Civil	53	▲	+39.5%	+15
Infraction/Civil Violation	1,075	▼	-24.4%	-347
Involuntary Civil Commitments	1	▲	-	+1
Landlord /Tenant	6	▲	+20.0%	+1
Misdemeanor	280	▲	-15.4%	-51
Other	40	▲	-37.5%	-24
Protective Orders	0	▼	-100.0%	-2

GRAND TOTAL	1,510	▼	-21.8%	-420
-------------	-------	---	--------	------

2025 Overall GRAND TOTAL		Distribution of Caseload			Change*		Percentage (%) of Caseload		
<div>2025 <div></div></div> <div>2024 <div></div></div>	<div>5,225</div> <div>+294</div> <div>6.0%</div> <div>↑</div>	Criminal	777	15%	11.8% ▲	+82	Criminal	2024 14.1%	2025 14.9%
		Traffic	2,945	56%	4.7% ▲	+132	Traffic	57.0%	56.4%
		Civil	1,436	27%	10.5% ▲	+136	Civil	26.4%	27.5%
		Civil Commitments	67	1%	-45.5% ▼	-56	Civil Commitments	2.5%	1.3%
		GRAND TOTAL	5,225	100%	6.0% ▲	+294	GRAND TOTAL	100%	100%

Dispositions by Division & Code

Division	Case Type Description	Code	Summary	Change	% Change	Absolute Change
Criminal	Misdemeanor	M	457	▲	+12.0%	+49
	Felony	F	199	▲	+7.6%	+14
	Civil Violation	CV	55	▲	+12.2%	+6
	Capias	CA	40	▲	+25.0%	+8
	Show Cause	SC	26	▲	+23.8%	+5
	Total		777	▲	11.8%	+82
Traffic	Infraction	I	2,196	▲	+5.8%	+120
	Misdemeanor	M	698	▼	-0.3%	-2
	Show Cause	SC	20	▲	+25.0%	+4
	Capias	CA	16	▲	+45.5%	+5
	Felony	F	10	▲	+42.9%	+3
	Civil Violation	CV	5	▲	+66.7%	+2
	Total		2,945	▲	4.7%	+132
Civil	Warrant in Debt	WD	760	▲	+49.3%	+251
	Garnishment	GA	385	▲	+14.2%	+48
	Unlawful Detainer	UD	91	▼	-57.5%	-123
	Other	OT	45	▼	-11.8%	-6
	Preliminary Protective Order	PP	36	▲	+2.9%	+1
	Detinue	DT	34	▼	-46.0%	-29
	Protective Order	PO	32	▼	-5.9%	-2
	Admin License	AL	20	▲	+5.3%	+1
	Bond Forfeiture	BF	20	▼	-16.7%	-4
	Impoundment	IM	4	▲	+300.0%	+3
	Abstract	AJ	3	▼	-25.0%	-1
	Tenants Assertion	TA	3	↔		-
	Interrogatory	IN	2	↔		-
	Petition-Restore Arms	PR	1	↔		-
	Overweight	OC	0	▼	-100.0%	-3
	Total		1,436	▲	10.5%	+136
Civil Commitments	Temporary Detention Order	TD	33	▼	-48.4%	-31
	Mental Commitment	MC	23	▲	+27.8%	+5
	Emergency Custody Order	EC	11	▼	-73.2%	-30
	Total		67	▼	-45.5%	-56
GRAND TOTAL			5,225	▲	6.0%	+294

Dispositions by Major Case Category**

Category	Summary	Change	% Change	Absolute Change
Felony	209	▲	+8.9%	+17
Garnishment	387	▲	+14.2%	+48
General Civil	795	▼	+38.3%	+220
Infraction/Civil Violation	2,256	▼	+5.9%	+125
Landlord /Tenant	94	▼	-56.7%	-123
Misdemeanor	1,155	▲	+4.2%	+47
Other	261	▲	-13.0%	-39
Protective Orders	68	▼	-1.4%	-1

GRAND TOTAL	5,225	▲	6.0%	+294
-------------	-------	---	------	------

2025 Overall GRAND TOTAL		Distribution of Caseload			Change*		Percentage (%) of Caseload			
<div>2025 <div></div></div> <div>2024 <div></div></div> <div>↑</div>	<div>2,351</div> <div>+412</div> <div>21.2%</div>	Criminal	354	15%	-1.4%	▼	-5	Criminal	2024 18.5%	2025 15.1%
		Traffic	1,369	58%	49.9%	▲	+456	Traffic	47.1%	58.2%
		Civil	543	23%	-1.8%	▼	-10	Civil	28.5%	23.1%
		Civil Commitments	85	4%	-25.4%	▼	-29	Civil Commitments	5.9%	3.6%
		GRAND TOTAL	2,351	100%	21.2%	▲	+412	GRAND TOTAL	100%	100%

Dispositions by Division & Code

Division	Case Type Description	Code	Summary	Change	% Change	Absolute Change
Criminal	Misdemeanor	M	179	▼	-10.5%	-21
	Felony	F	115	▲	+6.5%	+7
	Capias	CA	37	▲	+76.2%	+16
	Show Cause	SC	17	▼	-34.6%	-9
	Civil Violation	CV	6	▲	+50.0%	+2
	Total		354	▼	-1.4%	-5
Traffic	Infraction	I	905	▲	+46.0%	+285
	Misdemeanor	M	352	▲	+42.5%	+105
	Civil Violation	CV	79	▲	+1,028.6%	+72
	Show Cause	SC	14	▼	-22.2%	-4
	Capias	CA	13	▼	-7.1%	-1
	Felony	F	6	▼	-14.3%	-1
	Total		1,369	▲	49.9%	+456
Civil	Warrant in Debt	WD	245	▲	+53.1%	+85
	Garnishment	GA	146	▲	+9.8%	+13
	Unlawful Detainer	UD	82	▼	-56.4%	-106
	Admin License	AL	17	▼	-19.0%	-4
	Other	OT	15	▼	-16.7%	-3
	Bond Forfeiture	BF	10	↔	-	-
	Protective Order	PO	9	▲	+28.6%	+2
	Preliminary Protective Order	PP	8	▲	+33.3%	+2
	Abstract	AJ	5	▲	+400.0%	+4
	Impoundment	IM	3	↔	-	-
	Interrogatory	IN	1	▼	-66.7%	-2
	Petition-Restore Arms	PR	1	▲	-	+1
	Tenants Assertion	TA	1	▲	-	+1
	Detinue	DT	0	▼	-100.0%	-1
	Show Cause	SC	0	▼	-100.0%	-2
	Total		543	▼	-1.8%	-10
Civil Commitments	Temporary Detention Order	TD	32	▼	-23.8%	-10
	Mental Commitment	MC	27	▲	+12.5%	+3
	Emergency Custody Order	EC	26	▼	-45.8%	-22
	Total		85	▼	-25.4%	-29
GRAND TOTAL			2,351	▲	21.2%	+412

Dispositions by Major Case Category**

Category	Summary	Change	% Change	Absolute Change
Felony	121	▼	+5.2%	+6
Garnishment	147	▼	+8.1%	+11
General Civil	247	▲	+52.5%	+85
Infraction/Civil Violation	990	▲	+56.9%	+359
Landlord /Tenant	83	▲	-55.9%	-105
Misdemeanor	531	▲	+18.8%	+84
Other	215	▲	-13.0%	-32
Protective Orders	17	▲	+30.8%	+4

GRAND TOTAL	2,351	▲	21.2%	+412
-------------	-------	---	-------	------

2025 Overall GRAND TOTAL		Distribution of Caseload			Change*		Percentage (%) of Caseload		
<div>2025<div></div></div> <div>2024<div></div></div> <div>+153</div> <div>12.2%</div> <div>↑</div>	1,402	Criminal	218	16%	14.7%▲	+28	Criminal	202415.2%	202515.5%
		Traffic	990	71%	13.8%▲	+120	Traffic	69.7%	70.6%
		Civil	184	13%	0.0%↔	0	Civil	14.7%	13.1%
		Civil Commitments	10	1%	100.0%▲	+5	Civil Commitments	0.4%	0.7%
		GRAND TOTAL	1,402	100%	12.2%▲	+153	GRAND TOTAL	100%	100%

Dispositions by Division & Code

Division	Case Type Description	Code	Summary	Change	% Change	Absolute Change
Criminal	Misdemeanor	M	131	▲	+29.7%	+30
	Felony	F	59	▼	-16.9%	-12
	Capias	CA	14	▲	+40.0%	+4
	Show Cause	SC	10	▲	+233.3%	+7
	Civil Violation	CV	4	▼	-20.0%	-1
	Total		218	▲	14.7%	+28
Traffic	Infraction	I	756	▲	+8.0%	+56
	Misdemeanor	M	230	▲	+40.2%	+66
	Civil Violation	CV	1	▲	-	+1
	Felony	F	1	▼	-83.3%	-5
	Other	O	1	▲	-	+1
	Show Cause	SC	1	▲	-	+1
	Total		990	▲	13.8%	+120
Civil	Warrant in Debt	WD	94	▼	-3.1%	-3
	Garnishment	GA	42	↔		-
	Protective Order	PO	11	▲	+37.5%	+3
	Other	OT	10	▲	+66.7%	+4
	Preliminary Protective Order	PP	10	▲	+42.9%	+3
	Unlawful Detainer	UD	8	▼	-33.3%	-4
	Bond Forfeiture	BF	4	▲	+100.0%	+2
	Admin License	AL	3	▼	-50.0%	-3
	Abstract	AJ	1	▼	-50.0%	-1
	Interrogatory	IN	1	▲	-	+1
	Counterclaim	CC	0	▼	-100.0%	-1
	Detinue	DT	0	▼	-100.0%	-1
	Total		184		0.0%	0
Civil Commitments	Temporary Detention Order	TD	7	▲	+40.0%	+2
	Emergency Custody Order	EC	3	▲	-	+3
	Total		10	▲	100.0%	+5
GRAND TOTAL			1,402	▲	12.2%	+153

Dispositions by Major Case Category**

Category	Summary	Change	% Change	Absolute Change
Felony	60	▼	-22.1%	-17
Garnishment	43	▲	+2.4%	+1
General Civil	94	▼	-4.1%	-4
Infraction/Civil Violation	762	▲	+8.1%	+57
Landlord /Tenant	8	▼	-33.3%	-4
Misdemeanor	361	▲	+36.2%	+96
Other	53	▲	+51.4%	+18
Protective Orders	21	▲	+40.0%	+6
GRAND TOTAL	1,402	▲	12.2%	+153

2025 Overall GRAND TOTAL		Distribution of Caseload			Change*		Percentage (%) of Caseload			
<div>2025 <div></div></div> <div>2024 <div></div></div> <div>↑</div>	<div>7,403</div> <div>+1,266</div> <div>20.6%</div>	Criminal	1,932	26%	16.2%	▲	+269	Criminal	2024 27.1%	2025 26.1%
		Traffic	2,636	36%	29.1%	▲	+594	Traffic	33.3%	35.6%
		Civil	2,256	30%	16.2%	▲	+315	Civil	31.6%	30.5%
		Civil Commitments	579	8%	17.9%	▲	+88	Civil Commitments	8.0%	7.8%
		GRAND TOTAL	7,403	100%	20.6%	▲	+1,266	GRAND TOTAL	100%	100%

Dispositions by Division & Code

Division	Case Type Description	Code	Summary	Change	% Change	Absolute Change
Criminal	Misdemeanor	M	1,177	▲	+15.4%	+157
	Felony	F	454	▲	+7.8%	+33
	Capias	CA	210	▲	+21.4%	+37
	Show Cause	SC	56	▲	+124.0%	+31
	Civil Violation	CV	30	▲	+42.9%	+9
	Restricted Operators License	RL	4	▲	+300.0%	+3
	Motion	MO	1	▼	-50.0%	-1
	Total		1,932	▲	16.2%	+269
Traffic	Infraction	I	1,915	▲	+31.9%	+463
	Misdemeanor	M	679	▲	+22.6%	+125
	Capias	CA	23	↔		-
	Felony	F	18	▲	+63.6%	+7
	Show Cause	SC	1	▲	-	+1
	Other	O	0	▼	-100.0%	-1
	Restricted Operators License	RL	0	▼	-100.0%	-1
	Total		2,636	▲	29.1%	+594
Civil	Warrant in Debt	WD	1,012	▲	+76.9%	+440
	Garnishment	GA	465	▲	+10.2%	+43
	Unlawful Detainer	UD	291	▼	-41.1%	-203
	Detinue	DT	201	▲	+18.2%	+31
	Other	OT	160	▼	+19.4%	+26
	Preliminary Protective Order	PP	50	▲	+6.4%	+3
	Protective Order	PO	32	▼	-41.8%	-23
	Bond Forfeiture	BF	18	▲	+80.0%	+8
	Admin License	AL	17	▼	-26.1%	-6
	Abstract	AJ	3	▲	+200.0%	+2
	Counterclaim	CC	2	▲	-	+2
	Petition-Restore Arms	PR	2	▲	+100.0%	+1
	Impoundment	IM	1	▼	-75.0%	-3
	Motion for Judgment	MJ	1	▼	-50.0%	-1
	Tenants Assertion	TA	1	▼	-75.0%	-3
	Interrogatory	IN	0	▼	-100.0%	-2
	Total		2,256	▲	16.2%	+315
Civil Commitments	Mental Commitment	MC	271	▲	+12.0%	+29
	Temporary Detention Order	TD	157	▲	+51.0%	+53
	Other	OT	104	▲	+3.0%	+3
	Emergency Custody Order	EC	44	▲	+10.0%	+4
	Petition	PT	3	↔		-
	Medical Emergency Temporary Detention Order	MT	0	▼	-100.0%	-1
	Total		579	▲	17.9%	+88
GRAND TOTAL			7,403	▲	20.6%	+1,266

Dispositions by Major Case Category**

Category	Summary	Change	% Change	Absolute Change
Felony	472	▲	+9.3%	+40
Garnishment	465	▼	+9.7%	+41
General Civil	1,218	▲	+62.8%	+470

Infraction/Civil Violation	1,945	▼	+32.0%	+471
Involuntary Civil Commitments	107	▲	+2.9%	+3
Landlord /Tenant	292	▼	-41.4%	-206
Misdemeanor	1,860	▲	+18.0%	+284
Other	962	▲	+23.5%	+183
Protective Orders	82	▼	-19.6%	-20
GRAND TOTAL	7,403	▲	20.6%	+1,266

2025 Overall GRAND TOTAL		Distribution of Caseload			Change*		Percentage (%) of Caseload		
<div>2025 <div></div></div> <div>2024 <div></div></div> <div><div>5,308</div><div>+322</div><div>6.5%</div><div>↑</div></div>		Criminal	865	16%	6.5%	▲	+53	Criminal	2024 16.3% 2025 16.3%
		Traffic	3,256	61%	6.3%	▲	+194	Traffic	61.4% 61.3%
		Civil	1,118	21%	8.1%	▲	+84	Civil	20.7% 21.1%
		Civil Commitments	69	1%	-11.5%	▼	-9	Civil Commitments	1.6% 1.3%
		GRAND TOTAL	5,308	100%	6.5%	▲	+322	GRAND TOTAL	100% 100%

Dispositions by Division & Code

Division	Case Type Description	Code	Summary	Change	% Change	Absolute Change
Criminal	Misdemeanor	M	557	▲	+11.0%	+55
	Felony	F	207	▲	+13.7%	+25
	Capias	CA	51	▼	-33.8%	-26
	Civil Violation	CV	33	▲	+43.5%	+10
	Show Cause	SC	17	▼	-39.3%	-11
	Total		865	▲	6.5%	+53
Traffic	Infraction	I	2,650	▲	+3.4%	+87
	Misdemeanor	M	580	▲	+28.3%	+128
	Capias	CA	13	▼	-61.8%	-21
	Felony	F	10	↔		-
	Civil Violation	CV	3	▲	+200.0%	+2
	Show Cause	SC	0	▼	-100.0%	-2
	Total		3,256	▲	6.3%	+194
Civil	Warrant in Debt	WD	575	▲	+21.8%	+103
	Garnishment	GA	268	▲	+5.9%	+15
	Unlawful Detainer	UD	55	▼	-45.0%	-45
	Admin License	AL	43	▲	+72.0%	+18
	Other	OT	40	▼	-29.8%	-17
	Detinue	DT	35	▲	+20.7%	+6
	Interrogatory	IN	33	▲	+175.0%	+21
	Preliminary Protective Order	PP	25	▼	-7.4%	-2
	Show Cause	SC	16	▲	+77.8%	+7
	Bond Forfeiture	BF	9	▼	-50.0%	-9
	Impoundment	IM	7	▼	-46.2%	-6
	Abstract	AJ	5	▼	-37.5%	-3
	Protective Order	PO	4	▼	-20.0%	-1
	Counterclaim	CC	2	▼	-33.3%	-1
	Petition-Restore Arms	PR	1	↔		-
	Motion for Judgment	MJ	0	▼	-100.0%	-1
	Tenants Assertion	TA	0	▼	-100.0%	-1
	Total		1,118	▲	8.1%	+84
Civil Commitments	Temporary Detention Order	TD	39	▼	-11.4%	-5
	Emergency Custody Order	EC	25	▼	-19.4%	-6
	Mental Commitment	MC	4	▲	+33.3%	+1
	Medical Emergency Temporary Detention Order	MT	1	▲	-	+1
	Total		69	▼	-11.5%	-9
GRAND TOTAL			5,308	▲	6.5%	+322

Dispositions by Major Case Category**

Category	Summary	Change	% Change	Absolute Change
Felony	217	▲	+13.0%	+25
Garnishment	301	▲	+13.6%	+36
General Civil	612	▼	+21.4%	+108
Infraction/Civil Violation	2,686	▲	+3.8%	+99
Landlord /Tenant	55	▼	-45.5%	-46
Misdemeanor	1,137	▲	+19.2%	+183

Other	271	▲	-22.8%	-80
Protective Orders	29	▼	-9.4%	-3
<i>GRAND TOTAL</i>	5,308	▲	6.5%	+322

2025 Overall GRAND TOTAL		Distribution of Caseload				Change*		Percentage (%) of Caseload		
<div>2025 <div></div></div> <div>2024 <div></div></div> <div>4,257</div> <div>-370 -8.0%</div> <div>↓</div>	Criminal		440	10%	14.6%	▲	+56	Criminal	2024 8.3%	2025 10.3%
	Traffic		2,286	54%	-23.0%	▼	-683	Traffic	64.2%	53.7%
	Civil		1,440	34%	21.6%	▲	+256	Civil	25.6%	33.8%
	Civil Commitments		91	2%	1.1%	▲	+1	Civil Commitments	1.9%	2.1%
	GRAND TOTAL		4,257	100%	-8.0%	▼	-370	GRAND TOTAL	100%	100%

Dispositions by Division & Code

Division	Case Type Description	Code	Summary	Change	% Change	Absolute Change
Criminal	Misdemeanor	M	232	▼	-8.3%	-21
	Felony	F	166	▲	+93.0%	+80
	Capias	CA	20	▼	-33.3%	-10
	Show Cause	SC	13	▲	+160.0%	+8
	Civil Violation	CV	9	▼	-10.0%	-1
	Total		440	▲	14.6%	+56
Traffic	Infraction	I	1,880	▼	-24.7%	-618
	Misdemeanor	M	375	▼	-19.2%	-89
	Capias	CA	18	▲	+260.0%	+13
	Show Cause	SC	9	▲	-	+9
	Felony	F	4	▲	+100.0%	+2
	Total		2,286	▼	-23.0%	-683
Civil	Warrant in Debt	WD	959	▲	+68.5%	+390
	Garnishment	GA	280	▼	-21.1%	-75
	Unlawful Detainer	UD	68	▼	-46.0%	-58
	Other	OT	60	▼	+20.0%	+10
	Preliminary Protective Order	PP	24	▲	+60.0%	+9
	Protective Order	PO	12	▲	+71.4%	+5
	Abstract	AJ	11	▼	-31.3%	-5
	Impoundment	IM	5	▼	-37.5%	-3
	Interrogatory	IN	5	▼	-16.7%	-1
	Admin License	AL	4	▼	-50.0%	-4
	Bond Forfeiture	BF	4	▲	+33.3%	+1
	Detinue	DT	3	▼	-62.5%	-5
	Tenants Assertion	TA	2	▼	-33.3%	-1
	Overweight	OC	1	↔	-	-
	Petition-Restore Arms	PR	1	▲	-	+1
	Show Cause	SC	1	▼	-83.3%	-5
	Counterclaim	CC	0	▼	-100.0%	-1
	Motion for Judgment	MJ	0	▼	-100.0%	-1
	Third Party Claim	TH	0	▼	-100.0%	-1
	Total		1,440	▲	21.6%	+256
Civil Commitments	Temporary Detention Order	TD	62	▲	+17.0%	+9
	Emergency Custody Order	EC	27	▼	-25.0%	-9
	Mental Commitment	MC	1	▲	-	+1
	Other	OT	1	↔	-	-
	Total		91	▲	1.1%	+1
GRAND TOTAL			4,257	▼	-8.0%	-370

Dispositions by Major Case Category**

Category	Summary	Change	% Change	Absolute Change
Felony	170	▲	+93.2%	+82
Garnishment	285	▼	-21.1%	-76
General Civil	963	▲	+65.2%	+380
Infraction/Civil Violation	1,890	▼	-24.7%	-619
Involuntary Civil Commitments	1	↔	-	0
Landlord /Tenant	70	▼	-45.7%	-59

Misdemeanor	607	▼	-15.3%	-110
Other	235	▲	+8.3%	+18
Protective Orders	36	▲	+63.6%	+14
<i>GRAND TOTAL</i>	4,257	▼	-8.0%	-370

2025 Overall GRAND TOTAL		Distribution of Caseload			Change*		Percentage (%) of Caseload			
<div>2025 <div></div></div> <div>2024 <div></div></div>	<div>12,796</div> <div>-1,542 -10.8%</div> <div>↓</div>	Criminal	2,081	16%	9.1%	▲	+174	Criminal	2024 13.3%	2025 16.3%
		Traffic	5,625	44%	-21.6%	▼	-1,546	Traffic	50.0%	44.0%
		Civil	4,562	36%	-2.4%	▼	-111	Civil	32.6%	35.7%
		Civil Commitments	528	4%	-10.1%	▼	-59	Civil Commitments	4.1%	4.1%
		GRAND TOTAL	12,796	100%	-10.8%	▼	-1,542	GRAND TOTAL	100%	100%

Dispositions by Division & Code

Division	Case Type Description	Code	Summary	Change	% Change	Absolute Change
Criminal	Misdemeanor	M	1,487	▲	+8.7%	+119
	Felony	F	481	▲	+10.3%	+45
	Capias	CA	57	▲	+26.7%	+12
	Show Cause	SC	46	↔		-
	Civil Violation	CV	10	↔		-
	Motion	MO	0	▼	-100.0%	-1
	Restricted Operators License	RL	0	▼	-100.0%	-1
	Total		2,081	▲	9.1%	+174
Traffic	Infraction	I	4,076	▼	-24.4%	-1,315
	Misdemeanor	M	1,429	▼	-14.5%	-243
	Felony	F	54	▲	+20.0%	+9
	Show Cause	SC	30	▼	-3.2%	-1
	Civil Violation	CV	21	▲	+90.9%	+10
	Capias	CA	5	▼	-44.4%	-4
	Motion	MO	5	▼	-37.5%	-3
	Restricted Operators License	RL	5	▲	+25.0%	+1
	Total		5,625	▼	-21.6%	-1,546
Civil	Warrant in Debt	WD	1,952	▲	+27.7%	+423
	Garnishment	GA	999	▼	-2.0%	-20
	Unlawful Detainer	UD	719	▼	-41.6%	-513
	Other	OT	201	▲	-2.9%	-6
	Detinue	DT	161	▼	-9.0%	-16
	Preliminary Protective Order	PP	125	▼	-3.1%	-4
	Protective Order	PO	106	▼	-7.0%	-8
	Interrogatory	IN	88	▲	+3.5%	+3
	Show Cause	SC	66	▲	+40.4%	+19
	Bond Forfeiture	BF	33	▲	+50.0%	+11
	Admin License	AL	32	▼	-23.8%	-10
	Tenants Assertion	TA	29	▲	+38.1%	+8
	Abstract	AJ	22	▲	+4.8%	+1
	Capias	CA	9	▲	+200.0%	+6
	Impoundment	IM	7	↔		-
	Counterclaim	CC	6	▼	-57.1%	-8
	Petition-Restore Arms	PR	4	▲	+33.3%	+1
	Motion for Judgment	MJ	2	▲	+100.0%	+1
	Restricted Operators License	RL	1	▲	-	+1
	Total		4,562	▼	-2.4%	-111
Civil Commitments	Temporary Detention Order	TD	290	▼	-8.8%	-28
	Mental Commitment	MC	79	▼	-38.3%	-49
	Emergency Custody Order	EC	77	▲	+8.5%	+6
	Medical Emergency Temporary Detention Order	MT	63	▲	+26.0%	+13
	Other	OT	19	▼	-5.0%	-1
	Total		528	▼	-10.1%	-59
GRAND TOTAL			12,796	▼	-10.8%	-1,542

Dispositions by Major Case Category**

Category	Summary	Change	% Change	Absolute Change
Felony	535	▲	+11.2%	+54
Garnishment	1,087	▲	-1.5%	-17
General Civil	2,142	▲	+24.2%	+418
Infraction/Civil Violation	4,107	▲	-24.1%	-1,305
Involuntary Civil Commitments	19	▼	-5.0%	-1
Landlord /Tenant	748	▼	-40.3%	-505
Misdemeanor	2,922	▲	-4.0%	-123
Other	1,005	▲	-4.8%	-51
Protective Orders	231	▼	-4.9%	-12
GRAND TOTAL	12,796	▼	-10.8%	-1,542

2025 Overall GRAND TOTAL		Distribution of Caseload			Change*		Percentage (%) of Caseload			
<div>2025 <div></div></div> <div>2024 <div></div></div>	<div>9,885</div> <div>-1,141 -10.3%</div> <div>↓</div>	Criminal	1,212	12%	7.1%	▲	+80	Criminal	2024 10.3%	2025 12.3%
		Traffic	6,213	63%	-18.2%	▼	-1,382	Traffic	68.9%	62.9%
		Civil	2,042	21%	11.7%	▲	+214	Civil	16.6%	20.7%
		Civil Commitments	418	4%	-11.3%	▼	-53	Civil Commitments	4.3%	4.2%
		GRAND TOTAL	9,885	100%	-10.3%	▼	-1,141	GRAND TOTAL	100%	100%

Dispositions by Division & Code

Division	Case Type Description	Code	Summary	Change	% Change	Absolute Change
Criminal	Misdemeanor	M	802	▲	+6.1%	+46
	Felony	F	292	▲	+6.2%	+17
	Capias	CA	54	▼	-21.7%	-15
	Show Cause	SC	54	▲	+86.2%	+25
	Civil Violation	CV	10	▲	+233.3%	+7
	Total		1,212	▲	7.1%	+80
Traffic	Infraction	I	4,602	▼	-19.8%	-1,136
	Misdemeanor	M	1,494	▼	-13.3%	-229
	Capias	CA	41	▼	-2.4%	-1
	Show Cause	SC	38	▼	-24.0%	-12
	Civil Violation	CV	19	▼	-17.4%	-4
	Felony	F	16	▲	+14.3%	+2
	Restricted Operators License	RL	3	▼	-40.0%	-2
	Total		6,213	▼	-18.2%	-1,382
Civil	Warrant in Debt	WD	1,060	▲	+37.5%	+289
	Garnishment	GA	481	▲	+15.9%	+66
	Unlawful Detainer	UD	177	▼	-46.7%	-155
	Other	OT	61	▲	+1.7%	+1
	Admin License	AL	48	▼	-7.7%	-4
	Preliminary Protective Order	PP	43	▲	+2.4%	+1
	Protective Order	PO	41	▲	+78.3%	+18
	Interrogatory	IN	30	▼	-21.1%	-8
	Bond Forfeiture	BF	29	▲	+11.5%	+3
	Show Cause	SC	29	▲	+52.6%	+10
	Impoundment	IM	11	▼	-21.4%	-3
	Abstract	AJ	10	▼	-47.4%	-9
	Tenants Assertion	TA	6	▲	+200.0%	+4
	Capias	CA	4	▲	-	+4
	Third Party Claim	TH	4	▲	+300.0%	+3
	Detinue	DT	2	▼	-75.0%	-6
	Petition-Restore Arms	PR	2	↔	-	-
	Counterclaim	CC	1	▼	-66.7%	-2
	Distress Seizure	DS	1	▲	-	+1
	Motion for Judgment	MJ	1	↔	-	-
	Overweight	OC	1	▲	-	+1
	Total		2,042	▲	11.7%	+214
Civil Commitments	Mental Commitment	MC	260	▼	-3.3%	-9
	Temporary Detention Order	TD	80	▼	-22.3%	-23
	Other	OT	51	▼	-17.7%	-11
	Emergency Custody Order	EC	25	▼	-32.4%	-12
	Medical Emergency Custody Order	ME	2	▲	-	+2
	Total		418	▼	-11.3%	-53
GRAND TOTAL			9,885	▼	-10.3%	-1,141

Dispositions by Major Case Category**				
Category	Summary	Change	% Change	Absolute Change
Felony	308	▲	+6.6%	+19
Garnishment	511	▼	+12.8%	+58
General Civil	1,078	▲	+36.3%	+287
Infraction/Civil Violation	4,632	▲	-19.6%	-1,132
Involuntary Civil Commitments	51	▼	-17.7%	-11
Landlord /Tenant	183	▲	-45.2%	-151
Misdemeanor	2,299	▼	-7.4%	-185
Other	739	▲	-5.7%	-45
Protective Orders	84	▲	+29.2%	+19
GRAND TOTAL	9,885	▼	-10.3%	-1,141

2025 Overall GRAND TOTAL		Distribution of Caseload			Change*		Percentage (%) of Caseload		
<div>2025 <div></div></div> <div>2024 <div></div></div> <div>-358 -9.4%</div> <div>↓</div>	3,470	Criminal	506	15%	-23.8%	▼	-158	Criminal	2024 17.3% 2025 14.6%
		Traffic	1,845	53%	-9.6%	▼	-196	Traffic	53.3% 53.2%
		Civil	780	22%	0.5%	▲	+4	Civil	20.3% 22.5%
		Civil Commitments	339	10%	-2.3%	▼	-8	Civil Commitments	9.1% 9.8%
		GRAND TOTAL	3,470	100%	-9.4%	▼	-358	GRAND TOTAL	100% 100%

Dispositions by Division & Code

Division	Case Type Description	Code	Summary	Change	% Change	Absolute Change
Criminal	Misdemeanor	M	317	▼	-27.3%	-119
	Felony	F	106	▼	-23.2%	-32
	Capias	CA	37	▼	-2.6%	-1
	Show Cause	SC	34	▲	+9.7%	+3
	Civil Violation	CV	12	▼	-42.9%	-9
	Total		506	▼	-23.8%	-158
Traffic	Infraction	I	1,492	▼	-7.9%	-128
	Misdemeanor	M	309	▼	-21.8%	-86
	Show Cause	SC	29	▲	+123.1%	+16
	Capias	CA	8	▲	+60.0%	+3
	Felony	F	6	▼	-25.0%	-2
	Restricted Operators License	RL	1	▲	-	+1
	Total		1,845	▼	-9.6%	-196
Civil	Warrant in Debt	WD	348	▲	+27.9%	+76
	Garnishment	GA	156	▲	+11.4%	+16
	Unlawful Detainer	UD	102	▼	-48.0%	-94
	Other	OT	36	▼	-2.7%	-1
	Detinue	DT	31	▲	+3.3%	+1
	Admin License	AL	26	▼	-33.3%	-13
	Preliminary Protective Order	PP	14	▼	-26.3%	-5
	Interrogatory	IN	12	▲	+100.0%	+6
	Abstract	AJ	11	▲	+175.0%	+7
	Protective Order	PO	11	▲	+37.5%	+3
	Show Cause	SC	11	↔		-
	Impoundment	IM	9	▼	-25.0%	-3
	Tenants Assertion	TA	6	▲	-	+6
	Bond Forfeiture	BF	2	▲	+100.0%	+1
	Counterclaim	CC	2	▲	-	+2
	Capias	CA	1	▲	-	+1
	Motion for Judgment	MJ	1	↔		-
	Petition-Restore Arms	PR	1	▲	-	+1
	Total		780	▲	0.5%	+4
Civil Commitments	Mental Commitment	MC	223	↔		-
	Temporary Detention Order	TD	67	▼	-11.8%	-9
	Emergency Custody Order	EC	17	▼	-26.1%	-6
	Medical Emergency Temporary Detention Order	MT	17	▲	+88.9%	+8
	Other	OT	15	▼	-6.3%	-1
	Total		339	▼	-2.3%	-8
GRAND TOTAL			3,470	▼	-9.4%	-358

Dispositions by Major Case Category**

Category	Summary	Change	% Change	Absolute Change
Felony	112	▼	-23.3%	-34
Garnishment	168	▲	+15.1%	+22
General Civil	383	▲	+25.2%	+77
Infraction/Civil Violation	1,504	▼	-8.3%	-137
Involuntary Civil Commitments	15	▼	-6.3%	-1

Landlord /Tenant	108	▲	-44.9%	-88
Misdemeanor	627	▲	-24.5%	-204
Other	528	▲	+1.7%	+9
Protective Orders	25	▲	-7.4%	-2
<i>GRAND TOTAL</i>	3,470	▼	-9.4%	-358

2025 Overall GRAND TOTAL		Distribution of Caseload			Change*		Percentage (%) of Caseload		
<div>2025 <div></div></div> <div>2024 <div></div></div> <div>↑</div> <div>35.0%</div>	4,856	Criminal	574	12%	27.3% ▲	+123	Criminal	2024 12.5%	2025 11.8%
		Traffic	3,348	69%	38.7% ▲	+934	Traffic	67.1%	68.9%
		Civil	886	18%	27.8% ▲	+193	Civil	19.3%	18.2%
		Civil Commitments	48	1%	26.3% ▲	+10	Civil Commitments	1.1%	1.0%
		GRAND TOTAL	4,856	100%	35.0% ▲	+1,260	GRAND TOTAL	100%	100%

Dispositions by Division & Code

Division	Case Type Description	Code	Summary	Change	% Change	Absolute Change
Criminal	Misdemeanor	M	321	▲	+24.4%	+63
	Felony	F	142	▲	+39.2%	+40
	Show Cause	SC	53	▼	-1.9%	-1
	Capias	CA	45	▲	+36.4%	+12
	Civil Violation	CV	9	▲	+350.0%	+7
	Motion	MO	3	▲	+50.0%	+1
	Restricted Operators License	RL	1	▲	-	+1
	Total		574	▲	27.3%	+123
Traffic	Infraction	I	2,654	▲	+32.3%	+648
	Misdemeanor	M	647	▲	+76.3%	+280
	Show Cause	SC	24	▲	+26.3%	+5
	Capias	CA	11	▲	+10.0%	+1
	Civil Violation	CV	7	▲	+75.0%	+3
	Felony	F	5	↔	-	-
	Motion	MO	0	▼	-100.0%	-3
	Total		3,348	▲	38.7%	+934
Civil	Warrant in Debt	WD	446	▲	+55.9%	+160
	Garnishment	GA	216	▲	+23.4%	+41
	Unlawful Detainer	UD	65	▼	-28.6%	-26
	Other	OT	37	▼	-	-
	Admin License	AL	21	▲	+61.5%	+8
	Detinue	DT	20	▲	+33.3%	+5
	Preliminary Protective Order	PP	18	▲	+20.0%	+3
	Interrogatory	IN	17	▼	-22.7%	-5
	Protective Order	PO	13	↔	-	-
	Show Cause	SC	13	↔	-	-
	Bond Forfeiture	BF	7	▲	+75.0%	+3
	Abstract	AJ	6	▲	+20.0%	+1
	Impoundment	IM	3	▲	+50.0%	+1
	Motion for Judgment	MJ	2	▲	-	+2
	Capias	CA	1	▼	-50.0%	-1
	Petition-Restore Arms	PR	1	▲	-	+1
	Total		886	▲	27.8%	+193
Civil Commitments	Temporary Detention Order	TD	40	▲	+53.8%	+14
	Emergency Custody Order	EC	8	▼	-33.3%	-4
	Total		48	▲	26.3%	+10
GRAND TOTAL			4,856	▲	35.0%	+1,260

Dispositions by Major Case Category**

Category	Summary	Change	% Change	Absolute Change
Felony	147	▲	+37.4%	+40
Garnishment	233	▲	+18.3%	+36
General Civil	472	▲	+53.2%	+164
Infraction/Civil Violation	2,670	▲	+32.7%	+658
Landlord /Tenant	65	▼	-28.6%	-26
Misdemeanor	969	▲	+55.0%	+344

Other	269	▲	+18.0%	+41
Protective Orders	31	▲	+10.7%	+3
<i>GRAND TOTAL</i>	4,856	▲	35.0%	+1,260

2025 Overall GRAND TOTAL		Distribution of Caseload			Change*		Percentage (%) of Caseload		
<div>2025 <div></div></div> <div>2024 <div></div></div> <div>+816 19.0% ↑</div>	5,105	Criminal	846	17%	-2.3% ▼	-20	Criminal	2024 20.2%	2025 16.6%
		Traffic	2,537	50%	32.3% ▲	+619	Traffic	44.7%	49.7%
		Civil	1,646	32%	15.8% ▲	+224	Civil	33.2%	32.2%
		Civil Commitments	76	1%	-8.4% ▼	-7	Civil Commitments	1.9%	1.5%
		GRAND TOTAL	5,105	100%	19.0% ▲	+816	GRAND TOTAL	100%	100%

Dispositions by Division & Code

Division	Case Type Description	Code	Summary	Change	% Change	Absolute Change
Criminal	Misdemeanor	M	421	▼	-8.7%	-40
	Felony	F	267	▲	+8.1%	+20
	Capias	CA	92	▲	+35.3%	+24
	Show Cause	SC	51	▼	-32.0%	-24
	Civil Violation	CV	13	▼	-13.3%	-2
	Restricted Operators License	RL	2	▲	-	+2
	Total		846	▼	-2.3%	-20
Traffic	Infraction	I	1,896	▲	+33.5%	+476
	Misdemeanor	M	446	▲	+22.2%	+81
	Show Cause	SC	101	▲	+48.5%	+33
	Capias	CA	77	▲	+37.5%	+21
	Felony	F	12	▲	+50.0%	+4
	Civil Violation	CV	4	▲	-	+4
	Other	O	1	▲	-	+1
	Restricted Operators License	RL	0	▼	-100.0%	-1
	Total		2,537	▲	32.3%	+619
Civil	Warrant in Debt	WD	960	▲	+36.0%	+254
	Garnishment	GA	362	▲	+9.0%	+30
	Unlawful Detainer	UD	85	▼	-13.3%	-13
	Other	OT	52	▼	-20.0%	-13
	Preliminary Protective Order	PP	38	▼	-33.3%	-19
	Interrogatory	IN	31	▲	+34.8%	+8
	Impoundment	IM	26	▼	-16.1%	-5
	Detinue	DT	25	▲	+56.3%	+9
	Protective Order	PO	22	▼	-57.7%	-30
	Admin License	AL	16	▲	+33.3%	+4
	Show Cause	SC	15	▲	+87.5%	+7
	Abstract	AJ	3	▼	-75.0%	-9
	Bond Forfeiture	BF	3	▲	+200.0%	+2
	Capias	CA	2	↔	-	-
	Counterclaim	CC	2	▼	-50.0%	-2
	Restricted Operators License	RL	2	▲	-	+2
	Petition-Restore Arms	PR	1	▼	-50.0%	-1
	Tenants Assertion	TA	1	↔	-	-
	Total		1,646	▲	15.8%	+224
Civil Commitments	Temporary Detention Order	TD	48	▼	-5.9%	-3
	Emergency Custody Order	EC	28	▼	-12.5%	-4
	Total		76	▼	-8.4%	-7
GRAND TOTAL			5,105	▲	19.0%	+816

Dispositions by Major Case Category**

Category	Summary	Change	% Change	Absolute Change
Felony	279	▲	+9.4%	+24
Garnishment	393	▲	+10.7%	+38
General Civil	993	▲	+35.5%	+260
Infraction/Civil Violation	1,914	▲	+33.4%	+479
Landlord /Tenant	86	▼	-13.1%	-13

Misdemeanor	871	▲	+5.3%	+44
Other	509	▲	+6.9%	+33
Protective Orders	60	▼	-45.0%	-49
<i>GRAND TOTAL</i>	5,105	▲	19.0%	+816

2025 Overall GRAND TOTAL		Distribution of Caseload			Change*		Percentage (%) of Caseload			
<div>2025 <div></div></div> <div>2024 <div></div></div>	<div>4,156</div> <div>-603</div> <div>-12.7%</div> <div></div>	Criminal	591	14%	-0.5%	▼	-3	Criminal	2024 12.5%	2025 14.2%
		Traffic	1,921	46%	-23.2%	▼	-581	Traffic	52.6%	46.2%
		Civil	1,587	38%	-1.1%	▼	-18	Civil	33.7%	38.2%
		Civil Commitments	57	1%	-1.7%	▼	-1	Civil Commitments	1.2%	1.4%
		GRAND TOTAL	4,156	100%	-12.7%	▼	-603	GRAND TOTAL	100%	100%

Dispositions by Division & Code

Division	Case Type Description	Code	Summary	Change	% Change	Absolute Change
Criminal	Misdemeanor	M	330	▼	-1.5%	-5
	Felony	F	140	▼	-4.1%	-6
	Capias	CA	53	▲	+8.2%	+4
	Show Cause	SC	52	▲	+6.1%	+3
	Restricted Operators License	RL	11	▲	+175.0%	+7
	Civil Violation	CV	5	▼	-54.5%	-6
	Total		591	▼	-0.5%	-3
Traffic	Infraction	I	1,489	▼	-26.7%	-543
	Misdemeanor	M	358	▼	-8.4%	-33
	Show Cause	SC	42	▲	+7.7%	+3
	Capias	CA	20	▼	-23.1%	-6
	Felony	F	7	↔		-
	Civil Violation	CV	3	▼	-40.0%	-2
	Other	O	1	▲	-	+1
	Restricted Operators License	RL	1	▼	-50.0%	-1
	Total		1,921	▼	-23.2%	-581
Civil	Warrant in Debt	WD	898	▲	+1.8%	+16
	Garnishment	GA	342	▲	+31.5%	+82
	Unlawful Detainer	UD	133	▼	-50.2%	-134
	Other	OT	56	▼	+7.7%	+4
	Preliminary Protective Order	PP	35	▼	-10.3%	-4
	Protective Order	PO	21	▲	+23.5%	+4
	Admin License	AL	18	▼	-14.3%	-3
	Interrogatory	IN	18	▲	+50.0%	+6
	Show Cause	SC	17	▲	+750.0%	+15
	Detinue	DT	11	▼	-45.0%	-9
	Impoundment	IM	9	▼	-25.0%	-3
	Bond Forfeiture	BF	8	↔		-
	Abstract	AJ	6	▼	-14.3%	-1
	Petition-Restore Arms	PR	4	▲	+300.0%	+3
	Tenants Assertion	TA	4	▲	+100.0%	+2
	Counterclaim	CC	3	▲	+50.0%	+1
	Capias	CA	2	▲	-	+2
	Motion for Judgment	MJ	1	▲	-	+1
	Restricted Operators License	RL	1	▲	-	+1
	Crossclaim	CR	0	▼	-100.0%	-1
	Total		1,587	▼	-1.1%	-18
Civil Commitments	Temporary Detention Order	TD	29	▼	-27.5%	-11
	Emergency Custody Order	EC	25	▲	+47.1%	+8
	Medical Emergency Custody Order	ME	1	▲	-	+1
	Medical Emergency Temporary Detention Order	MT	1	↔		-
	Petition	PT	1	▲	-	+1
	Total		57	▼	-1.7%	-1
GRAND TOTAL			4,156	▼	-12.7%	-603

Dispositions by Major Case Category**

Category	Summary	Change	% Change	Absolute Change
Felony	147	▼	-3.9%	-6
Garnishment	360	▲	+32.4%	+88
General Civil	918	▲	+1.0%	+9
Infraction/Civil Violation	1,498	▲	-26.9%	-550
Involuntary Civil Commitments	1	▲	-	+1
Landlord /Tenant	137	▲	-49.1%	-132
Misdemeanor	701	▲	-4.2%	-31
Other	338	▲	+5.6%	+18
Protective Orders	56	▲		0
GRAND TOTAL	4,156	▼	-12.7%	-603

2025 Overall GRAND TOTAL		Distribution of Caseload			Change*		Percentage (%) of Caseload		
<div>2025 <div></div></div> <div>2024 <div></div></div> <div>+318 3.4% ↑</div>	9,722	Criminal	2,071	21%	-10.2% ▼	-235	Criminal	2024 24.5%	2025 21.3%
		Traffic	3,445	35%	20.6% ▲	+589	Traffic	30.4%	35.4%
		Civil	3,796	39%	-0.6% ▲	-22	Civil	40.6%	39.0%
		Civil Commitments	410	4%	-3.3% ▼	-14	Civil Commitments	4.5%	4.2%
		GRAND TOTAL	9,722	100%	3.4% ▲	+318	GRAND TOTAL	100%	100%

Dispositions by Division & Code

Division	Case Type Description	Code	Summary	Change	% Change	Absolute Change
Criminal	Misdemeanor	M	1,163	▼	-7.5%	-94
	Felony	F	502	▼	-11.8%	-67
	Capias	CA	221	▼	-11.2%	-28
	Show Cause	SC	155	▼	-17.6%	-33
	Civil Violation	CV	20	▼	-13.0%	-3
	Motion	MO	10	▼	-50.0%	-10
	Total		2,071	▼	-10.2%	-235
Traffic	Infraction	I	2,361	▲	+20.2%	+397
	Misdemeanor	M	900	▲	+16.4%	+127
	Show Cause	SC	91	▲	+111.6%	+48
	Capias	CA	70	▲	+40.0%	+20
	Felony	F	19	↔		-
	Civil Violation	CV	2	▲	-	+2
	Other	O	1	↔		-
	Restricted Operators License	RL	1	▼	-75.0%	-3
	Motion	MO	0	▼	-100.0%	-2
	Total		3,445	▲	20.6%	+589
Civil	Warrant in Debt	WD	1,858	▲	+23.0%	+348
	Garnishment	GA	655	▲	+12.0%	+70
	Unlawful Detainer	UD	483	▼	-37.9%	-295
	Detinue	DT	218	▼	-4.0%	-9
	Other	OT	155	▲	-9.4%	-16
	Preliminary Protective Order	PP	92	▼	-17.9%	-20
	Protective Order	PO	89	▲	+14.1%	+11
	Impoundment	IM	67	▲	+21.8%	+12
	Interrogatory	IN	59	▼	-33.0%	-29
	Bond Forfeiture	BF	37	▼	-47.9%	-34
	Show Cause	SC	27	▼	-30.8%	-12
	Admin License	AL	25	▼	-30.6%	-11
	Abstract	AJ	23	▼	-36.1%	-13
	Counterclaim	CC	3	▲	+50.0%	+1
	Capias	CA	2	▼	-80.0%	-8
	Motion for Judgment	MJ	1	▼	-85.7%	-6
	Petition-Restore Arms	PR	1	▼	-50.0%	-1
	Tenants Assertion	TA	1	▼	-90.0%	-9
	Crossclaim	CR	0	▼	-100.0%	-1
	Total		3,796	▼	-0.6%	-22
Civil Commitments	Temporary Detention Order	TD	163	▲	+25.4%	+33
	Mental Commitment	MC	157	▼	-15.1%	-28
	Emergency Custody Order	EC	85	▼	-19.0%	-20
	Medical Emergency Temporary Detention Order	MT	3	▲	+50.0%	+1
	Other	OT	1	▲	-	+1
	Petition	PT	1	↔		-
	Medical Emergency Custody Order	ME	0	▼	-100.0%	-1
	Total		410	▼	-3.3%	-14
GRAND TOTAL			9,722	▲	3.4%	+318

Dispositions by Major Case Category**

Category	Summary	Change	% Change	Absolute Change
Felony	521	▼	-11.4%	-67
Garnishment	714	▼	+6.1%	+41
General Civil	2,098	▼	+19.3%	+339
Infraction/Civil Violation	2,384	▲	+19.9%	+396
Involuntary Civil Commitments	2	▲	+100.0%	+1
Landlord /Tenant	484	▼	-38.6%	-304
Misdemeanor	2,064	▼	+1.5%	+30
Other	1,274	▼	-7.9%	-109
Protective Orders	181	▼	-4.7%	-9
GRAND TOTAL	9,722	▲	3.4%	+318

2025 Overall GRAND TOTAL		Distribution of Caseload			Change*		Percentage (%) of Caseload			
<div>2025 <div></div></div> <div>2024 <div></div></div> <div>+199</div> <div>10.3%</div> <div>↑</div>	2,130	Criminal	205	10%	-17.0%	▼	-42	Criminal	2024 12.8%	2025 9.6%
		Traffic	1,666	78%	15.5%	▲	+224	Traffic	74.7%	78.2%
		Civil	228	11%	7.5%	▲	+16	Civil	11.0%	10.7%
		Civil Commitments	31	1%	3.3%	▲	+1	Civil Commitments	1.6%	1.5%
		GRAND TOTAL	2,130	100%	10.3%	▲	+199	GRAND TOTAL	100%	100%

Dispositions by Division & Code

Division	Case Type Description	Code	Summary	Change	% Change	Absolute Change
Criminal	Misdemeanor	M	130	▼	-14.5%	-22
	Felony	F	51	▼	-29.2%	-21
	Show Cause	SC	12	▲	+9.1%	+1
	Capias	CA	9	↔		-
	Civil Violation	CV	3	↔		-
	Total		205	▼	-17.0%	-42
Traffic	Infraction	I	1,435	▲	+18.1%	+220
	Misdemeanor	M	221	▲	+5.2%	+11
	Show Cause	SC	4	▼	-33.3%	-2
	Capias	CA	3	▼	-50.0%	-3
	Felony	F	1	▼	-75.0%	-3
	Other	O	1	▲	-	+1
	Restricted Operators License	RL	1	↔		-
	Total		1,666	▲	15.5%	+224
Civil	Warrant in Debt	WD	144	▲	+51.6%	+49
	Garnishment	GA	51	▼	-8.9%	-5
	Other	OT	9	▲	-30.8%	-4
	Unlawful Detainer	UD	9	▼	-35.7%	-5
	Preliminary Protective Order	PP	5	▼	-58.3%	-7
	Interrogatory	IN	3	▲	+50.0%	+1
	Admin License	AL	2	▼	-50.0%	-2
	Show Cause	SC	2	▲	+100.0%	+1
	Counterclaim	CC	1	▲	-	+1
	Detinue	DT	1	▼	-66.7%	-2
	Protective Order	PO	1	▼	-80.0%	-4
	Abstract	AJ	0	▼	-100.0%	-3
	Impoundment	IM	0	▼	-100.0%	-3
	Motion for Judgment	MJ	0	▼	-100.0%	-1
	Total		228	▲	7.5%	+16
Civil Commitments	Temporary Detention Order	TD	18	▼	-5.3%	-1
	Emergency Custody Order	EC	13	▲	+18.2%	+2
	Total		31	▲	3.3%	+1
GRAND TOTAL			2,130	▲	10.3%	+199

Dispositions by Major Case Category**

Category	Summary	Change	% Change	Absolute Change
Felony	52	▼	-31.6%	-24
Garnishment	54	▲	-6.9%	-4
General Civil	146	▲	+47.5%	+47
Infraction/Civil Violation	1,439	▲	+18.1%	+221
Landlord /Tenant	9	▼	-35.7%	-5
Misdemeanor	352	▼	-3.0%	-11
Other	72	▲	-16.3%	-14
Protective Orders	6	▼	-64.7%	-11
GRAND TOTAL	2,130	▲	10.3%	+199

* Compared to same time period as previous year

** Case Type Categories are defined in the 2017 Virginia Judicial Workload Assessment

The data reported reflect the case management system. The case types reported may not necessitate judicial involvement.

7/16/2025 10:55:21AM

Source: SCV-SQL-Information

2025 Overall GRAND TOTAL		Distribution of Caseload			Change*		Percentage (%) of Caseload			
<div>2025 <div></div></div> <div>2024 <div></div></div> <div>↑</div>	<div>4,451</div> <div>+953</div> <div>27.2%</div>	Criminal	352	8%	-19.5%	▼	-85	Criminal	2024 12.5%	2025 7.9%
		Traffic	3,387	76%	42.9%	▲	+1,016	Traffic	67.8%	76.1%
		Civil	569	13%	9.2%	▲	+48	Civil	14.9%	12.8%
		Civil Commitments	143	3%	-15.4%	▼	-26	Civil Commitments	4.8%	3.2%
		GRAND TOTAL	4,451	100%	27.2%	▲	+953	GRAND TOTAL	100%	100%

Dispositions by Division & Code

Division	Case Type Description	Code	Summary	Change	% Change	Absolute Change
Criminal	Misdemeanor	M	214	▼	-14.1%	-35
	Felony	F	86	▼	-41.5%	-61
	Capias	CA	31	▲	+24.0%	+6
	Show Cause	SC	11	▲	+175.0%	+7
	Civil Violation	CV	10	▼	-16.7%	-2
	Total		352	▼	-19.5%	-85
Traffic	Infraction	I	2,797	▲	+45.1%	+870
	Misdemeanor	M	526	▲	+29.2%	+119
	Capias	CA	56	▲	+124.0%	+31
	Show Cause	SC	8	▲	+33.3%	+2
	Civil Violation	CV	0	▼	-100.0%	-2
	Felony	F	0	▼	-100.0%	-4
	Total		3,387	▲	42.9%	+1,016
Civil	Warrant in Debt	WD	270	▲	+26.2%	+56
	Garnishment	GA	147	▲	+23.5%	+28
	Other	OT	56	▲	+64.7%	+22
	Unlawful Detainer	UD	40	▼	-54.0%	-47
	Preliminary Protective Order	PP	18	▲	+12.5%	+2
	Protective Order	PO	12	▲	+50.0%	+4
	Admin License	AL	8	▼	-42.9%	-6
	Detinue	DT	8	▼	-61.9%	-13
	Abstract	AJ	4	▲	+300.0%	+3
	Show Cause	SC	2	↔	-	-
	Tenants Assertion	TA	2	▲	-	+2
	Impoundment	IM	1	▲	-	+1
	Interrogatory	IN	1	↔	-	-
	Overweight	OC	0	▼	-100.0%	-3
	Petition-Restore Arms	PR	0	▼	-100.0%	-1
	Total		569	▲	9.2%	+48
Civil Commitments	Other	OT	54	▲	+35.0%	+14
	Mental Commitment	MC	39	▼	-27.8%	-15
	Temporary Detention Order	TD	31	▼	-18.4%	-7
	Emergency Custody Order	EC	19	▼	-42.4%	-14
	Medical Emergency Temporary Detention Order	MT	0	▼	-100.0%	-4
	Total		143	▼	-15.4%	-26
GRAND TOTAL			4,451	▲	27.2%	+953

Dispositions by Major Case Category**

Category	Summary	Change	% Change	Absolute Change
Felony	86	▼	-43.0%	-65
Garnishment	148	▲	+23.3%	+28
General Civil	281	▲	+19.1%	+45
Infraction/Civil Violation	2,807	▼	+44.4%	+863
Involuntary Civil Commitments	54	▲	+35.0%	+14
Landlord /Tenant	42	▲	-51.7%	-45
Misdemeanor	740	▲	+12.8%	+84

Other	263	▲	+9.6%	+23
Protective Orders	30	▲	+25.0%	+6
<i>GRAND TOTAL</i>	4,451	▲	27.2%	+953

2025 Overall GRAND TOTAL		Distribution of Caseload		Change*		Percentage (%) of Caseload			
<div>2025 <div></div></div> <div>2024 <div></div></div> <div>↑</div>	<div>9,962</div> <div>+2,019</div> <div>25.4%</div>	Criminal	895	9%	-9.9% ▼	-98	Criminal	12.5%	9.0%
		Traffic	7,655	77%	37.7% ▲	+2,094	Traffic	70.0%	76.8%
		Civil	1,126	11%	6.9% ▲	+73	Civil	13.3%	11.3%
		Civil Commitments	286	3%	-14.9% ▼	-50	Civil Commitments	4.2%	2.9%
		GRAND TOTAL	9,962	100%	25.4% ▲	+2,019	GRAND TOTAL	100%	100%

Dispositions by Division & Code

Division	Case Type Description	Code	Summary	Change	% Change	Absolute Change
Criminal	Misdemeanor	M	464	▼	-9.2%	-47
	Felony	F	196	▼	-31.0%	-88
	Capias	CA	145	▲	+42.2%	+43
	Show Cause	SC	64	▼	-5.9%	-4
	Civil Violation	CV	26	▼	-7.1%	-2
	Total		895	▼	-9.9%	-98
Traffic	Infraction	I	6,471	▲	+42.2%	+1,921
	Misdemeanor	M	1,091	▲	+17.6%	+163
	Capias	CA	42	▼	-19.2%	-10
	Show Cause	SC	26	▲	+62.5%	+10
	Felony	F	21	▲	+61.5%	+8
	Other	O	3	▲	+200.0%	+2
	Civil Violation	CV	1	↔		-
	Total		7,655	▲	37.7%	+2,094
Civil	Warrant in Debt	WD	568	▲	+21.1%	+99
	Garnishment	GA	239	▲	+20.1%	+40
	Unlawful Detainer	UD	96	▼	-48.1%	-89
	Other	OT	47	▼	-21.7%	-13
	Admin License	AL	43	↔		-
	Preliminary Protective Order	PP	36	▼	-7.7%	-3
	Zoning Violation	ZO	36	▲	-	+36
	Protective Order	PO	15	▲	+36.4%	+4
	Abstract	AJ	11	↔		-
	Detinue	DT	9	▼	-18.2%	-2
	Interrogatory	IN	9	▲	+28.6%	+2
	Impoundment	IM	8	▲	+100.0%	+4
	Petition-Restore Arms	PR	3	↔		-
	Motion for Judgment	MJ	2	▼	-50.0%	-2
	Tenants Assertion	TA	2	▲	+100.0%	+1
	Counterclaim	CC	1	▲	-	+1
	Show Cause	SC	1	▼	-80.0%	-4
	Bond Forfeiture	BF	0	▼	-100.0%	-1
	Total		1,126	▲	6.9%	+73
Civil Commitments	Mental Commitment	MC	127	▼	-15.9%	-24
	Temporary Detention Order	TD	68	▼	-15.0%	-12
	Emergency Custody Order	EC	66	▼	-10.8%	-8
	Other	OT	11	▼	-8.3%	-1
	Petition	PT	8	▼	-42.9%	-6
	Medical Emergency Temporary Detention Order	MT	5	▲	+25.0%	+1
	Medical Emergency Custody Order	ME	1	↔		-
	Total		286	▼	-14.9%	-50
GRAND TOTAL			9,962	▲	25.4%	+2,019

Dispositions by Major Case Category**

Category	Summary	Change	% Change	Absolute Change
Felony	217	▲	-26.9%	-80
Garnishment	248	▲	+20.4%	+42

General Civil	585	▼	+19.4%	+95
Infraction/Civil Violation	6,501	▲	+41.9%	+1,921
Involuntary Civil Commitments	19	▼	-26.9%	-7
Landlord /Tenant	98	▲	-47.3%	-88
Misdemeanor	1,591	▲	+10.6%	+152
Other	652	▲	-2.5%	-17
Protective Orders	51	▲	+2.0%	+1
GRAND TOTAL	9,962	▲	25.4%	+2,019

2025 Overall GRAND TOTAL		Distribution of Caseload			Change*		Percentage (%) of Caseload			
<div>2025 <div></div></div> <div>2024 <div></div></div> <div>-213 -19.7%</div> <div>↓</div>	869	Criminal	80	9%	33.3%	▲	+20	Criminal	2024 5.5%	2025 9.2%
		Traffic	738	85%	-23.1%	▼	-222	Traffic	88.7%	84.9%
		Civil	47	5%	-17.5%	▼	-10	Civil	5.3%	5.4%
		Civil Commitments	4	0%	-20.0%	▼	-1	Civil Commitments	0.5%	0.5%
		GRAND TOTAL	869	100%	-19.7%	▼	-213	GRAND TOTAL	100%	100%

Dispositions by Division & Code

Division	Case Type Description	Code	Summary	Change	% Change	Absolute Change
Criminal	Misdemeanor	M	60	▲	+33.3%	+15
	Felony	F	16	▲	+300.0%	+12
	Capias	CA	2	▼	-66.7%	-4
	Civil Violation	CV	1	▼	-50.0%	-1
	Show Cause	SC	1	▼	-66.7%	-2
	Total		80	▲	33.3%	+20
Traffic	Infraction	I	676	▼	-23.0%	-202
	Misdemeanor	M	59	▼	-27.2%	-22
	Capias	CA	1	▲	-	+1
	Other	O	1	▲	-	+1
	Show Cause	SC	1	↔	-	-
	Total		738	▼	-23.1%	-222
Civil	Warrant in Debt	WD	29	▲	+26.1%	+6
	Garnishment	GA	13	▲	+44.4%	+4
	Unlawful Detainer	UD	3	↔	-	-
	Impoundment	IM	1	▲	-	+1
	Other	OT	1	▲	-83.3%	-5
	Admin License	AL	0	▼	-100.0%	-3
	Capias	CA	0	▼	-100.0%	-1
	Detinue	DT	0	▼	-100.0%	-1
	Interrogatory	IN	0	▼	-100.0%	-2
	Preliminary Protective Order	PP	0	▼	-100.0%	-4
	Protective Order	PO	0	▼	-100.0%	-4
	Show Cause	SC	0	▼	-100.0%	-1
	Total		47	▼	-17.5%	-10
Civil Commitments	Emergency Custody Order	EC	2	▼	-33.3%	-1
	Temporary Detention Order	TD	2	↔	-	-
	Total		4	▼	-20.0%	-1
GRAND TOTAL			869	▼	-19.7%	-213

Dispositions by Major Case Category**

Category	Summary	Change	% Change	Absolute Change
Felony	16	▲	+300.0%	+12
Garnishment	13	▼	+18.2%	+2
General Civil	30	▲	+25.0%	+6
Infraction/Civil Violation	678	▲	-23.0%	-202
Landlord /Tenant	3	↔	-	0
Misdemeanor	119	▲	-5.6%	-7
Other	10	▲	-61.5%	-16
Protective Orders	0	▼	-100.0%	-8
GRAND TOTAL	869	▼	-19.7%	-213

2025 Overall GRAND TOTAL		Distribution of Caseload			Change*		Percentage (%) of Caseload			
<div>2025 <div></div></div> <div>2024 <div></div></div> <div>↑</div>	<div>5,882</div> <div>+138</div> <div>2.4%</div>	Criminal	377	6%	-13.9%	▼	-61	Criminal	7.6%	6.4%
		Traffic	4,975	85%	3.8%	▲	+180	Traffic	83.5%	84.6%
		Civil	502	9%	5.2%	▲	+25	Civil	8.3%	8.5%
		Civil Commitments	28	0%	-17.6%	▼	-6	Civil Commitments	0.6%	0.5%
		GRAND TOTAL	5,882	100%	2.4%	▲	+138	GRAND TOTAL	100%	100%

Dispositions by Division & Code

Division	Case Type Description	Code	Summary	Change	% Change	Absolute Change
Criminal	Misdemeanor	M	219	▼	-26.0%	-77
	Felony	F	101	▲	+21.7%	+18
	Capias	CA	23	▲	+21.1%	+4
	Show Cause	SC	19	▼	-5.0%	-1
	Civil Violation	CV	15	▼	-25.0%	-5
	Total		377	▼	-13.9%	-61
Traffic	Infraction	I	4,029	▼	-1.2%	-47
	Misdemeanor	M	868	▲	+25.3%	+175
	Capias	CA	45	▲	+462.5%	+37
	Show Cause	SC	23	▲	+53.3%	+8
	Felony	F	8	▲	+300.0%	+6
	Restricted Operators License	RL	2	▲	-	+2
	Civil Violation	CV	0	▼	-100.0%	-1
	Total		4,975	▲	3.8%	+180
Civil	Warrant in Debt	WD	257	▲	+11.3%	+26
	Garnishment	GA	120	▲	+37.9%	+33
	Admin License	AL	27	▲	+12.5%	+3
	Other	OT	21	▲	-16.0%	-4
	Unlawful Detainer	UD	18	▼	-67.9%	-38
	Overweight	OC	12	▼	-7.7%	-1
	Preliminary Protective Order	PP	11	▲	+37.5%	+3
	Protective Order	PO	11	▲	+10.0%	+1
	Impoundment	IM	10	▲	+11.1%	+1
	Show Cause	SC	5	▲	+400.0%	+4
	Interrogatory	IN	4	↔		-
	Motor Carrier	MC	3	▲	-	+3
	Detinue	DT	2	▼	-33.3%	-1
	Bond Forfeiture	BF	1	▼	-50.0%	-1
	Abstract	AJ	0	▼	-100.0%	-1
	Counterclaim	CC	0	▼	-100.0%	-1
	Petition to Require Blood Test	BT	0	▼	-100.0%	-1
	Tenants Assertion	TA	0	▼	-100.0%	-1
	Total		502	▲	5.2%	+25
Civil Commitments	Temporary Detention Order	TD	16	▼	-30.4%	-7
	Emergency Custody Order	EC	11	↔		-
	Medical Emergency Temporary Detention Order	MT	1	▲	-	+1
	Total		28	▼	-17.6%	-6
GRAND TOTAL			5,882	▲	2.4%	+138

Dispositions by Major Case Category**

Category	Summary	Change	% Change	Absolute Change
Felony	109	▲	+28.2%	+24
Garnishment	124	▲	+36.3%	+33
General Civil	265	▲	+11.3%	+27
Infraction/Civil Violation	4,059	▲	-1.2%	-51
Landlord /Tenant	18	▼	-68.4%	-39
Misdemeanor	1,089	▲	+10.1%	+100

Other	196	▲	+25.6%	+40
Protective Orders	22	▲	+22.2%	+4
<i>GRAND TOTAL</i>	5,882	▲	2.4%	+138

2025 Overall GRAND TOTAL		Distribution of Caseload			Change*		Percentage (%) of Caseload			
<div>2025 <div></div></div> <div>2024 <div></div></div> <div>+182 28.0% ↑</div>	832	Criminal	92	11%	-38.7%	▼	-58	Criminal	2024 23.1%	2025 11.1%
		Traffic	573	69%	61.4%	▲	+218	Traffic	54.6%	68.9%
		Civil	158	19%	13.7%	▲	+19	Civil	21.4%	19.0%
		Civil Commitments	9	1%	50.0%	▲	+3	Civil Commitments	0.9%	1.1%
		GRAND TOTAL	832	100%	28.0%	▲	+182	GRAND TOTAL	100%	100%

Dispositions by Division & Code

Division	Case Type Description	Code	Summary	Change	% Change	Absolute Change
Criminal	Misdemeanor	M	59	▼	-32.2%	-28
	Felony	F	19	▼	-50.0%	-19
	Show Cause	SC	9	↔		-
	Capias	CA	3	▼	-76.9%	-10
	Civil Violation	CV	2	▼	-33.3%	-1
	Total		92	▼	-38.7%	-58
Traffic	Infraction	I	485	▲	+99.6%	+242
	Misdemeanor	M	69	▼	-17.9%	-15
	Capias	CA	13	▼	-38.1%	-8
	Felony	F	3	▲	+200.0%	+2
	Show Cause	SC	3	▼	-40.0%	-2
	Civil Violation	CV	0	▼	-100.0%	-1
	Total		573	▲	61.4%	+218
Civil	Warrant in Debt	WD	85	▲	+93.2%	+41
	Garnishment	GA	45	▲	+45.2%	+14
	Other	OT	11	↔		-
	Unlawful Detainer	UD	11	▼	-64.5%	-20
	Admin License	AL	4	▼	-60.0%	-6
	Interrogatory	IN	1	↔		-
	Show Cause	SC	1	▲	-	+1
	Bond Forfeiture	BF	0	▼	-100.0%	-1
	Impoundment	IM	0	▼	-100.0%	-1
	Preliminary Protective Order	PP	0	▼	-100.0%	-5
	Protective Order	PO	0	▼	-100.0%	-4
	Total		158	▲	13.7%	+19
Civil Commitments	Mental Commitment	MC	4	▲	-	+4
	Temporary Detention Order	TD	4	↔		-
	Medical Emergency Temporary Detention Order	MT	1	▲	-	+1
	Emergency Custody Order	EC	0	▼	-100.0%	-2
	Total		9	▲	50.0%	+3
GRAND TOTAL			832	▲	28.0%	+182

Dispositions by Major Case Category**

Category	Summary	Change	% Change	Absolute Change
Felony	22	▲	-43.6%	-17
Garnishment	46	▲	+43.8%	+14
General Civil	85	▲	+93.2%	+41
Infraction/Civil Violation	487	▼	+97.2%	+240
Landlord /Tenant	11	▼	-64.5%	-20
Misdemeanor	128	▼	-25.1%	-43
Other	53	▲	-31.2%	-24
Protective Orders	0	▼	-100.0%	-9
GRAND TOTAL	832	▲	28.0%	+182

2025 Overall GRAND TOTAL		Distribution of Caseload			Change*		Percentage (%) of Caseload			
<div>2025 <div></div></div> <div>2024 <div></div></div> <div>-82 -18.7%</div> <div>↓</div>	356	Criminal	45	13%	-39.2%	▼	-29	Criminal	2024 16.9%	2025 12.6%
		Traffic	219	62%	-25.0%	▼	-73	Traffic	66.7%	61.5%
		Civil	91	26%	31.9%	▲	+22	Civil	15.8%	25.6%
		Civil Commitments	1	0%	-66.7%	▼	-2	Civil Commitments	0.7%	0.3%
		GRAND TOTAL	356	100%	-18.7%	▼	-82	GRAND TOTAL	100%	100%

Dispositions by Division & Code

Division	Case Type Description	Code	Summary	Change	% Change	Absolute Change
Criminal	Misdemeanor	M	24	▼	-60.7%	-37
	Felony	F	14	▲	+75.0%	+6
	Civil Violation	CV	3	▲	-	+3
	Capias	CA	2	▲	-	+2
	Show Cause	SC	2	▼	-60.0%	-3
	Total		45	▼	-39.2%	-29
Traffic	Infraction	I	177	▼	-30.0%	-76
	Misdemeanor	M	35	↔	-	-
	Show Cause	SC	4	▲	+300.0%	+3
	Capias	CA	3	↔	-	-
	Total		219	▼	-25.0%	-73
Civil	Warrant in Debt	WD	55	▲	+96.4%	+27
	Garnishment	GA	23	▲	+155.6%	+14
	Other	OT	4	↔	-	-
	Admin License	AL	2	↔	-	-
	Impoundment	IM	2	↔	-	-
	Show Cause	SC	2	▲	-	+2
	Preliminary Protective Order	PP	1	↔	-	-
	Protective Order	PO	1	▼	-50.0%	-1
	Unlawful Detainer	UD	1	▼	-91.7%	-11
	Detinue	DT	0	▼	-100.0%	-1
	Interrogatory	IN	0	▼	-100.0%	-3
	Tenants Assertion	TA	0	▼	-100.0%	-5
	Total		91	▲	31.9%	+22
Civil Commitments	Temporary Detention Order	TD	1	↔	-	-
	Emergency Custody Order	EC	0	▼	-100.0%	-2
	Total		1	▼	-66.7%	-2
GRAND TOTAL			356	▼	-18.7%	-82

Dispositions by Major Case Category**

Category	Summary	Change	% Change	Absolute Change
Felony	14	▲	+75.0%	+6
Garnishment	23	▲	+91.7%	+11
General Civil	56	▼	+86.7%	+26
Infraction/Civil Violation	180	▲	-28.9%	-73
Landlord /Tenant	1	▼	-94.1%	-16
Misdemeanor	59	▼	-38.5%	-37
Other	21	▲	+10.5%	+2
Protective Orders	2	▼	-33.3%	-1
GRAND TOTAL	356	▼	-18.7%	-82

2025 Overall GRAND TOTAL		Distribution of Caseload			Change*		Percentage (%) of Caseload			
<div>2025 <div></div></div> <div>2024 <div></div></div>	<div>350</div> <div>-116</div> <div>-24.9%</div> <div></div>	Criminal	69	20%	91.7%	▲	+33	Criminal	2024 7.7%	2025 19.7%
		Traffic	256	73%	-34.9%	▼	-137	Traffic	84.3%	73.1%
		Civil	23	7%	-36.1%	▼	-13	Civil	7.7%	6.6%
		Civil Commitments	2	1%	100.0%	▲	+1	Civil Commitments	0.2%	0.6%
		GRAND TOTAL	350	100%	-24.9%	▼	-116	GRAND TOTAL	100%	100%

Dispositions by Division & Code

Division	Case Type Description	Code	Summary	Change	% Change	Absolute Change
Criminal	Felony	F	50	▲	+4,900.0%	+49
	Misdemeanor	M	16	▼	-48.4%	-15
	Show Cause	SC	2	▲	+100.0%	+1
	Capias	CA	1	▼	-50.0%	-1
	Civil Violation	CV	0	▼	-100.0%	-1
	Total		69	▲	91.7%	+33
Traffic	Infraction	I	224	▼	-38.8%	-142
	Misdemeanor	M	31	▲	+14.8%	+4
	Capias	CA	1	▲	-	+1
	Total		256	▼	-34.9%	-137
Civil	Warrant in Debt	WD	9	▼	-66.7%	-18
	Other	OT	5	▲	-	+5
	Garnishment	GA	4	▲	+100.0%	+2
	Protective Order	PO	3	▲	+200.0%	+2
	Preliminary Protective Order	PP	2	▲	-	+2
	Abstract	AJ	0	▼	-100.0%	-1
	Admin License	AL	0	▼	-100.0%	-1
	Counterclaim	CC	0	▼	-100.0%	-1
	Unlawful Detainer	UD	0	▼	-100.0%	-3
	Total		23	▼	-36.1%	-13
Civil Commitments	Emergency Custody Order	EC	1	▲	-	+1
	Temporary Detention Order	TD	1	↔	-	-
	Total		2	▲	100.0%	+1
GRAND TOTAL			350	▼	-24.9%	-116

Dispositions by Major Case Category**

Category	Summary	Change	% Change	Absolute Change
Felony	50	▲	+4,900.0%	+49
Garnishment	4	▲	+100.0%	+2
General Civil	9	▼	-66.7%	-18
Infraction/Civil Violation	224	▼	-39.0%	-143
Landlord /Tenant	0	▼	-100.0%	-3
Misdemeanor	47	▼	-19.0%	-11
Other	11	▲	+57.1%	+4
Protective Orders	5	▲	+400.0%	+4
GRAND TOTAL	350	▼	-24.9%	-116

2025 Overall GRAND TOTAL		Distribution of Caseload			Change*		Percentage (%) of Caseload		
<div><div>2025</div><div>2024</div></div> <div><div>3,775</div><div>-416</div><div>-9.9%</div></div> <div><div></div><div>↓</div></div>									
	Criminal	543	14%	-6.9%	▼	-40	Criminal	2024 13.9%	2025 14.4%
	Traffic	2,597	69%	-16.4%	▼	-509	Traffic	74.1%	68.8%
	Civil	595	16%	30.2%	▲	+138	Civil	10.9%	15.8%
	Civil Commitments	40	1%	-11.1%	▼	-5	Civil Commitments	1.1%	1.1%
GRAND TOTAL	3,775	100%	-9.9%	▼	-416	GRAND TOTAL	100%	100%	

Dispositions by Division & Code

Division	Case Type Description	Code	Summary	Change	% Change	Absolute Change
Criminal	Misdemeanor	M	366	▲	+7.0%	+24
	Felony	F	92	▼	-43.2%	-70
	Capias	CA	69	▲	+46.8%	+22
	Show Cause	SC	9	▼	-50.0%	-9
	Civil Violation	CV	7	▼	-50.0%	-7
	Total		543	▼	-6.9%	-40
Traffic	Infraction	I	1,910	▼	-17.0%	-392
	Misdemeanor	M	657	▼	-14.6%	-112
	Capias	CA	19	▼	-5.0%	-1
	Felony	F	10	▲	+25.0%	+2
	Show Cause	SC	1	▼	-85.7%	-6
	Total		2,597	▼	-16.4%	-509
Civil	Warrant in Debt	WD	272	▲	+63.9%	+106
	Garnishment	GA	138	▲	+16.0%	+19
	Other	OT	53	▼	+60.6%	+20
	Preliminary Protective Order	PP	32	▲	+128.6%	+18
	Detinue	DT	23	▼	-23.3%	-7
	Unlawful Detainer	UD	22	▼	-60.0%	-33
	Admin License	AL	19	▲	+137.5%	+11
	Protective Order	PO	16	▲	+60.0%	+6
	Abstract	AJ	4	▲	+33.3%	+1
	Overweight	OC	3	▲	+200.0%	+2
	Zoning Violation	ZO	3	▲	+200.0%	+2
	Bond Forfeiture	BF	2	▲	+100.0%	+1
	Petition-Restore Arms	PR	2	↔		-
	Show Cause	SC	2	▼	-50.0%	-2
	Capias	CA	1	▲	-	+1
	Impoundment	IM	1	▼	-75.0%	-3
	Interrogatory	IN	1	▼	-50.0%	-1
	Tenants Assertion	TA	1	↔		-
	Counterclaim	CC	0	▼	-100.0%	-2
	Motion for Judgment	MJ	0	▼	-100.0%	-1
	Total		595	▲	30.2%	+138
Civil Commitments	Temporary Detention Order	TD	27	▼	-15.6%	-5
	Emergency Custody Order	EC	13	↔		-
	Total		40	▼	-11.1%	-5
GRAND TOTAL			3,775	▼	-9.9%	-416

Dispositions by Major Case Category**

Category	Summary	Change	% Change	Absolute Change
Felony	102	▼	-40.0%	-68
Garnishment	139	▼	+14.9%	+18
General Civil	297	▼	+48.5%	+97
Infraction/Civil Violation	1,920	▲	-17.1%	-397
Landlord /Tenant	23	▼	-58.9%	-33
Misdemeanor	1,026	▲	-7.7%	-86

Other	220	▲	+15.2%	+29
Protective Orders	48	▲	+100.0%	+24
GRAND TOTAL	3,775	▼	-9.9%	-416

2025 Overall GRAND TOTAL		Distribution of Caseload				Change*		Percentage (%) of Caseload		
<div><div>2025</div><div>2024</div></div> <div><div>3,753</div><div>-86</div><div>-2.2%</div></div> <div><div></div><div></div></div>	<div></div>	Criminal	548	15%	-4.2%	▼	-24	Criminal	2024 14.9%	2025 14.6%
		Traffic	1,532	41%	-15.8%	▼	-287	Traffic	47.4%	40.8%
		Civil	775	21%	3.2%	▲	+24	Civil	19.6%	20.7%
		Civil Commitments	898	24%	28.8%	▲	+201	Civil Commitments	18.2%	23.9%
		GRAND TOTAL	3,753	100%	-2.2%	▼	-86	GRAND TOTAL	100%	100%

Dispositions by Division & Code

Division	Case Type Description	Code	Summary	Change	% Change	Absolute Change
Criminal	Misdemeanor	M	336	▲	+20.4%	+57
	Felony	F	103	▼	-36.8%	-60
	Capias	CA	60	▼	-6.3%	-4
	Show Cause	SC	39	▲	+30.0%	+9
	Civil Violation	CV	10	▼	-70.6%	-24
	Motion	MO	0	▼	-100.0%	-1
	Restricted Operators License	RL	0	▼	-100.0%	-1
	Total		548	▼	-4.2%	-24
Traffic	Infraction	I	1,199	▼	-18.6%	-274
	Misdemeanor	M	225	▼	-13.5%	-35
	Capias	CA	73	▲	+23.7%	+14
	Other	O	23	▲	+64.3%	+9
	Show Cause	SC	8	↔		-
	Felony	F	4	▲	+100.0%	+2
	Motion	MO	0	▼	-100.0%	-1
	Restricted Operators License	RL	0	▼	-100.0%	-2
	Total		1,532	▼	-15.8%	-287
Civil	Warrant in Debt	WD	381	▲	+32.3%	+93
	Garnishment	GA	215	▲	+15.6%	+29
	Unlawful Detainer	UD	70	▼	-43.1%	-53
	Other	OT	19	▼	-24.0%	-6
	Admin License	AL	16	▲	+45.5%	+5
	Preliminary Protective Order	PP	16	▼	-38.5%	-10
	Interrogatory	IN	15	↔		-
	Show Cause	SC	13	▲	+8.3%	+1
	Protective Order	PO	12	▼	-33.3%	-6
	Detinue	DT	9	▼	-60.9%	-14
	Abstract	AJ	4	▼	-50.0%	-4
	Impoundment	IM	2	▼	-71.4%	-5
	Capias	CA	1	↔		-
	Counterclaim	CC	1	↔		-
	Tenants Assertion	TA	1	↔		-
	Bond Forfeiture	BF	0	▼	-100.0%	-4
	Motion for Judgment	MJ	0	▼	-100.0%	-2
	Total		775	▲	3.2%	+24
Civil Commitments	Mental Commitment	MC	655	▲	+56.7%	+237
	Other	OT	137	▼	-13.8%	-22
	Temporary Detention Order	TD	61	▼	-3.2%	-2
	Emergency Custody Order	EC	29	▼	-17.1%	-6
	Petition	PT	16	▼	-27.3%	-6
	Total		898	▲	28.8%	+201
GRAND TOTAL			3,753	▼	-2.2%	-86

Dispositions by Major Case Category**

Category	Summary	Change	% Change	Absolute Change
Felony	107	▲	-35.2%	-58
Garnishment	230	▲	+14.4%	+29

General Civil	390	▼	+23.8%	+75
Infraction/Civil Violation	1,232	▼	-19.0%	-289
Involuntary Civil Commitments	153	▼	-15.5%	-28
Landlord /Tenant	71	▼	-42.7%	-53
Misdemeanor	561	▼	+3.5%	+19
Other	981	▼	+31.5%	+235
Protective Orders	28	▼	-36.4%	-16
GRAND TOTAL	3,753	▼	-2.2%	-86

2025 Overall GRAND TOTAL		Distribution of Caseload			Change*		Percentage (%) of Caseload		
<div>2025 <div></div></div> <div>2024 <div></div></div> <div>+335</div> <div>13.3%</div> <div>↑</div>	2,860	Criminal	585	20%	42.7% ▲	+175	Criminal	2024 16.2%	2025 20.5%
		Traffic	683	24%	-3.8% ▼	-27	Traffic	28.1%	23.9%
		Civil	1,543	54%	17.0% ▲	+224	Civil	52.2%	54.0%
		Civil Commitments	49	2%	-43.0% ▼	-37	Civil Commitments	3.4%	1.7%
		GRAND TOTAL	2,860	100%	13.3% ▲	+335	GRAND TOTAL	100%	100%

Dispositions by Division & Code

Division	Case Type Description	Code	Summary	Change	% Change	Absolute Change
Criminal	Misdemeanor	M	291	▲	+48.5%	+95
	Felony	F	171	▲	+23.0%	+32
	Capias	CA	90	▲	+80.0%	+40
	Show Cause	SC	29	▲	+38.1%	+8
	Civil Violation	CV	4	↔		-
	Total		585	▲	42.7%	+175
Traffic	Infraction	I	447	▼	-6.3%	-30
	Misdemeanor	M	184	▲	+8.9%	+15
	Capias	CA	33	▼	-26.7%	-12
	Felony	F	10	▲	+150.0%	+6
	Show Cause	SC	7	▼	-12.5%	-1
	Civil Violation	CV	2	▼	-66.7%	-4
	Restricted Operators License	RL	0	▼	-100.0%	-1
	Total		683	▼	-3.8%	-27
Civil	Warrant in Debt	WD	903	▲	+18.2%	+139
	Garnishment	GA	387	▲	+83.4%	+176
	Unlawful Detainer	UD	85	▼	-51.4%	-90
	Detinue	DT	65	▲	+14.0%	+8
	Other	OT	35	▲	+12.9%	+4
	Abstract	AJ	15	▲	+36.4%	+4
	Preliminary Protective Order	PP	12	▼	-40.0%	-8
	Admin License	AL	9	▼	-30.8%	-4
	Interrogatory	IN	9	↔		-
	Impoundment	IM	8	▲	+700.0%	+7
	Protective Order	PO	7	▲	+16.7%	+1
	Show Cause	SC	5	▼	-58.3%	-7
	Bond Forfeiture	BF	2	▲	-	+2
	Counterclaim	CC	1	↔		-
	Capias	CA	0	▼	-100.0%	-1
	Detinue Seizure	DZ	0	▼	-100.0%	-4
	Motion for Judgment	MJ	0	▼	-100.0%	-3
	Total		1,543	▲	17.0%	+224
Civil Commitments	Temporary Detention Order	TD	31	▼	-48.3%	-29
	Emergency Custody Order	EC	18	▼	-30.8%	-8
	Total		49	▼	-43.0%	-37
GRAND TOTAL			2,860	▲	13.3%	+335

Dispositions by Major Case Category**

Category	Summary	Change	% Change	Absolute Change
Felony	181	▲	+26.6%	+38
Garnishment	396	▲	+80.0%	+176
General Civil	973	▲	+17.5%	+145
Infraction/Civil Violation	453	▼	-7.0%	-34
Landlord /Tenant	85	▼	-51.4%	-90
Misdemeanor	475	▼	+29.8%	+109
Other	278	▲	-0.7%	-2

Protective Orders	19	▼	-26.9%	-7
<i>GRAND TOTAL</i>	2,860	▲	13.3%	+335

2025 Overall GRAND TOTAL		Distribution of Caseload		Change*		Percentage (%) of Caseload				
<div>2025 <div></div></div> <div>2024 <div></div></div> <div>↑</div>	<div>2,253</div> <div>+732</div> <div>48.1%</div>	Criminal	167	7%	42.7%	▲	+50	Criminal	2024 7.7%	2025 7.4%
		Traffic	1,875	83%	51.2%	▲	+635	Traffic	81.5%	83.2%
		Civil	206	9%	30.4%	▲	+48	Civil	10.4%	9.1%
		Civil Commitments	5	0%	-16.7%	▼	-1	Civil Commitments	0.4%	0.2%
		GRAND TOTAL	2,253	100%	48.1%	▲	+732	GRAND TOTAL	100%	100%

Dispositions by Division & Code

Division	Case Type Description	Code	Summary	Change	% Change	Absolute Change
Criminal	Misdemeanor	M	99	▲	+43.5%	+30
	Felony	F	35	▲	+105.9%	+18
	Show Cause	SC	18	▲	+80.0%	+8
	Capias	CA	6	▼	-33.3%	-3
	Civil Violation	CV	4	▼	-42.9%	-3
	Motion	MO	3	▼	-40.0%	-2
	Restricted Operators License	RL	2	▲	-	+2
	Total		167	▲	42.7%	+50
Traffic	Infraction	I	1,587	▲	+52.2%	+544
	Misdemeanor	M	273	▲	+47.6%	+88
	Felony	F	5	▲	+25.0%	+1
	Show Cause	SC	5	▲	+66.7%	+2
	Capias	CA	4	↔	-	-
	Civil Violation	CV	1	▲	-	+1
	Motion	MO	0	▼	-100.0%	-1
	Total		1,875	▲	51.2%	+635
Civil	Warrant in Debt	WD	122	▲	+74.3%	+52
	Garnishment	GA	45	▲	+25.0%	+9
	Admin License	AL	25	▲	+4.2%	+1
	Other	OT	8	▲	+14.3%	+1
	Impoundment	IM	2	↔	-	-
	Detinue	DT	1	▲	-	+1
	Preliminary Protective Order	PP	1	▼	-80.0%	-4
	Tenants Assertion	TA	1	▲	-	+1
	Unlawful Detainer	UD	1	▼	-90.9%	-10
	Abstract	AJ	0	▼	-100.0%	-1
	Motion for Judgment	MJ	0	▼	-100.0%	-1
	Protective Order	PO	0	▼	-100.0%	-1
	Total		206	▲	30.4%	+48
Civil Commitments	Temporary Detention Order	TD	3	▼	-40.0%	-2
	Emergency Custody Order	EC	2	▲	+100.0%	+1
	Total		5	▼	-16.7%	-1
GRAND TOTAL			2,253	▲	48.1%	+732

Dispositions by Major Case Category**

Category	Summary	Change	% Change	Absolute Change
Felony	40	▲	+90.5%	+19
Garnishment	45	▲	+25.0%	+9
General Civil	126	▲	+72.6%	+53
Infraction/Civil Violation	1,592	▲	+51.6%	+542
Landlord /Tenant	2	▲	-81.8%	-9
Misdemeanor	374	▲	+47.2%	+120
Other	73	▼	+4.3%	+3
Protective Orders	1	▼	-83.3%	-5
GRAND TOTAL	2,253	▲	48.1%	+732

* Compared to same time period as previous year

** Case Type Categories are defined in the 2017 Virginia Judicial Workload Assessment

The data reported reflect the case management system. The case types reported may not necessitate judicial involvement.

7/16/2025 10:55:21AM

Source: SCV-SQL-Information

2025 Overall GRAND TOTAL		Distribution of Caseload			Change*		Percentage (%) of Caseload			
<div>2025 <div></div></div> <div>2024 <div></div></div> <div>↑</div>	<div>8,510</div> <div>+1,331</div> <div>18.5%</div>	Criminal	1,240	15%	8.4%	▲	+96	Criminal	2024 15.9%	2025 14.6%
		Traffic	5,361	63%	19.3%	▲	+867	Traffic	62.6%	63.0%
		Civil	1,855	22%	24.0%	▲	+359	Civil	20.8%	21.8%
		Civil Commitments	54	1%	20.0%	▲	+9	Civil Commitments	0.6%	0.6%
		GRAND TOTAL	8,510	100%	18.5%	▲	+1,331	GRAND TOTAL	100%	100%

Dispositions by Division & Code

Division	Case Type Description	Code	Summary	Change	% Change	Absolute Change
Criminal	Misdemeanor	M	646	▲	+2.5%	+16
	Felony	F	269	▲	+19.6%	+44
	Capias	CA	180	▲	+47.5%	+58
	Show Cause	SC	108	▼	-17.6%	-23
	Civil Violation	CV	37	▲	+2.8%	+1
	Total		1,240	▲	8.4%	+96
Traffic	Infraction	I	4,103	▲	+18.8%	+648
	Misdemeanor	M	1,132	▲	+19.0%	+181
	Capias	CA	64	▲	+48.8%	+21
	Felony	F	34	▲	+70.0%	+14
	Show Cause	SC	26	▲	+13.0%	+3
	Civil Violation	CV	2	▲	+100.0%	+1
	Other	O	0	▼	-100.0%	-1
	Total		5,361	▲	19.3%	+867
Civil	Warrant in Debt	WD	945	▲	+32.5%	+232
	Garnishment	GA	494	▲	+17.9%	+75
	Unlawful Detainer	UD	93	▼	-13.1%	-14
	Admin License	AL	76	▲	+20.6%	+13
	Other	OT	43	▲	+4.9%	+2
	Overweight	OC	39	▲	+62.5%	+15
	Motor Carrier	MC	28	▲	+27.3%	+6
	Show Cause	SC	27	▲	+58.8%	+10
	Impoundment	IM	25	▲	+150.0%	+15
	Preliminary Protective Order	PP	25	▲	+13.6%	+3
	Protective Order	PO	23	▲	+4.5%	+1
	Abstract	AJ	12	▲	+50.0%	+4
	Bond Forfeiture	BF	10	▼	-16.7%	-2
	Detinue	DT	7	▲	+75.0%	+3
	Interrogatory	IN	7	▼	-22.2%	-2
	Tenants Assertion	TA	1	▲	-	+1
	Petition-Restore Arms	PR	0	▼	-100.0%	-3
	Total		1,855	▲	24.0%	+359
Civil Commitments	Temporary Detention Order	TD	34	▲	+3.0%	+1
	Emergency Custody Order	EC	19	▲	+58.3%	+7
	Other	OT	1	▲	-	+1
	Total		54	▲	20.0%	+9
GRAND TOTAL			8,510	▲	18.5%	+1,331

Dispositions by Major Case Category**

Category	Summary	Change	% Change	Absolute Change
Felony	303	▲	+23.7%	+58
Garnishment	501	▼	+17.1%	+73
General Civil	960	▲	+32.6%	+236
Infraction/Civil Violation	4,209	▲	+18.9%	+670
Involuntary Civil Commitments	1	▲	-	+1
Landlord /Tenant	94	▲	-12.1%	-13

Misdemeanor	1,778	▲	+12.5%	+197
Other	616	▲	+20.5%	+105
Protective Orders	48	▲	+9.1%	+4
GRAND TOTAL	8,510	▲	18.5%	+1,331

2025 Overall GRAND TOTAL		Distribution of Caseload			Change*		Percentage (%) of Caseload			
<div>2025 <div></div></div> <div>2024 <div></div></div> <div>-777 -26.9%</div> <div>↓</div>	2,112	Criminal	300	14%	-20.0%	▼	-75	Criminal	2024 13.0%	2025 14.2%
		Traffic	1,172	55%	-41.5%	▼	-832	Traffic	69.4%	55.5%
		Civil	612	29%	28.6%	▲	+136	Civil	16.5%	29.0%
		Civil Commitments	28	1%	-17.6%	▼	-6	Civil Commitments	1.2%	1.3%
		GRAND TOTAL	2,112	100%	-26.9%	▼	-777	GRAND TOTAL	100%	100%

Dispositions by Division & Code

Division	Case Type Description	Code	Summary	Change	% Change	Absolute Change
Criminal	Misdemeanor	M	155	▼	-14.4%	-26
	Felony	F	80	▼	-37.0%	-47
	Capias	CA	28	▲	+27.3%	+6
	Show Cause	SC	27	▼	-6.9%	-2
	Civil Violation	CV	10	▼	-33.3%	-5
	Motion	MO	0	▼	-100.0%	-1
	Total		300	▼	-20.0%	-75
Traffic	Infraction	I	914	▼	-44.3%	-727
	Misdemeanor	M	241	▼	-28.9%	-98
	Show Cause	SC	12	↔		-
	Capias	CA	3	▼	-62.5%	-5
	Felony	F	2	▼	-50.0%	-2
	Total		1,172	▼	-41.5%	-832
Civil	Warrant in Debt	WD	310	▲	+97.5%	+153
	Garnishment	GA	167	▼	-6.2%	-11
	Unlawful Detainer	UD	34	↔		-
	Other	OT	29	▲	+31.8%	+7
	Abstract	AJ	17	▲	+183.3%	+11
	Preliminary Protective Order	PP	11	▼	-31.3%	-5
	Protective Order	PO	11	▲	+10.0%	+1
	Admin License	AL	9	▲	+12.5%	+1
	Interrogatory	IN	9	▼	-55.0%	-11
	Detinue	DT	4	▼	-63.6%	-7
	Impoundment	IM	4	↔		-
	Show Cause	SC	3	▼	-66.7%	-6
	Motion for Judgment	MJ	2	▲	-	+2
	Petition-Restore Arms	PR	1	▲	-	+1
	Tenants Assertion	TA	1	▲	-	+1
	Counterclaim	CC	0	▼	-100.0%	-1
	Total		612	▲	28.6%	+136
Civil Commitments	Temporary Detention Order	TD	16	▼	-38.5%	-10
	Emergency Custody Order	EC	12	▲	+50.0%	+4
	Total		28	▼	-17.6%	-6
GRAND TOTAL			2,112	▼	-26.9%	-777

Dispositions by Major Case Category**

Category	Summary	Change	% Change	Absolute Change
Felony	82	▼	-37.4%	-49
Garnishment	176	▼	-11.1%	-22
General Civil	317	▲	+88.7%	+149
Infraction/Civil Violation	924	▼	-44.2%	-732
Landlord /Tenant	35	▲	+2.9%	+1
Misdemeanor	396	▼	-23.8%	-124
Other	160	▼	+2.6%	+4
Protective Orders	22	▼	-15.4%	-4

GRAND TOTAL	2,112	▼	-26.9%	-777
-------------	-------	---	--------	------

2025 Overall GRAND TOTAL		Distribution of Caseload			Change*		Percentage (%) of Caseload			
15,515 +1,123 7.8%		Criminal	2,361	15%	-0.5%	▼	-11	Criminal	16.5%	15.2%
		Traffic	9,385	60%	9.8%	▲	+841	Traffic	59.4%	60.5%
2025		Civil	3,541	23%	11.3%	▲	+360	Civil	22.1%	22.8%
2024		Civil Commitments	228	1%	-22.7%	▼	-67	Civil Commitments	2.0%	1.5%
		GRAND TOTAL	15,515	100%	7.8%	▲	+1,123	GRAND TOTAL	100%	100%

Dispositions by Division & Code

Division	Case Type Description	Code	Summary	Change	% Change	Absolute Change
Criminal	Misdemeanor	M	1,386	▲	+4.8%	+63
	Felony	F	609	▼	-7.3%	-48
	Capias	CA	165	▼	-10.8%	-20
	Show Cause	SC	140	▼	-6.0%	-9
	Civil Violation	CV	61	▲	+5.2%	+3
	Total		2,361	▼	-0.5%	-11
Traffic	Infraction	I	7,217	▲	+15.5%	+970
	Misdemeanor	M	2,014	▼	-3.7%	-78
	Civil Violation	CV	48	▼	-61.0%	-75
	Felony	F	35	▲	+34.6%	+9
	Show Cause	SC	31	▲	+34.8%	+8
	Capias	CA	28	▼	-3.4%	-1
	Other	O	10	▲	-	+10
	Restricted Operators License	RL	2	▼	-50.0%	-2
	Total		9,385	▲	9.8%	+841
Civil	Warrant in Debt	WD	1,796	▲	+29.2%	+406
	Garnishment	GA	699	▲	+20.1%	+117
	Unlawful Detainer	UD	278	▼	-41.1%	-194
	Admin License	AL	128	▼	-3.8%	-5
	Detinue	DT	101	▲	+18.8%	+16
	Impoundment	IM	92	▼	-20.0%	-23
	Other	OT	88	▼	-11.1%	-11
	Preliminary Protective Order	PP	82	▲	+15.5%	+11
	Protective Order	PO	73	▲	+40.4%	+21
	Interrogatory	IN	69	▲	+53.3%	+24
	Show Cause	SC	65	▲	+97.0%	+32
	Bond Forfeiture	BF	53	▼	-1.9%	-1
	Abstract	AJ	6	▼	-76.0%	-19
	Counterclaim	CC	4	▲	-	+4
	Motion for Judgment	MJ	4	▼	-76.5%	-13
	Capias	CA	2	▼	-33.3%	-1
	Tenants Assertion	TA	1	↔	-	-
	Crossclaim	CR	0	▼	-100.0%	-1
	Overweight	OC	0	▼	-100.0%	-1
	Petition-Restore Arms	PR	0	▼	-100.0%	-2
	Total		3,541	▲	11.3%	+360
Civil Commitments	Temporary Detention Order	TD	107	▼	-12.3%	-15
	Mental Commitment	MC	54	▼	-27.0%	-20
	Emergency Custody Order	EC	35	▼	-46.2%	-30
	Petition	PT	26	▲	+36.8%	+7
	Other	OT	5	▼	-61.5%	-8
	Medical Emergency Temporary Detention Order	MT	1	▼	-50.0%	-1
	Total		228	▼	-22.7%	-67
GRAND TOTAL			15,515	▲	7.8%	+1,123

Dispositions by Major Case Category**				
Category	Summary	Change	% Change	Absolute Change
Felony	644	▲	-5.7%	-39
Garnishment	768	▲	+22.5%	+141
General Civil	1,919	▼	+26.3%	+400
Infraction/Civil Violation	7,336	▲	+14.1%	+907
Involuntary Civil Commitments	31	▼	-3.1%	-1
Landlord /Tenant	279	▼	-41.0%	-194
Misdemeanor	3,402	▼	-0.5%	-17
Other	981	▲	-9.8%	-106
Protective Orders	155	▲	+26.0%	+32
GRAND TOTAL	15,515	▲	7.8%	+1,123

2025 Overall GRAND TOTAL		Distribution of Caseload			Change*		Percentage (%) of Caseload			
<div>2025 <div></div></div> <div>2024 <div></div></div> <div>7,529</div> <div>+2,205</div> <div>41.4%</div> <div>↑</div>	Criminal		583	8%	3.6%	▲	+20	Criminal	2024 10.6%	2025 7.7%
	Traffic		5,972	79%	52.5%	▲	+2,057	Traffic	73.5%	79.3%
	Civil		944	13%	16.1%	▲	+131	Civil	15.3%	12.5%
	Civil Commitments		30	0%	-9.1%	▼	-3	Civil Commitments	0.6%	0.4%
	GRAND TOTAL		7,529	100%	41.4%	▲	+2,205	GRAND TOTAL	100%	100%

Dispositions by Division & Code

Division	Case Type Description	Code	Summary	Change	% Change	Absolute Change
Criminal	Misdemeanor	M	350	▲	+20.7%	+60
	Felony	F	119	▼	-11.9%	-16
	Show Cause	SC	46	▼	-14.8%	-8
	Capias	CA	43	▼	-14.0%	-7
	Civil Violation	CV	23	▼	-14.8%	-4
	Motion	MO	2	▼	-71.4%	-5
	Total		583	▲	3.6%	+20
Traffic	Infraction	I	5,014	▲	+66.2%	+1,997
	Misdemeanor	M	928	▲	+9.2%	+78
	Capias	CA	10	▼	-47.4%	-9
	Show Cause	SC	10	▼	-44.4%	-8
	Felony	F	5	▼	-44.4%	-4
	Civil Violation	CV	4	▲	+300.0%	+3
	Motion	MO	1	↔		-
	Total		5,972	▲	52.5%	+2,057
Civil	Warrant in Debt	WD	516	▲	+55.9%	+185
	Garnishment	GA	260	▼	-4.1%	-11
	Unlawful Detainer	UD	41	▼	-50.6%	-42
	Other	OT	34	▲	+17.2%	+5
	Abstract	AJ	32	▲	+357.1%	+25
	Admin License	AL	17	▼	-41.4%	-12
	Preliminary Protective Order	PP	11	▲	+57.1%	+4
	Bond Forfeiture	BF	9	▲	+28.6%	+2
	Interrogatory	IN	7	▼	-12.5%	-1
	Protective Order	PO	5	▼	-16.7%	-1
	Impoundment	IM	3	▼	-40.0%	-2
	Show Cause	SC	3	▼	-86.4%	-19
	Detinue	DT	2	▼	-66.7%	-4
	Overweight	OC	1	▲	-	+1
	Petition-Restore Arms	PR	1	▲	-	+1
	Tenants Assertion	TA	1	↔		-
	Zoning Violation	ZO	1	▲	-	+1
	Capias	CA	0	▼	-100.0%	-1
	Total		944	▲	16.1%	+131
Civil Commitments	Emergency Custody Order	EC	15	▲	+7.1%	+1
	Temporary Detention Order	TD	15	▼	-21.1%	-4
	Total		30	▼	-9.1%	-3
GRAND TOTAL			7,529	▲	41.4%	+2,205

Dispositions by Major Case Category**

Category	Summary	Change	% Change	Absolute Change
Felony	124	▼	-13.9%	-20
Garnishment	267	▼	-4.3%	-12
General Civil	523	▲	+53.4%	+182
Infraction/Civil Violation	5,042	▲	+65.6%	+1,997
Landlord /Tenant	42	▼	-50.0%	-42
Misdemeanor	1,279	▲	+12.2%	+139

Other	236	▼	-15.1%	-42
Protective Orders	16	▲	+23.1%	+3
GRAND TOTAL	7,529	▲	41.4%	+2,205

2025 Overall GRAND TOTAL		Distribution of Caseload			Change*		Percentage (%) of Caseload		
<div>2025 <div></div></div> <div>2024 <div></div></div> <div>↑</div>	<div>4,983</div> <div>+608</div> <div>13.9%</div>	Criminal	911	18%	-8.3%	▼	-82	Criminal	2024 22.7% 2025 18.3%
		Traffic	2,810	56%	24.8%	▲	+559	Traffic	51.5% 56.4%
		Civil	1,214	24%	13.5%	▲	+144	Civil	24.5% 24.4%
		Civil Commitments	48	1%	-21.3%	▼	-13	Civil Commitments	1.4% 1.0%
		GRAND TOTAL	4,983	100%	13.9%	▲	+608	GRAND TOTAL	100% 100%

Dispositions by Division & Code

Division	Case Type Description	Code	Summary	Change	% Change	Absolute Change
Criminal	Misdemeanor	M	502	▼	-9.7%	-54
	Felony	F	239	▼	-10.5%	-28
	Capias	CA	76	▲	+2.7%	+2
	Show Cause	SC	68	↔		-
	Civil Violation	CV	26	▼	-7.1%	-2
	Total		911	▼	-8.3%	-82
Traffic	Infraction	I	2,037	▲	+24.1%	+396
	Misdemeanor	M	683	▲	+20.5%	+116
	Civil Violation	CV	44	▲	-	+44
	Capias	CA	19	▼	-9.5%	-2
	Show Cause	SC	17	▲	+21.4%	+3
	Felony	F	10	▲	+25.0%	+2
	Total		2,810	▲	24.8%	+559
Civil	Warrant in Debt	WD	624	▲	+45.8%	+196
	Garnishment	GA	301	▲	+3.1%	+9
	Impoundment	IM	67	▼	-8.2%	-6
	Unlawful Detainer	UD	66	▼	-32.0%	-31
	Abstract	AJ	46	▲	+283.3%	+34
	Admin License	AL	43	▼	-8.5%	-4
	Other	OT	23	▲		-
	Detinue	DT	10	▼	-54.5%	-12
	Protective Order	PO	10	↔		-
	Preliminary Protective Order	PP	9	▼	-25.0%	-3
	Interrogatory	IN	6	▼	-73.9%	-17
	Show Cause	SC	5	▼	-77.3%	-17
	Bond Forfeiture	BF	2	▼	-50.0%	-2
	Tenants Assertion	TA	2	▲	+100.0%	+1
	Motion for Judgment	MJ	0	▼	-100.0%	-1
	Overweight	OC	0	▼	-100.0%	-2
	Petition-Restore Arms	PR	0	▼	-100.0%	-1
	Total		1,214	▲	13.5%	+144
Civil Commitments	Temporary Detention Order	TD	33	▼	-5.7%	-2
	Emergency Custody Order	EC	15	▼	-42.3%	-11
	Total		48	▼	-21.3%	-13
GRAND TOTAL			4,983	▲	13.9%	+608

Dispositions by Major Case Category**

Category	Summary	Change	% Change	Absolute Change
Felony	249	▲	-9.5%	-26
Garnishment	307	▼	-2.5%	-8
General Civil	640	▼	+40.0%	+183
Infraction/Civil Violation	2,107	▲	+26.1%	+436
Landlord /Tenant	68	▲	-30.6%	-30
Misdemeanor	1,185	▲	+5.5%	+62
Other	408	▲	-1.4%	-6
Protective Orders	19	▼	-13.6%	-3

GRAND TOTAL	4,983	▲	13.9%	+608
-------------	-------	---	-------	------

2025 Overall GRAND TOTAL		Distribution of Caseload			Change*		Percentage (%) of Caseload		
2025	4,714	<div><div></div></div>	Criminal	1,022	22%	-12.9% ▼	-152	Criminal	202424.1%202521.7%
			Traffic	1,661	35%	-15.6% ▼	-307	Traffic	40.4%35.2%
2024			Civil	1,880	40%	19.4% ▲	+306	Civil	32.3%39.9%
			Civil Commitments	151	3%	-3.2% ▼	-5	Civil Commitments	3.2%3.2%
			GRAND TOTAL	4,714	100%	-3.2% ▼	-158	GRAND TOTAL	100%100%

Dispositions by Division & Code

Division	Case Type Description	Code	Summary	Change	% Change	Absolute Change
Criminal	Misdemeanor	M	619	▼	-7.7%	-52
	Felony	F	185	▼	-28.8%	-75
	Capias	CA	120	▼	-4.8%	-6
	Show Cause	SC	82	▼	-17.2%	-17
	Civil Violation	CV	16	▼	-11.1%	-2
	Total		1,022	▼	-12.9%	-152
Traffic	Infraction	I	1,212	▼	-11.0%	-150
	Misdemeanor	M	363	▼	-24.1%	-115
	Other	O	53	▼	-35.4%	-29
	Capias	CA	15	▼	-37.5%	-9
	Felony	F	11	▲	+57.1%	+4
	Show Cause	SC	7	▼	-53.3%	-8
	Total		1,661	▼	-15.6%	-307
Civil	Garnishment	GA	831	▲	+53.0%	+288
	Warrant in Debt	WD	735	▲	+20.9%	+127
	Unlawful Detainer	UD	85	▼	-45.9%	-72
	Abstract	AJ	44	▲	+41.9%	+13
	Detinue	DT	43	▲	+2.4%	+1
	Admin License	AL	34	▼	-57.0%	-45
	Other	OT	31	▼	+10.7%	+3
	Show Cause	SC	22	▲	+175.0%	+14
	Preliminary Protective Order	PP	17	▼	-10.5%	-2
	Protective Order	PO	12	▼	-36.8%	-7
	Bond Forfeiture	BF	10	▼	-23.1%	-3
	Interrogatory	IN	8	▲	+33.3%	+2
	Impoundment	IM	5	▼	-64.3%	-9
	Zoning Violation	ZO	2	▼	-71.4%	-5
	Motion for Judgment	MJ	1	▲	-	+1
	Total		1,880	▲	19.4%	+306
Civil Commitments	Mental Commitment	MC	83	▼	-9.8%	-9
	Emergency Custody Order	EC	30	▲	+57.9%	+11
	Temporary Detention Order	TD	27	▼	-22.9%	-8
	Other	OT	8	▼	-11.1%	-1
	Medical Emergency Temporary Detention Order	MT	3	▲	+200.0%	+2
	Total		151	▼	-3.2%	-5
GRAND TOTAL			4,714	▼	-3.2%	-158

Dispositions by Major Case Category**

Category	Summary	Change	% Change	Absolute Change
Felony	196	▲	-26.6%	-71
Garnishment	839	▲	+52.8%	+290
General Civil	780	▲	+19.6%	+128
Infraction/Civil Violation	1,281	▼	-12.4%	-181
Involuntary Civil Commitments	8	▼	-11.1%	-1
Landlord /Tenant	85	▼	-45.9%	-72
Misdemeanor	984	▼	-14.9%	-172

Other	512	▲	-12.0%	-70
Protective Orders	29	▼	-23.7%	-9
<i>GRAND TOTAL</i>	4,714	▼	-3.2%	-158

2025 Overall GRAND TOTAL		Distribution of Caseload			Change*		Percentage (%) of Caseload		
<div>2025 <div></div></div> <div>2024 <div></div></div> <div>-1,380 -45.3%</div> <div>↓</div>	1,664	Criminal	146	9%	2.8% ▲	+4	Criminal	2024 4.7%	2025 8.8%
		Traffic	1,306	78%	-52.8% ▼	-1,459	Traffic	90.8%	78.5%
		Civil	204	12%	52.2% ▲	+70	Civil	4.4%	12.3%
		Civil Commitments	8	0%	166.7% ▲	+5	Civil Commitments	0.1%	0.5%
		GRAND TOTAL	1,664	100%	-45.3% ▼	-1,380	GRAND TOTAL	100%	100%

Dispositions by Division & Code

Division	Case Type Description	Code	Summary	Change	% Change	Absolute Change
Criminal	Misdemeanor	M	79	▲	+36.2%	+21
	Felony	F	52	▼	-8.8%	-5
	Show Cause	SC	6	▼	-64.7%	-11
	Civil Violation	CV	5	▲	+66.7%	+2
	Capias	CA	4	▼	-42.9%	-3
	Total		146	▲	2.8%	+4
Traffic	Infraction	I	982	▼	-57.2%	-1,312
	Misdemeanor	M	293	▼	-37.4%	-175
	Civil Violation	CV	29	▲	+866.7%	+26
	Felony	F	1	▲	-	+1
	Show Cause	SC	1	▲	-	+1
	Total		1,306	▼	-52.8%	-1,459
Civil	Warrant in Debt	WD	118	▲	+100.0%	+59
	Garnishment	GA	28	▲	+40.0%	+8
	Overweight	OC	18	▲	+157.1%	+11
	Motor Carrier	MC	10	▼	-9.1%	-1
	Other	OT	9	▲	+50.0%	+3
	Admin License	AL	6	↔		-
	Preliminary Protective Order	PP	4	↔		-
	Unlawful Detainer	UD	4	▼	-55.6%	-5
	Impoundment	IM	2	▲	-	+2
	Abstract	AJ	1	▲	-	+1
	Bond Forfeiture	BF	1	▼	-90.0%	-9
	Detinue	DT	1	↔		-
	Petition-Restore Arms	PR	1	▲	-	+1
	Protective Order	PO	1	↔		-
	Total		204	▲	52.2%	+70
Civil Commitments	Temporary Detention Order	TD	5	▲	+66.7%	+2
	Emergency Custody Order	EC	3	▲	-	+3
	Total		8	▲	166.7%	+5
GRAND TOTAL			1,664	▼	-45.3%	-1,380

Dispositions by Major Case Category**

Category	Summary	Change	% Change	Absolute Change
Felony	53	▲	-7.0%	-4
Garnishment	28	▲	+40.0%	+8
General Civil	121	▲	+101.7%	+61
Infraction/Civil Violation	1,044	▲	-55.0%	-1,274
Landlord /Tenant	4	▼	-55.6%	-5
Misdemeanor	372	▼	-29.3%	-154
Other	37	▲	-24.5%	-12
Protective Orders	5	↔		0
GRAND TOTAL	1,664	▼	-45.3%	-1,380

2025 Overall GRAND TOTAL		Distribution of Caseload			Change*		Percentage (%) of Caseload		
2025	6,651	<div><div></div></div>	-1,103	-14.2%	<div></div>		Criminal	2024	2025
								4.0%	5.0%
2024		<div></div>					Traffic	89.4%	85.7%
								6.2%	8.8%
							Civil	0.4%	0.6%
GRAND TOTAL		6,651	100%	-14.2%	-1,103		GRAND TOTAL	100%	100%

Dispositions by Division & Code

Division	Case Type Description	Code	Summary	Change	% Change	Absolute Change
Criminal	Misdemeanor	M	205	▲	+25.0%	+41
	Felony	F	90	▼	-20.4%	-23
	Capias	CA	18	▼	-10.0%	-2
	Civil Violation	CV	12	▲	+140.0%	+7
	Show Cause	SC	8	▼	-27.3%	-3
	Total		333	▲	6.4%	+20
Traffic	Infraction	I	4,934	▼	-17.8%	-1,071
	Misdemeanor	M	757	▼	-16.1%	-145
	Felony	F	3	▼	-62.5%	-5
	Show Cause	SC	2	▼	-75.0%	-6
	Capias	CA	1	▼	-90.0%	-9
	Civil Violation	CV	1	▲	-	+1
	Total		5,698	▼	-17.8%	-1,235
Civil	Warrant in Debt	WD	287	▲	+43.5%	+87
	Garnishment	GA	157	▲	+12.1%	+17
	Impoundment	IM	30	▲	+36.4%	+8
	Unlawful Detainer	UD	29	▼	-35.6%	-16
	Other	OT	23	▲	+35.3%	+6
	Bond Forfeiture	BF	12	↔		-
	Preliminary Protective Order	PP	11	▼	-26.7%	-4
	Protective Order	PO	9	↔		-
	Admin License	AL	7	▼	-22.2%	-2
	Detinue	DT	6	▲	+50.0%	+2
	Overweight	OC	6	▲	-	+6
	Abstract	AJ	3	▲	+200.0%	+2
	Interrogatory	IN	1	↔		-
	Tenants Assertion	TA	1	▲	-	+1
	Show Cause	SC	0	▼	-100.0%	-3
	Total		582	▲	21.8%	+104
Civil Commitments	Temporary Detention Order	TD	24	▲	+41.2%	+7
	Emergency Custody Order	EC	14	▲	+7.7%	+1
	Total		38	▲	26.7%	+8
GRAND TOTAL			6,651	▼	-14.2%	-1,103

Dispositions by Major Case Category**

Category	Summary	Change	% Change	Absolute Change
Felony	93	▼	-23.1%	-28
Garnishment	158	▲	+12.1%	+17
General Civil	293	▲	+43.6%	+89
Infraction/Civil Violation	4,953	▲	-17.6%	-1,057
Landlord /Tenant	30	▲	-33.3%	-15
Misdemeanor	962	▲	-9.8%	-104
Other	142	▼	-0.7%	-1
Protective Orders	20	▼	-16.7%	-4
GRAND TOTAL		▼	-14.2%	-1,103

* Compared to same time period as previous year

** Case Type Categories are defined in the 2017 Virginia Judicial Workload Assessment

The data reported reflect the case management system. The case types reported may not necessitate judicial involvement.

7/16/2025 10:55:21AM

Source: SCV-SQL-Information

2025 Overall GRAND TOTAL		Distribution of Caseload			Change*		Percentage (%) of Caseload			
<div>2025 <div></div></div> <div>2024 <div></div></div> <div>+30 2.7% ↑</div>	1,127	Criminal	91	8%	-48.3%	▼	-85	Criminal	2024 16.0%	2025 8.1%
		Traffic	818	73%	16.0%	▲	+113	Traffic	64.3%	72.6%
		Civil	208	18%	3.0%	▲	+6	Civil	18.4%	18.5%
		Civil Commitments	10	1%	-28.6%	▼	-4	Civil Commitments	1.3%	0.9%
		GRAND TOTAL	1,127	100%	2.7%	▲	+30	GRAND TOTAL	100%	100%

Dispositions by Division & Code

Division	Case Type Description	Code	Summary	Change	% Change	Absolute Change
Criminal	Misdemeanor	M	58	▼	-50.4%	-59
	Felony	F	21	▼	-40.0%	-14
	Civil Violation	CV	6	▼	-40.0%	-4
	Show Cause	SC	4	▼	-33.3%	-2
	Capias	CA	2	▼	-75.0%	-6
	Total		91	▼	-48.3%	-85
Traffic	Infraction	I	719	▲	+17.5%	+107
	Misdemeanor	M	92	▲	+8.2%	+7
	Capias	CA	3	↔		-
	Felony	F	2	▲	+100.0%	+1
	Show Cause	SC	2	▼	-50.0%	-2
	Total		818	▲	16.0%	+113
Civil	Warrant in Debt	WD	109	▲	+4.8%	+5
	Garnishment	GA	43	▲	+10.3%	+4
	Other	OT	11	▲	+120.0%	+6
	Preliminary Protective Order	PP	7	▼	-30.0%	-3
	Protective Order	PO	7	▲	+16.7%	+1
	Unlawful Detainer	UD	7	▼	-53.3%	-8
	Tenants Assertion	TA	5	▲	-	+5
	Admin License	AL	4	▲	+100.0%	+2
	Detinue	DT	4	▲	+33.3%	+1
	Interrogatory	IN	3	▼	-57.1%	-4
	Show Cause	SC	3	▼	-40.0%	-2
	Abstract	AJ	2	▲	-	+2
	Impoundment	IM	2	▼	-60.0%	-3
	Petition-Restore Arms	PR	1	▲	-	+1
	Capias	CA	0	▼	-100.0%	-1
	Total		208	▲	3.0%	+6
Civil Commitments	Temporary Detention Order	TD	7	▼	-12.5%	-1
	Emergency Custody Order	EC	3	▼	-50.0%	-3
	Total		10	▼	-28.6%	-4
GRAND TOTAL			1,127	▲	2.7%	+30

Dispositions by Major Case Category**

Category	Summary	Change	% Change	Absolute Change
Felony	23	▲	-36.1%	-13
Garnishment	46	▼		0
General Civil	115	▲	+6.5%	+7
Infraction/Civil Violation	725	▼	+16.6%	+103
Landlord /Tenant	12	▲	-20.0%	-3
Misdemeanor	150	▼	-25.7%	-52
Other	42	▲	-19.2%	-10
Protective Orders	14	▼	-12.5%	-2
GRAND TOTAL	1,127	▲	2.7%	+30

2025 Overall GRAND TOTAL		Distribution of Caseload				Change*		Percentage (%) of Caseload		
<div>2025 <div></div></div> <div>2024 <div></div></div> <div>+493 32.4%</div> <div>↑</div>	2,014	Criminal	425	21%	-4.1% ▼	-18	Criminal	2024 29.1%	2025 21.1%	
		Traffic	1,095	54%	64.4% ▲	+429	Traffic	43.8%	54.4%	
		Civil	381	19%	9.2% ▲	+32	Civil	22.9%	18.9%	
		Civil Commitments	113	6%	79.4% ▲	+50	Civil Commitments	4.1%	5.6%	
		GRAND TOTAL	2,014	100%	32.4% ▲	+493	GRAND TOTAL	100%	100%	

Dispositions by Division & Code

Division	Case Type Description	Code	Summary	Change	% Change	Absolute Change
Criminal	Misdemeanor	M	276	▲	+15.0%	+36
	Felony	F	95	▼	-18.1%	-21
	Capias	CA	31	▼	-22.5%	-9
	Show Cause	SC	22	▼	-47.6%	-20
	Civil Violation	CV	1	▼	-80.0%	-4
	Total		425	▼	-4.1%	-18
Traffic	Infraction	I	883	▲	+66.0%	+351
	Misdemeanor	M	204	▲	+55.7%	+73
	Felony	F	4	▲	+300.0%	+3
	Capias	CA	2	▲	+100.0%	+1
	Show Cause	SC	2	▲	+100.0%	+1
	Total		1,095	▲	64.4%	+429
Civil	Warrant in Debt	WD	168	▲	+63.1%	+65
	Garnishment	GA	95	▼	-11.2%	-12
	Impoundment	IM	45	▲	+12.5%	+5
	Other	OT	24	▼	-	-
	Detinue	DT	18	▼	-47.1%	-16
	Unlawful Detainer	UD	13	▼	-18.8%	-3
	Admin License	AL	7	▼	-12.5%	-1
	Protective Order	PO	5	▼	-16.7%	-1
	Preliminary Protective Order	PP	3	▼	-50.0%	-3
	Show Cause	SC	2	▲	+100.0%	+1
	Interrogatory	IN	1	▲	-	+1
	Abstract	AJ	0	▼	-100.0%	-2
	Bond Forfeiture	BF	0	▼	-100.0%	-2
	Total		381	▲	9.2%	+32
Civil Commitments	Mental Commitment	MC	59	▲	+43.9%	+18
	Temporary Detention Order	TD	32	▲	+300.0%	+24
	Emergency Custody Order	EC	19	▲	+90.0%	+9
	Other	OT	2	▲	-	+2
	Medical Emergency Temporary Detention Order	MT	1	▼	-75.0%	-3
	Total		113	▲	79.4%	+50
GRAND TOTAL			2,014	▲	32.4%	+493

Dispositions by Major Case Category**

Category	Summary	Change	% Change	Absolute Change
Felony	99	▲	-15.4%	-18
Garnishment	96	▲	-10.3%	-11
General Civil	193	▼	+32.2%	+47
Infraction/Civil Violation	884	▼	+64.6%	+347
Involuntary Civil Commitments	2	▲	-	+2
Landlord /Tenant	13	▼	-18.8%	-3
Misdemeanor	480	▲	+29.4%	+109
Other	239	▲	+11.2%	+24
Protective Orders	8	▼	-33.3%	-4

GRAND TOTAL	2,014	▲	32.4%	+493
-------------	-------	---	-------	------

2025 Overall GRAND TOTAL		Distribution of Caseload			Change*		Percentage (%) of Caseload							
2025	2,448	<div><div></div></div>	-254	-9.4%	↓		Criminal	284	12%	9.7% ▲	+25	Criminal	20249.6%	202511.6%
							Traffic	1,749	71%	-16.8% ▼	-354	Traffic	77.8%	71.4%
2024		<div><div></div></div>					Civil	387	16%	20.6% ▲	+66	Civil	11.9%	15.8%
							Civil Commitments	28	1%	47.4% ▲	+9	Civil Commitments	0.7%	1.1%
							GRAND TOTAL	2,448	100%	-9.4% ▼	-254	GRAND TOTAL	100%	100%

Dispositions by Division & Code

Division	Case Type Description	Code	Summary	Change	% Change	Absolute Change
Criminal	Misdemeanor	M	147	▼	-8.1%	-13
	Felony	F	86	▲	+59.3%	+32
	Show Cause	SC	21	▼	-4.5%	-1
	Civil Violation	CV	18	▲	+28.6%	+4
	Capias	CA	12	▲	+33.3%	+3
	Total		284	▲	9.7%	+25
Traffic	Infraction	I	1,553	▼	-18.0%	-342
	Misdemeanor	M	187	▼	-7.9%	-16
	Show Cause	SC	5	▲	+150.0%	+3
	Capias	CA	3	▲	-	+3
	Felony	F	1	▼	-50.0%	-1
	Restricted Operators License	RL	0	▼	-100.0%	-1
	Total		1,749	▼	-16.8%	-354
Civil	Warrant in Debt	WD	231	▲	+68.6%	+94
	Garnishment	GA	83	▼	-2.4%	-2
	Unlawful Detainer	UD	25	▼	-50.0%	-25
	Preliminary Protective Order	PP	13	↔		-
	Admin License	AL	12	▲	+200.0%	+8
	Other	OT	9	▼	-30.8%	-4
	Protective Order	PO	5	▼	-28.6%	-2
	Bond Forfeiture	BF	4	↔		-
	Detinue	DT	3	▲	+200.0%	+2
	Impoundment	IM	1	▼	-50.0%	-1
	Petition-Restore Arms	PR	1	▲	-	+1
	Abstract	AJ	0	▼	-100.0%	-5
	Total		387	▲	20.6%	+66
Civil Commitments	Temporary Detention Order	TD	20	▲	+25.0%	+4
	Emergency Custody Order	EC	6	▲	+100.0%	+3
	Medical Emergency Temporary Detention Order	MT	1	▲	-	+1
	Mental Commitment	MC	1	▲	-	+1
	Total		28	▲	47.4%	+9
GRAND TOTAL			2,448	▼	-9.4%	-254

Dispositions by Major Case Category**

Category	Summary	Change	% Change	Absolute Change
Felony	87	▲	+55.4%	+31
Garnishment	83	▼	-2.4%	-2
General Civil	236	▲	+69.8%	+97
Infraction/Civil Violation	1,571	▲	-17.7%	-338
Landlord /Tenant	25	▼	-50.0%	-25
Misdemeanor	334	▼	-8.2%	-30
Other	94	▲	+19.0%	+15
Protective Orders	18	▼	-10.0%	-2
GRAND TOTAL		▼	-9.4%	-254

2025 Overall GRAND TOTAL		Distribution of Caseload				Change*		Percentage (%) of Caseload		
<div>2025 <div></div></div> <div>2024 <div></div></div> <div>-114 -17.0%</div> <div>↓</div>	557	Criminal	146	26%	-26.3%	▼	-52	Criminal	2024 29.5%	2025 26.2%
		Traffic	167	30%	-39.1%	▼	-107	Traffic	40.8%	30.0%
		Civil	223	40%	20.5%	▲	+38	Civil	27.6%	40.0%
		Civil Commitments	21	4%	50.0%	▲	+7	Civil Commitments	2.1%	3.8%
		GRAND TOTAL	557	100%	-17.0%	▼	-114	GRAND TOTAL	100%	100%

Dispositions by Division & Code

Division	Case Type Description	Code	Summary	Change	% Change	Absolute Change
Criminal	Misdemeanor	M	73	▼	-16.1%	-14
	Felony	F	57	▼	-36.0%	-32
	Capias	CA	9	▼	-30.8%	-4
	Show Cause	SC	7	▼	-12.5%	-1
	Civil Violation	CV	0	▼	-100.0%	-1
	Total		146	▼	-26.3%	-52
Traffic	Infraction	I	118	▼	-39.5%	-77
	Misdemeanor	M	45	▼	-40.8%	-31
	Felony	F	3	↔		-
	Capias	CA	1	▲	-	+1
	Total		167	▼	-39.1%	-107
Civil	Warrant in Debt	WD	136	▲	+36.0%	+36
	Garnishment	GA	50	▲	+56.3%	+18
	Other	OT	8	▼	-27.3%	-3
	Preliminary Protective Order	PP	8	▲	+14.3%	+1
	Unlawful Detainer	UD	8	▼	-50.0%	-8
	Protective Order	PO	4	↔		-
	Impoundment	IM	3	▼	-40.0%	-2
	Admin License	AL	2	↔		-
	Detinue	DT	2	▼	-50.0%	-2
	Bond Forfeiture	BF	1	▼	-75.0%	-3
	Interrogatory	IN	1	▲	-	+1
	Total		223	▲	20.5%	+38
Civil Commitments	Temporary Detention Order	TD	11	▲	+37.5%	+3
	Emergency Custody Order	EC	9	▲	+80.0%	+4
	Mental Commitment	MC	1	↔		-
	Total		21	▲	50.0%	+7
GRAND TOTAL			557	▼	-17.0%	-114

Dispositions by Major Case Category**

Category	Summary	Change	% Change	Absolute Change
Felony	60	▼	-34.8%	-32
Garnishment	51	▲	+59.4%	+19
General Civil	140	▼	+32.1%	+34
Infraction/Civil Violation	118	▼	-39.8%	-78
Landlord /Tenant	8	▼	-50.0%	-8
Misdemeanor	118	▼	-27.6%	-45
Other	50	▲	-9.1%	-5
Protective Orders	12	▲	+9.1%	+1
GRAND TOTAL	557	▼	-17.0%	-114

2025 Overall GRAND TOTAL		Distribution of Caseload			Change*		Percentage (%) of Caseload			
<div>2025 <div></div></div> <div>2024 <div></div></div> <div>-936 -10.0%</div> <div>↓</div>	8,435	Criminal	1,770	21%	3.6%	▲	+61	Criminal	2024 18.2%	2025 21.0%
		Traffic	4,178	50%	-20.1%	▼	-1,048	Traffic	55.8%	49.5%
		Civil	2,260	27%	10.2%	▲	+210	Civil	21.9%	26.8%
		Civil Commitments	227	3%	-41.2%	▼	-159	Civil Commitments	4.1%	2.7%
		GRAND TOTAL	8,435	100%	-10.0%	▼	-936	GRAND TOTAL	100%	100%

Dispositions by Division & Code

Division	Case Type Description	Code	Summary	Change	% Change	Absolute Change
Criminal	Misdemeanor	M	1,176	▲	+14.8%	+152
	Felony	F	376	▼	-15.9%	-71
	Capias	CA	109	▼	-1.8%	-2
	Show Cause	SC	61	▼	-27.4%	-23
	Civil Violation	CV	47	▲	+9.3%	+4
	Restricted Operators License	RL	1	▲	-	+1
	Total		1,770	▲	3.6%	+61
Traffic	Infraction	I	3,524	▼	-19.6%	-857
	Misdemeanor	M	604	▼	-24.4%	-195
	Felony	F	18	▲	+50.0%	+6
	Capias	CA	11	▼	-8.3%	-1
	Show Cause	SC	10	▲	+25.0%	+2
	Other	O	9	▲	+28.6%	+2
	Restricted Operators License	RL	2	▼	-50.0%	-2
	Civil Violation	CV	0	▼	-100.0%	-3
	Total		4,178	▼	-20.1%	-1,048
Civil	Warrant in Debt	WD	1,013	▲	+55.6%	+362
	Garnishment	GA	582	▼	-3.5%	-21
	Unlawful Detainer	UD	213	▼	-40.5%	-145
	Admin License	AL	135	▼	-1.5%	-2
	Other	OT	84	↔		-
	Preliminary Protective Order	PP	63	▲	+34.0%	+16
	Abstract	AJ	48	▲	+65.5%	+19
	Protective Order	PO	42	▲	+27.3%	+9
	Detinue	DT	22	▲	+37.5%	+6
	Bond Forfeiture	BF	20	▼	-47.4%	-18
	Impoundment	IM	13	▼	-53.6%	-15
	Interrogatory	IN	13	↔		-
	Show Cause	SC	8	▲	+14.3%	+1
	Tenants Assertion	TA	2	▼	-50.0%	-2
	Capias	CA	1	↔		-
	Restricted Operators License	RL	1	▲	-	+1
	Counterclaim	CC	0	▼	-100.0%	-1
	Total		2,260	▲	10.2%	+210
Civil Commitments	Mental Commitment	MC	88	▼	-52.2%	-96
	Temporary Detention Order	TD	79	▼	-24.8%	-26
	Emergency Custody Order	EC	33	▼	-31.3%	-15
	Other	OT	25	▼	-34.2%	-13
	Medical Emergency Temporary Detention Order	MT	2	▼	-81.8%	-9
	Total		227	▼	-41.2%	-159
GRAND TOTAL			8,435	▼	-10.0%	-936

Dispositions by Major Case Category**

Category	Summary	Change	% Change	Absolute Change
Felony	394	▲	-14.2%	-65
Garnishment	595	▼	-3.4%	-21
General Civil	1,038	▲	+53.3%	+361

Infraction/Civil Violation	3,580	▼	-19.3%	-854
Involuntary Civil Commitments	25	▼	-34.2%	-13
Landlord /Tenant	215	▼	-40.6%	-147
Misdemeanor	1,784	▲	-2.4%	-43
Other	699	▼	-20.4%	-179
Protective Orders	105	▲	+31.3%	+25
GRAND TOTAL	8,435	▼	-10.0%	-936

2025 Overall GRAND TOTAL		Distribution of Caseload			Change*		Percentage (%) of Caseload		
<div>2025 <div></div></div> <div>2024 <div></div></div> <div>-1,968 -26.6%</div> <div>↓</div>	5,433	Criminal	1,086	20%	1.0% ▲	+11	Criminal	2024 14.5%	2025 20.0%
		Traffic	3,201	59%	-37.6% ▼	-1,926	Traffic	69.3%	58.9%
		Civil	1,032	19%	-0.9% ▼	-9	Civil	14.1%	19.0%
		Civil Commitments	114	2%	-27.8% ▼	-44	Civil Commitments	2.1%	2.1%
		GRAND TOTAL	5,433	100%	-26.6% ▼	-1,968	GRAND TOTAL	100%	100%

Dispositions by Division & Code

Division	Case Type Description	Code	Summary	Change	% Change	Absolute Change
Criminal	Misdemeanor	M	610	▼	-9.4%	-63
	Felony	F	289	▲	+36.3%	+77
	Show Cause	SC	96	▲	+11.6%	+10
	Capias	CA	80	▼	-8.0%	-7
	Civil Violation	CV	9	▼	-47.1%	-8
	Restricted Operators License	RL	2	▲	-	+2
	Total		1,086	▲	1.0%	+11
Traffic	Infraction	I	2,705	▼	-39.1%	-1,737
	Misdemeanor	M	483	▼	-28.6%	-193
	Felony	F	8	▲	+300.0%	+6
	Motion	MO	2	▲	-	+2
	Civil Violation	CV	1	▲	-	+1
	Restricted Operators License	RL	1	▲	-	+1
	Show Cause	SC	1	▼	-83.3%	-5
	Other	O	0	▼	-100.0%	-1
	Total		3,201	▼	-37.6%	-1,926
Civil	Warrant in Debt	WD	574	▲	+35.7%	+151
	Garnishment	GA	201	▲	+6.9%	+13
	Unlawful Detainer	UD	102	▼	-47.4%	-92
	Other	OT	47	▼	-38.2%	-29
	Protective Order	PO	27	▼	-27.0%	-10
	Preliminary Protective Order	PP	21	▼	-46.2%	-18
	Bond Forfeiture	BF	18	▲	+12.5%	+2
	Interrogatory	IN	12	▲	+500.0%	+10
	Show Cause	SC	11	▲	+120.0%	+6
	Detinue	DT	7	▼	-84.4%	-38
	Admin License	AL	5	▼	-54.5%	-6
	Impoundment	IM	5	▲	+150.0%	+3
	Abstract	AJ	1	↔	-	-
	Tenants Assertion	TA	1	▲	-	+1
	Motion for Judgment	MJ	0	▼	-100.0%	-1
	Petition-Restore Arms	PR	0	▼	-100.0%	-1
	Total		1,032	▼	-0.9%	-9
Civil Commitments	Mental Commitment	MC	56	▲	+69.7%	+23
	Temporary Detention Order	TD	31	▼	-54.4%	-37
	Emergency Custody Order	EC	26	▼	-49.0%	-25
	Medical Emergency Temporary Detention Order	MT	1	▼	-50.0%	-1
	Other	OT	0	▼	-100.0%	-4
	Total		114	▼	-27.8%	-44
GRAND TOTAL			5,433	▼	-26.6%	-1,968

Dispositions by Major Case Category**

Category	Summary	Change	% Change	Absolute Change
Felony	297	▲	+38.8%	+83
Garnishment	213	▲	+12.1%	+23
General Civil	581	▼	+22.6%	+107
Infraction/Civil Violation	2,715	▲	-39.1%	-1,745

Involuntary Civil Commitments	0	▼	-100.0%	-4
Landlord /Tenant	103	▲	-46.9%	-91
Misdemeanor	1,096	▲	-18.8%	-253
Other	380	▲	-13.6%	-60
Protective Orders	48	▼	-36.8%	-28
GRAND TOTAL	5,433	▼	-26.6%	-1,968

2025 Overall GRAND TOTAL		Distribution of Caseload		Change*		Percentage (%) of Caseload		
<div>2025 <div></div></div> <div>2024 <div></div></div>	<div>1,420</div> <div>-319</div> <div>-18.3%</div> <div></div>	Criminal	319	22%	7.8%▲	+23	Criminal	2024 17.0% 2025 22.5%
		Traffic	662	47%	-29.1%▼	-272	Traffic	53.7% 46.6%
		Civil	374	26%	-8.6%▼	-35	Civil	23.5% 26.3%
		Civil Commitments	65	5%	-35.0%▼	-35	Civil Commitments	5.8% 4.6%
		GRAND TOTAL	1,420	100%	-18.3%▼	-319	GRAND TOTAL	100% 100%

Dispositions by Division & Code

Division	Case Type Description	Code	Summary	Change	% Change	Absolute Change
Criminal	Misdemeanor	M	239	▲	+12.2%	+26
	Felony	F	54	▲	+100.0%	+27
	Show Cause	SC	16	▼	-48.4%	-15
	Civil Violation	CV	7	▼	-50.0%	-7
	Capias	CA	3	▼	-72.7%	-8
	Total		319	▲	7.8%	+23
Traffic	Infraction	I	546	▼	-27.0%	-202
	Misdemeanor	M	108	▼	-37.2%	-64
	Show Cause	SC	7	▲	+250.0%	+5
	Felony	F	1	▲	-	+1
	Capias	CA	0	▼	-100.0%	-4
	Civil Violation	CV	0	▼	-100.0%	-1
	Other	O	0	▼	-100.0%	-7
	Total		662	▼	-29.1%	-272
Civil	Warrant in Debt	WD	173	▲	+60.2%	+65
	Garnishment	GA	66	▼	-9.6%	-7
	Unlawful Detainer	UD	61	▼	-57.9%	-84
	Other	OT	21	▲	+40.0%	+6
	Admin License	AL	18	▼	-10.0%	-2
	Preliminary Protective Order	PP	18	▼	-5.3%	-1
	Protective Order	PO	14	▼	-12.5%	-2
	Detinue	DT	1	↔	-	-
	Show Cause	SC	1	▼	-75.0%	-3
	Tenants Assertion	TA	1	↔	-	-
	Capias	CA	0	▼	-100.0%	-4
	Interrogatory	IN	0	▼	-100.0%	-3
	Total		374	▼	-8.6%	-35
Civil Commitments	Emergency Custody Order	EC	27	▲	+35.0%	+7
	Temporary Detention Order	TD	21	▼	-59.6%	-31
	Mental Commitment	MC	17	▼	-39.3%	-11
	Total		65	▼	-35.0%	-35
GRAND TOTAL			1,420	▼	-18.3%	-319

Dispositions by Major Case Category**

Category	Summary	Change	% Change	Absolute Change
Felony	55	▲	+103.7%	+28
Garnishment	66	▼	-13.2%	-10
General Civil	174	▲	+59.6%	+65
Infraction/Civil Violation	553	▼	-28.2%	-217
Landlord /Tenant	62	▼	-57.5%	-84
Misdemeanor	347	▼	-9.9%	-38
Other	131	▼	-31.4%	-60
Protective Orders	32	▼	-8.6%	-3
GRAND TOTAL	1,420	▼	-18.3%	-319

2025 Overall GRAND TOTAL		Distribution of Caseload			Change*		Percentage (%) of Caseload			
<div><div>2025</div><div>2024</div></div>	<div><div>6,527</div><div>-317</div><div>-4.6%</div><div></div></div>	Criminal	968	15%	7.3%	▲	+66	Criminal	2024 13.2%	2025 14.8%
		Traffic	4,492	69%	-11.2%	▼	-568	Traffic	73.9%	68.8%
		Civil	995	15%	31.3%	▲	+237	Civil	11.1%	15.2%
		Civil Commitments	72	1%	-41.9%	▼	-52	Civil Commitments	1.8%	1.1%
		GRAND TOTAL	6,527	100%	-4.6%	▼	-317	GRAND TOTAL	100%	100%

Dispositions by Division & Code

Division	Case Type Description	Code	Summary	Change	% Change	Absolute Change
Criminal	Misdemeanor	M	565	▼	-10.9%	-69
	Felony	F	250	▲	+82.5%	+113
	Capias	CA	60	▼	-25.0%	-20
	Civil Violation	CV	49	▲	+308.3%	+37
	Show Cause	SC	44	▲	+12.8%	+5
	Total		968	▲	7.3%	+66
Traffic	Infraction	I	3,509	▼	-16.6%	-698
	Misdemeanor	M	942	▲	+15.6%	+127
	Capias	CA	17	▲	+41.7%	+5
	Felony	F	13	▲	+44.4%	+4
	Show Cause	SC	6	▼	-25.0%	-2
	Civil Violation	CV	5	▼	-28.6%	-2
	Restricted Operators License	RL	0	▼	-100.0%	-2
	Total		4,492	▼	-11.2%	-568
Civil	Warrant in Debt	WD	554	▲	+68.9%	+226
	Garnishment	GA	248	▲	+13.8%	+30
	Unlawful Detainer	UD	47	▲	+4.4%	+2
	Other	OT	39	▲	-13.3%	-6
	Protective Order	PO	28	▲	+12.0%	+3
	Preliminary Protective Order	PP	18	▼	-30.8%	-8
	Admin License	AL	17	▲	+6.3%	+1
	Detinue	DT	14	▼	-44.0%	-11
	Bond Forfeiture	BF	7	▼	-30.0%	-3
	Abstract	AJ	5	▼	-50.0%	-5
	Motion for Judgment	MJ	5	▲	+400.0%	+4
	Tenants Assertion	TA	4	▲	-	+4
	Petition-Restore Arms	PR	3	▲	-	+3
	Show Cause	SC	3	▼	-40.0%	-2
	Impoundment	IM	2	▲	-	+2
	Mechanic's Lien	ML	1	▲	-	+1
	Crossclaim	CR	0	▼	-100.0%	-1
	Interrogatory	IN	0	▼	-100.0%	-3
	Total		995	▲	31.3%	+237
Civil Commitments	Emergency Custody Order	EC	37	▼	-36.2%	-21
	Temporary Detention Order	TD	35	▼	-47.0%	-31
	Total		72	▼	-41.9%	-52
GRAND TOTAL			6,527	▼	-4.6%	-317

Dispositions by Major Case Category**

Category	Summary	Change	% Change	Absolute Change
Felony	263	▲	+80.1%	+117
Garnishment	248	▼	+12.2%	+27
General Civil	578	▲	+63.3%	+224
Infraction/Civil Violation	3,563	▲	-15.7%	-663
Landlord /Tenant	51	▲	+13.3%	+6
Misdemeanor	1,507	▼	+3.9%	+56

Other	271	▲	-22.6%	-79
Protective Orders	46	▼	-9.8%	-5
<i>GRAND TOTAL</i>	6,527	▼	-4.6%	-317

2025 Overall GRAND TOTAL		Distribution of Caseload				Change*		Percentage (%) of Caseload		
2025 2024	<div><div></div><div></div></div> <div>4,526</div> <div>+167 3.8%</div> <div>↑</div>	Criminal	905	20%	-10.0%	▼	-100	Criminal	2024 23.1%	2025 20.0%
		Traffic	2,770	61%	8.8%	▲	+223	Traffic	58.4%	61.2%
		Civil	687	15%	10.6%	▲	+66	Civil	14.2%	15.2%
		Civil Commitments	164	4%	-11.8%	▼	-22	Civil Commitments	4.3%	3.6%
		GRAND TOTAL	4,526	100%	3.8%	▲	+167	GRAND TOTAL	100%	100%

Dispositions by Division & Code

Division	Case Type Description	Code	Summary	Change	% Change	Absolute Change
Criminal	Misdemeanor	M	459	▼	-15.6%	-85
	Felony	F	287	▲	+3.2%	+9
	Capias	CA	143	▲	+0.7%	+1
	Show Cause	SC	9	▼	-43.8%	-7
	Civil Violation	CV	7	▼	-72.0%	-18
	Total		905	▼	-10.0%	-100
Traffic	Infraction	I	2,177	▲	+7.9%	+160
	Misdemeanor	M	557	▲	+15.8%	+76
	Capias	CA	21	▲	+40.0%	+6
	Felony	F	10	▼	-9.1%	-1
	Show Cause	SC	4	▲	+300.0%	+3
	Civil Violation	CV	1	▼	-95.5%	-21
	Total		2,770	▲	8.8%	+223
Civil	Warrant in Debt	WD	322	▲	+61.0%	+122
	Garnishment	GA	134	▲	+8.9%	+11
	Unlawful Detainer	UD	77	▼	-34.2%	-40
	Other	OT	51	▲	+15.9%	+7
	Preliminary Protective Order	PP	28	▼	-26.3%	-10
	Protective Order	PO	25	▼	-26.5%	-9
	Admin License	AL	14	▼	-36.4%	-8
	Impoundment	IM	12	▲	+1,100.0%	+11
	Show Cause	SC	11	▲	+37.5%	+3
	Bond Forfeiture	BF	7	▼	-66.7%	-14
	Detinue	DT	2	▼	-71.4%	-5
	Abstract	AJ	1	▼	-66.7%	-2
	Petition to Require Blood Test	BT	1	▲	-	+1
	Petition-Restore Arms	PR	1	▲	-	+1
	Tenants Assertion	TA	1	↔	-	-
	Overweight	OC	0	▼	-100.0%	-1
	Restricted Operators License	RL	0	▼	-100.0%	-1
	Total		687	▲	10.6%	+66
Civil Commitments	Mental Commitment	MC	146	▼	-9.3%	-15
	Temporary Detention Order	TD	11	▼	-26.7%	-4
	Emergency Custody Order	EC	7	▼	-30.0%	-3
	Total		164	▼	-11.8%	-22
GRAND TOTAL			4,526	▲	3.8%	+167

Dispositions by Major Case Category**

Category	Summary	Change	% Change	Absolute Change
Felony	297	▼	+2.8%	+8
Garnishment	134	▲	+8.9%	+11
General Civil	327	▲	+57.2%	+119
Infraction/Civil Violation	2,185	▼	+5.8%	+120
Landlord /Tenant	78	▼	-33.9%	-40
Misdemeanor	1,016	▼	-1.0%	-10
Other	436	▲	-4.8%	-22

Protective Orders	53	▼	-26.4%	-19
<i>GRAND TOTAL</i>	4,526	▲	3.8%	+167

2025 Overall GRAND TOTAL		Distribution of Caseload			Change*		Percentage (%) of Caseload		
2025	8,137	<div><div></div></div>	-1,630	-16.7%	↓		2024	2025	
2024	<div><div></div></div>	<div><div></div></div>	↓				Criminal	8.7%	8.2%
							Traffic	76.8%	77.2%
							Civil	9.0%	9.5%
							Civil Commitments	5.5%	5.1%
							GRAND TOTAL	100%	100%

Dispositions by Division & Code

Division	Case Type Description	Code	Summary	Change	% Change	Absolute Change
Criminal	Misdemeanor	M	392	▼	-21.3%	-106
	Felony	F	161	▼	-19.1%	-38
	Capias	CA	61	▼	-45.0%	-50
	Show Cause	SC	29	▲	+26.1%	+6
	Civil Violation	CV	22	▲	+46.7%	+7
	Total		665	▼	-21.4%	-181
Traffic	Infraction	I	4,055	▼	-28.7%	-1,634
	Misdemeanor	M	2,135	▲	+23.6%	+408
	Capias	CA	65	▲	+25.0%	+13
	Show Cause	SC	14	▼	-33.3%	-7
	Felony	F	8	▲	+33.3%	+2
	Civil Violation	CV	7	▼	-22.2%	-2
	Restricted Operators License	RL	1	▲	-	+1
	Total		6,285	▼	-16.2%	-1,219
Civil	Warrant in Debt	WD	448	▲	+29.1%	+101
	Garnishment	GA	172	▼	-40.9%	-119
	Unlawful Detainer	UD	53	▼	-29.3%	-22
	Other	OT	38	▲	-49.3%	-37
	Preliminary Protective Order	PP	21	▼	-22.2%	-6
	Protective Order	PO	21	▼	-16.0%	-4
	Detinue	DT	7	▼	-12.5%	-1
	Admin License	AL	5	▼	-37.5%	-3
	Abstract	AJ	2	▼	-50.0%	-2
	Bond Forfeiture	BF	1	▼	-50.0%	-1
	Impoundment	IM	1	▼	-66.7%	-2
	Overweight	OC	1	↔	-	-
	Petition-Restore Arms	PR	1	▲	-	+1
	Show Cause	SC	1	▼	-83.3%	-5
	Tenants Assertion	TA	1	▲	-	+1
	Interrogatory	IN	0	▼	-100.0%	-1
	Restricted Operators License	RL	0	▼	-100.0%	-2
	Total		773	▼	-11.7%	-102
Civil Commitments	Mental Commitment	MC	335	▼	-24.7%	-110
	Emergency Custody Order	EC	31	▼	-3.1%	-1
	Other	OT	30	▲	+3.4%	+1
	Temporary Detention Order	TD	18	▼	-47.1%	-16
	Medical Emergency Temporary Detention Order	MT	0	▼	-100.0%	-2
	Total		414	▼	-23.6%	-128
GRAND TOTAL			8,137	▼	-16.7%	-1,630

Dispositions by Major Case Category**

Category	Summary	Change	% Change	Absolute Change
Felony	169	▲	-17.6%	-36
Garnishment	172	▼	-41.1%	-120
General Civil	458	▲	+28.7%	+102
Infraction/Civil Violation	4,085	▼	-28.5%	-1,629
Involuntary Civil Commitments	30	▲	+3.4%	+1

Landlord /Tenant	54	▲	-28.0%	-21
Misdemeanor	2,528	▲	+13.5%	+301
Other	599	▼	-26.7%	-218
Protective Orders	42	▼	-19.2%	-10
GRAND TOTAL		▼	-16.7%	-1,630

2025 Overall GRAND TOTAL		Distribution of Caseload			Change*		Percentage (%) of Caseload			
<div><div>2025</div><div>2024</div></div> <div><div>7,891</div><div>-726</div><div>-8.4%</div></div> <div><div></div><div></div></div> <div><div></div><div></div></div>										
	Criminal	1,047	13%	-0.5%	▼	-5	Criminal	12.2%	13.3%	
	Traffic	5,559	70%	-13.4%	▼	-859	Traffic	74.5%	70.4%	
	Civil	1,175	15%	13.6%	▲	+141	Civil	12.0%	14.9%	
	Civil Commitments	110	1%	-2.7%	▼	-3	Civil Commitments	1.3%	1.4%	
GRAND TOTAL		7,891	100%	-8.4%	▼	-726	GRAND TOTAL		100%	100%

Dispositions by Division & Code

Division	Case Type Description	Code	Summary	Change	% Change	Absolute Change
Criminal	Misdemeanor	M	551	▲	+2.4%	+13
	Felony	F	322	▼	-5.6%	-19
	Capias	CA	118	▲	+7.3%	+8
	Show Cause	SC	48	▼	-2.0%	-1
	Civil Violation	CV	8	▼	-42.9%	-6
	Total		1,047	▼	-0.5%	-5
Traffic	Infraction	I	4,850	▼	-14.7%	-836
	Misdemeanor	M	668	▼	-3.6%	-25
	Capias	CA	17	▲	+30.8%	+4
	Show Cause	SC	10	▲	+66.7%	+4
	Felony	F	8	▼	-60.0%	-12
	Civil Violation	CV	6	▲	-	+6
	Total		5,559	▼	-13.4%	-859
Civil	Warrant in Debt	WD	643	▲	+49.2%	+212
	Garnishment	GA	237	▼	-32.9%	-116
	Other	OT	59	▼	-6.3%	-4
	Unlawful Detainer	UD	53	▼	-39.1%	-34
	Protective Order	PO	50	▲	+92.3%	+24
	Preliminary Protective Order	PP	38	▲	+46.2%	+12
	Impoundment	IM	36	▲	+176.9%	+23
	Detinue	DT	24	▲	+242.9%	+17
	Admin License	AL	20	▲	+66.7%	+8
	Bond Forfeiture	BF	9	▲	+350.0%	+7
	Show Cause	SC	4	▲	+300.0%	+3
	Abstract	AJ	1	▼	-87.5%	-7
	Petition-Restore Arms	PR	1	▼	-50.0%	-1
	Capias	CA	0	▼	-100.0%	-1
	Interrogatory	IN	0	▼	-100.0%	-1
	Overweight	OC	0	▼	-100.0%	-1
	Total		1,175	▲	13.6%	+141
Civil Commitments	Emergency Custody Order	EC	56	▲	+7.7%	+4
	Temporary Detention Order	TD	53	▼	-13.1%	-8
	Medical Emergency Temporary Detention Order	MT	1	▲	-	+1
	Total		110	▼	-2.7%	-3
GRAND TOTAL			7,891	▼	-8.4%	-726

Dispositions by Major Case Category**

Category	Summary	Change	% Change	Absolute Change
Felony	330	▼	-8.6%	-31
Garnishment	237	▼	-33.1%	-117
General Civil	670	▲	+51.6%	+228
Infraction/Civil Violation	4,864	▲	-14.7%	-837
Landlord /Tenant	53	▼	-39.1%	-34
Misdemeanor	1,219	▼	-1.0%	-12
Other	430	▲	+10.5%	+41
Protective Orders	88	▲	+69.2%	+36

GRAND TOTAL	7,891	▼	-8.4%	-726
-------------	-------	---	-------	------

2025 Overall GRAND TOTAL		Distribution of Caseload				Change*		Percentage (%) of Caseload		
<div><div>2025</div><div>2024</div><div>2,042</div><div>-354</div><div>-14.8%</div><div></div></div>		<div>Criminal</div>	343	17%	-29.4%	▼	-143	<div>Criminal</div>	2024	2025
		<div>Traffic</div>	982	48%	-24.2%	▼	-313	<div>Traffic</div>	20.3%	16.8%
		<div>Civil</div>	705	35%	17.3%	▲	+104	<div>Civil</div>	54.0%	48.1%
		<div>Civil Commitments</div>	12	1%	-14.3%	▼	-2	<div>Civil Commitments</div>	25.1%	34.5%
		<div>GRAND TOTAL</div>	2,042	100%	-14.8%	▼	-354	<div>GRAND TOTAL</div>	0.6%	0.6%
									100%	100%

Dispositions by Division & Code

Division	Case Type Description	Code	Summary	Change	% Change	Absolute Change
Criminal	Misdemeanor	M	185	▼	-15.1%	-33
	Felony	F	75	▼	-27.9%	-29
	Capias	CA	47	▼	-11.3%	-6
	Show Cause	SC	30	▼	-69.1%	-67
	Civil Violation	CV	6	▼	-57.1%	-8
	Total		343	▼	-29.4%	-143
Traffic	Infraction	I	772	▲	+4.5%	+33
	Misdemeanor	M	152	▼	-3.8%	-6
	Capias	CA	34	▼	-17.1%	-7
	Show Cause	SC	22	▼	-93.8%	-331
	Felony	F	2	▼	-33.3%	-1
	Civil Violation	CV	0	▼	-100.0%	-1
	Total		982	▼	-24.2%	-313
Civil	Warrant in Debt	WD	555	▲	+59.0%	+206
	Garnishment	GA	79	▼	-40.2%	-53
	Other	OT	13	▼	-72.9%	-35
	Preliminary Protective Order	PP	13	▼	-50.0%	-13
	Bond Forfeiture	BF	12	▲	+50.0%	+4
	Protective Order	PO	12	↔		-
	Detinue	DT	6	▲	+200.0%	+4
	Admin License	AL	5	▲	+66.7%	+2
	Show Cause	SC	3	▲	+200.0%	+2
	Unlawful Detainer	UD	3	▼	-62.5%	-5
	Overweight	OC	2	▲	+100.0%	+1
	Abstract	AJ	1	▼	-80.0%	-4
	Tenants Assertion	TA	1	↔		-
	Impoundment	IM	0	▼	-100.0%	-3
	Motion for Judgment	MJ	0	▼	-100.0%	-2
	Total		705	▲	17.3%	+104
Civil Commitments	Emergency Custody Order	EC	6	▲	+20.0%	+1
	Temporary Detention Order	TD	6	▼	-33.3%	-3
	Total		12	▼	-14.3%	-2
GRAND TOTAL			2,042	▼	-14.8%	-354

Dispositions by Major Case Category**

Category	Summary	Change	% Change	Absolute Change
Felony	77	▼	-28.0%	-30
Garnishment	79	▼	-40.2%	-53
General Civil	561	▲	+58.0%	+206
Infraction/Civil Violation	780	▼	+3.3%	+25
Landlord /Tenant	4	▼	-55.6%	-5
Misdemeanor	337	▼	-10.4%	-39
Other	179	▼	-71.3%	-445
Protective Orders	25	▼	-34.2%	-13
GRAND TOTAL	2,042	▼	-14.8%	-354

2025 Overall GRAND TOTAL		Distribution of Caseload			Change*		Percentage (%) of Caseload		
2025	1,056	+123	13.2%	↑			Criminal	2024	2025
								31.5%	33.7%
2024							Traffic	32.6%	34.6%
								28.2%	25.0%
							Civil	7.7%	6.7%
								7.7%	6.7%
GRAND TOTAL		1,056	100%	13.2%	▲	+123	GRAND TOTAL	100%	100%

Dispositions by Division & Code

Division	Case Type Description	Code	Summary	Change	% Change	Absolute Change
Criminal	Misdemeanor	M	185	▲	+24.2%	+36
	Felony	F	117	▲	+17.0%	+17
	Capias	CA	41	▲	+36.7%	+11
	Show Cause	SC	9	▼	-10.0%	-1
	Civil Violation	CV	4	▲	+33.3%	+1
	Restricted Operators License	RL	0	▼	-100.0%	-2
	Total		356	▲	21.1%	+62
Traffic	Infraction	I	282	▲	+20.0%	+47
	Misdemeanor	M	75	▲	+25.0%	+15
	Capias	CA	7	▼	-22.2%	-2
	Show Cause	SC	1	▲	-	+1
	Total		365	▲	20.1%	+61
Civil	Warrant in Debt	WD	127	▲	+5.0%	+6
	Garnishment	GA	47	▼	-44.7%	-38
	Other	OT	26	▲	+62.5%	+10
	Protective Order	PO	19	▲	+533.3%	+16
	Unlawful Detainer	UD	14	↔	-	-
	Preliminary Protective Order	PP	9	▲	+800.0%	+8
	Admin License	AL	6	▲	+200.0%	+4
	Impoundment	IM	5	▼	-54.5%	-6
	Show Cause	SC	5	▲	+25.0%	+1
	Detinue	DT	4	▼	-20.0%	-1
	Abstract	AJ	1	▲	-	+1
	Bond Forfeiture	BF	1	▲	-	+1
	Petition-Restore Arms	PR	0	▼	-100.0%	-1
	Total		264	▲	0.4%	+1
Civil Commitments	Mental Commitment	MC	35	▼	-16.7%	-7
	Temporary Detention Order	TD	24	▲	+33.3%	+6
	Emergency Custody Order	EC	8	▼	-11.1%	-1
	Other	OT	4	▲	+33.3%	+1
	Total		71	▼	-1.4%	-1
GRAND TOTAL			1,056	▲	13.2%	+123

Dispositions by Major Case Category**

Category	Summary	Change	% Change	Absolute Change		
Felony	117	▲	+17.0%	+17		
Garnishment	47	▼	-44.7%	-38		
General Civil	135	▼	+2.3%	+3		
Infraction/Civil Violation	286	▲	+20.2%	+48		
Involuntary Civil Commitments	4	▲	+33.3%	+1		
Landlord /Tenant	14	↔		0		
Misdemeanor	260	▼	+23.2%	+49		
Other	165	▲	+13.0%	+19		
Protective Orders	28	▲	+600.0%	+24		
GRAND TOTAL			1,056	▲	13.2%	+123

* Compared to same time period as previous year

** Case Type Categories are defined in the 2017 Virginia Judicial Workload Assessment

The data reported reflect the case management system. The case types reported may not necessitate judicial involvement.

7/16/2025 10:55:21AM

Source: SCV-SQL-Information

2025 Overall GRAND TOTAL		Distribution of Caseload			Change*		Percentage (%) of Caseload		
<div>2,777</div> <div><div>2025</div><div>2024</div></div> <div>-71 -2.5%</div>		<div>Criminal</div>	565	20%	-23.0%	▼	<div>Criminal</div>	2024 25.8%	2025 20.3%
		<div>Traffic</div>	1,209	44%	-6.4%	▼	<div>Traffic</div>	45.4%	43.5%
		<div>Civil</div>	832	30%	24.2%	▲	<div>Civil</div>	23.5%	30.0%
		<div>Civil Commitments</div>	171	6%	12.5%	▲	<div>Civil Commitments</div>	5.3%	6.2%
		<div>GRAND TOTAL</div>	2,777	100%	-2.5%	▼	<div>GRAND TOTAL</div>	100%	100%

Dispositions by Division & Code

Division	Case Type Description	Code	Summary	Change	% Change	Absolute Change
Criminal	Misdemeanor	M	254	▼	-5.9%	-16
	Show Cause	SC	132	▼	-6.4%	-9
	Felony	F	120	▼	-51.4%	-127
	Capias	CA	49	▼	-32.9%	-24
	Civil Violation	CV	10	▲	+233.3%	+7
	Total		565	▼	-23.0%	-169
Traffic	Infraction	I	627	▼	-0.6%	-4
	Show Cause	SC	265	▼	-40.6%	-181
	Misdemeanor	M	243	▲	+42.9%	+73
	Capias	CA	58	▲	+61.1%	+22
	Felony	F	10	▲	+42.9%	+3
	Civil Violation	CV	5	▲	-	+5
	Restricted Operators License	RL	1	▼	-50.0%	-1
	Total		1,209	▼	-6.4%	-83
Civil	Warrant in Debt	WD	521	▲	+45.5%	+163
	Garnishment	GA	116	▼	-28.8%	-47
	Other	OT	50	▼	-12.3%	-7
	Bond Forfeiture	BF	33	▲	+73.7%	+14
	Preliminary Protective Order	PP	27	▲	+3.8%	+1
	Unlawful Detainer	UD	21	▼	-25.0%	-7
	Protective Order	PO	17	▲	+325.0%	+13
	Detinue	DT	13	▲	+550.0%	+11
	Admin License	AL	11	▲	+266.7%	+8
	Impoundment	IM	9	▲	+800.0%	+8
	Show Cause	SC	4	▲	-	+4
	Abstract	AJ	2	▲	+100.0%	+1
	Counterclaim	CC	2	▲	-	+2
	Interrogatory	IN	2	▲	-	+2
	Petition-Restore Arms	PR	2	↔	-	-
	Overweight	OC	1	▼	-80.0%	-4
	Tenants Assertion	TA	1	▲	-	+1
	Motion for Judgment	MJ	0	▼	-100.0%	-1
	Total		832	▲	24.2%	+162
Civil Commitments	Mental Commitment	MC	110	▼	-5.2%	-6
	Emergency Custody Order	EC	27	▲	+107.7%	+14
	Temporary Detention Order	TD	25	▲	+38.9%	+7
	Other	OT	9	▲	+80.0%	+4
	Total		171	▲	12.5%	+19
GRAND TOTAL			2,777	▼	-2.5%	-71

Dispositions by Major Case Category**

Category	Summary	Change	% Change	Absolute Change
Felony	130	▼	-48.8%	-124
Garnishment	118	▲	-27.6%	-45
General Civil	538	▲	+45.8%	+169
Infraction/Civil Violation	643	▲	+0.6%	+4
Involuntary Civil Commitments	9	▲	+80.0%	+4

Russell

District: 29 FIPS: 167

* Compared to same time period as previous year ** Case Type Categories are defined in the 2017 Virginia Judicial Workload Assessment

The data reported reflect the case management system. The case types reported may not necessitate judicial involvement.

7/16/2025 10:55:21AM Source: SCV-SQL-Information

2025 Overall GRAND TOTAL		Distribution of Caseload			Change*		Percentage (%) of Caseload		
<div>2025 <div></div></div> <div>2024 <div></div></div> <div>+308 7.4% ↑</div>	4,497	Criminal	1,095	24%	-16.9%	▼	-223	Criminal	2024 31.5% 2025 24.3%
		Traffic	2,232	50%	23.3%	▲	+422	Traffic	43.2% 49.6%
		Civil	1,103	25%	10.0%	▲	+100	Civil	23.9% 24.5%
		Civil Commitments	67	1%	15.5%	▲	+9	Civil Commitments	1.4% 1.5%
		GRAND TOTAL	4,497	100%	7.4%	▲	+308	GRAND TOTAL	100% 100%

Dispositions by Division & Code

Division	Case Type Description	Code	Summary	Change	% Change	Absolute Change
Criminal	Misdemeanor	M	672	▼	-19.2%	-160
	Felony	F	239	▼	-16.1%	-46
	Capias	CA	127	▲	+2.4%	+3
	Civil Violation	CV	41	▼	-29.3%	-17
	Show Cause	SC	15	▼	-16.7%	-3
	Restricted Operators License	RL	1	↔		-
	Total		1,095	▼	-16.9%	-223
Traffic	Infraction	I	1,740	▲	+23.6%	+332
	Misdemeanor	M	434	▲	+18.9%	+69
	Capias	CA	40	▲	+100.0%	+20
	Felony	F	12	▼	-7.7%	-1
	Show Cause	SC	5	▲	+150.0%	+3
	Civil Violation	CV	1	▲	-	+1
	Restricted Operators License	RL	0	▼	-100.0%	-2
	Total		2,232	▲	23.3%	+422
Civil	Warrant in Debt	WD	586	▲	+59.7%	+219
	Garnishment	GA	251	▲	+0.4%	+1
	Other	OT	74	▼	-21.3%	-20
	Unlawful Detainer	UD	59	▼	-51.2%	-62
	Bond Forfeiture	BF	37	▼	-9.8%	-4
	Preliminary Protective Order	PP	32	▼	-13.5%	-5
	Detinue	DT	22	▼	-50.0%	-22
	Impoundment	IM	12	▼	-14.3%	-2
	Protective Order	PO	8	▼	-60.0%	-12
	Interrogatory	IN	7	▲	-	+7
	Admin License	AL	6	▼	-25.0%	-2
	Show Cause	SC	4	▲	-	+4
	Abstract	AJ	2	▼	-50.0%	-2
	Petition-Restore Arms	PR	2	▲	+100.0%	+1
	Motion for Judgment	MJ	1	▼	-50.0%	-1
	Total		1,103	▲	10.0%	+100
Civil Commitments	Emergency Custody Order	EC	33	▲	+37.5%	+9
	Temporary Detention Order	TD	33	↔		-
	Mental Commitment	MC	1	↔		-
	Total		67	▲	15.5%	+9
GRAND TOTAL			4,497	▲	7.4%	+308

Dispositions by Major Case Category**

Category	Summary	Change	% Change	Absolute Change
Felony	251	▼	-15.8%	-47
Garnishment	258	▲	+3.2%	+8
General Civil	616	▲	+46.3%	+195
Infraction/Civil Violation	1,782	▲	+21.6%	+316
Landlord /Tenant	59	▼	-51.2%	-62
Misdemeanor	1,107	▼	-7.8%	-93
Other	384	▲	+2.1%	+8

Protective Orders	40	▼	-29.8%	-17
GRAND TOTAL	4,497	▲	7.4%	+308

2025 Overall GRAND TOTAL		Distribution of Caseload			Change*		Percentage (%) of Caseload			
<div>2025 <div></div></div> <div>2024 <div></div></div>	<div>2,083</div> <div>-190</div> <div>-8.4%</div> <div></div>	Criminal	511	25%	27.8%	▲	+111	Criminal	2024 17.6%	2025 24.5%
		Traffic	1,079	52%	-25.7%	▼	-373	Traffic	63.9%	51.8%
		Civil	489	23%	22.9%	▲	+91	Civil	17.5%	23.5%
		Civil Commitments	4	0%	-82.6%	▼	-19	Civil Commitments	1.0%	0.2%
		GRAND TOTAL	2,083	100%	-8.4%	▼	-190	GRAND TOTAL	100%	100%

Dispositions by Division & Code

Division	Case Type Description	Code	Summary	Change	% Change	Absolute Change
Criminal	Misdemeanor	M	297	▲	+36.2%	+79
	Felony	F	136	▲	+12.4%	+15
	Capias	CA	47	▲	+34.3%	+12
	Show Cause	SC	19	↔		-
	Civil Violation	CV	12	▲	+100.0%	+6
	Restricted Operators License	RL	0	▼	-100.0%	-1
	Total		511	▲	27.8%	+111
Traffic	Infraction	I	836	▼	-29.5%	-349
	Misdemeanor	M	218	▼	-7.2%	-17
	Capias	CA	11	▼	-31.3%	-5
	Show Cause	SC	9	▼	-25.0%	-3
	Felony	F	5	▲	+25.0%	+1
	Total		1,079	▼	-25.7%	-373
Civil	Warrant in Debt	WD	230	▲	+75.6%	+99
	Garnishment	GA	82	▼	-26.1%	-29
	Other	OT	55	▼	+5.8%	+3
	Preliminary Protective Order	PP	44	▲	+46.7%	+14
	Unlawful Detainer	UD	31	▼	-6.1%	-2
	Protective Order	PO	29	▲	+31.8%	+7
	Detinue	DT	6	↔		-
	Impoundment	IM	2	▼	-33.3%	-1
	Overweight	OC	2	↔		-
	Tenants Assertion	TA	2	▲	-	+2
	Abstract	AJ	1	▲	-	+1
	Admin License	AL	1	▼	-50.0%	-1
	Capias	CA	1	▲	-	+1
	Interrogatory	IN	1	↔		-
	Restricted Operators License	RL	1	↔		-
	Show Cause	SC	1	▼	-66.7%	-2
	Motion for Judgment	MJ	0	▼	-100.0%	-1
	Total		489	▲	22.9%	+91
Civil Commitments	Temporary Detention Order	TD	3	▼	-66.7%	-6
	Medical Emergency Temporary Detention Order	MT	1	▲	-	+1
	Emergency Custody Order	EC	0	▼	-100.0%	-14
	Total		4	▼	-82.6%	-19
GRAND TOTAL			2,083	▼	-8.4%	-190

Dispositions by Major Case Category**

Category	Summary	Change	% Change	Absolute Change
Felony	141	▲	+12.8%	+16
Garnishment	83	▼	-25.9%	-29
General Civil	238	▼	+67.6%	+96
Infraction/Civil Violation	850	▲	-28.8%	-343
Landlord /Tenant	33	▲		0
Misdemeanor	516	▼	+13.4%	+61
Other	149	▲	-7.5%	-12

Protective Orders	73	▲	+40.4%	+21
GRAND TOTAL	2,083	▼	-8.4%	-190

2025 Overall GRAND TOTAL		Distribution of Caseload			Change*		Percentage (%) of Caseload			
<div>2025 <div></div></div> <div>2024 <div></div></div>	<div>2,756</div> <div>-265 -8.8%</div> <div>↓</div>	Criminal	544	20%	7.9%	▲	+40	Criminal	2024 16.7%	2025 19.7%
		Traffic	1,810	66%	-16.8%	▼	-365	Traffic	72.0%	65.7%
		Civil	386	14%	19.1%	▲	+62	Civil	10.7%	14.0%
		Civil Commitments	16	1%	-11.1%	▼	-2	Civil Commitments	0.6%	0.6%
		GRAND TOTAL	2,756	100%	-8.8%	▼	-265	GRAND TOTAL	100%	100%

Dispositions by Division & Code

Division	Case Type Description	Code	Summary	Change	% Change	Absolute Change
Criminal	Misdemeanor	M	279	▲	+0.4%	+1
	Felony	F	179	▲	+26.1%	+37
	Capias	CA	63	▲	+50.0%	+21
	Civil Violation	CV	13	▼	-38.1%	-8
	Show Cause	SC	10	▼	-52.4%	-11
	Total		544	▲	7.9%	+40
Traffic	Infraction	I	1,455	▼	-17.0%	-297
	Misdemeanor	M	328	▼	-16.8%	-66
	Capias	CA	9	↔		-
	Felony	F	9	▲	+28.6%	+2
	Show Cause	SC	5	▼	-58.3%	-7
	Civil Violation	CV	4	▲	+300.0%	+3
	Total		1,810	▼	-16.8%	-365
Civil	Warrant in Debt	WD	220	▲	+69.2%	+90
	Garnishment	GA	75	▼	-41.4%	-53
	Other	OT	27	▲	+58.8%	+10
	Preliminary Protective Order	PP	24	▲	+100.0%	+12
	Unlawful Detainer	UD	15	▼	-16.7%	-3
	Admin License	AL	5	↔		-
	Detinue	DT	5	↔		-
	Overweight	OC	4	▲	+300.0%	+3
	Protective Order	PO	4	↔		-
	Impoundment	IM	3	▲	-	+3
	Abstract	AJ	2	↔		-
	Restricted Operators License	RL	2	↔		-
	Total		386	▲	19.1%	+62
Civil Commitments	Temporary Detention Order	TD	11	▲	+57.1%	+4
	Emergency Custody Order	EC	5	▼	-50.0%	-5
	Mental Commitment	MC	0	▼	-100.0%	-1
	Total		16	▼	-11.1%	-2
GRAND TOTAL			2,756	▼	-8.8%	-265

Dispositions by Major Case Category**

Category	Summary	Change	% Change	Absolute Change
Felony	188	▲	+26.2%	+39
Garnishment	75	▼	-41.4%	-53
General Civil	226	▲	+66.2%	+90
Infraction/Civil Violation	1,476	▲	-16.8%	-299
Landlord /Tenant	15	▼	-16.7%	-3
Misdemeanor	609	▼	-9.6%	-65
Other	139	▲	+11.2%	+14
Protective Orders	28	▲	+75.0%	+12
GRAND TOTAL	2,756	▼	-8.8%	-265

* Compared to same time period as previous year

** Case Type Categories are defined in the 2017 Virginia Judicial Workload Assessment

The data reported reflect the case management system. The case types reported may not necessitate judicial involvement.

7/16/2025 10:55:21AM

Source: SCV-SQL-Information

2025 Overall GRAND TOTAL		Distribution of Caseload			Change*		Percentage (%) of Caseload		
<div>2025 <div></div></div> <div>2024 <div></div></div> <div>-553 -11.0%</div> <div>↓</div>	4,477	Criminal	1,354	30%	2.0% ▲	+27	Criminal	2024 26.4%	2025 30.2%
		Traffic	1,941	43%	-24.9% ▼	-644	Traffic	51.4%	43.4%
		Civil	1,132	25%	5.8% ▲	+62	Civil	21.3%	25.3%
		Civil Commitments	50	1%	4.2% ▲	+2	Civil Commitments	1.0%	1.1%
		GRAND TOTAL	4,477	100%	-11.0% ▼	-553	GRAND TOTAL	100%	100%

Dispositions by Division & Code

Division	Case Type Description	Code	Summary	Change	% Change	Absolute Change
Criminal	Misdemeanor	M	814	▼	-3.2%	-27
	Felony	F	239	▲	+23.2%	+45
	Capias	CA	183	▲	+6.4%	+11
	Show Cause	SC	101	▼	-1.9%	-2
	Civil Violation	CV	17	↔		-
	Total		1,354	▲	2.0%	+27
Traffic	Infraction	I	1,337	▼	-26.4%	-479
	Misdemeanor	M	524	▼	-22.1%	-149
	Show Cause	SC	36	▼	-20.0%	-9
	Capias	CA	33	▼	-17.5%	-7
	Felony	F	9	▼	-10.0%	-1
	Civil Violation	CV	2	▲	+100.0%	+1
	Total		1,941	▼	-24.9%	-644
Civil	Warrant in Debt	WD	526	▲	+38.4%	+146
	Garnishment	GA	237	▼	-28.4%	-94
	Other	OT	121	▼	-3.2%	-4
	Unlawful Detainer	UD	116	▲	+5.5%	+6
	Preliminary Protective Order	PP	41	▲	+7.9%	+3
	Protective Order	PO	41	▲	+41.4%	+12
	Detinue	DT	11	▲	+22.2%	+2
	Impoundment	IM	9	▲	+28.6%	+2
	Admin License	AL	8	▼	-27.3%	-3
	Abstract	AJ	5	▲	-	+5
	Motion for Judgment	MJ	4	▲	+300.0%	+3
	Overweight	OC	4	▲	+100.0%	+2
	Restricted Operators License	RL	3	▲	+50.0%	+1
	Show Cause	SC	2	▼	-84.6%	-11
	Bond Forfeiture	BF	1	▼	-83.3%	-5
	Interrogatory	IN	1	▼	-66.7%	-2
	Petition-Restore Arms	PR	1	▲	-	+1
	Tenants Assertion	TA	1	▼	-50.0%	-1
	Capias	CA	0	▼	-100.0%	-1
	Total		1,132	▲	5.8%	+62
Civil Commitments	Emergency Custody Order	EC	32	▲	+18.5%	+5
	Temporary Detention Order	TD	18	▼	-5.3%	-1
	Mental Commitment	MC	0	▼	-100.0%	-1
	Other	OT	0	▼	-100.0%	-1
	Total		50	▲	4.2%	+2
GRAND TOTAL			4,477	▼	-11.0%	-553

Dispositions by Major Case Category**

Category	Summary	Change	% Change	Absolute Change
Felony	248	▲	+21.6%	+44
Garnishment	238	▼	-28.7%	-96
General Civil	557	▲	+34.2%	+142
Infraction/Civil Violation	1,360	▲	-25.9%	-476
Involuntary Civil Commitments	0	▼	-100.0%	-1

Landlord /Tenant	117	▼	+4.5%	+5
Misdemeanor	1,341	▲	-11.5%	-175
Other	534	▲	-2.0%	-11
Protective Orders	82	▲	+22.4%	+15
GRAND TOTAL		▼	-11.0%	-553

2025 Overall GRAND TOTAL		Distribution of Caseload			Change*		Percentage (%) of Caseload			
<div>2025 <div></div></div> <div>2024 <div></div></div> <div><div>52,173</div><div>+1,351</div><div>2.7%</div><div>↑</div></div>		Criminal	8,054	15%	-4.4%	▼	-372	Criminal	2024 16.6%	2025 15.4%
		Traffic	29,986	57%	-0.3%	▼	-82	Traffic	59.2%	57.5%
		Civil	13,615	26%	14.4%	▲	+1,712	Civil	23.4%	26.1%
		Civil Commitments	518	1%	21.9%	▲	+93	Civil Commitments	0.8%	1.0%
		GRAND TOTAL	52,173	100%	2.7%	▲	+1,351	GRAND TOTAL	100%	100%

Dispositions by Division & Code

Division	Case Type Description	Code	Summary	Change	% Change	Absolute Change
Criminal	Misdemeanor	M	4,051	▼	-2.7%	-112
	Felony	F	1,833	▼	-11.3%	-234
	Capias	CA	1,616	▲	+3.9%	+60
	Show Cause	SC	383	▼	-0.8%	-3
	Civil Violation	CV	170	▼	-33.1%	-84
	Restricted Operators License	RL	1	▲	-	+1
	Total		8,054	▼	-4.4%	-372
Traffic	Infraction	I	24,780	▲	+0.5%	+134
	Misdemeanor	M	4,805	▼	-5.7%	-292
	Civil Violation	CV	118	▲	+51.3%	+40
	Capias	CA	99	▼	-1.0%	-1
	Felony	F	96	▲	+24.7%	+19
	Other	O	55	▲	+71.9%	+23
	Show Cause	SC	28	▲	+12.0%	+3
	Restricted Operators License	RL	5	▼	-61.5%	-8
	Total		29,986	▼	-0.3%	-82
Civil	Warrant in Debt	WD	6,613	▲	+30.7%	+1,553
	Garnishment	GA	3,375	▲	+22.9%	+629
	Unlawful Detainer	UD	1,966	▼	-9.5%	-207
	Admin License	AL	292	▼	-28.1%	-114
	Show Cause	SC	275	▲	+56.3%	+99
	Other	OT	216	▼	-22.6%	-63
	Interrogatory	IN	178	▲	+43.5%	+54
	Zoning Violation	ZO	176	▼	-29.9%	-75
	Preliminary Protective Order	PP	170	▼	-14.1%	-28
	Protective Order	PO	162	▼	-5.8%	-10
	Abstract	AJ	62	▼	-53.4%	-71
	Impoundment	IM	52	▼	-29.7%	-22
	Detinue	DT	23	▲	+43.8%	+7
	Overweight	OC	19	▼	-5.0%	-1
	Tenants Assertion	TA	16	▼	-15.8%	-3
	Counterclaim	CC	10	▼	-56.5%	-13
	Capias	CA	5	▼	-28.6%	-2
	Bond Forfeiture	BF	2	▼	-33.3%	-1
	Motion for Judgment	MJ	2	▼	-77.8%	-7
	Motor Carrier	MC	1	▼	-87.5%	-7
	Petition-Restore Arms	PR	0	▼	-100.0%	-2
	Restricted Operators License	RL	0	▼	-100.0%	-1
	Third Party Claim	TH	0	▼	-100.0%	-3
	Total		13,615	▲	14.4%	+1,712
Civil Commitments	Temporary Detention Order	TD	262	▲	+33.0%	+65
	Mental Commitment	MC	199	▲	+18.5%	+31
	Emergency Custody Order	EC	54	▲	+8.0%	+4
	Petition	PT	2	▼	-75.0%	-6
	Medical Emergency Temporary Detention Order	MT	1	↔	-	-
	Medical Emergency Custody Order	ME	0	▼	-100.0%	-1
	Total		518	▲	21.9%	+93
GRAND TOTAL			52,173	▲	2.7%	+1,351

Dispositions by Major Case Category**

Category	Summary	Change	% Change	Absolute Change
Felony	1,929	▲	-10.0%	-215
Garnishment	3,553	▲	+23.8%	+683
General Civil	6,736	▼	+28.2%	+1,483
Infraction/Civil Violation	25,143	▼	+0.4%	+105
Involuntary Civil Commitments	2	▼	-75.0%	-6
Landlord /Tenant	1,982	▼	-9.6%	-210
Misdemeanor	9,038	▲	-5.1%	-487
Other	3,458	▼	+1.1%	+36
Protective Orders	332	▼	-10.3%	-38
GRAND TOTAL	52,173	▲	2.7%	+1,351

2025 Overall GRAND TOTAL		Distribution of Caseload			Change*		Percentage (%) of Caseload		
<div>2025 <div></div></div> <div>2024 <div></div></div> <div><div>6,414</div><div>+167</div><div>2.7%</div><div>↑</div></div>		Criminal	627	10%	37.2%	▲	+170	Criminal	2024 7.3% 2025 9.8%
		Traffic	4,420	69%	-3.3%	▼	-149	Traffic	73.1% 68.9%
		Civil	1,331	21%	13.1%	▲	+154	Civil	18.8% 20.8%
		Civil Commitments	36	1%	-18.2%	▼	-8	Civil Commitments	0.7% 0.6%
		GRAND TOTAL	6,414	100%	2.7%	▲	+167	GRAND TOTAL	100% 100%

Dispositions by Division & Code

Division	Case Type Description	Code	Summary	Change	% Change	Absolute Change
Criminal	Misdemeanor	M	332	▲	+4.4%	+14
	Felony	F	199	▲	+165.3%	+124
	Show Cause	SC	41	▲	+32.3%	+10
	Capias	CA	40	▲	+90.5%	+19
	Civil Violation	CV	15	▲	+25.0%	+3
	Total		627	▲	37.2%	+170
Traffic	Infraction	I	3,452	▲	+0.0%	+1
	Misdemeanor	M	945	▼	-12.3%	-132
	Capias	CA	14	▼	-33.3%	-7
	Felony	F	6	▼	-40.0%	-4
	Show Cause	SC	2	▼	-80.0%	-8
	Civil Violation	CV	1	▲	-	+1
	Total		4,420	▼	-3.3%	-149
Civil	Warrant in Debt	WD	675	▲	+44.2%	+207
	Garnishment	GA	450	▼	-3.8%	-18
	Unlawful Detainer	UD	57	▼	-36.0%	-32
	Other	OT	43	▼	-6.5%	-3
	Preliminary Protective Order	PP	33	▲	+73.7%	+14
	Detinue	DT	19	▼	-34.5%	-10
	Abstract	AJ	17	▲	+112.5%	+9
	Admin License	AL	14	▲	+27.3%	+3
	Protective Order	PO	14	▼	-26.3%	-5
	Interrogatory	IN	3	▲	-	+3
	Impoundment	IM	2	▼	-75.0%	-6
	Show Cause	SC	2	▲	-	+2
	Capias	CA	1	▲	-	+1
	Overweight	OC	1	▼	-83.3%	-5
	Counterclaim	CC	0	▼	-100.0%	-2
	Motion for Judgment	MJ	0	▼	-100.0%	-1
	Restricted Operators License	RL	0	▼	-100.0%	-1
	Tenants Assertion	TA	0	▼	-100.0%	-1
	Third Party Claim	TH	0	▼	-100.0%	-1
	Total		1,331	▲	13.1%	+154
Civil Commitments	Temporary Detention Order	TD	30	▼	-11.8%	-4
	Emergency Custody Order	EC	6	▼	-33.3%	-3
	Mental Commitment	MC	0	▼	-100.0%	-1
	Total		36	▼	-18.2%	-8
GRAND TOTAL			6,414	▲	2.7%	+167

Dispositions by Major Case Category**

Category	Summary	Change	% Change	Absolute Change
Felony	205	▲	+141.2%	+120
Garnishment	453	▲	-3.2%	-15
General Civil	694	▼	+38.0%	+191
Infraction/Civil Violation	3,469	▲		0
Landlord /Tenant	57	▼	-36.7%	-33
Misdemeanor	1,277	▼	-8.5%	-119

Other	212	▲	+7.1%	+14
Protective Orders	47	▲	+23.7%	+9
<i>GRAND TOTAL</i>	6,414	▲	2.7%	+167

2025 Overall GRAND TOTAL		Distribution of Caseload			Change*		Percentage (%) of Caseload			
<div>2025 <div></div></div> <div>2024 <div></div></div>	<div>9,436</div> <div>-2,623 -21.8%</div> <div>↓</div>	Criminal	210	2%	-26.8%	▼	-77	Criminal	2024 2.4%	2025 2.2%
		Traffic	8,973	95%	-21.5%	▼	-2,453	Traffic	94.8%	95.1%
		Civil	246	3%	-27.2%	▼	-92	Civil	2.8%	2.6%
		Civil Commitments	7	0%	-12.5%	▼	-1	Civil Commitments	0.1%	0.1%
		GRAND TOTAL	9,436	100%	-21.8%	▼	-2,623	GRAND TOTAL	100%	100%

Dispositions by Division & Code

Division	Case Type Description	Code	Summary	Change	% Change	Absolute Change
Criminal	Misdemeanor	M	108	▼	-36.5%	-62
	Felony	F	65	▼	-26.1%	-23
	Capias	CA	16	▲	+100.0%	+8
	Show Cause	SC	14	↔		-
	Civil Violation	CV	7	↔		-
	Total		210	▼	-26.8%	-77
Traffic	Infraction	I	7,444	▼	-21.9%	-2,086
	Misdemeanor	M	1,474	▼	-19.1%	-348
	Capias	CA	43	▼	-14.0%	-7
	Felony	F	6	▼	-25.0%	-2
	Show Cause	SC	6	▼	-62.5%	-10
	Total		8,973	▼	-21.5%	-2,453
Civil	Warrant in Debt	WD	110	▼	-9.1%	-11
	Garnishment	GA	83	▼	-29.7%	-35
	Other	OT	24	▼	+9.1%	+2
	Unlawful Detainer	UD	10	▼	-76.2%	-32
	Preliminary Protective Order	PP	9	▲	+12.5%	+1
	Protective Order	PO	7	▲	+16.7%	+1
	Abstract	AJ	2	▼	-33.3%	-1
	Admin License	AL	1	▼	-87.5%	-7
	Detinue	DT	0	▼	-100.0%	-6
	Impoundment	IM	0	▼	-100.0%	-4
	Total		246	▼	-27.2%	-92
Civil Commitments	Temporary Detention Order	TD	6	▲	+20.0%	+1
	Emergency Custody Order	EC	1	▼	-66.7%	-2
	Total		7	▼	-12.5%	-1
GRAND TOTAL			9,436	▼	-21.8%	-2,623

Dispositions by Major Case Category**

Category	Summary	Change	% Change	Absolute Change
Felony	71	▼	-26.0%	-25
Garnishment	83	▼	-29.7%	-35
General Civil	110	▼	-14.7%	-19
Infraction/Civil Violation	7,451	▼	-21.9%	-2,086
Landlord /Tenant	10	▼	-76.2%	-32
Misdemeanor	1,582	▼	-20.6%	-410
Other	113	▼	-13.7%	-18
Protective Orders	16	▲	+14.3%	+2
GRAND TOTAL	9,436	▼	-21.8%	-2,623