


2024 Overall GRAND TOTAL	Distribution of Caseload			Change*		Percentage (%) of Caseload		
2,397,052 ^{+144,297} 6.4%	Criminal	318,512	13%	4.7% ▲	+14,367	Criminal	2023: 13.5%	2024: 13.3%
	Traffic	1,372,355	57%	7.1% ▲	+90,781	Traffic	56.9%	57.3%
	Civil	656,669	27%	6.2% ▲	+38,048	Civil	27.5%	27.4%
	Civil Commitments	49,516	2%	2.3% ▲	+1,101	Civil Commitments	2.1%	2.1%
	GRAND TOTAL	2,397,052	100%	6.4% ▲	+144,297	GRAND TOTAL	100%	100%

Dispositions by Division & Code

Division	Case Type Description	Code	Summary	Change	% Change	Absolute Change
Criminal	Misdemeanor	M	182,650	▲	+6.8%	+11,656
	Felony	F	82,849	▼	-0.6%	-520
	Capias	CA	30,604	▲	+7.9%	+2,249
	Show Cause	SC	14,246	▲	+3.1%	+433
	Civil Violation	CV	7,917	▲	+7.8%	+572
	Motion	MO	131	▼	-20.6%	-34
	Restricted Operators License	RL	115	▲	+10.6%	+11
	Total		318,512	▲	4.7%	+14,367
Traffic	Infraction	I	1,081,974	▲	+7.5%	+75,255
	Misdemeanor	M	258,202	▲	+6.1%	+14,853
	Capias	CA	11,476	▲	+2.9%	+321
	Show Cause	SC	7,326	▲	+5.5%	+379
	Civil Violation	CV	4,692	▲	+17.6%	+703
	Other	O	3,995	▼	-9.8%	-434
	Felony	F	3,904	▲	+0.8%	+30
	Motion	MO	398	▼	-26.4%	-143
	Restricted Operators License	RL	388	▼	-32.0%	-183
Total		1,372,355	▲	7.1%	+90,781	
Civil	Warrant in Debt	WD	264,013	▲	+26.9%	+55,938
	Garnishment	GA	172,153	▼	-0.7%	-1,197
	Unlawful Detainer	UD	123,761	▼	-9.6%	-13,163
	Other	OT	19,789	▼	-1.2%	-235
	Preliminary Protective Order	PP	12,360	▲	+2.4%	+293
	Admin License	AL	12,045	▼	-1.9%	-230
	Protective Order	PO	9,584	▲	+5.8%	+529
	Show Cause	SC	7,054	▼	-7.5%	-573
	Detinue	DT	6,658	▼	-15.3%	-1,205
	Motion for Judgment	MJ	6,359	▼	-9.6%	-677
	Interrogatory	IN	5,706	▲	+1.2%	+70
	Abstract	AJ	5,160	▼	-10.4%	-602
	Bond Forfeiture	BF	3,599	▼	-4.0%	-150
	Impoundment	IM	3,571	▼	-0.4%	-14
	Zoning Violation	ZO	1,415	▼	-24.6%	-462
	Tenants Assertion	TA	1,081	▲	+4.8%	+50
	Overweight	OC	750	▼	-16.5%	-148
	Counter Claim	CC	648	▼	-12.8%	-95
	Capias	CA	273	▼	-13.6%	-43
	Petition-Restore Arms	PR	235	▼	-16.4%	-46
	Motor Carrier	MC	189	▼	-6.4%	-13
	Interrogatory-Not	IC	114	▲	+6.5%	+7
	Third Party Claim	TH	58	▲	+13.7%	+7
	Restricted Operators License	RL	39	▼	-29.1%	-16
	Cross Claim	CR	21	▲	+110.0%	+11
	Petition to Require Blood Test	BT	13	▲	+116.7%	+7
	Mechanic's Lien	ML	9	↔	-	-
	Detinue Seizure	DZ	6	▲	+50.0%	+2
	Emergency Substantial Risk Order	SR	3	▲	+50.0%	+1
	Distress Seizure	DS	2	▲	+100.0%	+1
	Attachment	AT	1	▲	-	+1
Total		656,669	▲	6.2%	+38,048	
Civil Commitm	Mental Commitment	MC	21,622	▲	+3.5%	+722

* Compared to same time period as previous year ** Case Type Categories are defined in the 2017 Virginia Judicial Workload Assessment
 The data reported reflect the case management system. The case types reported may not necessitate judicial involvement.
 1/14/2025 11:42:58AM Source: SCV-SQL-Information

			Summary	Change	% Change	Absolute Change
Civil Commitments	Temporary Detention Order	TD	15,750	▼	-0.4%	-58
	Emergency Custody Order	EC	7,203	▼	-2.0%	-144
	Other	OT	4,244	▲	+16.7%	+607
	Medical Emergency Temporary Detention Order	MT	384	▼	-8.1%	-34
	Petition	PT	286	▲	+4.4%	+12
	Medical Emergency Custody Order	ME	27	▼	-12.9%	-4
	Total		49,516	▲	2.3%	+1,101
GRAND TOTAL			2,397,052	▲	6.4%	+144,297

Dispositions by Major Case Category**

Category			Summary	Change	% Change	Absolute Change
Felony			86,753	▲	-0.6%	-490
Garnishment			177,859	▲	-0.6%	-1,127
General Civil			280,294	▲	+23.8%	+53,845
Infraction/Civil Violation			1,099,517	▲	+7.4%	+75,935
Involuntary Civil Commitments			4,530	▲	+15.8%	+619
Landlord /Tenant			124,842	▼	-9.5%	-13,113
Misdemeanor			442,809	▼	+6.2%	+25,859
New to Workload Study			3	▲	+50.0%	+1
Other			158,501	▲	+1.2%	+1,946
Protective Orders			21,944	▲	+3.9%	+822
GRAND TOTAL			2,397,052	▲	6.4%	+144,297

* Compared to same time period as previous year

** Case Type Categories are defined in the 2017 Virginia Judicial Workload Assessment

The data reported reflect the case management system. The case types reported may not necessitate judicial involvement.

2024 Overall GRAND TOTAL		Distribution of Caseload			Change*		Percentage (%) of Caseload		
53,030	+2,858 5.7%	Criminal	6,623	12%	1.6% ▲	+102	Criminal	2023 13.0%	2024 12.5%
2024		Traffic	18,993	36%	19.1% ▲	+3,047	Traffic	31.8%	35.8%
2023		Civil	26,277	50%	-1.1% ▼	-304	Civil	53.0%	49.6%
		Civil Commitments	1,137	2%	1.2% ▲	+13	Civil Commitments	2.2%	2.1%
		GRAND TOTAL	53,030	100%	5.7% ▲	+2,858	GRAND TOTAL	100%	100%

Dispositions by Division & Code

Division	Case Type Description	Code	Summary	Change	% Change	Absolute Change
Criminal	Misdemeanor	M	3,240	▲	+1.4%	+46
	Felony	F	2,451	▼	-4.3%	-109
	Capias	CA	722	▲	+33.2%	+180
	Show Cause	SC	170	▼	-1.7%	-3
	Civil Violation	CV	39	▼	-25.0%	-13
	Restricted Operators License	RL	1	▲	-	+1
	Total			6,623	▲	1.6%
Traffic	Infraction	I	12,603	▲	+38.2%	+3,486
	Misdemeanor	M	4,667	▲	+7.6%	+330
	Civil Violation	CV	861	▼	-48.6%	-813
	Capias	CA	472	▲	+22.3%	+86
	Felony	F	182	▼	-13.7%	-29
	Show Cause	SC	115	▼	-21.2%	-31
	Other	O	91	▲	+24.7%	+18
	Restricted Operators License	RL	2	↔	-	-
Total			18,993	▲	19.1%	+3,047
Civil	Warrant in Debt	WD	10,912	▲	+19.5%	+1,783
	Garnishment	GA	8,440	▼	-8.7%	-802
	Unlawful Detainer	UD	3,671	▼	-16.8%	-741
	Other	OT	522	▼	-4.4%	-24
	Zoning Violation	ZO	471	▼	-40.2%	-317
	Preliminary Protective Order	PP	411	▲	+2.8%	+11
	Show Cause	SC	373	▼	-17.8%	-81
	Protective Order	PO	361	▲	+1.7%	+6
	Admin License	AL	305	▲	+10.5%	+29
	Abstract	AJ	161	▼	-35.1%	-87
	Interrogatory	IN	136	▲	+13.3%	+16
	Detinue	DT	130	▼	-7.8%	-11
	Motion for Judgment	MJ	118	▼	-23.9%	-37
	Bond Forfeiture	BF	111	▼	-28.4%	-44
	Impoundment	IM	52	▼	-30.7%	-23
	Overweight	OC	40	▲	+53.8%	+14
	Tenants Assertion	TA	32	▲	+39.1%	+9
	Counter Claim	CC	10	▼	-41.2%	-7
	Petition-Restore Arms	PR	9	▲	+28.6%	+2
	Capias	CA	4	▼	-55.6%	-5
	Third Party Claim	TH	4	▲	+100.0%	+2
	Cross Claim	CR	2	▲	-	+2
	Interrogatory-Not	IC	1	▲	-	+1
Restricted Operators License	RL	1	▲	-	+1	
Mechanic's Lien	ML	0	▼	-100.0%	-1	
Total			26,277	▼	-1.1%	-304
Civil Commitments	Temporary Detention Order	TD	414	▲	+8.7%	+33
	Emergency Custody Order	EC	372	▼	-2.9%	-11
	Mental Commitment	MC	311	▼	-5.5%	-18
	Other	OT	25	▲	+150.0%	+15
	Medical Emergency Temporary Detention Order	MT	14	▼	-26.3%	-5
	Petition	PT	1	▲	-	+1
	Medical Emergency Custody Order	ME	0	▼	-100.0%	-2
Total			1,137	▲	1.2%	+13

* Compared to same time period as previous year

** Case Type Categories are defined in the 2017 Virginia Judicial Workload Assessment

The data reported reflect the case management system. The case types reported may not necessitate judicial involvement.

	Summary	Change	% Change	Absolute Change
GRAND TOTAL	53,030	▲	5.7%	+2,858

Dispositions by Major Case Category**

Category	Summary	Change	% Change	Absolute Change
Felony	2,633	▼	-5.0%	-138
Garnishment	8,576	▲	-8.4%	-786
General Civil	11,196	▼	+18.3%	+1,733
Infraction/Civil Violation	13,634	▲	+24.6%	+2,692
Involuntary Civil Commitments	26	▲	+160.0%	+16
Landlord /Tenant	3,703	▲	-16.5%	-732
Misdemeanor	8,382	▲	+0.7%	+61
Other	4,108	▲	-0.1%	-5
Protective Orders	772	▲	+2.3%	+17
GRAND TOTAL	53,030	▲	5.7%	+2,858

* Compared to same time period as previous year

** Case Type Categories are defined in the 2017 Virginia Judicial Workload Assessment

The data reported reflect the case management system. The case types reported may not necessitate judicial involvement.

2024 Overall GRAND TOTAL		Distribution of Caseload			Change*		Percentage (%) of Caseload		
126,800	+227 0.2%	Criminal	14,871	12%	-0.7% ▼	-107	Criminal	2023 11.8%	2024 11.7%
2024	↑	Traffic	52,247	41%	-1.5% ▼	-777	Traffic	41.9%	41.2%
2023		Civil	57,897	46%	2.4% ▲	+1,368	Civil	44.7%	45.7%
		Civil Commitments	1,785	1%	-12.6% ▼	-257	Civil Commitments	1.6%	1.4%
		GRAND TOTAL	126,800	100%	0.2% ▲	+227	GRAND TOTAL	100%	100%

Dispositions by Division & Code

Division	Case Type Description	Code	Summary	Change	% Change	Absolute Change
Criminal	Misdemeanor	M	9,048	▲	+1.1%	+99
	Felony	F	3,897	▼	-12.9%	-577
	Capias	CA	1,045	▲	+34.0%	+265
	Civil Violation	CV	652	▲	+18.8%	+103
	Show Cause	SC	229	▲	+1.3%	+3
	Total			14,871	▼	-0.7%
Traffic	Infraction	I	36,832	▼	-0.9%	-343
	Misdemeanor	M	13,305	▼	-2.1%	-289
	Capias	CA	1,184	▲	+9.0%	+98
	Show Cause	SC	470	▲	+16.3%	+66
	Other	O	346	▼	-15.2%	-62
	Civil Violation	CV	106	▼	-69.3%	-239
	Restricted Operators License	RL	4	▼	-66.7%	-8
	Total			52,247	▼	-1.5%
Civil	Garnishment	GA	22,238	▲	+11.0%	+2,195
	Warrant in Debt	WD	17,326	▲	+17.7%	+2,601
	Unlawful Detainer	UD	9,055	▼	-23.9%	-2,844
	Motion for Judgment	MJ	2,120	▼	-8.3%	-192
	Abstract	AJ	1,297	▲	+19.2%	+209
	Admin License	AL	1,132	▼	-18.7%	-261
	Other	OT	831	▼	-15.3%	-150
	Show Cause	SC	826	▼	-4.8%	-42
	Preliminary Protective Order	PP	705	▼	-0.8%	-6
	Protective Order	PO	621	▲	+4.2%	+25
	Interrogatory	IN	522	▲	+5.5%	+27
	Bond Forfeiture	BF	480	▼	-3.4%	-17
	Detinue	DT	409	▼	-22.5%	-119
	Impoundment	IM	108	▼	-25.5%	-37
	Tenants Assertion	TA	96	▲	+10.3%	+9
	Counter Claim	CC	51	▼	-16.4%	-10
	Overweight	OC	43	▼	-4.4%	-2
	Capias	CA	14	▼	-41.7%	-10
	Petition-Restore Arms	PR	12	▼	-33.3%	-6
	Third Party Claim	TH	5	▼	-28.6%	-2
	Cross Claim	CR	2	↔	-	-
	Mechanic's Lien	ML	2	▲	-	+2
	Restricted Operators License	RL	2	↔	-	-
	Petition to Require Blood Test	BT	0	▼	-100.0%	-2
Total			57,897	▲	2.4%	+1,368
Civil Commitments	Mental Commitment	MC	1,110	▼	-5.4%	-63
	Temporary Detention Order	TD	471	▼	-25.5%	-161
	Other	OT	118	▲	+1.7%	+2
	Emergency Custody Order	EC	74	▼	-38.3%	-46
	Petition	PT	11	▲	-	+11
	Medical Emergency Temporary Detention Order	MT	1	↔	-	-
Total			1,785	▼	-12.6%	-257
GRAND TOTAL			126,800	▲	0.2%	+227

* Compared to same time period as previous year ** Case Type Categories are defined in the 2017 Virginia Judicial Workload Assessment
 The data reported reflect the case management system. The case types reported may not necessitate judicial involvement.
 1/14/2025 11:42:58AM Source: SCV-SQL-Information

Dispositions by Major Case Category**

Category	Summary	Change	% Change	Absolute Change
Felony	3,897	▼	-12.9%	-577
Garnishment	22,760	▲	+10.8%	+2,222
General Civil	19,919	▲	+12.9%	+2,281
Infraction/Civil Violation	37,979	▼	-1.4%	-543
Involuntary Civil Commitments	129	▲	+11.2%	+13
Landlord /Tenant	9,151	▼	-23.7%	-2,835
Misdemeanor	22,359	▼	-0.9%	-198
Other	9,280	▼	-1.6%	-155
Protective Orders	1,326	▲	+1.5%	+19
GRAND TOTAL	126,800	▲	0.2%	+227

* Compared to same time period as previous year

** Case Type Categories are defined in the 2017 Virginia Judicial Workload Assessment

The data reported reflect the case management system. The case types reported may not necessitate judicial involvement.

2024 Overall GRAND TOTAL		Distribution of Caseload			Change*		Percentage (%) of Caseload		
31,730	+1,973 6.6%	Criminal	4,078	13%	-12.1% ▼	-562	Criminal	2023: 15.6%	2024: 12.9%
2024	↑	Traffic	14,778	47%	21.0% ▲	+2,562	Traffic	41.1%	46.6%
2023		Civil	12,279	39%	-0.4% ▼	-50	Civil	41.4%	38.7%
		Civil Commitments	595	2%	4.0% ▲	+23	Civil Commitments	1.9%	1.9%
		GRAND TOTAL	31,730	100%	6.6% ▲	+1,973	GRAND TOTAL	100%	100%

Dispositions by Division & Code

Division	Case Type Description	Code	Summary	Change	% Change	Absolute Change
Criminal	Misdemeanor	M	2,261	▼	-11.4%	-291
	Felony	F	1,238	▼	-18.3%	-277
	Capias	CA	430	▼	-1.8%	-8
	Show Cause	SC	104	▲	+73.3%	+44
	Civil Violation	CV	45	▼	-40.0%	-30
	Total			4,078	▼	-12.1%
Traffic	Infraction	I	12,526	▲	+20.3%	+2,112
	Misdemeanor	M	1,640	▲	+17.4%	+243
	Capias	CA	230	▲	+26.4%	+48
	Civil Violation	CV	199	▲	+19,800.0%	+198
	Show Cause	SC	167	▼	-17.7%	-36
	Restricted Operators License	RL	14	▼	-22.2%	-4
	Felony	F	1	↔		-
	Other	O	1	▲	-	+1
	Total			14,778	▲	21.0%
Civil	Warrant in Debt	WD	4,002	▲	+37.8%	+1,098
	Unlawful Detainer	UD	3,877	▼	-10.2%	-438
	Garnishment	GA	2,696	▼	-21.2%	-727
	Motion for Judgment	MJ	439	▼	-7.2%	-34
	Other	OT	356	▲	+187.1%	+232
	Preliminary Protective Order	PP	280	▼	-20.5%	-72
	Protective Order	PO	215	▼	-14.7%	-37
	Abstract	AJ	101	▼	-23.5%	-31
	Show Cause	SC	97	▼	-21.8%	-27
	Interrogatory	IN	81	▼	-14.7%	-14
	Detinue	DT	54	▲	+63.6%	+21
	Admin License	AL	26	▼	-13.3%	-4
	Counter Claim	CC	18	▼	-30.8%	-8
	Tenants Assertion	TA	14	▼	-22.2%	-4
	Bond Forfeiture	BF	12	▲	+9.1%	+1
	Capias	CA	6	▼	-45.5%	-5
	Petition-Restore Arms	PR	3	↔		-
	Overweight	OC	1	▲	-	+1
	Third Party Claim	TH	1	↔		-
	Impoundment	IM	0	▼	-100.0%	-2
Total			12,279	▼	-0.4%	-50
Civil Commitments	Emergency Custody Order	EC	335	▼	-4.6%	-16
	Mental Commitment	MC	230	▲	+27.1%	+49
	Other	OT	30	▼	-21.1%	-8
	Temporary Detention Order	TD	0	▼	-100.0%	-2
	Total			595	▲	4.0%
GRAND TOTAL			31,730	▲	6.6%	+1,973

Dispositions by Major Case Category**

Category	Summary	Change	% Change	Absolute Change
Felony	1,239	▼	-18.3%	-277
Garnishment	2,777	▼	-21.1%	-741

* Compared to same time period as previous year

** Case Type Categories are defined in the 2017 Virginia Judicial Workload Assessment

The data reported reflect the case management system. The case types reported may not necessitate judicial involvement.

CPSS - GCMS CASELOAD STATISTICS OF THE GENERAL DISTRICT COURTS
 January 2024 thru December 2024 Dispositions (Compared to January 2023 thru December 2023)

General Civil	4,505	▲	+31.6%	+1,083
Infraction/Civil Violation	12,772	▲	+21.8%	+2,282
Involuntary Civil Commitments	30	▼	-21.1%	-8
Landlord /Tenant	3,891	▼	-10.2%	-442
Misdemeanor	3,915	▼	-1.3%	-52
Other	2,106	▼	+12.7%	+237
Protective Orders	495	▼	-18.0%	-109
GRAND TOTAL	31,730	▲	6.6%	+1,973

* Compared to same time period as previous year

** Case Type Categories are defined in the 2017 Virginia Judicial Workload Assessment

The data reported reflect the case management system. The case types reported may not necessitate judicial involvement.

2024 Overall GRAND TOTAL		Distribution of Caseload			Change*		Percentage (%) of Caseload		
90,221	+8,026 9.8%	Criminal	10,374	11%	5.1% ▲	+499	Criminal	2023 12.0%	2024 11.5%
2024	↑	Traffic	40,854	45%	49.6% ▲	+13,549	Traffic	33.2%	45.3%
2023		Civil	38,315	42%	-13.5% ▼	-5,974	Civil	53.9%	42.5%
		Civil Commitments	678	1%	-6.6% ▼	-48	Civil Commitments	0.9%	0.8%
		GRAND TOTAL	90,221	100%	9.8% ▲	+8,026	GRAND TOTAL	100%	100%

Dispositions by Division & Code

Division	Case Type Description	Code	Summary	Change	% Change	Absolute Change
Criminal	Misdemeanor	M	6,906	▲	+6.3%	+410
	Felony	F	2,728	▼	+2.1%	+56
	Show Cause	SC	405	▲	+17.1%	+59
	Capias	CA	227	▲	-3.4%	-8
	Civil Violation	CV	108	▼	-14.3%	-18
	Total			10,374	▲	5.1%
Traffic	Infraction	I	35,755	▲	+56.0%	+12,840
	Misdemeanor	M	4,476	▲	+17.0%	+651
	Show Cause	SC	237	▲	+64.6%	+93
	Other	O	227	▼	-9.2%	-23
	Felony	F	109	▲	+11.2%	+11
	Restricted Operators License	RL	28	▼	-42.9%	-21
	Capias	CA	21	▼	-8.7%	-2
	Civil Violation	CV	1	↔		-
Total			40,854	▲	49.6%	+13,549
Civil	Garnishment	GA	12,723	▼	-30.5%	-5,585
	Warrant in Debt	WD	11,132	▼	+16.0%	+1,536
	Unlawful Detainer	UD	8,370	▼	-16.0%	-1,596
	Other	OT	1,832	▼	-0.2%	-4
	Preliminary Protective Order	PP	951	▼	-0.6%	-6
	Protective Order	PO	828	▲	+10.4%	+78
	Abstract	AJ	652	▼	-14.5%	-111
	Show Cause	SC	514	▼	-31.6%	-237
	Bond Forfeiture	BF	293	▼	-15.3%	-53
	Admin License	AL	241	▲	+18.1%	+37
	Interrogatory	IN	216	▼	+23.4%	+41
	Motion for Judgment	MJ	198	▼	-18.5%	-45
	Detinue	DT	176	▼	-21.8%	-49
	Tenants Assertion	TA	122	▲	+17.3%	+18
	Counter Claim	CC	38	▲	+15.2%	+5
	Impoundment	IM	14	▲	+40.0%	+4
	Third Party Claim	TH	9	▲	+50.0%	+3
	Capias	CA	3	▼	-50.0%	-3
	Petition-Restore Arms	PR	2	▼	-50.0%	-2
	Overweight	OC	1	▼	-50.0%	-1
	Detinue Seizure	DZ	0	▼	-100.0%	-1
Interrogatory-Not	IC	0	▼	-100.0%	-1	
Restricted Operators License	RL	0	▼	-100.0%	-2	
Total			38,315	▼	-13.5%	-5,974
Civil Commitments	Emergency Custody Order	EC	255	▲	+18.6%	+40
	Mental Commitment	MC	251	▼	-18.2%	-56
	Temporary Detention Order	TD	94	▲	+67.9%	+38
	Petition	PT	43	▼	-41.9%	-31
	Other	OT	34	▼	-47.7%	-31
	Medical Emergency Custody Order	ME	1	▲	-	+1
	Medical Emergency Temporary Detention Order	MT	0	▼	-100.0%	-9
Total			678	▼	-6.6%	-48
GRAND TOTAL			90,221	▲	9.8%	+8,026

* Compared to same time period as previous year ** Case Type Categories are defined in the 2017 Virginia Judicial Workload Assessment
 The data reported reflect the case management system. The case types reported may not necessitate judicial involvement.
 1/14/2025 11:42:58AM Source: SCV-SQL-Information

CPSS - GCMS CASELOAD STATISTICS OF THE GENERAL DISTRICT COURTS
 January 2024 thru December 2024 Dispositions (Compared to January 2023 thru December 2023)

Dispositions by Major Case Category**

Category	Summary	Change	% Change	Absolute Change
Felony	2,837	▼	+2.4%	+67
Garnishment	12,939	▼	-30.0%	-5,544
General Civil	11,669	▼	+13.5%	+1,386
Infraction/Civil Violation	36,092	▼	+54.9%	+12,798
Involuntary Civil Commitments	77	▼	-44.6%	-62
Landlord /Tenant	8,492	▲	-15.7%	-1,578
Misdemeanor	11,410	▲	+10.0%	+1,038
Other	4,926	▲	-3.0%	-151
Protective Orders	1,779	▲	+4.2%	+72
GRAND TOTAL	90,221	▲	9.8%	+8,026

* Compared to same time period as previous year

** Case Type Categories are defined in the 2017 Virginia Judicial Workload Assessment

The data reported reflect the case management system. The case types reported may not necessitate judicial involvement.

2024 Overall GRAND TOTAL		Distribution of Caseload			Change*		Percentage (%) of Caseload		
3,997	+758 23.4%	Criminal	999	25%	31.4% ▲	+239	Criminal	2023 23.5%	2024 25.0%
2024		Traffic	1,991	50%	32.6% ▲	+490	Traffic	46.3%	49.8%
2023		Civil	939	23%	0.9% ▲	+8	Civil	28.7%	23.5%
		Civil Commitments	68	2%	44.7% ▲	+21	Civil Commitments	1.5%	1.7%
		GRAND TOTAL	3,997	100%	23.4% ▲	+758	GRAND TOTAL	100%	100%

Dispositions by Division & Code

Division	Case Type Description	Code	Summary	Change	% Change	Absolute Change
Criminal	Misdemeanor	M	527	▲	+24.3%	+103
	Felony	F	271	▲	+86.9%	+126
	Capias	CA	145	▲	+11.5%	+15
	Show Cause	SC	30	▼	-41.2%	-21
	Civil Violation	CV	26	▲	+160.0%	+16
	Total			999	▲	31.4%
Traffic	Infraction	I	1,503	▲	+37.4%	+409
	Misdemeanor	M	471	▲	+17.2%	+69
	Capias	CA	12	▲	+300.0%	+9
	Civil Violation	CV	5	▲	-	+5
	Felony	F	0	▼	-100.0%	-1
	Show Cause	SC	0	▼	-100.0%	-1
	Total			1,991	▲	32.6%
Civil	Warrant in Debt	WD	273	▲	+40.0%	+78
	Garnishment	GA	263	▼	-13.5%	-41
	Unlawful Detainer	UD	194	▼	-3.5%	-7
	Other	OT	79	▲	-22.5%	-23
	Detinue	DT	38	▼	-24.0%	-12
	Preliminary Protective Order	PP	27	▲	+12.5%	+3
	Motion for Judgment	MJ	20	▲	-	+20
	Protective Order	PO	13	↔	-	-
	Admin License	AL	12	▼	-20.0%	-3
	Abstract	AJ	6	▼	-25.0%	-2
	Show Cause	SC	6	▼	-25.0%	-2
	Bond Forfeiture	BF	3	▼	-57.1%	-4
	Impoundment	IM	2	▲	+100.0%	+1
	Third Party Claim	TH	2	▲	-	+2
	Interrogatory	IN	1	▼	-50.0%	-1
	Tenants Assertion	TA	0	▼	-100.0%	-1
Total			939	▲	0.9%	+8
Civil Commitments	Emergency Custody Order	EC	34	▲	+47.8%	+11
	Temporary Detention Order	TD	34	▲	+88.9%	+16
	Mental Commitment	MC	0	▼	-100.0%	-6
	Total			68	▲	44.7%
GRAND TOTAL			3,997	▲	23.4%	+758

Dispositions by Major Case Category**

Category	Summary	Change	% Change	Absolute Change
Felony	271	▼	+85.6%	+125
Garnishment	264	▼	-13.7%	-42
General Civil	333	▲	+35.4%	+87
Infraction/Civil Violation	1,534	▲	+38.9%	+430
Landlord /Tenant	194	▼	-4.0%	-8
Misdemeanor	998	▲	+20.8%	+172
Other	363	▲	-2.4%	-9
Protective Orders	40	▲	+8.1%	+3

* Compared to same time period as previous year

** Case Type Categories are defined in the 2017 Virginia Judicial Workload Assessment

The data reported reflect the case management system. The case types reported may not necessitate judicial involvement.

<i>GRAND TOTAL</i>	3,997	▲	23.4%	+758
---------------------------	--------------	---	-------	------

2024 Overall GRAND TOTAL		Distribution of Caseload			Change*		Percentage (%) of Caseload		
11,071	+1,373 14.2%	Criminal	1,057	10%	27.2% ▲	+226	Criminal	2023 8.6%	2024 9.5%
2024		Traffic	7,644	69%	12.8% ▲	+866	Traffic	69.9%	69.0%
2023		Civil	2,300	21%	12.8% ▲	+261	Civil	21.0%	20.8%
		Civil Commitments	70	1%	40.0% ▲	+20	Civil Commitments	0.5%	0.6%
		GRAND TOTAL	11,071	100%	14.2% ▲	+1,373	GRAND TOTAL	100%	100%

Dispositions by Division & Code

Division	Case Type Description	Code	Summary	Change	% Change	Absolute Change
Criminal	Misdemeanor	M	612	▲	+16.1%	+85
	Felony	F	302	▲	+50.2%	+101
	Capias	CA	79	▲	+71.7%	+33
	Show Cause	SC	35	▲	+9.4%	+3
	Civil Violation	CV	29	▲	+16.0%	+4
	Total			1,057	▲	27.2%
Traffic	Infraction	I	5,574	▲	+9.7%	+495
	Misdemeanor	M	1,774	▲	+27.5%	+383
	Capias	CA	247	▼	-4.3%	-11
	Show Cause	SC	33	▼	-15.4%	-6
	Felony	F	13	▲	+333.3%	+10
	Civil Violation	CV	2	▼	-75.0%	-6
	Other	O	1	▲	-	+1
	Total			7,644	▲	12.8%
Civil	Warrant in Debt	WD	940	▲	+43.1%	+283
	Garnishment	GA	584	▲	+7.9%	+43
	Unlawful Detainer	UD	476	▼	-22.3%	-137
	Admin License	AL	71	▲	+2.9%	+2
	Other	OT	57	▲	+39.0%	+16
	Protective Order	PO	37	▲	+94.7%	+18
	Preliminary Protective Order	PP	36	▲	+140.0%	+21
	Abstract	AJ	18	▲	+38.5%	+5
	Show Cause	SC	16	▲	+128.6%	+9
	Detinue	DT	15	▼	-31.8%	-7
	Impoundment	IM	15	▼	-6.3%	-1
	Bond Forfeiture	BF	10	▲	+233.3%	+7
	Interrogatory	IN	9	▼	-40.0%	-6
	Motion for Judgment	MJ	9	▲	+350.0%	+7
	Capias	CA	2	↔	-	-
	Emergency Substantial Risk Order	SR	1	▲	-	+1
	Interrogatory-Not	IC	1	▲	-	+1
	Overweight	OC	1	↔	-	-
	Petition-Restore Arms	PR	1	▲	-	+1
	Tenants Assertion	TA	1	▼	-50.0%	-1
	Counter Claim	CC	0	▼	-100.0%	-1
Total			2,300	▲	12.8%	+261
Civil Commitments	Temporary Detention Order	TD	52	▲	+23.8%	+10
	Emergency Custody Order	EC	18	▲	+125.0%	+10
	Total		70	▲	40.0%	+20
GRAND TOTAL			11,071	▲	14.2%	+1,373

Dispositions by Major Case Category**

Category	Summary	Change	% Change	Absolute Change
Felony	315	▲	+54.4%	+111
Garnishment	593	▼	+6.7%	+37
General Civil	974	▲	+41.8%	+287
Infraction/Civil Violation	5,607	▲	+9.7%	+494

* Compared to same time period as previous year
 ** Case Type Categories are defined in the 2017 Virginia Judicial Workload Assessment
 The data reported reflect the case management system. The case types reported may not necessitate judicial involvement.

CPSS - GCMS CASELOAD STATISTICS OF THE GENERAL DISTRICT COURTS
 January 2024 thru December 2024 Dispositions (Compared to January 2023 thru December 2023)

Landlord /Tenant	477	▼	-22.4%	-138
Misdemeanor	2,386	▲	+24.4%	+468
New to Workload Study	1	▲	-	+1
Other	645	▲	+13.0%	+74
Protective Orders	73	▲	+114.7%	+39
GRAND TOTAL	11,071	▲	14.2%	+1,373

* Compared to same time period as previous year
 ** Case Type Categories are defined in the 2017 Virginia Judicial Workload Assessment
 The data reported reflect the case management system. The case types reported may not necessitate judicial involvement.
 1/14/2025 11:42:58AM Source: SCV-SQL-Information

2024 Overall GRAND TOTAL		Distribution of Caseload			Change*		Percentage (%) of Caseload			
12,160	-395 -3.1%	Criminal	493	4%	-12.4%	▼	-70	Criminal	2023 4.5%	2024 4.1%
2024		Traffic	10,599	87%	-4.1%	▼	-449	Traffic	88.0%	87.2%
2023		Civil	1,034	9%	14.6%	▲	+132	Civil	7.2%	8.5%
		Civil Commitments	34	0%	-19.0%	▼	-8	Civil Commitments	0.3%	0.3%
		GRAND TOTAL	12,160	100%	-3.1%	▼	-395	GRAND TOTAL	100%	100%

Dispositions by Division & Code

Division	Case Type Description	Code	Summary	Change	% Change	Absolute Change
Criminal	Misdemeanor	M	321	▼	-5.9%	-20
	Felony	F	117	▼	-9.3%	-12
	Capias	CA	25	▼	-44.4%	-20
	Show Cause	SC	16	▼	-56.8%	-21
	Civil Violation	CV	14	▲	+27.3%	+3
	Total			493	▼	-12.4%
Traffic	Infraction	I	9,045	▼	-4.9%	-464
	Misdemeanor	M	1,271	▲	+1.4%	+17
	Capias	CA	237	▲	+6.8%	+15
	Show Cause	SC	41	▼	-14.6%	-7
	Felony	F	4	↔		-
	Civil Violation	CV	1	▼	-88.9%	-8
	Restricted Operators License	RL	0	▼	-100.0%	-2
	Total			10,599	▼	-4.1%
Civil	Warrant in Debt	WD	405	▲	+37.8%	+111
	Garnishment	GA	298	▲	+7.6%	+21
	Unlawful Detainer	UD	147	▼	-5.2%	-8
	Other	OT	77	▲	+6.9%	+5
	Preliminary Protective Order	PP	29	▼	-9.4%	-3
	Protective Order	PO	25	↔		-
	Admin License	AL	20	▲	+122.2%	+11
	Impoundment	IM	8	▲	+300.0%	+6
	Interrogatory	IN	5	▼	-37.5%	-3
	Show Cause	SC	5	▲	+66.7%	+2
	Detinue	DT	4	▼	-55.6%	-5
	Abstract	AJ	3	▼	-70.0%	-7
	Bond Forfeiture	BF	2	↔		-
	Overweight	OC	2	▲	-	+2
	Tenants Assertion	TA	2	▲	-	+2
	Motion for Judgment	MJ	1	▼	-66.7%	-2
	Petition-Restore Arms	PR	1	↔		-
Total			1,034	▲	14.6%	+132
Civil Commitments	Temporary Detention Order	TD	21	▼	-19.2%	-5
	Emergency Custody Order	EC	13	▼	-18.8%	-3
	Total			34	▼	-19.0%
GRAND TOTAL			12,160	▼	-3.1%	-395

Dispositions by Major Case Category**

Category	Summary	Change	% Change	Absolute Change
Felony	121	▼	-9.0%	-12
Garnishment	303	▼	+6.3%	+18
General Civil	418	▲	+34.8%	+108
Infraction/Civil Violation	9,062	▲	-4.9%	-467
Landlord /Tenant	149	▲	-3.9%	-6
Misdemeanor	1,592	▼	-0.3%	-5
Other	461	▲	-5.7%	-28

* Compared to same time period as previous year

** Case Type Categories are defined in the 2017 Virginia Judicial Workload Assessment




The data reported reflect the case management system. The case types reported may not necessitate judicial involvement.

CPSS - GCMS CASELOAD STATISTICS OF THE GENERAL DISTRICT COURTS
January 2024 thru December 2024 Dispositions (Compared to January 2023 thru December 2023)

Southampton
District: 5 FIPS: 175

Protective Orders	54	▼	-5.3%	-3
GRAND TOTAL	12,160	▼	-3.1%	-395

* Compared to same time period as previous year
** Case Type Categories are defined in the 2017 Virginia Judicial Workload Assessment
The data reported reflect the case management system. The case types reported may not necessitate judicial involvement.
1/14/2025 11:42:58AM Source: SCV-SQL-Information

2024 Overall GRAND TOTAL		Distribution of Caseload			Change*		Percentage (%) of Caseload		
21,880	+1,327 6.5%	Criminal	3,380	15%	-8.5% ▼	-316	Criminal	2023 18.0%	2024 15.4%
2024 		Traffic	8,066	37%	9.7% ▲	+710	Traffic	35.8%	36.9%
2023 		Civil	9,871	45%	10.4% ▲	+927	Civil	43.5%	45.1%
		Civil Commitments	563	3%	1.1% ▲	+6	Civil Commitments	2.7%	2.6%
		GRAND TOTAL	21,880	100%	6.5% ▲	+1,327	GRAND TOTAL	100%	100%

Dispositions by Division & Code

Division	Case Type Description	Code	Summary	Change	% Change	Absolute Change
Criminal	Misdemeanor	M	2,074	▼	-5.6%	-122
	Felony	F	899	▼	-14.8%	-156
	Capias	CA	240	▼	-2.4%	-6
	Show Cause	SC	103	▼	-17.6%	-22
	Civil Violation	CV	64	▼	-13.5%	-10
	Total			3,380	▼	-8.5%
Traffic	Infraction	I	4,468	▲	+1.3%	+57
	Misdemeanor	M	2,101	▼	-1.3%	-27
	Civil Violation	CV	1,164	▲	+173.2%	+738
	Capias	CA	235	▼	-15.8%	-44
	Show Cause	SC	84	▼	-17.6%	-18
	Felony	F	14	▲	+40.0%	+4
Total			8,066	▲	9.7%	+710
Civil	Warrant in Debt	WD	4,026	▲	+27.7%	+874
	Garnishment	GA	2,820	▲	+5.8%	+154
	Unlawful Detainer	UD	1,504	▲	+1.3%	+19
	Other	OT	411	▲	+20.5%	+70
	Preliminary Protective Order	PP	181	▼	-0.5%	-1
	Zoning Violation	ZO	132	▼	-15.4%	-24
	Protective Order	PO	127	▲	+2.4%	+3
	Overweight	OC	114	▲	+34.1%	+29
	Detinue	DT	108	▼	-50.7%	-111
	Show Cause	SC	100	▼	-15.3%	-18
	Abstract	AJ	94	▼	-36.9%	-55
	Admin License	AL	87	▼	-1.1%	-1
	Motor Carrier	MC	60	▲	+33.3%	+15
	Motion for Judgment	MJ	41	▼	-16.3%	-8
	Interrogatory	IN	40	▼	-21.6%	-11
	Tenants Assertion	TA	16	▲	+166.7%	+10
	Counter Claim	CC	5	▼	-50.0%	-5
	Capias	CA	4	▼	-20.0%	-1
	Impoundment	IM	1	▲	-	+1
	Bond Forfeiture	BF	0	▼	-100.0%	-10
Petition-Restore Arms	PR	0	▼	-100.0%	-2	
Third Party Claim	TH	0	▼	-100.0%	-1	
Total			9,871	▲	10.4%	+927
Civil Commitments	Temporary Detention Order	TD	228	▼	-15.2%	-41
	Emergency Custody Order	EC	178	▲	+22.8%	+33
	Mental Commitment	MC	147	▲	+7.3%	+10
	Medical Emergency Temporary Detention Order	MT	7	▲	+133.3%	+4
	Medical Emergency Custody Order	ME	3	↔	-	-
Total			563	▲	1.1%	+6
GRAND TOTAL			21,880	▲	6.5%	+1,327

* Compared to same time period as previous year ** Case Type Categories are defined in the 2017 Virginia Judicial Workload Assessment

The data reported reflect the case management system. The case types reported may not necessitate judicial involvement.

Dispositions by Major Case Category**

Category	Summary	Change	% Change	Absolute Change
Felony	913	▲	-14.3%	-152
Garnishment	2,860	▼	+5.3%	+143
General Civil	4,261	▼	+22.9%	+795
Infraction/Civil Violation	5,870	▲	+16.4%	+829
Landlord /Tenant	1,520	▲	+1.9%	+29
Misdemeanor	4,307	▼	-3.9%	-173
Other	1,841	▲	-7.3%	-146
Protective Orders	308	▲	+0.7%	+2
GRAND TOTAL	21,880	▲	6.5%	+1,327

* Compared to same time period as previous year

** Case Type Categories are defined in the 2017 Virginia Judicial Workload Assessment

The data reported reflect the case management system. The case types reported may not necessitate judicial involvement.

CPSS - GCMS CASELOAD STATISTICS OF THE GENERAL DISTRICT COURTS

January 2024 thru December 2024 Dispositions (Compared to January 2023 thru December 2023)

Brunswick

District: 6 FIPS: 025

2024 Overall GRAND TOTAL		Distribution of Caseload			Change*		Percentage (%) of Caseload		
28,717	+3,003 11.7%	Criminal	570	2%	14.2% ▲	+71	Criminal	2023 1.9%	2024 2.0%
2024		Traffic	27,162	95%	11.2% ▲	+2,739	Traffic	95.0%	94.6%
2023		Civil	954	3%	26.7% ▲	+201	Civil	2.9%	3.3%
		Civil Commitments	31	0%	-20.5% ▼	-8	Civil Commitments	0.2%	0.1%
		GRAND TOTAL	28,717	100%	11.7% ▲	+3,003	GRAND TOTAL	100%	100%

Dispositions by Division & Code

Division	Case Type Description	Code	Summary	Change	% Change	Absolute Change
Criminal	Misdemeanor	M	364	▲	+6.1%	+21
	Felony	F	138	▲	+36.6%	+37
	Capias	CA	30	▲	+30.4%	+7
	Show Cause	SC	24	▲	+14.3%	+3
	Civil Violation	CV	14	▲	+27.3%	+3
	Total			570	▲	14.2%
Traffic	Infraction	I	21,629	▲	+12.3%	+2,370
	Misdemeanor	M	5,485	▲	+7.0%	+361
	Felony	F	22	▲	+266.7%	+16
	Capias	CA	17	▼	-34.6%	-9
	Civil Violation	CV	5	↔		-
	Restricted Operators License	RL	3	▲	-	+3
	Show Cause	SC	1	▼	-66.7%	-2
	Total			27,162	▲	11.2%
Civil	Warrant in Debt	WD	417	▲	+50.0%	+139
	Garnishment	GA	286	▲	+11.7%	+30
	Unlawful Detainer	UD	110	▲	+35.8%	+29
	Admin License	AL	30	▲	+36.4%	+8
	Other	OT	25	↔	-28.6%	-10
	Overweight	OC	19	▼	-20.8%	-5
	Preliminary Protective Order	PP	16	▲	+6.7%	+1
	Motor Carrier	MC	14	▲	+75.0%	+6
	Impoundment	IM	10	▲	+400.0%	+8
	Bond Forfeiture	BF	6	▼	-45.5%	-5
	Motion for Judgment	MJ	6	▲	+100.0%	+3
	Detinue	DT	5	↔		-
	Protective Order	PO	4	▼	-42.9%	-3
	Interrogatory	IN	3	▲	+50.0%	+1
	Show Cause	SC	2	▲	-	+2
	Tenants Assertion	TA	1	↔		-
	Abstract	AJ	0	▼	-100.0%	-2
	Petition-Restore Arms	PR	0	▼	-100.0%	-1
Total			954	▲	26.7%	+201
Civil Commitments	Temporary Detention Order	TD	23	▼	-14.8%	-4
	Emergency Custody Order	EC	7	▼	-30.0%	-3
	Mental Commitment	MC	1	▼	-50.0%	-1
	Total			31	▼	-20.5%
GRAND TOTAL			28,717	▲	11.7%	+3,003

Dispositions by Major Case Category**

Category	Summary	Change	% Change	Absolute Change
Felony	160	▲	+49.5%	+53
Garnishment	289	▲	+12.0%	+31
General Civil	435	▲	+49.0%	+143
Infraction/Civil Violation	21,681	▲	+12.3%	+2,374
Landlord /Tenant	111	▲	+35.4%	+29
Misdemeanor	5,852	▲	+7.0%	+385

* Compared to same time period as previous year

** Case Type Categories are defined in the 2017 Virginia Judicial Workload Assessment

The data reported reflect the case management system. The case types reported may not necessitate judicial involvement.



CPSS - GCMS CASELOAD STATISTICS OF THE GENERAL DISTRICT COURTS
 January 2024 thru December 2024 Dispositions (Compared to January 2023 thru December 2023)

Other	169	▲	-5.6%	-10
Protective Orders	20	▼	-9.1%	-2
GRAND TOTAL	28,717	▲	11.7%	+3,003

* Compared to same time period as previous year

** Case Type Categories are defined in the 2017 Virginia Judicial Workload Assessment

The data reported reflect the case management system. The case types reported may not necessitate judicial involvement.

2024 Overall GRAND TOTAL		Distribution of Caseload			Change*		Percentage (%) of Caseload			
8,716	+92 1.1%	Criminal	610	7%	12.3%	▲	+67	Criminal	2023 6.3%	2024 7.0%
2024 	↑	Traffic	6,871	79%	-1.3%	▼	-91	Traffic	80.7%	78.8%
2023 		Civil	1,212	14%	11.1%	▲	+121	Civil	12.7%	13.9%
		Civil Commitments	23	0%	-17.9%	▼	-5	Civil Commitments	0.3%	0.3%
		GRAND TOTAL	8,716	100%	1.1%	▲	+92	GRAND TOTAL	100%	100%

Dispositions by Division & Code

Division	Case Type Description	Code	Summary	Change	% Change	Absolute Change
Criminal	Misdemeanor	M	330	▲	+20.4%	+56
	Felony	F	135	▲	+7.1%	+9
	Capias	CA	85	▼	-18.3%	-19
	Show Cause	SC	44	▲	+83.3%	+20
	Civil Violation	CV	16	▲	+6.7%	+1
	Total			610	▲	12.3%
Traffic	Infraction	I	5,784	▲	+3.7%	+207
	Misdemeanor	M	1,056	▼	-22.1%	-299
	Capias	CA	18	▲	+28.6%	+4
	Show Cause	SC	5	▼	-16.7%	-1
	Felony	F	4	▼	-50.0%	-4
	Other	O	4	▲	+100.0%	+2
	Total			6,871	▼	-1.3%
Civil	Interrogatory	IN	343	▼	-0.3%	-1
	Warrant in Debt	WD	334	▲	+33.1%	+83
	Garnishment	GA	247	▲	+9.3%	+21
	Detinue	DT	169	▲	+49.6%	+56
	Unlawful Detainer	UD	68	▼	-35.8%	-38
	Other	OT	17	▼	-10.5%	-2
	Preliminary Protective Order	PP	12	▲	+200.0%	+8
	Protective Order	PO	8	▲	-	+8
	Show Cause	SC	5	▼	-54.5%	-6
	Bond Forfeiture	BF	3	▼	-50.0%	-3
	Admin License	AL	2	▼	-66.7%	-4
	Capias	CA	1	▼	-50.0%	-1
	Impoundment	IM	1	▼	-50.0%	-1
	Motion for Judgment	MJ	1	↔	-	-
	Tenants Assertion	TA	1	▲	-	+1
Total			1,212	▲	11.1%	+121
Civil Commitments	Temporary Detention Order	TD	17	▼	-15.0%	-3
	Emergency Custody Order	EC	6	▼	-14.3%	-1
	Mental Commitment	MC	0	▼	-100.0%	-1
	Total			23	▼	-17.9%
GRAND TOTAL			8,716	▲	1.1%	+92

Dispositions by Major Case Category**

Category	Summary	Change	% Change	Absolute Change
Felony	139	▼	+3.7%	+5
Garnishment	590	▲	+3.5%	+20
General Civil	507	▲	+37.8%	+139
Infraction/Civil Violation	5,804	▲	+3.8%	+210
Landlord /Tenant	69	▲	-34.9%	-37
Misdemeanor	1,386	▼	-14.9%	-243
Other	201	▼	-8.2%	-18
Protective Orders	20	▲	+400.0%	+16

* Compared to same time period as previous year

** Case Type Categories are defined in the 2017 Virginia Judicial Workload Assessment

The data reported reflect the case management system. The case types reported may not necessitate judicial involvement.

CPSS - GCMS CASELOAD STATISTICS OF THE GENERAL DISTRICT COURTS
January 2024 thru December 2024 Dispositions (Compared to January 2023 thru December 2023)

<i>GRAND TOTAL</i>	8,716	▲	1.1%	+92
---------------------------	--------------	---	------	-----

* Compared to same time period as previous year
** Case Type Categories are defined in the 2017 Virginia Judicial Workload Assessment
The data reported reflect the case management system. The case types reported may not necessitate judicial involvement.
1/14/2025 11:42:58AM Source: SCV-SQL-Information

2024 Overall GRAND TOTAL		Distribution of Caseload			Change*		Percentage (%) of Caseload		
16,289	-612 -3.6%	Criminal	325	2%	-19.0% ▼	-76	Criminal	2023 2.4%	2024 2.0%
2024		Traffic	14,701	90%	-3.8% ▼	-579	Traffic	90.4%	90.3%
2023		Civil	1,180	7%	2.7% ▲	+31	Civil	6.8%	7.2%
		Civil Commitments	83	1%	16.9% ▲	+12	Civil Commitments	0.4%	0.5%
		GRAND TOTAL	16,289	100%	-3.6% ▼	-612	GRAND TOTAL	100%	100%

Dispositions by Division & Code

Division	Case Type Description	Code	Summary	Change	% Change	Absolute Change
Criminal	Misdemeanor	M	150	▼	-10.2%	-17
	Felony	F	107	▼	-27.2%	-40
	Capias	CA	39	▼	-22.0%	-11
	Show Cause	SC	20	▼	-16.7%	-4
	Civil Violation	CV	9	▼	-30.8%	-4
	Total			325	▼	-19.0%
Traffic	Infraction	I	9,927	▼	-3.7%	-384
	Misdemeanor	M	4,693	▼	-4.5%	-221
	Capias	CA	61	▲	+41.9%	+18
	Show Cause	SC	9	▲	+350.0%	+7
	Felony	F	6	▼	-25.0%	-2
	Other	O	5	▲	-	+5
	Civil Violation	CV	0	▼	-100.0%	-2
	Total			14,701	▼	-3.8%
Civil	Interrogatory	IN	563	▼	-2.9%	-17
	Warrant in Debt	WD	295	▲	+27.2%	+63
	Garnishment	GA	178	▼	-6.3%	-12
	Unlawful Detainer	UD	74	▼	-9.8%	-8
	Other	OT	23	▲	-11.5%	-3
	Preliminary Protective Order	PP	13	▲	+30.0%	+3
	Show Cause	SC	10	▼	-9.1%	-1
	Bond Forfeiture	BF	6	▲	+100.0%	+3
	Detinue	DT	4	▲	+300.0%	+3
	Protective Order	PO	4	↔	-	-
	Admin License	AL	3	↔	-	-
	Tenants Assertion	TA	3	▲	-	+3
	Overweight	OC	2	▼	-33.3%	-1
	Impoundment	IM	1	↔	-	-
	Motion for Judgment	MJ	1	▼	-50.0%	-1
	Capias	CA	0	▼	-100.0%	-1
	Total			1,180	▲	2.7%
Civil Commitments	Temporary Detention Order	TD	33	▲	+32.0%	+8
	Mental Commitment	MC	26	▼	-13.3%	-4
	Emergency Custody Order	EC	24	▲	+50.0%	+8
	Total			83	▲	16.9%
GRAND TOTAL			16,289	▼	-3.6%	-612

Dispositions by Major Case Category**

Category	Summary	Change	% Change	Absolute Change
Felony	113	▼	-27.1%	-42
Garnishment	741	▼	-3.8%	-29
General Civil	303	▲	+28.4%	+67
Infraction/Civil Violation	9,943	▲	-3.7%	-386
Landlord /Tenant	77	▲	-6.1%	-5
Misdemeanor	4,843	▼	-4.7%	-238
Other	252	▲	+7.7%	+18

* Compared to same time period as previous year

** Case Type Categories are defined in the 2017 Virginia Judicial Workload Assessment

The data reported reflect the case management system. The case types reported may not necessitate judicial involvement.

CPSS - GCMS CASELOAD STATISTICS OF THE GENERAL DISTRICT COURTS
 January 2024 thru December 2024 Dispositions (Compared to January 2023 thru December 2023)

Protective Orders	17	▲	+21.4%	+3
GRAND TOTAL	16,289	▼	-3.6%	-612

* Compared to same time period as previous year

** Case Type Categories are defined in the 2017 Virginia Judicial Workload Assessment

The data reported reflect the case management system. The case types reported may not necessitate judicial involvement.

2024 Overall GRAND TOTAL		Distribution of Caseload			Change*		Percentage (%) of Caseload		
16,470	-928 -5.3%	Criminal	1,449	9%	8.7% ▲	+116	Criminal	2023 7.7%	2024 8.8%
2024		Traffic	10,871	66%	-13.0% ▼	-1,622	Traffic	71.8%	66.0%
2023		Civil	3,555	22%	18.5% ▲	+555	Civil	17.2%	21.6%
		Civil Commitments	595	4%	4.0% ▲	+23	Civil Commitments	3.3%	3.6%
		GRAND TOTAL	16,470	100%	-5.3% ▼	-928	GRAND TOTAL	100%	100%

Dispositions by Division & Code

Division	Case Type Description	Code	Summary	Change	% Change	Absolute Change
Criminal	Misdemeanor	M	745	▲	+20.6%	+127
	Felony	F	467	▼	-1.1%	-5
	Capias	CA	170	▼	-1.7%	-3
	Show Cause	SC	58	▲	+13.7%	+7
	Civil Violation	CV	8	▼	-57.9%	-11
	Motion	MO	1	▲	-	+1
	Total			1,449	▲	8.7%
Traffic	Infraction	I	8,769	▼	-12.1%	-1,205
	Misdemeanor	M	1,949	▼	-15.4%	-356
	Capias	CA	107	▼	-24.6%	-35
	Show Cause	SC	29	▼	-45.3%	-24
	Felony	F	17	▼	-5.6%	-1
	Civil Violation	CV	0	▼	-100.0%	-1
	Total			10,871	▼	-13.0%
Civil	Warrant in Debt	WD	1,290	▲	+59.5%	+481
	Garnishment	GA	1,004	▼	-0.8%	-8
	Unlawful Detainer	UD	897	▲	+3.9%	+34
	Preliminary Protective Order	PP	88	▲	+20.5%	+15
	Other	OT	81	▲	+65.3%	+32
	Protective Order	PO	46	▲	+31.4%	+11
	Show Cause	SC	42	▼	-4.5%	-2
	Motion for Judgment	MJ	22	▲	+4.8%	+1
	Abstract	AJ	21	▲	+75.0%	+9
	Detinue	DT	17	▼	-51.4%	-18
	Admin License	AL	12	▼	-45.5%	-10
	Interrogatory	IN	11	▲	+83.3%	+5
	Tenants Assertion	TA	7	▲	+75.0%	+3
	Bond Forfeiture	BF	5	▲	+25.0%	+1
	Impoundment	IM	4	▲	-	+4
	Petition-Restore Arms	PR	4	↔	-	-
	Capias	CA	1	▼	-50.0%	-1
	Counter Claim	CC	1	↔	-	-
	Cross Claim	CR	1	▲	-	+1
	Interrogatory-Not	IC	1	▼	-66.7%	-2
Restricted Operators License	RL	0	▼	-100.0%	-1	
Total			3,555	▲	18.5%	+555
Civil Commitments	Mental Commitment	MC	326	▼	-7.1%	-25
	Emergency Custody Order	EC	134	▲	+59.5%	+50
	Temporary Detention Order	TD	85	▼	-2.3%	-2
	Other	OT	47	▲	+6.8%	+3
	Medical Emergency Temporary Detention Order	MT	3	▼	-40.0%	-2
	Medical Emergency Custody Order	ME	0	▼	-100.0%	-1
Total			595	▲	4.0%	+23
GRAND TOTAL			16,470	▼	-5.3%	-928

* Compared to same time period as previous year

** Case Type Categories are defined in the 2017 Virginia Judicial Workload Assessment

The data reported reflect the case management system. The case types reported may not necessitate judicial involvement.

Dispositions by Major Case Category**

Category	Summary	Change	% Change	Absolute Change
Felony	484	▼	-1.2%	-6
Garnishment	1,015	▲	-0.3%	-3
General Civil	1,339	▲	+53.9%	+469
Infraction/Civil Violation	8,777	▼	-12.2%	-1,217
Involuntary Civil Commitments	47	▲	+6.8%	+3
Landlord /Tenant	904	▲	+4.3%	+37
Misdemeanor	2,694	▼	-7.9%	-230
Other	1,076	▲	-0.6%	-7
Protective Orders	134	▲	+24.1%	+26
GRAND TOTAL	16,470	▼	-5.3%	-928

* Compared to same time period as previous year

** Case Type Categories are defined in the 2017 Virginia Judicial Workload Assessment

The data reported reflect the case management system. The case types reported may not necessitate judicial involvement.

2024 Overall GRAND TOTAL		Distribution of Caseload			Change*		Percentage (%) of Caseload		
15,213	+2,492 19.6%	Criminal	1,535	10%	14.7% ▲	+197	Criminal	2023 10.5%	2024 10.1%
2024		Traffic	10,939	72%	27.5% ▲	+2,361	Traffic	67.4%	71.9%
2023		Civil	2,698	18%	-3.5% ▼	-97	Civil	22.0%	17.7%
		Civil Commitments	41	0%	310.0% ▲	+31	Civil Commitments	0.1%	0.3%
		GRAND TOTAL	15,213	100%	19.6% ▲	+2,492	GRAND TOTAL	100%	100%

Dispositions by Division & Code

Division	Case Type Description	Code	Summary	Change	% Change	Absolute Change
Criminal	Misdemeanor	M	897	▲	+38.2%	+248
	Felony	F	387	▼	-12.8%	-57
	Capias	CA	142	▼	-18.9%	-33
	Show Cause	SC	58	▲	+13.7%	+7
	Civil Violation	CV	47	▲	+161.1%	+29
	Restricted Operators License	RL	4	▲	+300.0%	+3
	Total			1,535	▲	14.7%
Traffic	Infraction	I	8,837	▲	+29.3%	+2,000
	Misdemeanor	M	1,886	▲	+21.8%	+337
	Capias	CA	159	▲	+12.0%	+17
	Felony	F	23	▲	+155.6%	+14
	Show Cause	SC	20	▼	-41.2%	-14
	Restricted Operators License	RL	9	▲	+200.0%	+6
	Civil Violation	CV	4	▲	+300.0%	+3
	Other	O	1	▲	-	+1
	Motion	MO	0	▼	-100.0%	-3
Total			10,939	▲	27.5%	+2,361
Civil	Warrant in Debt	WD	1,089	▲	+11.6%	+113
	Garnishment	GA	898	▼	-1.6%	-15
	Unlawful Detainer	UD	453	▼	-23.5%	-139
	Other	OT	61	▼	-30.7%	-27
	Preliminary Protective Order	PP	51	▼	-1.9%	-1
	Protective Order	PO	44	▲	+33.3%	+11
	Show Cause	SC	21	▼	-51.2%	-22
	Admin License	AL	19	▼	-9.5%	-2
	Impoundment	IM	15	▼	-11.8%	-2
	Motion for Judgment	MJ	11	▲	+10.0%	+1
	Abstract	AJ	9	▼	-35.7%	-5
	Detinue	DT	6	▲	+200.0%	+4
	Interrogatory	IN	5	▼	-61.5%	-8
	Overweight	OC	5	▼	-44.4%	-4
	Tenants Assertion	TA	4	▲	+33.3%	+1
	Motor Carrier	MC	3	▲	+200.0%	+2
	Interrogatory-Not	IC	2	▲	-	+2
	Petition-Restore Arms	PR	1	↔	-	-
	Restricted Operators License	RL	1	▼	-80.0%	-4
	Capias	CA	0	▼	-100.0%	-1
Emergency Substantial Risk Order	SR	0	▼	-100.0%	-1	
Total			2,698	▼	-3.5%	-97
Civil Commitments	Emergency Custody Order	EC	20	▲	-	+20
	Temporary Detention Order	TD	20	▲	+100.0%	+10
	Mental Commitment	MC	1	▲	-	+1
Total			41	▲	310.0%	+31
GRAND TOTAL			15,213	▲	19.6%	+2,492

* Compared to same time period as previous year

** Case Type Categories are defined in the 2017 Virginia Judicial Workload Assessment

The data reported reflect the case management system. The case types reported may not necessitate judicial involvement.

Dispositions by Major Case Category**

Category	Summary	Change	% Change	Absolute Change
Felony	410	▲	-9.5%	-43
Garnishment	903	▼	-2.5%	-23
General Civil	1,117	▲	+11.7%	+117
Infraction/Civil Violation	8,897	▲	+29.6%	+2,031
Landlord /Tenant	457	▲	-23.2%	-138
Misdemeanor	2,797	▲	+26.7%	+590
New to Workload Study	0	▼	-100.0%	-1
Other	537	▲	-8.7%	-51
Protective Orders	95	▲	+11.8%	+10
GRAND TOTAL	15,213	▲	19.6%	+2,492

* Compared to same time period as previous year

** Case Type Categories are defined in the 2017 Virginia Judicial Workload Assessment

The data reported reflect the case management system. The case types reported may not necessitate judicial involvement.

2024 Overall GRAND TOTAL		Distribution of Caseload			Change*		Percentage (%) of Caseload		
1,452	+194 15.4%	Criminal	106	7%	-36.9% ▼	-62	Criminal	2023 13.4%	2024 7.3%
2024	↑	Traffic	1,051	72%	25.0% ▲	+210	Traffic	66.9%	72.4%
2023		Civil	288	20%	19.0% ▲	+46	Civil	19.2%	19.8%
		Civil Commitments	7	0%	0.0%	0	Civil Commitments	0.6%	0.5%
		GRAND TOTAL	1,452	100%	15.4% ▲	+194	GRAND TOTAL	100%	100%

Dispositions by Division & Code

Division	Case Type Description	Code	Summary	Change	% Change	Absolute Change
Criminal	Misdemeanor	M	65	▼	-38.1%	-40
	Felony	F	12	▼	-74.5%	-35
	Show Cause	SC	11	▲	+83.3%	+5
	Civil Violation	CV	10	▲	+66.7%	+4
	Capias	CA	8	▲	+100.0%	+4
	Total			106	▼	-36.9%
Traffic	Infraction	I	887	▲	+27.1%	+189
	Misdemeanor	M	157	▲	+18.9%	+25
	Show Cause	SC	3	↔	-	-
	Capias	CA	2	▲	+100.0%	+1
	Felony	F	2	▲	-	+2
	Restricted Operators License	RL	0	▼	-100.0%	-7
	Total			1,051	▲	25.0%
Civil	Warrant in Debt	WD	150	▲	+48.5%	+49
	Garnishment	GA	88	↔	-	-
	Unlawful Detainer	UD	30	▲	+87.5%	+14
	Other	OT	7	▼	-53.3%	-8
	Admin License	AL	4	▲	+33.3%	+1
	Motion for Judgment	MJ	2	▲	+100.0%	+1
	Preliminary Protective Order	PP	2	▼	-75.0%	-6
	Detinue	DT	1	▲	-	+1
	Interrogatory	IN	1	▲	-	+1
	Protective Order	PO	1	▼	-85.7%	-6
	Show Cause	SC	1	↔	-	-
	Tenants Assertion	TA	1	↔	-	-
	Overweight	OC	0	▼	-100.0%	-1
	Total			288	▲	19.0%
Civil Commitments	Temporary Detention Order	TD	5	▲	+25.0%	+1
	Emergency Custody Order	EC	2	▼	-33.3%	-1
	Total			7		0.0%
GRAND TOTAL			1,452	▲	15.4%	+194

Dispositions by Major Case Category**

Category	Summary	Change	% Change	Absolute Change
Felony	14	▲	-70.2%	-33
Garnishment	89	▲	+1.1%	+1
General Civil	153	▲	+50.0%	+51
Infraction/Civil Violation	897	▼	+27.2%	+192
Landlord /Tenant	31	▲	+82.4%	+14
Misdemeanor	222	▼	-9.0%	-22
Other	43	▲	+7.5%	+3
Protective Orders	3	▼	-80.0%	-12
GRAND TOTAL	1,452	▲	15.4%	+194

* Compared to same time period as previous year

** Case Type Categories are defined in the 2017 Virginia Judicial Workload Assessment

The data reported reflect the case management system. The case types reported may not necessitate judicial involvement.

2024 Overall GRAND TOTAL		Distribution of Caseload			Change*		Percentage (%) of Caseload		
19,180	+4,660 32.1%	Criminal	387	2%	2.4% ▲	+9	Criminal	2023 2.6%	2024 2.0%
2024		Traffic	18,093	94%	34.3% ▲	+4,622	Traffic	92.8%	94.3%
2023		Civil	672	4%	4.3% ▲	+28	Civil	4.4%	3.5%
		Civil Commitments	28	0%	3.7% ▲	+1	Civil Commitments	0.2%	0.1%
		GRAND TOTAL	19,180	100%	32.1% ▲	+4,660	GRAND TOTAL	100%	100%

Dispositions by Division & Code

Division	Case Type Description	Code	Summary	Change	% Change	Absolute Change
Criminal	Misdemeanor	M	210	▲	+12.3%	+23
	Felony	F	111	▼	-17.8%	-24
	Civil Violation	CV	27	▲	+28.6%	+6
	Capias	CA	24	▲	+9.1%	+2
	Show Cause	SC	15	▲	+15.4%	+2
	Total			387	▲	2.4%
Traffic	Infraction	I	14,132	▲	+46.8%	+4,507
	Misdemeanor	M	3,719	▲	+0.2%	+9
	Civil Violation	CV	105	▲	+2,000.0%	+100
	Capias	CA	90	▲	+18.4%	+14
	Show Cause	SC	32	▼	-31.9%	-15
	Felony	F	13	▲	+62.5%	+5
	Other	O	2	▲	-	+2
	Total			18,093	▲	34.3%
Civil	Warrant in Debt	WD	328	▲	+18.4%	+51
	Garnishment	GA	226	▼	-3.8%	-9
	Unlawful Detainer	UD	57	▲	+1.8%	+1
	Other	OT	14	▼	+7.7%	+1
	Admin License	AL	10	▼	-44.4%	-8
	Preliminary Protective Order	PP	9	▼	-18.2%	-2
	Impoundment	IM	7	▼	-36.4%	-4
	Abstract	AJ	4	▲	-	+4
	Detinue	DT	3	↔	-	-
	Motion for Judgment	MJ	3	▲	+200.0%	+2
	Overweight	OC	3	▼	-25.0%	-1
	Tenants Assertion	TA	3	▲	-	+3
	Protective Order	PO	2	▼	-75.0%	-6
	Bond Forfeiture	BF	1	▼	-75.0%	-3
	Interrogatory	IN	1	▲	-	+1
	Show Cause	SC	1	↔	-	-
	Capias	CA	0	▼	-100.0%	-1
	Mechanic's Lien	ML	0	▼	-100.0%	-1
Total			672	▲	4.3%	+28
Civil Commitments	Temporary Detention Order	TD	20	↔	-	-
	Emergency Custody Order	EC	6	↔	-	-
	Medical Emergency Custody Order	ME	1	↔	-	-
	Mental Commitment	MC	1	▲	-	+1
Total			28	▲	3.7%	+1
GRAND TOTAL			19,180	▲	32.1%	+4,660

Dispositions by Major Case Category**

Category	Summary	Change	% Change	Absolute Change
Felony	124	▲	-13.3%	-19
Garnishment	227	▲	-3.4%	-8
General Civil	336	▲	+17.9%	+51
Infraction/Civil Violation	14,269	▲	+47.8%	+4,614
Landlord /Tenant	60	▲	+7.1%	+4

* Compared to same time period as previous year

** Case Type Categories are defined in the 2017 Virginia Judicial Workload Assessment

The data reported reflect the case management system. The case types reported may not necessitate judicial involvement.

CPSS - GCMS CASELOAD STATISTICS OF THE GENERAL DISTRICT COURTS

January 2024 thru December 2024 Dispositions (Compared to January 2023 thru December 2023)

Misdemeanor	3,929	▲	+0.8%	+32
Other	224	▲	-2.6%	-6
Protective Orders	11	▼	-42.1%	-8
GRAND TOTAL	19,180	▲	32.1%	+4,660

* Compared to same time period as previous year

** Case Type Categories are defined in the 2017 Virginia Judicial Workload Assessment

The data reported reflect the case management system. The case types reported may not necessitate judicial involvement.

2024 Overall GRAND TOTAL		Distribution of Caseload			Change*		Percentage (%) of Caseload		
31,620	-888 -2.7%	Criminal	1	0%	-66.7% ▼	-2	Criminal	2023 0.0%	2024 0.0%
2024		Civil	30,926	98%	-2.1% ▼	-650	Civil	97.1%	97.8%
2023		Civil Commitments	693	2%	-25.4% ▼	-236	Civil Commitments	2.9%	2.2%
		GRAND TOTAL	31,620	100%	-2.7% ▼	-888	GRAND TOTAL	100%	100%

Dispositions by Division & Code

Division	Case Type Description	Code	Summary	Change	% Change	Absolute Change
Criminal	Show Cause	SC	1	↔		-
	Capias	CA	0	▼	-100.0%	-1
	Misdemeanor	M	0	▼	-100.0%	-1
	Total		1	▼	-66.7%	-2
Civil	Garnishment	GA	9,962	▼	-11.8%	-1,337
	Unlawful Detainer	UD	9,565	▼	-5.4%	-551
	Warrant in Debt	WD	8,204	▲	+28.2%	+1,807
	Other	OT	847	▲	-0.8%	-7
	Motion for Judgment	MJ	685	▼	-0.9%	-6
	Preliminary Protective Order	PP	481	▲	+11.1%	+48
	Show Cause	SC	377	▼	-49.4%	-368
	Protective Order	PO	339	▲	+10.4%	+32
	Interrogatory	IN	186	▼	-30.6%	-82
	Abstract	AJ	154	▼	-30.0%	-66
	Detinue	DT	70	▼	-64.3%	-126
	Tenants Assertion	TA	44	▲	+37.5%	+12
	Counter Claim	CC	7	▼	-41.7%	-5
	Petition-Restore Arms	PR	2	▼	-33.3%	-1
	Bond Forfeiture	BF	1	▲	-	+1
	Emergency Substantial Risk Order	SR	1	▲	-	+1
	Third Party Claim	TH	1	▼	-50.0%	-1
Petition to Require Blood Test	BT	0	▼	-100.0%	-1	
Total			30,926	▼	-2.1%	-650
Civil Commitments	Temporary Detention Order	TD	421	▼	-32.5%	-203
	Emergency Custody Order	EC	270	▼	-11.5%	-35
	Medical Emergency Temporary Detention Order	MT	1	▲	-	+1
	Mental Commitment	MC	1	▲	-	+1
Total			693	▼	-25.4%	-236
GRAND TOTAL			31,620	▼	-2.7%	-888

Dispositions by Major Case Category**

Category	Summary	Change	% Change	Absolute Change
Garnishment	10,148	▼	-12.3%	-1,419
General Civil	8,979	▼	+23.0%	+1,680
Landlord /Tenant	9,609	▲	-5.3%	-539
Misdemeanor	0	▼	-100.0%	-1
New to Workload Study	1	▲	-	+1
Other	2,063	▲	-25.1%	-690
Protective Orders	820	▲	+10.8%	+80
GRAND TOTAL	31,620	▼	-2.7%	-888

* Compared to same time period as previous year

** Case Type Categories are defined in the 2017 Virginia Judicial Workload Assessment

The data reported reflect the case management system. The case types reported may not necessitate judicial involvement.

2024 Overall GRAND TOTAL		Distribution of Caseload			Change*		Percentage (%) of Caseload		
10,480	+664 6.8%	Criminal	10,006	95%	6.0% ▲	+562	Criminal	2023 96.2%	2024 95.5%
2024	↑	Traffic	466	4%	30.5% ▲	+109	Traffic	3.6%	4.4%
2023		Civil	8	0%	-46.7% ▼	-7	Civil	0.2%	0.1%
		GRAND TOTAL	10,480	100%	6.8% ▲	+664	GRAND TOTAL	100%	100%

Dispositions by Division & Code

Division	Case Type Description	Code	Summary	Change	% Change	Absolute Change
Criminal	Misdemeanor	M	6,612	▲	+9.3%	+565
	Felony	F	2,876	▼	-1.3%	-37
	Show Cause	SC	194	▲	+20.5%	+33
	Capias	CA	181	▲	+2.3%	+4
	Civil Violation	CV	143	▲	+3.6%	+5
	Restricted Operators License	RL	0	▼	-100.0%	-8
	Total			10,006	▲	6.0%
Traffic	Infraction	I	301	▲	+45.4%	+94
	Misdemeanor	M	138	▲	+4.5%	+6
	Felony	F	24	▲	+33.3%	+6
	Capias	CA	2	▲	-	+2
	Civil Violation	CV	1	▲	-	+1
	Total			466	▲	30.5%
Civil	Bond Forfeiture	BF	5	▼	-66.7%	-10
	Other	OT	2	▲	-	+2
	Impoundment	IM	1	▲	-	+1
	Total			8	▼	-46.7%
GRAND TOTAL			10,480	▲	6.8%	+664

Dispositions by Major Case Category**

Category	Summary	Change	% Change	Absolute Change
Felony	2,900	▲	-1.1%	-31
General Civil	2	▲	-	+2
Infraction/Civil Violation	445	▲	+29.0%	+100
Misdemeanor	6,750	▼	+9.1%	+563
Other	383	▲	+8.5%	+30
GRAND TOTAL	10,480	▲	6.8%	+664

* Compared to same time period as previous year

** Case Type Categories are defined in the 2017 Virginia Judicial Workload Assessment

The data reported reflect the case management system. The case types reported may not necessitate judicial involvement.

2024 Overall GRAND TOTAL		Distribution of Caseload			Change*		Percentage (%) of Caseload		
22,342	+3,360 17.7%	Criminal	2,019	9%	8.1% ▲	+152	Criminal	2023 9.8%	2024 9.0%
2024		Traffic	19,844	89%	20.7% ▲	+3,402	Traffic	86.6%	88.8%
2023		Civil	479	2%	-28.8% ▼	-194	Civil	3.5%	2.1%
		GRAND TOTAL	22,342	100%	17.7% ▲	+3,360	GRAND TOTAL	100%	100%

Dispositions by Division & Code

Division	Case Type Description	Code	Summary	Change	% Change	Absolute Change
Criminal	Misdemeanor	M	1,444	▲	+4.9%	+68
	Civil Violation	CV	252	▲	+21.2%	+44
	Felony	F	156	▲	+10.6%	+15
	Show Cause	SC	105	▲	+19.3%	+17
	Capias	CA	32	▼	-22.0%	-9
	Restricted Operators License	RL	26	▲	+116.7%	+14
	Motion	MO	4	▲	+300.0%	+3
	Total			2,019	▲	8.1%
Traffic	Infraction	I	13,809	▲	+21.8%	+2,475
	Misdemeanor	M	5,188	▲	+20.2%	+873
	Other	O	563	▼	-12.2%	-78
	Civil Violation	CV	154	▲	+220.8%	+106
	Felony	F	101	▲	+40.3%	+29
	Capias	CA	15	↔		-
	Show Cause	SC	12	▼	-20.0%	-3
	Restricted Operators License	RL	2	↔		-
Total			19,844	▲	20.7%	+3,402
Civil	Admin License	AL	384	▼	-33.2%	-191
	Impoundment	IM	54	▼	-10.0%	-6
	Bond Forfeiture	BF	21	▲	+5.0%	+1
	Other	OT	20	▲	+11.1%	+2
Total			479	▼	-28.8%	-194
GRAND TOTAL			22,342	▲	17.7%	+3,360

Dispositions by Major Case Category**

Category	Summary	Change	% Change	Absolute Change
Felony	257	▲	+20.7%	+44
General Civil	20	▲	+11.1%	+2
Infraction/Civil Violation	14,778	▲	+20.8%	+2,547
Misdemeanor	6,660	▲	+16.7%	+955
Other	627	▲	-23.1%	-188
GRAND TOTAL	22,342	▲	17.7%	+3,360

* Compared to same time period as previous year

** Case Type Categories are defined in the 2017 Virginia Judicial Workload Assessment

The data reported reflect the case management system. The case types reported may not necessitate judicial involvement.

2024 Overall GRAND TOTAL		Distribution of Caseload			Change*		Percentage (%) of Caseload		
49,717	+5,961 13.6%	Criminal	6,737	14%	17.7% ▲	+1,011	Criminal	2023 13.1%	2024 13.6%
2024		Traffic	16,225	33%	24.4% ▲	+3,185	Traffic	29.8%	32.6%
2023		Civil	24,019	48%	6.8% ▲	+1,533	Civil	51.4%	48.3%
		Civil Commitments	2,736	6%	9.3% ▲	+232	Civil Commitments	5.7%	5.5%
		GRAND TOTAL	49,717	100%	13.6% ▲	+5,961	GRAND TOTAL	100%	100%

Dispositions by Division & Code

Division	Case Type Description	Code	Summary	Change	% Change	Absolute Change
Criminal	Misdemeanor	M	4,246	▲	+18.1%	+652
	Felony	F	1,675	▲	+25.8%	+343
	Show Cause	SC	355	▼	-10.8%	-43
	Capias	CA	323	▲	+33.5%	+81
	Civil Violation	CV	138	▼	-13.8%	-22
	Total			6,737	▲	17.7%
Traffic	Infraction	I	11,344	▲	+23.4%	+2,151
	Misdemeanor	M	4,635	▲	+25.4%	+938
	Felony	F	101	▲	+57.8%	+37
	Capias	CA	70	▲	+180.0%	+45
	Show Cause	SC	62	▲	+59.0%	+23
	Restricted Operators License	RL	12	▼	-40.0%	-8
	Other	O	1	▲	-	+1
	Civil Violation	CV	0	▼	-100.0%	-2
	Total			16,225	▲	24.4%
Civil	Warrant in Debt	WD	9,644	▲	+22.9%	+1,799
	Unlawful Detainer	UD	5,707	▼	-15.7%	-1,064
	Garnishment	GA	5,685	▲	+18.0%	+868
	Other	OT	582	▲	-0.7%	-4
	Preliminary Protective Order	PP	475	▼	-14.7%	-82
	Protective Order	PO	346	▼	-7.5%	-28
	Bond Forfeiture	BF	317	▲	+51.7%	+108
	Show Cause	SC	279	▲	+13.0%	+32
	Motion for Judgment	MJ	234	▲	+21.2%	+41
	Admin License	AL	232	▼	-3.3%	-8
	Abstract	AJ	164	▼	-13.7%	-26
	Interrogatory	IN	134	▼	-20.7%	-35
	Detinue	DT	100	▼	-44.4%	-80
	Tenants Assertion	TA	66	▲	+26.9%	+14
	Counter Claim	CC	39	▲	+14.7%	+5
	Impoundment	IM	6	▼	-14.3%	-1
	Capias	CA	4	▼	-42.9%	-3
	Restricted Operators License	RL	3	▲	-	+3
	Petition-Restore Arms	PR	1	▼	-83.3%	-5
	Third Party Claim	TH	1	▼	-50.0%	-1
Total			24,019	▲	6.8%	+1,533
Civil Commitments	Mental Commitment	MC	1,206	▼	-13.6%	-190
	Temporary Detention Order	TD	922	▲	+19.4%	+150
	Emergency Custody Order	EC	449	▲	+140.1%	+262
	Other	OT	124	▲	+17.0%	+18
	Medical Emergency Temporary Detention Order	MT	35	▼	-16.7%	-7
	Medical Emergency Custody Order	ME	0	▼	-100.0%	-1
Total			2,736	▲	9.3%	+232
GRAND TOTAL			49,717	▲	13.6%	+5,961

* Compared to same time period as previous year

** Case Type Categories are defined in the 2017 Virginia Judicial Workload Assessment

The data reported reflect the case management system. The case types reported may not necessitate judicial involvement.

Dispositions by Major Case Category**

Category	Summary	Change	% Change	Absolute Change
Felony	1,776	▲	+27.2%	+380
Garnishment	5,819	▼	+16.7%	+833
General Civil	10,140	▼	+21.7%	+1,811
Infraction/Civil Violation	11,483	▲	+22.7%	+2,128
Involuntary Civil Commitments	124	▲	+17.0%	+18
Landlord /Tenant	5,773	▲	-15.4%	-1,050
Misdemeanor	8,896	▲	+21.7%	+1,585
Other	4,885	▲	+8.1%	+366
Protective Orders	821	▼	-11.8%	-110
GRAND TOTAL	49,717	▲	13.6%	+5,961

* Compared to same time period as previous year
 ** Case Type Categories are defined in the 2017 Virginia Judicial Workload Assessment
 The data reported reflect the case management system. The case types reported may not necessitate judicial involvement.
 1/14/2025 11:42:58AM Source: SCV-SQL-Information

2024 Overall GRAND TOTAL		Distribution of Caseload			Change*		Percentage (%) of Caseload		
1,541	+547 55.0%	Criminal	184	12%	3.4% ▲	+6	Criminal	2023 17.9%	2024 11.9%
2024	↑	Traffic	998	65%	91.9% ▲	+478	Traffic	52.3%	64.8%
2023		Civil	353	23%	19.7% ▲	+58	Civil	29.7%	22.9%
		Civil Commitments	6	0%	500.0% ▲	+5	Civil Commitments	0.1%	0.4%
		GRAND TOTAL	1,541	100%	55.0% ▲	+547	GRAND TOTAL	100%	100%

Dispositions by Division & Code

Division	Case Type Description	Code	Summary	Change	% Change	Absolute Change
Criminal	Misdemeanor	M	126	▼	-4.5%	-6
	Capias	CA	20	▲	+33.3%	+5
	Felony	F	18	▼	-14.3%	-3
	Civil Violation	CV	15	▲	+150.0%	+9
	Show Cause	SC	4	↔		-
	Restricted Operators License	RL	1	▲	-	+1
	Total			184	▲	3.4%
Traffic	Infraction	I	823	▲	+108.9%	+429
	Misdemeanor	M	157	▲	+45.4%	+49
	Show Cause	SC	10	▲	+42.9%	+3
	Capias	CA	5	▼	-28.6%	-2
	Restricted Operators License	RL	2	↔		-
	Felony	F	1	▼	-50.0%	-1
Total			998	▲	91.9%	+478
Civil	Warrant in Debt	WD	187	▲	+54.5%	+66
	Garnishment	GA	95	▼	-3.1%	-3
	Unlawful Detainer	UD	19	▼	-13.6%	-3
	Other	OT	16	▼	+6.7%	+1
	Preliminary Protective Order	PP	10	▼	-23.1%	-3
	Protective Order	PO	10	▼	-23.1%	-3
	Abstract	AJ	4	▲	+300.0%	+3
	Interrogatory	IN	4	▲	+300.0%	+3
	Detinue	DT	3	▲	+50.0%	+1
	Admin License	AL	1	↔		-
	Bond Forfeiture	BF	1	▼	-50.0%	-1
	Counter Claim	CC	1	▼	-66.7%	-2
	Motion for Judgment	MJ	1	▲	-	+1
	Show Cause	SC	1	↔		-
Tenants Assertion	TA	0	▼	-100.0%	-2	
Total			353	▲	19.7%	+58
Civil Commitments	Emergency Custody Order	EC	3	▲	-	+3
	Temporary Detention Order	TD	3	▲	+200.0%	+2
Total			6	▲	500.0%	+5
GRAND TOTAL			1,541	▲	55.0%	+547

Dispositions by Major Case Category**

Category	Summary	Change	% Change	Absolute Change
Felony	19	▼	-17.4%	-4
Garnishment	99	▲		0
General Civil	191	▲	+54.0%	+67
Infraction/Civil Violation	838	▲	+109.5%	+438
Landlord /Tenant	19	▼	-20.8%	-5
Misdemeanor	286	▲	+18.2%	+44
Other	69	▲	+23.2%	+13
Protective Orders	20	▼	-23.1%	-6

* Compared to same time period as previous year

** Case Type Categories are defined in the 2017 Virginia Judicial Workload Assessment

The data reported reflect the case management system. The case types reported may not necessitate judicial involvement.

GRAND TOTAL	1,541	▲	55.0%	+547
--------------------	--------------	---	-------	------

2024 Overall GRAND TOTAL		Distribution of Caseload			Change*		Percentage (%) of Caseload		
11,088	-722 -6.1%	Criminal	1,737	16%	5.1% ▲	+85	Criminal	2023 14.0%	2024 15.7%
2024		Traffic	7,016	63%	-10.3% ▼	-804	Traffic	66.2%	63.3%
2023		Civil	2,257	20%	0.6% ▲	+13	Civil	19.0%	20.4%
		Civil Commitments	78	1%	-17.0% ▼	-16	Civil Commitments	0.8%	0.7%
		GRAND TOTAL	11,088	100%	-6.1% ▼	-722	GRAND TOTAL	100%	100%

Dispositions by Division & Code

Division	Case Type Description	Code	Summary	Change	% Change	Absolute Change
Criminal	Misdemeanor	M	1,122	▲	+12.1%	+121
	Felony	F	312	▼	-17.0%	-64
	Capias	CA	151	▼	-3.8%	-6
	Show Cause	SC	88	▲	+37.5%	+24
	Civil Violation	CV	64	▲	+18.5%	+10
	Total			1,737	▲	5.1%
Traffic	Infraction	I	6,080	▼	-12.4%	-860
	Misdemeanor	M	867	▲	+7.3%	+59
	Civil Violation	CV	30	▲	-	+30
	Show Cause	SC	17	▼	-43.3%	-13
	Felony	F	13	▼	-23.5%	-4
	Capias	CA	7	▼	-65.0%	-13
	Restricted Operators License	RL	2	▼	-60.0%	-3
	Total			7,016	▼	-10.3%
Civil	Warrant in Debt	WD	952	▲	+8.9%	+78
	Garnishment	GA	489	▲	+8.2%	+37
	Unlawful Detainer	UD	253	▼	-14.5%	-43
	Other	OT	135	▼	-6.9%	-10
	Admin License	AL	120	▼	-9.8%	-13
	Preliminary Protective Order	PP	92	▼	-2.1%	-2
	Impoundment	IM	90	▲	+11.1%	+9
	Protective Order	PO	43	▼	-6.5%	-3
	Bond Forfeiture	BF	19	▲	+26.7%	+4
	Interrogatory	IN	15	▼	-37.5%	-9
	Abstract	AJ	10	▼	-28.6%	-4
	Detinue	DT	10	▼	-66.7%	-20
	Show Cause	SC	10	▲	+11.1%	+1
	Motion for Judgment	MJ	9	▼	-47.1%	-8
	Tenants Assertion	TA	4	↔	-	-
	Counter Claim	CC	2	▼	-66.7%	-4
	Petition-Restore Arms	PR	2	▲	+100.0%	+1
	Capias	CA	1	▲	-	+1
	Overweight	OC	1	▼	-66.7%	-2
Total			2,257	▲	0.6%	+13
Civil Commitments	Temporary Detention Order	TD	48	▼	-12.7%	-7
	Emergency Custody Order	EC	25	▼	-32.4%	-12
	Mental Commitment	MC	5	▲	+400.0%	+4
	Medical Emergency Temporary Detention Order	MT	0	▼	-100.0%	-1
	Total			78	▼	-17.0%
GRAND TOTAL			11,088	▼	-6.1%	-722

Dispositions by Major Case Category**

Category	Summary	Change	% Change	Absolute Change
Felony	325	▼	-17.3%	-68
Garnishment	504	▼	+5.9%	+28
General Civil	984	▼	+5.5%	+51
Infraction/Civil Violation	6,175	▲	-11.7%	-822

* Compared to same time period as previous year

** Case Type Categories are defined in the 2017 Virginia Judicial Workload Assessment

The data reported reflect the case management system. The case types reported may not necessitate judicial involvement.

CPSS - GCMS CASELOAD STATISTICS OF THE GENERAL DISTRICT COURTS
 January 2024 thru December 2024 Dispositions (Compared to January 2023 thru December 2023)

Landlord /Tenant	257	▼	-14.3%	-43
Misdemeanor	1,991	▼	+9.8%	+177
Other	717	▲	-5.3%	-40
Protective Orders	135	▼	-3.6%	-5
GRAND TOTAL	11,088	▼	-6.1%	-722

* Compared to same time period as previous year

** Case Type Categories are defined in the 2017 Virginia Judicial Workload Assessment

The data reported reflect the case management system. The case types reported may not necessitate judicial involvement.

2024 Overall GRAND TOTAL		Distribution of Caseload			Change*		Percentage (%) of Caseload		
4,591	+34 0.7%	Criminal	316	7%	1.0% ▲	+3	Criminal	2023 6.9%	2024 6.9%
2024	↑	Traffic	3,901	85%	-0.7% ▼	-28	Traffic	86.2%	85.0%
2023		Civil	369	8%	21.8% ▲	+66	Civil	6.6%	8.0%
		Civil Commitments	5	0%	-58.3% ▼	-7	Civil Commitments	0.3%	0.1%
		GRAND TOTAL	4,591	100%	0.7% ▲	+34	GRAND TOTAL	100%	100%

Dispositions by Division & Code

Division	Case Type Description	Code	Summary	Change	% Change	Absolute Change
Criminal	Misdemeanor	M	237	▲	+14.5%	+30
	Felony	F	42	▼	-2.3%	-1
	Capias	CA	22	▼	-29.0%	-9
	Civil Violation	CV	8	▲	+14.3%	+1
	Show Cause	SC	6	▼	-76.0%	-19
	Restricted Operators License	RL	1	▲	-	+1
	Total			316	▲	1.0%
Traffic	Infraction	I	3,396	▼	-1.8%	-63
	Misdemeanor	M	493	▲	+8.4%	+38
	Capias	CA	6	↔	-	-
	Show Cause	SC	4	▼	-20.0%	-1
	Restricted Operators License	RL	2	▼	-33.3%	-1
	Civil Violation	CV	0	▼	-100.0%	-1
	Total			3,901	▼	-0.7%
Civil	Warrant in Debt	WD	186	▲	+44.2%	+57
	Garnishment	GA	86	▲	+7.5%	+6
	Other	OT	29	▼	+3.6%	+1
	Admin License	AL	17	▲	+88.9%	+8
	Preliminary Protective Order	PP	15	▲	+36.4%	+4
	Unlawful Detainer	UD	14	▼	-36.4%	-8
	Protective Order	PO	11	▼	-8.3%	-1
	Detinue	DT	6	▲	+500.0%	+5
	Abstract	AJ	2	↔	-	-
	Impoundment	IM	2	▼	-66.7%	-4
	Counter Claim	CC	1	▲	-	+1
	Interrogatory	IN	0	▼	-100.0%	-1
	Petition-Restore Arms	PR	0	▼	-100.0%	-2
Total			369	▲	21.8%	+66
Civil Commitments	Temporary Detention Order	TD	5	▼	-54.5%	-6
	Emergency Custody Order	EC	0	▼	-100.0%	-1
	Total			5	▼	-58.3%
GRAND TOTAL			4,591	▲	0.7%	+34

Dispositions by Major Case Category**

Category	Summary	Change	% Change	Absolute Change
Felony	42	▼	-2.3%	-1
Garnishment	86	▼	+6.2%	+5
General Civil	195	▲	+43.4%	+59
Infraction/Civil Violation	3,404	▼	-1.8%	-63
Landlord /Tenant	14	▼	-36.4%	-8
Misdemeanor	733	▲	+10.2%	+68
Other	91	▲	-24.2%	-29
Protective Orders	26	▲	+13.0%	+3
GRAND TOTAL	4,591	▲	0.7%	+34

* Compared to same time period as previous year

** Case Type Categories are defined in the 2017 Virginia Judicial Workload Assessment

The data reported reflect the case management system. The case types reported may not necessitate judicial involvement.

2024 Overall GRAND TOTAL		Distribution of Caseload			Change*		Percentage (%) of Caseload		
5,337	+444 9.1%	Criminal	453	8%	6.8% ▲	+29	Criminal	2023 8.7%	2024 8.5%
2024		Traffic	3,962	74%	6.4% ▲	+239	Traffic	76.1%	74.2%
2023		Civil	910	17%	24.5% ▲	+179	Civil	14.9%	17.1%
		Civil Commitments	12	0%	-20.0% ▼	-3	Civil Commitments	0.3%	0.2%
		GRAND TOTAL	5,337	100%	9.1% ▲	+444	GRAND TOTAL	100%	100%

Dispositions by Division & Code

Division	Case Type Description	Code	Summary	Change	% Change	Absolute Change
Criminal	Misdemeanor	M	309	▲	+12.0%	+33
	Felony	F	89	▲	+23.6%	+17
	Capias	CA	28	▼	-15.2%	-5
	Show Cause	SC	15	▼	-42.3%	-11
	Civil Violation	CV	9	▼	-43.8%	-7
	Restricted Operators License	RL	3	▲	+200.0%	+2
	Total			453	▲	6.8%
Traffic	Infraction	I	3,456	▲	+8.0%	+257
	Misdemeanor	M	483	▼	-1.8%	-9
	Capias	CA	9	▼	-43.8%	-7
	Civil Violation	CV	6	↔		-
	Show Cause	SC	5	▼	-28.6%	-2
	Felony	F	3	▲	+50.0%	+1
	Restricted Operators License	RL	0	▼	-100.0%	-1
Total			3,962	▲	6.4%	+239
Civil	Warrant in Debt	WD	474	▲	+55.4%	+169
	Garnishment	GA	225	▲	+19.7%	+37
	Unlawful Detainer	UD	69	▼	-31.7%	-32
	Other	OT	68	▲	+25.9%	+14
	Preliminary Protective Order	PP	25	▲	+4.2%	+1
	Protective Order	PO	17	↔		-
	Admin License	AL	13	▼	-31.6%	-6
	Impoundment	IM	5	▼	-54.5%	-6
	Abstract	AJ	3	↔		-
	Counter Claim	CC	3	▲	+200.0%	+2
	Detinue	DT	3	▼	-25.0%	-1
	Interrogatory	IN	2	▼	-33.3%	-1
	Motion for Judgment	MJ	1	▲	-	+1
	Petition-Restore Arms	PR	1	▲	-	+1
	Show Cause	SC	1	▲	-	+1
Bond Forfeiture	BF	0	▼	-100.0%	-1	
Total			910	▲	24.5%	+179
Civil Commitments	Temporary Detention Order	TD	8	▲	+14.3%	+1
	Emergency Custody Order	EC	4	▼	-50.0%	-4
Total			12	▼	-20.0%	-3
GRAND TOTAL			5,337	▲	9.1%	+444

Dispositions by Major Case Category**

Category	Summary	Change	% Change	Absolute Change
Felony	92	▲	+24.3%	+18
Garnishment	227	▼	+18.8%	+36
General Civil	486	▲	+52.8%	+168
Infraction/Civil Violation	3,471	▼	+7.8%	+250
Landlord /Tenant	69	▼	-31.7%	-32
Misdemeanor	795	▲	+3.2%	+25
Other	155	▲	-12.4%	-22

* Compared to same time period as previous year

** Case Type Categories are defined in the 2017 Virginia Judicial Workload Assessment

The data reported reflect the case management system. The case types reported may not necessitate judicial involvement.

CPSS - GCMS CASELOAD STATISTICS OF THE GENERAL DISTRICT COURTS
January 2024 thru December 2024 Dispositions (Compared to January 2023 thru December 2023)

Protective Orders	42	▲	+2.4%	+1
GRAND TOTAL	5,337	▲	9.1%	+444

* Compared to same time period as previous year
** Case Type Categories are defined in the 2017 Virginia Judicial Workload Assessment
The data reported reflect the case management system. The case types reported may not necessitate judicial involvement.
1/14/2025 11:42:58AM Source: SCV-SQL-Information

2024 Overall GRAND TOTAL		Distribution of Caseload			Change*		Percentage (%) of Caseload			
1,909	+48 2.6%	Criminal	233	12%	-1.3%	▼	-3	Criminal	2023: 12.7%	2024: 12.2%
2024	↑	Traffic	1,320	69%	-2.5%	▼	-34	Traffic	72.8%	69.1%
2023		Civil	344	18%	35.4%	▲	+90	Civil	13.6%	18.0%
		Civil Commitments	12	1%	-29.4%	▼	-5	Civil Commitments	0.9%	0.6%
		GRAND TOTAL	1,909	100%	2.6%	▲	+48	GRAND TOTAL	100%	100%

Dispositions by Division & Code

Division	Case Type Description	Code	Summary	Change	% Change	Absolute Change
Criminal	Misdemeanor	M	169	▼	-4.0%	-7
	Felony	F	34	▼	-2.9%	-1
	Capias	CA	11	▲	+57.1%	+4
	Show Cause	SC	10	▲	+11.1%	+1
	Civil Violation	CV	9	↔		-
	Total			233	▼	-1.3%
Traffic	Infraction	I	1,087	▼	-1.4%	-15
	Misdemeanor	M	228	▼	-3.0%	-7
	Show Cause	SC	3	▼	-40.0%	-2
	Capias	CA	2	▼	-66.7%	-4
	Civil Violation	CV	0	▼	-100.0%	-1
	Felony	F	0	▼	-100.0%	-3
	Restricted Operators License	RL	0	▼	-100.0%	-2
	Total			1,320	▼	-2.5%
Civil	Warrant in Debt	WD	155	▲	+55.0%	+55
	Garnishment	GA	66	▲	+10.0%	+6
	Unlawful Detainer	UD	32	▼	-17.9%	-7
	Other	OT	28	▲	+100.0%	+14
	Admin License	AL	24	▲	+140.0%	+14
	Preliminary Protective Order	PP	14	▲	+180.0%	+9
	Protective Order	PO	9	▲	+125.0%	+5
	Detinue	DT	6	▲	+100.0%	+3
	Abstract	AJ	3	↔		-
	Impoundment	IM	3	▼	-25.0%	-1
	Interrogatory	IN	2	▼	-66.7%	-4
	Motion for Judgment	MJ	2	▲	-	+2
	Counter Claim	CC	0	▼	-100.0%	-1
	Show Cause	SC	0	▼	-100.0%	-4
	Tenants Assertion	TA	0	▼	-100.0%	-1
Total			344	▲	35.4%	+90
Civil Commitments	Temporary Detention Order	TD	8	▼	-11.1%	-1
	Emergency Custody Order	EC	4	▼	-50.0%	-4
	Total			12	▼	-29.4%
GRAND TOTAL			1,909	▲	2.6%	+48

Dispositions by Major Case Category**

Category	Summary	Change	% Change	Absolute Change
Felony	34	▼	-10.5%	-4
Garnishment	68	▼	+3.0%	+2
General Civil	166	▲	+58.1%	+61
Infraction/Civil Violation	1,096	▼	-1.4%	-16
Landlord /Tenant	32	▼	-20.0%	-8
Misdemeanor	397	▼	-3.9%	-16
Other	93	▼	+19.2%	+15
Protective Orders	23	▲	+155.6%	+14

* Compared to same time period as previous year

** Case Type Categories are defined in the 2017 Virginia Judicial Workload Assessment

The data reported reflect the case management system. The case types reported may not necessitate judicial involvement.

CPSS - GCMS CASELOAD STATISTICS OF THE GENERAL DISTRICT COURTS
January 2024 thru December 2024 Dispositions (Compared to January 2023 thru December 2023)

<i>GRAND TOTAL</i>	1,909	▲	2.6%	+48
---------------------------	--------------	---	------	-----

* Compared to same time period as previous year
** Case Type Categories are defined in the 2017 Virginia Judicial Workload Assessment
The data reported reflect the case management system. The case types reported may not necessitate judicial involvement.
1/14/2025 11:42:58AM Source: SCV-SQL-Information

2024 Overall GRAND TOTAL		Distribution of Caseload			Change*		Percentage (%) of Caseload		
2,172	+351 19.3%	Criminal	421	19%	45.2% ▲	+131	Criminal	2023 15.9%	2024 19.4%
2024	↑	Traffic	1,325	61%	14.7% ▲	+170	Traffic	63.4%	61.0%
2023		Civil	402	19%	14.9% ▲	+52	Civil	19.2%	18.5%
		Civil Commitments	24	1%	-7.7% ▼	-2	Civil Commitments	1.4%	1.1%
		GRAND TOTAL	2,172	100%	19.3% ▲	+351	GRAND TOTAL	100%	100%

Dispositions by Division & Code

Division	Case Type Description	Code	Summary	Change	% Change	Absolute Change
Criminal	Misdemeanor	M	327	▲	+64.3%	+128
	Felony	F	49	▲	+44.1%	+15
	Civil Violation	CV	20	▲	+81.8%	+9
	Capias	CA	15	▼	-28.6%	-6
	Show Cause	SC	10	▼	-60.0%	-15
	Total			421	▲	45.2%
Traffic	Infraction	I	1,090	▲	+16.0%	+150
	Misdemeanor	M	227	▲	+11.3%	+23
	Felony	F	3	▼	-25.0%	-1
	Show Cause	SC	3	▼	-25.0%	-1
	Capias	CA	1	▼	-50.0%	-1
	Civil Violation	CV	1	▲	-	+1
	Restricted Operators License	RL	0	▼	-100.0%	-1
	Total			1,325	▲	14.7%
Civil	Warrant in Debt	WD	193	▲	+34.0%	+49
	Garnishment	GA	76	▲	+52.0%	+26
	Other	OT	36	▼	-12.2%	-5
	Unlawful Detainer	UD	27	▼	-43.8%	-21
	Admin License	AL	18	↔	-	-
	Preliminary Protective Order	PP	16	▼	-23.8%	-5
	Protective Order	PO	10	▼	-9.1%	-1
	Detinue	DT	7	▲	+16.7%	+1
	Impoundment	IM	6	↔	-	-
	Abstract	AJ	3	▲	+50.0%	+1
	Bond Forfeiture	BF	2	▲	-	+2
	Interrogatory	IN	2	▲	+100.0%	+1
	Motion for Judgment	MJ	2	▲	-	+2
	Petition-Restore Arms	PR	2	▲	-	+2
	Show Cause	SC	1	▼	-50.0%	-1
Tenants Assertion	TA	1	▲	-	+1	
Total			402	▲	14.9%	+52
Civil Commitments	Temporary Detention Order	TD	16	▼	-23.8%	-5
	Emergency Custody Order	EC	8	▲	+60.0%	+3
Total			24	▼	-7.7%	-2
GRAND TOTAL			2,172	▲	19.3%	+351

Dispositions by Major Case Category**

Category	Summary	Change	% Change	Absolute Change
Felony	52	▲	+36.8%	+14
Garnishment	78	▲	+52.9%	+27
General Civil	208	▲	+35.1%	+54
Infraction/Civil Violation	1,111	▲	+16.8%	+160
Landlord /Tenant	28	▲	-41.7%	-20
Misdemeanor	554	▼	+37.1%	+150
Other	115	▲	-19.6%	-28
Protective Orders	26	▼	-18.8%	-6

* Compared to same time period as previous year

** Case Type Categories are defined in the 2017 Virginia Judicial Workload Assessment

The data reported reflect the case management system. The case types reported may not necessitate judicial involvement.

CPSS - GCMS CASELOAD STATISTICS OF THE GENERAL DISTRICT COURTS
January 2024 thru December 2024 Dispositions (Compared to January 2023 thru December 2023)

<i>GRAND TOTAL</i>	2,172	▲	19.3%	+351
---------------------------	--------------	---	-------	------

* Compared to same time period as previous year
** Case Type Categories are defined in the 2017 Virginia Judicial Workload Assessment
The data reported reflect the case management system. The case types reported may not necessitate judicial involvement.
1/14/2025 11:42:58AM Source: SCV-SQL-Information

2024 Overall GRAND TOTAL		Distribution of Caseload			Change*		Percentage (%) of Caseload		
11,079	-1,131 -9.3%	Criminal	1,302	12%	27.5% ▲	+281	Criminal	2023 8.4%	2024 11.8%
2024		Traffic	8,527	77%	-17.0% ▼	-1,742	Traffic	84.1%	77.0%
2023		Civil	1,238	11%	36.9% ▲	+334	Civil	7.4%	11.2%
		Civil Commitments	12	0%	-25.0% ▼	-4	Civil Commitments	0.1%	0.1%
		GRAND TOTAL	11,079	100%	-9.3% ▼	-1,131	GRAND TOTAL	100%	100%

Dispositions by Division & Code

Division	Case Type Description	Code	Summary	Change	% Change	Absolute Change
Criminal	Misdemeanor	M	733	▲	+23.2%	+138
	Felony	F	340	▲	+19.7%	+56
	Capias	CA	127	▲	+54.9%	+45
	Show Cause	SC	52	▲	+92.6%	+25
	Civil Violation	CV	50	▲	+51.5%	+17
	Total			1,302	▲	27.5%
Traffic	Infraction	I	5,363	▼	-23.7%	-1,663
	Misdemeanor	M	2,894	▼	-2.8%	-82
	Capias	CA	149	▼	-6.9%	-11
	Show Cause	SC	80	▲	+5.3%	+4
	Civil Violation	CV	23	▲	+1,050.0%	+21
	Felony	F	18	▼	-37.9%	-11
Total			8,527	▼	-17.0%	-1,742
Civil	Warrant in Debt	WD	650	▲	+52.2%	+223
	Garnishment	GA	288	▲	+32.7%	+71
	Admin License	AL	93	▲	+20.8%	+16
	Other	OT	51	▼	+2.0%	+1
	Unlawful Detainer	UD	35	▼	-10.3%	-4
	Preliminary Protective Order	PP	34	▲	+78.9%	+15
	Bond Forfeiture	BF	19	▲	+280.0%	+14
	Impoundment	IM	17	▼	-39.3%	-11
	Abstract	AJ	12	▲	+71.4%	+5
	Protective Order	PO	12	↔		-
	Interrogatory	IN	10	▲	+100.0%	+5
	Detinue	DT	6	▲	+500.0%	+5
	Show Cause	SC	6	▼	-14.3%	-1
	Motion for Judgment	MJ	5	↔		-
	Counter Claim	CC	0	▼	-100.0%	-3
	Tenants Assertion	TA	0	▼	-100.0%	-2
Total			1,238	▲	36.9%	+334
Civil Commitments	Emergency Custody Order	EC	8	▲	+14.3%	+1
	Temporary Detention Order	TD	4	▼	-33.3%	-2
	Mental Commitment	MC	0	▼	-100.0%	-1
	Petition	PT	0	▼	-100.0%	-2
Total			12	▼	-25.0%	-4
GRAND TOTAL			11,079	▼	-9.3%	-1,131

Dispositions by Major Case Category**

Category	Summary	Change	% Change	Absolute Change
Felony	358	▼	+14.4%	+45
Garnishment	298	▲	+34.2%	+76
General Civil	676	▲	+48.6%	+221
Infraction/Civil Violation	5,436	▲	-23.0%	-1,625
Involuntary Civil Commitments	0	▼	-100.0%	-2
Landlord /Tenant	35	▼	-14.6%	-6
Misdemeanor	3,627	▲	+1.6%	+56

* Compared to same time period as previous year

** Case Type Categories are defined in the 2017 Virginia Judicial Workload Assessment

The data reported reflect the case management system. The case types reported may not necessitate judicial involvement.

CPSS - GCMS CASELOAD STATISTICS OF THE GENERAL DISTRICT COURTS
 January 2024 thru December 2024 Dispositions (Compared to January 2023 thru December 2023)

New Kent

District: 9 FIPS: 127

Other	603	▲	+17.3%	+89
Protective Orders	46	▲	+48.4%	+15
GRAND TOTAL	11,079	▼	-9.3%	-1,131

* Compared to same time period as previous year

** Case Type Categories are defined in the 2017 Virginia Judicial Workload Assessment

The data reported reflect the case management system. The case types reported may not necessitate judicial involvement.

2024 Overall GRAND TOTAL		Distribution of Caseload			Change*		Percentage (%) of Caseload		
20,178	+4,410 28.0%	Criminal	2,863	14%	5.4% ▲	+146	Criminal	2023 17.2%	2024 14.2%
2024	↑	Traffic	10,231	51%	56.6% ▲	+3,699	Traffic	41.4%	50.7%
2023		Civil	4,843	24%	12.5% ▲	+538	Civil	27.3%	24.0%
		Civil Commitments	2,241	11%	1.2% ▲	+27	Civil Commitments	14.0%	11.1%
		GRAND TOTAL	20,178	100%	28.0% ▲	+4,410	GRAND TOTAL	100%	100%

Dispositions by Division & Code

Division	Case Type Description	Code	Summary	Change	% Change	Absolute Change
Criminal	Misdemeanor	M	1,624	▲	+1.8%	+28
	Felony	F	597	▲	+20.6%	+102
	Capias	CA	373	▲	+12.0%	+40
	Show Cause	SC	178	▼	-6.8%	-13
	Civil Violation	CV	59	▼	-6.3%	-4
	Motion	MO	32	▼	-17.9%	-7
	Total			2,863	▲	5.4%
Traffic	Infraction	I	7,835	▲	+63.2%	+3,033
	Misdemeanor	M	2,153	▲	+41.6%	+633
	Capias	CA	86	▲	+21.1%	+15
	Show Cause	SC	70	▼	-20.5%	-18
	Civil Violation	CV	46	▲	+187.5%	+30
	Felony	F	37	▲	+12.1%	+4
	Other	O	2	▲	-	+2
	Motion	MO	1	▲	-	+1
	Restricted Operators License	RL	1	▼	-50.0%	-1
Total			10,231	▲	56.6%	+3,699
Civil	Warrant in Debt	WD	2,060	▲	+54.7%	+728
	Unlawful Detainer	UD	1,024	▼	-13.3%	-157
	Garnishment	GA	982	▲	+4.2%	+40
	Other	OT	182	▲	-24.2%	-58
	Preliminary Protective Order	PP	115	▼	-9.4%	-12
	Protective Order	PO	104	▼	-5.5%	-6
	Admin License	AL	102	▼	-15.7%	-19
	Interrogatory	IN	74	▲	+42.3%	+22
	Show Cause	SC	46	▲	+58.6%	+17
	Impoundment	IM	38	▲	+100.0%	+19
	Motion for Judgment	MJ	26	▼	-55.2%	-32
	Bond Forfeiture	BF	22	▲	+2,100.0%	+21
	Detinue	DT	19	▲	+90.0%	+9
	Abstract	AJ	17	▼	-64.6%	-31
	Tenants Assertion	TA	17	▼	-19.0%	-4
	Counter Claim	CC	7	↔	-	-
	Capias	CA	4	▲	-	+4
	Petition-Restore Arms	PR	3	▲	+200.0%	+2
Overweight	OC	1	▼	-83.3%	-5	
Total			4,843	▲	12.5%	+538
Civil Commitments	Mental Commitment	MC	1,400	▲	+1.4%	+20
	Other	OT	585	▲	+0.9%	+5
	Temporary Detention Order	TD	185	▼	-8.4%	-17
	Emergency Custody Order	EC	71	▲	+36.5%	+19
	Total			2,241	▲	1.2%
GRAND TOTAL			20,178	▲	28.0%	+4,410

* Compared to same time period as previous year
 ** Case Type Categories are defined in the 2017 Virginia Judicial Workload Assessment
 The data reported reflect the case management system. The case types reported may not necessitate judicial involvement.
 1/14/2025 11:42:58AM Source: SCV-SQL-Information

Dispositions by Major Case Category**

Category	Summary	Change	% Change	Absolute Change
Felony	634	▲	+20.1%	+106
Garnishment	1,056	▲	+6.2%	+62
General Civil	2,136	▲	+51.2%	+723
Infraction/Civil Violation	7,943	▲	+62.5%	+3,056
Involuntary Civil Commitments	585	▲	+0.9%	+5
Landlord /Tenant	1,041	▼	-13.4%	-161
Misdemeanor	3,778	▼	+21.2%	+660
Other	2,786	▲	-0.8%	-23
Protective Orders	219	▼	-7.6%	-18
GRAND TOTAL	20,178	▲	28.0%	+4,410

* Compared to same time period as previous year

** Case Type Categories are defined in the 2017 Virginia Judicial Workload Assessment

The data reported reflect the case management system. The case types reported may not necessitate judicial involvement.

2024 Overall GRAND TOTAL		Distribution of Caseload			Change*		Percentage (%) of Caseload		
21,815	+3,305 17.9%	Criminal	2,507	11%	7.3% ▲	+171	Criminal	2023 12.6%	2024 11.5%
2024		Traffic	15,006	69%	21.3% ▲	+2,630	Traffic	66.9%	68.8%
2023		Civil	4,178	19%	12.5% ▲	+463	Civil	20.1%	19.2%
		Civil Commitments	124	1%	49.4% ▲	+41	Civil Commitments	0.4%	0.6%
		GRAND TOTAL	21,815	100%	17.9% ▲	+3,305	GRAND TOTAL	100%	100%

Dispositions by Division & Code

Division	Case Type Description	Code	Summary	Change	% Change	Absolute Change
Criminal	Misdemeanor	M	1,452	▲	+1.1%	+16
	Felony	F	634	▲	+17.0%	+92
	Capias	CA	249	▲	+17.5%	+37
	Show Cause	SC	111	▲	+3.7%	+4
	Civil Violation	CV	61	▲	+56.4%	+22
	Total			2,507	▲	7.3%
Traffic	Infraction	I	11,693	▲	+21.7%	+2,083
	Misdemeanor	M	3,216	▲	+21.2%	+562
	Capias	CA	53	▼	-5.4%	-3
	Felony	F	30	▲	+3.4%	+1
	Show Cause	SC	13	▼	-43.5%	-10
	Restricted Operators License	RL	1	▼	-66.7%	-2
	Civil Violation	CV	0	▼	-100.0%	-1
Total			15,006	▲	21.3%	+2,630
Civil	Warrant in Debt	WD	1,789	▲	+37.5%	+488
	Garnishment	GA	972	▼	-6.7%	-70
	Unlawful Detainer	UD	653	▼	-13.7%	-104
	Other	OT	214	▲	+33.8%	+54
	Admin License	AL	118	▲	+66.2%	+47
	Impoundment	IM	100	▲	+112.8%	+53
	Preliminary Protective Order	PP	83	▲	+10.7%	+8
	Protective Order	PO	63	▼	-23.2%	-19
	Abstract	AJ	60	▲	+53.8%	+21
	Motion for Judgment	MJ	35	▼	-25.5%	-12
	Interrogatory	IN	28	▲	+16.7%	+4
	Zoning Violation	ZO	23	▼	-34.3%	-12
	Show Cause	SC	14	▲	+7.7%	+1
	Detinue	DT	11	▲	+266.7%	+8
	Tenants Assertion	TA	8	▲	+14.3%	+1
	Counter Claim	CC	3	↔		-
	Petition-Restore Arms	PR	2	↔		-
	Capias	CA	1	▼	-50.0%	-1
	Overweight	OC	1	▼	-66.7%	-2
	Restricted Operators License	RL	0	▼	-100.0%	-1
Third Party Claim	TH	0	▼	-100.0%	-1	
Total			4,178	▲	12.5%	+463
Civil Commitments	Temporary Detention Order	TD	82	▲	+57.7%	+30
	Emergency Custody Order	EC	38	▲	+65.2%	+15
	Medical Emergency Temporary Detention Order	MT	4	▼	-50.0%	-4
	Total			124	▲	49.4%
GRAND TOTAL			21,815	▲	17.9%	+3,305

Dispositions by Major Case Category**

Category	Summary	Change	% Change	Absolute Change
Felony	664	▲	+16.3%	+93
Garnishment	1,000	▲	-6.2%	-66
General Civil	1,861	▲	+36.3%	+496

* Compared to same time period as previous year

** Case Type Categories are defined in the 2017 Virginia Judicial Workload Assessment

The data reported reflect the case management system. The case types reported may not necessitate judicial involvement.

CPSS - GCMS CASELOAD STATISTICS OF THE GENERAL DISTRICT COURTS
 January 2024 thru December 2024 Dispositions (Compared to January 2023 thru December 2023)

Infraction/Civil Violation	11,755	▼	+21.8%	+2,102
Landlord /Tenant	661	▲	-13.5%	-103
Misdemeanor	4,692	▼	+13.6%	+563
Other	1,036	▲	+28.7%	+231
Protective Orders	146	▼	-7.0%	-11
GRAND TOTAL	21,815	▲	17.9%	+3,305

* Compared to same time period as previous year

** Case Type Categories are defined in the 2017 Virginia Judicial Workload Assessment

The data reported reflect the case management system. The case types reported may not necessitate judicial involvement.

2024 Overall GRAND TOTAL		Distribution of Caseload			Change*		Percentage (%) of Caseload		
4,917	+543 12.4%	Criminal	487	10%	-30.5% ▼	-214	Criminal	2023 16.0%	2024 9.9%
2024		Traffic	3,311	67%	17.1% ▲	+483	Traffic	64.7%	67.3%
2023		Civil	1,094	22%	33.3% ▲	+273	Civil	18.8%	22.2%
		Civil Commitments	25	1%	4.2% ▲	+1	Civil Commitments	0.5%	0.5%
		GRAND TOTAL	4,917	100%	12.4% ▲	+543	GRAND TOTAL	100%	100%

Dispositions by Division & Code

Division	Case Type Description	Code	Summary	Change	% Change	Absolute Change
Criminal	Misdemeanor	M	259	▼	-40.7%	-178
	Felony	F	112	▼	-4.3%	-5
	Capias	CA	59	▲	+5.4%	+3
	Show Cause	SC	34	▼	-37.0%	-20
	Civil Violation	CV	23	▼	-37.8%	-14
	Total			487	▼	-30.5%
Traffic	Infraction	I	2,838	▲	+22.6%	+523
	Misdemeanor	M	436	▼	-6.0%	-28
	Show Cause	SC	15	▼	-21.1%	-4
	Capias	CA	12	▼	-20.0%	-3
	Felony	F	10	▼	-33.3%	-5
	Total			3,311	▲	17.1%
Civil	Warrant in Debt	WD	544	▲	+75.5%	+234
	Garnishment	GA	248	▼	-1.6%	-4
	Detinue	DT	72	▲	+63.6%	+28
	Unlawful Detainer	UD	49	▼	-24.6%	-16
	Other	OT	45	▲	+4.7%	+2
	Preliminary Protective Order	PP	38	▲	+35.7%	+10
	Protective Order	PO	36	▲	+38.5%	+10
	Show Cause	SC	19	▲	+137.5%	+11
	Admin License	AL	17	▼	-41.4%	-12
	Impoundment	IM	6	↔		-
	Bond Forfeiture	BF	5	▲	+66.7%	+2
	Abstract	AJ	4	▼	-33.3%	-2
	Interrogatory	IN	4	▲	-	+4
	Zoning Violation	ZO	4	▲	-	+4
	Capias	CA	1	▲	-	+1
	Motion for Judgment	MJ	1	▲	-	+1
	Restricted Operators License	RL	1	▲	-	+1
	Petition-Restore Arms	PR	0	▼	-100.0%	-1
Total			1,094	▲	33.3%	+273
Civil Commitments	Emergency Custody Order	EC	15	▲	+50.0%	+5
	Temporary Detention Order	TD	9	▼	-25.0%	-3
	Mental Commitment	MC	1	▼	-50.0%	-1
Total			25	▲	4.2%	+1
GRAND TOTAL			4,917	▲	12.4%	+543

Dispositions by Major Case Category**

Category	Summary	Change	% Change	Absolute Change
Felony	122	▼	-7.6%	-10
Garnishment	252	▲		0
General Civil	621	▲	+74.4%	+265
Infraction/Civil Violation	2,861	▼	+21.6%	+509
Landlord /Tenant	49	▼	-24.6%	-16
Misdemeanor	700	▲	-22.3%	-201
Other	238	▲	-9.2%	-24

* Compared to same time period as previous year

** Case Type Categories are defined in the 2017 Virginia Judicial Workload Assessment

The data reported reflect the case management system. The case types reported may not necessitate judicial involvement.

CPSS - GCMS CASELOAD STATISTICS OF THE GENERAL DISTRICT COURTS
 January 2024 thru December 2024 Dispositions (Compared to January 2023 thru December 2023)

Protective Orders	74	▲	+37.0%	+20
GRAND TOTAL	4,917	▲	12.4%	+543

* Compared to same time period as previous year
 ** Case Type Categories are defined in the 2017 Virginia Judicial Workload Assessment
 The data reported reflect the case management system. The case types reported may not necessitate judicial involvement.
 1/14/2025 11:42:58AM Source: SCV-SQL-Information

2024 Overall GRAND TOTAL		Distribution of Caseload			Change*		Percentage (%) of Caseload		
4,122	+688 20.0%	Criminal	605	15%	10.6% ▲	+58	Criminal	2023 15.9%	2024 14.7%
2024		Traffic	2,714	66%	20.2% ▲	+457	Traffic	65.7%	65.8%
2023		Civil	773	19%	29.7% ▲	+177	Civil	17.4%	18.8%
		Civil Commitments	30	1%	-11.8% ▼	-4	Civil Commitments	1.0%	0.7%
		GRAND TOTAL	4,122	100%	20.0% ▲	+688	GRAND TOTAL	100%	100%

Dispositions by Division & Code

Division	Case Type Description	Code	Summary	Change	% Change	Absolute Change
Criminal	Misdemeanor	M	354	▲	+9.3%	+30
	Felony	F	151	▲	+4.1%	+6
	Show Cause	SC	51	▲	+18.6%	+8
	Capias	CA	36	▲	+50.0%	+12
	Civil Violation	CV	13	▲	+18.2%	+2
	Total			605	▲	10.6%
Traffic	Infraction	I	2,151	▲	+15.9%	+295
	Misdemeanor	M	546	▲	+39.6%	+155
	Show Cause	SC	8	↔	-	-
	Civil Violation	CV	4	▲	-	+4
	Capias	CA	3	▲	+200.0%	+2
	Felony	F	2	▲	+100.0%	+1
	Total			2,714	▲	20.2%
Civil	Warrant in Debt	WD	374	▲	+76.4%	+162
	Garnishment	GA	146	▲	+5.0%	+7
	Other	OT	65	▲	+14.0%	+8
	Impoundment	IM	46	▲	+53.3%	+16
	Unlawful Detainer	UD	38	▼	-41.5%	-27
	Preliminary Protective Order	PP	31	▼	-6.1%	-2
	Admin License	AL	29	▲	+20.8%	+5
	Protective Order	PO	24	▲	+41.2%	+7
	Detinue	DT	11	▲	+37.5%	+3
	Show Cause	SC	3	▼	-40.0%	-2
	Interrogatory	IN	2	▲	+100.0%	+1
	Motion for Judgment	MJ	2	▼	-33.3%	-1
	Bond Forfeiture	BF	1	▲	-	+1
	Petition-Restore Arms	PR	1	▲	-	+1
	Overweight	OC	0	▼	-100.0%	-1
	Restricted Operators License	RL	0	▼	-100.0%	-1
Total			773	▲	29.7%	+177
Civil Commitments	Temporary Detention Order	TD	25	↔	-	-
	Emergency Custody Order	EC	4	▼	-42.9%	-3
	Mental Commitment	MC	1	▲	-	+1
	Other	OT	0	▼	-100.0%	-1
	Petition	PT	0	▼	-100.0%	-1
Total			30	▼	-11.8%	-4
GRAND TOTAL			4,122	▲	20.0%	+688

Dispositions by Major Case Category**

Category	Summary	Change	% Change	Absolute Change
Felony	153	▲	+4.8%	+7
Garnishment	148	▲	+5.7%	+8
General Civil	391	▲	+73.0%	+165
Infraction/Civil Violation	2,168	▲	+16.1%	+300
Involuntary Civil Commitments	0	▼	-100.0%	-2
Landlord /Tenant	38	▼	-41.5%	-27

* Compared to same time period as previous year

** Case Type Categories are defined in the 2017 Virginia Judicial Workload Assessment

The data reported reflect the case management system. The case types reported may not necessitate judicial involvement.

CPSS - GCMS CASELOAD STATISTICS OF THE GENERAL DISTRICT COURTS
 January 2024 thru December 2024 Dispositions (Compared to January 2023 thru December 2023)

Misdemeanor	900	▼	+25.7%	+184
Other	269	▲	+21.7%	+48
Protective Orders	55	▲	+10.0%	+5
GRAND TOTAL	4,122	▲	20.0%	+688

* Compared to same time period as previous year

** Case Type Categories are defined in the 2017 Virginia Judicial Workload Assessment

The data reported reflect the case management system. The case types reported may not necessitate judicial involvement.

2024 Overall GRAND TOTAL		Distribution of Caseload			Change*		Percentage (%) of Caseload		
3,756	-2,215 -37.1%	Criminal	444	12%	11.3% ▲	+45	Criminal	2023 6.7%	2024 11.8%
2024		Traffic	2,666	71%	-46.2% ▼	-2,288	Traffic	83.0%	71.0%
2023		Civil	629	17%	4.7% ▲	+28	Civil	10.1%	16.7%
		Civil Commitments	17	0%	0.0%	0	Civil Commitments	0.3%	0.5%
		GRAND TOTAL	3,756	100%	-37.1% ▼	-2,215	GRAND TOTAL	100%	100%

Dispositions by Division & Code

Division	Case Type Description	Code	Summary	Change	% Change	Absolute Change
Criminal	Misdemeanor	M	249	▲	+14.2%	+31
	Felony	F	125	▲	+23.8%	+24
	Show Cause	SC	42	▲	+31.3%	+10
	Capias	CA	25	▼	-45.7%	-21
	Civil Violation	CV	3	▲	+50.0%	+1
	Total			444	▲	11.3%
Traffic	Infraction	I	2,172	▼	-49.3%	-2,114
	Misdemeanor	M	460	▼	-21.4%	-125
	Show Cause	SC	16	▼	-44.8%	-13
	Capias	CA	10	▼	-78.3%	-36
	Felony	F	8	↔		-
	Total			2,666	▼	-46.2%
Civil	Warrant in Debt	WD	359	▲	+21.7%	+64
	Garnishment	GA	138	▲	+16.9%	+20
	Other	OT	43	▼	-18.9%	-10
	Unlawful Detainer	UD	23	▼	-55.8%	-29
	Bond Forfeiture	BF	13	▲	+85.7%	+6
	Impoundment	IM	13	▼	-13.3%	-2
	Preliminary Protective Order	PP	10	▼	-47.4%	-9
	Protective Order	PO	10	▼	-50.0%	-10
	Admin License	AL	9	▼	-25.0%	-3
	Detinue	DT	5	▲	+400.0%	+4
	Abstract	AJ	2	▲	+100.0%	+1
	Overweight	OC	2	▲	-	+2
	Petition-Restore Arms	PR	1	▲	-	+1
	Tenants Assertion	TA	1	▲	-	+1
	Interrogatory	IN	0	▼	-100.0%	-3
	Show Cause	SC	0	▼	-100.0%	-5
Total			629	▲	4.7%	+28
Civil Commitments	Temporary Detention Order	TD	14	▼	-6.7%	-1
	Emergency Custody Order	EC	3	▲	+50.0%	+1
	Total			17		0.0%
GRAND TOTAL			3,756	▼	-37.1%	-2,215

Dispositions by Major Case Category**

Category	Summary	Change	% Change	Absolute Change
Felony	133	▲	+22.0%	+24
Garnishment	138	▼	+14.0%	+17
General Civil	366	▲	+22.0%	+66
Infraction/Civil Violation	2,177	▲	-49.2%	-2,111
Landlord /Tenant	24	▲	-53.8%	-28
Misdemeanor	709	▼	-11.7%	-94
Other	189	▼	-27.0%	-70
Protective Orders	20	▼	-48.7%	-19
GRAND TOTAL	3,756	▼	-37.1%	-2,215

* Compared to same time period as previous year

** Case Type Categories are defined in the 2017 Virginia Judicial Workload Assessment

The data reported reflect the case management system. The case types reported may not necessitate judicial involvement.

2024 Overall GRAND TOTAL		Distribution of Caseload			Change*		Percentage (%) of Caseload		
3,301	-409 -11.0%	Criminal	246	7%	2.1% ▲	+5	Criminal	2023 6.5%	2024 7.5%
2024		Traffic	2,530	77%	-16.1% ▼	-487	Traffic	81.3%	76.6%
2023		Civil	511	15%	18.6% ▲	+80	Civil	11.6%	15.5%
		Civil Commitments	14	0%	-33.3% ▼	-7	Civil Commitments	0.6%	0.4%
		GRAND TOTAL	3,301	100%	-11.0% ▼	-409	GRAND TOTAL	100%	100%

Dispositions by Division & Code

Division	Case Type Description	Code	Summary	Change	% Change	Absolute Change
Criminal	Misdemeanor	M	184	▲	+15.7%	+25
	Felony	F	31	▼	-34.0%	-16
	Capias	CA	15	▲	+50.0%	+5
	Show Cause	SC	14	↔		-
	Civil Violation	CV	2	▼	-81.8%	-9
	Total			246	▲	2.1%
Traffic	Infraction	I	2,155	▼	-17.1%	-443
	Misdemeanor	M	360	▼	-9.8%	-39
	Capias	CA	7	▲	+16.7%	+1
	Show Cause	SC	7	▼	-46.2%	-6
	Felony	F	1	↔		-
	Total			2,530	▼	-16.1%
Civil	Warrant in Debt	WD	260	▲	+69.9%	+107
	Garnishment	GA	104	▼	-23.5%	-32
	Other	OT	44	▼	+46.7%	+14
	Unlawful Detainer	UD	35	▼	-41.7%	-25
	Preliminary Protective Order	PP	27	▲	+35.0%	+7
	Protective Order	PO	18	▲	+500.0%	+15
	Abstract	AJ	4	▲	-	+4
	Admin License	AL	4	▼	-55.6%	-5
	Impoundment	IM	4	▼	-63.6%	-7
	Detinue	DT	3	↔		-
	Interrogatory	IN	2	↔		-
	Show Cause	SC	2	↔		-
	Capias	CA	1	▲	-	+1
	Overweight	OC	1	↔		-
	Petition to Require Blood Test	BT	1	▲	-	+1
	Restricted Operators License	RL	1	▲	-	+1
	Motion for Judgment	MJ	0	▼	-100.0%	-1
Total			511	▲	18.6%	+80
Civil Commitments	Temporary Detention Order	TD	9	▼	-43.8%	-7
	Emergency Custody Order	EC	5	↔		-
	Total		14	▼	-33.3%	-7
GRAND TOTAL			3,301	▼	-11.0%	-409

Dispositions by Major Case Category**

Category	Summary	Change	% Change	Absolute Change
Felony	32	▼	-33.3%	-16
Garnishment	106	▼	-23.2%	-32
General Civil	263	▼	+65.4%	+104
Infraction/Civil Violation	2,158	▼	-17.3%	-452
Landlord /Tenant	35	▼	-41.7%	-25
Misdemeanor	545	▲	-2.3%	-13
Other	117	▲	+2.6%	+3
Protective Orders	45	▲	+95.7%	+22

* Compared to same time period as previous year

** Case Type Categories are defined in the 2017 Virginia Judicial Workload Assessment

The data reported reflect the case management system. The case types reported may not necessitate judicial involvement.


CPSS - GCMS CASELOAD STATISTICS OF THE GENERAL DISTRICT COURTS
January 2024 thru December 2024 Dispositions (Compared to January 2023 thru December 2023)

Cumberland

District: 10 FIPS: 049

<i>GRAND TOTAL</i>	3,301	▼	-11.0%	-409
---------------------------	--------------	---	--------	------

* Compared to same time period as previous year
** Case Type Categories are defined in the 2017 Virginia Judicial Workload Assessment
The data reported reflect the case management system. The case types reported may not necessitate judicial involvement.
1/14/2025 11:42:58AM Source: SCV-SQL-Information

2024 Overall GRAND TOTAL		Distribution of Caseload			Change*		Percentage (%) of Caseload		
10,359	-553 -5.1%	Criminal	1,673	16%	4.7% ▲	+75	Criminal	2023 14.6%	2024 16.2%
		Traffic	6,550	63%	-11.1% ▼	-819	Traffic	67.5%	63.2%
		Civil	2,039	20%	9.6% ▲	+178	Civil	17.1%	19.7%
		Civil Commitments	97	1%	15.5% ▲	+13	Civil Commitments	0.8%	0.9%
		GRAND TOTAL	10,359	100%	-5.1% ▼	-553	GRAND TOTAL	100%	100%

Dispositions by Division & Code

Division	Case Type Description	Code	Summary	Change	% Change	Absolute Change
Criminal	Misdemeanor	M	925	▲	+6.6%	+57
	Felony	F	353	▼	-4.6%	-17
	Capias	CA	177	▲	+12.0%	+19
	Show Cause	SC	165	▲	+27.9%	+36
	Civil Violation	CV	36	▼	-36.8%	-21
	Restricted Operators License	RL	17	▲	+21.4%	+3
	Motion	MO	0	▼	-100.0%	-2
	Total			1,673	▲	4.7%
Traffic	Infraction	I	5,064	▼	-15.0%	-897
	Misdemeanor	M	1,340	▲	+6.2%	+78
	Capias	CA	65	▲	+12.1%	+7
	Show Cause	SC	65	▲	+6.6%	+4
	Restricted Operators License	RL	8	↔	-	-
	Felony	F	6	▼	-68.4%	-13
	Civil Violation	CV	1	▲	-	+1
	Motion	MO	1	▲	-	+1
Total			6,550	▼	-11.1%	-819
Civil	Warrant in Debt	WD	943	▲	+32.3%	+230
	Garnishment	GA	550	▲	+5.4%	+28
	Other	OT	138	▲	+1.5%	+2
	Unlawful Detainer	UD	108	▼	-27.5%	-41
	Detinue	DT	76	▼	-30.9%	-34
	Admin License	AL	65	▼	-13.3%	-10
	Preliminary Protective Order	PP	64	▲	+3.2%	+2
	Protective Order	PO	33	▲	+57.1%	+12
	Bond Forfeiture	BF	22	▼	-12.0%	-3
	Impoundment	IM	15	▼	-48.3%	-14
	Interrogatory	IN	8	▲	+700.0%	+7
	Show Cause	SC	6	▲	+200.0%	+4
	Abstract	AJ	4	▼	-55.6%	-5
	Petition-Restore Arms	PR	4	▲	+33.3%	+1
	Motion for Judgment	MJ	2	↔	-	-
	Capias	CA	1	▲	-	+1
	Overweight	OC	0	▼	-100.0%	-1
Tenants Assertion	TA	0	▼	-100.0%	-1	
Total			2,039	▲	9.6%	+178
Civil Commitments	Temporary Detention Order	TD	62	▲	+8.8%	+5
	Emergency Custody Order	EC	34	▲	+36.0%	+9
	Mental Commitment	MC	1	↔	-	-
	Medical Emergency Temporary Detention Order	MT	0	▼	-100.0%	-1
Total			97	▲	15.5%	+13
GRAND TOTAL			10,359	▼	-5.1%	-553

Dispositions by Major Case Category**

Category	Summary	Change	% Change	Absolute Change
Felony	359	▼	-7.7%	-30
Garnishment	558	▲	+6.7%	+35

* Compared to same time period as previous year
 ** Case Type Categories are defined in the 2017 Virginia Judicial Workload Assessment
 The data reported reflect the case management system. The case types reported may not necessitate judicial involvement.

CPSS - GCMS CASELOAD STATISTICS OF THE GENERAL DISTRICT COURTS

January 2024 thru December 2024 Dispositions (Compared to January 2023 thru December 2023)

General Civil	1,036	▲	+23.9%	+200
Infraction/Civil Violation	5,101	▲	-15.3%	-918
Landlord /Tenant	108	▼	-28.0%	-42
Misdemeanor	2,290	▲	+6.4%	+138
Other	810	▲	+6.6%	+50
Protective Orders	97	▲	+16.9%	+14
GRAND TOTAL	10,359	▼	-5.1%	-553

* Compared to same time period as previous year

** Case Type Categories are defined in the 2017 Virginia Judicial Workload Assessment

The data reported reflect the case management system. The case types reported may not necessitate judicial involvement.

2024 Overall GRAND TOTAL		Distribution of Caseload			Change*		Percentage (%) of Caseload		
2,209	+130 6.3%	Criminal	351	16%	13.6% ▲	+42	Criminal	2023 14.9%	2024 15.9%
2024	↑	Traffic	1,323	60%	2.5% ▲	+32	Traffic	62.1%	59.9%
2023		Civil	510	23%	10.9% ▲	+50	Civil	22.1%	23.1%
		Civil Commitments	25	1%	31.6% ▲	+6	Civil Commitments	0.9%	1.1%
		GRAND TOTAL	2,209	100%	6.3% ▲	+130	GRAND TOTAL	100%	100%

Dispositions by Division & Code

Division	Case Type Description	Code	Summary	Change	% Change	Absolute Change
Criminal	Misdemeanor	M	203	▲	+31.0%	+48
	Felony	F	79	▲	+31.7%	+19
	Show Cause	SC	37	▼	-11.9%	-5
	Capias	CA	20	▼	-45.9%	-17
	Civil Violation	CV	12	▼	-20.0%	-3
	Total			351	▲	13.6%
Traffic	Infraction	I	1,055	▲	+14.9%	+137
	Misdemeanor	M	257	▼	-16.6%	-51
	Show Cause	SC	6	▼	-77.8%	-21
	Capias	CA	3	▼	-91.4%	-32
	Civil Violation	CV	1	▲	-	+1
	Felony	F	1	▼	-66.7%	-2
Total			1,323	▲	2.5%	+32
Civil	Warrant in Debt	WD	265	▲	+80.3%	+118
	Garnishment	GA	106	▼	-2.8%	-3
	Unlawful Detainer	UD	52	▼	-20.0%	-13
	Other	OT	35	▲	-37.5%	-21
	Preliminary Protective Order	PP	22	▼	-33.3%	-11
	Protective Order	PO	21	▼	-43.2%	-16
	Abstract	AJ	2	↔	-	-
	Detinue	DT	2	▼	-50.0%	-2
	Interrogatory	IN	2	▲	-	+2
	Admin License	AL	1	▼	-50.0%	-1
	Motion for Judgment	MJ	1	▼	-66.7%	-2
	Show Cause	SC	1	↔	-	-
	Petition-Restore Arms	PR	0	▼	-100.0%	-1
	Total			510	▲	10.9%
Civil Commitments	Temporary Detention Order	TD	13	▲	+18.2%	+2
	Emergency Custody Order	EC	11	▲	+37.5%	+3
	Medical Emergency Temporary Detention Order	MT	1	▲	-	+1
Total			25	▲	31.6%	+6
GRAND TOTAL			2,209	▲	6.3%	+130

Dispositions by Major Case Category**

Category	Summary	Change	% Change	Absolute Change
Felony	80	▼	+27.0%	+17
Garnishment	108	▲	-0.9%	-1
General Civil	269	▲	+73.5%	+114
Infraction/Civil Violation	1,068	▲	+14.5%	+135
Landlord /Tenant	52	▼	-20.0%	-13
Misdemeanor	460	▲	-0.6%	-3
Other	129	▲	-41.6%	-92
Protective Orders	43	▼	-38.6%	-27
GRAND TOTAL	2,209	▲	6.3%	+130

* Compared to same time period as previous year
 ** Case Type Categories are defined in the 2017 Virginia Judicial Workload Assessment
 The data reported reflect the case management system. The case types reported may not necessitate judicial involvement.
 1/14/2025 11:42:58AM Source: SCV-SQL-Information

2024 Overall GRAND TOTAL		Distribution of Caseload			Change*		Percentage (%) of Caseload		
17,105	+2,628 18.2%	Criminal	1,714	10%	16.2% ▲	+239	Criminal	2023 10.2%	2024 10.0%
2024		Traffic	12,588	74%	17.8% ▲	+1,898	Traffic	73.8%	73.6%
2023		Civil	2,700	16%	21.7% ▲	+482	Civil	15.3%	15.8%
		Civil Commitments	103	1%	9.6% ▲	+9	Civil Commitments	0.6%	0.6%
		GRAND TOTAL	17,105	100%	18.2% ▲	+2,628	GRAND TOTAL	100%	100%

Dispositions by Division & Code

Division	Case Type Description	Code	Summary	Change	% Change	Absolute Change
Criminal	Misdemeanor	M	1,019	▲	+25.6%	+208
	Felony	F	310	▼	-6.9%	-23
	Show Cause	SC	192	▲	+16.4%	+27
	Capias	CA	154	▲	+16.7%	+22
	Civil Violation	CV	39	▲	+14.7%	+5
	Total			1,714	▲	16.2%
Traffic	Infraction	I	9,436	▲	+16.1%	+1,307
	Misdemeanor	M	3,080	▲	+24.0%	+597
	Capias	CA	27	▼	-30.8%	-12
	Show Cause	SC	25	▲	+38.9%	+7
	Felony	F	18	▼	-10.0%	-2
	Civil Violation	CV	2	▲	+100.0%	+1
	Total			12,588	▲	17.8%
Civil	Warrant in Debt	WD	1,547	▲	+46.9%	+494
	Garnishment	GA	479	▲	+12.2%	+52
	Unlawful Detainer	UD	150	▼	-33.0%	-74
	Detinue	DT	141	▼	-6.6%	-10
	Other	OT	106	▼	-6.2%	-7
	Protective Order	PO	65	▲	+35.4%	+17
	Preliminary Protective Order	PP	56	▼	-12.5%	-8
	Bond Forfeiture	BF	50	▲	+28.2%	+11
	Admin License	AL	44	▼	-13.7%	-7
	Impoundment	IM	25	▲	+8.7%	+2
	Interrogatory	IN	10	▲	+100.0%	+5
	Motion for Judgment	MJ	10	▲	+150.0%	+6
	Abstract	AJ	9	▼	-18.2%	-2
	Show Cause	SC	6	▲	+50.0%	+2
	Petition-Restore Arms	PR	1	▲	-	+1
	Tenants Assertion	TA	1	↔	-	-
Total			2,700	▲	21.7%	+482
Civil Commitments	Temporary Detention Order	TD	61	▲	+17.3%	+9
	Emergency Custody Order	EC	39	▲	+2.6%	+1
	Mental Commitment	MC	3	▼	-25.0%	-1
Total			103	▲	9.6%	+9
GRAND TOTAL			17,105	▲	18.2%	+2,628

Dispositions by Major Case Category**

Category	Summary	Change	% Change	Absolute Change
Felony	328	▼	-7.1%	-25
Garnishment	489	▲	+13.2%	+57
General Civil	1,703	▲	+39.8%	+485
Infraction/Civil Violation	9,477	▲	+16.1%	+1,313
Landlord /Tenant	151	▼	-32.9%	-74
Misdemeanor	4,099	▲	+24.4%	+805
Other	737	▲	+8.5%	+58
Protective Orders	121	▲	+8.0%	+9

* Compared to same time period as previous year

** Case Type Categories are defined in the 2017 Virginia Judicial Workload Assessment

The data reported reflect the case management system. The case types reported may not necessitate judicial involvement.

<i>GRAND TOTAL</i>	17,105	▲	18.2%	+2,628
---------------------------	---------------	---	-------	--------

2024 Overall GRAND TOTAL		Distribution of Caseload			Change*		Percentage (%) of Caseload		
8,981	-703 -7.3%	Criminal	1,168	13%	12.2% ▲	+127	Criminal	2023 10.7%	2024 13.0%
2024		Traffic	6,023	67%	-14.4% ▼	-1,011	Traffic	72.6%	67.1%
2023		Civil	1,692	19%	11.8% ▲	+178	Civil	15.6%	18.8%
		Civil Commitments	98	1%	3.2% ▲	+3	Civil Commitments	1.0%	1.1%
		GRAND TOTAL	8,981	100%	-7.3% ▼	-703	GRAND TOTAL	100%	100%

Dispositions by Division & Code

Division	Case Type Description	Code	Summary	Change	% Change	Absolute Change
Criminal	Misdemeanor	M	723	▲	+20.1%	+121
	Felony	F	163	▼	-7.9%	-14
	Show Cause	SC	158	▲	+6.8%	+10
	Capias	CA	73	▼	-12.0%	-10
	Civil Violation	CV	51	▲	+64.5%	+20
	Total			1,168	▲	12.2%
Traffic	Infraction	I	5,242	▼	-16.8%	-1,060
	Misdemeanor	M	729	▲	+3.8%	+27
	Capias	CA	21	▲	+133.3%	+12
	Felony	F	16	▲	+128.6%	+9
	Show Cause	SC	14	↔	-	-
	Civil Violation	CV	1	▲	-	+1
	Total			6,023	▼	-14.4%
Civil	Warrant in Debt	WD	652	▲	+77.2%	+284
	Garnishment	GA	430	▼	-6.7%	-31
	Unlawful Detainer	UD	198	▼	-25.8%	-69
	Detinue	DT	170	▼	-2.3%	-4
	Other	OT	92	▼	+4.5%	+4
	Admin License	AL	65	▼	-35.0%	-35
	Preliminary Protective Order	PP	32	▲	+28.0%	+7
	Show Cause	SC	19	▲	+280.0%	+14
	Protective Order	PO	16	▲	+6.7%	+1
	Interrogatory	IN	7	▲	+250.0%	+5
	Motion for Judgment	MJ	4	▲	+100.0%	+2
	Abstract	AJ	2	▲	-	+2
	Tenants Assertion	TA	2	▲	-	+2
	Capias	CA	1	▲	-	+1
	Impoundment	IM	1	▼	-50.0%	-1
	Restricted Operators License	RL	1	▲	-	+1
	Detinue Seizure	DZ	0	▼	-100.0%	-3
	Overweight	OC	0	▼	-100.0%	-1
	Third Party Claim	TH	0	▼	-100.0%	-1
Total			1,692	▲	11.8%	+178
Civil Commitments	Temporary Detention Order	TD	61	▲	+5.2%	+3
	Emergency Custody Order	EC	35	▲	+2.9%	+1
	Medical Emergency Temporary Detention Order	MT	2	▲	+100.0%	+1
	Medical Emergency Custody Order	ME	0	▼	-100.0%	-1
	Mental Commitment	MC	0	▼	-100.0%	-1
Total			98	▲	3.2%	+3
GRAND TOTAL			8,981	▼	-7.3%	-703

Dispositions by Major Case Category**

Category	Summary	Change	% Change	Absolute Change
Felony	179	▲	-2.7%	-5
Garnishment	437	▲	-5.6%	-26
General Civil	827	▲	+50.6%	+278
Infraction/Civil Violation	5,294	▲	-16.4%	-1,040

* Compared to same time period as previous year
 ** Case Type Categories are defined in the 2017 Virginia Judicial Workload Assessment
 The data reported reflect the case management system. The case types reported may not necessitate judicial involvement.

CPSS - GCMS CASELOAD STATISTICS OF THE GENERAL DISTRICT COURTS
 January 2024 thru December 2024 Dispositions (Compared to January 2023 thru December 2023)

Landlord /Tenant	200	▲	-25.1%	-67
Misdemeanor	1,453	▲	+11.4%	+149
Other	543	▲		0
Protective Orders	48	▲	+20.0%	+8
GRAND TOTAL	8,981	▼	-7.3%	-703

* Compared to same time period as previous year

** Case Type Categories are defined in the 2017 Virginia Judicial Workload Assessment

The data reported reflect the case management system. The case types reported may not necessitate judicial involvement.

2024 Overall GRAND TOTAL		Distribution of Caseload			Change*		Percentage (%) of Caseload		
3,737	+692 22.7%	Criminal	382	10%	23.6% ▲	+73	Criminal	2023 10.1%	2024 10.2%
2024	↑	Traffic	2,702	72%	23.5% ▲	+514	Traffic	71.9%	72.3%
2023		Civil	640	17%	21.2% ▲	+112	Civil	17.3%	17.1%
		Civil Commitments	13	0%	-35.0% ▼	-7	Civil Commitments	0.7%	0.3%
		GRAND TOTAL	3,737	100%	22.7% ▲	+692	GRAND TOTAL	100%	100%

Dispositions by Division & Code

Division	Case Type Description	Code	Summary	Change	% Change	Absolute Change
Criminal	Misdemeanor	M	213	▲	+19.7%	+35
	Felony	F	88	▲	+18.9%	+14
	Show Cause	SC	39	▲	+95.0%	+19
	Capias	CA	24	▲	+26.3%	+5
	Civil Violation	CV	18	▲	+5.9%	+1
	Restricted Operators License	RL	0	▼	-100.0%	-1
	Total			382	▲	23.6%
Traffic	Infraction	I	1,993	▲	+19.5%	+325
	Misdemeanor	M	633	▲	+31.9%	+153
	Show Cause	SC	52	▲	+147.6%	+31
	Capias	CA	17	▲	+13.3%	+2
	Felony	F	4	↔	-	-
	Restricted Operators License	RL	2	▲	-	+2
	Civil Violation	CV	1	▲	-	+1
Total			2,702	▲	23.5%	+514
Civil	Warrant in Debt	WD	366	▲	+56.4%	+132
	Garnishment	GA	162	▲	+20.0%	+27
	Admin License	AL	34	▼	-10.5%	-4
	Unlawful Detainer	UD	27	▼	-37.2%	-16
	Other	OT	14	▲	-50.0%	-14
	Protective Order	PO	9	▼	-25.0%	-3
	Abstract	AJ	7	↔	-	-
	Preliminary Protective Order	PP	7	▼	-46.2%	-6
	Impoundment	IM	6	▼	-33.3%	-3
	Detinue	DT	4	▲	+300.0%	+3
	Show Cause	SC	3	↔	-	-
	Petition-Restore Arms	PR	1	▲	-	+1
	Counter Claim	CC	0	▼	-100.0%	-1
	Interrogatory	IN	0	▼	-100.0%	-2
	Motion for Judgment	MJ	0	▼	-100.0%	-2
Total			640	▲	21.2%	+112
Civil Commitments	Temporary Detention Order	TD	9	▼	-10.0%	-1
	Emergency Custody Order	EC	4	▼	-60.0%	-6
Total			13	▼	-35.0%	-7
GRAND TOTAL			3,737	▲	22.7%	+692

Dispositions by Major Case Category**

Category	Summary	Change	% Change	Absolute Change
Felony	92	▲	+17.9%	+14
Garnishment	162	▼	+18.2%	+25
General Civil	372	▲	+57.0%	+135
Infraction/Civil Violation	2,012	▲	+19.4%	+327
Landlord /Tenant	27	▼	-37.2%	-16
Misdemeanor	848	▲	+28.7%	+189
Other	208	▲	+14.9%	+27
Protective Orders	16	▼	-36.0%	-9

* Compared to same time period as previous year

** Case Type Categories are defined in the 2017 Virginia Judicial Workload Assessment

The data reported reflect the case management system. The case types reported may not necessitate judicial involvement.

CPSS - GCMS CASELOAD STATISTICS OF THE GENERAL DISTRICT COURTS
January 2024 thru December 2024 Dispositions (Compared to January 2023 thru December 2023)

<i>GRAND TOTAL</i>	3,737	▲	22.7%	+692
---------------------------	--------------	---	-------	------

* Compared to same time period as previous year
** Case Type Categories are defined in the 2017 Virginia Judicial Workload Assessment
The data reported reflect the case management system. The case types reported may not necessitate judicial involvement.
1/14/2025 11:42:58AM Source: SCV-SQL-Information

2024 Overall GRAND TOTAL		Distribution of Caseload			Change*		Percentage (%) of Caseload		
13,736	+1,363 11.0%	Criminal	1,134	8%	24.3% ▲	+222	Criminal	2023 7.4%	2024 8.3%
2024		Traffic	9,925	72%	9.9% ▲	+894	Traffic	73.0%	72.3%
2023		Civil	1,962	14%	13.0% ▲	+226	Civil	14.0%	14.3%
		Civil Commitments	715	5%	3.0% ▲	+21	Civil Commitments	5.6%	5.2%
		GRAND TOTAL	13,736	100%	11.0% ▲	+1,363	GRAND TOTAL	100%	100%

Dispositions by Division & Code

Division	Case Type Description	Code	Summary	Change	% Change	Absolute Change
Criminal	Misdemeanor	M	752	▲	+34.0%	+191
	Felony	F	233	▲	+1.7%	+4
	Capias	CA	103	▲	+41.1%	+30
	Show Cause	SC	24	▲	+9.1%	+2
	Civil Violation	CV	22	▼	-18.5%	-5
	Total			1,134	▲	24.3%
Traffic	Infraction	I	7,177	▲	+14.4%	+902
	Misdemeanor	M	2,616	▼	-0.4%	-10
	Capias	CA	120	▲	+10.1%	+11
	Show Cause	SC	9	▲	+28.6%	+2
	Restricted Operators License	RL	2	▼	-60.0%	-3
	Felony	F	1	▲	-	+1
	Civil Violation	CV	0	▼	-100.0%	-3
	Other	O	0	▼	-100.0%	-6
	Total			9,925	▲	9.9%
Civil	Warrant in Debt	WD	857	▲	+34.7%	+221
	Garnishment	GA	697	▲	+26.5%	+146
	Unlawful Detainer	UD	164	▼	-35.4%	-90
	Other	OT	82	▼	-34.9%	-44
	Protective Order	PO	43	▲	+30.3%	+10
	Preliminary Protective Order	PP	41	▼	-8.9%	-4
	Admin License	AL	18	▼	-47.1%	-16
	Show Cause	SC	18	↔	-	-
	Abstract	AJ	12	▲	+33.3%	+3
	Motion for Judgment	MJ	9	▲	+12.5%	+1
	Detinue	DT	7	▼	-12.5%	-1
	Interrogatory-Not	IC	5	▲	+400.0%	+4
	Impoundment	IM	4	↔	-	-
	Petition-Restore Arms	PR	3	▼	-57.1%	-4
	Capias	CA	1	▲	-	+1
	Mechanic's Lien	ML	1	▲	-	+1
	Overweight	OC	0	▼	-100.0%	-1
	Tenants Assertion	TA	0	▼	-100.0%	-1
Total			1,962	▲	13.0%	+226
Civil Commitments	Other	OT	373	▲	+12.0%	+40
	Mental Commitment	MC	267	▼	-3.6%	-10
	Temporary Detention Order	TD	42	▲	+223.1%	+29
	Emergency Custody Order	EC	33	▼	-53.5%	-38
	Total			715	▲	3.0%
GRAND TOTAL			13,736	▲	11.0%	+1,363

Dispositions by Major Case Category**

Category	Summary	Change	% Change	Absolute Change
Felony	234	▲	+2.2%	+5
Garnishment	697	▲	+26.5%	+146
General Civil	877	▲	+32.9%	+217
Infraction/Civil Violation	7,199	▼	+14.1%	+887

* Compared to same time period as previous year

** Case Type Categories are defined in the 2017 Virginia Judicial Workload Assessment

The data reported reflect the case management system. The case types reported may not necessitate judicial involvement.

CPSS - GCMS CASELOAD STATISTICS OF THE GENERAL DISTRICT COURTS

January 2024 thru December 2024 Dispositions (Compared to January 2023 thru December 2023)

District: 11 FIPS: 053

Involuntary Civil Commitments	373	▲	+12.0%	+40
Landlord /Tenant	164	▼	-35.7%	-91
Misdemeanor	3,370	▼	+5.6%	+178
Other	738	▲	-3.3%	-25
Protective Orders	84	▲	+7.7%	+6
GRAND TOTAL	13,736	▲	11.0%	+1,363

* Compared to same time period as previous year

** Case Type Categories are defined in the 2017 Virginia Judicial Workload Assessment

The data reported reflect the case management system. The case types reported may not necessitate judicial involvement.

2024 Overall GRAND TOTAL		Distribution of Caseload			Change*		Percentage (%) of Caseload			
	5,467	Criminal	634	12%	-8.5%	▼	-59	Criminal	2023: 13.7%	2024: 11.6%
	+403 8.0%	Traffic	3,318	61%	17.8%	▲	+501	Traffic	55.6%	60.7%
2024		Civil	958	18%	-1.4%	▲	-14	Civil	19.2%	17.5%
2023		Civil Commitments	557	10%	-4.3%	▼	-25	Civil Commitments	11.5%	10.2%
		GRAND TOTAL	5,467	100%	8.0%	▲	+403	GRAND TOTAL	100%	100%

Dispositions by Division & Code

Division	Case Type Description	Code	Summary	Change	% Change	Absolute Change
Criminal	Misdemeanor	M	391	▲	+3.7%	+14
	Felony	F	137	▼	-29.0%	-56
	Show Cause	SC	47	▼	-14.5%	-8
	Capias	CA	42	▼	-12.5%	-6
	Civil Violation	CV	17	▼	-15.0%	-3
	Total			634	▼	-8.5%
Traffic	Infraction	I	2,571	▲	+13.9%	+314
	Misdemeanor	M	686	▲	+36.4%	+183
	Show Cause	SC	30	▲	+11.1%	+3
	Capias	CA	23	▼	-8.0%	-2
	Felony	F	8	▲	+166.7%	+5
	Civil Violation	CV	0	▼	-100.0%	-1
	Other	O	0	▼	-100.0%	-1
	Total			3,318	▲	17.8%
Civil	Warrant in Debt	WD	412	▲	+13.5%	+49
	Garnishment	GA	209	▼	-15.7%	-39
	Unlawful Detainer	UD	103	▼	-23.7%	-32
	Detinue	DT	98	▲	+22.5%	+18
	Other	OT	47	▲	-11.3%	-6
	Admin License	AL	23	▲	+21.1%	+4
	Preliminary Protective Order	PP	21	▼	-16.0%	-4
	Protective Order	PO	18	▼	-25.0%	-6
	Abstract	AJ	8	▲	+700.0%	+7
	Show Cause	SC	5	↔		-
	Impoundment	IM	4	▲	+100.0%	+2
	Motion for Judgment	MJ	4	▼	-20.0%	-1
	Counter Claim	CC	2	▲	+100.0%	+1
	Bond Forfeiture	BF	1	▲	-	+1
	Interrogatory	IN	1	▼	-87.5%	-7
	Petition-Restore Arms	PR	1	▲	-	+1
	Tenants Assertion	TA	1	▼	-66.7%	-2
	Total			958	▼	-1.4%
Civil Commitments	Mental Commitment	MC	391	▼	-25.0%	-130
	Other	OT	103	▲	+1,044.4%	+94
	Temporary Detention Order	TD	45	▲	+40.6%	+13
	Emergency Custody Order	EC	17	▼	-15.0%	-3
	Medical Emergency Temporary Detention Order	MT	1	▲	-	+1
Total			557	▼	-4.3%	-25
GRAND TOTAL			5,467	▲	8.0%	+403

Dispositions by Major Case Category**

Category	Summary	Change	% Change	Absolute Change
Felony	145	▲	-26.0%	-51
Garnishment	210	▼	-18.0%	-46
General Civil	520	▲	+15.0%	+68
Infraction/Civil Violation	2,588	▼	+13.6%	+309
Involuntary Civil Commitments	103	▲	+1,044.4%	+94

* Compared to same time period as previous year

** Case Type Categories are defined in the 2017 Virginia Judicial Workload Assessment

The data reported reflect the case management system. The case types reported may not necessitate judicial involvement.




CPSS - GCMS CASELOAD STATISTICS OF THE GENERAL DISTRICT COURTS
 January 2024 thru December 2024 Dispositions (Compared to January 2023 thru December 2023)

Landlord /Tenant	104	▼	-24.6%	-34
Misdemeanor	1,077	▲	+22.4%	+197
Other	681	▲	-15.4%	-124
Protective Orders	39	▼	-20.4%	-10
GRAND TOTAL	5,467	▲	8.0%	+403

* Compared to same time period as previous year

** Case Type Categories are defined in the 2017 Virginia Judicial Workload Assessment

The data reported reflect the case management system. The case types reported may not necessitate judicial involvement.

2024 Overall GRAND TOTAL		Distribution of Caseload			Change*		Percentage (%) of Caseload		
23,728	-498 -2.1%	Criminal	3,151	13%	30.4% ▲	+735	Criminal	2023 10.0%	2024 13.3%
2024 		Traffic	7,706	32%	-29.5% ▼	-3,225	Traffic	45.1%	32.5%
2023 		Civil	8,917	38%	11.7% ▲	+931	Civil	33.0%	37.6%
		Civil Commitments	3,954	17%	36.7% ▲	+1,061	Civil Commitments	11.9%	16.7%
		GRAND TOTAL	23,728	100%	-2.1% ▼	-498	GRAND TOTAL	100%	100%

Dispositions by Division & Code

Division	Case Type Description	Code	Summary	Change	% Change	Absolute Change
Criminal	Misdemeanor	M	1,665	▲	+25.9%	+343
	Felony	F	788	▲	+38.5%	+219
	Capias	CA	418	▲	+27.8%	+91
	Show Cause	SC	246	▲	+55.7%	+88
	Civil Violation	CV	34	▼	-15.0%	-6
	Total			3,151	▲	30.4%
Traffic	Infraction	I	5,078	▼	-36.3%	-2,888
	Misdemeanor	M	2,269	▼	-16.7%	-454
	Capias	CA	122	▲	+31.2%	+29
	Civil Violation	CV	93	▲	+830.0%	+83
	Felony	F	53	▲	+8.2%	+4
	Other	O	44	▼	-6.4%	-3
	Show Cause	SC	27	▲	+58.8%	+10
	Restricted Operators License	RL	20	▼	-23.1%	-6
Total			7,706	▼	-29.5%	-3,225
Civil	Garnishment	GA	2,904	▲	+41.5%	+852
	Unlawful Detainer	UD	2,816	▼	-15.5%	-518
	Warrant in Debt	WD	2,261	▲	+37.3%	+614
	Other	OT	243	▼	-21.1%	-65
	Bond Forfeiture	BF	149	▲	+156.9%	+91
	Preliminary Protective Order	PP	130	▲	+34.0%	+33
	Protective Order	PO	110	▲	+44.7%	+34
	Show Cause	SC	98	▼	-7.5%	-8
	Motion for Judgment	MJ	52	▼	-3.7%	-2
	Abstract	AJ	46	▲	+2.2%	+1
	Detinue	DT	36	▼	-76.2%	-115
	Interrogatory	IN	20	▲	+33.3%	+5
	Tenants Assertion	TA	20	▲	+66.7%	+8
	Admin License	AL	13	▲	+30.0%	+3
	Petition-Restore Arms	PR	8	▼	-46.7%	-7
	Impoundment	IM	5	▲	-	+5
	Capias	CA	3	▲	+200.0%	+2
	Counter Claim	CC	3	▼	-25.0%	-1
	Mechanic's Lien	ML	0	▼	-100.0%	-1
Total			8,917	▲	11.7%	+931
Civil Commitments	Mental Commitment	MC	2,674	▲	+32.2%	+651
	Other	OT	1,027	▲	+49.1%	+338
	Temporary Detention Order	TD	170	▲	+25.0%	+34
	Emergency Custody Order	EC	81	▲	+80.0%	+36
	Medical Emergency Temporary Detention Order	MT	2	▲	-	+2
Total			3,954	▲	36.7%	+1,061
GRAND TOTAL			23,728	▼	-2.1%	-498

Dispositions by Major Case Category**

Category	Summary	Change	% Change	Absolute Change
Felony	841	▲	+36.1%	+223
Garnishment	2,924	▲	+41.5%	+857

* Compared to same time period as previous year
 ** Case Type Categories are defined in the 2017 Virginia Judicial Workload Assessment
 The data reported reflect the case management system. The case types reported may not necessitate judicial involvement.
 1/14/2025 11:42:58AM Source: SCV-SQL-Information

CPSS - GCMS CASELOAD STATISTICS OF THE GENERAL DISTRICT COURTS
 January 2024 thru December 2024 Dispositions (Compared to January 2023 thru December 2023)

General Civil	2,382	▼	+23.0%	+445
Infraction/Civil Violation	5,249	▲	-34.9%	-2,814
Involuntary Civil Commitments	1,027	▲	+49.1%	+338
Landlord /Tenant	2,836	▲	-15.2%	-510
Misdemeanor	3,954	▼	-2.9%	-117
Other	4,275	▲	+31.1%	+1,013
Protective Orders	240	▲	+38.7%	+67
GRAND TOTAL	23,728	▼	-2.1%	-498

* Compared to same time period as previous year

** Case Type Categories are defined in the 2017 Virginia Judicial Workload Assessment

The data reported reflect the case management system. The case types reported may not necessitate judicial involvement.

2024 Overall GRAND TOTAL		Distribution of Caseload			Change*		Percentage (%) of Caseload																																													
	5,160	<table border="1"> <tr><td>Criminal</td><td>534</td><td>10%</td><td>-25.8%</td><td>▼</td><td>-186</td></tr> <tr><td>Traffic</td><td>3,622</td><td>70%</td><td>18.9%</td><td>▲</td><td>+576</td></tr> <tr><td>Civil</td><td>983</td><td>19%</td><td>27.3%</td><td>▲</td><td>+211</td></tr> <tr><td>Civil Commitments</td><td>21</td><td>0%</td><td>-12.5%</td><td>▼</td><td>-3</td></tr> <tr><td>GRAND TOTAL</td><td>5,160</td><td>100%</td><td>13.1%</td><td>▲</td><td>+598</td></tr> </table>	Criminal	534	10%	-25.8%	▼	-186	Traffic	3,622	70%	18.9%	▲	+576	Civil	983	19%	27.3%	▲	+211	Civil Commitments	21	0%	-12.5%	▼	-3	GRAND TOTAL	5,160	100%	13.1%	▲	+598	<table border="1"> <tr><td>Criminal</td><td>2023</td><td>2024</td></tr> <tr><td>Criminal</td><td>15.8%</td><td>10.3%</td></tr> <tr><td>Traffic</td><td>66.8%</td><td>70.2%</td></tr> <tr><td>Civil</td><td>16.9%</td><td>19.1%</td></tr> <tr><td>Civil Commitments</td><td>0.5%</td><td>0.4%</td></tr> <tr><td>GRAND TOTAL</td><td>100%</td><td>100%</td></tr> </table>		Criminal	2023	2024	Criminal	15.8%	10.3%	Traffic	66.8%	70.2%	Civil	16.9%	19.1%	Civil Commitments	0.5%	0.4%	GRAND TOTAL	100%	100%
	Criminal		534	10%	-25.8%	▼	-186																																													
Traffic	3,622		70%	18.9%	▲	+576																																														
Civil	983		19%	27.3%	▲	+211																																														
Civil Commitments	21		0%	-12.5%	▼	-3																																														
GRAND TOTAL	5,160	100%	13.1%	▲	+598																																															
Criminal	2023	2024																																																		
Criminal	15.8%	10.3%																																																		
Traffic	66.8%	70.2%																																																		
Civil	16.9%	19.1%																																																		
Civil Commitments	0.5%	0.4%																																																		
GRAND TOTAL	100%	100%																																																		
	+598																																																			
	13.1%																																																			
	▲																																																			

Dispositions by Division & Code

Division	Case Type Description	Code	Summary	Change	% Change	Absolute Change
Criminal	Misdemeanor	M	295	▼	-24.2%	-94
	Felony	F	136	▼	-19.0%	-32
	Show Cause	SC	51	▼	-33.8%	-26
	Capias	CA	27	▼	-44.9%	-22
	Civil Violation	CV	25	▼	-32.4%	-12
	Total			534	▼	-25.8%
Traffic	Infraction	I	2,956	▲	+16.4%	+417
	Misdemeanor	M	601	▲	+31.8%	+145
	Show Cause	SC	27	▼	-3.6%	-1
	Capias	CA	26	▲	+30.0%	+6
	Felony	F	10	▲	+233.3%	+7
	Civil Violation	CV	2	▲	-	+2
Total			3,622	▲	18.9%	+576
Civil	Warrant in Debt	WD	553	▲	+56.7%	+200
	Garnishment	GA	213	▲	+12.7%	+24
	Unlawful Detainer	UD	50	▼	-24.2%	-16
	Admin License	AL	40	↔	-	-
	Impoundment	IM	29	▲	+16.0%	+4
	Protective Order	PO	29	▲	+141.7%	+17
	Preliminary Protective Order	PP	24	▲	+84.6%	+11
	Other	OT	20	▲	+33.3%	+5
	Detinue	DT	9	▲	+125.0%	+5
	Show Cause	SC	5	▲	+400.0%	+4
	Abstract	AJ	4	▲	+33.3%	+1
	Motion for Judgment	MJ	4	▼	-42.9%	-3
	Petition-Restore Arms	PR	2	▼	-33.3%	-1
	Tenants Assertion	TA	1	↔	-	-
	Interrogatory	IN	0	▼	-100.0%	-2
Zoning Violation	ZO	0	▼	-100.0%	-38	
Total			983	▲	27.3%	+211
Civil Commitments	Temporary Detention Order	TD	12	▼	-7.7%	-1
	Emergency Custody Order	EC	4	▼	-50.0%	-4
	Other	OT	3	▲	+50.0%	+1
	Mental Commitment	MC	2	▲	+100.0%	+1
Total			21	▼	-12.5%	-3
GRAND TOTAL			5,160	▲	13.1%	+598

Dispositions by Major Case Category**

Category	Summary	Change	% Change	Absolute Change
Felony	146	▲	-14.6%	-25
Garnishment	213	▼	+11.5%	+22
General Civil	570	▲	+54.9%	+202
Infraction/Civil Violation	2,983	▲	+15.8%	+407
Involuntary Civil Commitments	3	▲	+50.0%	+1
Landlord /Tenant	51	▼	-23.9%	-16
Misdemeanor	896	▼	+1.5%	+13

* Compared to same time period as previous year

** Case Type Categories are defined in the 2017 Virginia Judicial Workload Assessment

The data reported reflect the case management system. The case types reported may not necessitate judicial involvement.

CPSS - GCMS CASELOAD STATISTICS OF THE GENERAL DISTRICT COURTS
 January 2024 thru December 2024 Dispositions (Compared to January 2023 thru December 2023)

Other	245	▲	-12.2%	-34
Protective Orders	53	▲	+112.0%	+28
GRAND TOTAL	5,160	▲	13.1%	+598

* Compared to same time period as previous year

** Case Type Categories are defined in the 2017 Virginia Judicial Workload Assessment

The data reported reflect the case management system. The case types reported may not necessitate judicial involvement.

2024 Overall GRAND TOTAL		Distribution of Caseload			Change*		Percentage (%) of Caseload		
80,477	-2,853 -3.4%	Criminal	11,937	15%	-1.2% ▼	-150	Criminal	2023 14.5%	2024 14.8%
2024		Traffic	32,339	40%	-16.9% ▼	-6,594	Traffic	46.7%	40.2%
2023		Civil	35,756	44%	12.3% ▲	+3,929	Civil	38.2%	44.4%
		Civil Commitments	445	1%	-7.9% ▼	-38	Civil Commitments	0.6%	0.6%
		GRAND TOTAL	80,477	100%	-3.4% ▼	-2,853	GRAND TOTAL	100%	100%

Dispositions by Division & Code

Division	Case Type Description	Code	Summary	Change	% Change	Absolute Change
Criminal	Misdemeanor	M	6,214	▲	+3.9%	+232
	Felony	F	3,465	▼	-7.1%	-263
	Capias	CA	1,575	▼	-10.1%	-176
	Show Cause	SC	565	▲	+22.6%	+104
	Civil Violation	CV	99	▼	-34.4%	-52
	Motion	MO	17	▲	+21.4%	+3
	Restricted Operators License	RL	2	▲	-	+2
	Total			11,937	▼	-1.2%
Traffic	Infraction	I	18,606	▼	-17.9%	-4,055
	Misdemeanor	M	11,276	▼	-15.1%	-2,011
	Capias	CA	1,060	▼	-26.2%	-376
	Show Cause	SC	692	▲	+6.1%	+40
	Felony	F	326	▼	-12.6%	-47
	Motion	MO	161	▼	-27.8%	-62
	Civil Violation	CV	159	▼	-31.8%	-74
	Restricted Operators License	RL	57	▼	-14.9%	-10
	Other	O	2	▲	+100.0%	+1
Total			32,339	▼	-16.9%	-6,594
Civil	Warrant in Debt	WD	15,529	▲	+36.3%	+4,137
	Garnishment	GA	9,494	▲	+5.0%	+456
	Unlawful Detainer	UD	6,506	▼	-10.7%	-780
	Other	OT	1,026	▲	+4.8%	+47
	Preliminary Protective Order	PP	585	▲	+5.2%	+29
	Protective Order	PO	562	▼	-0.9%	-5
	Admin License	AL	524	▼	-18.5%	-119
	Show Cause	SC	513	▲	+37.5%	+140
	Motion for Judgment	MJ	216	▲	+28.6%	+48
	Interrogatory	IN	187	▲	+32.6%	+46
	Abstract	AJ	154	▼	-18.1%	-34
	Detinue	DT	127	▲	+27.0%	+27
	Impoundment	IM	103	▲	+22.6%	+19
	Bond Forfeiture	BF	75	▼	-55.1%	-92
	Interrogatory-Not	IC	58	▲	+5.5%	+3
	Counter Claim	CC	31	▲	+29.2%	+7
	Tenants Assertion	TA	28	↔	-	-
	Capias	CA	21	▲	+5.0%	+1
	Petition-Restore Arms	PR	10	▼	-44.4%	-8
	Third Party Claim	TH	3	▲	-	+3
Cross Claim	CR	2	▲	-	+2	
Mechanic's Lien	ML	1	▲	-	+1	
Petition to Require Blood Test	BT	1	▲	-	+1	
Total			35,756	▲	12.3%	+3,929
Civil Commitments	Temporary Detention Order	TD	315	▼	-0.6%	-2
	Emergency Custody Order	EC	116	▼	-25.6%	-40
	Medical Emergency Temporary Detention Order	MT	10	▲	+42.9%	+3
	Medical Emergency Custody Order	ME	2	↔	-	-
	Mental Commitment	MC	2	▲	+100.0%	+1
Total			445	▼	-7.9%	-38
GRAND TOTAL			80,477	▼	-3.4%	-2,853

* Compared to same time period as previous year

** Case Type Categories are defined in the 2017 Virginia Judicial Workload Assessment

The data reported reflect the case management system. The case types reported may not necessitate judicial involvement.

Dispositions by Major Case Category**

Category	Summary	Change	% Change	Absolute Change
Felony	3,791	▼	-7.6%	-310
Garnishment	9,681	▲	+5.5%	+502
General Civil	16,200	▲	+35.7%	+4,262
Infraction/Civil Violation	18,866	▲	-18.1%	-4,180
Landlord /Tenant	6,534	▼	-10.7%	-780
Misdemeanor	17,549	▲	-9.2%	-1,787
Other	6,709	▲	-8.0%	-584
Protective Orders	1,147	▲	+2.1%	+24
GRAND TOTAL	80,477	▼	-3.4%	-2,853

* Compared to same time period as previous year
 ** Case Type Categories are defined in the 2017 Virginia Judicial Workload Assessment
 The data reported reflect the case management system. The case types reported may not necessitate judicial involvement.
 1/14/2025 11:42:58AM Source: SCV-SQL-Information

2024 Overall GRAND TOTAL		Distribution of Caseload			Change*		Percentage (%) of Caseload		
8,875	-529 -5.6%	Criminal	2,303	26%	3.0% ▲	+66	Criminal	2023 23.8%	2024 25.9%
2024		Traffic	3,878	44%	-9.9% ▼	-428	Traffic	45.8%	43.7%
2023		Civil	2,629	30%	-6.1% ▼	-170	Civil	29.8%	29.6%
		Civil Commitments	65	1%	4.8% ▲	+3	Civil Commitments	0.7%	0.7%
		GRAND TOTAL	8,875	100%	-5.6% ▼	-529	GRAND TOTAL	100%	100%

Dispositions by Division & Code

Division	Case Type Description	Code	Summary	Change	% Change	Absolute Change
Criminal	Misdemeanor	M	1,147	▼	-2.7%	-32
	Felony	F	580	▲	+5.3%	+29
	Capias	CA	374	▲	+2.7%	+10
	Show Cause	SC	137	▲	+28.0%	+30
	Civil Violation	CV	65	▲	+80.6%	+29
	Total			2,303	▲	3.0%
Traffic	Infraction	I	2,672	▼	-16.3%	-521
	Misdemeanor	M	1,082	▲	+6.8%	+69
	Capias	CA	75	▲	+21.0%	+13
	Show Cause	SC	29	▲	+61.1%	+11
	Felony	F	17	▲	+70.0%	+7
	Civil Violation	CV	2	▼	-60.0%	-3
	Other	O	1	▼	-66.7%	-2
	Restricted Operators License	RL	0	▼	-100.0%	-2
	Total			3,878	▼	-9.9%
Civil	Warrant in Debt	WD	1,033	▼	-1.1%	-11
	Garnishment	GA	688	▼	-9.6%	-73
	Unlawful Detainer	UD	484	▼	-13.3%	-74
	Detinue	DT	99	▲	+20.7%	+17
	Other	OT	70	▼	-27.1%	-26
	Admin License	AL	64	▼	-5.9%	-4
	Preliminary Protective Order	PP	48	▲	+9.1%	+4
	Protective Order	PO	39	▼	-13.3%	-6
	Show Cause	SC	23	▼	-25.8%	-8
	Abstract	AJ	21	▼	-8.7%	-2
	Motion for Judgment	MJ	16	▼	-11.1%	-2
	Bond Forfeiture	BF	13	▲	+44.4%	+4
	Impoundment	IM	12	▼	-14.3%	-2
	Interrogatory	IN	11	▲	+450.0%	+9
	Tenants Assertion	TA	4	▲	+33.3%	+1
	Capias	CA	1	▲	-	+1
	Counter Claim	CC	1	▲	-	+1
	Interrogatory-Not	IC	1	▲	-	+1
	Petition-Restore Arms	PR	1	↔	-	-
Total			2,629	▼	-6.1%	-170
Civil Commitments	Temporary Detention Order	TD	43	▲	+7.5%	+3
	Emergency Custody Order	EC	22	↔	-	-
	Total			65	▲	4.8%
GRAND TOTAL			8,875	▼	-5.6%	-529

Dispositions by Major Case Category**

Category	Summary	Change	% Change	Absolute Change
Felony	597	▲	+6.4%	+36
Garnishment	699	▲	-8.4%	-64
General Civil	1,153	▲	+0.3%	+4
Infraction/Civil Violation	2,740	▼	-15.4%	-497
Landlord /Tenant	488	▲	-13.0%	-73

* Compared to same time period as previous year

** Case Type Categories are defined in the 2017 Virginia Judicial Workload Assessment

The data reported reflect the case management system. The case types reported may not necessitate judicial involvement.

Misdemeanor	2,229	▼	+1.6%	+35
Other	882	▲	+3.8%	+32
Protective Orders	87	▼	-2.2%	-2
GRAND TOTAL	8,875	▼	-5.6%	-529

* Compared to same time period as previous year

** Case Type Categories are defined in the 2017 Virginia Judicial Workload Assessment

The data reported reflect the case management system. The case types reported may not necessitate judicial involvement.

2024 Overall GRAND TOTAL		Distribution of Caseload			Change*		Percentage (%) of Caseload		
88,086	+13,880 18.7%	Criminal	9,743	11%	3.5% ▲	+325	Criminal	2023 12.7%	2024 11.1%
2024	↑	Traffic	32,239	37%	56.7% ▲	+11,659	Traffic	27.7%	36.6%
2023		Civil	43,201	49%	4.2% ▲	+1,746	Civil	55.9%	49.0%
		Civil Commitments	2,903	3%	5.4% ▲	+150	Civil Commitments	3.7%	3.3%
		GRAND TOTAL	88,086	100%	18.7% ▲	+13,880	GRAND TOTAL	100%	100%

Dispositions by Division & Code

Division	Case Type Description	Code	Summary	Change	% Change	Absolute Change
Criminal	Misdemeanor	M	5,586	▼	+8.8%	+451
	Felony	F	2,547	▼	-3.2%	-84
	Capias	CA	1,204	▲	+9.6%	+105
	Show Cause	SC	290	▼	-13.9%	-47
	Civil Violation	CV	113	▼	-46.7%	-99
	Restricted Operators License	RL	3	▼	-25.0%	-1
	Total			9,743	▲	3.5%
Traffic	Infraction	I	24,108	▲	+82.0%	+10,861
	Misdemeanor	M	7,099	▼	+15.0%	+925
	Other	O	407	▼	-35.5%	-224
	Capias	CA	284	▼	+15.0%	+37
	Felony	F	183	▲	+38.6%	+51
	Show Cause	SC	121	▼	+12.0%	+13
	Restricted Operators License	RL	33	▼	-15.4%	-6
	Civil Violation	CV	4	▲	+100.0%	+2
Total			32,239	▲	56.7%	+11,659
Civil	Warrant in Debt	WD	15,295	▼	+12.4%	+1,683
	Unlawful Detainer	UD	12,160	▼	-5.1%	-659
	Garnishment	GA	11,966	▲	+9.9%	+1,081
	Other	OT	1,382	▼	-16.1%	-265
	Preliminary Protective Order	PP	587	▲	+8.7%	+47
	Motion for Judgment	MJ	536	▼	-0.9%	-5
	Show Cause	SC	364	▼	-12.9%	-54
	Detinue	DT	225	▼	-7.4%	-18
	Interrogatory	IN	152	▲	+8.6%	+12
	Protective Order	PO	143	▼	+12.6%	+16
	Abstract	AJ	131	▼	-43.8%	-102
	Tenants Assertion	TA	116	▲	+24.7%	+23
	Admin License	AL	49	▼	-7.5%	-4
	Counter Claim	CC	39	▲	-33.9%	-20
	Capias	CA	28	▲	+460.0%	+23
	Petition-Restore Arms	PR	12	↔	-	-
	Interrogatory-Not	IC	6	▼	-70.0%	-14
	Impoundment	IM	5	▲	+150.0%	+3
	Cross Claim	CR	2	▲	-	+2
	Mechanic's Lien	ML	2	▲	-	+2
	Third Party Claim	TH	1	▲	-	+1
Bond Forfeiture	BF	0	▼	-100.0%	-4	
Restricted Operators License	RL	0	▼	-100.0%	-2	
Total			43,201	▲	4.2%	+1,746
Civil Commitments	Mental Commitment	MC	1,540	▲	+4.3%	+63
	Temporary Detention Order	TD	1,213	▲	+4.9%	+57
	Emergency Custody Order	EC	150	▲	+26.1%	+31
	Medical Emergency Temporary Detention Order	MT	0	▼	-100.0%	-1
	Total			2,903	▲	5.4%
GRAND TOTAL			88,086	▲	18.7%	+13,880

* Compared to same time period as previous year

** Case Type Categories are defined in the 2017 Virginia Judicial Workload Assessment

The data reported reflect the case management system. The case types reported may not necessitate judicial involvement.

Dispositions by Major Case Category**

Category	Summary	Change	% Change	Absolute Change
Felony	2,730	▲	-1.2%	-33
Garnishment	12,118	▲	+9.9%	+1,093
General Civil	16,597	▲	+9.2%	+1,403
Infraction/Civil Violation	24,632	▲	+74.8%	+10,540
Landlord /Tenant	12,276	▲	-4.9%	-636
Misdemeanor	12,721	▼	+12.0%	+1,367
Other	6,282	▲	+1.3%	+83
Protective Orders	730	▼	+9.4%	+63
GRAND TOTAL	88,086	▲	18.7%	+13,880

* Compared to same time period as previous year

** Case Type Categories are defined in the 2017 Virginia Judicial Workload Assessment

The data reported reflect the case management system. The case types reported may not necessitate judicial involvement.

2024 Overall GRAND TOTAL		Distribution of Caseload			Change*		Percentage (%) of Caseload		
108,981	+9,215 9.2%	Criminal	13,553	12%	1.4% ▲	+187	Criminal	2023 13.4%	2024 12.4%
2024		Traffic	56,370	52%	12.2% ▲	+6,137	Traffic	50.4%	51.7%
2023		Civil	37,912	35%	8.5% ▲	+2,967	Civil	35.0%	34.8%
		Civil Commitments	1,146	1%	-6.2% ▼	-76	Civil Commitments	1.2%	1.1%
		GRAND TOTAL	108,981	100%	9.2% ▲	+9,215	GRAND TOTAL	100%	100%

Dispositions by Division & Code

Division	Case Type Description	Code	Summary	Change	% Change	Absolute Change
Criminal	Misdemeanor	M	6,913	▲	+1.3%	+88
	Felony	F	3,922	▼	-1.4%	-56
	Capias	CA	2,022	▲	+11.2%	+204
	Show Cause	SC	531	▼	-9.1%	-53
	Civil Violation	CV	165	▲	+2.5%	+4
	Total			13,553	▲	1.4%
Traffic	Infraction	I	43,544	▲	+11.3%	+4,427
	Misdemeanor	M	12,035	▲	+16.4%	+1,692
	Capias	CA	455	▲	+6.3%	+27
	Felony	F	162	▼	-13.4%	-25
	Show Cause	SC	135	▲	+21.6%	+24
	Restricted Operators License	RL	35	▼	-18.6%	-8
	Civil Violation	CV	4	↔		-
	Total			56,370	▲	12.2%
Civil	Warrant in Debt	WD	14,821	▲	+31.8%	+3,580
	Garnishment	GA	10,551	▲	+4.0%	+407
	Unlawful Detainer	UD	9,626	▼	-9.4%	-993
	Admin License	AL	466	▲	+9.1%	+39
	Preliminary Protective Order	PP	452	▲	+9.7%	+40
	Protective Order	PO	367	▲	+13.3%	+43
	Other	OT	340	▲	-5.6%	-20
	Motion for Judgment	MJ	268	▲	+1.1%	+3
	Abstract	AJ	251	▼	-29.7%	-106
	Detinue	DT	229	▼	-6.9%	-17
	Show Cause	SC	126	▼	-2.3%	-3
	Interrogatory	IN	113	▲	+16.5%	+16
	Impoundment	IM	63	▲	+8.6%	+5
	Tenants Assertion	TA	63	▼	-13.7%	-10
	Bond Forfeiture	BF	61	▼	-17.6%	-13
	Interrogatory-Not	IC	38	▲	+46.2%	+12
	Overweight	OC	31	▲	+55.0%	+11
	Counter Claim	CC	26	▼	-40.9%	-18
	Petition-Restore Arms	PR	12	▼	-33.3%	-6
	Restricted Operators License	RL	4	▲	+100.0%	+2
	Capias	CA	2	▼	-66.7%	-4
	Cross Claim	CR	1	▲	-	+1
	Emergency Substantial Risk Order	SR	1	▲	-	+1
	Motor Carrier	MC	0	▼	-100.0%	-1
	Third Party Claim	TH	0	▼	-100.0%	-2
	Total			37,912	▲	8.5%
Civil Commitments	Temporary Detention Order	TD	663	▲	+4.4%	+28
	Mental Commitment	MC	398	▼	-14.4%	-67
	Emergency Custody Order	EC	54	▼	-8.5%	-5
	Other	OT	15	▼	-67.4%	-31
	Medical Emergency Temporary Detention Order	MT	9	▼	-43.8%	-7
	Medical Emergency Custody Order	ME	7	▲	+600.0%	+6
Total			1,146	▼	-6.2%	-76
GRAND TOTAL			108,981	▲	9.2%	+9,215

* Compared to same time period as previous year

** Case Type Categories are defined in the 2017 Virginia Judicial Workload Assessment

The data reported reflect the case management system. The case types reported may not necessitate judicial involvement.

CPSS - GCMS CASELOAD STATISTICS OF THE GENERAL DISTRICT COURTS
 January 2024 thru December 2024 Dispositions (Compared to January 2023 thru December 2023)

Dispositions by Major Case Category**

Category	Summary	Change	% Change	Absolute Change
Felony	4,084	▼	-1.9%	-81
Garnishment	10,664	▲	+4.1%	+423
General Civil	15,405	▲	+30.3%	+3,579
Infraction/Civil Violation	43,744	▼	+11.3%	+4,441
Involuntary Civil Commitments	15	▼	-67.4%	-31
Landlord /Tenant	9,689	▼	-9.4%	-1,003
Misdemeanor	18,987	▲	+10.3%	+1,774
New to Workload Study	1	▲	-	+1
Other	5,573	▲	+0.5%	+29
Protective Orders	819	▲	+11.3%	+83
GRAND TOTAL	108,981	▲	9.2%	+9,215

* Compared to same time period as previous year

** Case Type Categories are defined in the 2017 Virginia Judicial Workload Assessment

The data reported reflect the case management system. The case types reported may not necessitate judicial involvement.

2024 Overall GRAND TOTAL		Distribution of Caseload			Change*		Percentage (%) of Caseload		
11,089	+1,868 20.3%	Criminal	1,287	12%	21.8% ▲	+230	Criminal	2023 11.5%	2024 11.6%
2024		Traffic	7,563	68%	20.8% ▲	+1,302	Traffic	67.9%	68.2%
2023		Civil	2,172	20%	18.4% ▲	+338	Civil	19.9%	19.6%
		Civil Commitments	67	1%	-2.9% ▼	-2	Civil Commitments	0.7%	0.6%
		GRAND TOTAL	11,089	100%	20.3% ▲	+1,868	GRAND TOTAL	100%	100%

Dispositions by Division & Code

Division	Case Type Description	Code	Summary	Change	% Change	Absolute Change
Criminal	Misdemeanor	M	819	▲	+22.2%	+149
	Felony	F	261	▼	-6.8%	-19
	Capias	CA	158	▲	+163.3%	+98
	Civil Violation	CV	31	▼	-11.4%	-4
	Show Cause	SC	18	▲	+50.0%	+6
	Total			1,287	▲	21.8%
Traffic	Infraction	I	6,037	▲	+16.8%	+870
	Misdemeanor	M	1,352	▲	+33.7%	+341
	Capias	CA	130	▲	+136.4%	+75
	Felony	F	28	▲	+100.0%	+14
	Show Cause	SC	13	▲	+8.3%	+1
	Civil Violation	CV	3	▲	+50.0%	+1
	Total			7,563	▲	20.8%
Civil	Warrant in Debt	WD	1,297	▲	+38.6%	+361
	Garnishment	GA	470	▼	-0.8%	-4
	Unlawful Detainer	UD	137	▼	-18.0%	-30
	Other	OT	91	▲	+13.8%	+11
	Preliminary Protective Order	PP	42	▼	-20.8%	-11
	Admin License	AL	40	▼	-7.0%	-3
	Interrogatory	IN	23	▲	+187.5%	+15
	Show Cause	SC	23	▲	+27.8%	+5
	Protective Order	PO	22	▼	-15.4%	-4
	Abstract	AJ	15	▲	+25.0%	+3
	Detinue	DT	8	▲	+14.3%	+1
	Capias	CA	1	▲	-	+1
	Impoundment	IM	1	▼	-80.0%	-4
	Overweight	OC	1	▼	-50.0%	-1
	Petition-Restore Arms	PR	1	▲	-	+1
	Counter Claim	CC	0	▼	-100.0%	-3
Total			2,172	▲	18.4%	+338
Civil Commitments	Temporary Detention Order	TD	56	▲	+30.2%	+13
	Emergency Custody Order	EC	11	▼	-57.7%	-15
	Total		67	▼	-2.9%	-2
GRAND TOTAL			11,089	▲	20.3%	+1,868

Dispositions by Major Case Category**

Category	Summary	Change	% Change	Absolute Change
Felony	289	▲	-1.7%	-5
Garnishment	493	▲	+2.3%	+11
General Civil	1,307	▲	+38.6%	+364
Infraction/Civil Violation	6,072	▲	+16.6%	+866
Landlord /Tenant	137	▼	-18.0%	-30
Misdemeanor	2,171	▲	+29.1%	+490
Other	556	▲	+50.7%	+187
Protective Orders	64	▼	-19.0%	-15

* Compared to same time period as previous year

** Case Type Categories are defined in the 2017 Virginia Judicial Workload Assessment

The data reported reflect the case management system. The case types reported may not necessitate judicial involvement.

CPSS - GCMS CASELOAD STATISTICS OF THE GENERAL DISTRICT COURTS
January 2024 thru December 2024 Dispositions (Compared to January 2023 thru December 2023)

GRAND TOTAL	11,089	▲	20.3%	+1,868
--------------------	---------------	---	-------	--------

* Compared to same time period as previous year
** Case Type Categories are defined in the 2017 Virginia Judicial Workload Assessment
The data reported reflect the case management system. The case types reported may not necessitate judicial involvement.
1/14/2025 11:42:58AM Source: SCV-SQL-Information

2024 Overall GRAND TOTAL		Distribution of Caseload			Change*		Percentage (%) of Caseload		
6,647	-248 -3.6%	Criminal	505	8%	-7.2% ▼	-39	Criminal	2023 7.9%	2024 7.6%
2024		Traffic	5,101	77%	-6.0% ▼	-323	Traffic	78.7%	76.7%
2023		Civil	1,018	15%	13.2% ▲	+119	Civil	13.0%	15.3%
		Civil Commitments	23	0%	-17.9% ▼	-5	Civil Commitments	0.4%	0.3%
		GRAND TOTAL	6,647	100%	-3.6% ▼	-248	GRAND TOTAL	100%	100%

Dispositions by Division & Code

Division	Case Type Description	Code	Summary	Change	% Change	Absolute Change
Criminal	Misdemeanor	M	359	▼	-4.3%	-16
	Felony	F	88	▼	-23.5%	-27
	Capias	CA	28	▼	-15.2%	-5
	Show Cause	SC	15	▲	+50.0%	+5
	Civil Violation	CV	14	▲	+27.3%	+3
	Restricted Operators License	RL	1	▲	-	+1
	Total			505	▼	-7.2%
Traffic	Infraction	I	4,459	▼	-5.1%	-239
	Misdemeanor	M	619	▼	-11.4%	-80
	Capias	CA	9	▼	-10.0%	-1
	Show Cause	SC	9	▲	+350.0%	+7
	Felony	F	3	▼	-75.0%	-9
	Civil Violation	CV	1	▼	-50.0%	-1
	Other	O	1	▲	-	+1
	Restricted Operators License	RL	0	▼	-100.0%	-1
Total			5,101	▼	-6.0%	-323
Civil	Warrant in Debt	WD	398	▲	+53.1%	+138
	Garnishment	GA	238	▲	+3.5%	+8
	Detinue	DT	145	▼	-2.0%	-3
	Unlawful Detainer	UD	94	▼	-19.0%	-22
	Other	OT	50	▼	-19.4%	-12
	Impoundment	IM	32	▲	+33.3%	+8
	Admin License	AL	23	▲	+91.7%	+11
	Protective Order	PO	17	▲	+6.3%	+1
	Abstract	AJ	9	▲	+125.0%	+5
	Preliminary Protective Order	PP	4	▼	-42.9%	-3
	Show Cause	SC	4	▼	-77.8%	-14
	Counter Claim	CC	2	↔	-	-
	Interrogatory	IN	1	▲	-	+1
	Motion for Judgment	MJ	1	▲	-	+1
Total			1,018	▲	13.2%	+119
Civil Commitments	Mental Commitment	MC	11	▲	+1,000.0%	+10
	Emergency Custody Order	EC	7	▼	-30.0%	-3
	Temporary Detention Order	TD	5	▼	-68.8%	-11
	Medical Emergency Temporary Detention Order	MT	0	▼	-100.0%	-1
Total			23	▼	-17.9%	-5
GRAND TOTAL			6,647	▼	-3.6%	-248

Dispositions by Major Case Category**

Category	Summary	Change	% Change	Absolute Change
Felony	91	▼	-28.3%	-36
Garnishment	239	▲	+3.9%	+9
General Civil	559	▲	+27.6%	+121
Infraction/Civil Violation	4,475	▲	-5.0%	-236
Landlord /Tenant	94	▼	-19.0%	-22
Misdemeanor	979	▲	-8.9%	-96

* Compared to same time period as previous year

** Case Type Categories are defined in the 2017 Virginia Judicial Workload Assessment

The data reported reflect the case management system. The case types reported may not necessitate judicial involvement.

CPSS - GCMS CASELOAD STATISTICS OF THE GENERAL DISTRICT COURTS

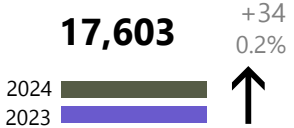
January 2024 thru December 2024 Dispositions (Compared to January 2023 thru December 2023)

Other	189	▲	+8.0%	+14
Protective Orders	21	▼	-8.7%	-2
GRAND TOTAL	6,647	▼	-3.6%	-248

* Compared to same time period as previous year

** Case Type Categories are defined in the 2017 Virginia Judicial Workload Assessment

The data reported reflect the case management system. The case types reported may not necessitate judicial involvement.

2024 Overall GRAND TOTAL		Distribution of Caseload			Change*		Percentage (%) of Caseload		
17,603	+34 0.2%	Criminal	3,317	19%	13.1% ▲	+385	Criminal	2023 16.7%	2024 18.8%
		Traffic	6,473	37%	-10.6% ▼	-768	Traffic	41.2%	36.8%
		Civil	6,675	38%	6.7% ▲	+420	Civil	35.6%	37.9%
		Civil Commitments	1,138	6%	-0.3% ▼	-3	Civil Commitments	6.5%	6.5%
		GRAND TOTAL	17,603	100%	0.2% ▲	+34	GRAND TOTAL	100%	100%

Dispositions by Division & Code

Division	Case Type Description	Code	Summary	Change	% Change	Absolute Change
Criminal	Misdemeanor	M	2,041	▲	+12.2%	+222
	Felony	F	820	▲	+22.0%	+148
	Capias	CA	251	▲	+2.0%	+5
	Show Cause	SC	127	▲	+2.4%	+3
	Civil Violation	CV	77	▲	+10.0%	+7
	Restricted Operators License	RL	1	↔		-
	Total			3,317	▲	13.1%
Traffic	Infraction	I	4,961	▼	-16.1%	-949
	Misdemeanor	M	1,370	▲	+11.1%	+137
	Capias	CA	81	▲	+24.6%	+16
	Felony	F	36	▲	+227.3%	+25
	Show Cause	SC	16	▼	-11.1%	-2
	Restricted Operators License	RL	5	▲	+25.0%	+1
	Civil Violation	CV	4	▲	-	+4
Total			6,473	▼	-10.6%	-768
Civil	Warrant in Debt	WD	3,281	▲	+12.7%	+371
	Garnishment	GA	1,593	▼	-3.0%	-49
	Unlawful Detainer	UD	958	▲	+9.7%	+85
	Admin License	AL	160	▲	+21.2%	+28
	Other	OT	141	▲	+5.2%	+7
	Bond Forfeiture	BF	137	▲	+38.4%	+38
	Show Cause	SC	102	▲	+56.9%	+37
	Impoundment	IM	91	▲	+15.2%	+12
	Abstract	AJ	76	▼	-9.5%	-8
	Preliminary Protective Order	PP	56	▼	-18.8%	-13
	Detinue	DT	28	▼	-74.5%	-82
	Protective Order	PO	25	▼	-21.9%	-7
	Interrogatory	IN	20	▲	+33.3%	+5
	Capias	CA	3	▲	+200.0%	+2
	Counter Claim	CC	3	↔		-
	Overweight	OC	1	↔		-
	Motion for Judgment	MJ	0	▼	-100.0%	-2
	Petition-Restore Arms	PR	0	▼	-100.0%	-2
	Tenants Assertion	TA	0	▼	-100.0%	-2
Total			6,675	▲	6.7%	+420
Civil Commitments	Mental Commitment	MC	653	▼	-4.4%	-30
	Other	OT	190	▲	+29.3%	+43
	Emergency Custody Order	EC	155	▲	+9.9%	+14
	Temporary Detention Order	TD	137	▼	-18.0%	-30
	Medical Emergency Temporary Detention Order	MT	2	↔		-
	Medical Emergency Custody Order	ME	1	▲	-	+1
	Petition	PT	0	▼	-100.0%	-1
Total			1,138	▼	-0.3%	-3
GRAND TOTAL			17,603	▲	0.2%	+34

Dispositions by Major Case Category**

Category	Summary	Change	% Change	Absolute Change
Felony	856	▲	+25.3%	+173
Garnishment	1,613	▲	-2.7%	-44
General Civil	3,350	▼	+9.6%	+294
Infraction/Civil Violation	5,043	▲	-15.7%	-938
Involuntary Civil Commitments	190	▼	+28.4%	+42
Landlord /Tenant	958	▼	+9.5%	+83
Misdemeanor	3,417	▲	+11.8%	+360
Other	2,095	▲	+4.2%	+84
Protective Orders	81	▼	-19.8%	-20
GRAND TOTAL	17,603	▲	0.2%	+34

* Compared to same time period as previous year

** Case Type Categories are defined in the 2017 Virginia Judicial Workload Assessment

The data reported reflect the case management system. The case types reported may not necessitate judicial involvement.

2024 Overall GRAND TOTAL		Distribution of Caseload			Change*		Percentage (%) of Caseload		
23,806	+2,315 10.8%	Criminal	3,481	15%	6.2% ▲	+203	Criminal	2023 15.3%	2024 14.6%
2024		Traffic	14,371	60%	13.3% ▲	+1,687	Traffic	59.0%	60.4%
2023		Civil	5,843	25%	7.4% ▲	+405	Civil	25.3%	24.5%
		Civil Commitments	111	0%	22.0% ▲	+20	Civil Commitments	0.4%	0.5%
		GRAND TOTAL	23,806	100%	10.8% ▲	+2,315	GRAND TOTAL	100%	100%

Dispositions by Division & Code

Division	Case Type Description	Code	Summary	Change	% Change	Absolute Change
Criminal	Misdemeanor	M	1,897	▲	+11.7%	+198
	Felony	F	1,032	▼	-0.5%	-5
	Capias	CA	336	▼	-3.7%	-13
	Show Cause	SC	133	▼	-3.6%	-5
	Civil Violation	CV	83	▲	+50.9%	+28
	Total			3,481	▲	6.2%
Traffic	Infraction	I	9,093	▲	+6.8%	+578
	Misdemeanor	M	4,953	▲	+27.9%	+1,081
	Capias	CA	211	▲	+11.1%	+21
	Felony	F	58	▲	+16.0%	+8
	Show Cause	SC	38	▲	+58.3%	+14
	Restricted Operators License	RL	18	▼	-35.7%	-10
	Civil Violation	CV	0	▼	-100.0%	-5
	Total			14,371	▲	13.3%
Civil	Warrant in Debt	WD	2,742	▲	+23.4%	+520
	Garnishment	GA	1,680	▼	-8.5%	-157
	Unlawful Detainer	UD	440	▼	-9.1%	-44
	Other	OT	167	▲	+9.9%	+15
	Preliminary Protective Order	PP	136	▲	+10.6%	+13
	Show Cause	SC	132	▲	+63.0%	+51
	Admin License	AL	131	▲	+19.1%	+21
	Protective Order	PO	103	▲	+7.3%	+7
	Bond Forfeiture	BF	93	▼	-24.4%	-30
	Impoundment	IM	64	▼	-1.5%	-1
	Detinue	DT	38	▲	+11.8%	+4
	Interrogatory	IN	34	▲	+70.0%	+14
	Motion for Judgment	MJ	33	▼	-15.4%	-6
	Abstract	AJ	32	▼	-11.1%	-4
	Tenants Assertion	TA	6	▲	+50.0%	+2
	Counter Claim	CC	5	▲	+66.7%	+2
	Capias	CA	3	▲	+200.0%	+2
	Petition-Restore Arms	PR	2	▼	-50.0%	-2
	Interrogatory-Not	IC	1	▲	-	+1
	Third Party Claim	TH	1	↔	-	-
	Mechanic's Lien	ML	0	▼	-100.0%	-1
	Petition to Require Blood Test	BT	0	▼	-100.0%	-1
	Restricted Operators License	RL	0	▼	-100.0%	-1
	Total			5,843	▲	7.4%
Civil Commitments	Temporary Detention Order	TD	80	▲	+33.3%	+20
	Emergency Custody Order	EC	22	▼	-8.3%	-2
	Mental Commitment	MC	8	▲	+100.0%	+4
	Other	OT	1	↔	-	-
	Petition	PT	0	▼	-100.0%	-2
Total			111	▲	22.0%	+20
GRAND TOTAL			23,806	▲	10.8%	+2,315

* Compared to same time period as previous year

** Case Type Categories are defined in the 2017 Virginia Judicial Workload Assessment

The data reported reflect the case management system. The case types reported may not necessitate judicial involvement.

CPSS - GCMS CASELOAD STATISTICS OF THE GENERAL DISTRICT COURTS
 January 2024 thru December 2024 Dispositions (Compared to January 2023 thru December 2023)

Dispositions by Major Case Category**

Category	Summary	Change	% Change	Absolute Change
Felony	1,090	▲	+0.3%	+3
Garnishment	1,714	▲	-7.7%	-143
General Civil	2,840	▼	+22.1%	+514
Infraction/Civil Violation	9,176	▼	+7.0%	+601
Involuntary Civil Commitments	1	▼	-66.7%	-2
Landlord /Tenant	446	▲	-8.6%	-42
Misdemeanor	6,868	▼	+22.6%	+1,268
Other	1,432	▲	+7.2%	+96
Protective Orders	239	▲	+9.1%	+20
GRAND TOTAL	23,806	▲	10.8%	+2,315

* Compared to same time period as previous year

** Case Type Categories are defined in the 2017 Virginia Judicial Workload Assessment

The data reported reflect the case management system. The case types reported may not necessitate judicial involvement.

2024 Overall GRAND TOTAL		Distribution of Caseload			Change*		Percentage (%) of Caseload		
7,537	-1,548 -17.0%	Criminal	1,009	13%	11.6% ▲	+105	Criminal	2023 10.0%	2024 13.4%
2024		Traffic	5,225	69%	-26.3% ▼	-1,862	Traffic	78.0%	69.3%
2023		Civil	1,266	17%	20.8% ▲	+218	Civil	11.5%	16.8%
		Civil Commitments	37	0%	-19.6% ▼	-9	Civil Commitments	0.5%	0.5%
		GRAND TOTAL	7,537	100%	-17.0% ▼	-1,548	GRAND TOTAL	100%	100%

Dispositions by Division & Code

Division	Case Type Description	Code	Summary	Change	% Change	Absolute Change
Criminal	Misdemeanor	M	572	▲	+9.2%	+48
	Felony	F	216	▲	+10.2%	+20
	Capias	CA	91	▲	+24.7%	+18
	Civil Violation	CV	69	▼	-12.7%	-10
	Show Cause	SC	61	▲	+90.6%	+29
	Total			1,009	▲	11.6%
Traffic	Infraction	I	4,235	▼	-29.6%	-1,777
	Misdemeanor	M	908	▼	-10.5%	-107
	Capias	CA	40	▲	+53.8%	+14
	Felony	F	33	▲	+37.5%	+9
	Show Cause	SC	7	▼	-12.5%	-1
	Civil Violation	CV	1	▼	-50.0%	-1
	Restricted Operators License	RL	1	▲	-	+1
	Total			5,225	▼	-26.3%
Civil	Warrant in Debt	WD	547	▲	+41.7%	+161
	Garnishment	GA	222	▲	+4.7%	+10
	Unlawful Detainer	UD	199	▲	+5.3%	+10
	Admin License	AL	106	▲	+7.1%	+7
	Other	OT	44	▲	-6.4%	-3
	Preliminary Protective Order	PP	25	↔	-	-
	Protective Order	PO	24	▲	+60.0%	+9
	Show Cause	SC	23	▲	+35.3%	+6
	Overweight	OC	16	▼	-5.9%	-1
	Interrogatory	IN	15	▲	+87.5%	+7
	Impoundment	IM	14	↔	-	-
	Abstract	AJ	12	▲	+200.0%	+8
	Motion for Judgment	MJ	9	▲	+50.0%	+3
	Detinue	DT	5	▼	-16.7%	-1
	Capias	CA	2	▲	-	+2
	Tenants Assertion	TA	2	▼	-33.3%	-1
	Petition-Restore Arms	PR	1	▲	-	+1
Total			1,266	▲	20.8%	+218
Civil Commitments	Temporary Detention Order	TD	33	↔	-	-
	Emergency Custody Order	EC	3	▼	-76.9%	-10
	Mental Commitment	MC	1	▲	-	+1
Total			37	▼	-19.6%	-9
GRAND TOTAL			7,537	▼	-17.0%	-1,548

Dispositions by Major Case Category**

Category	Summary	Change	% Change	Absolute Change
Felony	249	▲	+13.2%	+29
Garnishment	237	▲	+7.7%	+17
General Civil	570	▲	+40.7%	+165
Infraction/Civil Violation	4,321	▼	-29.3%	-1,789
Landlord /Tenant	201	▼	+4.7%	+9
Misdemeanor	1,481	▲	-3.8%	-58

* Compared to same time period as previous year
 ** Case Type Categories are defined in the 2017 Virginia Judicial Workload Assessment
 The data reported reflect the case management system. The case types reported may not necessitate judicial involvement.
 1/14/2025 11:42:58AM Source: SCV-SQL-Information

CPSS - GCMS CASELOAD STATISTICS OF THE GENERAL DISTRICT COURTS
 January 2024 thru December 2024 Dispositions (Compared to January 2023 thru December 2023)

Other	429	▲	+19.5%	+70
Protective Orders	49	▲	+22.5%	+9
GRAND TOTAL	7,537	▼	-17.0%	-1,548

* Compared to same time period as previous year
 ** Case Type Categories are defined in the 2017 Virginia Judicial Workload Assessment
 The data reported reflect the case management system. The case types reported may not necessitate judicial involvement.
 1/14/2025 11:42:58AM Source: SCV-SQL-Information

2024 Overall GRAND TOTAL		Distribution of Caseload			Change*		Percentage (%) of Caseload		
2,846	-246 -8.0%	Criminal	570	20%	1.1% ▲	+6	Criminal	2023 18.2%	2024 20.0%
2024		Traffic	1,517	53%	-18.8% ▼	-351	Traffic	60.4%	53.3%
2023		Civil	696	24%	19.6% ▲	+114	Civil	18.8%	24.5%
		Civil Commitments	63	2%	-19.2% ▼	-15	Civil Commitments	2.5%	2.2%
		GRAND TOTAL	2,846	100%	-8.0% ▼	-246	GRAND TOTAL	100%	100%

Dispositions by Division & Code

Division	Case Type Description	Code	Summary	Change	% Change	Absolute Change
Criminal	Misdemeanor	M	424	▲	+1.2%	+5
	Felony	F	74	▼	-8.6%	-7
	Capias	CA	37	▲	+27.6%	+8
	Show Cause	SC	21	▼	-25.0%	-7
	Civil Violation	CV	13	▲	+85.7%	+6
	Restricted Operators License	RL	1	▲	-	+1
	Total			570	▲	1.1%
Traffic	Infraction	I	1,268	▼	-19.4%	-305
	Misdemeanor	M	221	▼	-18.5%	-50
	Capias	CA	10	▲	+42.9%	+3
	Show Cause	SC	9	▲	+50.0%	+3
	Felony	F	8	▲	+33.3%	+2
	Restricted Operators License	RL	1	▼	-66.7%	-2
	Civil Violation	CV	0	▼	-100.0%	-2
Total			1,517	▼	-18.8%	-351
Civil	Warrant in Debt	WD	338	▲	+43.2%	+102
	Garnishment	GA	134	▼	-1.5%	-2
	Other	OT	58	▲	+26.1%	+12
	Unlawful Detainer	UD	54	▼	-14.3%	-9
	Admin License	AL	31	▼	-6.1%	-2
	Detinue	DT	29	▲	+123.1%	+16
	Preliminary Protective Order	PP	29	▼	-3.3%	-1
	Impoundment	IM	7	▲	+133.3%	+4
	Interrogatory	IN	7	▲	+16.7%	+1
	Abstract	AJ	3	▲	+50.0%	+1
	Show Cause	SC	3	▼	-62.5%	-5
	Tenants Assertion	TA	2	↔	-	-
	Capias	CA	1	▲	-	+1
	Overweight	OC	0	▼	-100.0%	-1
Protective Order	PO	0	▼	-100.0%	-3	
Total			696	▲	19.6%	+114
Civil Commitments	Mental Commitment	MC	30	▼	-37.5%	-18
	Temporary Detention Order	TD	20	▲	+25.0%	+4
	Emergency Custody Order	EC	9	▲	+12.5%	+1
	Other	OT	4	▼	-33.3%	-2
Total			63	▼	-19.2%	-15
GRAND TOTAL			2,846	▼	-8.0%	-246

Dispositions by Major Case Category**

Category	Summary	Change	% Change	Absolute Change
Felony	82	▲	-5.7%	-5
Garnishment	141	▲	-0.7%	-1
General Civil	375	▲	+47.6%	+121
Infraction/Civil Violation	1,281	▼	-19.1%	-302
Involuntary Civil Commitments	4	▼	-33.3%	-2
Landlord /Tenant	56	▼	-13.8%	-9

* Compared to same time period as previous year

** Case Type Categories are defined in the 2017 Virginia Judicial Workload Assessment

The data reported reflect the case management system. The case types reported may not necessitate judicial involvement.

CPSS - GCMS CASELOAD STATISTICS OF THE GENERAL DISTRICT COURTS

January 2024 thru December 2024 Dispositions (Compared to January 2023 thru December 2023)

Lancaster

District: 15 FIPS: 103

Misdemeanor	647	▲	-6.6%	-46
Other	231	▲	+0.9%	+2
Protective Orders	29	▼	-12.1%	-4
GRAND TOTAL	2,846	▼	-8.0%	-246

* Compared to same time period as previous year

** Case Type Categories are defined in the 2017 Virginia Judicial Workload Assessment

The data reported reflect the case management system. The case types reported may not necessitate judicial involvement.

2024 Overall GRAND TOTAL		Distribution of Caseload			Change*		Percentage (%) of Caseload		
1,669	-576 -25.7%	Criminal	372	22%	-30.2% ▼	-161	Criminal	2023 23.7%	2024 22.3%
2024		Traffic	858	51%	-35.4% ▼	-470	Traffic	59.2%	51.4%
2023		Civil	425	25%	13.0% ▲	+49	Civil	16.7%	25.5%
		Civil Commitments	14	1%	75.0% ▲	+6	Civil Commitments	0.4%	0.8%
		GRAND TOTAL	1,669	100%	-25.7% ▼	-576	GRAND TOTAL	100%	100%

Dispositions by Division & Code

Division	Case Type Description	Code	Summary	Change	% Change	Absolute Change
Criminal	Misdemeanor	M	259	▼	-22.2%	-74
	Felony	F	65	▼	-59.4%	-95
	Show Cause	SC	19	▲	+111.1%	+10
	Capias	CA	15	▲	+7.1%	+1
	Civil Violation	CV	13	▼	-7.1%	-1
	Motion	MO	1	▼	-66.7%	-2
	Total			372	▼	-30.2%
Traffic	Infraction	I	604	▼	-43.0%	-455
	Misdemeanor	M	237	▼	-8.1%	-21
	Show Cause	SC	10	▲	+150.0%	+6
	Capias	CA	4	▲	-	+4
	Felony	F	3	▼	-40.0%	-2
	Restricted Operators License	RL	0	▼	-100.0%	-2
	Total			858	▼	-35.4%
Civil	Warrant in Debt	WD	212	▲	+39.5%	+60
	Garnishment	GA	92	▼	-2.1%	-2
	Other	OT	31	▼	+10.7%	+3
	Unlawful Detainer	UD	27	▼	-25.0%	-9
	Protective Order	PO	17	▲	+240.0%	+12
	Preliminary Protective Order	PP	16	▲	+128.6%	+9
	Admin License	AL	10	▼	-44.4%	-8
	Bond Forfeiture	BF	4	▼	-33.3%	-2
	Detinue	DT	4	▲	+33.3%	+1
	Abstract	AJ	3	▼	-25.0%	-1
	Impoundment	IM	3	▼	-57.1%	-4
	Interrogatory	IN	3	▼	-57.1%	-4
	Motion for Judgment	MJ	1	↔		-
	Show Cause	SC	1	▼	-85.7%	-6
	Tenants Assertion	TA	1	↔		-
Total			425	▲	13.0%	+49
Civil Commitments	Temporary Detention Order	TD	12	▲	+71.4%	+5
	Emergency Custody Order	EC	2	▲	+100.0%	+1
	Total		14	▲	75.0%	+6
GRAND TOTAL			1,669	▼	-25.7%	-576

Dispositions by Major Case Category**

Category	Summary	Change	% Change	Absolute Change
Felony	68	▼	-58.8%	-97
Garnishment	95	▼	-5.9%	-6
General Civil	217	▼	+35.6%	+57
Infraction/Civil Violation	617	▼	-42.5%	-456
Landlord /Tenant	28	▼	-24.3%	-9
Misdemeanor	496	▼	-16.4%	-97
Other	115	▲	+10.6%	+11
Protective Orders	33	▲	+175.0%	+21

* Compared to same time period as previous year

** Case Type Categories are defined in the 2017 Virginia Judicial Workload Assessment

The data reported reflect the case management system. The case types reported may not necessitate judicial involvement.

<i>GRAND TOTAL</i>	1,669	▼	-25.7%	-576
---------------------------	--------------	---	--------	------

2024 Overall GRAND TOTAL		Distribution of Caseload			Change*		Percentage (%) of Caseload		
3,051	-375 -10.9%	Criminal	366	12%	14.0% ▲	+45	Criminal	2023 9.4%	2024 12.0%
2024		Traffic	1,375	45%	-28.8% ▼	-557	Traffic	56.4%	45.1%
2023		Civil	1,304	43%	11.7% ▲	+137	Civil	34.1%	42.7%
		Civil Commitments	6	0%	0.0%	0	Civil Commitments	0.2%	0.2%
		GRAND TOTAL	3,051	100%	-10.9% ▼	-375	GRAND TOTAL	100%	100%

Dispositions by Division & Code

Division	Case Type Description	Code	Summary	Change	% Change	Absolute Change
Criminal	Misdemeanor	M	212	▲	+19.8%	+35
	Felony	F	105	▲	+50.0%	+35
	Capias	CA	28	▼	-28.2%	-11
	Show Cause	SC	14	▼	-36.4%	-8
	Civil Violation	CV	5	▼	-61.5%	-8
	Restricted Operators License	RL	2	▲	-	+2
	Total			366	▲	14.0%
Traffic	Infraction	I	1,187	▼	-28.8%	-479
	Misdemeanor	M	183	▼	-28.8%	-74
	Felony	F	2	▼	-33.3%	-1
	Capias	CA	1	▼	-66.7%	-2
	Restricted Operators License	RL	1	▲	-	+1
	Show Cause	SC	1	▼	-50.0%	-1
	Civil Violation	CV	0	▼	-100.0%	-1
Total			1,375	▼	-28.8%	-557
Civil	Warrant in Debt	WD	1,135	▲	+14.1%	+140
	Garnishment	GA	78	▼	-2.5%	-2
	Unlawful Detainer	UD	34	▼	-8.1%	-3
	Other	OT	17	▼	-15.0%	-3
	Admin License	AL	16	▼	-11.1%	-2
	Detinue	DT	6	▲	-	+6
	Preliminary Protective Order	PP	6	↔	-	-
	Counter Claim	CC	3	▲	-	+3
	Interrogatory	IN	3	▲	+50.0%	+1
	Abstract	AJ	2	▲	-	+2
	Show Cause	SC	2	↔	-	-
	Impoundment	IM	1	▼	-80.0%	-4
	Motion for Judgment	MJ	1	▲	-	+1
	Protective Order	PO	0	▼	-100.0%	-1
Restricted Operators License	RL	0	▼	-100.0%	-1	
Total			1,304	▲	11.7%	+137
Civil Commitments	Temporary Detention Order	TD	6	▲	+20.0%	+1
	Emergency Custody Order	EC	0	▼	-100.0%	-1
Total			6		0.0%	0
GRAND TOTAL			3,051	▼	-10.9%	-375

Dispositions by Major Case Category**

Category	Summary	Change	% Change	Absolute Change
Felony	107	▲	+46.6%	+34
Garnishment	81	▲	-1.2%	-1
General Civil	1,145	▲	+14.3%	+143
Infraction/Civil Violation	1,192	▼	-29.0%	-488
Landlord /Tenant	34	▼	-8.1%	-3
Misdemeanor	398	▲	-8.5%	-37
Other	88	▲	-20.0%	-22
Protective Orders	6	▼	-14.3%	-1

* Compared to same time period as previous year

** Case Type Categories are defined in the 2017 Virginia Judicial Workload Assessment

The data reported reflect the case management system. The case types reported may not necessitate judicial involvement.

GRAND TOTAL	3,051	▼	-10.9%	-375
--------------------	--------------	---	--------	------

2024 Overall GRAND TOTAL		Distribution of Caseload			Change*		Percentage (%) of Caseload		
28,117	+3,555 14.5%	Criminal	3,824	14%	-3.4% ▼	-136	Criminal	2023 16.1%	2024 13.6%
2024		Traffic	14,153	50%	22.9% ▲	+2,635	Traffic	46.9%	50.3%
2023		Civil	9,774	35%	13.2% ▲	+1,143	Civil	35.1%	34.8%
		Civil Commitments	366	1%	-19.2% ▼	-87	Civil Commitments	1.8%	1.3%
		GRAND TOTAL	28,117	100%	14.5% ▲	+3,555	GRAND TOTAL	100%	100%

Dispositions by Division & Code

Division	Case Type Description	Code	Summary	Change	% Change	Absolute Change
Criminal	Misdemeanor	M	2,380	▲	+2.1%	+50
	Felony	F	984	▼	-11.1%	-123
	Capias	CA	302	▼	-14.9%	-53
	Civil Violation	CV	97	▲	+4.3%	+4
	Show Cause	SC	61	▼	-18.7%	-14
	Total			3,824	▼	-3.4%
Traffic	Infraction	I	10,928	▲	+23.6%	+2,085
	Misdemeanor	M	3,123	▲	+21.0%	+543
	Capias	CA	62	▲	+29.2%	+14
	Felony	F	32	▼	-3.0%	-1
	Show Cause	SC	6	▼	-50.0%	-6
	Civil Violation	CV	2	↔		-
	Total			14,153	▲	22.9%
Civil	Warrant in Debt	WD	5,009	▲	+24.5%	+985
	Garnishment	GA	2,255	▲	+5.7%	+121
	Unlawful Detainer	UD	1,196	▼	-7.1%	-91
	Other	OT	263	▲	+67.5%	+106
	Preliminary Protective Order	PP	199	▼	-0.5%	-1
	Admin License	AL	164	▼	-3.0%	-5
	Protective Order	PO	152	▲	+10.9%	+15
	Show Cause	SC	127	▲	+24.5%	+25
	Interrogatory	IN	104	▲	+73.3%	+44
	Impoundment	IM	71	▼	-14.5%	-12
	Detinue	DT	67	▼	-33.0%	-33
	Abstract	AJ	64	▼	-23.8%	-20
	Motion for Judgment	MJ	63	▲	+14.5%	+8
	Bond Forfeiture	BF	12	▲	+100.0%	+6
	Capias	CA	9	▲	+200.0%	+6
	Counter Claim	CC	9	↔		-
	Tenants Assertion	TA	5	▼	-44.4%	-4
	Petition-Restore Arms	PR	4	▼	-20.0%	-1
	Overweight	OC	1	▼	-66.7%	-2
	Cross Claim	CR	0	▼	-100.0%	-1
	Restricted Operators License	RL	0	▼	-100.0%	-1
Third Party Claim	TH	0	▼	-100.0%	-2	
Total			9,774	▲	13.2%	+1,143
Civil Commitments	Temporary Detention Order	TD	227	▼	-12.4%	-32
	Emergency Custody Order	EC	85	▼	-22.7%	-25
	Mental Commitment	MC	49	▼	-32.9%	-24
	Other	OT	4	▼	-63.6%	-7
	Medical Emergency Custody Order	ME	1	▲	-	+1
	Total			366	▼	-19.2%
GRAND TOTAL			28,117	▲	14.5%	+3,555

* Compared to same time period as previous year ** Case Type Categories are defined in the 2017 Virginia Judicial Workload Assessment

The data reported reflect the case management system. The case types reported may not necessitate judicial involvement.

Dispositions by Major Case Category**

Category	Summary	Change	% Change	Absolute Change
Felony	1,016	▼	-10.9%	-124
Garnishment	2,359	▲	+7.5%	+165
General Civil	5,169	▲	+23.2%	+975
Infraction/Civil Violation	11,028	▼	+23.3%	+2,087
Involuntary Civil Commitments	4	▼	-63.6%	-7
Landlord /Tenant	1,201	▼	-7.3%	-95
Misdemeanor	5,503	▼	+12.1%	+592
Other	1,486	▲	-3.4%	-52
Protective Orders	351	▲	+4.2%	+14
GRAND TOTAL	28,117	▲	14.5%	+3,555

* Compared to same time period as previous year

** Case Type Categories are defined in the 2017 Virginia Judicial Workload Assessment

The data reported reflect the case management system. The case types reported may not necessitate judicial involvement.

2024 Overall GRAND TOTAL		Distribution of Caseload			Change*		Percentage (%) of Caseload		
30,309	+4,546 17.6%	Criminal	5,811	19%	1.8% ▲	+100	Criminal	2023 22.2%	2024 19.2%
2024		Traffic	14,879	49%	21.0% ▲	+2,585	Traffic	47.7%	49.1%
2023		Civil	9,415	31%	24.5% ▲	+1,853	Civil	29.4%	31.1%
		Civil Commitments	204	1%	4.1% ▲	+8	Civil Commitments	0.8%	0.7%
		GRAND TOTAL	30,309	100%	17.6% ▲	+4,546	GRAND TOTAL	100%	100%

Dispositions by Division & Code

Division	Case Type Description	Code	Summary	Change	% Change	Absolute Change
Criminal	Misdemeanor	M	3,156	▲	+5.5%	+165
	Felony	F	1,567	▼	-14.5%	-265
	Capias	CA	780	▲	+25.6%	+159
	Show Cause	SC	164	▲	+21.5%	+29
	Civil Violation	CV	144	▲	+9.1%	+12
	Total			5,811	▲	1.8%
Traffic	Infraction	I	11,185	▲	+22.1%	+2,024
	Misdemeanor	M	3,427	▲	+19.7%	+563
	Capias	CA	114	▲	+17.5%	+17
	Felony	F	108	▼	-10.0%	-12
	Civil Violation	CV	33	▼	-17.5%	-7
	Show Cause	SC	12	↔		-
Total			14,879	▲	21.0%	+2,585
Civil	Warrant in Debt	WD	4,181	▲	+40.6%	+1,207
	Garnishment	GA	2,256	▲	+24.2%	+440
	Unlawful Detainer	UD	1,290	▲	+10.6%	+124
	Admin License	AL	340	▲	+3.0%	+10
	Impoundment	IM	294	▲	+13.5%	+35
	Show Cause	SC	240	▲	+3.4%	+8
	Other	OT	235	▼	-6.4%	-16
	Preliminary Protective Order	PP	165	▲	+16.2%	+23
	Interrogatory	IN	94	▼	-24.8%	-31
	Bond Forfeiture	BF	78	▲	+95.0%	+38
	Abstract	AJ	77	▼	-33.6%	-39
	Motion for Judgment	MJ	64	▲	+73.0%	+27
	Protective Order	PO	46	▲	+21.1%	+8
	Detinue	DT	16	▲	+6.7%	+1
	Tenants Assertion	TA	15	▲	+50.0%	+5
	Capias	CA	5	▼	-28.6%	-2
	Counter Claim	CC	5	▲	+25.0%	+1
	Zoning Violation	ZO	5	▲	-	+5
	Petition to Require Blood Test	BT	3	▲	-	+3
	Overweight	OC	2	▲	-	+2
	Restricted Operators License	RL	2	▲	-	+2
	Attachment	AT	1	▲	-	+1
	Petition-Restore Arms	PR	1	▲	-	+1
Total			9,415	▲	24.5%	+1,853
Civil Commitments	Temporary Detention Order	TD	128	▲	+26.7%	+27
	Emergency Custody Order	EC	75	▼	-20.2%	-19
	Mental Commitment	MC	1	▲	-	+1
	Medical Emergency Temporary Detention Order	MT	0	▼	-100.0%	-1
Total			204	▲	4.1%	+8
GRAND TOTAL			30,309	▲	17.6%	+4,546

* Compared to same time period as previous year ** Case Type Categories are defined in the 2017 Virginia Judicial Workload Assessment

The data reported reflect the case management system. The case types reported may not necessitate judicial involvement.

Dispositions by Major Case Category**

Category	Summary	Change	% Change	Absolute Change
Felony	1,675	▼	-14.2%	-277
Garnishment	2,350	▼	+21.1%	+409
General Civil	4,322	▲	+40.0%	+1,234
Infraction/Civil Violation	11,364	▲	+21.8%	+2,031
Landlord /Tenant	1,305	▲	+11.0%	+129
Misdemeanor	6,590	▲	+12.6%	+735
Other	2,492	▲	+11.3%	+254
Protective Orders	211	▲	+17.2%	+31
GRAND TOTAL	30,309	▲	17.6%	+4,546

* Compared to same time period as previous year

** Case Type Categories are defined in the 2017 Virginia Judicial Workload Assessment

The data reported reflect the case management system. The case types reported may not necessitate judicial involvement.

2024 Overall GRAND TOTAL		Distribution of Caseload			Change*		Percentage (%) of Caseload		
5,495	+370 7.2%	Criminal	638	12%	6.2% ▲	+37	Criminal	2023 11.7%	2024 11.6%
2024	↑	Traffic	3,735	68%	0.3% ▲	+11	Traffic	72.7%	68.0%
2023		Civil	1,078	20%	41.7% ▲	+317	Civil	14.8%	19.6%
		Civil Commitments	44	1%	12.8% ▲	+5	Civil Commitments	0.8%	0.8%
		GRAND TOTAL	5,495	100%	7.2% ▲	+370	GRAND TOTAL	100%	100%

Dispositions by Division & Code

Division	Case Type Description	Code	Summary	Change	% Change	Absolute Change
Criminal	Misdemeanor	M	487	▲	+14.9%	+63
	Felony	F	111	▼	-15.3%	-20
	Capias	CA	26	▲	+13.0%	+3
	Show Cause	SC	8	▼	-20.0%	-2
	Civil Violation	CV	6	▼	-53.8%	-7
	Total			638	▲	6.2%
Traffic	Infraction	I	3,082	▼	-2.1%	-66
	Misdemeanor	M	582	▲	+16.4%	+82
	Capias	CA	32	▼	-8.6%	-3
	Show Cause	SC	19	▼	-20.8%	-5
	Felony	F	14	▲	+55.6%	+5
	Civil Violation	CV	6	▼	-25.0%	-2
	Total			3,735	▲	0.3%
Civil	Warrant in Debt	WD	587	▲	+108.9%	+306
	Garnishment	GA	182	▼	-9.0%	-18
	Unlawful Detainer	UD	105	▲	+8.2%	+8
	Other	OT	59	▲	+40.5%	+17
	Impoundment	IM	52	▼	-23.5%	-16
	Admin License	AL	45	▲	+32.4%	+11
	Protective Order	PO	25	▲	+66.7%	+10
	Preliminary Protective Order	PP	8	▲	+33.3%	+2
	Interrogatory	IN	6	▲	+100.0%	+3
	Show Cause	SC	3	▲	+200.0%	+2
	Detinue	DT	2	▼	-60.0%	-3
	Abstract	AJ	1	▼	-83.3%	-5
	Motion for Judgment	MJ	1	▼	-50.0%	-1
	Petition-Restore Arms	PR	1	↔	-	-
	Tenants Assertion	TA	1	▲	-	+1
Total			1,078	▲	41.7%	+317
Civil Commitments	Temporary Detention Order	TD	40	▲	+11.1%	+4
	Emergency Custody Order	EC	4	▲	+33.3%	+1
	Total		44	▲	12.8%	+5
GRAND TOTAL			5,495	▲	7.2%	+370




Dispositions by Major Case Category**

Category	Summary	Change	% Change	Absolute Change
Felony	125	▲	-10.7%	-15
Garnishment	188	▲	-7.4%	-15
General Civil	604	▲	+104.7%	+309
Infraction/Civil Violation	3,094	▼	-2.4%	-75
Landlord /Tenant	106	▲	+9.3%	+9
Misdemeanor	1,069	▲	+15.7%	+145
Other	276	▲	-	0
Protective Orders	33	▲	+57.1%	+12
GRAND TOTAL	5,495	▲	7.2%	+370

* Compared to same time period as previous year

** Case Type Categories are defined in the 2017 Virginia Judicial Workload Assessment

The data reported reflect the case management system. The case types reported may not necessitate judicial involvement.

2024 Overall GRAND TOTAL		Distribution of Caseload			Change*		Percentage (%) of Caseload		
18,181	-1,179 -6.1%	Criminal	2,494	14%	7.5% ▲	+173	Criminal	2023 12.0%	2024 13.7%
2024 		Traffic	9,262	51%	-15.4% ▼	-1,688	Traffic	56.6%	50.9%
2023 		Civil	6,199	34%	6.1% ▲	+357	Civil	30.2%	34.1%
		Civil Commitments	226	1%	-8.5% ▼	-21	Civil Commitments	1.3%	1.2%
		GRAND TOTAL	18,181	100%	-6.1% ▼	-1,179	GRAND TOTAL	100%	100%

Dispositions by Division & Code

Division	Case Type Description	Code	Summary	Change	% Change	Absolute Change
Criminal	Misdemeanor	M	1,373	▲	+5.1%	+67
	Felony	F	515	▼	-0.8%	-4
	Capias	CA	262	▲	+4.4%	+11
	Show Cause	SC	243	▲	+17.4%	+36
	Civil Violation	CV	101	▲	+165.8%	+63
	Total			2,494	▲	7.5%
Traffic	Infraction	I	7,358	▼	-16.8%	-1,485
	Misdemeanor	M	1,725	▼	-12.4%	-245
	Capias	CA	81	▲	+12.5%	+9
	Show Cause	SC	63	▲	+75.0%	+27
	Felony	F	30	▲	+7.1%	+2
	Civil Violation	CV	5	▲	+400.0%	+4
	Total			9,262	▼	-15.4%
Civil	Warrant in Debt	WD	2,402	▲	+23.3%	+454
	Garnishment	GA	1,606	▲	+25.3%	+324
	Unlawful Detainer	UD	1,147	▼	-16.1%	-220
	Other	OT	262	▼	-5.8%	-16
	Detinue	DT	218	▼	-23.2%	-66
	Protective Order	PO	130	▼	-0.8%	-1
	Preliminary Protective Order	PP	126	▼	-21.7%	-35
	Interrogatory	IN	75	▼	-35.9%	-42
	Admin License	AL	62	▼	-23.5%	-19
	Abstract	AJ	61	▲	+90.6%	+29
	Show Cause	SC	47	▼	-39.0%	-30
	Impoundment	IM	17	▼	-43.3%	-13
	Motion for Judgment	MJ	14	▼	-12.5%	-2
	Counter Claim	CC	9	▼	-50.0%	-9
	Zoning Violation	ZO	8	▲	+60.0%	+3
	Overweight	OC	5	▲	+400.0%	+4
	Tenants Assertion	TA	5	▼	-37.5%	-3
	Bond Forfeiture	BF	2	▲	+100.0%	+1
	Distress Seizure	DS	1	▲	-	+1
	Petition to Require Blood Test	BT	1	▲	-	+1
	Petition-Restore Arms	PR	1	▼	-66.7%	-2
	Capias	CA	0	▼	-100.0%	-2
Total			6,199	▲	6.1%	+357
Civil Commitments	Temporary Detention Order	TD	140	▼	-18.1%	-31
	Emergency Custody Order	EC	83	▲	+10.7%	+8
	Mental Commitment	MC	2	▲	-	+2
	Medical Emergency Temporary Detention Order	MT	1	▲	-	+1
	Petition	PT	0	▼	-100.0%	-1
Total			226	▼	-8.5%	-21
GRAND TOTAL			18,181	▼	-6.1%	-1,179

* Compared to same time period as previous year

** Case Type Categories are defined in the 2017 Virginia Judicial Workload Assessment

The data reported reflect the case management system. The case types reported may not necessitate judicial involvement.

Dispositions by Major Case Category**

Category	Summary	Change	% Change	Absolute Change
Felony	545	▲	-0.4%	-2
Garnishment	1,681	▼	+20.2%	+282
General Civil	2,730	▲	+16.8%	+392
Infraction/Civil Violation	7,469	▲	-15.9%	-1,414
Involuntary Civil Commitments	0	▼	-100.0%	-1
Landlord /Tenant	1,152	▼	-16.2%	-223
Misdemeanor	3,106	▲	-5.3%	-175
Other	1,242	▲	-0.2%	-2
Protective Orders	256	▼	-12.3%	-36
GRAND TOTAL	18,181	▼	-6.1%	-1,179

* Compared to same time period as previous year

** Case Type Categories are defined in the 2017 Virginia Judicial Workload Assessment

The data reported reflect the case management system. The case types reported may not necessitate judicial involvement.

2024 Overall GRAND TOTAL		Distribution of Caseload			Change*		Percentage (%) of Caseload		
7,731	-554 -6.7%	Criminal	1,720	22%	-3.0% ▼	-54	Criminal	2023 21.4%	2024 22.2%
2024		Traffic	2,710	35%	-21.3% ▼	-734	Traffic	41.6%	35.1%
2023		Civil	2,468	32%	8.4% ▲	+191	Civil	27.5%	31.9%
		Civil Commitments	833	11%	5.4% ▲	+43	Civil Commitments	9.5%	10.8%
		GRAND TOTAL	7,731	100%	-6.7% ▼	-554	GRAND TOTAL	100%	100%

Dispositions by Division & Code

Division	Case Type Description	Code	Summary	Change	% Change	Absolute Change
Criminal	Misdemeanor	M	1,025	▲	+2.7%	+27
	Felony	F	287	▼	-24.9%	-95
	Capias	CA	220	▼	-0.5%	-1
	Show Cause	SC	157	▲	+17.2%	+23
	Civil Violation	CV	31	▼	-20.5%	-8
	Total			1,720	▼	-3.0%
Traffic	Infraction	I	2,196	▼	-22.4%	-635
	Misdemeanor	M	454	▼	-18.5%	-103
	Show Cause	SC	30	▲	+30.4%	+7
	Capias	CA	27	▼	-12.9%	-4
	Felony	F	3	▲	-	+3
	Civil Violation	CV	0	▼	-100.0%	-1
	Other	O	0	▼	-100.0%	-1
	Total			2,710	▼	-21.3%
Civil	Warrant in Debt	WD	1,081	▲	+32.2%	+263
	Garnishment	GA	491	▼	-1.8%	-9
	Unlawful Detainer	UD	338	▲	+1.8%	+6
	Other	OT	239	▲	+5.3%	+12
	Protective Order	PO	92	▼	-12.4%	-13
	Preliminary Protective Order	PP	85	▼	-23.4%	-26
	Admin License	AL	44	▼	-32.3%	-21
	Interrogatory	IN	23	▼	-11.5%	-3
	Abstract	AJ	21	▲	+950.0%	+19
	Motion for Judgment	MJ	15	▼	-25.0%	-5
	Show Cause	SC	12	▼	-50.0%	-12
	Impoundment	IM	11	▼	-15.4%	-2
	Detinue	DT	7	▼	-63.2%	-12
	Tenants Assertion	TA	7	▼	-22.2%	-2
	Counter Claim	CC	2	▼	-33.3%	-1
	Bond Forfeiture	BF	0	▼	-100.0%	-1
	Petition-Restore Arms	PR	0	▼	-100.0%	-1
	Zoning Violation	ZO	0	▼	-100.0%	-1
Total			2,468	▲	8.4%	+191
Civil Commitments	Mental Commitment	MC	349	▲	+44.8%	+108
	Temporary Detention Order	TD	209	▼	-16.7%	-42
	Emergency Custody Order	EC	163	▼	-15.5%	-30
	Other	OT	108	▲	+8.0%	+8
	Medical Emergency Temporary Detention Order	MT	4	▲	+33.3%	+1
	Medical Emergency Custody Order	ME	0	▼	-100.0%	-2
Total			833	▲	5.4%	+43
GRAND TOTAL			7,731	▼	-6.7%	-554

Dispositions by Major Case Category**

Category	Summary	Change	% Change	Absolute Change
Felony	290	▲	-24.1%	-92
Garnishment	514	▼	-2.3%	-12
General Civil	1,163	▼	+26.3%	+242

* Compared to same time period as previous year

** Case Type Categories are defined in the 2017 Virginia Judicial Workload Assessment

The data reported reflect the case management system. The case types reported may not necessitate judicial involvement.

CPSS - GCMS CASELOAD STATISTICS OF THE GENERAL DISTRICT COURTS
 January 2024 thru December 2024 Dispositions (Compared to January 2023 thru December 2023)

Infraction/Civil Violation	2,227	▼	-22.5%	-645
Involuntary Civil Commitments	108	▲	+8.0%	+8
Landlord /Tenant	345	▼	+1.2%	+4
Misdemeanor	1,479	▼	-4.9%	-77
Other	1,428	▲	+4.2%	+57
Protective Orders	177	▼	-18.1%	-39
GRAND TOTAL	7,731	▼	-6.7%	-554

* Compared to same time period as previous year

** Case Type Categories are defined in the 2017 Virginia Judicial Workload Assessment

The data reported reflect the case management system. The case types reported may not necessitate judicial involvement.

2024 Overall GRAND TOTAL		Distribution of Caseload			Change*		Percentage (%) of Caseload		
12,824	+1,312 11.4%	Criminal	1,692	13%	-11.7% ▼	-225	Criminal	2023 16.7%	2024 13.2%
2024		Traffic	7,962	62%	12.2% ▲	+867	Traffic	61.6%	62.1%
2023		Civil	3,108	24%	29.7% ▲	+712	Civil	20.8%	24.2%
		Civil Commitments	62	0%	-40.4% ▼	-42	Civil Commitments	0.9%	0.5%
		GRAND TOTAL	12,824	100%	11.4% ▲	+1,312	GRAND TOTAL	100%	100%

Dispositions by Division & Code

Division	Case Type Description	Code	Summary	Change	% Change	Absolute Change
Criminal	Misdemeanor	M	900	▼	-2.4%	-22
	Felony	F	437	▼	-23.6%	-135
	Capias	CA	162	▼	-12.4%	-23
	Show Cause	SC	161	▼	-13.4%	-25
	Civil Violation	CV	32	▼	-38.5%	-20
	Total			1,692	▼	-11.7%
Traffic	Infraction	I	5,140	▲	+13.6%	+616
	Misdemeanor	M	2,218	▲	+7.1%	+148
	Show Cause	SC	281	▲	+19.1%	+45
	Capias	CA	227	▲	+21.4%	+40
	Felony	F	60	▲	+27.7%	+13
	Civil Violation	CV	33	▲	+32.0%	+8
	Restricted Operators License	RL	3	▼	-50.0%	-3
	Total			7,962	▲	12.2%
Civil	Warrant in Debt	WD	1,465	▲	+67.0%	+588
	Garnishment	GA	828	▲	+12.3%	+91
	Unlawful Detainer	UD	304	▼	-0.7%	-2
	Other	OT	99	▲	+52.3%	+34
	Admin License	AL	73	▲	+4.3%	+3
	Impoundment	IM	60	▼	-3.2%	-2
	Preliminary Protective Order	PP	58	▲	+34.9%	+15
	Protective Order	PO	49	▲	+44.1%	+15
	Detinue	DT	45	▼	-34.8%	-24
	Show Cause	SC	35	▲	+2.9%	+1
	Interrogatory	IN	26	▼	-29.7%	-11
	Abstract	AJ	25	▼	-7.4%	-2
	Bond Forfeiture	BF	24	▲	+41.2%	+7
	Overweight	OC	7	▲	+600.0%	+6
	Motion for Judgment	MJ	5	▼	-44.4%	-4
	Petition-Restore Arms	PR	2	▲	+100.0%	+1
	Capias	CA	1	▼	-66.7%	-2
	Restricted Operators License	RL	1	▲	-	+1
	Zoning Violation	ZO	1	▲	-	+1
	Counter Claim	CC	0	▼	-100.0%	-3
	Petition to Require Blood Test	BT	0	▼	-100.0%	-1
Total			3,108	▲	29.7%	+712
Civil Commitments	Temporary Detention Order	TD	47	▼	-40.5%	-32
	Emergency Custody Order	EC	15	▼	-34.8%	-8
	Medical Emergency Temporary Detention Order	MT	0	▼	-100.0%	-1
	Mental Commitment	MC	0	▼	-100.0%	-1
Total			62	▼	-40.4%	-42
GRAND TOTAL			12,824	▲	11.4%	+1,312

Dispositions by Major Case Category**

Category	Summary	Change	% Change	Absolute Change
Felony	497	▲	-19.7%	-122
Garnishment	854	▼	+10.3%	+80

* Compared to same time period as previous year

** Case Type Categories are defined in the 2017 Virginia Judicial Workload Assessment

The data reported reflect the case management system. The case types reported may not necessitate judicial involvement.

CPSS - GCMS CASELOAD STATISTICS OF THE GENERAL DISTRICT COURTS
 January 2024 thru December 2024 Dispositions (Compared to January 2023 thru December 2023)

General Civil	1,540	▲	+58.3%	+567
Infraction/Civil Violation	5,212	▲	+13.3%	+610
Landlord /Tenant	304	▼	-0.7%	-2
Misdemeanor	3,123	▲	+4.2%	+125
Other	1,187	▼	+2.1%	+24
Protective Orders	107	▲	+39.0%	+30
GRAND TOTAL	12,824	▲	11.4%	+1,312

* Compared to same time period as previous year

** Case Type Categories are defined in the 2017 Virginia Judicial Workload Assessment

The data reported reflect the case management system. The case types reported may not necessitate judicial involvement.

2024 Overall GRAND TOTAL		Distribution of Caseload			Change*		Percentage (%) of Caseload		
4,214	-801 -16.0%	Criminal	507	12%	5.4% ▲	+26	Criminal	2023 9.6%	2024 12.0%
2024		Traffic	2,647	63%	-27.5% ▼	-1,002	Traffic	72.8%	62.8%
2023		Civil	1,008	24%	23.2% ▲	+190	Civil	16.3%	23.9%
		Civil Commitments	52	1%	-22.4% ▼	-15	Civil Commitments	1.3%	1.2%
		GRAND TOTAL	4,214	100%	-16.0% ▼	-801	GRAND TOTAL	100%	100%

Dispositions by Division & Code

Division	Case Type Description	Code	Summary	Change	% Change	Absolute Change
Criminal	Misdemeanor	M	277	▲	+20.4%	+47
	Felony	F	97	▼	-7.6%	-8
	Show Cause	SC	59	▼	-18.1%	-13
	Capias	CA	49	▲	+6.5%	+3
	Civil Violation	CV	25	▼	-10.7%	-3
	Total			507	▲	5.4%
Traffic	Infraction	I	1,969	▼	-36.0%	-1,109
	Misdemeanor	M	503	▲	+9.6%	+44
	Show Cause	SC	93	▲	+14.8%	+12
	Capias	CA	77	▲	+196.2%	+51
	Felony	F	4	↔	-	-
	Civil Violation	CV	1	↔	-	-
Total			2,647	▼	-27.5%	-1,002
Civil	Warrant in Debt	WD	593	▲	+65.6%	+235
	Garnishment	GA	221	▲	+4.2%	+9
	Impoundment	IM	48	▼	-49.5%	-47
	Other	OT	33	▼	-10.8%	-4
	Preliminary Protective Order	PP	32	▲	+100.0%	+16
	Unlawful Detainer	UD	24	▼	-42.9%	-18
	Admin License	AL	12	▼	-33.3%	-6
	Interrogatory	IN	12	▼	-14.3%	-2
	Protective Order	PO	12	▲	+9.1%	+1
	Show Cause	SC	12	▲	+100.0%	+6
	Detinue	DT	5	▼	-28.6%	-2
	Motion for Judgment	MJ	2	▲	-	+2
	Abstract	AJ	1	▲	-	+1
	Petition-Restore Arms	PR	1	▲	-	+1
	Overweight	OC	0	▼	-100.0%	-1
	Tenants Assertion	TA	0	▼	-100.0%	-1
Total			1,008	▲	23.2%	+190
Civil Commitments	Mental Commitment	MC	21	▲	+31.3%	+5
	Temporary Detention Order	TD	21	▼	-44.7%	-17
	Emergency Custody Order	EC	9	▼	-30.8%	-4
	Medical Emergency Custody Order	ME	1	▲	-	+1
Total			52	▼	-22.4%	-15
GRAND TOTAL			4,214	▼	-16.0%	-801

Dispositions by Major Case Category**

Category	Summary	Change	% Change	Absolute Change
Felony	101	▼	-7.3%	-8
Garnishment	233	▼	+3.1%	+7
General Civil	608	▲	+61.7%	+232
Infraction/Civil Violation	1,995	▼	-35.8%	-1,113
Landlord /Tenant	24	▼	-44.2%	-19
Misdemeanor	780	▲	+13.2%	+91
Other	429	▲	-1.8%	-8

* Compared to same time period as previous year

** Case Type Categories are defined in the 2017 Virginia Judicial Workload Assessment

The data reported reflect the case management system. The case types reported may not necessitate judicial involvement.

CPSS - GCMS CASELOAD STATISTICS OF THE GENERAL DISTRICT COURTS
January 2024 thru December 2024 Dispositions (Compared to January 2023 thru December 2023)

Protective Orders	44	▲	+63.0%	+17
GRAND TOTAL	4,214	▼	-16.0%	-801

* Compared to same time period as previous year
** Case Type Categories are defined in the 2017 Virginia Judicial Workload Assessment
The data reported reflect the case management system. The case types reported may not necessitate judicial involvement.
1/14/2025 11:42:58AM Source: SCV-SQL-Information

2024 Overall GRAND TOTAL		Distribution of Caseload			Change*		Percentage (%) of Caseload		
7,456	+603 8.8%	Criminal	538	7%	10.0% ▲	+49	Criminal	2023 7.1%	2024 7.2%
2024		Traffic	6,062	81%	5.2% ▲	+302	Traffic	84.1%	81.3%
2023		Civil	846	11%	40.5% ▲	+244	Civil	8.8%	11.3%
		Civil Commitments	10	0%	400.0% ▲	+8	Civil Commitments	0.0%	0.1%
		GRAND TOTAL	7,456	100%	8.8% ▲	+603	GRAND TOTAL	100%	100%

Dispositions by Division & Code

Division	Case Type Description	Code	Summary	Change	% Change	Absolute Change
Criminal	Misdemeanor	M	365	▲	+8.3%	+28
	Felony	F	93	▲	+40.9%	+27
	Civil Violation	CV	41	▲	+17.1%	+6
	Show Cause	SC	24	▲	+20.0%	+4
	Capias	CA	15	▼	-51.6%	-16
	Total			538	▲	10.0%
Traffic	Infraction	I	4,819	▲	+6.2%	+281
	Misdemeanor	M	1,226	▲	+2.5%	+30
	Capias	CA	6	▼	-25.0%	-2
	Felony	F	4	▼	-33.3%	-2
	Show Cause	SC	4	▼	-63.6%	-7
	Civil Violation	CV	2	▲	+100.0%	+1
	Other	O	1	▲	-	+1
	Total			6,062	▲	5.2%
Civil	Warrant in Debt	WD	442	▲	+84.9%	+203
	Garnishment	GA	156	▲	+8.3%	+12
	Admin License	AL	72	▲	+7.5%	+5
	Unlawful Detainer	UD	61	▲	+19.6%	+10
	Other	OT	34	▲	-2.9%	-1
	Impoundment	IM	19	▲	+90.0%	+9
	Preliminary Protective Order	PP	15	▼	-11.8%	-2
	Motion for Judgment	MJ	11	▲	+57.1%	+4
	Overweight	OC	9	▲	+80.0%	+4
	Detinue	DT	8	▲	+100.0%	+4
	Protective Order	PO	7	▲	+16.7%	+1
	Show Cause	SC	6	▼	-14.3%	-1
	Interrogatory	IN	4	▼	-20.0%	-1
	Abstract	AJ	1	▲	-	+1
	Tenants Assertion	TA	1	↔	-	-
	Counter Claim	CC	0	▼	-100.0%	-3
Third Party Claim	TH	0	▼	-100.0%	-1	
Total			846	▲	40.5%	+244
Civil Commitments	Emergency Custody Order	EC	6	▲	+200.0%	+4
	Temporary Detention Order	TD	3	▲	-	+3
	Mental Commitment	MC	1	▲	-	+1
Total			10	▲	400.0%	+8
GRAND TOTAL			7,456	▲	8.8%	+603

Dispositions by Major Case Category**

Category	Summary	Change	% Change	Absolute Change
Felony	97	▲	+34.7%	+25
Garnishment	160	▼	+7.4%	+11
General Civil	473	▲	+83.3%	+215
Infraction/Civil Violation	4,872	▲	+6.4%	+293
Landlord /Tenant	62	▲	+19.2%	+10
Misdemeanor	1,591	▲	+3.8%	+58

* Compared to same time period as previous year

** Case Type Categories are defined in the 2017 Virginia Judicial Workload Assessment

The data reported reflect the case management system. The case types reported may not necessitate judicial involvement.

CPSS - GCMS CASELOAD STATISTICS OF THE GENERAL DISTRICT COURTS

January 2024 thru December 2024 Dispositions (Compared to January 2023 thru December 2023)

Other	179	▲	-4.3%	-8
Protective Orders	22	▲	-4.3%	-1
GRAND TOTAL	7,456	▲	8.8%	+603

* Compared to same time period as previous year

** Case Type Categories are defined in the 2017 Virginia Judicial Workload Assessment

The data reported reflect the case management system. The case types reported may not necessitate judicial involvement.

2024 Overall GRAND TOTAL		Distribution of Caseload			Change*		Percentage (%) of Caseload		
6,491	+1,543 31.2%	Criminal	590	9%	4.1% ▲	+23	Criminal	2023 11.5%	2024 9.1%
2024	↑	Traffic	4,886	75%	35.3% ▲	+1,274	Traffic	73.0%	75.3%
2023		Civil	968	15%	33.0% ▲	+240	Civil	14.7%	14.9%
		Civil Commitments	47	1%	14.6% ▲	+6	Civil Commitments	0.8%	0.7%
		GRAND TOTAL	6,491	100%	31.2% ▲	+1,543	GRAND TOTAL	100%	100%

Dispositions by Division & Code

Division	Case Type Description	Code	Summary	Change	% Change	Absolute Change
Criminal	Misdemeanor	M	375	▲	+11.9%	+40
	Felony	F	94	▼	-10.5%	-11
	Civil Violation	CV	49	▲	+4.3%	+2
	Capias	CA	41	▼	-8.9%	-4
	Show Cause	SC	29	▼	-9.4%	-3
	Restricted Operators License	RL	2	▼	-33.3%	-1
	Total			590	▲	4.1%
Traffic	Infraction	I	4,296	▲	+37.0%	+1,161
	Misdemeanor	M	572	▲	+27.4%	+123
	Capias	CA	7	▼	-30.0%	-3
	Felony	F	6	↔	-	-
	Show Cause	SC	3	▼	-57.1%	-4
	Civil Violation	CV	1	▼	-75.0%	-3
	Restricted Operators License	RL	1	↔	-	-
Total			4,886	▲	35.3%	+1,274
Civil	Warrant in Debt	WD	385	▲	+63.8%	+150
	Garnishment	GA	243	▲	+11.0%	+24
	Unlawful Detainer	UD	83	▼	-8.8%	-8
	Admin License	AL	50	▼	-7.4%	-4
	Other	OT	49	▲	+81.5%	+22
	Preliminary Protective Order	PP	43	▲	+95.5%	+21
	Protective Order	PO	40	▲	+100.0%	+20
	Impoundment	IM	21	▲	+90.9%	+10
	Interrogatory	IN	16	▲	+128.6%	+9
	Show Cause	SC	15	↔	-	-
	Abstract	AJ	11	↔	-	-
	Motion for Judgment	MJ	5	▼	-28.6%	-2
	Tenants Assertion	TA	5	▲	+150.0%	+3
	Detinue	DT	1	▲	-	+1
	Zoning Violation	ZO	1	▼	-50.0%	-1
	Counter Claim	CC	0	▼	-100.0%	-2
	Overweight	OC	0	▼	-100.0%	-1
Petition-Restore Arms	PR	0	▼	-100.0%	-2	
Total			968	▲	33.0%	+240
Civil Commitments	Temporary Detention Order	TD	32	▼	-3.0%	-1
	Emergency Custody Order	EC	15	▲	+87.5%	+7
Total			47	▲	14.6%	+6
GRAND TOTAL			6,491	▲	31.2%	+1,543

Dispositions by Major Case Category**

Category	Summary	Change	% Change	Absolute Change
Felony	100	▼	-9.9%	-11
Garnishment	259	▲	+14.6%	+33
General Civil	403	▲	+63.2%	+156
Infraction/Civil Violation	4,346	▼	+36.4%	+1,159
Landlord /Tenant	88	▲	-5.4%	-5
Misdemeanor	951	▼	+20.4%	+161

* Compared to same time period as previous year

** Case Type Categories are defined in the 2017 Virginia Judicial Workload Assessment

The data reported reflect the case management system. The case types reported may not necessitate judicial involvement.

CPSS - GCMS CASELOAD STATISTICS OF THE GENERAL DISTRICT COURTS

January 2024 thru December 2024 Dispositions (Compared to January 2023 thru December 2023)

Greene

District: 16 FIPS: 079

Other	261	▲	+3.6%	+9
Protective Orders	83	▲	+97.6%	+41
GRAND TOTAL	6,491	▲	31.2%	+1,543

* Compared to same time period as previous year

** Case Type Categories are defined in the 2017 Virginia Judicial Workload Assessment

The data reported reflect the case management system. The case types reported may not necessitate judicial involvement.

2024 Overall GRAND TOTAL		Distribution of Caseload			Change*		Percentage (%) of Caseload		
7,604	+884 13.2%	Criminal	1,301	17%	20.0% ▲	+217	Criminal	2023 16.1%	2024 17.1%
2024		Traffic	4,085	54%	4.6% ▲	+181	Traffic	58.1%	53.7%
2023		Civil	2,126	28%	28.0% ▲	+465	Civil	24.7%	28.0%
		Civil Commitments	92	1%	29.6% ▲	+21	Civil Commitments	1.1%	1.2%
		GRAND TOTAL	7,604	100%	13.2% ▲	+884	GRAND TOTAL	100%	100%

Dispositions by Division & Code

Division	Case Type Description	Code	Summary	Change	% Change	Absolute Change
Criminal	Misdemeanor	M	777	▲	+39.2%	+219
	Felony	F	277	▼	-15.0%	-49
	Capias	CA	102	▲	+17.2%	+15
	Show Cause	SC	79	▲	+14.5%	+10
	Civil Violation	CV	66	▲	+50.0%	+22
	Total			1,301	▲	20.0%
Traffic	Infraction	I	3,287	▲	+4.0%	+127
	Misdemeanor	M	772	▲	+9.5%	+67
	Capias	CA	10	▼	-23.1%	-3
	Felony	F	10	▼	-37.5%	-6
	Show Cause	SC	6	▼	-33.3%	-3
	Civil Violation	CV	0	▼	-100.0%	-1
	Total			4,085	▲	4.6%
Civil	Warrant in Debt	WD	1,099	▲	+63.5%	+427
	Garnishment	GA	426	▲	+9.2%	+36
	Impoundment	IM	178	▲	+5.3%	+9
	Unlawful Detainer	UD	134	▼	-23.0%	-40
	Other	OT	101	▲	+23.2%	+19
	Admin License	AL	61	▼	-4.7%	-3
	Preliminary Protective Order	PP	38	▲	+22.6%	+7
	Protective Order	PO	18	▲	+20.0%	+3
	Show Cause	SC	17	▲	+54.5%	+6
	Detinue	DT	14	▲	+27.3%	+3
	Motion for Judgment	MJ	12	▲	+9.1%	+1
	Abstract	AJ	9	▼	-47.1%	-8
	Interrogatory	IN	9	▲	+12.5%	+1
	Counter Claim	CC	6	▲	+200.0%	+4
	Tenants Assertion	TA	2	▼	-33.3%	-1
	Capias	CA	1	▲	-	+1
	Restricted Operators License	RL	1	▲	-	+1
	Overweight	OC	0	▼	-100.0%	-1
	Total			2,126	▲	28.0%
Civil Commitments	Temporary Detention Order	TD	77	▲	+37.5%	+21
	Emergency Custody Order	EC	15	↔	-	-
	Total		92	▲	29.6%	+21
GRAND TOTAL			7,604	▲	13.2%	+884

Dispositions by Major Case Category**

Category	Summary	Change	% Change	Absolute Change
Felony	287	▼	-16.1%	-55
Garnishment	435	▲	+9.3%	+37
General Civil	1,144	▲	+60.2%	+430
Infraction/Civil Violation	3,353	▼	+4.6%	+147
Landlord /Tenant	136	▼	-23.2%	-41
Misdemeanor	1,550	▲	+22.7%	+287
Other	643	▲	+12.0%	+69

* Compared to same time period as previous year

** Case Type Categories are defined in the 2017 Virginia Judicial Workload Assessment

The data reported reflect the case management system. The case types reported may not necessitate judicial involvement.

CPSS - GCMS CASELOAD STATISTICS OF THE GENERAL DISTRICT COURTS
 January 2024 thru December 2024 Dispositions (Compared to January 2023 thru December 2023)

Protective Orders	56	▲	+21.7%	+10
GRAND TOTAL	7,604	▲	13.2%	+884

* Compared to same time period as previous year

** Case Type Categories are defined in the 2017 Virginia Judicial Workload Assessment

The data reported reflect the case management system. The case types reported may not necessitate judicial involvement.

2024 Overall GRAND TOTAL		Distribution of Caseload			Change*		Percentage (%) of Caseload		
4,668	+163 3.6%	Criminal	253	5%	29.1% ▲	+57	Criminal	2023 4.4%	2024 5.4%
2024		Traffic	4,039	87%	2.1% ▲	+84	Traffic	87.8%	86.5%
2023		Civil	371	8%	10.4% ▲	+35	Civil	7.5%	7.9%
		Civil Commitments	5	0%	-72.2% ▼	-13	Civil Commitments	0.4%	0.1%
		GRAND TOTAL	4,668	100%	3.6% ▲	+163	GRAND TOTAL	100%	100%

Dispositions by Division & Code

Division	Case Type Description	Code	Summary	Change	% Change	Absolute Change
Criminal	Misdemeanor	M	141	▲	+36.9%	+38
	Felony	F	52	▲	+20.9%	+9
	Civil Violation	CV	25	▲	+108.3%	+13
	Show Cause	SC	18	▼	-10.0%	-2
	Capias	CA	16	▼	-11.1%	-2
	Restricted Operators License	RL	1	▲	-	+1
	Total			253	▲	29.1%
Traffic	Infraction	I	3,336	▼	-4.5%	-157
	Misdemeanor	M	625	▲	+54.3%	+220
	Capias	CA	43	▲	+87.0%	+20
	Show Cause	SC	26	▼	-16.1%	-5
	Felony	F	4	▲	+100.0%	+2
	Restricted Operators License	RL	4	▲	+300.0%	+3
	Civil Violation	CV	1	▲	-	+1
Total			4,039	▲	2.1%	+84
Civil	Warrant in Debt	WD	227	▲	+51.3%	+77
	Garnishment	GA	70	▼	-13.6%	-11
	Unlawful Detainer	UD	16	▼	-23.8%	-5
	Admin License	AL	10	▼	-44.4%	-8
	Other	OT	10	▼	-52.4%	-11
	Preliminary Protective Order	PP	10	▲	+11.1%	+1
	Protective Order	PO	9	▲	+50.0%	+3
	Show Cause	SC	5	▲	+25.0%	+1
	Impoundment	IM	4	▼	-60.0%	-6
	Counter Claim	CC	3	▲	-	+3
	Detinue	DT	3	▲	+50.0%	+1
	Interrogatory	IN	2	▼	-71.4%	-5
	Overweight	OC	2	▲	-	+2
	Abstract	AJ	0	▼	-100.0%	-2
	Capias	CA	0	▼	-100.0%	-4
Tenants Assertion	TA	0	▼	-100.0%	-1	
Total			371	▲	10.4%	+35
Civil Commitments	Emergency Custody Order	EC	2	▼	-71.4%	-5
	Temporary Detention Order	TD	2	▼	-81.8%	-9
	Mental Commitment	MC	1	▲	-	+1
Total			5	▼	-72.2%	-13
GRAND TOTAL			4,668	▲	3.6%	+163

Dispositions by Major Case Category**

Category	Summary	Change	% Change	Absolute Change
Felony	56	▲	+24.4%	+11
Garnishment	72	▼	-18.2%	-16
General Civil	236	▲	+50.3%	+79
Infraction/Civil Violation	3,364	▲	-4.0%	-141
Landlord /Tenant	16	▼	-27.3%	-6
Misdemeanor	771	▲	+51.5%	+262

* Compared to same time period as previous year

** Case Type Categories are defined in the 2017 Virginia Judicial Workload Assessment

The data reported reflect the case management system. The case types reported may not necessitate judicial involvement.

CPSS - GCMS CASELOAD STATISTICS OF THE GENERAL DISTRICT COURTS

January 2024 thru December 2024 Dispositions (Compared to January 2023 thru December 2023)

Other	134	▲	-18.3%	-30
Protective Orders	19	▲	+26.7%	+4
GRAND TOTAL	4,668	▲	3.6%	+163

* Compared to same time period as previous year

** Case Type Categories are defined in the 2017 Virginia Judicial Workload Assessment

The data reported reflect the case management system. The case types reported may not necessitate judicial involvement.

CPSS - GCMS CASELOAD STATISTICS OF THE GENERAL DISTRICT COURTS
 January 2024 thru December 2024 Dispositions (Compared to January 2023 thru December 2023)

2024 Overall GRAND TOTAL		Distribution of Caseload			Change*		Percentage (%) of Caseload		
10,908	+1,756 19.2%	Criminal	1,135	10%	-1.4% ▼	-16	Criminal	2023 12.6%	2024 10.4%
2024		Traffic	7,155	66%	21.6% ▲	+1,269	Traffic	64.3%	65.6%
2023		Civil	2,540	23%	24.0% ▲	+492	Civil	22.4%	23.3%
		Civil Commitments	78	1%	16.4% ▲	+11	Civil Commitments	0.7%	0.7%
		GRAND TOTAL	10,908	100%	19.2% ▲	+1,756	GRAND TOTAL	100%	100%

Dispositions by Division & Code

Division	Case Type Description	Code	Summary	Change	% Change	Absolute Change
Criminal	Misdemeanor	M	656	▼	-3.2%	-22
	Felony	F	292	▲	+23.7%	+56
	Show Cause	SC	91	▲	+24.7%	+18
	Capias	CA	57	▼	-36.7%	-33
	Civil Violation	CV	39	▼	-47.3%	-35
	Total			1,135	▼	-1.4%
Traffic	Infraction	I	5,579	▲	+21.7%	+996
	Misdemeanor	M	1,192	▲	+12.8%	+135
	Other	O	344	▲	+72.0%	+144
	Felony	F	17	▼	-10.5%	-2
	Show Cause	SC	13	▲	+8.3%	+1
	Capias	CA	8	▼	-38.5%	-5
	Civil Violation	CV	2	↔		-
Total			7,155	▲	21.6%	+1,269
Civil	Warrant in Debt	WD	1,413	▲	+46.4%	+448
	Garnishment	GA	520	▲	+9.2%	+44
	Unlawful Detainer	UD	209	▲	+5.0%	+10
	Detinue	DT	73	▲	+25.9%	+15
	Other	OT	64	▼	-16.9%	-13
	Admin License	AL	58	▼	-7.9%	-5
	Preliminary Protective Order	PP	52	▲	+6.1%	+3
	Impoundment	IM	45	↔		-
	Protective Order	PO	39	▲	+30.0%	+9
	Interrogatory	IN	21	▲	+5.0%	+1
	Show Cause	SC	21	▼	-4.5%	-1
	Abstract	AJ	9	▼	-50.0%	-9
	Motion for Judgment	MJ	9	▲	+12.5%	+1
	Counter Claim	CC	4	▲	+33.3%	+1
	Capias	CA	1	↔		-
	Detinue Seizure	DZ	1	▲	-	+1
	Tenants Assertion	TA	1	↔		-
	Petition-Restore Arms	PR	0	▼	-100.0%	-1
	Third Party Claim	TH	0	▼	-100.0%	-1
	Zoning Violation	ZO	0	▼	-100.0%	-11
Total			2,540	▲	24.0%	+492
Civil Commitments	Temporary Detention Order	TD	62	▲	+21.6%	+11
	Emergency Custody Order	EC	16	↔		-
Total			78	▲	16.4%	+11
GRAND TOTAL			10,908	▲	19.2%	+1,756

Dispositions by Major Case Category**

Category	Summary	Change	% Change	Absolute Change
Felony	309	▲	+21.2%	+54
Garnishment	541	▲	+9.1%	+45
General Civil	1,500	▲	+44.1%	+459
Infraction/Civil Violation	5,964	▲	+22.7%	+1,105
Landlord /Tenant	210	▲	+5.0%	+10

* Compared to same time period as previous year

** Case Type Categories are defined in the 2017 Virginia Judicial Workload Assessment

The data reported reflect the case management system. The case types reported may not necessitate judicial involvement.

CPSS - GCMS CASELOAD STATISTICS OF THE GENERAL DISTRICT COURTS

January 2024 thru December 2024 Dispositions (Compared to January 2023 thru December 2023)

Orange

District: 16 FIPS: 137

Misdemeanor	1,848	▼	+5.8%	+102
Other	445	▼	-6.5%	-31
Protective Orders	91	▲	+15.2%	+12
GRAND TOTAL	10,908	▲	19.2%	+1,756

* Compared to same time period as previous year

** Case Type Categories are defined in the 2017 Virginia Judicial Workload Assessment

The data reported reflect the case management system. The case types reported may not necessitate judicial involvement.

2024 Overall GRAND TOTAL		Distribution of Caseload			Change*		Percentage (%) of Caseload		
40,931	-2,680 -6.1%	Criminal	8,252	20%	5.6% ▲	+436	Criminal	2023 17.9%	2024 20.2%
2024		Traffic	23,704	58%	-12.2% ▼	-3,295	Traffic	61.9%	57.9%
2023		Civil	8,311	20%	2.6% ▲	+211	Civil	18.6%	20.3%
		Civil Commitments	664	2%	-4.6% ▼	-32	Civil Commitments	1.6%	1.6%
		GRAND TOTAL	40,931	100%	-6.1% ▼	-2,680	GRAND TOTAL	100%	100%

Dispositions by Division & Code

Division	Case Type Description	Code	Summary	Change	% Change	Absolute Change
Criminal	Misdemeanor	M	4,191	▼	-0.5%	-23
	Felony	F	2,177	▲	+1.4%	+30
	Capias	CA	899	▲	+2.9%	+25
	Civil Violation	CV	817	▲	+108.4%	+425
	Show Cause	SC	168	▼	-11.1%	-21
	Total			8,252	▲	5.6%
Traffic	Infraction	I	18,621	▼	-13.8%	-2,993
	Misdemeanor	M	3,907	▼	-8.7%	-373
	Other	O	683	▲	+22.0%	+123
	Capias	CA	196	▼	-8.8%	-19
	Civil Violation	CV	101	▼	-17.2%	-21
	Felony	F	99	▼	-2.9%	-3
	Show Cause	SC	97	▼	-8.5%	-9
	Total			23,704	▼	-12.2%
Civil	Unlawful Detainer	UD	2,993	▲	+3.7%	+106
	Warrant in Debt	WD	2,610	▲	+30.4%	+608
	Garnishment	GA	1,101	▼	-0.5%	-5
	Motion for Judgment	MJ	668	▼	-41.0%	-464
	Admin License	AL	309	▲	+3.0%	+9
	Preliminary Protective Order	PP	175	▼	-13.4%	-27
	Protective Order	PO	136	▼	-6.2%	-9
	Other	OT	97	▼	-19.2%	-23
	Show Cause	SC	65	▼	-1.5%	-1
	Interrogatory	IN	41	▲	+10.8%	+4
	Impoundment	IM	33	▼	-2.9%	-1
	Tenants Assertion	TA	26	▲	+4.0%	+1
	Counter Claim	CC	19	▲	+58.3%	+7
	Bond Forfeiture	BF	15	▲	+15.4%	+2
	Petition-Restore Arms	PR	6	▲	+200.0%	+4
	Third Party Claim	TH	6	▲	+50.0%	+2
	Detinue	DT	5	▼	-28.6%	-2
	Capias	CA	3	▼	-40.0%	-2
	Overweight	OC	1	↔		-
	Petition to Require Blood Test	BT	1	▲	-	+1
	Restricted Operators License	RL	1	▲	-	+1
Total			8,311	▲	2.6%	+211
Civil Commitments	Mental Commitment	MC	400	▲	+10.5%	+38
	Temporary Detention Order	TD	89	▼	-24.6%	-29
	Other	OT	78	▼	-27.1%	-29
	Emergency Custody Order	EC	60	▼	-25.0%	-20
	Petition	PT	28	▲	+47.4%	+9
	Medical Emergency Temporary Detention Order	MT	8	▼	-11.1%	-1
	Medical Emergency Custody Order	ME	1	↔		-
Total			664	▼	-4.6%	-32
GRAND TOTAL			40,931	▼	-6.1%	-2,680

* Compared to same time period as previous year

** Case Type Categories are defined in the 2017 Virginia Judicial Workload Assessment

The data reported reflect the case management system. The case types reported may not necessitate judicial involvement.

Dispositions by Major Case Category**

Category	Summary	Change	% Change	Absolute Change
Felony	2,276	▼	+1.2%	+27
Garnishment	1,142	▲	-0.1%	-1
General Civil	3,311	▲	+4.6%	+146
Infraction/Civil Violation	20,223	▲	-10.9%	-2,466
Involuntary Civil Commitments	106	▲	-15.9%	-20
Landlord /Tenant	3,019	▲	+3.7%	+107
Misdemeanor	8,099	▲	-4.7%	-395
Other	2,444	▲	-1.7%	-42
Protective Orders	311	▼	-10.4%	-36
GRAND TOTAL	40,931	▼	-6.1%	-2,680

* Compared to same time period as previous year

** Case Type Categories are defined in the 2017 Virginia Judicial Workload Assessment

The data reported reflect the case management system. The case types reported may not necessitate judicial involvement.

2024 Overall GRAND TOTAL		Distribution of Caseload			Change*		Percentage (%) of Caseload		
2,877	+21 0.7%	Criminal	324	11%	17.0% ▲	+47	Criminal	2023 9.7%	2024 11.3%
2024	↑	Traffic	2,267	79%	-0.6% ▼	-13	Traffic	79.8%	78.8%
2023		Civil	286	10%	-4.3% ▼	-13	Civil	10.5%	9.9%
		GRAND TOTAL	2,877	100%	0.7% ▲	+21	GRAND TOTAL	100%	100%

Dispositions by Division & Code

Division	Case Type Description	Code	Summary	Change	% Change	Absolute Change
Criminal	Misdemeanor	M	209	▲	+29.0%	+47
	Capias	CA	53	▲	+12.8%	+6
	Felony	F	53	▼	-11.7%	-7
	Show Cause	SC	8	▲	+33.3%	+2
	Civil Violation	CV	1	▼	-50.0%	-1
	Total			324	▲	17.0%
Traffic	Infraction	I	1,898	▼	-3.7%	-73
	Misdemeanor	M	284	▲	+35.9%	+75
	Other	O	61	▼	-10.3%	-7
	Civil Violation	CV	9	▲	+50.0%	+3
	Felony	F	6	▲	+50.0%	+2
	Capias	CA	5	▼	-50.0%	-5
	Show Cause	SC	4	▼	-66.7%	-8
Total			2,267	▼	-0.6%	-13
Civil	Unlawful Detainer	UD	109	▼	-4.4%	-5
	Warrant in Debt	WD	93	▲	+14.8%	+12
	Garnishment	GA	46	▼	-23.3%	-14
	Admin License	AL	23	↔		-
	Preliminary Protective Order	PP	4	↔		-
	Show Cause	SC	3	▲	-	+3
	Impoundment	IM	2	▲	+100.0%	+1
	Other	OT	2	▼	-50.0%	-2
	Tenants Assertion	TA	2	▲	+100.0%	+1
	Counter Claim	CC	1	▲	-	+1
	Protective Order	PO	1	▼	-80.0%	-4
	Bond Forfeiture	BF	0	▼	-100.0%	-3
	Interrogatory	IN	0	▼	-100.0%	-2
	Petition-Restore Arms	PR	0	▼	-100.0%	-1
Total			286	▼	-4.3%	-13
GRAND TOTAL			2,877	▲	0.7%	+21

Dispositions by Major Case Category**

Category	Summary	Change	% Change	Absolute Change
Felony	59	▲	-7.8%	-5
Garnishment	46	▼	-25.8%	-16
General Civil	93	▼	+13.4%	+11
Infraction/Civil Violation	1,969	▼	-3.8%	-78
Landlord /Tenant	111	▲	-3.5%	-4
Misdemeanor	493	▲	+32.9%	+122
Other	101	▲	-4.7%	-5
Protective Orders	5	▼	-44.4%	-4
GRAND TOTAL	2,877	▲	0.7%	+21

* Compared to same time period as previous year
 ** Case Type Categories are defined in the 2017 Virginia Judicial Workload Assessment
 The data reported reflect the case management system. The case types reported may not necessitate judicial involvement.
 1/14/2025 11:42:58AM Source: SCV-SQL-Information

CPSS - GCMS CASELOAD STATISTICS OF THE GENERAL DISTRICT COURTS

January 2024 thru December 2024 Dispositions (Compared to January 2023 thru December 2023)

Alexandria

District: 18 FIPS: 510

2024 Overall GRAND TOTAL		Distribution of Caseload			Change*		Percentage (%) of Caseload		
23,918	+1,087 4.8%	Criminal	4,378	18%	7.4% ▲	+301	Criminal	2023 17.9%	2024 18.3%
2024		Traffic	9,726	41%	4.5% ▲	+418	Traffic	40.8%	40.7%
2023		Civil	9,013	38%	3.7% ▲	+321	Civil	38.1%	37.7%
		Civil Commitments	801	3%	6.2% ▲	+47	Civil Commitments	3.3%	3.3%
		GRAND TOTAL	23,918	100%	4.8% ▲	+1,087	GRAND TOTAL	100%	100%

Dispositions by Division & Code

Division	Case Type Description	Code	Summary	Change	% Change	Absolute Change
Criminal	Misdemeanor	M	2,753	▲	+9.9%	+247
	Felony	F	1,129	▲	+13.4%	+133
	Capias	CA	284	▲	+14.5%	+36
	Show Cause	SC	141	▼	-13.5%	-22
	Civil Violation	CV	71	▼	-56.7%	-93
	Total			4,378	▲	7.4%
Traffic	Infraction	I	7,141	▲	+13.3%	+838
	Misdemeanor	M	1,615	▲	+1.1%	+18
	Other	O	790	▼	-33.8%	-403
	Felony	F	63	▼	-22.2%	-18
	Show Cause	SC	47	▼	-39.7%	-31
	Civil Violation	CV	45	▲	+125.0%	+25
	Capias	CA	25	▼	-30.6%	-11
Total			9,726	▲	4.5%	+418
Civil	Unlawful Detainer	UD	4,157	▼	-4.5%	-197
	Warrant in Debt	WD	2,740	▲	+25.1%	+550
	Garnishment	GA	1,163	▼	-6.6%	-82
	Other	OT	282	▼	+15.6%	+38
	Protective Order	PO	228	▲	+14.0%	+28
	Preliminary Protective Order	PP	179	▼	-3.2%	-6
	Bond Forfeiture	BF	95	▼	-14.4%	-16
	Interrogatory	IN	45	▲	+4.7%	+2
	Admin License	AL	32	▲	+39.1%	+9
	Tenants Assertion	TA	25	▲	+4.2%	+1
	Abstract	AJ	19	▼	-44.1%	-15
	Motion for Judgment	MJ	18	↔		-
	Counter Claim	CC	17	↔		-
	Detinue	DT	7	▲	+133.3%	+4
	Overweight	OC	3	▲	-	+3
	Petition-Restore Arms	PR	2	▲	-	+2
	Cross Claim	CR	1	▲	-	+1
	Restricted Operators License	RL	0	▼	-100.0%	-1
Total			9,013	▲	3.7%	+321
Civil Commitments	Temporary Detention Order	TD	342	▼	-2.3%	-8
	Mental Commitment	MC	278	▲	+6.5%	+17
	Emergency Custody Order	EC	122	▲	+3.4%	+4
	Petition	PT	33	▲	+73.7%	+14
	Other	OT	26	▲	+333.3%	+20
Total			801	▲	6.2%	+47
GRAND TOTAL			23,918	▲	4.8%	+1,087

Dispositions by Major Case Category**

Category	Summary	Change	% Change	Absolute Change
Felony	1,192	▼	+10.7%	+115
Garnishment	1,208	▼	-6.2%	-80
General Civil	2,779	▲	+24.8%	+553
Infraction/Civil Violation	8,050	▲	+4.8%	+370

* Compared to same time period as previous year

** Case Type Categories are defined in the 2017 Virginia Judicial Workload Assessment

The data reported reflect the case management system. The case types reported may not necessitate judicial involvement.

CPSS - GCMS CASELOAD STATISTICS OF THE GENERAL DISTRICT COURTS
 January 2024 thru December 2024 Dispositions (Compared to January 2023 thru December 2023)

Involuntary Civil Commitments	59	▲	+136.0%	+34
Landlord /Tenant	4,182	▼	-4.5%	-196
Misdemeanor	4,368	▼	+6.4%	+264
Other	1,673	▲	+0.3%	+5
Protective Orders	407	▲	+5.7%	+22
GRAND TOTAL	23,918	▲	4.8%	+1,087

* Compared to same time period as previous year

** Case Type Categories are defined in the 2017 Virginia Judicial Workload Assessment

The data reported reflect the case management system. The case types reported may not necessitate judicial involvement.

2024 Overall GRAND TOTAL		Distribution of Caseload			Change*		Percentage (%) of Caseload		
234,880	+25,957 12.4%	Criminal	29,324	12%	16.7% ▲	+4,188	Criminal	2023 12.0%	2024 12.5%
2024		Traffic	165,619	71%	10.4% ▲	+15,568	Traffic	71.8%	70.5%
2023		Civil	35,510	15%	18.7% ▲	+5,598	Civil	14.3%	15.1%
		Civil Commitments	4,427	2%	15.8% ▲	+603	Civil Commitments	1.8%	1.9%
		GRAND TOTAL	234,880	100%	12.4% ▲	+25,957	GRAND TOTAL	100%	100%

Dispositions by Division & Code

Division	Case Type Description	Code	Summary	Change	% Change	Absolute Change
Criminal	Misdemeanor	M	15,527	▲	+17.1%	+2,264
	Felony	F	9,917	▲	+11.6%	+1,032
	Capias	CA	2,806	▲	+35.0%	+728
	Show Cause	SC	697	▲	+6.1%	+40
	Civil Violation	CV	373	▲	+54.1%	+131
	Motion	MO	4	▼	-63.6%	-7
	Total			29,324	▲	16.7%
Traffic	Infraction	I	144,953	▲	+12.6%	+16,172
	Misdemeanor	M	17,923	▼	-2.7%	-494
	Capias	CA	1,143	▲	+0.9%	+10
	Show Cause	SC	587	▼	-5.6%	-35
	Felony	F	403	▲	+0.8%	+3
	Civil Violation	CV	380	▼	-2.3%	-9
	Motion	MO	206	▼	-28.7%	-83
	Restricted Operators License	RL	21	▲	+40.0%	+6
	Other	O	3	▼	-40.0%	-2
Total			165,619	▲	10.4%	+15,568
Civil	Warrant in Debt	WD	16,100	▲	+38.4%	+4,467
	Unlawful Detainer	UD	8,480	▲	+7.0%	+557
	Garnishment	GA	6,200	▲	+12.3%	+677
	Admin License	AL	1,379	▲	+0.7%	+10
	Other	OT	539	▲	+24.2%	+105
	Preliminary Protective Order	PP	522	▼	-1.7%	-9
	Protective Order	PO	433	▲	+13.9%	+53
	Show Cause	SC	354	▲	+4.7%	+16
	Interrogatory	IN	286	▲	+1.4%	+4
	Bond Forfeiture	BF	212	▼	-24.8%	-70
	Zoning Violation	ZO	198	▼	-9.2%	-20
	Motion for Judgment	MJ	158	▲	+6.8%	+10
	Impoundment	IM	130	▼	-27.0%	-48
	Counter Claim	CC	110	▼	-16.0%	-21
	Overweight	OC	106	▼	-40.1%	-71
	Abstract	AJ	104	▼	-41.2%	-73
	Detinue	DT	83	▲	+36.1%	+22
	Tenants Assertion	TA	69	▼	-17.9%	-15
	Capias	CA	24	▼	-20.0%	-6
	Petition-Restore Arms	PR	13	▲	+116.7%	+7
Third Party Claim	TH	6	▲	+200.0%	+4	
Cross Claim	CR	4	▼	-20.0%	-1	
Total			35,510	▲	18.7%	+5,598
Civil Commitments	Mental Commitment	MC	1,959	▲	+23.1%	+367
	Temporary Detention Order	TD	1,948	▲	+9.4%	+167
	Emergency Custody Order	EC	301	▼	-9.6%	-32
	Other	OT	153	▲	+109.6%	+80
	Medical Emergency Temporary Detention Order	MT	48	▲	+11.6%	+5
	Petition	PT	18	▲	+800.0%	+16
Total			4,427	▲	15.8%	+603
GRAND TOTAL			234,880	▲	12.4%	+25,957

* Compared to same time period as previous year

** Case Type Categories are defined in the 2017 Virginia Judicial Workload Assessment

The data reported reflect the case management system. The case types reported may not necessitate judicial involvement.

Dispositions by Major Case Category**

Category	Summary	Change	% Change	Absolute Change
Felony	10,320	▲	+11.1%	+1,035
Garnishment	6,486	▲	+11.7%	+681
General Civil	16,401	▲	+38.0%	+4,517
Infraction/Civil Violation	145,815	▼	+12.5%	+16,221
Involuntary Civil Commitments	171	▲	+128.0%	+96
Landlord /Tenant	8,549	▼	+6.8%	+542
Misdemeanor	33,669	▲	+5.5%	+1,756
Other	12,514	▲	+9.3%	+1,065
Protective Orders	955	▲	+4.8%	+44
GRAND TOTAL	234,880	▲	12.4%	+25,957

* Compared to same time period as previous year

** Case Type Categories are defined in the 2017 Virginia Judicial Workload Assessment

The data reported reflect the case management system. The case types reported may not necessitate judicial involvement.

2024 Overall GRAND TOTAL		Distribution of Caseload			Change*		Percentage (%) of Caseload		
5,303	+242 4.8%	Criminal	779	15%	46.7% ▲	+248	Criminal	2023 10.5%	2024 14.7%
2024	↑	Traffic	4,474	84%	-0.4% ▼	-18	Traffic	88.8%	84.4%
2023		Civil	50	1%	31.6% ▲	+12	Civil	0.8%	0.9%
		GRAND TOTAL	5,303	100%	4.8% ▲	+242	GRAND TOTAL	100%	100%

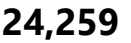

Dispositions by Division & Code

Division	Case Type Description	Code	Summary	Change	% Change	Absolute Change
Criminal	Misdemeanor	M	673	▲	+45.4%	+210
	Capias	CA	87	▲	+58.2%	+32
	Show Cause	SC	16	▲	+77.8%	+7
	Civil Violation	CV	3	↔		-
	Felony	F	0	▼	-100.0%	-1
	Total			779	▲	46.7%
Traffic	Infraction	I	3,821	▼	-1.9%	-74
	Misdemeanor	M	530	▲	+22.1%	+96
	Civil Violation	CV	70	▼	-39.1%	-45
	Capias	CA	37	▲	+48.0%	+12
	Show Cause	SC	16	▼	-23.8%	-5
	Other	O	0	▼	-100.0%	-2
	Total			4,474	▼	-0.4%
Civil	Admin License	AL	38	▲	+22.6%	+7
	Zoning Violation	ZO	5	↔		-
	Impoundment	IM	3	▲	+200.0%	+2
	Bond Forfeiture	BF	2	▲	+100.0%	+1
	Protective Order	PO	2	▲	-	+2
Total			50	▲	31.6%	+12
GRAND TOTAL			5,303	▲	4.8%	+242

Dispositions by Major Case Category**

Category	Summary	Change	% Change	Absolute Change
Felony	0	▼	-100.0%	-1
Infraction/Civil Violation	3,894	▼	-3.0%	-121
Misdemeanor	1,208	▲	+33.9%	+306
Other	199	▲	+39.2%	+56
Protective Orders	2	▲	-	+2
GRAND TOTAL	5,303	▲	4.8%	+242

* Compared to same time period as previous year
 ** Case Type Categories are defined in the 2017 Virginia Judicial Workload Assessment
 The data reported reflect the case management system. The case types reported may not necessitate judicial involvement.
 1/14/2025 11:42:58AM Source: SCV-SQL-Information

2024 Overall GRAND TOTAL		Distribution of Caseload			Change*		Percentage (%) of Caseload		
24,259	+1,210 5.2%	Criminal	2,193	9%	11.9% ▲	+233	Criminal	2023 8.5%	2024 9.0%
2024 	↑	Traffic	19,325	80%	2.6% ▲	+494	Traffic	81.7%	79.7%
2023 		Civil	2,651	11%	22.7% ▲	+491	Civil	9.4%	10.9%
		Civil Commitments	90	0%	-8.2% ▼	-8	Civil Commitments	0.4%	0.4%
		GRAND TOTAL	24,259	100%	5.2% ▲	+1,210	GRAND TOTAL	100%	100%

Dispositions by Division & Code

Division	Case Type Description	Code	Summary	Change	% Change	Absolute Change
Criminal	Misdemeanor	M	1,213	▲	+7.4%	+84
	Felony	F	433	▲	+2.9%	+12
	Civil Violation	CV	210	▲	+40.9%	+61
	Show Cause	SC	167	▲	+44.0%	+51
	Capias	CA	163	▲	+12.4%	+18
	Restricted Operators License	RL	7	▲	-	+7
	Total			2,193	▲	11.9%
Traffic	Infraction	I	16,632	▲	+2.4%	+395
	Misdemeanor	M	2,514	▲	+0.8%	+20
	Civil Violation	CV	74	▲	+957.1%	+67
	Capias	CA	40	▼	-4.8%	-2
	Felony	F	39	↔	-	-
	Show Cause	SC	24	▲	+118.2%	+13
	Other	O	2	▲	-	+2
	Restricted Operators License	RL	0	▼	-100.0%	-1
Total			19,325	▲	2.6%	+494
Civil	Warrant in Debt	WD	1,271	▲	+41.9%	+375
	Garnishment	GA	585	▲	+9.8%	+52
	Unlawful Detainer	UD	249	▲	+30.4%	+58
	Admin License	AL	173	▲	+16.9%	+25
	Preliminary Protective Order	PP	59	▼	-16.9%	-12
	Protective Order	PO	58	↔	-	-
	Show Cause	SC	56	▲	+107.4%	+29
	Other	OT	48	▼	-47.3%	-43
	Interrogatory	IN	43	▲	+43.3%	+13
	Abstract	AJ	29	▲	+7.4%	+2
	Impoundment	IM	19	▼	-50.0%	-19
	Zoning Violation	ZO	13	▲	+30.0%	+3
	Detinue	DT	12	▼	-25.0%	-4
	Tenants Assertion	TA	10	▲	+100.0%	+5
	Overweight	OC	9	↔	-	-
	Counter Claim	CC	6	▲	+100.0%	+3
	Motion for Judgment	MJ	6	▲	+200.0%	+4
	Capias	CA	4	▲	-	+4
	Bond Forfeiture	BF	1	▼	-50.0%	-1
	Petition-Restore Arms	PR	0	▼	-100.0%	-2
Restricted Operators License	RL	0	▼	-100.0%	-1	
Total			2,651	▲	22.7%	+491
Civil Commitments	Temporary Detention Order	TD	63	▼	-6.0%	-4
	Emergency Custody Order	EC	27	▼	-12.9%	-4
	Total		90	▼	-8.2%	-8
GRAND TOTAL			24,259	▲	5.2%	+1,210

Dispositions by Major Case Category**

Category	Summary	Change	% Change	Absolute Change
Felony	472	▲	+2.6%	+12
Garnishment	628	▲	+11.5%	+65

* Compared to same time period as previous year
 ** Case Type Categories are defined in the 2017 Virginia Judicial Workload Assessment
 The data reported reflect the case management system. The case types reported may not necessitate judicial involvement.
 1/14/2025 11:42:58AM Source: SCV-SQL-Information



CPSS - GCMS CASELOAD STATISTICS OF THE GENERAL DISTRICT COURTS
 January 2024 thru December 2024 Dispositions (Compared to January 2023 thru December 2023)

General Civil	1,302	▲	+39.3%	+367
Infraction/Civil Violation	16,927	▲	+3.2%	+525
Landlord /Tenant	259	▲	+32.1%	+63
Misdemeanor	3,747	▲	+3.1%	+112
Other	807	▲	+10.7%	+78
Protective Orders	117	▼	-9.3%	-12
GRAND TOTAL	24,259	▲	5.2%	+1,210

* Compared to same time period as previous year

** Case Type Categories are defined in the 2017 Virginia Judicial Workload Assessment

The data reported reflect the case management system. The case types reported may not necessitate judicial involvement.

2024 Overall GRAND TOTAL		Distribution of Caseload			Change*		Percentage (%) of Caseload		
60,714	-150 -0.2%	Criminal	6,686	11%	7.4% ▲	+463	Criminal	2023 10.2%	2024 11.0%
		Traffic	36,977	61%	2.0% ▲	+713	Traffic	59.6%	60.9%
2024		Civil	16,194	27%	-7.2% ▼	-1,261	Civil	28.7%	26.7%
2023		Civil Commitments	857	1%	-7.0% ▼	-65	Civil Commitments	1.5%	1.4%
		GRAND TOTAL	60,714	100%	-0.2% ▼	-150	GRAND TOTAL	100%	100%

Dispositions by Division & Code

Division	Case Type Description	Code	Summary	Change	% Change	Absolute Change
Criminal	Misdemeanor	M	3,661	▲	+11.5%	+379
	Felony	F	1,769	▲	+2.6%	+44
	Capias	CA	566	▲	+2.7%	+15
	Show Cause	SC	378	▲	+17.4%	+56
	Civil Violation	CV	312	▼	-9.0%	-31
	Total			6,686	▲	7.4%
Traffic	Infraction	I	32,086	▲	+0.7%	+219
	Misdemeanor	M	4,642	▲	+10.6%	+444
	Capias	CA	121	▲	+30.1%	+28
	Felony	F	71	▼	-1.4%	-1
	Show Cause	SC	42	▲	+40.0%	+12
	Civil Violation	CV	10	▲	-	+10
	Restricted Operators License	RL	3	▼	-25.0%	-1
	Other	O	2	▲	-	+2
	Total			36,977	▲	2.0%
Civil	Warrant in Debt	WD	9,934	▼	0.0%	-3
	Garnishment	GA	2,885	▼	-36.5%	-1,661
	Unlawful Detainer	UD	1,641	▲	+8.8%	+133
	Admin License	AL	423	▲	+74.8%	+181
	Interrogatory	IN	272	▲	+6.7%	+17
	Show Cause	SC	270	▲	+10.2%	+25
	Preliminary Protective Order	PP	215	▲	+7.5%	+15
	Protective Order	PO	201	▲	+9.8%	+18
	Other	OT	129	▲	-3.0%	-4
	Impoundment	IM	48	▲	+60.0%	+18
	Abstract	AJ	38	▼	-30.9%	-17
	Counter Claim	CC	28	▲	+16.7%	+4
	Bond Forfeiture	BF	27	▲	+12.5%	+3
	Capias	CA	25	▲	+13.6%	+3
	Tenants Assertion	TA	21	▲	+40.0%	+6
	Detinue	DT	14	▼	-6.7%	-1
	Overweight	OC	7	▼	-22.2%	-2
	Third Party Claim	TH	5	▲	+400.0%	+4
	Motion for Judgment	MJ	4	↔	-	-
	Mechanic's Lien	ML	3	↔	-	-
	Petition-Restore Arms	PR	3	▲	+200.0%	+2
	Cross Claim	CR	1	↔	-	-
	Interrogatory-Not	IC	0	▼	-100.0%	-1
	Restricted Operators License	RL	0	▼	-100.0%	-1
Total			16,194	▼	-7.2%	-1,261
Civil Commitments	Temporary Detention Order	TD	387	▼	-3.3%	-13
	Mental Commitment	MC	351	▼	-0.3%	-1
	Emergency Custody Order	EC	93	▼	-32.6%	-45
	Other	OT	18	▼	-25.0%	-6
	Medical Emergency Temporary Detention Order	MT	5	↔	-	-
	Petition	PT	3	▲	+50.0%	+1
	Medical Emergency Custody Order	ME	0	▼	-100.0%	-1
Total			857	▼	-7.0%	-65
GRAND TOTAL			60,714	▼	-0.2%	-150

* Compared to same time period as previous year

** Case Type Categories are defined in the 2017 Virginia Judicial Workload Assessment

The data reported reflect the case management system. The case types reported may not necessitate judicial involvement.

Dispositions by Major Case Category**

Category	Summary	Change	% Change	Absolute Change
Felony	1,840	▲	+2.4%	+43
Garnishment	3,157	▼	-34.2%	-1,644
General Civil	9,990	▲	+0.1%	+6
Infraction/Civil Violation	32,417	▲	+0.6%	+198
Involuntary Civil Commitments	21	▲	-19.2%	-5
Landlord /Tenant	1,662	▲	+9.1%	+139
Misdemeanor	8,306	▼	+11.0%	+821
Other	2,905	▲	+9.8%	+259
Protective Orders	416	▲	+8.6%	+33
GRAND TOTAL	60,714	▼	-0.2%	-150

* Compared to same time period as previous year

** Case Type Categories are defined in the 2017 Virginia Judicial Workload Assessment

The data reported reflect the case management system. The case types reported may not necessitate judicial involvement.

2024 Overall GRAND TOTAL		Distribution of Caseload			Change*		Percentage (%) of Caseload		
4,791	+236 5.2%	Criminal	388	8%	35.2% ▲	+101	Criminal	2023 6.3%	2024 8.1%
2024	↑	Traffic	4,178	87%	3.1% ▲	+124	Traffic	89.0%	87.2%
2023		Civil	221	5%	6.8% ▲	+14	Civil	4.5%	4.6%
		Civil Commitments	4	0%	-42.9% ▼	-3	Civil Commitments	0.2%	0.1%
		GRAND TOTAL	4,791	100%	5.2% ▲	+236	GRAND TOTAL	100%	100%

Dispositions by Division & Code

Division	Case Type Description	Code	Summary	Change	% Change	Absolute Change
Criminal	Misdemeanor	M	196	▲	+28.1%	+43
	Felony	F	125	▲	+98.4%	+62
	Capias	CA	30	▲	+11.1%	+3
	Show Cause	SC	27	▼	-10.0%	-3
	Civil Violation	CV	10	▼	-28.6%	-4
	Total			388	▲	35.2%
Traffic	Infraction	I	3,522	▲	+1.6%	+54
	Misdemeanor	M	631	▲	+12.9%	+72
	Capias	CA	10	▼	-9.1%	-1
	Felony	F	9	▲	+12.5%	+1
	Show Cause	SC	5	↔	-	-
	Restricted Operators License	RL	1	▼	-50.0%	-1
	Other	O	0	▼	-100.0%	-1
	Total			4,178	▲	3.1%
Civil	Warrant in Debt	WD	98	▲	+84.9%	+45
	Admin License	AL	45	▲	+7.1%	+3
	Garnishment	GA	34	▲	+9.7%	+3
	Impoundment	IM	20	▼	-42.9%	-15
	Unlawful Detainer	UD	9	▼	-30.8%	-4
	Preliminary Protective Order	PP	4	▼	-60.0%	-6
	Protective Order	PO	3	▼	-70.0%	-7
	Abstract	AJ	2	▲	-	+2
	Detinue	DT	2	▲	-	+2
	Other	OT	2	▼	-80.0%	-8
	Counter Claim	CC	1	▼	-50.0%	-1
	Interrogatory	IN	1	↔	-	-
	Total			221	▲	6.8%
Civil Commitments	Temporary Detention Order	TD	4	↔	-	-
	Emergency Custody Order	EC	0	▼	-100.0%	-2
	Mental Commitment	MC	0	▼	-100.0%	-1
	Total			4	▼	-42.9%
GRAND TOTAL			4,791	▲	5.2%	+236

Dispositions by Major Case Category**

Category	Summary	Change	% Change	Absolute Change
Felony	134	▲	+88.7%	+63
Garnishment	35	▲	+9.4%	+3
General Civil	100	▲	+81.8%	+45
Infraction/Civil Violation	3,532	▼	+1.4%	+49
Landlord /Tenant	9	▼	-30.8%	-4
Misdemeanor	828	▼	+16.0%	+114
Other	146	▲	-12.6%	-21
Protective Orders	7	▼	-65.0%	-13
GRAND TOTAL	4,791	▲	5.2%	+236

* Compared to same time period as previous year

** Case Type Categories are defined in the 2017 Virginia Judicial Workload Assessment

The data reported reflect the case management system. The case types reported may not necessitate judicial involvement.

2024 Overall GRAND TOTAL		Distribution of Caseload			Change*		Percentage (%) of Caseload		
12,450	+2,106 20.4%	Criminal	1,805	14%	13.5% ▲	+215	Criminal	2023 15.4%	2024 14.5%
2024	↑	Traffic	7,060	57%	27.3% ▲	+1,516	Traffic	53.6%	56.7%
2023		Civil	3,340	27%	13.9% ▲	+407	Civil	28.4%	26.8%
		Civil Commitments	245	2%	-11.6% ▼	-32	Civil Commitments	2.7%	2.0%
		GRAND TOTAL	12,450	100%	20.4% ▲	+2,106	GRAND TOTAL	100%	100%

Dispositions by Division & Code

Division	Case Type Description	Code	Summary	Change	% Change	Absolute Change
Criminal	Misdemeanor	M	971	▲	+5.0%	+46
	Felony	F	560	▲	+32.1%	+136
	Civil Violation	CV	123	▲	+57.7%	+45
	Capias	CA	101	▼	-2.9%	-3
	Show Cause	SC	50	▼	-15.3%	-9
	Total			1,805	▲	13.5%
Traffic	Infraction	I	5,140	▲	+30.3%	+1,194
	Misdemeanor	M	1,803	▲	+23.7%	+346
	Show Cause	SC	44	▼	-15.4%	-8
	Felony	F	36	▲	+12.5%	+4
	Capias	CA	28	▼	-39.1%	-18
	Civil Violation	CV	9	▼	-18.2%	-2
Total			7,060	▲	27.3%	+1,516
Civil	Warrant in Debt	WD	1,546	▲	+56.0%	+555
	Garnishment	GA	771	▼	-6.8%	-56
	Unlawful Detainer	UD	465	▼	-6.1%	-30
	Detinue	DT	151	▲	+28.0%	+33
	Other	OT	118	▼	-19.2%	-28
	Protective Order	PO	80	▼	-21.6%	-22
	Preliminary Protective Order	PP	75	▼	-22.7%	-22
	Bond Forfeiture	BF	49	↔		-
	Admin License	AL	42	▼	-26.3%	-15
	Tenants Assertion	TA	9	▲	+80.0%	+4
	Impoundment	IM	8	▼	-27.3%	-3
	Overweight	OC	8	▲	+166.7%	+5
	Abstract	AJ	7	▼	-22.2%	-2
	Interrogatory	IN	5	▼	-64.3%	-9
	Show Cause	SC	3	▲	+200.0%	+2
	Petition-Restore Arms	PR	2	↔		-
	Restricted Operators License	RL	1	▲		+1
	Counter Claim	CC	0	▼	-100.0%	-2
	Distress Seizure	DS	0	▼	-100.0%	-1
	Motion for Judgment	MJ	0	▼	-100.0%	-1
Petition to Require Blood Test	BT	0	▼	-100.0%	-1	
Third Party Claim	TH	0	▼	-100.0%	-1	
Total			3,340	▲	13.9%	+407
Civil Commitments	Temporary Detention Order	TD	128	▼	-9.9%	-14
	Emergency Custody Order	EC	79	▼	-11.2%	-10
	Mental Commitment	MC	38	▼	-17.4%	-8
Total			245	▼	-11.6%	-32
GRAND TOTAL			12,450	▲	20.4%	+2,106

Dispositions by Major Case Category**

Category	Summary	Change	% Change	Absolute Change
Felony	596	▲	+30.7%	+140
Garnishment	776	▼	-7.7%	-65
General Civil	1,705	▼	+52.4%	+586

* Compared to same time period as previous year

** Case Type Categories are defined in the 2017 Virginia Judicial Workload Assessment

The data reported reflect the case management system. The case types reported may not necessitate judicial involvement.

CPSS - GCMS CASELOAD STATISTICS OF THE GENERAL DISTRICT COURTS
 January 2024 thru December 2024 Dispositions (Compared to January 2023 thru December 2023)

Infraction/Civil Violation	5,280	▲	+30.8%	+1,242
Landlord /Tenant	474	▲	-5.2%	-26
Misdemeanor	2,775	▲	+16.5%	+393
Other	689	▼	-14.8%	-120
Protective Orders	155	▼	-22.1%	-44
GRAND TOTAL	12,450	▲	20.4%	+2,106

* Compared to same time period as previous year

** Case Type Categories are defined in the 2017 Virginia Judicial Workload Assessment

The data reported reflect the case management system. The case types reported may not necessitate judicial involvement.

2024 Overall GRAND TOTAL		Distribution of Caseload			Change*		Percentage (%) of Caseload			
4,999	-789 -13.6%	Criminal	785	16%	-23.6%	▼	-243	Criminal	2023 17.8%	2024 15.7%
2024		Traffic	2,564	51%	-22.0%	▼	-724	Traffic	56.8%	51.3%
2023		Civil	1,433	29%	18.2%	▲	+221	Civil	20.9%	28.7%
		Civil Commitments	217	4%	-16.5%	▼	-43	Civil Commitments	4.5%	4.3%
		GRAND TOTAL	4,999	100%	-13.6%	▼	-789	GRAND TOTAL	100%	100%

Dispositions by Division & Code

Division	Case Type Description	Code	Summary	Change	% Change	Absolute Change
Criminal	Misdemeanor	M	437	▼	-21.7%	-121
	Felony	F	218	▼	-38.2%	-135
	Capias	CA	62	↔		-
	Show Cause	SC	59	▲	+25.5%	+12
	Civil Violation	CV	9	▲	+12.5%	+1
	Total			785	▼	-23.6%
Traffic	Infraction	I	1,815	▼	-24.9%	-603
	Misdemeanor	M	660	▼	-15.9%	-125
	Show Cause	SC	39	▼	-7.1%	-3
	Capias	CA	28	▲	+47.4%	+9
	Felony	F	13	▼	-7.1%	-1
	Civil Violation	CV	9	▼	-10.0%	-1
Total			2,564	▼	-22.0%	-724
Civil	Warrant in Debt	WD	543	▲	+113.8%	+289
	Unlawful Detainer	UD	394	▲	+2.1%	+8
	Garnishment	GA	314	▼	-23.4%	-96
	Other	OT	53	▲	+32.5%	+13
	Admin License	AL	49	▲	+58.1%	+18
	Bond Forfeiture	BF	18	▼	-30.8%	-8
	Preliminary Protective Order	PP	16	↔		-
	Protective Order	PO	16	↔		-
	Impoundment	IM	12	▲	+9.1%	+1
	Interrogatory	IN	5	▼	-16.7%	-1
	Abstract	AJ	4	↔		-
	Detinue	DT	4	▼	-33.3%	-2
	Show Cause	SC	4	▲	+33.3%	+1
	Tenants Assertion	TA	1	▼	-50.0%	-1
	Counter Claim	CC	0	▼	-100.0%	-1
Total			1,433	▲	18.2%	+221
Civil Commitments	Emergency Custody Order	EC	83	▼	-34.1%	-43
	Temporary Detention Order	TD	69	▼	-10.4%	-8
	Mental Commitment	MC	64	▲	+12.3%	+7
	Other	OT	1	▲	-	+1
Total			217	▼	-16.5%	-43
GRAND TOTAL			4,999	▼	-13.6%	-789

Dispositions by Major Case Category**

Category	Summary	Change	% Change	Absolute Change
Felony	231	▼	-37.1%	-136
Garnishment	319	▼	-23.3%	-97
General Civil	550	▲	+109.1%	+287
Infraction/Civil Violation	1,833	▼	-24.8%	-603
Involuntary Civil Commitments	1	▲	-	+1
Landlord /Tenant	395	▼	+1.8%	+7
Misdemeanor	1,097	▼	-18.3%	-246
Other	541	▲	-0.4%	-2

* Compared to same time period as previous year

** Case Type Categories are defined in the 2017 Virginia Judicial Workload Assessment

The data reported reflect the case management system. The case types reported may not necessitate judicial involvement.

CPSS - GCMS CASELOAD STATISTICS OF THE GENERAL DISTRICT COURTS
January 2024 thru December 2024 Dispositions (Compared to January 2023 thru December 2023)

Protective Orders		32	↔		0
GRAND TOTAL		4,999	▼	-13.6%	-789

* Compared to same time period as previous year
** Case Type Categories are defined in the 2017 Virginia Judicial Workload Assessment
The data reported reflect the case management system. The case types reported may not necessitate judicial involvement.
1/14/2025 11:42:58AM Source: SCV-SQL-Information

2024 Overall GRAND TOTAL		Distribution of Caseload			Change*		Percentage (%) of Caseload		
3,321	+372 12.6%	Criminal	520	16%	6.3% ▲	+31	Criminal	2023 16.6%	2024 15.7%
2024		Traffic	2,281	69%	17.2% ▲	+334	Traffic	66.0%	68.7%
2023		Civil	499	15%	7.3% ▲	+34	Civil	15.8%	15.0%
		Civil Commitments	21	1%	-56.3% ▼	-27	Civil Commitments	1.6%	0.6%
		GRAND TOTAL	3,321	100%	12.6% ▲	+372	GRAND TOTAL	100%	100%

Dispositions by Division & Code

Division	Case Type Description	Code	Summary	Change	% Change	Absolute Change
Criminal	Misdemeanor	M	323	▲	+11.8%	+34
	Felony	F	132	▲	+11.9%	+14
	Capias	CA	34	▼	-5.6%	-2
	Show Cause	SC	19	▼	-40.6%	-13
	Civil Violation	CV	12	▼	-14.3%	-2
	Total			520	▲	6.3%
Traffic	Infraction	I	1,788	▲	+20.0%	+298
	Misdemeanor	M	477	▲	+7.9%	+35
	Felony	F	10	▲	+42.9%	+3
	Capias	CA	3	▼	-50.0%	-3
	Show Cause	SC	3	▲	+50.0%	+1
	Total			2,281	▲	17.2%
Civil	Warrant in Debt	WD	242	▲	+26.7%	+51
	Garnishment	GA	103	▼	-8.0%	-9
	Other	OT	37	▲	+68.2%	+15
	Unlawful Detainer	UD	30	▼	-46.4%	-26
	Preliminary Protective Order	PP	29	▲	+45.0%	+9
	Protective Order	PO	19	▲	+26.7%	+4
	Admin License	AL	13	▲	+85.7%	+6
	Detinue	DT	8	▲	+300.0%	+6
	Bond Forfeiture	BF	7	▼	-56.3%	-9
	Abstract	AJ	4	▲	-	+4
	Impoundment	IM	3	▲	-	+3
	Counter Claim	CC	2	▲	-	+2
	Overweight	OC	1	▼	-93.8%	-15
	Petition-Restore Arms	PR	1	▲	-	+1
	Capias	CA	0	▼	-100.0%	-2
	Interrogatory	IN	0	▼	-100.0%	-2
	Motion for Judgment	MJ	0	▼	-100.0%	-1
	Show Cause	SC	0	▼	-100.0%	-3
Total			499	▲	7.3%	+34
Civil Commitments	Temporary Detention Order	TD	19	▼	-45.7%	-16
	Emergency Custody Order	EC	2	▼	-84.6%	-11
	Total			21	▼	-56.3%
GRAND TOTAL			3,321	▲	12.6%	+372

Dispositions by Major Case Category**

Category	Summary	Change	% Change	Absolute Change
Felony	142	▲	+13.6%	+17
Garnishment	103	▼	-9.6%	-11
General Civil	253	▲	+30.4%	+59
Infraction/Civil Violation	1,801	▼	+18.5%	+281
Landlord /Tenant	30	▼	-46.4%	-26
Misdemeanor	800	▲	+9.4%	+69
Other	144	▲	-17.2%	-30
Protective Orders	48	▲	+37.1%	+13

* Compared to same time period as previous year




** Case Type Categories are defined in the 2017 Virginia Judicial Workload Assessment

The data reported reflect the case management system. The case types reported may not necessitate judicial involvement.

CPSS - GCMS CASELOAD STATISTICS OF THE GENERAL DISTRICT COURTS
January 2024 thru December 2024 Dispositions (Compared to January 2023 thru December 2023)

GRAND TOTAL	3,321	▲	12.6%	+372
--------------------	--------------	---	-------	------

* Compared to same time period as previous year
** Case Type Categories are defined in the 2017 Virginia Judicial Workload Assessment
The data reported reflect the case management system. The case types reported may not necessitate judicial involvement.
1/14/2025 11:42:58AM Source: SCV-SQL-Information

2024 Overall GRAND TOTAL		Distribution of Caseload			Change*		Percentage (%) of Caseload		
15,242	-24 -0.2%	Criminal	4,035	26%	-0.2% ▼	-10	Criminal	2023 26.5%	2024 26.5%
2024 		Traffic	4,942	32%	-3.8% ▼	-194	Traffic	33.6%	32.4%
2023 		Civil	5,055	33%	1.3% ▲	+63	Civil	32.7%	33.2%
		Civil Commitments	1,210	8%	10.7% ▲	+117	Civil Commitments	7.2%	7.9%
		GRAND TOTAL	15,242	100%	-0.2% ▼	-24	GRAND TOTAL	100%	100%

Dispositions by Division & Code

Division	Case Type Description	Code	Summary	Change	% Change	Absolute Change
Criminal	Misdemeanor	M	2,488	▼	-0.6%	-14
	Felony	F	949	▲	+3.6%	+33
	Capias	CA	431	▼	-0.9%	-4
	Show Cause	SC	88	▼	-18.5%	-20
	Civil Violation	CV	73	▲	+5.8%	+4
	Restricted Operators License	RL	4	▼	-71.4%	-10
	Motion	MO	2	▲	+100.0%	+1
	Total			4,035	▼	-0.2%
Traffic	Infraction	I	3,490	▼	-4.6%	-169
	Misdemeanor	M	1,351	▲	+0.4%	+6
	Capias	CA	71	▼	-14.5%	-12
	Felony	F	23	▼	-23.3%	-7
	Civil Violation	CV	2	▲	-	+2
	Other	O	2	▲	-	+2
	Restricted Operators License	RL	2	▼	-77.8%	-7
	Show Cause	SC	1	▼	-90.0%	-9
Total			4,942	▼	-3.8%	-194
Civil	Warrant in Debt	WD	1,925	▲	+46.3%	+609
	Unlawful Detainer	UD	1,078	▼	-18.2%	-240
	Garnishment	GA	989	▼	-7.0%	-74
	Detinue	DT	388	▼	-39.3%	-251
	Other	OT	327	▼	+0.3%	+1
	Preliminary Protective Order	PP	118	▲	+34.1%	+30
	Protective Order	PO	117	▲	+36.0%	+31
	Admin License	AL	53	▼	-1.9%	-1
	Bond Forfeiture	BF	31	▼	-31.1%	-14
	Impoundment	IM	8	▼	-20.0%	-2
	Tenants Assertion	TA	8	▼	-11.1%	-1
	Abstract	AJ	7	▼	-53.3%	-8
	Interrogatory	IN	2	▼	-71.4%	-5
	Motion for Judgment	MJ	2	▼	-33.3%	-1
	Counter Claim	CC	1	▼	-66.7%	-2
	Petition-Restore Arms	PR	1	▼	-80.0%	-4
	Mechanic's Lien	ML	0	▼	-100.0%	-1
	Show Cause	SC	0	▼	-100.0%	-4
Total			5,055	▲	1.3%	+63
Civil Commitments	Mental Commitment	MC	563	▲	+10.2%	+52
	Temporary Detention Order	TD	281	▲	+21.6%	+50
	Other	OT	239	▲	+23.2%	+45
	Emergency Custody Order	EC	113	▼	-21.0%	-30
	Petition	PT	11	▲	+22.2%	+2
	Medical Emergency Temporary Detention Order	MT	3	▼	-25.0%	-1
	Medical Emergency Custody Order	ME	0	▼	-100.0%	-1
Total			1,210	▲	10.7%	+117
GRAND TOTAL			15,242	▼	-0.2%	-24

* Compared to same time period as previous year

** Case Type Categories are defined in the 2017 Virginia Judicial Workload Assessment

The data reported reflect the case management system. The case types reported may not necessitate judicial involvement.

Dispositions by Major Case Category**

Category	Summary	Change	% Change	Absolute Change
Felony	972	▼	+2.7%	+26
Garnishment	991	▼	-7.4%	-79
General Civil	2,322	▼	+16.9%	+335
Infraction/Civil Violation	3,567	▲	-4.3%	-161
Involuntary Civil Commitments	250	▲	+23.2%	+47
Landlord /Tenant	1,086	▼	-18.2%	-241
Misdemeanor	3,845	▼	-0.6%	-25
Other	1,974	▼	+0.7%	+13
Protective Orders	235	▲	+35.1%	+61
GRAND TOTAL	15,242	▼	-0.2%	-24

* Compared to same time period as previous year

** Case Type Categories are defined in the 2017 Virginia Judicial Workload Assessment

The data reported reflect the case management system. The case types reported may not necessitate judicial involvement.

2024 Overall GRAND TOTAL		Distribution of Caseload			Change*		Percentage (%) of Caseload		
13,209	+2,183 19.8%	Criminal	2,153	16%	14.9% ▲	+279	Criminal	2023 17.0%	2024 16.3%
2024		Traffic	8,156	62%	23.1% ▲	+1,528	Traffic	60.1%	61.7%
2023		Civil	2,703	20%	17.2% ▲	+396	Civil	20.9%	20.5%
		Civil Commitments	197	1%	-9.2% ▼	-20	Civil Commitments	2.0%	1.5%
		GRAND TOTAL	13,209	100%	19.8% ▲	+2,183	GRAND TOTAL	100%	100%

Dispositions by Division & Code

Division	Case Type Description	Code	Summary	Change	% Change	Absolute Change
Criminal	Misdemeanor	M	1,420	▲	+23.8%	+273
	Felony	F	447	▲	+0.9%	+4
	Capias	CA	167	▲	+7.7%	+12
	Civil Violation	CV	66	▲	+10.0%	+6
	Show Cause	SC	53	▼	-23.2%	-16
	Total			2,153	▲	14.9%
Traffic	Infraction	I	6,809	▲	+23.2%	+1,280
	Misdemeanor	M	1,259	▲	+24.9%	+251
	Capias	CA	65	▲	+20.4%	+11
	Felony	F	17	▼	-43.3%	-13
	Civil Violation	CV	4	▼	-42.9%	-3
	Show Cause	SC	2	▲	-	+2
Total			8,156	▲	23.1%	+1,528
Civil	Warrant in Debt	WD	1,318	▲	+43.9%	+402
	Garnishment	GA	667	▼	-2.5%	-17
	Unlawful Detainer	UD	208	▼	-28.8%	-84
	Other	OT	134	▼	+18.6%	+21
	Detinue	DT	68	▲	+3.0%	+2
	Preliminary Protective Order	PP	64	▲	+60.0%	+24
	Admin License	AL	63	▼	-3.1%	-2
	Interrogatory	IN	59	▲	+47.5%	+19
	Bond Forfeiture	BF	27	▲	+17.4%	+4
	Show Cause	SC	25	▲	+92.3%	+12
	Impoundment	IM	22	▲	+22.2%	+4
	Abstract	AJ	16	▲	+220.0%	+11
	Protective Order	PO	13	↔	-	-
	Overweight	OC	6	▲	+500.0%	+5
	Counter Claim	CC	5	▼	-28.6%	-2
	Petition-Restore Arms	PR	5	▲	+150.0%	+3
	Capias	CA	1	▲	-	+1
	Motion for Judgment	MJ	1	▲	-	+1
	Tenants Assertion	TA	1	▼	-87.5%	-7
Third Party Claim	TH	0	▼	-100.0%	-1	
Total			2,703	▲	17.2%	+396
Civil Commitments	Temporary Detention Order	TD	114	▲	+4.6%	+5
	Emergency Custody Order	EC	77	▼	-16.3%	-15
	Mental Commitment	MC	5	▼	-66.7%	-10
	Medical Emergency Temporary Detention Order	MT	1	▲	-	+1
	Petition	PT	0	▼	-100.0%	-1
Total			197	▼	-9.2%	-20
GRAND TOTAL			13,209	▲	19.8%	+2,183

Dispositions by Major Case Category**

Category	Summary	Change	% Change	Absolute Change
Felony	464	▼	-1.9%	-9
Garnishment	726	▲	+0.3%	+2
General Civil	1,395	▲	+40.9%	+405

* Compared to same time period as previous year

** Case Type Categories are defined in the 2017 Virginia Judicial Workload Assessment

The data reported reflect the case management system. The case types reported may not necessitate judicial involvement.

CPSS - GCMS CASELOAD STATISTICS OF THE GENERAL DISTRICT COURTS
 January 2024 thru December 2024 Dispositions (Compared to January 2023 thru December 2023)

Infraction/Civil Violation	6,885	▲	+23.0%	+1,288
Involuntary Civil Commitments	0	▼	-100.0%	-1
Landlord /Tenant	209	▼	-30.3%	-91
Misdemeanor	2,679	▲	+24.3%	+524
Other	774	▲	+5.6%	+41
Protective Orders	77	▲	+45.3%	+24
GRAND TOTAL	13,209	▲	19.8%	+2,183

* Compared to same time period as previous year

** Case Type Categories are defined in the 2017 Virginia Judicial Workload Assessment

The data reported reflect the case management system. The case types reported may not necessitate judicial involvement.

2024 Overall GRAND TOTAL		Distribution of Caseload			Change*		Percentage (%) of Caseload		
11,792	+1,383 13.3%	Criminal	1,023	9%	14.0% ▲	+126	Criminal	2023 8.6%	2024 8.7%
2024		Traffic	7,683	65%	14.7% ▲	+982	Traffic	64.4%	65.2%
2023		Civil	2,903	25%	10.2% ▲	+269	Civil	25.3%	24.6%
		Civil Commitments	183	2%	3.4% ▲	+6	Civil Commitments	1.7%	1.6%
		GRAND TOTAL	11,792	100%	13.3% ▲	+1,383	GRAND TOTAL	100%	100%

Dispositions by Division & Code

Division	Case Type Description	Code	Summary	Change	% Change	Absolute Change
Criminal	Misdemeanor	M	680	▲	+16.8%	+98
	Felony	F	202	▲	+7.4%	+14
	Capias	CA	82	▲	+30.2%	+19
	Show Cause	SC	34	▲	+13.3%	+4
	Civil Violation	CV	25	▼	-26.5%	-9
	Total			1,023	▲	14.0%
Traffic	Infraction	I	6,302	▲	+10.5%	+599
	Misdemeanor	M	1,332	▲	+40.5%	+384
	Capias	CA	28	▼	-17.6%	-6
	Felony	F	15	▲	+25.0%	+3
	Show Cause	SC	5	▲	+25.0%	+1
	Civil Violation	CV	1	▲	-	+1
	Total			7,683	▲	14.7%
Civil	Warrant in Debt	WD	1,591	▲	+25.2%	+320
	Garnishment	GA	761	▲	+0.7%	+5
	Unlawful Detainer	UD	248	▼	-23.7%	-77
	Other	OT	120	▲	+12.1%	+13
	Preliminary Protective Order	PP	44	▲	+25.7%	+9
	Abstract	AJ	26	▼	-25.7%	-9
	Protective Order	PO	18	▲	+5.9%	+1
	Detinue	DT	17	▲	+30.8%	+4
	Admin License	AL	14	▼	-41.7%	-10
	Impoundment	IM	13	▲	+225.0%	+9
	Interrogatory	IN	13	▼	-23.5%	-4
	Bond Forfeiture	BF	11	↔	-	-
	Show Cause	SC	11	▲	+175.0%	+7
	Counter Claim	CC	4	▲	+100.0%	+2
	Tenants Assertion	TA	4	▲	+33.3%	+1
	Overweight	OC	3	▲	+50.0%	+1
	Petition-Restore Arms	PR	2	▼	-66.7%	-4
	Motion for Judgment	MJ	1	▼	-50.0%	-1
	Petition to Require Blood Test	BT	1	▲	-	+1
	Third Party Claim	TH	1	▲	-	+1
Total			2,903	▲	10.2%	+269
Civil Commitments	Temporary Detention Order	TD	116	▲	+20.8%	+20
	Emergency Custody Order	EC	63	▼	-18.2%	-14
	Mental Commitment	MC	2	↔	-	-
	Other	OT	1	↔	-	-
	Petition	PT	1	▲	-	+1
	Medical Emergency Temporary Detention Order	MT	0	▼	-100.0%	-1
Total			183	▲	3.4%	+6
GRAND TOTAL			11,792	▲	13.3%	+1,383

Dispositions by Major Case Category**

Category	Summary	Change	% Change	Absolute Change
Felony	217	▲	+8.5%	+17
Garnishment	774	▼	+0.1%	+1

* Compared to same time period as previous year

** Case Type Categories are defined in the 2017 Virginia Judicial Workload Assessment

The data reported reflect the case management system. The case types reported may not necessitate judicial involvement.

CPSS - GCMS CASELOAD STATISTICS OF THE GENERAL DISTRICT COURTS
 January 2024 thru December 2024 Dispositions (Compared to January 2023 thru December 2023)

General Civil	1,620	▲	+24.9%	+323
Infraction/Civil Violation	6,331	▲	+10.3%	+592
Involuntary Civil Commitments	2	▲	+100.0%	+1
Landlord /Tenant	252	▲	-23.2%	-76
Misdemeanor	2,012	▲	+31.5%	+482
Other	522	▲	+6.7%	+33
Protective Orders	62	▲	+19.2%	+10
GRAND TOTAL	11,792	▲	13.3%	+1,383

* Compared to same time period as previous year

** Case Type Categories are defined in the 2017 Virginia Judicial Workload Assessment

The data reported reflect the case management system. The case types reported may not necessitate judicial involvement.

2024 Overall GRAND TOTAL		Distribution of Caseload			Change*		Percentage (%) of Caseload		
32,676	+747 2.3%	Criminal	4,875	15%	2.0% ▲	+94	Criminal	2023 15.0%	2024 14.9%
2024	↑	Traffic	15,580	48%	3.5% ▲	+528	Traffic	47.1%	47.7%
2023		Civil	10,893	33%	2.2% ▲	+239	Civil	33.4%	33.3%
		Civil Commitments	1,328	4%	-7.9% ▼	-114	Civil Commitments	4.5%	4.1%
		GRAND TOTAL	32,676	100%	2.3% ▲	+747	GRAND TOTAL	100%	100%

Dispositions by Division & Code

Division	Case Type Description	Code	Summary	Change	% Change	Absolute Change
Criminal	Misdemeanor	M	3,432	▲	+5.6%	+181
	Felony	F	1,178	▼	-5.9%	-74
	Capias	CA	123	↔		-
	Show Cause	SC	116	▲	+7.4%	+8
	Civil Violation	CV	23	▼	-41.0%	-16
	Motion	MO	2	▼	-71.4%	-5
	Restricted Operators License	RL	1	↔		-
	Total			4,875	▲	2.0%
Traffic	Infraction	I	11,638	▲	+2.6%	+300
	Misdemeanor	M	3,671	▲	+7.8%	+265
	Felony	F	118	▼	-7.1%	-9
	Show Cause	SC	64	▼	-21.0%	-17
	Civil Violation	CV	41	▼	-2.4%	-1
	Capias	CA	19	▲	+26.7%	+4
	Motion	MO	16	▲	+33.3%	+4
	Restricted Operators License	RL	12	▼	-57.1%	-16
	Other	O	1	▼	-66.7%	-2
Total			15,580	▲	3.5%	+528
Civil	Warrant in Debt	WD	3,766	▲	+15.5%	+505
	Unlawful Detainer	UD	2,586	▲	+3.2%	+80
	Garnishment	GA	2,370	▼	-8.4%	-217
	Other	OT	485	▲	-16.1%	-93
	Detinue	DT	386	▼	-23.9%	-121
	Preliminary Protective Order	PP	335	▼	-3.5%	-12
	Protective Order	PO	314	▲	+31.4%	+75
	Interrogatory	IN	208	▲	+39.6%	+59
	Show Cause	SC	141	▼	-2.1%	-3
	Bond Forfeiture	BF	79	▼	-18.6%	-18
	Admin License	AL	77	▼	-1.3%	-1
	Tenants Assertion	TA	50	↔		-
	Abstract	AJ	41	▼	-26.8%	-15
	Counter Claim	CC	21	▲	+90.9%	+10
	Impoundment	IM	15	▼	-28.6%	-6
	Capias	CA	7	▼	-58.8%	-10
	Motion for Judgment	MJ	6	▲	+50.0%	+2
Petition-Restore Arms	PR	6	▲	+200.0%	+4	
Total			10,893	▲	2.2%	+239
Civil Commitments	Temporary Detention Order	TD	702	▲	+9.3%	+60
	Mental Commitment	MC	272	▼	-25.7%	-94
	Emergency Custody Order	EC	167	▼	-25.8%	-58
	Medical Emergency Temporary Detention Order	MT	139	▼	-11.5%	-18
	Other	OT	48	▼	-7.7%	-4
Total			1,328	▼	-7.9%	-114
GRAND TOTAL			32,676	▲	2.3%	+747

* Compared to same time period as previous year

** Case Type Categories are defined in the 2017 Virginia Judicial Workload Assessment

The data reported reflect the case management system. The case types reported may not necessitate judicial involvement.

Dispositions by Major Case Category**

Category	Summary	Change	% Change	Absolute Change
Felony	1,296	▼	-6.0%	-83
Garnishment	2,578	▲	-5.8%	-158
General Civil	4,209	▲	+10.5%	+400
Infraction/Civil Violation	11,703	▼	+2.5%	+281
Involuntary Civil Commitments	48	▼	-7.7%	-4
Landlord /Tenant	2,636	▲	+3.1%	+80
Misdemeanor	7,116	▼	+6.4%	+430
Other	2,441	▼	-9.7%	-262
Protective Orders	649	▲	+10.8%	+63
GRAND TOTAL	32,676	▲	2.3%	+747

* Compared to same time period as previous year

** Case Type Categories are defined in the 2017 Virginia Judicial Workload Assessment

The data reported reflect the case management system. The case types reported may not necessitate judicial involvement.

2024 Overall GRAND TOTAL		Distribution of Caseload			Change*		Percentage (%) of Caseload		
26,117	+3,691 16.5%	Criminal	2,868	11%	9.1% ▲	+239	Criminal	2023 11.7%	2024 11.0%
2024		Traffic	17,631	68%	17.4% ▲	+2,617	Traffic	66.9%	67.5%
2023		Civil	4,495	17%	18.8% ▲	+712	Civil	16.9%	17.2%
		Civil Commitments	1,123	4%	12.3% ▲	+123	Civil Commitments	4.5%	4.3%
		GRAND TOTAL	26,117	100%	16.5% ▲	+3,691	GRAND TOTAL	100%	100%

Dispositions by Division & Code

Division	Case Type Description	Code	Summary	Change	% Change	Absolute Change
Criminal	Misdemeanor	M	1,937	▲	+15.2%	+255
	Felony	F	649	▼	-3.9%	-26
	Capias	CA	170	▲	+9.7%	+15
	Show Cause	SC	86	▲	+4.9%	+4
	Civil Violation	CV	26	▼	-25.7%	-9
	Total			2,868	▲	9.1%
Traffic	Infraction	I	13,387	▲	+17.6%	+2,007
	Misdemeanor	M	3,931	▲	+19.0%	+628
	Show Cause	SC	107	▼	-15.1%	-19
	Capias	CA	105	▲	+6.1%	+6
	Civil Violation	CV	48	▲	+17.1%	+7
	Felony	F	43	▼	-17.3%	-9
	Restricted Operators License	RL	9	▼	-30.8%	-4
	Other	O	1	▲	-	+1
	Total			17,631	▲	17.4%
Civil	Warrant in Debt	WD	2,033	▲	+40.8%	+589
	Garnishment	GA	964	▲	+8.8%	+78
	Unlawful Detainer	UD	689	▼	-4.8%	-35
	Other	OT	154	▲	+15.8%	+21
	Preliminary Protective Order	PP	121	▲	+70.4%	+50
	Admin License	AL	112	▼	-18.2%	-25
	Interrogatory	IN	107	▲	+59.7%	+40
	Protective Order	PO	90	▲	+32.4%	+22
	Bond Forfeiture	BF	65	▼	-18.8%	-15
	Show Cause	SC	62	▲	+17.0%	+9
	Abstract	AJ	36	▲	+24.1%	+7
	Impoundment	IM	25	▼	-46.8%	-22
	Detinue	DT	13	▼	-13.3%	-2
	Counter Claim	CC	7	▲	+75.0%	+3
	Tenants Assertion	TA	6	▼	-60.0%	-9
	Petition-Restore Arms	PR	5	▲	+66.7%	+2
	Capias	CA	2	↔	-	-
	Third Party Claim	TH	2	▲	-	+2
	Cross Claim	CR	1	▲	-	+1
	Motion for Judgment	MJ	1	▼	-66.7%	-2
	Overweight	OC	0	▼	-100.0%	-2
Total			4,495	▲	18.8%	+712
Civil Commitments	Mental Commitment	MC	642	▲	+3.9%	+24
	Temporary Detention Order	TD	246	▲	+39.0%	+69
	Other	OT	149	▲	+17.3%	+22
	Emergency Custody Order	EC	85	▲	+9.0%	+7
	Medical Emergency Temporary Detention Order	MT	1	▲	-	+1
Total			1,123	▲	12.3%	+123
GRAND TOTAL			26,117	▲	16.5%	+3,691

* Compared to same time period as previous year

** Case Type Categories are defined in the 2017 Virginia Judicial Workload Assessment

The data reported reflect the case management system. The case types reported may not necessitate judicial involvement.

Dispositions by Major Case Category**

Category	Summary	Change	% Change	Absolute Change
Felony	692	▼	-4.8%	-35
Garnishment	1,071	▲	+12.4%	+118
General Civil	2,075	▲	+39.8%	+591
Infraction/Civil Violation	13,462	▲	+17.5%	+2,004
Involuntary Civil Commitments	149	▲	+17.3%	+22
Landlord /Tenant	695	▼	-6.0%	-44
Misdemeanor	5,877	▲	+17.6%	+879
Other	1,885	▲	+4.7%	+84
Protective Orders	211	▲	+51.8%	+72
GRAND TOTAL	26,117	▲	16.5%	+3,691

* Compared to same time period as previous year

** Case Type Categories are defined in the 2017 Virginia Judicial Workload Assessment

The data reported reflect the case management system. The case types reported may not necessitate judicial involvement.

2024 Overall GRAND TOTAL		Distribution of Caseload			Change*		Percentage (%) of Caseload		
8,690	+639 7.9%	Criminal	1,590	18%	12.5% ▲	+177	Criminal	2023 17.6%	2024 18.3%
2024	↑	Traffic	4,452	51%	7.4% ▲	+307	Traffic	51.5%	51.2%
2023		Civil	1,898	22%	12.4% ▲	+209	Civil	21.0%	21.8%
		Civil Commitments	750	9%	-6.7% ▼	-54	Civil Commitments	10.0%	8.6%
		GRAND TOTAL	8,690	100%	7.9% ▲	+639	GRAND TOTAL	100%	100%

Dispositions by Division & Code

Division	Case Type Description	Code	Summary	Change	% Change	Absolute Change
Criminal	Misdemeanor	M	1,093	▲	+20.0%	+182
	Felony	F	315	▼	-0.6%	-2
	Capias	CA	85	▲	+2.4%	+2
	Show Cause	SC	63	▼	-11.3%	-8
	Civil Violation	CV	34	▲	+9.7%	+3
	Total			1,590	▲	12.5%
Traffic	Infraction	I	3,493	▲	+3.6%	+121
	Misdemeanor	M	894	▲	+28.6%	+199
	Show Cause	SC	35	▼	-16.7%	-7
	Felony	F	16	↔		-
	Capias	CA	14	▼	-12.5%	-2
	Civil Violation	CV	0	▼	-100.0%	-1
	Restricted Operators License	RL	0	▼	-100.0%	-3
	Total			4,452	▲	7.4%
Civil	Warrant in Debt	WD	784	▲	+58.1%	+288
	Unlawful Detainer	UD	353	▼	-26.3%	-126
	Garnishment	GA	343	▲	+3.3%	+11
	Other	OT	87	▼		-
	Detinue	DT	80	▼	-10.1%	-9
	Admin License	AL	74	▲	+7.2%	+5
	Preliminary Protective Order	PP	39	▲	+44.4%	+12
	Interrogatory	IN	37	▲	+76.2%	+16
	Protective Order	PO	29	▲	+11.5%	+3
	Show Cause	SC	27	▲	+107.7%	+14
	Impoundment	IM	17	▲	+30.8%	+4
	Abstract	AJ	11	▼	-45.0%	-9
	Bond Forfeiture	BF	9	▲	+50.0%	+3
	Tenants Assertion	TA	3	▼	-57.1%	-4
	Motion for Judgment	MJ	2	▲	-	+2
	Petition-Restore Arms	PR	2	▼	-33.3%	-1
	Petition to Require Blood Test	BT	1	▲	-	+1
	Capias	CA	0	▼	-100.0%	-1
Total			1,898	▲	12.4%	+209
Civil Commitments	Mental Commitment	MC	470	▼	-3.7%	-18
	Temporary Detention Order	TD	182	▼	-15.0%	-32
	Emergency Custody Order	EC	45	▼	-11.8%	-6
	Other	OT	38	▲	+40.7%	+11
	Medical Emergency Temporary Detention Order	MT	14	▼	-39.1%	-9
	Medical Emergency Custody Order	ME	1	↔		-
Total			750	▼	-6.7%	-54
GRAND TOTAL			8,690	▲	7.9%	+639

Dispositions by Major Case Category**

Category	Summary	Change	% Change	Absolute Change
Felony	331	▼	-0.6%	-2
Garnishment	380	▲	+7.6%	+27
General Civil	875	▲	+46.8%	+279

* Compared to same time period as previous year

** Case Type Categories are defined in the 2017 Virginia Judicial Workload Assessment

The data reported reflect the case management system. The case types reported may not necessitate judicial involvement.

CPSS - GCMS CASELOAD STATISTICS OF THE GENERAL DISTRICT COURTS

January 2024 thru December 2024 Dispositions (Compared to January 2023 thru December 2023)

Salem

District: 23 FIPS: 775

Infraction/Civil Violation	3,527	▼	+3.6%	+123
Involuntary Civil Commitments	38	▲	+40.7%	+11
Landlord /Tenant	356	▼	-26.7%	-130
Misdemeanor	1,987	▼	+23.5%	+378
Other	1,128	▲	-5.2%	-62
Protective Orders	68	▲	+28.3%	+15
GRAND TOTAL	8,690	▲	7.9%	+639

* Compared to same time period as previous year

** Case Type Categories are defined in the 2017 Virginia Judicial Workload Assessment

The data reported reflect the case management system. The case types reported may not necessitate judicial involvement.

2024 Overall GRAND TOTAL		Distribution of Caseload			Change*		Percentage (%) of Caseload			
11,052	+3,310 42.8%	Criminal	1,104	10%	-9.4%	▼	-115	Criminal	2023: 15.7%	2024: 10.0%
2024		Traffic	8,091	73%	72.8%	▲	+3,409	Traffic	60.5%	73.2%
2023		Civil	1,751	16%	1.4%	▲	+25	Civil	22.3%	15.8%
		Civil Commitments	106	1%	-7.8%	▼	-9	Civil Commitments	1.5%	1.0%
		GRAND TOTAL	11,052	100%	42.8%	▲	+3,310	GRAND TOTAL	100%	100%

Dispositions by Division & Code

Division	Case Type Description	Code	Summary	Change	% Change	Absolute Change
Criminal	Misdemeanor	M	575	▼	-7.9%	-49
	Felony	F	271	▼	-17.9%	-59
	Show Cause	SC	132	▲	+14.8%	+17
	Capias	CA	114	▼	-11.6%	-15
	Motion	MO	6	▼	-53.8%	-7
	Civil Violation	CV	4	▼	-50.0%	-4
	Restricted Operators License	RL	2	▲	-	+2
	Total			1,104	▼	-9.4%
Traffic	Infraction	I	6,610	▲	+70.0%	+2,722
	Misdemeanor	M	1,359	▲	+101.6%	+685
	Capias	CA	47	▲	+23.7%	+9
	Show Cause	SC	45	▼	-8.2%	-4
	Felony	F	15	▲	+50.0%	+5
	Civil Violation	CV	9	▼	-35.7%	-5
	Motion	MO	5	▼	-37.5%	-3
	Restricted Operators License	RL	1	↔	-	-
Total			8,091	▲	72.8%	+3,409
Civil	Warrant in Debt	WD	787	▲	+46.8%	+251
	Garnishment	GA	422	▼	-12.6%	-61
	Unlawful Detainer	UD	178	▼	-42.4%	-131
	Other	OT	82	▲	-8.9%	-8
	Preliminary Protective Order	PP	55	▼	-6.8%	-4
	Protective Order	PO	44	▼	-4.3%	-2
	Admin License	AL	42	▼	-14.3%	-7
	Detinue	DT	41	▼	-8.9%	-4
	Interrogatory	IN	40	▲	+8.1%	+3
	Show Cause	SC	25	▲	+19.0%	+4
	Bond Forfeiture	BF	14	▼	-33.3%	-7
	Abstract	AJ	7	▼	-56.3%	-9
	Motion for Judgment	MJ	5	▲	+400.0%	+4
	Impoundment	IM	4	▼	-33.3%	-2
	Capias	CA	3	▼	-40.0%	-2
	Petition-Restore Arms	PR	1	↔	-	-
Tenants Assertion	TA	1	↔	-	-	
Total			1,751	▲	1.4%	+25
Civil Commitments	Temporary Detention Order	TD	83	▼	-14.4%	-14
	Emergency Custody Order	EC	22	▲	+46.7%	+7
	Mental Commitment	MC	1	↔	-	-
	Medical Emergency Temporary Detention Order	MT	0	▼	-100.0%	-1
	Petition	PT	0	▼	-100.0%	-1
Total			106	▼	-7.8%	-9
GRAND TOTAL			11,052	▲	42.8%	+3,310

Dispositions by Major Case Category**

Category	Summary	Change	% Change	Absolute Change
Felony	286	▲	-15.9%	-54
Garnishment	462	▼	-11.2%	-58

* Compared to same time period as previous year

** Case Type Categories are defined in the 2017 Virginia Judicial Workload Assessment

The data reported reflect the case management system. The case types reported may not necessitate judicial involvement.

CPSS - GCMS CASELOAD STATISTICS OF THE GENERAL DISTRICT COURTS

January 2024 thru December 2024 Dispositions (Compared to January 2023 thru December 2023)

General Civil	850	▲	+42.4%	+253
Infraction/Civil Violation	6,623	▼	+69.4%	+2,713
Involuntary Civil Commitments	0	▼	-100.0%	-1
Landlord /Tenant	179	▼	-42.3%	-131
Misdemeanor	1,937	▲	+49.1%	+638
Other	616	▼	-6.7%	-44
Protective Orders	99	▼	-5.7%	-6
GRAND TOTAL	11,052	▲	42.8%	+3,310

* Compared to same time period as previous year

** Case Type Categories are defined in the 2017 Virginia Judicial Workload Assessment

The data reported reflect the case management system. The case types reported may not necessitate judicial involvement.

2024 Overall GRAND TOTAL		Distribution of Caseload			Change*		Percentage (%) of Caseload		
10,851	+492 4.7%	Criminal	2,121	20%	-2.2% ▼	-47	Criminal	20.9%	19.5%
2024		Traffic	5,025	46%	-2.0% ▼	-104	Traffic	49.5%	46.3%
2023		Civil	3,524	32%	21.0% ▲	+611	Civil	28.1%	32.5%
		Civil Commitments	181	2%	21.5% ▲	+32	Civil Commitments	1.4%	1.7%
		GRAND TOTAL	10,851	100%	4.7% ▲	+492	GRAND TOTAL	100%	100%

Dispositions by Division & Code

Division	Case Type Description	Code	Summary	Change	% Change	Absolute Change
Criminal	Misdemeanor	M	1,182	▼	-2.2%	-26
	Felony	F	559	▲	+21.8%	+100
	Capias	CA	190	▲	+3.8%	+7
	Show Cause	SC	158	▼	-28.5%	-63
	Civil Violation	CV	32	▼	-67.0%	-65
	Total			2,121	▼	-2.2%
Traffic	Infraction	I	3,632	▼	-4.4%	-167
	Misdemeanor	M	996	▲	+6.4%	+60
	Show Cause	SC	199	▲	+4.7%	+9
	Capias	CA	170	↔		-
	Felony	F	22	▼	-29.0%	-9
	Civil Violation	CV	5	▲	+150.0%	+3
	Restricted Operators License	RL	1	↔		-
	Total			5,025	▼	-2.0%
Civil	Warrant in Debt	WD	1,831	▲	+45.2%	+570
	Garnishment	GA	805	▲	+21.1%	+140
	Unlawful Detainer	UD	235	▼	-15.5%	-43
	Other	OT	133	▼	-26.5%	-48
	Preliminary Protective Order	PP	124	▲	+7.8%	+9
	Protective Order	PO	101	▲	+13.5%	+12
	Interrogatory	IN	77	▲	+18.5%	+12
	Impoundment	IM	67	▲	+28.8%	+15
	Detinue	DT	46	▼	-31.3%	-21
	Show Cause	SC	31	▼	-29.5%	-13
	Admin License	AL	29	▼	-34.1%	-15
	Abstract	AJ	16	▼	-38.5%	-10
	Bond Forfeiture	BF	16	▲	+1,500.0%	+15
	Capias	CA	4	▼	-33.3%	-2
	Counter Claim	CC	4	▼	-50.0%	-4
	Tenants Assertion	TA	3	▼	-25.0%	-1
	Petition-Restore Arms	PR	2	▼	-33.3%	-1
	Overweight	OC	0	▼	-100.0%	-1
	Restricted Operators License	RL	0	▼	-100.0%	-1
	Third Party Claim	TH	0	▼	-100.0%	-2
Total			3,524	▲	21.0%	+611
Civil Commitments	Temporary Detention Order	TD	107	▲	+30.5%	+25
	Emergency Custody Order	EC	74	▲	+12.1%	+8
	Medical Emergency Temporary Detention Order	MT	0	▼	-100.0%	-1
	Total			181	▲	21.5%
GRAND TOTAL			10,851	▲	4.7%	+492

Dispositions by Major Case Category**

Category	Summary	Change	% Change	Absolute Change
Felony	581	▼	+18.6%	+91
Garnishment	882	▲	+20.8%	+152
General Civil	1,892	▼	+39.5%	+536
Infraction/Civil Violation	3,669	▼	-5.9%	-230

* Compared to same time period as previous year

** Case Type Categories are defined in the 2017 Virginia Judicial Workload Assessment

The data reported reflect the case management system. The case types reported may not necessitate judicial involvement.

CPSS - GCMS CASELOAD STATISTICS OF THE GENERAL DISTRICT COURTS

January 2024 thru December 2024 Dispositions (Compared to January 2023 thru December 2023)

District: 24 FIPS: 019

Landlord /Tenant	238	▼	-15.6%	-44
Misdemeanor	2,179	▼	+1.5%	+33
Other	1,185	▲	-5.4%	-67
Protective Orders	225	▲	+10.3%	+21
GRAND TOTAL	10,851	▲	4.7%	+492

* Compared to same time period as previous year

** Case Type Categories are defined in the 2017 Virginia Judicial Workload Assessment

The data reported reflect the case management system. The case types reported may not necessitate judicial involvement.

2024 Overall GRAND TOTAL		Distribution of Caseload			Change*		Percentage (%) of Caseload		
11,347	+1,211 11.9%	Criminal	1,566	14%	3.4% ▲	+51	Criminal	2023 14.9%	2024 13.8%
2024		Traffic	6,060	53%	28.6% ▲	+1,348	Traffic	46.5%	53.4%
2023		Civil	3,600	32%	-5.6% ▼	-213	Civil	37.6%	31.7%
		Civil Commitments	121	1%	26.0% ▲	+25	Civil Commitments	0.9%	1.1%
		GRAND TOTAL	11,347	100%	11.9% ▲	+1,211	GRAND TOTAL	100%	100%

Dispositions by Division & Code

Division	Case Type Description	Code	Summary	Change	% Change	Absolute Change
Criminal	Misdemeanor	M	811	▼	-8.2%	-72
	Felony	F	407	▲	+21.9%	+73
	Capias	CA	149	▲	+18.3%	+23
	Show Cause	SC	142	▲	+7.6%	+10
	Civil Violation	CV	38	▲	+153.3%	+23
	Restricted Operators License	RL	19	▼	-20.8%	-5
	Motion	MO	0	▼	-100.0%	-1
	Total			1,566	▲	3.4%
Traffic	Infraction	I	4,889	▲	+27.3%	+1,047
	Misdemeanor	M	966	▲	+29.3%	+219
	Show Cause	SC	85	▲	+93.2%	+41
	Capias	CA	74	▲	+60.9%	+28
	Felony	F	26	▲	+18.2%	+4
	Civil Violation	CV	10	▲	+100.0%	+5
	Restricted Operators License	RL	8	▲	+60.0%	+3
	Motion	MO	2	▲	+100.0%	+1
Total			6,060	▲	28.6%	+1,348
Civil	Warrant in Debt	WD	1,887	▼	-4.6%	-90
	Garnishment	GA	614	▲	+11.8%	+65
	Unlawful Detainer	UD	557	▼	-19.5%	-135
	Other	OT	136	▲	-12.8%	-20
	Preliminary Protective Order	PP	93	▼	-18.4%	-21
	Admin License	AL	50	▲	+19.0%	+8
	Interrogatory	IN	47	▼	-14.5%	-8
	Impoundment	IM	44	▲	+46.7%	+14
	Detinue	DT	43	▼	-4.4%	-2
	Protective Order	PO	43	▼	-35.8%	-24
	Show Cause	SC	28	▲	+27.3%	+6
	Bond Forfeiture	BF	23	↔		-
	Abstract	AJ	17	▼	-29.2%	-7
	Counter Claim	CC	5	▲	+400.0%	+4
	Petition-Restore Arms	PR	4	↔		-
	Capias	CA	3	▲	+50.0%	+1
	Tenants Assertion	TA	3	▼	-50.0%	-3
	Cross Claim	CR	1	▲	-	+1
	Motion for Judgment	MJ	1	▼	-50.0%	-1
	Third Party Claim	TH	1	↔		-
Overweight	OC	0	▼	-100.0%	-1	
Total			3,600	▼	-5.6%	-213
Civil Commitments	Temporary Detention Order	TD	75	▲	+56.3%	+27
	Emergency Custody Order	EC	45	▼	-6.3%	-3
	Medical Emergency Temporary Detention Order	MT	1	▲	-	+1
Total			121	▲	26.0%	+25
GRAND TOTAL			11,347	▲	11.9%	+1,211

* Compared to same time period as previous year

** Case Type Categories are defined in the 2017 Virginia Judicial Workload Assessment

The data reported reflect the case management system. The case types reported may not necessitate judicial involvement.



Dispositions by Major Case Category**

Category	Summary	Change	% Change	Absolute Change
Felony	433	▲	+21.6%	+77
Garnishment	661	▼	+9.4%	+57
General Civil	1,952	▼	-4.3%	-88
Infraction/Civil Violation	4,937	▲	+27.8%	+1,074
Landlord /Tenant	560	▼	-19.8%	-138
Misdemeanor	1,804	▲	+8.7%	+145
Other	864	▲	+17.6%	+129
Protective Orders	136	▼	-24.9%	-45
GRAND TOTAL	11,347	▲	11.9%	+1,211

* Compared to same time period as previous year

** Case Type Categories are defined in the 2017 Virginia Judicial Workload Assessment

The data reported reflect the case management system. The case types reported may not necessitate judicial involvement.

2024 Overall GRAND TOTAL		Distribution of Caseload			Change*		Percentage (%) of Caseload		
21,772	-1,114 -4.9%	Criminal	5,253	24%	-6.7% ▼	-379	Criminal	2023 24.6%	2024 24.1%
		Traffic	6,834	31%	-19.8% ▼	-1,682	Traffic	37.2%	31.4%
2024		Civil	8,661	40%	12.8% ▲	+983	Civil	33.5%	39.8%
2023		Civil Commitments	1,024	5%	-3.4% ▼	-36	Civil Commitments	4.6%	4.7%
		GRAND TOTAL	21,772	100%	-4.9% ▼	-1,114	GRAND TOTAL	100%	100%

Dispositions by Division & Code

Division	Case Type Description	Code	Summary	Change	% Change	Absolute Change
Criminal	Misdemeanor	M	2,820	▼	-5.7%	-172
	Felony	F	1,353	▼	-1.5%	-21
	Capias	CA	579	▼	-14.9%	-101
	Show Cause	SC	415	▼	-17.0%	-85
	Civil Violation	CV	47	▲	+4.4%	+2
	Motion	MO	39	▼	-4.9%	-2
	Total			5,253	▼	-6.7%
Traffic	Infraction	I	4,657	▼	-24.0%	-1,470
	Misdemeanor	M	1,886	▼	-9.4%	-196
	Show Cause	SC	121	▼	-11.7%	-16
	Capias	CA	119	▲	+9.2%	+10
	Felony	F	40	▲	+17.6%	+6
	Civil Violation	CV	4	▼	-42.9%	-3
	Restricted Operators License	RL	4	▼	-71.4%	-10
	Motion	MO	2	▼	-33.3%	-1
	Other	O	1	▼	-66.7%	-2
Total			6,834	▼	-19.8%	-1,682
Civil	Warrant in Debt	WD	3,476	▲	+31.1%	+824
	Unlawful Detainer	UD	1,629	▼	-3.2%	-53
	Garnishment	GA	1,485	▲	+13.4%	+176
	Detinue	DT	485	▼	-0.4%	-2
	Other	OT	425	▼	-5.8%	-26
	Preliminary Protective Order	PP	263	▲	+6.5%	+16
	Interrogatory	IN	174	▲	+7.4%	+12
	Protective Order	PO	170	▼	-2.3%	-4
	Bond Forfeiture	BF	123	▲	+17.1%	+18
	Impoundment	IM	113	▼	-18.7%	-26
	Show Cause	SC	93	▲	+31.0%	+22
	Admin License	AL	78	▼	-17.9%	-17
	Abstract	AJ	76	▲	+68.9%	+31
	Capias	CA	25	▲	+127.3%	+14
	Tenants Assertion	TA	16	↔	-	-
	Motion for Judgment	MJ	12	▼	-7.7%	-1
	Counter Claim	CC	7	▼	-46.2%	-6
	Petition-Restore Arms	PR	6	▲	+20.0%	+1
	Third Party Claim	TH	3	▲	+200.0%	+2
	Cross Claim	CR	1	▲	-	+1
Distress Seizure	DS	1	▲	-	+1	
Total			8,661	▲	12.8%	+983
Civil Commitments	Mental Commitment	MC	436	▲	+16.0%	+60
	Temporary Detention Order	TD	337	▼	-12.7%	-49
	Emergency Custody Order	EC	240	▼	-16.4%	-47
	Medical Emergency Temporary Detention Order	MT	5	▼	-28.6%	-2
	Petition	PT	5	▲	+400.0%	+4
	Medical Emergency Custody Order	ME	1	▼	-66.7%	-2
Total			1,024	▼	-3.4%	-36
GRAND TOTAL			21,772	▼	-4.9%	-1,114

* Compared to same time period as previous year

** Case Type Categories are defined in the 2017 Virginia Judicial Workload Assessment

The data reported reflect the case management system. The case types reported may not necessitate judicial involvement.

Dispositions by Major Case Category**

Category	Summary	Change	% Change	Absolute Change
Felony	1,393	▲	-1.1%	-15
Garnishment	1,659	▲	+12.8%	+188
General Civil	4,013	▲	+24.8%	+798
Infraction/Civil Violation	4,709	▼	-23.8%	-1,473
Involuntary Civil Commitments	5	▲	+400.0%	+4
Landlord /Tenant	1,645	▼	-3.1%	-53
Misdemeanor	4,710	▼	-7.4%	-378
Other	3,205	▲	-5.8%	-197
Protective Orders	433	▲	+2.9%	+12
GRAND TOTAL	21,772	▼	-4.9%	-1,114

* Compared to same time period as previous year

** Case Type Categories are defined in the 2017 Virginia Judicial Workload Assessment

The data reported reflect the case management system. The case types reported may not necessitate judicial involvement.

2024 Overall GRAND TOTAL		Distribution of Caseload			Change*		Percentage (%) of Caseload																																															
2024	5,709	<table border="1"> <tr><td>Criminal</td><td>578</td><td>10%</td></tr> <tr><td>Traffic</td><td>4,503</td><td>79%</td></tr> <tr><td>Civil</td><td>554</td><td>10%</td></tr> <tr><td>Civil Commitments</td><td>74</td><td>1%</td></tr> <tr><td>GRAND TOTAL</td><td>5,709</td><td>100%</td></tr> </table>	Criminal	578	10%	Traffic	4,503	79%	Civil	554	10%	Civil Commitments	74	1%	GRAND TOTAL	5,709	100%	<table border="1"> <tr><td>Criminal</td><td>11.0%</td><td>2023</td></tr> <tr><td>Traffic</td><td>75.8%</td><td>2024</td></tr> <tr><td>Civil</td><td>11.7%</td><td>10.1%</td></tr> <tr><td>Civil Commitments</td><td>1.5%</td><td>78.9%</td></tr> <tr><td>GRAND TOTAL</td><td>100%</td><td>9.7%</td></tr> </table>	Criminal	11.0%	2023	Traffic	75.8%	2024	Civil	11.7%	10.1%	Civil Commitments	1.5%	78.9%	GRAND TOTAL	100%	9.7%	<table border="1"> <tr><td>2023</td><td>4,656</td></tr> <tr><td>Change</td><td>+1,053</td></tr> <tr><td>% Change</td><td>22.6%</td></tr> </table>	2023	4,656	Change	+1,053	% Change	22.6%	<table border="1"> <tr><td>2023</td><td>4,656</td></tr> <tr><td>Change</td><td>+1,053</td></tr> <tr><td>% Change</td><td>22.6%</td></tr> </table>	2023	4,656	Change	+1,053	% Change	22.6%	<table border="1"> <tr><td>2023</td><td>4,656</td></tr> <tr><td>Change</td><td>+1,053</td></tr> <tr><td>% Change</td><td>22.6%</td></tr> </table>	2023	4,656	Change	+1,053	% Change	22.6%
Criminal	578		10%																																																			
Traffic	4,503		79%																																																			
Civil	554		10%																																																			
Civil Commitments	74		1%																																																			
GRAND TOTAL	5,709	100%																																																				
Criminal	11.0%	2023																																																				
Traffic	75.8%	2024																																																				
Civil	11.7%	10.1%																																																				
Civil Commitments	1.5%	78.9%																																																				
GRAND TOTAL	100%	9.7%																																																				
2023	4,656																																																					
Change	+1,053																																																					
% Change	22.6%																																																					
2023	4,656																																																					
Change	+1,053																																																					
% Change	22.6%																																																					
2023	4,656																																																					
Change	+1,053																																																					
% Change	22.6%																																																					
2023	4,656	578	10%	13.1%	▲	+67	11.0%	2023	4,656																																													
		4,503	79%	27.6%	▲	+973	75.8%	2024	5,709																																													
		554	10%	1.3%	▲	+7	11.7%																																															
		74	1%	8.8%	▲	+6	1.5%																																															
		5,709	100%	22.6%	▲	+1,053	100%		100%																																													

Dispositions by Division & Code

Division	Case Type Description	Code	Summary	Change	% Change	Absolute Change
Criminal	Misdemeanor	M	350	▲	+8.4%	+27
	Felony	F	148	▲	+15.6%	+20
	Show Cause	SC	43	▲	+53.6%	+15
	Capias	CA	28	▲	+33.3%	+7
	Civil Violation	CV	9	▼	-18.2%	-2
	Total			578	▲	13.1%
Traffic	Infraction	I	3,843	▲	+35.8%	+1,013
	Misdemeanor	M	620	▼	-6.2%	-41
	Capias	CA	15	▼	-6.3%	-1
	Show Cause	SC	14	▼	-6.7%	-1
	Felony	F	7	▲	+40.0%	+2
	Civil Violation	CV	3	▲	+200.0%	+2
	Restricted Operators License	RL	1	▼	-50.0%	-1
	Total			4,503	▲	27.6%
Civil	Warrant in Debt	WD	282	▲	+32.4%	+69
	Garnishment	GA	125	▼	-10.7%	-15
	Other	OT	30	▼	-26.8%	-11
	Unlawful Detainer	UD	30	▼	-11.8%	-4
	Preliminary Protective Order	PP	24	▼	-29.4%	-10
	Protective Order	PO	20	▼	-16.7%	-4
	Admin License	AL	15	▼	-59.5%	-22
	Abstract	AJ	6	▼	-33.3%	-3
	Detinue	DT	6	▲	+100.0%	+3
	Impoundment	IM	4	▲	+300.0%	+3
	Motion for Judgment	MJ	4	▲	+100.0%	+2
	Bond Forfeiture	BF	3	▲	+200.0%	+2
	Interrogatory	IN	2	▼	-33.3%	-1
	Overweight	OC	2	▲	+100.0%	+1
	Show Cause	SC	1	↔		-
	Counter Claim	CC	0	▼	-100.0%	-1
	Petition-Restore Arms	PR	0	▼	-100.0%	-1
	Restricted Operators License	RL	0	▼	-100.0%	-1
	Total			554	▲	1.3%
Civil Commitments	Temporary Detention Order	TD	48	▲	+14.3%	+6
	Emergency Custody Order	EC	26	↔		-
	Total			74	▲	8.8%
GRAND TOTAL			5,709	▲	22.6%	+1,053

Dispositions by Major Case Category**

Category	Summary	Change	% Change	Absolute Change
Felony	155	▲	+16.5%	+22
Garnishment	127	▼	-11.2%	-16
General Civil	293	▲	+33.2%	+73
Infraction/Civil Violation	3,857	▲	+35.7%	+1,014
Landlord /Tenant	30	▼	-11.8%	-4
Misdemeanor	971	▼	-1.6%	-16

* Compared to same time period as previous year

** Case Type Categories are defined in the 2017 Virginia Judicial Workload Assessment

The data reported reflect the case management system. The case types reported may not necessitate judicial involvement.

CPSS - GCMS CASELOAD STATISTICS OF THE GENERAL DISTRICT COURTS

January 2024 thru December 2024 Dispositions (Compared to January 2023 thru December 2023)

Other	232	▲	-2.5%	-6
Protective Orders	44	▼	-24.1%	-14
GRAND TOTAL	5,709	▲	22.6%	+1,053

* Compared to same time period as previous year

** Case Type Categories are defined in the 2017 Virginia Judicial Workload Assessment

The data reported reflect the case management system. The case types reported may not necessitate judicial involvement.

2024 Overall GRAND TOTAL		Distribution of Caseload			Change*		Percentage (%) of Caseload		
9,821	+980 11.1%	Criminal	1,190	12%	-3.6% ▼	-44	Criminal	2023 14.0%	2024 12.1%
2024		Traffic	6,919	70%	13.6% ▲	+827	Traffic	68.9%	70.5%
2023		Civil	1,321	13%	12.9% ▲	+151	Civil	13.2%	13.5%
		Civil Commitments	391	4%	13.3% ▲	+46	Civil Commitments	3.9%	4.0%
		GRAND TOTAL	9,821	100%	11.1% ▲	+980	GRAND TOTAL	100%	100%

Dispositions by Division & Code

Division	Case Type Description	Code	Summary	Change	% Change	Absolute Change
Criminal	Misdemeanor	M	624	▼	-12.5%	-89
	Felony	F	456	▲	+10.9%	+45
	Capias	CA	65	▼	-3.0%	-2
	Show Cause	SC	23	▼	-17.9%	-5
	Civil Violation	CV	22	▲	+57.1%	+8
	Restricted Operators License	RL	0	▼	-100.0%	-1
	Total			1,190	▼	-3.6%
Traffic	Infraction	I	5,755	▲	+14.7%	+736
	Misdemeanor	M	1,061	▲	+6.5%	+65
	Capias	CA	73	▲	+14.1%	+9
	Show Cause	SC	18	▲	+157.1%	+11
	Felony	F	7	▲	+133.3%	+4
	Civil Violation	CV	5	▲	+66.7%	+2
	Total			6,919	▲	13.6%
Civil	Warrant in Debt	WD	578	▲	+43.4%	+175
	Garnishment	GA	289	▲	+1.4%	+4
	Unlawful Detainer	UD	162	▼	-13.4%	-25
	Other	OT	89	▼	-5.3%	-5
	Preliminary Protective Order	PP	50	▲	+28.2%	+11
	Detinue	DT	45	▼	-32.8%	-22
	Protective Order	PO	38	▲	+11.8%	+4
	Admin License	AL	31	▼	-6.1%	-2
	Overweight	OC	9	▲	-	+9
	Interrogatory	IN	8	▲	+33.3%	+2
	Show Cause	SC	8	▲	+60.0%	+3
	Impoundment	IM	4	▼	-33.3%	-2
	Abstract	AJ	3	▼	-25.0%	-1
	Counter Claim	CC	3	▲	+200.0%	+2
	Bond Forfeiture	BF	2	▲	-	+2
	Petition-Restore Arms	PR	2	↔	-	-
	Capias	CA	0	▼	-100.0%	-2
Tenants Assertion	TA	0	▼	-100.0%	-2	
Total			1,321	▲	12.9%	+151
Civil Commitments	Mental Commitment	MC	121	▼	-4.7%	-6
	Other	OT	108	▲	+50.0%	+36
	Temporary Detention Order	TD	92	▲	+8.2%	+7
	Emergency Custody Order	EC	65	▲	+10.2%	+6
	Medical Emergency Temporary Detention Order	MT	5	▲	+150.0%	+3
Total			391	▲	13.3%	+46
GRAND TOTAL			9,821	▲	11.1%	+980

Dispositions by Major Case Category**

Category	Summary	Change	% Change	Absolute Change
Felony	463	▲	+11.8%	+49
Garnishment	297	▲	+2.1%	+6
General Civil	627	▼	+31.7%	+151
Infraction/Civil Violation	5,791	▲	+15.0%	+755

* Compared to same time period as previous year

** Case Type Categories are defined in the 2017 Virginia Judicial Workload Assessment

The data reported reflect the case management system. The case types reported may not necessitate judicial involvement.

CPSS - GCMS CASELOAD STATISTICS OF THE GENERAL DISTRICT COURTS
 January 2024 thru December 2024 Dispositions (Compared to January 2023 thru December 2023)

Allegheny

District: 25 FIPS: 005

Involuntary Civil Commitments	108	▲	+50.0%	+36
Landlord /Tenant	162	▼	-14.3%	-27
Misdemeanor	1,685	▼	-1.5%	-25
Other	600	▲	+3.4%	+20
Protective Orders	88	▲	+20.5%	+15
GRAND TOTAL	9,821	▲	11.1%	+980

* Compared to same time period as previous year

** Case Type Categories are defined in the 2017 Virginia Judicial Workload Assessment

The data reported reflect the case management system. The case types reported may not necessitate judicial involvement.

2024 Overall GRAND TOTAL		Distribution of Caseload			Change*		Percentage (%) of Caseload		
20,205	+3,326 19.7%	Criminal	2,456	12%	7.7% ▲	+176	Criminal	2023 13.5%	2024 12.2%
2024	↑	Traffic	14,337	71%	25.5% ▲	+2,916	Traffic	67.7%	71.0%
2023		Civil	2,631	13%	10.6% ▲	+253	Civil	14.1%	13.0%
		Civil Commitments	781	4%	-2.4% ▼	-19	Civil Commitments	4.7%	3.9%
		GRAND TOTAL	20,205	100%	19.7% ▲	+3,326	GRAND TOTAL	100%	100%

Dispositions by Division & Code

Division	Case Type Description	Code	Summary	Change	% Change	Absolute Change
Criminal	Misdemeanor	M	1,229	▲	+15.1%	+161
	Felony	F	711	▲	+8.5%	+56
	Capias	CA	263	▼	-12.0%	-36
	Show Cause	SC	170	▼	-10.5%	-20
	Civil Violation	CV	82	▲	+20.6%	+14
	Restricted Operators License	RL	1	▲	-	+1
	Total			2,456	▲	7.7%
Traffic	Infraction	I	12,015	▲	+28.1%	+2,639
	Misdemeanor	M	2,119	▲	+13.2%	+247
	Capias	CA	107	▲	+15.1%	+14
	Show Cause	SC	43	▼	-6.5%	-3
	Felony	F	36	▲	+28.6%	+8
	Other	O	12	▲	-	+12
	Civil Violation	CV	5	▼	-16.7%	-1
Total			14,337	▲	25.5%	+2,916
Civil	Warrant in Debt	WD	1,201	▲	+23.3%	+227
	Garnishment	GA	564	▲	+3.9%	+21
	Unlawful Detainer	UD	378	▼	-1.3%	-5
	Other	OT	149	▼	+3.5%	+5
	Preliminary Protective Order	PP	91	▲	+11.0%	+9
	Admin License	AL	89	▲	+53.4%	+31
	Detinue	DT	35	↔	-	-
	Protective Order	PO	25	▼	-13.8%	-4
	Abstract	AJ	18	▼	-33.3%	-9
	Interrogatory	IN	18	▼	-51.4%	-19
	Show Cause	SC	15	▲	+15.4%	+2
	Zoning Violation	ZO	15	▲	-	+15
	Impoundment	IM	11	▼	-60.7%	-17
	Motion for Judgment	MJ	10	▼	-9.1%	-1
	Petition-Restore Arms	PR	5	↔	-	-
	Counter Claim	CC	3	▲	+50.0%	+1
	Bond Forfeiture	BF	1	▲	-	+1
	Detinue Seizure	DZ	1	▲	-	+1
	Overweight	OC	1	↔	-	-
	Tenants Assertion	TA	1	▼	-50.0%	-1
Capias	CA	0	▼	-100.0%	-3	
Restricted Operators License	RL	0	▼	-100.0%	-1	
Total			2,631	▲	10.6%	+253
Civil Commitments	Mental Commitment	MC	322	▼	-9.3%	-33
	Temporary Detention Order	TD	212	▲	+8.7%	+17
	Emergency Custody Order	EC	178	▲	+6.6%	+11
	Other	OT	31	▼	-35.4%	-17
	Petition	PT	26	▼	-16.1%	-5
	Medical Emergency Temporary Detention Order	MT	10	▲	+233.3%	+7
	Medical Emergency Custody Order	ME	2	▲	+100.0%	+1
Total			781	▼	-2.4%	-19
GRAND TOTAL			20,205	▲	19.7%	+3,326

* Compared to same time period as previous year

** Case Type Categories are defined in the 2017 Virginia Judicial Workload Assessment

The data reported reflect the case management system. The case types reported may not necessitate judicial involvement.

Dispositions by Major Case Category**

Category	Summary	Change	% Change	Absolute Change
Felony	747	▲	+9.4%	+64
Garnishment	582	▼	+0.3%	+2
General Civil	1,259	▲	+20.7%	+216
Infraction/Civil Violation	12,115	▲	+28.2%	+2,664
Involuntary Civil Commitments	57	▼	-27.8%	-22
Landlord /Tenant	379	▼	-1.6%	-6
Misdemeanor	3,364	▲	+14.4%	+423
Other	1,586	▲	-1.2%	-20
Protective Orders	116	▼	+4.5%	+5
GRAND TOTAL	20,205	▲	19.7%	+3,326

* Compared to same time period as previous year

** Case Type Categories are defined in the 2017 Virginia Judicial Workload Assessment

The data reported reflect the case management system. The case types reported may not necessitate judicial involvement.

2024 Overall GRAND TOTAL		Distribution of Caseload			Change*		Percentage (%) of Caseload		
3,024	+134 4.6%	Criminal	251	8%	9.6% ▲	+22	Criminal	2023 7.9%	2024 8.3%
2024		Traffic	2,607	86%	2.1% ▲	+54	Traffic	88.3%	86.2%
2023		Civil	158	5%	88.1% ▲	+74	Civil	2.9%	5.2%
		Civil Commitments	8	0%	-66.7% ▼	-16	Civil Commitments	0.8%	0.3%
		GRAND TOTAL	3,024	100%	4.6% ▲	+134	GRAND TOTAL	100%	100%

Dispositions by Division & Code

Division	Case Type Description	Code	Summary	Change	% Change	Absolute Change
Criminal	Misdemeanor	M	215	▲	+14.4%	+27
	Felony	F	14	▼	-22.2%	-4
	Capias	CA	9	▲	+50.0%	+3
	Civil Violation	CV	8	▼	-20.0%	-2
	Show Cause	SC	5	▼	-28.6%	-2
	Total			251	▲	9.6%
Traffic	Infraction	I	2,386	▲	+0.8%	+20
	Misdemeanor	M	213	▲	+15.1%	+28
	Capias	CA	3	▲	+200.0%	+2
	Show Cause	SC	2	▲	+100.0%	+1
	Civil Violation	CV	1	▲	-	+1
	Felony	F	1	▲	-	+1
	Other	O	1	▲	-	+1
	Total			2,607	▲	2.1%
Civil	Warrant in Debt	WD	79	▲	+172.4%	+50
	Garnishment	GA	25	▲	+13.6%	+3
	Other	OT	11	▲	+10.0%	+1
	Impoundment	IM	8	▲	+166.7%	+5
	Unlawful Detainer	UD	7	▲	+40.0%	+2
	Admin License	AL	5	▼	-16.7%	-1
	Protective Order	PO	5	▲	+400.0%	+4
	Preliminary Protective Order	PP	4	↔	-	-
	Detinue	DT	3	▲	+200.0%	+2
	Interrogatory	IN	3	▲	+200.0%	+2
	Overweight	OC	3	▲	+200.0%	+2
	Show Cause	SC	3	▲	-	+3
	Capias	CA	1	▲	-	+1
	Petition-Restore Arms	PR	1	↔	-	-
	Total			158	▲	88.1%
Civil Commitments	Emergency Custody Order	EC	5	▼	-54.5%	-6
	Temporary Detention Order	TD	3	▼	-76.9%	-10
	Total			8	▼	-66.7%
GRAND TOTAL			3,024	▲	4.6%	+134

Dispositions by Major Case Category**

Category	Summary	Change	% Change	Absolute Change	
Felony	15	▲	-16.7%	-3	
Garnishment	28	▲	+21.7%	+5	
General Civil	87	▲	+155.9%	+53	
Infraction/Civil Violation	2,399	▲	+0.9%	+22	
Landlord /Tenant	7	▲	+40.0%	+2	
Misdemeanor	428	▲	+14.7%	+55	
Other	51	▲	-7.3%	-4	
Protective Orders	9	▲	+80.0%	+4	
GRAND TOTAL		3,024	▲	4.6%	+134

* Compared to same time period as previous year

** Case Type Categories are defined in the 2017 Virginia Judicial Workload Assessment

The data reported reflect the case management system. The case types reported may not necessitate judicial involvement.

* Compared to same time period as previous year

** Case Type Categories are defined in the 2017 Virginia Judicial Workload Assessment

The data reported reflect the case management system. The case types reported may not necessitate judicial involvement.

2024 Overall GRAND TOTAL		Distribution of Caseload			Change*		Percentage (%) of Caseload		
13,947	-839 -5.7%	Criminal	1,068	8%	-3.5% ▼	-39	Criminal	2023 7.5%	2024 7.7%
2024		Traffic	11,491	82%	-8.4% ▼	-1,058	Traffic	84.9%	82.4%
2023		Civil	1,326	10%	22.8% ▲	+246	Civil	7.3%	9.5%
		Civil Commitments	62	0%	24.0% ▲	+12	Civil Commitments	0.3%	0.4%
		GRAND TOTAL	13,947	100%	-5.7% ▼	-839	GRAND TOTAL	100%	100%

Dispositions by Division & Code

Division	Case Type Description	Code	Summary	Change	% Change	Absolute Change
Criminal	Misdemeanor	M	740	▲	+5.3%	+37
	Felony	F	170	▼	-28.6%	-68
	Capias	CA	56	▼	-21.1%	-15
	Show Cause	SC	54	▲	+5.9%	+3
	Civil Violation	CV	46	▲	+7.0%	+3
	Motion	MO	1	▲	-	+1
	Restricted Operators License	RL	1	↔	-	-
	Total			1,068	▼	-3.5%
Traffic	Infraction	I	9,547	▼	-9.4%	-986
	Misdemeanor	M	1,856	▼	-4.3%	-83
	Show Cause	SC	43	▼	-2.3%	-1
	Capias	CA	38	▲	+280.0%	+28
	Felony	F	6	▼	-68.4%	-13
	Civil Violation	CV	1	▼	-50.0%	-1
	Restricted Operators License	RL	0	▼	-100.0%	-2
	Total			11,491	▼	-8.4%
Civil	Warrant in Debt	WD	692	▲	+44.2%	+212
	Garnishment	GA	242	▲	+2.1%	+5
	Unlawful Detainer	UD	106	▲	+14.0%	+13
	Admin License	AL	64	▲	+16.4%	+9
	Other	OT	55	▲	+25.0%	+11
	Overweight	OC	39	▼	-30.4%	-17
	Preliminary Protective Order	PP	28	▲	+33.3%	+7
	Protective Order	PO	26	▲	+30.0%	+6
	Interrogatory	IN	20	↔	-	-
	Impoundment	IM	18	▲	+20.0%	+3
	Show Cause	SC	13	▲	-	+13
	Bond Forfeiture	BF	6	▲	+200.0%	+4
	Detinue	DT	5	▼	-44.4%	-4
	Motor Carrier	MC	5	▼	-54.5%	-6
	Abstract	AJ	2	▼	-81.8%	-9
	Counter Claim	CC	2	▲	-	+2
	Tenants Assertion	TA	2	▼	-33.3%	-1
	Petition to Require Blood Test	BT	1	▲	-	+1
Petition-Restore Arms	PR	0	▼	-100.0%	-3	
Total			1,326	▲	22.8%	+246
Civil Commitments	Temporary Detention Order	TD	40	▲	+73.9%	+17
	Emergency Custody Order	EC	21	↔	-	-
	Mental Commitment	MC	1	▼	-83.3%	-5
Total			62	▲	24.0%	+12
GRAND TOTAL			13,947	▼	-5.7%	-839

Dispositions by Major Case Category**

Category	Summary	Change	% Change	Absolute Change
Felony	176	▼	-31.5%	-81
Garnishment	262	▲	+1.9%	+5
General Civil	706	▼	+41.5%	+207

* Compared to same time period as previous year
 ** Case Type Categories are defined in the 2017 Virginia Judicial Workload Assessment
 The data reported reflect the case management system. The case types reported may not necessitate judicial involvement.


CPSS - GCMS CASELOAD STATISTICS OF THE GENERAL DISTRICT COURTS
 January 2024 thru December 2024 Dispositions (Compared to January 2023 thru December 2023)

Infraction/Civil Violation	9,638	▼	-9.5%	-1,007
Landlord /Tenant	108	▼	+12.5%	+12
Misdemeanor	2,597	▼	-1.8%	-48
Other	406	▲	+17.3%	+60
Protective Orders	54	▲	+31.7%	+13
GRAND TOTAL	13,947	▼	-5.7%	-839

* Compared to same time period as previous year

** Case Type Categories are defined in the 2017 Virginia Judicial Workload Assessment

The data reported reflect the case management system. The case types reported may not necessitate judicial involvement.

2024 Overall GRAND TOTAL		Distribution of Caseload			Change*		Percentage (%) of Caseload			
1,488	-526 -26.1%	Criminal	280	19%	-9.4%	▼	-29	Criminal	2023 15.3%	2024 18.8%
		Traffic	851	57%	-38.1%	▼	-524	Traffic	68.3%	57.2%
		Civil	341	23%	11.8%	▲	+36	Civil	15.1%	22.9%
		Civil Commitments	16	1%	-36.0%	▼	-9	Civil Commitments	1.2%	1.1%
		GRAND TOTAL	1,488	100%	-26.1%	▼	-526	GRAND TOTAL	100%	100%

Dispositions by Division & Code

Division	Case Type Description	Code	Summary	Change	% Change	Absolute Change
Criminal	Misdemeanor	M	183	▲	+11.6%	+19
	Felony	F	53	▼	-48.0%	-49
	Capias	CA	21	▼	-12.5%	-3
	Show Cause	SC	17	▲	+41.7%	+5
	Civil Violation	CV	6	▼	-14.3%	-1
	Total			280	▼	-9.4%
Traffic	Infraction	I	589	▼	-47.2%	-527
	Misdemeanor	M	203	▼	-3.3%	-7
	Capias	CA	46	▲	+7.0%	+3
	Show Cause	SC	8	▲	+700.0%	+7
	Felony	F	4	▲	+33.3%	+1
	Civil Violation	CV	1	↔	-	-
	Other	O	0	▼	-100.0%	-1
	Total			851	▼	-38.1%
Civil	Warrant in Debt	WD	135	▲	+82.4%	+61
	Garnishment	GA	80	▼	-16.7%	-16
	Unlawful Detainer	UD	63	▼	-26.7%	-23
	Other	OT	22	▼	-8.3%	-2
	Admin License	AL	14	▲	+7.7%	+1
	Preliminary Protective Order	PP	9	▲	+50.0%	+3
	Protective Order	PO	7	▲	+250.0%	+5
	Abstract	AJ	2	▲	-	+2
	Impoundment	IM	2	▲	-	+2
	Show Cause	SC	2	↔	-	-
	Bond Forfeiture	BF	1	↔	-	-
	Capias	CA	1	▲	-	+1
	Detinue	DT	1	▲	-	+1
	Interrogatory	IN	1	▲	-	+1
	Tenants Assertion	TA	1	↔	-	-
Total			341	▲	11.8%	+36
Civil Commitments	Temporary Detention Order	TD	13	▼	-31.6%	-6
	Emergency Custody Order	EC	3	▼	-50.0%	-3
Total			16	▼	-36.0%	-9
GRAND TOTAL			1,488	▼	-26.1%	-526

Dispositions by Major Case Category**

Category	Summary	Change	% Change	Absolute Change
Felony	57	▼	-45.7%	-48
Garnishment	81	▲	-15.6%	-15
General Civil	136	▲	+83.8%	+62
Infraction/Civil Violation	596	▼	-47.0%	-529
Landlord /Tenant	64	▼	-26.4%	-23
Misdemeanor	386	▲	+3.2%	+12
Other	152	▲	+4.8%	+7
Protective Orders	16	▲	+100.0%	+8

* Compared to same time period as previous year

** Case Type Categories are defined in the 2017 Virginia Judicial Workload Assessment

The data reported reflect the case management system. The case types reported may not necessitate judicial involvement.

GRAND TOTAL	1,488	▼	-26.1%	-526
--------------------	--------------	---	--------	------

2024 Overall GRAND TOTAL		Distribution of Caseload			Change*		Percentage (%) of Caseload		
1,085	+145 15.4%	Criminal	164	15%	5.8% ▲	+9	Criminal	2023 16.5%	2024 15.1%
2024	↑	Traffic	736	68%	14.3% ▲	+92	Traffic	68.5%	67.8%
2023		Civil	181	17%	33.1% ▲	+45	Civil	14.5%	16.7%
		Civil Commitments	4	0%	-20.0% ▼	-1	Civil Commitments	0.5%	0.4%
		GRAND TOTAL	1,085	100%	15.4% ▲	+145	GRAND TOTAL	100%	100%

Dispositions by Division & Code

Division	Case Type Description	Code	Summary	Change	% Change	Absolute Change
Criminal	Misdemeanor	M	118	▲	+9.3%	+10
	Felony	F	29	▲	+7.4%	+2
	Show Cause	SC	14	▲	+180.0%	+9
	Civil Violation	CV	2	↔		-
	Capias	CA	1	▼	-92.3%	-12
	Total			164	▲	5.8%
Traffic	Infraction	I	643	▲	+22.0%	+116
	Misdemeanor	M	86	▼	-15.7%	-16
	Capias	CA	4	▼	-60.0%	-6
	Show Cause	SC	3	▲	+50.0%	+1
	Restricted Operators License	RL	0	▼	-100.0%	-3
	Total			736	▲	14.3%
Civil	Warrant in Debt	WD	98	▲	+48.5%	+32
	Garnishment	GA	26	▲	+13.0%	+3
	Unlawful Detainer	UD	21	▲	+16.7%	+3
	Admin License	AL	7	▼	-22.2%	-2
	Tenants Assertion	TA	7	▲	+600.0%	+6
	Other	OT	6	▼	-40.0%	-4
	Interrogatory	IN	5	▲	-	+5
	Detinue	DT	3	▲	-	+3
	Preliminary Protective Order	PP	3	▲	+50.0%	+1
	Protective Order	PO	3	▲	+50.0%	+1
	Impoundment	IM	2	▼	-50.0%	-2
	Petition-Restore Arms	PR	0	▼	-100.0%	-1
	Total			181	▲	33.1%
Civil Commitments	Emergency Custody Order	EC	2	↔		-
	Temporary Detention Order	TD	2	▼	-33.3%	-1
	Total			4	▼	-20.0%
GRAND TOTAL			1,085	▲	15.4%	+145

Dispositions by Major Case Category**

Category	Summary	Change	% Change	Absolute Change	
Felony	29	▲	+7.4%	+2	
Garnishment	31	▲	+34.8%	+8	
General Civil	102	▲	+50.0%	+34	
Infraction/Civil Violation	645	▲	+21.9%	+116	
Landlord /Tenant	28	▲	+47.4%	+9	
Misdemeanor	204	▼	-4.2%	-9	
Other	40	▼	-29.8%	-17	
Protective Orders	6	▲	+50.0%	+2	
GRAND TOTAL		1,085	▲	15.4%	+145

* Compared to same time period as previous year

** Case Type Categories are defined in the 2017 Virginia Judicial Workload Assessment

The data reported reflect the case management system. The case types reported may not necessitate judicial involvement.

2024 Overall GRAND TOTAL		Distribution of Caseload			Change*		Percentage (%) of Caseload		
828	+8 1.0%	Criminal	57	7%	-3.4%	-2	Criminal	2023 7.2%	2024 6.9%
2024		Traffic	699	84%	-0.7%	-5	Traffic	85.9%	84.4%
2023		Civil	71	9%	34.0%	+18	Civil	6.5%	8.6%
		Civil Commitments	1	0%	-75.0%	-3	Civil Commitments	0.5%	0.1%
		GRAND TOTAL	828	100%	1.0%	+8	GRAND TOTAL	100%	100%

Dispositions by Division & Code

Division	Case Type Description	Code	Summary	Change	% Change	Absolute Change
Criminal	Misdemeanor	M	49	▲	+63.3%	+19
	Felony	F	3	▼	-87.0%	-20
	Capias	CA	2	▲	+100.0%	+1
	Show Cause	SC	2	▼	-33.3%	-1
	Civil Violation	CV	1	▼	-50.0%	-1
	Total			57	▼	-3.4%
Traffic	Infraction	I	635	▼	-1.1%	-7
	Misdemeanor	M	61	▲	+3.4%	+2
	Capias	CA	3	▲	+200.0%	+2
	Felony	F	0	▼	-100.0%	-1
	Restricted Operators License	RL	0	▼	-100.0%	-1
	Total			699	▼	-0.7%
Civil	Warrant in Debt	WD	43	▲	+38.7%	+12
	Garnishment	GA	8	▼	-42.9%	-6
	Unlawful Detainer	UD	8	▲	+166.7%	+5
	Other	OT	3	▲	+200.0%	+2
	Admin License	AL	2	▲	-	+2
	Preliminary Protective Order	PP	2	↔	-	-
	Protective Order	PO	2	▲	+100.0%	+1
	Abstract	AJ	1	▲	-	+1
	Counter Claim	CC	1	▲	-	+1
	Show Cause	SC	1	▲	-	+1
	Detinue	DT	0	▼	-100.0%	-1
	Total			71	▲	34.0%
Civil Commitments	Temporary Detention Order	TD	1	▼	-66.7%	-2
	Emergency Custody Order	EC	0	▼	-100.0%	-1
	Total		1	▼	-75.0%	-3
GRAND TOTAL			828	▲	1.0%	+8

Dispositions by Major Case Category**

Category	Summary	Change	% Change	Absolute Change
Felony	3	▼	-87.5%	-21
Garnishment	8	▼	-42.9%	-6
General Civil	43	▼	+34.4%	+11
Infraction/Civil Violation	636	▼	-1.2%	-8
Landlord /Tenant	8	▲	+166.7%	+5
Misdemeanor	110	▼	+22.2%	+20
Other	16	▲	+60.0%	+6
Protective Orders	4	▲	+33.3%	+1
GRAND TOTAL	828	▲	1.0%	+8

* Compared to same time period as previous year

** Case Type Categories are defined in the 2017 Virginia Judicial Workload Assessment

The data reported reflect the case management system. The case types reported may not necessitate judicial involvement.

2024 Overall GRAND TOTAL		Distribution of Caseload			Change*		Percentage (%) of Caseload		
9,973	-400 -3.9%	Criminal	1,377	14%	3.5% ▲	+46	Criminal	2023 12.8%	2024 13.8%
2024		Traffic	7,237	73%	-6.5% ▼	-505	Traffic	74.6%	72.6%
2023		Civil	1,255	13%	5.6% ▲	+66	Civil	11.5%	12.6%
		Civil Commitments	104	1%	-6.3% ▼	-7	Civil Commitments	1.1%	1.0%
		GRAND TOTAL	9,973	100%	-3.9% ▼	-400	GRAND TOTAL	100%	100%

Dispositions by Division & Code

Division	Case Type Description	Code	Summary	Change	% Change	Absolute Change
Criminal	Misdemeanor	M	800	▲	+7.5%	+56
	Felony	F	376	▼	-0.8%	-3
	Capias	CA	126	▼	-10.0%	-14
	Show Cause	SC	44	▲	+4.8%	+2
	Civil Violation	CV	31	▲	+29.2%	+7
	Motion	MO	0	▼	-100.0%	-2
	Total			1,377	▲	3.5%
Traffic	Infraction	I	5,490	▲	+5.0%	+262
	Misdemeanor	M	1,662	▼	-29.5%	-694
	Capias	CA	53	▼	-43.0%	-40
	Felony	F	17	▼	-34.6%	-9
	Show Cause	SC	12	▼	-68.4%	-26
	Civil Violation	CV	3	▲	-	+3
	Other	O	0	▼	-100.0%	-1
Total			7,237	▼	-6.5%	-505
Civil	Warrant in Debt	WD	544	▲	+27.4%	+117
	Garnishment	GA	294	▼	-6.1%	-19
	Unlawful Detainer	UD	110	▼	-22.0%	-31
	Other	OT	88	▼	+31.3%	+21
	Detinue	DT	63	▼	-45.7%	-53
	Preliminary Protective Order	PP	42	▲	+40.0%	+12
	Admin License	AL	35	▲	+45.8%	+11
	Protective Order	PO	24	▲	+26.3%	+5
	Show Cause	SC	15	▲	+7.1%	+1
	Abstract	AJ	9	▲	+50.0%	+3
	Impoundment	IM	7	▲	+75.0%	+3
	Interrogatory	IN	5	▼	-44.4%	-4
	Bond Forfeiture	BF	3	▼	-57.1%	-4
	Counter Claim	CC	3	▲	-	+3
	Overweight	OC	3	▼	-25.0%	-1
	Petition-Restore Arms	PR	3	▲	-	+3
	Tenants Assertion	TA	3	▲	+50.0%	+1
	Zoning Violation	ZO	3	▼	-25.0%	-1
	Motion for Judgment	MJ	1	↔	-	-
	Capias	CA	0	▼	-100.0%	-1
Total			1,255	▲	5.6%	+66
Civil Commitments	Temporary Detention Order	TD	63	▼	-10.0%	-7
	Emergency Custody Order	EC	40	▼	-2.4%	-1
	Medical Emergency Temporary Detention Order	MT	1	▲	-	+1
Total			104	▼	-6.3%	-7
GRAND TOTAL			9,973	▼	-3.9%	-400

Dispositions by Major Case Category**

Category	Summary	Change	% Change	Absolute Change
Felony	393	▼	-3.0%	-12
Garnishment	299	▼	-7.1%	-23
General Civil	612	▲	+11.9%	+65

* Compared to same time period as previous year


** Case Type Categories are defined in the 2017 Virginia Judicial Workload Assessment

The data reported reflect the case management system. The case types reported may not necessitate judicial involvement.

CPSS - GCMS CASELOAD STATISTICS OF THE GENERAL DISTRICT COURTS
 January 2024 thru December 2024 Dispositions (Compared to January 2023 thru December 2023)

Infraction/Civil Violation	5,527	▲	+5.1%	+270
Landlord /Tenant	113	▲	-21.0%	-30
Misdemeanor	2,465	▼	-20.6%	-639
Other	498	▲	-8.8%	-48
Protective Orders	66	▲	+34.7%	+17
GRAND TOTAL	9,973	▼	-3.9%	-400

* Compared to same time period as previous year
 ** Case Type Categories are defined in the 2017 Virginia Judicial Workload Assessment
 The data reported reflect the case management system. The case types reported may not necessitate judicial involvement.
 1/14/2025 11:42:58AM Source: SCV-SQL-Information

2024 Overall GRAND TOTAL		Distribution of Caseload			Change*		Percentage (%) of Caseload		
8,723	-220 -2.5%	Criminal	1,338	15%	-19.4% ▼	-322	Criminal	2023 18.6%	2024 15.3%
		Traffic	3,949	45%	-7.6% ▼	-327	Traffic	47.8%	45.3%
2024		Civil	1,782	20%	23.2% ▲	+335	Civil	16.2%	20.4%
2023		Civil Commitments	1,654	19%	6.0% ▲	+94	Civil Commitments	17.4%	19.0%
		GRAND TOTAL	8,723	100%	-2.5% ▼	-220	GRAND TOTAL	100%	100%

Dispositions by Division & Code

Division	Case Type Description	Code	Summary	Change	% Change	Absolute Change
Criminal	Misdemeanor	M	683	▼	-8.1%	-60
	Felony	F	356	▼	-38.1%	-219
	Capias	CA	163	▼	-25.6%	-56
	Show Cause	SC	74	↔		-
	Civil Violation	CV	58	▲	+61.1%	+22
	Motion	MO	2	▼	-83.3%	-10
	Restricted Operators License	RL	2	▲	+100.0%	+1
	Total			1,338	▼	-19.4%
Traffic	Infraction	I	3,142	▼	-7.1%	-241
	Misdemeanor	M	591	▼	-8.5%	-55
	Capias	CA	153	▼	-2.5%	-4
	Other	O	28	▼	-50.0%	-28
	Show Cause	SC	24	▲	+71.4%	+10
	Felony	F	8	▼	-42.9%	-6
	Restricted Operators License	RL	2	▲	+100.0%	+1
	Motion	MO	1	▼	-50.0%	-1
	Civil Violation	CV	0	▼	-100.0%	-3
Total			3,949	▼	-7.6%	-327
Civil	Warrant in Debt	WD	713	▲	+64.7%	+280
	Garnishment	GA	468	▲	+7.1%	+31
	Unlawful Detainer	UD	245	▲	+1.7%	+4
	Other	OT	74	▲	+32.1%	+18
	Preliminary Protective Order	PP	57	▲	+67.6%	+23
	Protective Order	PO	42	▲	+50.0%	+14
	Detinue	DT	41	▲	+2.5%	+1
	Show Cause	SC	32	▼	-23.8%	-10
	Interrogatory	IN	30	▼	-46.4%	-26
	Abstract	AJ	29	▲	+26.1%	+6
	Admin License	AL	24	▼	-7.7%	-2
	Impoundment	IM	8	▲	+14.3%	+1
	Motion for Judgment	MJ	5	▼	-44.4%	-4
	Bond Forfeiture	BF	4	▲	+300.0%	+3
	Counter Claim	CC	4	▲	+300.0%	+3
	Petition-Restore Arms	PR	3	▲	+50.0%	+1
	Tenants Assertion	TA	2	▲	-	+2
	Capias	CA	1	▼	-90.0%	-9
	Cross Claim	CR	0	▼	-100.0%	-1
Total			1,782	▲	23.2%	+335
Civil Commitments	Mental Commitment	MC	1,080	▲	+14.9%	+140
	Other	OT	342	▼	-4.5%	-16
	Temporary Detention Order	TD	131	▼	-16.0%	-25
	Emergency Custody Order	EC	62	▼	-16.2%	-12
	Petition	PT	39	▲	+21.9%	+7
Total			1,654	▲	6.0%	+94
GRAND TOTAL			8,723	▼	-2.5%	-220

* Compared to same time period as previous year

** Case Type Categories are defined in the 2017 Virginia Judicial Workload Assessment

The data reported reflect the case management system. The case types reported may not necessitate judicial involvement.

Dispositions by Major Case Category**

Category	Summary	Change	% Change	Absolute Change
Felony	364	▼	-38.2%	-225
Garnishment	498	▼	+1.0%	+5
General Civil	766	▲	+57.6%	+280
Infraction/Civil Violation	3,228	▼	-7.2%	-250
Involuntary Civil Commitments	381	▲	-2.3%	-9
Landlord /Tenant	247	▲	+2.5%	+6
Misdemeanor	1,278	▲	-8.1%	-113
Other	1,862	▲	+2.7%	+49
Protective Orders	99	▲	+59.7%	+37
GRAND TOTAL	8,723	▼	-2.5%	-220

* Compared to same time period as previous year

** Case Type Categories are defined in the 2017 Virginia Judicial Workload Assessment

The data reported reflect the case management system. The case types reported may not necessitate judicial involvement.

2024 Overall GRAND TOTAL		Distribution of Caseload			Change*		Percentage (%) of Caseload		
6,138	+509 9.0%	Criminal	1,040	17%	3.9% ▲	+39	Criminal	2023 17.8%	2024 16.9%
2024	↑	Traffic	1,503	24%	21.5% ▲	+266	Traffic	22.0%	24.5%
2023		Civil	3,453	56%	6.4% ▲	+207	Civil	57.7%	56.3%
		Civil Commitments	142	2%	-2.1% ▼	-3	Civil Commitments	2.6%	2.3%
		GRAND TOTAL	6,138	100%	9.0% ▲	+509	GRAND TOTAL	100%	100%

Dispositions by Division & Code

Division	Case Type Description	Code	Summary	Change	% Change	Absolute Change
Criminal	Misdemeanor	M	540	▲	+13.4%	+64
	Felony	F	314	▲	+4.3%	+13
	Capias	CA	125	▼	-27.7%	-48
	Show Cause	SC	51	▲	+21.4%	+9
	Civil Violation	CV	10	▲	+11.1%	+1
	Total			1,040	▲	3.9%
Traffic	Infraction	I	946	▲	+27.0%	+201
	Misdemeanor	M	407	▲	+17.6%	+61
	Capias	CA	97	▲	+54.0%	+34
	Show Cause	SC	29	▼	-40.8%	-20
	Civil Violation	CV	11	▲	+22.2%	+2
	Felony	F	10	▼	-28.6%	-4
	Restricted Operators License	RL	3	▼	-72.7%	-8
	Total			1,503	▲	21.5%
Civil	Warrant in Debt	WD	1,971	▲	+5.8%	+108
	Garnishment	GA	644	▲	+29.3%	+146
	Unlawful Detainer	UD	345	▼	-14.2%	-57
	Detinue	DT	167	▼	-8.7%	-16
	Other	OT	94	▲	+3.3%	+3
	Preliminary Protective Order	PP	63	↔		-
	Interrogatory	IN	36	▲	+9.1%	+3
	Show Cause	SC	35	▲	+20.7%	+6
	Admin License	AL	32	▲	+23.1%	+6
	Protective Order	PO	22	▲	+22.2%	+4
	Abstract	AJ	21	▲	+61.5%	+8
	Motion for Judgment	MJ	9	▲	+12.5%	+1
	Capias	CA	4	▲	+33.3%	+1
	Detinue Seizure	DZ	4	▲	-	+4
	Impoundment	IM	3	▼	-70.0%	-7
	Counter Claim	CC	2	↔		-
	Tenants Assertion	TA	1	▼	-50.0%	-1
	Bond Forfeiture	BF	0	▼	-100.0%	-1
	Petition-Restore Arms	PR	0	▼	-100.0%	-1
Total			3,453	▲	6.4%	+207
Civil Commitments	Temporary Detention Order	TD	99	▼	-8.3%	-9
	Emergency Custody Order	EC	43	▲	+16.2%	+6
	Total			142	▼	-2.1%
GRAND TOTAL			6,138	▲	9.0%	+509

Dispositions by Major Case Category**

Category	Summary	Change	% Change	Absolute Change
Felony	324	▼	+2.9%	+9
Garnishment	680	▲	+28.1%	+149
General Civil	2,154	▲	+4.7%	+96
Infraction/Civil Violation	967	▲	+26.7%	+204
Landlord /Tenant	346	▼	-14.4%	-58
Misdemeanor	950	▼	+14.0%	+117

* Compared to same time period as previous year

** Case Type Categories are defined in the 2017 Virginia Judicial Workload Assessment

The data reported reflect the case management system. The case types reported may not necessitate judicial involvement.

CPSS - GCMS CASELOAD STATISTICS OF THE GENERAL DISTRICT COURTS
 January 2024 thru December 2024 Dispositions (Compared to January 2023 thru December 2023)

Other	632	▼	-1.9%	-12
Protective Orders	85	▲	+4.9%	+4
GRAND TOTAL	6,138	▲	9.0%	+509

* Compared to same time period as previous year
 ** Case Type Categories are defined in the 2017 Virginia Judicial Workload Assessment
 The data reported reflect the case management system. The case types reported may not necessitate judicial involvement.
 1/14/2025 11:42:58AM Source: SCV-SQL-Information

2024 Overall GRAND TOTAL		Distribution of Caseload			Change*		Percentage (%) of Caseload		
4,427	+561 14.5%	Criminal	320	7%	-20.6% ▼	-83	Criminal	2023 10.4%	2024 7.2%
2024	↑	Traffic	3,670	83%	18.0% ▲	+559	Traffic	80.5%	82.9%
2023		Civil	424	10%	24.3% ▲	+83	Civil	8.8%	9.6%
		Civil Commitments	13	0%	18.2% ▲	+2	Civil Commitments	0.3%	0.3%
		GRAND TOTAL	4,427	100%	14.5% ▲	+561	GRAND TOTAL	100%	100%

Dispositions by Division & Code

Division	Case Type Description	Code	Summary	Change	% Change	Absolute Change
Criminal	Misdemeanor	M	203	▼	-26.4%	-73
	Felony	F	39	▼	-22.0%	-11
	Show Cause	SC	30	▼	-3.2%	-1
	Capias	CA	18	▼	-5.3%	-1
	Civil Violation	CV	18	↔		-
	Motion	MO	6	▲	+50.0%	+2
	Restricted Operators License	RL	6	▲	+20.0%	+1
	Total			320	▼	-20.6%
Traffic	Infraction	I	3,131	▲	+21.5%	+554
	Misdemeanor	M	522	▲	+0.6%	+3
	Show Cause	SC	8	▲	+100.0%	+4
	Capias	CA	4	▼	-33.3%	-2
	Felony	F	4	▼	-20.0%	-1
	Motion	MO	1	▲	-	+1
	Total			3,670	▲	18.0%
Civil	Warrant in Debt	WD	215	▲	+40.5%	+62
	Garnishment	GA	77	▼	-8.3%	-7
	Admin License	AL	68	▲	+70.0%	+28
	Unlawful Detainer	UD	28	▼	-15.2%	-5
	Other	OT	10	▼	-23.1%	-3
	Impoundment	IM	7	▲	+40.0%	+2
	Preliminary Protective Order	PP	5	▲	+150.0%	+3
	Protective Order	PO	5	▲	+66.7%	+2
	Bond Forfeiture	BF	3	↔		-
	Detinue	DT	2	↔		-
	Restricted Operators License	RL	2	▲	-	+2
	Abstract	AJ	1	▲	-	+1
	Motion for Judgment	MJ	1	▲	-	+1
	Interrogatory	IN	0	▼	-100.0%	-2
	Show Cause	SC	0	▼	-100.0%	-1
Total			424	▲	24.3%	+83
Civil Commitments	Temporary Detention Order	TD	9	▼	-10.0%	-1
	Emergency Custody Order	EC	4	▲	+300.0%	+3
	Total			13	▲	18.2%
GRAND TOTAL			4,427	▲	14.5%	+561

Dispositions by Major Case Category**

Category	Summary	Change	% Change	Absolute Change
Felony	43	▼	-21.8%	-12
Garnishment	77	▼	-10.5%	-9
General Civil	221	▲	+38.1%	+61
Infraction/Civil Violation	3,149	▲	+21.3%	+554
Landlord /Tenant	28	▼	-15.2%	-5
Misdemeanor	733	▲	-8.4%	-67
Other	166	▲	+25.8%	+34
Protective Orders	10	▲	+100.0%	+5

* Compared to same time period as previous year

** Case Type Categories are defined in the 2017 Virginia Judicial Workload Assessment

The data reported reflect the case management system. The case types reported may not necessitate judicial involvement.

CPSS - GCMS CASELOAD STATISTICS OF THE GENERAL DISTRICT COURTS
January 2024 thru December 2024 Dispositions (Compared to January 2023 thru December 2023)

GRAND TOTAL	4,427	▲	14.5%	+561
--------------------	--------------	---	-------	------

* Compared to same time period as previous year
** Case Type Categories are defined in the 2017 Virginia Judicial Workload Assessment
The data reported reflect the case management system. The case types reported may not necessitate judicial involvement.
1/14/2025 11:42:58AM Source: SCV-SQL-Information

2024 Overall GRAND TOTAL		Distribution of Caseload			Change*		Percentage (%) of Caseload		
19,114	+1,957 11.4%	Criminal	2,981	16%	-8.2% ▼	-266	Criminal	2023 18.9%	2024 15.6%
2024		Traffic	12,339	65%	18.5% ▲	+1,928	Traffic	60.7%	64.6%
2023		Civil	3,665	19%	8.1% ▲	+274	Civil	19.8%	19.2%
		Civil Commitments	129	1%	19.4% ▲	+21	Civil Commitments	0.6%	0.7%
		GRAND TOTAL	19,114	100%	11.4% ▲	+1,957	GRAND TOTAL	100%	100%

Dispositions by Division & Code

Division	Case Type Description	Code	Summary	Change	% Change	Absolute Change
Criminal	Misdemeanor	M	1,636	▲	+8.1%	+122
	Felony	F	599	▼	-38.6%	-377
	Capias	CA	346	▲	+0.9%	+3
	Show Cause	SC	317	▲	+1.6%	+5
	Civil Violation	CV	83	▼	-18.6%	-19
	Total			2,981	▼	-8.2%
Traffic	Infraction	I	9,655	▲	+21.0%	+1,675
	Misdemeanor	M	2,447	▲	+11.6%	+255
	Capias	CA	123	▼	-8.2%	-11
	Show Cause	SC	65	▲	+12.1%	+7
	Felony	F	44	▲	+4.8%	+2
	Civil Violation	CV	4	▲	+33.3%	+1
	Other	O	1	▼	-50.0%	-1
	Total			12,339	▲	18.5%
Civil	Warrant in Debt	WD	1,716	▲	+25.6%	+350
	Garnishment	GA	1,024	▲	+6.0%	+58
	Unlawful Detainer	UD	247	▼	-8.5%	-23
	Admin License	AL	170	▼	-20.6%	-44
	Other	OT	93	▼	+32.9%	+23
	Motor Carrier	MC	69	▼	-29.6%	-29
	Overweight	OC	68	▼	-41.4%	-48
	Protective Order	PO	61	▲	+17.3%	+9
	Preliminary Protective Order	PP	60	▲	+25.0%	+12
	Show Cause	SC	48	▲	+17.1%	+7
	Abstract	AJ	26	▼	-38.1%	-16
	Bond Forfeiture	BF	25	▲	+4.2%	+1
	Interrogatory	IN	23	▲	+91.7%	+11
	Impoundment	IM	19	▼	-62.0%	-31
	Detinue	DT	8	▼	-20.0%	-2
	Petition-Restore Arms	PR	6	▲	+500.0%	+5
	Capias	CA	1	↔		-
	Tenants Assertion	TA	1	▼	-50.0%	-1
	Counter Claim	CC	0	▼	-100.0%	-1
	Motion for Judgment	MJ	0	▼	-100.0%	-3
Restricted Operators License	RL	0	▼	-100.0%	-4	
Total			3,665	▲	8.1%	+274
Civil Commitments	Temporary Detention Order	TD	85	▲	+16.4%	+12
	Emergency Custody Order	EC	43	▲	+22.9%	+8
	Medical Emergency Custody Order	ME	1	▲	-	+1
	Total			129	▲	19.4%
GRAND TOTAL			19,114	▲	11.4%	+1,957

Dispositions by Major Case Category**

Category	Summary	Change	% Change	Absolute Change
Felony	643	▼	-36.8%	-375
Garnishment	1,047	▲	+7.1%	+69
General Civil	1,736	▲	+24.4%	+340

* Compared to same time period as previous year

** Case Type Categories are defined in the 2017 Virginia Judicial Workload Assessment

The data reported reflect the case management system. The case types reported may not necessitate judicial involvement.

CPSS - GCMS CASELOAD STATISTICS OF THE GENERAL DISTRICT COURTS
 January 2024 thru December 2024 Dispositions (Compared to January 2023 thru December 2023)

Infraction/Civil Violation	9,880	▼	+19.0%	+1,579
Landlord /Tenant	248	▼	-8.8%	-24
Misdemeanor	4,083	▼	+10.1%	+373
Other	1,356	▲	-1.9%	-26
Protective Orders	121	▲	+21.0%	+21
GRAND TOTAL	19,114	▲	11.4%	+1,957

* Compared to same time period as previous year

** Case Type Categories are defined in the 2017 Virginia Judicial Workload Assessment

The data reported reflect the case management system. The case types reported may not necessitate judicial involvement.

2024 Overall GRAND TOTAL		Distribution of Caseload			Change*		Percentage (%) of Caseload		
6,655	+392 6.3%	Criminal	901	14%	-33.3% ▼	-449	Criminal	2023 21.6%	2024 13.5%
2024	↑	Traffic	4,426	67%	22.1% ▲	+802	Traffic	57.9%	66.5%
2023		Civil	1,250	19%	1.3% ▲	+16	Civil	19.7%	18.8%
		Civil Commitments	78	1%	41.8% ▲	+23	Civil Commitments	0.9%	1.2%
		GRAND TOTAL	6,655	100%	6.3% ▲	+392	GRAND TOTAL	100%	100%

Dispositions by Division & Code

Division	Case Type Description	Code	Summary	Change	% Change	Absolute Change
Criminal	Misdemeanor	M	417	▼	-43.0%	-314
	Felony	F	335	▼	-24.4%	-108
	Show Cause	SC	74	↔		-
	Capias	CA	46	▼	-36.1%	-26
	Civil Violation	CV	28	▲	+3.7%	+1
	Motion	MO	1	↔		-
	Restricted Operators License	RL	0	▼	-100.0%	-2
	Total			901	▼	-33.3%
Traffic	Infraction	I	3,588	▲	+31.2%	+854
	Misdemeanor	M	794	▼	-3.9%	-32
	Show Cause	SC	24	▼	-14.3%	-4
	Capias	CA	13	▼	-38.1%	-8
	Felony	F	7	▼	-46.2%	-6
	Restricted Operators License	RL	0	▼	-100.0%	-2
	Total			4,426	▲	22.1%
Civil	Warrant in Debt	WD	547	▲	+14.7%	+70
	Garnishment	GA	376	▲	+3.6%	+13
	Unlawful Detainer	UD	93	▼	-20.5%	-24
	Other	OT	55	▲	-8.3%	-5
	Preliminary Protective Order	PP	35	▲	+66.7%	+14
	Detinue	DT	29	▲	+31.8%	+7
	Interrogatory	IN	25	▼	-62.7%	-42
	Admin License	AL	24	▲	+4.3%	+1
	Protective Order	PO	24	▲	+26.3%	+5
	Abstract	AJ	14	▲	+27.3%	+3
	Show Cause	SC	11	▼	-74.4%	-32
	Impoundment	IM	9	▲	+350.0%	+7
	Overweight	OC	4	▲	-	+4
	Counter Claim	CC	3	▲	+50.0%	+1
	Motion for Judgment	MJ	1	↔		-
	Capias	CA	0	▼	-100.0%	-1
	Petition-Restore Arms	PR	0	▼	-100.0%	-2
	Restricted Operators License	RL	0	▼	-100.0%	-1
	Tenants Assertion	TA	0	▼	-100.0%	-1
	Third Party Claim	TH	0	▼	-100.0%	-1
Total			1,250	▲	1.3%	+16
Civil Commitments	Temporary Detention Order	TD	49	▲	+69.0%	+20
	Emergency Custody Order	EC	29	▲	+20.8%	+5
	Medical Emergency Temporary Detention Order	MT	0	▼	-100.0%	-1
	Mental Commitment	MC	0	▼	-100.0%	-1
Total			78	▲	41.8%	+23
GRAND TOTAL			6,655	▲	6.3%	+392

Dispositions by Major Case Category**

Category	Summary	Change	% Change	Absolute Change
Felony	342	▼	-25.0%	-114
Garnishment	401	▼	-6.7%	-29

* Compared to same time period as previous year
 ** Case Type Categories are defined in the 2017 Virginia Judicial Workload Assessment
 The data reported reflect the case management system. The case types reported may not necessitate judicial involvement.

CPSS - GCMS CASELOAD STATISTICS OF THE GENERAL DISTRICT COURTS

January 2024 thru December 2024 Dispositions (Compared to January 2023 thru December 2023)

General Civil	581	▲	+15.5%	+78
Infraction/Civil Violation	3,620	▲	+31.1%	+859
Landlord /Tenant	93	▼	-21.2%	-25
Misdemeanor	1,211	▼	-22.5%	-351
Other	348	▼	-11.5%	-45
Protective Orders	59	▲	+47.5%	+19
GRAND TOTAL	6,655	▲	6.3%	+392

* Compared to same time period as previous year

** Case Type Categories are defined in the 2017 Virginia Judicial Workload Assessment

The data reported reflect the case management system. The case types reported may not necessitate judicial involvement.

2024 Overall GRAND TOTAL		Distribution of Caseload			Change*		Percentage (%) of Caseload		
36,668	-746 -2.0%	Criminal	5,920	16%	-4.3% ▼	-267	Criminal	2023 16.5%	2024 16.1%
2024		Traffic	20,116	55%	-2.9% ▼	-594	Traffic	55.4%	54.9%
2023		Civil	10,000	27%	1.8% ▲	+177	Civil	26.3%	27.3%
		Civil Commitments	632	2%	-8.9% ▼	-62	Civil Commitments	1.9%	1.7%
		GRAND TOTAL	36,668	100%	-2.0% ▼	-746	GRAND TOTAL	100%	100%

Dispositions by Division & Code

Division	Case Type Description	Code	Summary	Change	% Change	Absolute Change
Criminal	Misdemeanor	M	3,278	▲	+0.8%	+26
	Felony	F	1,661	▼	-10.8%	-202
	Capias	CA	461	▼	-17.2%	-96
	Show Cause	SC	374	▼	-1.3%	-5
	Civil Violation	CV	146	▲	+8.1%	+11
	Restricted Operators License	RL	0	▼	-100.0%	-1
	Total			5,920	▼	-4.3%
Traffic	Infraction	I	14,949	▼	-5.6%	-883
	Misdemeanor	M	4,647	▼	-0.4%	-21
	Civil Violation	CV	314	▲	+685.0%	+274
	Felony	F	70	▲	+25.0%	+14
	Capias	CA	67	▲	+45.7%	+21
	Show Cause	SC	61	▲	+7.0%	+4
	Restricted Operators License	RL	8	▼	-20.0%	-2
	Other	O	0	▼	-100.0%	-1
Total			20,116	▼	-2.9%	-594
Civil	Warrant in Debt	WD	5,792	▲	+13.9%	+707
	Garnishment	GA	1,348	▼	-9.7%	-145
	Unlawful Detainer	UD	973	▼	-26.8%	-357
	Admin License	AL	320	▲	+22.6%	+59
	Other	OT	255	▲	+12.8%	+29
	Impoundment	IM	241	▲	+41.8%	+71
	Detinue	DT	218	▲	+7.9%	+16
	Preliminary Protective Order	PP	176	▼	-9.7%	-19
	Interrogatory	IN	158	▼	-15.1%	-28
	Bond Forfeiture	BF	155	▼	-1.9%	-3
	Protective Order	PO	145	▼	-19.9%	-36
	Show Cause	SC	111	▼	-41.9%	-80
	Abstract	AJ	60	▼	-37.5%	-36
	Motion for Judgment	MJ	26	▲	+36.8%	+7
	Capias	CA	6	▼	-40.0%	-4
	Overweight	OC	6	▲	+500.0%	+5
	Petition-Restore Arms	PR	4	▲	+33.3%	+1
	Tenants Assertion	TA	4	▼	-42.9%	-3
	Counter Claim	CC	1	▼	-87.5%	-7
	Cross Claim	CR	1	▲	-	+1
Restricted Operators License	RL	0	▼	-100.0%	-1	
Total			10,000	▲	1.8%	+177
Civil Commitments	Temporary Detention Order	TD	255	▼	-7.3%	-20
	Mental Commitment	MC	166	▼	-9.8%	-18
	Emergency Custody Order	EC	131	▼	-10.9%	-16
	Petition	PT	51	▼	-26.1%	-18
	Other	OT	23	▲	+27.8%	+5
	Medical Emergency Temporary Detention Order	MT	5	▲	+400.0%	+4
	Medical Emergency Custody Order	ME	1	▲	-	+1
Total			632	▼	-8.9%	-62
GRAND TOTAL			36,668	▼	-2.0%	-746

* Compared to same time period as previous year

** Case Type Categories are defined in the 2017 Virginia Judicial Workload Assessment

The data reported reflect the case management system. The case types reported may not necessitate judicial involvement.

Dispositions by Major Case Category**

Category	Summary	Change	% Change	Absolute Change
Felony	1,731	▲	-9.8%	-188
Garnishment	1,506	▼	-10.3%	-173
General Civil	6,086	▲	+13.7%	+735
Infraction/Civil Violation	15,415	▲	-3.7%	-594
Involuntary Civil Commitments	74	▲	-14.9%	-13
Landlord /Tenant	977	▼	-26.9%	-360
Misdemeanor	7,933	▼	+0.0%	+1
Other	2,625	▲	-3.6%	-99
Protective Orders	321	▼	-14.6%	-55
GRAND TOTAL	36,668	▼	-2.0%	-746

* Compared to same time period as previous year

** Case Type Categories are defined in the 2017 Virginia Judicial Workload Assessment

The data reported reflect the case management system. The case types reported may not necessitate judicial involvement.

2024 Overall GRAND TOTAL		Distribution of Caseload			Change*		Percentage (%) of Caseload		
13,396	+1,249 10.3%	Criminal	1,402	10%	-11.0% ▼	-174	Criminal	2023 13.0%	2024 10.5%
2024		Traffic	9,949	74%	16.2% ▲	+1,387	Traffic	70.5%	74.3%
2023		Civil	1,981	15%	2.2% ▲	+43	Civil	16.0%	14.8%
		Civil Commitments	64	0%	-9.9% ▼	-7	Civil Commitments	0.6%	0.5%
		GRAND TOTAL	13,396	100%	10.3% ▲	+1,249	GRAND TOTAL	100%	100%

Dispositions by Division & Code

Division	Case Type Description	Code	Summary	Change	% Change	Absolute Change
Criminal	Misdemeanor	M	705	▼	-12.9%	-104
	Felony	F	353	▼	-20.1%	-89
	Show Cause	SC	158	▲	+53.4%	+55
	Capias	CA	113	▼	-26.6%	-41
	Civil Violation	CV	60	▲	+7.1%	+4
	Motion	MO	13	▲	+8.3%	+1
	Total			1,402	▼	-11.0%
Traffic	Infraction	I	7,904	▲	+24.5%	+1,555
	Misdemeanor	M	1,915	▼	-8.1%	-169
	Capias	CA	59	▼	-3.3%	-2
	Show Cause	SC	35	▼	-18.6%	-8
	Felony	F	31	▲	+29.2%	+7
	Civil Violation	CV	3	▲	+200.0%	+2
	Motion	MO	1	▲	-	+1
	Other	O	1	▲	-	+1
Total			9,949	▲	16.2%	+1,387
Civil	Warrant in Debt	WD	942	▲	+16.6%	+134
	Garnishment	GA	563	▼	-2.4%	-14
	Unlawful Detainer	UD	175	▼	-5.9%	-11
	Other	OT	64	▲	-15.8%	-12
	Admin License	AL	63	▼	-8.7%	-6
	Show Cause	SC	35	▲	+20.7%	+6
	Preliminary Protective Order	PP	26	▼	-35.0%	-14
	Bond Forfeiture	BF	23	▼	-8.0%	-2
	Abstract	AJ	20	▼	-60.0%	-30
	Interrogatory	IN	17	▼	-29.2%	-7
	Protective Order	PO	17	▼	-19.0%	-4
	Impoundment	IM	13	▲	+44.4%	+4
	Detinue	DT	12	▲	+20.0%	+2
	Overweight	OC	6	▲	+100.0%	+3
	Motion for Judgment	MJ	2	↔	-	-
	Tenants Assertion	TA	2	▲	+100.0%	+1
	Capias	CA	1	▼	-75.0%	-3
	Counter Claim	CC	0	▼	-100.0%	-3
	Restricted Operators License	RL	0	▼	-100.0%	-1
Total			1,981	▲	2.2%	+43
Civil Commitments	Temporary Detention Order	TD	36	▼	-21.7%	-10
	Emergency Custody Order	EC	28	▲	+12.0%	+3
	Total		64	▼	-9.9%	-7
GRAND TOTAL			13,396	▲	10.3%	+1,249

Dispositions by Major Case Category**

Category	Summary	Change	% Change	Absolute Change
Felony	384	▲	-17.6%	-82
Garnishment	580	▼	-3.5%	-21
General Civil	966	▲	+17.2%	+142
Infraction/Civil Violation	7,974	▲	+24.4%	+1,565

* Compared to same time period as previous year

** Case Type Categories are defined in the 2017 Virginia Judicial Workload Assessment

The data reported reflect the case management system. The case types reported may not necessitate judicial involvement.

CPSS - GCMS CASELOAD STATISTICS OF THE GENERAL DISTRICT COURTS
 January 2024 thru December 2024 Dispositions (Compared to January 2023 thru December 2023)

Landlord /Tenant	177	▲	-5.3%	-10
Misdemeanor	2,620	▼	-9.5%	-274
Other	652	▲	-7.5%	-53
Protective Orders	43	▼	-29.5%	-18
GRAND TOTAL	13,396	▲	10.3%	+1,249

* Compared to same time period as previous year

** Case Type Categories are defined in the 2017 Virginia Judicial Workload Assessment

The data reported reflect the case management system. The case types reported may not necessitate judicial involvement.

2024 Overall GRAND TOTAL		Distribution of Caseload			Change*		Percentage (%) of Caseload		
10,630	+415 4.1%	Criminal	2,309	22%	1.4% ▲	+31	Criminal	2023 22.3%	2024 21.7%
2024		Traffic	5,596	53%	-0.3% ▼	-17	Traffic	54.9%	52.6%
2023		Civil	2,598	24%	18.6% ▲	+408	Civil	21.4%	24.4%
		Civil Commitments	127	1%	-5.2% ▼	-7	Civil Commitments	1.3%	1.2%
		GRAND TOTAL	10,630	100%	4.1% ▲	+415	GRAND TOTAL	100%	100%

Dispositions by Division & Code

Division	Case Type Description	Code	Summary	Change	% Change	Absolute Change
Criminal	Misdemeanor	M	1,298	▲	+8.1%	+97
	Felony	F	585	▲	+1.2%	+7
	Capias	CA	181	▼	-14.2%	-30
	Show Cause	SC	176	▼	-19.3%	-42
	Civil Violation	CV	69	↔		-
	Restricted Operators License	RL	0	▼	-100.0%	-1
	Total			2,309	▲	1.4%
Traffic	Infraction	I	4,077	▼	-4.8%	-207
	Misdemeanor	M	1,324	▲	+10.7%	+128
	Civil Violation	CV	86	▲	+4,200.0%	+84
	Capias	CA	44	▼	-20.0%	-11
	Show Cause	SC	41	▼	-19.6%	-10
	Felony	F	23	▼	-8.0%	-2
	Other	O	1	▲	-	+1
Total			5,596	▼	-0.3%	-17
Civil	Warrant in Debt	WD	1,132	▲	+34.1%	+288
	Garnishment	GA	724	▲	+16.0%	+100
	Unlawful Detainer	UD	202	▼	-14.4%	-34
	Impoundment	IM	136	▲	+15.3%	+18
	Admin License	AL	105	▲	+20.7%	+18
	Other	OT	64	▲	+8.5%	+5
	Detinue	DT	54	▲	+5.9%	+3
	Show Cause	SC	43	▲	+104.8%	+22
	Preliminary Protective Order	PP	37	▲	+12.1%	+4
	Interrogatory	IN	32	▲	+146.2%	+19
	Protective Order	PO	27	▼	-10.0%	-3
	Abstract	AJ	19	▼	-63.5%	-33
	Bond Forfeiture	BF	9	▲	+80.0%	+4
	Overweight	OC	5	▲	+150.0%	+3
	Tenants Assertion	TA	5	▲	+400.0%	+4
	Counter Claim	CC	2	▼	-60.0%	-3
	Motion for Judgment	MJ	1	▼	-50.0%	-1
	Petition-Restore Arms	PR	1	▼	-50.0%	-1
	Capias	CA	0	▼	-100.0%	-2
	Restricted Operators License	RL	0	▼	-100.0%	-1
Third Party Claim	TH	0	▼	-100.0%	-2	
Total			2,598	▲	18.6%	+408
Civil Commitments	Temporary Detention Order	TD	80	▼	-17.5%	-17
	Emergency Custody Order	EC	47	▲	+27.0%	+10
Total			127	▼	-5.2%	-7
GRAND TOTAL			10,630	▲	4.1%	+415

Dispositions by Major Case Category**

Category	Summary	Change	% Change	Absolute Change
Felony	608	▼	+0.8%	+5
Garnishment	756	▲	+18.7%	+119
General Civil	1,201	▼	+32.0%	+291

* Compared to same time period as previous year

** Case Type Categories are defined in the 2017 Virginia Judicial Workload Assessment

The data reported reflect the case management system. The case types reported may not necessitate judicial involvement.

CPSS - GCMS CASELOAD STATISTICS OF THE GENERAL DISTRICT COURTS

January 2024 thru December 2024 Dispositions (Compared to January 2023 thru December 2023)

Infraction/Civil Violation	4,238	▲	-2.7%	-119
Landlord /Tenant	207	▲	-12.7%	-30
Misdemeanor	2,622	▼	+9.3%	+223
Other	934	▼	-7.4%	-75
Protective Orders	64	▲	+1.6%	+1
GRAND TOTAL	10,630	▲	4.1%	+415

* Compared to same time period as previous year

** Case Type Categories are defined in the 2017 Virginia Judicial Workload Assessment

The data reported reflect the case management system. The case types reported may not necessitate judicial involvement.

2024 Overall GRAND TOTAL		Distribution of Caseload			Change*		Percentage (%) of Caseload		
11,867	+1,076 10.0%	Criminal	2,779	23%	13.0% ▲	+319	Criminal	2023 22.8%	2024 23.4%
2024		Traffic	4,785	40%	9.9% ▲	+431	Traffic	40.3%	40.3%
2023		Civil	3,857	33%	5.8% ▲	+211	Civil	33.8%	32.5%
		Civil Commitments	446	4%	34.7% ▲	+115	Civil Commitments	3.1%	3.8%
		GRAND TOTAL	11,867	100%	10.0% ▲	+1,076	GRAND TOTAL	100%	100%

Dispositions by Division & Code

Division	Case Type Description	Code	Summary	Change	% Change	Absolute Change
Criminal	Misdemeanor	M	1,625	▲	+11.8%	+172
	Felony	F	552	▲	+20.5%	+94
	Capias	CA	315	▲	+5.0%	+15
	Show Cause	SC	249	▲	+23.9%	+48
	Civil Violation	CV	38	▼	-20.8%	-10
	Total			2,779	▲	13.0%
Traffic	Infraction	I	3,410	▲	+9.8%	+305
	Misdemeanor	M	1,066	▲	+12.3%	+117
	Other	O	216	▲	+10.2%	+20
	Capias	CA	42	▼	-23.6%	-13
	Show Cause	SC	29	▼	-21.6%	-8
	Felony	F	22	▲	+100.0%	+11
	Civil Violation	CV	0	▼	-100.0%	-1
Total			4,785	▲	9.9%	+431
Civil	Warrant in Debt	WD	1,614	▲	+18.3%	+250
	Garnishment	GA	1,318	▲	+1.9%	+25
	Unlawful Detainer	UD	313	▼	-17.0%	-64
	Admin License	AL	168	▲	+42.4%	+50
	Abstract	AJ	110	▲	+50.7%	+37
	Other	OT	72	▼	-14.3%	-12
	Detinue	DT	64	▼	-43.9%	-50
	Protective Order	PO	55	↔		-
	Preliminary Protective Order	PP	41	▲	+32.3%	+10
	Impoundment	IM	24	▲	+50.0%	+8
	Bond Forfeiture	BF	22	▼	-24.1%	-7
	Interrogatory	IN	20	▲	+25.0%	+4
	Show Cause	SC	19	▼	-54.8%	-23
	Zoning Violation	ZO	12	▼	-40.0%	-8
	Motion for Judgment	MJ	2	▲	-	+2
	Counter Claim	CC	1	▲	-	+1
	Petition-Restore Arms	PR	1	▼	-66.7%	-2
	Tenants Assertion	TA	1	▼	-83.3%	-5
	Capias	CA	0	▼	-100.0%	-4
	Third Party Claim	TH	0	▼	-100.0%	-1
Total			3,857	▲	5.8%	+211
Civil Commitments	Mental Commitment	MC	252	▲	+24.1%	+49
	Temporary Detention Order	TD	95	▲	+55.7%	+34
	Emergency Custody Order	EC	71	▲	+44.9%	+22
	Other	OT	25	▲	+66.7%	+10
	Medical Emergency Temporary Detention Order	MT	3	↔		-
Total			446	▲	34.7%	+115
GRAND TOTAL			11,867	▲	10.0%	+1,076

Dispositions by Major Case Category**

Category	Summary	Change	% Change	Absolute Change
Felony	574	▲	+22.4%	+105
Garnishment	1,338	▲	+2.2%	+29

* Compared to same time period as previous year

** Case Type Categories are defined in the 2017 Virginia Judicial Workload Assessment

The data reported reflect the case management system. The case types reported may not necessitate judicial involvement.


CPSS - GCMS CASELOAD STATISTICS OF THE GENERAL DISTRICT COURTS
 January 2024 thru December 2024 Dispositions (Compared to January 2023 thru December 2023)

General Civil	1,687	▲	+13.2%	+197
Infraction/Civil Violation	3,664	▼	+9.4%	+314
Involuntary Civil Commitments	25	▲	+66.7%	+10
Landlord /Tenant	314	▼	-18.0%	-69
Misdemeanor	2,703	▼	+11.6%	+281
Other	1,466	▲	+15.7%	+199
Protective Orders	96	▲	+11.6%	+10
GRAND TOTAL	11,867	▲	10.0%	+1,076

* Compared to same time period as previous year

** Case Type Categories are defined in the 2017 Virginia Judicial Workload Assessment

The data reported reflect the case management system. The case types reported may not necessitate judicial involvement.

2024 Overall GRAND TOTAL		Distribution of Caseload			Change*		Percentage (%) of Caseload		
7,087	-1,788 -20.1%	Criminal	450	6%	7.9% ▲	+33	Criminal	2023 4.7%	2024 6.3%
		Traffic	6,305	89%	-23.3% ▼	-1,910	Traffic	92.6%	89.0%
2024		Civil	323	5%	41.0% ▲	+94	Civil	2.6%	4.6%
2023		Civil Commitments	9	0%	-35.7% ▼	-5	Civil Commitments	0.2%	0.1%
		GRAND TOTAL	7,087	100%	-20.1% ▼	-1,788	GRAND TOTAL	100%	100%

Dispositions by Division & Code

Division	Case Type Description	Code	Summary	Change	% Change	Absolute Change
Criminal	Misdemeanor	M	248	▲	+31.2%	+59
	Felony	F	150	▼	-20.2%	-38
	Show Cause	SC	32	▲	+28.0%	+7
	Capias	CA	12	▲	+9.1%	+1
	Civil Violation	CV	8	▲	+100.0%	+4
	Total			450	▲	7.9%
Traffic	Infraction	I	5,164	▼	-22.4%	-1,494
	Misdemeanor	M	1,126	▼	-26.7%	-411
	Civil Violation	CV	11	▼	-8.3%	-1
	Felony	F	2	▲	+100.0%	+1
	Capias	CA	1	↔	-	-
	Show Cause	SC	1	▼	-83.3%	-5
	Total			6,305	▼	-23.3%
Civil	Warrant in Debt	WD	158	▲	+125.7%	+88
	Garnishment	GA	42	▲	+23.5%	+8
	Overweight	OC	29	▲	+70.6%	+12
	Motor Carrier	MC	28	▲	+12.0%	+3
	Bond Forfeiture	BF	16	▼	-15.8%	-3
	Admin License	AL	13	▼	-63.9%	-23
	Other	OT	12	▲	+9.1%	+1
	Unlawful Detainer	UD	11	▲	+120.0%	+6
	Preliminary Protective Order	PP	7	▲	+75.0%	+3
	Detinue	DT	3	▲	+50.0%	+1
	Protective Order	PO	2	▲	-	+2
	Abstract	AJ	1	▼	-66.7%	-2
	Show Cause	SC	1	▲	-	+1
	Counter Claim	CC	0	▼	-100.0%	-1
	Impoundment	IM	0	▼	-100.0%	-1
	Tenants Assertion	TA	0	▼	-100.0%	-1
Total			323	▲	41.0%	+94
Civil Commitments	Temporary Detention Order	TD	7	▲	+16.7%	+1
	Emergency Custody Order	EC	2	▼	-66.7%	-4
	Other	OT	0	▼	-100.0%	-2
Total			9	▼	-35.7%	-5
GRAND TOTAL			7,087	▼	-20.1%	-1,788

Dispositions by Major Case Category**

Category	Summary	Change	% Change	Absolute Change
Felony	152	▲	-19.6%	-37
Garnishment	42	▲	+23.5%	+8
General Civil	161	▲	+123.6%	+89
Infraction/Civil Violation	5,240	▲	-22.0%	-1,476
Involuntary Civil Commitments	0	▼	-100.0%	-2
Landlord /Tenant	11	▲	+83.3%	+5
Misdemeanor	1,374	▲	-20.4%	-352
Other	98	▲	-22.2%	-28

* Compared to same time period as previous year

** Case Type Categories are defined in the 2017 Virginia Judicial Workload Assessment

The data reported reflect the case management system. The case types reported may not necessitate judicial involvement.




CPSS - GCMS CASELOAD STATISTICS OF THE GENERAL DISTRICT COURTS
 January 2024 thru December 2024 Dispositions (Compared to January 2023 thru December 2023)

Protective Orders		9	▲	+125.0%	+5
GRAND TOTAL		7,087	▼	-20.1%	-1,788

* Compared to same time period as previous year

** Case Type Categories are defined in the 2017 Virginia Judicial Workload Assessment

The data reported reflect the case management system. The case types reported may not necessitate judicial involvement.

2024 Overall GRAND TOTAL		Distribution of Caseload			Change*		Percentage (%) of Caseload			
20,494	-393 -1.9%	Criminal	833	4%	-15.7%	▼	-155	Criminal	2023 4.7%	2024 4.1%
2024 		Traffic	18,279	89%	-2.6%	▼	-489	Traffic	89.9%	89.2%
2023 		Civil	1,305	6%	24.0%	▲	+253	Civil	5.0%	6.4%
		Civil Commitments	77	0%	-2.5%	▼	-2	Civil Commitments	0.4%	0.4%
		GRAND TOTAL	20,494	100%	-1.9%	▼	-393	GRAND TOTAL	100%	100%

Dispositions by Division & Code

Division	Case Type Description	Code	Summary	Change	% Change	Absolute Change
Criminal	Misdemeanor	M	466	▼	-22.2%	-133
	Felony	F	267	▼	-6.0%	-17
	Capias	CA	59	▲	+18.0%	+9
	Show Cause	SC	28	▲	+21.7%	+5
	Civil Violation	CV	13	▼	-59.4%	-19
	Total			833	▼	-15.7%
Traffic	Infraction	I	15,911	▼	-3.5%	-583
	Misdemeanor	M	2,319	▲	+4.9%	+108
	Felony	F	18	▼	-41.9%	-13
	Show Cause	SC	17	▲	+6.3%	+1
	Capias	CA	14	▼	-12.5%	-2
	Total			18,279	▼	-2.6%
Civil	Warrant in Debt	WD	680	▲	+72.2%	+285
	Garnishment	GA	306	▲	+5.9%	+17
	Unlawful Detainer	UD	73	▼	-41.1%	-51
	Other	OT	56	▲	+27.3%	+12
	Impoundment	IM	50	▼	-13.8%	-8
	Preliminary Protective Order	PP	33	▲	+10.0%	+3
	Protective Order	PO	30	▲	+57.9%	+11
	Admin License	AL	23	▲	+64.3%	+9
	Bond Forfeiture	BF	22	▼	-21.4%	-6
	Detinue	DT	10	▼	-23.1%	-3
	Overweight	OC	10	▼	-47.4%	-9
	Abstract	AJ	5	▼	-44.4%	-4
	Show Cause	SC	3	▼	-25.0%	-1
	Counter Claim	CC	1	▲	-	+1
	Interrogatory	IN	1	▼	-50.0%	-1
	Motion for Judgment	MJ	1	▲	-	+1
	Petition-Restore Arms	PR	1	▼	-66.7%	-2
Tenants Assertion	TA	0	▼	-100.0%	-1	
Total			1,305	▲	24.0%	+253
Civil Commitments	Temporary Detention Order	TD	45	↔	-	-
	Emergency Custody Order	EC	32	▼	-5.9%	-2
	Total			77	▼	-2.5%
GRAND TOTAL			20,494	▼	-1.9%	-393

Dispositions by Major Case Category**

Category	Summary	Change	% Change	Absolute Change
Felony	285	▼	-9.5%	-30
Garnishment	307	▼	+5.5%	+16
General Civil	693	▲	+68.2%	+281
Infraction/Civil Violation	15,934	▼	-3.7%	-611
Landlord /Tenant	73	▼	-41.6%	-52
Misdemeanor	2,785	▼	-0.9%	-25
Other	354	▲	+4.1%	+14
Protective Orders	63	▲	+28.6%	+14

* Compared to same time period as previous year

** Case Type Categories are defined in the 2017 Virginia Judicial Workload Assessment

The data reported reflect the case management system. The case types reported may not necessitate judicial involvement.

CPSS - GCMS CASELOAD STATISTICS OF THE GENERAL DISTRICT COURTS
January 2024 thru December 2024 Dispositions (Compared to January 2023 thru December 2023)

GRAND TOTAL	20,494	▼	-1.9%	-393
--------------------	---------------	---	-------	------

* Compared to same time period as previous year
** Case Type Categories are defined in the 2017 Virginia Judicial Workload Assessment
The data reported reflect the case management system. The case types reported may not necessitate judicial involvement.
1/14/2025 11:42:58AM Source: SCV-SQL-Information

2024 Overall GRAND TOTAL		Distribution of Caseload			Change*		Percentage (%) of Caseload		
2,522	-161 -6.0%	Criminal	316	13%	7.1% ▲	+21	Criminal	2023 11.0%	2024 12.5%
		Traffic	1,706	68%	-9.4% ▼	-178	Traffic	70.2%	67.6%
2024		Civil	473	19%	4.2% ▲	+19	Civil	16.9%	18.8%
2023		Civil Commitments	27	1%	-46.0% ▼	-23	Civil Commitments	1.9%	1.1%
		GRAND TOTAL	2,522	100%	-6.0% ▼	-161	GRAND TOTAL	100%	100%

Dispositions by Division & Code

Division	Case Type Description	Code	Summary	Change	% Change	Absolute Change
Criminal	Misdemeanor	M	210	▲	+8.8%	+17
	Felony	F	65	▲	+27.5%	+14
	Civil Violation	CV	17	▼	-56.4%	-22
	Capias	CA	13	▲	+160.0%	+8
	Show Cause	SC	11	▲	+57.1%	+4
	Total			316	▲	7.1%
Traffic	Infraction	I	1,474	▼	-7.8%	-124
	Misdemeanor	M	215	▼	-10.4%	-25
	Show Cause	SC	8	▼	-57.9%	-11
	Capias	CA	7	▼	-12.5%	-1
	Felony	F	2	▼	-89.5%	-17
	Total			1,706	▼	-9.4%
Civil	Warrant in Debt	WD	272	▲	+22.5%	+50
	Garnishment	GA	83	▼	-3.5%	-3
	Unlawful Detainer	UD	32	▼	-17.9%	-7
	Other	OT	20	▼	-9.1%	-2
	Preliminary Protective Order	PP	18	▲	+28.6%	+4
	Protective Order	PO	13	▲	+44.4%	+4
	Interrogatory	IN	9	▲	+28.6%	+2
	Show Cause	SC	7	▼	-41.7%	-5
	Impoundment	IM	6	▲	+20.0%	+1
	Admin License	AL	5	▼	-82.8%	-24
	Detinue	DT	5	↔		-
	Abstract	AJ	1	▼	-50.0%	-1
	Capias	CA	1	▲	-	+1
	Petition-Restore Arms	PR	1	▲	-	+1
	Counter Claim	CC	0	▼	-100.0%	-2
	Total			473	▲	4.2%
Civil Commitments	Temporary Detention Order	TD	17	▼	-43.3%	-13
	Emergency Custody Order	EC	10	▼	-50.0%	-10
	Total			27	▼	-46.0%
GRAND TOTAL			2,522	▼	-6.0%	-161

Dispositions by Major Case Category**

Category	Summary	Change	% Change	Absolute Change
Felony	67	▼	-4.3%	-3
Garnishment	92	▲	-1.1%	-1
General Civil	280	▲	+20.7%	+48
Infraction/Civil Violation	1,491	▼	-8.9%	-146
Landlord /Tenant	32	▼	-17.9%	-7
Misdemeanor	425	▼	-1.8%	-8
Other	104	▲	-33.3%	-52
Protective Orders	31	▲	+34.8%	+8
GRAND TOTAL	2,522	▼	-6.0%	-161

* Compared to same time period as previous year

** Case Type Categories are defined in the 2017 Virginia Judicial Workload Assessment

The data reported reflect the case management system. The case types reported may not necessitate judicial involvement.

2024 Overall GRAND TOTAL		Distribution of Caseload			Change*		Percentage (%) of Caseload		
3,932	+13 0.3%	Criminal	976	25%	9.7% ▲	+86	Criminal	2023 22.7%	2024 24.8%
2024		Traffic	1,844	47%	-6.3% ▼	-125	Traffic	50.2%	46.9%
2023		Civil	946	24%	26.3% ▲	+197	Civil	19.1%	24.1%
		Civil Commitments	166	4%	-46.6% ▼	-145	Civil Commitments	7.9%	4.2%
		GRAND TOTAL	3,932	100%	0.3% ▲	+13	GRAND TOTAL	100%	100%

Dispositions by Division & Code

Division	Case Type Description	Code	Summary	Change	% Change	Absolute Change
Criminal	Misdemeanor	M	562	▲	+4.1%	+22
	Felony	F	218	▲	+16.0%	+30
	Capias	CA	102	▲	+3.0%	+3
	Show Cause	SC	80	▲	+63.3%	+31
	Civil Violation	CV	14	↔		-
	Total			976	▲	9.7%
Traffic	Infraction	I	1,529	▲	+1.1%	+16
	Misdemeanor	M	311	▼	-27.7%	-119
	Felony	F	2	▼	-77.8%	-7
	Capias	CA	1	▼	-87.5%	-7
	Show Cause	SC	1	▼	-85.7%	-6
	Civil Violation	CV	0	▼	-100.0%	-2
Total			1,844	▼	-6.3%	-125
Civil	Warrant in Debt	WD	379	▲	+28.9%	+85
	Garnishment	GA	243	▲	+27.9%	+53
	Impoundment	IM	83	▲	+48.2%	+27
	Detinue	DT	73	▲	+35.2%	+19
	Other	OT	51	▲	+24.4%	+10
	Unlawful Detainer	UD	42	▼	-8.7%	-4
	Admin License	AL	25	▲	+47.1%	+8
	Preliminary Protective Order	PP	17	▼	-10.5%	-2
	Protective Order	PO	15	▲	+15.4%	+2
	Show Cause	SC	6	▲	+200.0%	+4
	Bond Forfeiture	BF	5	▼	-58.3%	-7
	Interrogatory	IN	3	▲	+50.0%	+1
	Abstract	AJ	2	▲	-	+2
	Capias	CA	1	▲	-	+1
	Petition-Restore Arms	PR	1	▼	-50.0%	-1
	Tenants Assertion	TA	0	▼	-100.0%	-1
Total			946	▲	26.3%	+197
Civil Commitments	Mental Commitment	MC	98	▼	-57.4%	-132
	Temporary Detention Order	TD	31	▼	-39.2%	-20
	Emergency Custody Order	EC	29	▲	+20.8%	+5
	Medical Emergency Temporary Detention Order	MT	4	▼	-33.3%	-2
	Other	OT	4	▲	-	+4
Total			166	▼	-46.6%	-145
GRAND TOTAL			3,932	▲	0.3%	+13

Dispositions by Major Case Category**

Category	Summary	Change	% Change	Absolute Change
Felony	220	▼	+11.7%	+23
Garnishment	246	▲	+28.1%	+54
General Civil	465	▲	+30.6%	+109
Infraction/Civil Violation	1,543	▼	+0.9%	+14
Involuntary Civil Commitments	4	▲	-	+4
Landlord /Tenant	42	▼	-10.6%	-5

* Compared to same time period as previous year

** Case Type Categories are defined in the 2017 Virginia Judicial Workload Assessment

The data reported reflect the case management system. The case types reported may not necessitate judicial involvement.

CPSS - GCMS CASELOAD STATISTICS OF THE GENERAL DISTRICT COURTS

January 2024 thru December 2024 Dispositions (Compared to January 2023 thru December 2023)

Misdemeanor	873	▼	-10.0%	-97
Other	507	▲	-14.9%	-89
Protective Orders	32	▲		0
GRAND TOTAL	3,932	▲	0.3%	+13

* Compared to same time period as previous year

** Case Type Categories are defined in the 2017 Virginia Judicial Workload Assessment

The data reported reflect the case management system. The case types reported may not necessitate judicial involvement.

2024 Overall GRAND TOTAL		Distribution of Caseload			Change*		Percentage (%) of Caseload		
6,231	-310 -4.7%	Criminal	556	9%	20.1% ▲	+93	Criminal	2023 7.1%	2024 8.9%
2024		Traffic	4,799	77%	-9.7% ▼	-513	Traffic	81.2%	77.0%
2023		Civil	823	13%	12.6% ▲	+92	Civil	11.2%	13.2%
		Civil Commitments	53	1%	51.4% ▲	+18	Civil Commitments	0.5%	0.9%
		GRAND TOTAL	6,231	100%	-4.7% ▼	-310	GRAND TOTAL	100%	100%

Dispositions by Division & Code

Division	Case Type Description	Code	Summary	Change	% Change	Absolute Change
Criminal	Misdemeanor	M	332	▲	+20.3%	+56
	Felony	F	111	▲	+35.4%	+29
	Show Cause	SC	49	▼	-10.9%	-6
	Civil Violation	CV	34	▲	+61.9%	+13
	Capias	CA	30	▲	+3.4%	+1
	Total			556	▲	20.1%
Traffic	Infraction	I	4,290	▼	-10.5%	-505
	Misdemeanor	M	493	▼	-0.6%	-3
	Show Cause	SC	9	▲	+28.6%	+2
	Capias	CA	3	▼	-50.0%	-3
	Felony	F	3	▼	-57.1%	-4
	Restricted Operators License	RL	1	↔		-
	Total			4,799	▼	-9.7%
Civil	Warrant in Debt	WD	442	▲	+44.9%	+137
	Garnishment	GA	191	▲	+6.7%	+12
	Unlawful Detainer	UD	94	▼	-26.6%	-34
	Preliminary Protective Order	PP	26	▼	-29.7%	-11
	Other	OT	19	▲	-17.4%	-4
	Admin License	AL	13	▼	-27.8%	-5
	Protective Order	PO	13	▼	-27.8%	-5
	Bond Forfeiture	BF	11	▲	+83.3%	+5
	Abstract	AJ	6	▼	-14.3%	-1
	Overweight	OC	5	▲	+400.0%	+4
	Impoundment	IM	2	↔		-
	Detinue	DT	1	▼	-80.0%	-4
	Interrogatory	IN	0	▼	-100.0%	-1
	Petition-Restore Arms	PR	0	▼	-100.0%	-1
	Total			823	▲	12.6%
Civil Commitments	Temporary Detention Order	TD	40	▲	+48.1%	+13
	Emergency Custody Order	EC	10	▲	+25.0%	+2
	Other	OT	3	▲	-	+3
Total			53	▲	51.4%	+18
GRAND TOTAL			6,231	▼	-4.7%	-310

Dispositions by Major Case Category**

Category	Summary	Change	% Change	Absolute Change
Felony	114	▼	+28.1%	+25
Garnishment	191	▼	+6.1%	+11
General Civil	445	▲	+43.1%	+134
Infraction/Civil Violation	4,329	▲	-10.1%	-488
Involuntary Civil Commitments	3	▲	-	+3
Landlord /Tenant	94	▼	-26.6%	-34
Misdemeanor	826	▲	+6.9%	+53
Other	190	▲	+1.1%	+2
Protective Orders	39	▼	-29.1%	-16

* Compared to same time period as previous year

** Case Type Categories are defined in the 2017 Virginia Judicial Workload Assessment

The data reported reflect the case management system. The case types reported may not necessitate judicial involvement.

CPSS - GCMS CASELOAD STATISTICS OF THE GENERAL DISTRICT COURTS

January 2024 thru December 2024 Dispositions (Compared to January 2023 thru December 2023)

<i>GRAND TOTAL</i>	6,231	▼	-4.7%	-310
---------------------------	--------------	---	-------	------

* Compared to same time period as previous year

** Case Type Categories are defined in the 2017 Virginia Judicial Workload Assessment

The data reported reflect the case management system. The case types reported may not necessitate judicial involvement.

2024 Overall GRAND TOTAL		Distribution of Caseload			Change*		Percentage (%) of Caseload			
1,680	-168 -9.1%	Criminal	445	26%	-18.8%	▼	-103	Criminal	2023 29.7%	2024 26.5%
2024		Traffic	618	37%	-3.0%	▼	-19	Traffic	34.5%	36.8%
2023		Civil	589	35%	-4.4%	▼	-27	Civil	33.3%	35.1%
		Civil Commitments	28	2%	-40.4%	▼	-19	Civil Commitments	2.5%	1.7%
		GRAND TOTAL	1,680	100%	-9.1%	▼	-168	GRAND TOTAL	100%	100%

Dispositions by Division & Code

Division	Case Type Description	Code	Summary	Change	% Change	Absolute Change
Criminal	Misdemeanor	M	234	▼	-23.8%	-73
	Felony	F	160	▼	-9.6%	-17
	Capias	CA	27	▼	-27.0%	-10
	Show Cause	SC	21	▼	-8.7%	-2
	Civil Violation	CV	3	▼	-25.0%	-1
	Total			445	▼	-18.8%
Traffic	Infraction	I	439	▲	+1.2%	+5
	Misdemeanor	M	174	▼	-9.8%	-19
	Felony	F	5	▼	-16.7%	-1
	Capias	CA	0	▼	-100.0%	-2
	Show Cause	SC	0	▼	-100.0%	-2
	Total			618	▼	-3.0%
Civil	Warrant in Debt	WD	365	▼	-11.8%	-49
	Garnishment	GA	94	▼	-1.1%	-1
	Unlawful Detainer	UD	33	▼	-8.3%	-3
	Preliminary Protective Order	PP	24	▲	+200.0%	+16
	Protective Order	PO	22	▲	+340.0%	+17
	Other	OT	20	▲	+122.2%	+11
	Bond Forfeiture	BF	8	↔		-
	Detinue	DT	8	↔		-
	Impoundment	IM	7	▼	-30.0%	-3
	Abstract	AJ	3	▼	-66.7%	-6
	Admin License	AL	3	▼	-62.5%	-5
	Restricted Operators License	RL	1	▲	-	+1
	Show Cause	SC	1	↔		-
	Petition-Restore Arms	PR	0	▼	-100.0%	-4
	Tenants Assertion	TA	0	▼	-100.0%	-1
	Total			589	▼	-4.4%
Civil Commitments	Temporary Detention Order	TD	15	▼	-42.3%	-11
	Emergency Custody Order	EC	8	▼	-46.7%	-7
	Mental Commitment	MC	5	▼	-16.7%	-1
	Total			28	▼	-40.4%
GRAND TOTAL			1,680	▼	-9.1%	-168

Dispositions by Major Case Category**

Category	Summary	Change	% Change	Absolute Change
Felony	165	▼	-9.8%	-18
Garnishment	94	▼	-1.1%	-1
General Civil	376	▲	-11.7%	-50
Infraction/Civil Violation	442	▼	+0.9%	+4
Landlord /Tenant	33	▼	-10.8%	-4
Misdemeanor	409	▲	-18.2%	-91
Other	115	▼	-26.3%	-41
Protective Orders	46	▲	+253.8%	+33
GRAND TOTAL	1,680	▼	-9.1%	-168

* Compared to same time period as previous year



** Case Type Categories are defined in the 2017 Virginia Judicial Workload Assessment

The data reported reflect the case management system. The case types reported may not necessitate judicial involvement.

* Compared to same time period as previous year

** Case Type Categories are defined in the 2017 Virginia Judicial Workload Assessment

The data reported reflect the case management system. The case types reported may not necessitate judicial involvement.

2024 Overall GRAND TOTAL		Distribution of Caseload			Change*		Percentage (%) of Caseload		
21,983	+1,111 5.3%	Criminal	4,140	19%	12.0% ▲	+444	Criminal	2023 17.7%	2024 18.8%
2024 	↑	Traffic	12,227	56%	2.4% ▲	+288	Traffic	57.2%	55.6%
2023 		Civil	4,865	22%	10.1% ▲	+445	Civil	21.2%	22.1%
		Civil Commitments	751	3%	-8.1% ▼	-66	Civil Commitments	3.9%	3.4%
		GRAND TOTAL	21,983	100%	5.3% ▲	+1,111	GRAND TOTAL	100%	100%

Dispositions by Division & Code

Division	Case Type Description	Code	Summary	Change	% Change	Absolute Change
Criminal	Misdemeanor	M	2,545	▲	+14.1%	+314
	Felony	F	1,064	▲	+16.9%	+154
	Capias	CA	272	▲	+9.2%	+23
	Show Cause	SC	160	▼	-17.5%	-34
	Civil Violation	CV	99	▼	-11.6%	-13
	Total			4,140	▲	12.0%
Traffic	Infraction	I	10,189	▲	+1.1%	+108
	Misdemeanor	M	1,929	▲	+11.8%	+203
	Capias	CA	32	▲	+77.8%	+14
	Felony	F	29	▼	-32.6%	-14
	Show Cause	SC	20	▼	-28.6%	-8
	Other	O	15	▲	+15.4%	+2
	Civil Violation	CV	7	▼	-22.2%	-2
	Restricted Operators License	RL	6	▼	-71.4%	-15
	Total			12,227	▲	2.4%
Civil	Warrant in Debt	WD	1,749	▲	+21.6%	+311
	Garnishment	GA	1,417	▲	+14.4%	+178
	Unlawful Detainer	UD	704	▼	-20.4%	-180
	Admin License	AL	291	▲	+32.9%	+72
	Other	OT	179	▲	+2.3%	+4
	Preliminary Protective Order	PP	93	▲	+5.7%	+5
	Bond Forfeiture	BF	92	▲	+50.8%	+31
	Abstract	AJ	90	▲	+69.8%	+37
	Protective Order	PO	72	▼	-11.1%	-9
	Interrogatory	IN	48	▲	+33.3%	+12
	Impoundment	IM	47	▲	+104.3%	+24
	Detinue	DT	39	▼	-43.5%	-30
	Show Cause	SC	32	▲	+52.4%	+11
	Tenants Assertion	TA	5	▼	-70.6%	-12
	Counter Claim	CC	4	▲	+100.0%	+2
	Capias	CA	2	▲	+100.0%	+1
	Motion for Judgment	MJ	1	▼	-80.0%	-4
	Overweight	OC	0	▼	-100.0%	-1
	Petition-Restore Arms	PR	0	▼	-100.0%	-5
	Restricted Operators License	RL	0	▼	-100.0%	-1
	Third Party Claim	TH	0	▼	-100.0%	-1
Total			4,865	▲	10.1%	+445
Civil Commitments	Mental Commitment	MC	358	▲	+4.4%	+15
	Temporary Detention Order	TD	214	▼	-18.6%	-49
	Emergency Custody Order	EC	90	▼	-21.1%	-24
	Other	OT	67	▼	-17.3%	-14
	Medical Emergency Temporary Detention Order	MT	22	▲	+46.7%	+7
	Medical Emergency Custody Order	ME	0	▼	-100.0%	-1
Total			751	▼	-8.1%	-66
GRAND TOTAL			21,983	▲	5.3%	+1,111

* Compared to same time period as previous year
 ** Case Type Categories are defined in the 2017 Virginia Judicial Workload Assessment
 The data reported reflect the case management system. The case types reported may not necessitate judicial involvement.
 1/14/2025 11:42:58AM Source: SCV-SQL-Information

Dispositions by Major Case Category**

Category	Summary	Change	% Change	Absolute Change
Felony	1,093	▼	+14.7%	+140
Garnishment	1,465	▲	+14.9%	+190
General Civil	1,807	▼	+18.0%	+276
Infraction/Civil Violation	10,310	▼	+0.9%	+94
Involuntary Civil Commitments	67	▼	-17.3%	-14
Landlord /Tenant	709	▼	-21.3%	-192
Misdemeanor	4,480	▼	+12.6%	+501
Other	1,887	▲	+6.8%	+120
Protective Orders	165	▼	-2.4%	-4
GRAND TOTAL	21,983	▲	5.3%	+1,111

* Compared to same time period as previous year

** Case Type Categories are defined in the 2017 Virginia Judicial Workload Assessment

The data reported reflect the case management system. The case types reported may not necessitate judicial involvement.

2024 Overall GRAND TOTAL		Distribution of Caseload			Change*		Percentage (%) of Caseload		
16,262	+1,001 6.6%	Criminal	2,514	15%	-2.1% ▼	-54	Criminal	2023 16.8%	2024 15.5%
2024		Traffic	10,984	68%	8.1% ▲	+820	Traffic	66.6%	67.5%
2023		Civil	2,405	15%	11.8% ▲	+253	Civil	14.1%	14.8%
		Civil Commitments	359	2%	-4.8% ▼	-18	Civil Commitments	2.5%	2.2%
		GRAND TOTAL	16,262	100%	6.6% ▲	+1,001	GRAND TOTAL	100%	100%

Dispositions by Division & Code

Division	Case Type Description	Code	Summary	Change	% Change	Absolute Change
Criminal	Misdemeanor	M	1,651	▲	+11.8%	+174
	Felony	F	471	▼	-15.4%	-86
	Capias	CA	180	▼	-24.4%	-58
	Show Cause	SC	180	▼	-29.4%	-75
	Civil Violation	CV	32	▼	-20.0%	-8
	Motion	MO	0	▼	-100.0%	-1
	Total			2,514	▼	-2.1%
Traffic	Infraction	I	9,429	▲	+8.3%	+723
	Misdemeanor	M	1,527	▲	+7.9%	+112
	Felony	F	12	▼	-25.0%	-4
	Show Cause	SC	8	▼	-11.1%	-1
	Capias	CA	4	▼	-63.6%	-7
	Other	O	2	▲	-	+2
	Civil Violation	CV	1	▲	-	+1
	Restricted Operators License	RL	1	▼	-85.7%	-6
Total			10,984	▲	8.1%	+820
Civil	Warrant in Debt	WD	1,084	▲	+33.5%	+272
	Garnishment	GA	444	▲	+12.7%	+50
	Unlawful Detainer	UD	401	▲	+0.5%	+2
	Other	OT	142	▲	-16.0%	-27
	Detinue	DT	84	▲	+50.0%	+28
	Preliminary Protective Order	PP	82	▼	-12.8%	-12
	Protective Order	PO	68	▼	-10.5%	-8
	Bond Forfeiture	BF	34	▼	-35.8%	-19
	Admin License	AL	28	▲	+3.7%	+1
	Interrogatory	IN	10	▼	-52.4%	-11
	Impoundment	IM	9	▲	+200.0%	+6
	Abstract	AJ	5	▲	+66.7%	+2
	Motion for Judgment	MJ	5	▲	-	+5
	Show Cause	SC	5	▼	-83.3%	-25
	Petition-Restore Arms	PR	3	▼	-50.0%	-3
	Overweight	OC	1	↔	-	-
	Capias	CA	0	▼	-100.0%	-3
	Restricted Operators License	RL	0	▼	-100.0%	-1
Tenants Assertion	TA	0	▼	-100.0%	-4	
Total			2,405	▲	11.8%	+253
Civil Commitments	Temporary Detention Order	TD	154	▲	+22.2%	+28
	Emergency Custody Order	EC	99	▼	-10.0%	-11
	Mental Commitment	MC	91	▼	-26.6%	-33
	Other	OT	10	▼	-28.6%	-4
	Medical Emergency Temporary Detention Order	MT	5	▲	+150.0%	+3
	Medical Emergency Custody Order	ME	0	▼	-100.0%	-1
Total			359	▼	-4.8%	-18
GRAND TOTAL			16,262	▲	6.6%	+1,001

* Compared to same time period as previous year

** Case Type Categories are defined in the 2017 Virginia Judicial Workload Assessment

The data reported reflect the case management system. The case types reported may not necessitate judicial involvement.

CPSS - GCMS CASELOAD STATISTICS OF THE GENERAL DISTRICT COURTS
 January 2024 thru December 2024 Dispositions (Compared to January 2023 thru December 2023)

Dispositions by Major Case Category**

Category	Summary	Change	% Change	Absolute Change
Felony	483	▼	-15.7%	-90
Garnishment	454	▼	+9.4%	+39
General Civil	1,188	▲	+34.8%	+307
Infraction/Civil Violation	9,465	▲	+8.2%	+718
Involuntary Civil Commitments	10	▼	-28.6%	-4
Landlord /Tenant	401	▼	-0.5%	-2
Misdemeanor	3,179	▼	+9.6%	+279
Other	932	▼	-19.5%	-226
Protective Orders	150	▼	-11.8%	-20
GRAND TOTAL	16,262	▲	6.6%	+1,001

* Compared to same time period as previous year

** Case Type Categories are defined in the 2017 Virginia Judicial Workload Assessment

The data reported reflect the case management system. The case types reported may not necessitate judicial involvement.

2024 Overall GRAND TOTAL		Distribution of Caseload			Change*		Percentage (%) of Caseload		
3,940	+444 12.7%	Criminal	843	21%	5.6% ▲	+45	Criminal	2023 22.8%	2024 21.4%
2024	↑	Traffic	1,927	49%	16.2% ▲	+269	Traffic	47.4%	48.9%
2023		Civil	941	24%	-0.3% ▼	-3	Civil	27.0%	23.9%
		Civil Commitments	229	6%	138.5% ▲	+133	Civil Commitments	2.7%	5.8%
		GRAND TOTAL	3,940	100%	12.7% ▲	+444	GRAND TOTAL	100%	100%

Dispositions by Division & Code

Division	Case Type Description	Code	Summary	Change	% Change	Absolute Change
Criminal	Misdemeanor	M	651	▲	+13.0%	+75
	Felony	F	76	▼	-5.0%	-4
	Show Cause	SC	53	▼	-45.4%	-44
	Civil Violation	CV	34	▲	+6.3%	+2
	Capias	CA	29	▲	+141.7%	+17
	Restricted Operators License	RL	0	▼	-100.0%	-1
	Total			843	▲	5.6%
Traffic	Infraction	I	1,577	▲	+21.2%	+276
	Misdemeanor	M	329	▼	-1.8%	-6
	Other	O	9	▲	-	+9
	Show Cause	SC	7	▲	+75.0%	+3
	Capias	CA	4	▲	+100.0%	+2
	Civil Violation	CV	1	▼	-66.7%	-2
	Felony	F	0	▼	-100.0%	-4
	Restricted Operators License	RL	0	▼	-100.0%	-9
Total			1,927	▲	16.2%	+269
Civil	Warrant in Debt	WD	384	▲	+29.7%	+88
	Unlawful Detainer	UD	236	▼	-18.1%	-52
	Garnishment	GA	147	▼	-6.4%	-10
	Other	OT	47	▲	-	-
	Admin License	AL	39	▼	-36.1%	-22
	Preliminary Protective Order	PP	36	▼	-20.0%	-9
	Protective Order	PO	33	▼	-2.9%	-1
	Bond Forfeiture	BF	5	▲	+150.0%	+3
	Capias	CA	4	▲	-	+4
	Show Cause	SC	4	▼	-50.0%	-4
	Interrogatory	IN	3	▼	-25.0%	-1
	Detinue	DT	2	▲	-	+2
	Tenants Assertion	TA	1	↔	-	-
Abstract	AJ	0	▼	-100.0%	-1	
Total			941	▼	-0.3%	-3
Civil Commitments	Temporary Detention Order	TD	106	▲	+60.6%	+40
	Mental Commitment	MC	63	▲	+2,000.0%	+60
	Emergency Custody Order	EC	60	▲	+130.8%	+34
	Other	OT	0	▼	-100.0%	-1
Total			229	▲	138.5%	+133
GRAND TOTAL			3,940	▲	12.7%	+444

Dispositions by Major Case Category**

Category	Summary	Change	% Change	Absolute Change
Felony	76	▼	-9.5%	-8
Garnishment	150	▼	-6.8%	-11
General Civil	388	▲	+30.6%	+91
Infraction/Civil Violation	1,621	▲	+21.3%	+285
Involuntary Civil Commitments	0	▼	-100.0%	-1
Landlord /Tenant	237	▼	-18.0%	-52

* Compared to same time period as previous year

** Case Type Categories are defined in the 2017 Virginia Judicial Workload Assessment

The data reported reflect the case management system. The case types reported may not necessitate judicial involvement.

CPSS - GCMS CASELOAD STATISTICS OF THE GENERAL DISTRICT COURTS

January 2024 thru December 2024 Dispositions (Compared to January 2023 thru December 2023)

Radford

District: 27 FIPS: 750

Misdemeanor	980	▼	+6.4%	+59
Other	419	▲	+27.7%	+91
Protective Orders	69	▼	-12.7%	-10
GRAND TOTAL	3,940	▲	12.7%	+444

* Compared to same time period as previous year

** Case Type Categories are defined in the 2017 Virginia Judicial Workload Assessment

The data reported reflect the case management system. The case types reported may not necessitate judicial involvement.

2024 Overall GRAND TOTAL		Distribution of Caseload			Change*		Percentage (%) of Caseload		
16,523	-479 -2.8%	Criminal	2,098	13%	22.2% ▲	+381	Criminal	2023 10.1%	2024 12.7%
2024		Traffic	12,088	73%	-9.1% ▼	-1,212	Traffic	78.2%	73.2%
2023		Civil	2,082	13%	17.3% ▲	+307	Civil	10.4%	12.6%
		Civil Commitments	255	2%	21.4% ▲	+45	Civil Commitments	1.2%	1.5%
		GRAND TOTAL	16,523	100%	-2.8% ▼	-479	GRAND TOTAL	100%	100%

Dispositions by Division & Code

Division	Case Type Description	Code	Summary	Change	% Change	Absolute Change
Criminal	Misdemeanor	M	1,418	▲	+36.0%	+375
	Felony	F	406	▲	+1.2%	+5
	Capias	CA	169	▲	+9.0%	+14
	Show Cause	SC	69	↔		-
	Civil Violation	CV	35	▼	-25.5%	-12
	Restricted Operators License	RL	1	▼	-50.0%	-1
	Total			2,098	▲	22.2%
Traffic	Infraction	I	9,839	▼	-13.4%	-1,521
	Misdemeanor	M	2,130	▲	+15.1%	+280
	Capias	CA	42	▲	+31.3%	+10
	Felony	F	29	▲	+61.1%	+11
	Civil Violation	CV	24	▲	+41.2%	+7
	Show Cause	SC	22	↔		-
	Restricted Operators License	RL	2	▲	+100.0%	+1
Total			12,088	▼	-9.1%	-1,212
Civil	Warrant in Debt	WD	1,074	▲	+51.3%	+364
	Garnishment	GA	513	▲	+6.9%	+33
	Unlawful Detainer	UD	126	▼	-30.8%	-56
	Other	OT	115	▼	-10.2%	-13
	Preliminary Protective Order	PP	60	▼	-7.7%	-5
	Protective Order	PO	52	▼	-14.8%	-9
	Admin License	AL	39	▲	+8.3%	+3
	Detinue	DT	37	▼	-14.0%	-6
	Bond Forfeiture	BF	26	▼	-23.5%	-8
	Abstract	AJ	15	▲	+200.0%	+10
	Show Cause	SC	8	↔		-
	Motion for Judgment	MJ	5	▲	+25.0%	+1
	Tenants Assertion	TA	4	▲	+33.3%	+1
	Interrogatory	IN	3	▼	-25.0%	-1
	Petition-Restore Arms	PR	3	▼	-50.0%	-3
	Cross Claim	CR	1	▲	-	+1
	Impoundment	IM	1	▼	-80.0%	-4
Counter Claim	CC	0	▼	-100.0%	-1	
Total			2,082	▲	17.3%	+307
Civil Commitments	Temporary Detention Order	TD	128	▲	+7.6%	+9
	Emergency Custody Order	EC	127	▲	+39.6%	+36
	Total		255	▲	21.4%	+45
GRAND TOTAL			16,523	▼	-2.8%	-479

Dispositions by Major Case Category**

Category	Summary	Change	% Change	Absolute Change
Felony	435	▲	+3.8%	+16
Garnishment	516	▼	+6.6%	+32
General Civil	1,121	▼	+46.0%	+353
Infraction/Civil Violation	9,898	▲	-13.4%	-1,526
Landlord /Tenant	130	▲	-29.7%	-55
Misdemeanor	3,551	▲	+22.6%	+655

* Compared to same time period as previous year

** Case Type Categories are defined in the 2017 Virginia Judicial Workload Assessment

The data reported reflect the case management system. The case types reported may not necessitate judicial involvement.



CPSS - GCMS CASELOAD STATISTICS OF THE GENERAL DISTRICT COURTS
 January 2024 thru December 2024 Dispositions (Compared to January 2023 thru December 2023)

Other	760	▲	+8.6%	+60
Protective Orders	112	▼	-11.1%	-14
GRAND TOTAL	16,523	▼	-2.8%	-479

* Compared to same time period as previous year

** Case Type Categories are defined in the 2017 Virginia Judicial Workload Assessment

The data reported reflect the case management system. The case types reported may not necessitate judicial involvement.

2024 Overall GRAND TOTAL		Distribution of Caseload			Change*		Percentage (%) of Caseload		
11,347	+566 5.2%	Criminal	2,408	21%	14.9% ▲	+313	Criminal	2023 19.4%	2024 21.2%
2024 	↑	Traffic	6,944	61%	4.7% ▲	+312	Traffic	61.5%	61.2%
2023 		Civil	1,553	14%	1.8% ▲	+28	Civil	14.1%	13.7%
		Civil Commitments	442	4%	-16.4% ▼	-87	Civil Commitments	4.9%	3.9%
		GRAND TOTAL	11,347	100%	5.2% ▲	+566	GRAND TOTAL	100%	100%

Dispositions by Division & Code

Division	Case Type Description	Code	Summary	Change	% Change	Absolute Change
Criminal	Misdemeanor	M	1,295	▲	+17.1%	+189
	Felony	F	689	▲	+19.0%	+110
	Capias	CA	355	▲	+8.6%	+28
	Civil Violation	CV	41	▼	-6.8%	-3
	Show Cause	SC	28	▼	-28.2%	-11
	Total		2,408	▲	14.9%	+313
Traffic	Infraction	I	5,467	▼	-0.3%	-14
	Misdemeanor	M	1,368	▲	+27.7%	+297
	Capias	CA	41	▼	-18.0%	-9
	Civil Violation	CV	36	▲	+620.0%	+31
	Felony	F	26	▲	+30.0%	+6
	Show Cause	SC	6	▲	+20.0%	+1
	Total		6,944	▲	4.7%	+312
Civil	Warrant in Debt	WD	589	▲	+36.7%	+158
	Unlawful Detainer	UD	304	▼	-22.8%	-90
	Garnishment	GA	276	▲	+11.3%	+28
	Other	OT	95	▼	-20.8%	-25
	Preliminary Protective Order	PP	83	▲	+9.2%	+7
	Protective Order	PO	69	▼	-1.4%	-1
	Admin License	AL	43	▲	+10.3%	+4
	Bond Forfeiture	BF	39	▼	-54.1%	-46
	Show Cause	SC	21	▲	+110.0%	+11
	Detinue	DT	18	▼	-10.0%	-2
	Abstract	AJ	6	▲	+20.0%	+1
	Impoundment	IM	5	▼	-73.7%	-14
	Tenants Assertion	TA	2	▲	-	+2
	Overweight	OC	1	▼	-75.0%	-3
	Petition-Restore Arms	PR	1	▲	-	+1
	Restricted Operators License	RL	1	↔	-	-
	Counter Claim	CC	0	▼	-100.0%	-1
Interrogatory	IN	0	▼	-100.0%	-2	
	Total		1,553	▲	1.8%	+28
Civil Commitments	Mental Commitment	MC	391	▼	-8.0%	-34
	Temporary Detention Order	TD	27	▼	-62.5%	-45
	Emergency Custody Order	EC	23	▼	-14.8%	-4
	Other	OT	1	▼	-80.0%	-4
	Total		442	▼	-16.4%	-87
	GRAND TOTAL		11,347	▲	5.2%	+566

Dispositions by Major Case Category**

Category	Summary	Change	% Change	Absolute Change
Felony	715	▲	+19.4%	+116
Garnishment	276	▼	+10.4%	+26
General Civil	611	▲	+34.6%	+157
Infraction/Civil Violation	5,545	▲	+0.2%	+11
Involuntary Civil Commitments	1	▼	-80.0%	-4
Landlord /Tenant	306	▲	-22.3%	-88

* Compared to same time period as previous year

** Case Type Categories are defined in the 2017 Virginia Judicial Workload Assessment

The data reported reflect the case management system. The case types reported may not necessitate judicial involvement.

CPSS - GCMS CASELOAD STATISTICS OF THE GENERAL DISTRICT COURTS

January 2024 thru December 2024 Dispositions (Compared to January 2023 thru December 2023)

Misdemeanor	2,664	▲	+22.3%	+486
Other	1,077	▼	-11.8%	-144
Protective Orders	152	▲	+4.1%	+6
GRAND TOTAL	11,347	▲	5.2%	+566

* Compared to same time period as previous year

** Case Type Categories are defined in the 2017 Virginia Judicial Workload Assessment

The data reported reflect the case management system. The case types reported may not necessitate judicial involvement.

2024 Overall GRAND TOTAL		Distribution of Caseload			Change*		Percentage (%) of Caseload		
22,534	+2,810 14.2%	Criminal	1,815	8%	24.7% ▲	+359	Criminal	2023 7.4%	2024 8.1%
2024		Traffic	17,597	78%	13.7% ▲	+2,118	Traffic	78.5%	78.1%
2023		Civil	1,933	9%	23.4% ▲	+366	Civil	7.9%	8.6%
		Civil Commitments	1,189	5%	-2.7% ▼	-33	Civil Commitments	6.2%	5.3%
		GRAND TOTAL	22,534	100%	14.2% ▲	+2,810	GRAND TOTAL	100%	100%

Dispositions by Division & Code

Division	Case Type Description	Code	Summary	Change	% Change	Absolute Change
Criminal	Misdemeanor	M	1,049	▲	+12.9%	+120
	Felony	F	445	▲	+61.2%	+169
	Capias	CA	230	▲	+25.0%	+46
	Show Cause	SC	60	▲	+42.9%	+18
	Civil Violation	CV	31	▲	+24.0%	+6
	Total			1,815	▲	24.7%
Traffic	Infraction	I	12,520	▲	+3.1%	+374
	Misdemeanor	M	4,843	▲	+54.2%	+1,703
	Capias	CA	142	▲	+6.0%	+8
	Show Cause	SC	68	▲	+47.8%	+22
	Felony	F	14	▲	+40.0%	+4
	Civil Violation	CV	10	▲	+233.3%	+7
	Total			17,597	▲	13.7%
Civil	Warrant in Debt	WD	835	▲	+55.2%	+297
	Garnishment	GA	563	▲	+5.0%	+27
	Other	OT	160	▲	+39.1%	+45
	Unlawful Detainer	UD	147	▼	-29.3%	-61
	Preliminary Protective Order	PP	77	▲	+30.5%	+18
	Protective Order	PO	75	▲	+66.7%	+30
	Admin License	AL	20	▲	+100.0%	+10
	Detinue	DT	20	▼	-9.1%	-2
	Show Cause	SC	8	▲	+166.7%	+5
	Bond Forfeiture	BF	7	▲	-	+7
	Abstract	AJ	6	▼	-40.0%	-4
	Impoundment	IM	4	▼	-55.6%	-5
	Overweight	OC	4	▲	+100.0%	+2
	Interrogatory	IN	2	▲	+100.0%	+1
	Restricted Operators License	RL	2	▲	+100.0%	+1
	Tenants Assertion	TA	2	▲	+100.0%	+1
	Petition-Restore Arms	PR	1	▼	-83.3%	-5
	Motion for Judgment	MJ	0	▼	-100.0%	-1
Total			1,933	▲	23.4%	+366
Civil Commitments	Mental Commitment	MC	953	▲	+1.1%	+10
	Emergency Custody Order	EC	81	▲	+22.7%	+15
	Temporary Detention Order	TD	81	▼	-31.4%	-37
	Other	OT	72	▼	-22.6%	-21
	Medical Emergency Temporary Detention Order	MT	2	▲	+100.0%	+1
	Petition	PT	0	▼	-100.0%	-1
Total			1,189	▼	-2.7%	-33
GRAND TOTAL			22,534	▲	14.2%	+2,810

Dispositions by Major Case Category**

Category	Summary	Change	% Change	Absolute Change
Felony	459	▲	+60.5%	+173
Garnishment	565	▲	+5.2%	+28
General Civil	860	▼	+50.6%	+289
Infraction/Civil Violation	12,565	▲	+3.2%	+389

* Compared to same time period as previous year

** Case Type Categories are defined in the 2017 Virginia Judicial Workload Assessment

The data reported reflect the case management system. The case types reported may not necessitate judicial involvement.

CPSS - GCMS CASELOAD STATISTICS OF THE GENERAL DISTRICT COURTS
 January 2024 thru December 2024 Dispositions (Compared to January 2023 thru December 2023)

Involuntary Civil Commitments	72	▼	-23.4%	-22
Landlord /Tenant	149	▲	-28.7%	-60
Misdemeanor	5,894	▲	+44.8%	+1,824
Other	1,818	▲	+8.4%	+141
Protective Orders	152	▲	+46.2%	+48
GRAND TOTAL	22,534	▲	14.2%	+2,810

* Compared to same time period as previous year

** Case Type Categories are defined in the 2017 Virginia Judicial Workload Assessment

The data reported reflect the case management system. The case types reported may not necessitate judicial involvement.

2024 Overall GRAND TOTAL		Distribution of Caseload			Change*		Percentage (%) of Caseload		
19,501	-2,601 -11.8%	Criminal	2,580	13%	0.4% ▲	+11	Criminal	2023 11.6%	2024 13.2%
2024		Traffic	14,277	73%	-15.9% ▼	-2,694	Traffic	76.8%	73.2%
2023		Civil	2,465	13%	10.8% ▲	+240	Civil	10.1%	12.6%
		Civil Commitments	179	1%	-46.9% ▼	-158	Civil Commitments	1.5%	0.9%
		GRAND TOTAL	19,501	100%	-11.8% ▼	-2,601	GRAND TOTAL	100%	100%

Dispositions by Division & Code

Division	Case Type Description	Code	Summary	Change	% Change	Absolute Change
Criminal	Misdemeanor	M	1,331	▲	+3.6%	+46
	Felony	F	836	▲	+6.0%	+47
	Capias	CA	267	▼	-17.6%	-57
	Show Cause	SC	117	▼	-17.0%	-24
	Civil Violation	CV	29	▼	-3.3%	-1
	Total			2,580	▲	0.4%
Traffic	Infraction	I	12,519	▼	-16.1%	-2,403
	Misdemeanor	M	1,671	▼	-15.7%	-312
	Felony	F	37	▲	+2.8%	+1
	Capias	CA	31	▲	+106.7%	+16
	Show Cause	SC	19	▲	+90.0%	+9
	Civil Violation	CV	0	▼	-100.0%	-4
	Restricted Operators License	RL	0	▼	-100.0%	-1
	Total			14,277	▼	-15.9%
Civil	Warrant in Debt	WD	1,171	▲	+52.5%	+403
	Garnishment	GA	666	▼	-3.9%	-27
	Other	OT	177	▲	-7.8%	-15
	Unlawful Detainer	UD	173	▼	-33.2%	-86
	Preliminary Protective Order	PP	90	▼	-3.2%	-3
	Protective Order	PO	68	▼	-24.4%	-22
	Detinue	DT	33	▲	+73.7%	+14
	Admin License	AL	32	▲	+6.7%	+2
	Impoundment	IM	26	▲	+36.8%	+7
	Abstract	AJ	12	▼	-67.6%	-25
	Bond Forfeiture	BF	4	▼	-33.3%	-2
	Show Cause	SC	4	▲	+33.3%	+1
	Interrogatory	IN	2	▼	-50.0%	-2
	Overweight	OC	2	▼	-33.3%	-1
	Petition-Restore Arms	PR	2	↔	-	-
	Capias	CA	1	▲	-	+1
	Restricted Operators License	RL	1	▼	-50.0%	-1
	Tenants Assertion	TA	1	▼	-75.0%	-3
	Motion for Judgment	MJ	0	▼	-100.0%	-1
Total			2,465	▲	10.8%	+240
Civil Commitments	Temporary Detention Order	TD	95	▼	-44.4%	-76
	Emergency Custody Order	EC	84	▼	-48.5%	-79
	Medical Emergency Temporary Detention Order	MT	0	▼	-100.0%	-3
	Total			179	▼	-46.9%
GRAND TOTAL			19,501	▼	-11.8%	-2,601

Dispositions by Major Case Category**

Category	Summary	Change	% Change	Absolute Change
Felony	873	▲	+5.8%	+48
Garnishment	668	▼	-4.2%	-29
General Civil	1,214	▲	+52.5%	+418
Infraction/Civil Violation	12,550	▼	-16.1%	-2,409
Landlord /Tenant	174	▼	-33.8%	-89

* Compared to same time period as previous year

** Case Type Categories are defined in the 2017 Virginia Judicial Workload Assessment

The data reported reflect the case management system. The case types reported may not necessitate judicial involvement.

CPSS - GCMS CASELOAD STATISTICS OF THE GENERAL DISTRICT COURTS
 January 2024 thru December 2024 Dispositions (Compared to January 2023 thru December 2023)

Washington

District: 28 FIPS: 191

Misdemeanor	3,003	▼	-8.2%	-268
Other	861	▲	-22.3%	-247
Protective Orders	158	▼	-13.7%	-25
GRAND TOTAL	19,501	▼	-11.8%	-2,601

* Compared to same time period as previous year

** Case Type Categories are defined in the 2017 Virginia Judicial Workload Assessment

The data reported reflect the case management system. The case types reported may not necessitate judicial involvement.

2024 Overall GRAND TOTAL		Distribution of Caseload			Change*		Percentage (%) of Caseload		
5,439	+270 5.2%	Criminal	1,059	19%	-3.1% ▼	-34	Criminal	2023 21.1%	2024 19.5%
2024	↑	Traffic	3,039	56%	12.4% ▲	+336	Traffic	52.3%	55.9%
2023		Civil	1,311	24%	-0.4% ▲	-5	Civil	25.5%	24.1%
		Civil Commitments	30	1%	-47.4% ▼	-27	Civil Commitments	1.1%	0.6%
		GRAND TOTAL	5,439	100%	5.2% ▲	+270	GRAND TOTAL	100%	100%

Dispositions by Division & Code

Division	Case Type Description	Code	Summary	Change	% Change	Absolute Change
Criminal	Misdemeanor	M	533	▼	-11.0%	-66
	Show Cause	SC	195	▲	+156.6%	+119
	Felony	F	173	▼	-31.1%	-78
	Capias	CA	132	▼	-2.9%	-4
	Civil Violation	CV	26	▼	-16.1%	-5
	Total			1,059	▼	-3.1%
Traffic	Infraction	I	1,953	▼	-6.0%	-125
	Show Cause	SC	579	▲	+382.5%	+459
	Misdemeanor	M	401	▼	-7.6%	-33
	Capias	CA	99	▲	+65.0%	+39
	Felony	F	6	▼	-40.0%	-4
	Civil Violation	CV	1	▲	-	+1
	Restricted Operators License	RL	0	▼	-100.0%	-1
	Total			3,039	▲	12.4%
Civil	Warrant in Debt	WD	823	▲	+15.4%	+110
	Garnishment	GA	235	▼	-23.9%	-74
	Other	OT	85	▲	-1.2%	-1
	Preliminary Protective Order	PP	44	▼	-2.2%	-1
	Protective Order	PO	31	▼	-24.4%	-10
	Unlawful Detainer	UD	22	▼	-29.0%	-9
	Bond Forfeiture	BF	17	▼	-51.4%	-18
	Impoundment	IM	15	▲	+50.0%	+5
	Detinue	DT	13	▲	+62.5%	+5
	Abstract	AJ	8	▼	-11.1%	-1
	Admin License	AL	7	▼	-53.3%	-8
	Overweight	OC	4	↔	-	-
	Motion for Judgment	MJ	3	▲	-	+3
	Show Cause	SC	3	▼	-70.0%	-7
	Tenants Assertion	TA	1	▲	-	+1
Total			1,311	▼	-0.4%	-5
Civil Commitments	Temporary Detention Order	TD	19	▼	-45.7%	-16
	Emergency Custody Order	EC	11	▼	-50.0%	-11
Total			30	▼	-47.4%	-27
GRAND TOTAL			5,439	▲	5.2%	+270

Dispositions by Major Case Category**

Category	Summary	Change	% Change	Absolute Change
Felony	179	▼	-31.4%	-82
Garnishment	235	▼	-23.9%	-74
General Civil	847	▲	+16.8%	+122
Infraction/Civil Violation	1,984	▲	-6.1%	-129
Landlord /Tenant	23	▲	-25.8%	-8
Misdemeanor	934	▼	-9.7%	-100
Other	1,162	▲	+90.5%	+552
Protective Orders	75	▼	-12.8%	-11

* Compared to same time period as previous year

** Case Type Categories are defined in the 2017 Virginia Judicial Workload Assessment

The data reported reflect the case management system. The case types reported may not necessitate judicial involvement.

CPSS - GCMS CASELOAD STATISTICS OF THE GENERAL DISTRICT COURTS
January 2024 thru December 2024 Dispositions (Compared to January 2023 thru December 2023)

<i>GRAND TOTAL</i>	5,439	▲	5.2%	+270
---------------------------	--------------	---	------	------

* Compared to same time period as previous year
** Case Type Categories are defined in the 2017 Virginia Judicial Workload Assessment
The data reported reflect the case management system. The case types reported may not necessitate judicial involvement.
1/14/2025 11:42:58AM Source: SCV-SQL-Information

2024 Overall GRAND TOTAL		Distribution of Caseload			Change*		Percentage (%) of Caseload		
2,283	-425 -15.7%	Criminal	725	32%	9.4% ▲	+62	Criminal	2023 24.5%	2024 31.8%
2024		Traffic	711	31%	-44.1% ▼	-560	Traffic	46.9%	31.1%
2023		Civil	680	30%	13.5% ▲	+81	Civil	22.1%	29.8%
		Civil Commitments	167	7%	-4.6% ▼	-8	Civil Commitments	6.5%	7.3%
		GRAND TOTAL	2,283	100%	-15.7% ▼	-425	GRAND TOTAL	100%	100%

Dispositions by Division & Code

Division	Case Type Description	Code	Summary	Change	% Change	Absolute Change
Criminal	Misdemeanor	M	376	▼	-3.1%	-12
	Felony	F	230	▲	+32.2%	+56
	Capias	CA	92	▲	+22.7%	+17
	Show Cause	SC	20	▲	+53.8%	+7
	Civil Violation	CV	5	▼	-58.3%	-7
	Restricted Operators License	RL	2	▲	+100.0%	+1
	Total			725	▲	9.4%
Traffic	Infraction	I	556	▼	-45.7%	-467
	Misdemeanor	M	137	▼	-37.2%	-81
	Capias	CA	17	▼	-32.0%	-8
	Felony	F	1	▼	-66.7%	-2
	Show Cause	SC	0	▼	-100.0%	-2
	Total			711	▼	-44.1%
Civil	Warrant in Debt	WD	314	▲	+29.8%	+72
	Garnishment	GA	155	▲	+25.0%	+31
	Show Cause	SC	70	▲	+337.5%	+54
	Other	OT	46	▼	-30.3%	-20
	Unlawful Detainer	UD	28	▼	-26.3%	-10
	Protective Order	PO	23	▼	-25.8%	-8
	Preliminary Protective Order	PP	17	▼	-15.0%	-3
	Impoundment	IM	14	▼	-62.2%	-23
	Detinue	DT	6	▼	-53.8%	-7
	Admin License	AL	3	▼	-72.7%	-8
	Interrogatory	IN	1	↔		-
	Overweight	OC	1	▲	-	+1
	Petition-Restore Arms	PR	1	▲	-	+1
	Restricted Operators License	RL	1	▲	-	+1
	Total			680	▲	13.5%
Civil Commitments	Mental Commitment	MC	105	▲	+29.6%	+24
	Temporary Detention Order	TD	41	▼	-29.3%	-17
	Emergency Custody Order	EC	17	▼	-45.2%	-14
	Other	OT	4	▼	-20.0%	-1
Total			167	▼	-4.6%	-8
GRAND TOTAL			2,283	▼	-15.7%	-425

Dispositions by Major Case Category**

Category	Summary	Change	% Change	Absolute Change
Felony	231	▼	+30.5%	+54
Garnishment	156	▲	+24.8%	+31
General Civil	327	▲	+21.1%	+57
Infraction/Civil Violation	562	▲	-45.7%	-473
Involuntary Civil Commitments	4	▼	-20.0%	-1
Landlord /Tenant	28	▼	-26.3%	-10
Misdemeanor	516	▲	-15.0%	-91
Other	419	▲	+4.8%	+19
Protective Orders	40	▼	-21.6%	-11

* Compared to same time period as previous year

** Case Type Categories are defined in the 2017 Virginia Judicial Workload Assessment

The data reported reflect the case management system. The case types reported may not necessitate judicial involvement.

<i>GRAND TOTAL</i>	2,283	▼	-15.7%	-425
---------------------------	--------------	---	--------	------

2024 Overall GRAND TOTAL		Distribution of Caseload			Change*		Percentage (%) of Caseload		
6,322	-425 -6.3%	Criminal	1,478	23%	1.0% ▲	+15	Criminal	2023 21.7%	2024 23.4%
2024		Traffic	2,841	45%	-18.9% ▼	-662	Traffic	51.9%	44.9%
2023		Civil	1,660	26%	24.4% ▲	+326	Civil	19.8%	26.3%
		Civil Commitments	343	5%	-23.3% ▼	-104	Civil Commitments	6.6%	5.4%
		GRAND TOTAL	6,322	100%	-6.3% ▼	-425	GRAND TOTAL	100%	100%

Dispositions by Division & Code

Division	Case Type Description	Code	Summary	Change	% Change	Absolute Change
Criminal	Misdemeanor	M	621	▲	+17.8%	+94
	Felony	F	404	▼	-13.5%	-63
	Show Cause	SC	292	▼	-6.1%	-19
	Capias	CA	138	▼	-4.2%	-6
	Civil Violation	CV	23	▲	+64.3%	+9
	Total			1,478	▲	1.0%
Traffic	Infraction	I	1,449	▼	-26.4%	-519
	Show Cause	SC	832	▼	-12.8%	-122
	Misdemeanor	M	441	▼	-1.1%	-5
	Capias	CA	88	▼	-18.5%	-20
	Felony	F	21	▲	+50.0%	+7
	Civil Violation	CV	5	▼	-50.0%	-5
	Restricted Operators License	RL	4	▲	+33.3%	+1
	Motion	MO	1	▲	-	+1
	Total			2,841	▼	-18.9%
Civil	Warrant in Debt	WD	934	▲	+44.4%	+287
	Garnishment	GA	332	▲	+2.8%	+9
	Other	OT	118	▲	+16.8%	+17
	Preliminary Protective Order	PP	72	▲	+41.2%	+21
	Unlawful Detainer	UD	62	▼	-19.5%	-15
	Bond Forfeiture	BF	49	▼	-18.3%	-11
	Protective Order	PO	31	▲	+72.2%	+13
	Overweight	OC	15	↔	-	-
	Admin License	AL	13	▲	+85.7%	+6
	Detinue	DT	11	↔	-	-
	Impoundment	IM	10	▲	+66.7%	+4
	Abstract	AJ	5	▼	-54.5%	-6
	Petition-Restore Arms	PR	3	▲	+200.0%	+2
	Interrogatory	IN	2	↔	-	-
	Motion for Judgment	MJ	1	▲	-	+1
	Show Cause	SC	1	▼	-66.7%	-2
	Tenants Assertion	TA	1	▲	-	+1
	Counter Claim	CC	0	▼	-100.0%	-1
	Total			1,660	▲	24.4%
Civil Commitments	Mental Commitment	MC	252	▼	-28.4%	-100
	Temporary Detention Order	TD	46	▼	-17.9%	-10
	Emergency Custody Order	EC	34	▲	+6.3%	+2
	Other	OT	11	▲	+57.1%	+4
Total			343	▼	-23.3%	-104
GRAND TOTAL			6,322	▼	-6.3%	-425

Dispositions by Major Case Category**

Category	Summary	Change	% Change	Absolute Change
Felony	425	▲	-11.6%	-56
Garnishment	334	▲	+2.8%	+9
General Civil	960	▲	+45.0%	+298
Infraction/Civil Violation	1,492	▼	-25.7%	-515

* Compared to same time period as previous year

** Case Type Categories are defined in the 2017 Virginia Judicial Workload Assessment

The data reported reflect the case management system. The case types reported may not necessitate judicial involvement.

CPSS - GCMS CASELOAD STATISTICS OF THE GENERAL DISTRICT COURTS

January 2024 thru December 2024 Dispositions (Compared to January 2023 thru December 2023)

District: 29 FIPS: 167

Involuntary Civil Commitments	11	▲	+57.1%	+4
Landlord /Tenant	63	▲	-18.2%	-14
Misdemeanor	1,066	▲	+9.2%	+90
Other	1,868	▲	-12.8%	-275
Protective Orders	103	▲	+49.3%	+34
GRAND TOTAL	6,322	▼	-6.3%	-425

* Compared to same time period as previous year

** Case Type Categories are defined in the 2017 Virginia Judicial Workload Assessment

The data reported reflect the case management system. The case types reported may not necessitate judicial involvement.

2024 Overall GRAND TOTAL		Distribution of Caseload			Change*		Percentage (%) of Caseload		
10,185	+309 3.1%	Criminal	2,763	27%	1.8% ▲	+48	Criminal	2023 27.5%	2024 27.1%
2024		Traffic	4,965	49%	3.5% ▲	+167	Traffic	48.6%	48.7%
2023		Civil	2,319	23%	4.2% ▲	+93	Civil	22.5%	22.8%
		Civil Commitments	138	1%	0.7% ▲	+1	Civil Commitments	1.4%	1.4%
		GRAND TOTAL	10,185	100%	3.1% ▲	+309	GRAND TOTAL	100%	100%

Dispositions by Division & Code

Division	Case Type Description	Code	Summary	Change	% Change	Absolute Change
Criminal	Misdemeanor	M	1,721	▲	+6.2%	+100
	Felony	F	593	▼	-1.0%	-6
	Capias	CA	289	▼	-13.2%	-44
	Civil Violation	CV	108	▼	-0.9%	-1
	Show Cause	SC	50	▼	-5.7%	-3
	Restricted Operators License	RL	2	▲	-	+2
	Total			2,763	▲	1.8%
Traffic	Infraction	I	3,920	▲	+2.4%	+93
	Misdemeanor	M	937	▲	+6.8%	+60
	Capias	CA	75	▲	+25.0%	+15
	Felony	F	18	▼	-10.0%	-2
	Show Cause	SC	9	▼	-18.2%	-2
	Civil Violation	CV	4	▲	+300.0%	+3
	Restricted Operators License	RL	2	↔	-	-
Total			4,965	▲	3.5%	+167
Civil	Warrant in Debt	WD	966	▲	+28.1%	+212
	Garnishment	GA	539	▼	-2.2%	-12
	Unlawful Detainer	UD	222	▼	-8.6%	-21
	Other	OT	211	▼	-0.9%	-2
	Bond Forfeiture	BF	85	▼	-22.7%	-25
	Preliminary Protective Order	PP	81	▲	+19.1%	+13
	Detinue	DT	79	▼	-31.9%	-37
	Protective Order	PO	41	▲	+70.8%	+17
	Impoundment	IM	34	▼	-35.8%	-19
	Admin License	AL	26	▼	-33.3%	-13
	Abstract	AJ	12	↔	-	-
	Interrogatory	IN	6	▼	-53.8%	-7
	Show Cause	SC	6	▼	-33.3%	-3
	Petition-Restore Arms	PR	5	▲	+400.0%	+4
	Motion for Judgment	MJ	3	▼	-70.0%	-7
	Counter Claim	CC	1	▼	-80.0%	-4
	Petition to Require Blood Test	BT	1	▲	-	+1
Tenants Assertion	TA	1	▼	-75.0%	-3	
Overweight	OC	0	▼	-100.0%	-1	
Total			2,319	▲	4.2%	+93
Civil Commitments	Temporary Detention Order	TD	83	▼	-7.8%	-7
	Emergency Custody Order	EC	53	▲	+23.3%	+10
	Medical Emergency Temporary Detention Order	MT	1	↔	-	-
	Mental Commitment	MC	1	▼	-66.7%	-2
Total			138	▲	0.7%	+1
GRAND TOTAL			10,185	▲	3.1%	+309

Dispositions by Major Case Category**

Category	Summary	Change	% Change	Absolute Change
Felony	611	▼	-1.3%	-8
Garnishment	545	▼	-3.4%	-19
General Civil	1,062	▲	+18.5%	+166

* Compared to same time period as previous year

** Case Type Categories are defined in the 2017 Virginia Judicial Workload Assessment

The data reported reflect the case management system. The case types reported may not necessitate judicial involvement.

CPSS - GCMS CASELOAD STATISTICS OF THE GENERAL DISTRICT COURTS

January 2024 thru December 2024 Dispositions (Compared to January 2023 thru December 2023)

District: 29 FIPS: 185

Infraction/Civil Violation	4,032	▲	+2.4%	+94
Landlord /Tenant	223	▼	-9.7%	-24
Misdemeanor	2,662	▲	+6.5%	+162
Other	928	▲	-9.0%	-92
Protective Orders	122	▲	+32.6%	+30
GRAND TOTAL	10,185	▲	3.1%	+309

* Compared to same time period as previous year

** Case Type Categories are defined in the 2017 Virginia Judicial Workload Assessment

The data reported reflect the case management system. The case types reported may not necessitate judicial involvement.

2024 Overall GRAND TOTAL		Distribution of Caseload			Change*		Percentage (%) of Caseload		
5,337	-217 -3.9%	Criminal	1,077	20%	-21.0% ▼	-287	Criminal	2023 24.6%	2024 20.2%
2024		Traffic	3,175	59%	-3.6% ▼	-117	Traffic	59.3%	59.5%
2023		Civil	1,028	19%	23.7% ▲	+197	Civil	15.0%	19.3%
		Civil Commitments	57	1%	-14.9% ▼	-10	Civil Commitments	1.2%	1.1%
		GRAND TOTAL	5,337	100%	-3.9% ▼	-217	GRAND TOTAL	100%	100%

Dispositions by Division & Code

Division	Case Type Description	Code	Summary	Change	% Change	Absolute Change
Criminal	Misdemeanor	M	666	▼	-11.0%	-82
	Felony	F	271	▼	-30.5%	-119
	Capias	CA	85	▼	-29.2%	-35
	Show Cause	SC	40	▼	-38.5%	-25
	Civil Violation	CV	14	▼	-65.0%	-26
	Restricted Operators License	RL	1	↔		-
	Total			1,077	▼	-21.0%
Traffic	Infraction	I	2,581	▼	-3.9%	-105
	Misdemeanor	M	530	▲	+0.4%	+2
	Capias	CA	32	▼	-15.8%	-6
	Show Cause	SC	20	▼	-25.9%	-7
	Felony	F	9	▼	-10.0%	-1
	Restricted Operators License	RL	2	↔		-
	Civil Violation	CV	1	↔		-
Total			3,175	▼	-3.6%	-117
Civil	Warrant in Debt	WD	448	▲	+62.3%	+172
	Garnishment	GA	216	▲	+4.9%	+10
	Other	OT	122	▲	+24.5%	+24
	Unlawful Detainer	UD	77	▼	-6.1%	-5
	Preliminary Protective Order	PP	71	▲	+31.5%	+17
	Protective Order	PO	58	▲	+18.4%	+9
	Detinue	DT	10	▼	-16.7%	-2
	Admin License	AL	5	▲	+150.0%	+3
	Impoundment	IM	5	▼	-16.7%	-1
	Overweight	OC	5	▼	-72.2%	-13
	Interrogatory	IN	3	▲	+200.0%	+2
	Show Cause	SC	3	▼	-78.6%	-11
	Motion for Judgment	MJ	2	↔		-
	Restricted Operators License	RL	2	▲	-	+2
	Capias	CA	1	↔		-
	Abstract	AJ	0	▼	-100.0%	-5
	Petition-Restore Arms	PR	0	▼	-100.0%	-4
Tenants Assertion	TA	0	▼	-100.0%	-1	
Total			1,028	▲	23.7%	+197
Civil Commitments	Emergency Custody Order	EC	36	▼	-7.7%	-3
	Temporary Detention Order	TD	21	▼	-22.2%	-6
	Medical Emergency Custody Order	ME	0	▼	-100.0%	-1
Total			57	▼	-14.9%	-10
GRAND TOTAL			5,337	▼	-3.9%	-217

Dispositions by Major Case Category**

Category	Summary	Change	% Change	Absolute Change
Felony	280	▼	-30.0%	-120
Garnishment	219	▲	+5.8%	+12
General Civil	466	▼	+55.3%	+166
Infraction/Civil Violation	2,601	▼	-5.2%	-144
Landlord /Tenant	77	▼	-7.2%	-6

* Compared to same time period as previous year

** Case Type Categories are defined in the 2017 Virginia Judicial Workload Assessment

The data reported reflect the case management system. The case types reported may not necessitate judicial involvement.

CPSS - GCMS CASELOAD STATISTICS OF THE GENERAL DISTRICT COURTS

January 2024 thru December 2024 Dispositions (Compared to January 2023 thru December 2023)

District: 30 FIPS: 105

Misdemeanor	1,201	▲	-6.1%	-78
Other	364	▼	-16.7%	-73
Protective Orders	129	▲	+25.2%	+26
GRAND TOTAL	5,337	▼	-3.9%	-217

* Compared to same time period as previous year

** Case Type Categories are defined in the 2017 Virginia Judicial Workload Assessment

The data reported reflect the case management system. The case types reported may not necessitate judicial involvement.

2024 Overall GRAND TOTAL		Distribution of Caseload			Change*		Percentage (%) of Caseload			
7,654	+544 7.7%	Criminal	1,218	16%	-15.6%	▼	-225	Criminal	20.3%	15.9%
2024	↑	Traffic	5,608	73%	13.2%	▲	+653	Traffic	69.7%	73.3%
2023		Civil	788	10%	14.4%	▲	+99	Civil	9.7%	10.3%
		Civil Commitments	40	1%	73.9%	▲	+17	Civil Commitments	0.3%	0.5%
		GRAND TOTAL	7,654	100%	7.7%	▲	+544	GRAND TOTAL	100%	100%

Dispositions by Division & Code

Division	Case Type Description	Code	Summary	Change	% Change	Absolute Change
Criminal	Misdemeanor	M	680	▼	-11.3%	-87
	Felony	F	370	▼	-19.0%	-87
	Capias	CA	95	▼	-26.4%	-34
	Show Cause	SC	40	▼	-25.9%	-14
	Civil Violation	CV	33	↔		-
	Restricted Operators License	RL	0	▼	-100.0%	-3
	Total			1,218	▼	-15.6%
Traffic	Infraction	I	4,607	▲	+17.6%	+690
	Misdemeanor	M	936	▼	-0.4%	-4
	Capias	CA	27	▼	-38.6%	-17
	Show Cause	SC	22	▼	-21.4%	-6
	Felony	F	11	▼	-38.9%	-7
	Civil Violation	CV	5	▼	-37.5%	-3
	Total			5,608	▲	13.2%
Civil	Warrant in Debt	WD	382	▲	+46.4%	+121
	Garnishment	GA	244	▲	+27.1%	+52
	Other	OT	49	▼	-36.4%	-28
	Unlawful Detainer	UD	38	▼	-36.7%	-22
	Preliminary Protective Order	PP	31	▼	-24.4%	-10
	Admin License	AL	12	▲	+33.3%	+3
	Protective Order	PO	12	▼	-20.0%	-3
	Detinue	DT	10	▲	+100.0%	+5
	Restricted Operators License	RL	4	▼	-33.3%	-2
	Abstract	AJ	3	▲	+200.0%	+2
	Impoundment	IM	1	▼	-88.9%	-8
	Overweight	OC	1	▼	-66.7%	-2
	Petition-Restore Arms	PR	1	▲	-	+1
	Emergency Substantial Risk Order	SR	0	▼	-100.0%	-1
	Interrogatory	IN	0	▼	-100.0%	-5
	Motion for Judgment	MJ	0	▼	-100.0%	-1
	Show Cause	SC	0	▼	-100.0%	-3
Total			788	▲	14.4%	+99
Civil Commitments	Emergency Custody Order	EC	21	▲	+50.0%	+7
	Temporary Detention Order	TD	18	▲	+100.0%	+9
	Mental Commitment	MC	1	▲	-	+1
Total			40	▲	73.9%	+17
GRAND TOTAL			7,654	▲	7.7%	+544

Dispositions by Major Case Category**

Category	Summary	Change	% Change	Absolute Change
Felony	381	▼	-19.8%	-94
Garnishment	244	▼	+23.9%	+47
General Civil	397	▲	+44.4%	+122
Infraction/Civil Violation	4,646	▼	+17.3%	+685
Landlord /Tenant	38	▼	-36.7%	-22
Misdemeanor	1,620	▼	-5.6%	-96

* Compared to same time period as previous year
 ** Case Type Categories are defined in the 2017 Virginia Judicial Workload Assessment
 The data reported reflect the case management system. The case types reported may not necessitate judicial involvement.
 1/14/2025 11:42:58AM Source: SCV-SQL-Information

CPSS - GCMS CASELOAD STATISTICS OF THE GENERAL DISTRICT COURTS

January 2024 thru December 2024 Dispositions (Compared to January 2023 thru December 2023)

Scott

District: 30 FIPS: 169

New to Workload Study	0	▼	-100.0%	-1
Other	285	▲	-22.8%	-84
Protective Orders	43	▼	-23.2%	-13
GRAND TOTAL	7,654	▲	7.7%	+544

* Compared to same time period as previous year

** Case Type Categories are defined in the 2017 Virginia Judicial Workload Assessment

The data reported reflect the case management system. The case types reported may not necessitate judicial involvement.

2024 Overall GRAND TOTAL		Distribution of Caseload			Change*		Percentage (%) of Caseload		
11,401	+380 3.4%	Criminal	2,744	24%	-10.4% ▼	-317	Criminal	2023 27.8%	2024 24.1%
2024		Traffic	5,928	52%	7.1% ▲	+394	Traffic	50.2%	52.0%
2023		Civil	2,638	23%	14.1% ▲	+325	Civil	21.0%	23.1%
		Civil Commitments	91	1%	-19.5% ▼	-22	Civil Commitments	1.0%	0.8%
		GRAND TOTAL	11,401	100%	3.4% ▲	+380	GRAND TOTAL	100%	100%

Dispositions by Division & Code

Division	Case Type Description	Code	Summary	Change	% Change	Absolute Change
Criminal	Misdemeanor	M	1,755	▼	-4.3%	-79
	Felony	F	399	▼	-29.8%	-169
	Capias	CA	351	▼	-14.6%	-60
	Show Cause	SC	209	▼	-0.5%	-1
	Civil Violation	CV	30	▼	-21.1%	-8
	Total			2,744	▼	-10.4%
Traffic	Infraction	I	4,350	▲	+9.9%	+391
	Misdemeanor	M	1,420	▲	+1.9%	+26
	Show Cause	SC	75	▼	-14.8%	-13
	Capias	CA	64	▼	-14.7%	-11
	Felony	F	17	▲	+6.3%	+1
	Civil Violation	CV	2	↔		-
	Total			5,928	▲	7.1%
Civil	Warrant in Debt	WD	1,075	▲	+50.8%	+362
	Garnishment	GA	727	▲	+8.0%	+54
	Other	OT	268	▼	-11.8%	-36
	Unlawful Detainer	UD	254	▼	-13.3%	-39
	Preliminary Protective Order	PP	96	▲	+7.9%	+7
	Protective Order	PO	84	▲	+40.0%	+24
	Show Cause	SC	28	▼	-12.5%	-4
	Detinue	DT	27	▼	-22.9%	-8
	Admin License	AL	22	▲	+69.2%	+9
	Impoundment	IM	17	▼	-51.4%	-18
	Bond Forfeiture	BF	8	▼	-60.0%	-12
	Motion for Judgment	MJ	7	↔		-
	Abstract	AJ	6	▲	-	+6
	Interrogatory	IN	6	▲	-	+6
	Tenants Assertion	TA	6	▲	+200.0%	+4
	Overweight	OC	3	▼	-76.9%	-10
	Restricted Operators License	RL	3	▼	-25.0%	-1
	Capias	CA	1	▼	-94.1%	-16
Petition-Restore Arms	PR	0	▼	-100.0%	-3	
Total			2,638	▲	14.1%	+325
Civil Commitments	Emergency Custody Order	EC	52	▼	-8.8%	-5
	Temporary Detention Order	TD	35	▼	-5.4%	-2
	Medical Emergency Temporary Detention Order	MT	2	▲	-	+2
	Medical Emergency Custody Order	ME	1	▲	-	+1
	Other	OT	1	▲	-	+1
	Mental Commitment	MC	0	▼	-100.0%	-18
	Petition	PT	0	▼	-100.0%	-1
Total			91	▼	-19.5%	-22
GRAND TOTAL			11,401	▲	3.4%	+380

Dispositions by Major Case Category**

Category	Summary	Change	% Change	Absolute Change
Felony	416	▼	-28.8%	-168
Garnishment	733	▲	+8.9%	+60

* Compared to same time period as previous year

** Case Type Categories are defined in the 2017 Virginia Judicial Workload Assessment

The data reported reflect the case management system. The case types reported may not necessitate judicial involvement.

CPSS - GCMS CASELOAD STATISTICS OF THE GENERAL DISTRICT COURTS

January 2024 thru December 2024 Dispositions (Compared to January 2023 thru December 2023)

District: 30 FIPS: 195

General Civil	1,146	▼	+39.9%	+327
Infraction/Civil Violation	4,385	▼	+9.3%	+373
Involuntary Civil Commitments	1	▲		0
Landlord /Tenant	260	▲	-11.9%	-35
Misdemeanor	3,178	▼	-1.7%	-54
Other	1,102	▲	-12.3%	-154
Protective Orders	180	▲	+20.8%	+31
GRAND TOTAL	11,401	▲	3.4%	+380

* Compared to same time period as previous year

** Case Type Categories are defined in the 2017 Virginia Judicial Workload Assessment

The data reported reflect the case management system. The case types reported may not necessitate judicial involvement.

2024 Overall GRAND TOTAL		Distribution of Caseload			Change*		Percentage (%) of Caseload		
121,974	+14,332 13.3%	Criminal	20,048	16%	15.3% ▲	+2,661	Criminal	2023 16.2%	2024 16.4%
2024	↑	Traffic	70,861	58%	12.5% ▲	+7,872	Traffic	58.5%	58.1%
2023		Civil	29,944	25%	14.2% ▲	+3,731	Civil	24.4%	24.5%
		Civil Commitments	1,121	1%	6.5% ▲	+68	Civil Commitments	1.0%	0.9%
		GRAND TOTAL	121,974	100%	13.3% ▲	+14,332	GRAND TOTAL	100%	100%

Dispositions by Division & Code

Division	Case Type Description	Code	Summary	Change	% Change	Absolute Change
Criminal	Misdemeanor	M	10,031	▲	+11.9%	+1,065
	Felony	F	4,700	▲	+10.0%	+429
	Capias	CA	3,807	▲	+34.0%	+966
	Show Cause	SC	930	▲	+16.3%	+130
	Civil Violation	CV	580	▲	+13.9%	+71
	Total			20,048	▲	15.3%
Traffic	Infraction	I	57,732	▲	+13.0%	+6,642
	Misdemeanor	M	12,225	▲	+9.1%	+1,019
	Capias	CA	276	▲	+33.3%	+69
	Civil Violation	CV	231	▲	+84.8%	+106
	Felony	F	196	▼	-9.7%	-21
	Other	O	119	▲	+98.3%	+59
	Show Cause	SC	61	▲	+3.4%	+2
	Restricted Operators License	RL	21	▼	-16.0%	-4
	Total			70,861	▲	12.5%
Civil	Warrant in Debt	WD	13,114	▲	+34.4%	+3,355
	Garnishment	GA	7,740	▲	+7.9%	+568
	Unlawful Detainer	UD	4,831	▲	+1.6%	+77
	Admin License	AL	913	▼	-6.6%	-65
	Other	OT	552	▼	-7.1%	-42
	Zoning Violation	ZO	524	▼	-10.3%	-60
	Show Cause	SC	457	▼	-12.5%	-65
	Preliminary Protective Order	PP	455	▲	+0.4%	+2
	Protective Order	PO	382	▼	-0.3%	-1
	Interrogatory	IN	326	▼	-12.1%	-45
	Abstract	AJ	252	▲	+19.4%	+41
	Impoundment	IM	160	▲	+8.8%	+13
	Overweight	OC	56	▼	-17.6%	-12
	Detinue	DT	43	▼	-25.9%	-15
	Counter Claim	CC	37	▼	-19.6%	-9
	Tenants Assertion	TA	34	▲	+3.0%	+1
	Motion for Judgment	MJ	19	▼	-17.4%	-4
	Capias	CA	12	▼	-47.8%	-11
	Bond Forfeiture	BF	11	▲	+57.1%	+4
	Motor Carrier	MC	10	▼	-23.1%	-3
	Petition-Restore Arms	PR	8	▲	+14.3%	+1
	Third Party Claim	TH	5	▲	+150.0%	+3
	Petition to Require Blood Test	BT	2	▲	-	+2
	Restricted Operators License	RL	1	▼	-75.0%	-3
	Mechanic's Lien	ML	0	▼	-100.0%	-1
	Total			29,944	▲	14.2%
Civil Commitments	Temporary Detention Order	TD	530	▲	+4.7%	+24
	Mental Commitment	MC	457	▲	+23.2%	+86
	Emergency Custody Order	EC	114	▼	-26.9%	-42
	Petition	PT	16	▲	+220.0%	+11
	Medical Emergency Custody Order	ME	2	▼	-66.7%	-4
	Medical Emergency Temporary Detention Order	MT	2	▼	-71.4%	-5
	Other	OT	0	▼	-100.0%	-2
Total			1,121	▲	6.5%	+68
GRAND TOTAL			121,974	▲	13.3%	+14,332

* Compared to same time period as previous year ** Case Type Categories are defined in the 2017 Virginia Judicial Workload Assessment
 The data reported reflect the case management system. The case types reported may not necessitate judicial involvement.
 1/14/2025 11:42:58AM Source: SCV-SQL-Information

Dispositions by Major Case Category**

Category	Summary	Change	% Change	Absolute Change
Felony	4,896	▲	+9.1%	+408
Garnishment	8,066	▼	+6.9%	+523
General Civil	13,513	▼	+32.9%	+3,342
Infraction/Civil Violation	58,728	▲	+13.2%	+6,863
Involuntary Civil Commitments	16	▲	+128.6%	+9
Landlord /Tenant	4,865	▲	+1.6%	+78
Misdemeanor	22,802	▼	+9.7%	+2,017
Other	8,251	▲	+15.2%	+1,091
Protective Orders	837	▲	+0.1%	+1
GRAND TOTAL	121,974	▲	13.3%	+14,332

* Compared to same time period as previous year

** Case Type Categories are defined in the 2017 Virginia Judicial Workload Assessment

The data reported reflect the case management system. The case types reported may not necessitate judicial involvement.

2024 Overall GRAND TOTAL		Distribution of Caseload			Change*		Percentage (%) of Caseload			
15,040	+1,686 12.6%	Criminal	1,168	8%	-0.4%	▼	-5	Criminal	2023: 8.8%	2024: 7.8%
2024	↑	Traffic	10,852	72%	20.1%	▲	+1,813	Traffic	67.7%	72.2%
2023		Civil	2,935	20%	-4.1%	▲	-124	Civil	22.9%	19.5%
		Civil Commitments	85	1%	2.4%	▲	+2	Civil Commitments	0.6%	0.6%
		GRAND TOTAL	15,040	100%	12.6%	▲	+1,686	GRAND TOTAL	100%	100%

Dispositions by Division & Code

Division	Case Type Description	Code	Summary	Change	% Change	Absolute Change
Criminal	Misdemeanor	M	790	▲	+13.3%	+93
	Felony	F	218	▼	-27.6%	-83
	Show Cause	SC	77	▼	-1.3%	-1
	Capias	CA	62	▼	-16.2%	-12
	Civil Violation	CV	21	▼	-8.7%	-2
	Total			1,168	▼	-0.4%
Traffic	Infraction	I	7,982	▲	+12.8%	+903
	Misdemeanor	M	2,760	▲	+47.7%	+891
	Capias	CA	64	▲	+14.3%	+8
	Felony	F	23	▲	+64.3%	+9
	Show Cause	SC	21	▲	+10.5%	+2
	Civil Violation	CV	2	↔		-
	Total			10,852	▲	20.1%
Civil	Warrant in Debt	WD	1,228	▼	-2.5%	-31
	Garnishment	GA	1,133	▲	+0.5%	+6
	Unlawful Detainer	UD	169	▼	-20.3%	-43
	Other	OT	129	▲	+0.8%	+1
	Detinue	DT	95	▲	+6.7%	+6
	Preliminary Protective Order	PP	49	▼	-10.9%	-6
	Protective Order	PO	39	▼	-31.6%	-18
	Admin License	AL	28	▲	+12.0%	+3
	Abstract	AJ	25	▼	-24.2%	-8
	Impoundment	IM	14	▲	+40.0%	+4
	Overweight	OC	11	▼	-77.6%	-38
	Counter Claim	CC	3	▼	-57.1%	-4
	Interrogatory	IN	3	▲	+50.0%	+1
	Capias	CA	2	▲	-	+2
	Motion for Judgment	MJ	2	▲	-	+2
	Tenants Assertion	TA	2	↔		-
	Restricted Operators License	RL	1	▼	-50.0%	-1
	Show Cause	SC	1	↔		-
	Third Party Claim	TH	1	↔		-
Total			2,935	▼	-4.1%	-124
Civil Commitments	Temporary Detention Order	TD	58	▼	-4.9%	-3
	Emergency Custody Order	EC	26	▲	+23.8%	+5
	Mental Commitment	MC	1	↔		-
Total			85	▲	2.4%	+2
GRAND TOTAL			15,040	▲	12.6%	+1,686

Dispositions by Major Case Category**

Category	Summary	Change	% Change	Absolute Change
Felony	241	▲	-23.5%	-74
Garnishment	1,136	▲	+0.6%	+7
General Civil	1,332	▲	-1.7%	-23
Infraction/Civil Violation	8,016	▼	+12.1%	+863
Landlord /Tenant	171	▼	-20.1%	-43
Misdemeanor	3,551	▲	+38.3%	+983

* Compared to same time period as previous year

** Case Type Categories are defined in the 2017 Virginia Judicial Workload Assessment

The data reported reflect the case management system. The case types reported may not necessitate judicial involvement.

CPSS - GCMS CASELOAD STATISTICS OF THE GENERAL DISTRICT COURTS

January 2024 thru December 2024 Dispositions (Compared to January 2023 thru December 2023)

Other	505	▲	-0.6%	-3
Protective Orders	88	▼	-21.4%	-24
GRAND TOTAL	15,040	▲	12.6%	+1,686

* Compared to same time period as previous year

** Case Type Categories are defined in the 2017 Virginia Judicial Workload Assessment

The data reported reflect the case management system. The case types reported may not necessitate judicial involvement.

2024 Overall GRAND TOTAL		Distribution of Caseload			Change*		Percentage (%) of Caseload		
30,454	+1,361 4.7%	Criminal	720	2%	-1.9% ▼	-14	Criminal	2023 2.5%	2024 2.4%
2024	↑	Traffic	28,895	95%	5.4% ▲	+1,474	Traffic	94.3%	94.9%
2023		Civil	821	3%	-7.8% ▼	-69	Civil	3.1%	2.7%
		Civil Commitments	18	0%	-62.5% ▼	-30	Civil Commitments	0.2%	0.1%
		GRAND TOTAL	30,454	100%	4.7% ▲	+1,361	GRAND TOTAL	100%	100%

Dispositions by Division & Code

Division	Case Type Description	Code	Summary	Change	% Change	Absolute Change
Criminal	Misdemeanor	M	462	▼	-0.9%	-4
	Felony	F	167	▲	+1.8%	+3
	Show Cause	SC	37	▼	-19.6%	-9
	Capias	CA	27	▼	-43.8%	-21
	Civil Violation	CV	27	▲	+170.0%	+17
	Total			720	▼	-1.9%
Traffic	Infraction	I	24,083	▲	+5.1%	+1,159
	Misdemeanor	M	4,659	▲	+7.2%	+311
	Capias	CA	113	▼	-5.8%	-7
	Show Cause	SC	28	▲	+64.7%	+11
	Felony	F	12	↔		-
	Total			28,895	▲	5.4%
Civil	Warrant in Debt	WD	360	▲	+3.4%	+12
	Garnishment	GA	269	▼	-12.1%	-37
	Unlawful Detainer	UD	68	▼	-9.3%	-7
	Other	OT	50	▼	-34.2%	-26
	Preliminary Protective Order	PP	20	▲	+66.7%	+8
	Admin License	AL	19	▲	+5.6%	+1
	Protective Order	PO	17	▲	+30.8%	+4
	Detinue	DT	6	↔		-
	Abstract	AJ	5	▼	-72.2%	-13
	Impoundment	IM	5	▼	-54.5%	-6
	Interrogatory	IN	2	▼	-50.0%	-2
	Bond Forfeiture	BF	0	▼	-100.0%	-1
	Overweight	OC	0	▼	-100.0%	-1
	Show Cause	SC	0	▼	-100.0%	-1
	Total			821	▼	-7.8%
Civil Commitments	Temporary Detention Order	TD	12	▼	-65.7%	-23
	Emergency Custody Order	EC	6	▼	-45.5%	-5
	Mental Commitment	MC	0	▼	-100.0%	-1
	Other	OT	0	▼	-100.0%	-1
	Total			18	▼	-62.5%
GRAND TOTAL			30,454	▲	4.7%	+1,361

Dispositions by Major Case Category**

Category	Summary	Change	% Change	Absolute Change
Felony	179	▲	+1.7%	+3
Garnishment	271	▼	-12.6%	-39
General Civil	369	▲	+3.4%	+12
Infraction/Civil Violation	24,110	▲	+5.1%	+1,175
Involuntary Civil Commitments	0	▼	-100.0%	-1
Landlord /Tenant	68	▼	-9.3%	-7
Misdemeanor	5,121	▲	+6.4%	+307
Other	299	▼	-25.3%	-101
Protective Orders	37	▲	+48.0%	+12

* Compared to same time period as previous year

** Case Type Categories are defined in the 2017 Virginia Judicial Workload Assessment

The data reported reflect the case management system. The case types reported may not necessitate judicial involvement.

<i>GRAND TOTAL</i>	30,454	▲	4.7%	+1,361
---------------------------	---------------	---	------	--------
