



2024 Overall GRAND TOTAL	Distribution of Caseload			Change*		Percentage (%) of Caseload		
1,821,178 +124,485	Criminal	238,618	13%	4.4% ▲	+9,968	Criminal	2023 13.5%	2024 13.1%
	Traffic	1,044,792	57%	8.4% ▲	+81,367	Traffic	56.8%	57.4%
2024 	Civil	499,400	27%	6.7% ▲	+31,543	Civil	27.6%	27.4%
2023 	Civil Commitments	38,368	2%	4.4% ▲	+1,607	Civil Commitments	2.2%	2.1%
	GRAND TOTAL	1,821,178	100%	7.3% ▲	+124,485	GRAND TOTAL	100%	100%

Filings by Division & Code

Division	Case Type Description	Code	Summary	Change	% Change	Absolute Change
Criminal	Misdemeanor	M	138,948	▲	+7.2%	+9,297
	Felony	F	62,856	▼	-1.9%	-1,246
	Capias	CA	20,321	▲	+8.0%	+1,505
	Show Cause	SC	10,343	▲	+3.6%	+356
	Civil Violation	CV	5,948	▲	+1.3%	+75
	Motion	MO	115	▼	-12.2%	-16
	Restricted Operators License	RL	87	▼	-3.3%	-3
	Total			238,618	▲	4.4%
Traffic	Infraction	I	828,074	▲	+9.1%	+68,776
	Misdemeanor	M	193,762	▲	+6.4%	+11,575
	Capias	CA	7,104	▼	-0.3%	-19
	Show Cause	SC	5,510	▲	+13.3%	+646
	Civil Violation	CV	3,480	▲	+30.7%	+817
	Felony	F	3,102	▲	+6.6%	+191
	Other	O	3,086	▼	-10.5%	-362
	Restricted Operators License	RL	353	▼	-27.4%	-133
	Motion	MO	321	▼	-27.9%	-124
Total			1,044,792	▲	8.4%	+81,367
Civil	Warrant in Debt	WD	194,986	▲	+24.5%	+38,425
	Garnishment	GA	129,427	▼	-0.8%	-1,042
	Unlawful Detainer	UD	100,207	▼	-2.5%	-2,544
	Other	OT	15,916	▼	-1.3%	-213
	Admin License	AL	9,585	▲	+0.9%	+83
	Preliminary Protective Order	PP	9,469	▲	+2.8%	+258
	Protective Order	PO	7,295	▲	+6.7%	+458
	Show Cause	SC	5,365	▼	-8.1%	-471
	Detinue	DT	5,070	▼	-15.0%	-895
	Motion for Judgment	MJ	4,478	▼	-19.5%	-1,086
	Interrogatory	IN	4,401	▲	+1.9%	+82
	Abstract	AJ	3,933	▼	-17.9%	-856
	Impoundment	IM	2,869	▲	+1.2%	+34
	Bond Forfeiture	BF	2,764	▲	+0.1%	+3
	Zoning Violation	ZO	1,097	▼	-29.9%	-467
	Tenants Assertion	TA	802	▲	+3.4%	+26
	Overweight	OC	506	▼	-15.2%	-91
	Counter Claim	CC	489	▼	-15.3%	-88
	Capias	CA	185	▼	-22.3%	-53
	Petition-Restore Arms	PR	184	▼	-12.4%	-26
	Motor Carrier	MC	166	▲	+0.6%	+1
	Interrogatory-Not	IC	99	▲	+17.9%	+15
	Restricted Operators License	RL	37	▼	-21.3%	-10
	Third Party Claim	TH	31	▼	-26.2%	-11
	Cross Claim	CR	15	▲	+36.4%	+4
	Mechanic's Lien	ML	8	↔		-
	Detinue Seizure	DZ	6	▲	+500.0%	+5
	Petition to Require Blood Test	BT	6	▲	+20.0%	+1
	Distress Seizure	DS	2	▲	+100.0%	+1
	Attachment	AT	1	▲	-	+1
	Emergency Substantial Risk Order	SR	1	▼	-50.0%	-1
Total			499,400	▲	6.7%	+31,543
Civil Commitments	Mental Commitment	MC	16,484	▲	+4.2%	+663
	Temporary Detention Order	TD	12,338	▲	+2.3%	+281

* Compared to same time period as previous year

** Case Type Categories are defined in the 2017 Virginia Judicial Workload Assessment



			Summary	Change	% Change	Absolute Change
Civil Commitments	Emergency Custody Order	EC	5,808	▲	+1.9%	+107
	Other	OT	3,224	▲	+21.9%	+579
	Medical Emergency Temporary Detention Order	MT	281	▼	-8.2%	-25
	Petition	PT	217	▲	+5.3%	+11
	Medical Emergency Custody Order	ME	16	▼	-36.0%	-9
	Total			38,368	▲	4.4%
GRAND TOTAL			1,821,178	▲	7.3%	+124,485

Filings by Major Case Category**

Category	Summary	Change	% Change	Absolute Change	
Felony	65,958	▲	-1.6%	-1,055	
Garnishment	133,828	▲	-0.7%	-960	
General Civil	207,111	▲	+21.2%	+36,297	
Infraction/Civil Violation	841,260	▲	+9.0%	+69,216	
Involuntary Civil Commitments	3,441	▲	+20.7%	+590	
Landlord /Tenant	101,009	▲	-2.4%	-2,518	
Misdemeanor	334,284	▼	+6.5%	+20,259	
New to Workload Study	1	▼	-50.0%	-1	
Other	117,522	▲	+1.7%	+1,941	
Protective Orders	16,764	▲	+4.5%	+716	
GRAND TOTAL		1,821,178	▲	7.3%	+124,485

* Compared to same time period as previous year

** Case Type Categories are defined in the 2017 Virginia Judicial Workload Assessment
 Source: SCV-SQL-Information

2024 Overall GRAND TOTAL		Distribution of Caseload			Change*		Percentage (%) of Caseload		
39,386	+1,670	Criminal	4,844	12%	-1.1% ▼	-55	Criminal	2023	2024
		Traffic	12,885	33%	10.7% ▲	+1,250	Traffic	13.0%	12.3%
		Civil	20,781	53%	2.0% ▲	+406	Civil	30.8%	32.7%
		Civil Commitments	876	2%	8.6% ▲	+69	Civil Commitments	54.0%	52.8%
		GRAND TOTAL	39,386	100%	4.4% ▲	+1,670	GRAND TOTAL	2.1%	2.2%
							GRAND TOTAL	100%	100%

Filings by Division & Code

Division	Case Type Description	Code	Summary	Change	% Change	Absolute Change
Criminal	Misdemeanor	M	2,468	▲	+4.7%	+110
	Felony	F	1,753	▼	-11.2%	-222
	Capias	CA	483	▲	+20.8%	+83
	Show Cause	SC	103	▼	-18.3%	-23
	Civil Violation	CV	36	▼	-10.0%	-4
	Restricted Operators License	RL	1	▲	-	+1
	Total			4,844	▼	-1.1%
Traffic	Infraction	I	8,301	▲	+23.6%	+1,584
	Misdemeanor	M	3,236	▲	+5.4%	+166
	Civil Violation	CV	717	▼	-45.7%	-604
	Capias	CA	353	▲	+52.2%	+121
	Felony	F	132	▼	-15.9%	-25
	Other	O	81	▲	+72.3%	+34
	Show Cause	SC	64	▼	-28.9%	-26
	Restricted Operators License	RL	1	↔	-	-
Total			12,885	▲	10.7%	+1,250
Civil	Warrant in Debt	WD	8,570	▲	+22.0%	+1,544
	Garnishment	GA	6,669	▼	-5.7%	-401
	Unlawful Detainer	UD	3,036	▼	-8.1%	-269
	Other	OT	431	▼	+0.2%	+1
	Zoning Violation	ZO	355	▼	-46.9%	-313
	Preliminary Protective Order	PP	313	▼	-2.5%	-8
	Protective Order	PO	278	▲	+19.8%	+46
	Show Cause	SC	277	▼	-19.9%	-69
	Admin License	AL	244	▲	+8.4%	+19
	Abstract	AJ	132	▼	-35.6%	-73
	Interrogatory	IN	108	▲	+21.3%	+19
	Motion for Judgment	MJ	94	▼	-23.6%	-29
	Detinue	DT	84	▼	-4.5%	-4
	Bond Forfeiture	BF	75	▼	-36.4%	-43
	Impoundment	IM	42	▼	-26.3%	-15
	Overweight	OC	38	▲	+90.0%	+18
	Tenants Assertion	TA	20	▼	-13.0%	-3
	Counter Claim	CC	5	▼	-58.3%	-7
	Petition-Restore Arms	PR	5	▼	-28.6%	-2
	Capias	CA	2	▼	-66.7%	-4
	Cross Claim	CR	1	↔	-	-
	Interrogatory-Not	IC	1	▲	-	+1
	Third Party Claim	TH	1	▼	-50.0%	-1
Mechanic's Lien	ML	0	▼	-100.0%	-1	
Total			20,781	▲	2.0%	+406
Civil Commitments	Temporary Detention Order	TD	317	▲	+13.2%	+37
	Emergency Custody Order	EC	295	▲	+11.3%	+30
	Mental Commitment	MC	235	▼	-4.5%	-11
	Other	OT	18	▲	+157.1%	+11
	Medical Emergency Temporary Detention Order	MT	10	▲	+42.9%	+3
	Petition	PT	1	▲	-	+1
	Medical Emergency Custody Order	ME	0	▼	-100.0%	-2
Total			876	▲	8.6%	+69
GRAND TOTAL			39,386	▲	4.4%	+1,670

* Compared to same time period as previous year



** Case Type Categories are defined in the 2017 Virginia Judicial Workload Assessment

Filings by Major Case Category**

Category	Summary	Change	% Change	Absolute Change
Felony	1,885	▼	-11.6%	-247
Garnishment	6,777	▲	-5.3%	-382
General Civil	8,773	▼	+20.7%	+1,504
Infraction/Civil Violation	9,173	▲	+12.6%	+1,028
Involuntary Civil Commitments	19	▲	+171.4%	+12
Landlord /Tenant	3,056	▼	-8.2%	-272
Misdemeanor	6,061	▲	-0.6%	-36
Other	3,051	▲	+0.8%	+25
Protective Orders	591	▲	+6.9%	+38
GRAND TOTAL	39,386	▲	4.4%	+1,670

* Compared to same time period as previous year

** Case Type Categories are defined in the 2017 Virginia Judicial Workload Assessment
 Source: SCV-SQL-Information

2024 Overall GRAND TOTAL		Distribution of Caseload			Change*		Percentage (%) of Caseload		
95,862	+592	Criminal	10,701	11%	-4.2% ▼	-474	Criminal	2023: 11.7%	2024: 11.2%
		Traffic	39,638	41%	-1.8% ▼	-745	Traffic	42.4%	41.3%
2024 		Civil	44,103	46%	4.5% ▲	+1,919	Civil	44.3%	46.0%
2023 		Civil Commitments	1,420	1%	-7.1% ▼	-108	Civil Commitments	1.6%	1.5%
		GRAND TOTAL	95,862	100%	0.6% ▲	+592	GRAND TOTAL	100%	100%

Filings by Division & Code

Division	Case Type Description	Code	Summary	Change	% Change	Absolute Change
Criminal	Misdemeanor	M	6,554	▼	-1.7%	-112
	Felony	F	2,819	▼	-13.6%	-442
	Capias	CA	668	▲	+16.6%	+95
	Civil Violation	CV	514	▲	+5.8%	+28
	Show Cause	SC	146	▼	-22.8%	-43
	Total			10,701	▼	-4.2%
Traffic	Infraction	I	28,497	▼	-0.4%	-104
	Misdemeanor	M	9,638	▼	-5.3%	-538
	Capias	CA	851	▲	+10.5%	+81
	Show Cause	SC	342	▲	+16.3%	+48
	Other	O	290	▼	-1.7%	-5
	Civil Violation	CV	16	▼	-93.3%	-222
	Restricted Operators License	RL	4	▼	-55.6%	-5
	Total			39,638	▼	-1.8%
Civil	Garnishment	GA	16,552	▲	+10.0%	+1,508
	Warrant in Debt	WD	13,074	▲	+20.9%	+2,257
	Unlawful Detainer	UD	7,418	▼	-16.3%	-1,445
	Motion for Judgment	MJ	1,526	▼	-14.8%	-266
	Abstract	AJ	1,014	▲	+13.4%	+120
	Admin License	AL	917	▼	-11.3%	-117
	Other	OT	677	▼	-5.6%	-40
	Show Cause	SC	626	▼	-0.3%	-2
	Preliminary Protective Order	PP	529	▲	+1.0%	+5
	Protective Order	PO	459	▲	+3.8%	+17
	Bond Forfeiture	BF	381	▲	+6.4%	+23
	Interrogatory	IN	358	▲	+3.8%	+13
	Detinue	DT	305	▼	-27.6%	-116
	Impoundment	IM	83	▼	-29.1%	-34
	Tenants Assertion	TA	77	▲	+14.9%	+10
	Overweight	OC	40	▲	+17.6%	+6
	Counter Claim	CC	37	▼	-28.8%	-15
	Capias	CA	11	▼	-35.3%	-6
	Petition-Restore Arms	PR	11	▲	+37.5%	+3
	Third Party Claim	TH	4	▼	-33.3%	-2
	Cross Claim	CR	2	▲	+100.0%	+1
	Mechanic's Lien	ML	1	▲	-	+1
	Restricted Operators License	RL	1	↔	-	-
	Petition to Require Blood Test	BT	0	▼	-100.0%	-2
Total			44,103	▲	4.5%	+1,919
Civil Commitments	Mental Commitment	MC	856	▼	-4.5%	-40
	Temporary Detention Order	TD	397	▼	-15.2%	-71
	Other	OT	102	▲	+37.8%	+28
	Emergency Custody Order	EC	64	▼	-28.1%	-25
	Medical Emergency Temporary Detention Order	MT	1	↔	-	-
Total			1,420	▼	-7.1%	-108
GRAND TOTAL			95,862	▲	0.6%	+592

* Compared to same time period as previous year



** Case Type Categories are defined in the 2017 Virginia Judicial Workload Assessment

Filings by Major Case Category**

Category	Summary	Change	% Change	Absolute Change
Felony	2,819	▼	-13.6%	-442
Garnishment	16,910	▲	+9.9%	+1,521
General Civil	14,955	▲	+14.4%	+1,880
Infraction/Civil Violation	29,357	▼	-1.0%	-297
Involuntary Civil Commitments	102	▲	+37.8%	+28
Landlord /Tenant	7,495	▼	-16.1%	-1,435
Misdemeanor	16,197	▼	-3.9%	-655
Other	7,039	▼	-0.4%	-30
Protective Orders	988	▲	+2.3%	+22
GRAND TOTAL	95,862	▲	0.6%	+592

* Compared to same time period as previous year

** Case Type Categories are defined in the 2017 Virginia Judicial Workload Assessment
 Source: SCV-SQL-Information

2024 Overall GRAND TOTAL		Distribution of Caseload			Change*		Percentage (%) of Caseload		
23,312	+881	Criminal	3,037	13%	-10.1% ▼	-341	Criminal	2023	2024
		Traffic	10,493	45%	20.2% ▲	+1,760	Traffic	15.1%	13.0%
		Civil	9,320	40%	-5.5% ▼	-541	Civil	38.9%	45.0%
		Civil Commitments	462	2%	0.7% ▲	+3	Civil Commitments	44.0%	40.0%
		GRAND TOTAL	23,312	100%	3.9% ▲	+881	GRAND TOTAL	2.0%	2.0%
							GRAND TOTAL	100%	100%

Filings by Division & Code

Division	Case Type Description	Code	Summary	Change	% Change	Absolute Change
Criminal	Misdemeanor	M	1,689	▼	-10.6%	-200
	Felony	F	928	▼	-16.3%	-181
	Capias	CA	296	▲	+6.1%	+17
	Show Cause	SC	83	▲	+102.4%	+42
	Civil Violation	CV	41	▼	-31.7%	-19
	Total			3,037	▼	-10.1%
Traffic	Infraction	I	9,019	▲	+21.1%	+1,573
	Misdemeanor	M	1,069	▲	+9.9%	+96
	Capias	CA	141	▲	+4.4%	+6
	Show Cause	SC	141	▼	-11.9%	-19
	Civil Violation	CV	107	▲	+5,250.0%	+105
	Restricted Operators License	RL	13	▼	-23.5%	-4
	Felony	F	2	▲	-	+2
	Other	O	1	▲	-	+1
	Total			10,493	▲	20.2%
Civil	Unlawful Detainer	UD	3,094	▼	-8.4%	-282
	Warrant in Debt	WD	2,930	▲	+34.7%	+754
	Garnishment	GA	2,040	▼	-22.5%	-593
	Other	OT	443	▼	-11.8%	-59
	Preliminary Protective Order	PP	224	▼	-7.8%	-19
	Protective Order	PO	173	▼	-28.2%	-68
	Abstract	AJ	84	▼	-27.6%	-32
	Show Cause	SC	84	▼	-6.7%	-6
	Interrogatory	IN	67	▼	-8.2%	-6
	Motion for Judgment	MJ	60	▼	-79.4%	-231
	Admin License	AL	44	▼	-8.3%	-4
	Detinue	DT	38	▲	+192.3%	+25
	Counter Claim	CC	13	▼	-23.5%	-4
	Tenants Assertion	TA	10	▼	-33.3%	-5
	Bond Forfeiture	BF	7	▼	-36.4%	-4
	Capias	CA	6	▼	-50.0%	-6
	Petition-Restore Arms	PR	2	▼	-33.3%	-1
	Restricted Operators License	RL	1	▲	-	+1
	Impoundment	IM	0	▼	-100.0%	-1
	Total			9,320	▼	-5.5%
Civil Commitments	Emergency Custody Order	EC	245	▼	-16.1%	-47
	Mental Commitment	MC	189	▲	+33.1%	+47
	Other	OT	28	▲	+16.7%	+4
	Temporary Detention Order	TD	0	▼	-100.0%	-1
	Total			462	▲	0.7%
GRAND TOTAL			23,312	▲	3.9%	+881

Filings by Major Case Category**

Category	Summary	Change	% Change	Absolute Change
Felony	930	▲	-16.1%	-179
Garnishment	2,107	▼	-22.1%	-599
General Civil	3,034	▲	+21.8%	+544
Infraction/Civil Violation	9,168	▲	+22.1%	+1,660

* Compared to same time period as previous year



** Case Type Categories are defined in the 2017 Virginia Judicial Workload Assessment

CPSS - GCMS CASELOAD STATISTICS OF THE GENERAL DISTRICT COURTS
 January 2024 thru September 2024 Filings (Compared to January 2023 thru September 2023)

Involuntary Civil Commitments	28	▲	+16.7%	+4
Landlord /Tenant	3,104	▼	-8.5%	-287
Misdemeanor	2,772	▲	-3.7%	-107
Other	1,772	▼	-3.7%	-68
Protective Orders	397	▼	-18.0%	-87
GRAND TOTAL	23,312	▲	3.9%	+881

* Compared to same time period as previous year

** Case Type Categories are defined in the 2017 Virginia Judicial Workload Assessment
 Source: SCV-SQL-Information

2024 Overall GRAND TOTAL		Distribution of Caseload			Change*		Percentage (%) of Caseload		
69,665	+9,684	Criminal	7,959	11%	10.8% ▲	+776	Criminal	2023	2024
		Traffic	32,113	46%	74.5% ▲	+13,706	Traffic	12.0%	11.4%
		Civil	29,067	42%	-14.1% ▼	-4,766	Civil	30.7%	46.1%
		Civil Commitments	526	1%	-5.7% ▼	-32	Civil Commitments	56.4%	41.7%
		GRAND TOTAL	69,665	100%	16.1% ▲	+9,684	GRAND TOTAL	100%	100%

Filings by Division & Code

Division	Case Type Description	Code	Summary	Change	% Change	Absolute Change
Criminal	Misdemeanor	M	5,287	▲	+12.6%	+593
	Felony	F	2,106	▲	+7.0%	+137
	Show Cause	SC	301	▲	+8.7%	+24
	Capias	CA	157	▲	+4.0%	+6
	Civil Violation	CV	108	▲	+17.4%	+16
	Total			7,959	▲	10.8%
Traffic	Infraction	I	28,066	▲	+85.7%	+12,952
	Misdemeanor	M	3,582	▲	+26.2%	+744
	Show Cause	SC	177	▲	+60.9%	+67
	Other	O	168	▼	-20.4%	-43
	Felony	F	87	▲	+10.1%	+8
	Restricted Operators License	RL	25	▼	-32.4%	-12
	Capias	CA	8	▼	-52.9%	-9
	Civil Violation	CV	0	▼	-100.0%	-1
Total			32,113	▲	74.5%	+13,706
Civil	Garnishment	GA	9,816	▼	-32.3%	-4,688
	Warrant in Debt	WD	7,834	▲	+13.0%	+904
	Unlawful Detainer	UD	6,781	▼	-9.3%	-692
	Other	OT	1,392	▲	+1.1%	+15
	Preliminary Protective Order	PP	741	▲	+2.6%	+19
	Protective Order	PO	629	▲	+8.1%	+47
	Abstract	AJ	483	▼	-26.1%	-171
	Show Cause	SC	384	▼	-36.0%	-216
	Bond Forfeiture	BF	218	▼	-10.3%	-25
	Admin License	AL	180	▲	+30.4%	+42
	Interrogatory	IN	163	▼	+26.4%	+34
	Motion for Judgment	MJ	159	▼	-17.6%	-34
	Detinue	DT	144	▼	-14.8%	-25
	Tenants Assertion	TA	90	▲	+30.4%	+21
	Counter Claim	CC	30	▲	+11.1%	+3
	Impoundment	IM	13	▲	+85.7%	+6
	Third Party Claim	TH	6	▲	+50.0%	+2
	Capias	CA	2	▼	-50.0%	-2
	Overweight	OC	1	▼	-50.0%	-1
	Petition-Restore Arms	PR	1	▼	-66.7%	-2
Detinue Seizure	DZ	0	▼	-100.0%	-1	
Restricted Operators License	RL	0	▼	-100.0%	-2	
Total			29,067	▼	-14.1%	-4,766
Civil Commitments	Emergency Custody Order	EC	203	▲	+34.4%	+52
	Mental Commitment	MC	196	▼	-21.0%	-52
	Temporary Detention Order	TD	70	▲	+84.2%	+32
	Petition	PT	29	▼	-54.0%	-34
	Other	OT	27	▼	-47.1%	-24
	Medical Emergency Custody Order	ME	1	▲	-	+1
	Medical Emergency Temporary Detention Order	MT	0	▼	-100.0%	-7
Total			526	▼	-5.7%	-32
GRAND TOTAL			69,665	▲	16.1%	+9,684

* Compared to same time period as previous year



** Case Type Categories are defined in the 2017 Virginia Judicial Workload Assessment

Filings by Major Case Category**

Category	Summary	Change	% Change	Absolute Change
Felony	2,193	▲	+7.1%	+145
Garnishment	9,979	▼	-31.8%	-4,654
General Civil	8,275	▼	+11.4%	+850
Infraction/Civil Violation	28,343	▼	+83.8%	+12,923
Involuntary Civil Commitments	56	▼	-50.9%	-58
Landlord /Tenant	6,871	▲	-8.9%	-671
Misdemeanor	8,894	▼	+17.5%	+1,323
Other	3,684	▲	-6.1%	-240
Protective Orders	1,370	▲	+5.1%	+66
GRAND TOTAL	69,665	▲	16.1%	+9,684

* Compared to same time period as previous year

** Case Type Categories are defined in the 2017 Virginia Judicial Workload Assessment
 Source: SCV-SQL-Information

2024 Overall GRAND TOTAL		Distribution of Caseload			Change*		Percentage (%) of Caseload		
3,345	+954	Criminal	788	24%	31.3% ▲	+188	Criminal	2023	2024
		Traffic	1,774	53%	73.8% ▲	+753	Traffic	25.1%	23.6%
		Civil	731	22%	-0.3% ▼	-2	Civil	42.7%	53.0%
		Civil Commitments	52	2%	40.5% ▲	+15	Civil Commitments	30.7%	21.9%
		GRAND TOTAL	3,345	100%	39.9% ▲	+954	GRAND TOTAL	100%	100%

Filings by Division & Code

Division	Case Type Description	Code	Summary	Change	% Change	Absolute Change
Criminal	Misdemeanor	M	409	▲	+20.3%	+69
	Felony	F	237	▲	+83.7%	+108
	Capias	CA	108	▲	+17.4%	+16
	Show Cause	SC	18	▼	-37.9%	-11
	Civil Violation	CV	16	▲	+60.0%	+6
	Total			788	▲	31.3%
Traffic	Infraction	I	1,362	▲	+85.1%	+626
	Misdemeanor	M	398	▲	+41.6%	+117
	Capias	CA	11	▲	+450.0%	+9
	Civil Violation	CV	2	▲	-	+2
	Felony	F	1	↔	-	-
	Show Cause	SC	0	▼	-100.0%	-1
	Total			1,774	▲	73.8%
Civil	Garnishment	GA	192	▼	-13.9%	-31
	Unlawful Detainer	UD	175	▲	+10.8%	+17
	Warrant in Debt	WD	159	↔	-	-
	Other	OT	74	▲	-10.8%	-9
	Detinue	DT	34	▼	-19.0%	-8
	Preliminary Protective Order	PP	25	▲	+31.6%	+6
	Motion for Judgment	MJ	18	▲	-	+18
	Protective Order	PO	15	▲	+25.0%	+3
	Admin License	AL	14	▲	+16.7%	+2
	Show Cause	SC	8	↔	-	-
	Abstract	AJ	5	▼	-28.6%	-2
	Bond Forfeiture	BF	5	▼	-28.6%	-2
	Impoundment	IM	2	▲	-	+2
	Interrogatory	IN	2	↔	-	-
	Third Party Claim	TH	2	▲	-	+2
	Capias	CA	1	▲	-	+1
Tenants Assertion	TA	0	▼	-100.0%	-1	
Total			731	▼	-0.3%	-2
Civil Commitments	Emergency Custody Order	EC	26	▲	+52.9%	+9
	Temporary Detention Order	TD	26	▲	+85.7%	+12
	Mental Commitment	MC	0	▼	-100.0%	-6
	Total			52	▲	40.5%
GRAND TOTAL			3,345	▲	39.9%	+954

Filings by Major Case Category**

Category	Summary	Change	% Change	Absolute Change
Felony	238	▲	+83.1%	+108
Garnishment	194	▼	-13.8%	-31
General Civil	213	▲	+6.0%	+12
Infraction/Civil Violation	1,380	▲	+85.0%	+634
Landlord /Tenant	175	▼	+10.1%	+16
Misdemeanor	807	▲	+30.0%	+186
Other	298	▲	+7.2%	+20
Protective Orders	40	▲	+29.0%	+9

* Compared to same time period as previous year



** Case Type Categories are defined in the 2017 Virginia Judicial Workload Assessment

Source: SCV-SQL-Information

<i>GRAND TOTAL</i>	3,345	▲	39.9%	+954
---------------------------	--------------	---	-------	------

* Compared to same time period as previous year

** Case Type Categories are defined in the 2017 Virginia Judicial Workload Assessment
Source: SCV-SQL-Information

2024 Overall GRAND TOTAL		Distribution of Caseload			Change*		Percentage (%) of Caseload		
7,911	+712	Criminal	769	10%	23.0% ▲	+144	Criminal	2023 8.7%	2024 9.7%
		Traffic	5,364	68%	6.7% ▲	+336	Traffic	69.8%	67.8%
		Civil	1,725	22%	14.1% ▲	+213	Civil	21.0%	21.8%
		Civil Commitments	53	1%	55.9% ▲	+19	Civil Commitments	0.5%	0.7%
		GRAND TOTAL	7,911	100%	9.9% ▲	+712	GRAND TOTAL	100%	100%

Filings by Division & Code

Division	Case Type Description	Code	Summary	Change	% Change	Absolute Change
Criminal	Misdemeanor	M	429	▲	+12.3%	+47
	Felony	F	259	▲	+53.3%	+90
	Capias	CA	42	▲	+44.8%	+13
	Civil Violation	CV	22	▲	+22.2%	+4
	Show Cause	SC	17	▼	-37.0%	-10
	Total			769	▲	23.0%
Traffic	Infraction	I	3,992	▲	+4.2%	+160
	Misdemeanor	M	1,173	▲	+16.9%	+170
	Capias	CA	165	↔		-
	Show Cause	SC	24	↔		-
	Felony	F	9	▲	+350.0%	+7
	Civil Violation	CV	1	▼	-50.0%	-1
	Total			5,364	▲	6.7%
Civil	Warrant in Debt	WD	665	▲	+41.8%	+196
	Garnishment	GA	431	▲	+6.2%	+25
	Unlawful Detainer	UD	400	▼	-13.8%	-64
	Admin License	AL	57	▲	+9.6%	+5
	Other	OT	42	▲	+7.7%	+3
	Preliminary Protective Order	PP	30	▲	+172.7%	+19
	Protective Order	PO	28	▲	+180.0%	+18
	Abstract	AJ	13	▲	+8.3%	+1
	Detinue	DT	12	▼	-20.0%	-3
	Impoundment	IM	11	▲	+10.0%	+1
	Show Cause	SC	10	▲	+100.0%	+5
	Interrogatory	IN	9	▼	-18.2%	-2
	Bond Forfeiture	BF	6	▲	+200.0%	+4
	Motion for Judgment	MJ	6	▲	+200.0%	+4
	Capias	CA	2	↔		-
	Counter Claim	CC	1	▲	-	+1
	Interrogatory-Not	IC	1	▲	-	+1
	Petition-Restore Arms	PR	1	▲	-	+1
	Tenants Assertion	TA	0	▼	-100.0%	-2
Total			1,725	▲	14.1%	+213
Civil Commitments	Temporary Detention Order	TD	41	▲	+46.4%	+13
	Emergency Custody Order	EC	12	▲	+100.0%	+6
	Total			53	▲	55.9%
GRAND TOTAL			7,911	▲	9.9%	+712

Filings by Major Case Category**

Category	Summary	Change	% Change	Absolute Change
Felony	268	▲	+56.7%	+97
Garnishment	440	▼	+5.5%	+23
General Civil	693	▲	+41.1%	+202
Infraction/Civil Violation	4,015	▼	+4.2%	+163
Landlord /Tenant	400	▼	-14.2%	-66
Misdemeanor	1,602	▲	+15.7%	+217
Other	435	▲	+9.8%	+39



* Compared to same time period as previous year

** Case Type Categories are defined in the 2017 Virginia Judicial Workload Assessment

Protective Orders	58	▲	+176.2%	+37
<i>GRAND TOTAL</i>	<u>7,911</u>	▲	9.9%	+712

* Compared to same time period as previous year

** Case Type Categories are defined in the 2017 Virginia Judicial Workload Assessment
Source: SCV-SQL-Information

2024 Overall GRAND TOTAL		Distribution of Caseload			Change*		Percentage (%) of Caseload		
8,466	-1,003	Criminal	417	5%	10.0% ▲	+38	Criminal	2023	2024
		Traffic	7,228	85%	-13.3% ▼	-1,107	Traffic	4.0%	4.9%
		Civil	795	9%	10.0% ▲	+72	Civil	88.0%	85.4%
		Civil Commitments	26	0%	-18.8% ▼	-6	Civil Commitments	7.6%	9.4%
		GRAND TOTAL	8,466	100%	-10.6% ▼	-1,003	GRAND TOTAL	0.3%	0.3%
							GRAND TOTAL	100%	100%

Filings by Division & Code

Division	Case Type Description	Code	Summary	Change	% Change	Absolute Change
Criminal	Misdemeanor	M	253	▲	+4.5%	+11
	Felony	F	121	▲	+70.4%	+50
	Capias	CA	21	▼	-36.4%	-12
	Civil Violation	CV	13	▲	+85.7%	+6
	Show Cause	SC	9	▼	-65.4%	-17
	Total			417	▲	10.0%
Traffic	Infraction	I	6,216	▼	-14.1%	-1,020
	Misdemeanor	M	843	▼	-5.8%	-52
	Capias	CA	149	▼	-4.5%	-7
	Show Cause	SC	17	▼	-57.5%	-23
	Felony	F	3	▲	+200.0%	+2
	Civil Violation	CV	0	▼	-100.0%	-5
	Restricted Operators License	RL	0	▼	-100.0%	-2
	Total			7,228	▼	-13.3%
Civil	Warrant in Debt	WD	327	▲	+30.3%	+76
	Garnishment	GA	220	▼	-0.5%	-1
	Unlawful Detainer	UD	115	▲	+3.6%	+4
	Other	OT	57	↔		-
	Preliminary Protective Order	PP	24	↔		-
	Admin License	AL	16	▲	+128.6%	+9
	Protective Order	PO	12	▼	-52.0%	-13
	Impoundment	IM	5	▲	+150.0%	+3
	Interrogatory	IN	4	▼	-42.9%	-3
	Show Cause	SC	4	▲	+100.0%	+2
	Detinue	DT	3	▼	-25.0%	-1
	Abstract	AJ	2	▼	-71.4%	-5
	Bond Forfeiture	BF	2	↔		-
	Overweight	OC	2	▲	-	+2
	Tenants Assertion	TA	2	▲	-	+2
	Motion for Judgment	MJ	0	▼	-100.0%	-2
	Petition-Restore Arms	PR	0	▼	-100.0%	-1
Total			795	▲	10.0%	+72
Civil Commitments	Temporary Detention Order	TD	16	▼	-15.8%	-3
	Emergency Custody Order	EC	10	▼	-23.1%	-3
	Total			26	▼	-18.8%
GRAND TOTAL			8,466	▼	-10.6%	-1,003

Filings by Major Case Category**

Category	Summary	Change	% Change	Absolute Change
Felony	124	▲	+72.2%	+52
Garnishment	224	▼	-1.8%	-4
General Civil	334	▼	+28.0%	+73
Infraction/Civil Violation	6,231	▲	-14.0%	-1,017
Landlord /Tenant	117	▲	+5.4%	+6
Misdemeanor	1,096	▼	-3.8%	-43
Other	304	▲	-15.8%	-57
Protective Orders	36	▼	-26.5%	-13



* Compared to same time period as previous year

** Case Type Categories are defined in the 2017 Virginia Judicial Workload Assessment

<i>GRAND TOTAL</i>	8,466	▼	-10.6%	-1,003
---------------------------	--------------	---	--------	--------

* Compared to same time period as previous year

** Case Type Categories are defined in the 2017 Virginia Judicial Workload Assessment
Source: SCV-SQL-Information

2024 Overall GRAND TOTAL		Distribution of Caseload			Change*		Percentage (%) of Caseload		
16,701	+1,789	Criminal	2,690	16%	-2.7% ▼	-76	Criminal	2023	2024
		Traffic	6,143	37%	22.9% ▲	+1,146	Traffic	18.5%	16.1%
		Civil	7,439	45%	10.6% ▲	+715	Civil	33.5%	36.8%
		Civil Commitments	429	3%	0.9% ▲	+4	Civil Commitments	45.1%	44.5%
		GRAND TOTAL	16,701	100%	12.0% ▲	+1,789	GRAND TOTAL	2.9%	2.6%
							GRAND TOTAL	100%	100%

Filings by Division & Code

Division	Case Type Description	Code	Summary	Change	% Change	Absolute Change
Criminal	Misdemeanor	M	1,647	▼	-0.7%	-11
	Felony	F	751	▼	-3.0%	-23
	Capias	CA	175	▲	+4.8%	+8
	Show Cause	SC	66	▼	-37.7%	-40
	Civil Violation	CV	51	▼	-16.4%	-10
	Total			2,690	▼	-2.7%
Traffic	Infraction	I	3,408	▲	+0.5%	+18
	Misdemeanor	M	1,552	▲	+13.6%	+186
	Civil Violation	CV	973	▲	+13,800.0%	+966
	Capias	CA	155	▼	-4.3%	-7
	Show Cause	SC	45	▼	-27.4%	-17
	Felony	F	10	↔		-
Total			6,143	▲	22.9%	+1,146
Civil	Warrant in Debt	WD	3,022	▲	+29.4%	+686
	Garnishment	GA	2,087	▲	+3.7%	+75
	Unlawful Detainer	UD	1,215	▲	+11.2%	+122
	Other	OT	274	▼	-5.8%	-17
	Preliminary Protective Order	PP	134	▼	-8.2%	-12
	Zoning Violation	ZO	96	▼	-14.3%	-16
	Protective Order	PO	95	▲	+3.3%	+3
	Show Cause	SC	89	↔		-
	Detinue	DT	77	▼	-54.4%	-92
	Admin License	AL	76	▲	+11.8%	+8
	Abstract	AJ	74	▼	-43.1%	-56
	Overweight	OC	71	▲	+24.6%	+14
	Motor Carrier	MC	41	▼	-4.7%	-2
	Motion for Judgment	MJ	36	▲	+24.1%	+7
	Interrogatory	IN	35	▲	+12.9%	+4
	Tenants Assertion	TA	13	▲	+160.0%	+8
	Counter Claim	CC	3	▼	-62.5%	-5
	Bond Forfeiture	BF	1	▼	-80.0%	-4
	Capias	CA	0	▼	-100.0%	-4
	Petition-Restore Arms	PR	0	▼	-100.0%	-3
Third Party Claim	TH	0	▼	-100.0%	-1	
Total			7,439	▲	10.6%	+715
Civil Commitments	Temporary Detention Order	TD	174	▼	-10.8%	-21
	Emergency Custody Order	EC	135	▲	+14.4%	+17
	Mental Commitment	MC	113	▲	+6.6%	+7
	Medical Emergency Temporary Detention Order	MT	4	▲	+33.3%	+1
	Medical Emergency Custody Order	ME	3	↔		-
Total			429	▲	0.9%	+4
GRAND TOTAL			16,701	▲	12.0%	+1,789

Filings by Major Case Category**

Category	Summary	Change	% Change	Absolute Change
Felony	761	▼	-2.9%	-23
Garnishment	2,122	▲	+3.9%	+79
General Civil	3,174	▼	+23.3%	+599

* Compared to same time period as previous year

** Case Type Categories are defined in the 2017 Virginia Judicial Workload Assessment

CPSS - GCMS CASELOAD STATISTICS OF THE GENERAL DISTRICT COURTS

January 2024 thru September 2024 Filings (Compared to January 2023 thru September 2023)



Suffolk

District: 5 FIPS: 800

Infraction/Civil Violation	4,544	▲	+27.7%	+986
Landlord /Tenant	1,228	▲	+11.8%	+130
Misdemeanor	3,295	▼	+5.1%	+159
Other	1,348	▼	-8.9%	-132
Protective Orders	229	▼	-3.8%	-9
GRAND TOTAL	16,701	▲	12.0%	+1,789

* Compared to same time period as previous year

** Case Type Categories are defined in the 2017 Virginia Judicial Workload Assessment
Source: SCV-SQL-Information

2024 Overall GRAND TOTAL		Distribution of Caseload			Change*		Percentage (%) of Caseload		
21,892	+2,445	Criminal	433	2%	23.0% ▲	+81	Criminal	2023	2024
		Traffic	20,738	95%	12.2% ▲	+2,260	Traffic	1.8%	2.0%
2024 		Civil	695	3%	18.8% ▲	+110	Civil	95.0%	94.7%
2023 		Civil Commitments	26	0%	-18.8% ▼	-6	Civil Commitments	3.0%	3.2%
		GRAND TOTAL	21,892	100%	12.6% ▲	+2,445	GRAND TOTAL	0.2%	0.1%
							GRAND TOTAL	100%	100%

Filings by Division & Code

Division	Case Type Description	Code	Summary	Change	% Change	Absolute Change
Criminal	Misdemeanor	M	280	▲	+20.2%	+47
	Felony	F	107	▲	+35.4%	+28
	Show Cause	SC	22	▲	+29.4%	+5
	Capias	CA	12	▼	-7.7%	-1
	Civil Violation	CV	12	▲	+20.0%	+2
	Total			433	▲	23.0%
Traffic	Infraction	I	16,562	▲	+13.4%	+1,959
	Misdemeanor	M	4,153	▲	+7.6%	+294
	Felony	F	15	▲	+87.5%	+7
	Civil Violation	CV	3	↔		-
	Restricted Operators License	RL	3	▲	-	+3
	Capias	CA	2	▼	-60.0%	-3
	Total			20,738	▲	12.2%
Civil	Warrant in Debt	WD	281	▲	+23.8%	+54
	Garnishment	GA	214	▲	+8.1%	+16
	Unlawful Detainer	UD	91	▲	+59.6%	+34
	Admin License	AL	25	▲	+78.6%	+11
	Other	OT	19	▲	-24.0%	-6
	Overweight	OC	15	▼	-25.0%	-5
	Motor Carrier	MC	13	▲	+62.5%	+5
	Preliminary Protective Order	PP	12	▲	+9.1%	+1
	Impoundment	IM	5	▲	+400.0%	+4
	Detinue	DT	4	▲	+33.3%	+1
	Motion for Judgment	MJ	4	▲	+100.0%	+2
	Bond Forfeiture	BF	3	▼	-66.7%	-6
	Interrogatory	IN	3	▲	+200.0%	+2
	Protective Order	PO	3	▼	-50.0%	-3
	Show Cause	SC	2	▲	-	+2
	Tenants Assertion	TA	1	▲	-	+1
	Abstract	AJ	0	▼	-100.0%	-2
	Petition-Restore Arms	PR	0	▼	-100.0%	-1
	Total			695	▲	18.8%
Civil Commitments	Temporary Detention Order	TD	18	▼	-21.7%	-5
	Emergency Custody Order	EC	7	↔		-
	Mental Commitment	MC	1	▼	-50.0%	-1
	Total			26	▼	-18.8%
GRAND TOTAL			21,892	▲	12.6%	+2,445

Filings by Major Case Category**

Category	Summary	Change	% Change	Absolute Change
Felony	122	▲	+40.2%	+35
Garnishment	217	▲	+9.0%	+18
General Civil	295	▲	+24.5%	+58
Infraction/Civil Violation	16,605	▲	+13.4%	+1,961
Landlord /Tenant	92	▲	+61.4%	+35
Misdemeanor	4,436	▲	+8.4%	+344
Other	110	▲	-3.5%	-4

* Compared to same time period as previous year



** Case Type Categories are defined in the 2017 Virginia Judicial Workload Assessment

CPSS - GCMS CASELOAD STATISTICS OF THE GENERAL DISTRICT COURTS
January 2024 thru September 2024 Filings (Compared to January 2023 thru September 2023)

Protective Orders	15	▼	-11.8%	-2
GRAND TOTAL	21,892	▲	12.6%	+2,445

* Compared to same time period as previous year

** Case Type Categories are defined in the 2017 Virginia Judicial Workload Assessment
Source: SCV-SQL-Information

2024 Overall GRAND TOTAL		Distribution of Caseload			Change*		Percentage (%) of Caseload		
6,714	-170	Criminal	481	7%	31.1% ▲	+114	Criminal	2023 5.3%	2024 7.2%
		Traffic	5,186	77%	-8.9% ▼	-505	Traffic	82.7%	77.2%
		Civil	1,032	15%	28.7% ▲	+230	Civil	11.7%	15.4%
		Civil Commitments	15	0%	-37.5% ▼	-9	Civil Commitments	0.3%	0.2%
		GRAND TOTAL	6,714	100%	-2.5% ▼	-170	GRAND TOTAL	100%	100%

Filings by Division & Code

Division	Case Type Description	Code	Summary	Change	% Change	Absolute Change
Criminal	Misdemeanor	M	257	▲	+30.5%	+60
	Felony	F	110	▲	+12.2%	+12
	Capias	CA	66	▲	+37.5%	+18
	Show Cause	SC	33	▲	+230.0%	+23
	Civil Violation	CV	15	▲	+7.1%	+1
	Total			481	▲	31.1%
Traffic	Infraction	I	4,376	▼	-4.0%	-182
	Misdemeanor	M	787	▼	-29.4%	-328
	Capias	CA	13	▲	+44.4%	+4
	Felony	F	4	▼	-20.0%	-1
	Show Cause	SC	4	▲	+33.3%	+1
	Other	O	2	▲	+100.0%	+1
	Total			5,186	▼	-8.9%
Civil	Interrogatory	IN	319	▲	+14.7%	+41
	Warrant in Debt	WD	258	▲	+44.1%	+79
	Garnishment	GA	188	▲	+23.7%	+36
	Detinue	DT	148	▲	+97.3%	+73
	Unlawful Detainer	UD	64	▼	-19.0%	-15
	Other	OT	16	▲	+6.7%	+1
	Preliminary Protective Order	PP	12	▲	+200.0%	+8
	Admin License	AL	9	▲	+80.0%	+4
	Protective Order	PO	6	▲	-	+6
	Show Cause	SC	5	▼	-44.4%	-4
	Bond Forfeiture	BF	4	▲	+300.0%	+3
	Capias	CA	1	↔	-	-
	Impoundment	IM	1	▼	-50.0%	-1
	Tenants Assertion	TA	1	▲	-	+1
	Motion for Judgment	MJ	0	▼	-100.0%	-2
Total			1,032	▲	28.7%	+230
Civil Commitments	Temporary Detention Order	TD	11	▼	-38.9%	-7
	Emergency Custody Order	EC	4	▼	-20.0%	-1
	Mental Commitment	MC	0	▼	-100.0%	-1
Total			15	▼	-37.5%	-9
GRAND TOTAL			6,714	▼	-2.5%	-170

Filings by Major Case Category**

Category	Summary	Change	% Change	Absolute Change
Felony	114	▼	+10.7%	+11
Garnishment	507	▲	+17.9%	+77
General Civil	410	▲	+58.3%	+151
Infraction/Civil Violation	4,393	▲	-3.9%	-180
Landlord /Tenant	65	▲	-17.7%	-14
Misdemeanor	1,044	▲	-20.4%	-268
Other	163	▲	+31.5%	+39
Protective Orders	18	▲	+350.0%	+14
GRAND TOTAL	6,714	▼	-2.5%	-170


* Compared to same time period as previous year

** Case Type Categories are defined in the 2017 Virginia Judicial Workload Assessment

Source: SCV-SQL-Information

* Compared to same time period as previous year

** Case Type Categories are defined in the 2017 Virginia Judicial Workload Assessment
Source: SCV-SQL-Information

2024 Overall GRAND TOTAL		Distribution of Caseload			Change*		Percentage (%) of Caseload		
12,136	+296	Criminal	223	2%	-25.7% ▼	-77	Criminal	2023 2.5%	2024 1.8%
		Traffic	10,873	90%	2.8% ▲	+300	Traffic	89.3%	89.6%
2024		Civil	969	8%	6.3% ▲	+57	Civil	7.7%	8.0%
2023		Civil Commitments	71	1%	29.1% ▲	+16	Civil Commitments	0.5%	0.6%
		GRAND TOTAL	12,136	100%	2.5% ▲	+296	GRAND TOTAL	100%	100%

Filings by Division & Code

Division	Case Type Description	Code	Summary	Change	% Change	Absolute Change
Criminal	Misdemeanor	M	97	▼	-26.0%	-34
	Felony	F	77	▼	-30.0%	-33
	Capias	CA	25	▼	-30.6%	-11
	Show Cause	SC	20	▲	+53.8%	+7
	Civil Violation	CV	4	▼	-60.0%	-6
	Total			223	▼	-25.7%
Traffic	Infraction	I	7,427	▲	+5.1%	+360
	Misdemeanor	M	3,386	▼	-2.6%	-91
	Capias	CA	44	▲	+131.6%	+25
	Show Cause	SC	6	▲	+500.0%	+5
	Felony	F	5	▼	-37.5%	-3
	Other	O	5	▲	-	+5
	Civil Violation	CV	0	▼	-100.0%	-1
	Total			10,873	▲	2.8%
Civil	Interrogatory	IN	499	▲	+8.2%	+38
	Warrant in Debt	WD	234	▲	+31.5%	+56
	Garnishment	GA	123	▼	-18.5%	-28
	Unlawful Detainer	UD	58	▼	-14.7%	-10
	Other	OT	17	▲	-26.1%	-6
	Show Cause	SC	9	▲	+12.5%	+1
	Preliminary Protective Order	PP	8	↔		-
	Admin License	AL	5	↔		-
	Bond Forfeiture	BF	5	▲	+66.7%	+2
	Protective Order	PO	4	▲	+100.0%	+2
	Detinue	DT	3	▲	+200.0%	+2
	Motion for Judgment	MJ	2	▲	+100.0%	+1
	Tenants Assertion	TA	2	▲	-	+2
	Capias	CA	0	▼	-100.0%	-1
	Overweight	OC	0	▼	-100.0%	-1
	Petition-Restore Arms	PR	0	▼	-100.0%	-1
Total			969	▲	6.3%	+57
Civil Commitments	Temporary Detention Order	TD	26	▲	+44.4%	+8
	Mental Commitment	MC	23	▼	-8.0%	-2
	Emergency Custody Order	EC	22	▲	+83.3%	+10
	Total			71	▲	29.1%
GRAND TOTAL			12,136	▲	2.5%	+296

Filings by Major Case Category**

Category	Summary	Change	% Change	Absolute Change
Felony	82	▼	-30.5%	-36
Garnishment	622	▼	+1.6%	+10
General Civil	243	▲	+33.5%	+61
Infraction/Civil Violation	7,436	▲	+5.0%	+357
Landlord /Tenant	60	▲	-11.8%	-8
Misdemeanor	3,483	▼	-3.5%	-125
Other	198	▲	+21.5%	+35
Protective Orders	12	▲	+20.0%	+2

* Compared to same time period as previous year

** Case Type Categories are defined in the 2017 Virginia Judicial Workload Assessment

Source: SCV-SQL-Information

CPSS - GCMS CASELOAD STATISTICS OF THE GENERAL DISTRICT COURTS
January 2024 thru September 2024 Filings (Compared to January 2023 thru September 2023)



Greenville

District: 6 FIPS: 081

<i>GRAND TOTAL</i>	12,136	▲	2.5%	+296
---------------------------	---------------	---	------	------

* Compared to same time period as previous year

** Case Type Categories are defined in the 2017 Virginia Judicial Workload Assessment
Source: SCV-SQL-Information

2024 Overall GRAND TOTAL		Distribution of Caseload			Change*		Percentage (%) of Caseload		
11,621	-995	Criminal	1,081	9%	6.8% ▲	+69	Criminal	2023: 8.0%	2024: 9.3%
		Traffic	7,427	64%	-16.9% ▼	-1,509	Traffic	70.8%	63.9%
2024 		Civil	2,656	23%	19.2% ▲	+427	Civil	17.7%	22.9%
2023 		Civil Commitments	457	4%	4.1% ▲	+18	Civil Commitments	3.5%	3.9%
		GRAND TOTAL	11,621	100%	-7.9% ▼	-995	GRAND TOTAL	100%	100%

Filings by Division & Code

Division	Case Type Description	Code	Summary	Change	% Change	Absolute Change
Criminal	Misdemeanor	M	547	▲	+11.0%	+54
	Felony	F	359	▲	+5.9%	+20
	Capias	CA	120	▼	-9.1%	-12
	Show Cause	SC	44	▲	+41.9%	+13
	Civil Violation	CV	10	▼	-41.2%	-7
	Motion	MO	1	▲	-	+1
	Total			1,081	▲	6.8%
Traffic	Infraction	I	6,078	▼	-14.4%	-1,025
	Misdemeanor	M	1,257	▼	-26.6%	-456
	Capias	CA	59	▼	-18.1%	-13
	Show Cause	SC	19	▼	-42.4%	-14
	Felony	F	14	↔	-	-
	Civil Violation	CV	0	▼	-100.0%	-1
	Total			7,427	▼	-16.9%
Civil	Warrant in Debt	WD	956	▲	+64.8%	+376
	Unlawful Detainer	UD	726	▲	+14.7%	+93
	Garnishment	GA	698	▼	-9.0%	-69
	Other	OT	65	▲	+66.7%	+26
	Preliminary Protective Order	PP	61	▲	+15.1%	+8
	Protective Order	PO	35	▲	+34.6%	+9
	Show Cause	SC	32	▼	-11.1%	-4
	Abstract	AJ	17	▲	+70.0%	+7
	Detinue	DT	14	▼	-51.7%	-15
	Motion for Judgment	MJ	14	▼	-6.7%	-1
	Admin License	AL	11	▼	-38.9%	-7
	Interrogatory	IN	8	▲	+100.0%	+4
	Tenants Assertion	TA	6	▲	+20.0%	+1
	Bond Forfeiture	BF	4	▲	+33.3%	+1
	Impoundment	IM	4	▲	-	+4
	Petition-Restore Arms	PR	3	▼	-25.0%	-1
	Counter Claim	CC	1	↔	-	-
	Cross Claim	CR	1	▲	-	+1
	Capias	CA	0	▼	-100.0%	-2
	Interrogatory-Not	IC	0	▼	-100.0%	-3
	Restricted Operators License	RL	0	▼	-100.0%	-1
Total			2,656	▲	19.2%	+427
Civil Commitments	Mental Commitment	MC	247	▼	-10.5%	-29
	Emergency Custody Order	EC	105	▲	+69.4%	+43
	Temporary Detention Order	TD	62	▲	+3.3%	+2
	Other	OT	41	▲	+10.8%	+4
	Medical Emergency Temporary Detention Order	MT	2	▼	-33.3%	-1
	Medical Emergency Custody Order	ME	0	▼	-100.0%	-1
Total			457	▲	4.1%	+18
GRAND TOTAL			11,621	▼	-7.9%	-995

* Compared to same time period as previous year



** Case Type Categories are defined in the 2017 Virginia Judicial Workload Assessment

Filings by Major Case Category**

Category	Summary	Change	% Change	Absolute Change
Felony	373	▲	+5.7%	+20
Garnishment	706	▲	-8.4%	-65
General Civil	991	▲	+57.6%	+362
Infraction/Civil Violation	6,088	▼	-14.5%	-1,033
Involuntary Civil Commitments	41	▲	+10.8%	+4
Landlord /Tenant	732	▲	+14.7%	+94
Misdemeanor	1,804	▼	-18.3%	-403
Other	790	▲	+1.2%	+9
Protective Orders	96	▲	+21.5%	+17
GRAND TOTAL	11,621	▼	-7.9%	-995

* Compared to same time period as previous year

** Case Type Categories are defined in the 2017 Virginia Judicial Workload Assessment
 Source: SCV-SQL-Information

2024 Overall GRAND TOTAL		Distribution of Caseload			Change*		Percentage (%) of Caseload		
11,905	+2,785	Criminal	1,087	9%	7.5% ▲	+76	Criminal	2023	2024
		Traffic	8,707	73%	46.1% ▲	+2,748	Traffic	11.1%	9.1%
		Civil	2,070	17%	-3.3% ▼	-70	Civil	65.3%	73.1%
		Civil Commitments	41	0%	310.0% ▲	+31	Civil Commitments	23.5%	17.4%
		GRAND TOTAL	11,905	100%	30.5% ▲	+2,785	GRAND TOTAL	0.1%	0.3%
							GRAND TOTAL	100%	100%

Filings by Division & Code

Division	Case Type Description	Code	Summary	Change	% Change	Absolute Change
Criminal	Misdemeanor	M	582	▲	+15.0%	+76
	Felony	F	312	▼	-8.5%	-29
	Capias	CA	104	▼	-8.8%	-10
	Show Cause	SC	45	▲	+25.0%	+9
	Civil Violation	CV	39	▲	+200.0%	+26
	Restricted Operators License	RL	4	▲	+300.0%	+3
	Motion	MO	1	▲	-	+1
	Total			1,087	▲	7.5%
Traffic	Infraction	I	7,094	▲	+50.1%	+2,368
	Misdemeanor	M	1,513	▲	+33.2%	+377
	Capias	CA	57	▼	-14.9%	-10
	Felony	F	21	▲	+250.0%	+15
	Show Cause	SC	12	▼	-33.3%	-6
	Restricted Operators License	RL	8	▲	+700.0%	+7
	Civil Violation	CV	2	↔	-	-
	Motion	MO	0	▼	-100.0%	-3
Total			8,707	▲	46.1%	+2,748
Civil	Warrant in Debt	WD	811	▲	+12.2%	+88
	Garnishment	GA	689	▲	+3.3%	+22
	Unlawful Detainer	UD	373	▼	-21.8%	-104
	Other	OT	45	▼	-35.7%	-25
	Protective Order	PO	37	▼	-2.6%	-1
	Preliminary Protective Order	PP	35	▼	-23.9%	-11
	Admin License	AL	18	▼	-5.3%	-1
	Impoundment	IM	14	▼	-17.6%	-3
	Abstract	AJ	9	▼	-30.8%	-4
	Show Cause	SC	7	▼	-77.4%	-24
	Motion for Judgment	MJ	6	▼	-40.0%	-4
	Detinue	DT	5	▲	+400.0%	+4
	Interrogatory	IN	5	▼	-54.5%	-6
	Overweight	OC	4	▼	-42.9%	-3
	Motor Carrier	MC	3	▲	+200.0%	+2
	Petition-Restore Arms	PR	3	▲	-	+3
	Bond Forfeiture	BF	2	▲	-	+2
	Tenants Assertion	TA	2	↔	-	-
	Interrogatory-Not	IC	1	▲	-	+1
	Restricted Operators License	RL	1	▼	-83.3%	-5
Emergency Substantial Risk Order	SR	0	▼	-100.0%	-1	
Total			2,070	▼	-3.3%	-70
Civil Commitments	Emergency Custody Order	EC	20	▲	-	+20
	Temporary Detention Order	TD	20	▲	+100.0%	+10
	Mental Commitment	MC	1	▲	-	+1
Total			41	▲	310.0%	+31
GRAND TOTAL			11,905	▲	30.5%	+2,785

* Compared to same time period as previous year



** Case Type Categories are defined in the 2017 Virginia Judicial Workload Assessment

Filings by Major Case Category**

Category	Summary	Change	% Change	Absolute Change
Felony	333	▲	-4.0%	-14
Garnishment	694	▼	+2.4%	+16
General Civil	835	▲	+12.1%	+90
Infraction/Civil Violation	7,142	▲	+50.4%	+2,393
Landlord /Tenant	375	▼	-21.7%	-104
Misdemeanor	2,108	▲	+27.8%	+458
New to Workload Study	0	▼	-100.0%	-1
Other	346	▲	-10.6%	-41
Protective Orders	72	▼	-14.3%	-12
GRAND TOTAL	11,905	▲	30.5%	+2,785

* Compared to same time period as previous year

** Case Type Categories are defined in the 2017 Virginia Judicial Workload Assessment
 Source: SCV-SQL-Information

2024 Overall GRAND TOTAL		Distribution of Caseload		Change*		Percentage (%) of Caseload			
1,010	+8	Criminal	103	10%	-16.9% ▼	-21	Criminal	2023	2024
		Traffic	701	69%	3.9% ▲	+26	Traffic	12.4%	10.2%
		Civil	200	20%	1.0% ▲	+2	Civil	67.4%	69.4%
		Civil Commitments	6	1%	20.0% ▲	+1	Civil Commitments	19.8%	19.8%
		GRAND TOTAL	1,010	100%	0.8% ▲	+8	GRAND TOTAL	0.5%	0.6%
							GRAND TOTAL	100%	100%

Filings by Division & Code



Division	Case Type Description	Code	Summary	Change	% Change	Absolute Change
Criminal	Misdemeanor	M	65	▼	-27.8%	-25
	Felony	F	16	▼	-20.0%	-4
	Civil Violation	CV	9	▲	+125.0%	+5
	Capias	CA	7	▲	+75.0%	+3
	Show Cause	SC	6	↔		-
	Total			103	▼	-16.9%
Traffic	Infraction	I	593	▲	+3.7%	+21
	Misdemeanor	M	101	▲	+8.6%	+8
	Show Cause	SC	3	▲	+200.0%	+2
	Capias	CA	2	▲	+100.0%	+1
	Felony	F	2	▲	+100.0%	+1
	Restricted Operators License	RL	0	▼	-100.0%	-7
	Total			701	▲	3.9%
Civil	Warrant in Debt	WD	100	▲	+12.4%	+11
	Garnishment	GA	62	▼	-6.1%	-4
	Unlawful Detainer	UD	22	▲	+69.2%	+9
	Other	OT	6	▼	-53.8%	-7
	Admin License	AL	3	▲	+50.0%	+1
	Detinue	DT	2	▲	-	+2
	Motion for Judgment	MJ	2	▲	-	+2
	Preliminary Protective Order	PP	1	▼	-87.5%	-7
	Protective Order	PO	1	▼	-80.0%	-4
	Tenants Assertion	TA	1	▲	-	+1
	Overweight	OC	0	▼	-100.0%	-1
	Show Cause	SC	0	▼	-100.0%	-1
	Total			200	▲	1.0%
Civil Commitments	Temporary Detention Order	TD	4	▲	+33.3%	+1
	Emergency Custody Order	EC	2	↔		-
	Total		6	▲	20.0%	+1
GRAND TOTAL			1,010	▲	0.8%	+8

Filings by Major Case Category**

Category	Summary	Change	% Change	Absolute Change
Felony	18	▲	-14.3%	-3
Garnishment	62	▼	-6.1%	-4
General Civil	104	▲	+16.9%	+15
Infraction/Civil Violation	602	▲	+4.3%	+25
Landlord /Tenant	23	▲	+76.9%	+10
Misdemeanor	166	▼	-12.6%	-24
Other	33	▲		0
Protective Orders	2	▼	-84.6%	-11
GRAND TOTAL	1,010	▲	0.8%	+8

* Compared to same time period as previous year

** Case Type Categories are defined in the 2017 Virginia Judicial Workload Assessment

2024 Overall GRAND TOTAL		Distribution of Caseload			Change*		Percentage (%) of Caseload		
14,779	+4,175	Criminal	329	2%	16.7% ▲	+47	Criminal	2023 2.7%	2024 2.2%
		Traffic	13,906	94%	41.1% ▲	+4,048	Traffic	93.0%	94.1%
		Civil	521	4%	16.6% ▲	+74	Civil	4.2%	3.5%
		Civil Commitments	23	0%	35.3% ▲	+6	Civil Commitments	0.2%	0.2%
		GRAND TOTAL	14,779	100%	39.4% ▲	+4,175	GRAND TOTAL	100%	100%

Filings by Division & Code

Division	Case Type Description	Code	Summary	Change	% Change	Absolute Change
Criminal	Misdemeanor	M	177	▲	+25.5%	+36
	Felony	F	102	▲	+1.0%	+1
	Civil Violation	CV	21	▲	+23.5%	+4
	Capias	CA	17	↔		-
	Show Cause	SC	12	▲	+100.0%	+6
	Total			329	▲	16.7%
Traffic	Infraction	I	10,892	▲	+55.0%	+3,867
	Misdemeanor	M	2,844	▲	+3.3%	+91
	Capias	CA	70	▲	+70.7%	+29
	Civil Violation	CV	60	▲	-	+60
	Show Cause	SC	21	▼	-36.4%	-12
	Felony	F	17	▲	+183.3%	+11
	Other	O	2	▲	-	+2
	Total			13,906	▲	41.1%
Civil	Warrant in Debt	WD	262	▲	+63.8%	+102
	Garnishment	GA	163	▼	-11.9%	-22
	Unlawful Detainer	UD	42	▲	+2.4%	+1
	Other	OT	15	▼	+15.4%	+2
	Admin License	AL	11	▲	+22.2%	+2
	Preliminary Protective Order	PP	10	↔		-
	Impoundment	IM	4	▼	-42.9%	-3
	Motion for Judgment	MJ	4	▲	+300.0%	+3
	Abstract	AJ	3	▲	-	+3
	Detinue	DT	3	▲	+50.0%	+1
	Overweight	OC	3	▼	-25.0%	-1
	Protective Order	PO	1	▼	-87.5%	-7
	Bond Forfeiture	BF	0	▼	-100.0%	-3
	Capias	CA	0	▼	-100.0%	-1
	Mechanic's Lien	ML	0	▼	-100.0%	-1
	Show Cause	SC	0	▼	-100.0%	-1
	Tenants Assertion	TA	0	▼	-100.0%	-1
Total			521	▲	16.6%	+74
Civil Commitments	Temporary Detention Order	TD	16	▲	+33.3%	+4
	Emergency Custody Order	EC	5	▲	+25.0%	+1
	Medical Emergency Custody Order	ME	1	↔		-
	Mental Commitment	MC	1	▲	-	+1
Total			23	▲	35.3%	+6
GRAND TOTAL			14,779	▲	39.4%	+4,175

Filings by Major Case Category**

Category	Summary	Change	% Change	Absolute Change
Felony	119	▲	+11.2%	+12
Garnishment	163	▼	-11.9%	-22
General Civil	271	▲	+61.3%	+103
Infraction/Civil Violation	10,978	▲	+55.8%	+3,932
Landlord /Tenant	42	▼		0
Misdemeanor	3,021	▲	+4.4%	+127
Other	174	▲	+20.8%	+30

* Compared to same time period as previous year



** Case Type Categories are defined in the 2017 Virginia Judicial Workload Assessment

CPSS - GCMS CASELOAD STATISTICS OF THE GENERAL DISTRICT COURTS
 January 2024 thru September 2024 Filings (Compared to January 2023 thru September 2023)

Protective Orders	11	▼	-38.9%	-7
GRAND TOTAL	14,779	▲	39.4%	+4,175

* Compared to same time period as previous year

** Case Type Categories are defined in the 2017 Virginia Judicial Workload Assessment
 Source: SCV-SQL-Information

2024 Overall GRAND TOTAL		Distribution of Caseload			Change*		Percentage (%) of Caseload		
24,563	-374	Criminal	0	0%	-100.0% ▼	-1	Criminal	2023	2024
2024 		Civil	23,787	97%	-1.1% ▼	-274	Civil	0.0%	0.0%
2023 		Civil Commitments	776	3%	-11.3% ▼	-99	Civil Commitments	96.5%	96.8%
		GRAND TOTAL	24,563	100%	-1.5% ▼	-374	GRAND TOTAL	3.5%	3.2%
							GRAND TOTAL	100%	100%

Filings by Division & Code

Division	Case Type Description	Code	Summary	Change	% Change	Absolute Change
Criminal	Show Cause	SC	0	▼	-100.0%	-1
	Total		0	▼	-100.0%	-1
Civil	Unlawful Detainer	UD	7,884	▲	+5.2%	+390
	Garnishment	GA	7,737	▼	-10.9%	-945
	Warrant in Debt	WD	5,720	▲	+17.3%	+844
	Other	OT	694	▲	+5.2%	+34
	Motion for Judgment	MJ	512	▼	-11.1%	-64
	Preliminary Protective Order	PP	356	▲	+6.6%	+22
	Show Cause	SC	256	▼	-59.2%	-372
	Protective Order	PO	248	▲	+11.7%	+26
	Interrogatory	IN	160	▼	-28.6%	-64
	Abstract	AJ	127	▼	-40.9%	-88
	Detinue	DT	41	▼	-62.7%	-69
	Tenants Assertion	TA	41	▲	+78.3%	+18
	Counter Claim	CC	8	▼	-27.3%	-3
	Petition-Restore Arms	PR	2	↔		-
	Bond Forfeiture	BF	1	▲	-	+1
	Petition to Require Blood Test	BT	0	▼	-100.0%	-1
Third Party Claim	TH	0	▼	-100.0%	-3	
	Total		23,787	▼	-1.1%	-274
Civil Commitments	Temporary Detention Order	TD	442	▼	-24.7%	-145
	Emergency Custody Order	EC	333	▲	+15.6%	+45
	Mental Commitment	MC	1	▲	-	+1
	Total		776	▼	-11.3%	-99
GRAND TOTAL			24,563	▼	-1.5%	-374

Filings by Major Case Category**

Category	Summary	Change	% Change	Absolute Change
Garnishment	7,897	▼	-11.3%	-1,009
General Civil	6,293	▲	+12.9%	+718
Landlord /Tenant	7,925	▲	+5.4%	+408
Other	1,844	▲	-22.6%	-539
Protective Orders	604	▲	+8.6%	+48
GRAND TOTAL	24,563	▼	-1.5%	-374

* Compared to same time period as previous year

** Case Type Categories are defined in the 2017 Virginia Judicial Workload Assessment

2024 Overall GRAND TOTAL		Distribution of Caseload			Change*		Percentage (%) of Caseload		
7,551	+34	Criminal	7,183	95%	-1.0% ▼	-69	Criminal	2023 96.5%	2024 95.1%
2024		Traffic	352	5%	38.0% ▲	+97	Traffic	3.4%	4.7%
2023		Civil	16	0%	60.0% ▲	+6	Civil	0.1%	0.2%
		GRAND TOTAL	7,551	100%	0.5% ▲	+34	GRAND TOTAL	100%	100%

Filings by Division & Code



Division	Case Type Description	Code	Summary	Change	% Change	Absolute Change
Criminal	Misdemeanor	M	4,920	▲	+5.5%	+258
	Felony	F	1,974	▼	-10.8%	-240
	Show Cause	SC	108	▼	-12.2%	-15
	Civil Violation	CV	106	▼	-19.7%	-26
	Capias	CA	75	▼	-33.6%	-38
	Restricted Operators License	RL	0	▼	-100.0%	-8
	Total			7,183	▼	-1.0%
Traffic	Infraction	I	226	▲	+45.8%	+71
	Misdemeanor	M	111	▲	+24.7%	+22
	Felony	F	12	▲	+9.1%	+1
	Capias	CA	1	▲	-	+1
	Civil Violation	CV	1	▲	-	+1
	Show Cause	SC	1	▲	-	+1
Total			352	▲	38.0%	+97
Civil	Garnishment	GA	7	▲	-	+7
	Bond Forfeiture	BF	6	▼	-40.0%	-4
	Other	OT	2	▲	-	+2
	Impoundment	IM	1	▲	-	+1
Total			16	▲	60.0%	+6
GRAND TOTAL			7,551	▲	0.5%	+34

Filings by Major Case Category**

Category	Summary	Change	% Change	Absolute Change
Felony	1,986	▼	-10.7%	-239
Garnishment	7	▲	-	+7
General Civil	2	▲	-	+2
Infraction/Civil Violation	333	▲	+16.0%	+46
Misdemeanor	5,031	▼	+5.7%	+272
Other	192	▲	-22.0%	-54
GRAND TOTAL	7,551	▲	0.5%	+34

* Compared to same time period as previous year

** Case Type Categories are defined in the 2017 Virginia Judicial Workload Assessment
 Source: SCV-SQL-Information

2024 Overall GRAND TOTAL		Distribution of Caseload			Change*		Percentage (%) of Caseload		
16,770	+2,154	Criminal	1,423	8%	-10.8% ▼	-172	Criminal	2023: 10.9%	2024: 8.5%
2024 		Traffic	14,958	89%	19.7% ▲	+2,463	Traffic	85.5%	89.2%
2023 		Civil	389	2%	-26.0% ▼	-137	Civil	3.6%	2.3%
		GRAND TOTAL	16,770	100%	14.7% ▲	+2,154	GRAND TOTAL	100%	100%

Filings by Division & Code

Division	Case Type Description	Code	Summary	Change	% Change	Absolute Change
Criminal	Misdemeanor	M	1,018	▼	-13.9%	-165
	Civil Violation	CV	166	▼	-15.7%	-31
	Felony	F	121	▼	-2.4%	-3
	Show Cause	SC	81	▲	+35.0%	+21
	Restricted Operators License	RL	21	▲	+90.9%	+10
	Capias	CA	13	▼	-35.0%	-7
	Motion	MO	3	▲	-	+3
	Total			1,423	▼	-10.8%
Traffic	Infraction	I	10,490	▲	+23.4%	+1,989
	Misdemeanor	M	3,869	▲	+15.1%	+507
	Other	O	384	▼	-27.7%	-147
	Civil Violation	CV	134	▲	+509.1%	+112
	Felony	F	65	▲	+1.6%	+1
	Show Cause	SC	12	▲	+71.4%	+5
	Capias	CA	2	▼	-66.7%	-4
	Restricted Operators License	RL	2	↔	-	-
Total			14,958	▲	19.7%	+2,463
Civil	Admin License	AL	307	▼	-31.5%	-141
	Impoundment	IM	49	▼	-2.0%	-1
	Other	OT	18	▲	+12.5%	+2
	Bond Forfeiture	BF	15	▲	+25.0%	+3
Total			389	▼	-26.0%	-137
GRAND TOTAL			16,770	▲	14.7%	+2,154

Filings by Major Case Category**

Category	Summary	Change	% Change	Absolute Change
Felony	186	▼	-1.1%	-2
General Civil	18	▲	+12.5%	+2
Infraction/Civil Violation	11,174	▲	+20.8%	+1,923
Misdemeanor	4,910	▲	+7.7%	+352
Other	482	▲	-20.1%	-121
GRAND TOTAL	16,770	▲	14.7%	+2,154

* Compared to same time period as previous year

** Case Type Categories are defined in the 2017 Virginia Judicial Workload Assessment

Source: SCV-SQL-Information

2024 Overall GRAND TOTAL		Distribution of Caseload			Change*		Percentage (%) of Caseload		
38,039	+6,066	Criminal	5,194	14%	21.4% ▲	+916	Criminal	2023	2024
		Traffic	12,296	32%	36.6% ▲	+3,293	Traffic	13.4%	13.7%
2024		Civil	18,500	49%	10.4% ▲	+1,740	Civil	28.2%	32.3%
2023		Civil Commitments	2,049	5%	6.1% ▲	+117	Civil Commitments	52.4%	48.6%
		GRAND TOTAL	38,039	100%	19.0% ▲	+6,066	GRAND TOTAL	6.0%	5.4%
							GRAND TOTAL	100%	100%

Filings by Division & Code

Division	Case Type Description	Code	Summary	Change	% Change	Absolute Change
Criminal	Misdemeanor	M	3,185	▲	+19.0%	+509
	Felony	F	1,375	▲	+36.8%	+370
	Show Cause	SC	284	▲	+5.6%	+15
	Capias	CA	253	▲	+18.8%	+40
	Civil Violation	CV	97	▼	-15.7%	-18
	Total			5,194	▲	21.4%
Traffic	Infraction	I	8,596	▲	+36.2%	+2,283
	Misdemeanor	M	3,499	▲	+36.0%	+927
	Felony	F	77	▲	+37.5%	+21
	Capias	CA	57	▲	+235.3%	+40
	Show Cause	SC	54	▲	+116.0%	+29
	Restricted Operators License	RL	12	▼	-33.3%	-6
	Other	O	1	▲	-	+1
	Civil Violation	CV	0	▼	-100.0%	-2
	Total			12,296	▲	36.6%
Civil	Warrant in Debt	WD	7,349	▲	+25.6%	+1,497
	Unlawful Detainer	UD	4,604	▼	-9.5%	-482
	Garnishment	GA	4,300	▲	+22.2%	+780
	Other	OT	432	▲	-5.1%	-23
	Preliminary Protective Order	PP	379	▼	-14.8%	-66
	Bond Forfeiture	BF	256	▲	+85.5%	+118
	Protective Order	PO	246	▼	-12.1%	-34
	Show Cause	SC	221	▲	+28.5%	+49
	Motion for Judgment	MJ	172	▲	+41.0%	+50
	Admin License	AL	156	▼	-15.2%	-28
	Abstract	AJ	129	▼	-17.3%	-27
	Detinue	DT	93	▼	-30.6%	-41
	Interrogatory	IN	81	▼	-37.2%	-48
	Tenants Assertion	TA	46	▲	+2.2%	+1
	Counter Claim	CC	23	▼	-4.2%	-1
	Impoundment	IM	6	▲	+50.0%	+2
	Capias	CA	3	▼	-62.5%	-5
	Restricted Operators License	RL	2	▲	-	+2
	Petition-Restore Arms	PR	1	▼	-80.0%	-4
Third Party Claim	TH	1	↔	-	-	
Total			18,500	▲	10.4%	+1,740
Civil Commitments	Mental Commitment	MC	885	▼	-18.9%	-206
	Temporary Detention Order	TD	675	▲	+13.1%	+78
	Emergency Custody Order	EC	374	▲	+181.2%	+241
	Other	OT	85	▲	+11.8%	+9
	Medical Emergency Temporary Detention Order	MT	30	▼	-11.8%	-4
	Medical Emergency Custody Order	ME	0	▼	-100.0%	-1
Total			2,049	▲	6.1%	+117
GRAND TOTAL			38,039	▲	19.0%	+6,066

* Compared to same time period as previous year



** Case Type Categories are defined in the 2017 Virginia Judicial Workload Assessment

Filings by Major Case Category**

Category	Summary	Change	% Change	Absolute Change
Felony	1,452	▲	+36.9%	+391
Garnishment	4,381	▼	+20.1%	+732
General Civil	7,737	▼	+24.8%	+1,539
Infraction/Civil Violation	8,694	▲	+35.2%	+2,264
Involuntary Civil Commitments	85	▲	+11.8%	+9
Landlord /Tenant	4,650	▼	-9.4%	-481
Misdemeanor	6,698	▲	+27.2%	+1,432
Other	3,717	▲	+8.1%	+280
Protective Orders	625	▼	-13.8%	-100
GRAND TOTAL	38,039	▲	19.0%	+6,066

* Compared to same time period as previous year

** Case Type Categories are defined in the 2017 Virginia Judicial Workload Assessment
 Source: SCV-SQL-Information

2024 Overall GRAND TOTAL		Distribution of Caseload			Change*		Percentage (%) of Caseload		
1,225	+390	Criminal	131	11%	-16.6% ▼	-26	Criminal	2023	2024
		Traffic	825	67%	87.1% ▲	+384	Traffic	18.8%	10.7%
		Civil	267	22%	12.7% ▲	+30	Civil	52.8%	67.3%
		Civil Commitments	2	0%	- ▲	+2	Civil Commitments	28.4%	21.8%
		GRAND TOTAL	1,225	100%	46.7% ▲	+390	GRAND TOTAL	100%	100%

Filings by Division & Code

Division	Case Type Description	Code	Summary	Change	% Change	Absolute Change
Criminal	Misdemeanor	M	94	▼	-21.7%	-26
	Felony	F	20	▲	+25.0%	+4
	Capias	CA	11	▼	-26.7%	-4
	Civil Violation	CV	3	▼	-25.0%	-1
	Show Cause	SC	2	↔		-
	Restricted Operators License	RL	1	▲	-	+1
	Total			131	▼	-16.6%
Traffic	Infraction	I	669	▲	+101.5%	+337
	Misdemeanor	M	140	▲	+48.9%	+46
	Show Cause	SC	10	▲	+150.0%	+6
	Capias	CA	4	▼	-42.9%	-3
	Restricted Operators License	RL	2	↔		-
	Felony	F	0	▼	-100.0%	-2
Total			825	▲	87.1%	+384
Civil	Warrant in Debt	WD	132	▲	+32.0%	+32
	Garnishment	GA	81	▲	+9.5%	+7
	Unlawful Detainer	UD	15	▼	-16.7%	-3
	Other	OT	12	▼	-7.7%	-1
	Preliminary Protective Order	PP	8	▼	-33.3%	-4
	Protective Order	PO	7	▼	-36.4%	-4
	Interrogatory	IN	4	▲	+300.0%	+3
	Detinue	DT	3	▲	-	+3
	Abstract	AJ	2	▲	-	+2
	Admin License	AL	1	↔		-
	Bond Forfeiture	BF	1	▼	-50.0%	-1
	Counter Claim	CC	1	▼	-50.0%	-1
	Show Cause	SC	0	▼	-100.0%	-1
Tenants Assertion	TA	0	▼	-100.0%	-2	
Total			267	▲	12.7%	+30
Civil Commitments	Emergency Custody Order	EC	2	▲	-	+2
Total			2	▲	-	+2
GRAND TOTAL			1,225	▲	46.7%	+390



Filings by Major Case Category**

Category	Summary	Change	% Change	Absolute Change	
Felony	20	▼	+11.1%	+2	
Garnishment	85	▲	+13.3%	+10	
General Civil	135	▲	+33.7%	+34	
Infraction/Civil Violation	672	▲	+100.0%	+336	
Landlord /Tenant	15	▼	-25.0%	-5	
Misdemeanor	237	▲	+9.7%	+21	
Other	46	▲		0	
Protective Orders	15	▼	-34.8%	-8	
GRAND TOTAL		1,225	▲	46.7%	+390

* Compared to same time period as previous year

** Case Type Categories are defined in the 2017 Virginia Judicial Workload Assessment

Source: SCV-SQL-Information

2024 Overall GRAND TOTAL		Distribution of Caseload			Change*		Percentage (%) of Caseload		
8,715	-713	Criminal	1,347	15%	1.0% ▲	+13	Criminal	2023	2024
		Traffic	5,547	64%	-11.3% ▼	-705	Traffic	14.1%	15.5%
		Civil	1,768	20%	0.1% ▲	+2	Civil	66.3%	63.6%
		Civil Commitments	53	1%	-30.3% ▼	-23	Civil Commitments	18.7%	20.3%
		GRAND TOTAL	8,715	100%	-7.6% ▼	-713	GRAND TOTAL	0.8%	0.6%
							GRAND TOTAL	100%	100%

Filings by Division & Code

Division	Case Type Description	Code	Summary	Change	% Change	Absolute Change
Criminal	Misdemeanor	M	900	▲	+10.7%	+87
	Felony	F	215	▼	-29.0%	-88
	Capias	CA	110	▼	-4.3%	-5
	Show Cause	SC	78	▲	+41.8%	+23
	Civil Violation	CV	44	▼	-8.3%	-4
	Total			1,347	▲	1.0%
Traffic	Infraction	I	4,848	▼	-13.0%	-724
	Misdemeanor	M	647	▲	+2.5%	+16
	Civil Violation	CV	30	▲	-	+30
	Felony	F	9	↔	-	-
	Show Cause	SC	9	▼	-62.5%	-15
	Capias	CA	2	▼	-81.8%	-9
	Restricted Operators License	RL	2	▼	-60.0%	-3
	Total			5,547	▼	-11.3%
Civil	Warrant in Debt	WD	758	▲	+4.3%	+31
	Garnishment	GA	373	▲	+15.5%	+50
	Unlawful Detainer	UD	207	▼	-5.5%	-12
	Other	OT	103	▲	-11.2%	-13
	Admin License	AL	89	▼	-19.8%	-22
	Impoundment	IM	72	▲	+14.3%	+9
	Preliminary Protective Order	PP	72	▼	-7.7%	-6
	Protective Order	PO	33	▼	-19.5%	-8
	Bond Forfeiture	BF	13	▲	+30.0%	+3
	Interrogatory	IN	11	▼	-42.1%	-8
	Abstract	AJ	9	▼	-18.2%	-2
	Show Cause	SC	8	▲	+14.3%	+1
	Detinue	DT	6	▼	-75.0%	-18
	Motion for Judgment	MJ	6	▼	-50.0%	-6
	Tenants Assertion	TA	4	▲	+100.0%	+2
	Petition-Restore Arms	PR	2	▲	+100.0%	+1
	Capias	CA	1	▲	-	+1
	Counter Claim	CC	1	▼	-50.0%	-1
Total			1,768	▲	0.1%	+2
Civil Commitments	Temporary Detention Order	TD	32	▼	-25.6%	-11
	Emergency Custody Order	EC	18	▼	-43.8%	-14
	Mental Commitment	MC	3	▲	+200.0%	+2
Total			53	▼	-30.3%	-23
GRAND TOTAL			8,715	▼	-7.6%	-713

Filings by Major Case Category**

Category	Summary	Change	% Change	Absolute Change
Felony	224	▼	-28.2%	-88
Garnishment	384	▼	+12.3%	+42
General Civil	780	▼	+1.2%	+9
Infraction/Civil Violation	4,922	▲	-12.4%	-698
Landlord /Tenant	211	▲	-4.5%	-10
Misdemeanor	1,549	▼	+6.9%	+100
Other	540	▲	-9.1%	-54

* Compared to same time period as previous year



** Case Type Categories are defined in the 2017 Virginia Judicial Workload Assessment

CPSS - GCMS CASELOAD STATISTICS OF THE GENERAL DISTRICT COURTS
January 2024 thru September 2024 Filings (Compared to January 2023 thru September 2023)

Protective Orders	105	▼	-11.8%	-14
GRAND TOTAL	8,715	▼	-7.6%	-713

* Compared to same time period as previous year

** Case Type Categories are defined in the 2017 Virginia Judicial Workload Assessment
Source: SCV-SQL-Information

2024 Overall GRAND TOTAL		Distribution of Caseload			Change*		Percentage (%) of Caseload		
3,405	-93	Criminal	206	6%	-16.6% ▼	-41	Criminal	2023 7.1%	2024 6.0%
		Traffic	2,952	87%	-2.3% ▼	-70	Traffic	86.4%	86.7%
2024 		Civil	244	7%	10.9% ▲	+24	Civil	6.3%	7.2%
2023 		Civil Commitments	3	0%	-66.7% ▼	-6	Civil Commitments	0.3%	0.1%
		GRAND TOTAL	3,405	100%	-2.7% ▼	-93	GRAND TOTAL	100%	100%

Filings by Division & Code



Division	Case Type Description	Code	Summary	Change	% Change	Absolute Change
Criminal	Misdemeanor	M	163	▲	+0.6%	+1
	Felony	F	27	▼	-18.2%	-6
	Capias	CA	6	▼	-73.9%	-17
	Civil Violation	CV	6	↔		-
	Show Cause	SC	3	▼	-87.0%	-20
	Restricted Operators License	RL	1	▲	-	+1
	Total			206	▼	-16.6%
Traffic	Infraction	I	2,564	▼	-4.4%	-119
	Misdemeanor	M	373	▲	+13.4%	+44
	Capias	CA	8	▲	+166.7%	+5
	Show Cause	SC	5	▲	+66.7%	+2
	Restricted Operators License	RL	2	▼	-33.3%	-1
	Civil Violation	CV	0	▼	-100.0%	-1
Total			2,952	▼	-2.3%	-70
Civil	Warrant in Debt	WD	114	▲	+25.3%	+23
	Garnishment	GA	65	▲	+25.0%	+13
	Other	OT	22	▲	+4.8%	+1
	Admin License	AL	10	▲	+66.7%	+4
	Unlawful Detainer	UD	10	▼	-44.4%	-8
	Preliminary Protective Order	PP	9	▲	+12.5%	+1
	Protective Order	PO	7	▼	-36.4%	-4
	Detinue	DT	4	▲	+300.0%	+3
	Abstract	AJ	2	↔		-
	Impoundment	IM	1	▼	-83.3%	-5
	Counter Claim	CC	0	▼	-100.0%	-1
	Interrogatory	IN	0	▼	-100.0%	-1
	Petition-Restore Arms	PR	0	▼	-100.0%	-2
Total			244	▲	10.9%	+24
Civil Commitments	Temporary Detention Order	TD	3	▼	-62.5%	-5
	Emergency Custody Order	EC	0	▼	-100.0%	-1
Total			3	▼	-66.7%	-6
GRAND TOTAL			3,405	▼	-2.7%	-93

Filings by Major Case Category**

Category	Summary	Change	% Change	Absolute Change
Felony	27	▼	-18.2%	-6
Garnishment	65	▼	+22.6%	+12
General Civil	121	▲	+24.7%	+24
Infraction/Civil Violation	2,570	▼	-4.5%	-120
Landlord /Tenant	10	▼	-44.4%	-8
Misdemeanor	539	▲	+9.1%	+45
Other	57	▼	-39.4%	-37
Protective Orders	16	▼	-15.8%	-3
GRAND TOTAL	3,405	▼	-2.7%	-93

* Compared to same time period as previous year

** Case Type Categories are defined in the 2017 Virginia Judicial Workload Assessment
 Source: SCV-SQL-Information

2024 Overall GRAND TOTAL		Distribution of Caseload			Change*		Percentage (%) of Caseload		
4,333	+578	Criminal	370	9%	12.1% ▲	+40	Criminal	2023	2024
		Traffic	3,241	75%	14.2% ▲	+403	Traffic	8.8%	8.5%
		Civil	712	16%	24.3% ▲	+139	Civil	75.6%	74.8%
		Civil Commitments	10	0%	-28.6% ▼	-4	Civil Commitments	15.3%	16.4%
		GRAND TOTAL	4,333	100%	15.4% ▲	+578	GRAND TOTAL	0.4%	0.2%
							GRAND TOTAL	100%	100%

Filings by Division & Code

Division	Case Type Description	Code	Summary	Change	% Change	Absolute Change
Criminal	Misdemeanor	M	251	▲	+18.4%	+39
	Felony	F	77	▲	+22.2%	+14
	Capias	CA	24	▼	-11.1%	-3
	Show Cause	SC	12	▼	-29.4%	-5
	Civil Violation	CV	4	▼	-60.0%	-6
	Restricted Operators License	RL	2	▲	+100.0%	+1
	Total			370	▲	12.1%
Traffic	Infraction	I	2,856	▲	+16.4%	+402
	Misdemeanor	M	370	▲	+3.6%	+13
	Civil Violation	CV	5	▲	+66.7%	+2
	Capias	CA	4	▼	-77.8%	-14
	Show Cause	SC	4	▼	-20.0%	-1
	Felony	F	2	▲	-	+2
	Restricted Operators License	RL	0	▼	-100.0%	-1
Total			3,241	▲	14.2%	+403
Civil	Warrant in Debt	WD	362	▲	+47.2%	+116
	Garnishment	GA	181	▲	+23.1%	+34
	Unlawful Detainer	UD	58	▼	-26.6%	-21
	Other	OT	55	▲	+52.8%	+19
	Preliminary Protective Order	PP	18	▼	-10.0%	-2
	Protective Order	PO	14	↔	-	-
	Admin License	AL	9	▼	-40.0%	-6
	Counter Claim	CC	3	▲	+200.0%	+2
	Impoundment	IM	3	▼	-57.1%	-4
	Abstract	AJ	2	▲	+100.0%	+1
	Detinue	DT	2	▼	-33.3%	-1
	Interrogatory	IN	2	▼	-33.3%	-1
	Motion for Judgment	MJ	1	▲	-	+1
	Petition-Restore Arms	PR	1	▲	-	+1
	Show Cause	SC	1	▲	-	+1
Bond Forfeiture	BF	0	▼	-100.0%	-1	
Total			712	▲	24.3%	+139
Civil Commitments	Temporary Detention Order	TD	7	↔	-	-
	Emergency Custody Order	EC	3	▼	-57.1%	-4
Total			10	▼	-28.6%	-4
GRAND TOTAL			4,333	▲	15.4%	+578

Filings by Major Case Category**

Category	Summary	Change	% Change	Absolute Change
Felony	79	▲	+25.4%	+16
Garnishment	183	▼	+22.0%	+33
General Civil	371	▲	+45.5%	+116
Infraction/Civil Violation	2,865	▲	+16.1%	+398
Landlord /Tenant	58	▼	-26.6%	-21
Misdemeanor	623	▲	+9.1%	+52
Other	122	▲	-10.3%	-14
Protective Orders	32	▼	-5.9%	-2



* Compared to same time period as previous year

** Case Type Categories are defined in the 2017 Virginia Judicial Workload Assessment

<i>GRAND TOTAL</i>	4,333	▲	15.4%	+578
---------------------------	--------------	---	-------	------

* Compared to same time period as previous year

** Case Type Categories are defined in the 2017 Virginia Judicial Workload Assessment
Source: SCV-SQL-Information

2024 Overall GRAND TOTAL		Distribution of Caseload			Change*		Percentage (%) of Caseload		
1,360	-2	Criminal	183	13%	19.6% ▲	+30	Criminal	2023	2024
		Traffic	931	68%	-7.1% ▼	-71	Traffic	73.6%	68.5%
		Civil	237	17%	22.2% ▲	+43	Civil	14.2%	17.4%
		Civil Commitments	9	1%	-30.8% ▼	-4	Civil Commitments	1.0%	0.7%
		GRAND TOTAL	1,360	100%	-0.1% ▼	-2	GRAND TOTAL	100%	100%

Filings by Division & Code



Division	Case Type Description	Code	Summary	Change	% Change	Absolute Change
Criminal	Misdemeanor	M	121	▲	+17.5%	+18
	Felony	F	39	▲	+25.8%	+8
	Capias	CA	8	▲	+100.0%	+4
	Civil Violation	CV	8	▲	+60.0%	+3
	Show Cause	SC	7	▼	-30.0%	-3
	Total			183	▲	19.6%
Traffic	Infraction	I	761	▼	-7.0%	-57
	Misdemeanor	M	166	▼	-4.0%	-7
	Capias	CA	2	▼	-33.3%	-1
	Felony	F	1	▼	-50.0%	-1
	Show Cause	SC	1	▼	-75.0%	-3
	Civil Violation	CV	0	▼	-100.0%	-1
	Restricted Operators License	RL	0	▼	-100.0%	-1
	Total			931	▼	-7.1%
Civil	Warrant in Debt	WD	100	▲	+33.3%	+25
	Garnishment	GA	48	▲	+20.0%	+8
	Unlawful Detainer	UD	24	▼	-20.0%	-6
	Other	OT	19	▲	+46.2%	+6
	Admin License	AL	17	▲	+112.5%	+9
	Preliminary Protective Order	PP	14	▲	+133.3%	+8
	Protective Order	PO	9	▲	+200.0%	+6
	Detinue	DT	3	▲	+50.0%	+1
	Abstract	AJ	1	▼	-66.7%	-2
	Impoundment	IM	1	▼	-66.7%	-2
	Interrogatory	IN	1	▼	-80.0%	-4
	Counter Claim	CC	0	▼	-100.0%	-1
	Show Cause	SC	0	▼	-100.0%	-4
	Tenants Assertion	TA	0	▼	-100.0%	-1
Total			237	▲	22.2%	+43
Civil Commitments	Temporary Detention Order	TD	7	↔		-
	Emergency Custody Order	EC	2	▼	-66.7%	-4
	Total			9	▼	-30.8%
GRAND TOTAL			1,360	▼	-0.1%	-2

Filings by Major Case Category**

Category	Summary	Change	% Change	Absolute Change	
Felony	40	▼	+21.2%	+7	
Garnishment	49	▼	+8.9%	+4	
General Civil	104	▲	+33.3%	+26	
Infraction/Civil Violation	769	▼	-6.7%	-55	
Landlord /Tenant	24	▼	-22.6%	-7	
Misdemeanor	287	▼	+3.6%	+10	
Other	64	▼	-1.5%	-1	
Protective Orders	23	▲	+155.6%	+14	
GRAND TOTAL		1,360	▼	-0.1%	-2

* Compared to same time period as previous year

** Case Type Categories are defined in the 2017 Virginia Judicial Workload Assessment

2024 Overall GRAND TOTAL		Distribution of Caseload			Change*		Percentage (%) of Caseload		
1,662	+351	Criminal	318	19%	49.3% ▲	+105	Criminal	2023	2024
		Traffic	1,054	63%	27.0% ▲	+224	Traffic	16.2%	19.1%
		Civil	276	17%	12.2% ▲	+30	Civil	63.3%	63.4%
		Civil Commitments	14	1%	-36.4% ▼	-8	Civil Commitments	18.8%	16.6%
		GRAND TOTAL	1,662	100%	26.8% ▲	+351	GRAND TOTAL	100%	100%

Filings by Division & Code

Division	Case Type Description	Code	Summary	Change	% Change	Absolute Change
Criminal	Misdemeanor	M	252	▲	+70.3%	+104
	Felony	F	36	▲	+63.6%	+14
	Civil Violation	CV	17	▲	+183.3%	+11
	Show Cause	SC	8	▼	-50.0%	-8
	Capias	CA	5	▼	-76.2%	-16
	Total			318	▲	49.3%
Traffic	Infraction	I	868	▲	+28.6%	+193
	Misdemeanor	M	180	▲	+20.8%	+31
	Felony	F	2	↔		-
	Show Cause	SC	2	↔		-
	Capias	CA	1	▼	-50.0%	-1
	Civil Violation	CV	1	▲	-	+1
	Total			1,054	▲	27.0%
Civil	Warrant in Debt	WD	109	▲	+13.5%	+13
	Garnishment	GA	54	▲	+31.7%	+13
	Other	OT	32	▲	+6.7%	+2
	Unlawful Detainer	UD	22	▼	-31.3%	-10
	Admin License	AL	16	▲	+33.3%	+4
	Preliminary Protective Order	PP	16	▲	+6.7%	+1
	Protective Order	PO	9	▲	+28.6%	+2
	Impoundment	IM	6	▲	+50.0%	+2
	Detinue	DT	4	↔		-
	Abstract	AJ	2	↔		-
	Petition-Restore Arms	PR	2	▲	-	+2
	Bond Forfeiture	BF	1	▲	-	+1
	Interrogatory	IN	1	↔		-
	Motion for Judgment	MJ	1	▲	-	+1
	Tenants Assertion	TA	1	▲	-	+1
	Show Cause	SC	0	▼	-100.0%	-2
Total			276	▲	12.2%	+30
Civil Commitments	Temporary Detention Order	TD	10	▼	-44.4%	-8
	Emergency Custody Order	EC	4	↔		-
	Total		14	▼	-36.4%	-8
GRAND TOTAL			1,662	▲	26.8%	+351

Filings by Major Case Category**



Category	Summary	Change	% Change	Absolute Change
Felony	38	▲	+58.3%	+14
Garnishment	55	▲	+31.0%	+13
General Civil	120	▲	+17.6%	+18
Infraction/Civil Violation	886	▲	+30.1%	+205
Landlord /Tenant	23	▲	-28.1%	-9
Misdemeanor	432	▲	+45.5%	+135
Other	83	▲	-25.2%	-28
Protective Orders	25	▲	+13.6%	+3
GRAND TOTAL	1,662	▲	26.8%	+351

* Compared to same time period as previous year

** Case Type Categories are defined in the 2017 Virginia Judicial Workload Assessment

* Compared to same time period as previous year

** Case Type Categories are defined in the 2017 Virginia Judicial Workload Assessment
Source: SCV-SQL-Information

2024 Overall GRAND TOTAL		Distribution of Caseload			Change*		Percentage (%) of Caseload		
8,120	-1,522	Criminal	968	12%	15.9% ▲	+133	Criminal	2023 8.7%	2024 11.9%
		Traffic	6,250	77%	-23.0% ▼	-1,868	Traffic	84.2%	77.0%
		Civil	893	11%	32.1% ▲	+217	Civil	7.0%	11.0%
		Civil Commitments	9	0%	-30.8% ▼	-4	Civil Commitments	0.1%	0.1%
		GRAND TOTAL	8,120	100%	-15.8% ▼	-1,522	GRAND TOTAL	100%	100%

Filings by Division & Code

Division	Case Type Description	Code	Summary	Change	% Change	Absolute Change
Criminal	Misdemeanor	M	593	▲	+19.6%	+97
	Felony	F	208	▼	-11.9%	-28
	Capias	CA	92	▲	+50.8%	+31
	Civil Violation	CV	41	▲	+64.0%	+16
	Show Cause	SC	34	▲	+100.0%	+17
	Total			968	▲	15.9%
Traffic	Infraction	I	4,017	▼	-28.0%	-1,563
	Misdemeanor	M	2,055	▼	-11.3%	-262
	Capias	CA	97	▼	-28.7%	-39
	Show Cause	SC	51	▼	-16.4%	-10
	Civil Violation	CV	16	▲	+700.0%	+14
	Felony	F	14	▼	-36.4%	-8
Total			6,250	▼	-23.0%	-1,868
Civil	Warrant in Debt	WD	428	▲	+35.9%	+113
	Garnishment	GA	222	▲	+32.9%	+55
	Admin License	AL	69	▲	+27.8%	+15
	Other	OT	37	↔		-
	Unlawful Detainer	UD	32	↔		-
	Preliminary Protective Order	PP	30	▲	+150.0%	+18
	Impoundment	IM	15	▼	-34.8%	-8
	Bond Forfeiture	BF	11	▲	+1,000.0%	+10
	Protective Order	PO	11	↔		-
	Abstract	AJ	10	▲	+42.9%	+3
	Interrogatory	IN	10	▲	+233.3%	+7
	Detinue	DT	6	▲	-	+6
	Motion for Judgment	MJ	6	▲	+100.0%	+3
	Show Cause	SC	6	↔		-
	Counter Claim	CC	0	▼	-100.0%	-3
	Tenants Assertion	TA	0	▼	-100.0%	-2
Total			893	▲	32.1%	+217
Civil Commitments	Emergency Custody Order	EC	6	↔		-
	Temporary Detention Order	TD	3	▼	-25.0%	-1
	Mental Commitment	MC	0	▼	-100.0%	-1
	Petition	PT	0	▼	-100.0%	-2
Total			9	▼	-30.8%	-4
GRAND TOTAL			8,120	▼	-15.8%	-1,522

Filings by Major Case Category**

Category	Summary	Change	% Change	Absolute Change
Felony	222	▼	-14.0%	-36
Garnishment	232	▲	+36.5%	+62
General Civil	452	▲	+34.9%	+117
Infraction/Civil Violation	4,074	▲	-27.3%	-1,533
Involuntary Civil Commitments	0	▼	-100.0%	-2
Landlord /Tenant	32	▼	-5.9%	-2
Misdemeanor	2,648	▲	-5.9%	-165
Other	419	▲	+4.8%	+19

* Compared to same time period as previous year

** Case Type Categories are defined in the 2017 Virginia Judicial Workload Assessment

CPSS - GCMS CASELOAD STATISTICS OF THE GENERAL DISTRICT COURTS
 January 2024 thru September 2024 Filings (Compared to January 2023 thru September 2023)


New Kent

District: 9 FIPS: 127

Protective Orders	41	▲	+78.3%	+18
GRAND TOTAL	8,120	▼	-15.8%	-1,522

* Compared to same time period as previous year

** Case Type Categories are defined in the 2017 Virginia Judicial Workload Assessment
 Source: SCV-SQL-Information

2024 Overall GRAND TOTAL		Distribution of Caseload			Change*		Percentage (%) of Caseload		
15,768 +3,829 	Criminal	2,175	14%	8.8% ▲	+176	Criminal	2023: 16.7%	2024: 13.8%	
	Traffic	8,032	51%	62.6% ▲	+3,093	Traffic	41.4%	50.9%	
	Civil	3,853	24%	16.2% ▲	+537	Civil	27.8%	24.4%	
	Civil Commitments	1,708	11%	1.4% ▲	+23	Civil Commitments	14.1%	10.8%	
	GRAND TOTAL	15,768	100%	32.1% ▲	+3,829	GRAND TOTAL	100%	100%	

Filings by Division & Code

Division	Case Type Description	Code	Summary	Change	% Change	Absolute Change
Criminal	Misdemeanor	M	1,257	▲	+4.8%	+58
	Felony	F	486	▲	+26.9%	+103
	Capias	CA	241	▲	+17.0%	+35
	Show Cause	SC	120	▼	-4.8%	-6
	Civil Violation	CV	44	▼	-15.4%	-8
	Motion	MO	27	▼	-18.2%	-6
	Total			2,175	▲	8.8%
Traffic	Infraction	I	6,154	▲	+67.0%	+2,468
	Misdemeanor	M	1,690	▲	+49.4%	+559
	Show Cause	SC	59	↔	-	-
	Capias	CA	51	▲	+34.2%	+13
	Civil Violation	CV	44	▲	-	+44
	Felony	F	30	▲	+30.4%	+7
	Restricted Operators License	RL	2	↔	-	-
	Motion	MO	1	▲	-	+1
	Other	O	1	▲	-	+1
Total			8,032	▲	62.6%	+3,093
Civil	Warrant in Debt	WD	1,609	▲	+58.2%	+592
	Unlawful Detainer	UD	847	▼	-3.2%	-28
	Garnishment	GA	757	▲	+8.1%	+57
	Other	OT	157	▲	-27.3%	-59
	Preliminary Protective Order	PP	103	▼	-2.8%	-3
	Protective Order	PO	91	▼	-2.2%	-2
	Admin License	AL	87	▼	-23.7%	-27
	Interrogatory	IN	47	▲	+20.5%	+8
	Impoundment	IM	33	▲	+50.0%	+11
	Show Cause	SC	31	▲	+82.4%	+14
	Bond Forfeiture	BF	22	▲	-	+22
	Detinue	DT	20	▲	+185.7%	+13
	Abstract	AJ	17	▼	-58.5%	-24
	Motion for Judgment	MJ	14	▼	-68.9%	-31
	Tenants Assertion	TA	10	▼	-41.2%	-7
	Counter Claim	CC	5	▼	-16.7%	-1
	Petition-Restore Arms	PR	2	▲	+100.0%	+1
Overweight	OC	1	▲	-	+1	
Total			3,853	▲	16.2%	+537
Civil Commitments	Mental Commitment	MC	1,077	▲	+2.5%	+26
	Other	OT	450	▲	+2.0%	+9
	Temporary Detention Order	TD	137	▼	-11.6%	-18
	Emergency Custody Order	EC	44	▲	+15.8%	+6
Total			1,708	▲	1.4%	+23
GRAND TOTAL			15,768	▲	32.1%	+3,829

Filings by Major Case Category**

Category	Summary	Change	% Change	Absolute Change
Felony	516	▲	+27.1%	+110
Garnishment	804	▲	+8.8%	+65
General Civil	1,668	▲	+54.4%	+588

* Compared to same time period as previous year



** Case Type Categories are defined in the 2017 Virginia Judicial Workload Assessment

CPSS - GCMS CASELOAD STATISTICS OF THE GENERAL DISTRICT COURTS
 January 2024 thru September 2024 Filings (Compared to January 2023 thru September 2023)

Infraction/Civil Violation	6,244	▲	+67.0%	+2,506
Involuntary Civil Commitments	450	▲	+2.0%	+9
Landlord /Tenant	857	▼	-3.9%	-35
Misdemeanor	2,949	▲	+26.5%	+617
Other	2,086	▲	-1.2%	-26
Protective Orders	194	▼	-2.5%	-5
GRAND TOTAL	15,768	▲	32.1%	+3,829

* Compared to same time period as previous year

** Case Type Categories are defined in the 2017 Virginia Judicial Workload Assessment
 Source: SCV-SQL-Information

2024 Overall GRAND TOTAL		Distribution of Caseload			Change*		Percentage (%) of Caseload		
16,624	+2,814	Criminal	2,044	12%	14.8% ▲	+263	Criminal	2023	2024
		Traffic	11,344	68%	23.5% ▲	+2,155	Traffic	12.9%	12.3%
2024 		Civil	3,144	19%	13.3% ▲	+369	Civil	66.5%	68.2%
2023 		Civil Commitments	92	1%	41.5% ▲	+27	Civil Commitments	20.1%	18.9%
		GRAND TOTAL	16,624	100%	20.4% ▲	+2,814	GRAND TOTAL	0.5%	0.6%
							GRAND TOTAL	100%	100%

Filings by Division & Code

Division	Case Type Description	Code	Summary	Change	% Change	Absolute Change
Criminal	Misdemeanor	M	1,164	▲	+3.7%	+41
	Felony	F	572	▲	+43.4%	+173
	Capias	CA	181	▲	+24.0%	+35
	Show Cause	SC	84	▲	+9.1%	+7
	Civil Violation	CV	43	▲	+19.4%	+7
	Total			2,044	▲	14.8%
Traffic	Infraction	I	8,856	▲	+24.2%	+1,728
	Misdemeanor	M	2,413	▲	+22.3%	+440
	Felony	F	32	▲	+33.3%	+8
	Capias	CA	31	▼	-31.1%	-14
	Show Cause	SC	11	▼	-31.3%	-5
	Restricted Operators License	RL	1	▼	-50.0%	-1
	Civil Violation	CV	0	▼	-100.0%	-1
	Total			11,344	▲	23.5%
Civil	Warrant in Debt	WD	1,287	▲	+27.8%	+280
	Garnishment	GA	709	▼	-7.8%	-60
	Unlawful Detainer	UD	557	▲	+0.4%	+2
	Other	OT	161	▲	+29.8%	+37
	Admin License	AL	90	▲	+87.5%	+42
	Impoundment	IM	75	▲	+114.3%	+40
	Preliminary Protective Order	PP	63	▲	+14.5%	+8
	Protective Order	PO	51	▼	-5.6%	-3
	Abstract	AJ	49	▲	+81.5%	+22
	Motion for Judgment	MJ	27	▼	-3.6%	-1
	Interrogatory	IN	23	▲	+64.3%	+9
	Zoning Violation	ZO	22	▼	-29.0%	-9
	Show Cause	SC	11	↔		-
	Detinue	DT	9	▲	+200.0%	+6
	Tenants Assertion	TA	6	↔		-
	Counter Claim	CC	2	▼	-50.0%	-2
	Overweight	OC	1	▲	-	+1
	Petition-Restore Arms	PR	1	▼	-50.0%	-1
	Capias	CA	0	▼	-100.0%	-1
	Restricted Operators License	RL	0	▼	-100.0%	-1
Total			3,144	▲	13.3%	+369
Civil Commitments	Temporary Detention Order	TD	62	▲	+47.6%	+20
	Emergency Custody Order	EC	26	▲	+62.5%	+10
	Medical Emergency Temporary Detention Order	MT	4	▼	-42.9%	-3
	Total			92	▲	41.5%
GRAND TOTAL			16,624	▲	20.4%	+2,814

Filings by Major Case Category**

Category	Summary	Change	% Change	Absolute Change
Felony	604	▲	+42.8%	+181
Garnishment	732	▲	-6.5%	-51
General Civil	1,340	▲	+27.5%	+289
Infraction/Civil Violation	8,900	▲	+24.2%	+1,735
Landlord /Tenant	563	▲	+0.4%	+2

* Compared to same time period as previous year



** Case Type Categories are defined in the 2017 Virginia Judicial Workload Assessment

CPSS - GCMS CASELOAD STATISTICS OF THE GENERAL DISTRICT COURTS
 January 2024 thru September 2024 Filings (Compared to January 2023 thru September 2023)

Misdemeanor	3,600	▼	+15.0%	+470
Other	771	▲	+31.1%	+183
Protective Orders	114	▲	+4.6%	+5
GRAND TOTAL	16,624	▲	20.4%	+2,814

* Compared to same time period as previous year

** Case Type Categories are defined in the 2017 Virginia Judicial Workload Assessment
 Source: SCV-SQL-Information

2024 Overall GRAND TOTAL		Distribution of Caseload			Change*		Percentage (%) of Caseload		
3,461	+186	Criminal	295	9%	-46.8% ▼	-260	Criminal	2023	2024
		Traffic	2,329	67%	11.3% ▲	+237	Traffic	16.9%	8.5%
		Civil	816	24%	34.9% ▲	+211	Civil	63.9%	67.3%
		Civil Commitments	21	1%	-8.7% ▼	-2	Civil Commitments	18.5%	23.6%
		GRAND TOTAL	3,461	100%	5.7% ▲	+186	GRAND TOTAL	0.7%	0.6%
							GRAND TOTAL	100%	100%

Filings by Division & Code

Division	Case Type Description	Code	Summary	Change	% Change	Absolute Change
Criminal	Misdemeanor	M	164	▼	-56.5%	-213
	Felony	F	57	▼	-23.0%	-17
	Capias	CA	42	▲	+23.5%	+8
	Show Cause	SC	24	▼	-36.8%	-14
	Civil Violation	CV	8	▼	-75.0%	-24
	Total			295	▼	-46.8%
Traffic	Infraction	I	2,018	▲	+19.3%	+327
	Misdemeanor	M	286	▼	-20.1%	-72
	Show Cause	SC	15	▲	+15.4%	+2
	Capias	CA	6	▼	-50.0%	-6
	Felony	F	4	▼	-77.8%	-14
	Total			2,329	▲	11.3%
Civil	Warrant in Debt	WD	417	▲	+76.7%	+181
	Garnishment	GA	167	▼	-12.1%	-23
	Detinue	DT	60	▲	+185.7%	+39
	Unlawful Detainer	UD	37	▼	-15.9%	-7
	Preliminary Protective Order	PP	33	▲	+106.3%	+17
	Other	OT	32	▲	+10.3%	+3
	Protective Order	PO	27	▲	+68.8%	+11
	Show Cause	SC	13	▲	+44.4%	+4
	Admin License	AL	9	▼	-66.7%	-18
	Impoundment	IM	6	▲	+50.0%	+2
	Bond Forfeiture	BF	5	▲	+66.7%	+2
	Abstract	AJ	3	▼	-25.0%	-1
	Interrogatory	IN	3	▲	+200.0%	+2
	Capias	CA	2	▲	-	+2
	Restricted Operators License	RL	1	▲	-	+1
	Zoning Violation	ZO	1	▼	-75.0%	-3
	Petition-Restore Arms	PR	0	▼	-100.0%	-1
	Total			816	▲	34.9%
Civil Commitments	Emergency Custody Order	EC	13	▲	+44.4%	+4
	Temporary Detention Order	TD	7	▼	-41.7%	-5
	Mental Commitment	MC	1	▼	-50.0%	-1
	Total			21	▼	-8.7%
GRAND TOTAL			3,461	▲	5.7%	+186

Filings by Major Case Category**


Category	Summary	Change	% Change	Absolute Change
Felony	61	▼	-33.7%	-31
Garnishment	170	▲	-11.0%	-21
General Civil	481	▲	+85.7%	+222
Infraction/Civil Violation	2,026	▼	+17.6%	+303
Landlord /Tenant	37	▼	-15.9%	-7
Misdemeanor	452	▲	-38.8%	-287
Other	174	▲	-10.8%	-21
Protective Orders	60	▲	+87.5%	+28
GRAND TOTAL	3,461	▲	5.7%	+186

* Compared to same time period as previous year

** Case Type Categories are defined in the 2017 Virginia Judicial Workload Assessment

* Compared to same time period as previous year

** Case Type Categories are defined in the 2017 Virginia Judicial Workload Assessment
Source: SCV-SQL-Information

2024 Overall GRAND TOTAL		Distribution of Caseload			Change*		Percentage (%) of Caseload		
3,053	+517	Criminal	392	13%	-7.1% ▼	-30	Criminal	2023	2024
		Traffic	2,059	67%	25.5% ▲	+418	Traffic	64.7%	67.4%
2024		Civil	578	19%	29.6% ▲	+132	Civil	17.6%	18.9%
2023		Civil Commitments	24	1%	-11.1% ▼	-3	Civil Commitments	1.1%	0.8%
		GRAND TOTAL	3,053	100%	20.4% ▲	+517	GRAND TOTAL	100%	100%

Filings by Division & Code

Division	Case Type Description	Code	Summary	Change	% Change	Absolute Change
Criminal	Misdemeanor	M	220	▼	-16.7%	-44
	Felony	F	118	▲	+24.2%	+23
	Show Cause	SC	29	▼	-12.1%	-4
	Capias	CA	17	▼	-26.1%	-6
	Civil Violation	CV	8	▲	+14.3%	+1
	Total			392	▼	-7.1%
Traffic	Infraction	I	1,640	▲	+22.4%	+300
	Misdemeanor	M	404	▲	+35.1%	+105
	Show Cause	SC	8	▲	+300.0%	+6
	Civil Violation	CV	4	▲	-	+4
	Capias	CA	2	▲	-	+2
	Felony	F	1	▲	-	+1
Total			2,059	▲	25.5%	+418
Civil	Warrant in Debt	WD	278	▲	+62.6%	+107
	Garnishment	GA	116	▲	+12.6%	+13
	Other	OT	46	▲	+12.2%	+5
	Impoundment	IM	36	▲	+50.0%	+12
	Unlawful Detainer	UD	29	▼	-40.8%	-20
	Admin License	AL	23	▲	+43.8%	+7
	Protective Order	PO	20	▲	+100.0%	+10
	Preliminary Protective Order	PP	17	▲	+6.3%	+1
	Detinue	DT	8	▲	+60.0%	+3
	Show Cause	SC	3	▼	-40.0%	-2
	Bond Forfeiture	BF	1	▲	-	+1
	Interrogatory	IN	1	▼	-50.0%	-1
	Motion for Judgment	MJ	0	▼	-100.0%	-3
	Overweight	OC	0	▼	-100.0%	-1
Total			578	▲	29.6%	+132
Civil Commitments	Temporary Detention Order	TD	21	▲	+10.5%	+2
	Emergency Custody Order	EC	3	▼	-57.1%	-4
	Petition	PT	0	▼	-100.0%	-1
Total			24	▼	-11.1%	-3
GRAND TOTAL			3,053	▲	20.4%	+517

Filings by Major Case Category**



Category	Summary	Change	% Change	Absolute Change
Felony	119	▲	+25.3%	+24
Garnishment	117	▼	+11.4%	+12
General Civil	288	▲	+59.1%	+107
Infraction/Civil Violation	1,652	▲	+22.6%	+304
Involuntary Civil Commitments	0	▼	-100.0%	-1
Landlord /Tenant	29	▼	-40.8%	-20
Misdemeanor	624	▲	+10.8%	+61
Other	187	▲	+11.3%	+19
Protective Orders	37	▲	+42.3%	+11
GRAND TOTAL	3,053	▲	20.4%	+517

* Compared to same time period as previous year

** Case Type Categories are defined in the 2017 Virginia Judicial Workload Assessment

* Compared to same time period as previous year

** Case Type Categories are defined in the 2017 Virginia Judicial Workload Assessment
Source: SCV-SQL-Information

2024 Overall GRAND TOTAL		Distribution of Caseload			Change*		Percentage (%) of Caseload		
2,756	-1,835	Criminal	316	11%	8.6% ▲	+25	Criminal	2023 6.3%	2024 11.5%
		Traffic	1,957	71%	-48.6% ▼	-1,850	Traffic	82.9%	71.0%
		Civil	469	17%	-3.1% ▼	-15	Civil	10.5%	17.0%
		Civil Commitments	14	1%	55.6% ▲	+5	Civil Commitments	0.2%	0.5%
		GRAND TOTAL	2,756	100%	-40.0% ▼	-1,835	GRAND TOTAL	100%	100%

Filings by Division & Code

Division	Case Type Description	Code	Summary	Change	% Change	Absolute Change
Criminal	Misdemeanor	M	153	▼	-5.6%	-9
	Felony	F	114	▲	+23.9%	+22
	Show Cause	SC	30	▲	+42.9%	+9
	Capias	CA	16	↔		-
	Civil Violation	CV	3	▲	-	+3
	Total			316	▲	8.6%
Traffic	Infraction	I	1,618	▼	-51.6%	-1,722
	Misdemeanor	M	315	▼	-27.9%	-122
	Felony	F	10	▲	+233.3%	+7
	Show Cause	SC	10	▼	-37.5%	-6
	Capias	CA	4	▼	-63.6%	-7
	Total			1,957	▼	-48.6%
Civil	Warrant in Debt	WD	273	▲	+17.2%	+40
	Garnishment	GA	98	▲	+5.4%	+5
	Other	OT	33	▼	-28.3%	-13
	Unlawful Detainer	UD	19	▼	-54.8%	-23
	Bond Forfeiture	BF	9	▲	+350.0%	+7
	Protective Order	PO	9	▼	-52.6%	-10
	Impoundment	IM	8	▼	-38.5%	-5
	Preliminary Protective Order	PP	7	▼	-61.1%	-11
	Admin License	AL	6	▼	-40.0%	-4
	Detinue	DT	4	▲	+300.0%	+3
	Abstract	AJ	2	▲	+100.0%	+1
	Petition-Restore Arms	PR	1	▲	-	+1
	Interrogatory	IN	0	▼	-100.0%	-3
	Show Cause	SC	0	▼	-100.0%	-3
	Total			469	▼	-3.1%
Civil Commitments	Temporary Detention Order	TD	13	▲	+44.4%	+4
	Emergency Custody Order	EC	1	▲	-	+1
Total			14	▲	55.6%	+5
GRAND TOTAL			2,756	▼	-40.0%	-1,835



Filings by Major Case Category**

Category	Summary	Change	% Change	Absolute Change
Felony	124	▲	+30.5%	+29
Garnishment	98	▼	+2.1%	+2
General Civil	279	▲	+17.7%	+42
Infraction/Civil Violation	1,621	▲	-51.5%	-1,719
Landlord /Tenant	19	▼	-54.8%	-23
Misdemeanor	468	▼	-21.9%	-131
Other	131	▲	-9.7%	-14
Protective Orders	16	▼	-56.8%	-21
GRAND TOTAL	2,756	▼	-40.0%	-1,835

* Compared to same time period as previous year

** Case Type Categories are defined in the 2017 Virginia Judicial Workload Assessment

Source: SCV-SQL-Information

2024 Overall GRAND TOTAL		Distribution of Caseload			Change*		Percentage (%) of Caseload		
2,053	-840	Criminal	187	9%	-1.1% ▼	-2	Criminal	2023 6.5%	2024 9.1%
		Traffic	1,489	73%	-36.7% ▼	-865	Traffic	81.4%	72.5%
		Civil	365	18%	9.3% ▲	+31	Civil	11.5%	17.8%
		Civil Commitments	12	1%	-25.0% ▼	-4	Civil Commitments	0.6%	0.6%
		GRAND TOTAL	2,053	100%	-29.0% ▼	-840	GRAND TOTAL	100%	100%

Filings by Division & Code

Division	Case Type Description	Code	Summary	Change	% Change	Absolute Change
Criminal	Misdemeanor	M	145	▲	+28.3%	+32
	Felony	F	18	▼	-61.7%	-29
	Show Cause	SC	15	▲	+114.3%	+8
	Capias	CA	7	▼	-41.7%	-5
	Civil Violation	CV	2	▼	-80.0%	-8
	Total			187	▼	-1.1%
Traffic	Infraction	I	1,254	▼	-38.1%	-771
	Misdemeanor	M	225	▼	-29.0%	-92
	Show Cause	SC	5	▼	-28.6%	-2
	Capias	CA	4	↔		-
	Felony	F	1	↔		-
	Total			1,489	▼	-36.7%
Civil	Warrant in Debt	WD	175	▲	+48.3%	+57
	Garnishment	GA	80	▼	-26.6%	-29
	Other	OT	34	▼	+36.0%	+9
	Unlawful Detainer	UD	23	▼	-42.5%	-17
	Preliminary Protective Order	PP	18	↔		-
	Protective Order	PO	13	▲	+225.0%	+9
	Admin License	AL	4	▼	-33.3%	-2
	Abstract	AJ	3	▲	-	+3
	Detinue	DT	3	▲	+200.0%	+2
	Impoundment	IM	3	▼	-66.7%	-6
	Interrogatory	IN	2	▲	+100.0%	+1
	Show Cause	SC	2	↔		-
	Bond Forfeiture	BF	1	▲	-	+1
	Capias	CA	1	▲	-	+1
	Motion for Judgment	MJ	1	▲	-	+1
	Overweight	OC	1	↔		-
	Restricted Operators License	RL	1	▲	-	+1
Total			365	▲	9.3%	+31
Civil Commitments	Temporary Detention Order	TD	8	▼	-27.3%	-3
	Emergency Custody Order	EC	4	▼	-20.0%	-1
	Total		12	▼	-25.0%	-4
GRAND TOTAL			2,053	▼	-29.0%	-840

Filings by Major Case Category**



Category	Summary	Change	% Change	Absolute Change
Felony	19	▼	-60.4%	-29
Garnishment	82	▲	-25.5%	-28
General Civil	179	▲	+47.9%	+58
Infraction/Civil Violation	1,257	▼	-38.3%	-779
Landlord /Tenant	23	▼	-42.5%	-17
Misdemeanor	371	▲	-13.7%	-59
Other	91	▲	+5.8%	+5
Protective Orders	31	▲	+40.9%	+9
GRAND TOTAL	2,053	▼	-29.0%	-840

* Compared to same time period as previous year

** Case Type Categories are defined in the 2017 Virginia Judicial Workload Assessment
 Source: SCV-SQL-Information

* Compared to same time period as previous year

** Case Type Categories are defined in the 2017 Virginia Judicial Workload Assessment
Source: SCV-SQL-Information

2024 Overall GRAND TOTAL		Distribution of Caseload			Change*		Percentage (%) of Caseload			
7,613	-697	Criminal	1,212	16%	-6.0%	▼	-78	Criminal	2023: 15.5%	2024: 15.9%
		Traffic	4,754	62%	-14.4%	▼	-797	Traffic	66.8%	62.4%
		Civil	1,567	21%	11.5%	▲	+162	Civil	16.9%	20.6%
		Civil Commitments	80	1%	25.0%	▲	+16	Civil Commitments	0.8%	1.1%
		GRAND TOTAL	7,613	100%	-8.4%	▼	-697	GRAND TOTAL	100%	100%

Filings by Division & Code

Division	Case Type Description	Code	Summary	Change	% Change	Absolute Change
Criminal	Misdemeanor	M	707	▲	+2.2%	+15
	Felony	F	240	▼	-27.9%	-93
	Capias	CA	113	▲	+1.8%	+2
	Show Cause	SC	110	▲	+12.2%	+12
	Civil Violation	CV	29	▼	-35.6%	-16
	Restricted Operators License	RL	13	▲	+30.0%	+3
	Motion	MO	0	▼	-100.0%	-1
	Total			1,212	▼	-6.0%
Traffic	Infraction	I	3,677	▼	-18.9%	-858
	Misdemeanor	M	975	▲	+7.0%	+64
	Show Cause	SC	51	▲	+13.3%	+6
	Capias	CA	38	▲	+8.6%	+3
	Restricted Operators License	RL	7	▲	+16.7%	+1
	Felony	F	4	▼	-78.9%	-15
	Civil Violation	CV	1	▲	-	+1
	Motion	MO	1	▲	-	+1
Total			4,754	▼	-14.4%	-797
Civil	Warrant in Debt	WD	709	▲	+32.3%	+173
	Garnishment	GA	418	▲	+7.2%	+28
	Other	OT	114	▲	-2.6%	-3
	Unlawful Detainer	UD	88	▼	-24.1%	-28
	Preliminary Protective Order	PP	58	▲	+28.9%	+13
	Admin License	AL	55	▼	-8.3%	-5
	Detinue	DT	55	▼	-23.6%	-17
	Protective Order	PO	31	▲	+106.7%	+16
	Bond Forfeiture	BF	16	▲	+14.3%	+2
	Impoundment	IM	11	▼	-56.0%	-14
	Show Cause	SC	5	▲	+150.0%	+3
	Interrogatory	IN	3	▲	+50.0%	+1
	Petition-Restore Arms	PR	2	↔	-	-
	Abstract	AJ	1	▼	-85.7%	-6
	Motion for Judgment	MJ	1	↔	-	-
	Overweight	OC	0	▼	-100.0%	-1
Total			1,567	▲	11.5%	+162
Civil Commitments	Temporary Detention Order	TD	50	▲	+25.0%	+10
	Emergency Custody Order	EC	29	▲	+26.1%	+6
	Mental Commitment	MC	1	▲	-	+1
	Medical Emergency Temporary Detention Order	MT	0	▼	-100.0%	-1
	Total			80	▲	25.0%
GRAND TOTAL			7,613	▼	-8.4%	-697

Filings by Major Case Category**

Category	Summary	Change	% Change	Absolute Change
Felony	244	▼	-30.7%	-108
Garnishment	421	▲	+7.4%	+29
General Civil	774	▲	+25.4%	+157
Infraction/Civil Violation	3,707	▲	-19.1%	-874
Landlord /Tenant	88	▼	-24.1%	-28

* Compared to same time period as previous year



** Case Type Categories are defined in the 2017 Virginia Judicial Workload Assessment

CPSS - GCMS CASELOAD STATISTICS OF THE GENERAL DISTRICT COURTS
 January 2024 thru September 2024 Filings (Compared to January 2023 thru September 2023)

Misdemeanor	1,702	▲	+5.1%	+83
Other	588	▲	+2.6%	+15
Protective Orders	89	▲	+48.3%	+29
GRAND TOTAL	7,613	▼	-8.4%	-697

* Compared to same time period as previous year

** Case Type Categories are defined in the 2017 Virginia Judicial Workload Assessment
 Source: SCV-SQL-Information

2024 Overall GRAND TOTAL		Distribution of Caseload			Change*		Percentage (%) of Caseload		
1,667	+127	Criminal	268	16%	29.5% ▲	+61	Criminal	2023	2024
		Traffic	1,026	62%	4.2% ▲	+41	Traffic	13.4%	16.1%
		Civil	358	21%	6.9% ▲	+23	Civil	64.0%	61.5%
		Civil Commitments	15	1%	15.4% ▲	+2	Civil Commitments	21.8%	21.5%
		GRAND TOTAL	1,667	100%	8.2% ▲	+127	GRAND TOTAL	0.8%	0.9%
							GRAND TOTAL	100%	100%

Filings by Division & Code



Division	Case Type Description	Code	Summary	Change	% Change	Absolute Change
Criminal	Misdemeanor	M	155	▲	+39.6%	+44
	Felony	F	63	▲	+43.2%	+19
	Show Cause	SC	28	▲	+33.3%	+7
	Capias	CA	16	▼	-11.1%	-2
	Civil Violation	CV	6	▼	-53.8%	-7
	Total			268	▲	29.5%
Traffic	Infraction	I	814	▲	+7.5%	+57
	Misdemeanor	M	205	▼	-8.1%	-18
	Show Cause	SC	4	▲	+100.0%	+2
	Capias	CA	2	▲	+100.0%	+1
	Felony	F	1	▼	-50.0%	-1
	Total			1,026	▲	4.2%
Civil	Warrant in Debt	WD	164	▲	+60.8%	+62
	Garnishment	GA	81	▼	-5.8%	-5
	Unlawful Detainer	UD	41	▼	-14.6%	-7
	Other	OT	32	▲	-23.8%	-10
	Preliminary Protective Order	PP	17	▼	-26.1%	-6
	Protective Order	PO	16	▼	-33.3%	-8
	Interrogatory	IN	3	▲	-	+3
	Abstract	AJ	1	▼	-50.0%	-1
	Admin License	AL	1	▼	-50.0%	-1
	Detinue	DT	1	▼	-75.0%	-3
	Show Cause	SC	1	▲	-	+1
	Motion for Judgment	MJ	0	▼	-100.0%	-1
	Petition-Restore Arms	PR	0	▼	-100.0%	-1
	Total			358	▲	6.9%
Civil Commitments	Temporary Detention Order	TD	9	▲	+28.6%	+2
	Emergency Custody Order	EC	6	↔	-	-
	Total		15	▲	15.4%	+2
GRAND TOTAL			1,667	▲	8.2%	+127

Filings by Major Case Category**

Category	Summary	Change	% Change	Absolute Change
Felony	64	▼	+39.1%	+18
Garnishment	84	▲	-2.3%	-2
General Civil	166	▲	+53.7%	+58
Infraction/Civil Violation	820	▼	+6.5%	+50
Landlord /Tenant	41	▼	-14.6%	-7
Misdemeanor	360	▲	+7.8%	+26
Other	99	▲	-2.0%	-2
Protective Orders	33	▼	-29.8%	-14
GRAND TOTAL	1,667	▲	8.2%	+127

* Compared to same time period as previous year

** Case Type Categories are defined in the 2017 Virginia Judicial Workload Assessment
 Source: SCV-SQL-Information

2024 Overall GRAND TOTAL		Distribution of Caseload			Change*		Percentage (%) of Caseload		
12,171	+1,168	Criminal	1,212	10%	5.3% ▲	+61	Criminal	2023	2024
		Traffic	9,305	76%	10.8% ▲	+905	Traffic	10.5%	10.0%
		Civil	1,569	13%	13.6% ▲	+188	Civil	76.3%	76.5%
		Civil Commitments	85	1%	19.7% ▲	+14	Civil Commitments	12.6%	12.9%
		GRAND TOTAL	12,171	100%	10.6% ▲	+1,168	GRAND TOTAL	0.6%	0.7%
							GRAND TOTAL	100%	100%

Filings by Division & Code

Division	Case Type Description	Code	Summary	Change	% Change	Absolute Change
Criminal	Misdemeanor	M	744	▲	+8.1%	+56
	Felony	F	210	▼	-17.0%	-43
	Show Cause	SC	127	▲	+15.5%	+17
	Capias	CA	101	▲	+31.2%	+24
	Civil Violation	CV	30	▲	+30.4%	+7
	Total			1,212	▲	5.3%
Traffic	Infraction	I	6,943	▲	+7.4%	+477
	Misdemeanor	M	2,317	▲	+22.5%	+425
	Show Cause	SC	20	▲	+53.8%	+7
	Capias	CA	12	↔		-
	Felony	F	11	▼	-31.3%	-5
	Civil Violation	CV	2	▲	+100.0%	+1
Total			9,305	▲	10.8%	+905
Civil	Warrant in Debt	WD	640	▲	+45.5%	+200
	Garnishment	GA	368	▲	+10.5%	+35
	Unlawful Detainer	UD	135	▼	-28.2%	-53
	Detinue	DT	120	▼	-5.5%	-7
	Other	OT	100	▼	+16.3%	+14
	Preliminary Protective Order	PP	46	▼	-4.2%	-2
	Protective Order	PO	41	▼	-8.9%	-4
	Admin License	AL	35	▼	-2.8%	-1
	Bond Forfeiture	BF	32	▼	-13.5%	-5
	Impoundment	IM	24	▲	+26.3%	+5
	Interrogatory	IN	9	▲	+125.0%	+5
	Abstract	AJ	8	▼	-20.0%	-2
	Motion for Judgment	MJ	6	▲	+50.0%	+2
	Show Cause	SC	4	▲	+33.3%	+1
	Petition-Restore Arms	PR	1	▲	-	+1
	Tenants Assertion	TA	0	▼	-100.0%	-1
Total			1,569	▲	13.6%	+188
Civil Commitments	Temporary Detention Order	TD	49	▲	+25.6%	+10
	Emergency Custody Order	EC	34	▲	+17.2%	+5
	Mental Commitment	MC	2	▼	-33.3%	-1
Total			85	▲	19.7%	+14
GRAND TOTAL			12,171	▲	10.6%	+1,168

Filings by Major Case Category**

Category	Summary	Change	% Change	Absolute Change
Felony	221	▼	-17.8%	-48
Garnishment	377	▲	+11.9%	+40
General Civil	770	▲	+32.8%	+190
Infraction/Civil Violation	6,975	▲	+7.5%	+485
Landlord /Tenant	135	▼	-28.6%	-54
Misdemeanor	3,061	▲	+18.6%	+481
Other	545	▲	+17.2%	+80
Protective Orders	87	▼	-6.5%	-6
GRAND TOTAL	12,171	▲	10.6%	+1,168

* Compared to same time period as previous year

** Case Type Categories are defined in the 2017 Virginia Judicial Workload Assessment

* Compared to same time period as previous year

** Case Type Categories are defined in the 2017 Virginia Judicial Workload Assessment
Source: SCV-SQL-Information

2024 Overall GRAND TOTAL		Distribution of Caseload			Change*		Percentage (%) of Caseload		
6,825	-668	Criminal	881	13%	16.2% ▲	+123	Criminal	2023	2024
		Traffic	4,548	67%	-17.6% ▼	-971	Traffic	10.1%	12.9%
2024		Civil	1,319	19%	16.1% ▲	+183	Civil	73.7%	66.6%
2023		Civil Commitments	77	1%	-3.8% ▼	-3	Civil Commitments	15.2%	19.3%
		GRAND TOTAL	6,825	100%	-8.9% ▼	-668	GRAND TOTAL	1.1%	1.1%
							GRAND TOTAL	100%	100%

Filings by Division & Code

Division	Case Type Description	Code	Summary	Change	% Change	Absolute Change
Criminal	Misdemeanor	M	549	▲	+25.3%	+111
	Felony	F	142	▲	+6.8%	+9
	Show Cause	SC	124	▲	+7.8%	+9
	Capias	CA	40	▼	-18.4%	-9
	Civil Violation	CV	26	▲	+13.0%	+3
	Total			881	▲	16.2%
Traffic	Infraction	I	3,987	▼	-19.3%	-953
	Misdemeanor	M	525	▼	-5.4%	-30
	Felony	F	15	▲	+400.0%	+12
	Capias	CA	10	▲	+25.0%	+2
	Show Cause	SC	10	▼	-23.1%	-3
	Civil Violation	CV	1	▲	-	+1
	Total			4,548	▼	-17.6%
Civil	Warrant in Debt	WD	528	▲	+84.0%	+241
	Garnishment	GA	323	▼	-5.0%	-17
	Unlawful Detainer	UD	166	▼	-22.8%	-49
	Detinue	DT	117	▼	-12.7%	-17
	Other	OT	68	▼	+11.5%	+7
	Admin License	AL	52	▼	-20.0%	-13
	Preliminary Protective Order	PP	25	▲	+108.3%	+13
	Show Cause	SC	15	▲	+400.0%	+12
	Protective Order	PO	11	▼	-8.3%	-1
	Interrogatory	IN	5	▲	+66.7%	+2
	Motion for Judgment	MJ	3	▲	+200.0%	+2
	Abstract	AJ	2	▲	-	+2
	Tenants Assertion	TA	2	▲	-	+2
	Impoundment	IM	1	▼	-50.0%	-1
	Restricted Operators License	RL	1	▲	-	+1
	Overweight	OC	0	▼	-100.0%	-1
Total			1,319	▲	16.1%	+183
Civil Commitments	Temporary Detention Order	TD	50	▲	+4.2%	+2
	Emergency Custody Order	EC	25	▼	-13.8%	-4
	Medical Emergency Temporary Detention Order	MT	2	▲	+100.0%	+1
	Medical Emergency Custody Order	ME	0	▼	-100.0%	-1
	Mental Commitment	MC	0	▼	-100.0%	-1
Total			77	▼	-3.8%	-3
GRAND TOTAL			6,825	▼	-8.9%	-668

Filings by Major Case Category**

Category	Summary	Change	% Change	Absolute Change
Felony	157	▲	+15.4%	+21
Garnishment	328	▲	-4.4%	-15
General Civil	649	▲	+53.1%	+225
Infraction/Civil Violation	4,014	▲	-19.1%	-950
Landlord /Tenant	168	▲	-21.9%	-47
Misdemeanor	1,075	▲	+8.3%	+82
Other	398	▲	+1.0%	+4

* Compared to same time period as previous year



** Case Type Categories are defined in the 2017 Virginia Judicial Workload Assessment

CPSS - GCMS CASELOAD STATISTICS OF THE GENERAL DISTRICT COURTS
January 2024 thru September 2024 Filings (Compared to January 2023 thru September 2023)

Protective Orders	36	▲	+50.0%	+12
GRAND TOTAL	6,825	▼	-8.9%	-668

* Compared to same time period as previous year

** Case Type Categories are defined in the 2017 Virginia Judicial Workload Assessment
Source: SCV-SQL-Information

2024 Overall GRAND TOTAL		Distribution of Caseload			Change*		Percentage (%) of Caseload		
2,639	+247	Criminal	321	12%	25.9% ▲	+66	Criminal	2023	2024
		Traffic	1,847	70%	8.1% ▲	+138	Traffic	10.7%	12.2%
		Civil	460	17%	11.7% ▲	+48	Civil	71.4%	70.0%
		Civil Commitments	11	0%	-31.3% ▼	-5	Civil Commitments	17.2%	17.4%
		GRAND TOTAL	2,639	100%	10.3% ▲	+247	GRAND TOTAL	0.7%	0.4%
							GRAND TOTAL	100%	100%

Filings by Division & Code

Division	Case Type Description	Code	Summary	Change	% Change	Absolute Change
Criminal	Misdemeanor	M	175	▲	+18.2%	+27
	Felony	F	84	▲	+44.8%	+26
	Show Cause	SC	30	▲	+57.9%	+11
	Capias	CA	16	↔		-
	Civil Violation	CV	16	▲	+23.1%	+3
	Restricted Operators License	RL	0	▼	-100.0%	-1
	Total			321	▲	25.9%
Traffic	Infraction	I	1,376	▲	+4.5%	+59
	Misdemeanor	M	435	▲	+20.8%	+75
	Show Cause	SC	19	▲	+18.8%	+3
	Capias	CA	12	▼	-14.3%	-2
	Felony	F	2	↔		-
	Restricted Operators License	RL	2	▲	-	+2
	Civil Violation	CV	1	▲	-	+1
Total			1,847	▲	8.1%	+138
Civil	Warrant in Debt	WD	248	▲	+29.8%	+57
	Garnishment	GA	122	▲	+23.2%	+23
	Admin License	AL	28	▼	-12.5%	-4
	Unlawful Detainer	UD	23	▼	-34.3%	-12
	Other	OT	11	▲	-47.6%	-10
	Protective Order	PO	7	▲	+16.7%	+1
	Abstract	AJ	6	▼	-14.3%	-1
	Preliminary Protective Order	PP	6	▼	-33.3%	-3
	Detinue	DT	3	▲	+200.0%	+2
	Impoundment	IM	3	▼	-50.0%	-3
	Show Cause	SC	3	▲	+50.0%	+1
	Counter Claim	CC	0	▼	-100.0%	-1
	Interrogatory	IN	0	▼	-100.0%	-1
	Motion for Judgment	MJ	0	▼	-100.0%	-1
Total			460	▲	11.7%	+48
Civil Commitments	Temporary Detention Order	TD	7	▼	-12.5%	-1
	Emergency Custody Order	EC	4	▼	-50.0%	-4
Total			11	▼	-31.3%	-5
GRAND TOTAL			2,639	▲	10.3%	+247

Filings by Major Case Category**



Category	Summary	Change	% Change	Absolute Change
Felony	86	▲	+43.3%	+26
Garnishment	122	▼	+22.0%	+22
General Civil	252	▲	+30.6%	+59
Infraction/Civil Violation	1,393	▲	+4.7%	+63
Landlord /Tenant	23	▼	-34.3%	-12
Misdemeanor	612	▲	+20.2%	+103
Other	138	▼	-8.0%	-12
Protective Orders	13	▼	-13.3%	-2
GRAND TOTAL	2,639	▲	10.3%	+247

* Compared to same time period as previous year

** Case Type Categories are defined in the 2017 Virginia Judicial Workload Assessment

* Compared to same time period as previous year

** Case Type Categories are defined in the 2017 Virginia Judicial Workload Assessment
Source: SCV-SQL-Information

2024 Overall GRAND TOTAL		Distribution of Caseload			Change*		Percentage (%) of Caseload		
10,380	+1,127	Criminal	889	9%	12.2% ▲	+97	Criminal	2023 8.6%	2024 8.6%
		Traffic	7,524	72%	13.1% ▲	+872	Traffic	71.9%	72.5%
2024 		Civil	1,451	14%	12.3% ▲	+159	Civil	14.0%	14.0%
2023 		Civil Commitments	516	5%	-0.2% ▼	-1	Civil Commitments	5.6%	5.0%
		GRAND TOTAL	10,380	100%	12.2% ▲	+1,127	GRAND TOTAL	100%	100%

Filings by Division & Code

Division	Case Type Description	Code	Summary	Change	% Change	Absolute Change
Criminal	Misdemeanor	M	597	▲	+15.3%	+79
	Felony	F	183	▼	-3.7%	-7
	Capias	CA	75	▲	+53.1%	+26
	Show Cause	SC	19	▲	+72.7%	+8
	Civil Violation	CV	15	▼	-37.5%	-9
	Total			889	▲	12.2%
Traffic	Infraction	I	5,409	▲	+17.3%	+799
	Misdemeanor	M	2,022	▲	+2.7%	+54
	Capias	CA	85	▲	+51.8%	+29
	Show Cause	SC	6	▲	+50.0%	+2
	Felony	F	1	▲	-	+1
	Restricted Operators License	RL	1	▼	-80.0%	-4
	Civil Violation	CV	0	▼	-100.0%	-3
	Other	O	0	▼	-100.0%	-6
	Total			7,524	▲	13.1%
Civil	Warrant in Debt	WD	623	▲	+34.6%	+160
	Garnishment	GA	492	▲	+23.3%	+93
	Unlawful Detainer	UD	134	▼	-32.7%	-65
	Other	OT	71	▼	-32.4%	-34
	Protective Order	PO	34	▲	+54.5%	+12
	Preliminary Protective Order	PP	33	▼	-5.7%	-2
	Admin License	AL	14	▼	-48.1%	-13
	Show Cause	SC	14	▼	-12.5%	-2
	Abstract	AJ	9	▲	+28.6%	+2
	Motion for Judgment	MJ	9	▲	+125.0%	+5
	Detinue	DT	6	▲	+20.0%	+1
	Impoundment	IM	4	▲	+100.0%	+2
	Interrogatory-Not	IC	3	▲	+200.0%	+2
	Petition-Restore Arms	PR	3	▼	-40.0%	-2
	Capias	CA	1	▲	-	+1
	Mechanic's Lien	ML	1	▲	-	+1
	Overweight	OC	0	▼	-100.0%	-1
	Tenants Assertion	TA	0	▼	-100.0%	-1
Total			1,451	▲	12.3%	+159
Civil Commitments	Other	OT	276	▲	+12.7%	+31
	Mental Commitment	MC	186	▼	-9.3%	-19
	Temporary Detention Order	TD	29	▲	+866.7%	+26
	Emergency Custody Order	EC	25	▼	-60.9%	-39
	Total			516	▼	-0.2%
GRAND TOTAL			10,380	▲	12.2%	+1,127

Filings by Major Case Category**

Category	Summary	Change	% Change	Absolute Change
Felony	184	▲	-3.2%	-6
Garnishment	492	▲	+23.3%	+93
General Civil	642	▲	+34.3%	+164
Infraction/Civil Violation	5,424	▼	+16.8%	+780
Involuntary Civil Commitments	276	▲	+12.7%	+31

* Compared to same time period as previous year

** Case Type Categories are defined in the 2017 Virginia Judicial Workload Assessment


Source: SCV-SQL-Information

CPSS - GCMS CASELOAD STATISTICS OF THE GENERAL DISTRICT COURTS
 January 2024 thru September 2024 Filings (Compared to January 2023 thru September 2023)

Landlord /Tenant	134	▼	-33.0%	-66
Misdemeanor	2,620	▼	+5.2%	+129
Other	541	▲	-1.5%	-8
Protective Orders	67	▲	+17.5%	+10
GRAND TOTAL	10,380	▲	12.2%	+1,127

* Compared to same time period as previous year

** Case Type Categories are defined in the 2017 Virginia Judicial Workload Assessment
 Source: SCV-SQL-Information

2024 Overall GRAND TOTAL		Distribution of Caseload			Change*		Percentage (%) of Caseload		
4,138 +460 	Criminal	515	12%	1.0% ▲	+5	Criminal	2023	2024	
	Traffic	2,482	60%	23.8% ▲	+477	Traffic	13.9%	12.4%	
	Civil	709	17%	-0.3% ▼	-2	Civil	54.5%	60.0%	
	Civil Commitments	432	10%	-4.4% ▼	-20	Civil Commitments	19.3%	17.1%	
	GRAND TOTAL	4,138	100%	12.5% ▲	+460	GRAND TOTAL	12.3%	10.4%	
						GRAND TOTAL	100%	100%	

Filings by Division & Code

Division	Case Type Description	Code	Summary	Change	% Change	Absolute Change
Criminal	Misdemeanor	M	318	▲	+8.2%	+24
	Felony	F	137	▲	+5.4%	+7
	Capias	CA	27	▼	-3.6%	-1
	Show Cause	SC	23	▼	-46.5%	-20
	Civil Violation	CV	10	▼	-33.3%	-5
	Total			515	▲	1.0%
Traffic	Infraction	I	1,950	▲	+21.9%	+350
	Misdemeanor	M	502	▲	+35.7%	+132
	Show Cause	SC	16	▼	-15.8%	-3
	Capias	CA	8	▼	-42.9%	-6
	Felony	F	6	▲	+200.0%	+4
	Total			2,482	▲	23.8%
Civil	Warrant in Debt	WD	304	▲	+19.7%	+50
	Garnishment	GA	156	▼	-20.0%	-39
	Unlawful Detainer	UD	85	▼	-12.4%	-12
	Detinue	DT	60	▲	+13.2%	+7
	Other	OT	40	▼	-7.0%	-3
	Admin License	AL	17	▲	+21.4%	+3
	Protective Order	PO	16	▲	+14.3%	+2
	Preliminary Protective Order	PP	12	▼	-47.8%	-11
	Abstract	AJ	5	▲	-	+5
	Show Cause	SC	5	▲	+25.0%	+1
	Impoundment	IM	3	▲	+200.0%	+2
	Counter Claim	CC	2	▲	+100.0%	+1
	Bond Forfeiture	BF	1	▲	-	+1
	Motion for Judgment	MJ	1	▼	-80.0%	-4
	Petition-Restore Arms	PR	1	▲	-	+1
	Tenants Assertion	TA	1	▼	-66.7%	-2
Interrogatory	IN	0	▼	-100.0%	-4	
Total			709	▼	-0.3%	-2
Civil Commitments	Mental Commitment	MC	299	▼	-26.7%	-109
	Other	OT	84	▲	-	+84
	Temporary Detention Order	TD	33	▲	+26.9%	+7
	Emergency Custody Order	EC	15	▼	-16.7%	-3
	Medical Emergency Temporary Detention Order	MT	1	▲	-	+1
Total			432	▼	-4.4%	-20
GRAND TOTAL			4,138	▲	12.5%	+460

Filings by Major Case Category**

Category	Summary	Change	% Change	Absolute Change
Felony	143	▲	+8.3%	+11
Garnishment	156	▼	-21.6%	-43
General Civil	369	▲	+16.8%	+53
Infraction/Civil Violation	1,960	▼	+21.4%	+345
Involuntary Civil Commitments	84	▲	-	+84
Landlord /Tenant	86	▼	-14.0%	-14
Misdemeanor	820	▲	+23.5%	+156

* Compared to same time period as previous year

** Case Type Categories are defined in the 2017 Virginia Judicial Workload Assessment



Source: SCV-SQL-Information

CPSS - GCMS CASELOAD STATISTICS OF THE GENERAL DISTRICT COURTS
January 2024 thru September 2024 Filings (Compared to January 2023 thru September 2023)

Other	492	▲	-20.0%	-123
Protective Orders	28	▼	-24.3%	-9
GRAND TOTAL	4,138	▲	12.5%	+460

* Compared to same time period as previous year

** Case Type Categories are defined in the 2017 Virginia Judicial Workload Assessment
Source: SCV-SQL-Information

2024 Overall GRAND TOTAL		Distribution of Caseload			Change*		Percentage (%) of Caseload		
17,460	-962	Criminal	2,168	12%	11.2% ▲	+219	Criminal	2023	2024
		Traffic	5,544	32%	-34.1% ▼	-2,872	Traffic	10.6%	12.4%
		Civil	6,784	39%	13.0% ▲	+781	Civil	45.7%	31.8%
		Civil Commitments	2,964	17%	44.3% ▲	+910	Civil Commitments	32.6%	38.9%
		GRAND TOTAL	17,460	100%	-5.2% ▼	-962	GRAND TOTAL	11.1%	17.0%
							GRAND TOTAL	100%	100%

Filings by Division & Code

Division	Case Type Description	Code	Summary	Change	% Change	Absolute Change
Criminal	Misdemeanor	M	1,169	▲	+1.4%	+16
	Felony	F	573	▲	+23.0%	+107
	Capias	CA	241	▲	+26.2%	+50
	Show Cause	SC	153	▲	+40.4%	+44
	Civil Violation	CV	32	▲	+6.7%	+2
	Total			2,168	▲	11.2%
Traffic	Infraction	I	3,673	▼	-40.5%	-2,497
	Misdemeanor	M	1,682	▼	-18.9%	-393
	Capias	CA	47	▼	-11.3%	-6
	Civil Violation	CV	44	▲	+388.9%	+35
	Felony	F	42	↔	-	-
	Other	O	24	▼	-40.0%	-16
	Restricted Operators License	RL	19	▼	-5.0%	-1
	Show Cause	SC	13	▲	+85.7%	+6
Total			5,544	▼	-34.1%	-2,872
Civil	Unlawful Detainer	UD	2,292	▼	-8.8%	-222
	Garnishment	GA	2,190	▲	+39.2%	+617
	Warrant in Debt	WD	1,611	▲	+33.4%	+403
	Other	OT	193	▼	-21.2%	-52
	Bond Forfeiture	BF	109	▲	+678.6%	+95
	Preliminary Protective Order	PP	99	▲	+45.6%	+31
	Show Cause	SC	81	▼	-10.0%	-9
	Protective Order	PO	78	▲	+73.3%	+33
	Motion for Judgment	MJ	32	▼	-20.0%	-8
	Detinue	DT	30	▼	-74.1%	-86
	Abstract	AJ	26	▼	-42.2%	-19
	Interrogatory	IN	17	▲	+183.3%	+11
	Tenants Assertion	TA	10	▼	-9.1%	-1
	Admin License	AL	7	▼	-22.2%	-2
	Petition-Restore Arms	PR	5	▼	-61.5%	-8
	Impoundment	IM	2	▲	-	+2
	Capias	CA	1	↔	-	-
	Counter Claim	CC	1	▼	-75.0%	-3
	Mechanic's Lien	ML	0	▼	-100.0%	-1
Total			6,784	▲	13.0%	+781
Civil Commitments	Mental Commitment	MC	1,998	▲	+36.7%	+536
	Other	OT	749	▲	+61.1%	+284
	Temporary Detention Order	TD	144	▲	+53.2%	+50
	Emergency Custody Order	EC	71	▲	+115.2%	+38
	Medical Emergency Temporary Detention Order	MT	2	▲	-	+2
	Total			2,964	▲	44.3%
GRAND TOTAL			17,460	▼	-5.2%	-962

Filings by Major Case Category**

Category	Summary	Change	% Change	Absolute Change
Felony	615	▲	+21.1%	+107
Garnishment	2,207	▲	+39.8%	+628
General Civil	1,698	▼	+17.7%	+255

* Compared to same time period as previous year



** Case Type Categories are defined in the 2017 Virginia Judicial Workload Assessment

CPSS - GCMS CASELOAD STATISTICS OF THE GENERAL DISTRICT COURTS
 January 2024 thru September 2024 Filings (Compared to January 2023 thru September 2023)

Infraction/Civil Violation	3,773	▲	-39.6%	-2,476
Involuntary Civil Commitments	749	▲	+61.1%	+284
Landlord /Tenant	2,302	▼	-8.8%	-223
Misdemeanor	2,870	▼	-11.6%	-378
Other	3,069	▲	+33.9%	+777
Protective Orders	177	▲	+56.6%	+64
GRAND TOTAL	17,460	▼	-5.2%	-962

* Compared to same time period as previous year

** Case Type Categories are defined in the 2017 Virginia Judicial Workload Assessment
 Source: SCV-SQL-Information

2024 Overall GRAND TOTAL		Distribution of Caseload			Change*		Percentage (%) of Caseload		
3,993	+587	Criminal	473	12%	-11.1% ▼	-59	Criminal	2023	2024
		Traffic	2,734	68%	21.6% ▲	+486	Traffic	15.6%	11.8%
		Civil	772	19%	27.6% ▲	+167	Civil	66.0%	68.5%
		Civil Commitments	14	0%	-33.3% ▼	-7	Civil Commitments	17.8%	19.3%
		GRAND TOTAL	3,993	100%	17.2% ▲	+587	GRAND TOTAL	0.6%	0.4%
							GRAND TOTAL	100%	100%

Filings by Division & Code

Division	Case Type Description	Code	Summary	Change	% Change	Absolute Change
Criminal	Misdemeanor	M	266	▲	+2.7%	+7
	Felony	F	121	▼	-21.9%	-34
	Show Cause	SC	37	▼	-28.8%	-15
	Civil Violation	CV	26	▼	-29.7%	-11
	Capias	CA	23	▼	-20.7%	-6
	Total			473	▼	-11.1%
Traffic	Infraction	I	2,230	▲	+19.1%	+357
	Misdemeanor	M	462	▲	+36.7%	+124
	Show Cause	SC	18	▼	-5.3%	-1
	Capias	CA	15	↔		-
	Felony	F	7	▲	+133.3%	+4
	Civil Violation	CV	2	▲	-	+2
	Total			2,734	▲	21.6%
Civil	Warrant in Debt	WD	436	▲	+65.2%	+172
	Garnishment	GA	156	▲	+8.3%	+12
	Admin License	AL	41	▲	+17.1%	+6
	Unlawful Detainer	UD	35	▼	-35.2%	-19
	Impoundment	IM	25	↔		-
	Protective Order	PO	24	▲	+166.7%	+15
	Preliminary Protective Order	PP	21	▲	+133.3%	+12
	Other	OT	17	▲	+30.8%	+4
	Detinue	DT	7	▲	+600.0%	+6
	Show Cause	SC	5	▲	+400.0%	+4
	Abstract	AJ	3	↔		-
	Motion for Judgment	MJ	2	▼	-60.0%	-3
	Interrogatory	IN	0	▼	-100.0%	-2
	Interrogatory-Not	IC	0	▼	-100.0%	-1
	Petition-Restore Arms	PR	0	▼	-100.0%	-1
	Tenants Assertion	TA	0	▼	-100.0%	-1
	Zoning Violation	ZO	0	▼	-100.0%	-37
Total			772	▲	27.6%	+167
Civil Commitments	Temporary Detention Order	TD	9	▼	-25.0%	-3
	Emergency Custody Order	EC	2	▼	-66.7%	-4
	Other	OT	2	↔		-
	Mental Commitment	MC	1	↔		-
	Total			14	▼	-33.3%
GRAND TOTAL			3,993	▲	17.2%	+587

Filings by Major Case Category**

Category	Summary	Change	% Change	Absolute Change
Felony	128	▲	-19.0%	-30
Garnishment	156	▼	+6.8%	+10
General Civil	448	▲	+64.7%	+176
Infraction/Civil Violation	2,258	▲	+18.2%	+348
Involuntary Civil Commitments	2	↔		0
Landlord /Tenant	35	▼	-36.4%	-20
Misdemeanor	728	▼	+14.8%	+94

* Compared to same time period as previous year

** Case Type Categories are defined in the 2017 Virginia Judicial Workload Assessment



Source: SCV-SQL-Information

CPSS - GCMS CASELOAD STATISTICS OF THE GENERAL DISTRICT COURTS
 January 2024 thru September 2024 Filings (Compared to January 2023 thru September 2023)

Other	193	▲	-8.5%	-18
Protective Orders	45	▲	+150.0%	+27
GRAND TOTAL	3,993	▲	17.2%	+587

* Compared to same time period as previous year

** Case Type Categories are defined in the 2017 Virginia Judicial Workload Assessment
 Source: SCV-SQL-Information

2024 Overall GRAND TOTAL		Distribution of Caseload			Change*		Percentage (%) of Caseload		
60,569	-1,608	Criminal	8,918	15%	5.0% ▲	+422	Criminal	2023 13.7%	2024 14.7%
		Traffic	24,263	40%	-17.3% ▼	-5,093	Traffic	47.2%	40.1%
2024 		Civil	27,056	45%	13.1% ▲	+3,130	Civil	38.5%	44.7%
2023 		Civil Commitments	332	1%	-16.8% ▼	-67	Civil Commitments	0.6%	0.5%
		GRAND TOTAL	60,569	100%	-2.6% ▼	-1,608	GRAND TOTAL	100%	100%

Filings by Division & Code

Division	Case Type Description	Code	Summary	Change	% Change	Absolute Change
Criminal	Misdemeanor	M	4,819	▲	+7.8%	+348
	Felony	F	2,706	▲	+4.6%	+120
	Capias	CA	918	▼	-10.1%	-103
	Show Cause	SC	383	▲	+31.2%	+91
	Civil Violation	CV	77	▼	-34.2%	-40
	Motion	MO	14	▲	+55.6%	+5
	Restricted Operators License	RL	1	▲	-	+1
	Total			8,918	▲	5.0%
Traffic	Infraction	I	14,250	▼	-19.4%	-3,435
	Misdemeanor	M	8,420	▼	-13.7%	-1,335
	Capias	CA	567	▼	-32.2%	-269
	Show Cause	SC	486	▲	+14.6%	+62
	Felony	F	238	▼	-7.8%	-20
	Motion	MO	132	▼	-25.8%	-46
	Civil Violation	CV	120	▼	-28.1%	-47
	Restricted Operators License	RL	50	▼	-3.8%	-2
	Other	O	0	▼	-100.0%	-1
Total			24,263	▼	-17.3%	-5,093
Civil	Warrant in Debt	WD	11,484	▲	+35.9%	+3,031
	Garnishment	GA	7,001	▲	+3.6%	+241
	Unlawful Detainer	UD	5,338	▼	-4.4%	-245
	Other	OT	783	▲	+8.8%	+63
	Preliminary Protective Order	PP	445	▲	+6.5%	+27
	Protective Order	PO	412	▲	+1.2%	+5
	Admin License	AL	399	▼	-20.8%	-105
	Show Cause	SC	398	▲	+38.7%	+111
	Motion for Judgment	MJ	187	▲	+41.7%	+55
	Interrogatory	IN	138	▲	+20.0%	+23
	Abstract	AJ	119	▼	-27.0%	-44
	Detinue	DT	95	▲	+21.8%	+17
	Impoundment	IM	78	▲	+34.5%	+20
	Bond Forfeiture	BF	61	▼	-55.1%	-75
	Interrogatory-Not	IC	40	▲	+2.6%	+1
	Tenants Assertion	TA	23	▲	+43.8%	+7
	Counter Claim	CC	21	▼	-12.5%	-3
	Capias	CA	20	▲	+33.3%	+5
	Petition-Restore Arms	PR	9	▼	-40.0%	-6
	Third Party Claim	TH	2	↔	-	-
Cross Claim	CR	1	↔	-	-	
Mechanic's Lien	ML	1	▲	-	+1	
Petition to Require Blood Test	BT	1	▲	-	+1	
Total			27,056	▲	13.1%	+3,130
Civil Commitments	Temporary Detention Order	TD	239	▼	-8.1%	-21
	Emergency Custody Order	EC	84	▼	-36.8%	-49
	Medical Emergency Temporary Detention Order	MT	6	▲	+50.0%	+2
	Mental Commitment	MC	2	▲	-	+2
	Medical Emergency Custody Order	ME	1	▼	-50.0%	-1
Total			332	▼	-16.8%	-67
GRAND TOTAL			60,569	▼	-2.6%	-1,608

* Compared to same time period as previous year

** Case Type Categories are defined in the 2017 Virginia Judicial Workload Assessment

Filings by Major Case Category**

Category	Summary	Change	% Change	Absolute Change
Felony	2,944	▼	+3.5%	+100
Garnishment	7,139	▲	+3.8%	+264
General Civil	12,012	▲	+35.5%	+3,149
Infraction/Civil Violation	14,447	▼	-19.6%	-3,523
Landlord /Tenant	5,361	▲	-4.3%	-238
Misdemeanor	13,290	▲	-6.9%	-988
Other	4,519	▲	-8.2%	-404
Protective Orders	857	▲	+3.9%	+32
GRAND TOTAL	60,569	▼	-2.6%	-1,608

* Compared to same time period as previous year

** Case Type Categories are defined in the 2017 Virginia Judicial Workload Assessment
 Source: SCV-SQL-Information

2024 Overall GRAND TOTAL		Distribution of Caseload			Change*		Percentage (%) of Caseload		
6,569	-303	Criminal	1,757	27%	4.6% ▲	+78	Criminal	2023: 24.4%	2024: 26.7%
		Traffic	2,753	42%	-10.7% ▼	-331	Traffic	44.9%	41.9%
2024		Civil	2,009	31%	-3.0% ▼	-62	Civil	30.1%	30.6%
2023		Civil Commitments	50	1%	31.6% ▲	+12	Civil Commitments	0.6%	0.8%
		GRAND TOTAL	6,569	100%	-4.4% ▼	-303	GRAND TOTAL	100%	100%

Filings by Division & Code

Division	Case Type Description	Code	Summary	Change	% Change	Absolute Change
Criminal	Misdemeanor	M	913	▲	+7.4%	+63
	Felony	F	477	▲	+0.6%	+3
	Capias	CA	226	▼	-4.2%	-10
	Show Cause	SC	102	▲	+15.9%	+14
	Civil Violation	CV	39	▲	+25.8%	+8
	Total			1,757	▲	4.6%
Traffic	Infraction	I	1,911	▼	-15.5%	-350
	Misdemeanor	M	760	▲	+2.6%	+19
	Capias	CA	49	▼	-5.8%	-3
	Show Cause	SC	17	▲	+30.8%	+4
	Felony	F	13	▲	+30.0%	+3
	Civil Violation	CV	2	▼	-50.0%	-2
	Other	O	1	▼	-50.0%	-1
	Restricted Operators License	RL	0	▼	-100.0%	-1
Total			2,753	▼	-10.7%	-331
Civil	Warrant in Debt	WD	762	▼	-1.7%	-13
	Garnishment	GA	527	▼	-5.4%	-30
	Unlawful Detainer	UD	410	▲	+0.2%	+1
	Detinue	DT	68	▲	+30.8%	+16
	Other	OT	54	▼	-32.5%	-26
	Admin License	AL	47	▼	-7.8%	-4
	Preliminary Protective Order	PP	39	▲	+5.4%	+2
	Protective Order	PO	33	▼	-5.7%	-2
	Abstract	AJ	15	▼	-16.7%	-3
	Motion for Judgment	MJ	14	▼	-17.6%	-3
	Show Cause	SC	13	▼	-35.0%	-7
	Bond Forfeiture	BF	11	▲	+37.5%	+3
	Interrogatory	IN	8	▲	+300.0%	+6
	Impoundment	IM	5	▼	-37.5%	-3
	Interrogatory-Not	IC	1	▲	-	+1
	Petition-Restore Arms	PR	1	▲	-	+1
Tenants Assertion	TA	1	▼	-50.0%	-1	
Total			2,009	▼	-3.0%	-62
Civil Commitments	Temporary Detention Order	TD	33	▲	+37.5%	+9
	Emergency Custody Order	EC	17	▲	+21.4%	+3
	Total		50	▲	31.6%	+12
GRAND TOTAL			6,569	▼	-4.4%	-303

Filings by Major Case Category**

Category	Summary	Change	% Change	Absolute Change
Felony	490	▲	+1.2%	+6
Garnishment	535	▲	-4.3%	-24
General Civil	847	▲		0
Infraction/Civil Violation	1,953	▼	-15.0%	-345
Landlord /Tenant	411	▼		0
Misdemeanor	1,673	▼	+5.1%	+81
Other	588	▲	-3.4%	-21

* Compared to same time period as previous year

** Case Type Categories are defined in the 2017 Virginia Judicial Workload Assessment

Protective Orders	72	▼		0
GRAND TOTAL	6,569	▼	-4.4%	-303

* Compared to same time period as previous year

** Case Type Categories are defined in the 2017 Virginia Judicial Workload Assessment
Source: SCV-SQL-Information

2024 Overall GRAND TOTAL		Distribution of Caseload			Change*		Percentage (%) of Caseload		
68,760	+12,357	Criminal	7,082	10%	-0.3% ▼	-18	Criminal	2023	2024
		Traffic	25,265	37%	56.0% ▲	+9,071	Traffic	12.6%	10.3%
2024		Civil	34,172	50%	10.1% ▲	+3,123	Civil	28.7%	36.7%
2023		Civil Commitments	2,241	3%	8.8% ▲	+181	Civil Commitments	55.0%	49.7%
		GRAND TOTAL	68,760	100%	21.9% ▲	+12,357	GRAND TOTAL	3.7%	3.3%
							GRAND TOTAL	100%	100%

Filings by Division & Code

Division	Case Type Description	Code	Summary	Change	% Change	Absolute Change
Criminal	Misdemeanor	M	4,131	▲	+7.2%	+279
	Felony	F	1,915	▼	-8.4%	-175
	Capias	CA	754	▼	+2.4%	+18
	Show Cause	SC	202	▼	-9.8%	-22
	Civil Violation	CV	75	▼	-61.3%	-119
	Restricted Operators License	RL	5	▲	+25.0%	+1
	Total			7,082	▼	-0.3%
Traffic	Infraction	I	18,655	▲	+78.4%	+8,197
	Misdemeanor	M	5,792	▲	+19.2%	+933
	Other	O	343	▼	-29.9%	-146
	Capias	CA	205	▼	+36.7%	+55
	Felony	F	138	▲	+29.0%	+31
	Show Cause	SC	96	▼	+23.1%	+18
	Restricted Operators License	RL	32	▼	-38.5%	-20
	Civil Violation	CV	4	▲	+300.0%	+3
Total			25,265	▲	56.0%	+9,071
Civil	Warrant in Debt	WD	11,669	▼	+14.3%	+1,464
	Unlawful Detainer	UD	10,125	▲	+5.3%	+514
	Garnishment	GA	9,275	▲	+17.4%	+1,376
	Other	OT	1,210	▼	-11.1%	-151
	Preliminary Protective Order	PP	414	▲	+2.2%	+9
	Motion for Judgment	MJ	384	▼	+1.1%	+4
	Show Cause	SC	303	▲	-5.6%	-18
	Detinue	DT	179	▼	-9.6%	-19
	Interrogatory	IN	128	▲	+30.6%	+30
	Protective Order	PO	118	▼	+10.3%	+11
	Admin License	AL	116	▲	+28.9%	+26
	Tenants Assertion	TA	91	▲	+35.8%	+24
	Abstract	AJ	70	▼	-67.3%	-144
	Counter Claim	CC	32	▼	-27.3%	-12
	Interrogatory-Not	IC	23	▼	-4.2%	-1
	Capias	CA	18	▲	+157.1%	+11
	Petition-Restore Arms	PR	9	▼	-10.0%	-1
	Impoundment	IM	5	▲	-	+5
	Mechanic's Lien	ML	2	▲	-	+2
	Cross Claim	CR	1	▲	-	+1
	Bond Forfeiture	BF	0	▼	-100.0%	-5
	Restricted Operators License	RL	0	▼	-100.0%	-2
	Third Party Claim	TH	0	▼	-100.0%	-1
Total			34,172	▲	10.1%	+3,123
Civil Commitments	Mental Commitment	MC	1,191	▲	+7.1%	+79
	Temporary Detention Order	TD	935	▲	+9.5%	+81
	Emergency Custody Order	EC	115	▲	+22.3%	+21
Total			2,241	▲	8.8%	+181
GRAND TOTAL			68,760	▲	21.9%	+12,357

* Compared to same time period as previous year



** Case Type Categories are defined in the 2017 Virginia Judicial Workload Assessment

Filings by Major Case Category**

Category	Summary	Change	% Change	Absolute Change
Felony	2,053	▲	-6.6%	-144
Garnishment	9,403	▲	+17.6%	+1,406
General Civil	12,675	▲	+10.7%	+1,223
Infraction/Civil Violation	19,077	▲	+71.2%	+7,935
Landlord /Tenant	10,216	▲	+5.6%	+538
Misdemeanor	9,960	▼	+13.6%	+1,191
Other	4,844	▲	+4.0%	+188
Protective Orders	532	▼	+3.9%	+20
GRAND TOTAL	68,760	▲	21.9%	+12,357

* Compared to same time period as previous year

** Case Type Categories are defined in the 2017 Virginia Judicial Workload Assessment
 Source: SCV-SQL-Information

2024 Overall GRAND TOTAL		Distribution of Caseload			Change*		Percentage (%) of Caseload		
83,344	+9,855	Criminal	10,324	12%	7.1% ▲	+687	Criminal	2023: 13.1%	2024: 12.4%
		Traffic	43,303	52%	17.6% ▲	+6,472	Traffic	50.1%	52.0%
		Civil	28,837	35%	10.5% ▲	+2,743	Civil	35.5%	34.6%
		Civil Commitments	880	1%	-5.1% ▼	-47	Civil Commitments	1.3%	1.1%
		GRAND TOTAL	83,344	100%	13.4% ▲	+9,855	GRAND TOTAL	100%	100%

Filings by Division & Code

Division	Case Type Description	Code	Summary	Change	% Change	Absolute Change	
Criminal	Misdemeanor	M	5,352	▲	+6.4%	+321	
	Felony	F	3,198	▲	+9.4%	+274	
	Capias	CA	1,259	▲	+9.3%	+107	
	Show Cause	SC	391	▼	-4.4%	-18	
	Civil Violation	CV	124	▲	+2.5%	+3	
	Total			10,324	▲	7.1%	+687
Traffic	Infraction	I	33,342	▲	+16.3%	+4,664	
	Misdemeanor	M	9,426	▲	+23.9%	+1,816	
	Capias	CA	280	▲	+2.2%	+6	
	Felony	F	121	▼	-18.8%	-28	
	Show Cause	SC	99	▲	+19.3%	+16	
	Restricted Operators License	RL	34	▲	+3.0%	+1	
	Civil Violation	CV	1	▼	-75.0%	-3	
	Total			43,303	▲	17.6%	+6,472
Civil	Warrant in Debt	WD	11,059	▲	+29.3%	+2,506	
	Garnishment	GA	7,816	▲	+4.1%	+309	
	Unlawful Detainer	UD	7,741	▼	-0.7%	-53	
	Admin License	AL	366	▲	+16.6%	+52	
	Preliminary Protective Order	PP	341	▲	+14.0%	+42	
	Protective Order	PO	285	▲	+22.8%	+53	
	Other	OT	279	▲	-6.1%	-18	
	Abstract	AJ	195	▼	-29.6%	-82	
	Motion for Judgment	MJ	176	▼	-14.1%	-29	
	Detinue	DT	159	▼	-17.2%	-33	
	Show Cause	SC	92	▼	-10.7%	-11	
	Interrogatory	IN	79	▲	+11.3%	+8	
	Impoundment	IM	62	▲	+26.5%	+13	
	Tenants Assertion	TA	49	▼	-10.9%	-6	
	Bond Forfeiture	BF	44	▼	-22.8%	-13	
	Interrogatory-Not	IC	27	▲	+80.0%	+12	
	Counter Claim	CC	23	▼	-36.1%	-13	
	Overweight	OC	22	▲	+37.5%	+6	
	Petition-Restore Arms	PR	15	▲	+15.4%	+2	
	Restricted Operators License	RL	4	▲	+100.0%	+2	
	Capias	CA	1	▼	-80.0%	-4	
	Cross Claim	CR	1	▲	-	+1	
	Emergency Substantial Risk Order	SR	1	▲	-	+1	
	Motor Carrier	MC	0	▼	-100.0%	-1	
	Third Party Claim	TH	0	▼	-100.0%	-1	
	Total			28,837	▲	10.5%	+2,743
	Civil Commitments	Temporary Detention Order	TD	505	▲	+6.5%	+31
Mental Commitment		MC	311	▼	-11.1%	-39	
Emergency Custody Order		EC	41	▼	-21.2%	-11	
Other		OT	12	▼	-69.2%	-27	
Medical Emergency Temporary Detention Order		MT	8	▼	-33.3%	-4	
Medical Emergency Custody Order		ME	3	▲	-	+3	
Total			880	▼	-5.1%	-47	
GRAND TOTAL			83,344	▲	13.4%	+9,855	

* Compared to same time period as previous year


** Case Type Categories are defined in the 2017 Virginia Judicial Workload Assessment

Filings by Major Case Category**

Category	Summary	Change	% Change	Absolute Change
Felony	3,319	▼	+8.0%	+246
Garnishment	7,895	▲	+4.2%	+317
General Civil	11,475	▲	+27.4%	+2,470
Infraction/Civil Violation	33,489	▼	+16.2%	+4,669
Involuntary Civil Commitments	12	▼	-69.2%	-27
Landlord /Tenant	7,790	▼	-0.8%	-59
Misdemeanor	14,816	▲	+16.9%	+2,140
New to Workload Study	1	▲	-	+1
Other	3,921	▲	+0.1%	+3
Protective Orders	626	▲	+17.9%	+95
GRAND TOTAL	83,344	▲	13.4%	+9,855

* Compared to same time period as previous year

** Case Type Categories are defined in the 2017 Virginia Judicial Workload Assessment
 Source: SCV-SQL-Information

2024 Overall GRAND TOTAL		Distribution of Caseload			Change*		Percentage (%) of Caseload		
8,407	+894	Criminal	882	10%	-4.5% ▼	-42	Criminal	2023	2024
		Traffic	5,867	70%	13.8% ▲	+713	Traffic	68.6%	69.8%
2024		Civil	1,601	19%	15.9% ▲	+220	Civil	18.4%	19.0%
2023		Civil Commitments	57	1%	5.6% ▲	+3	Civil Commitments	0.7%	0.7%
		GRAND TOTAL	8,407	100%	11.9% ▲	+894	GRAND TOTAL	100%	100%

Filings by Division & Code


Division	Case Type Description	Code	Summary	Change	% Change	Absolute Change
Criminal	Misdemeanor	M	576	▼	-2.0%	-12
	Felony	F	197	▼	-16.2%	-38
	Capias	CA	81	▲	+35.0%	+21
	Civil Violation	CV	18	▼	-43.8%	-14
	Show Cause	SC	10	▲	+11.1%	+1
	Total			882	▼	-4.5%
Traffic	Infraction	I	4,736	▲	+10.8%	+462
	Misdemeanor	M	1,033	▲	+27.2%	+221
	Capias	CA	61	▲	+38.6%	+17
	Felony	F	25	▲	+78.6%	+11
	Show Cause	SC	10	▲	+11.1%	+1
	Civil Violation	CV	2	▲	+100.0%	+1
	Total			5,867	▲	13.8%
Civil	Warrant in Debt	WD	930	▲	+33.8%	+235
	Garnishment	GA	345	▼	-3.1%	-11
	Unlawful Detainer	UD	127	▼	-5.9%	-8
	Other	OT	70	▲	+16.7%	+10
	Preliminary Protective Order	PP	34	▼	-19.0%	-8
	Admin License	AL	28	↔		-
	Protective Order	PO	22	▲	+10.0%	+2
	Interrogatory	IN	13	▲	+160.0%	+8
	Abstract	AJ	12	▲	+20.0%	+2
	Show Cause	SC	11	▼	-21.4%	-3
	Detinue	DT	6	▼	-25.0%	-2
	Petition-Restore Arms	PR	2	▲	-	+2
	Capias	CA	1	▲	-	+1
	Counter Claim	CC	0	▼	-100.0%	-3
	Impoundment	IM	0	▼	-100.0%	-5
Total			1,601	▲	15.9%	+220
Civil Commitments	Temporary Detention Order	TD	48	▲	+33.3%	+12
	Emergency Custody Order	EC	9	▼	-50.0%	-9
	Total		57	▲	5.6%	+3
GRAND TOTAL			8,407	▲	11.9%	+894

Filings by Major Case Category**

Category	Summary	Change	% Change	Absolute Change
Felony	222	▲	-10.8%	-27
Garnishment	358	▲	-0.8%	-3
General Civil	939	▲	+33.6%	+236
Infraction/Civil Violation	4,756	▲	+10.4%	+449
Landlord /Tenant	127	▼	-5.9%	-8
Misdemeanor	1,609	▲	+14.9%	+209
Other	340	▲	+14.9%	+44
Protective Orders	56	▼	-9.7%	-6
GRAND TOTAL	8,407	▲	11.9%	+894

* Compared to same time period as previous year

** Case Type Categories are defined in the 2017 Virginia Judicial Workload Assessment

2024 Overall GRAND TOTAL		Distribution of Caseload			Change*		Percentage (%) of Caseload		
5,163 +21 	Criminal Traffic Civil Civil Commitments GRAND TOTAL	411	8%	2.5% ▲	+10	Criminal Traffic Civil Civil Commitments GRAND TOTAL	2023	2024	
		3,975	77%	-2.0% ▼	-80		7.8%	8.0%	
		765	15%	13.8% ▲	+93		78.9%	77.0%	
		12	0%	-14.3% ▼	-2		13.1%	14.8%	
		5,163	100%	0.4% ▲	+21		0.3%	0.2%	
						GRAND TOTAL	100%	100%	

Filings by Division & Code

Division	Case Type Description	Code	Summary	Change	% Change	Absolute Change
Criminal	Misdemeanor	M	300	▲	+6.8%	+19
	Felony	F	74	▼	-3.9%	-3
	Capias	CA	15	▼	-37.5%	-9
	Civil Violation	CV	13	▲	+44.4%	+4
	Show Cause	SC	9	▼	-10.0%	-1
	Total			411	▲	2.5%
Traffic	Infraction	I	3,433	▼	-2.2%	-78
	Misdemeanor	M	522	▼	-1.1%	-6
	Show Cause	SC	8	▲	+700.0%	+7
	Capias	CA	7	▼	-12.5%	-1
	Felony	F	3	▼	-40.0%	-2
	Civil Violation	CV	1	▼	-50.0%	-1
	Other	O	1	▲	-	+1
	Total			3,975	▼	-2.0%
Civil	Warrant in Debt	WD	270	▲	+38.5%	+75
	Garnishment	GA	167	▲	+2.5%	+4
	Detinue	DT	116	▲	+20.8%	+20
	Unlawful Detainer	UD	71	▼	-22.8%	-21
	Other	OT	53	▲	+35.9%	+14
	Impoundment	IM	27	▲	+22.7%	+5
	Admin License	AL	23	▲	+35.3%	+6
	Protective Order	PO	18	▲	+5.9%	+1
	Abstract	AJ	8	▲	+100.0%	+4
	Preliminary Protective Order	PP	5	▼	-28.6%	-2
	Show Cause	SC	3	▼	-83.3%	-15
	Interrogatory	IN	2	▲	-	+2
	Counter Claim	CC	1	▼	-50.0%	-1
	Motion for Judgment	MJ	1	▲	-	+1
	Total			765	▲	13.8%
Civil Commitments	Emergency Custody Order	EC	7	▲	+75.0%	+3
	Temporary Detention Order	TD	5	▼	-44.4%	-4
	Medical Emergency Temporary Detention Order	MT	0	▼	-100.0%	-1
Total			12	▼	-14.3%	-2
GRAND TOTAL			5,163	▲	0.4%	+21

Filings by Major Case Category**

Category	Summary	Change	% Change	Absolute Change
Felony	77	▼	-6.1%	-5
Garnishment	169	▲	+3.7%	+6
General Civil	400	▲	+34.2%	+102
Infraction/Civil Violation	3,448	▲	-2.1%	-74
Landlord /Tenant	71	▼	-22.8%	-21
Misdemeanor	822	▲	+1.6%	+13
Other	153	▲	+0.7%	+1
Protective Orders	23	▼	-4.2%	-1
GRAND TOTAL	5,163	▲	0.4%	+21



* Compared to same time period as previous year

** Case Type Categories are defined in the 2017 Virginia Judicial Workload Assessment

Source: SCV-SQL-Information

* Compared to same time period as previous year

** Case Type Categories are defined in the 2017 Virginia Judicial Workload Assessment
Source: SCV-SQL-Information

2024 Overall GRAND TOTAL		Distribution of Caseload			Change*		Percentage (%) of Caseload		
13,430	-464	Criminal	2,466	18%	9.0% ▲	+204	Criminal	2023	2024
		Traffic	5,228	39%	-13.8% ▼	-840	Traffic	16.3%	18.4%
		Civil	4,861	36%	3.5% ▲	+164	Civil	43.7%	38.9%
		Civil Commitments	875	7%	0.9% ▲	+8	Civil Commitments	33.8%	36.2%
		GRAND TOTAL	13,430	100%	-3.3% ▼	-464	GRAND TOTAL	6.2%	6.5%
							GRAND TOTAL	100%	100%

Filings by Division & Code

Division	Case Type Description	Code	Summary	Change	% Change	Absolute Change
Criminal	Misdemeanor	M	1,506	▲	+7.3%	+103
	Felony	F	618	▲	+22.9%	+115
	Capias	CA	192	▼	-5.9%	-12
	Show Cause	SC	93	▲	+2.2%	+2
	Civil Violation	CV	57	▼	-5.0%	-3
	Restricted Operators License	RL	0	▼	-100.0%	-1
	Total			2,466	▲	9.0%
Traffic	Infraction	I	4,001	▼	-19.8%	-988
	Misdemeanor	M	1,104	▲	+11.4%	+113
	Capias	CA	73	▲	+15.9%	+10
	Felony	F	31	▲	+210.0%	+21
	Show Cause	SC	12	↔		-
	Restricted Operators License	RL	5	▲	+66.7%	+2
	Civil Violation	CV	2	▲	-	+2
Total			5,228	▼	-13.8%	-840
Civil	Warrant in Debt	WD	2,412	▲	+7.5%	+169
	Garnishment	GA	1,066	▼	-8.6%	-100
	Unlawful Detainer	UD	722	▲	+14.6%	+92
	Admin License	AL	132	▲	+38.9%	+37
	Bond Forfeiture	BF	121	▲	+68.1%	+49
	Other	OT	102	▼	-10.5%	-12
	Show Cause	SC	81	▲	+62.0%	+31
	Impoundment	IM	75	▲	+10.3%	+7
	Abstract	AJ	62	▼	-11.4%	-8
	Preliminary Protective Order	PP	35	▼	-38.6%	-22
	Detinue	DT	20	▼	-75.6%	-62
	Protective Order	PO	16	▼	-38.5%	-10
	Interrogatory	IN	13	▼	-13.3%	-2
	Capias	CA	3	▲	+200.0%	+2
	Overweight	OC	1	↔		-
	Counter Claim	CC	0	▼	-100.0%	-2
	Motion for Judgment	MJ	0	▼	-100.0%	-1
	Petition-Restore Arms	PR	0	▼	-100.0%	-2
	Tenants Assertion	TA	0	▼	-100.0%	-2
Total			4,861	▲	3.5%	+164
Civil Commitments	Mental Commitment	MC	516	▼	-2.1%	-11
	Other	OT	137	▲	+26.9%	+29
	Emergency Custody Order	EC	117	▲	+13.6%	+14
	Temporary Detention Order	TD	104	▼	-18.8%	-24
	Medical Emergency Temporary Detention Order	MT	1	▲	-	+1
	Petition	PT	0	▼	-100.0%	-1
Total			875	▲	0.9%	+8
GRAND TOTAL			13,430	▼	-3.3%	-464

Filings by Major Case Category**

Category	Summary	Change	% Change	Absolute Change
Felony	649	▲	+26.5%	+136
Garnishment	1,079	▼	-8.6%	-102

* Compared to same time period as previous year



** Case Type Categories are defined in the 2017 Virginia Judicial Workload Assessment
 Source: SCV-SQL-Information

CPSS - GCMS CASELOAD STATISTICS OF THE GENERAL DISTRICT COURTS
 January 2024 thru September 2024 Filings (Compared to January 2023 thru September 2023)

General Civil	2,462	▼	+4.3%	+102
Infraction/Civil Violation	4,061	▲	-19.6%	-989
Involuntary Civil Commitments	137	▼	+25.7%	+28
Landlord /Tenant	722	▼	+14.2%	+90
Misdemeanor	2,615	▼	+9.0%	+217
Other	1,654	▲	+5.5%	+86
Protective Orders	51	▼	-38.6%	-32
GRAND TOTAL	13,430	▼	-3.3%	-464

* Compared to same time period as previous year

** Case Type Categories are defined in the 2017 Virginia Judicial Workload Assessment
 Source: SCV-SQL-Information

2024 Overall GRAND TOTAL		Distribution of Caseload			Change*		Percentage (%) of Caseload		
18,000	+2,369	Criminal	2,484	14%	2.6% ▲	+64	Criminal	2023	2024
		Traffic	10,883	60%	18.8% ▲	+1,725	Traffic	15.5%	13.8%
		Civil	4,550	25%	14.2% ▲	+567	Civil	58.6%	60.5%
		Civil Commitments	83	0%	18.6% ▲	+13	Civil Commitments	25.5%	25.3%
		GRAND TOTAL	18,000	100%	15.2% ▲	+2,369	GRAND TOTAL	0.4%	0.5%
							GRAND TOTAL	100%	100%

Filings by Division & Code

Division	Case Type Description	Code	Summary	Change	% Change	Absolute Change
Criminal	Misdemeanor	M	1,350	▲	+6.3%	+80
	Felony	F	751	▼	-3.5%	-27
	Capias	CA	219	▼	-0.5%	-1
	Show Cause	SC	99	▼	-1.0%	-1
	Civil Violation	CV	65	▲	+25.0%	+13
	Total			2,484	▲	2.6%
Traffic	Infraction	I	6,917	▲	+10.6%	+664
	Misdemeanor	M	3,747	▲	+37.6%	+1,023
	Capias	CA	126	▲	+17.8%	+19
	Felony	F	45	▲	+40.6%	+13
	Show Cause	SC	31	▲	+106.7%	+16
	Restricted Operators License	RL	17	▼	-32.0%	-8
	Civil Violation	CV	0	▼	-100.0%	-2
	Total			10,883	▲	18.8%
Civil	Warrant in Debt	WD	2,161	▲	+33.0%	+536
	Garnishment	GA	1,301	▼	-6.1%	-85
	Unlawful Detainer	UD	344	▲	+2.7%	+9
	Other	OT	128	▲	+20.8%	+22
	Preliminary Protective Order	PP	99	▲	+11.2%	+10
	Show Cause	SC	95	▲	+72.7%	+40
	Admin License	AL	94	▲	+30.6%	+22
	Bond Forfeiture	BF	79	▼	-8.1%	-7
	Protective Order	PO	75	▲	+13.6%	+9
	Impoundment	IM	51	▲	+4.1%	+2
	Detinue	DT	31	▲	+24.0%	+6
	Interrogatory	IN	30	▲	+100.0%	+15
	Abstract	AJ	26	▼	-3.7%	-1
	Motion for Judgment	MJ	25	▼	-26.5%	-9
	Tenants Assertion	TA	4	↔		-
	Counter Claim	CC	3	▼	-25.0%	-1
	Capias	CA	2	▲	+100.0%	+1
	Interrogatory-Not	IC	1	▲	-	+1
	Petition-Restore Arms	PR	1	▼	-50.0%	-1
	Mechanic's Lien	ML	0	▼	-100.0%	-1
	Third Party Claim	TH	0	▼	-100.0%	-1
Total			4,550	▲	14.2%	+567
Civil Commitments	Temporary Detention Order	TD	60	▲	+30.4%	+14
	Emergency Custody Order	EC	16	▼	-11.1%	-2
	Mental Commitment	MC	6	▲	+50.0%	+2
	Other	OT	1	↔		-
	Petition	PT	0	▼	-100.0%	-1
Total			83	▲	18.6%	+13
GRAND TOTAL			18,000	▲	15.2%	+2,369

Filings by Major Case Category**

Category	Summary	Change	% Change	Absolute Change
Felony	796	▲	-1.7%	-14
Garnishment	1,331	▲	-5.0%	-70

* Compared to same time period as previous year

** Case Type Categories are defined in the 2017 Virginia Judicial Workload Assessment

CPSS - GCMS CASELOAD STATISTICS OF THE GENERAL DISTRICT COURTS
 January 2024 thru September 2024 Filings (Compared to January 2023 thru September 2023)

General Civil	2,236	▼	+30.8%	+526
Infraction/Civil Violation	6,982	▼	+10.7%	+675
Involuntary Civil Commitments	1	▼	-50.0%	-1
Landlord /Tenant	348	▲	+2.7%	+9
Misdemeanor	5,114	▲	+27.2%	+1,095
Other	1,018	▲	+14.6%	+130
Protective Orders	174	▲	+12.3%	+19
GRAND TOTAL	18,000	▲	15.2%	+2,369

* Compared to same time period as previous year

** Case Type Categories are defined in the 2017 Virginia Judicial Workload Assessment
 Source: SCV-SQL-Information

2024 Overall GRAND TOTAL		Distribution of Caseload			Change*		Percentage (%) of Caseload		
5,422	-2,311	Criminal	740	14%	-3.6% ▼	-28	Criminal	2023 9.9%	2024 13.6%
		Traffic	3,786	70%	-38.6% ▼	-2,385	Traffic	79.8%	69.8%
2024		Civil	868	16%	15.1% ▲	+114	Civil	9.8%	16.0%
2023		Civil Commitments	28	1%	-30.0% ▼	-12	Civil Commitments	0.5%	0.5%
		GRAND TOTAL	5,422	100%	-29.9% ▼	-2,311	GRAND TOTAL	100%	100%

Filings by Division & Code

Division	Case Type Description	Code	Summary	Change	% Change	Absolute Change
Criminal	Misdemeanor	M	440	▼	-1.1%	-5
	Felony	F	152	▼	-15.1%	-27
	Civil Violation	CV	51	▼	-26.1%	-18
	Capias	CA	50	↔		-
	Show Cause	SC	47	▲	+88.0%	+22
	Total			740	▼	-3.6%
Traffic	Infraction	I	3,070	▼	-41.6%	-2,190
	Misdemeanor	M	665	▼	-22.8%	-196
	Felony	F	26	▲	+8.3%	+2
	Capias	CA	16	▼	-5.9%	-1
	Show Cause	SC	7	▼	-12.5%	-1
	Civil Violation	CV	1	↔		-
	Restricted Operators License	RL	1	▲	-	+1
	Total			3,786	▼	-38.6%
Civil	Warrant in Debt	WD	362	▲	+46.0%	+114
	Garnishment	GA	171	▲	+10.3%	+16
	Unlawful Detainer	UD	120	▼	-14.3%	-20
	Admin License	AL	89	▲	+18.7%	+14
	Other	OT	32	▲	-17.9%	-7
	Protective Order	PO	17	▲	+41.7%	+5
	Preliminary Protective Order	PP	16	▼	-23.8%	-5
	Show Cause	SC	15	▲	+15.4%	+2
	Overweight	OC	14	▲	+27.3%	+3
	Impoundment	IM	13	▲	+30.0%	+3
	Abstract	AJ	7	▲	+133.3%	+4
	Interrogatory	IN	7	▼	-12.5%	-1
	Motion for Judgment	MJ	2	▼	-71.4%	-5
	Tenants Assertion	TA	2	▼	-33.3%	-1
	Detinue	DT	1	▼	-87.5%	-7
Capias	CA	0	▼	-100.0%	-1	
Total			868	▲	15.1%	+114
Civil Commitments	Temporary Detention Order	TD	24	▼	-14.3%	-4
	Emergency Custody Order	EC	3	▼	-75.0%	-9
	Mental Commitment	MC	1	▲	-	+1
Total			28	▼	-30.0%	-12
GRAND TOTAL			5,422	▼	-29.9%	-2,311

Filings by Major Case Category**

Category	Summary	Change	% Change	Absolute Change
Felony	178	▼	-12.3%	-25
Garnishment	178	▼	+9.2%	+15
General Civil	372	▼	+38.8%	+104
Infraction/Civil Violation	3,136	▼	-41.3%	-2,205
Landlord /Tenant	122	▼	-14.7%	-21
Misdemeanor	1,106	▲	-15.3%	-200
Other	297	▲	+7.6%	+21
Protective Orders	33	▲		0

* Compared to same time period as previous year



** Case Type Categories are defined in the 2017 Virginia Judicial Workload Assessment

CPSS - GCMS CASELOAD STATISTICS OF THE GENERAL DISTRICT COURTS
January 2024 thru September 2024 Filings (Compared to January 2023 thru September 2023)

<i>GRAND TOTAL</i>	5,422	▼	-29.9%	-2,311
---------------------------	--------------	---	--------	--------

* Compared to same time period as previous year

** Case Type Categories are defined in the 2017 Virginia Judicial Workload Assessment
Source: SCV-SQL-Information

2024 Overall GRAND TOTAL		Distribution of Caseload			Change*		Percentage (%) of Caseload		
2,116	-277	Criminal	437	21%	14.4% ▲	+55	Criminal	2023	2024
		Traffic	1,129	53%	-24.1% ▼	-358	Traffic	16.0%	20.7%
		Civil	508	24%	9.0% ▲	+42	Civil	62.1%	53.4%
		Civil Commitments	42	2%	-27.6% ▼	-16	Civil Commitments	19.5%	24.0%
		GRAND TOTAL	2,116	100%	-11.6% ▼	-277	GRAND TOTAL	2.4%	2.0%
							GRAND TOTAL	100%	100%

Filings by Division & Code

Division	Case Type Description	Code	Summary	Change	% Change	Absolute Change
Criminal	Misdemeanor	M	331	▲	+20.4%	+56
	Felony	F	64	▲	+33.3%	+16
	Capias	CA	21	▼	-8.7%	-2
	Show Cause	SC	12	▼	-58.6%	-17
	Civil Violation	CV	9	▲	+28.6%	+2
	Total			437	▲	14.4%
Traffic	Infraction	I	944	▼	-24.4%	-305
	Misdemeanor	M	170	▼	-21.7%	-47
	Felony	F	6	▲	+100.0%	+3
	Show Cause	SC	6	▼	-25.0%	-2
	Capias	CA	2	▼	-77.8%	-7
	Restricted Operators License	RL	1	↔		-
	Total			1,129	▼	-24.1%
Civil	Warrant in Debt	WD	220	▲	+14.6%	+28
	Garnishment	GA	107	▲	+2.9%	+3
	Unlawful Detainer	UD	46	▼	-8.0%	-4
	Other	OT	43	▲	+16.2%	+6
	Detinue	DT	24	▲	+118.2%	+13
	Preliminary Protective Order	PP	24	↔		-
	Admin License	AL	23	▼	-4.2%	-1
	Interrogatory	IN	7	▲	+40.0%	+2
	Impoundment	IM	5	▲	+66.7%	+2
	Abstract	AJ	3	▲	+50.0%	+1
	Show Cause	SC	3	▼	-62.5%	-5
	Tenants Assertion	TA	2	↔		-
	Capias	CA	1	▲	-	+1
	Overweight	OC	0	▼	-100.0%	-1
	Protective Order	PO	0	▼	-100.0%	-3
	Total			508	▲	9.0%
Civil Commitments	Mental Commitment	MC	21	▼	-32.3%	-10
	Temporary Detention Order	TD	12	▼	-20.0%	-3
	Emergency Custody Order	EC	5	▼	-28.6%	-2
	Other	OT	4	▼	-20.0%	-1
Total			42	▼	-27.6%	-16
GRAND TOTAL			2,116	▼	-11.6%	-277

Filings by Major Case Category**

Category	Summary	Change	% Change	Absolute Change
Felony	70	▲	+37.3%	+19
Garnishment	114	▲	+4.6%	+5
General Civil	251	▲	+20.7%	+43
Infraction/Civil Violation	953	▼	-24.2%	-304
Involuntary Civil Commitments	4	▼	-20.0%	-1
Landlord /Tenant	48	▼	-7.7%	-4
Misdemeanor	502	▼	+1.8%	+9
Other	150	▲	-21.5%	-41
Protective Orders	24	▼	-11.1%	-3

* Compared to same time period as previous year


** Case Type Categories are defined in the 2017 Virginia Judicial Workload Assessment

CPSS - GCMS CASELOAD STATISTICS OF THE GENERAL DISTRICT COURTS
January 2024 thru September 2024 Filings (Compared to January 2023 thru September 2023)

<i>GRAND TOTAL</i>	2,116	▼	-11.6%	-277
---------------------------	--------------	---	--------	------

* Compared to same time period as previous year

** Case Type Categories are defined in the 2017 Virginia Judicial Workload Assessment
Source: SCV-SQL-Information

2024 Overall GRAND TOTAL		Distribution of Caseload			Change*		Percentage (%) of Caseload		
1,262	-529	Criminal	266	21%	-34.6% ▼	-141	Criminal	2023: 22.7%	2024: 21.1%
		Traffic	653	52%	-39.8% ▼	-431	Traffic	60.5%	51.7%
2024		Civil	333	26%	13.7% ▲	+40	Civil	16.4%	26.4%
2023		Civil Commitments	10	1%	42.9% ▲	+3	Civil Commitments	0.4%	0.8%
		GRAND TOTAL	1,262	100%	-29.5% ▼	-529	GRAND TOTAL	100%	100%

Filings by Division & Code

Division	Case Type Description	Code	Summary	Change	% Change	Absolute Change
Criminal	Misdemeanor	M	181	▼	-32.2%	-86
	Felony	F	52	▼	-51.4%	-55
	Show Cause	SC	14	▲	+75.0%	+6
	Civil Violation	CV	10	▼	-16.7%	-2
	Capias	CA	8	▼	-33.3%	-4
	Motion	MO	1	↔		-
	Total			266	▼	-34.6%
Traffic	Infraction	I	476	▼	-45.2%	-393
	Misdemeanor	M	165	▼	-20.3%	-42
	Show Cause	SC	7	▲	+133.3%	+4
	Felony	F	3	↔		-
	Capias	CA	2	▲	-	+2
	Restricted Operators License	RL	0	▼	-100.0%	-2
	Total			653	▼	-39.8%
Civil	Warrant in Debt	WD	174	▲	+52.6%	+60
	Garnishment	GA	65	▼	-7.1%	-5
	Other	OT	28	▼	+21.7%	+5
	Unlawful Detainer	UD	22	▼	-24.1%	-7
	Protective Order	PO	12	▲	+300.0%	+9
	Preliminary Protective Order	PP	11	▲	+120.0%	+6
	Admin License	AL	8	▼	-46.7%	-7
	Detinue	DT	3	▲	+50.0%	+1
	Abstract	AJ	2	▼	-50.0%	-2
	Impoundment	IM	2	▼	-71.4%	-5
	Interrogatory	IN	2	▼	-71.4%	-5
	Bond Forfeiture	BF	1	▼	-80.0%	-4
	Motion for Judgment	MJ	1	↔		-
	Show Cause	SC	1	▼	-85.7%	-6
Tenants Assertion	TA	1	↔		-	
Total			333	▲	13.7%	+40
Civil Commitments	Temporary Detention Order	TD	9	▲	+50.0%	+3
	Emergency Custody Order	EC	1	↔		-
Total			10	▲	42.9%	+3
GRAND TOTAL			1,262	▼	-29.5%	-529

Filings by Major Case Category**


Category	Summary	Change	% Change	Absolute Change
Felony	55	▼	-50.0%	-55
Garnishment	67	▼	-13.0%	-10
General Civil	178	▲	+47.1%	+57
Infraction/Civil Violation	486	▼	-44.8%	-395
Landlord /Tenant	23	▼	-23.3%	-7
Misdemeanor	346	▼	-27.3%	-130
Other	84	▲	-4.5%	-4
Protective Orders	23	▲	+187.5%	+15
GRAND TOTAL	1,262	▼	-29.5%	-529

* Compared to same time period as previous year

** Case Type Categories are defined in the 2017 Virginia Judicial Workload Assessment
 Source: SCV-SQL-Information

* Compared to same time period as previous year

** Case Type Categories are defined in the 2017 Virginia Judicial Workload Assessment
Source: SCV-SQL-Information

2024 Overall GRAND TOTAL		Distribution of Caseload			Change*		Percentage (%) of Caseload		
2,542	-155	Criminal	302	12%	45.2% ▲	+94	Criminal	2023 7.7%	2024 11.9%
		Traffic	1,015	40%	-27.0% ▼	-375	Traffic	51.5%	39.9%
2024		Civil	1,219	48%	11.6% ▲	+127	Civil	40.5%	48.0%
2023		Civil Commitments	6	0%	-14.3% ▼	-1	Civil Commitments	0.3%	0.2%
		GRAND TOTAL	2,542	100%	-5.7% ▼	-155	GRAND TOTAL	100%	100%

Filings by Division & Code



Division	Case Type Description	Code	Summary	Change	% Change	Absolute Change
Criminal	Misdemeanor	M	180	▲	+47.5%	+58
	Felony	F	88	▲	+144.4%	+52
	Capias	CA	16	▼	-33.3%	-8
	Show Cause	SC	11	▼	-31.3%	-5
	Civil Violation	CV	5	▼	-50.0%	-5
	Restricted Operators License	RL	2	▲	-	+2
	Total			302	▲	45.2%
Traffic	Infraction	I	866	▼	-27.5%	-329
	Misdemeanor	M	146	▼	-23.2%	-44
	Felony	F	2	↔	-	-
	Restricted Operators License	RL	1	▲	-	+1
	Capias	CA	0	▼	-100.0%	-1
	Civil Violation	CV	0	▼	-100.0%	-1
	Show Cause	SC	0	▼	-100.0%	-1
Total			1,015	▼	-27.0%	-375
Civil	Warrant in Debt	WD	1,090	▲	+13.4%	+129
	Garnishment	GA	50	▼	-3.8%	-2
	Unlawful Detainer	UD	30	▼	-6.3%	-2
	Other	OT	16	▼	-11.1%	-2
	Admin License	AL	13	↔	-	-
	Detinue	DT	5	▲	-	+5
	Preliminary Protective Order	PP	5	▼	-16.7%	-1
	Counter Claim	CC	3	▲	-	+3
	Show Cause	SC	3	▲	+200.0%	+2
	Abstract	AJ	1	▲	-	+1
	Impoundment	IM	1	▼	-80.0%	-4
	Interrogatory	IN	1	▼	-50.0%	-1
	Motion for Judgment	MJ	1	▲	-	+1
	Protective Order	PO	0	▼	-100.0%	-1
Restricted Operators License	RL	0	▼	-100.0%	-1	
Total			1,219	▲	11.6%	+127
Civil Commitments	Temporary Detention Order	TD	6	↔	-	-
	Emergency Custody Order	EC	0	▼	-100.0%	-1
Total			6	▼	-14.3%	-1
GRAND TOTAL			2,542	▼	-5.7%	-155

Filings by Major Case Category**

Category	Summary	Change	% Change	Absolute Change
Felony	90	▲	+136.8%	+52
Garnishment	51	▼	-5.6%	-3
General Civil	1,099	▲	+13.7%	+132
Infraction/Civil Violation	871	▼	-27.8%	-335
Landlord /Tenant	30	▼	-6.3%	-2
Misdemeanor	329	▲	+5.1%	+16
Other	67	▲	-16.3%	-13
Protective Orders	5	▼	-28.6%	-2
GRAND TOTAL	2,542	▼	-5.7%	-155

* Compared to same time period as previous year

** Case Type Categories are defined in the 2017 Virginia Judicial Workload Assessment

2024 Overall GRAND TOTAL		Distribution of Caseload			Change*		Percentage (%) of Caseload		
21,702	+3,026	Criminal	2,987	14%	2.3% ▲	+68	Criminal	2023	2024
		Traffic	11,146	51%	25.2% ▲	+2,244	Traffic	15.6%	13.8%
		Civil	7,279	34%	11.9% ▲	+774	Civil	47.7%	51.4%
		Civil Commitments	290	1%	-17.1% ▼	-60	Civil Commitments	34.8%	33.5%
		GRAND TOTAL	21,702	100%	16.2% ▲	+3,026	GRAND TOTAL	100%	100%

Filings by Division & Code

Division	Case Type Description	Code	Summary	Change	% Change	Absolute Change
Criminal	Misdemeanor	M	1,907	▲	+13.5%	+227
	Felony	F	719	▼	-15.9%	-136
	Capias	CA	239	▼	-9.1%	-24
	Civil Violation	CV	73	▼	-7.6%	-6
	Show Cause	SC	49	▲	+16.7%	+7
	Total			2,987	▲	2.3%
Traffic	Infraction	I	8,684	▲	+27.0%	+1,848
	Misdemeanor	M	2,385	▲	+19.7%	+392
	Capias	CA	52	▲	+44.4%	+16
	Felony	F	19	▼	-29.6%	-8
	Show Cause	SC	5	▼	-37.5%	-3
	Civil Violation	CV	1	▼	-50.0%	-1
	Total			11,146	▲	25.2%
Civil	Warrant in Debt	WD	3,758	▲	+25.7%	+768
	Garnishment	GA	1,626	▲	+0.9%	+15
	Unlawful Detainer	UD	918	▼	-5.1%	-49
	Other	OT	193	▲	+65.0%	+76
	Preliminary Protective Order	PP	158	▲	+6.8%	+10
	Admin License	AL	119	▼	-12.5%	-17
	Protective Order	PO	111	▼	-8.3%	-10
	Show Cause	SC	96	▲	+43.3%	+29
	Interrogatory	IN	74	▲	+34.5%	+19
	Detinue	DT	54	▼	-20.6%	-14
	Abstract	AJ	52	▼	-26.8%	-19
	Impoundment	IM	48	▼	-28.4%	-19
	Motion for Judgment	MJ	40	▼	-28.6%	-16
	Counter Claim	CC	10	▲	+42.9%	+3
	Bond Forfeiture	BF	8	▲	+33.3%	+2
	Capias	CA	7	▲	+133.3%	+4
	Petition-Restore Arms	PR	4	↔		-
	Tenants Assertion	TA	2	▼	-60.0%	-3
	Overweight	OC	1	▼	-50.0%	-1
	Cross Claim	CR	0	▼	-100.0%	-1
	Restricted Operators License	RL	0	▼	-100.0%	-1
	Third Party Claim	TH	0	▼	-100.0%	-2
Total			7,279	▲	11.9%	+774
Civil Commitments	Temporary Detention Order	TD	170	▼	-16.3%	-33
	Emergency Custody Order	EC	73	▼	-16.1%	-14
	Mental Commitment	MC	42	▼	-17.6%	-9
	Other	OT	4	▼	-55.6%	-5
	Medical Emergency Custody Order	ME	1	▲	-	+1
	Total			290	▼	-17.1%
GRAND TOTAL			21,702	▲	16.2%	+3,026

Filings by Major Case Category**

Category	Summary	Change	% Change	Absolute Change
Felony	738	▼	-16.3%	-144
Garnishment	1,700	▲	+2.0%	+34

* Compared to same time period as previous year

** Case Type Categories are defined in the 2017 Virginia Judicial Workload Assessment



Source: SCV-SQL-Information

CPSS - GCMS CASELOAD STATISTICS OF THE GENERAL DISTRICT COURTS
 January 2024 thru September 2024 Filings (Compared to January 2023 thru September 2023)

General Civil	3,875	▲	+24.2%	+755
Infraction/Civil Violation	8,759	▼	+26.6%	+1,840
Involuntary Civil Commitments	4	▼	-55.6%	-5
Landlord /Tenant	920	▼	-5.3%	-52
Misdemeanor	4,292	▼	+16.8%	+618
Other	1,145	▲	-1.7%	-20
Protective Orders	269	▼		0
GRAND TOTAL	21,702	▲	16.2%	+3,026

* Compared to same time period as previous year

** Case Type Categories are defined in the 2017 Virginia Judicial Workload Assessment
 Source: SCV-SQL-Information

2024 Overall GRAND TOTAL		Distribution of Caseload			Change*		Percentage (%) of Caseload		
22,373	+2,795	Criminal	4,305	19%	-2.2% ▼	-97	Criminal	2023	2024
		Traffic	10,951	49%	17.8% ▲	+1,651	Traffic	22.5%	19.2%
2024 		Civil	6,913	31%	20.8% ▲	+1,191	Civil	47.5%	48.9%
2023 		Civil Commitments	204	1%	32.5% ▲	+50	Civil Commitments	29.2%	30.9%
		GRAND TOTAL	22,373	100%	14.3% ▲	+2,795	GRAND TOTAL	0.8%	0.9%
							GRAND TOTAL	100%	100%

Filings by Division & Code

Division	Case Type Description	Code	Summary	Change	% Change	Absolute Change
Criminal	Misdemeanor	M	2,426	▲	+3.2%	+76
	Felony	F	1,142	▼	-19.9%	-283
	Capias	CA	496	▲	+18.4%	+77
	Civil Violation	CV	126	▲	+12.5%	+14
	Show Cause	SC	115	▲	+19.8%	+19
	Total			4,305	▼	-2.2%
Traffic	Infraction	I	8,228	▲	+17.8%	+1,242
	Misdemeanor	M	2,533	▲	+19.8%	+418
	Felony	F	95	▼	-3.1%	-3
	Capias	CA	66	▲	+6.5%	+4
	Civil Violation	CV	22	▼	-26.7%	-8
	Show Cause	SC	7	▼	-22.2%	-2
Total			10,951	▲	17.8%	+1,651
Civil	Warrant in Debt	WD	2,956	▲	+34.1%	+751
	Garnishment	GA	1,675	▲	+23.3%	+316
	Unlawful Detainer	UD	1,013	▲	+11.2%	+102
	Admin License	AL	237	▼	-1.7%	-4
	Impoundment	IM	217	▲	+12.4%	+24
	Other	OT	186	▼	-8.4%	-17
	Show Cause	SC	171	▼	-10.5%	-20
	Preliminary Protective Order	PP	125	▲	+10.6%	+12
	Interrogatory	IN	70	▼	-22.2%	-20
	Abstract	AJ	66	▼	-29.8%	-28
	Bond Forfeiture	BF	59	▲	+73.5%	+25
	Motion for Judgment	MJ	47	▲	+46.9%	+15
	Protective Order	PO	33	▲	+10.0%	+3
	Zoning Violation	ZO	20	▲	-	+20
	Tenants Assertion	TA	14	▲	+100.0%	+7
	Detinue	DT	10	▼	-9.1%	-1
	Capias	CA	6	▲	+50.0%	+2
	Counter Claim	CC	2	▼	-50.0%	-2
	Overweight	OC	2	▲	-	+2
	Restricted Operators License	RL	2	▲	-	+2
	Attachment	AT	1	▲	-	+1
Petition-Restore Arms	PR	1	▲	-	+1	
Total			6,913	▲	20.8%	+1,191
Civil Commitments	Temporary Detention Order	TD	128	▲	+66.2%	+51
	Emergency Custody Order	EC	75	▼	-1.3%	-1
	Mental Commitment	MC	1	▲	-	+1
	Medical Emergency Temporary Detention Order	MT	0	▼	-100.0%	-1
Total			204	▲	32.5%	+50
GRAND TOTAL			22,373	▲	14.3%	+2,795

Filings by Major Case Category**

Category	Summary	Change	% Change	Absolute Change
Felony	1,237	▼	-18.8%	-286
Garnishment	1,745	▲	+20.4%	+296
General Civil	3,063	▲	+33.6%	+770

* Compared to same time period as previous year

** Case Type Categories are defined in the 2017 Virginia Judicial Workload Assessment

CPSS - GCMS CASELOAD STATISTICS OF THE GENERAL DISTRICT COURTS



January 2024 thru September 2024 Filings (Compared to January 2023 thru September 2023)

District: 15 FIPS: 179

Infraction/Civil Violation	8,378	▲	+17.5%	+1,250
Landlord /Tenant	1,027	▲	+11.9%	+109
Misdemeanor	4,981	▲	+11.6%	+516
Other	1,784	▲	+7.5%	+125
Protective Orders	158	▲	+10.5%	+15
GRAND TOTAL	22,373	▲	14.3%	+2,795

* Compared to same time period as previous year

** Case Type Categories are defined in the 2017 Virginia Judicial Workload Assessment
Source: SCV-SQL-Information

2024 Overall GRAND TOTAL		Distribution of Caseload			Change*		Percentage (%) of Caseload			
3,775	-270	Criminal	425	11%	-0.9%	▼	-4	Criminal	2023: 10.6%	2024: 11.3%
		Traffic	2,514	67%	-15.5%	▼	-460	Traffic	73.5%	66.6%
		Civil	798	21%	30.0%	▲	+184	Civil	15.2%	21.1%
		Civil Commitments	38	1%	35.7%	▲	+10	Civil Commitments	0.7%	1.0%
		GRAND TOTAL	3,775	100%	-6.7%	▼	-270	GRAND TOTAL	100%	100%

Filings by Division & Code

Division	Case Type Description	Code	Summary	Change	% Change	Absolute Change
Criminal	Misdemeanor	M	305	▲	+7.0%	+20
	Felony	F	87	▼	-15.5%	-16
	Capias	CA	18	↔		-
	Show Cause	SC	8	▼	-20.0%	-2
	Civil Violation	CV	7	▼	-46.2%	-6
	Total			425	▼	-0.9%
Traffic	Infraction	I	2,026	▼	-20.2%	-514
	Misdemeanor	M	434	▲	+19.9%	+72
	Capias	CA	23	▼	-14.8%	-4
	Show Cause	SC	13	▼	-56.7%	-17
	Felony	F	12	▲	+33.3%	+3
	Civil Violation	CV	6	↔		-
	Total			2,514	▼	-15.5%
Civil	Warrant in Debt	WD	416	▲	+84.9%	+191
	Garnishment	GA	137	▼	-14.9%	-24
	Unlawful Detainer	UD	79	▲	+1.3%	+1
	Other	OT	46	▲	+17.9%	+7
	Impoundment	IM	45	▼	-21.1%	-12
	Admin License	AL	39	▲	+39.3%	+11
	Protective Order	PO	20	▲	+122.2%	+11
	Preliminary Protective Order	PP	6	▲	+50.0%	+2
	Interrogatory	IN	4	▲	+300.0%	+3
	Show Cause	SC	3	▲	-	+3
	Abstract	AJ	1	▼	-83.3%	-5
	Detinue	DT	1	▼	-66.7%	-2
	Tenants Assertion	TA	1	▲	-	+1
	Counter Claim	CC	0	▼	-100.0%	-1
	Motion for Judgment	MJ	0	▼	-100.0%	-2
Total			798	▲	30.0%	+184
Civil Commitments	Temporary Detention Order	TD	34	▲	+41.7%	+10
	Emergency Custody Order	EC	4	↔		-
	Total		38	▲	35.7%	+10
GRAND TOTAL			3,775	▼	-6.7%	-270

Filings by Major Case Category**

Category	Summary	Change	% Change	Absolute Change
Felony	99	▲	-11.6%	-13
Garnishment	141	▲	-13.0%	-21
General Civil	426	▼	+79.0%	+188
Infraction/Civil Violation	2,039	▼	-20.3%	-520
Landlord /Tenant	80	▲	+2.6%	+2
Misdemeanor	739	▲	+14.2%	+92
Other	225	▲	-4.7%	-11
Protective Orders	26	▲	+100.0%	+13
GRAND TOTAL	3,775	▼	-6.7%	-270

* Compared to same time period as previous year

** Case Type Categories are defined in the 2017 Virginia Judicial Workload Assessment
 Source: SCV-SQL-Information

2024 Overall GRAND TOTAL		Distribution of Caseload			Change*		Percentage (%) of Caseload		
13,593	-1,410	Criminal	1,938	14%	7.5% ▲	+135	Criminal	2023	2024
		Traffic	6,870	51%	-21.0% ▼	-1,826	Traffic	12.0%	14.3%
2024		Civil	4,607	34%	6.8% ▲	+295	Civil	58.0%	50.5%
2023		Civil Commitments	178	1%	-7.3% ▼	-14	Civil Commitments	28.7%	33.9%
		GRAND TOTAL	13,593	100%	-9.4% ▼	-1,410	GRAND TOTAL	1.3%	1.3%
							GRAND TOTAL	100%	100%

Filings by Division & Code

Division	Case Type Description	Code	Summary	Change	% Change	Absolute Change
Criminal	Misdemeanor	M	1,061	▲	+6.1%	+61
	Felony	F	428	▲	+9.2%	+36
	Capias	CA	194	▼	-4.4%	-9
	Show Cause	SC	192	▲	+11.6%	+20
	Civil Violation	CV	62	▲	+72.2%	+26
	Restricted Operators License	RL	1	▲	-	+1
	Total			1,938	▲	7.5%
Traffic	Infraction	I	5,447	▼	-22.3%	-1,560
	Misdemeanor	M	1,294	▼	-17.4%	-272
	Show Cause	SC	56	▲	+107.4%	+29
	Capias	CA	48	▼	-22.6%	-14
	Felony	F	21	▼	-36.4%	-12
	Civil Violation	CV	4	▲	+300.0%	+3
	Total			6,870	▼	-21.0%
Civil	Warrant in Debt	WD	1,725	▲	+18.5%	+269
	Garnishment	GA	1,173	▲	+29.2%	+265
	Unlawful Detainer	UD	898	▼	-10.6%	-107
	Other	OT	210	▲	-1.9%	-4
	Detinue	DT	151	▼	-32.6%	-73
	Protective Order	PO	105	▲	+8.2%	+8
	Preliminary Protective Order	PP	98	▼	-20.3%	-25
	Admin License	AL	64	▲	+10.3%	+6
	Interrogatory	IN	49	▼	-25.8%	-17
	Abstract	AJ	48	▲	+84.6%	+22
	Show Cause	SC	31	▼	-47.5%	-28
	Impoundment	IM	16	▼	-44.8%	-13
	Motion for Judgment	MJ	15	▲	+36.4%	+4
	Counter Claim	CC	6	▼	-64.7%	-11
	Tenants Assertion	TA	5	▼	-16.7%	-1
	Zoning Violation	ZO	5	▼	-37.5%	-3
	Overweight	OC	3	▲	-	+3
	Bond Forfeiture	BF	2	↔	-	-
	Distress Seizure	DS	1	▲	-	+1
	Petition to Require Blood Test	BT	1	▲	-	+1
	Petition-Restore Arms	PR	1	↔	-	-
	Capias	CA	0	▼	-100.0%	-2
	Total			4,607	▲	6.8%
Civil Commitments	Temporary Detention Order	TD	112	▼	-16.4%	-22
	Emergency Custody Order	EC	65	▲	+12.1%	+7
	Mental Commitment	MC	1	▲	-	+1
	Total			178	▼	-7.3%
GRAND TOTAL			13,593	▼	-9.4%	-1,410

Filings by Major Case Category**

Category	Summary	Change	% Change	Absolute Change
Felony	449	▼	+5.6%	+24
Garnishment	1,222	▲	+25.5%	+248
General Civil	1,964	▲	+12.0%	+210

* Compared to same time period as previous year

** Case Type Categories are defined in the 2017 Virginia Judicial Workload Assessment



Source: SCV-SQL-Information

CPSS - GCMS CASELOAD STATISTICS OF THE GENERAL DISTRICT COURTS
 January 2024 thru September 2024 Filings (Compared to January 2023 thru September 2023)

Infraction/Civil Violation	5,516	▲	-21.7%	-1,528
Landlord /Tenant	903	▼	-10.7%	-108
Misdemeanor	2,361	▲	-8.3%	-213
Other	975	▲	-2.6%	-26
Protective Orders	203	▼	-7.7%	-17
GRAND TOTAL	13,593	▼	-9.4%	-1,410

* Compared to same time period as previous year

** Case Type Categories are defined in the 2017 Virginia Judicial Workload Assessment
 Source: SCV-SQL-Information

2024 Overall GRAND TOTAL		Distribution of Caseload			Change*		Percentage (%) of Caseload		
5,734	-402	Criminal	1,238	22%	-2.1% ▼	-26	Criminal	20.6%	21.6%
		Traffic	2,009	35%	-21.5% ▼	-551	Traffic	41.7%	35.0%
2024 		Civil	1,871	33%	10.6% ▲	+180	Civil	27.6%	32.6%
2023 		Civil Commitments	616	11%	-0.8% ▼	-5	Civil Commitments	10.1%	10.7%
		GRAND TOTAL	5,734	100%	-6.6% ▼	-402	GRAND TOTAL	100%	100%

Filings by Division & Code

Division	Case Type Description	Code	Summary	Change	% Change	Absolute Change
Criminal	Misdemeanor	M	738	▲	+3.1%	+22
	Felony	F	209	▼	-24.5%	-68
	Capias	CA	146	▲	+0.7%	+1
	Show Cause	SC	121	▲	+33.0%	+30
	Civil Violation	CV	24	▼	-31.4%	-11
	Total			1,238	▼	-2.1%
Traffic	Infraction	I	1,629	▼	-22.9%	-484
	Misdemeanor	M	334	▼	-20.3%	-85
	Show Cause	SC	23	▲	+64.3%	+9
	Capias	CA	21	▲	+90.9%	+10
	Felony	F	2	▲	+100.0%	+1
	Civil Violation	CV	0	▼	-100.0%	-1
	Other	O	0	▼	-100.0%	-1
	Total			2,009	▼	-21.5%
Civil	Warrant in Debt	WD	825	▲	+33.7%	+208
	Garnishment	GA	365	▼	-2.7%	-10
	Unlawful Detainer	UD	267	▲	+13.1%	+31
	Other	OT	180	▼	+4.7%	+8
	Preliminary Protective Order	PP	67	▼	-17.3%	-14
	Protective Order	PO	59	▼	-25.3%	-20
	Admin License	AL	36	▼	-29.4%	-15
	Interrogatory	IN	18	▲	+12.5%	+2
	Abstract	AJ	15	▲	+1,400.0%	+14
	Show Cause	SC	11	▼	-45.0%	-9
	Motion for Judgment	MJ	10	↔		-
	Impoundment	IM	8	▼	-38.5%	-5
	Tenants Assertion	TA	5	▲	+150.0%	+3
	Detinue	DT	4	▼	-69.2%	-9
	Counter Claim	CC	1	▼	-50.0%	-1
	Bond Forfeiture	BF	0	▼	-100.0%	-1
	Petition-Restore Arms	PR	0	▼	-100.0%	-1
	Zoning Violation	ZO	0	▼	-100.0%	-1
Total			1,871	▲	10.6%	+180
Civil Commitments	Mental Commitment	MC	261	▲	+35.2%	+68
	Temporary Detention Order	TD	149	▼	-25.5%	-51
	Emergency Custody Order	EC	123	▼	-15.2%	-22
	Other	OT	80	▼	-1.2%	-1
	Medical Emergency Temporary Detention Order	MT	3	▲	+200.0%	+2
	Medical Emergency Custody Order	ME	0	▼	-100.0%	-1
Total			616	▼	-0.8%	-5
GRAND TOTAL			5,734	▼	-6.6%	-402

Filings by Major Case Category**

Category	Summary	Change	% Change	Absolute Change
Felony	211	▲	-24.1%	-67
Garnishment	383	▲	-2.0%	-8
General Civil	881	▼	+27.1%	+188
Infraction/Civil Violation	1,653	▼	-23.1%	-497

* Compared to same time period as previous year


** Case Type Categories are defined in the 2017 Virginia Judicial Workload Assessment

CPSS - GCMS CASELOAD STATISTICS OF THE GENERAL DISTRICT COURTS
 January 2024 thru September 2024 Filings (Compared to January 2023 thru September 2023)

Involuntary Civil Commitments	80	▼	-1.2%	-1
Landlord /Tenant	272	▲	+14.3%	+34
Misdemeanor	1,072	▼	-5.6%	-64
Other	1,056	▲	+4.7%	+47
Protective Orders	126	▼	-21.3%	-34
GRAND TOTAL	5,734	▼	-6.6%	-402

* Compared to same time period as previous year

** Case Type Categories are defined in the 2017 Virginia Judicial Workload Assessment
 Source: SCV-SQL-Information

2024 Overall GRAND TOTAL		Distribution of Caseload			Change*		Percentage (%) of Caseload		
9,803 +945 	Criminal	1,210	12%	-21.0% ▼	-321	Criminal	2023: 17.3%	2024: 12.3%	
	Traffic	6,043	62%	13.3% ▲	+711	Traffic	60.2%	61.6%	
	Civil	2,489	25%	30.2% ▲	+578	Civil	21.6%	25.4%	
	Civil Commitments	61	1%	-27.4% ▼	-23	Civil Commitments	0.9%	0.6%	
	GRAND TOTAL	9,803	100%	10.7% ▲	+945	GRAND TOTAL	100%	100%	

Filings by Division & Code

Division	Case Type Description	Code	Summary	Change	% Change	Absolute Change
Criminal	Misdemeanor	M	639	▼	-17.5%	-136
	Felony	F	313	▼	-28.9%	-127
	Show Cause	SC	118	▼	-15.1%	-21
	Capias	CA	115	▼	-14.8%	-20
	Civil Violation	CV	25	▼	-40.5%	-17
	Total			1,210	▼	-21.0%
Traffic	Infraction	I	3,941	▲	+13.1%	+457
	Misdemeanor	M	1,700	▲	+14.0%	+209
	Show Cause	SC	175	▲	+3.6%	+6
	Capias	CA	153	▲	+15.0%	+20
	Felony	F	45	▲	+45.2%	+14
	Civil Violation	CV	26	▲	+44.4%	+8
	Restricted Operators License	RL	3	▼	-50.0%	-3
	Total			6,043	▲	13.3%
Civil	Warrant in Debt	WD	1,203	▲	+59.8%	+450
	Garnishment	GA	617	▲	+10.0%	+56
	Unlawful Detainer	UD	270	▲	+13.0%	+31
	Other	OT	76	▲	+55.1%	+27
	Admin License	AL	52	▲	+2.0%	+1
	Impoundment	IM	51	▲	+18.6%	+8
	Preliminary Protective Order	PP	48	▲	+37.1%	+13
	Protective Order	PO	40	▲	+48.1%	+13
	Detinue	DT	35	▼	-41.7%	-25
	Show Cause	SC	27	▲	+8.0%	+2
	Interrogatory	IN	21	▲	+16.7%	+3
	Bond Forfeiture	BF	18	▲	+20.0%	+3
	Abstract	AJ	17	▼	-26.1%	-6
	Overweight	OC	6	▲	-	+6
	Motion for Judgment	MJ	3	▼	-40.0%	-2
	Petition-Restore Arms	PR	2	▲	+100.0%	+1
	Capias	CA	1	▼	-66.7%	-2
	Restricted Operators License	RL	1	▲	-	+1
	Zoning Violation	ZO	1	▲	-	+1
	Counter Claim	CC	0	▼	-100.0%	-2
	Petition to Require Blood Test	BT	0	▼	-100.0%	-1
Total			2,489	▲	30.2%	+578
Civil Commitments	Temporary Detention Order	TD	46	▼	-30.3%	-20
	Emergency Custody Order	EC	15	▼	-11.8%	-2
	Medical Emergency Temporary Detention Order	MT	0	▼	-100.0%	-1
	Total			61	▼	-27.4%
GRAND TOTAL			9,803	▲	10.7%	+945

Filings by Major Case Category**

Category	Summary	Change	% Change	Absolute Change
Felony	358	▲	-24.0%	-113
Garnishment	638	▲	+10.2%	+59
General Civil	1,260	▲	+51.6%	+429
Infraction/Civil Violation	3,998	▲	+12.8%	+454

* Compared to same time period as previous year

** Case Type Categories are defined in the 2017 Virginia Judicial Workload Assessment

CPSS - GCMS CASELOAD STATISTICS OF THE GENERAL DISTRICT COURTS
 January 2024 thru September 2024 Filings (Compared to January 2023 thru September 2023)

Landlord /Tenant	270	▲	+13.0%	+31
Misdemeanor	2,344	▲	+3.2%	+72
Other	847	▼	-1.5%	-13
Protective Orders	88	▲	+41.9%	+26
GRAND TOTAL	9,803	▲	10.7%	+945

* Compared to same time period as previous year

** Case Type Categories are defined in the 2017 Virginia Judicial Workload Assessment
 Source: SCV-SQL-Information

2024 Overall GRAND TOTAL		Distribution of Caseload			Change*		Percentage (%) of Caseload			
3,094	-739	Criminal	346	11%	-3.4%	▼	-12	Criminal	2023: 9.3%	2024: 11.2%
		Traffic	1,962	63%	-29.4%	▼	-819	Traffic	72.6%	63.4%
2024		Civil	748	24%	17.2%	▲	+110	Civil	16.6%	24.2%
2023		Civil Commitments	38	1%	-32.1%	▼	-18	Civil Commitments	1.5%	1.2%
		GRAND TOTAL	3,094	100%	-19.3%	▼	-739	GRAND TOTAL	100%	100%

Filings by Division & Code

Division	Case Type Description	Code	Summary	Change	% Change	Absolute Change
Criminal	Misdemeanor	M	197	▲	+13.9%	+24
	Felony	F	62	▼	-27.1%	-23
	Show Cause	SC	48	↔		-
	Capias	CA	22	▼	-26.7%	-8
	Civil Violation	CV	17	▼	-22.7%	-5
	Total			346	▼	-3.4%
Traffic	Infraction	I	1,521	▼	-35.3%	-830
	Misdemeanor	M	341	▼	-0.9%	-3
	Show Cause	SC	73	▲	+28.1%	+16
	Capias	CA	25	▲	+4.2%	+1
	Felony	F	2	▼	-50.0%	-2
	Civil Violation	CV	0	▼	-100.0%	-1
Total			1,962	▼	-29.4%	-819
Civil	Warrant in Debt	WD	419	▲	+54.0%	+147
	Garnishment	GA	170	▲	+6.3%	+10
	Impoundment	IM	46	▼	-45.9%	-39
	Other	OT	28	▲	+16.7%	+4
	Preliminary Protective Order	PP	23	▲	+109.1%	+12
	Unlawful Detainer	UD	16	▼	-52.9%	-18
	Admin License	AL	11	▼	-21.4%	-3
	Interrogatory	IN	10	▼	-28.6%	-4
	Protective Order	PO	10	↔		-
	Show Cause	SC	7	▲	+40.0%	+2
	Detinue	DT	5	▼	-16.7%	-1
	Abstract	AJ	1	▲	-	+1
	Motion for Judgment	MJ	1	↔		-
	Petition-Restore Arms	PR	1	▲	-	+1
	Overweight	OC	0	▼	-100.0%	-1
	Tenants Assertion	TA	0	▼	-100.0%	-1
Total			748	▲	17.2%	+110
Civil Commitments	Temporary Detention Order	TD	17	▼	-48.5%	-16
	Mental Commitment	MC	13	↔		-
	Emergency Custody Order	EC	8	▼	-20.0%	-2
Total			38	▼	-32.1%	-18
GRAND TOTAL			3,094	▼	-19.3%	-739

Filings by Major Case Category**


Category	Summary	Change	% Change	Absolute Change
Felony	64	▼	-28.1%	-25
Garnishment	180	▼	+3.4%	+6
General Civil	431	▲	+49.1%	+142
Infraction/Civil Violation	1,538	▼	-35.2%	-837
Landlord /Tenant	16	▼	-54.3%	-19
Misdemeanor	538	▲	+4.1%	+21
Other	294	▲	-11.7%	-39
Protective Orders	33	▲	+57.1%	+12
GRAND TOTAL	3,094	▼	-19.3%	-739

* Compared to same time period as previous year

** Case Type Categories are defined in the 2017 Virginia Judicial Workload Assessment

* Compared to same time period as previous year

** Case Type Categories are defined in the 2017 Virginia Judicial Workload Assessment
Source: SCV-SQL-Information

2024 Overall GRAND TOTAL		Distribution of Caseload			Change*		Percentage (%) of Caseload			
5,315	-19	Criminal	392	7%	-2.0%	▼	-8	Criminal	2023 7.5%	2024 7.4%
		Traffic	4,259	80%	-4.3%	▼	-192	Traffic	83.4%	80.1%
2024		Civil	656	12%	36.1%	▲	+174	Civil	9.0%	12.3%
2023		Civil Commitments	8	0%	700.0%	▲	+7	Civil Commitments	0.0%	0.2%
		GRAND TOTAL	5,315	100%	-0.4%	▼	-19	GRAND TOTAL	100%	100%

Filings by Division & Code

Division	Case Type Description	Code	Summary	Change	% Change	Absolute Change
Criminal	Misdemeanor	M	258	▼	-11.9%	-35
	Felony	F	72	▲	+94.6%	+35
	Civil Violation	CV	26	▼	-18.8%	-6
	Show Cause	SC	24	▲	+71.4%	+10
	Capias	CA	12	▼	-50.0%	-12
	Total			392	▼	-2.0%
Traffic	Infraction	I	3,418	▼	-2.6%	-93
	Misdemeanor	M	830	▼	-10.1%	-93
	Felony	F	3	▼	-40.0%	-2
	Show Cause	SC	3	↔		-
	Capias	CA	2	▼	-77.8%	-7
	Civil Violation	CV	2	▲	-	+2
	Other	O	1	▲	-	+1
	Total			4,259	▼	-4.3%
Civil	Warrant in Debt	WD	347	▲	+84.6%	+159
	Garnishment	GA	112	▼	-2.6%	-3
	Admin License	AL	59	▲	+5.4%	+3
	Unlawful Detainer	UD	49	▲	+19.5%	+8
	Other	OT	26	▼	-10.3%	-3
	Impoundment	IM	14	▲	+55.6%	+5
	Preliminary Protective Order	PP	12	▼	-14.3%	-2
	Overweight	OC	9	▲	+80.0%	+4
	Protective Order	PO	7	▲	+40.0%	+2
	Motion for Judgment	MJ	6	▲	+100.0%	+3
	Show Cause	SC	6	▲	+20.0%	+1
	Detinue	DT	4	▲	+100.0%	+2
	Interrogatory	IN	3	▼	-50.0%	-3
	Abstract	AJ	1	▲	-	+1
	Tenants Assertion	TA	1	↔		-
	Counter Claim	CC	0	▼	-100.0%	-2
Third Party Claim	TH	0	▼	-100.0%	-1	
Total			656	▲	36.1%	+174
Civil Commitments	Emergency Custody Order	EC	5	▲	+400.0%	+4
	Temporary Detention Order	TD	3	▲	-	+3
	Total		8	▲	700.0%	+7
GRAND TOTAL			5,315	▼	-0.4%	-19

Filings by Major Case Category**

Category	Summary	Change	% Change	Absolute Change
Felony	75	▲	+78.6%	+33
Garnishment	115	▼	-5.0%	-6
General Civil	363	▲	+82.4%	+164
Infraction/Civil Violation	3,456	▲	-2.6%	-92
Landlord /Tenant	50	▲	+19.0%	+8
Misdemeanor	1,088	▼	-10.5%	-128
Other	149	▲	+1.4%	+2
Protective Orders	19	▲		0

* Compared to same time period as previous year

** Case Type Categories are defined in the 2017 Virginia Judicial Workload Assessment

Source: SCV-SQL-Information

CPSS - GCMS CASELOAD STATISTICS OF THE GENERAL DISTRICT COURTS
January 2024 thru September 2024 Filings (Compared to January 2023 thru September 2023)

GRAND TOTAL

5,315





-0.4%

-19

* Compared to same time period as previous year

** Case Type Categories are defined in the 2017 Virginia Judicial Workload Assessment
Source: SCV-SQL-Information

2024 Overall GRAND TOTAL		Distribution of Caseload			Change*		Percentage (%) of Caseload		
5,202	+1,664	Criminal	528	10%	24.8% ▲	+105	Criminal	2023	2024
		Traffic	3,916	75%	57.1% ▲	+1,423	Traffic	12.0%	10.1%
		Civil	719	14%	22.1% ▲	+130	Civil	70.5%	75.3%
		Civil Commitments	39	1%	18.2% ▲	+6	Civil Commitments	16.6%	13.8%
		GRAND TOTAL	5,202	100%	47.0% ▲	+1,664	GRAND TOTAL	0.9%	0.7%
							GRAND TOTAL	100%	100%

Filings by Division & Code

Division	Case Type Description	Code	Summary	Change	% Change	Absolute Change
Criminal	Misdemeanor	M	354	▲	+43.9%	+108
	Felony	F	78	▲	+11.4%	+8
	Civil Violation	CV	39	▲	+5.4%	+2
	Capias	CA	34	↔		-
	Show Cause	SC	22	▼	-31.3%	-10
	Restricted Operators License	RL	1	▼	-75.0%	-3
	Total			528	▲	24.8%
Traffic	Infraction	I	3,468	▲	+61.7%	+1,323
	Misdemeanor	M	433	▲	+31.2%	+103
	Capias	CA	5	▲	+25.0%	+1
	Felony	F	5	↔		-
	Show Cause	SC	3	▼	-25.0%	-1
	Civil Violation	CV	1	▼	-75.0%	-3
	Restricted Operators License	RL	1	↔		-
Total			3,916	▲	57.1%	+1,423
Civil	Warrant in Debt	WD	292	▲	+51.3%	+99
	Garnishment	GA	179	▲	+4.1%	+7
	Unlawful Detainer	UD	63	▼	-6.0%	-4
	Other	OT	35	▲	+52.2%	+12
	Preliminary Protective Order	PP	34	▲	+61.9%	+13
	Admin License	AL	33	▼	-26.7%	-12
	Protective Order	PO	32	▲	+100.0%	+16
	Impoundment	IM	14	▲	+100.0%	+7
	Show Cause	SC	11	▼	-31.3%	-5
	Abstract	AJ	10	▲	+11.1%	+1
	Interrogatory	IN	5	▼	-16.7%	-1
	Tenants Assertion	TA	5	▲	+150.0%	+3
	Motion for Judgment	MJ	4	▼	-33.3%	-2
	Detinue	DT	1	▲	-	+1
	Zoning Violation	ZO	1	↔		-
	Counter Claim	CC	0	▼	-100.0%	-2
	Overweight	OC	0	▼	-100.0%	-1
Petition-Restore Arms	PR	0	▼	-100.0%	-2	
Total			719	▲	22.1%	+130
Civil Commitments	Temporary Detention Order	TD	26	▼	-3.7%	-1
	Emergency Custody Order	EC	13	▲	+116.7%	+7
	Total		39	▲	18.2%	+6
GRAND TOTAL			5,202	▲	47.0%	+1,664

Filings by Major Case Category**

Category	Summary	Change	% Change	Absolute Change
Felony	83	▲	+10.7%	+8
Garnishment	184	▼	+3.4%	+6
General Civil	305	▲	+49.5%	+101
Infraction/Civil Violation	3,508	▼	+60.4%	+1,321
Landlord /Tenant	68	▲	-1.4%	-1
Misdemeanor	790	▲	+35.7%	+208
Other	198	▲	-3.9%	-8

* Compared to same time period as previous year

** Case Type Categories are defined in the 2017 Virginia Judicial Workload Assessment

CPSS - GCMS CASELOAD STATISTICS OF THE GENERAL DISTRICT COURTS
January 2024 thru September 2024 Filings (Compared to January 2023 thru September 2023)

Greene

District: 16 FIPS: 079

Protective Orders	66	▲	+78.4%	+29
GRAND TOTAL	5,202	▲	47.0%	+1,664

* Compared to same time period as previous year

** Case Type Categories are defined in the 2017 Virginia Judicial Workload Assessment
Source: SCV-SQL-Information

2024 Overall GRAND TOTAL		Distribution of Caseload			Change*		Percentage (%) of Caseload		
5,715 +618 	Criminal	915	16%	4.8% ▲	+42	Criminal	2023	2024	
	Traffic	3,151	55%	6.7% ▲	+197	Traffic	17.1%	16.0%	
	Civil	1,582	28%	30.5% ▲	+370	Civil	58.0%	55.1%	
	Civil Commitments	67	1%	15.5% ▲	+9	Civil Commitments	23.8%	27.7%	
	GRAND TOTAL	5,715	100%	12.1% ▲	+618	GRAND TOTAL	1.1%	1.2%	
						GRAND TOTAL	100%	100%	

Filings by Division & Code

Division	Case Type Description	Code	Summary	Change	% Change	Absolute Change
Criminal	Misdemeanor	M	548	▲	+29.6%	+125
	Felony	F	210	▼	-27.6%	-80
	Capias	CA	63	▼	-1.6%	-1
	Civil Violation	CV	52	▲	+30.0%	+12
	Show Cause	SC	42	▼	-25.0%	-14
	Total			915	▲	4.8%
Traffic	Infraction	I	2,593	▲	+8.5%	+203
	Misdemeanor	M	536	▼	-0.9%	-5
	Show Cause	SC	8	▲	+100.0%	+4
	Capias	CA	7	▲	+16.7%	+1
	Felony	F	7	▼	-41.7%	-5
	Civil Violation	CV	0	▼	-100.0%	-1
	Total			3,151	▲	6.7%
Civil	Warrant in Debt	WD	776	▲	+51.6%	+264
	Garnishment	GA	311	▲	+3.7%	+11
	Impoundment	IM	155	▲	+49.0%	+51
	Unlawful Detainer	UD	105	▼	-15.3%	-19
	Other	OT	82	▲	+46.4%	+26
	Admin License	AL	53	▲	+47.2%	+17
	Preliminary Protective Order	PP	32	▲	+28.0%	+7
	Show Cause	SC	16	▲	+77.8%	+7
	Protective Order	PO	14	▲	+27.3%	+3
	Motion for Judgment	MJ	11	▲	+57.1%	+4
	Detinue	DT	10	▲	+42.9%	+3
	Abstract	AJ	6	▼	-57.1%	-8
	Interrogatory	IN	5	▲	+25.0%	+1
	Counter Claim	CC	3	▲	-	+3
	Tenants Assertion	TA	2	↔	-	-
	Capias	CA	1	▲	-	+1
	Overweight	OC	0	▼	-100.0%	-1
	Total			1,582	▲	30.5%
Civil Commitments	Temporary Detention Order	TD	56	▲	+19.1%	+9
	Emergency Custody Order	EC	11	↔	-	-
	Total		67	▲	15.5%	+9
GRAND TOTAL			5,715	▲	12.1%	+618

Filings by Major Case Category**



Category	Summary	Change	% Change	Absolute Change
Felony	217	▼	-28.1%	-85
Garnishment	316	▲	+3.9%	+12
General Civil	813	▲	+50.6%	+273
Infraction/Civil Violation	2,645	▼	+8.8%	+213
Landlord /Tenant	107	▼	-15.1%	-19
Misdemeanor	1,084	▲	+12.4%	+120
Other	487	▲	+23.9%	+94
Protective Orders	46	▲	+27.8%	+10
GRAND TOTAL	5,715	▲	12.1%	+618

* Compared to same time period as previous year

** Case Type Categories are defined in the 2017 Virginia Judicial Workload Assessment

* Compared to same time period as previous year

** Case Type Categories are defined in the 2017 Virginia Judicial Workload Assessment
Source: SCV-SQL-Information

2024 Overall GRAND TOTAL		Distribution of Caseload			Change*		Percentage (%) of Caseload		
3,769	+466	Criminal	211	6%	37.0% ▲	+57	Criminal	2023	2024
		Traffic	3,305	88%	15.0% ▲	+432	Traffic	4.7%	5.6%
		Civil	247	7%	-5.0% ▼	-13	Civil	87.0%	87.7%
		Civil Commitments	6	0%	-62.5% ▼	-10	Civil Commitments	7.9%	6.6%
		GRAND TOTAL	3,769	100%	14.1% ▲	+466	GRAND TOTAL	0.5%	0.2%
							GRAND TOTAL	100%	100%

Filings by Division & Code

Division	Case Type Description	Code	Summary	Change	% Change	Absolute Change
Criminal	Misdemeanor	M	119	▲	+43.4%	+36
	Felony	F	46	▲	+35.3%	+12
	Civil Violation	CV	21	▲	+200.0%	+14
	Show Cause	SC	17	↔		-
	Capias	CA	8	▼	-33.3%	-4
	Restricted Operators License	RL	0	▼	-100.0%	-1
	Total			211	▲	37.0%
Traffic	Infraction	I	2,789	▲	+11.0%	+277
	Misdemeanor	M	469	▲	+43.9%	+143
	Capias	CA	21	▲	+133.3%	+12
	Show Cause	SC	17	▼	-29.2%	-7
	Felony	F	4	▲	+300.0%	+3
	Restricted Operators License	RL	4	▲	+300.0%	+3
	Civil Violation	CV	1	▲	-	+1
Total			3,305	▲	15.0%	+432
Civil	Warrant in Debt	WD	133	▲	+10.8%	+13
	Garnishment	GA	53	▼	-1.9%	-1
	Unlawful Detainer	UD	13	▼	-27.8%	-5
	Preliminary Protective Order	PP	10	▲	+25.0%	+2
	Other	OT	9	▼	-47.1%	-8
	Protective Order	PO	9	▲	+125.0%	+5
	Admin License	AL	8	▼	-52.9%	-9
	Impoundment	IM	4	▼	-42.9%	-3
	Counter Claim	CC	3	▲	-	+3
	Interrogatory	IN	2	▼	-60.0%	-3
	Detinue	DT	1	▼	-50.0%	-1
	Overweight	OC	1	▲	-	+1
	Show Cause	SC	1	▼	-66.7%	-2
	Abstract	AJ	0	▼	-100.0%	-1
	Capias	CA	0	▼	-100.0%	-3
Tenants Assertion	TA	0	▼	-100.0%	-1	
Total			247	▼	-5.0%	-13
Civil Commitments	Temporary Detention Order	TD	3	▼	-72.7%	-8
	Emergency Custody Order	EC	2	▼	-60.0%	-3
	Mental Commitment	MC	1	▲	-	+1
Total			6	▼	-62.5%	-10
GRAND TOTAL			3,769	▲	14.1%	+466

Filings by Major Case Category**

Category	Summary	Change	% Change	Absolute Change
Felony	50	▲	+42.9%	+15
Garnishment	55	▼	-6.8%	-4
General Civil	138	▼	+8.7%	+11
Infraction/Civil Violation	2,812	▲	+11.6%	+293
Landlord /Tenant	13	▼	-31.6%	-6
Misdemeanor	592	▲	+44.0%	+181
Other	90	▲	-25.6%	-31

* Compared to same time period as previous year

** Case Type Categories are defined in the 2017 Virginia Judicial Workload Assessment

Source: SCV-SQL-Information

CPSS - GCMS CASELOAD STATISTICS OF THE GENERAL DISTRICT COURTS
January 2024 thru September 2024 Filings (Compared to January 2023 thru September 2023)



Madison

District: 16 FIPS: 113

Protective Orders	19	▲	+58.3%	+7
<i>GRAND TOTAL</i>	<u>3,769</u>	▲	14.1%	+466

* Compared to same time period as previous year

** Case Type Categories are defined in the 2017 Virginia Judicial Workload Assessment
Source: SCV-SQL-Information

2024 Overall GRAND TOTAL		Distribution of Caseload			Change*		Percentage (%) of Caseload		
8,287	+1,046	Criminal	732	9%	-29.8% ▼	-310	Criminal	2023	2024
		Traffic	5,507	66%	19.0% ▲	+878	Traffic	14.4%	8.8%
		Civil	1,980	24%	30.2% ▲	+459	Civil	63.9%	66.5%
		Civil Commitments	68	1%	38.8% ▲	+19	Civil Commitments	21.0%	23.9%
		GRAND TOTAL	8,287	100%	14.4% ▲	+1,046	GRAND TOTAL	100%	100%

Filings by Division & Code

Division	Case Type Description	Code	Summary	Change	% Change	Absolute Change
Criminal	Misdemeanor	M	401	▼	-39.3%	-260
	Felony	F	200	▲	+1.5%	+3
	Show Cause	SC	58	▼	-12.1%	-8
	Capias	CA	47	▼	-25.4%	-16
	Civil Violation	CV	26	▼	-52.7%	-29
	Total			732	▼	-29.8%
Traffic	Infraction	I	4,293	▲	+18.3%	+663
	Misdemeanor	M	940	▲	+14.1%	+116
	Other	O	256	▲	+86.9%	+119
	Felony	F	8	▼	-46.7%	-7
	Show Cause	SC	8	▼	-11.1%	-1
	Capias	CA	1	▼	-91.7%	-11
	Civil Violation	CV	1	▼	-50.0%	-1
	Total			5,507	▲	19.0%
Civil	Warrant in Debt	WD	1,076	▲	+53.3%	+374
	Garnishment	GA	401	▲	+16.6%	+57
	Unlawful Detainer	UD	161	▲	+4.5%	+7
	Detinue	DT	61	▲	+27.1%	+13
	Other	OT	61	▼	-	-
	Admin License	AL	56	▼	-3.4%	-2
	Preliminary Protective Order	PP	47	▲	+42.4%	+14
	Impoundment	IM	36	▼	-14.3%	-6
	Protective Order	PO	32	▲	+60.0%	+12
	Show Cause	SC	18	▲	+63.6%	+7
	Interrogatory	IN	13	▼	-13.3%	-2
	Abstract	AJ	7	▼	-53.3%	-8
	Motion for Judgment	MJ	7	▲	+75.0%	+3
	Counter Claim	CC	2	▲	+100.0%	+1
	Capias	CA	1	▲	-	+1
	Detinue Seizure	DZ	1	▲	-	+1
	Petition-Restore Arms	PR	0	▼	-100.0%	-1
	Tenants Assertion	TA	0	▼	-100.0%	-1
	Zoning Violation	ZO	0	▼	-100.0%	-11
Total			1,980	▲	30.2%	+459
Civil Commitments	Temporary Detention Order	TD	53	▲	+43.2%	+16
	Emergency Custody Order	EC	15	▲	+25.0%	+3
	Total			68	▲	38.8%
GRAND TOTAL			8,287	▲	14.4%	+1,046

Filings by Major Case Category**

Category	Summary	Change	% Change	Absolute Change
Felony	208	▼	-1.9%	-4
Garnishment	414	▲	+15.3%	+55
General Civil	1,147	▲	+50.7%	+386
Infraction/Civil Violation	4,576	▲	+19.7%	+752
Landlord /Tenant	161	▼	+3.9%	+6
Misdemeanor	1,341	▼	-10.4%	-155
Other	361	▲	-5.2%	-20

* Compared to same time period as previous year

** Case Type Categories are defined in the 2017 Virginia Judicial Workload Assessment

CPSS - GCMS CASELOAD STATISTICS OF THE GENERAL DISTRICT COURTS
January 2024 thru September 2024 Filings (Compared to January 2023 thru September 2023)



Orange

District: 16 FIPS: 137

Protective Orders	79	▲	+49.1%	+26
GRAND TOTAL	8,287	▲	14.4%	+1,046

* Compared to same time period as previous year

** Case Type Categories are defined in the 2017 Virginia Judicial Workload Assessment
Source: SCV-SQL-Information

2024 Overall GRAND TOTAL		Distribution of Caseload			Change*		Percentage (%) of Caseload		
30,609	-2,841	Criminal	6,139	20%	8.9% ▲	+501	Criminal	2023 16.9%	2024 20.1%
		Traffic	17,584	57%	-16.7% ▼	-3,536	Traffic	63.1%	57.4%
2024 		Civil	6,380	21%	3.3% ▲	+202	Civil	18.5%	20.8%
2023 		Civil Commitments	506	2%	-1.6% ▼	-8	Civil Commitments	1.5%	1.7%
		GRAND TOTAL	30,609	100%	-8.5% ▼	-2,841	GRAND TOTAL	100%	100%

Filings by Division & Code

Division	Case Type Description	Code	Summary	Change	% Change	Absolute Change
Criminal	Misdemeanor	M	3,213	▲	+0.7%	+23
	Felony	F	1,555	▼	-0.8%	-12
	Civil Violation	CV	659	▲	+143.2%	+388
	Capias	CA	567	▲	+10.7%	+55
	Show Cause	SC	145	▲	+48.0%	+47
	Total			6,139	▲	8.9%
Traffic	Infraction	I	13,932	▼	-19.1%	-3,294
	Misdemeanor	M	2,827	▼	-10.6%	-334
	Other	O	495	▲	+21.9%	+89
	Felony	F	100	▲	+69.5%	+41
	Capias	CA	99	▼	-15.4%	-18
	Show Cause	SC	73	▲	+10.6%	+7
	Civil Violation	CV	58	▼	-31.8%	-27
	Total			17,584	▼	-16.7%
Civil	Unlawful Detainer	UD	2,288	▲	+9.8%	+204
	Warrant in Debt	WD	1,951	▲	+31.2%	+464
	Garnishment	GA	855	▲	+10.3%	+80
	Motion for Judgment	MJ	580	▼	-47.4%	-522
	Admin License	AL	242	▲	+6.1%	+14
	Preliminary Protective Order	PP	130	▼	-8.5%	-12
	Protective Order	PO	103	▲	+1.0%	+1
	Other	OT	74	▼	-16.9%	-15
	Show Cause	SC	50	▼	-7.4%	-4
	Interrogatory	IN	35	▲	+12.9%	+4
	Impoundment	IM	27	▼	-10.0%	-3
	Counter Claim	CC	15	▲	+50.0%	+5
	Tenants Assertion	TA	14	▼	-26.3%	-5
	Bond Forfeiture	BF	9	↔		-
	Petition-Restore Arms	PR	4	▲	+300.0%	+3
	Detinue	DT	1	▼	-80.0%	-4
	Petition to Require Blood Test	BT	1	▲	-	+1
	Restricted Operators License	RL	1	▲	-	+1
	Capias	CA	0	▼	-100.0%	-5
	Overweight	OC	0	▼	-100.0%	-1
	Third Party Claim	TH	0	▼	-100.0%	-4
Total			6,380	▲	3.3%	+202
Civil Commitments	Mental Commitment	MC	303	▲	+13.9%	+37
	Temporary Detention Order	TD	67	▼	-33.7%	-34
	Other	OT	61	▼	-9.0%	-6
	Emergency Custody Order	EC	49	▼	-18.3%	-11
	Petition	PT	24	▲	+100.0%	+12
	Medical Emergency Custody Order	ME	1	▲	-	+1
	Medical Emergency Temporary Detention Order	MT	1	▼	-87.5%	-7
Total			506	▼	-1.6%	-8
GRAND TOTAL			30,609	▼	-8.5%	-2,841

* Compared to same time period as previous year



** Case Type Categories are defined in the 2017 Virginia Judicial Workload Assessment

Filings by Major Case Category**

Category	Summary	Change	% Change	Absolute Change
Felony	1,655	▲	+1.8%	+29
Garnishment	890	▲	+10.4%	+84
General Civil	2,555	▲	-2.3%	-60
Infraction/Civil Violation	15,144	▲	-15.8%	-2,845
Involuntary Civil Commitments	85	▲	+7.6%	+6
Landlord /Tenant	2,302	▼	+9.5%	+199
Misdemeanor	6,041	▲	-4.9%	-310
Other	1,704	▲	+4.1%	+67
Protective Orders	233	▼	-4.5%	-11
GRAND TOTAL	30,609	▼	-8.5%	-2,841

* Compared to same time period as previous year

** Case Type Categories are defined in the 2017 Virginia Judicial Workload Assessment
 Source: SCV-SQL-Information

2024 Overall GRAND TOTAL		Distribution of Caseload			Change*		Percentage (%) of Caseload		
2,137	-69	Criminal	234	11%	16.4% ▲	+33	Criminal	2023 9.1%	2024 10.9%
2024 		Traffic	1,672	78%	-5.6% ▼	-99	Traffic	80.3%	78.2%
2023 		Civil	231	11%	-1.3% ▼	-3	Civil	10.6%	10.8%
		GRAND TOTAL	2,137	100%	-3.1% ▼	-69	GRAND TOTAL	100%	100%

Filings by Division & Code



Division	Case Type Description	Code	Summary	Change	% Change	Absolute Change
Criminal	Misdemeanor	M	159	▲	+32.5%	+39
	Capias	CA	37	▲	+15.6%	+5
	Felony	F	32	▼	-25.6%	-11
	Show Cause	SC	5	▲	+25.0%	+1
	Civil Violation	CV	1	▼	-50.0%	-1
	Total			234	▲	16.4%
Traffic	Infraction	I	1,416	▼	-7.7%	-118
	Misdemeanor	M	197	▲	+18.7%	+31
	Other	O	40	▼	-35.5%	-22
	Show Cause	SC	7	▲	+133.3%	+4
	Capias	CA	4	▲	+33.3%	+1
	Civil Violation	CV	4	▲	+100.0%	+2
	Felony	F	4	▲	+300.0%	+3
Total			1,672	▼	-5.6%	-99
Civil	Unlawful Detainer	UD	96	▲	+7.9%	+7
	Warrant in Debt	WD	69	▲	+15.0%	+9
	Garnishment	GA	33	▼	-36.5%	-19
	Admin License	AL	18	↔		-
	Preliminary Protective Order	PP	4	▲	+100.0%	+2
	Show Cause	SC	3	▲	-	+3
	Other	OT	2	▼	-50.0%	-2
	Tenants Assertion	TA	2	▲	+100.0%	+1
	Counter Claim	CC	1	▲	-	+1
	Impoundment	IM	1	↔		-
	Interrogatory-Not	IC	1	▲	-	+1
	Protective Order	PO	1	▼	-66.7%	-2
	Bond Forfeiture	BF	0	▼	-100.0%	-1
	Interrogatory	IN	0	▼	-100.0%	-2
	Petition-Restore Arms	PR	0	▼	-100.0%	-1
Total			231	▼	-1.3%	-3
GRAND TOTAL			2,137	▼	-3.1%	-69

Filings by Major Case Category**

Category	Summary	Change	% Change	Absolute Change
Felony	36	▲	-18.2%	-8
Garnishment	33	▼	-38.9%	-21
General Civil	69	▼	+13.1%	+8
Infraction/Civil Violation	1,461	▲	-8.7%	-139
Landlord /Tenant	98	▲	+8.9%	+8
Misdemeanor	356	▲	+24.5%	+70
Other	79	▲	+19.7%	+13
Protective Orders	5	▲		0
GRAND TOTAL	2,137	▼	-3.1%	-69

* Compared to same time period as previous year

** Case Type Categories are defined in the 2017 Virginia Judicial Workload Assessment
 Source: SCV-SQL-Information

2024 Overall GRAND TOTAL		Distribution of Caseload			Change*		Percentage (%) of Caseload		
17,984	+908	Criminal	3,161	18%	2.3% ▲	+72	Criminal	2023	2024
		Traffic	7,407	41%	4.7% ▲	+333	Traffic	18.1%	17.6%
		Civil	6,810	38%	7.2% ▲	+458	Civil	41.4%	41.2%
		Civil Commitments	606	3%	8.0% ▲	+45	Civil Commitments	37.2%	37.9%
		GRAND TOTAL	17,984	100%	5.3% ▲	+908	GRAND TOTAL	3.3%	3.4%
							GRAND TOTAL	100%	100%

Filings by Division & Code

Division	Case Type Description	Code	Summary	Change	% Change	Absolute Change
Criminal	Misdemeanor	M	1,983	▲	+7.4%	+137
	Felony	F	792	▼	-0.4%	-3
	Capias	CA	220	▲	+24.3%	+43
	Show Cause	SC	105	▼	-15.3%	-19
	Civil Violation	CV	61	▼	-58.5%	-86
	Total			3,161	▲	2.3%
Traffic	Infraction	I	5,436	▲	+12.7%	+614
	Misdemeanor	M	1,186	▲	+0.3%	+3
	Other	O	644	▼	-30.5%	-282
	Felony	F	52	▼	-1.9%	-1
	Show Cause	SC	42	▼	-28.8%	-17
	Civil Violation	CV	30	▲	+42.9%	+9
	Capias	CA	17	▲	+70.0%	+7
Total			7,407	▲	4.7%	+333
Civil	Unlawful Detainer	UD	3,301	▲	+2.7%	+87
	Warrant in Debt	WD	1,958	▲	+21.2%	+342
	Garnishment	GA	850	▲	+1.9%	+16
	Other	OT	213	▼	+14.5%	+27
	Protective Order	PO	169	▲	+8.3%	+13
	Preliminary Protective Order	PP	136	▼	-2.2%	-3
	Bond Forfeiture	BF	66	▼	-14.3%	-11
	Interrogatory	IN	31	▼	-16.2%	-6
	Admin License	AL	24	▲	+33.3%	+6
	Motion for Judgment	MJ	16	▲	+33.3%	+4
	Tenants Assertion	TA	16	▼	-23.8%	-5
	Counter Claim	CC	13	▲	+8.3%	+1
	Abstract	AJ	11	▼	-56.0%	-14
	Detinue	DT	3	▼	-25.0%	-1
	Petition-Restore Arms	PR	2	▲	-	+2
	Overweight	OC	1	▲	-	+1
	Restricted Operators License	RL	0	▼	-100.0%	-1
Total			6,810	▲	7.2%	+458
Civil Commitments	Temporary Detention Order	TD	257	▼	-2.3%	-6
	Mental Commitment	MC	211	▲	+6.6%	+13
	Emergency Custody Order	EC	90	↔	-	-
	Petition	PT	26	▲	+225.0%	+18
	Other	OT	22	▲	+1,000.0%	+20
Total			606	▲	8.0%	+45
GRAND TOTAL			17,984	▲	5.3%	+908

Filings by Major Case Category**

Category	Summary	Change	% Change	Absolute Change
Felony	844	▼	-0.5%	-4
Garnishment	881	▼	+1.1%	+10
General Civil	1,987	▲	+20.7%	+341
Infraction/Civil Violation	6,172	▲	+4.3%	+256
Involuntary Civil Commitments	48	▲	+380.0%	+38
Landlord /Tenant	3,317	▼	+2.5%	+82

* Compared to same time period as previous year


** Case Type Categories are defined in the 2017 Virginia Judicial Workload Assessment

CPSS - GCMS CASELOAD STATISTICS OF THE GENERAL DISTRICT COURTS
 January 2024 thru September 2024 Filings (Compared to January 2023 thru September 2023)

Misdemeanor	3,169	▼	+4.6%	+139
Other	1,261	▲	+2.9%	+36
Protective Orders	305	▲	+3.4%	+10
GRAND TOTAL	17,984	▲	5.3%	+908

* Compared to same time period as previous year

** Case Type Categories are defined in the 2017 Virginia Judicial Workload Assessment
 Source: SCV-SQL-Information

2024 Overall GRAND TOTAL		Distribution of Caseload			Change*		Percentage (%) of Caseload		
183,566 +24,891 	Criminal	23,405	13%	18.6% ▲	+3,672	Criminal	2023: 12.4%	2024: 12.8%	
	Traffic	130,341	71%	14.9% ▲	+16,940	Traffic	71.5%	71.0%	
	Civil	26,475	14%	16.4% ▲	+3,727	Civil	14.3%	14.4%	
	Civil Commitments	3,345	2%	19.8% ▲	+552	Civil Commitments	1.8%	1.8%	
	GRAND TOTAL	183,566	100%	15.7% ▲	+24,891	GRAND TOTAL	100%	100%	

Filings by Division & Code

Division	Case Type Description	Code	Summary	Change	% Change	Absolute Change
Criminal	Misdemeanor	M	12,481	▲	+21.5%	+2,208
	Felony	F	8,108	▲	+9.2%	+682
	Capias	CA	2,092	▲	+55.9%	+750
	Show Cause	SC	538	▲	+12.8%	+61
	Civil Violation	CV	178	▼	-11.9%	-24
	Motion	MO	8	▼	-38.5%	-5
	Total			23,405	▲	18.6%
Traffic	Infraction	I	114,410	▲	+17.5%	+17,077
	Misdemeanor	M	13,998	▼	-0.7%	-99
	Capias	CA	625	▼	-9.7%	-67
	Show Cause	SC	456	▲	+4.8%	+21
	Felony	F	404	▲	+34.2%	+103
	Civil Violation	CV	267	▼	-7.6%	-22
	Motion	MO	161	▼	-32.4%	-77
	Restricted Operators License	RL	19	▲	+46.2%	+6
	Other	O	1	▼	-66.7%	-2
Total			130,341	▲	14.9%	+16,940
Civil	Warrant in Debt	WD	11,382	▲	+28.7%	+2,541
	Unlawful Detainer	UD	6,768	▲	+12.0%	+726
	Garnishment	GA	4,719	▲	+11.6%	+491
	Admin License	AL	1,034	▼	-2.3%	-24
	Preliminary Protective Order	PP	397	▼	-6.8%	-29
	Other	OT	391	▼	+18.1%	+60
	Protective Order	PO	331	▲	+12.2%	+36
	Show Cause	SC	306	▲	+21.4%	+54
	Interrogatory	IN	233	▲	+5.0%	+11
	Bond Forfeiture	BF	165	▼	-24.7%	-54
	Zoning Violation	ZO	141	▼	-2.1%	-3
	Motion for Judgment	MJ	118	▲	+22.9%	+22
	Impoundment	IM	116	▼	-7.2%	-9
	Counter Claim	CC	84	▼	-12.5%	-12
	Abstract	AJ	83	▼	-44.7%	-67
	Detinue	DT	62	▲	+29.2%	+14
	Overweight	OC	62	▼	-19.5%	-15
	Tenants Assertion	TA	53	▼	-20.9%	-14
	Capias	CA	16	▼	-20.0%	-4
	Petition-Restore Arms	PR	9	▲	+125.0%	+5
Cross Claim	CR	3	▼	-40.0%	-2	
Third Party Claim	TH	2	↔		-	
Total			26,475	▲	16.4%	+3,727
Civil Commitments	Temporary Detention Order	TD	1,497	▲	+16.3%	+210
	Mental Commitment	MC	1,442	▲	+23.0%	+270
	Emergency Custody Order	EC	239	▼	-7.4%	-19
	Other	OT	121	▲	+188.1%	+79
	Medical Emergency Temporary Detention Order	MT	34	↔		-
	Petition	PT	12	▲	-	+12
Total			3,345	▲	19.8%	+552
GRAND TOTAL			183,566	▲	15.7%	+24,891

* Compared to same time period as previous year

** Case Type Categories are defined in the 2017 Virginia Judicial Workload Assessment

Filings by Major Case Category**

Category	Summary	Change	% Change	Absolute Change
Felony	8,512	▲	+10.2%	+785
Garnishment	4,952	▲	+11.3%	+502
General Civil	11,595	▲	+28.5%	+2,572
Infraction/Civil Violation	114,918	▼	+17.4%	+17,014
Involuntary Civil Commitments	133	▲	+216.7%	+91
Landlord /Tenant	6,821	▼	+11.7%	+712
Misdemeanor	26,639	▲	+8.6%	+2,112
Other	9,268	▼	+13.4%	+1,096
Protective Orders	728	▲	+1.0%	+7
GRAND TOTAL	183,566	▲	15.7%	+24,891

* Compared to same time period as previous year

** Case Type Categories are defined in the 2017 Virginia Judicial Workload Assessment
 Source: SCV-SQL-Information

2024 Overall GRAND TOTAL		Distribution of Caseload			Change*		Percentage (%) of Caseload		
4,055	+346	Criminal	602	15%	50.5% ▲	+202	Criminal	2023 10.8%	2024 14.8%
2024		Traffic	3,408	84%	3.9% ▲	+129	Traffic	88.4%	84.0%
2023		Civil	45	1%	50.0% ▲	+15	Civil	0.8%	1.1%
		GRAND TOTAL	4,055	100%	9.3% ▲	+346	GRAND TOTAL	100%	100%

Filings by Division & Code



Division	Case Type Description	Code	Summary	Change	% Change	Absolute Change
Criminal	Misdemeanor	M	521	▲	+51.5%	+177
	Capias	CA	63	▲	+46.5%	+20
	Show Cause	SC	16	▲	+100.0%	+8
	Civil Violation	CV	2	▼	-50.0%	-2
	Felony	F	0	▼	-100.0%	-1
	Total			602	▲	50.5%
Traffic	Infraction	I	2,931	▲	+4.0%	+112
	Misdemeanor	M	383	▲	+15.0%	+50
	Civil Violation	CV	55	▼	-40.9%	-38
	Capias	CA	26	▲	+52.9%	+9
	Show Cause	SC	13	▼	-23.5%	-4
	Total			3,408	▲	3.9%
Civil	Admin License	AL	33	▲	+37.5%	+9
	Zoning Violation	ZO	6	▲	+20.0%	+1
	Impoundment	IM	3	▲	+200.0%	+2
	Protective Order	PO	2	▲	-	+2
	Bond Forfeiture	BF	1	▲	-	+1
	Total			45	▲	50.0%
GRAND TOTAL			4,055	▲	9.3%	+346

Filings by Major Case Category**

Category	Summary	Change	% Change	Absolute Change
Felony	0	▼	-100.0%	-1
Infraction/Civil Violation	2,988	▼	+2.5%	+72
Misdemeanor	910	▲	+33.4%	+228
Other	155	▲	+40.9%	+45
Protective Orders	2	▲	-	+2
GRAND TOTAL	4,055	▲	9.3%	+346

* Compared to same time period as previous year

** Case Type Categories are defined in the 2017 Virginia Judicial Workload Assessment
 Source: SCV-SQL-Information

2024 Overall GRAND TOTAL		Distribution of Caseload			Change*		Percentage (%) of Caseload		
18,290	+792	Criminal	1,622	9%	7.3% ▲	+110	Criminal	2023: 8.6%	2024: 8.9%
		Traffic	14,486	79%	2.1% ▲	+297	Traffic	81.1%	79.2%
		Civil	2,109	12%	22.7% ▲	+390	Civil	9.8%	11.5%
		Civil Commitments	73	0%	-6.4% ▼	-5	Civil Commitments	0.4%	0.4%
		GRAND TOTAL	18,290	100%	4.5% ▲	+792	GRAND TOTAL	100%	100%

Filings by Division & Code

Division	Case Type Description	Code	Summary	Change	% Change	Absolute Change
Criminal	Misdemeanor	M	917	▲	+9.8%	+82
	Felony	F	304	▼	-14.8%	-53
	Civil Violation	CV	155	▲	+24.0%	+30
	Show Cause	SC	133	▲	+64.2%	+52
	Capias	CA	107	▼	-6.1%	-7
	Restricted Operators License	RL	6	▲	-	+6
	Total			1,622	▲	7.3%
Traffic	Infraction	I	12,537	▲	+2.9%	+352
	Misdemeanor	M	1,857	▼	-4.2%	-81
	Felony	F	31	▲	+19.2%	+5
	Capias	CA	24	↔	-	-
	Civil Violation	CV	19	▲	+216.7%	+13
	Show Cause	SC	17	▲	+88.9%	+8
	Other	O	1	↔	-	-
Total			14,486	▲	2.1%	+297
Civil	Warrant in Debt	WD	992	▲	+45.7%	+311
	Garnishment	GA	451	▲	+9.7%	+40
	Unlawful Detainer	UD	216	▲	+44.0%	+66
	Admin License	AL	142	▲	+10.9%	+14
	Other	OT	53	▼	-31.2%	-24
	Preliminary Protective Order	PP	45	▼	-30.8%	-20
	Protective Order	PO	44	▼	-15.4%	-8
	Show Cause	SC	41	▲	+78.3%	+18
	Interrogatory	IN	38	▲	+52.0%	+13
	Abstract	AJ	22	▼	-4.3%	-1
	Impoundment	IM	18	▼	-50.0%	-18
	Zoning Violation	ZO	12	▲	+33.3%	+3
	Detinue	DT	11	▼	-21.4%	-3
	Counter Claim	CC	7	▲	+75.0%	+3
	Overweight	OC	6	▼	-25.0%	-2
	Motion for Judgment	MJ	5	▲	+66.7%	+2
	Tenants Assertion	TA	4	▲	+33.3%	+1
	Bond Forfeiture	BF	1	↔	-	-
	Capias	CA	1	↔	-	-
	Petition-Restore Arms	PR	0	▼	-100.0%	-3
Restricted Operators License	RL	0	▼	-100.0%	-2	
Total			2,109	▲	22.7%	+390
Civil Commitments	Temporary Detention Order	TD	51	▼	-1.9%	-1
	Emergency Custody Order	EC	22	▼	-15.4%	-4
	Total		73	▼	-6.4%	-5
GRAND TOTAL			18,290	▲	4.5%	+792

Filings by Major Case Category**

Category	Summary	Change	% Change	Absolute Change
Felony	335	▲	-12.5%	-48
Garnishment	489	▲	+12.2%	+53
General Civil	1,019	▼	+41.5%	+299
Infraction/Civil Violation	12,718	▲	+3.2%	+393

* Compared to same time period as previous year



** Case Type Categories are defined in the 2017 Virginia Judicial Workload Assessment

CPSS - GCMS CASELOAD STATISTICS OF THE GENERAL DISTRICT COURTS
 January 2024 thru September 2024 Filings (Compared to January 2023 thru September 2023)

Landlord /Tenant	220	▲	+43.8%	+67
Misdemeanor	2,792	▲	+0.3%	+8
Other	628	▲	+8.3%	+48
Protective Orders	89	▼	-23.9%	-28
GRAND TOTAL	18,290	▲	4.5%	+792

* Compared to same time period as previous year

** Case Type Categories are defined in the 2017 Virginia Judicial Workload Assessment
 Source: SCV-SQL-Information

2024 Overall GRAND TOTAL		Distribution of Caseload			Change*		Percentage (%) of Caseload		
46,169	-2,407	Criminal	5,167	11%	10.7% ▲	+501	Criminal	2023: 9.6%	2024: 11.2%
		Traffic	27,166	59%	-3.8% ▼	-1,063	Traffic	58.1%	58.8%
		Civil	13,176	29%	-12.0% ▼	-1,800	Civil	30.8%	28.5%
		Civil Commitments	660	1%	-6.4% ▼	-45	Civil Commitments	1.5%	1.4%
		GRAND TOTAL	46,169	100%	-5.0% ▼	-2,407	GRAND TOTAL	100%	100%

Filings by Division & Code

Division	Case Type Description	Code	Summary	Change	% Change	Absolute Change
Criminal	Misdemeanor	M	2,817	▲	+14.2%	+350
	Felony	F	1,358	▲	+3.1%	+41
	Capias	CA	434	▲	+16.0%	+60
	Show Cause	SC	305	▲	+14.7%	+39
	Civil Violation	CV	253	▲	+4.5%	+11
	Total			5,167	▲	10.7%
Traffic	Infraction	I	23,605	▼	-4.4%	-1,077
	Misdemeanor	M	3,368	▼	-0.7%	-24
	Capias	CA	101	▲	+48.5%	+33
	Felony	F	51	▼	-8.9%	-5
	Show Cause	SC	30	▲	+20.0%	+5
	Civil Violation	CV	7	▲	-	+7
	Other	O	2	▲	-	+2
	Restricted Operators License	RL	2	▼	-66.7%	-4
	Total			27,166	▼	-3.8%
Civil	Warrant in Debt	WD	8,465	▼	-4.4%	-391
	Garnishment	GA	2,056	▼	-45.2%	-1,698
	Unlawful Detainer	UD	1,291	▲	+13.6%	+155
	Admin License	AL	358	▲	+42.6%	+107
	Interrogatory	IN	230	▲	+11.1%	+23
	Show Cause	SC	205	▲	+5.7%	+11
	Preliminary Protective Order	PP	162	▲	+6.6%	+10
	Protective Order	PO	131	▼	-11.5%	-17
	Other	OT	95	▼	-15.2%	-17
	Impoundment	IM	46	▲	+76.9%	+20
	Abstract	AJ	26	▼	-48.0%	-24
	Bond Forfeiture	BF	25	▲	+56.3%	+9
	Counter Claim	CC	19	▲	+5.6%	+1
	Tenants Assertion	TA	17	▲	+54.5%	+6
	Capias	CA	15	▼	-6.3%	-1
	Detinue	DT	14	▲	+7.7%	+1
	Motion for Judgment	MJ	9	▲	+200.0%	+6
	Overweight	OC	6	↔	-	-
	Mechanic's Lien	ML	3	▲	+50.0%	+1
	Petition-Restore Arms	PR	2	▲	+100.0%	+1
	Cross Claim	CR	1	▲	-	+1
	Interrogatory-Not	IC	0	▼	-100.0%	-1
	Restricted Operators License	RL	0	▼	-100.0%	-1
Third Party Claim	TH	0	▼	-100.0%	-2	
Total			13,176	▼	-12.0%	-1,800
Civil Commitments	Temporary Detention Order	TD	290	▼	-5.5%	-17
	Mental Commitment	MC	277	▲	+5.3%	+14
	Emergency Custody Order	EC	75	▼	-31.8%	-35
	Other	OT	11	▼	-47.6%	-10
	Medical Emergency Temporary Detention Order	MT	5	▲	+150.0%	+3
	Petition	PT	2	↔	-	-
Total			660	▼	-6.4%	-45
GRAND TOTAL			46,169	▼	-5.0%	-2,407

* Compared to same time period as previous year



** Case Type Categories are defined in the 2017 Virginia Judicial Workload Assessment

Filings by Major Case Category**

Category	Summary	Change	% Change	Absolute Change
Felony	1,409	▼	+2.6%	+36
Garnishment	2,286	▼	-42.3%	-1,675
General Civil	8,516	▲	-4.3%	-382
Infraction/Civil Violation	23,873	▲	-4.2%	-1,057
Involuntary Civil Commitments	13	▼	-43.5%	-10
Landlord /Tenant	1,308	▲	+14.0%	+161
Misdemeanor	6,187	▼	+5.5%	+321
Other	2,284	▲	+9.9%	+206
Protective Orders	293	▼	-2.3%	-7
GRAND TOTAL	46,169	▼	-5.0%	-2,407

* Compared to same time period as previous year

** Case Type Categories are defined in the 2017 Virginia Judicial Workload Assessment
 Source: SCV-SQL-Information

2024 Overall GRAND TOTAL		Distribution of Caseload			Change*		Percentage (%) of Caseload		
3,606	+458	Criminal	310	9%	49.0% ▲	+102	Criminal	2023	2024
		Traffic	3,134	87%	13.0% ▲	+360	Traffic	6.6%	8.6%
		Civil	158	4%	-1.3% ▼	-2	Civil	88.1%	86.9%
		Civil Commitments	4	0%	-33.3% ▼	-2	Civil Commitments	5.1%	4.4%
		GRAND TOTAL	3,606	100%	14.5% ▲	+458	GRAND TOTAL	0.2%	0.1%
							GRAND TOTAL	100%	100%

Filings by Division & Code

Division	Case Type Description	Code	Summary	Change	% Change	Absolute Change
Criminal	Misdemeanor	M	172	▲	+75.5%	+74
	Felony	F	90	▲	+69.8%	+37
	Capias	CA	23	▲	+21.1%	+4
	Show Cause	SC	17	▼	-37.0%	-10
	Civil Violation	CV	8	▼	-27.3%	-3
	Total			310	▲	49.0%
Traffic	Infraction	I	2,662	▲	+10.7%	+257
	Misdemeanor	M	458	▲	+29.4%	+104
	Felony	F	7	▲	+250.0%	+5
	Capias	CA	4	▼	-50.0%	-4
	Show Cause	SC	2	↔	-	-
	Restricted Operators License	RL	1	▼	-50.0%	-1
	Other	O	0	▼	-100.0%	-1
	Total			3,134	▲	13.0%
Civil	Warrant in Debt	WD	65	▲	+80.6%	+29
	Admin License	AL	32	▲	+14.3%	+4
	Garnishment	GA	25	▲	+4.2%	+1
	Impoundment	IM	16	▼	-50.0%	-16
	Unlawful Detainer	UD	9	↔	-	-
	Preliminary Protective Order	PP	3	▼	-66.7%	-6
	Abstract	AJ	2	▲	-	+2
	Detinue	DT	2	▲	-	+2
	Protective Order	PO	2	▼	-80.0%	-8
	Counter Claim	CC	1	▼	-50.0%	-1
	Other	OT	1	▼	-90.0%	-9
Total			158	▼	-1.3%	-2
Civil Commitments	Temporary Detention Order	TD	4	▲	+33.3%	+1
	Emergency Custody Order	EC	0	▼	-100.0%	-2
	Mental Commitment	MC	0	▼	-100.0%	-1
	Total			4	▼	-33.3%
GRAND TOTAL			3,606	▲	14.5%	+458



Filings by Major Case Category**

Category	Summary	Change	% Change	Absolute Change	
Felony	97	▲	+76.4%	+42	
Garnishment	25	▲	+4.2%	+1	
General Civil	67	▲	+76.3%	+29	
Infraction/Civil Violation	2,670	▼	+10.5%	+253	
Landlord /Tenant	9	↔	-	0	
Misdemeanor	631	▲	+39.0%	+177	
Other	102	▲	-22.7%	-30	
Protective Orders	5	▼	-73.7%	-14	
GRAND TOTAL		3,606	▲	14.5%	+458

* Compared to same time period as previous year

** Case Type Categories are defined in the 2017 Virginia Judicial Workload Assessment

Source: SCV-SQL-Information

2024 Overall GRAND TOTAL		Distribution of Caseload			Change*		Percentage (%) of Caseload		
9,366	+1,977	Criminal	1,377	15%	17.5% ▲	+205	Criminal	2023	2024
		Traffic	5,285	56%	36.7% ▲	+1,418	Traffic	15.9%	14.7%
		Civil	2,494	27%	14.9% ▲	+324	Civil	52.3%	56.4%
		Civil Commitments	210	2%	16.7% ▲	+30	Civil Commitments	29.4%	26.6%
		GRAND TOTAL	9,366	100%	26.8% ▲	+1,977	GRAND TOTAL	2.4%	2.2%
							GRAND TOTAL	100%	100%

Filings by Division & Code

Division	Case Type Description	Code	Summary	Change	% Change	Absolute Change
Criminal	Misdemeanor	M	760	▲	+8.6%	+60
	Felony	F	409	▲	+25.5%	+83
	Civil Violation	CV	102	▲	+161.5%	+63
	Capias	CA	73	▲	+4.3%	+3
	Show Cause	SC	33	▼	-10.8%	-4
	Total			1,377	▲	17.5%
Traffic	Infraction	I	3,836	▲	+41.0%	+1,116
	Misdemeanor	M	1,369	▲	+30.6%	+321
	Show Cause	SC	34	▼	-19.0%	-8
	Felony	F	29	▲	+16.0%	+4
	Capias	CA	13	▼	-43.5%	-10
	Civil Violation	CV	4	▼	-55.6%	-5
Total			5,285	▲	36.7%	+1,418
Civil	Warrant in Debt	WD	1,094	▲	+48.8%	+359
	Garnishment	GA	579	▼	-4.0%	-24
	Unlawful Detainer	UD	384	▲	+1.3%	+5
	Detinue	DT	113	▲	+36.1%	+30
	Other	OT	99	▼	-16.1%	-19
	Protective Order	PO	64	▼	-5.9%	-4
	Preliminary Protective Order	PP	56	▼	-9.7%	-6
	Admin License	AL	38	▼	-9.5%	-4
	Bond Forfeiture	BF	35	▼	-16.7%	-7
	Overweight	OC	8	▲	+166.7%	+5
	Tenants Assertion	TA	8	▲	+166.7%	+5
	Abstract	AJ	5	▼	-28.6%	-2
	Interrogatory	IN	5	▼	-37.5%	-3
	Impoundment	IM	3	▼	-70.0%	-7
	Show Cause	SC	3	▲	+200.0%	+2
	Counter Claim	CC	0	▼	-100.0%	-1
	Distress Seizure	DS	0	▼	-100.0%	-1
	Petition to Require Blood Test	BT	0	▼	-100.0%	-1
	Petition-Restore Arms	PR	0	▼	-100.0%	-2
Third Party Claim	TH	0	▼	-100.0%	-1	
Total			2,494	▲	14.9%	+324
Civil Commitments	Temporary Detention Order	TD	110	▲	+20.9%	+19
	Emergency Custody Order	EC	70	▲	+18.6%	+11
	Mental Commitment	MC	30	↔		-
Total			210	▲	16.7%	+30
GRAND TOTAL			9,366	▲	26.8%	+1,977

Filings by Major Case Category**

Category	Summary	Change	% Change	Absolute Change
Felony	438	▲	+24.8%	+87
Garnishment	584	▼	-4.4%	-27
General Civil	1,211	▼	+46.6%	+385
Infraction/Civil Violation	3,950	▲	+42.5%	+1,179
Landlord /Tenant	392	▲	+2.6%	+10
Misdemeanor	2,129	▲	+21.8%	+381

* Compared to same time period as previous year

** Case Type Categories are defined in the 2017 Virginia Judicial Workload Assessment

CPSS - GCMS CASELOAD STATISTICS OF THE GENERAL DISTRICT COURTS
 January 2024 thru September 2024 Filings (Compared to January 2023 thru September 2023)

Other	542	▼	-4.9%	-28
Protective Orders	120	▼	-7.7%	-10
GRAND TOTAL	9,366	▲	26.8%	+1,977

* Compared to same time period as previous year

** Case Type Categories are defined in the 2017 Virginia Judicial Workload Assessment
 Source: SCV-SQL-Information

2024 Overall GRAND TOTAL		Distribution of Caseload			Change*		Percentage (%) of Caseload			
3,648	-750	Criminal	608	17%	-18.3%	▼	-136	Criminal	2023: 16.9%	2024: 16.7%
		Traffic	1,809	50%	-28.4%	▼	-717	Traffic	57.4%	49.6%
2024		Civil	1,059	29%	13.3%	▲	+124	Civil	21.3%	29.0%
2023		Civil Commitments	172	5%	-10.9%	▼	-21	Civil Commitments	4.4%	4.7%
		GRAND TOTAL	3,648	100%	-17.1%	▼	-750	GRAND TOTAL	100%	100%

Filings by Division & Code

Division	Case Type Description	Code	Summary	Change	% Change	Absolute Change
Criminal	Misdemeanor	M	338	▼	-14.2%	-56
	Felony	F	179	▼	-36.7%	-104
	Show Cause	SC	50	▲	+56.3%	+18
	Capias	CA	34	▲	+17.2%	+5
	Civil Violation	CV	7	▲	+16.7%	+1
	Total			608	▼	-18.3%
Traffic	Infraction	I	1,299	▼	-30.9%	-580
	Misdemeanor	M	465	▼	-18.7%	-107
	Show Cause	SC	24	▼	-33.3%	-12
	Capias	CA	9	▼	-43.8%	-7
	Felony	F	8	▼	-38.5%	-5
	Civil Violation	CV	4	▼	-60.0%	-6
Total			1,809	▼	-28.4%	-717
Civil	Warrant in Debt	WD	400	▲	+110.5%	+210
	Unlawful Detainer	UD	299	▲	+7.9%	+22
	Garnishment	GA	229	▼	-31.2%	-104
	Other	OT	44	▲	+18.9%	+7
	Admin License	AL	29	▲	+11.5%	+3
	Bond Forfeiture	BF	17	▼	-26.1%	-6
	Preliminary Protective Order	PP	11	▼	-8.3%	-1
	Protective Order	PO	11	▲	+10.0%	+1
	Impoundment	IM	8	▼	-20.0%	-2
	Abstract	AJ	3	▼	-25.0%	-1
	Detinue	DT	3	▼	-25.0%	-1
	Interrogatory	IN	3	▼	-50.0%	-3
	Show Cause	SC	2	▲	+100.0%	+1
	Tenants Assertion	TA	0	▼	-100.0%	-2
	Total			1,059	▲	13.3%
Civil Commitments	Emergency Custody Order	EC	69	▼	-26.6%	-25
	Temporary Detention Order	TD	55	▼	-3.5%	-2
	Mental Commitment	MC	47	▲	+11.9%	+5
	Other	OT	1	▲	-	+1
	Total			172	▼	-10.9%
GRAND TOTAL			3,648	▼	-17.1%	-750

Filings by Major Case Category**

Category	Summary	Change	% Change	Absolute Change
Felony	187	▼	-36.8%	-109
Garnishment	232	▼	-31.6%	-107
General Civil	406	▲	+107.1%	+210
Infraction/Civil Violation	1,310	▼	-30.9%	-585
Involuntary Civil Commitments	1	▲	-	+1
Landlord /Tenant	299	▼	+7.2%	+20
Misdemeanor	803	▼	-16.9%	-163
Other	388	▲	-4.2%	-17
Protective Orders	22	▲	-	0

* Compared to same time period as previous year

** Case Type Categories are defined in the 2017 Virginia Judicial Workload Assessment

Source: SCV-SQL-Information

CPSS - GCMS CASELOAD STATISTICS OF THE GENERAL DISTRICT COURTS
January 2024 thru September 2024 Filings (Compared to January 2023 thru September 2023)



Martinsville

District: 21 FIPS: 690

<i>GRAND TOTAL</i>	3,648	▼	-17.1%	-750
---------------------------	--------------	---	--------	------

* Compared to same time period as previous year

** Case Type Categories are defined in the 2017 Virginia Judicial Workload Assessment
Source: SCV-SQL-Information

2024 Overall GRAND TOTAL		Distribution of Caseload			Change*		Percentage (%) of Caseload		
2,590	+366	Criminal	423	16%	18.2% ▲	+65	Criminal	2023	2024
		Traffic	1,794	69%	20.6% ▲	+307	Traffic	16.1%	16.3%
		Civil	356	14%	5.0% ▲	+17	Civil	66.9%	69.3%
		Civil Commitments	17	1%	-57.5% ▼	-23	Civil Commitments	15.2%	13.7%
		GRAND TOTAL	2,590	100%	16.5% ▲	+366	GRAND TOTAL	1.8%	0.7%
							GRAND TOTAL	100%	100%

Filings by Division & Code

Division	Case Type Description	Code	Summary	Change	% Change	Absolute Change
Criminal	Misdemeanor	M	279	▲	+38.8%	+78
	Felony	F	101	▲	+13.5%	+12
	Capias	CA	23	▼	-17.9%	-5
	Show Cause	SC	12	▼	-53.8%	-14
	Civil Violation	CV	8	▼	-42.9%	-6
	Total			423	▲	18.2%
Traffic	Infraction	I	1,413	▲	+25.8%	+290
	Misdemeanor	M	370	▲	+4.8%	+17
	Felony	F	7	▲	+40.0%	+2
	Capias	CA	2	▼	-50.0%	-2
	Show Cause	SC	2	↔		-
	Total			1,794	▲	20.6%
Civil	Warrant in Debt	WD	168	▲	+21.7%	+30
	Garnishment	GA	73	▼	-8.8%	-7
	Other	OT	28	▲	+100.0%	+14
	Unlawful Detainer	UD	22	▼	-48.8%	-21
	Preliminary Protective Order	PP	21	▲	+61.5%	+8
	Protective Order	PO	14	▲	+55.6%	+5
	Admin License	AL	11	▲	+83.3%	+5
	Detinue	DT	6	▲	+200.0%	+4
	Bond Forfeiture	BF	4	▼	-73.3%	-11
	Abstract	AJ	3	▲	-	+3
	Counter Claim	CC	2	▲	-	+2
	Impoundment	IM	2	▲	-	+2
	Overweight	OC	1	▼	-93.8%	-15
	Petition-Restore Arms	PR	1	▲	-	+1
	Capias	CA	0	▼	-100.0%	-1
	Interrogatory	IN	0	▼	-100.0%	-1
	Motion for Judgment	MJ	0	▼	-100.0%	-1
Total			356	▲	5.0%	+17
Civil Commitments	Temporary Detention Order	TD	15	▼	-48.3%	-14
	Emergency Custody Order	EC	2	▼	-81.8%	-9
	Total		17	▼	-57.5%	-23
GRAND TOTAL			2,590	▲	16.5%	+366

Filings by Major Case Category**



Category	Summary	Change	% Change	Absolute Change
Felony	108	▲	+14.9%	+14
Garnishment	73	▼	-9.9%	-8
General Civil	176	▲	+24.8%	+35
Infraction/Civil Violation	1,422	▼	+23.3%	+269
Landlord /Tenant	22	▼	-48.8%	-21
Misdemeanor	649	▲	+17.1%	+95
Other	105	▲	-22.8%	-31
Protective Orders	35	▲	+59.1%	+13
GRAND TOTAL	2,590	▲	16.5%	+366

* Compared to same time period as previous year

** Case Type Categories are defined in the 2017 Virginia Judicial Workload Assessment
 Source: SCV-SQL-Information

* Compared to same time period as previous year

** Case Type Categories are defined in the 2017 Virginia Judicial Workload Assessment
Source: SCV-SQL-Information

2024 Overall GRAND TOTAL		Distribution of Caseload			Change*		Percentage (%) of Caseload		
11,492	+610	Criminal	3,097	27%	7.9% ▲	+226	Criminal	2023	2024
		Traffic	3,791	33%	14.9% ▲	+493	Traffic	26.4%	26.9%
2024 		Civil	3,694	32%	-4.6% ▼	-177	Civil	30.3%	33.0%
2023 		Civil Commitments	910	8%	8.1% ▲	+68	Civil Commitments	35.6%	32.1%
		GRAND TOTAL	11,492	100%	5.6% ▲	+610	GRAND TOTAL	7.7%	7.9%
							GRAND TOTAL	100%	100%

Filings by Division & Code

Division	Case Type Description	Code	Summary	Change	% Change	Absolute Change
Criminal	Misdemeanor	M	1,925	▲	+7.5%	+134
	Felony	F	775	▲	+20.0%	+129
	Capias	CA	268	▼	-8.8%	-26
	Show Cause	SC	68	▼	-5.6%	-4
	Civil Violation	CV	57	▲	+3.6%	+2
	Motion	MO	2	▲	+100.0%	+1
	Restricted Operators License	RL	2	▼	-83.3%	-10
	Total			3,097	▲	7.9%
Traffic	Infraction	I	2,702	▲	+18.1%	+415
	Misdemeanor	M	1,021	▲	+11.7%	+107
	Capias	CA	42	▼	-30.0%	-18
	Felony	F	19	▼	-20.8%	-5
	Civil Violation	CV	2	▲	-	+2
	Restricted Operators License	RL	2	▼	-75.0%	-6
	Show Cause	SC	2	▼	-60.0%	-3
	Other	O	1	▲	-	+1
Total			3,791	▲	14.9%	+493
Civil	Warrant in Debt	WD	1,341	▲	+34.5%	+344
	Unlawful Detainer	UD	867	▼	-16.1%	-166
	Garnishment	GA	695	▼	-12.5%	-99
	Detinue	DT	306	▼	-43.4%	-235
	Other	OT	242	▼	-3.6%	-9
	Preliminary Protective Order	PP	85	▲	+13.3%	+10
	Protective Order	PO	78	▲	+5.4%	+4
	Admin License	AL	43	▲	+13.2%	+5
	Bond Forfeiture	BF	18	▼	-21.7%	-5
	Impoundment	IM	7	▲	+75.0%	+3
	Tenants Assertion	TA	4	▼	-42.9%	-3
	Abstract	AJ	3	▼	-76.9%	-10
	Interrogatory	IN	2	▼	-66.7%	-4
	Motion for Judgment	MJ	2	▼	-33.3%	-1
	Counter Claim	CC	1	▼	-50.0%	-1
	Mechanic's Lien	ML	0	▼	-100.0%	-1
	Petition-Restore Arms	PR	0	▼	-100.0%	-5
Show Cause	SC	0	▼	-100.0%	-4	
Total			3,694	▼	-4.6%	-177
Civil Commitments	Mental Commitment	MC	430	▲	+12.6%	+48
	Temporary Detention Order	TD	199	▲	+15.0%	+26
	Other	OT	186	▲	+21.6%	+33
	Emergency Custody Order	EC	87	▼	-28.7%	-35
	Petition	PT	7	▼	-12.5%	-1
	Medical Emergency Temporary Detention Order	MT	1	▼	-66.7%	-2
	Medical Emergency Custody Order	ME	0	▼	-100.0%	-1
Total			910	▲	8.1%	+68
GRAND TOTAL			11,492	▲	5.6%	+610

* Compared to same time period as previous year


** Case Type Categories are defined in the 2017 Virginia Judicial Workload Assessment

Filings by Major Case Category**

Category	Summary	Change	% Change	Absolute Change
Felony	794	▼	+18.5%	+124
Garnishment	697	▼	-12.9%	-103
General Civil	1,654	▼	+6.4%	+100
Infraction/Civil Violation	2,762	▲	+17.9%	+420
Involuntary Civil Commitments	193	▲	+19.9%	+32
Landlord /Tenant	871	▼	-16.3%	-169
Misdemeanor	2,950	▼	+8.3%	+225
Other	1,408	▼	-2.3%	-33
Protective Orders	163	▲	+9.4%	+14
GRAND TOTAL	11,492	▲	5.6%	+610

* Compared to same time period as previous year

** Case Type Categories are defined in the 2017 Virginia Judicial Workload Assessment
 Source: SCV-SQL-Information

2024 Overall GRAND TOTAL		Distribution of Caseload			Change*		Percentage (%) of Caseload		
9,374 +1,399 	Criminal	1,508	16%	-2.5% ▼	-39	Criminal	2023: 19.4%	2024: 16.1%	
	Traffic	5,694	61%	23.5% ▲	+1,082	Traffic	57.8%	60.7%	
	Civil	2,020	22%	22.6% ▲	+373	Civil	20.7%	21.5%	
	Civil Commitments	152	2%	-10.1% ▼	-17	Civil Commitments	2.1%	1.6%	
	GRAND TOTAL	9,374	100%	17.5% ▲	+1,399	GRAND TOTAL	100%	100%	

Filings by Division & Code

Division	Case Type Description	Code	Summary	Change	% Change	Absolute Change
Criminal	Misdemeanor	M	1,022	▲	+7.7%	+73
	Felony	F	295	▼	-23.0%	-88
	Capias	CA	97	▼	-13.4%	-15
	Civil Violation	CV	54	▲	+17.4%	+8
	Show Cause	SC	40	▼	-29.8%	-17
	Total			1,508	▼	-2.5%
Traffic	Infraction	I	4,791	▲	+23.6%	+914
	Misdemeanor	M	863	▲	+26.5%	+181
	Capias	CA	30	▲	+30.4%	+7
	Felony	F	6	▼	-76.9%	-20
	Civil Violation	CV	3	▼	-25.0%	-1
	Show Cause	SC	1	▲	-	+1
	Total			5,694	▲	23.5%
Civil	Warrant in Debt	WD	976	▲	+49.7%	+324
	Garnishment	GA	492	▲	+3.4%	+16
	Unlawful Detainer	UD	165	▼	-23.3%	-50
	Other	OT	109	▼	+34.6%	+28
	Detinue	DT	56	▲	+14.3%	+7
	Preliminary Protective Order	PP	50	▲	+66.7%	+20
	Admin License	AL	49	▲	+2.1%	+1
	Interrogatory	IN	31	▲	+10.7%	+3
	Impoundment	IM	20	▲	+42.9%	+6
	Show Cause	SC	20	▲	+81.8%	+9
	Bond Forfeiture	BF	19	▲	+5.6%	+1
	Abstract	AJ	13	▲	+225.0%	+9
	Protective Order	PO	8	▼	-11.1%	-1
	Counter Claim	CC	5	▲	+66.7%	+2
	Petition-Restore Arms	PR	3	▲	+50.0%	+1
	Overweight	OC	2	▲	-	+2
	Motion for Judgment	MJ	1	▲	-	+1
Tenants Assertion	TA	1	▼	-85.7%	-6	
Total			2,020	▲	22.6%	+373
Civil Commitments	Temporary Detention Order	TD	88	▲	+2.3%	+2
	Emergency Custody Order	EC	58	▼	-15.9%	-11
	Mental Commitment	MC	4	▼	-69.2%	-9
	Medical Emergency Temporary Detention Order	MT	1	▲	-	+1
	Other	OT	1	▲	-	+1
	Petition	PT	0	▼	-100.0%	-1
Total			152	▼	-10.1%	-17
GRAND TOTAL			9,374	▲	17.5%	+1,399

Filings by Major Case Category**

Category	Summary	Change	% Change	Absolute Change
Felony	301	▼	-26.4%	-108
Garnishment	523	▲	+3.8%	+19
General Civil	1,038	▲	+46.6%	+330
Infraction/Civil Violation	4,850	▲	+23.5%	+923
Involuntary Civil Commitments	1	▲	-	0

* Compared to same time period as previous year


** Case Type Categories are defined in the 2017 Virginia Judicial Workload Assessment

CPSS - GCMS CASELOAD STATISTICS OF THE GENERAL DISTRICT COURTS
 January 2024 thru September 2024 Filings (Compared to January 2023 thru September 2023)

Landlord /Tenant	166	▼	-25.2%	-56
Misdemeanor	1,885	▲	+15.6%	+254
Other	552	▲	+3.4%	+18
Protective Orders	58	▲	+48.7%	+19
GRAND TOTAL	9,374	▲	17.5%	+1,399

* Compared to same time period as previous year

** Case Type Categories are defined in the 2017 Virginia Judicial Workload Assessment
 Source: SCV-SQL-Information

2024 Overall GRAND TOTAL		Distribution of Caseload			Change*		Percentage (%) of Caseload		
9,056	+1,448	Criminal	789	9%	13.2% ▲	+92	Criminal	2023 9.2%	2024 8.7%
		Traffic	5,987	66%	25.5% ▲	+1,216	Traffic	62.7%	66.1%
2024		Civil	2,121	23%	6.2% ▲	+124	Civil	26.2%	23.4%
2023		Civil Commitments	159	2%	11.2% ▲	+16	Civil Commitments	1.9%	1.8%
		GRAND TOTAL	9,056	100%	19.0% ▲	+1,448	GRAND TOTAL	100%	100%

Filings by Division & Code

Division	Case Type Description	Code	Summary	Change	% Change	Absolute Change
Criminal	Misdemeanor	M	482	▲	+5.9%	+27
	Felony	F	214	▲	+52.9%	+74
	Capias	CA	52	▲	+2.0%	+1
	Show Cause	SC	23	▲	+21.1%	+4
	Civil Violation	CV	18	▼	-43.8%	-14
	Total			789	▲	13.2%
Traffic	Infraction	I	4,959	▲	+22.5%	+911
	Misdemeanor	M	991	▲	+43.6%	+301
	Capias	CA	19	▼	-9.5%	-2
	Felony	F	13	▲	+44.4%	+4
	Show Cause	SC	4	▲	+33.3%	+1
	Civil Violation	CV	1	▲	-	+1
	Total			5,987	▲	25.5%
Civil	Warrant in Debt	WD	1,121	▲	+16.3%	+157
	Garnishment	GA	574	▲	+4.2%	+23
	Unlawful Detainer	UD	205	▼	-17.3%	-43
	Other	OT	91	▲	-2.2%	-2
	Preliminary Protective Order	PP	30	▲	+15.4%	+4
	Abstract	AJ	21	▼	-30.0%	-9
	Detinue	DT	15	▲	+50.0%	+5
	Admin License	AL	13	▼	-23.5%	-4
	Bond Forfeiture	BF	10	▲	+66.7%	+4
	Impoundment	IM	10	▲	+150.0%	+6
	Interrogatory	IN	8	▼	-46.7%	-7
	Show Cause	SC	8	▲	+100.0%	+4
	Protective Order	PO	6	▼	-57.1%	-8
	Counter Claim	CC	2	↔	-	-
	Overweight	OC	2	↔	-	-
	Petition-Restore Arms	PR	2	▼	-66.7%	-4
	Tenants Assertion	TA	2	▼	-33.3%	-1
	Third Party Claim	TH	1	▲	-	+1
	Motion for Judgment	MJ	0	▼	-100.0%	-2
Total			2,121	▲	6.2%	+124
Civil Commitments	Temporary Detention Order	TD	100	▲	+38.9%	+28
	Emergency Custody Order	EC	55	▼	-17.9%	-12
	Mental Commitment	MC	2	↔	-	-
	Other	OT	1	↔	-	-
	Petition	PT	1	▲	-	+1
	Medical Emergency Temporary Detention Order	MT	0	▼	-100.0%	-1
Total			159	▲	11.2%	+16
GRAND TOTAL			9,056	▲	19.0%	+1,448

Filings by Major Case Category**

Category	Summary	Change	% Change	Absolute Change
Felony	227	▲	+52.3%	+78
Garnishment	582	▼	+2.8%	+16
General Civil	1,145	▼	+16.0%	+158
Infraction/Civil Violation	4,980	▲	+22.0%	+898

* Compared to same time period as previous year



** Case Type Categories are defined in the 2017 Virginia Judicial Workload Assessment

CPSS - GCMS CASELOAD STATISTICS OF THE GENERAL DISTRICT COURTS
 January 2024 thru September 2024 Filings (Compared to January 2023 thru September 2023)

Involuntary Civil Commitments	2	▲	+100.0%	+1
Landlord /Tenant	207	▼	-17.5%	-44
Misdemeanor	1,473	▲	+28.6%	+328
Other	404	▲	+4.4%	+17
Protective Orders	36	▼	-10.0%	-4
GRAND TOTAL	9,056	▲	19.0%	+1,448

* Compared to same time period as previous year

** Case Type Categories are defined in the 2017 Virginia Judicial Workload Assessment
 Source: SCV-SQL-Information

2024 Overall GRAND TOTAL		Distribution of Caseload			Change*		Percentage (%) of Caseload		
24,715	+639	Criminal	3,645	15%	-0.4% ▼	-15	Criminal	2023	2024
		Traffic	11,875	48%	3.5% ▲	+405	Traffic	15.2%	14.7%
		Civil	8,150	33%	3.7% ▲	+287	Civil	47.6%	48.0%
		Civil Commitments	1,045	4%	-3.5% ▼	-38	Civil Commitments	32.7%	33.0%
		GRAND TOTAL	24,715	100%	2.7% ▲	+639	GRAND TOTAL	100%	100%

Filings by Division & Code

Division	Case Type Description	Code	Summary	Change	% Change	Absolute Change
Criminal	Misdemeanor	M	2,538	▲	+2.4%	+60
	Felony	F	916	▼	-6.1%	-59
	Capias	CA	86	▲	+2.4%	+2
	Show Cause	SC	86	▲	+6.2%	+5
	Civil Violation	CV	16	▼	-52.9%	-18
	Motion	MO	2	▼	-71.4%	-5
	Restricted Operators License	RL	1	↔		-
	Total			3,645	▼	-0.4%
Traffic	Infraction	I	8,896	▲	+2.4%	+206
	Misdemeanor	M	2,761	▲	+8.7%	+221
	Felony	F	89	▼	-11.0%	-11
	Show Cause	SC	51	▼	-16.4%	-10
	Civil Violation	CV	40	▲	+33.3%	+10
	Capias	CA	16	▲	+14.3%	+2
	Motion	MO	14	▲	+16.7%	+2
	Restricted Operators License	RL	6	▼	-72.7%	-16
	Other	O	2	▲	+100.0%	+1
Total			11,875	▲	3.5%	+405
Civil	Warrant in Debt	WD	2,712	▲	+19.3%	+439
	Unlawful Detainer	UD	2,060	▲	+4.9%	+97
	Garnishment	GA	1,758	▼	-7.3%	-138
	Other	OT	366	▼	-17.6%	-78
	Detinue	DT	296	▼	-27.8%	-114
	Preliminary Protective Order	PP	226	▼	-7.8%	-19
	Protective Order	PO	221	▲	+33.1%	+55
	Interrogatory	IN	174	▲	+51.3%	+59
	Show Cause	SC	108	▲	+17.4%	+16
	Admin License	AL	64	▲	+18.5%	+10
	Bond Forfeiture	BF	52	▼	-32.5%	-25
	Tenants Assertion	TA	37	▲	+5.7%	+2
	Abstract	AJ	34	▼	-26.1%	-12
	Counter Claim	CC	19	▲	+137.5%	+11
	Impoundment	IM	9	▼	-55.0%	-11
	Motion for Judgment	MJ	6	▲	+50.0%	+2
	Petition-Restore Arms	PR	5	▲	+400.0%	+4
Capias	CA	3	▼	-78.6%	-11	
Total			8,150	▲	3.7%	+287
Civil Commitments	Temporary Detention Order	TD	558	▲	+13.9%	+68
	Mental Commitment	MC	223	▼	-14.6%	-38
	Emergency Custody Order	EC	128	▼	-26.4%	-46
	Medical Emergency Temporary Detention Order	MT	97	▼	-17.1%	-20
	Other	OT	39	▼	-4.9%	-2
Total			1,045	▼	-3.5%	-38
GRAND TOTAL			24,715	▲	2.7%	+639

* Compared to same time period as previous year



** Case Type Categories are defined in the 2017 Virginia Judicial Workload Assessment

Filings by Major Case Category**

Category	Summary	Change	% Change	Absolute Change
Felony	1,005	▼	-6.5%	-70
Garnishment	1,932	▲	-3.9%	-79
General Civil	3,045	▲	+12.2%	+332
Infraction/Civil Violation	8,954	▲	+2.3%	+199
Involuntary Civil Commitments	39	▼	-4.9%	-2
Landlord /Tenant	2,097	▲	+5.0%	+99
Misdemeanor	5,306	▼	+5.3%	+265
Other	1,890	▼	-6.9%	-141
Protective Orders	447	▲	+8.8%	+36
GRAND TOTAL	24,715	▲	2.7%	+639

* Compared to same time period as previous year

** Case Type Categories are defined in the 2017 Virginia Judicial Workload Assessment
 Source: SCV-SQL-Information

2024 Overall GRAND TOTAL		Distribution of Caseload			Change*		Percentage (%) of Caseload		
20,170	+3,138	Criminal	2,073	10%	8.2% ▲	+157	Criminal	2023	2024
		Traffic	13,998	69%	21.5% ▲	+2,480	Traffic	11.2%	10.3%
		Civil	3,251	16%	15.0% ▲	+424	Civil	67.6%	69.4%
		Civil Commitments	848	4%	10.0% ▲	+77	Civil Commitments	16.6%	16.1%
		GRAND TOTAL	20,170	100%	18.4% ▲	+3,138	GRAND TOTAL	4.5%	4.2%
							GRAND TOTAL	100%	100%

Filings by Division & Code

Division	Case Type Description	Code	Summary	Change	% Change	Absolute Change
Criminal	Misdemeanor	M	1,389	▲	+9.7%	+123
	Felony	F	468	▲	+5.2%	+23
	Capias	CA	124	▲	+4.2%	+5
	Show Cause	SC	71	▲	+24.6%	+14
	Civil Violation	CV	21	▼	-27.6%	-8
	Total			2,073	▲	8.2%
Traffic	Infraction	I	10,657	▲	+21.0%	+1,853
	Misdemeanor	M	3,110	▲	+25.9%	+639
	Show Cause	SC	79	▼	-16.8%	-16
	Capias	CA	77	▲	+10.0%	+7
	Felony	F	35	▲	+2.9%	+1
	Civil Violation	CV	32	▼	-5.9%	-2
	Restricted Operators License	RL	8	▼	-20.0%	-2
	Total			13,998	▲	21.5%
Civil	Warrant in Debt	WD	1,410	▲	+31.3%	+336
	Garnishment	GA	698	▲	+11.9%	+74
	Unlawful Detainer	UD	547	▼	-0.2%	-1
	Other	OT	116	▲	+7.4%	+8
	Admin License	AL	90	▼	-15.1%	-16
	Preliminary Protective Order	PP	89	▲	+50.8%	+30
	Protective Order	PO	69	▲	+38.0%	+19
	Interrogatory	IN	67	▲	+28.8%	+15
	Bond Forfeiture	BF	45	▼	-30.8%	-20
	Show Cause	SC	42	▼	-6.7%	-3
	Abstract	AJ	29	▲	+45.0%	+9
	Impoundment	IM	19	▼	-56.8%	-25
	Detinue	DT	10	▼	-9.1%	-1
	Counter Claim	CC	7	▲	+133.3%	+4
	Third Party Claim	TH	6	▲	-	+6
	Petition-Restore Arms	PR	3	▲	+50.0%	+1
	Tenants Assertion	TA	2	▼	-77.8%	-7
	Cross Claim	CR	1	▲	-	+1
	Motion for Judgment	MJ	1	▼	-66.7%	-2
	Capias	CA	0	▼	-100.0%	-2
	Overweight	OC	0	▼	-100.0%	-2
Total			3,251	▲	15.0%	+424
Civil Commitments	Mental Commitment	MC	482	▼	-2.0%	-10
	Temporary Detention Order	TD	184	▲	+48.4%	+60
	Other	OT	121	▲	+26.0%	+25
	Emergency Custody Order	EC	61	▲	+3.4%	+2
	Total			848	▲	10.0%
GRAND TOTAL			20,170	▲	18.4%	+3,138

Filings by Major Case Category**

Category	Summary	Change	% Change	Absolute Change
Felony	503	▲	+5.0%	+24
Garnishment	765	▲	+13.2%	+89
General Civil	1,439	▼	+30.1%	+333

* Compared to same time period as previous year



** Case Type Categories are defined in the 2017 Virginia Judicial Workload Assessment

CPSS - GCMS CASELOAD STATISTICS OF THE GENERAL DISTRICT COURTS
 January 2024 thru September 2024 Filings (Compared to January 2023 thru September 2023)

Infraction/Civil Violation	10,710	▼	+20.8%	+1,841
Involuntary Civil Commitments	121	▲	+26.0%	+25
Landlord /Tenant	549	▼	-1.4%	-8
Misdemeanor	4,507	▲	+20.3%	+760
Other	1,418	▲	+1.8%	+25
Protective Orders	158	▲	+45.0%	+49
GRAND TOTAL	20,170	▲	18.4%	+3,138

* Compared to same time period as previous year

** Case Type Categories are defined in the 2017 Virginia Judicial Workload Assessment
 Source: SCV-SQL-Information

2024 Overall GRAND TOTAL		Distribution of Caseload			Change*		Percentage (%) of Caseload		
6,709	+714	Criminal	1,222	18%	19.5% ▲	+199	Criminal	2023	2024
		Traffic	3,418	51%	9.7% ▲	+303	Traffic	52.0%	50.9%
		Civil	1,463	22%	18.5% ▲	+228	Civil	20.6%	21.8%
		Civil Commitments	606	9%	-2.6% ▼	-16	Civil Commitments	10.4%	9.0%
		GRAND TOTAL	6,709	100%	11.9% ▲	+714	GRAND TOTAL	100%	100%

Filings by Division & Code

Division	Case Type Description	Code	Summary	Change	% Change	Absolute Change
Criminal	Misdemeanor	M	849	▲	+33.9%	+215
	Felony	F	248	▼	-1.6%	-4
	Capias	CA	53	▼	-8.6%	-5
	Show Cause	SC	45	▼	-16.7%	-9
	Civil Violation	CV	27	▲	+8.0%	+2
	Total			1,222	▲	19.5%
Traffic	Infraction	I	2,698	▲	+6.1%	+155
	Misdemeanor	M	666	▲	+31.9%	+161
	Show Cause	SC	31	▼	-31.1%	-14
	Capias	CA	12	▲	+33.3%	+3
	Felony	F	11	▲	+10.0%	+1
	Restricted Operators License	RL	0	▼	-100.0%	-3
	Total			3,418	▲	9.7%
Civil	Warrant in Debt	WD	597	▲	+57.9%	+219
	Unlawful Detainer	UD	305	▼	-15.5%	-56
	Garnishment	GA	237	▲	+3.5%	+8
	Other	OT	73	▲	+5.8%	+4
	Admin License	AL	62	▲	+63.2%	+24
	Detinue	DT	54	▼	-8.5%	-5
	Interrogatory	IN	29	▲	+81.3%	+13
	Preliminary Protective Order	PP	27	▲	+12.5%	+3
	Show Cause	SC	20	▲	+100.0%	+10
	Protective Order	PO	19	▼	-9.5%	-2
	Impoundment	IM	16	▲	+166.7%	+10
	Abstract	AJ	10	▼	-23.1%	-3
	Bond Forfeiture	BF	6	▲	+50.0%	+2
	Motion for Judgment	MJ	2	▲	-	+2
	Petition-Restore Arms	PR	2	▲	+100.0%	+1
	Tenants Assertion	TA	2	▼	-60.0%	-3
	Capias	CA	1	↔	-	-
	Restricted Operators License	RL	1	▲	-	+1
Total			1,463	▲	18.5%	+228
Civil Commitments	Mental Commitment	MC	382	▲	+2.1%	+8
	Temporary Detention Order	TD	150	▼	-12.8%	-22
	Emergency Custody Order	EC	36	↔	-	-
	Other	OT	25	▲	+8.7%	+2
	Medical Emergency Temporary Detention Order	MT	13	▼	-23.5%	-4
Total			606	▼	-2.6%	-16
GRAND TOTAL			6,709	▲	11.9%	+714

Filings by Major Case Category**

Category	Summary	Change	% Change	Absolute Change
Felony	259	▲	-1.1%	-3
Garnishment	266	▲	+8.6%	+21
General Civil	662	▲	+49.1%	+218
Infraction/Civil Violation	2,725	▲	+6.1%	+157
Involuntary Civil Commitments	25	▲	+8.7%	+2
Landlord /Tenant	307	▼	-16.1%	-59

* Compared to same time period as previous year



** Case Type Categories are defined in the 2017 Virginia Judicial Workload Assessment

CPSS - GCMS CASELOAD STATISTICS OF THE GENERAL DISTRICT COURTS
 January 2024 thru September 2024 Filings (Compared to January 2023 thru September 2023)

Misdemeanor	1,516	▲	+32.7%	+374
Other	903	▲	+0.3%	+3
Protective Orders	46	▲	+2.2%	+1
GRAND TOTAL	6,709	▲	11.9%	+714

* Compared to same time period as previous year

** Case Type Categories are defined in the 2017 Virginia Judicial Workload Assessment
 Source: SCV-SQL-Information

2024 Overall GRAND TOTAL		Distribution of Caseload			Change*		Percentage (%) of Caseload		
8,087	+2,100	Criminal	823	10%	-8.0% ▼	-72	Criminal	2023	2024
		Traffic	5,901	73%	60.0% ▲	+2,214	Traffic	14.9%	10.2%
		Civil	1,285	16%	-2.6% ▲	-34	Civil	61.6%	73.0%
		Civil Commitments	78	1%	-9.3% ▼	-8	Civil Commitments	22.0%	15.9%
		GRAND TOTAL	8,087	100%	35.1% ▲	+2,100	GRAND TOTAL	100%	100%

Filings by Division & Code

Division	Case Type Description	Code	Summary	Change	% Change	Absolute Change
Criminal	Misdemeanor	M	453	▼	-1.3%	-6
	Felony	F	216	▼	-12.9%	-32
	Show Cause	SC	88	▼	-2.2%	-2
	Capias	CA	58	▼	-24.7%	-19
	Motion	MO	4	▼	-66.7%	-8
	Civil Violation	CV	3	▼	-66.7%	-6
	Restricted Operators License	RL	1	▲	-	+1
	Total			823	▼	-8.0%
Traffic	Infraction	I	4,801	▲	+54.5%	+1,694
	Misdemeanor	M	1,019	▲	+106.3%	+525
	Show Cause	SC	28	▼	-22.2%	-8
	Capias	CA	25	▲	+25.0%	+5
	Felony	F	15	▲	+114.3%	+8
	Civil Violation	CV	7	▼	-50.0%	-7
	Motion	MO	5	▼	-37.5%	-3
	Restricted Operators License	RL	1	↔	-	-
Total			5,901	▲	60.0%	+2,214
Civil	Warrant in Debt	WD	575	▲	+45.9%	+181
	Garnishment	GA	318	▼	-15.0%	-56
	Unlawful Detainer	UD	139	▼	-42.1%	-101
	Other	OT	64	▼	-14.7%	-11
	Preliminary Protective Order	PP	37	▼	-19.6%	-9
	Detinue	DT	32	▼	-5.9%	-2
	Protective Order	PO	32	↔	-	-
	Admin License	AL	27	▼	-34.1%	-14
	Interrogatory	IN	22	▼	-12.0%	-3
	Show Cause	SC	16	▲	+23.1%	+3
	Abstract	AJ	7	▼	-50.0%	-7
	Bond Forfeiture	BF	6	▼	-70.0%	-14
	Motion for Judgment	MJ	4	▲	+300.0%	+3
	Capias	CA	2	↔	-	-
	Impoundment	IM	2	▼	-66.7%	-4
	Petition-Restore Arms	PR	1	↔	-	-
Tenants Assertion	TA	1	↔	-	-	
Total			1,285	▼	-2.6%	-34
Civil Commitments	Temporary Detention Order	TD	61	▼	-20.8%	-16
	Emergency Custody Order	EC	17	▲	+112.5%	+9
	Mental Commitment	MC	0	▼	-100.0%	-1
Total			78	▼	-9.3%	-8
GRAND TOTAL			8,087	▲	35.1%	+2,100

Filings by Major Case Category**

Category	Summary	Change	% Change	Absolute Change
Felony	231	▲	-9.4%	-24
Garnishment	340	▼	-14.8%	-59
General Civil	625	▲	+41.4%	+183
Infraction/Civil Violation	4,811	▼	+53.7%	+1,681
Landlord /Tenant	140	▼	-41.9%	-101

* Compared to same time period as previous year

** Case Type Categories are defined in the 2017 Virginia Judicial Workload Assessment

CPSS - GCMS CASELOAD STATISTICS OF THE GENERAL DISTRICT COURTS



January 2024 thru September 2024 Filings (Compared to January 2023 thru September 2023)

District: 24 FIPS: 009

Misdemeanor	1,474	▲	+54.5%	+520
Other	397	▼	-18.6%	-91
Protective Orders	69	▼	-11.5%	-9
GRAND TOTAL	8,087	▲	35.1%	+2,100

* Compared to same time period as previous year

** Case Type Categories are defined in the 2017 Virginia Judicial Workload Assessment
Source: SCV-SQL-Information

2024 Overall GRAND TOTAL		Distribution of Caseload			Change*		Percentage (%) of Caseload		
7,891	+83	Criminal	1,469	19%	-8.5% ▼	-137	Criminal	20.6%	18.6%
		Traffic	3,729	47%	-4.4% ▼	-170	Traffic	49.9%	47.3%
2024 		Civil	2,548	32%	16.1% ▲	+354	Civil	28.1%	32.3%
2023 		Civil Commitments	145	2%	33.0% ▲	+36	Civil Commitments	1.4%	1.8%
		GRAND TOTAL	7,891	100%	1.1% ▲	+83	GRAND TOTAL	100%	100%

Filings by Division & Code

Division	Case Type Description	Code	Summary	Change	% Change	Absolute Change
Criminal	Misdemeanor	M	834	▼	-3.2%	-28
	Felony	F	382	▲	+1.6%	+6
	Capias	CA	113	▼	-7.4%	-9
	Show Cause	SC	112	▼	-34.1%	-58
	Civil Violation	CV	28	▼	-63.2%	-48
	Total			1,469	▼	-8.5%
Traffic	Infraction	I	2,715	▼	-4.6%	-131
	Misdemeanor	M	757	▲	+0.3%	+2
	Show Cause	SC	146	▼	-3.9%	-6
	Capias	CA	86	▼	-30.1%	-37
	Felony	F	19	▼	-13.6%	-3
	Civil Violation	CV	5	▲	+400.0%	+4
	Restricted Operators License	RL	1	▲	-	+1
	Total			3,729	▼	-4.4%
Civil	Warrant in Debt	WD	1,257	▲	+34.3%	+321
	Garnishment	GA	590	▲	+25.0%	+118
	Unlawful Detainer	UD	195	▼	-12.6%	-28
	Other	OT	109	▼	-25.9%	-38
	Preliminary Protective Order	PP	105	▲	+9.4%	+9
	Protective Order	PO	81	▲	+15.7%	+11
	Impoundment	IM	53	▲	+43.2%	+16
	Interrogatory	IN	53	▲	+26.2%	+11
	Detinue	DT	38	▼	-28.3%	-15
	Show Cause	SC	24	▼	-35.1%	-13
	Admin License	AL	20	▼	-44.4%	-16
	Abstract	AJ	14	▼	-26.3%	-5
	Bond Forfeiture	BF	4	▲	+300.0%	+3
	Capias	CA	2	▼	-71.4%	-5
	Tenants Assertion	TA	2	▼	-66.7%	-4
	Counter Claim	CC	1	▼	-87.5%	-7
	Overweight	OC	0	▼	-100.0%	-1
	Restricted Operators License	RL	0	▼	-100.0%	-2
	Third Party Claim	TH	0	▼	-100.0%	-1
Total			2,548	▲	16.1%	+354
Civil Commitments	Temporary Detention Order	TD	86	▲	+34.4%	+22
	Emergency Custody Order	EC	59	▲	+34.1%	+15
	Medical Emergency Temporary Detention Order	MT	0	▼	-100.0%	-1
	Total			145	▲	33.0%
GRAND TOTAL			7,891	▲	1.1%	+83

Filings by Major Case Category**

Category	Summary	Change	% Change	Absolute Change
Felony	401	▼	+0.8%	+3
Garnishment	643	▲	+25.1%	+129
General Civil	1,304	▼	+29.4%	+296
Infraction/Civil Violation	2,748	▲	-6.0%	-176
Landlord /Tenant	197	▼	-14.0%	-32
Misdemeanor	1,592	▲	-1.7%	-27

* Compared to same time period as previous year

** Case Type Categories are defined in the 2017 Virginia Judicial Workload Assessment


CPSS - GCMS CASELOAD STATISTICS OF THE GENERAL DISTRICT COURTS

January 2024 thru September 2024 Filings (Compared to January 2023 thru September 2023)

Other	820	▼	-13.7%	-130
Protective Orders	186	▲	+12.0%	+20
GRAND TOTAL	7,891	▲	1.1%	+83

* Compared to same time period as previous year

** Case Type Categories are defined in the 2017 Virginia Judicial Workload Assessment
Source: SCV-SQL-Information

2024 Overall GRAND TOTAL		Distribution of Caseload			Change*		Percentage (%) of Caseload		
8,569	+1,006	Criminal	1,099	13%	2.1% ▲	+23	Criminal	2023 14.2%	2024 12.8%
		Traffic	4,792	56%	31.2% ▲	+1,140	Traffic	48.3%	55.9%
2024		Civil	2,579	30%	-6.6% ▼	-183	Civil	36.5%	30.1%
2023		Civil Commitments	99	1%	35.6% ▲	+26	Civil Commitments	1.0%	1.2%
		GRAND TOTAL	8,569	100%	13.3% ▲	+1,006	GRAND TOTAL	100%	100%

Filings by Division & Code

Division	Case Type Description	Code	Summary	Change	% Change	Absolute Change
Criminal	Misdemeanor	M	592	▼	-11.8%	-79
	Felony	F	304	▲	+34.5%	+78
	Show Cause	SC	84	▼	-3.4%	-3
	Capias	CA	79	▲	+43.6%	+24
	Civil Violation	CV	26	▲	+62.5%	+10
	Restricted Operators License	RL	14	▼	-30.0%	-6
	Motion	MO	0	▼	-100.0%	-1
	Total			1,099	▲	2.1%
Traffic	Infraction	I	3,924	▲	+30.4%	+915
	Misdemeanor	M	754	▲	+34.9%	+195
	Show Cause	SC	47	▲	+42.4%	+14
	Capias	CA	29	▲	+7.4%	+2
	Felony	F	21	▲	+31.3%	+5
	Civil Violation	CV	9	▲	+800.0%	+8
	Restricted Operators License	RL	7	▲	+16.7%	+1
	Motion	MO	1	↔		-
Total			4,792	▲	31.2%	+1,140
Civil	Warrant in Debt	WD	1,299	▼	-6.7%	-94
	Unlawful Detainer	UD	469	▼	-10.3%	-54
	Garnishment	GA	423	▲	+4.7%	+19
	Other	OT	100	▲	-19.4%	-24
	Preliminary Protective Order	PP	64	▼	-30.4%	-28
	Admin License	AL	36	▲	+24.1%	+7
	Detinue	DT	32	▼	-3.0%	-1
	Interrogatory	IN	32	↔		-
	Protective Order	PO	30	▼	-45.5%	-25
	Impoundment	IM	29	▲	+61.1%	+11
	Bond Forfeiture	BF	19	▲	+26.7%	+4
	Show Cause	SC	19	▲	+26.7%	+4
	Abstract	AJ	14	▼	-12.5%	-2
	Capias	CA	3	▲	+200.0%	+2
	Counter Claim	CC	3	▲	+50.0%	+1
	Tenants Assertion	TA	3	▼	-40.0%	-2
	Petition-Restore Arms	PR	2	↔		-
	Cross Claim	CR	1	▲	-	+1
	Third Party Claim	TH	1	↔		-
	Motion for Judgment	MJ	0	▼	-100.0%	-1
Overweight	OC	0	▼	-100.0%	-1	
Total			2,579	▼	-6.6%	-183
Civil Commitments	Temporary Detention Order	TD	60	▲	+81.8%	+27
	Emergency Custody Order	EC	38	▼	-5.0%	-2
	Medical Emergency Temporary Detention Order	MT	1	▲	-	+1
	Total			99	▲	35.6%
GRAND TOTAL			8,569	▲	13.3%	+1,006

* Compared to same time period as previous year



** Case Type Categories are defined in the 2017 Virginia Judicial Workload Assessment

Filings by Major Case Category**

Category	Summary	Change	% Change	Absolute Change
Felony	325	▲	+34.3%	+83
Garnishment	455	▲	+4.4%	+19
General Civil	1,346	▼	-6.4%	-92
Infraction/Civil Violation	3,959	▲	+30.8%	+932
Landlord /Tenant	472	▼	-10.6%	-56
Misdemeanor	1,367	▲	+8.8%	+111
Other	551	▲	+12.7%	+62
Protective Orders	94	▼	-36.1%	-53
GRAND TOTAL	8,569	▲	13.3%	+1,006

* Compared to same time period as previous year

** Case Type Categories are defined in the 2017 Virginia Judicial Workload Assessment
 Source: SCV-SQL-Information

2024 Overall GRAND TOTAL		Distribution of Caseload			Change*		Percentage (%) of Caseload			
16,307	-1,063	Criminal	3,696	23%	-8.7%	▼	-352	Criminal	2023: 23.3%	2024: 22.7%
		Traffic	5,320	33%	-20.9%	▼	-1,405	Traffic	38.7%	32.6%
2024 		Civil	6,503	40%	12.5%	▲	+724	Civil	33.3%	39.9%
2023 		Civil Commitments	788	5%	-3.7%	▼	-30	Civil Commitments	4.7%	4.8%
		GRAND TOTAL	16,307	100%	-6.1%	▼	-1,063	GRAND TOTAL	100%	100%

Filings by Division & Code

Division	Case Type Description	Code	Summary	Change	% Change	Absolute Change
Criminal	Misdemeanor	M	2,065	▼	-4.2%	-91
	Felony	F	1,011	▼	-9.8%	-110
	Capias	CA	286	▼	-22.5%	-83
	Show Cause	SC	270	▼	-20.6%	-70
	Civil Violation	CV	33	▲	+3.1%	+1
	Motion	MO	31	▲	+3.3%	+1
	Total			3,696	▼	-8.7%
Traffic	Infraction	I	3,685	▼	-25.6%	-1,266
	Misdemeanor	M	1,452	▼	-6.0%	-93
	Show Cause	SC	81	▼	-19.0%	-19
	Capias	CA	66	▼	-9.6%	-7
	Felony	F	25	▼	-24.2%	-8
	Civil Violation	CV	4	▼	-20.0%	-1
	Restricted Operators License	RL	4	▼	-66.7%	-8
	Motion	MO	2	▼	-33.3%	-1
	Other	O	1	▼	-66.7%	-2
Total			5,320	▼	-20.9%	-1,405
Civil	Warrant in Debt	WD	2,556	▲	+31.7%	+615
	Unlawful Detainer	UD	1,325	▲	+4.6%	+58
	Garnishment	GA	1,059	▲	+9.5%	+92
	Detinue	DT	365	▼	-7.4%	-29
	Other	OT	314	▼	-11.0%	-39
	Preliminary Protective Order	PP	205	▲	+8.5%	+16
	Interrogatory	IN	123	▼	-4.7%	-6
	Protective Order	PO	123	▼	-4.7%	-6
	Bond Forfeiture	BF	104	▲	+25.3%	+21
	Impoundment	IM	89	▼	-23.9%	-28
	Show Cause	SC	72	▲	+24.1%	+14
	Admin License	AL	60	▼	-21.1%	-16
	Abstract	AJ	55	▲	+66.7%	+22
	Capias	CA	15	▲	+50.0%	+5
	Tenants Assertion	TA	15	▲	+50.0%	+5
	Counter Claim	CC	6	▼	-40.0%	-4
	Motion for Judgment	MJ	6	▼	-33.3%	-3
	Petition-Restore Arms	PR	6	▲	+50.0%	+2
	Third Party Claim	TH	3	▲	-	+3
	Cross Claim	CR	1	▲	-	+1
Distress Seizure	DS	1	▲	-	+1	
Total			6,503	▲	12.5%	+724
Civil Commitments	Mental Commitment	MC	348	▲	+21.3%	+61
	Temporary Detention Order	TD	244	▼	-19.5%	-59
	Emergency Custody Order	EC	186	▼	-14.3%	-31
	Petition	PT	5	▲	+400.0%	+4
	Medical Emergency Temporary Detention Order	MT	4	▼	-42.9%	-3
	Medical Emergency Custody Order	ME	1	▼	-66.7%	-2
Total			788	▼	-3.7%	-30
GRAND TOTAL			16,307	▼	-6.1%	-1,063

* Compared to same time period as previous year

** Case Type Categories are defined in the 2017 Virginia Judicial Workload Assessment

Filings by Major Case Category**

Category	Summary	Change	% Change	Absolute Change
Felony	1,036	▼	-10.2%	-118
Garnishment	1,182	▲	+7.8%	+86
General Civil	2,960	▲	+23.7%	+567
Infraction/Civil Violation	3,723	▼	-25.4%	-1,268
Involuntary Civil Commitments	5	▲	+400.0%	+4
Landlord /Tenant	1,340	▲	+4.9%	+63
Misdemeanor	3,521	▼	-5.2%	-192
Other	2,212	▲	-8.9%	-215
Protective Orders	328	▲	+3.1%	+10
GRAND TOTAL	16,307	▼	-6.1%	-1,063

* Compared to same time period as previous year

** Case Type Categories are defined in the 2017 Virginia Judicial Workload Assessment
 Source: SCV-SQL-Information

2024 Overall GRAND TOTAL		Distribution of Caseload			Change*		Percentage (%) of Caseload			
2024	3,811	+65	Criminal	381	10%	-13.8% ▼	-61	Criminal	2023	2024
			Traffic	2,963	78%	4.8% ▲	+135	Traffic	11.8%	10.0%
2023			Civil	402	11%	-5.0% ▼	-21	Civil	75.5%	77.7%
			Civil Commitments	65	2%	22.6% ▲	+12	Civil Commitments	11.3%	10.5%
			GRAND TOTAL	3,811	100%	1.7% ▲	+65	GRAND TOTAL	100%	100%

Filings by Division & Code

Division	Case Type Description	Code	Summary	Change	% Change	Absolute Change
Criminal	Misdemeanor	M	223	▼	-25.9%	-78
	Felony	F	92	▼	-10.7%	-11
	Show Cause	SC	34	▲	+70.0%	+14
	Capias	CA	25	▲	+127.3%	+14
	Civil Violation	CV	7	↔		-
	Total			381	▼	-13.8%
Traffic	Infraction	I	2,527	▲	+9.8%	+225
	Misdemeanor	M	410	▼	-18.0%	-90
	Capias	CA	9	▼	-10.0%	-1
	Show Cause	SC	8	▼	-11.1%	-1
	Felony	F	5	▲	+25.0%	+1
	Civil Violation	CV	3	▲	+200.0%	+2
	Restricted Operators License	RL	1	▼	-50.0%	-1
	Total			2,963	▲	4.8%
Civil	Warrant in Debt	WD	195	▲	+24.2%	+38
	Garnishment	GA	91	▼	-11.7%	-12
	Other	OT	29	▼	-25.6%	-10
	Unlawful Detainer	UD	24	▲	+4.3%	+1
	Preliminary Protective Order	PP	21	▼	-34.4%	-11
	Protective Order	PO	19	▼	-5.0%	-1
	Admin License	AL	8	▼	-74.2%	-23
	Detinue	DT	4	▲	+100.0%	+2
	Abstract	AJ	3	▼	-40.0%	-2
	Bond Forfeiture	BF	3	▲	+200.0%	+2
	Impoundment	IM	3	▲	+200.0%	+2
	Interrogatory	IN	1	↔		-
	Overweight	OC	1	↔		-
	Counter Claim	CC	0	▼	-100.0%	-1
	Motion for Judgment	MJ	0	▼	-100.0%	-4
	Petition-Restore Arms	PR	0	▼	-100.0%	-1
	Show Cause	SC	0	▼	-100.0%	-1
Total			402	▼	-5.0%	-21
Civil Commitments	Temporary Detention Order	TD	42	▲	+23.5%	+8
	Emergency Custody Order	EC	23	▲	+21.1%	+4
	Total			65	▲	22.6%
GRAND TOTAL			3,811	▲	1.7%	+65

Filings by Major Case Category**

Category	Summary	Change	% Change	Absolute Change
Felony	97	▲	-9.3%	-10
Garnishment	92	▼	-11.5%	-12
General Civil	199	▼	+20.6%	+34
Infraction/Civil Violation	2,538	▲	+9.8%	+227
Landlord /Tenant	24	▲	+4.3%	+1
Misdemeanor	634	▼	-21.0%	-169
Other	187	▲	+3.3%	+6
Protective Orders	40	▼	-23.1%	-12

* Compared to same time period as previous year

** Case Type Categories are defined in the 2017 Virginia Judicial Workload Assessment



Source: SCV-SQL-Information

CPSS - GCMS CASELOAD STATISTICS OF THE GENERAL DISTRICT COURTS
January 2024 thru September 2024 Filings (Compared to January 2023 thru September 2023)

<i>GRAND TOTAL</i>	3,811	▲	1.7%	+65
---------------------------	--------------	---	------	-----

* Compared to same time period as previous year

** Case Type Categories are defined in the 2017 Virginia Judicial Workload Assessment
Source: SCV-SQL-Information

2024 Overall GRAND TOTAL		Distribution of Caseload			Change*		Percentage (%) of Caseload		
7,572	+1,284	Criminal	905	12%	-6.3% ▼	-61	Criminal	2023	2024
		Traffic	5,381	71%	27.6% ▲	+1,163	Traffic	15.4%	12.0%
		Civil	1,003	13%	16.0% ▲	+138	Civil	67.1%	71.1%
		Civil Commitments	283	4%	18.4% ▲	+44	Civil Commitments	13.8%	13.2%
		GRAND TOTAL	7,572	100%	20.4% ▲	+1,284	GRAND TOTAL	3.8%	3.7%
							GRAND TOTAL	100%	100%

Filings by Division & Code

Division	Case Type Description	Code	Summary	Change	% Change	Absolute Change
Criminal	Misdemeanor	M	462	▼	-13.0%	-69
	Felony	F	361	▲	+4.0%	+14
	Capias	CA	50	▼	-5.7%	-3
	Civil Violation	CV	17	▲	+30.8%	+4
	Show Cause	SC	15	▼	-31.8%	-7
	Total			905	▼	-6.3%
Traffic	Infraction	I	4,455	▲	+29.5%	+1,014
	Misdemeanor	M	833	▲	+17.3%	+123
	Capias	CA	66	▲	+17.9%	+10
	Show Cause	SC	18	▲	+260.0%	+13
	Civil Violation	CV	5	▲	+66.7%	+2
	Felony	F	4	▲	+33.3%	+1
	Total			5,381	▲	27.6%
Civil	Warrant in Debt	WD	431	▲	+53.4%	+150
	Garnishment	GA	211	↔		-
	Unlawful Detainer	UD	145	▼	-1.4%	-2
	Other	OT	72	▼	+5.9%	+4
	Detinue	DT	37	▼	-32.7%	-18
	Preliminary Protective Order	PP	30	▼	-6.3%	-2
	Protective Order	PO	30	▲	+20.0%	+5
	Admin License	AL	25	▼	-13.8%	-4
	Show Cause	SC	7	▲	+133.3%	+4
	Interrogatory	IN	6	▲	+100.0%	+3
	Overweight	OC	3	▲	-	+3
	Petition-Restore Arms	PR	2	▲	+100.0%	+1
	Abstract	AJ	1	▼	-50.0%	-1
	Bond Forfeiture	BF	1	▲	-	+1
	Counter Claim	CC	1	↔		-
	Tenants Assertion	TA	1	↔		-
	Capias	CA	0	▼	-100.0%	-2
	Impoundment	IM	0	▼	-100.0%	-4
Total			1,003	▲	16.0%	+138
Civil Commitments	Mental Commitment	MC	91	▲	+2.2%	+2
	Other	OT	70	▲	+45.8%	+22
	Temporary Detention Order	TD	70	▲	+14.8%	+9
	Emergency Custody Order	EC	47	▲	+17.5%	+7
	Medical Emergency Temporary Detention Order	MT	5	▲	+400.0%	+4
	Total			283	▲	18.4%
GRAND TOTAL			7,572	▲	20.4%	+1,284

Filings by Major Case Category**

Category	Summary	Change	% Change	Absolute Change
Felony	365	▲	+4.3%	+15
Garnishment	217	▲	+1.4%	+3
General Civil	470	▲	+37.8%	+129
Infraction/Civil Violation	4,480	▲	+29.6%	+1,023
Involuntary Civil Commitments	70	▲	+45.8%	+22
Landlord /Tenant	146	▼	-1.4%	-2

* Compared to same time period as previous year

** Case Type Categories are defined in the 2017 Virginia Judicial Workload Assessment



CPSS - GCMS CASELOAD STATISTICS OF THE GENERAL DISTRICT COURTS
 January 2024 thru September 2024 Filings (Compared to January 2023 thru September 2023)

Alleghany
 District: 25 FIPS: 005

Misdemeanor	1,295	▲	+4.4%	+54
Other	469	▲	+8.6%	+37
Protective Orders	60	▲	+5.3%	+3
GRAND TOTAL	7,572	▲	20.4%	+1,284

* Compared to same time period as previous year

** Case Type Categories are defined in the 2017 Virginia Judicial Workload Assessment
 Source: SCV-SQL-Information

2024 Overall GRAND TOTAL		Distribution of Caseload			Change*		Percentage (%) of Caseload		
16,251	+3,640	Criminal	1,914	12%	13.8% ▲	+232	Criminal	2023	2024
		Traffic	11,798	73%	36.7% ▲	+3,166	Traffic	13.3%	11.8%
		Civil	1,964	12%	17.4% ▲	+291	Civil	68.4%	72.6%
		Civil Commitments	575	4%	-7.9% ▼	-49	Civil	13.3%	12.1%
		GRAND TOTAL	16,251	100%	28.9% ▲	+3,640	Civil Commitments	4.9%	3.5%
							GRAND TOTAL	100%	100%

Filings by Division & Code

Division	Case Type Description	Code	Summary	Change	% Change	Absolute Change
Criminal	Misdemeanor	M	988	▲	+27.8%	+215
	Felony	F	529	▲	+4.5%	+23
	Capias	CA	205	▼	-6.0%	-13
	Show Cause	SC	126	▼	-3.8%	-5
	Civil Violation	CV	66	▲	+22.2%	+12
	Total			1,914	▲	13.8%
Traffic	Infraction	I	9,954	▲	+39.4%	+2,811
	Misdemeanor	M	1,711	▲	+24.7%	+339
	Capias	CA	71	▲	+22.4%	+13
	Show Cause	SC	28	▼	-17.6%	-6
	Felony	F	20	↔	-	-
	Other	O	10	▲	-	+10
	Civil Violation	CV	4	▼	-20.0%	-1
	Total			11,798	▲	36.7%
Civil	Warrant in Debt	WD	835	▲	+20.3%	+141
	Garnishment	GA	395	▲	+5.3%	+20
	Unlawful Detainer	UD	347	▲	+29.5%	+79
	Other	OT	122	▼	+20.8%	+21
	Admin License	AL	82	▲	+90.7%	+39
	Preliminary Protective Order	PP	58	▼	-7.9%	-5
	Detinue	DT	31	▲	+63.2%	+12
	Protective Order	PO	19	▼	-17.4%	-4
	Abstract	AJ	17	▼	-19.0%	-4
	Interrogatory	IN	17	▼	-15.0%	-3
	Show Cause	SC	14	▲	+27.3%	+3
	Impoundment	IM	8	▼	-55.6%	-10
	Motion for Judgment	MJ	6	▲	+20.0%	+1
	Petition-Restore Arms	PR	6	▲	+20.0%	+1
	Counter Claim	CC	4	▲	+100.0%	+2
	Bond Forfeiture	BF	1	▲	-	+1
	Detinue Seizure	DZ	1	▲	-	+1
	Tenants Assertion	TA	1	▼	-50.0%	-1
	Capias	CA	0	▼	-100.0%	-2
	Overweight	OC	0	▼	-100.0%	-1
Total			1,964	▲	17.4%	+291
Civil Commitments	Mental Commitment	MC	243	▼	-12.0%	-33
	Temporary Detention Order	TD	152	▲	+3.4%	+5
	Emergency Custody Order	EC	129	▼	-3.0%	-4
	Petition	PT	23	↔	-	-
	Other	OT	21	▼	-51.2%	-22
	Medical Emergency Temporary Detention Order	MT	5	▲	+150.0%	+3
	Medical Emergency Custody Order	ME	2	▲	-	+2
Total			575	▼	-7.9%	-49
GRAND TOTAL			16,251	▲	28.9%	+3,640

* Compared to same time period as previous year



** Case Type Categories are defined in the 2017 Virginia Judicial Workload Assessment

Filings by Major Case Category**

Category	Summary	Change	% Change	Absolute Change
Felony	549	▲	+4.4%	+23
Garnishment	412	▼	+4.3%	+17
General Civil	885	▲	+19.9%	+147
Infraction/Civil Violation	10,034	▲	+39.3%	+2,831
Involuntary Civil Commitments	44	▼	-33.3%	-22
Landlord /Tenant	348	▼	+28.9%	+78
Misdemeanor	2,699	▲	+25.8%	+554
Other	1,203	▲	+1.8%	+21
Protective Orders	77	▼	-10.5%	-9
GRAND TOTAL	16,251	▲	28.9%	+3,640

* Compared to same time period as previous year

** Case Type Categories are defined in the 2017 Virginia Judicial Workload Assessment
 Source: SCV-SQL-Information

2024 Overall GRAND TOTAL		Distribution of Caseload			Change*		Percentage (%) of Caseload		
2,246	+3	Criminal	184	8%	2.2% ▲	+4	Criminal	2023 8.0%	2024 8.2%
2024 		Traffic	1,941	86%	-1.6% ▼	-31	Traffic	87.9%	86.4%
2023 		Civil	113	5%	59.2% ▲	+42	Civil	3.2%	5.0%
		Civil Commitments	8	0%	-60.0% ▼	-12	Civil Commitments	0.9%	0.4%
		GRAND TOTAL	2,246	100%	0.1% ▲	+3	GRAND TOTAL	100%	100%

Filings by Division & Code



Division	Case Type Description	Code	Summary	Change	% Change	Absolute Change
Criminal	Misdemeanor	M	163	▲	+7.9%	+12
	Felony	F	11	▼	-15.4%	-2
	Civil Violation	CV	7	▲	+133.3%	+4
	Capias	CA	2	▼	-60.0%	-3
	Show Cause	SC	1	▼	-87.5%	-7
	Total			184	▲	2.2%
Traffic	Infraction	I	1,775	▼	-2.0%	-36
	Misdemeanor	M	161	▲	+1.3%	+2
	Capias	CA	2	▲	+100.0%	+1
	Show Cause	SC	2	▲	+100.0%	+1
	Other	O	1	▲	-	+1
	Total			1,941	▼	-1.6%
Civil	Warrant in Debt	WD	54	▲	+116.0%	+29
	Garnishment	GA	17	▼	-5.6%	-1
	Other	OT	10	▲	-	-
	Admin License	AL	5	↔	-	-
	Protective Order	PO	5	▲	+400.0%	+4
	Unlawful Detainer	UD	5	▲	+25.0%	+1
	Preliminary Protective Order	PP	4	▲	+33.3%	+1
	Detinue	DT	3	▲	+200.0%	+2
	Impoundment	IM	3	↔	-	-
	Interrogatory	IN	2	▲	-	+2
	Show Cause	SC	2	▲	-	+2
	Capias	CA	1	▲	-	+1
	Counter Claim	CC	1	▲	-	+1
	Petition-Restore Arms	PR	1	▲	-	+1
	Overweight	OC	0	▼	-100.0%	-1
	Total			113	▲	59.2%
Civil Commitments	Emergency Custody Order	EC	5	▼	-50.0%	-5
	Temporary Detention Order	TD	3	▼	-70.0%	-7
	Total			8	▼	-60.0%
GRAND TOTAL			2,246	▲	0.1%	+3

Filings by Major Case Category**

Category	Summary	Change	% Change	Absolute Change
Felony	11	▼	-15.4%	-2
Garnishment	19	▲	+5.6%	+1
General Civil	62	▲	+113.8%	+33
Infraction/Civil Violation	1,783	▲	-1.8%	-32
Landlord /Tenant	5	▲	+25.0%	+1
Misdemeanor	324	▲	+4.5%	+14
Other	33	▲	-34.0%	-17
Protective Orders	9	▲	+125.0%	+5
GRAND TOTAL	2,246	▲	0.1%	+3

* Compared to same time period as previous year

** Case Type Categories are defined in the 2017 Virginia Judicial Workload Assessment
 Source: SCV-SQL-Information

2024 Overall GRAND TOTAL		Distribution of Caseload			Change*		Percentage (%) of Caseload		
10,351	-1,079	Criminal	862	8%	2.9% ▲	+24	Criminal	2023 7.3%	2024 8.3%
		Traffic	8,495	82%	-13.1% ▼	-1,279	Traffic	85.5%	82.1%
		Civil	934	9%	19.6% ▲	+153	Civil	6.8%	9.0%
		Civil Commitments	60	1%	62.2% ▲	+23	Civil Commitments	0.3%	0.6%
		GRAND TOTAL	10,351	100%	-9.4% ▼	-1,079	GRAND TOTAL	100%	100%

Filings by Division & Code

Division	Case Type Description	Code	Summary	Change	% Change	Absolute Change
Criminal	Misdemeanor	M	600	▲	+10.9%	+59
	Felony	F	142	▼	-19.3%	-34
	Civil Violation	CV	41	▲	+13.9%	+5
	Show Cause	SC	40	▲	+33.3%	+10
	Capias	CA	37	▼	-31.5%	-17
	Motion	MO	1	▲	-	+1
	Restricted Operators License	RL	1	↔	-	-
	Total			862	▲	2.9%
Traffic	Infraction	I	7,150	▼	-13.7%	-1,135
	Misdemeanor	M	1,283	▼	-10.2%	-145
	Show Cause	SC	35	▼	-5.4%	-2
	Capias	CA	21	▲	+133.3%	+12
	Felony	F	5	▼	-58.3%	-7
	Civil Violation	CV	1	↔	-	-
	Restricted Operators License	RL	0	▼	-100.0%	-2
	Total			8,495	▼	-13.1%
Civil	Warrant in Debt	WD	471	▲	+28.7%	+105
	Garnishment	GA	162	▼	-3.0%	-5
	Unlawful Detainer	UD	82	▲	+46.4%	+26
	Admin License	AL	48	▲	+23.1%	+9
	Other	OT	45	▲	+40.6%	+13
	Protective Order	PO	23	▲	+21.1%	+4
	Preliminary Protective Order	PP	22	▲	+37.5%	+6
	Overweight	OC	18	▼	-51.4%	-19
	Impoundment	IM	17	▲	+41.7%	+5
	Interrogatory	IN	15	▲	+25.0%	+3
	Show Cause	SC	9	▲	-	+9
	Bond Forfeiture	BF	7	▲	+600.0%	+6
	Motor Carrier	MC	5	▲	+150.0%	+3
	Detinue	DT	4	▼	-42.9%	-3
	Counter Claim	CC	2	▲	-	+2
	Tenants Assertion	TA	2	▼	-33.3%	-1
	Abstract	AJ	1	▼	-90.9%	-10
	Petition to Require Blood Test	BT	1	▲	-	+1
Petition-Restore Arms	PR	0	▼	-100.0%	-1	
Total			934	▲	19.6%	+153
Civil Commitments	Temporary Detention Order	TD	39	▲	+116.7%	+21
	Emergency Custody Order	EC	20	▲	+53.8%	+7
	Mental Commitment	MC	1	▼	-83.3%	-5
Total			60	▲	62.2%	+23
GRAND TOTAL			10,351	▼	-9.4%	-1,079

Filings by Major Case Category**

Category	Summary	Change	% Change	Absolute Change
Felony	147	▼	-21.8%	-41
Garnishment	177	▲	-1.1%	-2
General Civil	483	▼	+27.4%	+104
Infraction/Civil Violation	7,215	▲	-13.7%	-1,146

* Compared to same time period as previous year



** Case Type Categories are defined in the 2017 Virginia Judicial Workload Assessment

CPSS - GCMS CASELOAD STATISTICS OF THE GENERAL DISTRICT COURTS
 January 2024 thru September 2024 Filings (Compared to January 2023 thru September 2023)

Landlord /Tenant	84	▲	+42.4%	+25
Misdemeanor	1,884	▼	-4.5%	-88
Other	316	▲	+23.0%	+59
Protective Orders	45	▲	+28.6%	+10
GRAND TOTAL	10,351	▼	-9.4%	-1,079

* Compared to same time period as previous year

** Case Type Categories are defined in the 2017 Virginia Judicial Workload Assessment
 Source: SCV-SQL-Information

2024 Overall GRAND TOTAL		Distribution of Caseload		Change*		Percentage (%) of Caseload			
1,047	-539	Criminal	205	20%	-22.1% ▼	-58	Criminal	2023 16.6%	2024 19.6%
		Traffic	569	54%	-47.2% ▼	-509	Traffic	68.0%	54.3%
2024	2023	Civil	261	25%	18.1% ▲	+40	Civil	13.9%	24.9%
		Civil Commitments	12	1%	-50.0% ▼	-12	Civil Commitments	1.5%	1.1%
		GRAND TOTAL	1,047	100%	-34.0% ▼	-539	GRAND TOTAL	100%	100%

Filings by Division & Code


Division	Case Type Description	Code	Summary	Change	% Change	Absolute Change
Criminal	Misdemeanor	M	137	▲	+3.0%	+4
	Felony	F	37	▼	-60.2%	-56
	Show Cause	SC	16	▲	+45.5%	+5
	Capias	CA	10	▼	-52.4%	-11
	Civil Violation	CV	5	↔		-
	Total			205	▼	-22.1%
Traffic	Infraction	I	416	▼	-50.5%	-424
	Misdemeanor	M	116	▼	-39.6%	-76
	Capias	CA	28	▼	-33.3%	-14
	Show Cause	SC	6	▲	-	+6
	Felony	F	3	▼	-25.0%	-1
	Total			569	▼	-47.2%
Civil	Warrant in Debt	WD	101	▲	+90.6%	+48
	Garnishment	GA	58	▼	-17.1%	-12
	Unlawful Detainer	UD	52	▼	-11.9%	-7
	Other	OT	18	↔		-
	Admin License	AL	12	▲	+20.0%	+2
	Preliminary Protective Order	PP	6	↔		-
	Protective Order	PO	5	▲	+150.0%	+3
	Impoundment	IM	2	▲	-	+2
	Show Cause	SC	2	▲	+100.0%	+1
	Abstract	AJ	1	▲	-	+1
	Bond Forfeiture	BF	1	↔		-
	Capias	CA	1	▲	-	+1
	Detinue	DT	1	▲	-	+1
	Interrogatory	IN	1	▲	-	+1
	Tenants Assertion	TA	0	▼	-100.0%	-1
Total			261	▲	18.1%	+40
Civil Commitments	Temporary Detention Order	TD	9	▼	-50.0%	-9
	Emergency Custody Order	EC	3	▼	-50.0%	-3
	Total			12	▼	-50.0%
GRAND TOTAL			1,047	▼	-34.0%	-539

Filings by Major Case Category**

Category	Summary	Change	% Change	Absolute Change
Felony	40	▼	-58.8%	-57
Garnishment	59	▲	-15.7%	-11
General Civil	102	▲	+92.5%	+49
Infraction/Civil Violation	421	▼	-50.2%	-424
Landlord /Tenant	52	▼	-13.3%	-8
Misdemeanor	253	▼	-22.2%	-72
Other	109	▲	-14.8%	-19
Protective Orders	11	▲	+37.5%	+3
GRAND TOTAL	1,047	▼	-34.0%	-539

* Compared to same time period as previous year

** Case Type Categories are defined in the 2017 Virginia Judicial Workload Assessment
 Source: SCV-SQL-Information

2024 Overall GRAND TOTAL		Distribution of Caseload			Change*		Percentage (%) of Caseload		
722 +125 	Criminal	106	15%	7.1% ▲	+7	Criminal	2023	2024	
	Traffic	487	67%	25.5% ▲	+99	Traffic	16.6%	14.7%	
	Civil	125	17%	16.8% ▲	+18	Civil	65.0%	67.5%	
	Civil Commitments	4	1%	33.3% ▲	+1	Civil Commitments	17.9%	17.3%	
	GRAND TOTAL	722	100%	20.9% ▲	+125	GRAND TOTAL	0.5%	0.6%	
						GRAND TOTAL	100%	100%	

Filings by Division & Code

Division	Case Type Description	Code	Summary	Change	% Change	Absolute Change
Criminal	Misdemeanor	M	67	▼	-1.5%	-1
	Felony	F	29	▲	+107.1%	+15
	Show Cause	SC	7	▼	-12.5%	-1
	Civil Violation	CV	2	↔	-	-
	Capias	CA	1	▼	-85.7%	-6
	Total			106	▲	7.1%
Traffic	Infraction	I	424	▲	+32.9%	+105
	Misdemeanor	M	57	▼	-6.6%	-4
	Show Cause	SC	4	▲	+300.0%	+3
	Capias	CA	2	▼	-60.0%	-3
	Restricted Operators License	RL	0	▼	-100.0%	-2
	Total			487	▲	25.5%
Civil	Warrant in Debt	WD	59	▲	+15.7%	+8
	Garnishment	GA	21	▲	+40.0%	+6
	Unlawful Detainer	UD	18	▲	+12.5%	+2
	Other	OT	6	▼	-25.0%	-2
	Admin License	AL	5	▼	-28.6%	-2
	Interrogatory	IN	4	▲	-	+4
	Detinue	DT	3	▲	-	+3
	Preliminary Protective Order	PP	3	▲	+200.0%	+2
	Protective Order	PO	3	▲	-	+3
	Impoundment	IM	2	▼	-33.3%	-1
	Tenants Assertion	TA	1	▼	-83.3%	-5
	Total			125	▲	16.8%
Civil Commitments	Emergency Custody Order	EC	2	▲	+100.0%	+1
	Temporary Detention Order	TD	2	↔	-	-
	Total		4	▲	33.3%	+1
GRAND TOTAL			722	▲	20.9%	+125

Filings by Major Case Category**

Category	Summary	Change	% Change	Absolute Change
Felony	29	▲	+107.1%	+15
Garnishment	25	▲	+66.7%	+10
General Civil	63	▲	+21.2%	+11
Infraction/Civil Violation	426	▲	+32.7%	+105
Landlord /Tenant	19	▼	-13.6%	-3
Misdemeanor	124	▼	-5.3%	-7
Other	30	▲	-26.8%	-11
Protective Orders	6	▲	+500.0%	+5
GRAND TOTAL	722	▲	20.9%	+125

* Compared to same time period as previous year

** Case Type Categories are defined in the 2017 Virginia Judicial Workload Assessment
 Source: SCV-SQL-Information

2024 Overall GRAND TOTAL		Distribution of Caseload			Change*		Percentage (%) of Caseload		
613	-46	Criminal	43	7%	13.2% ▲	+5	Criminal	2023	2024
2024		Traffic	516	84%	-10.1% ▼	-58	Traffic	5.8%	7.0%
2023		Civil	53	9%	20.5% ▲	+9	Civil	87.1%	84.2%
		Civil Commitments	1	0%	-66.7% ▼	-2	Civil Commitments	6.7%	8.6%
		GRAND TOTAL	613	100%	-7.0% ▼	-46	GRAND TOTAL	0.5%	0.2%
							GRAND TOTAL	100%	100%

Filings by Division & Code

Division	Case Type Description	Code	Summary	Change	% Change	Absolute Change
Criminal	Misdemeanor	M	36	▲	+24.1%	+7
	Felony	F	3	↔		-
	Capias	CA	2	▲	-	+2
	Civil Violation	CV	1	▼	-50.0%	-1
	Show Cause	SC	1	▼	-75.0%	-3
	Total			43	▲	13.2%
Traffic	Infraction	I	468	▼	-10.5%	-55
	Misdemeanor	M	46	▼	-4.2%	-2
	Capias	CA	2	▲	+100.0%	+1
	Felony	F	0	▼	-100.0%	-1
	Restricted Operators License	RL	0	▼	-100.0%	-1
	Total			516	▼	-10.1%
Civil	Warrant in Debt	WD	35	▲	+25.0%	+7
	Garnishment	GA	7	▼	-30.0%	-3
	Unlawful Detainer	UD	6	▲	+200.0%	+4
	Abstract	AJ	1	▲	-	+1
	Admin License	AL	1	▲	-	+1
	Other	OT	1	↔		-
	Protective Order	PO	1	↔		-
	Show Cause	SC	1	▲	-	+1
	Detinue	DT	0	▼	-100.0%	-1
	Preliminary Protective Order	PP	0	▼	-100.0%	-1
	Total			53	▲	20.5%
Civil Commitments	Temporary Detention Order	TD	1	▼	-50.0%	-1
	Emergency Custody Order	EC	0	▼	-100.0%	-1
	Total			1	▼	-66.7%
GRAND TOTAL			613	▼	-7.0%	-46



Filings by Major Case Category**

Category	Summary	Change	% Change	Absolute Change	
Felony	3	▼	-25.0%	-1	
Garnishment	7	▼	-30.0%	-3	
General Civil	35	▼	+20.7%	+6	
Infraction/Civil Violation	469	▼	-10.7%	-56	
Landlord /Tenant	6	▲	+200.0%	+4	
Misdemeanor	82	▼	+5.1%	+4	
Other	10	▲	+11.1%	+1	
Protective Orders	1	▼	-50.0%	-1	
GRAND TOTAL		613	▼	-7.0%	-46

* Compared to same time period as previous year

** Case Type Categories are defined in the 2017 Virginia Judicial Workload Assessment

Source: SCV-SQL-Information

2024 Overall GRAND TOTAL		Distribution of Caseload			Change*		Percentage (%) of Caseload		
7,753	-227	Criminal	1,117	14%	12.3% ▲	+122	Criminal	2023: 12.5%	2024: 14.4%
		Traffic	5,591	72%	-6.9% ▼	-417	Traffic	75.3%	72.1%
		Civil	972	13%	8.2% ▲	+74	Civil	11.3%	12.5%
		Civil Commitments	73	1%	-7.6% ▼	-6	Civil Commitments	1.0%	0.9%
		GRAND TOTAL	7,753	100%	-2.8% ▼	-227	GRAND TOTAL	100%	100%

Filings by Division & Code

Division	Case Type Description	Code	Summary	Change	% Change	Absolute Change
Criminal	Misdemeanor	M	689	▲	+23.3%	+130
	Felony	F	274	▼	-6.5%	-19
	Capias	CA	107	▲	+23.0%	+20
	Show Cause	SC	31	↔		-
	Civil Violation	CV	16	▼	-30.4%	-7
	Motion	MO	0	▼	-100.0%	-2
	Total			1,117	▲	12.3%
Traffic	Infraction	I	4,340	▲	+4.0%	+167
	Misdemeanor	M	1,199	▼	-31.4%	-548
	Capias	CA	27	▼	-48.1%	-25
	Felony	F	14	▼	-17.6%	-3
	Show Cause	SC	8	▼	-55.6%	-10
	Civil Violation	CV	3	▲	-	+3
	Other	O	0	▼	-100.0%	-1
Total			5,591	▼	-6.9%	-417
Civil	Warrant in Debt	WD	404	▲	+17.4%	+60
	Garnishment	GA	230	▼	-1.7%	-4
	Unlawful Detainer	UD	90	▼	-18.2%	-20
	Other	OT	69	▲	+56.8%	+25
	Detinue	DT	57	▼	-24.0%	-18
	Preliminary Protective Order	PP	33	▲	+57.1%	+12
	Admin License	AL	26	▲	+44.4%	+8
	Protective Order	PO	18	↔		-
	Show Cause	SC	15	▲	+87.5%	+7
	Impoundment	IM	7	▲	+600.0%	+6
	Abstract	AJ	5	▲	+66.7%	+2
	Counter Claim	CC	3	▲	-	+3
	Interrogatory	IN	3	▼	-57.1%	-4
	Overweight	OC	3	▼	-25.0%	-1
	Petition-Restore Arms	PR	3	▲	-	+3
	Tenants Assertion	TA	2	▲	+100.0%	+1
	Zoning Violation	ZO	2	↔		-
	Bond Forfeiture	BF	1	▼	-83.3%	-5
	Capias	CA	1	▲	-	+1
Motion for Judgment	MJ	0	▼	-100.0%	-2	
Total			972	▲	8.2%	+74
Civil Commitments	Temporary Detention Order	TD	48	▼	-5.9%	-3
	Emergency Custody Order	EC	25	▼	-10.7%	-3
Total			73	▼	-7.6%	-6
GRAND TOTAL			7,753	▼	-2.8%	-227

Filings by Major Case Category**

Category	Summary	Change	% Change	Absolute Change
Felony	288	▼	-7.1%	-22
Garnishment	233	▼	-3.3%	-8
General Civil	465	▲	+10.2%	+43
Infraction/Civil Violation	4,362	▲	+3.8%	+161
Landlord /Tenant	92	▲	-17.1%	-19

* Compared to same time period as previous year



** Case Type Categories are defined in the 2017 Virginia Judicial Workload Assessment

CPSS - GCMS CASELOAD STATISTICS OF THE GENERAL DISTRICT COURTS
 January 2024 thru September 2024 Filings (Compared to January 2023 thru September 2023)

Misdemeanor	1,890	▼	-18.1%	-418
Other	372	▲	+6.9%	+24
Protective Orders	51	▲	+30.8%	+12
GRAND TOTAL	7,753	▼	-2.8%	-227

* Compared to same time period as previous year

** Case Type Categories are defined in the 2017 Virginia Judicial Workload Assessment
 Source: SCV-SQL-Information

2024 Overall GRAND TOTAL		Distribution of Caseload			Change*		Percentage (%) of Caseload		
6,726	-12	Criminal	1,097	16%	-6.1% ▼	-71	Criminal	2023	2024
		Traffic	2,993	44%	-8.9% ▼	-292	Traffic	17.3%	16.3%
2024 		Civil	1,369	20%	24.3% ▲	+268	Civil	48.8%	44.5%
2023 		Civil Commitments	1,267	19%	7.0% ▲	+83	Civil Commitments	16.3%	20.4%
		GRAND TOTAL	6,726	100%	-0.2% ▼	-12	GRAND TOTAL	17.6%	18.8%
							GRAND TOTAL	100%	100%

Filings by Division & Code

Division	Case Type Description	Code	Summary	Change	% Change	Absolute Change
Criminal	Misdemeanor	M	580	▲	+3.6%	+20
	Felony	F	280	▼	-28.2%	-110
	Capias	CA	133	▼	-1.5%	-2
	Show Cause	SC	55	▲	+34.1%	+14
	Civil Violation	CV	45	▲	+50.0%	+15
	Motion	MO	2	▼	-81.8%	-9
	Restricted Operators License	RL	2	▲	+100.0%	+1
	Total			1,097	▼	-6.1%
Traffic	Infraction	I	2,450	▼	-5.8%	-151
	Misdemeanor	M	401	▼	-16.5%	-79
	Capias	CA	88	▼	-33.8%	-45
	Other	O	25	▼	-44.4%	-20
	Show Cause	SC	20	▲	+81.8%	+9
	Felony	F	6	▼	-33.3%	-3
	Restricted Operators License	RL	2	▲	+100.0%	+1
	Motion	MO	1	▼	-50.0%	-1
	Civil Violation	CV	0	▼	-100.0%	-3
Total			2,993	▼	-8.9%	-292
Civil	Warrant in Debt	WD	572	▲	+71.8%	+239
	Garnishment	GA	321	▼	-3.6%	-12
	Unlawful Detainer	UD	215	▲	+13.8%	+26
	Other	OT	60	▲	+57.9%	+22
	Preliminary Protective Order	PP	45	▲	+114.3%	+24
	Protective Order	PO	35	▲	+75.0%	+15
	Detinue	DT	32	▲	+3.2%	+1
	Admin License	AL	21	▲	+10.5%	+2
	Show Cause	SC	20	▼	-25.9%	-7
	Interrogatory	IN	19	▼	-60.4%	-29
	Abstract	AJ	10	▼	-54.5%	-12
	Impoundment	IM	6	▲	+50.0%	+2
	Motion for Judgment	MJ	4	▼	-20.0%	-1
	Counter Claim	CC	3	▲	+200.0%	+2
	Petition-Restore Arms	PR	3	▲	+200.0%	+2
	Tenants Assertion	TA	2	▲	-	+2
	Capias	CA	1	▼	-85.7%	-6
	Bond Forfeiture	BF	0	▼	-100.0%	-1
	Cross Claim	CR	0	▼	-100.0%	-1
Total			1,369	▲	24.3%	+268
Civil Commitments	Mental Commitment	MC	803	▲	+13.3%	+94
	Other	OT	276	▲	+7.4%	+19
	Temporary Detention Order	TD	101	▼	-20.5%	-26
	Emergency Custody Order	EC	53	▼	-19.7%	-13
	Petition	PT	34	▲	+36.0%	+9
Total			1,267	▲	7.0%	+83
GRAND TOTAL			6,726	▼	-0.2%	-12

* Compared to same time period as previous year



** Case Type Categories are defined in the 2017 Virginia Judicial Workload Assessment

Filings by Major Case Category**

Category	Summary	Change	% Change	Absolute Change
Felony	286	▼	-28.3%	-113
Garnishment	340	▼	-10.8%	-41
General Civil	615	▲	+65.8%	+244
Infraction/Civil Violation	2,520	▼	-5.9%	-159
Involuntary Civil Commitments	310	▲	+9.9%	+28
Landlord /Tenant	217	▲	+14.8%	+28
Misdemeanor	985	▲	-5.5%	-57
Other	1,373	▼	+1.4%	+19
Protective Orders	80	▲	+95.1%	+39
GRAND TOTAL	6,726	▼	-0.2%	-12

* Compared to same time period as previous year

** Case Type Categories are defined in the 2017 Virginia Judicial Workload Assessment
 Source: SCV-SQL-Information

2024 Overall GRAND TOTAL		Distribution of Caseload			Change*		Percentage (%) of Caseload		
4,647	+359	Criminal	794	17%	0.6% ▲	+5	Criminal	2023	2024
		Traffic	1,213	26%	32.1% ▲	+295	Traffic	18.4%	17.1%
		Civil	2,524	54%	2.3% ▲	+56	Civil	21.4%	26.1%
		Civil Commitments	116	2%	2.7% ▲	+3	Civil Commitments	57.6%	54.3%
		GRAND TOTAL	4,647	100%	8.4% ▲	+359	GRAND TOTAL	2.6%	2.5%
							GRAND TOTAL	100%	100%

Filings by Division & Code

Division	Case Type Description	Code	Summary	Change	% Change	Absolute Change
Criminal	Misdemeanor	M	432	▲	+14.0%	+53
	Felony	F	227	▼	-7.7%	-19
	Capias	CA	92	▼	-30.8%	-41
	Show Cause	SC	36	▲	+50.0%	+12
	Civil Violation	CV	7	↔		-
	Total			794	▲	0.6%
Traffic	Infraction	I	775	▲	+40.4%	+223
	Misdemeanor	M	328	▲	+22.8%	+61
	Capias	CA	68	▲	+74.4%	+29
	Show Cause	SC	23	▼	-30.3%	-10
	Civil Violation	CV	8	▲	+14.3%	+1
	Felony	F	8	▼	-27.3%	-3
	Restricted Operators License	RL	3	▼	-66.7%	-6
	Total			1,213	▲	32.1%
Civil	Warrant in Debt	WD	1,415	▲	+1.8%	+25
	Garnishment	GA	471	▲	+22.0%	+85
	Unlawful Detainer	UD	288	▼	-5.9%	-18
	Detinue	DT	129	▼	-7.9%	-11
	Other	OT	64	▲	-19.0%	-15
	Preliminary Protective Order	PP	43	▼	-18.9%	-10
	Show Cause	SC	24	↔		-
	Admin License	AL	23	▲	+15.0%	+3
	Abstract	AJ	15	▲	+66.7%	+6
	Interrogatory	IN	15	▼	-48.3%	-14
	Protective Order	PO	15	↔		-
	Motion for Judgment	MJ	6	↔		-
	Impoundment	IM	5	↔		-
	Capias	CA	4	▲	+300.0%	+3
	Detinue Seizure	DZ	4	▲	-	+4
	Counter Claim	CC	2	↔		-
	Tenants Assertion	TA	1	▼	-50.0%	-1
	Petition-Restore Arms	PR	0	▼	-100.0%	-1
Total			2,524	▲	2.3%	+56
Civil Commitments	Temporary Detention Order	TD	81	▼	-3.6%	-3
	Emergency Custody Order	EC	35	▲	+20.7%	+6
	Total			116	▲	2.7%
GRAND TOTAL			4,647	▲	8.4%	+359

Filings by Major Case Category**

Category	Summary	Change	% Change	Absolute Change
Felony	235	▼	-8.6%	-22
Garnishment	486	▼	+17.1%	+71
General Civil	1,557	▲	+1.2%	+18
Infraction/Civil Violation	790	▲	+39.6%	+224
Landlord /Tenant	289	▼	-6.2%	-19
Misdemeanor	763	▼	+16.5%	+108
Other	469	▲	-2.3%	-11

* Compared to same time period as previous year

** Case Type Categories are defined in the 2017 Virginia Judicial Workload Assessment

CPSS - GCMS CASELOAD STATISTICS OF THE GENERAL DISTRICT COURTS
January 2024 thru September 2024 Filings (Compared to January 2023 thru September 2023)

Protective Orders	58	▼	-14.7%	-10
GRAND TOTAL	4,647	▲	8.4%	+359

* Compared to same time period as previous year

** Case Type Categories are defined in the 2017 Virginia Judicial Workload Assessment
Source: SCV-SQL-Information

2024 Overall GRAND TOTAL		Distribution of Caseload			Change*		Percentage (%) of Caseload			
3,203	+124	Criminal	270	8%	-15.4%	▼	-49	Criminal	2023: 10.4%	2024: 8.4%
		Traffic	2,589	81%	3.3%	▲	+82	Traffic	81.4%	80.8%
2024		Civil	335	10%	38.4%	▲	+93	Civil	7.9%	10.5%
2023		Civil Commitments	9	0%	-18.2%	▼	-2	Civil Commitments	0.4%	0.3%
		GRAND TOTAL	3,203	100%	4.0%	▲	+124	GRAND TOTAL	100%	100%

Filings by Division & Code

Division	Case Type Description	Code	Summary	Change	% Change	Absolute Change
Criminal	Misdemeanor	M	169	▼	-23.9%	-53
	Felony	F	38	↔		-
	Show Cause	SC	30	▲	+11.1%	+3
	Civil Violation	CV	15	▲	+7.1%	+1
	Capias	CA	11	↔		-
	Motion	MO	6	▲	+100.0%	+3
	Restricted Operators License	RL	1	▼	-75.0%	-3
	Total			270	▼	-15.4%
Traffic	Infraction	I	2,178	▲	+3.6%	+75
	Misdemeanor	M	396	▼	-0.5%	-2
	Felony	F	6	▲	+100.0%	+3
	Show Cause	SC	5	▲	+400.0%	+4
	Capias	CA	3	▲	+50.0%	+1
	Motion	MO	1	▲	-	+1
	Total			2,589	▲	3.3%
Civil	Warrant in Debt	WD	166	▲	+49.5%	+55
	Garnishment	GA	59	▼	-4.8%	-3
	Admin License	AL	53	▲	+112.0%	+28
	Unlawful Detainer	UD	22	▼	-8.3%	-2
	Other	OT	8	▼	-11.1%	-1
	Impoundment	IM	7	▲	+75.0%	+3
	Preliminary Protective Order	PP	5	▲	+150.0%	+3
	Protective Order	PO	5	▲	-	+5
	Detinue	DT	3	▲	+200.0%	+2
	Bond Forfeiture	BF	2	▲	+100.0%	+1
	Restricted Operators License	RL	2	▲	-	+2
	Abstract	AJ	1	▲	-	+1
	Motion for Judgment	MJ	1	▲	-	+1
	Show Cause	SC	1	↔		-
	Interrogatory	IN	0	▼	-100.0%	-2
Total			335	▲	38.4%	+93
Civil Commitments	Temporary Detention Order	TD	6	▼	-40.0%	-4
	Emergency Custody Order	EC	3	▲	+200.0%	+2
	Total		9	▼	-18.2%	-2
GRAND TOTAL			3,203	▲	4.0%	+124

Filings by Major Case Category**



Category	Summary	Change	% Change	Absolute Change
Felony	44	▲	+7.3%	+3
Garnishment	59	▼	-7.8%	-5
General Civil	173	▲	+50.4%	+58
Infraction/Civil Violation	2,193	▲	+3.6%	+76
Landlord /Tenant	22	▼	-8.3%	-2
Misdemeanor	568	▲	-9.0%	-56
Other	134	▲	+45.7%	+42
Protective Orders	10	▲	+400.0%	+8
GRAND TOTAL	3,203	▲	4.0%	+124

* Compared to same time period as previous year

** Case Type Categories are defined in the 2017 Virginia Judicial Workload Assessment

* Compared to same time period as previous year

** Case Type Categories are defined in the 2017 Virginia Judicial Workload Assessment
Source: SCV-SQL-Information

2024 Overall GRAND TOTAL		Distribution of Caseload			Change*		Percentage (%) of Caseload		
14,115	+1,194	Criminal	2,203	16%	-4.7% ▼	-109	Criminal	2023	2024
		Traffic	8,969	64%	11.4% ▲	+920	Traffic	17.9%	15.6%
		Civil	2,851	20%	15.1% ▲	+375	Civil	62.3%	63.5%
		Civil Commitments	92	1%	9.5% ▲	+8	Civil Commitments	19.2%	20.2%
		GRAND TOTAL	14,115	100%	9.2% ▲	+1,194	GRAND TOTAL	0.7%	0.7%
							GRAND TOTAL	100%	100%

Filings by Division & Code

Division	Case Type Description	Code	Summary	Change	% Change	Absolute Change
Criminal	Misdemeanor	M	1,272	▲	+14.8%	+164
	Felony	F	445	▼	-38.2%	-275
	Show Cause	SC	217	▲	+3.3%	+7
	Capias	CA	208	▼	-0.5%	-1
	Civil Violation	CV	61	▼	-6.2%	-4
	Total			2,203	▼	-4.7%
Traffic	Infraction	I	7,018	▲	+13.6%	+839
	Misdemeanor	M	1,771	▲	+2.8%	+48
	Capias	CA	86	▲	+8.9%	+7
	Show Cause	SC	54	▲	+74.2%	+23
	Felony	F	36	▲	+9.1%	+3
	Civil Violation	CV	3	↔		-
	Other	O	1	↔		-
	Total			8,969	▲	11.4%
Civil	Warrant in Debt	WD	1,321	▲	+37.5%	+360
	Garnishment	GA	817	▲	+13.8%	+99
	Unlawful Detainer	UD	187	▼	-5.6%	-11
	Admin License	AL	119	▼	-22.7%	-35
	Other	OT	78	▲	+44.4%	+24
	Motor Carrier	MC	69	▼	-15.9%	-13
	Overweight	OC	55	▼	-19.1%	-13
	Protective Order	PO	50	▲	+11.1%	+5
	Preliminary Protective Order	PP	46	▲	+15.0%	+6
	Show Cause	SC	33	▼	-8.3%	-3
	Abstract	AJ	19	▼	-45.7%	-16
	Bond Forfeiture	BF	18	↔		-
	Impoundment	IM	15	▼	-67.4%	-31
	Interrogatory	IN	15	▲	+66.7%	+6
	Detinue	DT	5	▼	-16.7%	-1
	Petition-Restore Arms	PR	3	▲	+200.0%	+2
	Tenants Assertion	TA	1	▼	-50.0%	-1
	Capias	CA	0	▼	-100.0%	-1
	Motion for Judgment	MJ	0	▼	-100.0%	-1
	Restricted Operators License	RL	0	▼	-100.0%	-1
Total			2,851	▲	15.1%	+375
Civil Commitments	Temporary Detention Order	TD	62	▲	+5.1%	+3
	Emergency Custody Order	EC	30	▲	+20.0%	+5
	Total		92	▲	9.5%	+8
GRAND TOTAL			14,115	▲	9.2%	+1,194

Filings by Major Case Category**

Category	Summary	Change	% Change	Absolute Change
Felony	481	▼	-36.1%	-272
Garnishment	832	▲	+14.4%	+105
General Civil	1,335	▲	+36.2%	+355
Infraction/Civil Violation	7,207	▼	+12.6%	+809
Landlord /Tenant	188	▼	-6.0%	-12
Misdemeanor	3,043	▼	+7.5%	+211

* Compared to same time period as previous year


** Case Type Categories are defined in the 2017 Virginia Judicial Workload Assessment

CPSS - GCMS CASELOAD STATISTICS OF THE GENERAL DISTRICT COURTS
 January 2024 thru September 2024 Filings (Compared to January 2023 thru September 2023)

Other	933	▼	-1.4%	-13
Protective Orders	96	▲	+12.9%	+11
GRAND TOTAL	14,115	▲	9.2%	+1,194

* Compared to same time period as previous year

** Case Type Categories are defined in the 2017 Virginia Judicial Workload Assessment
 Source: SCV-SQL-Information

2024 Overall GRAND TOTAL		Distribution of Caseload			Change*		Percentage (%) of Caseload		
4,941 +314 	Criminal	619	13%	-27.9% ▼	-239	Criminal	2023: 18.5%	2024: 12.5%	
	Traffic	3,374	68%	22.1% ▲	+610	Traffic	59.7%	68.3%	
	Civil	889	18%	-7.5% ▼	-72	Civil	20.8%	18.0%	
	Civil Commitments	59	1%	34.1% ▲	+15	Civil Commitments	1.0%	1.2%	
	GRAND TOTAL	4,941	100%	6.8% ▲	+314	GRAND TOTAL	100%	100%	

Filings by Division & Code

Division	Case Type Description	Code	Summary	Change	% Change	Absolute Change
Criminal	Misdemeanor	M	286	▼	-33.8%	-146
	Felony	F	223	▼	-24.7%	-73
	Show Cause	SC	58	▲	+1.8%	+1
	Capias	CA	35	▼	-27.1%	-13
	Civil Violation	CV	16	▼	-30.4%	-7
	Motion	MO	1	▲	-	+1
	Restricted Operators License	RL	0	▼	-100.0%	-2
	Total			619	▼	-27.9%
Traffic	Infraction	I	2,757	▲	+33.1%	+685
	Misdemeanor	M	587	▼	-9.3%	-60
	Show Cause	SC	18	▼	-5.3%	-1
	Capias	CA	8	▼	-46.7%	-7
	Felony	F	4	▼	-55.6%	-5
	Restricted Operators License	RL	0	▼	-100.0%	-2
	Total			3,374	▲	22.1%
Civil	Warrant in Debt	WD	370	▲	+0.3%	+1
	Garnishment	GA	290	▲	+10.7%	+28
	Unlawful Detainer	UD	75	▼	-6.3%	-5
	Other	OT	39	▲	-32.8%	-19
	Preliminary Protective Order	PP	26	▲	+44.4%	+8
	Detinue	DT	22	▲	+10.0%	+2
	Protective Order	PO	20	▲	+25.0%	+4
	Admin License	AL	17	▼	-37.0%	-10
	Abstract	AJ	8	▲	+60.0%	+3
	Impoundment	IM	7	▲	+600.0%	+6
	Show Cause	SC	6	▼	-72.7%	-16
	Interrogatory	IN	4	▼	-94.5%	-69
	Counter Claim	CC	3	▲	+50.0%	+1
	Motion for Judgment	MJ	1	↔	-	-
	Petition-Restore Arms	PR	1	▼	-66.7%	-2
	Capias	CA	0	▼	-100.0%	-1
	Restricted Operators License	RL	0	▼	-100.0%	-1
	Tenants Assertion	TA	0	▼	-100.0%	-1
	Third Party Claim	TH	0	▼	-100.0%	-1
Total			889	▼	-7.5%	-72
Civil Commitments	Temporary Detention Order	TD	40	▲	+66.7%	+16
	Emergency Custody Order	EC	19	▼	-5.0%	-1
	Total			59	▲	34.1%
GRAND TOTAL			4,941	▲	6.8%	+314

Filings by Major Case Category**

Category	Summary	Change	% Change	Absolute Change
Felony	227	▼	-25.6%	-78
Garnishment	294	▼	-12.2%	-41
General Civil	397	▲	+0.8%	+3
Infraction/Civil Violation	2,773	▲	+32.4%	+678
Landlord /Tenant	75	▼	-7.4%	-6
Misdemeanor	873	▼	-19.5%	-211

* Compared to same time period as previous year



** Case Type Categories are defined in the 2017 Virginia Judicial Workload Assessment

CPSS - GCMS CASELOAD STATISTICS OF THE GENERAL DISTRICT COURTS
 January 2024 thru September 2024 Filings (Compared to January 2023 thru September 2023)

Other	256	▲	-14.4%	-43
Protective Orders	46	▲	+35.3%	+12
GRAND TOTAL	4,941	▲	6.8%	+314

* Compared to same time period as previous year

** Case Type Categories are defined in the 2017 Virginia Judicial Workload Assessment
 Source: SCV-SQL-Information

2024 Overall GRAND TOTAL		Distribution of Caseload			Change*		Percentage (%) of Caseload			
27,325	-745	Criminal	4,243	16%	-10.6%	▼	-501	Criminal	2023: 16.9%	2024: 15.5%
		Traffic	15,251	56%	-1.1%	▼	-164	Traffic	54.9%	55.8%
2024 		Civil	7,342	27%	-0.6%	▼	-45	Civil	26.3%	26.9%
2023 		Civil Commitments	489	2%	-6.7%	▼	-35	Civil Commitments	1.9%	1.8%
		GRAND TOTAL	27,325	100%	-2.7%	▼	-745	GRAND TOTAL	100%	100%

Filings by Division & Code

Division	Case Type Description	Code	Summary	Change	% Change	Absolute Change
Criminal	Misdemeanor	M	2,378	▼	-1.5%	-36
	Felony	F	1,098	▼	-28.1%	-429
	Capias	CA	370	▼	-7.0%	-28
	Show Cause	SC	269	▼	-10.6%	-32
	Civil Violation	CV	128	▲	+24.3%	+25
	Restricted Operators License	RL	0	▼	-100.0%	-1
	Total			4,243	▼	-10.6%
Traffic	Infraction	I	11,281	▼	-4.1%	-487
	Misdemeanor	M	3,588	▲	+2.5%	+89
	Civil Violation	CV	224	▲	+3,633.3%	+218
	Capias	CA	53	▲	+32.5%	+13
	Felony	F	50	▲	+6.4%	+3
	Show Cause	SC	47	▲	+2.2%	+1
	Restricted Operators License	RL	8	↔		-
	Other	O	0	▼	-100.0%	-1
Total			15,251	▼	-1.1%	-164
Civil	Warrant in Debt	WD	4,153	▲	+8.2%	+316
	Garnishment	GA	995	▼	-8.9%	-97
	Unlawful Detainer	UD	792	▼	-20.6%	-206
	Admin License	AL	243	▲	+32.1%	+59
	Other	OT	194	▲	+9.0%	+16
	Impoundment	IM	187	▲	+45.0%	+58
	Detinue	DT	159	▲	+12.8%	+18
	Preliminary Protective Order	PP	132	▼	-12.6%	-19
	Interrogatory	IN	115	▼	-19.6%	-28
	Protective Order	PO	110	▼	-20.9%	-29
	Bond Forfeiture	BF	106	▼	-4.5%	-5
	Show Cause	SC	87	▼	-42.8%	-65
	Abstract	AJ	37	▼	-58.4%	-52
	Motion for Judgment	MJ	14	▼	-30.0%	-6
	Capias	CA	6	▲	+20.0%	+1
	Overweight	OC	4	▲	+300.0%	+3
	Counter Claim	CC	3	▼	-57.1%	-4
	Tenants Assertion	TA	3	▼	-40.0%	-2
	Petition-Restore Arms	PR	2	▼	-33.3%	-1
	Cross Claim	CR	0	▼	-100.0%	-1
Restricted Operators License	RL	0	▼	-100.0%	-1	
Total			7,342	▼	-0.6%	-45
Civil Commitments	Temporary Detention Order	TD	196	▼	-4.4%	-9
	Mental Commitment	MC	126	▼	-6.7%	-9
	Emergency Custody Order	EC	105	▼	-8.7%	-10
	Petition	PT	39	▼	-25.0%	-13
	Other	OT	19	▲	+18.8%	+3
	Medical Emergency Temporary Detention Order	MT	3	▲	+200.0%	+2
	Medical Emergency Custody Order	ME	1	▲	-	+1
Total			489	▼	-6.7%	-35
GRAND TOTAL			27,325	▼	-2.7%	-745

* Compared to same time period as previous year


** Case Type Categories are defined in the 2017 Virginia Judicial Workload Assessment

Filings by Major Case Category**

Category	Summary	Change	% Change	Absolute Change
Felony	1,148	▼	-27.1%	-426
Garnishment	1,110	▼	-10.1%	-125
General Civil	4,363	▼	+8.2%	+331
Infraction/Civil Violation	11,637	▲	-2.0%	-242
Involuntary Civil Commitments	58	▼	-14.7%	-10
Landlord /Tenant	795	▼	-20.7%	-208
Misdemeanor	5,974	▼	+0.9%	+51
Other	1,998	▲	-3.3%	-68
Protective Orders	242	▼	-16.6%	-48
GRAND TOTAL	27,325	▼	-2.7%	-745

* Compared to same time period as previous year

** Case Type Categories are defined in the 2017 Virginia Judicial Workload Assessment
 Source: SCV-SQL-Information

2024 Overall GRAND TOTAL		Distribution of Caseload			Change*		Percentage (%) of Caseload		
10,568	+1,433	Criminal	1,187	11%	9.2% ▲	+100	Criminal	2023	2024
		Traffic	7,846	74%	20.4% ▲	+1,327	Traffic	71.4%	74.2%
2024		Civil	1,478	14%	-0.1% ▼	-1	Civil	16.2%	14.0%
2023		Civil Commitments	57	1%	14.0% ▲	+7	Civil Commitments	0.5%	0.5%
		GRAND TOTAL	10,568	100%	15.7% ▲	+1,433	GRAND TOTAL	100%	100%

Filings by Division & Code

Division	Case Type Description	Code	Summary	Change	% Change	Absolute Change
Criminal	Misdemeanor	M	635	▲	+13.8%	+77
	Felony	F	292	▼	-0.7%	-2
	Show Cause	SC	107	▲	+62.1%	+41
	Capias	CA	94	▼	-9.6%	-10
	Civil Violation	CV	48	▼	-18.6%	-11
	Motion	MO	11	▲	+83.3%	+5
	Total			1,187	▲	9.2%
Traffic	Infraction	I	6,183	▲	+26.6%	+1,300
	Misdemeanor	M	1,562	▲	+0.6%	+9
	Capias	CA	44	▲	+7.3%	+3
	Felony	F	26	▲	+52.9%	+9
	Show Cause	SC	26	▲	+8.3%	+2
	Civil Violation	CV	4	▲	+300.0%	+3
	Motion	MO	1	▲	-	+1
Total			7,846	▲	20.4%	+1,327
Civil	Warrant in Debt	WD	666	▲	+3.9%	+25
	Garnishment	GA	426	▲	+7.6%	+30
	Unlawful Detainer	UD	154	▲	+5.5%	+8
	Other	OT	52	▲	-20.0%	-13
	Admin License	AL	51	▼	-7.3%	-4
	Show Cause	SC	24	▲	+20.0%	+4
	Preliminary Protective Order	PP	21	▼	-32.3%	-10
	Bond Forfeiture	BF	20	↔	-	-
	Abstract	AJ	16	▼	-66.0%	-31
	Protective Order	PO	15	▼	-11.8%	-2
	Impoundment	IM	11	▲	+22.2%	+2
	Detinue	DT	9	▼	-10.0%	-1
	Interrogatory	IN	7	▼	-58.8%	-10
	Overweight	OC	2	▲	-	+2
	Capias	CA	1	↔	-	-
	Motion for Judgment	MJ	1	▼	-50.0%	-1
	Tenants Assertion	TA	1	▲	-	+1
	Zoning Violation	ZO	1	▲	-	+1
	Counter Claim	CC	0	▼	-100.0%	-1
Restricted Operators License	RL	0	▼	-100.0%	-1	
Total			1,478	▼	-0.1%	-1
Civil Commitments	Temporary Detention Order	TD	33	▼	-8.3%	-3
	Emergency Custody Order	EC	24	▲	+71.4%	+10
	Total		57	▲	14.0%	+7
GRAND TOTAL			10,568	▲	15.7%	+1,433

Filings by Major Case Category**

Category	Summary	Change	% Change	Absolute Change
Felony	318	▲	+2.3%	+7
Garnishment	433	▼	+4.8%	+20
General Civil	686	▲	+4.4%	+29
Infraction/Civil Violation	6,237	▲	+26.2%	+1,294
Landlord /Tenant	155	▲	+6.2%	+9

* Compared to same time period as previous year

** Case Type Categories are defined in the 2017 Virginia Judicial Workload Assessment

CPSS - GCMS CASELOAD STATISTICS OF THE GENERAL DISTRICT COURTS
 January 2024 thru September 2024 Filings (Compared to January 2023 thru September 2023)

Misdemeanor	2,198	▲	+4.1%	+86
Other	505	▲		0
Protective Orders	36	▼	-25.0%	-12
GRAND TOTAL	10,568	▲	15.7%	+1,433

* Compared to same time period as previous year

** Case Type Categories are defined in the 2017 Virginia Judicial Workload Assessment
 Source: SCV-SQL-Information

2024 Overall GRAND TOTAL		Distribution of Caseload			Change*		Percentage (%) of Caseload		
7,918 +499 2024 2023	Criminal	1,700	21%	14.5% ▲	+215	Criminal	2023	2024	
	Traffic	4,110	52%	-1.5% ▼	-63	Traffic	56.2%	51.9%	
	Civil	2,001	25%	20.4% ▲	+339	Civil	22.4%	25.3%	
	Civil Commitments	107	1%	8.1% ▲	+8	Civil Commitments	1.3%	1.4%	
	GRAND TOTAL	7,918	100%	6.7% ▲	+499	GRAND TOTAL	100%	100%	

Filings by Division & Code

Division	Case Type Description	Code	Summary	Change	% Change	Absolute Change
Criminal	Misdemeanor	M	998	▲	+27.3%	+214
	Felony	F	409	▲	+4.3%	+17
	Capias	CA	127	▼	-5.2%	-7
	Show Cause	SC	114	▼	-13.6%	-18
	Civil Violation	CV	52	▲	+23.8%	+10
	Restricted Operators License	RL	0	▼	-100.0%	-1
	Total			1,700	▲	14.5%
Traffic	Infraction	I	3,078	▼	-3.6%	-114
	Misdemeanor	M	936	▲	+5.6%	+50
	Civil Violation	CV	38	▲	+1,800.0%	+36
	Show Cause	SC	22	▼	-35.3%	-12
	Capias	CA	21	▼	-52.3%	-23
	Felony	F	14	▼	-6.7%	-1
	Other	O	1	▲	-	+1
Total			4,110	▼	-1.5%	-63
Civil	Warrant in Debt	WD	899	▲	+39.6%	+255
	Garnishment	GA	504	▲	+13.0%	+58
	Unlawful Detainer	UD	172	▼	-7.0%	-13
	Impoundment	IM	107	▲	+24.4%	+21
	Admin License	AL	86	▲	+21.1%	+15
	Other	OT	49	▲	+11.4%	+5
	Detinue	DT	45	▲	+28.6%	+10
	Show Cause	SC	31	▲	+72.2%	+13
	Interrogatory	IN	26	▲	+85.7%	+12
	Preliminary Protective Order	PP	26	↔	-	-
	Protective Order	PO	21	▼	-4.5%	-1
	Abstract	AJ	17	▼	-64.6%	-31
	Bond Forfeiture	BF	7	▲	+16.7%	+1
	Overweight	OC	5	▲	+150.0%	+3
	Tenants Assertion	TA	3	▲	+50.0%	+1
	Counter Claim	CC	2	▼	-60.0%	-3
	Petition-Restore Arms	PR	1	↔	-	-
	Capias	CA	0	▼	-100.0%	-3
	Motion for Judgment	MJ	0	▼	-100.0%	-1
	Restricted Operators License	RL	0	▼	-100.0%	-1
Third Party Claim	TH	0	▼	-100.0%	-2	
Total			2,001	▲	20.4%	+339
Civil Commitments	Temporary Detention Order	TD	66	▼	-8.3%	-6
	Emergency Custody Order	EC	41	▲	+51.9%	+14
Total			107	▲	8.1%	+8
GRAND TOTAL			7,918	▲	6.7%	+499

Filings by Major Case Category**

Category	Summary	Change	% Change	Absolute Change
Felony	423	▼	+3.9%	+16
Garnishment	530	▲	+15.2%	+70
General Civil	954	▼	+38.7%	+266
Infraction/Civil Violation	3,174	▲	-2.0%	-64

* Compared to same time period as previous year

** Case Type Categories are defined in the 2017 Virginia Judicial Workload Assessment



Source: SCV-SQL-Information

CPSS - GCMS CASELOAD STATISTICS OF THE GENERAL DISTRICT COURTS
 January 2024 thru September 2024 Filings (Compared to January 2023 thru September 2023)

Landlord /Tenant	175	▲	-6.4%	-12
Misdemeanor	1,934	▼	+15.7%	+262
Other	681	▼	-5.3%	-38
Protective Orders	47	▼	-2.1%	-1
GRAND TOTAL	7,918	▲	6.7%	+499

* Compared to same time period as previous year

** Case Type Categories are defined in the 2017 Virginia Judicial Workload Assessment
 Source: SCV-SQL-Information

2024 Overall GRAND TOTAL		Distribution of Caseload			Change*		Percentage (%) of Caseload		
8,552	+777	Criminal	2,111	25%	24.1% ▲	+410	Criminal	2023	2024
		Traffic	3,228	38%	1.4% ▲	+43	Traffic	21.9%	24.7%
2024 		Civil	2,891	34%	9.9% ▲	+260	Civil	41.0%	37.7%
2023 		Civil Commitments	322	4%	24.8% ▲	+64	Civil Commitments	33.8%	33.8%
		GRAND TOTAL	8,552	100%	10.0% ▲	+777	GRAND TOTAL	100%	100%

Filings by Division & Code

Division	Case Type Description	Code	Summary	Change	% Change	Absolute Change
Criminal	Misdemeanor	M	1,295	▲	+32.3%	+316
	Felony	F	411	▲	+16.1%	+57
	Capias	CA	211	▲	+7.1%	+14
	Show Cause	SC	165	▲	+17.9%	+25
	Civil Violation	CV	29	▼	-6.5%	-2
	Total			2,111	▲	24.1%
Traffic	Infraction	I	2,256	▲	+0.8%	+17
	Misdemeanor	M	714	▲	+0.6%	+4
	Other	O	191	▲	+15.8%	+26
	Capias	CA	24	▼	-41.5%	-17
	Show Cause	SC	23	▲	+35.3%	+6
	Felony	F	20	▲	+66.7%	+8
	Civil Violation	CV	0	▼	-100.0%	-1
	Total			3,228	▲	1.4%
Civil	Warrant in Debt	WD	1,164	▲	+20.4%	+197
	Garnishment	GA	1,015	▲	+4.4%	+43
	Unlawful Detainer	UD	258	▲	+2.0%	+5
	Admin License	AL	136	▲	+65.9%	+54
	Other	OT	63	▼	+3.3%	+2
	Abstract	AJ	49	▼	-7.5%	-4
	Detinue	DT	47	▼	-42.0%	-34
	Protective Order	PO	44	▲	+15.8%	+6
	Preliminary Protective Order	PP	37	▲	+68.2%	+15
	Impoundment	IM	20	▲	+81.8%	+9
	Interrogatory	IN	20	▲	+42.9%	+6
	Bond Forfeiture	BF	17	▼	-10.5%	-2
	Show Cause	SC	15	▼	-54.5%	-18
	Motion for Judgment	MJ	2	▲	+100.0%	+1
	Zoning Violation	ZO	2	▼	-88.2%	-15
	Counter Claim	CC	1	▲	-	+1
	Petition-Restore Arms	PR	1	↔	-	-
	Tenants Assertion	TA	0	▼	-100.0%	-5
	Third Party Claim	TH	0	▼	-100.0%	-1
Total			2,891	▲	9.9%	+260
Civil Commitments	Mental Commitment	MC	194	▲	+18.3%	+30
	Temporary Detention Order	TD	68	▲	+44.7%	+21
	Emergency Custody Order	EC	41	▲	+24.2%	+8
	Other	OT	17	▲	+41.7%	+5
	Medical Emergency Temporary Detention Order	MT	2	↔	-	-
Total			322	▲	24.8%	+64
GRAND TOTAL			8,552	▲	10.0%	+777

Filings by Major Case Category**

Category	Summary	Change	% Change	Absolute Change
Felony	431	▲	+17.8%	+65
Garnishment	1,035	▲	+5.0%	+49
General Civil	1,219	▲	+15.4%	+163
Infraction/Civil Violation	2,476	▼	+1.6%	+40

* Compared to same time period as previous year


** Case Type Categories are defined in the 2017 Virginia Judicial Workload Assessment

CPSS - GCMS CASELOAD STATISTICS OF THE GENERAL DISTRICT COURTS
 January 2024 thru September 2024 Filings (Compared to January 2023 thru September 2023)

Involuntary Civil Commitments	17	▲	+41.7%	+5
Landlord /Tenant	258	▼		0
Misdemeanor	2,011	▼	+17.9%	+305
Other	1,024	▲	+14.4%	+129
Protective Orders	81	▲	+35.0%	+21
GRAND TOTAL	8,552	▲	10.0%	+777

* Compared to same time period as previous year

** Case Type Categories are defined in the 2017 Virginia Judicial Workload Assessment
 Source: SCV-SQL-Information

2024 Overall GRAND TOTAL		Distribution of Caseload			Change*		Percentage (%) of Caseload		
5,639	-392	Criminal	364	6%	1.7% ▲	+6	Criminal	2023 5.9%	2024 6.5%
		Traffic	5,019	89%	-8.4% ▼	-459	Traffic	90.8%	89.0%
2024		Civil	250	4%	33.0% ▲	+62	Civil	3.1%	4.4%
2023		Civil Commitments	6	0%	-14.3% ▼	-1	Civil Commitments	0.1%	0.1%
		GRAND TOTAL	5,639	100%	-6.5% ▼	-392	GRAND TOTAL	100%	100%

Filings by Division & Code

Division	Case Type Description	Code	Summary	Change	% Change	Absolute Change
Criminal	Misdemeanor	M	205	▲	+20.6%	+35
	Felony	F	126	▼	-19.2%	-30
	Show Cause	SC	22	▲	+15.8%	+3
	Capias	CA	6	▼	-25.0%	-2
	Civil Violation	CV	5	↔		-
	Total			364	▲	1.7%
Traffic	Infraction	I	4,147	▼	-5.1%	-222
	Misdemeanor	M	861	▼	-21.0%	-229
	Civil Violation	CV	8	▼	-33.3%	-4
	Capias	CA	1	↔		-
	Felony	F	1	↔		-
	Show Cause	SC	1	▼	-80.0%	-4
	Total			5,019	▼	-8.4%
Civil	Warrant in Debt	WD	121	▲	+116.1%	+65
	Garnishment	GA	25	↔		-
	Motor Carrier	MC	25	▲	+19.0%	+4
	Overweight	OC	18	▲	+5.9%	+1
	Bond Forfeiture	BF	17	▲	+54.5%	+6
	Admin License	AL	13	▼	-61.8%	-21
	Other	OT	10	↔		-
	Unlawful Detainer	UD	10	▲	+150.0%	+6
	Preliminary Protective Order	PP	6	▲	+50.0%	+2
	Detinue	DT	3	▲	+200.0%	+2
	Abstract	AJ	1	▼	-50.0%	-1
	Protective Order	PO	1	▲	-	+1
	Impoundment	IM	0	▼	-100.0%	-1
	Show Cause	SC	0	▼	-100.0%	-1
	Tenants Assertion	TA	0	▼	-100.0%	-1
Total			250	▲	33.0%	+62
Civil Commitments	Temporary Detention Order	TD	4	▼	-20.0%	-1
	Emergency Custody Order	EC	1	▼	-50.0%	-1
	Petition	PT	1	▲	-	+1
Total			6	▼	-14.3%	-1
GRAND TOTAL			5,639	▼	-6.5%	-392

Filings by Major Case Category**

Category	Summary	Change	% Change	Absolute Change
Felony	127	▼	-19.1%	-30
Garnishment	25	↔		0
General Civil	124	▲	+117.5%	+67
Infraction/Civil Violation	4,203	▼	-5.0%	-221
Involuntary Civil Commitments	1	▲	-	+1
Landlord /Tenant	10	▲	+100.0%	+5
Misdemeanor	1,066	▼	-15.4%	-194
Other	76	▼	-23.2%	-23
Protective Orders	7	▲	+75.0%	+3

* Compared to same time period as previous year



** Case Type Categories are defined in the 2017 Virginia Judicial Workload Assessment
 Source: SCV-SQL-Information

CPSS - GCMS CASELOAD STATISTICS OF THE GENERAL DISTRICT COURTS
January 2024 thru September 2024 Filings (Compared to January 2023 thru September 2023)

<i>GRAND TOTAL</i>	5,639	▼	-6.5%	-392
---------------------------	--------------	---	-------	------

* Compared to same time period as previous year

** Case Type Categories are defined in the 2017 Virginia Judicial Workload Assessment
Source: SCV-SQL-Information

2024 Overall GRAND TOTAL		Distribution of Caseload			Change*		Percentage (%) of Caseload		
15,823	+63	Criminal	606	4%	-19.0% ▼	-142	Criminal	2023 4.7%	2024 3.8%
		Traffic	14,254	90%	0.5% ▲	+74	Traffic	90.0%	90.1%
2024 		Civil	911	6%	17.5% ▲	+136	Civil	4.9%	5.8%
2023 		Civil Commitments	52	0%	-8.8% ▼	-5	Civil Commitments	0.4%	0.3%
		GRAND TOTAL	15,823	100%	0.4% ▲	+63	GRAND TOTAL	100%	100%

Filings by Division & Code

Division	Case Type Description	Code	Summary	Change	% Change	Absolute Change
Criminal	Misdemeanor	M	360	▼	-20.2%	-91
	Felony	F	179	▼	-20.8%	-47
	Capias	CA	35	▲	+2.9%	+1
	Show Cause	SC	21	▲	+5.0%	+1
	Civil Violation	CV	11	▼	-35.3%	-6
	Total			606	▼	-19.0%
Traffic	Infraction	I	12,441	▼	-0.4%	-50
	Misdemeanor	M	1,780	▲	+7.5%	+124
	Felony	F	13	▼	-23.5%	-4
	Show Cause	SC	13	▲	+18.2%	+2
	Capias	CA	7	▲	+40.0%	+2
	Total			14,254	▲	0.5%
Civil	Warrant in Debt	WD	414	▲	+53.9%	+145
	Garnishment	GA	233	▲	+13.1%	+27
	Unlawful Detainer	UD	64	▼	-30.4%	-28
	Other	OT	48	▲	+20.0%	+8
	Impoundment	IM	40	▼	-23.1%	-12
	Preliminary Protective Order	PP	29	▲	+20.8%	+5
	Bond Forfeiture	BF	23	▲	+9.5%	+2
	Protective Order	PO	22	▲	+37.5%	+6
	Admin License	AL	17	▼	-5.6%	-1
	Overweight	OC	8	▼	-46.7%	-7
	Detinue	DT	7	▼	-12.5%	-1
	Abstract	AJ	2	▼	-60.0%	-3
	Show Cause	SC	2	▼	-33.3%	-1
	Motion for Judgment	MJ	1	▲	-	+1
	Petition-Restore Arms	PR	1	▼	-66.7%	-2
	Interrogatory	IN	0	▼	-100.0%	-2
	Tenants Assertion	TA	0	▼	-100.0%	-1
Total			911	▲	17.5%	+136
Civil Commitments	Temporary Detention Order	TD	30	▼	-6.3%	-2
	Emergency Custody Order	EC	22	▼	-12.0%	-3
	Total		52	▼	-8.8%	-5
GRAND TOTAL			15,823	▲	0.4%	+63

Filings by Major Case Category**



Category	Summary	Change	% Change	Absolute Change
Felony	192	▼	-21.0%	-51
Garnishment	233	▼	+12.0%	+25
General Civil	424	▲	+50.9%	+143
Infraction/Civil Violation	12,460	▼	-0.5%	-63
Landlord /Tenant	64	▼	-31.2%	-29
Misdemeanor	2,140	▼	+1.6%	+33
Other	259	▼	-2.3%	-6
Protective Orders	51	▲	+27.5%	+11
GRAND TOTAL	15,823	▲	0.4%	+63

* Compared to same time period as previous year

** Case Type Categories are defined in the 2017 Virginia Judicial Workload Assessment

* Compared to same time period as previous year

** Case Type Categories are defined in the 2017 Virginia Judicial Workload Assessment
Source: SCV-SQL-Information

2024 Overall GRAND TOTAL		Distribution of Caseload			Change*		Percentage (%) of Caseload		
2,003	-49	Criminal	261	13%	5.7% ▲	+14	Criminal	2023	2024
		Traffic	1,359	68%	-5.9% ▼	-85	Traffic	12.0%	13.0%
		Civil	360	18%	12.9% ▲	+41	Civil	70.4%	67.8%
		Civil Commitments	23	1%	-45.2% ▼	-19	Civil Commitments	15.5%	18.0%
		GRAND TOTAL	2,003	100%	-2.4% ▼	-49	GRAND TOTAL	2.0%	1.1%
							GRAND TOTAL	100%	100%

Filings by Division & Code

Division	Case Type Description	Code	Summary	Change	% Change	Absolute Change
Criminal	Misdemeanor	M	174	▲	+10.8%	+17
	Felony	F	45	▲	+7.1%	+3
	Show Cause	SC	17	▲	+183.3%	+11
	Civil Violation	CV	16	▼	-56.8%	-21
	Capias	CA	9	▲	+80.0%	+4
	Total			261	▲	5.7%
Traffic	Infraction	I	1,179	▼	-3.8%	-47
	Misdemeanor	M	172	▼	-7.0%	-13
	Show Cause	SC	4	▼	-75.0%	-12
	Capias	CA	3	▼	-25.0%	-1
	Felony	F	1	▼	-92.3%	-12
	Total			1,359	▼	-5.9%
Civil	Warrant in Debt	WD	192	▲	+30.6%	+45
	Garnishment	GA	63	▼	-3.1%	-2
	Unlawful Detainer	UD	21	▼	-19.2%	-5
	Admin License	AL	19	▼	-20.8%	-5
	Preliminary Protective Order	PP	14	▲	+27.3%	+3
	Other	OT	13	▼	-18.8%	-3
	Protective Order	PO	10	▲	+25.0%	+2
	Impoundment	IM	7	▲	+75.0%	+3
	Interrogatory	IN	7	▲	+75.0%	+3
	Show Cause	SC	6	▼	-14.3%	-1
	Detinue	DT	4	↔		-
	Abstract	AJ	1	▼	-50.0%	-1
	Capias	CA	1	▲	-	+1
	Petition-Restore Arms	PR	1	▲	-	+1
	Restricted Operators License	RL	1	▲	-	+1
	Counter Claim	CC	0	▼	-100.0%	-1
Total			360	▲	12.9%	+41
Civil Commitments	Temporary Detention Order	TD	14	▼	-44.0%	-11
	Emergency Custody Order	EC	9	▼	-47.1%	-8
	Total			23	▼	-45.2%
GRAND TOTAL			2,003	▼	-2.4%	-49



Filings by Major Case Category**

Category	Summary	Change	% Change	Absolute Change
Felony	46	▼	-16.4%	-9
Garnishment	70	▲	+1.4%	+1
General Civil	198	▲	+26.9%	+42
Infraction/Civil Violation	1,195	▼	-5.4%	-68
Landlord /Tenant	21	▼	-19.2%	-5
Misdemeanor	347	▲	+1.5%	+5
Other	102	▲	-16.4%	-20
Protective Orders	24	▲	+26.3%	+5
GRAND TOTAL	2,003	▼	-2.4%	-49

* Compared to same time period as previous year

** Case Type Categories are defined in the 2017 Virginia Judicial Workload Assessment

Source: SCV-SQL-Information

2024 Overall GRAND TOTAL		Distribution of Caseload			Change*		Percentage (%) of Caseload		
2,950	-81	Criminal	830	28%	18.4% ▲	+129	Criminal	2023	2024
		Traffic	1,284	44%	-16.0% ▼	-244	Traffic	23.1%	28.1%
2024 		Civil	719	24%	28.4% ▲	+159	Civil	50.4%	43.5%
2023 		Civil Commitments	117	4%	-51.7% ▼	-125	Civil Commitments	18.5%	24.4%
		GRAND TOTAL	2,950	100%	-2.7% ▼	-81	GRAND TOTAL	8.0%	4.0%
							GRAND TOTAL	100%	100%

Filings by Division & Code

Division	Case Type Description	Code	Summary	Change	% Change	Absolute Change
Criminal	Misdemeanor	M	502	▲	+26.4%	+105
	Felony	F	180	▲	+1.7%	+3
	Show Cause	SC	71	▲	+57.8%	+26
	Capias	CA	68	▼	-6.8%	-5
	Civil Violation	CV	9	↔		-
	Total			830	▲	18.4%
Traffic	Infraction	I	1,058	▼	-8.9%	-103
	Misdemeanor	M	222	▼	-35.3%	-121
	Felony	F	2	▼	-75.0%	-6
	Show Cause	SC	2	▼	-75.0%	-6
	Capias	CA	0	▼	-100.0%	-6
	Civil Violation	CV	0	▼	-100.0%	-2
Total			1,284	▼	-16.0%	-244
Civil	Warrant in Debt	WD	276	▲	+27.8%	+60
	Garnishment	GA	188	▲	+46.9%	+60
	Detinue	DT	63	▲	+65.8%	+25
	Impoundment	IM	63	▲	+31.3%	+15
	Other	OT	45	▲	+21.6%	+8
	Unlawful Detainer	UD	31	▼	-3.1%	-1
	Admin License	AL	16	▼	-5.9%	-1
	Preliminary Protective Order	PP	13	▼	-13.3%	-2
	Protective Order	PO	10	▼	-16.7%	-2
	Bond Forfeiture	BF	5	▼	-58.3%	-7
	Show Cause	SC	4	▲	+300.0%	+3
	Abstract	AJ	2	▲	-	+2
	Capias	CA	1	▲	-	+1
	Interrogatory	IN	1	▼	-50.0%	-1
	Petition-Restore Arms	PR	1	↔		-
	Tenants Assertion	TA	0	▼	-100.0%	-1
Total			719	▲	28.4%	+159
Civil Commitments	Mental Commitment	MC	71	▼	-60.6%	-109
	Emergency Custody Order	EC	22	▲	+4.8%	+1
	Temporary Detention Order	TD	19	▼	-47.2%	-17
	Medical Emergency Temporary Detention Order	MT	4	▼	-20.0%	-1
	Other	OT	1	▲	-	+1
Total			117	▼	-51.7%	-125
GRAND TOTAL			2,950	▼	-2.7%	-81

Filings by Major Case Category**

Category	Summary	Change	% Change	Absolute Change
Felony	182	▼	-1.6%	-3
Garnishment	189	▼	+45.4%	+59
General Civil	351	▲	+34.0%	+89
Infraction/Civil Violation	1,067	▼	-9.0%	-105
Involuntary Civil Commitments	1	▲	-	+1
Landlord /Tenant	31	▼	-6.1%	-2
Misdemeanor	724	▼	-2.2%	-16

* Compared to same time period as previous year


** Case Type Categories are defined in the 2017 Virginia Judicial Workload Assessment

CPSS - GCMS CASELOAD STATISTICS OF THE GENERAL DISTRICT COURTS
January 2024 thru September 2024 Filings (Compared to January 2023 thru September 2023)

Other	382	▲	-20.7%	-100
Protective Orders	23	▼	-14.8%	-4
<i>GRAND TOTAL</i>	<u>2,950</u>	▼	-2.7%	-81

* Compared to same time period as previous year

** Case Type Categories are defined in the 2017 Virginia Judicial Workload Assessment
Source: SCV-SQL-Information

2024 Overall GRAND TOTAL		Distribution of Caseload			Change*		Percentage (%) of Caseload		
4,974	-77	Criminal	419	8%	19.4% ▲	+68	Criminal	2023 6.9%	2024 8.4%
		Traffic	3,873	78%	-6.6% ▼	-275	Traffic	82.1%	77.9%
2024		Civil	638	13%	21.3% ▲	+112	Civil	10.4%	12.8%
2023		Civil Commitments	44	1%	69.2% ▲	+18	Civil Commitments	0.5%	0.9%
		GRAND TOTAL	4,974	100%	-1.5% ▼	-77	GRAND TOTAL	100%	100%

Filings by Division & Code



Division	Case Type Description	Code	Summary	Change	% Change	Absolute Change
Criminal	Misdemeanor	M	251	▲	+19.0%	+40
	Felony	F	102	▲	+61.9%	+39
	Show Cause	SC	29	▼	-27.5%	-11
	Capias	CA	20	▲	+11.1%	+2
	Civil Violation	CV	17	▼	-10.5%	-2
	Total			419	▲	19.4%
Traffic	Infraction	I	3,476	▼	-7.7%	-292
	Misdemeanor	M	387	▲	+4.9%	+18
	Show Cause	SC	5	▲	+25.0%	+1
	Felony	F	3	▼	-40.0%	-2
	Capias	CA	1	▼	-50.0%	-1
	Restricted Operators License	RL	1	▲	-	+1
	Total			3,873	▼	-6.6%
Civil	Warrant in Debt	WD	326	▲	+54.5%	+115
	Garnishment	GA	144	▲	+6.7%	+9
	Unlawful Detainer	UD	79	▼	-15.1%	-14
	Preliminary Protective Order	PP	21	▼	-27.6%	-8
	Other	OT	20	▲	+17.6%	+3
	Protective Order	PO	14	▼	-6.7%	-1
	Admin License	AL	13	▼	-7.1%	-1
	Bond Forfeiture	BF	9	▲	+80.0%	+4
	Abstract	AJ	6	▲	+500.0%	+5
	Impoundment	IM	3	▲	+200.0%	+2
	Overweight	OC	2	▲	+100.0%	+1
	Detinue	DT	1	▼	-50.0%	-1
	Interrogatory	IN	0	▼	-100.0%	-1
	Petition-Restore Arms	PR	0	▼	-100.0%	-1
	Total			638	▲	21.3%
Civil Commitments	Temporary Detention Order	TD	33	▲	+57.1%	+12
	Emergency Custody Order	EC	11	▲	+120.0%	+6
	Total			44	▲	69.2%
GRAND TOTAL			4,974	▼	-1.5%	-77

Filings by Major Case Category**

Category	Summary	Change	% Change	Absolute Change
Felony	105	▲	+54.4%	+37
Garnishment	144	▼	+5.9%	+8
General Civil	329	▲	+53.7%	+115
Infraction/Civil Violation	3,495	▲	-7.7%	-293
Landlord /Tenant	79	▼	-15.1%	-14
Misdemeanor	639	▲	+10.2%	+59
Other	148	▲	+15.6%	+20
Protective Orders	35	▼	-20.5%	-9
GRAND TOTAL		4,974	▼	-1.5%

* Compared to same time period as previous year

** Case Type Categories are defined in the 2017 Virginia Judicial Workload Assessment

2024 Overall GRAND TOTAL		Distribution of Caseload			Change*		Percentage (%) of Caseload		
1,316	+104	Criminal	340	26%	-18.3% ▼	-76	Criminal	2023	2024
		Traffic	560	43%	17.6% ▲	+84	Traffic	34.3%	25.8%
		Civil	391	30%	37.7% ▲	+107	Civil	39.3%	42.6%
		Civil Commitments	25	2%	-30.6% ▼	-11	Civil Commitments	23.4%	29.7%
		GRAND TOTAL	1,316	100%	8.6% ▲	+104	GRAND TOTAL	3.0%	1.9%
							GRAND TOTAL	100%	100%

Filings by Division & Code

Division	Case Type Description	Code	Summary	Change	% Change	Absolute Change
Criminal	Misdemeanor	M	200	▼	-10.3%	-23
	Felony	F	110	▼	-25.7%	-38
	Capias	CA	16	▼	-33.3%	-8
	Show Cause	SC	11	▼	-45.0%	-9
	Civil Violation	CV	3	▲	+200.0%	+2
	Total			340	▼	-18.3%
Traffic	Infraction	I	409	▲	+19.2%	+66
	Misdemeanor	M	146	▲	+16.8%	+21
	Felony	F	5	▲	+25.0%	+1
	Capias	CA	0	▼	-100.0%	-2
	Show Cause	SC	0	▼	-100.0%	-2
	Total			560	▲	17.6%
Civil	Warrant in Debt	WD	194	▲	+70.2%	+80
	Garnishment	GA	70	▼	-4.1%	-3
	Preliminary Protective Order	PP	29	▲	+262.5%	+21
	Unlawful Detainer	UD	27	▼	-15.6%	-5
	Protective Order	PO	20	▲	+400.0%	+16
	Other	OT	19	▲	+171.4%	+12
	Impoundment	IM	14	▲	+16.7%	+2
	Bond Forfeiture	BF	7	▼	-30.0%	-3
	Detinue	DT	5	▼	-16.7%	-1
	Abstract	AJ	2	▼	-66.7%	-4
	Admin License	AL	2	▼	-75.0%	-6
	Restricted Operators License	RL	1	▲	-	+1
	Show Cause	SC	1	↔	-	-
	Petition-Restore Arms	PR	0	▼	-100.0%	-2
	Tenants Assertion	TA	0	▼	-100.0%	-1
	Total			391	▲	37.7%
Civil Commitments	Temporary Detention Order	TD	14	▼	-33.3%	-7
	Emergency Custody Order	EC	8	▼	-27.3%	-3
	Mental Commitment	MC	3	▼	-25.0%	-1
	Total			25	▼	-30.6%
GRAND TOTAL			1,316	▲	8.6%	+104



Filings by Major Case Category**

Category	Summary	Change	% Change	Absolute Change
Felony	115	▼	-24.3%	-37
Garnishment	70	▼	-4.1%	-3
General Civil	202	▲	+65.6%	+80
Infraction/Civil Violation	412	▲	+19.8%	+68
Landlord /Tenant	27	▼	-18.2%	-6
Misdemeanor	347	▲	-0.3%	-1
Other	94	▼	-26.6%	-34
Protective Orders	49	▲	+308.3%	+37
GRAND TOTAL	1,316	▲	8.6%	+104

* Compared to same time period as previous year

** Case Type Categories are defined in the 2017 Virginia Judicial Workload Assessment

Source: SCV-SQL-Information

2024 Overall GRAND TOTAL		Distribution of Caseload			Change*		Percentage (%) of Caseload		
16,892	+1,025	Criminal	3,208	19%	18.6% ▲	+503	Criminal	2023	2024
		Traffic	9,401	56%	1.3% ▲	+119	Traffic	17.0%	19.0%
		Civil	3,665	22%	11.2% ▲	+370	Civil	58.5%	55.7%
		Civil Commitments	618	4%	5.6% ▲	+33	Civil Commitments	20.8%	21.7%
		GRAND TOTAL	16,892	100%	6.5% ▲	+1,025	GRAND TOTAL	100%	100%

Filings by Division & Code

Division	Case Type Description	Code	Summary	Change	% Change	Absolute Change
Criminal	Misdemeanor	M	2,030	▲	+24.9%	+405
	Felony	F	790	▲	+17.2%	+116
	Capias	CA	204	▲	+20.7%	+35
	Show Cause	SC	116	▼	-20.0%	-29
	Civil Violation	CV	68	▼	-26.1%	-24
	Total			3,208	▲	18.6%
Traffic	Infraction	I	7,918	▲	+1.7%	+133
	Misdemeanor	M	1,403	▲	+0.5%	+7
	Felony	F	23	▼	-34.3%	-12
	Capias	CA	22	▲	+57.1%	+8
	Other	O	12	▼	-7.7%	-1
	Show Cause	SC	12	▼	-29.4%	-5
	Civil Violation	CV	6	▲	+50.0%	+2
	Restricted Operators License	RL	5	▼	-72.2%	-13
	Total			9,401	▲	1.3%
Civil	Warrant in Debt	WD	1,287	▲	+26.7%	+271
	Garnishment	GA	1,045	▲	+10.2%	+97
	Unlawful Detainer	UD	584	▼	-12.8%	-86
	Admin License	AL	214	▲	+32.9%	+53
	Other	OT	141	▲	-0.7%	-1
	Preliminary Protective Order	PP	76	▲	+5.6%	+4
	Abstract	AJ	64	▲	+52.4%	+22
	Bond Forfeiture	BF	60	▲	+30.4%	+14
	Protective Order	PO	59	▲	+5.4%	+3
	Impoundment	IM	36	▲	+89.5%	+17
	Interrogatory	IN	32	▲	+23.1%	+6
	Detinue	DT	30	▼	-51.6%	-32
	Show Cause	SC	26	▲	+36.8%	+7
	Counter Claim	CC	4	▲	+100.0%	+2
	Tenants Assertion	TA	4	▲	+100.0%	+2
	Capias	CA	2	▲	+100.0%	+1
	Motion for Judgment	MJ	1	▼	-75.0%	-3
	Overweight	OC	0	▼	-100.0%	-1
	Petition-Restore Arms	PR	0	▼	-100.0%	-4
	Restricted Operators License	RL	0	▼	-100.0%	-1
Third Party Claim	TH	0	▼	-100.0%	-1	
Total			3,665	▲	11.2%	+370
Civil Commitments	Mental Commitment	MC	302	▲	+33.0%	+75
	Temporary Detention Order	TD	163	▼	-20.9%	-43
	Emergency Custody Order	EC	75	▼	-11.8%	-10
	Other	OT	58	▲	+3.6%	+2
	Medical Emergency Temporary Detention Order	MT	20	▲	+100.0%	+10
	Medical Emergency Custody Order	ME	0	▼	-100.0%	-1
Total			618	▲	5.6%	+33
GRAND TOTAL			16,892	▲	6.5%	+1,025

* Compared to same time period as previous year



** Case Type Categories are defined in the 2017 Virginia Judicial Workload Assessment

Filings by Major Case Category**

Category	Summary	Change	% Change	Absolute Change
Felony	813	▼	+14.7%	+104
Garnishment	1,077	▲	+10.6%	+103
General Civil	1,332	▼	+21.6%	+237
Infraction/Civil Violation	8,004	▼	+1.4%	+109
Involuntary Civil Commitments	58	▲	+3.6%	+2
Landlord /Tenant	588	▲	-12.5%	-84
Misdemeanor	3,438	▼	+13.1%	+398
Other	1,447	▲	+11.5%	+149
Protective Orders	135	▲	+5.5%	+7
GRAND TOTAL	16,892	▲	6.5%	+1,025

* Compared to same time period as previous year

** Case Type Categories are defined in the 2017 Virginia Judicial Workload Assessment
 Source: SCV-SQL-Information

2024 Overall GRAND TOTAL		Distribution of Caseload			Change*		Percentage (%) of Caseload		
12,529	+1,079	Criminal	1,880	15%	-3.4% ▼	-67	Criminal	2023	2024
		Traffic	8,527	68%	12.6% ▲	+951	Traffic	17.0%	15.0%
		Civil	1,843	15%	12.2% ▲	+201	Civil	66.2%	68.1%
		Civil Commitments	279	2%	-2.1% ▼	-6	Civil Commitments	14.3%	14.7%
		GRAND TOTAL	12,529	100%	9.4% ▲	+1,079	GRAND TOTAL	2.5%	2.2%
							GRAND TOTAL	100%	100%

Filings by Division & Code

Division	Case Type Description	Code	Summary	Change	% Change	Absolute Change
Criminal	Misdemeanor	M	1,200	▲	+1.7%	+20
	Felony	F	391	▲	+6.3%	+23
	Show Cause	SC	135	▼	-34.8%	-72
	Capias	CA	132	▼	-20.0%	-33
	Civil Violation	CV	22	▼	-15.4%	-4
	Motion	MO	0	▼	-100.0%	-1
	Total			1,880	▼	-3.4%
Traffic	Infraction	I	7,382	▲	+13.7%	+889
	Misdemeanor	M	1,115	▲	+5.7%	+60
	Felony	F	16	▲	+33.3%	+4
	Show Cause	SC	7	▲	+75.0%	+3
	Capias	CA	4	▼	-20.0%	-1
	Other	O	2	▲	-	+2
	Civil Violation	CV	1	▲	-	+1
	Restricted Operators License	RL	0	▼	-100.0%	-7
Total			8,527	▲	12.6%	+951
Civil	Warrant in Debt	WD	811	▲	+35.6%	+213
	Unlawful Detainer	UD	330	▲	+8.2%	+25
	Garnishment	GA	309	▲	+10.8%	+30
	Other	OT	116	▲	-18.9%	-27
	Detinue	DT	70	▲	+32.1%	+17
	Preliminary Protective Order	PP	68	▼	-10.5%	-8
	Protective Order	PO	55	▼	-16.7%	-11
	Bond Forfeiture	BF	31	▼	-32.6%	-15
	Admin License	AL	23	▲	+4.5%	+1
	Impoundment	IM	8	▲	+166.7%	+5
	Interrogatory	IN	8	▼	-50.0%	-8
	Motion for Judgment	MJ	5	▲	-	+5
	Abstract	AJ	4	▲	+100.0%	+2
	Petition-Restore Arms	PR	3	▼	-25.0%	-1
	Show Cause	SC	2	▼	-92.0%	-23
	Capias	CA	0	▼	-100.0%	-1
	Overweight	OC	0	▼	-100.0%	-1
Tenants Assertion	TA	0	▼	-100.0%	-2	
Total			1,843	▲	12.2%	+201
Civil Commitments	Temporary Detention Order	TD	120	▲	+31.9%	+29
	Emergency Custody Order	EC	77	▲	+1.3%	+1
	Mental Commitment	MC	69	▼	-33.0%	-34
	Other	OT	9	▼	-25.0%	-3
	Medical Emergency Temporary Detention Order	MT	4	▲	+100.0%	+2
	Medical Emergency Custody Order	ME	0	▼	-100.0%	-1
Total			279	▼	-2.1%	-6
GRAND TOTAL			12,529	▲	9.4%	+1,079

Filings by Major Case Category**

Category	Summary	Change	% Change	Absolute Change
Felony	407	▲	+7.1%	+27
Garnishment	317	▼	+7.5%	+22

* Compared to same time period as previous year

** Case Type Categories are defined in the 2017 Virginia Judicial Workload Assessment



Source: SCV-SQL-Information

CPSS - GCMS CASELOAD STATISTICS OF THE GENERAL DISTRICT COURTS
 January 2024 thru September 2024 Filings (Compared to January 2023 thru September 2023)

General Civil	900	▲	+35.7%	+237
Infraction/Civil Violation	7,407	▲	+13.6%	+887
Involuntary Civil Commitments	9	▼	-25.0%	-3
Landlord /Tenant	330	▼	+7.5%	+23
Misdemeanor	2,315	▼	+3.3%	+73
Other	721	▼	-18.9%	-168
Protective Orders	123	▼	-13.4%	-19
GRAND TOTAL	12,529	▲	9.4%	+1,079

* Compared to same time period as previous year

** Case Type Categories are defined in the 2017 Virginia Judicial Workload Assessment
 Source: SCV-SQL-Information

2024 Overall GRAND TOTAL		Distribution of Caseload			Change*		Percentage (%) of Caseload		
3,070	+532	Criminal	617	20%	13.0% ▲	+71	Criminal	2023	2024
		Traffic	1,583	52%	27.9% ▲	+345	Traffic	21.5%	20.1%
		Civil	713	23%	3.5% ▲	+24	Civil	48.8%	51.6%
		Civil Commitments	157	5%	141.5% ▲	+92	Civil Commitments	27.1%	23.2%
		GRAND TOTAL	3,070	100%	21.0% ▲	+532	GRAND TOTAL	2.6%	5.1%
							GRAND TOTAL	100%	100%

Filings by Division & Code

Division	Case Type Description	Code	Summary	Change	% Change	Absolute Change
Criminal	Misdemeanor	M	467	▲	+21.6%	+83
	Felony	F	60	▼	-11.8%	-8
	Show Cause	SC	38	▼	-41.5%	-27
	Civil Violation	CV	28	▲	+33.3%	+7
	Capias	CA	24	▲	+242.9%	+17
	Restricted Operators License	RL	0	▼	-100.0%	-1
	Total			617	▲	13.0%
Traffic	Infraction	I	1,311	▲	+34.3%	+335
	Misdemeanor	M	251	▲	+2.9%	+7
	Show Cause	SC	10	▲	+400.0%	+8
	Other	O	9	▲	-	+9
	Capias	CA	2	↔	-	-
	Civil Violation	CV	0	▼	-100.0%	-4
	Felony	F	0	▼	-100.0%	-3
	Restricted Operators License	RL	0	▼	-100.0%	-7
Total			1,583	▲	27.9%	+345
Civil	Warrant in Debt	WD	214	▲	+13.2%	+25
	Unlawful Detainer	UD	202	▼	-7.3%	-16
	Garnishment	GA	116	▼	-1.7%	-2
	Admin License	AL	48	▼	-2.0%	-1
	Other	OT	48	▲	+20.0%	+8
	Preliminary Protective Order	PP	45	▲	+55.2%	+16
	Protective Order	PO	31	▲	+10.7%	+3
	Bond Forfeiture	BF	5	▲	+150.0%	+3
	Capias	CA	3	▲	-	+3
	Detinue	DT	1	▲	-	+1
	Abstract	AJ	0	▼	-100.0%	-1
	Interrogatory	IN	0	▼	-100.0%	-7
	Show Cause	SC	0	▼	-100.0%	-6
	Tenants Assertion	TA	0	▼	-100.0%	-2
Total			713	▲	3.5%	+24
Civil Commitments	Temporary Detention Order	TD	75	▲	+70.5%	+31
	Mental Commitment	MC	50	▲	-	+50
	Emergency Custody Order	EC	32	▲	+60.0%	+12
	Other	OT	0	▼	-100.0%	-1
Total			157	▲	141.5%	+92
GRAND TOTAL			3,070	▲	21.0%	+532

Filings by Major Case Category**

Category	Summary	Change	% Change	Absolute Change
Felony	60	▼	-15.5%	-11
Garnishment	116	▼	-7.2%	-9
General Civil	217	▲	+14.2%	+27
Infraction/Civil Violation	1,348	▲	+34.7%	+347
Involuntary Civil Commitments	0	▼	-100.0%	-1
Landlord /Tenant	202	▼	-8.2%	-18
Misdemeanor	718	▼	+12.9%	+82

* Compared to same time period as previous year

** Case Type Categories are defined in the 2017 Virginia Judicial Workload Assessment



Source: SCV-SQL-Information

CPSS - GCMS CASELOAD STATISTICS OF THE GENERAL DISTRICT COURTS
 January 2024 thru September 2024 Filings (Compared to January 2023 thru September 2023)

Other	333	▲	+40.5%	+96
Protective Orders	76	▲	+33.3%	+19
GRAND TOTAL	3,070	▲	21.0%	+532

* Compared to same time period as previous year

** Case Type Categories are defined in the 2017 Virginia Judicial Workload Assessment
 Source: SCV-SQL-Information

2024 Overall GRAND TOTAL		Distribution of Caseload			Change*		Percentage (%) of Caseload		
12,160	-156	Criminal	1,669	14%	35.9% ▲	+441	Criminal	2023	2024
		Traffic	8,881	73%	-7.4% ▼	-711	Traffic	10.0%	13.7%
		Civil	1,398	11%	4.1% ▲	+55	Civil	77.9%	73.0%
		Civil Commitments	212	2%	38.6% ▲	+59	Civil Commitments	10.9%	11.5%
		GRAND TOTAL	12,160	100%	-1.3% ▼	-156	GRAND TOTAL	1.2%	1.7%
							GRAND TOTAL	100%	100%

Filings by Division & Code

Division	Case Type Description	Code	Summary	Change	% Change	Absolute Change
Criminal	Misdemeanor	M	1,109	▲	+45.5%	+347
	Felony	F	350	▲	+26.8%	+74
	Capias	CA	112	▲	+4.7%	+5
	Show Cause	SC	62	▲	+21.6%	+11
	Civil Violation	CV	35	▲	+12.9%	+4
	Restricted Operators License	RL	1	↔	-	-
	Total			1,669	▲	35.9%
Traffic	Infraction	I	7,256	▼	-12.2%	-1,004
	Misdemeanor	M	1,537	▲	+20.5%	+262
	Capias	CA	28	▲	+75.0%	+12
	Felony	F	23	▲	+187.5%	+15
	Civil Violation	CV	22	▲	+57.1%	+8
	Show Cause	SC	13	▼	-31.6%	-6
	Restricted Operators License	RL	2	▲	-	+2
Total			8,881	▼	-7.4%	-711
Civil	Warrant in Debt	WD	664	▲	+24.6%	+131
	Garnishment	GA	363	↔	-	-
	Unlawful Detainer	UD	99	▼	-29.3%	-41
	Other	OT	85	▼	-13.3%	-13
	Preliminary Protective Order	PP	38	▼	-17.4%	-8
	Protective Order	PO	37	▼	-17.8%	-8
	Admin License	AL	32	▲	+10.3%	+3
	Detinue	DT	30	▼	-11.8%	-4
	Bond Forfeiture	BF	19	▼	-26.9%	-7
	Abstract	AJ	12	▲	+200.0%	+8
	Show Cause	SC	8	▲	+14.3%	+1
	Petition-Restore Arms	PR	3	▼	-25.0%	-1
	Tenants Assertion	TA	3	▲	+50.0%	+1
	Interrogatory	IN	2	▼	-50.0%	-2
	Motion for Judgment	MJ	2	▼	-33.3%	-1
	Cross Claim	CR	1	▲	-	+1
	Counter Claim	CC	0	▼	-100.0%	-1
Impoundment	IM	0	▼	-100.0%	-4	
Total			1,398	▲	4.1%	+55
Civil Commitments	Temporary Detention Order	TD	110	▲	+26.4%	+23
	Emergency Custody Order	EC	102	▲	+54.5%	+36
	Total		212	▲	38.6%	+59
GRAND TOTAL			12,160	▼	-1.3%	-156

Filings by Major Case Category**

Category	Summary	Change	% Change	Absolute Change
Felony	373	▲	+31.3%	+89
Garnishment	365	▼	-0.5%	-2
General Civil	699	▼	+20.7%	+120
Infraction/Civil Violation	7,313	▲	-11.9%	-992
Landlord /Tenant	102	▲	-28.2%	-40
Misdemeanor	2,649	▲	+30.0%	+611
Other	584	▲	+14.5%	+74

* Compared to same time period as previous year

** Case Type Categories are defined in the 2017 Virginia Judicial Workload Assessment

CPSS - GCMS CASELOAD STATISTICS OF THE GENERAL DISTRICT COURTS
January 2024 thru September 2024 Filings (Compared to January 2023 thru September 2023)

Protective Orders	75	▼	-17.6%	-16
<i>GRAND TOTAL</i>	<u>12,160</u>	▼	-1.3%	-156

* Compared to same time period as previous year

** Case Type Categories are defined in the 2017 Virginia Judicial Workload Assessment
Source: SCV-SQL-Information

2024 Overall GRAND TOTAL		Distribution of Caseload			Change*		Percentage (%) of Caseload		
8,406	-42	Criminal	1,725	21%	0.4% ▲	+7	Criminal	20.3%	20.5%
		Traffic	5,189	62%	0.4% ▲	+20	Traffic	61.2%	61.7%
2024		Civil	1,149	14%	-1.5% ▼	-18	Civil	13.8%	13.7%
2023		Civil Commitments	343	4%	-12.9% ▼	-51	Civil Commitments	4.7%	4.1%
		GRAND TOTAL	8,406	100%	-0.5% ▼	-42	GRAND TOTAL	100%	100%

Filings by Division & Code

Division	Case Type Description	Code	Summary	Change	% Change	Absolute Change
Criminal	Misdemeanor	M	981	▲	+8.8%	+79
	Felony	F	477	▼	-11.2%	-60
	Capias	CA	222	▲	+5.7%	+12
	Civil Violation	CV	27	▼	-18.2%	-6
	Show Cause	SC	18	▼	-50.0%	-18
	Total			1,725	▲	0.4%
Traffic	Infraction	I	4,035	▼	-6.4%	-278
	Misdemeanor	M	1,061	▲	+31.3%	+253
	Civil Violation	CV	36	▲	+800.0%	+32
	Capias	CA	32	↔		-
	Felony	F	23	▲	+187.5%	+15
	Show Cause	SC	2	▼	-50.0%	-2
	Total			5,189	▲	0.4%
Civil	Warrant in Debt	WD	429	▲	+35.8%	+113
	Unlawful Detainer	UD	214	▼	-35.5%	-118
	Garnishment	GA	207	▲	+16.3%	+29
	Other	OT	73	▼	-26.3%	-26
	Preliminary Protective Order	PP	63	▲	+5.0%	+3
	Protective Order	PO	55	▲	+14.6%	+7
	Bond Forfeiture	BF	35	▼	-46.2%	-30
	Admin License	AL	33	▲	+6.5%	+2
	Show Cause	SC	16	▲	+128.6%	+9
	Detinue	DT	14	▼	-6.7%	-1
	Abstract	AJ	5	▲	+400.0%	+4
	Impoundment	IM	2	▼	-75.0%	-6
	Tenants Assertion	TA	2	▲	-	+2
	Overweight	OC	1	▼	-75.0%	-3
	Counter Claim	CC	0	▼	-100.0%	-1
	Interrogatory	IN	0	▼	-100.0%	-1
	Restricted Operators License	RL	0	▼	-100.0%	-1
Total			1,149	▼	-1.5%	-18
Civil Commitments	Mental Commitment	MC	306	▼	-4.4%	-14
	Temporary Detention Order	TD	20	▼	-60.8%	-31
	Emergency Custody Order	EC	16	▼	-20.0%	-4
	Other	OT	1	▼	-66.7%	-2
Total			343	▼	-12.9%	-51
GRAND TOTAL			8,406	▼	-0.5%	-42

Filings by Major Case Category**

Category	Summary	Change	% Change	Absolute Change
Felony	500	▲	-8.3%	-45
Garnishment	207	▼	+15.6%	+28
General Civil	444	▼	+32.9%	+110
Infraction/Civil Violation	4,099	▲	-5.9%	-255
Involuntary Civil Commitments	1	▼	-66.7%	-2
Landlord /Tenant	216	▲	-34.9%	-116
Misdemeanor	2,042	▼	+19.3%	+331

* Compared to same time period as previous year

** Case Type Categories are defined in the 2017 Virginia Judicial Workload Assessment


Source: SCV-SQL-Information

CPSS - GCMS CASELOAD STATISTICS OF THE GENERAL DISTRICT COURTS
January 2024 thru September 2024 Filings (Compared to January 2023 thru September 2023)

Other	779	▲	-11.7%	-103
Protective Orders	118	▲	+9.3%	+10
<i>GRAND TOTAL</i>	<u>8,406</u>	▼	-0.5%	-42

* Compared to same time period as previous year

** Case Type Categories are defined in the 2017 Virginia Judicial Workload Assessment
Source: SCV-SQL-Information

2024 Overall GRAND TOTAL		Distribution of Caseload			Change*		Percentage (%) of Caseload		
18,264	+3,527	Criminal	1,450	8%	23.9% ▲	+280	Criminal	2023 7.9%	2024 7.9%
		Traffic	14,337	78%	25.4% ▲	+2,904	Traffic	77.6%	78.5%
2024		Civil	1,547	8%	29.5% ▲	+352	Civil	8.1%	8.5%
2023		Civil Commitments	930	5%	-1.0% ▼	-9	Civil Commitments	6.4%	5.1%
		GRAND TOTAL	18,264	100%	23.9% ▲	+3,527	GRAND TOTAL	100%	100%

Filings by Division & Code

Division	Case Type Description	Code	Summary	Change	% Change	Absolute Change
Criminal	Misdemeanor	M	876	▲	+19.2%	+141
	Felony	F	345	▲	+32.7%	+85
	Capias	CA	149	▲	+12.0%	+16
	Show Cause	SC	50	▲	+92.3%	+24
	Civil Violation	CV	30	▲	+87.5%	+14
	Total			1,450	▲	23.9%
Traffic	Infraction	I	10,320	▲	+15.5%	+1,384
	Misdemeanor	M	3,845	▲	+63.4%	+1,492
	Capias	CA	90	▼	-3.2%	-3
	Show Cause	SC	54	▲	+38.5%	+15
	Felony	F	18	▲	+100.0%	+9
	Civil Violation	CV	10	▲	+233.3%	+7
	Total			14,337	▲	25.4%
Civil	Warrant in Debt	WD	641	▲	+53.0%	+222
	Garnishment	GA	442	▲	+18.8%	+70
	Other	OT	148	▲	+34.5%	+38
	Unlawful Detainer	UD	128	▼	-17.4%	-27
	Preliminary Protective Order	PP	60	▲	+39.5%	+17
	Protective Order	PO	59	▲	+78.8%	+26
	Admin License	AL	33	▲	+43.5%	+10
	Detinue	DT	12	↔		-
	Bond Forfeiture	BF	6	▲	-	+6
	Show Cause	SC	6	▲	+100.0%	+3
	Abstract	AJ	4	▲	+33.3%	+1
	Impoundment	IM	3	▼	-75.0%	-9
	Restricted Operators License	RL	2	▲	+100.0%	+1
	Interrogatory	IN	1	▼	-50.0%	-1
	Overweight	OC	1	▼	-66.7%	-2
	Petition-Restore Arms	PR	1	▼	-75.0%	-3
Total			1,547	▲	29.5%	+352
Civil Commitments	Mental Commitment	MC	754	▲	+3.4%	+25
	Emergency Custody Order	EC	62	▲	+24.0%	+12
	Temporary Detention Order	TD	60	▼	-29.4%	-25
	Other	OT	52	▼	-28.8%	-21
	Medical Emergency Temporary Detention Order	MT	2	▲	+100.0%	+1
	Petition	PT	0	▼	-100.0%	-1
Total			930	▼	-1.0%	-9
GRAND TOTAL			18,264	▲	23.9%	+3,527

Filings by Major Case Category**

Category	Summary	Change	% Change	Absolute Change
Felony	363	▲	+34.9%	+94
Garnishment	443	▼	+18.4%	+69
General Civil	658	▲	+50.2%	+220
Infraction/Civil Violation	10,361	▲	+15.7%	+1,403
Involuntary Civil Commitments	52	▼	-29.7%	-22
Landlord /Tenant	128	▼	-17.4%	-27
Misdemeanor	4,723	▲	+52.9%	+1,634

* Compared to same time period as previous year



** Case Type Categories are defined in the 2017 Virginia Judicial Workload Assessment

CPSS - GCMS CASELOAD STATISTICS OF THE GENERAL DISTRICT COURTS
 January 2024 thru September 2024 Filings (Compared to January 2023 thru September 2023)

Other	1,417	▲	+8.7%	+113
Protective Orders	119	▲	+56.6%	+43
GRAND TOTAL	18,264	▲	23.9%	+3,527

* Compared to same time period as previous year

** Case Type Categories are defined in the 2017 Virginia Judicial Workload Assessment
 Source: SCV-SQL-Information

2024 Overall GRAND TOTAL		Distribution of Caseload			Change*		Percentage (%) of Caseload		
15,656	-1,299	Criminal	2,019	13%	4.7% ▲	+90	Criminal	2023	2024
		Traffic	11,469	73%	-11.9% ▼	-1,547	Traffic	11.4%	12.9%
		Civil	1,911	12%	11.8% ▲	+201	Civil	76.8%	73.3%
		Civil Commitments	257	2%	-14.3% ▼	-43	Civil Commitments	10.1%	12.2%
		GRAND TOTAL	15,656	100%	-7.7% ▼	-1,299	GRAND TOTAL	1.8%	1.6%
							GRAND TOTAL	100%	100%

Filings by Division & Code

Division	Case Type Description	Code	Summary	Change	% Change	Absolute Change
Criminal	Misdemeanor	M	1,077	▲	+11.6%	+112
	Felony	F	639	▲	+3.9%	+24
	Capias	CA	183	▼	-13.7%	-29
	Show Cause	SC	100	▼	-11.5%	-13
	Civil Violation	CV	20	▼	-16.7%	-4
	Total			2,019	▲	4.7%
Traffic	Infraction	I	10,128	▼	-11.0%	-1,255
	Misdemeanor	M	1,273	▼	-20.0%	-319
	Capias	CA	31	▲	+244.4%	+22
	Felony	F	23	▲	+4.5%	+1
	Show Cause	SC	13	▲	+160.0%	+8
	Civil Violation	CV	1	▼	-75.0%	-3
	Restricted Operators License	RL	0	▼	-100.0%	-1
	Total			11,469	▼	-11.9%
Civil	Warrant in Debt	WD	855	▲	+48.7%	+280
	Garnishment	GA	546	▼	-1.1%	-6
	Other	OT	145	▲	-4.6%	-7
	Unlawful Detainer	UD	141	▼	-32.2%	-67
	Preliminary Protective Order	PP	61	▼	-18.7%	-14
	Protective Order	PO	58	▼	-13.4%	-9
	Admin License	AL	34	▲	+47.8%	+11
	Detinue	DT	25	▲	+78.6%	+11
	Impoundment	IM	22	▲	+120.0%	+12
	Abstract	AJ	11	↔		-
	Bond Forfeiture	BF	4	▼	-20.0%	-1
	Overweight	OC	2	▼	-33.3%	-1
	Petition-Restore Arms	PR	2	↔		-
	Show Cause	SC	2	▼	-50.0%	-2
	Interrogatory	IN	1	▼	-75.0%	-3
	Restricted Operators License	RL	1	↔		-
	Tenants Assertion	TA	1	▼	-66.7%	-2
	Motion for Judgment	MJ	0	▼	-100.0%	-1
Total			1,911	▲	11.8%	+201
Civil Commitments	Temporary Detention Order	TD	138	▼	-10.4%	-16
	Emergency Custody Order	EC	119	▼	-17.9%	-26
	Medical Emergency Temporary Detention Order	MT	0	▼	-100.0%	-1
	Total			257	▼	-14.3%
GRAND TOTAL			15,656	▼	-7.7%	-1,299

Filings by Major Case Category**

Category	Summary	Change	% Change	Absolute Change
Felony	662	▲	+3.9%	+25
Garnishment	547	▼	-1.6%	-9
General Civil	889	▲	+49.4%	+294
Infraction/Civil Violation	10,151	▼	-11.1%	-1,263
Landlord /Tenant	142	▼	-32.7%	-69
Misdemeanor	2,351	▼	-8.1%	-208
Other	795	▲	-5.5%	-46

* Compared to same time period as previous year

** Case Type Categories are defined in the 2017 Virginia Judicial Workload Assessment


CPSS - GCMS CASELOAD STATISTICS OF THE GENERAL DISTRICT COURTS
January 2024 thru September 2024 Filings (Compared to January 2023 thru September 2023)

Washington
District: 28 FIPS: 191

Protective Orders	119	▼	-16.2%	-23
GRAND TOTAL	15,656	▼	-7.7%	-1,299

* Compared to same time period as previous year

** Case Type Categories are defined in the 2017 Virginia Judicial Workload Assessment
Source: SCV-SQL-Information

2024 Overall GRAND TOTAL		Distribution of Caseload			Change*		Percentage (%) of Caseload		
4,425 +750 	Criminal	805	18%	5.4% ▲	+41	Criminal	20.8%	18.2%	
	Traffic	2,564	58%	37.8% ▲	+703	Traffic	50.6%	57.9%	
	Civil	1,035	23%	3.7% ▲	+37	Civil	27.2%	23.4%	
	Civil Commitments	21	0%	-59.6% ▼	-31	Civil Commitments	1.4%	0.5%	
	GRAND TOTAL	4,425	100%	20.4% ▲	+750	GRAND TOTAL	100%	100%	

Filings by Division & Code

Division	Case Type Description	Code	Summary	Change	% Change	Absolute Change
Criminal	Misdemeanor	M	446	▲	+5.4%	+23
	Show Cause	SC	175	▲	+430.3%	+142
	Felony	F	91	▼	-54.7%	-110
	Capias	CA	83	↔		-
	Civil Violation	CV	10	▼	-58.3%	-14
	Total			805	▲	5.4%
Traffic	Infraction	I	1,598	▲	+7.5%	+111
	Show Cause	SC	554	▲	+3,158.8%	+537
	Misdemeanor	M	323	▲	+4.9%	+15
	Capias	CA	85	▲	+102.4%	+43
	Felony	F	3	▼	-50.0%	-3
	Civil Violation	CV	1	▲	-	+1
	Restricted Operators License	RL	0	▼	-100.0%	-1
	Total			2,564	▲	37.8%
Civil	Warrant in Debt	WD	630	▲	+9.9%	+57
	Garnishment	GA	196	▼	-3.9%	-8
	Other	OT	76	▲	+13.4%	+9
	Preliminary Protective Order	PP	37	▲	+12.1%	+4
	Protective Order	PO	20	▼	-31.0%	-9
	Unlawful Detainer	UD	17	▼	-19.0%	-4
	Bond Forfeiture	BF	15	▼	-40.0%	-10
	Detinue	DT	13	▲	+116.7%	+7
	Impoundment	IM	11	▲	+37.5%	+3
	Abstract	AJ	5	▼	-37.5%	-3
	Admin License	AL	5	▼	-54.5%	-6
	Overweight	OC	4	▲	+33.3%	+1
	Motion for Judgment	MJ	3	▲	-	+3
	Show Cause	SC	2	▼	-80.0%	-8
	Tenants Assertion	TA	1	▲	-	+1
Total			1,035	▲	3.7%	+37
Civil Commitments	Temporary Detention Order	TD	13	▼	-59.4%	-19
	Emergency Custody Order	EC	8	▼	-60.0%	-12
	Total			21	▼	-59.6%
GRAND TOTAL			4,425	▲	20.4%	+750

Filings by Major Case Category**



Category	Summary	Change	% Change	Absolute Change
Felony	94	▼	-54.6%	-113
Garnishment	196	▼	-3.9%	-8
General Civil	652	▲	+11.8%	+69
Infraction/Civil Violation	1,613	▲	+6.5%	+99
Landlord /Tenant	18	▲	-14.3%	-3
Misdemeanor	769	▼	+5.1%	+37
Other	1,026	▲	+191.5%	+674
Protective Orders	57	▼	-8.1%	-5
GRAND TOTAL	4,425	▲	20.4%	+750

* Compared to same time period as previous year

** Case Type Categories are defined in the 2017 Virginia Judicial Workload Assessment

* Compared to same time period as previous year

** Case Type Categories are defined in the 2017 Virginia Judicial Workload Assessment
Source: SCV-SQL-Information

2024 Overall GRAND TOTAL		Distribution of Caseload		Change*		Percentage (%) of Caseload			
1,805	-273	Criminal	612	34%	15.7% ▲	+83	Criminal	2023 25.5%	2024 33.9%
		Traffic	566	31%	-40.7% ▼	-389	Traffic	46.0%	31.4%
		Civil	496	27%	7.1% ▲	+33	Civil	22.3%	27.5%
		Civil Commitments	131	7%	0.0%	0	Civil Commitments	6.3%	7.3%
		GRAND TOTAL	1,805	100%	-13.1% ▼	-273	GRAND TOTAL	100%	100%

Filings by Division & Code

Division	Case Type Description	Code	Summary	Change	% Change	Absolute Change
Criminal	Misdemeanor	M	336	▲	+12.0%	+36
	Felony	F	199	▲	+26.8%	+42
	Capias	CA	62	▲	+31.9%	+15
	Show Cause	SC	8	▼	-42.9%	-6
	Civil Violation	CV	5	▼	-50.0%	-5
	Restricted Operators License	RL	2	▲	+100.0%	+1
	Total			612	▲	15.7%
Traffic	Infraction	I	436	▼	-44.0%	-342
	Misdemeanor	M	118	▼	-23.9%	-37
	Capias	CA	11	▼	-38.9%	-7
	Felony	F	1	▼	-50.0%	-1
	Show Cause	SC	0	▼	-100.0%	-2
	Total			566	▼	-40.7%
Civil	Warrant in Debt	WD	232	▲	+19.6%	+38
	Garnishment	GA	127	▲	+54.9%	+45
	Other	OT	32	▼	-44.8%	-26
	Show Cause	SC	28	▲	+2,700.0%	+27
	Unlawful Detainer	UD	23	▼	-11.5%	-3
	Protective Order	PO	18	▼	-41.9%	-13
	Impoundment	IM	14	▼	-56.3%	-18
	Preliminary Protective Order	PP	11	▼	-38.9%	-7
	Detinue	DT	4	▼	-60.0%	-6
	Admin License	AL	3	▼	-70.0%	-7
	Interrogatory	IN	1	↔		-
	Overweight	OC	1	▲	-	+1
	Petition-Restore Arms	PR	1	▲	-	+1
	Restricted Operators License	RL	1	▲	-	+1
	Total			496	▲	7.1%
Civil Commitments	Mental Commitment	MC	77	▲	+26.2%	+16
	Temporary Detention Order	TD	36	▼	-14.3%	-6
	Emergency Custody Order	EC	15	▼	-40.0%	-10
	Other	OT	3	↔		-
Total			131		0.0%	0
GRAND TOTAL			1,805	▼	-13.1%	-273

Filings by Major Case Category**

Category	Summary	Change	% Change	Absolute Change
Felony	200	▼	+25.8%	+41
Garnishment	128	▲	+54.2%	+45
General Civil	243	▲	+12.0%	+26
Infraction/Civil Violation	442	▲	-43.9%	-346
Involuntary Civil Commitments	3	↔		0
Landlord /Tenant	23	▼	-11.5%	-3
Misdemeanor	457	▲	+0.2%	+1
Other	280	▲	-5.7%	-17
Protective Orders	29	▼	-40.8%	-20

* Compared to same time period as previous year



** Case Type Categories are defined in the 2017 Virginia Judicial Workload Assessment

CPSS - GCMS CASELOAD STATISTICS OF THE GENERAL DISTRICT COURTS
January 2024 thru September 2024 Filings (Compared to January 2023 thru September 2023)

<i>GRAND TOTAL</i>	1,805	▼	-13.1%	-273
---------------------------	--------------	---	--------	------

* Compared to same time period as previous year

** Case Type Categories are defined in the 2017 Virginia Judicial Workload Assessment
Source: SCV-SQL-Information

2024 Overall GRAND TOTAL		Distribution of Caseload			Change*		Percentage (%) of Caseload		
4,695	-208	Criminal	1,020	22%	4.6% ▲	+45	Criminal	2023	2024
		Traffic	2,179	46%	-18.1% ▼	-480	Traffic	19.9%	21.7%
		Civil	1,239	26%	35.0% ▲	+321	Civil	54.2%	46.4%
		Civil Commitments	257	5%	-26.8% ▼	-94	Civil Commitments	18.7%	26.4%
		GRAND TOTAL	4,695	100%	-4.2% ▼	-208	GRAND TOTAL	7.2%	5.5%
							GRAND TOTAL	100%	100%

Filings by Division & Code

Division	Case Type Description	Code	Summary	Change	% Change	Absolute Change
Criminal	Misdemeanor	M	486	▲	+12.2%	+53
	Felony	F	222	▲	+2.8%	+6
	Show Cause	SC	201	▼	-9.9%	-22
	Capias	CA	93	▲	+3.3%	+3
	Civil Violation	CV	18	▲	+38.5%	+5
	Total			1,020	▲	4.6%
Traffic	Infraction	I	1,067	▼	-30.0%	-457
	Show Cause	SC	667	▼	-6.8%	-49
	Misdemeanor	M	347	▲	+3.9%	+13
	Capias	CA	68	▲	+6.3%	+4
	Felony	F	18	▲	+38.5%	+5
	Civil Violation	CV	8	▲	+60.0%	+3
	Restricted Operators License	RL	3	↔		-
	Motion	MO	1	▲	-	+1
	Total			2,179	▼	-18.1%
Civil	Warrant in Debt	WD	687	▲	+56.5%	+248
	Garnishment	GA	255	▲	+32.1%	+62
	Other	OT	97	▲	+15.5%	+13
	Preliminary Protective Order	PP	49	▲	+6.5%	+3
	Bond Forfeiture	BF	44	▼	-8.3%	-4
	Unlawful Detainer	UD	44	▼	-18.5%	-10
	Protective Order	PO	17	▲	+13.3%	+2
	Overweight	OC	11	▲	+57.1%	+4
	Detinue	DT	9	▲	+28.6%	+2
	Impoundment	IM	8	▲	+60.0%	+3
	Admin License	AL	6	↔		-
	Abstract	AJ	4	▼	-42.9%	-3
	Interrogatory	IN	3	▲	+50.0%	+1
	Petition-Restore Arms	PR	3	▲	+200.0%	+2
	Show Cause	SC	1	▼	-66.7%	-2
	Tenants Assertion	TA	1	▲	-	+1
	Motion for Judgment	MJ	0	▼	-100.0%	-1
Total			1,239	▲	35.0%	+321
Civil Commitments	Mental Commitment	MC	192	▼	-32.2%	-91
	Temporary Detention Order	TD	34	▼	-15.0%	-6
	Emergency Custody Order	EC	24	▲	+14.3%	+3
	Other	OT	7	↔		-
Total			257	▼	-26.8%	-94
GRAND TOTAL			4,695	▼	-4.2%	-208

Filings by Major Case Category**

Category	Summary	Change	% Change	Absolute Change
Felony	240	▲	+4.8%	+11
Garnishment	258	▲	+32.3%	+63
General Civil	711	▲	+57.6%	+260
Infraction/Civil Violation	1,104	▲	-28.7%	-445
Involuntary Civil Commitments	7	↔		0
Landlord /Tenant	45	▲	-16.7%	-9

* Compared to same time period as previous year

** Case Type Categories are defined in the 2017 Virginia Judicial Workload Assessment

CPSS - GCMS CASELOAD STATISTICS OF THE GENERAL DISTRICT COURTS
 January 2024 thru September 2024 Filings (Compared to January 2023 thru September 2023)

Misdemeanor	836	▲	+8.6%	+66
Other	1,428	▲	-10.0%	-159
Protective Orders	66	▲	+8.2%	+5
GRAND TOTAL	4,695	▼	-4.2%	-208

* Compared to same time period as previous year

** Case Type Categories are defined in the 2017 Virginia Judicial Workload Assessment
 Source: SCV-SQL-Information

2024 Overall GRAND TOTAL		Distribution of Caseload			Change*		Percentage (%) of Caseload			
7,618	-247	Criminal	2,036	27%	-5.3%	▼	-114	Criminal	2023: 27.3%	2024: 26.7%
		Traffic	3,653	48%	-7.3%	▼	-288	Traffic	50.1%	48.0%
2024		Civil	1,810	24%	8.5%	▲	+142	Civil	21.2%	23.8%
2023		Civil Commitments	119	2%	12.3%	▲	+13	Civil Commitments	1.3%	1.6%
		GRAND TOTAL	7,618	100%	-3.1%	▼	-247	GRAND TOTAL	100%	100%

Filings by Division & Code

Division	Case Type Description	Code	Summary	Change	% Change	Absolute Change
Criminal	Misdemeanor	M	1,327	▼	-0.1%	-1
	Felony	F	396	▼	-18.5%	-90
	Capias	CA	187	▼	-4.6%	-9
	Civil Violation	CV	80	▼	-18.4%	-18
	Show Cause	SC	44	▲	+4.8%	+2
	Restricted Operators License	RL	2	▲	-	+2
	Total			2,036	▼	-5.3%
Traffic	Infraction	I	2,891	▼	-8.7%	-275
	Misdemeanor	M	690	▼	-2.4%	-17
	Capias	CA	50	▲	+22.0%	+9
	Felony	F	9	▼	-55.0%	-11
	Show Cause	SC	7	▲	+75.0%	+3
	Civil Violation	CV	4	▲	+300.0%	+3
	Restricted Operators License	RL	2	↔	-	-
Total			3,653	▼	-7.3%	-288
Civil	Warrant in Debt	WD	727	▲	+32.4%	+178
	Garnishment	GA	403	↔	-	-
	Unlawful Detainer	UD	195	▲	+4.3%	+8
	Other	OT	181	▼	+9.7%	+16
	Preliminary Protective Order	PP	70	▲	+32.1%	+17
	Bond Forfeiture	BF	66	▼	-18.5%	-15
	Detinue	DT	57	▼	-36.7%	-33
	Protective Order	PO	36	▲	+100.0%	+18
	Impoundment	IM	28	▼	-41.7%	-20
	Admin License	AL	22	▼	-29.0%	-9
	Interrogatory	IN	8	▼	-33.3%	-4
	Abstract	AJ	7	▼	-30.0%	-3
	Show Cause	SC	4	▼	-42.9%	-3
	Petition-Restore Arms	PR	3	▲	+50.0%	+1
	Motion for Judgment	MJ	2	▼	-71.4%	-5
Counter Claim	CC	1	▼	-50.0%	-1	
Tenants Assertion	TA	0	▼	-100.0%	-3	
Total			1,810	▲	8.5%	+142
Civil Commitments	Temporary Detention Order	TD	72	▲	+1.4%	+1
	Emergency Custody Order	EC	45	▲	+40.6%	+13
	Medical Emergency Temporary Detention Order	MT	1	▲	-	+1
	Mental Commitment	MC	1	▼	-66.7%	-2
Total			119	▲	12.3%	+13
GRAND TOTAL			7,618	▼	-3.1%	-247

Filings by Major Case Category**

Category	Summary	Change	% Change	Absolute Change
Felony	405	▼	-20.0%	-101
Garnishment	411	▼	-1.0%	-4
General Civil	798	▼	+20.7%	+137
Infraction/Civil Violation	2,975	▲	-8.9%	-290
Landlord /Tenant	195	▼	+2.6%	+5
Misdemeanor	2,021	▲	-0.8%	-16

* Compared to same time period as previous year

** Case Type Categories are defined in the 2017 Virginia Judicial Workload Assessment

CPSS - GCMS CASELOAD STATISTICS OF THE GENERAL DISTRICT COURTS
January 2024 thru September 2024 Filings (Compared to January 2023 thru September 2023)

Other	707	▲	-1.8%	-13
Protective Orders	106	▲	+49.3%	+35
GRAND TOTAL	7,618	▼	-3.1%	-247

* Compared to same time period as previous year

** Case Type Categories are defined in the 2017 Virginia Judicial Workload Assessment
Source: SCV-SQL-Information

2024 Overall GRAND TOTAL		Distribution of Caseload			Change*		Percentage (%) of Caseload			
4,063	+109	Criminal	753	19%	-18.6%	▼	-172	Criminal	2023: 23.4%	2024: 18.5%
		Traffic	2,507	62%	4.2%	▲	+102	Traffic	60.8%	61.7%
2024		Civil	759	19%	31.3%	▲	+181	Civil	14.6%	18.7%
2023		Civil Commitments	44	1%	-4.3%	▼	-2	Civil Commitments	1.2%	1.1%
		GRAND TOTAL	4,063	100%	2.8%	▲	+109	GRAND TOTAL	100%	100%

Filings by Division & Code

Division	Case Type Description	Code	Summary	Change	% Change	Absolute Change
Criminal	Misdemeanor	M	465	▼	-16.1%	-89
	Felony	F	185	▼	-20.3%	-47
	Capias	CA	57	▼	-24.0%	-18
	Show Cause	SC	31	▼	-38.0%	-19
	Civil Violation	CV	14	↔		-
	Restricted Operators License	RL	1	▲	-	+1
	Total			753	▼	-18.6%
Traffic	Infraction	I	2,065	▲	+5.7%	+112
	Misdemeanor	M	393	▼	-2.5%	-10
	Capias	CA	21	▼	-12.5%	-3
	Show Cause	SC	19	▲	+26.7%	+4
	Felony	F	6	▼	-33.3%	-3
	Restricted Operators License	RL	2	▲	+100.0%	+1
	Civil Violation	CV	1	▲	-	+1
Total			2,507	▲	4.2%	+102
Civil	Warrant in Debt	WD	296	▲	+52.6%	+102
	Garnishment	GA	157	▲	+20.8%	+27
	Other	OT	105	▲	+50.0%	+35
	Unlawful Detainer	UD	67	▲	+1.5%	+1
	Preliminary Protective Order	PP	58	▲	+56.8%	+21
	Protective Order	PO	44	▲	+37.5%	+12
	Detinue	DT	6	▼	-33.3%	-3
	Admin License	AL	5	▲	+150.0%	+3
	Show Cause	SC	5	▼	-58.3%	-7
	Impoundment	IM	4	▼	-20.0%	-1
	Interrogatory	IN	4	▲	+300.0%	+3
	Overweight	OC	3	▼	-72.7%	-8
	Restricted Operators License	RL	2	▲	-	+2
	Capias	CA	1	↔		-
	Motion for Judgment	MJ	1	▼	-66.7%	-2
	Tenants Assertion	TA	1	▲	-	+1
	Abstract	AJ	0	▼	-100.0%	-4
Petition-Restore Arms	PR	0	▼	-100.0%	-1	
Total			759	▲	31.3%	+181
Civil Commitments	Emergency Custody Order	EC	28	▲	+7.7%	+2
	Temporary Detention Order	TD	16	▼	-15.8%	-3
	Medical Emergency Custody Order	ME	0	▼	-100.0%	-1
Total			44	▼	-4.3%	-2
GRAND TOTAL			4,063	▲	2.8%	+109

Filings by Major Case Category**

Category	Summary	Change	% Change	Absolute Change
Felony	191	▼	-20.7%	-50
Garnishment	161	▲	+22.9%	+30
General Civil	308	▼	+44.6%	+95
Infraction/Civil Violation	2,083	▲	+5.3%	+105
Landlord /Tenant	68	▲	+3.0%	+2
Misdemeanor	863	▲	-9.9%	-95

* Compared to same time period as previous year

** Case Type Categories are defined in the 2017 Virginia Judicial Workload Assessment



CPSS - GCMS CASELOAD STATISTICS OF THE GENERAL DISTRICT COURTS

January 2024 thru September 2024 Filings (Compared to January 2023 thru September 2023)

Other	287	▼	-3.7%	-11
Protective Orders	102	▲	+47.8%	+33
GRAND TOTAL	4,063	▲	2.8%	+109

* Compared to same time period as previous year

** Case Type Categories are defined in the 2017 Virginia Judicial Workload Assessment
Source: SCV-SQL-Information

2024 Overall GRAND TOTAL		Distribution of Caseload			Change*		Percentage (%) of Caseload		
5,743	+331	Criminal	1,015	18%	2.2% ▲	+22	Criminal	2023	2024
		Traffic	4,094	71%	5.0% ▲	+194	Traffic	18.3%	17.7%
		Civil	604	11%	19.6% ▲	+99	Civil	72.1%	71.3%
		Civil Commitments	30	1%	114.3% ▲	+16	Civil Commitments	9.3%	10.5%
		GRAND TOTAL	5,743	100%	6.1% ▲	+331	GRAND TOTAL	0.3%	0.5%
							GRAND TOTAL	100%	100%

Filings by Division & Code

Division	Case Type Description	Code	Summary	Change	% Change	Absolute Change
Criminal	Misdemeanor	M	603	▲	+5.1%	+29
	Felony	F	315	▲	+12.1%	+34
	Capias	CA	49	▼	-31.9%	-23
	Civil Violation	CV	24	▲	+14.3%	+3
	Show Cause	SC	24	▼	-44.2%	-19
	Restricted Operators License	RL	0	▼	-100.0%	-2
	Total			1,015	▲	2.2%
Traffic	Infraction	I	3,387	▲	+9.6%	+298
	Misdemeanor	M	669	▼	-8.9%	-65
	Show Cause	SC	15	▼	-40.0%	-10
	Capias	CA	13	▼	-53.6%	-15
	Felony	F	8	▼	-52.9%	-9
	Civil Violation	CV	2	▼	-71.4%	-5
Total			4,094	▲	5.0%	+194
Civil	Warrant in Debt	WD	276	▲	+46.0%	+87
	Garnishment	GA	195	▲	+48.9%	+64
	Other	OT	38	▼	-35.6%	-21
	Unlawful Detainer	UD	28	▼	-42.9%	-21
	Preliminary Protective Order	PP	24	▼	-17.2%	-5
	Detinue	DT	12	▲	+140.0%	+7
	Admin License	AL	11	▲	+175.0%	+7
	Protective Order	PO	7	▼	-41.7%	-5
	Restricted Operators License	RL	5	↔		-
	Impoundment	IM	4	▼	-55.6%	-5
	Abstract	AJ	3	▲	+200.0%	+2
	Overweight	OC	1	▼	-66.7%	-2
	Emergency Substantial Risk Order	SR	0	▼	-100.0%	-1
	Interrogatory	IN	0	▼	-100.0%	-5
	Show Cause	SC	0	▼	-100.0%	-3
Total			604	▲	19.6%	+99
Civil Commitments	Emergency Custody Order	EC	16	▲	+77.8%	+7
	Temporary Detention Order	TD	13	▲	+160.0%	+8
	Mental Commitment	MC	1	▲	-	+1
Total			30	▲	114.3%	+16
GRAND TOTAL			5,743	▲	6.1%	+331

Filings by Major Case Category**

Category	Summary	Change	% Change	Absolute Change
Felony	323	▼	+8.4%	+25
Garnishment	195	▼	+43.4%	+59
General Civil	292	▲	+45.3%	+91
Infraction/Civil Violation	3,414	▼	+9.4%	+294
Landlord /Tenant	28	▼	-42.9%	-21
Misdemeanor	1,277	▼	-2.9%	-38
New to Workload Study	0	▼	-100.0%	-1
Other	183	▲	-27.1%	-68
Protective Orders	31	▼	-24.4%	-10

* Compared to same time period as previous year



** Case Type Categories are defined in the 2017 Virginia Judicial Workload Assessment

CPSS - GCMS CASELOAD STATISTICS OF THE GENERAL DISTRICT COURTS
January 2024 thru September 2024 Filings (Compared to January 2023 thru September 2023)

<i>GRAND TOTAL</i>	5,743	▲	6.1%	+331
---------------------------	--------------	---	------	------

* Compared to same time period as previous year

** Case Type Categories are defined in the 2017 Virginia Judicial Workload Assessment
Source: SCV-SQL-Information

2024 Overall GRAND TOTAL		Distribution of Caseload			Change*		Percentage (%) of Caseload			
9,094	+596	Criminal	2,218	24%	-10.9%	▼	-271	Criminal	2023 29.3%	2024 24.4%
		Traffic	4,750	52%	14.2%	▲	+591	Traffic	48.9%	52.2%
2024 		Civil	2,065	23%	17.7%	▲	+311	Civil	20.6%	22.7%
2023 		Civil Commitments	61	1%	-36.5%	▼	-35	Civil Commitments	1.1%	0.7%
		GRAND TOTAL	9,094	100%	7.0%	▲	+596	GRAND TOTAL	100%	100%

Filings by Division & Code

Division	Case Type Description	Code	Summary	Change	% Change	Absolute Change
Criminal	Misdemeanor	M	1,444	▼	-5.0%	-76
	Felony	F	332	▼	-27.7%	-127
	Capias	CA	267	▼	-14.1%	-44
	Show Cause	SC	155	▼	-9.9%	-17
	Civil Violation	CV	20	▼	-25.9%	-7
	Total			2,218	▼	-10.9%
Traffic	Infraction	I	3,511	▲	+18.1%	+539
	Misdemeanor	M	1,121	▲	+6.2%	+65
	Show Cause	SC	59	▼	-10.6%	-7
	Capias	CA	47	▼	-14.5%	-8
	Felony	F	11	▲	+22.2%	+2
	Civil Violation	CV	1	↔		-
Total			4,750	▲	14.2%	+591
Civil	Warrant in Debt	WD	771	▲	+42.5%	+230
	Garnishment	GA	575	▲	+26.4%	+120
	Other	OT	236	▼	-8.2%	-21
	Unlawful Detainer	UD	213	▼	-6.6%	-15
	Preliminary Protective Order	PP	85	▲	+6.3%	+5
	Protective Order	PO	79	▲	+75.6%	+34
	Admin License	AL	26	▲	+44.4%	+8
	Show Cause	SC	22	▼	-4.3%	-1
	Detinue	DT	17	▼	-39.3%	-11
	Impoundment	IM	11	▼	-65.6%	-21
	Bond Forfeiture	BF	7	▼	-58.8%	-10
	Interrogatory	IN	5	▲	-	+5
	Tenants Assertion	TA	5	▲	+150.0%	+3
	Motion for Judgment	MJ	4	▲	+100.0%	+2
	Abstract	AJ	3	▲	-	+3
	Restricted Operators License	RL	3	▼	-25.0%	-1
	Overweight	OC	2	▼	-77.8%	-7
	Counter Claim	CC	1	▲	-	+1
	Capias	CA	0	▼	-100.0%	-11
	Petition-Restore Arms	PR	0	▼	-100.0%	-2
Total			2,065	▲	17.7%	+311
Civil Commitments	Emergency Custody Order	EC	35	▼	-27.1%	-13
	Temporary Detention Order	TD	24	▼	-25.0%	-8
	Medical Emergency Temporary Detention Order	MT	1	▲	-	+1
	Other	OT	1	▲	-	+1
	Mental Commitment	MC	0	▼	-100.0%	-15
	Petition	PT	0	▼	-100.0%	-1
Total			61	▼	-36.5%	-35
GRAND TOTAL			9,094	▲	7.0%	+596

Filings by Major Case Category**

Category	Summary	Change	% Change	Absolute Change
Felony	343	▼	-26.7%	-125
Garnishment	580	▲	+27.5%	+125
General Civil	818	▼	+30.9%	+193

* Compared to same time period as previous year


** Case Type Categories are defined in the 2017 Virginia Judicial Workload Assessment

CPSS - GCMS CASELOAD STATISTICS OF THE GENERAL DISTRICT COURTS
 January 2024 thru September 2024 Filings (Compared to January 2023 thru September 2023)

Infraction/Civil Violation	3,534	▼	+17.4%	+525
Involuntary Civil Commitments	1	▲		0
Landlord /Tenant	218	▲	-5.2%	-12
Misdemeanor	2,568	▼	-0.5%	-12
Other	868	▲	-13.6%	-137
Protective Orders	164	▲	+31.2%	+39
GRAND TOTAL	9,094	▲	7.0%	+596

* Compared to same time period as previous year

** Case Type Categories are defined in the 2017 Virginia Judicial Workload Assessment
 Source: SCV-SQL-Information

2024 Overall GRAND TOTAL		Distribution of Caseload			Change*		Percentage (%) of Caseload		
91,564	+10,391	Criminal	14,001	15%	3.4% ▲	+463	Criminal	2023 16.7%	2024 15.3%
		Traffic	54,085	59%	14.6% ▲	+6,910	Traffic	58.1%	59.1%
2024		Civil	22,645	25%	15.1% ▲	+2,979	Civil	24.2%	24.7%
2023		Civil Commitments	833	1%	4.9% ▲	+39	Civil Commitments	1.0%	0.9%
		GRAND TOTAL	91,564	100%	12.8% ▲	+10,391	GRAND TOTAL	100%	100%

Filings by Division & Code

Division	Case Type Description	Code	Summary	Change	% Change	Absolute Change
Criminal	Misdemeanor	M	7,173	▲	+1.1%	+75
	Felony	F	3,242	▼	-9.4%	-337
	Capias	CA	2,472	▲	+29.0%	+556
	Show Cause	SC	688	▲	+23.3%	+130
	Civil Violation	CV	426	▲	+10.1%	+39
	Total			14,001	▲	3.4%
Traffic	Infraction	I	44,526	▲	+16.4%	+6,261
	Misdemeanor	M	8,960	▲	+6.2%	+520
	Civil Violation	CV	170	▲	+93.2%	+82
	Felony	F	157	▲	+8.3%	+12
	Capias	CA	131	▲	+12.9%	+15
	Other	O	86	▲	+48.3%	+28
	Show Cause	SC	37	▼	-17.8%	-8
	Restricted Operators License	RL	18	↔		-
	Total			54,085	▲	14.6%
Civil	Warrant in Debt	WD	9,780	▲	+33.3%	+2,445
	Garnishment	GA	5,746	▲	+5.4%	+293
	Unlawful Detainer	UD	3,678	▲	+5.7%	+198
	Admin License	AL	707	▼	-1.0%	-7
	Other	OT	494	▲	+8.6%	+39
	Zoning Violation	ZO	432	▼	-16.0%	-82
	Preliminary Protective Order	PP	368	▲	+14.6%	+47
	Show Cause	SC	361	▼	-2.4%	-9
	Protective Order	PO	313	▲	+28.8%	+70
	Interrogatory	IN	273	▼	-3.5%	-10
	Abstract	AJ	216	▲	+24.1%	+42
	Impoundment	IM	123	▲	+5.1%	+6
	Detinue	DT	31	▼	-22.5%	-9
	Overweight	OC	31	▼	-35.4%	-17
	Tenants Assertion	TA	27	▲	+17.4%	+4
	Counter Claim	CC	23	▼	-25.8%	-8
	Motion for Judgment	MJ	12	▼	-55.6%	-15
	Motor Carrier	MC	10	▲	+42.9%	+3
	Capias	CA	7	▼	-56.3%	-9
	Bond Forfeiture	BF	4	↔		-
	Petition-Restore Arms	PR	4	▼	-20.0%	-1
	Petition to Require Blood Test	BT	2	▲	-	+2
	Third Party Claim	TH	2	▲	+100.0%	+1
	Restricted Operators License	RL	1	▼	-75.0%	-3
Mechanic's Lien	ML	0	▼	-100.0%	-1	
Total			22,645	▲	15.1%	+2,979
Civil Commitments	Temporary Detention Order	TD	393	▲	+5.9%	+22
	Mental Commitment	MC	336	▲	+21.3%	+59
	Emergency Custody Order	EC	88	▼	-30.7%	-39
	Petition	PT	13	▲	+225.0%	+9
	Medical Emergency Temporary Detention Order	MT	2	▼	-71.4%	-5
	Medical Emergency Custody Order	ME	1	▼	-83.3%	-5
	Other	OT	0	▼	-100.0%	-2
Total			833	▲	4.9%	+39
GRAND TOTAL			91,564	▲	12.8%	+10,391

* Compared to same time period as previous year



** Case Type Categories are defined in the 2017 Virginia Judicial Workload Assessment

Filings by Major Case Category**

Category	Summary	Change	% Change	Absolute Change
Felony	3,399	▼	-8.7%	-325
Garnishment	6,019	▲	+4.9%	+283
General Civil	10,131	▼	+32.2%	+2,468
Infraction/Civil Violation	45,249	▲	+16.5%	+6,396
Involuntary Civil Commitments	13	▲	+116.7%	+7
Landlord /Tenant	3,705	▲	+5.8%	+202
Misdemeanor	16,584	▼	+3.2%	+510
Other	5,783	▲	+14.5%	+733
Protective Orders	681	▲	+20.7%	+117
GRAND TOTAL	91,564	▲	12.8%	+10,391

* Compared to same time period as previous year

** Case Type Categories are defined in the 2017 Virginia Judicial Workload Assessment
 Source: SCV-SQL-Information

2024 Overall GRAND TOTAL		Distribution of Caseload			Change*		Percentage (%) of Caseload		
11,579	+1,627	Criminal	913	8%	8.4% ▲	+71	Criminal	2023: 8.5%	2024: 7.9%
		Traffic	8,441	73%	27.0% ▲	+1,795	Traffic	66.8%	72.9%
		Civil	2,158	19%	-10.0% ▼	-241	Civil	24.1%	18.6%
		Civil Commitments	67	1%	3.1% ▲	+2	Civil Commitments	0.7%	0.6%
		GRAND TOTAL	11,579	100%	16.3% ▲	+1,627	GRAND TOTAL	100%	100%

Filings by Division & Code

Division	Case Type Description	Code	Summary	Change	% Change	Absolute Change
Criminal	Misdemeanor	M	629	▲	+19.4%	+102
	Felony	F	180	▼	-11.8%	-24
	Show Cause	SC	50	▼	-7.4%	-4
	Capias	CA	37	▼	-11.9%	-5
	Civil Violation	CV	17	▲	+13.3%	+2
	Total			913	▲	8.4%
Traffic	Infraction	I	6,222	▲	+21.4%	+1,096
	Misdemeanor	M	2,133	▲	+46.3%	+675
	Capias	CA	47	▲	+23.7%	+9
	Felony	F	19	▲	+46.2%	+6
	Show Cause	SC	19	▲	+72.7%	+8
	Civil Violation	CV	1	▲	-	+1
	Total			8,441	▲	27.0%
Civil	Garnishment	GA	859	▲	+1.1%	+9
	Warrant in Debt	WD	855	▼	-14.2%	-141
	Unlawful Detainer	UD	141	▼	-20.3%	-36
	Other	OT	104	▼	-1.0%	-1
	Detinue	DT	55	▼	-17.9%	-12
	Preliminary Protective Order	PP	39	▼	-11.4%	-5
	Protective Order	PO	30	▼	-34.8%	-16
	Abstract	AJ	22	↔	-	-
	Admin License	AL	22	↔	-	-
	Impoundment	IM	13	▲	+30.0%	+3
	Overweight	OC	6	▼	-87.5%	-42
	Counter Claim	CC	3	▼	-40.0%	-2
	Interrogatory	IN	2	↔	-	-
	Motion for Judgment	MJ	2	▲	-	+2
	Tenants Assertion	TA	2	↔	-	-
	Capias	CA	1	▲	-	+1
	Restricted Operators License	RL	1	▼	-50.0%	-1
	Show Cause	SC	1	↔	-	-
	Total			2,158	▼	-10.0%
Civil Commitments	Temporary Detention Order	TD	48	↔	-	-
	Emergency Custody Order	EC	18	▲	+12.5%	+2
	Medical Emergency Temporary Detention Order	MT	1	▲	-	+1
	Mental Commitment	MC	0	▼	-100.0%	-1
	Total			67	▲	3.1%
GRAND TOTAL			11,579	▲	16.3%	+1,627

Filings by Major Case Category**

Category	Summary	Change	% Change	Absolute Change
Felony	199	▲	-8.3%	-18
Garnishment	861	▲	+1.1%	+9
General Civil	920	▲	-14.1%	-151
Infraction/Civil Violation	6,246	▲	+20.4%	+1,057
Landlord /Tenant	143	▼	-20.1%	-36
Misdemeanor	2,763	▲	+39.1%	+776
Other	378	▲	+3.0%	+11

* Compared to same time period as previous year



** Case Type Categories are defined in the 2017 Virginia Judicial Workload Assessment

CPSS - GCMS CASELOAD STATISTICS OF THE GENERAL DISTRICT COURTS
January 2024 thru September 2024 Filings (Compared to January 2023 thru September 2023)

Protective Orders	69	▼	-23.3%	-21
GRAND TOTAL	11,579	▲	16.3%	+1,627

* Compared to same time period as previous year

** Case Type Categories are defined in the 2017 Virginia Judicial Workload Assessment
Source: SCV-SQL-Information

2024 Overall GRAND TOTAL		Distribution of Caseload			Change*		Percentage (%) of Caseload		
23,164	+1,940	Criminal	538	2%	-1.1% ▼	-6	Criminal	2023	2024
		Traffic	22,003	95%	10.2% ▲	+2,039	Traffic	2.6%	2.3%
2024 		Civil	605	3%	-12.1% ▼	-83	Civil	94.1%	95.0%
2023 		Civil Commitments	18	0%	-35.7% ▼	-10	Civil Commitments	3.2%	2.6%
		GRAND TOTAL	23,164	100%	9.1% ▲	+1,940	GRAND TOTAL	0.1%	0.1%
							GRAND TOTAL	100%	100%

Filings by Division & Code

Division	Case Type Description	Code	Summary	Change	% Change	Absolute Change
Criminal	Misdemeanor	M	355	▲	+2.3%	+8
	Felony	F	117	↔		-
	Show Cause	SC	27	▼	-28.9%	-11
	Civil Violation	CV	21	▲	+250.0%	+15
	Capias	CA	18	▼	-50.0%	-18
	Total			538	▼	-1.1%
Traffic	Infraction	I	18,506	▲	+11.2%	+1,862
	Misdemeanor	M	3,405	▲	+6.0%	+193
	Capias	CA	64	▼	-25.6%	-22
	Show Cause	SC	21	▲	+90.9%	+10
	Felony	F	7	▼	-36.4%	-4
	Total			22,003	▲	10.2%
Civil	Warrant in Debt	WD	233	▼	-22.6%	-68
	Garnishment	GA	204	▼	-3.8%	-8
	Unlawful Detainer	UD	63	▲	+43.2%	+19
	Other	OT	41	▼	-36.9%	-24
	Admin License	AL	17	↔		-
	Preliminary Protective Order	PP	17	▲	+112.5%	+9
	Protective Order	PO	14	▲	+100.0%	+7
	Detinue	DT	6	▲	+20.0%	+1
	Abstract	AJ	4	▼	-69.2%	-9
	Impoundment	IM	4	▼	-55.6%	-5
	Interrogatory	IN	2	▼	-50.0%	-2
	Bond Forfeiture	BF	0	▼	-100.0%	-1
	Overweight	OC	0	▼	-100.0%	-1
	Show Cause	SC	0	▼	-100.0%	-1
	Total			605	▼	-12.1%
Civil Commitments	Temporary Detention Order	TD	12	▼	-40.0%	-8
	Emergency Custody Order	EC	6	▼	-14.3%	-1
	Other	OT	0	▼	-100.0%	-1
Total			18	▼	-35.7%	-10
GRAND TOTAL			23,164	▲	9.1%	+1,940

Filings by Major Case Category**

Category	Summary	Change	% Change	Absolute Change
Felony	124	▼	-3.1%	-4
Garnishment	206	▼	-4.6%	-10
General Civil	241	▼	-22.5%	-70
Infraction/Civil Violation	18,527	▲	+11.3%	+1,876
Involuntary Civil Commitments	0	▼	-100.0%	-1
Landlord /Tenant	63	▲	+43.2%	+19
Misdemeanor	3,760	▲	+5.6%	+201
Other	212	▼	-29.1%	-87
Protective Orders	31	▲	+106.7%	+16
GRAND TOTAL	23,164	▲	9.1%	+1,940

* Compared to same time period as previous year

** Case Type Categories are defined in the 2017 Virginia Judicial Workload Assessment

* Compared to same time period as previous year

** Case Type Categories are defined in the 2017 Virginia Judicial Workload Assessment
Source: SCV-SQL-Information