

2024 Overall GRAND TOTAL	Distribution of Caseload			Change*		Percentage (%) of Caseload		
2,035,324 +132,939	Criminal	265,750	13%	4.0% ▲	+10,271	Criminal	2023 13.4%	2024 13.1%
	Traffic	1,168,482	57%	8.0% ▲	+86,114	Traffic	56.9%	57.4%
2024	Civil	558,574	27%	6.7% ▲	+34,965	Civil	27.5%	27.4%
2023	Civil Commitments	42,518	2%	3.9% ▲	+1,589	Civil Commitments	2.2%	2.1%
	GRAND TOTAL	2,035,324	100%	7.0% ▲	+132,939	GRAND TOTAL	100%	100%

Filings by Division & Code

Division	Case Type Description	Code	Summary	Change	% Change	Absolute Change
Criminal	Misdemeanor	M	154,799	▲	+6.5%	+9,492
	Felony	F	69,887	▼	-1.8%	-1,271
	Capias	CA	22,671	▲	+7.6%	+1,597
	Show Cause	SC	11,569	▲	+3.9%	+435
	Civil Violation	CV	6,593	▲	+0.4%	+26
	Motion	MO	127	▼	-12.4%	-18
	Restricted Operators License	RL	104	▲	+10.6%	+10
	Total			265,750	▲	4.0%
Traffic	Infraction	I	926,151	▲	+8.5%	+72,829
	Misdemeanor	M	216,868	▲	+6.1%	+12,519
	Capias	CA	7,900	▼	-0.9%	-68
	Show Cause	SC	6,123	▲	+10.9%	+604
	Civil Violation	CV	3,836	▲	+21.1%	+668
	Felony	F	3,466	▲	+6.2%	+201
	Other	O	3,430	▼	-9.1%	-344
	Restricted Operators License	RL	365	▼	-31.1%	-165
	Motion	MO	343	▼	-27.5%	-130
Total			1,168,482	▲	8.0%	+86,114
Civil	Warrant in Debt	WD	222,893	▲	+26.2%	+46,335
	Garnishment	GA	143,927	▼	-0.8%	-1,163
	Unlawful Detainer	UD	107,917	▼	-6.4%	-7,394
	Other	OT	17,773	▼	-0.6%	-106
	Admin License	AL	10,583	▼	-0.8%	-84
	Preliminary Protective Order	PP	10,573	▲	+2.7%	+281
	Protective Order	PO	8,201	▲	+6.8%	+524
	Show Cause	SC	6,017	▼	-5.5%	-353
	Detinue	DT	5,637	▼	-15.3%	-1,015
	Interrogatory	IN	5,110	▲	+5.3%	+257
	Motion for Judgment	MJ	5,072	▼	-14.6%	-868
	Abstract	AJ	4,502	▼	-13.8%	-720
	Impoundment	IM	3,155	▼	-1.2%	-38
	Bond Forfeiture	BF	3,058	▼	-0.7%	-22
	Zoning Violation	ZO	1,244	▼	-25.5%	-426
	Tenants Assertion	TA	902	▲	+2.0%	+18
	Overweight	OC	623	▼	-15.6%	-115
	Counter Claim	CC	552	▼	-13.6%	-87
	Capias	CA	220	▼	-14.4%	-37
	Petition-Restore Arms	PR	208	▼	-10.7%	-25
	Motor Carrier	MC	173	▼	-1.1%	-2
	Interrogatory-Not	IC	112	▲	+13.1%	+13
	Restricted Operators License	RL	38	▼	-24.0%	-12
	Third Party Claim	TH	38	▼	-22.4%	-11
	Cross Claim	CR	17	▲	+54.5%	+6
	Mechanic's Lien	ML	9	▲	+12.5%	+1
	Petition to Require Blood Test	BT	8	▲	+60.0%	+3
	Detinue Seizure	DZ	6	▲	+50.0%	+2
	Distress Seizure	DS	3	▲	+200.0%	+2
	Emergency Substantial Risk Order	SR	2	↔		-
	Attachment	AT	1	▲	-	+1
Total			558,574	▲	6.7%	+34,965

* Compared to same time period as previous year

** Case Type Categories are defined in the 2017 Virginia Judicial Workload Assessment

The data reported reflect the case management system. The case types reported may not necessitate judicial involvement.

			Summary	Change	% Change	Absolute Change
Civil Commitments	Mental Commitment	MC	18,240	▲	+3.5%	+622
	Temporary Detention Order	TD	13,667	▲	+2.1%	+276
	Emergency Custody Order	EC	6,460	▲	+2.3%	+144
	Other	OT	3,578	▲	+19.0%	+571
	Medical Emergency Temporary Detention Order	MT	314	▼	-8.7%	-30
	Petition	PT	238	▲	+5.8%	+13
	Medical Emergency Custody Order	ME	21	▼	-25.0%	-7
	Total			42,518	▲	3.9%
GRAND TOTAL			2,035,324	▲	7.0%	+132,939



Filings by Major Case Category**

Category	Summary	Change	% Change	Absolute Change		
Felony	73,353	▲	-1.4%	-1,070		
Garnishment	149,037	▲	-0.6%	-906		
General Civil	236,459	▲	+23.0%	+44,280		
Infraction/Civil Violation	940,806	▲	+8.4%	+73,062		
Involuntary Civil Commitments	3,816	▲	+18.1%	+584		
Landlord /Tenant	108,819	▼	-6.3%	-7,376		
Misdemeanor	373,418	▼	+6.1%	+21,418		
New to Workload Study	2	↔		0		
Other	130,840	▲	+1.7%	+2,142		
Protective Orders	18,774	▲	+4.5%	+805		
GRAND TOTAL			2,035,324	▲	7.0%	+132,939

* Compared to same time period as previous year

** Case Type Categories are defined in the 2017 Virginia Judicial Workload Assessment

The data reported reflect the case management system. The case types reported may not necessitate judicial involvement.

2024 Overall GRAND TOTAL		Distribution of Caseload			Change*		Percentage (%) of Caseload		
43,843	+1,688	Criminal	5,339	12%	-1.0% ▼	-53	Criminal	2023	2024
		Traffic	14,792	34%	11.3% ▲	+1,500	Traffic	12.8%	12.2%
		Civil	22,760	52%	0.9% ▲	+213	Civil	31.5%	33.7%
		Civil Commitments	952	2%	3.0% ▲	+28	Civil Commitments	53.5%	51.9%
		GRAND TOTAL	43,843	100%	4.0% ▲	+1,688	GRAND TOTAL	2.2%	2.2%
							GRAND TOTAL	100%	100%

Filings by Division & Code

Division	Case Type Description	Code	Summary	Change	% Change	Absolute Change
Criminal	Misdemeanor	M	2,715	▲	+5.5%	+142
	Felony	F	1,918	▼	-12.5%	-275
	Capias	CA	553	▲	+26.3%	+115
	Show Cause	SC	114	▼	-22.4%	-33
	Civil Violation	CV	38	▼	-7.3%	-3
	Restricted Operators License	RL	1	▲	-	+1
	Total			5,339	▼	-1.0%
Traffic	Infraction	I	9,724	▲	+26.7%	+2,051
	Misdemeanor	M	3,661	▲	+3.8%	+133
	Civil Violation	CV	739	▼	-50.2%	-744
	Capias	CA	374	▲	+31.2%	+89
	Felony	F	138	▼	-16.9%	-28
	Other	O	81	▲	+39.7%	+23
	Show Cause	SC	74	▼	-24.5%	-24
	Restricted Operators License	RL	1	↔	-	-
Total			14,792	▲	11.3%	+1,500
Civil	Warrant in Debt	WD	9,405	▲	+20.1%	+1,574
	Garnishment	GA	7,297	▼	-5.9%	-460
	Unlawful Detainer	UD	3,278	▼	-11.9%	-442
	Other	OT	458	▼	-5.4%	-26
	Zoning Violation	ZO	403	▼	-42.7%	-300
	Preliminary Protective Order	PP	349	▲	+0.3%	+1
	Show Cause	SC	326	▼	-12.6%	-47
	Protective Order	PO	310	▲	+15.7%	+42
	Admin License	AL	264	▲	+9.5%	+23
	Abstract	AJ	144	▼	-37.7%	-87
	Interrogatory	IN	121	▲	+26.0%	+25
	Detinue	DT	94	▲	+2.2%	+2
	Motion for Judgment	MJ	94	▼	-26.0%	-33
	Bond Forfeiture	BF	88	▼	-32.8%	-43
	Impoundment	IM	44	▼	-30.2%	-19
	Overweight	OC	40	▲	+60.0%	+15
	Tenants Assertion	TA	23	▼	-8.0%	-2
	Counter Claim	CC	8	▼	-46.7%	-7
	Petition-Restore Arms	PR	7	↔	-	-
	Capias	CA	3	▼	-50.0%	-3
Third Party Claim	TH	2	↔	-	-	
Cross Claim	CR	1	↔	-	-	
Interrogatory-Not	IC	1	▲	-	+1	
Mechanic's Lien	ML	0	▼	-100.0%	-1	
Total			22,760	▲	0.9%	+213
Civil Commitments	Temporary Detention Order	TD	343	▲	+9.6%	+30
	Emergency Custody Order	EC	326	▲	+4.8%	+15
	Mental Commitment	MC	252	▼	-9.4%	-26
	Other	OT	20	▲	+150.0%	+12
	Medical Emergency Temporary Detention Order	MT	10	▼	-16.7%	-2
	Petition	PT	1	▲	-	+1
	Medical Emergency Custody Order	ME	0	▼	-100.0%	-2
Total			952	▲	3.0%	+28

* Compared to same time period as previous year

** Case Type Categories are defined in the 2017 Virginia Judicial Workload Assessment

The data reported reflect the case management system. The case types reported may not necessitate judicial involvement.

	Summary	Change	% Change	Absolute Change
GRAND TOTAL	43,843	▲	4.0%	+1,688

Filings by Major Case Category**

Category	Summary	Change	% Change	Absolute Change
Felony	2,056	▼	-12.8%	-303
Garnishment	7,418	▲	-5.5%	-435
General Civil	9,622	▼	+19.0%	+1,537
Infraction/Civil Violation	10,622	▲	+14.5%	+1,342
Involuntary Civil Commitments	21	▲	+162.5%	+13
Landlord /Tenant	3,301	▼	-11.9%	-444
Misdemeanor	6,781	▲	-0.4%	-24
Other	3,363	▲	-1.2%	-41
Protective Orders	659	▲	+7.0%	+43
GRAND TOTAL	43,843	▲	4.0%	+1,688

* Compared to same time period as previous year

** Case Type Categories are defined in the 2017 Virginia Judicial Workload Assessment

The data reported reflect the case management system. The case types reported may not necessitate judicial involvement.

2024 Overall GRAND TOTAL		Distribution of Caseload			Change*		Percentage (%) of Caseload			
105,986	-227	Criminal	11,893	11%	-5.7%	▼	-718	Criminal	2023: 11.9%	2024: 11.2%
		Traffic	43,551	41%	-2.9%	▼	-1,311	Traffic	42.2%	41.1%
2024		Civil	48,993	46%	4.1%	▲	+1,952	Civil	44.3%	46.2%
2023		Civil Commitments	1,549	1%	-8.8%	▼	-150	Civil Commitments	1.6%	1.5%
		GRAND TOTAL	105,986	100%	-0.2%	▼	-227	GRAND TOTAL	100%	100%

Filings by Division & Code

Division	Case Type Description	Code	Summary	Change	% Change	Absolute Change
Criminal	Misdemeanor	M	7,326	▼	-2.5%	-189
	Felony	F	3,114	▼	-16.0%	-595
	Capias	CA	722	▲	+11.1%	+72
	Civil Violation	CV	563	▲	+4.8%	+26
	Show Cause	SC	168	▼	-16.0%	-32
	Total			11,893	▼	-5.7%
Traffic	Infraction	I	31,321	▼	-1.3%	-413
	Misdemeanor	M	10,607	▼	-6.4%	-726
	Capias	CA	938	▲	+6.5%	+57
	Show Cause	SC	358	▲	+10.2%	+33
	Other	O	306	▼	-5.3%	-17
	Civil Violation	CV	17	▼	-93.3%	-238
	Restricted Operators License	RL	4	▼	-63.6%	-7
	Total			43,551	▼	-2.9%
Civil	Garnishment	GA	18,535	▲	+11.0%	+1,830
	Warrant in Debt	WD	14,398	▲	+19.6%	+2,361
	Unlawful Detainer	UD	7,987	▼	-20.4%	-2,042
	Motion for Judgment	MJ	1,858	▼	-3.4%	-66
	Abstract	AJ	1,151	▲	+16.6%	+164
	Admin License	AL	988	▼	-16.1%	-190
	Other	OT	793	▲	-0.8%	-6
	Show Cause	SC	705	▲	+2.8%	+19
	Preliminary Protective Order	PP	600	▲	+1.7%	+10
	Protective Order	PO	506	▼	-0.2%	-1
	Interrogatory	IN	429	▲	+0.7%	+3
	Bond Forfeiture	BF	415	▲	+6.1%	+24
	Detinue	DT	330	▼	-25.2%	-111
	Impoundment	IM	91	▼	-29.5%	-38
	Tenants Assertion	TA	85	▲	+4.9%	+4
	Counter Claim	CC	45	▼	-18.2%	-10
	Overweight	OC	42	▲	+23.5%	+8
	Capias	CA	14	▼	-33.3%	-7
	Petition-Restore Arms	PR	11	▲	+10.0%	+1
	Third Party Claim	TH	5	▼	-16.7%	-1
	Cross Claim	CR	2	▲	+100.0%	+1
	Mechanic's Lien	ML	2	▲	-	+2
	Restricted Operators License	RL	1	▼	-50.0%	-1
	Petition to Require Blood Test	BT	0	▼	-100.0%	-2
	Total			48,993	▲	4.1%
Civil Commitments	Mental Commitment	MC	946	▼	-5.2%	-52
	Temporary Detention Order	TD	427	▼	-18.4%	-96
	Other	OT	106	▲	+30.9%	+25
	Emergency Custody Order	EC	69	▼	-28.1%	-27
	Medical Emergency Temporary Detention Order	MT	1	↔	-	-
Total			1,549	▼	-8.8%	-150
GRAND TOTAL			105,986	▼	-0.2%	-227

* Compared to same time period as previous year

** Case Type Categories are defined in the 2017 Virginia Judicial Workload Assessment

The data reported reflect the case management system. The case types reported may not necessitate judicial involvement.



Filings by Major Case Category**

Category	Summary	Change	% Change	Absolute Change
Felony	3,114	▼	-16.0%	-595
Garnishment	18,964	▲	+10.7%	+1,833
General Civil	16,639	▲	+15.1%	+2,188
Infraction/Civil Violation	32,249	▼	-1.9%	-634
Involuntary Civil Commitments	106	▲	+30.9%	+25
Landlord /Tenant	8,072	▼	-20.2%	-2,038
Misdemeanor	17,938	▼	-4.9%	-923
Other	7,798	▼	-1.2%	-92
Protective Orders	1,106	▲	+0.8%	+9
GRAND TOTAL	105,986	▼	-0.2%	-227

* Compared to same time period as previous year

** Case Type Categories are defined in the 2017 Virginia Judicial Workload Assessment

The data reported reflect the case management system. The case types reported may not necessitate judicial involvement.

2024 Overall GRAND TOTAL		Distribution of Caseload			Change*		Percentage (%) of Caseload		
26,151	+1,083	Criminal	3,412	13%	-7.3% ▼	-269	Criminal	2023	2024
		Traffic	11,824	45%	18.2% ▲	+1,823	Traffic	14.7%	13.0%
2024 		Civil	10,374	40%	-4.7% ▼	-510	Civil	39.9%	45.2%
2023 		Civil Commitments	541	2%	7.8% ▲	+39	Civil Commitments	43.4%	39.7%
		GRAND TOTAL	26,151	100%	4.3% ▲	+1,083	GRAND TOTAL	2.0%	2.1%
							GRAND TOTAL	100%	100%

Filings by Division & Code

Division	Case Type Description	Code	Summary	Change	% Change	Absolute Change
Criminal	Misdemeanor	M	1,902	▼	-7.0%	-143
	Felony	F	1,050	▼	-13.2%	-159
	Capias	CA	324	▲	+3.8%	+12
	Show Cause	SC	91	▲	+85.7%	+42
	Civil Violation	CV	45	▼	-31.8%	-21
	Total			3,412	▼	-7.3%
Traffic	Infraction	I	10,164	▲	+18.5%	+1,590
	Misdemeanor	M	1,205	▲	+12.1%	+130
	Capias	CA	156	↔	-	-
	Show Cause	SC	151	▼	-13.2%	-23
	Civil Violation	CV	131	▲	+6,450.0%	+129
	Restricted Operators License	RL	14	▼	-30.0%	-6
	Felony	F	2	▲	-	+2
	Other	O	1	▲	-	+1
	Total			11,824	▲	18.2%
Civil	Warrant in Debt	WD	3,377	▲	+38.8%	+944
	Unlawful Detainer	UD	3,311	▼	-11.6%	-434
	Garnishment	GA	2,253	▼	-21.2%	-607
	Other	OT	496	▼	-9.2%	-50
	Preliminary Protective Order	PP	272	▲	+0.7%	+2
	Protective Order	PO	214	▼	-21.0%	-57
	Abstract	AJ	93	▼	-23.8%	-29
	Show Cause	SC	91	▼	-15.7%	-17
	Interrogatory	IN	68	▼	-13.9%	-11
	Motion for Judgment	MJ	60	▼	-80.2%	-243
	Admin License	AL	48	▼	-20.0%	-12
	Detinue	DT	45	▲	+136.8%	+26
	Counter Claim	CC	14	▼	-36.4%	-8
	Tenants Assertion	TA	12	▼	-29.4%	-5
	Bond Forfeiture	BF	9	▼	-25.0%	-3
	Capias	CA	7	▼	-41.7%	-5
	Petition-Restore Arms	PR	2	▼	-33.3%	-1
	Overweight	OC	1	▲	-	+1
	Restricted Operators License	RL	1	▲	-	+1
	Impoundment	IM	0	▼	-100.0%	-2
Total			10,374	▼	-4.7%	-510
Civil Commitments	Emergency Custody Order	EC	306	▼	-3.2%	-10
	Mental Commitment	MC	206	▲	+34.6%	+53
	Other	OT	29	▼	-9.4%	-3
	Temporary Detention Order	TD	0	▼	-100.0%	-1
	Total			541	▲	7.8%
GRAND TOTAL			26,151	▲	4.3%	+1,083

* Compared to same time period as previous year

** Case Type Categories are defined in the 2017 Virginia Judicial Workload Assessment

The data reported reflect the case management system. The case types reported may not necessitate judicial involvement.

Filings by Major Case Category**



Category	Summary	Change	% Change	Absolute Change
Felony	1,052	▲	-13.0%	-157
Garnishment	2,321	▼	-21.0%	-618
General Civil	3,488	▲	+26.1%	+722
Infraction/Civil Violation	10,342	▲	+19.7%	+1,700
Involuntary Civil Commitments	29	▼	-9.4%	-3
Landlord /Tenant	3,323	▼	-11.7%	-439
Misdemeanor	3,122	▲	-0.6%	-18
Other	1,988	▼	-2.4%	-49
Protective Orders	486	▼	-10.2%	-55
GRAND TOTAL	26,151	▲	4.3%	+1,083

* Compared to same time period as previous year

** Case Type Categories are defined in the 2017 Virginia Judicial Workload Assessment

The data reported reflect the case management system. The case types reported may not necessitate judicial involvement.

CPSS - GCMS CASELOAD STATISTICS OF THE GENERAL DISTRICT COURTS
 January 2024 thru October 2024 Filings (Compared to January 2023 thru October 2023)

2024 Overall GRAND TOTAL		Distribution of Caseload			Change*		Percentage (%) of Caseload		
77,754	+9,405	Criminal	8,927	11%	11.0% ▲	+884	Criminal	2023	2024
		Traffic	36,057	46%	62.1% ▲	+13,813	Traffic	11.8%	11.5%
2024 		Civil	32,189	41%	-14.0% ▼	-5,246	Civil	32.5%	46.4%
2023 		Civil Commitments	581	1%	-7.3% ▼	-46	Civil Commitments	54.8%	41.4%
		GRAND TOTAL	77,754	100%	13.8% ▲	+9,405	GRAND TOTAL	0.9%	0.7%
							GRAND TOTAL	100%	100%

Filings by Division & Code

Division	Case Type Description	Code	Summary	Change	% Change	Absolute Change
Criminal	Misdemeanor	M	5,954	▲	+13.5%	+710
	Felony	F	2,337	▲	+5.5%	+121
	Show Cause	SC	351	▲	+17.4%	+52
	Capias	CA	168	▼	-3.4%	-6
	Civil Violation	CV	117	▲	+6.4%	+7
	Total			8,927	▲	11.0%
Traffic	Infraction	I	31,522	▲	+69.7%	+12,942
	Misdemeanor	M	4,009	▲	+26.8%	+848
	Show Cause	SC	197	▲	+56.3%	+71
	Other	O	190	▼	-14.4%	-32
	Felony	F	102	▲	+12.1%	+11
	Restricted Operators License	RL	26	▼	-43.5%	-20
	Capias	CA	9	▼	-47.1%	-8
	Civil Violation	CV	2	▲	+100.0%	+1
	Total			36,057	▲	62.1%
Civil	Garnishment	GA	10,842	▼	-30.4%	-4,734
	Warrant in Debt	WD	8,942	▲	+12.3%	+978
	Unlawful Detainer	UD	7,235	▼	-13.9%	-1,166
	Other	OT	1,554	▼	+0.4%	+6
	Preliminary Protective Order	PP	824	▲	+1.4%	+11
	Protective Order	PO	697	▲	+9.1%	+58
	Abstract	AJ	561	▼	-20.2%	-142
	Show Cause	SC	426	▼	-35.7%	-237
	Bond Forfeiture	BF	236	▼	-11.3%	-30
	Admin License	AL	198	▲	+22.2%	+36
	Interrogatory	IN	183	▼	+20.4%	+31
	Motion for Judgment	MJ	169	▼	-19.5%	-41
	Detinue	DT	163	▼	-16.8%	-33
	Tenants Assertion	TA	100	▲	+14.9%	+13
	Counter Claim	CC	34	▲	+17.2%	+5
	Impoundment	IM	14	▲	+55.6%	+5
	Third Party Claim	TH	7	▲	+75.0%	+3
	Capias	CA	2	▼	-50.0%	-2
	Overweight	OC	1	▼	-50.0%	-1
	Petition-Restore Arms	PR	1	▼	-66.7%	-2
	Detinue Seizure	DZ	0	▼	-100.0%	-1
	Interrogatory-Not	IC	0	▼	-100.0%	-1
	Restricted Operators License	RL	0	▼	-100.0%	-2
Total			32,189	▼	-14.0%	-5,246
Civil Commitments	Emergency Custody Order	EC	220	▲	+25.0%	+44
	Mental Commitment	MC	217	▼	-20.2%	-55
	Temporary Detention Order	TD	83	▲	+97.6%	+41
	Petition	PT	32	▼	-54.3%	-38
	Other	OT	28	▼	-53.3%	-32
	Medical Emergency Custody Order	ME	1	▲	-	+1
	Medical Emergency Temporary Detention Order	MT	0	▼	-100.0%	-7
	Total			581	▼	-7.3%
GRAND TOTAL			77,754	▲	13.8%	+9,405

* Compared to same time period as previous year

** Case Type Categories are defined in the 2017 Virginia Judicial Workload Assessment

The data reported reflect the case management system. The case types reported may not necessitate judicial involvement.



Filings by Major Case Category**

Category	Summary	Change	% Change	Absolute Change
Felony	2,439	▲	+5.7%	+132
Garnishment	11,025	▼	-29.9%	-4,703
General Civil	9,415	▼	+10.2%	+871
Infraction/Civil Violation	31,832	▲	+68.3%	+12,917
Involuntary Civil Commitments	60	▼	-53.8%	-70
Landlord /Tenant	7,335	▲	-13.6%	-1,153
Misdemeanor	9,989	▼	+18.2%	+1,536
Other	4,138	▲	-4.5%	-194
Protective Orders	1,521	▲	+4.8%	+69
GRAND TOTAL	77,754	▲	13.8%	+9,405

* Compared to same time period as previous year

** Case Type Categories are defined in the 2017 Virginia Judicial Workload Assessment

The data reported reflect the case management system. The case types reported may not necessitate judicial involvement.

2024 Overall GRAND TOTAL		Distribution of Caseload			Change*		Percentage (%) of Caseload		
3,566	+916	Criminal	835	23%	26.1% ▲	+173	Criminal	2023	2024
		Traffic	1,846	52%	61.8% ▲	+705	Traffic	25.0%	23.4%
		Civil	829	23%	2.9% ▲	+23	Civil	43.1%	51.8%
		Civil Commitments	56	2%	36.6% ▲	+15	Civil Commitments	30.4%	23.2%
		GRAND TOTAL	3,566	100%	34.6% ▲	+916	GRAND TOTAL	1.5%	1.6%
							GRAND TOTAL	100%	100%

Filings by Division & Code

Division	Case Type Description	Code	Summary	Change	% Change	Absolute Change
Criminal	Misdemeanor	M	433	▲	+14.9%	+56
	Felony	F	247	▲	+77.7%	+108
	Capias	CA	112	▲	+10.9%	+11
	Show Cause	SC	24	▼	-29.4%	-10
	Civil Violation	CV	19	▲	+72.7%	+8
	Total			835	▲	26.1%
Traffic	Infraction	I	1,415	▲	+72.1%	+593
	Misdemeanor	M	418	▲	+33.5%	+105
	Capias	CA	11	▲	+450.0%	+9
	Civil Violation	CV	2	↔		-
	Felony	F	0	▼	-100.0%	-1
	Show Cause	SC	0	▼	-100.0%	-1
	Total			1,846	▲	61.8%
Civil	Garnishment	GA	219	▼	-14.1%	-36
	Warrant in Debt	WD	213	▲	+18.3%	+33
	Unlawful Detainer	UD	185	▲	+8.2%	+14
	Other	OT	74	▲	-12.9%	-11
	Detinue	DT	35	▼	-16.7%	-7
	Preliminary Protective Order	PP	25	▲	+31.6%	+6
	Motion for Judgment	MJ	20	▲	-	+20
	Admin License	AL	15	↔		-
	Protective Order	PO	15	▲	+25.0%	+3
	Show Cause	SC	8	↔		-
	Bond Forfeiture	BF	7	↔		-
	Abstract	AJ	6	▼	-25.0%	-2
	Impoundment	IM	2	▲	-	+2
	Interrogatory	IN	2	▼	-33.3%	-1
	Third Party Claim	TH	2	▲	-	+2
	Capias	CA	1	▲	-	+1
Tenants Assertion	TA	0	▼	-100.0%	-1	
Total			829	▲	2.9%	+23
Civil Commitments	Emergency Custody Order	EC	28	▲	+47.4%	+9
	Temporary Detention Order	TD	28	▲	+75.0%	+12
	Mental Commitment	MC	0	▼	-100.0%	-6
	Total			56	▲	36.6%
GRAND TOTAL			3,566	▲	34.6%	+916

Filings by Major Case Category**

Category	Summary	Change	% Change	Absolute Change
Felony	247	▼	+76.4%	+107
Garnishment	221	▼	-14.3%	-37
General Civil	270	▲	+21.6%	+48
Infraction/Civil Violation	1,436	▲	+72.0%	+601
Landlord /Tenant	185	▼	+7.6%	+13
Misdemeanor	851	▲	+23.3%	+161
Other	316	▲	+4.6%	+14

* Compared to same time period as previous year

** Case Type Categories are defined in the 2017 Virginia Judicial Workload Assessment

The data reported reflect the case management system. The case types reported may not necessitate judicial involvement.


CPSS - GCMS CASELOAD STATISTICS OF THE GENERAL DISTRICT COURTS
 January 2024 thru October 2024 Filings (Compared to January 2023 thru October 2023)

Protective Orders	40	▲	+29.0%	+9
GRAND TOTAL	3,566	▲	34.6%	+916

* Compared to same time period as previous year

** Case Type Categories are defined in the 2017 Virginia Judicial Workload Assessment

The data reported reflect the case management system. The case types reported may not necessitate judicial involvement.

2024 Overall GRAND TOTAL		Distribution of Caseload			Change*		Percentage (%) of Caseload		
8,999	+707	Criminal	882	10%	26.2% ▲	+183	Criminal	2023 8.4%	2024 9.8%
		Traffic	6,152	68%	5.8% ▲	+336	Traffic	70.1%	68.4%
2024		Civil	1,905	21%	9.5% ▲	+166	Civil	21.0%	21.2%
2023		Civil Commitments	60	1%	57.9% ▲	+22	Civil Commitments	0.5%	0.7%
		GRAND TOTAL	8,999	100%	8.5% ▲	+707	GRAND TOTAL	100%	100%

Filings by Division & Code

Division	Case Type Description	Code	Summary	Change	% Change	Absolute Change
Criminal	Misdemeanor	M	485	▲	+12.5%	+54
	Felony	F	310	▲	+66.7%	+124
	Capias	CA	44	▲	+18.9%	+7
	Civil Violation	CV	23	▲	+27.8%	+5
	Show Cause	SC	20	▼	-25.9%	-7
	Total			882	▲	26.2%
Traffic	Infraction	I	4,596	▲	+4.5%	+199
	Misdemeanor	M	1,353	▲	+13.2%	+158
	Capias	CA	167	▼	-12.1%	-23
	Show Cause	SC	24	▼	-4.0%	-1
	Felony	F	11	▲	+83.3%	+5
	Civil Violation	CV	1	▼	-66.7%	-2
	Total			6,152	▲	5.8%
Civil	Warrant in Debt	WD	736	▲	+34.6%	+189
	Garnishment	GA	470	▲	+0.4%	+2
	Unlawful Detainer	UD	430	▼	-17.9%	-94
	Admin License	AL	59	↔		-
	Other	OT	50	▲	+22.0%	+9
	Protective Order	PO	37	▲	+184.6%	+24
	Preliminary Protective Order	PP	35	▲	+169.2%	+22
	Abstract	AJ	18	▲	+20.0%	+3
	Show Cause	SC	16	▲	+166.7%	+10
	Impoundment	IM	14	▲	+7.7%	+1
	Detinue	DT	13	▼	-27.8%	-5
	Interrogatory	IN	9	▼	-25.0%	-3
	Bond Forfeiture	BF	7	▲	+133.3%	+4
	Motion for Judgment	MJ	6	▲	+100.0%	+3
	Capias	CA	2	↔		-
	Counter Claim	CC	1	▲	-	+1
	Interrogatory-Not	IC	1	▲	-	+1
	Petition-Restore Arms	PR	1	▲	-	+1
	Tenants Assertion	TA	0	▼	-100.0%	-2
Total			1,905	▲	9.5%	+166
Civil Commitments	Temporary Detention Order	TD	45	▲	+40.6%	+13
	Emergency Custody Order	EC	15	▲	+150.0%	+9
	Total		60	▲	57.9%	+22
GRAND TOTAL			8,999	▲	8.5%	+707

Filings by Major Case Category**

Category	Summary	Change	% Change	Absolute Change
Felony	321	▲	+67.2%	+129
Garnishment	479	▼	-0.2%	-1
General Civil	765	▲	+33.3%	+191
Infraction/Civil Violation	4,620	▼	+4.6%	+202
Landlord /Tenant	430	▼	-18.3%	-96
Misdemeanor	1,838	▲	+13.0%	+212

* Compared to same time period as previous year

** Case Type Categories are defined in the 2017 Virginia Judicial Workload Assessment

The data reported reflect the case management system. The case types reported may not necessitate judicial involvement.

CPSS - GCMS CASELOAD STATISTICS OF THE GENERAL DISTRICT COURTS
 January 2024 thru October 2024 Filings (Compared to January 2023 thru October 2023)

Isle of Wight
 District: 5 FIPS: 093

Other	474	▲	+5.3%	+24
Protective Orders	72	▲	+176.9%	+46
GRAND TOTAL	8,999	▲	8.5%	+707

* Compared to same time period as previous year

** Case Type Categories are defined in the 2017 Virginia Judicial Workload Assessment

The data reported reflect the case management system. The case types reported may not necessitate judicial involvement.

2024 Overall GRAND TOTAL		Distribution of Caseload			Change*		Percentage (%) of Caseload		
9,709	-1,209	Criminal	468	5%	13.6% ▲	+56	Criminal	2023 3.8%	2024 4.8%
		Traffic	8,330	86%	-13.5% ▼	-1,304	Traffic	88.2%	85.8%
2024		Civil	883	9%	5.7% ▲	+48	Civil	7.6%	9.1%
2023		Civil Commitments	28	0%	-24.3% ▼	-9	Civil Commitments	0.3%	0.3%
		GRAND TOTAL	9,709	100%	-11.1% ▼	-1,209	GRAND TOTAL	100%	100%

Filings by Division & Code

Division	Case Type Description	Code	Summary	Change	% Change	Absolute Change
Criminal	Misdemeanor	M	293	▲	+10.2%	+27
	Felony	F	130	▲	+68.8%	+53
	Capias	CA	21	▼	-40.0%	-14
	Civil Violation	CV	13	▲	+85.7%	+6
	Show Cause	SC	11	▼	-59.3%	-16
	Total			468	▲	13.6%
Traffic	Infraction	I	7,159	▼	-14.2%	-1,186
	Misdemeanor	M	979	▼	-6.4%	-67
	Capias	CA	169	▼	-10.1%	-19
	Show Cause	SC	20	▼	-57.4%	-27
	Felony	F	3	▲	+200.0%	+2
	Civil Violation	CV	0	▼	-100.0%	-5
	Restricted Operators License	RL	0	▼	-100.0%	-2
	Total			8,330	▼	-13.5%
Civil	Warrant in Debt	WD	341	▲	+19.2%	+55
	Garnishment	GA	248	▼	-2.0%	-5
	Unlawful Detainer	UD	135	▼	-4.9%	-7
	Other	OT	68	▲	+6.3%	+4
	Preliminary Protective Order	PP	28	▼	-3.4%	-1
	Admin License	AL	19	▲	+171.4%	+12
	Protective Order	PO	14	▼	-44.0%	-11
	Impoundment	IM	8	▲	+300.0%	+6
	Interrogatory	IN	5	▼	-37.5%	-3
	Show Cause	SC	5	▲	+150.0%	+3
	Abstract	AJ	3	▼	-57.1%	-4
	Detinue	DT	3	▼	-40.0%	-2
	Bond Forfeiture	BF	2	↔		-
	Overweight	OC	2	▲	-	+2
	Tenants Assertion	TA	2	▲	-	+2
	Motion for Judgment	MJ	0	▼	-100.0%	-2
	Petition-Restore Arms	PR	0	▼	-100.0%	-1
Total			883	▲	5.7%	+48
Civil Commitments	Temporary Detention Order	TD	18	▼	-18.2%	-4
	Emergency Custody Order	EC	10	▼	-33.3%	-5
	Total			28	▼	-24.3%
GRAND TOTAL			9,709	▼	-11.1%	-1,209

Filings by Major Case Category**

Category	Summary	Change	% Change	Absolute Change
Felony	133	▲	+70.5%	+55
Garnishment	253	▼	-3.1%	-8
General Civil	350	▼	+17.8%	+53
Infraction/Civil Violation	7,174	▲	-14.2%	-1,183
Landlord /Tenant	137	▲	-3.5%	-5
Misdemeanor	1,272	▼	-3.2%	-42
Other	348	▲	-16.1%	-67

* Compared to same time period as previous year



** Case Type Categories are defined in the 2017 Virginia Judicial Workload Assessment

The data reported reflect the case management system. The case types reported may not necessitate judicial involvement.

CPSS - GCMS CASELOAD STATISTICS OF THE GENERAL DISTRICT COURTS
January 2024 thru October 2024 Filings (Compared to January 2023 thru October 2023)

Protective Orders	42	▼	-22.2%	-12
GRAND TOTAL	9,709	▼	-11.1%	-1,209

* Compared to same time period as previous year ** Case Type Categories are defined in the 2017 Virginia Judicial Workload Assessment
The data reported reflect the case management system. The case types reported may not necessitate judicial involvement.

2024 Overall GRAND TOTAL		Distribution of Caseload			Change*		Percentage (%) of Caseload		
18,571	+1,707	Criminal	3,017	16%	-2.0% ▼	-63	Criminal	2023	2024
		Traffic	6,863	37%	20.5% ▲	+1,168	Traffic	18.3%	16.2%
		Civil	8,224	44%	8.0% ▲	+608	Civil	33.8%	37.0%
		Civil Commitments	467	3%	-1.3% ▼	-6	Civil Commitments	45.2%	44.3%
		GRAND TOTAL	18,571	100%	10.1% ▲	+1,707	GRAND TOTAL	2.8%	2.5%
							GRAND TOTAL	100%	100%

Filings by Division & Code

Division	Case Type Description	Code	Summary	Change	% Change	Absolute Change
Criminal	Misdemeanor	M	1,820	▼	-2.0%	-38
	Felony	F	868	▲	+1.2%	+10
	Capias	CA	191	▲	+5.5%	+10
	Show Cause	SC	75	▼	-33.0%	-37
	Civil Violation	CV	63	▼	-11.3%	-8
	Total			3,017	▼	-2.0%
Traffic	Infraction	I	3,815	▲	+3.2%	+120
	Misdemeanor	M	1,764	▲	+17.1%	+257
	Civil Violation	CV	1,053	▲	+342.4%	+815
	Capias	CA	163	▼	-10.4%	-19
	Show Cause	SC	56	▼	-11.1%	-7
	Felony	F	12	▲	+20.0%	+2
Total			6,863	▲	20.5%	+1,168
Civil	Warrant in Debt	WD	3,340	▲	+25.3%	+675
	Garnishment	GA	2,305	▲	+1.1%	+25
	Unlawful Detainer	UD	1,314	▲	+4.8%	+60
	Other	OT	325	▲	+0.3%	+1
	Preliminary Protective Order	PP	147	▼	-13.5%	-23
	Zoning Violation	ZO	114	▼	-10.2%	-13
	Protective Order	PO	109	▲	+5.8%	+6
	Show Cause	SC	93	▼	-5.1%	-5
	Detinue	DT	87	▼	-52.5%	-96
	Admin License	AL	86	▲	+14.7%	+11
	Overweight	OC	86	▲	+34.4%	+22
	Abstract	AJ	77	▼	-44.6%	-62
	Motor Carrier	MC	45	▲	+4.7%	+2
	Interrogatory	IN	38	▲	+18.8%	+6
	Motion for Judgment	MJ	37	▲	+23.3%	+7
	Tenants Assertion	TA	14	▲	+100.0%	+7
	Counter Claim	CC	4	▼	-50.0%	-4
	Bond Forfeiture	BF	1	▼	-83.3%	-5
	Capias	CA	1	▼	-75.0%	-3
	Petition-Restore Arms	PR	1	▼	-66.7%	-2
Third Party Claim	TH	0	▼	-100.0%	-1	
Total			8,224	▲	8.0%	+608
Civil Commitments	Temporary Detention Order	TD	190	▼	-13.6%	-30
	Emergency Custody Order	EC	148	▲	+14.7%	+19
	Mental Commitment	MC	122	▲	+3.4%	+4
	Medical Emergency Temporary Detention Order	MT	4	▲	+33.3%	+1
	Medical Emergency Custody Order	ME	3	↔		-
Total			467	▼	-1.3%	-6
GRAND TOTAL			18,571	▲	10.1%	+1,707

* Compared to same time period as previous year

** Case Type Categories are defined in the 2017 Virginia Judicial Workload Assessment

The data reported reflect the case management system. The case types reported may not necessitate judicial involvement.

Filings by Major Case Category**

Category	Summary	Change	% Change	Absolute Change
Felony	880	▲	+1.4%	+12
Garnishment	2,343	▲	+1.3%	+31
General Civil	3,516	▼	+20.2%	+591
Infraction/Civil Violation	5,062	▲	+23.1%	+951
Landlord /Tenant	1,328	▲	+5.3%	+67
Misdemeanor	3,698	▲	+5.9%	+206
Other	1,488	▼	-8.3%	-134
Protective Orders	256	▼	-6.2%	-17
GRAND TOTAL	18,571	▲	10.1%	+1,707

* Compared to same time period as previous year

** Case Type Categories are defined in the 2017 Virginia Judicial Workload Assessment

The data reported reflect the case management system. The case types reported may not necessitate judicial involvement.

2024 Overall GRAND TOTAL		Distribution of Caseload			Change*		Percentage (%) of Caseload		
24,927	+2,878	Criminal	501	2%	19.6% ▲	+82	Criminal	2023 1.9%	2024 2.0%
		Traffic	23,629	95%	12.8% ▲	+2,676	Traffic	95.0%	94.8%
2024		Civil	768	3%	19.6% ▲	+126	Civil	2.9%	3.1%
2023		Civil Commitments	29	0%	-17.1% ▼	-6	Civil Commitments	0.2%	0.1%
		GRAND TOTAL	24,927	100%	13.1% ▲	+2,878	GRAND TOTAL	100%	100%

Filings by Division & Code

Division	Case Type Description	Code	Summary	Change	% Change	Absolute Change
Criminal	Misdemeanor	M	312	▲	+7.6%	+22
	Felony	F	131	▲	+50.6%	+44
	Show Cause	SC	23	▲	+27.8%	+5
	Capias	CA	22	▲	+69.2%	+9
	Civil Violation	CV	13	▲	+18.2%	+2
	Total			501	▲	19.6%
Traffic	Infraction	I	18,930	▲	+14.7%	+2,427
	Misdemeanor	M	4,670	▲	+5.4%	+238
	Felony	F	15	▲	+87.5%	+7
	Capias	CA	7	▲	+40.0%	+2
	Civil Violation	CV	4	▼	-20.0%	-1
	Restricted Operators License	RL	3	▲	-	+3
	Total			23,629	▲	12.8%
Civil	Warrant in Debt	WD	320	▲	+31.1%	+76
	Garnishment	GA	231	▲	+4.5%	+10
	Unlawful Detainer	UD	96	▲	+45.5%	+30
	Admin License	AL	26	▲	+62.5%	+10
	Other	OT	23	▲	-17.9%	-5
	Overweight	OC	17	▼	-22.7%	-5
	Motor Carrier	MC	14	▲	+75.0%	+6
	Preliminary Protective Order	PP	13	▲	+18.2%	+2
	Impoundment	IM	7	▲	+600.0%	+6
	Detinue	DT	5	▲	+66.7%	+2
	Motion for Judgment	MJ	4	▲	+100.0%	+2
	Bond Forfeiture	BF	3	▼	-66.7%	-6
	Interrogatory	IN	3	▲	+50.0%	+1
	Protective Order	PO	3	▼	-50.0%	-3
	Show Cause	SC	2	▲	-	+2
	Tenants Assertion	TA	1	▲	-	+1
	Abstract	AJ	0	▼	-100.0%	-2
	Petition-Restore Arms	PR	0	▼	-100.0%	-1
	Total			768	▲	19.6%
Civil Commitments	Temporary Detention Order	TD	21	▼	-12.5%	-3
	Emergency Custody Order	EC	7	▼	-22.2%	-2
	Mental Commitment	MC	1	▼	-50.0%	-1
	Total			29	▼	-17.1%
GRAND TOTAL			24,927	▲	13.1%	+2,878

Filings by Major Case Category**

Category	Summary	Change	% Change	Absolute Change
Felony	146	▲	+53.7%	+51
Garnishment	234	▲	+4.9%	+11
General Civil	336	▲	+32.3%	+82
Infraction/Civil Violation	18,978	▲	+14.7%	+2,429
Landlord /Tenant	97	▲	+47.0%	+31
Misdemeanor	4,985	▲	+5.6%	+263

* Compared to same time period as previous year

** Case Type Categories are defined in the 2017 Virginia Judicial Workload Assessment

The data reported reflect the case management system. The case types reported may not necessitate judicial involvement.

CPSS - GCMS CASELOAD STATISTICS OF THE GENERAL DISTRICT COURTS
 January 2024 thru October 2024 Filings (Compared to January 2023 thru October 2023)

Brunswick

District: 6 FIPS: 025

Other	135	▲	+9.8%	+12
Protective Orders	16	▼	-5.9%	-1
GRAND TOTAL	24,927	▲	13.1%	+2,878

* Compared to same time period as previous year

** Case Type Categories are defined in the 2017 Virginia Judicial Workload Assessment

The data reported reflect the case management system. The case types reported may not necessitate judicial involvement.

2024 Overall GRAND TOTAL		Distribution of Caseload			Change*		Percentage (%) of Caseload		
7,429	+72	Criminal	563	8%	29.4% ▲	+128	Criminal	2023 5.9%	2024 7.6%
		Traffic	5,737	77%	-4.9% ▼	-298	Traffic	82.0%	77.2%
2024		Civil	1,113	15%	29.0% ▲	+250	Civil	11.7%	15.0%
2023		Civil Commitments	16	0%	-33.3% ▼	-8	Civil Commitments	0.3%	0.2%
		GRAND TOTAL	7,429	100%	1.0% ▲	+72	GRAND TOTAL	100%	100%

Filings by Division & Code

Division	Case Type Description	Code	Summary	Change	% Change	Absolute Change
Criminal	Misdemeanor	M	315	▲	+38.2%	+87
	Felony	F	124	▲	+12.7%	+14
	Capias	CA	75	▲	+13.6%	+9
	Show Cause	SC	33	▲	+94.1%	+16
	Civil Violation	CV	16	▲	+14.3%	+2
	Total			563	▲	29.4%
Traffic	Infraction	I	4,833	▼	0.0%	-2
	Misdemeanor	M	880	▼	-25.4%	-299
	Capias	CA	13	▲	+18.2%	+2
	Felony	F	4	▼	-20.0%	-1
	Show Cause	SC	4	↔		-
	Other	O	3	▲	+200.0%	+2
	Total			5,737	▼	-4.9%
Civil	Interrogatory	IN	341	▲	+22.2%	+62
	Warrant in Debt	WD	271	▲	+46.5%	+86
	Garnishment	GA	211	▲	+27.9%	+46
	Detinue	DT	165	▲	+73.7%	+70
	Unlawful Detainer	UD	65	▼	-30.9%	-29
	Other	OT	18	▲	+12.5%	+2
	Preliminary Protective Order	PP	14	▲	+250.0%	+10
	Admin License	AL	9	▲	+50.0%	+3
	Protective Order	PO	7	▲	-	+7
	Show Cause	SC	5	▼	-50.0%	-5
	Bond Forfeiture	BF	4	↔		-
	Capias	CA	1	↔		-
	Impoundment	IM	1	▼	-50.0%	-1
	Tenants Assertion	TA	1	▲	-	+1
	Motion for Judgment	MJ	0	▼	-100.0%	-2
Total			1,113	▲	29.0%	+250
Civil Commitments	Temporary Detention Order	TD	12	▼	-33.3%	-6
	Emergency Custody Order	EC	4	▼	-20.0%	-1
	Mental Commitment	MC	0	▼	-100.0%	-1
Total			16	▼	-33.3%	-8
GRAND TOTAL			7,429	▲	1.0%	+72

Filings by Major Case Category**

Category	Summary	Change	% Change	Absolute Change
Felony	128	▼	+11.3%	+13
Garnishment	552	▲	+24.3%	+108
General Civil	440	▲	+54.4%	+155
Infraction/Civil Violation	4,852	▲	+0.0%	+2
Landlord /Tenant	66	▲	-29.8%	-28
Misdemeanor	1,195	▲	-15.1%	-212
Other	175	▼	+10.8%	+17
Protective Orders	21	▲	+425.0%	+17

* Compared to same time period as previous year

** Case Type Categories are defined in the 2017 Virginia Judicial Workload Assessment

The data reported reflect the case management system. The case types reported may not necessitate judicial involvement.



CPSS - GCMS CASELOAD STATISTICS OF THE GENERAL DISTRICT COURTS
January 2024 thru October 2024 Filings (Compared to January 2023 thru October 2023)

<i>GRAND TOTAL</i>	7,429	▲	1.0%	+72
---------------------------	--------------	---	------	-----

* Compared to same time period as previous year

** Case Type Categories are defined in the 2017 Virginia Judicial Workload Assessment

The data reported reflect the case management system. The case types reported may not necessitate judicial involvement.

2024 Overall GRAND TOTAL		Distribution of Caseload			Change*		Percentage (%) of Caseload		
13,468	-441	Criminal	253	2%	-25.6% ▼	-87	Criminal	2023 2.4%	2024 1.9%
		Traffic	12,072	90%	-3.0% ▼	-379	Traffic	89.5%	89.6%
2024 		Civil	1,071	8%	1.4% ▲	+15	Civil	7.6%	8.0%
2023 		Civil Commitments	72	1%	16.1% ▲	+10	Civil Commitments	0.4%	0.5%
		GRAND TOTAL	13,468	100%	-3.2% ▼	-441	GRAND TOTAL	100%	100%

Filings by Division & Code

Division	Case Type Description	Code	Summary	Change	% Change	Absolute Change
Criminal	Misdemeanor	M	112	▼	-24.8%	-37
	Felony	F	86	▼	-31.7%	-40
	Capias	CA	30	▼	-18.9%	-7
	Show Cause	SC	21	▲	+31.3%	+5
	Civil Violation	CV	4	▼	-66.7%	-8
	Total			253	▼	-25.6%
Traffic	Infraction	I	8,212	▼	-1.7%	-138
	Misdemeanor	M	3,791	▼	-6.8%	-276
	Capias	CA	50	▲	+127.3%	+28
	Show Cause	SC	9	▲	+350.0%	+7
	Felony	F	5	▼	-44.4%	-4
	Other	O	5	▲	-	+5
	Civil Violation	CV	0	▼	-100.0%	-1
	Total			12,072	▼	-3.0%
Civil	Interrogatory	IN	566	▲	+0.7%	+4
	Warrant in Debt	WD	242	▲	+26.0%	+50
	Garnishment	GA	136	▼	-16.6%	-27
	Unlawful Detainer	UD	61	▼	-14.1%	-10
	Other	OT	23	▲	-17.9%	-5
	Show Cause	SC	10	▲	+11.1%	+1
	Preliminary Protective Order	PP	9	▼	-10.0%	-1
	Admin License	AL	5	↔	-	-
	Bond Forfeiture	BF	5	▲	+66.7%	+2
	Protective Order	PO	4	▲	+33.3%	+1
	Detinue	DT	3	↔	-	-
	Tenants Assertion	TA	3	▲	-	+3
	Motion for Judgment	MJ	2	▲	+100.0%	+1
	Impoundment	IM	1	↔	-	-
	Overweight	OC	1	▼	-66.7%	-2
	Capias	CA	0	▼	-100.0%	-1
	Petition-Restore Arms	PR	0	▼	-100.0%	-1
	Total			1,071	▲	1.4%
Civil Commitments	Temporary Detention Order	TD	27	▲	+28.6%	+6
	Mental Commitment	MC	23	▼	-14.8%	-4
	Emergency Custody Order	EC	22	▲	+57.1%	+8
	Total			72	▲	16.1%
GRAND TOTAL			13,468	▼	-3.2%	-441

Filings by Major Case Category**

Category	Summary	Change	% Change	Absolute Change
Felony	91	▼	-32.6%	-44
Garnishment	702	▼	-3.2%	-23
General Civil	251	▲	+26.8%	+53
Infraction/Civil Violation	8,222	▲	-1.7%	-144
Landlord /Tenant	64	▲	-9.9%	-7
Misdemeanor	3,903	▼	-7.4%	-313

* Compared to same time period as previous year

** Case Type Categories are defined in the 2017 Virginia Judicial Workload Assessment

The data reported reflect the case management system. The case types reported may not necessitate judicial involvement.

CPSS - GCMS CASELOAD STATISTICS OF THE GENERAL DISTRICT COURTS

January 2024 thru October 2024 Filings (Compared to January 2023 thru October 2023)

Greenville

District: 6 FIPS: 081

Other	222	▲	+20.0%	+37
Protective Orders	13	▲		0
GRAND TOTAL	13,468	▼	-3.2%	-441

* Compared to same time period as previous year

** Case Type Categories are defined in the 2017 Virginia Judicial Workload Assessment

The data reported reflect the case management system. The case types reported may not necessitate judicial involvement.

2024 Overall GRAND TOTAL		Distribution of Caseload			Change*		Percentage (%) of Caseload		
13,047	-1,205	Criminal	1,225	9%	8.8% ▲	+99	Criminal	2023 7.9%	2024 9.4%
		Traffic	8,423	65%	-16.8% ▼	-1,703	Traffic	71.0%	64.6%
2024		Civil	2,892	22%	15.2% ▲	+381	Civil	17.6%	22.2%
2023		Civil Commitments	507	4%	3.7% ▲	+18	Civil Commitments	3.4%	3.9%
		GRAND TOTAL	13,047	100%	-8.5% ▼	-1,205	GRAND TOTAL	100%	100%

Filings by Division & Code

Division	Case Type Description	Code	Summary	Change	% Change	Absolute Change
Criminal	Misdemeanor	M	628	▲	+16.3%	+88
	Felony	F	404	▲	+4.7%	+18
	Capias	CA	135	▼	-5.6%	-8
	Show Cause	SC	47	▲	+17.5%	+7
	Civil Violation	CV	10	▼	-41.2%	-7
	Motion	MO	1	▲	-	+1
	Total			1,225	▲	8.8%
Traffic	Infraction	I	6,912	▼	-14.8%	-1,198
	Misdemeanor	M	1,409	▼	-25.4%	-480
	Capias	CA	68	▼	-9.3%	-7
	Show Cause	SC	20	▼	-41.2%	-14
	Felony	F	14	▼	-17.6%	-3
	Civil Violation	CV	0	▼	-100.0%	-1
Total			8,423	▼	-16.8%	-1,703
Civil	Warrant in Debt	WD	1,051	▲	+58.0%	+386
	Garnishment	GA	768	▼	-10.6%	-91
	Unlawful Detainer	UD	768	▲	+8.2%	+58
	Preliminary Protective Order	PP	75	▲	+25.0%	+15
	Other	OT	73	▲	+49.0%	+24
	Protective Order	PO	38	▲	+31.0%	+9
	Show Cause	SC	33	▼	-17.5%	-7
	Abstract	AJ	17	▲	+70.0%	+7
	Motion for Judgment	MJ	16	▼	-5.9%	-1
	Detinue	DT	14	▼	-51.7%	-15
	Admin License	AL	11	▼	-42.1%	-8
	Interrogatory	IN	8	▲	+100.0%	+4
	Tenants Assertion	TA	6	▲	+20.0%	+1
	Bond Forfeiture	BF	4	↔	-	-
	Impoundment	IM	4	▲	-	+4
	Petition-Restore Arms	PR	3	▼	-25.0%	-1
	Counter Claim	CC	1	↔	-	-
	Cross Claim	CR	1	▲	-	+1
	Interrogatory-Not	IC	1	▼	-66.7%	-2
	Capias	CA	0	▼	-100.0%	-2
Restricted Operators License	RL	0	▼	-100.0%	-1	
Total			2,892	▲	15.2%	+381
Civil Commitments	Mental Commitment	MC	276	▼	-9.2%	-28
	Emergency Custody Order	EC	118	▲	+78.8%	+52
	Temporary Detention Order	TD	69	▼	-5.5%	-4
	Other	OT	42	↔	-	-
	Medical Emergency Temporary Detention Order	MT	2	▼	-33.3%	-1
	Medical Emergency Custody Order	ME	0	▼	-100.0%	-1
Total			507	▲	3.7%	+18
GRAND TOTAL			13,047	▼	-8.5%	-1,205

* Compared to same time period as previous year

** Case Type Categories are defined in the 2017 Virginia Judicial Workload Assessment

The data reported reflect the case management system. The case types reported may not necessitate judicial involvement.

Filings by Major Case Category**

Category	Summary	Change	% Change	Absolute Change
Felony	418	▼	+3.7%	+15
Garnishment	776	▲	-10.1%	-87
General Civil	1,088	▲	+52.0%	+372
Infraction/Civil Violation	6,922	▼	-14.8%	-1,206
Involuntary Civil Commitments	42	↔		0
Landlord /Tenant	774	▲	+8.3%	+59
Misdemeanor	2,037	▼	-16.2%	-393
Other	877	▲	+1.3%	+11
Protective Orders	113	▲	+27.0%	+24
GRAND TOTAL	13,047	▼	-8.5%	-1,205

* Compared to same time period as previous year

** Case Type Categories are defined in the 2017 Virginia Judicial Workload Assessment

The data reported reflect the case management system. The case types reported may not necessitate judicial involvement.

2024 Overall GRAND TOTAL		Distribution of Caseload			Change*		Percentage (%) of Caseload		
13,069	+2,335	Criminal	1,220	9%	2.5% ▲	+30	Criminal	2023: 11.1%	2024: 9.3%
		Traffic	9,470	72%	34.1% ▲	+2,406	Traffic	65.8%	72.5%
2024		Civil	2,338	18%	-5.3% ▼	-132	Civil	23.0%	17.9%
2023		Civil Commitments	41	0%	310.0% ▲	+31	Civil Commitments	0.1%	0.3%
		GRAND TOTAL	13,069	100%	21.8% ▲	+2,335	GRAND TOTAL	100%	100%

Filings by Division & Code

Division	Case Type Description	Code	Summary	Change	% Change	Absolute Change
Criminal	Misdemeanor	M	640	▲	+5.6%	+34
	Felony	F	367	▼	-8.0%	-32
	Capias	CA	117	▼	-9.3%	-12
	Show Cause	SC	45	▲	+9.8%	+4
	Civil Violation	CV	44	▲	+214.3%	+30
	Restricted Operators License	RL	6	▲	+500.0%	+5
	Motion	MO	1	▲	-	+1
	Total			1,220	▲	2.5%
Traffic	Infraction	I	7,700	▲	+36.7%	+2,067
	Misdemeanor	M	1,659	▲	+25.7%	+339
	Capias	CA	66	▼	-15.4%	-12
	Felony	F	23	▲	+228.6%	+16
	Show Cause	SC	12	▼	-36.8%	-7
	Restricted Operators License	RL	8	▲	+300.0%	+6
	Civil Violation	CV	2	↔	-	-
	Motion	MO	0	▼	-100.0%	-3
Total			9,470	▲	34.1%	+2,406
Civil	Warrant in Debt	WD	928	▲	+8.3%	+71
	Garnishment	GA	778	▼	-1.3%	-10
	Unlawful Detainer	UD	413	▼	-22.7%	-121
	Other	OT	50	▼	-33.3%	-25
	Protective Order	PO	45	▲	+12.5%	+5
	Preliminary Protective Order	PP	37	▼	-26.0%	-13
	Admin License	AL	19	▼	-5.0%	-1
	Impoundment	IM	14	▼	-17.6%	-3
	Abstract	AJ	9	▼	-30.8%	-4
	Show Cause	SC	9	▼	-73.5%	-25
	Motion for Judgment	MJ	7	▼	-41.7%	-5
	Detinue	DT	5	▲	+400.0%	+4
	Interrogatory	IN	5	▼	-54.5%	-6
	Overweight	OC	4	▼	-50.0%	-4
	Motor Carrier	MC	3	▲	+200.0%	+2
	Petition-Restore Arms	PR	3	▲	-	+3
	Tenants Assertion	TA	3	▲	+50.0%	+1
	Bond Forfeiture	BF	2	▲	-	+2
	Interrogatory-Not	IC	2	▲	-	+2
	Restricted Operators License	RL	1	▼	-83.3%	-5
Third Party Claim	TH	1	▲	-	+1	
Emergency Substantial Risk Order	SR	0	▼	-100.0%	-1	
Total			2,338	▼	-5.3%	-132
Civil Commitments	Emergency Custody Order	EC	20	▲	-	+20
	Temporary Detention Order	TD	20	▲	+100.0%	+10
	Mental Commitment	MC	1	▲	-	+1
Total			41	▲	310.0%	+31
GRAND TOTAL			13,069	▲	21.8%	+2,335

* Compared to same time period as previous year

** Case Type Categories are defined in the 2017 Virginia Judicial Workload Assessment

The data reported reflect the case management system. The case types reported may not necessitate judicial involvement.



Filings by Major Case Category**

Category	Summary	Change	% Change	Absolute Change
Felony	390	▲	-3.9%	-16
Garnishment	783	▼	-2.0%	-16
General Civil	953	▲	+8.2%	+72
Infraction/Civil Violation	7,753	▲	+37.0%	+2,095
Landlord /Tenant	416	▲	-22.4%	-120
Misdemeanor	2,314	▲	+19.6%	+379
New to Workload Study	0	▼	-100.0%	-1
Other	378	▲	-11.7%	-50
Protective Orders	82	▼	-8.9%	-8
GRAND TOTAL	13,069	▲	21.8%	+2,335

* Compared to same time period as previous year

** Case Type Categories are defined in the 2017 Virginia Judicial Workload Assessment

The data reported reflect the case management system. The case types reported may not necessitate judicial involvement.

2024 Overall GRAND TOTAL		Distribution of Caseload			Change*		Percentage (%) of Caseload		
1,207	+96	Criminal	120	10%	-20.5% ▼	-31	Criminal	2023	2024
		Traffic	829	69%	13.1% ▲	+96	Traffic	13.6%	9.9%
		Civil	251	21%	13.6% ▲	+30	Civil	66.0%	68.7%
		Civil Commitments	7	1%	16.7% ▲	+1	Civil Commitments	19.9%	20.8%
		GRAND TOTAL	1,207	100%	8.6% ▲	+96	GRAND TOTAL	0.5%	0.6%
							GRAND TOTAL	100%	100%

Filings by Division & Code

Division	Case Type Description	Code	Summary	Change	% Change	Absolute Change
Criminal	Misdemeanor	M	78	▼	-14.3%	-13
	Felony	F	16	▼	-64.4%	-29
	Civil Violation	CV	11	▲	+120.0%	+6
	Capias	CA	9	▲	+125.0%	+5
	Show Cause	SC	6	↔		-
	Total			120	▼	-20.5%
Traffic	Infraction	I	701	▲	+13.1%	+81
	Misdemeanor	M	120	▲	+16.5%	+17
	Felony	F	3	▲	+200.0%	+2
	Show Cause	SC	3	▲	+200.0%	+2
	Capias	CA	2	▲	+100.0%	+1
	Restricted Operators License	RL	0	▼	-100.0%	-7
	Total			829	▲	13.1%
Civil	Warrant in Debt	WD	137	▲	+38.4%	+38
	Garnishment	GA	71	▼	-2.7%	-2
	Unlawful Detainer	UD	25	▲	+92.3%	+12
	Other	OT	6	▼	-60.0%	-9
	Admin License	AL	4	▲	+100.0%	+2
	Detinue	DT	2	▲	-	+2
	Motion for Judgment	MJ	2	▲	-	+2
	Preliminary Protective Order	PP	1	▼	-90.9%	-10
	Protective Order	PO	1	▼	-83.3%	-5
	Show Cause	SC	1	↔		-
	Tenants Assertion	TA	1	▲	-	+1
	Overweight	OC	0	▼	-100.0%	-1
	Total			251	▲	13.6%
Civil Commitments	Temporary Detention Order	TD	5	▲	+66.7%	+2
	Emergency Custody Order	EC	2	▼	-33.3%	-1
	Total		7	▲	16.7%	+1
GRAND TOTAL			1,207	▲	8.6%	+96



Filings by Major Case Category**

Category	Summary	Change	% Change	Absolute Change
Felony	19	▲	-58.7%	-27
Garnishment	71	▼	-2.7%	-2
General Civil	141	▲	+42.4%	+42
Infraction/Civil Violation	712	▲	+13.7%	+86
Landlord /Tenant	26	▲	+100.0%	+13
Misdemeanor	198	▼	-1.5%	-3
Other	38	▲	+5.6%	+2
Protective Orders	2	▼	-88.2%	-15
GRAND TOTAL	1,207	▲	8.6%	+96

* Compared to same time period as previous year

** Case Type Categories are defined in the 2017 Virginia Judicial Workload Assessment

The data reported reflect the case management system. The case types reported may not necessitate judicial involvement.

2024 Overall GRAND TOTAL		Distribution of Caseload			Change*		Percentage (%) of Caseload		
16,643	+4,578	Criminal	345	2%	8.2% ▲	+26	Criminal	2023 2.6%	2024 2.1%
		Traffic	15,657	94%	39.7% ▲	+4,448	Traffic	92.9%	94.1%
2024 		Civil	615	4%	19.0% ▲	+98	Civil	4.3%	3.7%
2023 		Civil Commitments	26	0%	30.0% ▲	+6	Civil Commitments	0.2%	0.2%
		GRAND TOTAL	16,643	100%	37.9% ▲	+4,578	GRAND TOTAL	100%	100%

Filings by Division & Code

Division	Case Type Description	Code	Summary	Change	% Change	Absolute Change
Criminal	Misdemeanor	M	189	▲	+16.0%	+26
	Felony	F	102	▼	-8.1%	-9
	Civil Violation	CV	24	▲	+33.3%	+6
	Capias	CA	18	↔		-
	Show Cause	SC	12	▲	+33.3%	+3
	Total			345	▲	8.2%
Traffic	Infraction	I	12,286	▲	+51.7%	+4,185
	Misdemeanor	M	3,192	▲	+5.7%	+172
	Capias	CA	71	▲	+47.9%	+23
	Civil Violation	CV	67	▲	-	+67
	Show Cause	SC	22	▼	-35.3%	-12
	Felony	F	17	▲	+183.3%	+11
	Other	O	2	▲	-	+2
	Total			15,657	▲	39.7%
Civil	Warrant in Debt	WD	312	▲	+56.8%	+113
	Garnishment	GA	194	▼	-5.4%	-11
	Unlawful Detainer	UD	49	▲	+8.9%	+4
	Other	OT	15	▼	+15.4%	+2
	Admin License	AL	14	▲	+27.3%	+3
	Preliminary Protective Order	PP	11	↔		-
	Motion for Judgment	MJ	5	▲	+400.0%	+4
	Impoundment	IM	4	▼	-55.6%	-5
	Abstract	AJ	3	▲	-	+3
	Detinue	DT	3	▲	+50.0%	+1
	Overweight	OC	3	▼	-25.0%	-1
	Protective Order	PO	2	▼	-77.8%	-7
	Bond Forfeiture	BF	0	▼	-100.0%	-4
	Capias	CA	0	▼	-100.0%	-1
	Mechanic's Lien	ML	0	▼	-100.0%	-1
	Show Cause	SC	0	▼	-100.0%	-1
	Tenants Assertion	TA	0	▼	-100.0%	-1
Total			615	▲	19.0%	+98
Civil Commitments	Temporary Detention Order	TD	19	▲	+46.2%	+6
	Emergency Custody Order	EC	5	▼	-16.7%	-1
	Medical Emergency Custody Order	ME	1	↔		-
	Mental Commitment	MC	1	▲	-	+1
Total			26	▲	30.0%	+6
GRAND TOTAL			16,643	▲	37.9%	+4,578

Filings by Major Case Category**

Category	Summary	Change	% Change	Absolute Change
Felony	119	▲	+1.7%	+2
Garnishment	194	▼	-5.4%	-11
General Civil	322	▲	+55.6%	+115
Infraction/Civil Violation	12,382	▲	+52.4%	+4,259
Landlord /Tenant	49	▼	+6.5%	+3

* Compared to same time period as previous year

** Case Type Categories are defined in the 2017 Virginia Judicial Workload Assessment

The data reported reflect the case management system. The case types reported may not necessitate judicial involvement.



CPSS - GCMS CASELOAD STATISTICS OF THE GENERAL DISTRICT COURTS
 January 2024 thru October 2024 Filings (Compared to January 2023 thru October 2023)

Misdemeanor	3,381	▲	+6.2%	+198
Other	183	▲	+11.6%	+19
Protective Orders	13	▼	-35.0%	-7
GRAND TOTAL	16,643	▲	37.9%	+4,578

* Compared to same time period as previous year

** Case Type Categories are defined in the 2017 Virginia Judicial Workload Assessment

The data reported reflect the case management system. The case types reported may not necessitate judicial involvement.

2024 Overall GRAND TOTAL		Distribution of Caseload			Change*	Percentage (%) of Caseload			
27,398	-326	Criminal	0	0%	-100.0% ▼	-2	Criminal	2023 0.0%	2024 0.0%
2024 		Civil	26,514	97%	-1.0% ▼	-279	Civil	96.6%	96.8%
2023 		Civil Commitments	884	3%	-4.8% ▼	-45	Civil Commitments	3.4%	3.2%
		GRAND TOTAL	27,398	100%	-1.2% ▼	-326	GRAND TOTAL	100%	100%

Filings by Division & Code

Division	Case Type Description	Code	Summary	Change	% Change	Absolute Change
Criminal	Capias	CA	0	▼	-100.0%	-1
	Show Cause	SC	0	▼	-100.0%	-1
	Total		0	▼	-100.0%	-2
Civil	Garnishment	GA	8,609	▼	-10.2%	-978
	Unlawful Detainer	UD	8,363	▼	-0.7%	-62
	Warrant in Debt	WD	6,702	▲	+21.8%	+1,201
	Other	OT	827	▲	+11.9%	+88
	Motion for Judgment	MJ	583	▼	-2.0%	-12
	Preliminary Protective Order	PP	402	▲	+5.8%	+22
	Show Cause	SC	309	▼	-52.7%	-344
	Protective Order	PO	289	▲	+13.8%	+35
	Interrogatory	IN	185	▼	-21.6%	-51
	Abstract	AJ	145	▼	-34.1%	-75
	Detinue	DT	44	▼	-72.3%	-115
	Tenants Assertion	TA	44	▲	+63.0%	+17
	Counter Claim	CC	8	▼	-27.3%	-3
	Petition-Restore Arms	PR	2	↔	-	-
	Bond Forfeiture	BF	1	▲	-	+1
	Emergency Substantial Risk Order	SR	1	▲	-	+1
	Petition to Require Blood Test	BT	0	▼	-100.0%	-1
Third Party Claim	TH	0	▼	-100.0%	-3	
Total			26,514	▼	-1.0%	-279
Civil Commitments	Temporary Detention Order	TD	513	▼	-17.8%	-111
	Emergency Custody Order	EC	369	▲	+21.0%	+64
	Medical Emergency Temporary Detention Order	MT	1	▲	-	+1
	Mental Commitment	MC	1	▲	-	+1
Total			884	▼	-4.8%	-45
GRAND TOTAL			27,398	▼	-1.2%	-326

Filings by Major Case Category**

Category	Summary	Change	% Change	Absolute Change
Garnishment	8,794	▼	-10.5%	-1,029
General Civil	7,350	▼	+17.2%	+1,080
Landlord /Tenant	8,407	▲	-0.5%	-45
New to Workload Study	1	▲	-	+1
Other	2,155	▲	-15.3%	-390
Protective Orders	691	▲	+9.0%	+57
GRAND TOTAL	27,398	▼	-1.2%	-326

* Compared to same time period as previous year

** Case Type Categories are defined in the 2017 Virginia Judicial Workload Assessment

The data reported reflect the case management system. The case types reported may not necessitate judicial involvement.

2024 Overall GRAND TOTAL		Distribution of Caseload			Change*		Percentage (%) of Caseload		
8,359 	+21	Criminal	7,952	95%	-0.9% ▼	-71	Criminal	2023: 96.2%	2024: 95.1%
		Traffic	389	5%	29.2% ▲	+88	Traffic	3.6%	4.7%
		Civil	18	0%	28.6% ▲	+4	Civil	0.2%	0.2%
		GRAND TOTAL	8,359	100%	0.3% ▲	+21	GRAND TOTAL	100%	100%

Filings by Division & Code

Division	Case Type Description	Code	Summary	Change	% Change	Absolute Change
Criminal	Misdemeanor	M	5,465	▲	+5.3%	+275
	Felony	F	2,152	▼	-11.1%	-270
	Show Cause	SC	123	▼	-4.7%	-6
	Civil Violation	CV	121	▼	-17.7%	-26
	Capias	CA	91	▼	-28.3%	-36
	Restricted Operators License	RL	0	▼	-100.0%	-8
	Total			7,952	▼	-0.9%
Traffic	Infraction	I	247	▲	+38.8%	+69
	Misdemeanor	M	123	▲	+13.9%	+15
	Felony	F	16	▲	+6.7%	+1
	Capias	CA	1	▲	-	+1
	Civil Violation	CV	1	▲	-	+1
	Show Cause	SC	1	▲	-	+1
Total			389	▲	29.2%	+88
Civil	Garnishment	GA	7	▲	-	+7
	Bond Forfeiture	BF	6	▼	-53.8%	-7
	Admin License	AL	2	▲	-	+2
	Other	OT	2	▲	-	+2
	Impoundment	IM	1	▲	-	+1
	Preliminary Protective Order	PP	0	▼	-100.0%	-1
Total			18	▲	28.6%	+4
GRAND TOTAL			8,359	▲	0.3%	+21



Filings by Major Case Category**

Category	Summary	Change	% Change	Absolute Change
Felony	2,168	▼	-11.0%	-269
Garnishment	7	▲	-	+7
General Civil	2	▲	-	+2
Infraction/Civil Violation	369	▲	+13.5%	+44
Misdemeanor	5,588	▼	+5.3%	+282
Other	225	▲	-16.4%	-44
Protective Orders	0	▼	-100.0%	-1
GRAND TOTAL	8,359	▲	0.3%	+21

* Compared to same time period as previous year

** Case Type Categories are defined in the 2017 Virginia Judicial Workload Assessment

The data reported reflect the case management system. The case types reported may not necessitate judicial involvement.

2024 Overall GRAND TOTAL		Distribution of Caseload			Change*		Percentage (%) of Caseload			
18,694	+2,374	Criminal	1,534	8%	-13.3%	▼	-236	Criminal	2023 10.8%	2024 8.2%
		Traffic	16,745	90%	19.8%	▲	+2,773	Traffic	85.6%	89.6%
2024 		Civil	415	2%	-28.2%	▼	-163	Civil	3.5%	2.2%
2023 		GRAND TOTAL	18,694	100%	14.5%	▲	+2,374	GRAND TOTAL	100%	100%

Filings by Division & Code

Division	Case Type Description	Code	Summary	Change	% Change	Absolute Change
Criminal	Misdemeanor	M	1,101	▼	-15.4%	-201
	Civil Violation	CV	181	▼	-18.1%	-40
	Felony	F	129	▼	-10.4%	-15
	Show Cause	SC	82	▲	+20.6%	+14
	Restricted Operators License	RL	23	▲	+109.1%	+12
	Capias	CA	14	▼	-39.1%	-9
	Motion	MO	4	▲	+300.0%	+3
	Total			1,534	▼	-13.3%
Traffic	Infraction	I	11,693	▲	+22.8%	+2,169
	Misdemeanor	M	4,343	▲	+16.4%	+612
	Other	O	481	▼	-19.7%	-118
	Civil Violation	CV	139	▲	+379.3%	+110
	Felony	F	73	↔		-
	Show Cause	SC	12	▲	+50.0%	+4
	Capias	CA	2	▼	-66.7%	-4
	Restricted Operators License	RL	2	↔		-
Total			16,745	▲	19.8%	+2,773
Civil	Admin License	AL	330	▼	-32.7%	-160
	Impoundment	IM	51	▼	-7.3%	-4
	Other	OT	18	↔		-
	Bond Forfeiture	BF	16	▲	+6.7%	+1
Total			415	▼	-28.2%	-163
GRAND TOTAL			18,694	▲	14.5%	+2,374

Filings by Major Case Category**



Category	Summary	Change	% Change	Absolute Change
Felony	202	▼	-6.9%	-15
General Civil	18	↔		0
Infraction/Civil Violation	12,494	▲	+20.4%	+2,121
Misdemeanor	5,469	▲	+8.4%	+423
Other	511	▲	-23.3%	-155
GRAND TOTAL	18,694	▲	14.5%	+2,374

* Compared to same time period as previous year

** Case Type Categories are defined in the 2017 Virginia Judicial Workload Assessment

The data reported reflect the case management system. The case types reported may not necessitate judicial involvement.

CPSS - GCMS CASELOAD STATISTICS OF THE GENERAL DISTRICT COURTS
 January 2024 thru October 2024 Filings (Compared to January 2023 thru October 2023)

2024 Overall GRAND TOTAL		Distribution of Caseload			Change*		Percentage (%) of Caseload		
42,370	+5,839	Criminal	5,868	14%	20.5% ▲	+997	Criminal	2023	2024
		Traffic	13,659	32%	29.1% ▲	+3,082	Traffic	13.3%	13.8%
2024 		Civil	20,586	49%	8.8% ▲	+1,657	Civil	29.0%	32.2%
2023 		Civil Commitments	2,257	5%	4.8% ▲	+103	Civil Commitments	51.8%	48.6%
		GRAND TOTAL	42,370	100%	16.0% ▲	+5,839	GRAND TOTAL	100%	100%

Filings by Division & Code

Division	Case Type Description	Code	Summary	Change	% Change	Absolute Change
Criminal	Misdemeanor	M	3,583	▲	+18.2%	+551
	Felony	F	1,584	▲	+39.4%	+448
	Show Cause	SC	317	▲	+4.6%	+14
	Capias	CA	273	▲	+3.8%	+10
	Civil Violation	CV	111	▼	-19.0%	-26
	Total			5,868	▲	20.5%
Traffic	Infraction	I	9,543	▲	+28.6%	+2,122
	Misdemeanor	M	3,903	▲	+29.1%	+880
	Felony	F	85	▲	+28.8%	+19
	Capias	CA	59	▲	+210.5%	+40
	Show Cause	SC	56	▲	+100.0%	+28
	Restricted Operators License	RL	12	▼	-33.3%	-6
	Other	O	1	▲	-	+1
	Civil Violation	CV	0	▼	-100.0%	-2
	Total			13,659	▲	29.1%
Civil	Warrant in Debt	WD	8,315	▲	+26.4%	+1,737
	Unlawful Detainer	UD	4,947	▼	-14.2%	-820
	Garnishment	GA	4,755	▲	+18.1%	+730
	Other	OT	494	▲	-1.6%	-8
	Preliminary Protective Order	PP	425	▼	-13.6%	-67
	Bond Forfeiture	BF	292	▲	+79.1%	+129
	Protective Order	PO	284	▼	-10.4%	-33
	Show Cause	SC	241	▲	+21.7%	+43
	Motion for Judgment	MJ	193	▲	+40.9%	+56
	Admin License	AL	187	▼	-11.0%	-23
	Abstract	AJ	143	▼	-15.4%	-26
	Interrogatory	IN	115	▼	-16.1%	-22
	Detinue	DT	96	▼	-31.4%	-44
	Tenants Assertion	TA	55	▲	+14.6%	+7
	Counter Claim	CC	30	▲	+7.1%	+2
	Impoundment	IM	6	▲	+50.0%	+2
	Capias	CA	3	▼	-62.5%	-5
	Restricted Operators License	RL	3	▲	-	+3
	Petition-Restore Arms	PR	1	▼	-80.0%	-4
	Third Party Claim	TH	1	↔	-	-
Total			20,586	▲	8.8%	+1,657
Civil Commitments	Mental Commitment	MC	978	▼	-19.3%	-234
	Temporary Detention Order	TD	751	▲	+12.4%	+83
	Emergency Custody Order	EC	400	▲	+164.9%	+249
	Other	OT	96	▲	+11.6%	+10
	Medical Emergency Temporary Detention Order	MT	32	▼	-11.1%	-4
	Medical Emergency Custody Order	ME	0	▼	-100.0%	-1
Total			2,257	▲	4.8%	+103
GRAND TOTAL			42,370	▲	16.0%	+5,839

* Compared to same time period as previous year

** Case Type Categories are defined in the 2017 Virginia Judicial Workload Assessment

The data reported reflect the case management system. The case types reported may not necessitate judicial involvement.

Filings by Major Case Category**

Category	Summary	Change	% Change	Absolute Change
Felony	1,669	▲	+38.9%	+467
Garnishment	4,870	▲	+17.0%	+708
General Civil	8,739	▼	+25.6%	+1,781
Infraction/Civil Violation	9,655	▲	+27.7%	+2,095
Involuntary Civil Commitments	96	▲	+11.6%	+10
Landlord /Tenant	5,002	▲	-14.0%	-813
Misdemeanor	7,501	▲	+23.5%	+1,428
Other	4,129	▲	+6.8%	+263
Protective Orders	709	▼	-12.4%	-100
GRAND TOTAL	42,370	▲	16.0%	+5,839

* Compared to same time period as previous year

** Case Type Categories are defined in the 2017 Virginia Judicial Workload Assessment

The data reported reflect the case management system. The case types reported may not necessitate judicial involvement.

2024 Overall GRAND TOTAL		Distribution of Caseload			Change*		Percentage (%) of Caseload		
1,317 +440 	Criminal	152	12%	-6.2% ▼	-10	Criminal	2023	2024	
	Traffic	880	67%	90.5% ▲	+418	Traffic	18.5%	11.5%	
	Civil	281	21%	11.5% ▲	+29	Civil	52.7%	66.8%	
	Civil Commitments	4	0%	300.0% ▲	+3	Civil Commitments	28.7%	21.3%	
	GRAND TOTAL	1,317	100%	50.2% ▲	+440	GRAND TOTAL	0.1%	0.3%	
						GRAND TOTAL	100%	100%	

Filings by Division & Code

Division	Case Type Description	Code	Summary	Change	% Change	Absolute Change
Criminal	Misdemeanor	M	96	▼	-23.2%	-29
	Felony	F	27	▲	+68.8%	+11
	Capias	CA	12	▼	-20.0%	-3
	Civil Violation	CV	11	▲	+175.0%	+7
	Show Cause	SC	5	▲	+150.0%	+3
	Restricted Operators License	RL	1	▲	-	+1
	Total			152	▼	-6.2%
Traffic	Infraction	I	717	▲	+104.9%	+367
	Misdemeanor	M	146	▲	+52.1%	+50
	Show Cause	SC	11	▲	+175.0%	+7
	Capias	CA	4	▼	-50.0%	-4
	Restricted Operators License	RL	2	↔	-	-
	Felony	F	0	▼	-100.0%	-2
Total			880	▲	90.5%	+418
Civil	Warrant in Debt	WD	141	▲	+31.8%	+34
	Garnishment	GA	83	▲	+7.8%	+6
	Unlawful Detainer	UD	16	▼	-20.0%	-4
	Other	OT	12	▼	-7.7%	-1
	Preliminary Protective Order	PP	8	▼	-33.3%	-4
	Protective Order	PO	8	▼	-33.3%	-4
	Interrogatory	IN	4	▲	+300.0%	+3
	Abstract	AJ	3	▲	+200.0%	+2
	Detinue	DT	3	▲	+200.0%	+2
	Admin License	AL	1	↔	-	-
	Bond Forfeiture	BF	1	▼	-50.0%	-1
	Counter Claim	CC	1	▼	-50.0%	-1
	Show Cause	SC	0	▼	-100.0%	-1
	Tenants Assertion	TA	0	▼	-100.0%	-2
Total			281	▲	11.5%	+29
Civil Commitments	Emergency Custody Order	EC	3	▲	-	+3
	Temporary Detention Order	TD	1	↔	-	-
Total			4	▲	300.0%	+3
GRAND TOTAL			1,317	▲	50.2%	+440

Filings by Major Case Category**

Category	Summary	Change	% Change	Absolute Change
Felony	27	▼	+50.0%	+9
Garnishment	87	▲	+11.5%	+9
General Civil	144	▲	+32.1%	+35
Infraction/Civil Violation	728	▲	+105.6%	+374
Landlord /Tenant	16	▼	-27.3%	-6
Misdemeanor	245	▲	+9.9%	+22
Other	54	▲	+10.2%	+5
Protective Orders	16	▼	-33.3%	-8
GRAND TOTAL	1,317	▲	50.2%	+440

* Compared to same time period as previous year



** Case Type Categories are defined in the 2017 Virginia Judicial Workload Assessment

The data reported reflect the case management system. The case types reported may not necessitate judicial involvement.

* Compared to same time period as previous year

** Case Type Categories are defined in the 2017 Virginia Judicial Workload Assessment

The data reported reflect the case management system. The case types reported may not necessitate judicial involvement.

2024 Overall GRAND TOTAL		Distribution of Caseload			Change*		Percentage (%) of Caseload		
9,780	-901	Criminal	1,517	16%	0.7% ▲	+11	Criminal	2023	2024
		Traffic	6,239	64%	-12.7% ▼	-905	Traffic	14.1%	15.5%
		Civil	1,960	20%	0.7% ▲	+14	Civil	66.9%	63.8%
		Civil Commitments	64	1%	-24.7% ▼	-21	Civil Commitments	18.2%	20.0%
		GRAND TOTAL	9,780	100%	-8.4% ▼	-901	GRAND TOTAL	0.8%	0.7%
							GRAND TOTAL	100%	100%

Filings by Division & Code

Division	Case Type Description	Code	Summary	Change	% Change	Absolute Change
Criminal	Misdemeanor	M	1,013	▲	+9.0%	+84
	Felony	F	247	▼	-27.4%	-93
	Capias	CA	119	▼	-7.0%	-9
	Show Cause	SC	86	▲	+53.6%	+30
	Civil Violation	CV	52	▼	-1.9%	-1
	Total			1,517	▲	0.7%
Traffic	Infraction	I	5,462	▼	-14.4%	-916
	Misdemeanor	M	722	▲	+1.7%	+12
	Civil Violation	CV	30	▲	-	+30
	Felony	F	10	▼	-16.7%	-2
	Show Cause	SC	10	▼	-64.3%	-18
	Capias	CA	3	▼	-72.7%	-8
	Restricted Operators License	RL	2	▼	-60.0%	-3
	Total			6,239	▼	-12.7%
Civil	Warrant in Debt	WD	848	▲	+6.5%	+52
	Garnishment	GA	418	▲	+12.7%	+47
	Unlawful Detainer	UD	209	▼	-17.4%	-44
	Other	OT	112	▼	-9.7%	-12
	Admin License	AL	100	▼	-15.3%	-18
	Preliminary Protective Order	PP	81	↔	-	-
	Impoundment	IM	77	▲	+8.5%	+6
	Protective Order	PO	36	▼	-12.2%	-5
	Bond Forfeiture	BF	17	▲	+70.0%	+7
	Interrogatory	IN	14	▼	-30.0%	-6
	Motion for Judgment	MJ	11	▼	-8.3%	-1
	Show Cause	SC	10	▲	+42.9%	+3
	Abstract	AJ	9	▼	-18.2%	-2
	Detinue	DT	9	▼	-62.5%	-15
	Tenants Assertion	TA	4	▲	+100.0%	+2
	Petition-Restore Arms	PR	2	▲	+100.0%	+1
	Capias	CA	1	▲	-	+1
	Counter Claim	CC	1	▼	-66.7%	-2
	Overweight	OC	1	↔	-	-
Total			1,960	▲	0.7%	+14
Civil Commitments	Temporary Detention Order	TD	39	▼	-18.8%	-9
	Emergency Custody Order	EC	22	▼	-37.1%	-13
	Mental Commitment	MC	3	▲	+200.0%	+2
	Medical Emergency Temporary Detention Order	MT	0	▼	-100.0%	-1
	Total			64	▼	-24.7%
GRAND TOTAL			9,780	▼	-8.4%	-901

Filings by Major Case Category**

Category	Summary	Change	% Change	Absolute Change
Felony	257	▼	-27.0%	-95
Garnishment	432	▼	+10.5%	+41
General Civil	879	▲	+4.3%	+36

* Compared to same time period as previous year

** Case Type Categories are defined in the 2017 Virginia Judicial Workload Assessment

The data reported reflect the case management system. The case types reported may not necessitate judicial involvement.



CPSS - GCMS CASELOAD STATISTICS OF THE GENERAL DISTRICT COURTS
 January 2024 thru October 2024 Filings (Compared to January 2023 thru October 2023)

Infraction/Civil Violation	5,545	▲	-13.8%	-887
Landlord /Tenant	213	▲	-16.5%	-42
Misdemeanor	1,737	▼	+5.7%	+93
Other	600	▲	-6.5%	-42
Protective Orders	117	▼	-4.1%	-5
GRAND TOTAL	9,780	▼	-8.4%	-901

* Compared to same time period as previous year

** Case Type Categories are defined in the 2017 Virginia Judicial Workload Assessment

The data reported reflect the case management system. The case types reported may not necessitate judicial involvement.

2024 Overall GRAND TOTAL		Distribution of Caseload			Change*		Percentage (%) of Caseload			
3,772	-79	Criminal	228	6%	-21.1%	▼	-61	Criminal	2023 7.5%	2024 6.0%
		Traffic	3,234	86%	-2.0%	▼	-67	Traffic	85.7%	85.7%
2024 		Civil	306	8%	21.4%	▲	+54	Civil	6.5%	8.1%
2023 		Civil Commitments	4	0%	-55.6%	▲	-5	Civil Commitments	0.2%	0.1%
		GRAND TOTAL	3,772	100%	-2.1%	▼	-79	GRAND TOTAL	100%	100%

Filings by Division & Code

Division	Case Type Description	Code	Summary	Change	% Change	Absolute Change
Criminal	Misdemeanor	M	179	▼	-9.1%	-18
	Felony	F	30	▼	-21.1%	-8
	Capias	CA	9	▼	-64.0%	-16
	Civil Violation	CV	6	↔		-
	Show Cause	SC	3	▼	-87.0%	-20
	Restricted Operators License	RL	1	▲	-	+1
	Total			228	▼	-21.1%
Traffic	Infraction	I	2,810	▼	-3.6%	-106
	Misdemeanor	M	409	▲	+9.1%	+34
	Capias	CA	8	▲	+166.7%	+5
	Show Cause	SC	5	▲	+66.7%	+2
	Restricted Operators License	RL	2	▼	-33.3%	-1
	Civil Violation	CV	0	▼	-100.0%	-1
Total			3,234	▼	-2.0%	-67
Civil	Warrant in Debt	WD	153	▲	+41.7%	+45
	Garnishment	GA	76	▲	+16.9%	+11
	Other	OT	24	▲	+14.3%	+3
	Unlawful Detainer	UD	13	▼	-31.6%	-6
	Admin License	AL	12	▲	+71.4%	+5
	Preliminary Protective Order	PP	12	▲	+50.0%	+4
	Protective Order	PO	8	▼	-27.3%	-3
	Detinue	DT	4	▲	+300.0%	+3
	Abstract	AJ	2	↔		-
	Impoundment	IM	2	▼	-66.7%	-4
	Counter Claim	CC	0	▼	-100.0%	-1
	Interrogatory	IN	0	▼	-100.0%	-1
	Petition-Restore Arms	PR	0	▼	-100.0%	-2
Total			306	▲	21.4%	+54
Civil Commitments	Temporary Detention Order	TD	4	▼	-50.0%	-4
	Emergency Custody Order	EC	0	▼	-100.0%	-1
Total			4	▼	-55.6%	-5
GRAND TOTAL			3,772	▼	-2.1%	-79

Filings by Major Case Category**

Category	Summary	Change	% Change	Absolute Change
Felony	30	▼	-21.1%	-8
Garnishment	76	▼	+15.2%	+10
General Civil	160	▲	+40.4%	+46
Infraction/Civil Violation	2,816	▼	-3.7%	-107
Landlord /Tenant	13	▼	-31.6%	-6
Misdemeanor	591	▲	+2.8%	+16
Other	66	▼	-32.0%	-31
Protective Orders	20	▲	+5.3%	+1
GRAND TOTAL	3,772	▼	-2.1%	-79

* Compared to same time period as previous year



** Case Type Categories are defined in the 2017 Virginia Judicial Workload Assessment

The data reported reflect the case management system. The case types reported may not necessitate judicial involvement.

* Compared to same time period as previous year

** Case Type Categories are defined in the 2017 Virginia Judicial Workload Assessment

The data reported reflect the case management system. The case types reported may not necessitate judicial involvement.

2024 Overall GRAND TOTAL		Distribution of Caseload			Change*		Percentage (%) of Caseload		
4,743	+556	Criminal	414	9%	14.4% ▲	+52	Criminal	2023	2024
		Traffic	3,539	75%	11.4% ▲	+362	Traffic	8.6%	8.7%
		Civil	779	16%	23.1% ▲	+146	Civil	75.9%	74.6%
		Civil Commitments	11	0%	-26.7% ▼	-4	Civil Commitments	15.1%	16.4%
		GRAND TOTAL	4,743	100%	13.3% ▲	+556	GRAND TOTAL	0.4%	0.2%
							GRAND TOTAL	100%	100%

Filings by Division & Code

Division	Case Type Description	Code	Summary	Change	% Change	Absolute Change
Criminal	Misdemeanor	M	274	▲	+17.6%	+41
	Felony	F	87	▲	+26.1%	+18
	Capias	CA	30	▲	+3.4%	+1
	Show Cause	SC	13	▼	-23.5%	-4
	Civil Violation	CV	7	▼	-46.2%	-6
	Restricted Operators License	RL	3	▲	+200.0%	+2
	Total			414	▲	14.4%
Traffic	Infraction	I	3,109	▲	+13.1%	+359
	Misdemeanor	M	414	▲	+4.3%	+17
	Capias	CA	5	▼	-72.2%	-13
	Civil Violation	CV	5	▲	+66.7%	+2
	Show Cause	SC	4	▼	-20.0%	-1
	Felony	F	2	▼	-33.3%	-1
	Restricted Operators License	RL	0	▼	-100.0%	-1
Total			3,539	▲	11.4%	+362
Civil	Warrant in Debt	WD	402	▲	+46.2%	+127
	Garnishment	GA	192	▲	+19.3%	+31
	Unlawful Detainer	UD	63	▼	-25.9%	-22
	Other	OT	57	▲	+39.0%	+16
	Preliminary Protective Order	PP	20	▼	-4.8%	-1
	Protective Order	PO	15	▼	-6.3%	-1
	Admin License	AL	12	▼	-20.0%	-3
	Counter Claim	CC	3	▲	+200.0%	+2
	Detinue	DT	3	▼	-25.0%	-1
	Impoundment	IM	3	▼	-66.7%	-6
	Interrogatory	IN	3	↔		-
	Abstract	AJ	2	▲	+100.0%	+1
	Motion for Judgment	MJ	2	▲	-	+2
	Petition-Restore Arms	PR	1	▲	-	+1
	Show Cause	SC	1	▲	-	+1
Bond Forfeiture	BF	0	▼	-100.0%	-1	
Total			779	▲	23.1%	+146
Civil Commitments	Temporary Detention Order	TD	8	▲	+14.3%	+1
	Emergency Custody Order	EC	3	▼	-62.5%	-5
Total			11	▼	-26.7%	-4
GRAND TOTAL			4,743	▲	13.3%	+556

Filings by Major Case Category**

Category	Summary	Change	% Change	Absolute Change
Felony	89	▼	+23.6%	+17
Garnishment	195	▲	+18.9%	+31
General Civil	413	▲	+44.4%	+127
Infraction/Civil Violation	3,121	▲	+12.8%	+355
Landlord /Tenant	63	▼	-25.9%	-22
Misdemeanor	691	▲	+9.3%	+59
Other	136	▲	-6.2%	-9

* Compared to same time period as previous year

** Case Type Categories are defined in the 2017 Virginia Judicial Workload Assessment

The data reported reflect the case management system. The case types reported may not necessitate judicial involvement.

CPSS - GCMS CASELOAD STATISTICS OF THE GENERAL DISTRICT COURTS
 January 2024 thru October 2024 Filings (Compared to January 2023 thru October 2023)

Protective Orders		35	▼	-5.4%	-2
GRAND TOTAL		4,743	▲	13.3%	+556

* Compared to same time period as previous year

** Case Type Categories are defined in the 2017 Virginia Judicial Workload Assessment

The data reported reflect the case management system. The case types reported may not necessitate judicial involvement.

2024 Overall GRAND TOTAL	Distribution of Caseload				Change*		Percentage (%) of Caseload		
1,545 -10	Criminal	202	13%	-7.8%	▼	-17	Criminal	2023	2024
	Traffic	1,059	69%	-4.7%	▼	-52	Traffic	71.4%	68.5%
	Civil	273	18%	28.8%	▲	+61	Civil	13.6%	17.7%
	Civil Commitments	11	1%	-15.4%	▼	-2	Civil Commitments	0.8%	0.7%
	GRAND TOTAL	1,545	100%	-0.6%	▼	-10	GRAND TOTAL	100%	100%

Filings by Division & Code

Division	Case Type Description	Code	Summary	Change	% Change	Absolute Change
Criminal	Misdemeanor	M	138	▼	-15.3%	-25
	Felony	F	39	▲	+18.2%	+6
	Civil Violation	CV	9	▲	+50.0%	+3
	Capias	CA	8	▲	+14.3%	+1
	Show Cause	SC	8	▼	-20.0%	-2
	Total		202	▼	-7.8%	-17
Traffic	Infraction	I	875	▼	-3.8%	-35
	Misdemeanor	M	180	▼	-5.3%	-10
	Capias	CA	2	▼	-33.3%	-1
	Felony	F	1	▼	-50.0%	-1
	Show Cause	SC	1	▼	-75.0%	-3
	Civil Violation	CV	0	▼	-100.0%	-1
	Restricted Operators License	RL	0	▼	-100.0%	-1
	Total		1,059	▼	-4.7%	-52
Civil	Warrant in Debt	WD	117	▲	+50.0%	+39
	Garnishment	GA	57	▲	+23.9%	+11
	Unlawful Detainer	UD	24	▼	-29.4%	-10
	Other	OT	21	▲	+50.0%	+7
	Admin License	AL	20	▲	+122.2%	+11
	Preliminary Protective Order	PP	14	▲	+133.3%	+8
	Protective Order	PO	9	▲	+125.0%	+5
	Detinue	DT	5	▲	+66.7%	+2
	Abstract	AJ	2	▼	-33.3%	-1
	Impoundment	IM	2	▼	-50.0%	-2
	Interrogatory	IN	2	▼	-60.0%	-3
	Counter Claim	CC	0	▼	-100.0%	-1
	Show Cause	SC	0	▼	-100.0%	-4
	Tenants Assertion	TA	0	▼	-100.0%	-1
Total		273	▲	28.8%	+61	
Civil Commitments	Temporary Detention Order	TD	8	▲	+14.3%	+1
	Emergency Custody Order	EC	3	▼	-50.0%	-3
	Total		11	▼	-15.4%	-2
GRAND TOTAL		1,545	▼	-0.6%	-10	

Filings by Major Case Category**

Category	Summary	Change	% Change	Absolute Change
Felony	40	▼	+14.3%	+5
Garnishment	59	▼	+15.7%	+8
General Civil	123	▲	+48.2%	+40
Infraction/Civil Violation	884	▼	-3.6%	-33
Landlord /Tenant	24	▼	-31.4%	-11
Misdemeanor	318	▼	-10.2%	-36
Other	74	▼	+5.7%	+4
Protective Orders	23	▲	+130.0%	+13
GRAND TOTAL	1,545	▼	-0.6%	-10

* Compared to same time period as previous year

** Case Type Categories are defined in the 2017 Virginia Judicial Workload Assessment

The data reported reflect the case management system. The case types reported may not necessitate judicial involvement.

* Compared to same time period as previous year ** Case Type Categories are defined in the 2017 Virginia Judicial Workload Assessment
The data reported reflect the case management system. The case types reported may not necessitate judicial involvement.

2024 Overall GRAND TOTAL		Distribution of Caseload			Change*		Percentage (%) of Caseload		
1,843	+330	Criminal	359	19%	49.0% ▲	+118	Criminal	2023	2024
		Traffic	1,109	60%	15.5% ▲	+149	Traffic	63.5%	60.2%
2024		Civil	357	19%	23.1% ▲	+67	Civil	19.2%	19.4%
2023		Civil Commitments	18	1%	-18.2% ▼	-4	Civil Commitments	1.5%	1.0%
		GRAND TOTAL	1,843	100%	21.8% ▲	+330	GRAND TOTAL	100%	100%

Filings by Division & Code

Division	Case Type Description	Code	Summary	Change	% Change	Absolute Change
Criminal	Misdemeanor	M	288	▲	+81.1%	+129
	Felony	F	36	▲	+16.1%	+5
	Civil Violation	CV	18	▲	+157.1%	+11
	Show Cause	SC	9	▼	-60.9%	-14
	Capias	CA	8	▼	-61.9%	-13
	Total			359	▲	49.0%
Traffic	Infraction	I	914	▲	+18.1%	+140
	Misdemeanor	M	189	▲	+6.2%	+11
	Felony	F	2	▼	-33.3%	-1
	Show Cause	SC	2	▼	-33.3%	-1
	Capias	CA	1	▼	-50.0%	-1
	Civil Violation	CV	1	▲	-	+1
	Total			1,109	▲	15.5%
Civil	Warrant in Debt	WD	170	▲	+50.4%	+57
	Garnishment	GA	65	▲	+44.4%	+20
	Other	OT	34	▲	-5.6%	-2
	Unlawful Detainer	UD	23	▼	-43.9%	-18
	Preliminary Protective Order	PP	17	↔	-	-
	Admin License	AL	16	▲	+23.1%	+3
	Protective Order	PO	9	↔	-	-
	Detinue	DT	6	▲	+20.0%	+1
	Impoundment	IM	6	▲	+20.0%	+1
	Abstract	AJ	3	▲	+50.0%	+1
	Bond Forfeiture	BF	2	▲	-	+2
	Petition-Restore Arms	PR	2	▲	-	+2
	Interrogatory	IN	1	↔	-	-
	Motion for Judgment	MJ	1	↔	-	-
	Show Cause	SC	1	▼	-50.0%	-1
	Tenants Assertion	TA	1	▲	-	+1
Total			357	▲	23.1%	+67
Civil Commitments	Temporary Detention Order	TD	13	▼	-27.8%	-5
	Emergency Custody Order	EC	5	▲	+25.0%	+1
Total			18	▼	-18.2%	-4
GRAND TOTAL			1,843	▲	21.8%	+330

Filings by Major Case Category**

Category	Summary	Change	% Change	Absolute Change
Felony	38	▼	+11.8%	+4
Garnishment	66	▲	+43.5%	+20
General Civil	183	▲	+50.0%	+61
Infraction/Civil Violation	933	▲	+19.5%	+152
Landlord /Tenant	24	▲	-41.5%	-17
Misdemeanor	477	▲	+41.5%	+140
Other	96	▲	-23.8%	-30
Protective Orders	26	↔	-	0

* Compared to same time period as previous year

** Case Type Categories are defined in the 2017 Virginia Judicial Workload Assessment

The data reported reflect the case management system. The case types reported may not necessitate judicial involvement.

CPSS - GCMS CASELOAD STATISTICS OF THE GENERAL DISTRICT COURTS
January 2024 thru October 2024 Filings (Compared to January 2023 thru October 2023)

<i>GRAND TOTAL</i>	1,843	▲	21.8%	+330
---------------------------	--------------	---	-------	------

* Compared to same time period as previous year ** Case Type Categories are defined in the 2017 Virginia Judicial Workload Assessment
The data reported reflect the case management system. The case types reported may not necessitate judicial involvement.

2024 Overall GRAND TOTAL		Distribution of Caseload			Change*		Percentage (%) of Caseload		
9,004	-1,587	Criminal	1,060	12%	10.2% ▲	+98	Criminal	2023 9.1%	2024 11.8%
		Traffic	6,909	77%	-22.1% ▼	-1,958	Traffic	83.7%	76.7%
2024		Civil	1,025	11%	37.2% ▲	+278	Civil	7.1%	11.4%
2023		Civil Commitments	10	0%	-33.3% ▼	-5	Civil Commitments	0.1%	0.1%
		GRAND TOTAL	9,004	100%	-15.0% ▼	-1,587	GRAND TOTAL	100%	100%

Filings by Division & Code

Division	Case Type Description	Code	Summary	Change	% Change	Absolute Change
Criminal	Misdemeanor	M	653	▲	+19.6%	+107
	Felony	F	220	▼	-25.7%	-76
	Capias	CA	104	▲	+48.6%	+34
	Civil Violation	CV	44	▲	+63.0%	+17
	Show Cause	SC	39	▲	+69.6%	+16
	Total			1,060	▲	10.2%
Traffic	Infraction	I	4,447	▼	-26.6%	-1,610
	Misdemeanor	M	2,257	▼	-12.2%	-313
	Capias	CA	110	▼	-24.7%	-36
	Show Cause	SC	60	▼	-14.3%	-10
	Civil Violation	CV	20	▲	+900.0%	+18
	Felony	F	15	▼	-31.8%	-7
Total			6,909	▼	-22.1%	-1,958
Civil	Warrant in Debt	WD	518	▲	+46.7%	+165
	Garnishment	GA	242	▲	+33.7%	+61
	Admin License	AL	77	▲	+28.3%	+17
	Other	OT	44	▲	+15.8%	+6
	Unlawful Detainer	UD	34	▲	+3.0%	+1
	Preliminary Protective Order	PP	31	▲	+121.4%	+17
	Impoundment	IM	16	▼	-38.5%	-10
	Bond Forfeiture	BF	13	▲	+160.0%	+8
	Abstract	AJ	11	▲	+57.1%	+4
	Protective Order	PO	11	↔		-
	Interrogatory	IN	10	▲	+150.0%	+6
	Detinue	DT	6	▲	-	+6
	Motion for Judgment	MJ	6	▲	+50.0%	+2
	Show Cause	SC	6	↔		-
	Counter Claim	CC	0	▼	-100.0%	-3
	Tenants Assertion	TA	0	▼	-100.0%	-2
Total			1,025	▲	37.2%	+278
Civil Commitments	Emergency Custody Order	EC	7	↔		-
	Temporary Detention Order	TD	3	▼	-40.0%	-2
	Mental Commitment	MC	0	▼	-100.0%	-1
	Petition	PT	0	▼	-100.0%	-2
Total			10	▼	-33.3%	-5
GRAND TOTAL			9,004	▼	-15.0%	-1,587

Filings by Major Case Category**

Category	Summary	Change	% Change	Absolute Change
Felony	235	▼	-26.1%	-83
Garnishment	252	▲	+36.2%	+67
General Civil	544	▲	+45.1%	+169
Infraction/Civil Violation	4,511	▲	-25.9%	-1,575
Involuntary Civil Commitments	0	▼	-100.0%	-2
Landlord /Tenant	34	▼	-2.9%	-1
Misdemeanor	2,910	▲	-6.6%	-206

* Compared to same time period as previous year

** Case Type Categories are defined in the 2017 Virginia Judicial Workload Assessment

The data reported reflect the case management system. The case types reported may not necessitate judicial involvement.

CPSS - GCMS CASELOAD STATISTICS OF THE GENERAL DISTRICT COURTS

January 2024 thru October 2024 Filings (Compared to January 2023 thru October 2023)

New Kent



District: 9 FIPS: 127

Other	476	▲	+6.0%	+27
Protective Orders	42	▲	+68.0%	+17
GRAND TOTAL	9,004	▼	-15.0%	-1,587

* Compared to same time period as previous year

** Case Type Categories are defined in the 2017 Virginia Judicial Workload Assessment

The data reported reflect the case management system. The case types reported may not necessitate judicial involvement.

2024 Overall GRAND TOTAL		Distribution of Caseload			Change*		Percentage (%) of Caseload		
17,350	+3,969	Criminal	2,445	14%	7.5% ▲	+170	Criminal	2023	2024
		Traffic	8,783	51%	58.7% ▲	+3,247	Traffic	17.0%	14.1%
		Civil	4,235	24%	14.2% ▲	+527	Civil	41.4%	50.6%
		Civil Commitments	1,887	11%	1.3% ▲	+25	Civil Commitments	27.7%	24.4%
		GRAND TOTAL	17,350	100%	29.7% ▲	+3,969	GRAND TOTAL	100%	100%

Filings by Division & Code

Division	Case Type Description	Code	Summary	Change	% Change	Absolute Change
Criminal	Misdemeanor	M	1,413	▲	+2.9%	+40
	Felony	F	560	▲	+31.5%	+134
	Capias	CA	260	▲	+8.8%	+21
	Show Cause	SC	133	▼	-9.5%	-14
	Civil Violation	CV	50	▼	-7.4%	-4
	Motion	MO	29	▼	-19.4%	-7
	Total			2,445	▲	7.5%
Traffic	Infraction	I	6,696	▲	+62.7%	+2,581
	Misdemeanor	M	1,878	▲	+45.8%	+590
	Show Cause	SC	68	▲	+7.9%	+5
	Capias	CA	57	▲	+32.6%	+14
	Civil Violation	CV	44	▲	-	+44
	Felony	F	36	▲	+44.0%	+11
	Restricted Operators License	RL	2	↔	-	-
	Motion	MO	1	▲	-	+1
	Other	O	1	▲	-	+1
Total			8,783	▲	58.7%	+3,247
Civil	Warrant in Debt	WD	1,767	▲	+54.7%	+625
	Unlawful Detainer	UD	921	▼	-6.0%	-59
	Garnishment	GA	825	▲	+6.5%	+50
	Other	OT	179	▲	-24.8%	-59
	Preliminary Protective Order	PP	113	▼	-7.4%	-9
	Protective Order	PO	101	▼	-2.9%	-3
	Admin License	AL	93	▼	-21.2%	-25
	Interrogatory	IN	63	▲	+50.0%	+21
	Show Cause	SC	39	▲	+62.5%	+15
	Impoundment	IM	37	▲	+54.2%	+13
	Bond Forfeiture	BF	23	▲	+2,200.0%	+22
	Detinue	DT	20	▲	+122.2%	+11
	Abstract	AJ	17	▼	-63.8%	-30
	Motion for Judgment	MJ	16	▼	-69.8%	-37
	Tenants Assertion	TA	12	▼	-33.3%	-6
	Counter Claim	CC	5	▼	-28.6%	-2
	Petition-Restore Arms	PR	2	▲	+100.0%	+1
	Capias	CA	1	▲	-	+1
Overweight	OC	1	▼	-66.7%	-2	
Total			4,235	▲	14.2%	+527
Civil Commitments	Mental Commitment	MC	1,184	▲	+3.1%	+36
	Other	OT	500	▼	-1.0%	-5
	Temporary Detention Order	TD	151	▼	-10.1%	-17
	Emergency Custody Order	EC	52	▲	+26.8%	+11
Total			1,887	▲	1.3%	+25
GRAND TOTAL			17,350	▲	29.7%	+3,969

* Compared to same time period as previous year

** Case Type Categories are defined in the 2017 Virginia Judicial Workload Assessment

The data reported reflect the case management system. The case types reported may not necessitate judicial involvement.



Filings by Major Case Category**

Category	Summary	Change	% Change	Absolute Change
Felony	596	▲	+32.2%	+145
Garnishment	888	▲	+8.7%	+71
General Civil	1,833	▲	+50.7%	+617
Infraction/Civil Violation	6,792	▲	+62.8%	+2,620
Involuntary Civil Commitments	500	▼	-1.0%	-5
Landlord /Tenant	933	▼	-6.5%	-65
Misdemeanor	3,293	▲	+23.7%	+630
Other	2,301	▲	-1.4%	-32
Protective Orders	214	▼	-5.3%	-12
GRAND TOTAL	17,350	▲	29.7%	+3,969

* Compared to same time period as previous year

** Case Type Categories are defined in the 2017 Virginia Judicial Workload Assessment

The data reported reflect the case management system. The case types reported may not necessitate judicial involvement.

2024 Overall GRAND TOTAL		Distribution of Caseload			Change*		Percentage (%) of Caseload		
18,671	+3,127	Criminal	2,287	12%	16.9% ▲	+331	Criminal	2023	2024
		Traffic	12,781	68%	22.8% ▲	+2,371	Traffic	12.6%	12.2%
2024 		Civil	3,505	19%	12.7% ▲	+396	Civil	67.0%	68.5%
2023 		Civil Commitments	98	1%	42.0% ▲	+29	Civil Commitments	20.0%	18.8%
		GRAND TOTAL	18,671	100%	20.1% ▲	+3,127	GRAND TOTAL	0.4%	0.5%
							GRAND TOTAL	100%	100%

Filings by Division & Code

Division	Case Type Description	Code	Summary	Change	% Change	Absolute Change
Criminal	Misdemeanor	M	1,318	▲	+8.1%	+99
	Felony	F	628	▲	+40.2%	+180
	Capias	CA	198	▲	+23.0%	+37
	Show Cause	SC	94	▲	+8.0%	+7
	Civil Violation	CV	49	▲	+19.5%	+8
	Total			2,287	▲	16.9%
Traffic	Infraction	I	9,997	▲	+23.6%	+1,909
	Misdemeanor	M	2,698	▲	+21.1%	+470
	Capias	CA	36	▼	-25.0%	-12
	Felony	F	36	▲	+44.0%	+11
	Show Cause	SC	13	▼	-27.8%	-5
	Restricted Operators License	RL	1	▼	-50.0%	-1
	Civil Violation	CV	0	▼	-100.0%	-1
	Total			12,781	▲	22.8%
Civil	Warrant in Debt	WD	1,493	▲	+34.7%	+385
	Garnishment	GA	788	▼	-8.4%	-72
	Unlawful Detainer	UD	579	▼	-8.7%	-55
	Other	OT	181	▲	+30.2%	+42
	Admin License	AL	99	▲	+83.3%	+45
	Impoundment	IM	81	▲	+102.5%	+41
	Preliminary Protective Order	PP	67	▲	+3.1%	+2
	Protective Order	PO	52	▼	-11.9%	-7
	Abstract	AJ	50	▲	+51.5%	+17
	Motion for Judgment	MJ	33	▼	-8.3%	-3
	Interrogatory	IN	28	▲	+75.0%	+12
	Zoning Violation	ZO	24	▼	-31.4%	-11
	Show Cause	SC	11	↔		-
	Detinue	DT	9	▲	+200.0%	+6
	Tenants Assertion	TA	6	▼	-14.3%	-1
	Counter Claim	CC	2	▼	-50.0%	-2
	Overweight	OC	1	↔		-
	Petition-Restore Arms	PR	1	▼	-50.0%	-1
	Capias	CA	0	▼	-100.0%	-1
	Restricted Operators License	RL	0	▼	-100.0%	-1
Total			3,505	▲	12.7%	+396
Civil Commitments	Temporary Detention Order	TD	68	▲	+54.5%	+24
	Emergency Custody Order	EC	26	▲	+44.4%	+8
	Medical Emergency Temporary Detention Order	MT	4	▼	-42.9%	-3
	Total			98	▲	42.0%
GRAND TOTAL			18,671	▲	20.1%	+3,127

Filings by Major Case Category**

Category	Summary	Change	% Change	Absolute Change
Felony	664	▲	+40.4%	+191
Garnishment	816	▲	-6.8%	-60
General Civil	1,554	▲	+34.0%	+394

* Compared to same time period as previous year

** Case Type Categories are defined in the 2017 Virginia Judicial Workload Assessment

The data reported reflect the case management system. The case types reported may not necessitate judicial involvement.

CPSS - GCMS CASELOAD STATISTICS OF THE GENERAL DISTRICT COURTS
 January 2024 thru October 2024 Filings (Compared to January 2023 thru October 2023)

Infraction/Civil Violation	10,047	▼	+23.6%	+1,916
Landlord /Tenant	585	▼	-8.7%	-56
Misdemeanor	4,041	▼	+16.0%	+556
Other	845	▲	+29.2%	+191
Protective Orders	119	▼	-4.0%	-5
GRAND TOTAL	18,671	▲	20.1%	+3,127

* Compared to same time period as previous year

** Case Type Categories are defined in the 2017 Virginia Judicial Workload Assessment

The data reported reflect the case management system. The case types reported may not necessitate judicial involvement.

2024 Overall GRAND TOTAL		Distribution of Caseload			Change*		Percentage (%) of Caseload		
3,949 +204 	Criminal	371	9%	-42.4% ▼	-273	Criminal	2023	2024	
	Traffic	2,666	68%	12.9% ▲	+305	Traffic	17.2%	9.4%	
	Civil	890	23%	24.1% ▲	+173	Civil	63.0%	67.5%	
	Civil Commitments	22	1%	-4.3% ▼	-1	Civil Commitments	19.1%	22.5%	
	GRAND TOTAL	3,949	100%	5.4% ▲	+204	GRAND TOTAL	0.6%	0.6%	
						GRAND TOTAL	100%	100%	

Filings by Division & Code

Division	Case Type Description	Code	Summary	Change	% Change	Absolute Change
Criminal	Misdemeanor	M	188	▼	-55.0%	-230
	Felony	F	95	▼	-5.9%	-6
	Capias	CA	49	▲	+19.5%	+8
	Show Cause	SC	27	▼	-42.6%	-20
	Civil Violation	CV	12	▼	-67.6%	-25
	Total			371	▼	-42.4%
Traffic	Infraction	I	2,314	▲	+21.9%	+415
	Misdemeanor	M	325	▼	-20.9%	-86
	Show Cause	SC	15	▼	-11.8%	-2
	Capias	CA	8	▼	-46.7%	-7
	Felony	F	4	▼	-78.9%	-15
	Total			2,666	▲	12.9%
Civil	Warrant in Debt	WD	438	▲	+58.7%	+162
	Garnishment	GA	193	▼	-16.1%	-37
	Detinue	DT	61	▲	+110.3%	+32
	Unlawful Detainer	UD	41	▼	-16.3%	-8
	Other	OT	39	▲	+8.3%	+3
	Preliminary Protective Order	PP	35	▲	+84.2%	+16
	Protective Order	PO	34	▲	+78.9%	+15
	Show Cause	SC	15	▲	+66.7%	+6
	Admin License	AL	13	▼	-56.7%	-17
	Impoundment	IM	6	▲	+20.0%	+1
	Bond Forfeiture	BF	5	▲	+66.7%	+2
	Abstract	AJ	3	▼	-40.0%	-2
	Interrogatory	IN	3	▲	+200.0%	+2
	Capias	CA	2	▲	-	+2
	Restricted Operators License	RL	1	▲	-	+1
	Zoning Violation	ZO	1	▼	-75.0%	-3
	Motion for Judgment	MJ	0	▼	-100.0%	-1
	Petition-Restore Arms	PR	0	▼	-100.0%	-1
Total			890	▲	24.1%	+173
Civil Commitments	Emergency Custody Order	EC	13	▲	+44.4%	+4
	Temporary Detention Order	TD	8	▼	-33.3%	-4
	Mental Commitment	MC	1	▼	-50.0%	-1
	Total			22	▼	-4.3%
GRAND TOTAL			3,949	▲	5.4%	+204

Filings by Major Case Category**

Category	Summary	Change	% Change	Absolute Change
Felony	99	▼	-17.5%	-21
Garnishment	196	▲	-15.2%	-35
General Civil	503	▲	+63.3%	+195
Infraction/Civil Violation	2,326	▼	+20.1%	+390
Landlord /Tenant	41	▼	-16.3%	-8
Misdemeanor	515	▲	-38.2%	-318
Other	200	▲	-13.0%	-30

* Compared to same time period as previous year

** Case Type Categories are defined in the 2017 Virginia Judicial Workload Assessment

The data reported reflect the case management system. The case types reported may not necessitate judicial involvement.



CPSS - GCMS CASELOAD STATISTICS OF THE GENERAL DISTRICT COURTS
 January 2024 thru October 2024 Filings (Compared to January 2023 thru October 2023)

Protective Orders	69	▲	+81.6%	+31
GRAND TOTAL	3,949	▲	5.4%	+204

* Compared to same time period as previous year

** Case Type Categories are defined in the 2017 Virginia Judicial Workload Assessment

The data reported reflect the case management system. The case types reported may not necessitate judicial involvement.

2024 Overall GRAND TOTAL		Distribution of Caseload			Change*		Percentage (%) of Caseload		
3,441	+382	Criminal	439	13%	-14.9% ▼	-77	Criminal	2023	2024
		Traffic	2,267	66%	14.8% ▲	+293	Traffic	16.9%	12.8%
		Civil	707	21%	31.9% ▲	+171	Civil	64.5%	65.9%
		Civil Commitments	28	1%	-15.2% ▼	-5	Civil Commitments	17.5%	20.5%
		GRAND TOTAL	3,441	100%	12.5% ▲	+382	GRAND TOTAL	1.1%	0.8%
							GRAND TOTAL	100%	100%

Filings by Division & Code

Division	Case Type Description	Code	Summary	Change	% Change	Absolute Change
Criminal	Misdemeanor	M	249	▼	-24.3%	-80
	Felony	F	124	▲	+7.8%	+9
	Show Cause	SC	37	↔		-
	Capias	CA	20	▼	-25.9%	-7
	Civil Violation	CV	9	▲	+12.5%	+1
	Total			439	▼	-14.9%
Traffic	Infraction	I	1,814	▲	+13.0%	+209
	Misdemeanor	M	438	▲	+20.0%	+73
	Show Cause	SC	8	▲	+100.0%	+4
	Civil Violation	CV	4	▲	-	+4
	Capias	CA	2	▲	-	+2
	Felony	F	1	▲	-	+1
	Total			2,267	▲	14.8%
Civil	Warrant in Debt	WD	364	▲	+75.8%	+157
	Garnishment	GA	140	▲	+6.9%	+9
	Other	OT	54	▲	+12.5%	+6
	Impoundment	IM	40	▲	+53.8%	+14
	Unlawful Detainer	UD	29	▼	-46.3%	-25
	Admin License	AL	26	▲	+30.0%	+6
	Protective Order	PO	20	▲	+33.3%	+5
	Preliminary Protective Order	PP	19	▲	+5.6%	+1
	Detinue	DT	10	▲	+100.0%	+5
	Show Cause	SC	3	▼	-40.0%	-2
	Bond Forfeiture	BF	1	▲	-	+1
	Interrogatory	IN	1	▼	-50.0%	-1
	Motion for Judgment	MJ	0	▼	-100.0%	-4
	Overweight	OC	0	▼	-100.0%	-1
	Total			707	▲	31.9%
Civil Commitments	Temporary Detention Order	TD	24	▲	+4.3%	+1
	Emergency Custody Order	EC	4	▼	-50.0%	-4
	Other	OT	0	▼	-100.0%	-1
	Petition	PT	0	▼	-100.0%	-1
	Total			28	▼	-15.2%
GRAND TOTAL			3,441	▲	12.5%	+382

Filings by Major Case Category**

Category	Summary	Change	% Change	Absolute Change
Felony	125	▲	+8.7%	+10
Garnishment	141	▼	+6.0%	+8
General Civil	376	▲	+72.5%	+158
Infraction/Civil Violation	1,827	▲	+13.2%	+213
Involuntary Civil Commitments	0	▼	-100.0%	-2
Landlord /Tenant	29	▼	-46.3%	-25
Misdemeanor	687	▼	-1.0%	-7
Other	217	▲	+10.7%	+21

* Compared to same time period as previous year

** Case Type Categories are defined in the 2017 Virginia Judicial Workload Assessment

The data reported reflect the case management system. The case types reported may not necessitate judicial involvement.



CPSS - GCMS CASELOAD STATISTICS OF THE GENERAL DISTRICT COURTS
 January 2024 thru October 2024 Filings (Compared to January 2023 thru October 2023)

Protective Orders	39	▲	+18.2%	+6
GRAND TOTAL	3,441	▲	12.5%	+382

* Compared to same time period as previous year

** Case Type Categories are defined in the 2017 Virginia Judicial Workload Assessment

The data reported reflect the case management system. The case types reported may not necessitate judicial involvement.

2024 Overall GRAND TOTAL		Distribution of Caseload			Change*		Percentage (%) of Caseload		
3,076	-2,191	Criminal	357	12%	9.8% ▲	+32	Criminal	2023 6.2%	2024 11.6%
		Traffic	2,178	71%	-50.5% ▼	-2,222	Traffic	83.5%	70.8%
		Civil	527	17%	-0.4% ▼	-2	Civil	10.0%	17.1%
		Civil Commitments	14	0%	7.7% ▲	+1	Civil Commitments	0.2%	0.5%
		GRAND TOTAL	3,076	100%	-41.6% ▼	-2,191	GRAND TOTAL	100%	100%

Filings by Division & Code

Division	Case Type Description	Code	Summary	Change	% Change	Absolute Change
Criminal	Misdemeanor	M	174	▼	-4.9%	-9
	Felony	F	125	▲	+26.3%	+26
	Show Cause	SC	35	▲	+34.6%	+9
	Capias	CA	20	▲	+17.6%	+3
	Civil Violation	CV	3	▲	-	+3
	Total			357	▲	9.8%
Traffic	Infraction	I	1,796	▼	-53.4%	-2,057
	Misdemeanor	M	357	▼	-30.4%	-156
	Show Cause	SC	11	▼	-35.3%	-6
	Felony	F	10	▲	+100.0%	+5
	Capias	CA	4	▼	-66.7%	-8
	Total			2,178	▼	-50.5%
Civil	Warrant in Debt	WD	300	▲	+17.2%	+44
	Garnishment	GA	111	▲	+9.9%	+10
	Other	OT	37	▼	-27.5%	-14
	Unlawful Detainer	UD	20	▼	-57.4%	-27
	Bond Forfeiture	BF	11	▲	+450.0%	+9
	Impoundment	IM	11	▼	-21.4%	-3
	Protective Order	PO	10	▼	-47.4%	-9
	Preliminary Protective Order	PP	9	▼	-50.0%	-9
	Admin License	AL	8	▼	-33.3%	-4
	Detinue	DT	5	▲	+400.0%	+4
	Abstract	AJ	2	▲	+100.0%	+1
	Overweight	OC	2	▲	-	+2
	Petition-Restore Arms	PR	1	▲	-	+1
	Interrogatory	IN	0	▼	-100.0%	-3
	Show Cause	SC	0	▼	-100.0%	-3
	Tenants Assertion	TA	0	▼	-100.0%	-1
Total			527	▼	-0.4%	-2
Civil Commitments	Temporary Detention Order	TD	13	▲	+8.3%	+1
	Emergency Custody Order	EC	1	↔	-	-
	Total		14	▲	7.7%	+1
GRAND TOTAL			3,076	▼	-41.6%	-2,191

Filings by Major Case Category**

Category	Summary	Change	% Change	Absolute Change
Felony	135	▲	+29.8%	+31
Garnishment	111	▼	+6.7%	+7
General Civil	307	▲	+17.6%	+46
Infraction/Civil Violation	1,801	▲	-53.3%	-2,052
Landlord /Tenant	20	▼	-58.3%	-28
Misdemeanor	531	▼	-23.7%	-165
Other	152	▲	-7.3%	-12
Protective Orders	19	▼	-48.6%	-18
GRAND TOTAL	3,076	▼	-41.6%	-2,191

* Compared to same time period as previous year


** Case Type Categories are defined in the 2017 Virginia Judicial Workload Assessment

The data reported reflect the case management system. The case types reported may not necessitate judicial involvement.

* Compared to same time period as previous year

** Case Type Categories are defined in the 2017 Virginia Judicial Workload Assessment

The data reported reflect the case management system. The case types reported may not necessitate judicial involvement.

2024 Overall GRAND TOTAL		Distribution of Caseload			Change*		Percentage (%) of Caseload		
2,494	-744	Criminal	200	8%	-9.5% ▼	-21	Criminal	2023 6.8%	2024 8.0%
		Traffic	1,865	75%	-28.9% ▼	-757	Traffic	81.0%	74.8%
2024		Civil	416	17%	10.1% ▲	+38	Civil	11.7%	16.7%
2023		Civil Commitments	13	1%	-23.5% ▼	-4	Civil Commitments	0.5%	0.5%
		GRAND TOTAL	2,494	100%	-23.0% ▼	-744	GRAND TOTAL	100%	100%

Filings by Division & Code

Division	Case Type Description	Code	Summary	Change	% Change	Absolute Change
Criminal	Misdemeanor	M	156	▲	+18.2%	+24
	Felony	F	18	▼	-69.0%	-40
	Show Cause	SC	17	▲	+112.5%	+9
	Capias	CA	7	▼	-46.2%	-6
	Civil Violation	CV	2	▼	-80.0%	-8
	Total			200	▼	-9.5%
Traffic	Infraction	I	1,592	▼	-29.4%	-663
	Misdemeanor	M	261	▼	-26.3%	-93
	Show Cause	SC	6	▼	-25.0%	-2
	Capias	CA	5	▲	+25.0%	+1
	Felony	F	1	↔		-
	Total			1,865	▼	-28.9%
Civil	Warrant in Debt	WD	202	▲	+37.4%	+55
	Garnishment	GA	91	▼	-19.5%	-22
	Other	OT	38	▼	+35.7%	+10
	Unlawful Detainer	UD	28	▼	-34.9%	-15
	Preliminary Protective Order	PP	21	▲	+16.7%	+3
	Protective Order	PO	14	▲	+250.0%	+10
	Admin License	AL	4	▼	-50.0%	-4
	Abstract	AJ	3	▲	-	+3
	Detinue	DT	3	▲	+50.0%	+1
	Impoundment	IM	3	▼	-70.0%	-7
	Interrogatory	IN	2	↔		-
	Show Cause	SC	2	↔		-
	Bond Forfeiture	BF	1	▲	-	+1
	Capias	CA	1	▲	-	+1
	Motion for Judgment	MJ	1	▲	-	+1
	Overweight	OC	1	↔		-
	Restricted Operators License	RL	1	▲	-	+1
Total			416	▲	10.1%	+38
Civil Commitments	Temporary Detention Order	TD	8	▼	-33.3%	-4
	Emergency Custody Order	EC	5	↔		-
	Total		13	▼	-23.5%	-4
GRAND TOTAL			2,494	▼	-23.0%	-744

Filings by Major Case Category**

Category	Summary	Change	% Change	Absolute Change
Felony	19	▼	-67.8%	-40
Garnishment	93	▼	-19.1%	-22
General Civil	206	▲	+36.4%	+55
Infraction/Civil Violation	1,595	▼	-29.6%	-671
Landlord /Tenant	28	▼	-34.9%	-15
Misdemeanor	418	▲	-14.0%	-68
Other	100	▲	+4.2%	+4
Protective Orders	35	▲	+59.1%	+13

* Compared to same time period as previous year

** Case Type Categories are defined in the 2017 Virginia Judicial Workload Assessment

The data reported reflect the case management system. The case types reported may not necessitate judicial involvement.

CPSS - GCMS CASELOAD STATISTICS OF THE GENERAL DISTRICT COURTS

January 2024 thru October 2024 Filings (Compared to January 2023 thru October 2023)

Cumberland

District: 10 FIPS: 049

GRAND TOTAL

2,494



-23.0%

-744

* Compared to same time period as previous year

** Case Type Categories are defined in the 2017 Virginia Judicial Workload Assessment

The data reported reflect the case management system. The case types reported may not necessitate judicial involvement.

2024 Overall GRAND TOTAL		Distribution of Caseload			Change*		Percentage (%) of Caseload		
8,543	-844	Criminal	1,370	16%	-5.7% ▼	-83	Criminal	2023	2024
		Traffic	5,417	63%	-13.8% ▼	-867	Traffic	15.5%	16.0%
2024		Civil	1,669	20%	5.7% ▲	+90	Civil	66.9%	63.4%
2023		Civil Commitments	87	1%	22.5% ▲	+16	Civil Commitments	16.8%	19.5%
		GRAND TOTAL	8,543	100%	-9.0% ▼	-844	GRAND TOTAL	0.8%	1.0%
							GRAND TOTAL	100%	100%

Filings by Division & Code

Division	Case Type Description	Code	Summary	Change	% Change	Absolute Change
Criminal	Misdemeanor	M	786	▲	+1.8%	+14
	Felony	F	268	▼	-31.5%	-123
	Capias	CA	135	▲	+13.4%	+16
	Show Cause	SC	133	▲	+22.0%	+24
	Civil Violation	CV	32	▼	-34.7%	-17
	Restricted Operators License	RL	16	▲	+45.5%	+5
	Motion	MO	0	▼	-100.0%	-2
	Total			1,370	▼	-5.7%
Traffic	Infraction	I	4,198	▼	-18.1%	-929
	Misdemeanor	M	1,110	▲	+6.7%	+70
	Show Cause	SC	56	▲	+14.3%	+7
	Capias	CA	40	▼	-2.4%	-1
	Restricted Operators License	RL	7	▲	+16.7%	+1
	Felony	F	4	▼	-81.0%	-17
	Civil Violation	CV	1	▲	-	+1
	Motion	MO	1	▲	-	+1
Total			5,417	▼	-13.8%	-867
Civil	Warrant in Debt	WD	759	▲	+29.7%	+174
	Garnishment	GA	444	▼	-1.6%	-7
	Other	OT	120	▼	-4.8%	-6
	Unlawful Detainer	UD	94	▼	-28.2%	-37
	Detinue	DT	61	▼	-31.5%	-28
	Admin License	AL	60	▼	-9.1%	-6
	Preliminary Protective Order	PP	58	▲	+23.4%	+11
	Protective Order	PO	31	▲	+93.8%	+15
	Bond Forfeiture	BF	16	▼	-5.9%	-1
	Impoundment	IM	12	▼	-62.5%	-20
	Show Cause	SC	5	▲	+66.7%	+2
	Interrogatory	IN	3	▲	+50.0%	+1
	Petition-Restore Arms	PR	3	↔	-	-
	Abstract	AJ	1	▼	-87.5%	-7
	Capias	CA	1	▲	-	+1
	Motion for Judgment	MJ	1	↔	-	-
	Overweight	OC	0	▼	-100.0%	-1
Tenants Assertion	TA	0	▼	-100.0%	-1	
Total			1,669	▲	5.7%	+90
Civil Commitments	Temporary Detention Order	TD	54	▲	+17.4%	+8
	Emergency Custody Order	EC	32	▲	+33.3%	+8
	Mental Commitment	MC	1	▲	-	+1
	Medical Emergency Temporary Detention Order	MT	0	▼	-100.0%	-1
Total			87	▲	22.5%	+16
GRAND TOTAL			8,543	▼	-9.0%	-844

* Compared to same time period as previous year

** Case Type Categories are defined in the 2017 Virginia Judicial Workload Assessment

The data reported reflect the case management system. The case types reported may not necessitate judicial involvement.

CPSS - GCMS CASELOAD STATISTICS OF THE GENERAL DISTRICT COURTS
 January 2024 thru October 2024 Filings (Compared to January 2023 thru October 2023)



Filings by Major Case Category**

Category	Summary	Change	% Change	Absolute Change
Felony	272	▼	-34.0%	-140
Garnishment	447	▲	-1.3%	-6
General Civil	832	▼	+21.3%	+146
Infraction/Civil Violation	4,231	▲	-18.3%	-946
Landlord /Tenant	94	▼	-28.8%	-38
Misdemeanor	1,919	▲	+4.9%	+90
Other	659	▲	+3.8%	+24
Protective Orders	89	▲	+41.3%	+26
GRAND TOTAL	8,543	▼	-9.0%	-844

* Compared to same time period as previous year

** Case Type Categories are defined in the 2017 Virginia Judicial Workload Assessment

The data reported reflect the case management system. The case types reported may not necessitate judicial involvement.

2024 Overall GRAND TOTAL		Distribution of Caseload			Change*		Percentage (%) of Caseload		
1,932	+250	Criminal	299	15%	29.4% ▲	+68	Criminal	2023	2024
		Traffic	1,170	61%	13.9% ▲	+143	Traffic	13.7%	15.5%
		Civil	445	23%	8.8% ▲	+36	Civil	61.1%	60.6%
		Civil Commitments	18	1%	20.0% ▲	+3	Civil Commitments	24.3%	23.0%
		GRAND TOTAL	1,932	100%	14.9% ▲	+250	GRAND TOTAL	100%	100%

Filings by Division & Code

Division	Case Type Description	Code	Summary	Change	% Change	Absolute Change
Criminal	Misdemeanor	M	171	▲	+36.8%	+46
	Felony	F	71	▲	+42.0%	+21
	Show Cause	SC	31	▲	+47.6%	+10
	Capias	CA	19	▼	-5.0%	-1
	Civil Violation	CV	7	▼	-53.3%	-8
	Total			299	▲	29.4%
Traffic	Infraction	I	924	▲	+17.1%	+135
	Misdemeanor	M	238	▲	+2.6%	+6
	Show Cause	SC	4	▲	+100.0%	+2
	Capias	CA	2	↔		-
	Felony	F	2	↔		-
	Total			1,170	▲	13.9%
Civil	Warrant in Debt	WD	235	▲	+65.5%	+93
	Garnishment	GA	93	▼	-2.1%	-2
	Unlawful Detainer	UD	40	▼	-28.6%	-16
	Other	OT	34	▲	-29.2%	-14
	Preliminary Protective Order	PP	18	▼	-40.0%	-12
	Protective Order	PO	17	▼	-39.3%	-11
	Interrogatory	IN	4	▲	-	+4
	Abstract	AJ	1	▼	-50.0%	-1
	Admin License	AL	1	▼	-50.0%	-1
	Detinue	DT	1	▼	-75.0%	-3
	Show Cause	SC	1	▲	-	+1
	Motion for Judgment	MJ	0	▼	-100.0%	-1
	Petition-Restore Arms	PR	0	▼	-100.0%	-1
	Total			445	▲	8.8%
Civil Commitments	Temporary Detention Order	TD	10	▲	+25.0%	+2
	Emergency Custody Order	EC	8	▲	+14.3%	+1
	Total		18	▲	20.0%	+3
GRAND TOTAL			1,932	▲	14.9%	+250



Filings by Major Case Category**

Category	Summary	Change	% Change	Absolute Change
Felony	73	▲	+40.4%	+21
Garnishment	97	▲	+2.1%	+2
General Civil	237	▲	+60.1%	+89
Infraction/Civil Violation	931	▼	+15.8%	+127
Landlord /Tenant	40	▼	-28.6%	-16
Misdemeanor	409	▲	+14.6%	+52
Other	110	▲	-1.8%	-2
Protective Orders	35	▼	-39.7%	-23
GRAND TOTAL	1,932	▲	14.9%	+250

* Compared to same time period as previous year

** Case Type Categories are defined in the 2017 Virginia Judicial Workload Assessment

The data reported reflect the case management system. The case types reported may not necessitate judicial involvement.

2024 Overall GRAND TOTAL		Distribution of Caseload			Change*		Percentage (%) of Caseload		
14,605	+1,759	Criminal	1,326	9%	1.4% ▲	+18	Criminal	2023	2024
		Traffic	10,817	74%	15.0% ▲	+1,409	Traffic	10.2%	9.1%
		Civil	2,370	16%	15.6% ▲	+320	Civil	73.2%	74.1%
		Civil Commitments	92	1%	15.0% ▲	+12	Civil Commitments	16.0%	16.2%
		GRAND TOTAL	14,605	100%	13.7% ▲	+1,759	GRAND TOTAL	0.6%	0.6%
							GRAND TOTAL	100%	100%

Filings by Division & Code

Division	Case Type Description	Code	Summary	Change	% Change	Absolute Change
Criminal	Misdemeanor	M	808	▲	+4.8%	+37
	Felony	F	228	▼	-23.7%	-71
	Show Cause	SC	139	▲	+7.8%	+10
	Capias	CA	118	▲	+43.9%	+36
	Civil Violation	CV	33	▲	+22.2%	+6
	Total			1,326	▲	1.4%
Traffic	Infraction	I	8,109	▲	+12.4%	+897
	Misdemeanor	M	2,661	▲	+24.1%	+517
	Show Cause	SC	22	▲	+29.4%	+5
	Capias	CA	12	▼	-29.4%	-5
	Felony	F	11	▼	-35.3%	-6
	Civil Violation	CV	2	▲	+100.0%	+1
Total			10,817	▲	15.0%	+1,409
Civil	Warrant in Debt	WD	1,358	▲	+34.1%	+345
	Garnishment	GA	405	▲	+10.7%	+39
	Unlawful Detainer	UD	133	▼	-35.1%	-72
	Detinue	DT	130	▼	-3.7%	-5
	Other	OT	104	▼	+5.1%	+5
	Protective Order	PO	52	↔		-
	Preliminary Protective Order	PP	51	▼	-8.9%	-5
	Bond Forfeiture	BF	41	▲	+10.8%	+4
	Admin License	AL	38	▼	-5.0%	-2
	Impoundment	IM	26	▲	+18.2%	+4
	Interrogatory	IN	9	▲	+125.0%	+5
	Motion for Judgment	MJ	9	▲	+80.0%	+4
	Abstract	AJ	8	▼	-27.3%	-3
	Show Cause	SC	4	↔		-
	Petition-Restore Arms	PR	1	▲	-	+1
	Tenants Assertion	TA	1	↔		-
Total			2,370	▲	15.6%	+320
Civil Commitments	Temporary Detention Order	TD	53	▲	+20.5%	+9
	Emergency Custody Order	EC	36	▲	+9.1%	+3
	Mental Commitment	MC	3	↔		-
Total			92	▲	15.0%	+12
GRAND TOTAL			14,605	▲	13.7%	+1,759

Filings by Major Case Category**

Category	Summary	Change	% Change	Absolute Change
Felony	239	▼	-24.4%	-77
Garnishment	414	▲	+11.9%	+44
General Civil	1,502	▲	+29.1%	+339
Infraction/Civil Violation	8,144	▲	+12.5%	+904
Landlord /Tenant	134	▼	-35.0%	-72
Misdemeanor	3,469	▲	+19.0%	+554
Other	600	▲	+13.6%	+72
Protective Orders	103	▼	-4.6%	-5

* Compared to same time period as previous year



** Case Type Categories are defined in the 2017 Virginia Judicial Workload Assessment

The data reported reflect the case management system. The case types reported may not necessitate judicial involvement.

CPSS - GCMS CASELOAD STATISTICS OF THE GENERAL DISTRICT COURTS
January 2024 thru October 2024 Filings (Compared to January 2023 thru October 2023)

<i>GRAND TOTAL</i>	14,605	▲	13.7%	+1,759
---------------------------	---------------	---	-------	--------

* Compared to same time period as previous year ** Case Type Categories are defined in the 2017 Virginia Judicial Workload Assessment
The data reported reflect the case management system. The case types reported may not necessitate judicial involvement.

2024 Overall GRAND TOTAL		Distribution of Caseload			Change*		Percentage (%) of Caseload		
7,630	-469	Criminal	967	13%	16.4% ▲	+136	Criminal	2023	2024
		Traffic	5,108	67%	-13.5% ▼	-799	Traffic	10.3%	12.7%
		Civil	1,472	19%	15.4% ▲	+196	Civil	72.9%	66.9%
		Civil Commitments	83	1%	-2.4% ▼	-2	Civil Commitments	15.8%	19.3%
		GRAND TOTAL	7,630	100%	-5.8% ▼	-469	GRAND TOTAL	1.0%	1.1%
							GRAND TOTAL	100%	100%

Filings by Division & Code

Division	Case Type Description	Code	Summary	Change	% Change	Absolute Change
Criminal	Misdemeanor	M	604	▲	+25.3%	+122
	Felony	F	151	▲	+7.9%	+11
	Show Cause	SC	132	▲	+3.1%	+4
	Capias	CA	43	▼	-25.9%	-15
	Civil Violation	CV	37	▲	+60.9%	+14
	Total			967	▲	16.4%
Traffic	Infraction	I	4,488	▼	-14.8%	-781
	Misdemeanor	M	582	▼	-4.9%	-30
	Felony	F	16	▲	+433.3%	+13
	Show Cause	SC	11	▼	-21.4%	-3
	Capias	CA	10	▲	+11.1%	+1
	Civil Violation	CV	1	▲	-	+1
Total			5,108	▼	-13.5%	-799
Civil	Warrant in Debt	WD	580	▲	+85.3%	+267
	Garnishment	GA	364	▼	-4.5%	-17
	Unlawful Detainer	UD	181	▼	-23.3%	-55
	Detinue	DT	142	▼	-4.7%	-7
	Other	OT	75	▼	+5.6%	+4
	Admin License	AL	56	▼	-31.7%	-26
	Preliminary Protective Order	PP	29	▲	+70.6%	+12
	Show Cause	SC	17	▲	+240.0%	+12
	Protective Order	PO	13	▲	+8.3%	+1
	Interrogatory	IN	5	▲	+66.7%	+2
	Motion for Judgment	MJ	4	▲	+300.0%	+3
	Abstract	AJ	2	▲	-	+2
	Tenants Assertion	TA	2	▲	-	+2
	Impoundment	IM	1	▼	-50.0%	-1
	Restricted Operators License	RL	1	▲	-	+1
	Detinue Seizure	DZ	0	▼	-100.0%	-3
	Overweight	OC	0	▼	-100.0%	-1
Total			1,472	▲	15.4%	+196
Civil Commitments	Temporary Detention Order	TD	54	▲	+3.8%	+2
	Emergency Custody Order	EC	27	▼	-10.0%	-3
	Medical Emergency Temporary Detention Order	MT	2	▲	+100.0%	+1
	Medical Emergency Custody Order	ME	0	▼	-100.0%	-1
	Mental Commitment	MC	0	▼	-100.0%	-1
Total			83	▼	-2.4%	-2
GRAND TOTAL			7,630	▼	-5.8%	-469

Filings by Major Case Category**

Category	Summary	Change	% Change	Absolute Change
Felony	167	▲	+16.8%	+24
Garnishment	369	▲	-3.9%	-15
General Civil	727	▲	+55.3%	+259
Infraction/Civil Violation	4,526	▲	-14.5%	-767
Landlord /Tenant	183	▲	-22.5%	-53

* Compared to same time period as previous year


** Case Type Categories are defined in the 2017 Virginia Judicial Workload Assessment

The data reported reflect the case management system. The case types reported may not necessitate judicial involvement.

CPSS - GCMS CASELOAD STATISTICS OF THE GENERAL DISTRICT COURTS
 January 2024 thru October 2024 Filings (Compared to January 2023 thru October 2023)

Misdemeanor	1,187	▲	+8.5%	+93
Other	429	▲	-5.1%	-23
Protective Orders	42	▲	+44.8%	+13
GRAND TOTAL	7,630	▼	-5.8%	-469

* Compared to same time period as previous year ** Case Type Categories are defined in the 2017 Virginia Judicial Workload Assessment
 The data reported reflect the case management system. The case types reported may not necessitate judicial involvement.

2024 Overall GRAND TOTAL		Distribution of Caseload			Change*		Percentage (%) of Caseload		
3,193 +493 		Criminal	371	12%	26.6% ▲	+78	Criminal	2023	2024
		Traffic	2,261	71%	17.9% ▲	+343	Traffic	10.9%	11.6%
		Civil	549	17%	16.6% ▲	+78	Civil	71.0%	70.8%
		Civil Commitments	12	0%	-33.3% ▼	-6	Civil Commitments	17.4%	17.2%
		GRAND TOTAL	3,193	100%	18.3% ▲	+493	GRAND TOTAL	0.7%	0.4%
							GRAND TOTAL	100%	100%

Filings by Division & Code

Division	Case Type Description	Code	Summary	Change	% Change	Absolute Change
Criminal	Misdemeanor	M	198	▲	+15.1%	+26
	Felony	F	95	▲	+33.8%	+24
	Show Cause	SC	42	▲	+121.1%	+23
	Capias	CA	18	▲	+5.9%	+1
	Civil Violation	CV	18	▲	+38.5%	+5
	Restricted Operators License	RL	0	▼	-100.0%	-1
	Total			371	▲	26.6%
Traffic	Infraction	I	1,662	▲	+13.6%	+199
	Misdemeanor	M	541	▲	+28.5%	+120
	Show Cause	SC	40	▲	+135.3%	+23
	Capias	CA	13	▼	-7.1%	-1
	Felony	F	2	▼	-33.3%	-1
	Restricted Operators License	RL	2	▲	-	+2
	Civil Violation	CV	1	▲	-	+1
Total			2,261	▲	17.9%	+343
Civil	Warrant in Debt	WD	309	▲	+41.1%	+90
	Garnishment	GA	142	▲	+22.4%	+26
	Admin License	AL	33	▼	-2.9%	-1
	Unlawful Detainer	UD	22	▼	-37.1%	-13
	Other	OT	11	▲	-54.2%	-13
	Abstract	AJ	7	↔	-	-
	Protective Order	PO	7	▼	-22.2%	-2
	Impoundment	IM	6	▼	-25.0%	-2
	Preliminary Protective Order	PP	6	▼	-50.0%	-6
	Detinue	DT	3	▲	+50.0%	+1
	Show Cause	SC	3	▲	+50.0%	+1
	Counter Claim	CC	0	▼	-100.0%	-1
	Interrogatory	IN	0	▼	-100.0%	-1
Motion for Judgment	MJ	0	▼	-100.0%	-1	
Total			549	▲	16.6%	+78
Civil Commitments	Temporary Detention Order	TD	8	▼	-11.1%	-1
	Emergency Custody Order	EC	4	▼	-55.6%	-5
Total			12	▼	-33.3%	-6
GRAND TOTAL			3,193	▲	18.3%	+493

Filings by Major Case Category**

Category	Summary	Change	% Change	Absolute Change
Felony	97	▲	+31.1%	+23
Garnishment	142	▼	+21.4%	+25
General Civil	313	▲	+41.0%	+91
Infraction/Civil Violation	1,681	▲	+13.9%	+205
Landlord /Tenant	22	▼	-37.1%	-13
Misdemeanor	741	▲	+24.7%	+147
Other	184	▲	+14.3%	+23
Protective Orders	13	▼	-38.1%	-8

* Compared to same time period as previous year

** Case Type Categories are defined in the 2017 Virginia Judicial Workload Assessment

The data reported reflect the case management system. The case types reported may not necessitate judicial involvement.

CPSS - GCMS CASELOAD STATISTICS OF THE GENERAL DISTRICT COURTS

January 2024 thru October 2024 Filings (Compared to January 2023 thru October 2023)

<i>GRAND TOTAL</i>	3,193	▲	18.3%	+493
---------------------------	--------------	---	-------	------

* Compared to same time period as previous year ** Case Type Categories are defined in the 2017 Virginia Judicial Workload Assessment
The data reported reflect the case management system. The case types reported may not necessitate judicial involvement.

2024 Overall GRAND TOTAL		Distribution of Caseload			Change*		Percentage (%) of Caseload		
11,541	+1,200	Criminal	975	8%	10.9% ▲	+96	Criminal	2023 8.5%	2024 8.4%
		Traffic	8,401	73%	13.1% ▲	+971	Traffic	71.8%	72.8%
2024		Civil	1,575	14%	9.2% ▲	+133	Civil	13.9%	13.6%
2023		Civil Commitments	590	5%	0.0%	0	Civil Commitments	5.7%	5.1%
		GRAND TOTAL	11,541	100%	11.6% ▲	+1,200	GRAND TOTAL	100%	100%

Filings by Division & Code

Division	Case Type Description	Code	Summary	Change	% Change	Absolute Change
Criminal	Misdemeanor	M	651	▲	+14.2%	+81
	Felony	F	202	▼	-4.7%	-10
	Capias	CA	82	▲	+41.4%	+24
	Show Cause	SC	21	▲	+50.0%	+7
	Civil Violation	CV	19	▼	-24.0%	-6
	Total			975	▲	10.9%
Traffic	Infraction	I	6,109	▲	+19.3%	+988
	Misdemeanor	M	2,192	▼	-1.5%	-33
	Capias	CA	89	▲	+34.8%	+23
	Show Cause	SC	7	▲	+75.0%	+3
	Felony	F	3	▲	-	+3
	Restricted Operators License	RL	1	▼	-80.0%	-4
	Civil Violation	CV	0	▼	-100.0%	-3
	Other	O	0	▼	-100.0%	-6
	Total			8,401	▲	13.1%
Civil	Warrant in Debt	WD	662	▲	+29.3%	+150
	Garnishment	GA	536	▲	+17.3%	+79
	Unlawful Detainer	UD	152	▼	-33.9%	-78
	Other	OT	75	▼	-29.9%	-32
	Protective Order	PO	39	▲	+56.0%	+14
	Preliminary Protective Order	PP	35	▼	-2.8%	-1
	Admin License	AL	17	▼	-37.0%	-10
	Show Cause	SC	16	▼	-5.9%	-1
	Motion for Judgment	MJ	12	▲	+140.0%	+7
	Abstract	AJ	11	▲	+57.1%	+4
	Detinue	DT	8	▲	+33.3%	+2
	Impoundment	IM	4	▲	+33.3%	+1
	Interrogatory-Not	IC	3	▲	+200.0%	+2
	Petition-Restore Arms	PR	3	▼	-57.1%	-4
	Capias	CA	1	▲	-	+1
	Mechanic's Lien	ML	1	▲	-	+1
	Overweight	OC	0	▼	-100.0%	-1
	Tenants Assertion	TA	0	▼	-100.0%	-1
Total			1,575	▲	9.2%	+133
Civil Commitments	Other	OT	319	▲	+15.2%	+42
	Mental Commitment	MC	211	▼	-12.1%	-29
	Temporary Detention Order	TD	32	▲	+540.0%	+27
	Emergency Custody Order	EC	28	▼	-58.8%	-40
	Total			590	▲	0.0%
GRAND TOTAL			11,541	▲	11.6%	+1,200

Filings by Major Case Category**

Category	Summary	Change	% Change	Absolute Change
Felony	205	▲	-3.3%	-7
Garnishment	536	▲	+17.3%	+79
General Civil	686	▲	+29.2%	+155

* Compared to same time period as previous year

** Case Type Categories are defined in the 2017 Virginia Judicial Workload Assessment

The data reported reflect the case management system. The case types reported may not necessitate judicial involvement.



CPSS - GCMS CASELOAD STATISTICS OF THE GENERAL DISTRICT COURTS
 January 2024 thru October 2024 Filings (Compared to January 2023 thru October 2023)

Infraction/Civil Violation	6,128	▼	+18.9%	+972
Involuntary Civil Commitments	319	▲	+15.2%	+42
Landlord /Tenant	152	▼	-34.2%	-79
Misdemeanor	2,844	▼	+1.6%	+44
Other	597	▲	-3.1%	-19
Protective Orders	74	▲	+21.3%	+13
GRAND TOTAL	11,541	▲	11.6%	+1,200

* Compared to same time period as previous year

** Case Type Categories are defined in the 2017 Virginia Judicial Workload Assessment

The data reported reflect the case management system. The case types reported may not necessitate judicial involvement.

2024 Overall GRAND TOTAL		Distribution of Caseload			Change*		Percentage (%) of Caseload		
4,698	+529	Criminal	606	13%	11.2% ▲	+61	Criminal	2023	2024
		Traffic	2,822	60%	22.6% ▲	+520	Traffic	55.2%	60.1%
		Civil	805	17%	-0.5% ▼	-4	Civil	19.4%	17.1%
		Civil Commitments	465	10%	-9.4% ▼	-48	Civil Commitments	12.3%	9.9%
		GRAND TOTAL	4,698	100%	12.7% ▲	+529	GRAND TOTAL	100%	100%

Filings by Division & Code

Division	Case Type Description	Code	Summary	Change	% Change	Absolute Change
Criminal	Misdemeanor	M	380	▲	+18.4%	+59
	Felony	F	151	▲	+14.4%	+19
	Show Cause	SC	33	▼	-29.8%	-14
	Capias	CA	31	▲	+3.3%	+1
	Civil Violation	CV	11	▼	-26.7%	-4
	Total			606	▲	11.2%
Traffic	Infraction	I	2,215	▲	+20.3%	+374
	Misdemeanor	M	570	▲	+36.7%	+153
	Show Cause	SC	20	▼	-16.7%	-4
	Capias	CA	11	▼	-31.3%	-5
	Felony	F	6	▲	+200.0%	+4
	Civil Violation	CV	0	▼	-100.0%	-1
	Other	O	0	▼	-100.0%	-1
	Total			2,822	▲	22.6%
Civil	Warrant in Debt	WD	354	▲	+26.9%	+75
	Garnishment	GA	172	▼	-23.9%	-54
	Unlawful Detainer	UD	88	▼	-16.2%	-17
	Detinue	DT	76	▲	+8.6%	+6
	Other	OT	44	▼	-8.3%	-4
	Admin License	AL	20	▲	+33.3%	+5
	Protective Order	PO	17	▼	-10.5%	-2
	Preliminary Protective Order	PP	15	▼	-42.3%	-11
	Abstract	AJ	5	▲	-	+5
	Show Cause	SC	5	▲	+25.0%	+1
	Impoundment	IM	3	▲	+200.0%	+2
	Counter Claim	CC	2	▲	+100.0%	+1
	Bond Forfeiture	BF	1	▲	-	+1
	Motion for Judgment	MJ	1	▼	-83.3%	-5
	Petition-Restore Arms	PR	1	▲	-	+1
	Tenants Assertion	TA	1	▼	-66.7%	-2
	Interrogatory	IN	0	▼	-100.0%	-6
Total			805	▼	-0.5%	-4
Civil Commitments	Mental Commitment	MC	324	▼	-30.5%	-142
	Other	OT	87	▲	-	+87
	Temporary Detention Order	TD	38	▲	+31.0%	+9
	Emergency Custody Order	EC	15	▼	-16.7%	-3
	Medical Emergency Temporary Detention Order	MT	1	▲	-	+1
Total			465	▼	-9.4%	-48
GRAND TOTAL			4,698	▲	12.7%	+529

Filings by Major Case Category**

Category	Summary	Change	% Change	Absolute Change
Felony	157	▲	+17.2%	+23
Garnishment	172	▼	-25.9%	-60
General Civil	436	▲	+21.4%	+77
Infraction/Civil Violation	2,226	▼	+19.8%	+368

* Compared to same time period as previous year

** Case Type Categories are defined in the 2017 Virginia Judicial Workload Assessment

The data reported reflect the case management system. The case types reported may not necessitate judicial involvement.

CPSS - GCMS CASELOAD STATISTICS OF THE GENERAL DISTRICT COURTS
 January 2024 thru October 2024 Filings (Compared to January 2023 thru October 2023)

Involuntary Civil Commitments	87	▲	-	+87
Landlord /Tenant	89	▼	-17.6%	-19
Misdemeanor	950	▲	+28.7%	+212
Other	549	▲	-21.0%	-146
Protective Orders	32	▼	-28.9%	-13
GRAND TOTAL	4,698	▲	12.7%	+529

* Compared to same time period as previous year

** Case Type Categories are defined in the 2017 Virginia Judicial Workload Assessment

The data reported reflect the case management system. The case types reported may not necessitate judicial involvement.

2024 Overall GRAND TOTAL		Distribution of Caseload			Change*		Percentage (%) of Caseload		
19,734	-1,026	Criminal	2,413	12%	10.1% ▲	+221	Criminal	2023	2024
		Traffic	6,472	33%	-32.4% ▼	-3,104	Traffic	10.6%	12.2%
2024		Civil	7,519	38%	12.7% ▲	+845	Civil	46.1%	32.8%
2023		Civil Commitments	3,330	17%	43.7% ▲	+1,012	Civil Commitments	32.1%	38.1%
		GRAND TOTAL	19,734	100%	-4.9% ▼	-1,026	GRAND TOTAL	11.2%	16.9%
							GRAND TOTAL	100%	100%

Filings by Division & Code

Division	Case Type Description	Code	Summary	Change	% Change	Absolute Change
Criminal	Misdemeanor	M	1,295	▲	+0.4%	+5
	Felony	F	653	▲	+25.1%	+131
	Capias	CA	263	▲	+19.0%	+42
	Show Cause	SC	165	▲	+28.9%	+37
	Civil Violation	CV	37	▲	+19.4%	+6
	Total			2,413	▲	10.1%
Traffic	Infraction	I	4,304	▼	-38.4%	-2,683
	Misdemeanor	M	1,890	▼	-21.3%	-513
	Civil Violation	CV	100	▲	+900.0%	+90
	Capias	CA	59	▲	+1.7%	+1
	Felony	F	47	▲	+6.8%	+3
	Other	O	40	▼	-2.4%	-1
	Restricted Operators License	RL	19	▼	-13.6%	-3
	Show Cause	SC	13	▲	+18.2%	+2
Total			6,472	▼	-32.4%	-3,104
Civil	Unlawful Detainer	UD	2,487	▼	-11.2%	-313
	Garnishment	GA	2,390	▲	+35.6%	+628
	Warrant in Debt	WD	1,840	▲	+37.3%	+500
	Other	OT	214	▼	-17.4%	-45
	Bond Forfeiture	BF	125	▲	+443.5%	+102
	Preliminary Protective Order	PP	113	▲	+50.7%	+38
	Show Cause	SC	95	▲	+1.1%	+1
	Protective Order	PO	90	▲	+83.7%	+41
	Abstract	AJ	45	↔	-	-
	Motion for Judgment	MJ	34	▼	-22.7%	-10
	Detinue	DT	31	▼	-76.9%	-103
	Interrogatory	IN	19	▲	+111.1%	+10
	Tenants Assertion	TA	14	▲	+16.7%	+2
	Admin License	AL	10	▲	+11.1%	+1
	Petition-Restore Arms	PR	6	▼	-53.8%	-7
	Impoundment	IM	3	▲	-	+3
	Capias	CA	2	▲	+100.0%	+1
	Counter Claim	CC	1	▼	-75.0%	-3
	Mechanic's Lien	ML	0	▼	-100.0%	-1
Total			7,519	▲	12.7%	+845
Civil Commitments	Mental Commitment	MC	2,238	▲	+36.8%	+602
	Other	OT	859	▲	+60.6%	+324
	Temporary Detention Order	TD	156	▲	+39.3%	+44
	Emergency Custody Order	EC	75	▲	+114.3%	+40
	Medical Emergency Temporary Detention Order	MT	2	▲	-	+2
Total			3,330	▲	43.7%	+1,012
GRAND TOTAL			19,734	▼	-4.9%	-1,026

* Compared to same time period as previous year

** Case Type Categories are defined in the 2017 Virginia Judicial Workload Assessment

The data reported reflect the case management system. The case types reported may not necessitate judicial involvement.



Filings by Major Case Category**

Category	Summary	Change	% Change	Absolute Change
Felony	700	▲	+23.7%	+134
Garnishment	2,409	▲	+36.0%	+638
General Civil	1,932	▼	+20.9%	+334
Infraction/Civil Violation	4,481	▲	-36.6%	-2,588
Involuntary Civil Commitments	859	▲	+60.6%	+324
Landlord /Tenant	2,501	▲	-11.1%	-311
Misdemeanor	3,204	▼	-13.8%	-511
Other	3,445	▲	+34.0%	+875
Protective Orders	203	▲	+63.7%	+79
GRAND TOTAL	19,734	▼	-4.9%	-1,026

* Compared to same time period as previous year

** Case Type Categories are defined in the 2017 Virginia Judicial Workload Assessment

The data reported reflect the case management system. The case types reported may not necessitate judicial involvement.

2024 Overall GRAND TOTAL		Distribution of Caseload			Change*		Percentage (%) of Caseload		
4,513 +652 2024  2023 	Criminal	536	12%	-8.2% ▼	-48	Criminal	2023	2024	
	Traffic	3,121	69%	20.3% ▲	+526	Traffic	15.1%	11.9%	
	Civil	839	19%	27.3% ▲	+180	Civil	67.2%	69.2%	
	Civil Commitments	17	0%	-26.1% ▼	-6	Civil Commitments	17.1%	18.6%	
	GRAND TOTAL	4,513	100%	16.9% ▲	+652	GRAND TOTAL	0.6%	0.4%	
						GRAND TOTAL	100%	100%	

Filings by Division & Code

Division	Case Type Description	Code	Summary	Change	% Change	Absolute Change
Criminal	Misdemeanor	M	312	▲	+7.2%	+21
	Felony	F	133	▼	-20.4%	-34
	Show Cause	SC	42	▼	-26.3%	-15
	Civil Violation	CV	27	▼	-28.9%	-11
	Capias	CA	22	▼	-29.0%	-9
	Total			536	▼	-8.2%
Traffic	Infraction	I	2,545	▲	+18.4%	+395
	Misdemeanor	M	526	▲	+32.5%	+129
	Show Cause	SC	22	▼	-12.0%	-3
	Capias	CA	18	▼	-5.3%	-1
	Felony	F	8	▲	+100.0%	+4
	Civil Violation	CV	2	▲	-	+2
Total			3,121	▲	20.3%	+526
Civil	Warrant in Debt	WD	474	▲	+64.0%	+185
	Garnishment	GA	170	▲	+6.3%	+10
	Admin License	AL	42	▲	+10.5%	+4
	Unlawful Detainer	UD	41	▼	-31.7%	-19
	Impoundment	IM	26	▲	+4.0%	+1
	Protective Order	PO	24	▲	+118.2%	+13
	Preliminary Protective Order	PP	21	▲	+133.3%	+12
	Other	OT	20	▲	+42.9%	+6
	Detinue	DT	8	▲	+700.0%	+7
	Show Cause	SC	5	▲	+400.0%	+4
	Abstract	AJ	3	↔	-	-
	Motion for Judgment	MJ	3	▼	-50.0%	-3
	Petition-Restore Arms	PR	2	▲	+100.0%	+1
	Interrogatory	IN	0	▼	-100.0%	-2
	Interrogatory-Not	IC	0	▼	-100.0%	-1
	Tenants Assertion	TA	0	▼	-100.0%	-1
	Zoning Violation	ZO	0	▼	-100.0%	-37
Total			839	▲	27.3%	+180
Civil Commitments	Temporary Detention Order	TD	10	▼	-23.1%	-3
	Other	OT	3	▲	+50.0%	+1
	Emergency Custody Order	EC	2	▼	-71.4%	-5
	Mental Commitment	MC	2	▲	+100.0%	+1
Total			17	▼	-26.1%	-6
GRAND TOTAL			4,513	▲	16.9%	+652

Filings by Major Case Category**

Category	Summary	Change	% Change	Absolute Change
Felony	141	▲	-17.5%	-30
Garnishment	170	▼	+4.9%	+8
General Civil	490	▲	+64.4%	+192
Infraction/Civil Violation	2,574	▲	+17.6%	+386
Involuntary Civil Commitments	3	▲	+50.0%	+1
Landlord /Tenant	41	▼	-32.8%	-20

* Compared to same time period as previous year

** Case Type Categories are defined in the 2017 Virginia Judicial Workload Assessment

The data reported reflect the case management system. The case types reported may not necessitate judicial involvement.

CPSS - GCMS CASELOAD STATISTICS OF THE GENERAL DISTRICT COURTS

January 2024 thru October 2024 Filings (Compared to January 2023 thru October 2023)

Powhatan



District: 11 FIPS: 145

Misdemeanor	838	▼	+15.6%	+113
Other	211	▲	-9.8%	-23
Protective Orders	45	▲	+125.0%	+25
GRAND TOTAL	4,513	▲	16.9%	+652

* Compared to same time period as previous year

** Case Type Categories are defined in the 2017 Virginia Judicial Workload Assessment

The data reported reflect the case management system. The case types reported may not necessitate judicial involvement.

2024 Overall GRAND TOTAL		Distribution of Caseload			Change*		Percentage (%) of Caseload		
67,783	-589	Criminal	9,866	15%	4.8% ▲	+448	Criminal	2023 13.8%	2024 14.6%
		Traffic	27,032	40%	-14.8% ▼	-4,695	Traffic	46.4%	39.9%
2024 		Civil	30,511	45%	13.9% ▲	+3,717	Civil	39.2%	45.0%
2023 		Civil Commitments	374	1%	-13.6% ▼	-59	Civil Commitments	0.6%	0.6%
		GRAND TOTAL	67,783	100%	-0.9% ▼	-589	GRAND TOTAL	100%	100%

Filings by Division & Code

Division	Case Type Description	Code	Summary	Change	% Change	Absolute Change
Criminal	Misdemeanor	M	5,326	▲	+8.1%	+399
	Felony	F	2,950	▲	+2.2%	+63
	Capias	CA	1,047	▼	-8.0%	-91
	Show Cause	SC	448	▲	+33.3%	+112
	Civil Violation	CV	79	▼	-34.2%	-41
	Motion	MO	15	▲	+50.0%	+5
	Restricted Operators License	RL	1	▲	-	+1
	Total			9,866	▲	4.8%
Traffic	Infraction	I	15,951	▼	-16.1%	-3,067
	Misdemeanor	M	9,315	▼	-12.3%	-1,308
	Capias	CA	626	▼	-30.1%	-269
	Show Cause	SC	552	▲	+16.2%	+77
	Felony	F	258	▼	-10.7%	-31
	Motion	MO	139	▼	-25.3%	-47
	Civil Violation	CV	136	▼	-25.3%	-46
	Restricted Operators License	RL	53	▼	-8.6%	-5
	Other	O	2	▲	+100.0%	+1
Total			27,032	▼	-14.8%	-4,695
Civil	Warrant in Debt	WD	13,198	▲	+38.3%	+3,657
	Garnishment	GA	7,937	▲	+6.3%	+470
	Unlawful Detainer	UD	5,744	▼	-7.6%	-474
	Other	OT	895	▲	+7.8%	+65
	Preliminary Protective Order	PP	503	▲	+6.1%	+29
	Protective Order	PO	471	▼	-0.6%	-3
	Admin License	AL	452	▼	-18.6%	-103
	Show Cause	SC	427	▲	+25.6%	+87
	Motion for Judgment	MJ	194	▲	+29.3%	+44
	Interrogatory	IN	168	▲	+23.5%	+32
	Abstract	AJ	129	▼	-27.1%	-48
	Detinue	DT	111	▲	+29.1%	+25
	Impoundment	IM	89	▲	+29.0%	+20
	Bond Forfeiture	BF	66	▼	-56.6%	-86
	Interrogatory-Not	IC	43	▲	+2.4%	+1
	Tenants Assertion	TA	25	▲	+4.2%	+1
	Counter Claim	CC	24	▼	-4.0%	-1
	Capias	CA	20	▲	+25.0%	+4
	Petition-Restore Arms	PR	10	▼	-33.3%	-5
	Third Party Claim	TH	2	↔	-	-
	Cross Claim	CR	1	↔	-	-
Mechanic's Lien	ML	1	▲	-	+1	
Petition to Require Blood Test	BT	1	▲	-	+1	
Total			30,511	▲	13.9%	+3,717
Civil Commitments	Temporary Detention Order	TD	263	▼	-7.1%	-20
	Emergency Custody Order	EC	99	▼	-30.8%	-44
	Medical Emergency Temporary Detention Order	MT	8	▲	+100.0%	+4
	Medical Emergency Custody Order	ME	2	↔	-	-
	Mental Commitment	MC	2	▲	+100.0%	+1
Total			374	▼	-13.6%	-59
GRAND TOTAL			67,783	▼	-0.9%	-589

* Compared to same time period as previous year

** Case Type Categories are defined in the 2017 Virginia Judicial Workload Assessment

The data reported reflect the case management system. The case types reported may not necessitate judicial involvement.



Filings by Major Case Category**

Category	Summary	Change	% Change	Absolute Change
Felony	3,208	▼	+1.0%	+32
Garnishment	8,105	▲	+6.6%	+502
General Civil	13,791	▲	+37.8%	+3,783
Infraction/Civil Violation	16,168	▲	-16.3%	-3,153
Landlord /Tenant	5,769	▼	-7.6%	-473
Misdemeanor	14,695	▲	-5.8%	-913
Other	5,073	▲	-7.2%	-393
Protective Orders	974	▲	+2.7%	+26
GRAND TOTAL	67,783	▼	-0.9%	-589

* Compared to same time period as previous year

** Case Type Categories are defined in the 2017 Virginia Judicial Workload Assessment

The data reported reflect the case management system. The case types reported may not necessitate judicial involvement.

2024 Overall GRAND TOTAL		Distribution of Caseload			Change*		Percentage (%) of Caseload		
7,331	-567	Criminal	1,933	26%	3.3% ▲	+61	Criminal	2023	2024
		Traffic	3,139	43%	-13.4% ▼	-485	Traffic	23.7%	26.4%
		Civil	2,204	30%	-6.3% ▼	-149	Civil	45.9%	42.8%
		Civil Commitments	55	1%	12.2% ▲	+6	Civil Commitments	29.8%	30.1%
		GRAND TOTAL	7,331	100%	-7.2% ▼	-567	GRAND TOTAL	0.6%	0.8%
							GRAND TOTAL	100%	100%

Filings by Division & Code

Division	Case Type Description	Code	Summary	Change	% Change	Absolute Change
Criminal	Misdemeanor	M	1,010	▲	+6.9%	+65
	Felony	F	513	▼	-4.6%	-25
	Capias	CA	253	▼	-1.6%	-4
	Show Cause	SC	113	▲	+22.8%	+21
	Civil Violation	CV	44	▲	+10.0%	+4
	Total			1,933	▲	3.3%
Traffic	Infraction	I	2,185	▼	-17.7%	-470
	Misdemeanor	M	864	▼	-1.9%	-17
	Capias	CA	52	▼	-1.9%	-1
	Show Cause	SC	20	▲	+42.9%	+6
	Felony	F	14	▲	+16.7%	+2
	Civil Violation	CV	3	▼	-25.0%	-1
	Other	O	1	▼	-66.7%	-2
	Restricted Operators License	RL	0	▼	-100.0%	-2
	Total			3,139	▼	-13.4%
Civil	Warrant in Debt	WD	847	▼	-4.8%	-43
	Garnishment	GA	579	▼	-6.3%	-39
	Unlawful Detainer	UD	415	▼	-12.4%	-59
	Detinue	DT	93	▲	+40.9%	+27
	Other	OT	59	▼	-28.9%	-24
	Admin License	AL	55	▼	-9.8%	-6
	Preliminary Protective Order	PP	42	▲	+7.7%	+3
	Protective Order	PO	37	▼	-2.6%	-1
	Abstract	AJ	16	▼	-15.8%	-3
	Motion for Judgment	MJ	16	▼	-11.1%	-2
	Show Cause	SC	16	▼	-30.4%	-7
	Bond Forfeiture	BF	11	▲	+37.5%	+3
	Interrogatory	IN	9	▲	+200.0%	+6
	Impoundment	IM	6	▼	-33.3%	-3
	Interrogatory-Not	IC	1	▲	-	+1
	Petition-Restore Arms	PR	1	↔	-	-
	Tenants Assertion	TA	1	▼	-66.7%	-2
Total			2,204	▼	-6.3%	-149
Civil Commitments	Temporary Detention Order	TD	38	▲	+22.6%	+7
	Emergency Custody Order	EC	17	▼	-5.6%	-1
	Total			55	▲	12.2%
GRAND TOTAL			7,331	▼	-7.2%	-567

Filings by Major Case Category**

Category	Summary	Change	% Change	Absolute Change
Felony	527	▲	-4.2%	-23
Garnishment	588	▲	-5.3%	-33
General Civil	960	▲	-1.8%	-18
Infraction/Civil Violation	2,233	▼	-17.4%	-469
Landlord /Tenant	416	▼	-12.8%	-61
Misdemeanor	1,874	▼	+2.5%	+46

* Compared to same time period as previous year

** Case Type Categories are defined in the 2017 Virginia Judicial Workload Assessment



The data reported reflect the case management system. The case types reported may not necessitate judicial involvement.

CPSS - GCMS CASELOAD STATISTICS OF THE GENERAL DISTRICT COURTS
 January 2024 thru October 2024 Filings (Compared to January 2023 thru October 2023)

Colonial Heights
 District: 12 FIPS: 570

Other	654	▲	-1.7%	-11
Protective Orders	79	▲	+2.6%	+2
GRAND TOTAL	7,331	▼	-7.2%	-567

* Compared to same time period as previous year ** Case Type Categories are defined in the 2017 Virginia Judicial Workload Assessment
 The data reported reflect the case management system. The case types reported may not necessitate judicial involvement.
 Source: SCV-SQL-Information

2024 Overall GRAND TOTAL		Distribution of Caseload			Change*		Percentage (%) of Caseload		
76,650	+13,909	Criminal	7,894	10%	-0.5% ▼	-39	Criminal	2023	2024
		Traffic	28,565	37%	59.8% ▲	+10,688	Traffic	12.6%	10.3%
		Civil	37,705	49%	8.9% ▲	+3,067	Civil	28.5%	37.3%
		Civil Commitments	2,486	3%	8.4% ▲	+193	Civil Commitments	55.2%	49.2%
		GRAND TOTAL	76,650	100%	22.2% ▲	+13,909	GRAND TOTAL	3.7%	3.2%
							GRAND TOTAL	100%	100%

Filings by Division & Code

Division	Case Type Description	Code	Summary	Change	% Change	Absolute Change
Criminal	Misdemeanor	M	4,572	▲	+5.9%	+255
	Felony	F	2,167	▼	-6.8%	-157
	Capias	CA	829	▼	-2.7%	-23
	Show Cause	SC	232	▼	-2.5%	-6
	Civil Violation	CV	88	▼	-55.6%	-110
	Restricted Operators License	RL	6	▲	+50.0%	+2
	Total			7,894	▼	-0.5%
Traffic	Infraction	I	21,290	▲	+84.7%	+9,761
	Misdemeanor	M	6,380	▲	+18.3%	+987
	Other	O	373	▼	-30.0%	-160
	Capias	CA	224	▼	+37.4%	+61
	Felony	F	154	▲	+29.4%	+35
	Show Cause	SC	107	▼	+27.4%	+23
	Restricted Operators License	RL	33	▼	-40.0%	-22
	Civil Violation	CV	4	▲	+300.0%	+3
Total			28,565	▲	59.8%	+10,688
Civil	Warrant in Debt	WD	13,080	▼	+14.2%	+1,625
	Unlawful Detainer	UD	10,835	▲	+2.3%	+240
	Garnishment	GA	10,300	▲	+16.1%	+1,426
	Other	OT	1,351	▼	-9.8%	-146
	Preliminary Protective Order	PP	470	▲	+3.3%	+15
	Motion for Judgment	MJ	430	▼	+2.4%	+10
	Show Cause	SC	328	▼	-12.1%	-45
	Detinue	DT	194	▼	-13.0%	-29
	Interrogatory	IN	136	▲	+15.3%	+18
	Admin License	AL	129	▲	+33.0%	+32
	Protective Order	PO	128	▼	+3.2%	+4
	Abstract	AJ	118	▼	-48.7%	-112
	Tenants Assertion	TA	106	▲	+47.2%	+34
	Counter Claim	CC	34	▼	-32.0%	-16
	Interrogatory-Not	IC	27	▼	-10.0%	-3
	Capias	CA	22	▲	+214.3%	+15
	Petition-Restore Arms	PR	9	▼	-10.0%	-1
	Impoundment	IM	5	▲	-	+5
	Mechanic's Lien	ML	2	▲	-	+2
	Cross Claim	CR	1	▲	-	+1
	Bond Forfeiture	BF	0	▼	-100.0%	-5
	Restricted Operators License	RL	0	▼	-100.0%	-2
	Third Party Claim	TH	0	▼	-100.0%	-1
Total			37,705	▲	8.9%	+3,067
Civil Commitments	Mental Commitment	MC	1,309	▲	+5.6%	+70
	Temporary Detention Order	TD	1,048	▲	+10.1%	+96
	Emergency Custody Order	EC	129	▲	+26.5%	+27
Total			2,486	▲	8.4%	+193
GRAND TOTAL			76,650	▲	22.2%	+13,909

* Compared to same time period as previous year

** Case Type Categories are defined in the 2017 Virginia Judicial Workload Assessment

The data reported reflect the case management system. The case types reported may not necessitate judicial involvement.



Filings by Major Case Category**

Category	Summary	Change	% Change	Absolute Change
Felony	2,321	▲	-5.0%	-122
Garnishment	10,436	▲	+16.1%	+1,444
General Civil	14,193	▲	+10.7%	+1,371
Infraction/Civil Violation	21,755	▲	+77.4%	+9,494
Landlord /Tenant	10,941	▲	+2.6%	+274
Misdemeanor	10,991	▼	+12.5%	+1,220
Other	5,415	▲	+4.0%	+209
Protective Orders	598	▼	+3.3%	+19
GRAND TOTAL	76,650	▲	22.2%	+13,909

* Compared to same time period as previous year

** Case Type Categories are defined in the 2017 Virginia Judicial Workload Assessment

The data reported reflect the case management system. The case types reported may not necessitate judicial involvement.

2024 Overall GRAND TOTAL		Distribution of Caseload			Change*		Percentage (%) of Caseload		
92,391	+9,586	Criminal	11,542	12%	7.6% ▲	+813	Criminal	2023	2024
		Traffic	47,844	52%	14.8% ▲	+6,180	Traffic	13.0%	12.5%
		Civil	32,038	35%	9.0% ▲	+2,650	Civil	50.3%	51.8%
		Civil Commitments	967	1%	-5.6% ▼	-57	Civil Commitments	35.5%	34.7%
		GRAND TOTAL	92,391	100%	11.6% ▲	+9,586	GRAND TOTAL	1.2%	1.0%
							GRAND TOTAL	100%	100%

Filings by Division & Code

Division	Case Type Description	Code	Summary	Change	% Change	Absolute Change	
Criminal	Misdemeanor	M	5,950	▲	+5.2%	+296	
	Felony	F	3,605	▲	+12.2%	+393	
	Capias	CA	1,424	▲	+10.6%	+137	
	Show Cause	SC	426	▼	-3.4%	-15	
	Civil Violation	CV	137	▲	+1.5%	+2	
	Total			11,542	▲	7.6%	+813
Traffic	Infraction	I	36,916	▲	+13.5%	+4,391	
	Misdemeanor	M	10,334	▲	+20.9%	+1,784	
	Capias	CA	309	▲	+5.5%	+16	
	Felony	F	141	▼	-14.0%	-23	
	Show Cause	SC	108	▲	+17.4%	+16	
	Restricted Operators License	RL	35	▼	-2.8%	-1	
	Civil Violation	CV	1	▼	-75.0%	-3	
	Total			47,844	▲	14.8%	+6,180
Civil	Warrant in Debt	WD	12,487	▲	+30.5%	+2,918	
	Garnishment	GA	8,685	▲	+3.7%	+311	
	Unlawful Detainer	UD	8,361	▼	-6.8%	-612	
	Admin License	AL	401	▲	+14.6%	+51	
	Preliminary Protective Order	PP	392	▲	+16.0%	+54	
	Protective Order	PO	322	▲	+22.4%	+59	
	Other	OT	315	▲	-3.1%	-10	
	Abstract	AJ	214	▼	-26.5%	-77	
	Motion for Judgment	MJ	208	▼	-9.2%	-21	
	Detinue	DT	180	▼	-13.5%	-28	
	Show Cause	SC	106	▼	-7.0%	-8	
	Interrogatory	IN	89	▲	+9.9%	+8	
	Impoundment	IM	67	▲	+28.8%	+15	
	Tenants Assertion	TA	59	▼	-3.3%	-2	
	Bond Forfeiture	BF	52	▼	-20.0%	-13	
	Interrogatory-Not	IC	31	▲	+55.0%	+11	
	Counter Claim	CC	24	▼	-33.3%	-12	
	Overweight	OC	23	▲	+43.8%	+7	
	Petition-Restore Arms	PR	15	▲	+7.1%	+1	
	Restricted Operators License	RL	4	▲	+100.0%	+2	
	Capias	CA	1	▼	-80.0%	-4	
	Cross Claim	CR	1	▲	-	+1	
	Emergency Substantial Risk Order	SR	1	▲	-	+1	
	Motor Carrier	MC	0	▼	-100.0%	-1	
	Third Party Claim	TH	0	▼	-100.0%	-1	
	Total			32,038	▲	9.0%	+2,650
	Civil Commitments	Temporary Detention Order	TD	556	▲	+6.1%	+32
Mental Commitment		MC	339	▼	-12.6%	-49	
Emergency Custody Order		EC	45	▼	-19.6%	-11	
Other		OT	15	▼	-64.3%	-27	
Medical Emergency Temporary Detention Order		MT	8	▼	-42.9%	-6	
Medical Emergency Custody Order		ME	4	▲	-	+4	
Total			967	▼	-5.6%	-57	
GRAND TOTAL			92,391	▲	11.6%	+9,586	

* Compared to same time period as previous year

** Case Type Categories are defined in the 2017 Virginia Judicial Workload Assessment

The data reported reflect the case management system. The case types reported may not necessitate judicial involvement.

CPSS - GCMS CASELOAD STATISTICS OF THE GENERAL DISTRICT COURTS
 January 2024 thru October 2024 Filings (Compared to January 2023 thru October 2023)


Filings by Major Case Category**

Category	Summary	Change	% Change	Absolute Change
Felony	3,746	▼	+11.0%	+370
Garnishment	8,774	▲	+3.8%	+319
General Civil	12,961	▲	+28.7%	+2,893
Infraction/Civil Violation	37,077	▼	+13.5%	+4,396
Involuntary Civil Commitments	15	▼	-64.3%	-27
Landlord /Tenant	8,420	▼	-6.8%	-614
Misdemeanor	16,323	▲	+14.6%	+2,081
New to Workload Study	1	▲	-	+1
Other	4,360	▲	+1.3%	+54
Protective Orders	714	▲	+18.8%	+113
GRAND TOTAL	92,391	▲	11.6%	+9,586

* Compared to same time period as previous year

** Case Type Categories are defined in the 2017 Virginia Judicial Workload Assessment

The data reported reflect the case management system. The case types reported may not necessitate judicial involvement.

2024 Overall GRAND TOTAL		Distribution of Caseload			Change*		Percentage (%) of Caseload		
9,371	+1,256	Criminal	981	10%	-1.5% ▼	-15	Criminal	2023	2024
		Traffic	6,578	70%	18.7% ▲	+1,035	Traffic	68.3%	70.2%
2024		Civil	1,750	19%	15.1% ▲	+229	Civil	18.7%	18.7%
2023		Civil Commitments	62	1%	12.7% ▲	+7	Civil Commitments	0.7%	0.7%
		GRAND TOTAL	9,371	100%	15.5% ▲	+1,256	GRAND TOTAL	100%	100%

Filings by Division & Code

Division	Case Type Description	Code	Summary	Change	% Change	Absolute Change
Criminal	Misdemeanor	M	655	▲	+2.7%	+17
	Felony	F	211	▼	-13.9%	-34
	Capias	CA	85	▲	+25.0%	+17
	Civil Violation	CV	20	▼	-42.9%	-15
	Show Cause	SC	10	↔		-
	Total			981	▼	-1.5%
Traffic	Infraction	I	5,290	▲	+15.0%	+691
	Misdemeanor	M	1,178	▲	+34.8%	+304
	Capias	CA	69	▲	+50.0%	+23
	Felony	F	27	▲	+92.9%	+13
	Show Cause	SC	11	▲	+22.2%	+2
	Civil Violation	CV	3	▲	+200.0%	+2
	Total			6,578	▲	18.7%
Civil	Warrant in Debt	WD	1,012	▲	+31.4%	+242
	Garnishment	GA	389	▼	-0.3%	-1
	Unlawful Detainer	UD	122	▼	-16.4%	-24
	Other	OT	80	▲	+25.0%	+16
	Preliminary Protective Order	PP	38	▼	-13.6%	-6
	Admin License	AL	30	▼	-11.8%	-4
	Protective Order	PO	22	▲	+4.8%	+1
	Show Cause	SC	19	▲	+11.8%	+2
	Interrogatory	IN	15	▲	+66.7%	+6
	Abstract	AJ	12	▲	+20.0%	+2
	Detinue	DT	7	▼	-12.5%	-1
	Petition-Restore Arms	PR	2	▲	-	+2
	Capias	CA	1	▲	-	+1
	Overweight	OC	1	▲	-	+1
	Counter Claim	CC	0	▼	-100.0%	-3
	Impoundment	IM	0	▼	-100.0%	-5
Total			1,750	▲	15.1%	+229
Civil Commitments	Temporary Detention Order	TD	52	▲	+44.4%	+16
	Emergency Custody Order	EC	10	▼	-47.4%	-9
	Total		62	▲	12.7%	+7
GRAND TOTAL			9,371	▲	15.5%	+1,256

Filings by Major Case Category**

Category	Summary	Change	% Change	Absolute Change
Felony	238	▲	-8.1%	-21
Garnishment	404	▲	+1.3%	+5
General Civil	1,022	▲	+31.4%	+244
Infraction/Civil Violation	5,314	▲	+14.6%	+679
Landlord /Tenant	122	▼	-16.4%	-24
Misdemeanor	1,833	▲	+21.2%	+321
Other	378	▲	+17.8%	+57
Protective Orders	60	▼	-7.7%	-5

* Compared to same time period as previous year

** Case Type Categories are defined in the 2017 Virginia Judicial Workload Assessment

The data reported reflect the case management system. The case types reported may not necessitate judicial involvement.


CPSS - GCMS CASELOAD STATISTICS OF THE GENERAL DISTRICT COURTS
January 2024 thru October 2024 Filings (Compared to January 2023 thru October 2023)

<i>GRAND TOTAL</i>	9,371	▲	15.5%	+1,256
---------------------------	--------------	---	-------	--------

* Compared to same time period as previous year

** Case Type Categories are defined in the 2017 Virginia Judicial Workload Assessment

The data reported reflect the case management system. The case types reported may not necessitate judicial involvement.

2024 Overall GRAND TOTAL		Distribution of Caseload			Change*		Percentage (%) of Caseload		
5,862	+31	Criminal	465	8%	7.6% ▲	+33	Criminal	2023 7.4%	2024 7.9%
		Traffic	4,521	77%	-2.2% ▼	-100	Traffic	79.2%	77.1%
2024		Civil	864	15%	13.5% ▲	+103	Civil	13.1%	14.7%
2023		Civil Commitments	12	0%	-29.4% ▼	-5	Civil Commitments	0.3%	0.2%
		GRAND TOTAL	5,862	100%	0.5% ▲	+31	GRAND TOTAL	100%	100%

Filings by Division & Code

Division	Case Type Description	Code	Summary	Change	% Change	Absolute Change
Criminal	Misdemeanor	M	342	▲	+13.2%	+40
	Felony	F	83	↔		-
	Capias	CA	16	▼	-40.7%	-11
	Civil Violation	CV	13	▲	+30.0%	+3
	Show Cause	SC	11	▲	+10.0%	+1
	Total			465	▲	7.6%
Traffic	Infraction	I	3,923	▼	-2.4%	-97
	Misdemeanor	M	573	▼	-2.1%	-12
	Capias	CA	10	▲	+25.0%	+2
	Show Cause	SC	10	▲	+900.0%	+9
	Felony	F	3	▼	-40.0%	-2
	Civil Violation	CV	1	▼	-50.0%	-1
	Other	O	1	▲	-	+1
	Total			4,521	▼	-2.2%
Civil	Warrant in Debt	WD	330	▲	+54.2%	+116
	Garnishment	GA	190	▼	-3.6%	-7
	Detinue	DT	121	▲	+7.1%	+8
	Unlawful Detainer	UD	75	▼	-27.9%	-29
	Other	OT	55	▲	+25.0%	+11
	Impoundment	IM	28	▲	+27.3%	+6
	Admin License	AL	25	▲	+38.9%	+7
	Protective Order	PO	18	↔		-
	Abstract	AJ	8	▲	+100.0%	+4
	Preliminary Protective Order	PP	5	▼	-28.6%	-2
	Show Cause	SC	4	▼	-77.8%	-14
	Counter Claim	CC	2	↔		-
	Interrogatory	IN	2	▲	-	+2
	Motion for Judgment	MJ	1	▲	-	+1
	Total			864	▲	13.5%
Civil Commitments	Emergency Custody Order	EC	7	▲	+16.7%	+1
	Temporary Detention Order	TD	5	▼	-50.0%	-5
	Medical Emergency Temporary Detention Order	MT	0	▼	-100.0%	-1
	Total			12	▼	-29.4%
GRAND TOTAL			5,862	▲	0.5%	+31

Filings by Major Case Category**

Category	Summary	Change	% Change	Absolute Change
Felony	86	▼	-2.3%	-2
Garnishment	192	▲	-2.5%	-5
General Civil	465	▲	+38.0%	+128
Infraction/Civil Violation	3,938	▲	-2.3%	-94
Landlord /Tenant	75	▼	-27.9%	-29
Misdemeanor	915	▲	+3.2%	+28
Other	168	▲	+4.3%	+7
Protective Orders	23	▼	-8.0%	-2

* Compared to same time period as previous year

** Case Type Categories are defined in the 2017 Virginia Judicial Workload Assessment

The data reported reflect the case management system. The case types reported may not necessitate judicial involvement.



CPSS - GCMS CASELOAD STATISTICS OF THE GENERAL DISTRICT COURTS
January 2024 thru October 2024 Filings (Compared to January 2023 thru October 2023)

<i>GRAND TOTAL</i>	5,862	▲	0.5%	+31
---------------------------	--------------	---	------	-----

* Compared to same time period as previous year

** Case Type Categories are defined in the 2017 Virginia Judicial Workload Assessment

The data reported reflect the case management system. The case types reported may not necessitate judicial involvement.

2024 Overall GRAND TOTAL		Distribution of Caseload			Change*		Percentage (%) of Caseload		
14,976	-462	Criminal	2,753	18%	5.0% ▲	+130	Criminal	2023	2024
		Traffic	5,691	38%	-12.6% ▼	-824	Traffic	17.0%	18.4%
2024 		Civil	5,561	37%	4.1% ▲	+220	Civil	42.2%	38.0%
2023 		Civil Commitments	971	6%	1.3% ▲	+12	Civil Commitments	34.6%	37.1%
		GRAND TOTAL	14,976	100%	-3.0% ▼	-462	GRAND TOTAL	6.2%	6.5%
							GRAND TOTAL	100%	100%

Filings by Division & Code

Division	Case Type Description	Code	Summary	Change	% Change	Absolute Change
Criminal	Misdemeanor	M	1,679	▲	+1.8%	+30
	Felony	F	684	▲	+19.4%	+111
	Capias	CA	213	▼	-8.2%	-19
	Show Cause	SC	113	▲	+9.7%	+10
	Civil Violation	CV	63	▼	-3.1%	-2
	Restricted Operators License	RL	1	↔		-
	Total			2,753	▲	5.0%
Traffic	Infraction	I	4,351	▼	-18.5%	-988
	Misdemeanor	M	1,202	▲	+11.7%	+126
	Capias	CA	82	▲	+20.6%	+14
	Felony	F	35	▲	+169.2%	+22
	Show Cause	SC	13	▼	-18.8%	-3
	Restricted Operators License	RL	5	▲	+66.7%	+2
	Civil Violation	CV	3	▲	-	+3
Total			5,691	▼	-12.6%	-824
Civil	Warrant in Debt	WD	2,701	▲	+5.4%	+139
	Garnishment	GA	1,275	▼	-4.6%	-61
	Unlawful Detainer	UD	831	▲	+16.2%	+116
	Admin License	AL	145	▲	+35.5%	+38
	Bond Forfeiture	BF	137	▲	+61.2%	+52
	Other	OT	128	▲	+2.4%	+3
	Show Cause	SC	88	▲	+69.2%	+36
	Impoundment	IM	87	▲	+20.8%	+15
	Abstract	AJ	69	▼	-9.2%	-7
	Preliminary Protective Order	PP	43	▼	-33.8%	-22
	Detinue	DT	20	▼	-78.7%	-74
	Protective Order	PO	18	▼	-33.3%	-9
	Interrogatory	IN	13	▼	-13.3%	-2
	Capias	CA	3	▲	+200.0%	+2
	Counter Claim	CC	1	▼	-66.7%	-2
	Motion for Judgment	MJ	1	↔		-
	Overweight	OC	1	↔		-
	Petition-Restore Arms	PR	0	▼	-100.0%	-2
	Tenants Assertion	TA	0	▼	-100.0%	-2
Total			5,561	▲	4.1%	+220
Civil Commitments	Mental Commitment	MC	566	▼	-3.6%	-21
	Other	OT	151	▲	+29.1%	+34
	Emergency Custody Order	EC	137	▲	+23.4%	+26
	Temporary Detention Order	TD	116	▼	-18.3%	-26
	Medical Emergency Temporary Detention Order	MT	1	↔		-
	Petition	PT	0	▼	-100.0%	-1
Total			971	▲	1.3%	+12
GRAND TOTAL			14,976	▼	-3.0%	-462

* Compared to same time period as previous year

** Case Type Categories are defined in the 2017 Virginia Judicial Workload Assessment

The data reported reflect the case management system. The case types reported may not necessitate judicial involvement.



Filings by Major Case Category**

Category	Summary	Change	% Change	Absolute Change
Felony	719	▲	+22.7%	+133
Garnishment	1,288	▼	-4.7%	-63
General Civil	2,759	▼	+2.5%	+67
Infraction/Civil Violation	4,418	▲	-18.3%	-987
Involuntary Civil Commitments	151	▼	+28.0%	+33
Landlord /Tenant	831	▼	+15.9%	+114
Misdemeanor	2,887	▲	+5.8%	+158
Other	1,862	▲	+6.5%	+114
Protective Orders	61	▼	-33.7%	-31
GRAND TOTAL	14,976	▼	-3.0%	-462

* Compared to same time period as previous year

** Case Type Categories are defined in the 2017 Virginia Judicial Workload Assessment

The data reported reflect the case management system. The case types reported may not necessitate judicial involvement.

2024 Overall GRAND TOTAL		Distribution of Caseload			Change*		Percentage (%) of Caseload		
19,976	+2,402	Criminal	2,773	14%	3.0% ▲	+81	Criminal	2023	2024
		Traffic	12,145	61%	17.8% ▲	+1,837	Traffic	15.3%	13.9%
		Civil	4,966	25%	10.4% ▲	+469	Civil	58.7%	60.8%
		Civil Commitments	92	0%	19.5% ▲	+15	Civil Commitments	25.6%	24.9%
		GRAND TOTAL	19,976	100%	13.7% ▲	+2,402	GRAND TOTAL	0.4%	0.5%
							GRAND TOTAL	100%	100%

Filings by Division & Code

Division	Case Type Description	Code	Summary	Change	% Change	Absolute Change
Criminal	Misdemeanor	M	1,516	▲	+6.8%	+97
	Felony	F	823	▼	-3.6%	-31
	Capias	CA	255	↔		-
	Show Cause	SC	112	▲	+1.8%	+2
	Civil Violation	CV	67	▲	+24.1%	+13
	Total			2,773	▲	3.0%
Traffic	Infraction	I	7,682	▲	+9.1%	+639
	Misdemeanor	M	4,217	▲	+38.0%	+1,161
	Capias	CA	145	▲	+15.1%	+19
	Felony	F	48	▲	+33.3%	+12
	Show Cause	SC	35	▲	+94.4%	+17
	Restricted Operators License	RL	18	▼	-30.8%	-8
	Civil Violation	CV	0	▼	-100.0%	-3
	Total			12,145	▲	17.8%
Civil	Warrant in Debt	WD	2,353	▲	+28.4%	+521
	Garnishment	GA	1,402	▼	-8.2%	-125
	Unlawful Detainer	UD	386	▼	-0.3%	-1
	Other	OT	137	▲	+6.2%	+8
	Show Cause	SC	109	▲	+81.7%	+49
	Preliminary Protective Order	PP	107	▼	-0.9%	-1
	Admin License	AL	105	▲	+25.0%	+21
	Bond Forfeiture	BF	84	▼	-18.4%	-19
	Protective Order	PO	84	↔		-
	Impoundment	IM	56	▲	+3.7%	+2
	Detinue	DT	36	▲	+28.6%	+8
	Interrogatory	IN	35	▲	+105.9%	+18
	Abstract	AJ	30	▼	-6.3%	-2
	Motion for Judgment	MJ	28	▼	-24.3%	-9
	Tenants Assertion	TA	5	▲	+25.0%	+1
	Counter Claim	CC	4	↔		-
	Capias	CA	2	▲	+100.0%	+1
	Petition-Restore Arms	PR	2	▼	-50.0%	-2
	Interrogatory-Not	IC	1	▲	-	+1
	Mechanic's Lien	ML	0	▼	-100.0%	-1
	Third Party Claim	TH	0	▼	-100.0%	-1
Total			4,966	▲	10.4%	+469
Civil Commitments	Temporary Detention Order	TD	67	▲	+34.0%	+17
	Emergency Custody Order	EC	18	▼	-14.3%	-3
	Mental Commitment	MC	6	▲	+50.0%	+2
	Other	OT	1	↔		-
	Petition	PT	0	▼	-100.0%	-1
Total			92	▲	19.5%	+15
GRAND TOTAL			19,976	▲	13.7%	+2,402

* Compared to same time period as previous year

** Case Type Categories are defined in the 2017 Virginia Judicial Workload Assessment

The data reported reflect the case management system. The case types reported may not necessitate judicial involvement.



Filings by Major Case Category**

Category	Summary	Change	% Change	Absolute Change
Felony	871	▲	-2.1%	-19
Garnishment	1,437	▲	-6.9%	-107
General Civil	2,441	▼	+26.8%	+516
Infraction/Civil Violation	7,749	▼	+9.1%	+649
Involuntary Civil Commitments	1	▼	-50.0%	-1
Landlord /Tenant	391	▲		0
Misdemeanor	5,751	▲	+27.8%	+1,250
Other	1,144	▲	+11.2%	+115
Protective Orders	191	▼	-0.5%	-1
GRAND TOTAL	19,976	▲	13.7%	+2,402

* Compared to same time period as previous year

** Case Type Categories are defined in the 2017 Virginia Judicial Workload Assessment

The data reported reflect the case management system. The case types reported may not necessitate judicial involvement.

2024 Overall GRAND TOTAL		Distribution of Caseload			Change*		Percentage (%) of Caseload			
6,278	-2,105	Criminal	822	13%	-5.7%	▼	-50	Criminal	2023: 10.4%	2024: 13.1%
		Traffic	4,362	69%	-34.0%	▼	-2,244	Traffic	78.8%	69.5%
		Civil	1,060	17%	22.7%	▲	+196	Civil	10.3%	16.9%
		Civil Commitments	34	1%	-17.1%	▼	-7	Civil Commitments	0.5%	0.5%
		GRAND TOTAL	6,278	100%	-25.1%	▼	-2,105	GRAND TOTAL	100%	100%

Filings by Division & Code

Division	Case Type Description	Code	Summary	Change	% Change	Absolute Change
Criminal	Misdemeanor	M	493	▼	-2.2%	-11
	Felony	F	164	▼	-21.2%	-44
	Capias	CA	58	▲	+3.6%	+2
	Civil Violation	CV	55	▼	-30.4%	-24
	Show Cause	SC	52	▲	+108.0%	+27
	Total			822	▼	-5.7%
Traffic	Infraction	I	3,552	▼	-36.8%	-2,065
	Misdemeanor	M	755	▼	-19.2%	-179
	Felony	F	27	↔		-
	Capias	CA	19	▲	+5.6%	+1
	Show Cause	SC	7	▼	-12.5%	-1
	Civil Violation	CV	1	▼	-50.0%	-1
	Restricted Operators License	RL	1	▲	-	+1
	Total			4,362	▼	-34.0%
Civil	Warrant in Debt	WD	480	▲	+72.7%	+202
	Garnishment	GA	191	▲	+9.1%	+16
	Unlawful Detainer	UD	147	▼	-14.5%	-25
	Admin License	AL	100	▲	+13.6%	+12
	Other	OT	36	▼	-18.2%	-8
	Preliminary Protective Order	PP	20	▼	-9.1%	-2
	Protective Order	PO	18	▲	+28.6%	+4
	Show Cause	SC	16	▲	+14.3%	+2
	Overweight	OC	14	▲	+7.7%	+1
	Impoundment	IM	13	▲	+8.3%	+1
	Abstract	AJ	9	▲	+125.0%	+5
	Interrogatory	IN	9	▲	+12.5%	+1
	Motion for Judgment	MJ	3	▼	-57.1%	-4
	Tenants Assertion	TA	2	▼	-33.3%	-1
	Capias	CA	1	↔		-
	Detinue	DT	1	▼	-87.5%	-7
	Petition-Restore Arms	PR	0	▼	-100.0%	-1
Total			1,060	▲	22.7%	+196
Civil Commitments	Temporary Detention Order	TD	30	▲	+3.4%	+1
	Emergency Custody Order	EC	3	▼	-75.0%	-9
	Mental Commitment	MC	1	▲	-	+1
	Total			34	▼	-17.1%
GRAND TOTAL			6,278	▼	-25.1%	-2,105

Filings by Major Case Category**

Category	Summary	Change	% Change	Absolute Change
Felony	191	▼	-18.7%	-44
Garnishment	200	▲	+9.3%	+17
General Civil	491	▼	+63.7%	+191
Infraction/Civil Violation	3,622	▼	-36.6%	-2,089
Landlord /Tenant	149	▼	-14.9%	-26
Misdemeanor	1,249	▲	-13.1%	-189

* Compared to same time period as previous year

** Case Type Categories are defined in the 2017 Virginia Judicial Workload Assessment

The data reported reflect the case management system. The case types reported may not necessitate judicial involvement.

CPSS - GCMS CASELOAD STATISTICS OF THE GENERAL DISTRICT COURTS
 January 2024 thru October 2024 Filings (Compared to January 2023 thru October 2023)

King George
 District: 15 FIPS: 099

Other	338	▲	+10.8%	+33
Protective Orders	38	▲	+5.6%	+2
GRAND TOTAL	6,278	▼	-25.1%	-2,105

* Compared to same time period as previous year

** Case Type Categories are defined in the 2017 Virginia Judicial Workload Assessment

The data reported reflect the case management system. The case types reported may not necessitate judicial involvement.

2024 Overall GRAND TOTAL		Distribution of Caseload			Change*		Percentage (%) of Caseload		
2,413	-273	Criminal	486	20%	2.7% ▲	+13	Criminal	2023 17.6%	2024 20.1%
2024		Traffic	1,273	53%	-21.8% ▼	-354	Traffic	60.6%	52.8%
2023		Civil	604	25%	16.2% ▲	+84	Civil	19.4%	25.0%
		Civil Commitments	50	2%	-24.2% ▼	-16	Civil Commitments	2.5%	2.1%
		GRAND TOTAL	2,413	100%	-10.2% ▼	-273	GRAND TOTAL	100%	100%

Filings by Division & Code

Division	Case Type Description	Code	Summary	Change	% Change	Absolute Change
Criminal	Misdemeanor	M	369	▲	+6.3%	+22
	Felony	F	65	↔		-
	Capias	CA	28	▲	+16.7%	+4
	Show Cause	SC	14	▼	-51.7%	-15
	Civil Violation	CV	10	▲	+25.0%	+2
	Total			486	▲	2.7%
Traffic	Infraction	I	1,051	▼	-23.2%	-318
	Misdemeanor	M	203	▼	-12.9%	-30
	Show Cause	SC	8	↔		-
	Felony	F	7	▲	+40.0%	+2
	Capias	CA	3	▼	-72.7%	-8
	Restricted Operators License	RL	1	↔		-
	Total			1,273	▼	-21.8%
Civil	Warrant in Debt	WD	290	▲	+34.3%	+74
	Garnishment	GA	116	▲	+0.9%	+1
	Other	OT	49	▲	+19.5%	+8
	Unlawful Detainer	UD	45	▼	-19.6%	-11
	Detinue	DT	30	▲	+172.7%	+19
	Admin License	AL	28	▼	-9.7%	-3
	Preliminary Protective Order	PP	24	▼	-7.7%	-2
	Interrogatory	IN	7	▲	+40.0%	+2
	Impoundment	IM	6	▲	+100.0%	+3
	Abstract	AJ	3	▲	+50.0%	+1
	Show Cause	SC	3	▼	-62.5%	-5
	Tenants Assertion	TA	2	↔		-
	Capias	CA	1	▲	-	+1
	Overweight	OC	0	▼	-100.0%	-1
	Protective Order	PO	0	▼	-100.0%	-3
Total			604	▲	16.2%	+84
Civil Commitments	Mental Commitment	MC	26	▼	-29.7%	-11
	Temporary Detention Order	TD	15	↔		-
	Emergency Custody Order	EC	5	▼	-37.5%	-3
	Other	OT	4	▼	-33.3%	-2
Total			50	▼	-24.2%	-16
GRAND TOTAL			2,413	▼	-10.2%	-273

Filings by Major Case Category**

Category	Summary	Change	% Change	Absolute Change
Felony	72	▲	+2.9%	+2
Garnishment	123	▲	+2.5%	+3
General Civil	328	▲	+41.4%	+96
Infraction/Civil Violation	1,061	▼	-23.0%	-317
Involuntary Civil Commitments	4	▼	-33.3%	-2
Landlord /Tenant	47	▼	-19.0%	-11
Misdemeanor	573	▼	-1.4%	-8
Other	181	▲	-14.6%	-31

* Compared to same time period as previous year

** Case Type Categories are defined in the 2017 Virginia Judicial Workload Assessment

The data reported reflect the case management system. The case types reported may not necessitate judicial involvement.

CPSS - GCMS CASELOAD STATISTICS OF THE GENERAL DISTRICT COURTS
 January 2024 thru October 2024 Filings (Compared to January 2023 thru October 2023)

Lancaster

District: 15 FIPS: 103

Protective Orders	24	▼	-17.2%	-5
GRAND TOTAL	2,413	▼	-10.2%	-273

* Compared to same time period as previous year

** Case Type Categories are defined in the 2017 Virginia Judicial Workload Assessment

The data reported reflect the case management system. The case types reported may not necessitate judicial involvement.

2024 Overall GRAND TOTAL		Distribution of Caseload			Change*		Percentage (%) of Caseload		
1,412	-615	Criminal	289	20%	-40.9% ▼	-200	Criminal	2023	2024
		Traffic	733	52%	-38.7% ▼	-462	Traffic	24.1%	20.5%
		Civil	378	27%	12.5% ▲	+42	Civil	59.0%	51.9%
		Civil Commitments	12	1%	71.4% ▲	+5	Civil Commitments	16.6%	26.8%
		GRAND TOTAL	1,412	100%	-30.3% ▼	-615	GRAND TOTAL	0.3%	0.8%
							GRAND TOTAL	100%	100%

Filings by Division & Code

Division	Case Type Description	Code	Summary	Change	% Change	Absolute Change
Criminal	Misdemeanor	M	194	▼	-39.0%	-124
	Felony	F	56	▼	-58.2%	-78
	Civil Violation	CV	15	▲	+7.1%	+1
	Show Cause	SC	14	▲	+40.0%	+4
	Capias	CA	9	▼	-25.0%	-3
	Motion	MO	1	↔		-
	Total			289	▼	-40.9%
Traffic	Infraction	I	529	▼	-44.5%	-424
	Misdemeanor	M	190	▼	-18.8%	-44
	Show Cause	SC	9	▲	+200.0%	+6
	Felony	F	3	↔		-
	Capias	CA	2	▲	-	+2
	Restricted Operators License	RL	0	▼	-100.0%	-2
	Total			733	▼	-38.7%
Civil	Warrant in Debt	WD	195	▲	+38.3%	+54
	Garnishment	GA	74	▼	-5.1%	-4
	Other	OT	30	▼	+20.0%	+5
	Unlawful Detainer	UD	28	▼	-12.5%	-4
	Protective Order	PO	13	▲	+333.3%	+10
	Preliminary Protective Order	PP	12	▲	+100.0%	+6
	Admin License	AL	10	▼	-41.2%	-7
	Detinue	DT	4	▲	+100.0%	+2
	Abstract	AJ	3	▼	-25.0%	-1
	Interrogatory	IN	3	▼	-57.1%	-4
	Impoundment	IM	2	▼	-71.4%	-5
	Bond Forfeiture	BF	1	▼	-80.0%	-4
	Motion for Judgment	MJ	1	↔		-
	Show Cause	SC	1	▼	-85.7%	-6
	Tenants Assertion	TA	1	↔		-
Total			378	▲	12.5%	+42
Civil Commitments	Temporary Detention Order	TD	10	▲	+66.7%	+4
	Emergency Custody Order	EC	2	▲	+100.0%	+1
	Total			12	▲	71.4%
GRAND TOTAL			1,412	▼	-30.3%	-615

Filings by Major Case Category**

Category	Summary	Change	% Change	Absolute Change
Felony	59	▼	-56.9%	-78
Garnishment	77	▼	-9.4%	-8
General Civil	200	▲	+35.1%	+52
Infraction/Civil Violation	544	▼	-43.7%	-423
Landlord /Tenant	29	▼	-12.1%	-4
Misdemeanor	384	▼	-30.7%	-170
Other	94	▲		0
Protective Orders	25	▲	+177.8%	+16

* Compared to same time period as previous year

** Case Type Categories are defined in the 2017 Virginia Judicial Workload Assessment



The data reported reflect the case management system. The case types reported may not necessitate judicial involvement.

CPSS - GCMS CASELOAD STATISTICS OF THE GENERAL DISTRICT COURTS
January 2024 thru October 2024 Filings (Compared to January 2023 thru October 2023)

Northumberland
District: 15 FIPS: 133

<i>GRAND TOTAL</i>	1,412	▼	-30.3%	-615
---------------------------	--------------	---	--------	------

* Compared to same time period as previous year ** Case Type Categories are defined in the 2017 Virginia Judicial Workload Assessment
The data reported reflect the case management system. The case types reported may not necessitate judicial involvement.

2024 Overall GRAND TOTAL		Distribution of Caseload			Change*		Percentage (%) of Caseload		
2,722	-203	Criminal	319	12%	40.5% ▲	+92	Criminal	2023 7.8%	2024 11.7%
		Traffic	1,142	42%	-27.5% ▼	-433	Traffic	53.8%	42.0%
		Civil	1,255	46%	12.6% ▲	+140	Civil	38.1%	46.1%
		Civil Commitments	6	0%	-25.0% ▼	-2	Civil Commitments	0.3%	0.2%
		GRAND TOTAL	2,722	100%	-6.9% ▼	-203	GRAND TOTAL	100%	100%

Filings by Division & Code

Division	Case Type Description	Code	Summary	Change	% Change	Absolute Change
Criminal	Misdemeanor	M	188	▲	+44.6%	+58
	Felony	F	92	▲	+119.0%	+50
	Capias	CA	19	▼	-29.6%	-8
	Show Cause	SC	12	▼	-33.3%	-6
	Civil Violation	CV	6	▼	-40.0%	-4
	Restricted Operators License	RL	2	▲	-	+2
	Total			319	▲	40.5%
Traffic	Infraction	I	980	▼	-27.9%	-379
	Misdemeanor	M	159	▼	-24.6%	-52
	Felony	F	2	↔	-	-
	Restricted Operators License	RL	1	▲	-	+1
	Capias	CA	0	▼	-100.0%	-1
	Civil Violation	CV	0	▼	-100.0%	-1
	Show Cause	SC	0	▼	-100.0%	-1
Total			1,142	▼	-27.5%	-433
Civil	Warrant in Debt	WD	1,113	▲	+14.6%	+142
	Garnishment	GA	57	▼	-5.0%	-3
	Unlawful Detainer	UD	30	▼	-14.3%	-5
	Other	OT	17	▼	-10.5%	-2
	Admin License	AL	16	▲	+14.3%	+2
	Preliminary Protective Order	PP	6	↔	-	-
	Detinue	DT	5	▲	-	+5
	Counter Claim	CC	3	▲	-	+3
	Show Cause	SC	3	▲	+200.0%	+2
	Abstract	AJ	2	▲	-	+2
	Impoundment	IM	1	▼	-80.0%	-4
	Interrogatory	IN	1	▼	-50.0%	-1
	Motion for Judgment	MJ	1	▲	-	+1
	Protective Order	PO	0	▼	-100.0%	-1
Restricted Operators License	RL	0	▼	-100.0%	-1	
Total			1,255	▲	12.6%	+140
Civil Commitments	Temporary Detention Order	TD	6	▼	-14.3%	-1
	Emergency Custody Order	EC	0	▼	-100.0%	-1
Total			6	▼	-25.0%	-2
GRAND TOTAL			2,722	▼	-6.9%	-203

Filings by Major Case Category**

Category	Summary	Change	% Change	Absolute Change
Felony	94	▲	+113.6%	+50
Garnishment	58	▼	-6.5%	-4
General Civil	1,122	▲	+14.7%	+144
Infraction/Civil Violation	986	▼	-28.0%	-384
Landlord /Tenant	30	▼	-14.3%	-5
Misdemeanor	350	▲	+2.3%	+8
Other	76	▲	-12.6%	-11
Protective Orders	6	▼	-14.3%	-1

* Compared to same time period as previous year

** Case Type Categories are defined in the 2017 Virginia Judicial Workload Assessment

The data reported reflect the case management system. The case types reported may not necessitate judicial involvement.

GRAND TOTAL

2,722



-6.9%

-203

* Compared to same time period as previous year

** Case Type Categories are defined in the 2017 Virginia Judicial Workload Assessment

The data reported reflect the case management system. The case types reported may not necessitate judicial involvement.

2024 Overall GRAND TOTAL		Distribution of Caseload			Change*		Percentage (%) of Caseload		
24,649	+3,509	Criminal	3,437	14%	2.3% ▲	+78	Criminal	2023	2024
		Traffic	12,591	51%	24.6% ▲	+2,487	Traffic	15.9%	13.9%
2024		Civil	8,298	34%	13.9% ▲	+1,010	Civil	47.8%	51.1%
2023		Civil Commitments	323	1%	-17.0% ▼	-66	Civil Commitments	34.5%	33.7%
		GRAND TOTAL	24,649	100%	16.6% ▲	+3,509	GRAND TOTAL	1.8%	1.3%
							GRAND TOTAL	100%	100%

Filings by Division & Code

Division	Case Type Description	Code	Summary	Change	% Change	Absolute Change
Criminal	Misdemeanor	M	2,218	▲	+13.4%	+262
	Felony	F	813	▼	-15.4%	-148
	Capias	CA	266	▼	-11.9%	-36
	Civil Violation	CV	87	▼	-7.4%	-7
	Show Cause	SC	53	▲	+15.2%	+7
	Total			3,437	▲	2.3%
Traffic	Infraction	I	9,749	▲	+25.5%	+1,982
	Misdemeanor	M	2,759	▲	+22.6%	+508
	Capias	CA	57	▲	+39.0%	+16
	Felony	F	19	▼	-40.6%	-13
	Show Cause	SC	5	▼	-54.5%	-6
	Civil Violation	CV	2	↔		-
	Total			12,591	▲	24.6%
Civil	Warrant in Debt	WD	4,295	▲	+28.6%	+954
	Garnishment	GA	1,845	▲	+0.4%	+7
	Unlawful Detainer	UD	1,034	▼	-4.4%	-48
	Other	OT	222	▲	+79.0%	+98
	Preliminary Protective Order	PP	175	▲	+9.4%	+15
	Protective Order	PO	140	▲	+8.5%	+11
	Admin License	AL	136	▼	-8.7%	-13
	Show Cause	SC	105	▲	+31.3%	+25
	Interrogatory	IN	94	▲	+56.7%	+34
	Detinue	DT	59	▼	-30.6%	-26
	Impoundment	IM	57	▼	-19.7%	-14
	Abstract	AJ	54	▼	-30.8%	-24
	Motion for Judgment	MJ	42	▼	-26.3%	-15
	Counter Claim	CC	12	▲	+71.4%	+5
	Capias	CA	11	▲	+266.7%	+8
	Bond Forfeiture	BF	9	▲	+28.6%	+2
	Petition-Restore Arms	PR	4	▼	-20.0%	-1
	Tenants Assertion	TA	3	▼	-50.0%	-3
	Overweight	OC	1	▼	-50.0%	-1
	Cross Claim	CR	0	▼	-100.0%	-1
	Restricted Operators License	RL	0	▼	-100.0%	-1
	Third Party Claim	TH	0	▼	-100.0%	-2
Total			8,298	▲	13.9%	+1,010
Civil Commitments	Temporary Detention Order	TD	198	▼	-13.5%	-31
	Emergency Custody Order	EC	76	▼	-19.1%	-18
	Mental Commitment	MC	44	▼	-22.8%	-13
	Other	OT	4	▼	-55.6%	-5
	Medical Emergency Custody Order	ME	1	▲	-	+1
	Total			323	▼	-17.0%
GRAND TOTAL			24,649	▲	16.6%	+3,509

* Compared to same time period as previous year

** Case Type Categories are defined in the 2017 Virginia Judicial Workload Assessment

The data reported reflect the case management system. The case types reported may not necessitate judicial involvement.


Filings by Major Case Category**

Category	Summary	Change	% Change	Absolute Change
Felony	832	▼	-16.2%	-161
Garnishment	1,939	▲	+2.2%	+41
General Civil	4,425	▲	+26.8%	+935
Infraction/Civil Violation	9,839	▼	+25.1%	+1,974
Involuntary Civil Commitments	4	▼	-55.6%	-5
Landlord /Tenant	1,037	▼	-4.7%	-51
Misdemeanor	4,977	▼	+18.3%	+769
Other	1,281	▲	-1.5%	-19
Protective Orders	315	▲	+9.0%	+26
GRAND TOTAL	24,649	▲	16.6%	+3,509

* Compared to same time period as previous year

** Case Type Categories are defined in the 2017 Virginia Judicial Workload Assessment

The data reported reflect the case management system. The case types reported may not necessitate judicial involvement.

2024 Overall GRAND TOTAL		Distribution of Caseload			Change*		Percentage (%) of Caseload		
25,356	+3,561	Criminal	4,851	19%	-0.6% ▼	-29	Criminal	2023	2024
		Traffic	12,441	49%	21.2% ▲	+2,176	Traffic	47.1%	49.1%
2024		Civil	7,860	31%	21.2% ▲	+1,374	Civil	29.8%	31.0%
2023		Civil Commitments	204	1%	24.4% ▲	+40	Civil Commitments	0.8%	0.8%
		GRAND TOTAL	25,356	100%	16.3% ▲	+3,561	GRAND TOTAL	100%	100%

Filings by Division & Code

Division	Case Type Description	Code	Summary	Change	% Change	Absolute Change
Criminal	Misdemeanor	M	2,726	▲	+4.1%	+107
	Felony	F	1,306	▼	-16.2%	-253
	Capias	CA	554	▲	+17.4%	+82
	Civil Violation	CV	144	▲	+21.0%	+25
	Show Cause	SC	121	▲	+9.0%	+10
	Total			4,851	▼	-0.6%
Traffic	Infraction	I	9,349	▲	+21.4%	+1,650
	Misdemeanor	M	2,877	▲	+22.4%	+527
	Felony	F	104	▼	-1.9%	-2
	Capias	CA	75	▲	+11.9%	+8
	Civil Violation	CV	27	▼	-20.6%	-7
	Show Cause	SC	9	↔		-
Total			12,441	▲	21.2%	+2,176
Civil	Warrant in Debt	WD	3,489	▲	+36.3%	+929
	Garnishment	GA	1,844	▲	+20.8%	+317
	Unlawful Detainer	UD	1,109	▲	+10.5%	+105
	Admin License	AL	272	▼	-1.1%	-3
	Impoundment	IM	237	▲	+7.2%	+16
	Other	OT	209	▼	-3.7%	-8
	Show Cause	SC	192	▼	-5.0%	-10
	Preliminary Protective Order	PP	139	▲	+7.8%	+10
	Interrogatory	IN	91	▼	-10.8%	-11
	Abstract	AJ	67	▼	-38.0%	-41
	Bond Forfeiture	BF	61	▲	+79.4%	+27
	Motion for Judgment	MJ	52	▲	+18.2%	+8
	Protective Order	PO	36	▲	+12.5%	+4
	Zoning Violation	ZO	21	▲	-	+21
	Tenants Assertion	TA	14	▲	+55.6%	+5
	Detinue	DT	13	↔		-
	Capias	CA	6	▲	+50.0%	+2
	Counter Claim	CC	2	▼	-60.0%	-3
	Overweight	OC	2	▲	-	+2
	Restricted Operators License	RL	2	▲	-	+2
	Attachment	AT	1	▲	-	+1
Petition-Restore Arms	PR	1	▲	-	+1	
Total			7,860	▲	21.2%	+1,374
Civil Commitments	Temporary Detention Order	TD	128	▲	+58.0%	+47
	Emergency Custody Order	EC	75	▼	-8.5%	-7
	Mental Commitment	MC	1	▲	-	+1
	Medical Emergency Temporary Detention Order	MT	0	▼	-100.0%	-1
Total			204	▲	24.4%	+40
GRAND TOTAL			25,356	▲	16.3%	+3,561

* Compared to same time period as previous year

** Case Type Categories are defined in the 2017 Virginia Judicial Workload Assessment

The data reported reflect the case management system. The case types reported may not necessitate judicial involvement.



Filings by Major Case Category**

Category	Summary	Change	% Change	Absolute Change
Felony	1,410	▼	-15.3%	-255
Garnishment	1,935	▲	+18.8%	+306
General Civil	3,608	▲	+35.1%	+938
Infraction/Civil Violation	9,522	▲	+21.3%	+1,670
Landlord /Tenant	1,123	▲	+10.9%	+110
Misdemeanor	5,626	▲	+13.2%	+657
Other	1,957	▲	+6.6%	+121
Protective Orders	175	▲	+8.7%	+14
GRAND TOTAL	25,356	▲	16.3%	+3,561

* Compared to same time period as previous year

** Case Type Categories are defined in the 2017 Virginia Judicial Workload Assessment

The data reported reflect the case management system. The case types reported may not necessitate judicial involvement.

2024 Overall GRAND TOTAL		Distribution of Caseload			Change*		Percentage (%) of Caseload		
4,437	-30	Criminal	571	13%	11.1% ▲	+57	Criminal	2023	2024
		Traffic	2,918	66%	-10.8% ▼	-353	Traffic	11.5%	12.9%
		Civil	906	20%	39.2% ▲	+255	Civil	73.2%	65.8%
		Civil Commitments	42	1%	35.5% ▲	+11	Civil Commitments	14.6%	20.4%
		GRAND TOTAL	4,437	100%	-0.7% ▼	-30	GRAND TOTAL	0.7%	0.9%
							GRAND TOTAL	100%	100%

Filings by Division & Code

Division	Case Type Description	Code	Summary	Change	% Change	Absolute Change
Criminal	Misdemeanor	M	412	▲	+16.1%	+57
	Felony	F	119	▲	+7.2%	+8
	Capias	CA	24	▲	+4.3%	+1
	Show Cause	SC	9	▼	-18.2%	-2
	Civil Violation	CV	7	▼	-50.0%	-7
	Total			571	▲	11.1%
Traffic	Infraction	I	2,354	▼	-15.3%	-426
	Misdemeanor	M	504	▲	+22.0%	+91
	Capias	CA	26	▼	-13.3%	-4
	Felony	F	13	▲	+30.0%	+3
	Show Cause	SC	13	▼	-58.1%	-18
	Civil Violation	CV	8	▲	+14.3%	+1
	Total			2,918	▼	-10.8%
Civil	Warrant in Debt	WD	494	▲	+119.6%	+269
	Garnishment	GA	143	▼	-13.9%	-23
	Unlawful Detainer	UD	91	▲	+9.6%	+8
	Impoundment	IM	49	▼	-31.0%	-22
	Other	OT	49	▲	+4.3%	+2
	Admin License	AL	42	▲	+40.0%	+12
	Protective Order	PO	20	▲	+66.7%	+8
	Preliminary Protective Order	PP	7	▲	+75.0%	+3
	Interrogatory	IN	4	▲	+300.0%	+3
	Show Cause	SC	3	▲	-	+3
	Detinue	DT	2	▼	-33.3%	-1
	Abstract	AJ	1	▼	-83.3%	-5
	Tenants Assertion	TA	1	▲	-	+1
	Counter Claim	CC	0	▼	-100.0%	-1
	Motion for Judgment	MJ	0	▼	-100.0%	-2
	Total			906	▲	39.2%
Civil Commitments	Temporary Detention Order	TD	38	▲	+40.7%	+11
	Emergency Custody Order	EC	4	↔	-	-
	Total		42	▲	35.5%	+11
GRAND TOTAL			4,437	▼	-0.7%	-30

Filings by Major Case Category**

Category	Summary	Change	% Change	Absolute Change
Felony	132	▲	+9.1%	+11
Garnishment	147	▲	-12.0%	-20
General Civil	507	▲	+113.0%	+269
Infraction/Civil Violation	2,369	▼	-15.4%	-432
Landlord /Tenant	92	▲	+10.8%	+9
Misdemeanor	916	▲	+19.3%	+148
Other	247	▲	-9.5%	-26
Protective Orders	27	▲	+68.8%	+11
GRAND TOTAL	4,437	▼	-0.7%	-30

* Compared to same time period as previous year

** Case Type Categories are defined in the 2017 Virginia Judicial Workload Assessment

The data reported reflect the case management system. The case types reported may not necessitate judicial involvement.

* Compared to same time period as previous year

** Case Type Categories are defined in the 2017 Virginia Judicial Workload Assessment

The data reported reflect the case management system. The case types reported may not necessitate judicial involvement.

2024 Overall GRAND TOTAL		Distribution of Caseload			Change*		Percentage (%) of Caseload		
15,124	-1,379	Criminal	2,169	14%	9.3% ▲	+184	Criminal	2023	2024
		Traffic	7,527	50%	-21.0% ▼	-2,000	Traffic	12.0%	14.3%
2024		Civil	5,229	35%	9.4% ▲	+451	Civil	57.7%	49.8%
2023		Civil Commitments	199	1%	-6.6% ▼	-14	Civil Commitments	29.0%	34.6%
		GRAND TOTAL	15,124	100%	-8.4% ▼	-1,379	GRAND TOTAL	100%	100%

Filings by Division & Code

Division	Case Type Description	Code	Summary	Change	% Change	Absolute Change
Criminal	Misdemeanor	M	1,197	▲	+8.4%	+93
	Felony	F	467	▲	+8.4%	+36
	Capias	CA	222	▼	-1.3%	-3
	Show Cause	SC	211	▲	+11.6%	+22
	Civil Violation	CV	71	▲	+97.2%	+35
	Restricted Operators License	RL	1	▲	-	+1
	Total			2,169	▲	9.3%
Traffic	Infraction	I	5,938	▼	-22.6%	-1,729
	Misdemeanor	M	1,439	▼	-16.4%	-282
	Show Cause	SC	64	▲	+100.0%	+32
	Capias	CA	55	▼	-23.6%	-17
	Felony	F	27	▼	-20.6%	-7
	Civil Violation	CV	4	▲	+300.0%	+3
	Total			7,527	▼	-21.0%
Civil	Warrant in Debt	WD	1,966	▲	+20.1%	+329
	Garnishment	GA	1,346	▲	+31.7%	+324
	Unlawful Detainer	UD	1,003	▼	-8.8%	-97
	Other	OT	226	▲	-3.4%	-8
	Detinue	DT	177	▼	-23.0%	-53
	Protective Order	PO	114	▲	+0.9%	+1
	Preliminary Protective Order	PP	113	▼	-16.3%	-22
	Admin License	AL	70	▲	+1.4%	+1
	Interrogatory	IN	65	▼	-11.0%	-8
	Abstract	AJ	52	▲	+85.7%	+24
	Show Cause	SC	35	▼	-41.7%	-25
	Impoundment	IM	16	▼	-44.8%	-13
	Motion for Judgment	MJ	16	▲	+33.3%	+4
	Counter Claim	CC	10	▼	-41.2%	-7
	Overweight	OC	5	▲	-	+5
	Tenants Assertion	TA	5	▼	-16.7%	-1
	Zoning Violation	ZO	5	▼	-37.5%	-3
	Bond Forfeiture	BF	2	↔	-	-
	Distress Seizure	DS	1	▲	-	+1
	Petition to Require Blood Test	BT	1	▲	-	+1
	Petition-Restore Arms	PR	1	↔	-	-
	Capias	CA	0	▼	-100.0%	-2
	Total			5,229	▲	9.4%
Civil Commitments	Temporary Detention Order	TD	127	▼	-14.2%	-21
	Emergency Custody Order	EC	71	▲	+9.2%	+6
	Mental Commitment	MC	1	▲	-	+1
	Total			199	▼	-6.6%
GRAND TOTAL			15,124	▼	-8.4%	-1,379

* Compared to same time period as previous year

** Case Type Categories are defined in the 2017 Virginia Judicial Workload Assessment

The data reported reflect the case management system. The case types reported may not necessitate judicial involvement.



Filings by Major Case Category**

Category	Summary	Change	% Change	Absolute Change
Felony	494	▼	+6.2%	+29
Garnishment	1,411	▲	+28.9%	+316
General Civil	2,237	▲	+14.9%	+290
Infraction/Civil Violation	6,018	▲	-21.9%	-1,686
Landlord /Tenant	1,008	▼	-8.9%	-98
Misdemeanor	2,642	▲	-6.7%	-191
Other	1,087	▲	-1.6%	-18
Protective Orders	227	▼	-8.5%	-21
GRAND TOTAL	15,124	▼	-8.4%	-1,379

* Compared to same time period as previous year

** Case Type Categories are defined in the 2017 Virginia Judicial Workload Assessment

The data reported reflect the case management system. The case types reported may not necessitate judicial involvement.

2024 Overall GRAND TOTAL		Distribution of Caseload			Change*		Percentage (%) of Caseload		
6,371	-445	Criminal	1,366	21%	-3.9% ▼	-55	Criminal	20.8%	21.4%
		Traffic	2,236	35%	-20.6% ▼	-580	Traffic	41.3%	35.1%
2024 		Civil	2,069	32%	10.0% ▲	+188	Civil	27.6%	32.5%
2023 		Civil Commitments	700	11%	0.3% ▲	+2	Civil Commitments	10.2%	11.0%
		GRAND TOTAL	6,371	100%	-6.5% ▼	-445	GRAND TOTAL	100%	100%

Filings by Division & Code

Division	Case Type Description	Code	Summary	Change	% Change	Absolute Change
Criminal	Misdemeanor	M	818	▼	-0.5%	-4
	Felony	F	228	▼	-24.0%	-72
	Capias	CA	164	▲	+5.1%	+8
	Show Cause	SC	129	▲	+26.5%	+27
	Civil Violation	CV	27	▼	-34.1%	-14
	Total			1,366	▼	-3.9%
Traffic	Infraction	I	1,801	▼	-22.7%	-530
	Misdemeanor	M	386	▼	-15.0%	-68
	Show Cause	SC	23	▲	+53.3%	+8
	Capias	CA	22	▲	+69.2%	+9
	Felony	F	4	▲	+300.0%	+3
	Civil Violation	CV	0	▼	-100.0%	-1
	Other	O	0	▼	-100.0%	-1
	Total			2,236	▼	-20.6%
Civil	Warrant in Debt	WD	912	▲	+34.1%	+232
	Garnishment	GA	390	▼	-6.5%	-27
	Unlawful Detainer	UD	297	▲	+10.8%	+29
	Other	OT	200	▼	+2.6%	+5
	Preliminary Protective Order	PP	78	▼	-17.0%	-16
	Protective Order	PO	68	▼	-19.0%	-16
	Admin License	AL	40	▼	-28.6%	-16
	Interrogatory	IN	22	▲	+22.2%	+4
	Abstract	AJ	18	▲	+1,700.0%	+17
	Show Cause	SC	12	▼	-42.9%	-9
	Motion for Judgment	MJ	11	↔		-
	Impoundment	IM	9	▼	-30.8%	-4
	Tenants Assertion	TA	6	▲	+200.0%	+4
	Detinue	DT	5	▼	-68.8%	-11
	Counter Claim	CC	1	▼	-50.0%	-1
	Bond Forfeiture	BF	0	▼	-100.0%	-1
	Petition-Restore Arms	PR	0	▼	-100.0%	-1
	Zoning Violation	ZO	0	▼	-100.0%	-1
Total			2,069	▲	10.0%	+188
Civil Commitments	Mental Commitment	MC	296	▲	+41.0%	+86
	Temporary Detention Order	TD	171	▼	-24.7%	-56
	Emergency Custody Order	EC	139	▼	-16.8%	-28
	Other	OT	91	↔		-
	Medical Emergency Temporary Detention Order	MT	3	▲	+200.0%	+2
	Medical Emergency Custody Order	ME	0	▼	-100.0%	-2
Total			700	▲	0.3%	+2
GRAND TOTAL			6,371	▼	-6.5%	-445

Filings by Major Case Category**

Category	Summary	Change	% Change	Absolute Change
Felony	232	▲	-22.9%	-69
Garnishment	412	▲	-5.3%	-23
General Civil	975	▼	+27.5%	+210

* Compared to same time period as previous year

** Case Type Categories are defined in the 2017 Virginia Judicial Workload Assessment

The data reported reflect the case management system. The case types reported may not necessitate judicial involvement.

CPSS - GCMS CASELOAD STATISTICS OF THE GENERAL DISTRICT COURTS
 January 2024 thru October 2024 Filings (Compared to January 2023 thru October 2023)

Infraction/Civil Violation	1,828	▼	-23.0%	-546
Involuntary Civil Commitments	91	↔		0
Landlord /Tenant	303	▲	+12.2%	+33
Misdemeanor	1,204	▼	-5.7%	-73
Other	1,180	▲	+4.9%	+55
Protective Orders	146	▼	-18.0%	-32
GRAND TOTAL	6,371	▼	-6.5%	-445

* Compared to same time period as previous year

** Case Type Categories are defined in the 2017 Virginia Judicial Workload Assessment

The data reported reflect the case management system. The case types reported may not necessitate judicial involvement.

2024 Overall GRAND TOTAL		Distribution of Caseload			Change*		Percentage (%) of Caseload		
10,936	+1,186	Criminal	1,324	12%	-20.2% ▼	-336	Criminal	2023: 17.0%	2024: 12.1%
		Traffic	6,780	62%	15.4% ▲	+907	Traffic	60.2%	62.0%
2024		Civil	2,771	25%	30.2% ▲	+643	Civil	21.8%	25.3%
2023		Civil Commitments	61	1%	-31.5% ▼	-28	Civil Commitments	0.9%	0.6%
GRAND TOTAL 10,936				100%	12.2% ▲	+1,186	GRAND TOTAL	100%	100%

Filings by Division & Code

Division	Case Type Description	Code	Summary	Change	% Change	Absolute Change
Criminal	Misdemeanor	M	701	▼	-15.9%	-133
	Felony	F	349	▼	-26.4%	-125
	Capias	CA	124	▼	-15.1%	-22
	Show Cause	SC	122	▼	-24.2%	-39
	Civil Violation	CV	28	▼	-37.8%	-17
	Total			1,324	▼	-20.2%
Traffic	Infraction	I	4,430	▲	+15.4%	+590
	Misdemeanor	M	1,895	▲	+15.4%	+253
	Show Cause	SC	200	▲	+5.8%	+11
	Capias	CA	173	▲	+21.0%	+30
	Felony	F	51	▲	+50.0%	+17
	Civil Violation	CV	28	▲	+47.4%	+9
	Restricted Operators License	RL	3	▼	-50.0%	-3
	Total			6,780	▲	15.4%
Civil	Warrant in Debt	WD	1,350	▲	+61.5%	+514
	Garnishment	GA	685	▲	+9.6%	+60
	Unlawful Detainer	UD	288	▲	+4.7%	+13
	Other	OT	84	▲	+55.6%	+30
	Admin License	AL	58	↔	-	-
	Preliminary Protective Order	PP	54	▲	+38.5%	+15
	Impoundment	IM	53	▲	+10.4%	+5
	Protective Order	PO	45	▲	+55.2%	+16
	Detinue	DT	43	▼	-32.8%	-21
	Show Cause	SC	29	▲	+11.5%	+3
	Abstract	AJ	24	↔	-	-
	Interrogatory	IN	24	▲	+9.1%	+2
	Bond Forfeiture	BF	19	▲	+18.8%	+3
	Overweight	OC	7	▲	-	+7
	Motion for Judgment	MJ	3	▼	-40.0%	-2
	Petition-Restore Arms	PR	2	▲	+100.0%	+1
	Capias	CA	1	▼	-66.7%	-2
	Restricted Operators License	RL	1	▲	-	+1
	Zoning Violation	ZO	1	▲	-	+1
	Counter Claim	CC	0	▼	-100.0%	-2
	Petition to Require Blood Test	BT	0	▼	-100.0%	-1
Total			2,771	▲	30.2%	+643
Civil Commitments	Temporary Detention Order	TD	46	▼	-32.4%	-22
	Emergency Custody Order	EC	15	▼	-21.1%	-4
	Medical Emergency Temporary Detention Order	MT	0	▼	-100.0%	-1
	Mental Commitment	MC	0	▼	-100.0%	-1
	Total			61	▼	-31.5%
GRAND TOTAL			10,936	▲	12.2%	+1,186

* Compared to same time period as previous year

** Case Type Categories are defined in the 2017 Virginia Judicial Workload Assessment

The data reported reflect the case management system. The case types reported may not necessitate judicial involvement.



Filings by Major Case Category**

Category	Summary	Change	% Change	Absolute Change
Felony	400	▲	-21.3%	-108
Garnishment	709	▲	+9.6%	+62
General Civil	1,416	▲	+53.9%	+496
Infraction/Civil Violation	4,493	▲	+15.1%	+589
Landlord /Tenant	288	▲	+4.7%	+13
Misdemeanor	2,601	▲	+4.8%	+119
Other	930	▼	-1.7%	-16
Protective Orders	99	▲	+45.6%	+31
GRAND TOTAL	10,936	▲	12.2%	+1,186

* Compared to same time period as previous year

** Case Type Categories are defined in the 2017 Virginia Judicial Workload Assessment

The data reported reflect the case management system. The case types reported may not necessitate judicial involvement.

2024 Overall GRAND TOTAL		Distribution of Caseload			Change*		Percentage (%) of Caseload			
3,291	-1,037	Criminal	378	11%	-5.5%	▼	-22	Criminal	2023 9.2%	2024 11.5%
		Traffic	2,042	62%	-35.7%	▼	-1,133	Traffic	73.4%	62.0%
		Civil	832	25%	19.9%	▲	+138	Civil	16.0%	25.3%
		Civil Commitments	39	1%	-33.9%	▼	-20	Civil Commitments	1.4%	1.2%
		GRAND TOTAL	3,291	100%	-24.0%	▼	-1,037	GRAND TOTAL	100%	100%

Filings by Division & Code

Division	Case Type Description	Code	Summary	Change	% Change	Absolute Change
Criminal	Misdemeanor	M	211	▲	+7.7%	+15
	Felony	F	71	▼	-29.0%	-29
	Show Cause	SC	54	▲	+8.0%	+4
	Capias	CA	23	▼	-28.1%	-9
	Civil Violation	CV	19	▼	-13.6%	-3
	Total			378	▼	-5.5%
Traffic	Infraction	I	1,575	▼	-41.5%	-1,117
	Misdemeanor	M	362	▼	-5.7%	-22
	Show Cause	SC	77	▲	+14.9%	+10
	Capias	CA	26	▼	-3.7%	-1
	Felony	F	2	▼	-50.0%	-2
	Civil Violation	CV	0	▼	-100.0%	-1
Total			2,042	▼	-35.7%	-1,133
Civil	Warrant in Debt	WD	477	▲	+60.6%	+180
	Garnishment	GA	184	▲	+7.0%	+12
	Impoundment	IM	50	▼	-44.4%	-40
	Other	OT	31	▼	+6.9%	+2
	Preliminary Protective Order	PP	26	▲	+73.3%	+11
	Unlawful Detainer	UD	17	▼	-54.1%	-20
	Admin License	AL	11	▼	-26.7%	-4
	Protective Order	PO	11	▲	+10.0%	+1
	Interrogatory	IN	10	▼	-33.3%	-5
	Show Cause	SC	7	▲	+40.0%	+2
	Detinue	DT	5	▼	-16.7%	-1
	Abstract	AJ	1	▲	-	+1
	Motion for Judgment	MJ	1	↔	-	-
	Petition-Restore Arms	PR	1	▲	-	+1
	Overweight	OC	0	▼	-100.0%	-1
	Tenants Assertion	TA	0	▼	-100.0%	-1
Total			832	▲	19.9%	+138
Civil Commitments	Temporary Detention Order	TD	18	▼	-48.6%	-17
	Mental Commitment	MC	13	↔	-	-
	Emergency Custody Order	EC	8	▼	-27.3%	-3
Total			39	▼	-33.9%	-20
GRAND TOTAL			3,291	▼	-24.0%	-1,037

Filings by Major Case Category**

Category	Summary	Change	% Change	Absolute Change
Felony	73	▼	-29.8%	-31
Garnishment	194	▼	+3.7%	+7
General Civil	490	▲	+56.1%	+176
Infraction/Civil Violation	1,594	▼	-41.3%	-1,122
Landlord /Tenant	17	▼	-55.3%	-21
Misdemeanor	573	▲	-1.2%	-7
Other	313	▲	-14.0%	-51
Protective Orders	37	▲	+48.0%	+12

* Compared to same time period as previous year

** Case Type Categories are defined in the 2017 Virginia Judicial Workload Assessment

The data reported reflect the case management system. The case types reported may not necessitate judicial involvement.


CPSS - GCMS CASELOAD STATISTICS OF THE GENERAL DISTRICT COURTS
January 2024 thru October 2024 Filings (Compared to January 2023 thru October 2023)

<i>GRAND TOTAL</i>	<u>3,291</u>	▼	-24.0%	-1,037
---------------------------	---------------------	---	--------	--------

* Compared to same time period as previous year

** Case Type Categories are defined in the 2017 Virginia Judicial Workload Assessment

The data reported reflect the case management system. The case types reported may not necessitate judicial involvement.

2024 Overall GRAND TOTAL		Distribution of Caseload			Change*		Percentage (%) of Caseload		
6,066	+261	Criminal	445	7%	2.8% ▲	+12	Criminal	2023 7.5%	2024 7.3%
		Traffic	4,902	81%	0.9% ▲	+44	Traffic	83.7%	80.8%
2024		Civil	711	12%	38.6% ▲	+198	Civil	8.8%	11.7%
2023		Civil Commitments	8	0%	700.0% ▲	+7	Civil Commitments	0.0%	0.1%
		GRAND TOTAL	6,066	100%	4.5% ▲	+261	GRAND TOTAL	100%	100%

Filings by Division & Code

Division	Case Type Description	Code	Summary	Change	% Change	Absolute Change
Criminal	Misdemeanor	M	290	▼	-6.1%	-19
	Felony	F	84	▲	+90.9%	+40
	Civil Violation	CV	29	▼	-19.4%	-7
	Show Cause	SC	27	▲	+35.0%	+7
	Capias	CA	15	▼	-37.5%	-9
	Total			445	▲	2.8%
Traffic	Infraction	I	3,910	▲	+1.8%	+68
	Misdemeanor	M	979	▼	-2.0%	-20
	Felony	F	5	↔		-
	Show Cause	SC	3	↔		-
	Capias	CA	2	▼	-77.8%	-7
	Civil Violation	CV	2	▲	-	+2
	Other	O	1	▲	-	+1
	Total			4,902	▲	0.9%
Civil	Warrant in Debt	WD	379	▲	+86.7%	+176
	Garnishment	GA	119	▲	+0.8%	+1
	Admin License	AL	64	▲	+4.9%	+3
	Unlawful Detainer	UD	48	▲	+11.6%	+5
	Other	OT	30	▲	-3.2%	-1
	Impoundment	IM	16	▲	+77.8%	+7
	Preliminary Protective Order	PP	14	↔		-
	Overweight	OC	9	▲	+80.0%	+4
	Motion for Judgment	MJ	8	▲	+60.0%	+3
	Protective Order	PO	7	▲	+40.0%	+2
	Detinue	DT	6	▲	+100.0%	+3
	Show Cause	SC	6	▲	+20.0%	+1
	Interrogatory	IN	3	▼	-50.0%	-3
	Abstract	AJ	1	▲	-	+1
	Tenants Assertion	TA	1	↔		-
	Counter Claim	CC	0	▼	-100.0%	-3
	Third Party Claim	TH	0	▼	-100.0%	-1
Total			711	▲	38.6%	+198
Civil Commitments	Emergency Custody Order	EC	5	▲	+400.0%	+4
	Temporary Detention Order	TD	3	▲	-	+3
	Total		8	▲	700.0%	+7
GRAND TOTAL			6,066	▲	4.5%	+261

Filings by Major Case Category**

Category	Summary	Change	% Change	Absolute Change
Felony	89	▲	+81.6%	+40
Garnishment	122	▼	-1.6%	-2
General Civil	401	▲	+84.8%	+184
Infraction/Civil Violation	3,951	▲	+1.8%	+68
Landlord /Tenant	49	▲	+11.4%	+5
Misdemeanor	1,269	▼	-3.0%	-39
Other	164	▲	+1.9%	+3

* Compared to same time period as previous year

** Case Type Categories are defined in the 2017 Virginia Judicial Workload Assessment

The data reported reflect the case management system. The case types reported may not necessitate judicial involvement.



CPSS - GCMS CASELOAD STATISTICS OF THE GENERAL DISTRICT COURTS
 January 2024 thru October 2024 Filings (Compared to January 2023 thru October 2023)

Protective Orders	21	▲	+10.5%	+2
GRAND TOTAL	6,066	▲	4.5%	+261

* Compared to same time period as previous year

** Case Type Categories are defined in the 2017 Virginia Judicial Workload Assessment

The data reported reflect the case management system. The case types reported may not necessitate judicial involvement.

2024 Overall GRAND TOTAL		Distribution of Caseload			Change*		Percentage (%) of Caseload		
5,568	+1,535	Criminal	564	10%	23.1% ▲	+106	Criminal	2023	2024
		Traffic	4,196	75%	44.7% ▲	+1,296	Traffic	11.4%	10.1%
		Civil	768	14%	20.0% ▲	+128	Civil	71.9%	75.4%
		Civil Commitments	40	1%	14.3% ▲	+5	Civil Commitments	15.9%	13.8%
		GRAND TOTAL	5,568	100%	38.1% ▲	+1,535	GRAND TOTAL	0.9%	0.7%
							GRAND TOTAL	100%	100%

Filings by Division & Code

Division	Case Type Description	Code	Summary	Change	% Change	Absolute Change
Criminal	Misdemeanor	M	381	▲	+45.4%	+119
	Felony	F	80	▲	+1.3%	+1
	Civil Violation	CV	39	▼	-7.1%	-3
	Capias	CA	37	▼	-2.6%	-1
	Show Cause	SC	26	▼	-21.2%	-7
	Restricted Operators License	RL	1	▼	-75.0%	-3
	Total			564	▲	23.1%
Traffic	Infraction	I	3,705	▲	+48.0%	+1,202
	Misdemeanor	M	473	▲	+24.8%	+94
	Capias	CA	7	▲	+75.0%	+3
	Felony	F	5	↔	-	-
	Show Cause	SC	4	↔	-	-
	Civil Violation	CV	1	▼	-75.0%	-3
	Restricted Operators License	RL	1	↔	-	-
Total			4,196	▲	44.7%	+1,296
Civil	Warrant in Debt	WD	310	▲	+54.2%	+109
	Garnishment	GA	184	▼	-6.6%	-13
	Unlawful Detainer	UD	65	▼	-11.0%	-8
	Other	OT	40	▲	+53.8%	+14
	Protective Order	PO	40	▲	+135.3%	+23
	Admin License	AL	38	▼	-22.4%	-11
	Preliminary Protective Order	PP	38	▲	+72.7%	+16
	Impoundment	IM	15	▲	+114.3%	+8
	Abstract	AJ	11	▲	+10.0%	+1
	Show Cause	SC	11	▼	-35.3%	-6
	Interrogatory	IN	5	▼	-28.6%	-2
	Tenants Assertion	TA	5	▲	+150.0%	+3
	Motion for Judgment	MJ	4	▼	-33.3%	-2
	Detinue	DT	1	▲	-	+1
	Zoning Violation	ZO	1	↔	-	-
	Counter Claim	CC	0	▼	-100.0%	-2
	Overweight	OC	0	▼	-100.0%	-1
Petition-Restore Arms	PR	0	▼	-100.0%	-2	
Total			768	▲	20.0%	+128
Civil Commitments	Temporary Detention Order	TD	27	▼	-6.9%	-2
	Emergency Custody Order	EC	13	▲	+116.7%	+7
Total			40	▲	14.3%	+5
GRAND TOTAL			5,568	▲	38.1%	+1,535

Filings by Major Case Category**

Category	Summary	Change	% Change	Absolute Change
Felony	85	▲	+1.2%	+1
Garnishment	189	▼	-7.4%	-15
General Civil	325	▲	+53.3%	+113
Infraction/Civil Violation	3,745	▼	+46.9%	+1,195
Landlord /Tenant	70	▲	-6.7%	-5

* Compared to same time period as previous year

** Case Type Categories are defined in the 2017 Virginia Judicial Workload Assessment

The data reported reflect the case management system. The case types reported may not necessitate judicial involvement.

CPSS - GCMS CASELOAD STATISTICS OF THE GENERAL DISTRICT COURTS
 January 2024 thru October 2024 Filings (Compared to January 2023 thru October 2023)

Greene



District: 16 FIPS: 079

Misdemeanor	857	▼	+32.5%	+210
Other	219	▲	-1.4%	-3
Protective Orders	78	▲	+100.0%	+39
GRAND TOTAL	5,568	▲	38.1%	+1,535

* Compared to same time period as previous year

** Case Type Categories are defined in the 2017 Virginia Judicial Workload Assessment

The data reported reflect the case management system. The case types reported may not necessitate judicial involvement.

2024 Overall GRAND TOTAL		Distribution of Caseload			Change*		Percentage (%) of Caseload		
6,335	+682	Criminal	996	16%	-0.6% ▼	-6	Criminal	2023	2024
		Traffic	3,446	54%	8.0% ▲	+254	Traffic	17.7%	15.7%
		Civil	1,818	29%	30.2% ▲	+422	Civil	56.5%	54.4%
		Civil Commitments	75	1%	19.0% ▲	+12	Civil Commitments	24.7%	28.7%
		GRAND TOTAL	6,335	100%	12.1% ▲	+682	GRAND TOTAL	1.1%	1.2%
							GRAND TOTAL	100%	100%

Filings by Division & Code

Division	Case Type Description	Code	Summary	Change	% Change	Absolute Change
Criminal	Misdemeanor	M	600	▲	+20.2%	+101
	Felony	F	221	▼	-31.8%	-103
	Capias	CA	69	▼	-2.8%	-2
	Civil Violation	CV	56	▲	+33.3%	+14
	Show Cause	SC	50	▼	-24.2%	-16
	Total			996	▼	-0.6%
Traffic	Infraction	I	2,812	▲	+8.5%	+221
	Misdemeanor	M	611	▲	+5.9%	+34
	Capias	CA	8	▲	+33.3%	+2
	Show Cause	SC	8	▲	+100.0%	+4
	Felony	F	7	▼	-46.2%	-6
	Civil Violation	CV	0	▼	-100.0%	-1
	Total			3,446	▲	8.0%
Civil	Warrant in Debt	WD	935	▲	+62.3%	+359
	Garnishment	GA	357	▲	+3.2%	+11
	Impoundment	IM	163	▲	+24.4%	+32
	Unlawful Detainer	UD	114	▼	-21.4%	-31
	Other	OT	86	▲	+34.4%	+22
	Admin License	AL	55	▲	+31.0%	+13
	Preliminary Protective Order	PP	32	▲	+23.1%	+6
	Protective Order	PO	16	▲	+45.5%	+5
	Show Cause	SC	16	▲	+45.5%	+5
	Motion for Judgment	MJ	12	▲	+33.3%	+3
	Detinue	DT	11	▲	+57.1%	+4
	Abstract	AJ	8	▼	-50.0%	-8
	Interrogatory	IN	7	▲	+40.0%	+2
	Counter Claim	CC	3	↔		-
	Tenants Assertion	TA	2	▼	-33.3%	-1
	Capias	CA	1	▲	-	+1
	Overweight	OC	0	▼	-100.0%	-1
Total			1,818	▲	30.2%	+422
Civil Commitments	Temporary Detention Order	TD	62	▲	+21.6%	+11
	Emergency Custody Order	EC	13	▲	+8.3%	+1
	Total		75	▲	19.0%	+12
GRAND TOTAL			6,335	▲	12.1%	+682

Filings by Major Case Category**

Category	Summary	Change	% Change	Absolute Change
Felony	228	▼	-32.3%	-109
Garnishment	364	▲	+3.7%	+13
General Civil	974	▲	+60.2%	+366
Infraction/Civil Violation	2,868	▼	+8.8%	+233
Landlord /Tenant	116	▼	-21.6%	-32
Misdemeanor	1,211	▲	+12.5%	+135
Other	526	▲	+14.1%	+65
Protective Orders	48	▲	+29.7%	+11

* Compared to same time period as previous year

** Case Type Categories are defined in the 2017 Virginia Judicial Workload Assessment

The data reported reflect the case management system. The case types reported may not necessitate judicial involvement.



CPSS - GCMS CASELOAD STATISTICS OF THE GENERAL DISTRICT COURTS
January 2024 thru October 2024 Filings (Compared to January 2023 thru October 2023)

<i>GRAND TOTAL</i>	6,335	▲	12.1%	+682
---------------------------	--------------	---	-------	------

* Compared to same time period as previous year

** Case Type Categories are defined in the 2017 Virginia Judicial Workload Assessment

The data reported reflect the case management system. The case types reported may not necessitate judicial involvement.

2024 Overall GRAND TOTAL		Distribution of Caseload			Change*		Percentage (%) of Caseload		
4,091	+189	Criminal	240	6%	42.9% ▲	+72	Criminal	2023 4.3%	2024 5.9%
		Traffic	3,570	87%	4.4% ▲	+149	Traffic	87.7%	87.3%
		Civil	275	7%	-7.4% ▼	-22	Civil	7.6%	6.7%
		Civil Commitments	6	0%	-62.5% ▼	-10	Civil Commitments	0.4%	0.1%
		GRAND TOTAL	4,091	100%	4.8% ▲	+189	GRAND TOTAL	100%	100%

Filings by Division & Code

Division	Case Type Description	Code	Summary	Change	% Change	Absolute Change
Criminal	Misdemeanor	M	131	▲	+45.6%	+41
	Felony	F	55	▲	+57.1%	+20
	Civil Violation	CV	25	▲	+212.5%	+17
	Show Cause	SC	18	↔		-
	Capias	CA	11	▼	-31.3%	-5
	Restricted Operators License	RL	0	▼	-100.0%	-1
	Total			240	▲	42.9%
Traffic	Infraction	I	3,013	▲	+0.5%	+15
	Misdemeanor	M	508	▲	+35.5%	+133
	Capias	CA	21	▲	+40.0%	+6
	Show Cause	SC	17	▼	-45.2%	-14
	Felony	F	6	▲	+500.0%	+5
	Restricted Operators License	RL	4	▲	+300.0%	+3
	Civil Violation	CV	1	▲	-	+1
Total			3,570	▲	4.4%	+149
Civil	Warrant in Debt	WD	151	▲	+8.6%	+12
	Garnishment	GA	54	▼	-15.6%	-10
	Unlawful Detainer	UD	13	▼	-31.6%	-6
	Admin License	AL	12	▼	-36.8%	-7
	Other	OT	11	▼	-42.1%	-8
	Preliminary Protective Order	PP	10	▲	+11.1%	+1
	Protective Order	PO	9	▲	+80.0%	+4
	Impoundment	IM	4	▼	-50.0%	-4
	Counter Claim	CC	3	▲	-	+3
	Detinue	DT	3	▲	+50.0%	+1
	Interrogatory	IN	3	▼	-40.0%	-2
	Overweight	OC	1	▲	-	+1
	Show Cause	SC	1	▼	-66.7%	-2
	Abstract	AJ	0	▼	-100.0%	-1
	Capias	CA	0	▼	-100.0%	-3
Tenants Assertion	TA	0	▼	-100.0%	-1	
Total			275	▼	-7.4%	-22
Civil Commitments	Temporary Detention Order	TD	3	▼	-72.7%	-8
	Emergency Custody Order	EC	2	▼	-60.0%	-3
	Mental Commitment	MC	1	▲	-	+1
Total			6	▼	-62.5%	-10
GRAND TOTAL			4,091	▲	4.8%	+189

Filings by Major Case Category**

Category	Summary	Change	% Change	Absolute Change
Felony	61	▲	+69.4%	+25
Garnishment	57	▼	-17.4%	-12
General Civil	160	▲	+9.6%	+14
Infraction/Civil Violation	3,040	▲	+1.1%	+34
Landlord /Tenant	13	▼	-35.0%	-7
Misdemeanor	643	▲	+37.7%	+176

* Compared to same time period as previous year

** Case Type Categories are defined in the 2017 Virginia Judicial Workload Assessment

The data reported reflect the case management system. The case types reported may not necessitate judicial involvement.

CPSS - GCMS CASELOAD STATISTICS OF THE GENERAL DISTRICT COURTS

January 2024 thru October 2024 Filings (Compared to January 2023 thru October 2023)

Madison

District: 16 FIPS: 113

Other	98	▲	-31.9%	-46
Protective Orders	19	▲	+35.7%	+5
GRAND TOTAL	4,091	▲	4.8%	+189

* Compared to same time period as previous year

** Case Type Categories are defined in the 2017 Virginia Judicial Workload Assessment

The data reported reflect the case management system. The case types reported may not necessitate judicial involvement.

2024 Overall GRAND TOTAL	Distribution of Caseload			Change*		Percentage (%) of Caseload		
9,116 +1,228	Criminal	817	9%	-28.1% ▼	-319	Criminal	2023	2024
2024	Traffic	6,048	66%	21.1% ▲	+1,054	Traffic	14.4%	9.0%
2023	Civil	2,178	24%	28.1% ▲	+478	Civil	63.3%	66.3%
	Civil Commitments	73	1%	25.9% ▲	+15	Civil Commitments	21.6%	23.9%
	GRAND TOTAL	9,116	100%	15.6% ▲	+1,228	GRAND TOTAL	0.7%	0.8%
						GRAND TOTAL	100%	100%

Filings by Division & Code

Division	Case Type Description	Code	Summary	Change	% Change	Absolute Change
Criminal	Misdemeanor	M	447	▼	-37.0%	-262
	Felony	F	215	↔		-
	Show Cause	SC	67	▼	-10.7%	-8
	Capias	CA	58	▼	-18.3%	-13
	Civil Violation	CV	30	▼	-54.5%	-36
	Total			817	▼	-28.1%
Traffic	Infraction	I	4,746	▲	+21.9%	+854
	Misdemeanor	M	998	▲	+11.9%	+106
	Other	O	274	▲	+64.1%	+107
	Felony	F	14	▼	-22.2%	-4
	Show Cause	SC	10	▲	+11.1%	+1
	Capias	CA	4	▼	-71.4%	-10
	Civil Violation	CV	2	↔		-
	Total			6,048	▲	21.1%
Civil	Warrant in Debt	WD	1,181	▲	+54.2%	+415
	Garnishment	GA	444	▲	+11.0%	+44
	Unlawful Detainer	UD	186	▲	+7.5%	+13
	Detinue	DT	67	▲	+34.0%	+17
	Other	OT	64	▼	-5.9%	-4
	Admin License	AL	60	▼	-6.3%	-4
	Preliminary Protective Order	PP	51	▲	+27.5%	+11
	Impoundment	IM	37	▼	-21.3%	-10
	Protective Order	PO	36	▲	+63.6%	+14
	Show Cause	SC	19	▲	+18.8%	+3
	Interrogatory	IN	14	▼	-17.6%	-3
	Abstract	AJ	8	▼	-50.0%	-8
	Motion for Judgment	MJ	7	▲	+40.0%	+2
	Counter Claim	CC	2	↔		-
	Capias	CA	1	▲	-	+1
	Detinue Seizure	DZ	1	▲	-	+1
	Petition-Restore Arms	PR	0	▼	-100.0%	-1
	Tenants Assertion	TA	0	▼	-100.0%	-1
	Third Party Claim	TH	0	▼	-100.0%	-1
	Zoning Violation	ZO	0	▼	-100.0%	-11
Total			2,178	▲	28.1%	+478
Civil Commitments	Temporary Detention Order	TD	58	▲	+38.1%	+16
	Emergency Custody Order	EC	15	▼	-6.3%	-1
	Total		73	▲	25.9%	+15
GRAND TOTAL			9,116	▲	15.6%	+1,228

Filings by Major Case Category**

Category	Summary	Change	% Change	Absolute Change
Felony	229	▼	-1.7%	-4
Garnishment	458	▼	+9.8%	+41
General Civil	1,259	▲	+51.7%	+429
Infraction/Civil Violation	5,052	▲	+22.4%	+925

* Compared to same time period as previous year

** Case Type Categories are defined in the 2017 Virginia Judicial Workload Assessment

The data reported reflect the case management system. The case types reported may not necessitate judicial involvement.

CPSS - GCMS CASELOAD STATISTICS OF THE GENERAL DISTRICT COURTS
 January 2024 thru October 2024 Filings (Compared to January 2023 thru October 2023)

Orange



District: 16 FIPS: 137

Landlord /Tenant	186	▼	+6.9%	+12
Misdemeanor	1,445	▼	-10.4%	-167
Other	400	▲	-7.6%	-33
Protective Orders	87	▲	+40.3%	+25
GRAND TOTAL	9,116	▲	15.6%	+1,228

* Compared to same time period as previous year

** Case Type Categories are defined in the 2017 Virginia Judicial Workload Assessment

The data reported reflect the case management system. The case types reported may not necessitate judicial involvement.

2024 Overall GRAND TOTAL		Distribution of Caseload			Change*		Percentage (%) of Caseload		
34,380	-2,946	Criminal	6,740	20%	6.5% ▲	+414	Criminal	2023 16.9%	2024 19.6%
		Traffic	20,128	59%	-14.4% ▼	-3,378	Traffic	63.0%	58.5%
2024 		Civil	6,942	20%	0.5% ▲	+34	Civil	18.5%	20.2%
2023 		Civil Commitments	570	2%	-2.7% ▼	-16	Civil Commitments	1.6%	1.7%
		GRAND TOTAL	34,380	100%	-7.9% ▼	-2,946	GRAND TOTAL	100%	100%

Filings by Division & Code

Division	Case Type Description	Code	Summary	Change	% Change	Absolute Change
Criminal	Misdemeanor	M	3,530	▼	-0.4%	-15
	Felony	F	1,713	▼	-1.2%	-21
	Civil Violation	CV	703	▲	+120.4%	+384
	Capias	CA	631	▲	+4.0%	+24
	Show Cause	SC	163	▲	+34.7%	+42
	Total			6,740	▲	6.5%
Traffic	Infraction	I	16,023	▼	-16.5%	-3,162
	Misdemeanor	M	3,173	▼	-9.3%	-326
	Other	O	551	▲	+22.7%	+102
	Capias	CA	115	▼	-14.2%	-19
	Felony	F	109	▲	+51.4%	+37
	Show Cause	SC	91	▲	+21.3%	+16
	Civil Violation	CV	66	▼	-28.3%	-26
	Total			20,128	▼	-14.4%
Civil	Unlawful Detainer	UD	2,504	▲	+5.9%	+139
	Warrant in Debt	WD	2,147	▲	+25.8%	+441
	Garnishment	GA	937	▲	+2.5%	+23
	Motion for Judgment	MJ	581	▼	-47.3%	-521
	Admin License	AL	261	▲	+3.2%	+8
	Preliminary Protective Order	PP	145	▼	-10.5%	-17
	Protective Order	PO	111	▼	-6.7%	-8
	Other	OT	78	▼	-22.8%	-23
	Show Cause	SC	57	▲	+1.8%	+1
	Interrogatory	IN	37	↔		-
	Impoundment	IM	28	▼	-17.6%	-6
	Counter Claim	CC	17	▲	+70.0%	+7
	Tenants Assertion	TA	17	▼	-26.1%	-6
	Bond Forfeiture	BF	9	▼	-10.0%	-1
	Petition-Restore Arms	PR	5	▲	+400.0%	+4
	Third Party Claim	TH	3	▼	-25.0%	-1
	Detinue	DT	2	▼	-60.0%	-3
	Capias	CA	1	▼	-80.0%	-4
	Petition to Require Blood Test	BT	1	▲	-	+1
	Restricted Operators License	RL	1	▲	-	+1
	Overweight	OC	0	▼	-100.0%	-1
Total			6,942	▲	0.5%	+34
Civil Commitments	Mental Commitment	MC	339	▲	+11.5%	+35
	Temporary Detention Order	TD	80	▼	-25.9%	-28
	Other	OT	70	▼	-17.6%	-15
	Emergency Custody Order	EC	53	▼	-22.1%	-15
	Petition	PT	26	▲	+116.7%	+14
	Medical Emergency Custody Order	ME	1	↔		-
	Medical Emergency Temporary Detention Order	MT	1	▼	-87.5%	-7
Total			570	▼	-2.7%	-16
GRAND TOTAL			34,380	▼	-7.9%	-2,946

* Compared to same time period as previous year

** Case Type Categories are defined in the 2017 Virginia Judicial Workload Assessment

The data reported reflect the case management system. The case types reported may not necessitate judicial involvement.

Filings by Major Case Category**

Category	Summary	Change	% Change	Absolute Change
Felony	1,822	▲	+0.9%	+16
Garnishment	974	▲	+2.4%	+23
General Civil	2,755	▲	-2.9%	-81
Infraction/Civil Violation	17,343	▼	-13.5%	-2,703
Involuntary Civil Commitments	96	▲	-1.0%	-1
Landlord /Tenant	2,521	▼	+5.6%	+133
Misdemeanor	6,704	▲	-4.8%	-340
Other	1,909	▲	+1.7%	+32
Protective Orders	256	▼	-8.9%	-25
GRAND TOTAL	34,380	▼	-7.9%	-2,946

* Compared to same time period as previous year

** Case Type Categories are defined in the 2017 Virginia Judicial Workload Assessment

The data reported reflect the case management system. The case types reported may not necessitate judicial involvement.

2024 Overall GRAND TOTAL		Distribution of Caseload			Change*		Percentage (%) of Caseload		
2,368	-72	Criminal	254	11%	17.1% ▲	+37	Criminal	2023 8.9%	2024 10.7%
2024		Traffic	1,864	79%	-5.3% ▼	-104	Traffic	80.7%	78.7%
2023		Civil	250	11%	-2.0% ▼	-5	Civil	10.5%	10.6%
		GRAND TOTAL	2,368	100%	-3.0% ▼	-72	GRAND TOTAL	100%	100%

Filings by Division & Code

Division	Case Type Description	Code	Summary	Change	% Change	Absolute Change
Criminal	Misdemeanor	M	170	▲	+30.8%	+40
	Capias	CA	41	▲	+13.9%	+5
	Felony	F	36	▼	-20.0%	-9
	Show Cause	SC	6	▲	+50.0%	+2
	Civil Violation	CV	1	▼	-50.0%	-1
	Total			254	▲	17.1%
Traffic	Infraction	I	1,570	▼	-8.3%	-142
	Misdemeanor	M	229	▲	+27.9%	+50
	Other	O	43	▼	-34.8%	-23
	Show Cause	SC	7	▲	+40.0%	+2
	Capias	CA	6	▲	+100.0%	+3
	Civil Violation	CV	5	▲	+150.0%	+3
	Felony	F	4	▲	+300.0%	+3
Total			1,864	▼	-5.3%	-104
Civil	Unlawful Detainer	UD	100	▲	+1.0%	+1
	Warrant in Debt	WD	75	▲	+15.4%	+10
	Garnishment	GA	38	▼	-28.3%	-15
	Admin License	AL	21	▲	+10.5%	+2
	Preliminary Protective Order	PP	4	▲	+33.3%	+1
	Show Cause	SC	3	▲	-	+3
	Impoundment	IM	2	▲	+100.0%	+1
	Other	OT	2	▼	-50.0%	-2
	Tenants Assertion	TA	2	▲	+100.0%	+1
	Counter Claim	CC	1	▲	-	+1
	Interrogatory-Not	IC	1	▲	-	+1
	Protective Order	PO	1	▼	-80.0%	-4
	Bond Forfeiture	BF	0	▼	-100.0%	-2
	Interrogatory	IN	0	▼	-100.0%	-2
	Petition-Restore Arms	PR	0	▼	-100.0%	-1
Total			250	▼	-2.0%	-5
GRAND TOTAL			2,368	▼	-3.0%	-72



Filings by Major Case Category**

Category	Summary	Change	% Change	Absolute Change
Felony	40	▲	-13.0%	-6
Garnishment	38	▼	-30.9%	-17
General Civil	75	▼	+13.6%	+9
Infraction/Civil Violation	1,619	▲	-9.1%	-163
Landlord /Tenant	102	▲	+2.0%	+2
Misdemeanor	399	▲	+29.1%	+90
Other	90	▲	+21.6%	+16
Protective Orders	5	▼	-37.5%	-3
GRAND TOTAL	2,368	▼	-3.0%	-72

* Compared to same time period as previous year

** Case Type Categories are defined in the 2017 Virginia Judicial Workload Assessment

The data reported reflect the case management system. The case types reported may not necessitate judicial involvement.

2024 Overall GRAND TOTAL		Distribution of Caseload			Change*		Percentage (%) of Caseload		
20,045	+892	Criminal	3,489	17%	-1.0% ▼	-34	Criminal	2023	2024
		Traffic	8,239	41%	6.3% ▲	+488	Traffic	18.4%	17.4%
		Civil	7,654	38%	5.8% ▲	+417	Civil	40.5%	41.1%
		Civil Commitments	663	3%	3.3% ▲	+21	Civil Commitments	37.8%	38.2%
		GRAND TOTAL	20,045	100%	4.7% ▲	+892	GRAND TOTAL	100%	100%

Filings by Division & Code

Division	Case Type Description	Code	Summary	Change	% Change	Absolute Change
Criminal	Misdemeanor	M	2,201	▲	+3.1%	+67
	Felony	F	871	▼	-2.2%	-20
	Capias	CA	236	▲	+16.8%	+34
	Show Cause	SC	117	▼	-15.2%	-21
	Civil Violation	CV	64	▼	-59.5%	-94
	Total			3,489	▼	-1.0%
Traffic	Infraction	I	6,109	▲	+16.3%	+854
	Misdemeanor	M	1,296	▼	-2.6%	-35
	Other	O	684	▼	-31.9%	-321
	Felony	F	52	▼	-17.5%	-11
	Show Cause	SC	47	▼	-23.0%	-14
	Civil Violation	CV	33	▲	+26.9%	+7
	Capias	CA	18	▲	+80.0%	+8
Total			8,239	▲	6.3%	+488
Civil	Unlawful Detainer	UD	3,628	▼	-1.1%	-42
	Warrant in Debt	WD	2,255	▲	+24.9%	+449
	Garnishment	GA	978	▼	-1.7%	-17
	Other	OT	243	▼	+16.3%	+34
	Protective Order	PO	194	▲	+13.5%	+23
	Preliminary Protective Order	PP	153	▼	-0.6%	-1
	Bond Forfeiture	BF	74	▼	-14.0%	-12
	Interrogatory	IN	36	▼	-18.2%	-8
	Admin License	AL	24	▲	+26.3%	+5
	Tenants Assertion	TA	18	▼	-18.2%	-4
	Motion for Judgment	MJ	16	▲	+6.7%	+1
	Abstract	AJ	13	▼	-51.9%	-14
	Counter Claim	CC	13	↔		-
	Detinue	DT	5	↔		-
	Petition-Restore Arms	PR	2	▲	-	+2
	Cross Claim	CR	1	▲	-	+1
	Overweight	OC	1	▲	-	+1
	Restricted Operators License	RL	0	▼	-100.0%	-1
Total			7,654	▲	5.8%	+417
Civil Commitments	Temporary Detention Order	TD	279	▼	-8.2%	-25
	Mental Commitment	MC	234	▲	+4.0%	+9
	Emergency Custody Order	EC	98	▼	-3.0%	-3
	Petition	PT	29	▲	+190.0%	+19
	Other	OT	23	▲	+1,050.0%	+21
Total			663	▲	3.3%	+21
GRAND TOTAL			20,045	▲	4.7%	+892

Filings by Major Case Category**

Category	Summary	Change	% Change	Absolute Change
Felony	923	▼	-3.2%	-31
Garnishment	1,014	▼	-2.4%	-25
General Civil	2,286	▲	+24.2%	+446

* Compared to same time period as previous year

** Case Type Categories are defined in the 2017 Virginia Judicial Workload Assessment

The data reported reflect the case management system. The case types reported may not necessitate judicial involvement.

CPSS - GCMS CASELOAD STATISTICS OF THE GENERAL DISTRICT COURTS
 January 2024 thru October 2024 Filings (Compared to January 2023 thru October 2023)

Infraction/Civil Violation	6,891	▲	+6.9%	+447
Involuntary Civil Commitments	52	▲	+333.3%	+40
Landlord /Tenant	3,646	▼	-1.2%	-46
Misdemeanor	3,497	▼	+0.9%	+31
Other	1,389	▲	+0.6%	+8
Protective Orders	347	▲	+6.8%	+22
GRAND TOTAL	20,045	▲	4.7%	+892

* Compared to same time period as previous year

** Case Type Categories are defined in the 2017 Virginia Judicial Workload Assessment

The data reported reflect the case management system. The case types reported may not necessitate judicial involvement.

2024 Overall GRAND TOTAL		Distribution of Caseload			Change*		Percentage (%) of Caseload		
204,037	+27,248	Criminal	25,906	13%	18.2% ▲	+3,984	Criminal	2023 12.4%	2024 12.7%
		Traffic	144,425	71%	14.4% ▲	+18,165	Traffic	71.4%	70.8%
2024		Civil	29,999	15%	17.6% ▲	+4,494	Civil	14.4%	14.7%
2023		Civil Commitments	3,707	2%	19.5% ▲	+605	Civil Commitments	1.8%	1.8%
		GRAND TOTAL	204,037	100%	15.4% ▲	+27,248	GRAND TOTAL	100%	100%

Filings by Division & Code

Division	Case Type Description	Code	Summary	Change	% Change	Absolute Change
Criminal	Misdemeanor	M	13,740	▲	+19.1%	+2,203
	Felony	F	8,989	▲	+10.2%	+835
	Capias	CA	2,323	▲	+59.2%	+864
	Show Cause	SC	633	▲	+18.8%	+100
	Civil Violation	CV	212	▼	-5.8%	-13
	Motion	MO	9	▼	-35.7%	-5
	Total			25,906	▲	18.2%
Traffic	Infraction	I	126,646	▲	+16.8%	+18,206
	Misdemeanor	M	15,637	▲	+0.1%	+18
	Capias	CA	699	▼	-10.4%	-81
	Show Cause	SC	493	▲	+2.1%	+10
	Felony	F	451	▲	+30.3%	+105
	Civil Violation	CV	302	▼	-4.7%	-15
	Motion	MO	175	▼	-32.2%	-83
	Restricted Operators License	RL	20	▲	+42.9%	+6
	Other	O	2	▼	-33.3%	-1
Total			144,425	▲	14.4%	+18,165
Civil	Warrant in Debt	WD	13,521	▲	+34.9%	+3,497
	Unlawful Detainer	UD	7,228	▲	+8.6%	+574
	Garnishment	GA	5,214	▲	+11.3%	+528
	Admin License	AL	1,160	▼	-2.6%	-31
	Other	OT	436	▼	+16.6%	+62
	Preliminary Protective Order	PP	436	▼	-7.6%	-36
	Protective Order	PO	362	▲	+12.4%	+40
	Show Cause	SC	325	▲	+18.6%	+51
	Interrogatory	IN	272	▲	+7.9%	+20
	Bond Forfeiture	BF	177	▼	-27.8%	-68
	Zoning Violation	ZO	164	▲	+6.5%	+10
	Motion for Judgment	MJ	132	▲	+11.9%	+14
	Impoundment	IM	131	▼	-19.6%	-32
	Overweight	OC	94	▼	-36.5%	-54
	Counter Claim	CC	93	▼	-13.9%	-15
	Abstract	AJ	91	▼	-42.0%	-66
	Detinue	DT	70	▲	+37.3%	+19
	Tenants Assertion	TA	56	▼	-24.3%	-18
	Capias	CA	20	▼	-16.7%	-4
	Petition-Restore Arms	PR	11	▲	+175.0%	+7
Cross Claim	CR	4	▼	-20.0%	-1	
Third Party Claim	TH	2	▼	-60.0%	-3	
Total			29,999	▲	17.6%	+4,494
Civil Commitments	Temporary Detention Order	TD	1,645	▲	+15.0%	+215
	Mental Commitment	MC	1,618	▲	+23.9%	+312
	Emergency Custody Order	EC	262	▼	-6.1%	-17
	Other	OT	131	▲	+162.0%	+81
	Medical Emergency Temporary Detention Order	MT	38	▲	+2.7%	+1
	Petition	PT	13	▲	-	+13
Total			3,707	▲	19.5%	+605
GRAND TOTAL			204,037	▲	15.4%	+27,248

* Compared to same time period as previous year

** Case Type Categories are defined in the 2017 Virginia Judicial Workload Assessment

The data reported reflect the case management system. The case types reported may not necessitate judicial involvement.



Filings by Major Case Category**

Category	Summary	Change	% Change	Absolute Change
Felony	9,440	▲	+11.1%	+940
Garnishment	5,486	▲	+11.1%	+548
General Civil	13,764	▲	+34.5%	+3,529
Infraction/Civil Violation	127,256	▼	+16.6%	+18,123
Involuntary Civil Commitments	144	▲	+188.0%	+94
Landlord /Tenant	7,284	▼	+8.3%	+556
Misdemeanor	29,561	▲	+8.2%	+2,237
Other	10,304	▼	+13.4%	+1,217
Protective Orders	798	▲	+0.5%	+4
GRAND TOTAL	204,037	▲	15.4%	+27,248

* Compared to same time period as previous year

** Case Type Categories are defined in the 2017 Virginia Judicial Workload Assessment

The data reported reflect the case management system. The case types reported may not necessitate judicial involvement.

2024 Overall GRAND TOTAL	Distribution of Caseload			Change*		Percentage (%) of Caseload		
4,542 +177	Criminal	689	15%	49.1% ▲	+227	Criminal	2023 10.6%	2024 15.2%
2024 	Traffic	3,805	84%	-1.8% ▼	-68	Traffic	88.7%	83.8%
2023 	Civil	48	1%	60.0% ▲	+18	Civil	0.7%	1.1%
	GRAND TOTAL	4,542	100%	4.1% ▲	+177	GRAND TOTAL	100%	100%

Filings by Division & Code

Division	Case Type Description	Code	Summary	Change	% Change	Absolute Change
Criminal	Misdemeanor	M	598	▲	+48.4%	+195
	Capias	CA	73	▲	+62.2%	+28
	Show Cause	SC	16	▲	+77.8%	+7
	Civil Violation	CV	2	▼	-50.0%	-2
	Felony	F	0	▼	-100.0%	-1
	Total			689	▲	49.1%
Traffic	Infraction	I	3,282	▼	-1.9%	-64
	Misdemeanor	M	423	▲	+9.0%	+35
	Civil Violation	CV	59	▼	-41.6%	-42
	Capias	CA	27	▲	+42.1%	+8
	Show Cause	SC	14	▼	-26.3%	-5
	Total			3,805	▼	-1.8%
Civil	Admin License	AL	35	▲	+45.8%	+11
	Zoning Violation	ZO	6	▲	+20.0%	+1
	Impoundment	IM	3	▲	+200.0%	+2
	Bond Forfeiture	BF	2	▲	-	+2
	Protective Order	PO	2	▲	-	+2
	Total			48	▲	60.0%
GRAND TOTAL			4,542	▲	4.1%	+177


Filings by Major Case Category**

Category	Summary	Change	% Change	Absolute Change
Felony	0	▼	-100.0%	-1
Infraction/Civil Violation	3,343	▼	-3.1%	-108
Misdemeanor	1,027	▲	+29.0%	+231
Other	170	▲	+45.3%	+53
Protective Orders	2	▲	-	+2
GRAND TOTAL	4,542	▲	4.1%	+177

* Compared to same time period as previous year

** Case Type Categories are defined in the 2017 Virginia Judicial Workload Assessment

The data reported reflect the case management system. The case types reported may not necessitate judicial involvement.

2024 Overall GRAND TOTAL		Distribution of Caseload			Change*		Percentage (%) of Caseload		
20,552	+785	Criminal	1,778	9%	4.8% ▲	+81	Criminal	2023 8.6%	2024 8.7%
		Traffic	16,333	79%	1.6% ▲	+265	Traffic	81.3%	79.5%
2024		Civil	2,361	11%	23.4% ▲	+447	Civil	9.7%	11.5%
2023		Civil Commitments	80	0%	-9.1% ▼	-8	Civil Commitments	0.4%	0.4%
		GRAND TOTAL	20,552	100%	4.0% ▲	+785	GRAND TOTAL	100%	100%

Filings by Division & Code

Division	Case Type Description	Code	Summary	Change	% Change	Absolute Change
Criminal	Misdemeanor	M	994	▲	+3.3%	+32
	Felony	F	331	▼	-15.1%	-59
	Civil Violation	CV	174	▲	+34.9%	+45
	Show Cause	SC	153	▲	+57.7%	+56
	Capias	CA	119	↔		-
	Restricted Operators License	RL	7	▲	-	+7
	Total			1,778	▲	4.8%
Traffic	Infraction	I	14,146	▲	+2.1%	+293
	Misdemeanor	M	2,087	▼	-2.7%	-58
	Felony	F	34	▲	+17.2%	+5
	Capias	CA	28	▲	+12.0%	+3
	Civil Violation	CV	19	▲	+216.7%	+13
	Show Cause	SC	18	▲	+100.0%	+9
	Other	O	1	↔		-
Total			16,333	▲	1.6%	+265
Civil	Warrant in Debt	WD	1,147	▲	+52.5%	+395
	Garnishment	GA	510	▲	+8.3%	+39
	Unlawful Detainer	UD	213	▲	+30.7%	+50
	Admin License	AL	158	▲	+12.1%	+17
	Other	OT	57	▼	-38.0%	-35
	Preliminary Protective Order	PP	48	▼	-34.2%	-25
	Protective Order	PO	46	▼	-17.9%	-10
	Interrogatory	IN	45	▲	+66.7%	+18
	Show Cause	SC	43	▲	+65.4%	+17
	Abstract	AJ	23	▼	-8.0%	-2
	Impoundment	IM	22	▼	-42.1%	-16
	Detinue	DT	12	▼	-14.3%	-2
	Zoning Violation	ZO	12	▲	+9.1%	+1
	Counter Claim	CC	7	▲	+75.0%	+3
	Overweight	OC	7	▼	-12.5%	-1
	Motion for Judgment	MJ	5	▲	+66.7%	+2
	Tenants Assertion	TA	4	▲	+33.3%	+1
	Bond Forfeiture	BF	1	↔		-
	Capias	CA	1	↔		-
	Petition-Restore Arms	PR	0	▼	-100.0%	-3
Restricted Operators License	RL	0	▼	-100.0%	-2	
Total			2,361	▲	23.4%	+447
Civil Commitments	Temporary Detention Order	TD	56	▼	-5.1%	-3
	Emergency Custody Order	EC	24	▼	-17.2%	-5
Total			80	▼	-9.1%	-8
GRAND TOTAL			20,552	▲	4.0%	+785

Filings by Major Case Category**

Category	Summary	Change	% Change	Absolute Change
Felony	365	▲	-12.9%	-54
Garnishment	555	▲	+11.4%	+57
General Civil	1,175	▼	+48.2%	+382

* Compared to same time period as previous year

** Case Type Categories are defined in the 2017 Virginia Judicial Workload Assessment

The data reported reflect the case management system. The case types reported may not necessitate judicial involvement.

CPSS - GCMS CASELOAD STATISTICS OF THE GENERAL DISTRICT COURTS
 January 2024 thru October 2024 Filings (Compared to January 2023 thru October 2023)

Infraction/Civil Violation	14,347	▲	+2.5%	+350
Landlord /Tenant	217	▲	+30.7%	+51
Misdemeanor	3,100	▲	-0.6%	-20
Other	699	▲	+8.4%	+54
Protective Orders	94	▼	-27.1%	-35
GRAND TOTAL	20,552	▲	4.0%	+785

* Compared to same time period as previous year

** Case Type Categories are defined in the 2017 Virginia Judicial Workload Assessment

The data reported reflect the case management system. The case types reported may not necessitate judicial involvement.

2024 Overall GRAND TOTAL		Distribution of Caseload			Change*		Percentage (%) of Caseload		
51,384	-307	Criminal	5,829	11%	14.8% ▲	+750	Criminal	2023 9.8%	2024 11.3%
		Traffic	30,539	59%	0.9% ▲	+275	Traffic	58.5%	59.4%
2024		Civil	14,275	28%	-8.3% ▼	-1,300	Civil	30.1%	27.8%
2023		Civil Commitments	741	1%	-4.1% ▼	-32	Civil Commitments	1.5%	1.4%
		GRAND TOTAL	51,384	100%	-0.6% ▼	-307	GRAND TOTAL	100%	100%

Filings by Division & Code

Division	Case Type Description	Code	Summary	Change	% Change	Absolute Change
Criminal	Misdemeanor	M	3,171	▲	+17.9%	+482
	Felony	F	1,550	▲	+8.2%	+118
	Capias	CA	486	▲	+18.8%	+77
	Show Cause	SC	331	▲	+19.1%	+53
	Civil Violation	CV	291	▲	+7.4%	+20
	Total			5,829	▲	14.8%
Traffic	Infraction	I	26,495	▲	+0.2%	+43
	Misdemeanor	M	3,830	▲	+5.2%	+188
	Capias	CA	111	▲	+46.1%	+35
	Felony	F	60	▼	-3.2%	-2
	Show Cause	SC	31	▲	+19.2%	+5
	Civil Violation	CV	8	▲	-	+8
	Other	O	2	▲	-	+2
	Restricted Operators License	RL	2	▼	-66.7%	-4
	Total			30,539	▲	0.9%
Civil	Warrant in Debt	WD	9,081	▲	+0.4%	+38
	Garnishment	GA	2,302	▼	-42.2%	-1,683
	Unlawful Detainer	UD	1,394	▲	+13.9%	+170
	Admin License	AL	383	▲	+36.3%	+102
	Interrogatory	IN	258	▲	+22.3%	+47
	Show Cause	SC	221	▲	+10.5%	+21
	Preliminary Protective Order	PP	182	▲	+10.3%	+17
	Protective Order	PO	150	▼	-8.0%	-13
	Other	OT	107	▼	-10.1%	-12
	Impoundment	IM	48	▲	+45.5%	+15
	Abstract	AJ	26	▼	-50.0%	-26
	Bond Forfeiture	BF	25	▲	+31.6%	+6
	Capias	CA	22	▲	+37.5%	+6
	Counter Claim	CC	22	▲	+4.8%	+1
	Tenants Assertion	TA	19	▲	+58.3%	+7
	Detinue	DT	14	▲	+7.7%	+1
	Motion for Judgment	MJ	9	▲	+80.0%	+4
	Overweight	OC	6	↔	-	-
	Mechanic's Lien	ML	3	▲	+50.0%	+1
	Petition-Restore Arms	PR	2	▲	+100.0%	+1
	Cross Claim	CR	1	▲	-	+1
	Interrogatory-Not	IC	0	▼	-100.0%	-1
	Restricted Operators License	RL	0	▼	-100.0%	-1
	Third Party Claim	TH	0	▼	-100.0%	-2
Total			14,275	▼	-8.3%	-1,300
Civil Commitments	Temporary Detention Order	TD	328	▼	-3.0%	-10
	Mental Commitment	MC	310	▲	+8.4%	+24
	Emergency Custody Order	EC	82	▼	-31.7%	-38
	Other	OT	14	▼	-41.7%	-10
	Medical Emergency Temporary Detention Order	MT	5	▲	+66.7%	+2
	Petition	PT	2	↔	-	-
Total			741	▼	-4.1%	-32
GRAND TOTAL			51,384	▼	-0.6%	-307

* Compared to same time period as previous year

** Case Type Categories are defined in the 2017 Virginia Judicial Workload Assessment

The data reported reflect the case management system. The case types reported may not necessitate judicial involvement.

Filings by Major Case Category**

Category	Summary	Change	% Change	Absolute Change
Felony	1,610	▲	+7.8%	+116
Garnishment	2,560	▼	-39.0%	-1,636
General Civil	9,135	▲	+0.5%	+46
Infraction/Civil Violation	26,802	▲	+0.3%	+73
Involuntary Civil Commitments	16	▼	-38.5%	-10
Landlord /Tenant	1,413	▲	+14.3%	+177
Misdemeanor	7,003	▼	+10.5%	+665
Other	2,513	▲	+11.4%	+258
Protective Orders	332	▲	+1.2%	+4
GRAND TOTAL	51,384	▼	-0.6%	-307

* Compared to same time period as previous year

** Case Type Categories are defined in the 2017 Virginia Judicial Workload Assessment

The data reported reflect the case management system. The case types reported may not necessitate judicial involvement.

2024 Overall GRAND TOTAL		Distribution of Caseload			Change*		Percentage (%) of Caseload		
3,927	+210	Criminal	319	8%	36.3% ▲	+85	Criminal	2023 6.3%	2024 8.1%
2024		Traffic	3,428	87%	3.8% ▲	+125	Traffic	88.9%	87.3%
2023		Civil	176	4%	1.1% ▲	+2	Civil	4.7%	4.5%
		Civil Commitments	4	0%	-33.3% ▼	-2	Civil Commitments	0.2%	0.1%
		GRAND TOTAL	3,927	100%	5.6% ▲	+210	GRAND TOTAL	100%	100%

Filings by Division & Code

Division	Case Type Description	Code	Summary	Change	% Change	Absolute Change
Criminal	Misdemeanor	M	178	▲	+67.9%	+72
	Felony	F	91	▲	+37.9%	+25
	Capias	CA	25	▲	+25.0%	+5
	Show Cause	SC	17	▼	-41.4%	-12
	Civil Violation	CV	8	▼	-38.5%	-5
	Total			319	▲	36.3%
Traffic	Infraction	I	2,908	▲	+1.7%	+48
	Misdemeanor	M	504	▲	+18.0%	+77
	Felony	F	8	▲	+166.7%	+5
	Capias	CA	5	▼	-37.5%	-3
	Show Cause	SC	2	↔		-
	Restricted Operators License	RL	1	▼	-50.0%	-1
	Other	O	0	▼	-100.0%	-1
	Total			3,428	▲	3.8%
Civil	Warrant in Debt	WD	79	▲	+92.7%	+38
	Admin License	AL	33	▲	+3.1%	+1
	Garnishment	GA	28	▲	+3.7%	+1
	Impoundment	IM	16	▼	-52.9%	-18
	Unlawful Detainer	UD	9	↔		-
	Preliminary Protective Order	PP	3	▼	-66.7%	-6
	Abstract	AJ	2	▲	-	+2
	Detinue	DT	2	▲	-	+2
	Protective Order	PO	2	▼	-80.0%	-8
	Counter Claim	CC	1	▼	-50.0%	-1
	Other	OT	1	▼	-90.0%	-9
Total			176	▲	1.1%	+2
Civil Commitments	Temporary Detention Order	TD	4	▲	+33.3%	+1
	Emergency Custody Order	EC	0	▼	-100.0%	-2
	Mental Commitment	MC	0	▼	-100.0%	-1
	Total			4	▼	-33.3%
GRAND TOTAL			3,927	▲	5.6%	+210



Filings by Major Case Category**

Category	Summary	Change	% Change	Absolute Change
Felony	99	▲	+43.5%	+30
Garnishment	28	▲	+3.7%	+1
General Civil	81	▲	+88.4%	+38
Infraction/Civil Violation	2,916	▼	+1.5%	+42
Landlord /Tenant	9	↔		0
Misdemeanor	683	▲	+27.7%	+148
Other	106	▲	-24.8%	-35
Protective Orders	5	▼	-73.7%	-14
GRAND TOTAL	3,927	▲	5.6%	+210

* Compared to same time period as previous year

** Case Type Categories are defined in the 2017 Virginia Judicial Workload Assessment

The data reported reflect the case management system. The case types reported may not necessitate judicial involvement.

2024 Overall GRAND TOTAL		Distribution of Caseload			Change*		Percentage (%) of Caseload		
10,588	+1,870	Criminal	1,524	14%	11.7% ▲	+160	Criminal	2023	2024
		Traffic	6,054	57%	28.9% ▲	+1,357	Traffic	15.6%	14.4%
		Civil	2,787	26%	14.0% ▲	+343	Civil	53.9%	57.2%
		Civil Commitments	223	2%	4.7% ▲	+10	Civil Commitments	28.0%	26.3%
		GRAND TOTAL	10,588	100%	21.4% ▲	+1,870	GRAND TOTAL	2.4%	2.1%
							GRAND TOTAL	100%	100%

Filings by Division & Code

Division	Case Type Description	Code	Summary	Change	% Change	Absolute Change
Criminal	Misdemeanor	M	838	▲	+5.3%	+42
	Felony	F	453	▲	+22.8%	+84
	Civil Violation	CV	114	▲	+46.2%	+36
	Capias	CA	82	▲	+5.1%	+4
	Show Cause	SC	37	▼	-14.0%	-6
	Total			1,524	▲	11.7%
Traffic	Infraction	I	4,410	▲	+32.2%	+1,075
	Misdemeanor	M	1,552	▲	+23.7%	+297
	Show Cause	SC	37	▼	-19.6%	-9
	Felony	F	30	▲	+11.1%	+3
	Capias	CA	16	▼	-36.0%	-9
	Civil Violation	CV	9	↔		-
Total			6,054	▲	28.9%	+1,357
Civil	Warrant in Debt	WD	1,253	▲	+55.5%	+447
	Garnishment	GA	634	▼	-7.8%	-54
	Unlawful Detainer	UD	423	▼	-1.4%	-6
	Detinue	DT	117	▲	+13.6%	+14
	Other	OT	108	▼	-18.2%	-24
	Protective Order	PO	72	▼	-6.5%	-5
	Preliminary Protective Order	PP	66	▼	-10.8%	-8
	Admin License	AL	40	▼	-20.0%	-10
	Bond Forfeiture	BF	38	▼	-15.6%	-7
	Overweight	OC	8	▲	+166.7%	+5
	Tenants Assertion	TA	8	▲	+166.7%	+5
	Abstract	AJ	6	▼	-14.3%	-1
	Impoundment	IM	6	▼	-45.5%	-5
	Interrogatory	IN	5	▼	-37.5%	-3
	Show Cause	SC	3	▲	+200.0%	+2
	Counter Claim	CC	0	▼	-100.0%	-1
	Distress Seizure	DS	0	▼	-100.0%	-1
	Petition to Require Blood Test	BT	0	▼	-100.0%	-1
	Petition-Restore Arms	PR	0	▼	-100.0%	-3
Third Party Claim	TH	0	▼	-100.0%	-1	
Total			2,787	▲	14.0%	+343
Civil Commitments	Temporary Detention Order	TD	117	▲	+7.3%	+8
	Emergency Custody Order	EC	73	▲	+9.0%	+6
	Mental Commitment	MC	33	▼	-10.8%	-4
Total			223	▲	4.7%	+10
GRAND TOTAL			10,588	▲	21.4%	+1,870

Filings by Major Case Category**

Category	Summary	Change	% Change	Absolute Change
Felony	483	▲	+22.0%	+87
Garnishment	639	▼	-8.2%	-57
General Civil	1,375	▼	+49.6%	+456
Infraction/Civil Violation	4,541	▲	+32.6%	+1,116

* Compared to same time period as previous year

** Case Type Categories are defined in the 2017 Virginia Judicial Workload Assessment

The data reported reflect the case management system. The case types reported may not necessitate judicial involvement.



CPSS - GCMS CASELOAD STATISTICS OF THE GENERAL DISTRICT COURTS
 January 2024 thru October 2024 Filings (Compared to January 2023 thru October 2023)

Landlord /Tenant	431	▲	-0.2%	-1
Misdemeanor	2,390	▲	+16.5%	+339
Other	591	▼	-8.8%	-57
Protective Orders	138	▼	-8.6%	-13
GRAND TOTAL	10,588	▲	21.4%	+1,870

* Compared to same time period as previous year

** Case Type Categories are defined in the 2017 Virginia Judicial Workload Assessment

The data reported reflect the case management system. The case types reported may not necessitate judicial involvement.

2024 Overall GRAND TOTAL		Distribution of Caseload			Change*		Percentage (%) of Caseload		
4,106	-697	Criminal	673	16%	-19.9% ▼	-167	Criminal	2023	2024
		Traffic	2,092	51%	-23.3% ▼	-637	Traffic	17.5%	16.4%
		Civil	1,146	28%	11.9% ▲	+122	Civil	56.8%	50.9%
		Civil Commitments	195	5%	-7.1% ▼	-15	Civil Commitments	21.3%	27.9%
		GRAND TOTAL	4,106	100%	-14.5% ▼	-697	GRAND TOTAL	4.4%	4.7%
							GRAND TOTAL	100%	100%

Filings by Division & Code

Division	Case Type Description	Code	Summary	Change	% Change	Absolute Change
Criminal	Misdemeanor	M	370	▼	-17.4%	-78
	Felony	F	205	▼	-33.9%	-105
	Show Cause	SC	54	▲	+58.8%	+20
	Capias	CA	35	▼	-16.7%	-7
	Civil Violation	CV	9	▲	+50.0%	+3
	Total			673	▼	-19.9%
Traffic	Infraction	I	1,491	▼	-26.0%	-525
	Misdemeanor	M	545	▼	-13.5%	-85
	Show Cause	SC	26	▼	-38.1%	-16
	Capias	CA	13	▼	-27.8%	-5
	Felony	F	11	▼	-15.4%	-2
	Civil Violation	CV	6	▼	-40.0%	-4
Total			2,092	▼	-23.3%	-637
Civil	Warrant in Debt	WD	418	▲	+105.9%	+215
	Unlawful Detainer	UD	328	▲	+1.5%	+5
	Garnishment	GA	250	▼	-29.8%	-106
	Other	OT	45	▲	+21.6%	+8
	Admin License	AL	40	▲	+48.1%	+13
	Bond Forfeiture	BF	17	▼	-32.0%	-8
	Protective Order	PO	14	▲	+16.7%	+2
	Preliminary Protective Order	PP	13	▲	+8.3%	+1
	Impoundment	IM	10	▼	-9.1%	-1
	Abstract	AJ	3	▼	-25.0%	-1
	Detinue	DT	3	▼	-25.0%	-1
	Interrogatory	IN	3	▼	-57.1%	-4
	Show Cause	SC	2	▲	+100.0%	+1
	Tenants Assertion	TA	0	▼	-100.0%	-2
Total			1,146	▲	11.9%	+122
Civil Commitments	Emergency Custody Order	EC	76	▼	-26.9%	-28
	Temporary Detention Order	TD	61	▲	+1.7%	+1
	Mental Commitment	MC	57	▲	+23.9%	+11
	Other	OT	1	▲	-	+1
Total			195	▼	-7.1%	-15
GRAND TOTAL			4,106	▼	-14.5%	-697

Filings by Major Case Category**

Category	Summary	Change	% Change	Absolute Change
Felony	216	▼	-33.1%	-107
Garnishment	253	▼	-30.3%	-110
General Civil	424	▲	+102.9%	+215
Infraction/Civil Violation	1,506	▼	-25.9%	-526
Involuntary Civil Commitments	1	▲	-	+1
Landlord /Tenant	328	▼	+0.9%	+3
Misdemeanor	915	▼	-15.1%	-163
Other	436	▲	-2.9%	-13

* Compared to same time period as previous year

** Case Type Categories are defined in the 2017 Virginia Judicial Workload Assessment

The data reported reflect the case management system. The case types reported may not necessitate judicial involvement.



CPSS - GCMS CASELOAD STATISTICS OF THE GENERAL DISTRICT COURTS
January 2024 thru October 2024 Filings (Compared to January 2023 thru October 2023)

Protective Orders	27	▲	+12.5%	+3
GRAND TOTAL	4,106	▼	-14.5%	-697

* Compared to same time period as previous year

** Case Type Categories are defined in the 2017 Virginia Judicial Workload Assessment

The data reported reflect the case management system. The case types reported may not necessitate judicial involvement.

2024 Overall GRAND TOTAL		Distribution of Caseload			Change*		Percentage (%) of Caseload		
2,963	+524	Criminal	480	16%	18.2% ▲	+74	Criminal	2023	2024
		Traffic	2,012	68%	24.2% ▲	+392	Traffic	16.6%	16.2%
		Civil	453	15%	22.4% ▲	+83	Civil	66.4%	67.9%
		Civil Commitments	18	1%	-58.1% ▼	-25	Civil Commitments	15.2%	15.3%
		GRAND TOTAL	2,963	100%	21.5% ▲	+524	GRAND TOTAL	1.8%	0.6%
							GRAND TOTAL	100%	100%

Filings by Division & Code

Division	Case Type Description	Code	Summary	Change	% Change	Absolute Change
Criminal	Misdemeanor	M	312	▲	+35.1%	+81
	Felony	F	115	▲	+15.0%	+15
	Capias	CA	30	↔		-
	Show Cause	SC	14	▼	-53.3%	-16
	Civil Violation	CV	9	▼	-40.0%	-6
	Total			480	▲	18.2%
Traffic	Infraction	I	1,574	▲	+29.4%	+358
	Misdemeanor	M	427	▲	+8.9%	+35
	Felony	F	7	▲	+16.7%	+1
	Capias	CA	2	▼	-50.0%	-2
	Show Cause	SC	2	↔		-
	Total			2,012	▲	24.2%
Civil	Warrant in Debt	WD	236	▲	+59.5%	+88
	Garnishment	GA	87	↔		-
	Other	OT	33	▲	+94.1%	+16
	Preliminary Protective Order	PP	24	▲	+71.4%	+10
	Unlawful Detainer	UD	22	▼	-56.9%	-29
	Protective Order	PO	19	▲	+90.0%	+9
	Admin License	AL	11	▲	+83.3%	+5
	Detinue	DT	6	▲	+200.0%	+4
	Bond Forfeiture	BF	5	▼	-68.8%	-11
	Abstract	AJ	3	▲	-	+3
	Impoundment	IM	3	▲	-	+3
	Counter Claim	CC	2	▲	-	+2
	Overweight	OC	1	▼	-93.8%	-15
	Petition-Restore Arms	PR	1	▲	-	+1
	Capias	CA	0	▼	-100.0%	-1
	Interrogatory	IN	0	▼	-100.0%	-1
Motion for Judgment	MJ	0	▼	-100.0%	-1	
Total			453	▲	22.4%	+83
Civil Commitments	Temporary Detention Order	TD	16	▼	-50.0%	-16
	Emergency Custody Order	EC	2	▼	-81.8%	-9
	Total		18	▼	-58.1%	-25
GRAND TOTAL			2,963	▲	21.5%	+524

Filings by Major Case Category**

Category	Summary	Change	% Change	Absolute Change
Felony	122	▲	+15.1%	+16
Garnishment	87	▼	-1.1%	-1
General Civil	245	▲	+62.3%	+94
Infraction/Civil Violation	1,584	▼	+27.0%	+337
Landlord /Tenant	22	▼	-56.9%	-29
Misdemeanor	739	▲	+18.6%	+116
Other	121	▲	-18.8%	-28
Protective Orders	43	▲	+79.2%	+19

* Compared to same time period as previous year

** Case Type Categories are defined in the 2017 Virginia Judicial Workload Assessment

The data reported reflect the case management system. The case types reported may not necessitate judicial involvement.

CPSS - GCMS CASELOAD STATISTICS OF THE GENERAL DISTRICT COURTS
January 2024 thru October 2024 Filings (Compared to January 2023 thru October 2023)

<i>GRAND TOTAL</i>	2,963	▲	21.5%	+524
---------------------------	--------------	---	-------	------

* Compared to same time period as previous year

** Case Type Categories are defined in the 2017 Virginia Judicial Workload Assessment

The data reported reflect the case management system. The case types reported may not necessitate judicial involvement.

2024 Overall GRAND TOTAL		Distribution of Caseload			Change*		Percentage (%) of Caseload		
12,814	+360	Criminal	3,369	26%	4.2% ▲	+136	Criminal	2023	2024
		Traffic	4,209	33%	6.6% ▲	+262	Traffic	26.0%	26.3%
2024		Civil	4,229	33%	-2.6% ▼	-115	Civil	31.7%	32.8%
2023		Civil Commitments	1,007	8%	8.3% ▲	+77	Civil Commitments	34.9%	33.0%
		GRAND TOTAL	12,814	100%	2.9% ▲	+360	GRAND TOTAL	7.5%	7.9%
							GRAND TOTAL	100%	100%

Filings by Division & Code

Division	Case Type Description	Code	Summary	Change	% Change	Absolute Change
Criminal	Misdemeanor	M	2,083	▲	+4.0%	+80
	Felony	F	821	▲	+10.1%	+75
	Capias	CA	312	▼	-3.7%	-12
	Show Cause	SC	83	▼	-4.6%	-4
	Civil Violation	CV	64	▲	+6.7%	+4
	Restricted Operators License	RL	4	▼	-66.7%	-8
	Motion	MO	2	▲	+100.0%	+1
	Total			3,369	▲	4.2%
Traffic	Infraction	I	3,004	▲	+8.0%	+223
	Misdemeanor	M	1,124	▲	+5.5%	+59
	Capias	CA	50	▼	-18.0%	-11
	Felony	F	24	▼	-11.1%	-3
	Civil Violation	CV	2	▲	-	+2
	Restricted Operators License	RL	2	▼	-75.0%	-6
	Show Cause	SC	2	▼	-60.0%	-3
	Other	O	1	▲	-	+1
Total			4,209	▲	6.6%	+262
Civil	Warrant in Debt	WD	1,594	▲	+41.3%	+466
	Unlawful Detainer	UD	983	▼	-13.8%	-158
	Garnishment	GA	774	▼	-16.1%	-148
	Detinue	DT	343	▼	-41.6%	-244
	Other	OT	278	▼	+1.8%	+5
	Preliminary Protective Order	PP	92	▲	+7.0%	+6
	Protective Order	PO	80	▼	-1.2%	-1
	Admin License	AL	45	↔	-	-
	Bond Forfeiture	BF	20	▼	-31.0%	-9
	Impoundment	IM	7	▼	-12.5%	-1
	Tenants Assertion	TA	5	▼	-37.5%	-3
	Abstract	AJ	3	▼	-78.6%	-11
	Interrogatory	IN	2	▼	-66.7%	-4
	Motion for Judgment	MJ	2	▼	-50.0%	-2
	Counter Claim	CC	1	▼	-50.0%	-1
	Mechanic's Lien	ML	0	▼	-100.0%	-1
	Petition-Restore Arms	PR	0	▼	-100.0%	-5
Show Cause	SC	0	▼	-100.0%	-4	
Total			4,229	▼	-2.6%	-115
Civil Commitments	Mental Commitment	MC	469	▲	+10.4%	+44
	Temporary Detention Order	TD	224	▲	+14.3%	+28
	Other	OT	202	▲	+22.4%	+37
	Emergency Custody Order	EC	102	▼	-22.7%	-30
	Petition	PT	8	↔	-	-
	Medical Emergency Temporary Detention Order	MT	2	▼	-33.3%	-1
	Medical Emergency Custody Order	ME	0	▼	-100.0%	-1
Total			1,007	▲	8.3%	+77
GRAND TOTAL			12,814	▲	2.9%	+360

* Compared to same time period as previous year

** Case Type Categories are defined in the 2017 Virginia Judicial Workload Assessment

The data reported reflect the case management system. The case types reported may not necessitate judicial involvement.



Filings by Major Case Category**

Category	Summary	Change	% Change	Absolute Change
Felony	845	▼	+9.3%	+72
Garnishment	776	▼	-16.4%	-152
General Civil	1,945	▼	+12.1%	+210
Infraction/Civil Violation	3,071	▲	+8.1%	+230
Involuntary Civil Commitments	210	▲	+21.4%	+37
Landlord /Tenant	988	▼	-14.0%	-161
Misdemeanor	3,213	▼	+4.0%	+125
Other	1,594	▼	-0.4%	-6
Protective Orders	172	▲	+3.0%	+5
GRAND TOTAL	12,814	▲	2.9%	+360

* Compared to same time period as previous year

** Case Type Categories are defined in the 2017 Virginia Judicial Workload Assessment

The data reported reflect the case management system. The case types reported may not necessitate judicial involvement.

2024 Overall GRAND TOTAL		Distribution of Caseload			Change*		Percentage (%) of Caseload		
10,647	+1,698	Criminal	1,723	16%	1.5% ▲	+25	Criminal	2023	2024
		Traffic	6,466	61%	24.0% ▲	+1,253	Traffic	19.0%	16.2%
		Civil	2,290	22%	23.7% ▲	+438	Civil	58.3%	60.7%
		Civil Commitments	168	2%	-9.7% ▼	-18	Civil Commitments	20.7%	21.5%
		GRAND TOTAL	10,647	100%	19.0% ▲	+1,698	GRAND TOTAL	2.1%	1.6%
							GRAND TOTAL	100%	100%

Filings by Division & Code

Division	Case Type Description	Code	Summary	Change	% Change	Absolute Change
Criminal	Misdemeanor	M	1,171	▲	+12.0%	+125
	Felony	F	332	▼	-21.1%	-89
	Capias	CA	104	▼	-16.8%	-21
	Civil Violation	CV	70	▲	+45.8%	+22
	Show Cause	SC	46	▼	-20.7%	-12
	Total			1,723	▲	1.5%
Traffic	Infraction	I	5,423	▲	+23.5%	+1,032
	Misdemeanor	M	995	▲	+30.1%	+230
	Capias	CA	32	▲	+28.0%	+7
	Felony	F	12	▼	-57.1%	-16
	Civil Violation	CV	3	▼	-25.0%	-1
	Show Cause	SC	1	▲	-	+1
Total			6,466	▲	24.0%	+1,253
Civil	Warrant in Debt	WD	1,126	▲	+51.8%	+384
	Garnishment	GA	551	▲	+2.6%	+14
	Unlawful Detainer	UD	185	▼	-20.9%	-49
	Other	OT	116	▼	+30.3%	+27
	Detinue	DT	60	▲	+5.3%	+3
	Admin License	AL	57	▲	+3.6%	+2
	Preliminary Protective Order	PP	54	▲	+74.2%	+23
	Interrogatory	IN	42	▲	+20.0%	+7
	Impoundment	IM	21	▲	+40.0%	+6
	Show Cause	SC	21	▲	+90.9%	+10
	Bond Forfeiture	BF	19	▲	+5.6%	+1
	Abstract	AJ	13	▲	+225.0%	+9
	Protective Order	PO	11	▲	+10.0%	+1
	Counter Claim	CC	5	▲	+66.7%	+2
	Overweight	OC	4	▲	-	+4
	Petition-Restore Arms	PR	3	▲	+50.0%	+1
	Motion for Judgment	MJ	1	▲	-	+1
	Tenants Assertion	TA	1	▼	-87.5%	-7
Third Party Claim	TH	0	▼	-100.0%	-1	
Total			2,290	▲	23.7%	+438
Civil Commitments	Temporary Detention Order	TD	97	▲	+3.2%	+3
	Emergency Custody Order	EC	64	▼	-17.9%	-14
	Mental Commitment	MC	5	▼	-61.5%	-8
	Medical Emergency Temporary Detention Order	MT	1	▲	-	+1
	Other	OT	1	▲	-	+1
	Petition	PT	0	▼	-100.0%	-1
Total			168	▼	-9.7%	-18
GRAND TOTAL			10,647	▲	19.0%	+1,698

Filings by Major Case Category**

Category	Summary	Change	% Change	Absolute Change
Felony	344	▼	-23.4%	-105
Garnishment	593	▲	+3.7%	+21
General Civil	1,193	▲	+48.0%	+387

* Compared to same time period as previous year

** Case Type Categories are defined in the 2017 Virginia Judicial Workload Assessment

The data reported reflect the case management system. The case types reported may not necessitate judicial involvement.

CPSS - GCMS CASELOAD STATISTICS OF THE GENERAL DISTRICT COURTS
 January 2024 thru October 2024 Filings (Compared to January 2023 thru October 2023)

Infraction/Civil Violation	5,500	▲	+23.8%	+1,057
Involuntary Civil Commitments	1	▲		0
Landlord /Tenant	186	▼	-23.1%	-56
Misdemeanor	2,166	▲	+19.6%	+355
Other	599	▲	+2.6%	+15
Protective Orders	65	▲	+58.5%	+24
GRAND TOTAL	10,647	▲	19.0%	+1,698

* Compared to same time period as previous year

** Case Type Categories are defined in the 2017 Virginia Judicial Workload Assessment

The data reported reflect the case management system. The case types reported may not necessitate judicial involvement.

2024 Overall GRAND TOTAL		Distribution of Caseload			Change*		Percentage (%) of Caseload		
10,275	+1,392	Criminal	865	8%	10.9% ▲	+85	Criminal	2023: 8.8%	2024: 8.4%
		Traffic	6,742	66%	19.5% ▲	+1,099	Traffic	63.5%	65.6%
2024		Civil	2,495	24%	8.3% ▲	+192	Civil	25.9%	24.3%
2023		Civil Commitments	173	2%	10.2% ▲	+16	Civil Commitments	1.8%	1.7%
		GRAND TOTAL	10,275	100%	15.7% ▲	+1,392	GRAND TOTAL	100%	100%

Filings by Division & Code

Division	Case Type Description	Code	Summary	Change	% Change	Absolute Change
Criminal	Misdemeanor	M	536	▲	+5.7%	+29
	Felony	F	227	▲	+41.9%	+67
	Capias	CA	57	↔		-
	Show Cause	SC	26	▲	+18.2%	+4
	Civil Violation	CV	19	▼	-44.1%	-15
	Total			865	▲	10.9%
Traffic	Infraction	I	5,557	▲	+15.6%	+748
	Misdemeanor	M	1,137	▲	+41.9%	+336
	Capias	CA	27	▲	+28.6%	+6
	Felony	F	14	▲	+55.6%	+5
	Show Cause	SC	6	▲	+100.0%	+3
	Civil Violation	CV	1	▲	-	+1
	Total			6,742	▲	19.5%
Civil	Warrant in Debt	WD	1,395	▲	+24.4%	+274
	Garnishment	GA	625	▼	-3.0%	-19
	Unlawful Detainer	UD	219	▼	-23.2%	-66
	Other	OT	102	▲	+6.3%	+6
	Preliminary Protective Order	PP	38	▲	+40.7%	+11
	Abstract	AJ	23	▼	-25.8%	-8
	Detinue	DT	16	▲	+45.5%	+5
	Admin License	AL	14	▼	-33.3%	-7
	Bond Forfeiture	BF	10	▲	+11.1%	+1
	Impoundment	IM	10	▲	+150.0%	+6
	Protective Order	PO	10	▼	-33.3%	-5
	Show Cause	SC	10	▲	+150.0%	+6
	Interrogatory	IN	9	▼	-52.6%	-10
	Overweight	OC	4	▲	+100.0%	+2
	Counter Claim	CC	3	▲	+50.0%	+1
	Petition-Restore Arms	PR	3	▼	-50.0%	-3
	Tenants Assertion	TA	2	▼	-33.3%	-1
	Petition to Require Blood Test	BT	1	▲	-	+1
	Third Party Claim	TH	1	▲	-	+1
	Motion for Judgment	MJ	0	▼	-100.0%	-3
Total			2,495	▲	8.3%	+192
Civil Commitments	Temporary Detention Order	TD	110	▲	+35.8%	+29
	Emergency Custody Order	EC	59	▼	-18.1%	-13
	Mental Commitment	MC	2	↔		-
	Other	OT	1	↔		-
	Petition	PT	1	▲	-	+1
	Medical Emergency Temporary Detention Order	MT	0	▼	-100.0%	-1
Total			173	▲	10.2%	+16
GRAND TOTAL			10,275	▲	15.7%	+1,392

* Compared to same time period as previous year



** Case Type Categories are defined in the 2017 Virginia Judicial Workload Assessment

The data reported reflect the case management system. The case types reported may not necessitate judicial involvement.

Filings by Major Case Category**

Category	Summary	Change	% Change	Absolute Change
Felony	241	▲	+42.6%	+72
Garnishment	634	▼	-4.4%	-29
General Civil	1,421	▼	+24.0%	+275
Infraction/Civil Violation	5,581	▲	+15.2%	+736
Involuntary Civil Commitments	2	▲	+100.0%	+1
Landlord /Tenant	221	▼	-23.3%	-67
Misdemeanor	1,673	▲	+27.9%	+365
Other	454	▲	+7.8%	+33
Protective Orders	48	▲	+14.3%	+6
GRAND TOTAL	10,275	▲	15.7%	+1,392

* Compared to same time period as previous year
 ** Case Type Categories are defined in the 2017 Virginia Judicial Workload Assessment
 The data reported reflect the case management system. The case types reported may not necessitate judicial involvement.

2024 Overall GRAND TOTAL		Distribution of Caseload			Change*		Percentage (%) of Caseload		
27,670	+1,004	Criminal	4,130	15%	1.9% ▲	+78	Criminal	2023	2024
		Traffic	13,318	48%	5.1% ▲	+651	Traffic	15.2%	14.9%
		Civil	9,076	33%	4.0% ▲	+348	Civil	47.5%	48.1%
		Civil Commitments	1,146	4%	-6.0% ▼	-73	Civil Commitments	32.7%	32.8%
		GRAND TOTAL	27,670	100%	3.8% ▲	+1,004	GRAND TOTAL	4.6%	4.1%
							GRAND TOTAL	100%	100%

Filings by Division & Code

Division	Case Type Description	Code	Summary	Change	% Change	Absolute Change
Criminal	Misdemeanor	M	2,894	▲	+5.4%	+149
	Felony	F	1,025	▼	-5.9%	-64
	Capias	CA	99	▲	+10.0%	+9
	Show Cause	SC	93	▲	+10.7%	+9
	Civil Violation	CV	16	▼	-55.6%	-20
	Motion	MO	2	▼	-71.4%	-5
	Restricted Operators License	RL	1	↔		-
	Total			4,130	▲	1.9%
Traffic	Infraction	I	10,004	▲	+4.6%	+440
	Misdemeanor	M	3,072	▲	+8.2%	+233
	Felony	F	100	▼	-9.9%	-11
	Show Cause	SC	58	▼	-14.7%	-10
	Civil Violation	CV	43	▲	+34.4%	+11
	Capias	CA	16	▲	+14.3%	+2
	Motion	MO	15	▲	+25.0%	+3
	Restricted Operators License	RL	8	▼	-69.2%	-18
	Other	O	2	▲	+100.0%	+1
Total			13,318	▲	5.1%	+651
Civil	Warrant in Debt	WD	3,061	▲	+21.2%	+536
	Unlawful Detainer	UD	2,246	▲	+3.1%	+67
	Garnishment	GA	1,953	▼	-6.8%	-142
	Other	OT	410	▼	-16.8%	-83
	Detinue	DT	334	▼	-27.4%	-126
	Protective Order	PO	250	▲	+31.6%	+60
	Preliminary Protective Order	PP	249	▼	-7.4%	-20
	Interrogatory	IN	193	▲	+48.5%	+63
	Show Cause	SC	121	▲	+17.5%	+18
	Admin License	AL	70	▲	+12.9%	+8
	Bond Forfeiture	BF	57	▼	-32.1%	-27
	Tenants Assertion	TA	43	▲	+10.3%	+4
	Abstract	AJ	38	▼	-24.0%	-12
	Counter Claim	CC	22	▲	+144.4%	+13
	Impoundment	IM	11	▼	-45.0%	-9
	Motion for Judgment	MJ	8	▲	+100.0%	+4
	Petition-Restore Arms	PR	6	▲	+500.0%	+5
Capias	CA	4	▼	-73.3%	-11	
Total			9,076	▲	4.0%	+348
Civil Commitments	Temporary Detention Order	TD	603	▲	+10.6%	+58
	Mental Commitment	MC	244	▼	-18.1%	-54
	Emergency Custody Order	EC	145	▼	-26.4%	-52
	Medical Emergency Temporary Detention Order	MT	114	▼	-14.9%	-20
	Other	OT	40	▼	-11.1%	-5
Total			1,146	▼	-6.0%	-73
GRAND TOTAL			27,670	▲	3.8%	+1,004

* Compared to same time period as previous year

** Case Type Categories are defined in the 2017 Virginia Judicial Workload Assessment

The data reported reflect the case management system. The case types reported may not necessitate judicial involvement.



Filings by Major Case Category**

Category	Summary	Change	% Change	Absolute Change
Felony	1,125	▼	-6.3%	-75
Garnishment	2,146	▲	-3.6%	-79
General Civil	3,441	▲	+13.9%	+419
Infraction/Civil Violation	10,065	▲	+4.5%	+432
Involuntary Civil Commitments	40	▼	-11.1%	-5
Landlord /Tenant	2,289	▲	+3.2%	+71
Misdemeanor	5,975	▼	+6.5%	+364
Other	2,090	▼	-7.2%	-163
Protective Orders	499	▲	+8.7%	+40
GRAND TOTAL	27,670	▲	3.8%	+1,004

* Compared to same time period as previous year

** Case Type Categories are defined in the 2017 Virginia Judicial Workload Assessment

The data reported reflect the case management system. The case types reported may not necessitate judicial involvement.

2024 Overall GRAND TOTAL		Distribution of Caseload			Change*		Percentage (%) of Caseload		
22,613	+3,526	Criminal	2,266	10%	5.9% ▲	+127	Criminal	2023	2024
		Traffic	15,700	69%	21.7% ▲	+2,795	Traffic	11.2%	10.0%
		Civil	3,702	16%	16.1% ▲	+514	Civil	67.6%	69.4%
		Civil Commitments	945	4%	10.5% ▲	+90	Civil Commitments	16.7%	16.4%
		GRAND TOTAL	22,613	100%	18.5% ▲	+3,526	GRAND TOTAL	4.5%	4.2%
							GRAND TOTAL	100%	100%

Filings by Division & Code

Division	Case Type Description	Code	Summary	Change	% Change	Absolute Change
Criminal	Misdemeanor	M	1,530	▲	+8.1%	+114
	Felony	F	514	▲	+4.3%	+21
	Capias	CA	129	▼	-6.5%	-9
	Show Cause	SC	72	▲	+14.3%	+9
	Civil Violation	CV	21	▼	-27.6%	-8
	Total			2,266	▲	5.9%
Traffic	Infraction	I	11,945	▲	+20.6%	+2,042
	Misdemeanor	M	3,503	▲	+28.3%	+772
	Capias	CA	86	▲	+3.6%	+3
	Show Cause	SC	83	▼	-19.4%	-20
	Felony	F	39	▲	+5.4%	+2
	Civil Violation	CV	35	▼	-5.4%	-2
	Restricted Operators License	RL	8	▼	-27.3%	-3
	Other	O	1	▲	-	+1
	Total			15,700	▲	21.7%
Civil	Warrant in Debt	WD	1,645	▲	+32.4%	+403
	Garnishment	GA	769	▲	+10.5%	+73
	Unlawful Detainer	UD	608	▼	-1.8%	-11
	Other	OT	130	▲	+11.1%	+13
	Preliminary Protective Order	PP	99	▲	+59.7%	+37
	Admin License	AL	96	▼	-17.2%	-20
	Interrogatory	IN	89	▲	+53.4%	+31
	Protective Order	PO	79	▲	+43.6%	+24
	Bond Forfeiture	BF	52	▼	-22.4%	-15
	Show Cause	SC	50	▲	+4.2%	+2
	Abstract	AJ	31	▲	+19.2%	+5
	Impoundment	IM	22	▼	-52.2%	-24
	Detinue	DT	10	▼	-28.6%	-4
	Counter Claim	CC	7	▲	+133.3%	+4
	Third Party Claim	TH	6	▲	-	+6
	Petition-Restore Arms	PR	4	▲	+100.0%	+2
	Tenants Assertion	TA	2	▼	-80.0%	-8
	Cross Claim	CR	1	▲	-	+1
	Distress Seizure	DS	1	▲	-	+1
	Motion for Judgment	MJ	1	▼	-66.7%	-2
	Capias	CA	0	▼	-100.0%	-2
Overweight	OC	0	▼	-100.0%	-2	
Total			3,702	▲	16.1%	+514
Civil Commitments	Mental Commitment	MC	535	↔	-	-
	Temporary Detention Order	TD	211	▲	+45.5%	+66
	Other	OT	128	▲	+18.5%	+20
	Emergency Custody Order	EC	70	▲	+4.5%	+3
	Medical Emergency Temporary Detention Order	MT	1	▲	-	+1
Total			945	▲	10.5%	+90
GRAND TOTAL			22,613	▲	18.5%	+3,526

* Compared to same time period as previous year

** Case Type Categories are defined in the 2017 Virginia Judicial Workload Assessment

The data reported reflect the case management system. The case types reported may not necessitate judicial involvement.



Filings by Major Case Category**

Category	Summary	Change	% Change	Absolute Change
Felony	553	▲	+4.3%	+23
Garnishment	858	▲	+13.8%	+104
General Civil	1,681	▲	+31.5%	+403
Infraction/Civil Violation	12,002	▲	+20.4%	+2,031
Involuntary Civil Commitments	128	▲	+18.5%	+20
Landlord /Tenant	610	▼	-3.0%	-19
Misdemeanor	5,041	▲	+21.2%	+883
Other	1,562	▲	+1.3%	+20
Protective Orders	178	▲	+52.1%	+61
GRAND TOTAL	22,613	▲	18.5%	+3,526

* Compared to same time period as previous year

** Case Type Categories are defined in the 2017 Virginia Judicial Workload Assessment

The data reported reflect the case management system. The case types reported may not necessitate judicial involvement.

2024 Overall GRAND TOTAL		Distribution of Caseload			Change*		Percentage (%) of Caseload		
7,512	+636	Criminal	1,318	18%	13.2% ▲	+154	Criminal	2023	2024
		Traffic	3,887	52%	7.4% ▲	+268	Traffic	16.9%	17.5%
		Civil	1,645	22%	16.3% ▲	+230	Civil	52.6%	51.7%
		Civil Commitments	662	9%	-2.4% ▼	-16	Civil Commitments	20.6%	21.9%
		GRAND TOTAL	7,512	100%	9.2% ▲	+636	GRAND TOTAL	9.9%	8.8%
							GRAND TOTAL	100%	100%

Filings by Division & Code

Division	Case Type Description	Code	Summary	Change	% Change	Absolute Change
Criminal	Misdemeanor	M	913	▲	+24.2%	+178
	Felony	F	271	▼	-3.6%	-10
	Capias	CA	57	▼	-10.9%	-7
	Show Cause	SC	50	▼	-13.8%	-8
	Civil Violation	CV	27	▲	+3.8%	+1
	Total			1,318	▲	13.2%
Traffic	Infraction	I	3,081	▲	+4.5%	+133
	Misdemeanor	M	746	▲	+24.3%	+146
	Show Cause	SC	37	▼	-19.6%	-9
	Capias	CA	12	▲	+20.0%	+2
	Felony	F	11	▼	-8.3%	-1
	Restricted Operators License	RL	0	▼	-100.0%	-3
	Total			3,887	▲	7.4%
Civil	Warrant in Debt	WD	674	▲	+57.1%	+245
	Unlawful Detainer	UD	341	▼	-14.8%	-59
	Garnishment	GA	273	▼	-1.4%	-4
	Other	OT	78	▲	+5.4%	+4
	Admin License	AL	68	▲	+38.8%	+19
	Detinue	DT	61	▼	-16.4%	-12
	Interrogatory	IN	33	▲	+73.7%	+14
	Preliminary Protective Order	PP	29	▲	+16.0%	+4
	Show Cause	SC	23	▲	+130.0%	+13
	Protective Order	PO	21	▼	-8.7%	-2
	Impoundment	IM	17	▲	+183.3%	+11
	Abstract	AJ	10	▼	-41.2%	-7
	Bond Forfeiture	BF	7	▲	+40.0%	+2
	Tenants Assertion	TA	3	▼	-40.0%	-2
	Motion for Judgment	MJ	2	▲	-	+2
	Petition-Restore Arms	PR	2	↔	-	-
	Capias	CA	1	↔	-	-
	Petition to Require Blood Test	BT	1	▲	-	+1
	Restricted Operators License	RL	1	▲	-	+1
Total			1,645	▲	16.3%	+230
Civil Commitments	Mental Commitment	MC	412	↔	-	-
	Temporary Detention Order	TD	166	▼	-9.3%	-17
	Emergency Custody Order	EC	40	↔	-	-
	Other	OT	30	▲	+30.4%	+7
	Medical Emergency Temporary Detention Order	MT	13	▼	-35.0%	-7
	Medical Emergency Custody Order	ME	1	▲	-	+1
Total			662	▼	-2.4%	-16
GRAND TOTAL			7,512	▲	9.2%	+636

Filings by Major Case Category**

Category	Summary	Change	% Change	Absolute Change
Felony	282	▼	-3.8%	-11
Garnishment	306	▲	+3.4%	+10
General Civil	747	▲	+46.2%	+236

* Compared to same time period as previous year

** Case Type Categories are defined in the 2017 Virginia Judicial Workload Assessment

The data reported reflect the case management system. The case types reported may not necessitate judicial involvement.



CPSS - GCMS CASELOAD STATISTICS OF THE GENERAL DISTRICT COURTS
 January 2024 thru October 2024 Filings (Compared to January 2023 thru October 2023)

Infraction/Civil Violation	3,108	▲	+4.5%	+134
Involuntary Civil Commitments	30	▲	+30.4%	+7
Landlord /Tenant	344	▼	-15.1%	-61
Misdemeanor	1,660	▲	+24.1%	+322
Other	985	▲	-0.3%	-3
Protective Orders	50	▲	+4.2%	+2
GRAND TOTAL	7,512	▲	9.2%	+636

* Compared to same time period as previous year

** Case Type Categories are defined in the 2017 Virginia Judicial Workload Assessment

The data reported reflect the case management system. The case types reported may not necessitate judicial involvement.

2024 Overall GRAND TOTAL		Distribution of Caseload			Change*		Percentage (%) of Caseload		
9,359	+2,865	Criminal	988	11%	-2.3% ▼	-23	Criminal	2023	2024
		Traffic	6,812	73%	72.9% ▲	+2,872	Traffic	15.6%	10.6%
		Civil	1,470	16%	1.4% ▲	+20	Civil	60.7%	72.8%
		Civil Commitments	89	1%	-4.3% ▼	-4	Civil Commitments	22.3%	15.7%
		GRAND TOTAL	9,359	100%	44.1% ▲	+2,865	GRAND TOTAL	100%	100%

Filings by Division & Code

Division	Case Type Description	Code	Summary	Change	% Change	Absolute Change
Criminal	Misdemeanor	M	543	▲	+5.8%	+30
	Felony	F	266	▼	-6.0%	-17
	Show Cause	SC	100	▼	-4.8%	-5
	Capias	CA	67	▼	-24.7%	-22
	Motion	MO	6	▼	-50.0%	-6
	Civil Violation	CV	4	▼	-55.6%	-5
	Restricted Operators License	RL	2	▲	-	+2
	Total			988	▼	-2.3%
Traffic	Infraction	I	5,525	▲	+66.8%	+2,212
	Misdemeanor	M	1,196	▲	+124.4%	+663
	Show Cause	SC	34	▼	-19.0%	-8
	Capias	CA	28	▲	+33.3%	+7
	Felony	F	15	▲	+87.5%	+7
	Civil Violation	CV	8	▼	-42.9%	-6
	Motion	MO	5	▼	-37.5%	-3
	Restricted Operators License	RL	1	↔	-	-
Total			6,812	▲	72.9%	+2,872
Civil	Warrant in Debt	WD	688	▲	+57.1%	+250
	Garnishment	GA	341	▼	-17.6%	-73
	Unlawful Detainer	UD	146	▼	-43.8%	-114
	Other	OT	71	▼	-12.3%	-10
	Preliminary Protective Order	PP	47	▼	-7.8%	-4
	Protective Order	PO	38	▲	+5.6%	+2
	Detinue	DT	36	▼	-2.7%	-1
	Admin License	AL	34	▼	-24.4%	-11
	Interrogatory	IN	24	▼	-14.3%	-4
	Show Cause	SC	17	▲	+21.4%	+3
	Bond Forfeiture	BF	10	▼	-50.0%	-10
	Abstract	AJ	7	▼	-53.3%	-8
	Motion for Judgment	MJ	4	▲	+300.0%	+3
	Impoundment	IM	3	▼	-50.0%	-3
	Capias	CA	2	↔	-	-
	Petition-Restore Arms	PR	1	↔	-	-
Tenants Assertion	TA	1	↔	-	-	
Total			1,470	▲	1.4%	+20
Civil Commitments	Temporary Detention Order	TD	69	▼	-16.9%	-14
	Emergency Custody Order	EC	19	▲	+111.1%	+10
	Mental Commitment	MC	1	↔	-	-
Total			89	▼	-4.3%	-4
GRAND TOTAL			9,359	▲	44.1%	+2,865

Filings by Major Case Category**

Category	Summary	Change	% Change	Absolute Change
Felony	281	▲	-3.4%	-10
Garnishment	365	▼	-17.4%	-77
General Civil	743	▲	+51.9%	+254

* Compared to same time period as previous year

** Case Type Categories are defined in the 2017 Virginia Judicial Workload Assessment

The data reported reflect the case management system. The case types reported may not necessitate judicial involvement.

CPSS - GCMS CASELOAD STATISTICS OF THE GENERAL DISTRICT COURTS
 January 2024 thru October 2024 Filings (Compared to January 2023 thru October 2023)

Infraction/Civil Violation	5,537	▼	+66.0%	+2,201
Landlord /Tenant	147	▼	-43.7%	-114
Misdemeanor	1,742	▲	+66.4%	+695
Other	459	▼	-15.2%	-82
Protective Orders	85	▼	-2.3%	-2
GRAND TOTAL	9,359	▲	44.1%	+2,865

* Compared to same time period as previous year

** Case Type Categories are defined in the 2017 Virginia Judicial Workload Assessment

The data reported reflect the case management system. The case types reported may not necessitate judicial involvement.

2024 Overall GRAND TOTAL		Distribution of Caseload			Change*		Percentage (%) of Caseload			
8,933	+197	Criminal	1,670	19%	-8.4%	▼	-154	Criminal	20.9%	18.7%
		Traffic	4,170	47%	-3.8%	▼	-164	Traffic	49.6%	46.7%
2024		Civil	2,929	33%	19.2%	▲	+471	Civil	28.1%	32.8%
2023		Civil Commitments	164	2%	36.7%	▲	+44	Civil Commitments	1.4%	1.8%
		GRAND TOTAL	8,933	100%	2.3%	▲	+197	GRAND TOTAL	100%	100%

Filings by Division & Code

Division	Case Type Description	Code	Summary	Change	% Change	Absolute Change
Criminal	Misdemeanor	M	955	▼	-2.5%	-24
	Felony	F	432	▼	-1.6%	-7
	Capias	CA	132	▼	-1.5%	-2
	Show Cause	SC	119	▼	-35.7%	-66
	Civil Violation	CV	32	▼	-63.2%	-55
	Total			1,670	▼	-8.4%
Traffic	Infraction	I	3,036	▼	-4.6%	-146
	Misdemeanor	M	835	▲	+1.3%	+11
	Show Cause	SC	174	▲	+6.1%	+10
	Capias	CA	99	▼	-27.7%	-38
	Felony	F	20	▼	-16.7%	-4
	Civil Violation	CV	5	▲	+150.0%	+3
	Restricted Operators License	RL	1	↔		-
	Total			4,170	▼	-3.8%
Civil	Warrant in Debt	WD	1,487	▲	+39.6%	+422
	Garnishment	GA	663	▲	+22.1%	+120
	Unlawful Detainer	UD	215	▼	-8.1%	-19
	Other	OT	119	▼	-26.1%	-42
	Preliminary Protective Order	PP	114	▲	+12.9%	+13
	Protective Order	PO	88	▲	+18.9%	+14
	Interrogatory	IN	67	▲	+39.6%	+19
	Impoundment	IM	60	▲	+42.9%	+18
	Detinue	DT	39	▼	-35.0%	-21
	Show Cause	SC	26	▼	-35.0%	-14
	Admin License	AL	23	▼	-39.5%	-15
	Abstract	AJ	16	▼	-27.3%	-6
	Bond Forfeiture	BF	7	▲	+600.0%	+6
	Capias	CA	2	▼	-71.4%	-5
	Tenants Assertion	TA	2	▼	-66.7%	-4
	Counter Claim	CC	1	▼	-90.0%	-9
	Overweight	OC	0	▼	-100.0%	-1
	Petition-Restore Arms	PR	0	▼	-100.0%	-2
	Restricted Operators License	RL	0	▼	-100.0%	-2
	Third Party Claim	TH	0	▼	-100.0%	-1
Total			2,929	▲	19.2%	+471
Civil Commitments	Temporary Detention Order	TD	97	▲	+40.6%	+28
	Emergency Custody Order	EC	67	▲	+34.0%	+17
	Medical Emergency Temporary Detention Order	MT	0	▼	-100.0%	-1
	Total			164	▲	36.7%
GRAND TOTAL			8,933	▲	2.3%	+197

Filings by Major Case Category**

Category	Summary	Change	% Change	Absolute Change
Felony	452	▼	-2.4%	-11
Garnishment	730	▲	+23.5%	+139
General Civil	1,536	▼	+33.6%	+386

* Compared to same time period as previous year

** Case Type Categories are defined in the 2017 Virginia Judicial Workload Assessment

The data reported reflect the case management system. The case types reported may not necessitate judicial involvement.


CPSS - GCMS CASELOAD STATISTICS OF THE GENERAL DISTRICT COURTS
 January 2024 thru October 2024 Filings (Compared to January 2023 thru October 2023)

Infraction/Civil Violation	3,073	▼	-6.1%	-199
Landlord /Tenant	217	▼	-9.6%	-23
Misdemeanor	1,791	▼	-0.8%	-15
Other	932	▲	-10.3%	-107
Protective Orders	202	▲	+15.4%	+27
GRAND TOTAL	8,933	▲	2.3%	+197

* Compared to same time period as previous year

** Case Type Categories are defined in the 2017 Virginia Judicial Workload Assessment

The data reported reflect the case management system. The case types reported may not necessitate judicial involvement.

2024 Overall GRAND TOTAL		Distribution of Caseload			Change*		Percentage (%) of Caseload		
9,474 +1,025 	Criminal	1,234	13%	1.1% ▲	+14	Criminal	2023: 14.4%	2024: 13.0%	
	Traffic	5,210	55%	30.3% ▲	+1,211	Traffic	47.3%	55.0%	
	Civil	2,927	31%	-7.0% ▼	-219	Civil	37.2%	30.9%	
	Civil Commitments	103	1%	22.6% ▲	+19	Civil Commitments	1.0%	1.1%	
	GRAND TOTAL	9,474	100%	12.1% ▲	+1,025	GRAND TOTAL	100%	100%	

Filings by Division & Code

Division	Case Type Description	Code	Summary	Change	% Change	Absolute Change
Criminal	Misdemeanor	M	651	▼	-13.5%	-102
	Felony	F	354	▲	+34.6%	+91
	Show Cause	SC	107	▲	+0.9%	+1
	Capias	CA	82	▲	+39.0%	+23
	Civil Violation	CV	26	▲	+52.9%	+9
	Restricted Operators License	RL	14	▼	-33.3%	-7
	Motion	MO	0	▼	-100.0%	-1
	Total			1,234	▲	1.1%
Traffic	Infraction	I	4,277	▲	+30.6%	+1,002
	Misdemeanor	M	804	▲	+27.4%	+173
	Show Cause	SC	58	▲	+56.8%	+21
	Capias	CA	32	▲	+6.7%	+2
	Felony	F	22	▲	+22.2%	+4
	Civil Violation	CV	9	▲	+800.0%	+8
	Restricted Operators License	RL	7	▲	+16.7%	+1
	Motion	MO	1	↔		-
Total			5,210	▲	30.3%	+1,211
Civil	Warrant in Debt	WD	1,507	▼	-6.6%	-106
	Unlawful Detainer	UD	491	▼	-18.3%	-110
	Garnishment	GA	484	▲	+8.5%	+38
	Other	OT	110	▲	-15.4%	-20
	Preliminary Protective Order	PP	73	▼	-25.5%	-25
	Admin License	AL	43	▲	+30.3%	+10
	Interrogatory	IN	41	▲	+2.5%	+1
	Detinue	DT	35	↔		-
	Impoundment	IM	35	▲	+40.0%	+10
	Protective Order	PO	33	▼	-43.1%	-25
	Bond Forfeiture	BF	22	▲	+37.5%	+6
	Show Cause	SC	21	▲	+23.5%	+4
	Abstract	AJ	17	↔		-
	Counter Claim	CC	4	▲	+100.0%	+2
	Capias	CA	3	▲	+50.0%	+1
	Petition-Restore Arms	PR	3	▼	-25.0%	-1
	Tenants Assertion	TA	3	▼	-50.0%	-3
	Cross Claim	CR	1	▲	-	+1
	Third Party Claim	TH	1	↔		-
	Motion for Judgment	MJ	0	▼	-100.0%	-1
Overweight	OC	0	▼	-100.0%	-1	
Total			2,927	▼	-7.0%	-219
Civil Commitments	Temporary Detention Order	TD	62	▲	+59.0%	+23
	Emergency Custody Order	EC	40	▼	-11.1%	-5
	Medical Emergency Temporary Detention Order	MT	1	▲	-	+1
	Total			103	▲	22.6%
GRAND TOTAL			9,474	▲	12.1%	+1,025

* Compared to same time period as previous year

** Case Type Categories are defined in the 2017 Virginia Judicial Workload Assessment

The data reported reflect the case management system. The case types reported may not necessitate judicial involvement.

Filings by Major Case Category**



Category	Summary	Change	% Change	Absolute Change
Felony	376	▲	+33.8%	+95
Garnishment	525	▲	+8.0%	+39
General Civil	1,560	▼	-6.2%	-103
Infraction/Civil Violation	4,312	▲	+30.9%	+1,018
Landlord /Tenant	494	▼	-18.6%	-113
Misdemeanor	1,476	▼	+4.6%	+65
Other	625	▲	+13.4%	+74
Protective Orders	106	▼	-32.1%	-50
GRAND TOTAL	9,474	▲	12.1%	+1,025

* Compared to same time period as previous year

** Case Type Categories are defined in the 2017 Virginia Judicial Workload Assessment

The data reported reflect the case management system. The case types reported may not necessitate judicial involvement.

CPSS - GCMS CASELOAD STATISTICS OF THE GENERAL DISTRICT COURTS
 January 2024 thru October 2024 Filings (Compared to January 2023 thru October 2023)

2024 Overall GRAND TOTAL		Distribution of Caseload			Change*		Percentage (%) of Caseload			
18,057	-1,075	Criminal	4,110	23%	-7.3%	▼	-323	Criminal	2023: 23.2%	2024: 22.8%
		Traffic	5,942	33%	-19.3%	▼	-1,417	Traffic	38.5%	32.9%
2024 		Civil	7,130	39%	10.9%	▲	+698	Civil	33.6%	39.5%
2023 		Civil Commitments	875	5%	-3.6%	▼	-33	Civil Commitments	4.7%	4.8%
		GRAND TOTAL	18,057	100%	-5.6%	▼	-1,075	GRAND TOTAL	100%	100%

Filings by Division & Code

Division	Case Type Description	Code	Summary	Change	% Change	Absolute Change
Criminal	Misdemeanor	M	2,321	▼	-1.1%	-27
	Felony	F	1,112	▼	-7.7%	-93
	Capias	CA	320	▼	-22.9%	-95
	Show Cause	SC	288	▼	-27.3%	-108
	Motion	MO	35	▲	+2.9%	+1
	Civil Violation	CV	34	▼	-2.9%	-1
	Total			4,110	▼	-7.3%
Traffic	Infraction	I	4,114	▼	-23.3%	-1,247
	Misdemeanor	M	1,619	▼	-7.3%	-128
	Show Cause	SC	95	▼	-14.4%	-16
	Capias	CA	71	▼	-12.3%	-10
	Felony	F	32	▼	-8.6%	-3
	Civil Violation	CV	4	▼	-33.3%	-2
	Restricted Operators License	RL	4	▼	-66.7%	-8
	Motion	MO	2	▼	-33.3%	-1
	Other	O	1	▼	-66.7%	-2
Total			5,942	▼	-19.3%	-1,417
Civil	Warrant in Debt	WD	2,820	▲	+28.1%	+619
	Unlawful Detainer	UD	1,390	▼	-0.7%	-10
	Garnishment	GA	1,211	▲	+11.8%	+128
	Detinue	DT	408	▼	-3.3%	-14
	Other	OT	344	▼	-11.3%	-44
	Preliminary Protective Order	PP	225	▲	+7.1%	+15
	Protective Order	PO	140	▼	-3.4%	-5
	Interrogatory	IN	128	▼	-4.5%	-6
	Bond Forfeiture	BF	107	▲	+17.6%	+16
	Impoundment	IM	97	▼	-22.4%	-28
	Show Cause	SC	76	▲	+15.2%	+10
	Abstract	AJ	65	▲	+85.7%	+30
	Admin License	AL	62	▼	-26.2%	-22
	Capias	CA	18	▲	+28.6%	+4
	Tenants Assertion	TA	15	▲	+50.0%	+5
	Motion for Judgment	MJ	7	▼	-30.0%	-3
	Counter Claim	CC	6	▼	-40.0%	-4
	Petition-Restore Arms	PR	6	▲	+50.0%	+2
	Third Party Claim	TH	3	▲	-	+3
	Cross Claim	CR	1	▲	-	+1
Distress Seizure	DS	1	▲	-	+1	
Total			7,130	▲	10.9%	+698
Civil Commitments	Mental Commitment	MC	379	▲	+17.3%	+56
	Temporary Detention Order	TD	276	▼	-16.4%	-54
	Emergency Custody Order	EC	210	▼	-13.9%	-34
	Petition	PT	5	▲	+400.0%	+4
	Medical Emergency Temporary Detention Order	MT	4	▼	-42.9%	-3
	Medical Emergency Custody Order	ME	1	▼	-66.7%	-2
Total			875	▼	-3.6%	-33
GRAND TOTAL			18,057	▼	-5.6%	-1,075

* Compared to same time period as previous year

** Case Type Categories are defined in the 2017 Virginia Judicial Workload Assessment

The data reported reflect the case management system. The case types reported may not necessitate judicial involvement.



Filings by Major Case Category**

Category	Summary	Change	% Change	Absolute Change
Felony	1,144	▼	-7.7%	-96
Garnishment	1,339	▲	+10.0%	+122
General Civil	3,271	▲	+21.8%	+585
Infraction/Civil Violation	4,153	▼	-23.2%	-1,252
Involuntary Civil Commitments	5	▲	+400.0%	+4
Landlord /Tenant	1,405	▲	-0.4%	-5
Misdemeanor	3,944	▼	-4.0%	-163
Other	2,431	▲	-10.3%	-280
Protective Orders	365	▲	+2.8%	+10
GRAND TOTAL	18,057	▼	-5.6%	-1,075

* Compared to same time period as previous year

** Case Type Categories are defined in the 2017 Virginia Judicial Workload Assessment

The data reported reflect the case management system. The case types reported may not necessitate judicial involvement.

2024 Overall GRAND TOTAL		Distribution of Caseload			Change*		Percentage (%) of Caseload		
4,154 +212 2024  2023 	Criminal	415	10%	-15.0% ▼	-73	Criminal	2023	2024	
	Traffic	3,244	78%	10.8% ▲	+317	Traffic	12.4%	10.0%	
	Civil	429	10%	-8.1% ▼	-38	Civil	74.3%	78.1%	
	Civil Commitments	66	2%	10.0% ▲	+6	Civil Commitments	11.8%	10.3%	
	GRAND TOTAL	4,154	100%	5.4% ▲	+212	GRAND TOTAL	1.5%	1.6%	
						GRAND TOTAL	100%	100%	

Filings by Division & Code

Division	Case Type Description	Code	Summary	Change	% Change	Absolute Change
Criminal	Misdemeanor	M	242	▼	-24.4%	-78
	Felony	F	103	▼	-16.9%	-21
	Show Cause	SC	36	▲	+44.0%	+11
	Capias	CA	26	▲	+116.7%	+14
	Civil Violation	CV	8	▲	+14.3%	+1
	Total			415	▼	-15.0%
Traffic	Infraction	I	2,768	▲	+16.5%	+392
	Misdemeanor	M	448	▼	-14.3%	-75
	Capias	CA	10	↔		-
	Show Cause	SC	9	▼	-18.2%	-2
	Felony	F	5	▲	+25.0%	+1
	Civil Violation	CV	3	▲	+200.0%	+2
	Restricted Operators License	RL	1	▼	-50.0%	-1
	Total			3,244	▲	10.8%
Civil	Warrant in Debt	WD	208	▲	+18.9%	+33
	Garnishment	GA	98	▼	-17.6%	-21
	Other	OT	29	▼	-27.5%	-11
	Unlawful Detainer	UD	26	▲	+13.0%	+3
	Preliminary Protective Order	PP	22	▼	-33.3%	-11
	Protective Order	PO	19	▼	-9.5%	-2
	Admin License	AL	10	▼	-72.2%	-26
	Abstract	AJ	4	▼	-42.9%	-3
	Detinue	DT	4	▲	+100.0%	+2
	Bond Forfeiture	BF	3	▲	+200.0%	+2
	Impoundment	IM	3	▲	+200.0%	+2
	Overweight	OC	2	▲	+100.0%	+1
	Interrogatory	IN	1	↔		-
	Counter Claim	CC	0	▼	-100.0%	-1
	Motion for Judgment	MJ	0	▼	-100.0%	-4
	Petition-Restore Arms	PR	0	▼	-100.0%	-1
	Show Cause	SC	0	▼	-100.0%	-1
Total			429	▼	-8.1%	-38
Civil Commitments	Temporary Detention Order	TD	43	▲	+16.2%	+6
	Emergency Custody Order	EC	23	↔		-
	Total		66	▲	10.0%	+6
GRAND TOTAL			4,154	▲	5.4%	+212

Filings by Major Case Category**

Category	Summary	Change	% Change	Absolute Change
Felony	108	▲	-15.6%	-20
Garnishment	99	▼	-17.5%	-21
General Civil	212	▼	+15.8%	+29
Infraction/Civil Violation	2,781	▲	+16.6%	+396
Landlord /Tenant	26	▲	+13.0%	+3
Misdemeanor	691	▼	-18.2%	-154
Other	196	▲	-3.9%	-8

* Compared to same time period as previous year

** Case Type Categories are defined in the 2017 Virginia Judicial Workload Assessment

The data reported reflect the case management system. The case types reported may not necessitate judicial involvement.



CPSS - GCMS CASELOAD STATISTICS OF THE GENERAL DISTRICT COURTS
 January 2024 thru October 2024 Filings (Compared to January 2023 thru October 2023)

Protective Orders	41	▼	-24.1%	-13
GRAND TOTAL	4,154	▲	5.4%	+212

* Compared to same time period as previous year

** Case Type Categories are defined in the 2017 Virginia Judicial Workload Assessment

The data reported reflect the case management system. The case types reported may not necessitate judicial involvement.

2024 Overall GRAND TOTAL		Distribution of Caseload			Change*		Percentage (%) of Caseload		
8,431	+821	Criminal	973	12%	-9.7% ▼	-105	Criminal	2023	2024
		Traffic	6,023	71%	14.1% ▲	+744	Traffic	14.2%	11.5%
		Civil	1,124	13%	15.2% ▲	+148	Civil	69.4%	71.4%
		Civil Commitments	311	4%	12.3% ▲	+34	Civil Commitments	12.8%	13.3%
		GRAND TOTAL	8,431	100%	10.8% ▲	+821	GRAND TOTAL	3.6%	3.7%
							GRAND TOTAL	100%	100%

Filings by Division & Code

Division	Case Type Description	Code	Summary	Change	% Change	Absolute Change
Criminal	Misdemeanor	M	501	▼	-16.5%	-99
	Felony	F	379	▲	+0.5%	+2
	Capias	CA	57	▼	-6.6%	-4
	Show Cause	SC	19	▼	-20.8%	-5
	Civil Violation	CV	17	▲	+6.3%	+1
	Total			973	▼	-9.7%
Traffic	Infraction	I	5,010	▲	+16.6%	+714
	Misdemeanor	M	915	▲	+1.4%	+13
	Capias	CA	70	▲	+7.7%	+5
	Show Cause	SC	19	▲	+171.4%	+12
	Civil Violation	CV	5	▲	+66.7%	+2
	Felony	F	4	▼	-33.3%	-2
Total			6,023	▲	14.1%	+744
Civil	Warrant in Debt	WD	477	▲	+50.0%	+159
	Garnishment	GA	232	▼	-0.4%	-1
	Unlawful Detainer	UD	155	▼	-4.9%	-8
	Other	OT	83	▼	-1.2%	-1
	Detinue	DT	40	▼	-36.5%	-23
	Preliminary Protective Order	PP	39	▲	+8.3%	+3
	Protective Order	PO	33	▲	+10.0%	+3
	Admin License	AL	27	▼	-10.0%	-3
	Interrogatory	IN	10	▲	+150.0%	+6
	Show Cause	SC	9	▲	+200.0%	+6
	Overweight	OC	8	▲	-	+8
	Counter Claim	CC	3	▲	+200.0%	+2
	Abstract	AJ	2	↔	-	-
	Impoundment	IM	2	▼	-50.0%	-2
	Petition-Restore Arms	PR	2	▲	+100.0%	+1
	Bond Forfeiture	BF	1	▲	-	+1
	Tenants Assertion	TA	1	▼	-50.0%	-1
	Capias	CA	0	▼	-100.0%	-2
Total			1,124	▲	15.2%	+148
Civil Commitments	Mental Commitment	MC	100	▼	-1.0%	-1
	Other	OT	76	▲	+31.0%	+18
	Temporary Detention Order	TD	76	▲	+10.1%	+7
	Emergency Custody Order	EC	54	▲	+12.5%	+6
	Medical Emergency Temporary Detention Order	MT	5	▲	+400.0%	+4
Total			311	▲	12.3%	+34
GRAND TOTAL			8,431	▲	10.8%	+821

Filings by Major Case Category**

Category	Summary	Change	% Change	Absolute Change
Felony	383	▼		0
Garnishment	242	▲	+2.1%	+5
General Civil	522	▲	+35.2%	+136
Infraction/Civil Violation	5,040	▲	+16.8%	+725

* Compared to same time period as previous year

** Case Type Categories are defined in the 2017 Virginia Judicial Workload Assessment

The data reported reflect the case management system. The case types reported may not necessitate judicial involvement.

CPSS - GCMS CASELOAD STATISTICS OF THE GENERAL DISTRICT COURTS
 January 2024 thru October 2024 Filings (Compared to January 2023 thru October 2023)

Alleghany



District: 25 FIPS: 005

Involuntary Civil Commitments	76	▲	+31.0%	+18
Landlord /Tenant	156	▼	-5.5%	-9
Misdemeanor	1,416	▼	-5.7%	-86
Other	524	▲	+5.2%	+26
Protective Orders	72	▲	+9.1%	+6
GRAND TOTAL	8,431	▲	10.8%	+821

* Compared to same time period as previous year

** Case Type Categories are defined in the 2017 Virginia Judicial Workload Assessment

The data reported reflect the case management system. The case types reported may not necessitate judicial involvement.

2024 Overall GRAND TOTAL		Distribution of Caseload			Change*		Percentage (%) of Caseload		
17,771	+3,404	Criminal	2,095	12%	11.9% ▲	+222	Criminal	2023	2024
		Traffic	12,802	72%	29.6% ▲	+2,922	Traffic	13.0%	11.8%
		Civil	2,235	13%	15.6% ▲	+302	Civil	68.8%	72.0%
		Civil Commitments	639	4%	-6.2% ▼	-42	Civil Commitments	13.5%	12.6%
		GRAND TOTAL	17,771	100%	23.7% ▲	+3,404	GRAND TOTAL	4.7%	3.6%
							GRAND TOTAL	100%	100%

Filings by Division & Code

Division	Case Type Description	Code	Summary	Change	% Change	Absolute Change
Criminal	Misdemeanor	M	1,067	▲	+21.8%	+191
	Felony	F	575	▲	+3.6%	+20
	Capias	CA	233	▲	+0.9%	+2
	Show Cause	SC	142	▼	-6.0%	-9
	Civil Violation	CV	77	▲	+28.3%	+17
	Restricted Operators License	RL	1	▲	-	+1
	Total			2,095	▲	11.9%
Traffic	Infraction	I	10,800	▲	+32.8%	+2,669
	Misdemeanor	M	1,851	▲	+15.0%	+242
	Capias	CA	76	▲	+20.6%	+13
	Show Cause	SC	36	▼	-14.3%	-6
	Felony	F	25	▼	-13.8%	-4
	Other	O	10	▲	+900.0%	+9
	Civil Violation	CV	4	▼	-20.0%	-1
Total			12,802	▲	29.6%	+2,922
Civil	Warrant in Debt	WD	986	▲	+20.1%	+165
	Garnishment	GA	471	▲	+10.3%	+44
	Unlawful Detainer	UD	357	▲	+18.2%	+55
	Other	OT	132	▼	+16.8%	+19
	Admin License	AL	85	▲	+77.1%	+37
	Preliminary Protective Order	PP	62	▼	-12.7%	-9
	Detinue	DT	37	▲	+42.3%	+11
	Protective Order	PO	22	▼	-8.3%	-2
	Interrogatory	IN	18	▼	-28.0%	-7
	Abstract	AJ	17	▼	-37.0%	-10
	Show Cause	SC	14	▲	+27.3%	+3
	Impoundment	IM	10	▼	-50.0%	-10
	Motion for Judgment	MJ	7	▲	+16.7%	+1
	Petition-Restore Arms	PR	6	▲	+20.0%	+1
	Counter Claim	CC	4	▲	+100.0%	+2
	Zoning Violation	ZO	4	▲	-	+4
	Bond Forfeiture	BF	1	▲	-	+1
	Detinue Seizure	DZ	1	▲	-	+1
	Tenants Assertion	TA	1	▼	-50.0%	-1
	Capias	CA	0	▼	-100.0%	-2
Overweight	OC	0	▼	-100.0%	-1	
Total			2,235	▲	15.6%	+302
Civil Commitments	Mental Commitment	MC	264	▼	-13.2%	-40
	Temporary Detention Order	TD	170	▲	+4.9%	+8
	Emergency Custody Order	EC	148	▲	+3.5%	+5
	Other	OT	24	▼	-44.2%	-19
	Petition	PT	24	▼	-7.7%	-2
	Medical Emergency Temporary Detention Order	MT	7	▲	+250.0%	+5
	Medical Emergency Custody Order	ME	2	▲	+100.0%	+1
Total			639	▼	-6.2%	-42
GRAND TOTAL			17,771	▲	23.7%	+3,404

* Compared to same time period as previous year

** Case Type Categories are defined in the 2017 Virginia Judicial Workload Assessment

The data reported reflect the case management system. The case types reported may not necessitate judicial involvement.

Filings by Major Case Category**

Category	Summary	Change	% Change	Absolute Change
Felony	600	▼	+2.7%	+16
Garnishment	489	▼	+8.2%	+37
General Civil	1,043	▲	+19.3%	+169
Infraction/Civil Violation	10,891	▲	+32.8%	+2,693
Involuntary Civil Commitments	48	▼	-30.4%	-21
Landlord /Tenant	358	▼	+17.8%	+54
Misdemeanor	2,923	▲	+17.6%	+438
Other	1,335	▲	+2.2%	+29
Protective Orders	84	▼	-11.6%	-11
GRAND TOTAL	17,771	▲	23.7%	+3,404

* Compared to same time period as previous year

** Case Type Categories are defined in the 2017 Virginia Judicial Workload Assessment

The data reported reflect the case management system. The case types reported may not necessitate judicial involvement.

2024 Overall GRAND TOTAL		Distribution of Caseload			Change*		Percentage (%) of Caseload		
2,508	-32	Criminal	208	8%	5.1% ▲	+10	Criminal	2023 7.8%	2024 8.3%
		Traffic	2,164	86%	-3.4% ▼	-77	Traffic	88.2%	86.3%
2024		Civil	128	5%	62.0% ▲	+49	Civil	3.1%	5.1%
2023		Civil Commitments	8	0%	-63.6% ▼	-14	Civil Commitments	0.9%	0.3%
		GRAND TOTAL	2,508	100%	-1.3% ▼	-32	GRAND TOTAL	100%	100%

Filings by Division & Code

Division	Case Type Description	Code	Summary	Change	% Change	Absolute Change
Criminal	Misdemeanor	M	182	▲	+15.9%	+25
	Felony	F	12	▼	-20.0%	-3
	Civil Violation	CV	8	▼	-20.0%	-2
	Capias	CA	3	▼	-62.5%	-5
	Show Cause	SC	3	▼	-62.5%	-5
	Total			208	▲	5.1%
Traffic	Infraction	I	1,981	▼	-3.8%	-78
	Misdemeanor	M	176	▼	-2.2%	-4
	Capias	CA	3	▲	+200.0%	+2
	Show Cause	SC	3	▲	+200.0%	+2
	Other	O	1	▲	-	+1
	Total			2,164	▼	-3.4%
Civil	Warrant in Debt	WD	66	▲	+135.7%	+38
	Garnishment	GA	17	▼	-10.5%	-2
	Other	OT	11	▲	+10.0%	+1
	Unlawful Detainer	UD	6	↔	-	-
	Admin License	AL	5	↔	-	-
	Protective Order	PO	5	▲	+400.0%	+4
	Impoundment	IM	4	▲	+33.3%	+1
	Preliminary Protective Order	PP	4	▼	-20.0%	-1
	Detinue	DT	3	▲	+200.0%	+2
	Interrogatory	IN	2	▲	-	+2
	Show Cause	SC	2	▲	-	+2
	Capias	CA	1	▲	-	+1
	Counter Claim	CC	1	▲	-	+1
	Petition-Restore Arms	PR	1	▲	-	+1
	Overweight	OC	0	▼	-100.0%	-1
Total			128	▲	62.0%	+49
Civil Commitments	Emergency Custody Order	EC	5	▼	-50.0%	-5
	Temporary Detention Order	TD	3	▼	-75.0%	-9
	Total		8	▼	-63.6%	-14
GRAND TOTAL			2,508	▼	-1.3%	-32

Filings by Major Case Category**

Category	Summary	Change	% Change	Absolute Change
Felony	12	▼	-20.0%	-3
Garnishment	19	▲	-	0
General Civil	74	▲	+131.3%	+42
Infraction/Civil Violation	1,990	▲	-3.9%	-80
Landlord /Tenant	6	↔	-	0
Misdemeanor	358	▲	+6.2%	+21
Other	40	▲	-27.3%	-15
Protective Orders	9	▲	+50.0%	+3
GRAND TOTAL	2,508	▼	-1.3%	-32

* Compared to same time period as previous year



** Case Type Categories are defined in the 2017 Virginia Judicial Workload Assessment

The data reported reflect the case management system. The case types reported may not necessitate judicial involvement.

* Compared to same time period as previous year

** Case Type Categories are defined in the 2017 Virginia Judicial Workload Assessment

The data reported reflect the case management system. The case types reported may not necessitate judicial involvement.

2024 Overall GRAND TOTAL		Distribution of Caseload			Change*		Percentage (%) of Caseload		
11,871	-956	Criminal	956	8%	4.5% ▲	+41	Criminal	2023 7.1%	2024 8.1%
		Traffic	9,732	82%	-11.3% ▼	-1,246	Traffic	85.6%	82.0%
2024 		Civil	1,122	9%	25.8% ▲	+230	Civil	7.0%	9.5%
2023 		Civil Commitments	61	1%	45.2% ▲	+19	Civil Commitments	0.3%	0.5%
		GRAND TOTAL	11,871	100%	-7.5% ▼	-956	GRAND TOTAL	100%	100%

Filings by Division & Code

Division	Case Type Description	Code	Summary	Change	% Change	Absolute Change
Criminal	Misdemeanor	M	664	▲	+13.1%	+77
	Felony	F	155	▼	-20.9%	-41
	Show Cause	SC	51	▲	+41.7%	+15
	Capias	CA	42	▼	-25.0%	-14
	Civil Violation	CV	42	▲	+7.7%	+3
	Motion	MO	1	▲	-	+1
	Restricted Operators License	RL	1	↔	-	-
	Total			956	▲	4.5%
Traffic	Infraction	I	8,187	▼	-12.2%	-1,137
	Misdemeanor	M	1,474	▼	-7.4%	-117
	Show Cause	SC	39	↔	-	-
	Capias	CA	25	▲	+177.8%	+16
	Felony	F	6	▼	-50.0%	-6
	Civil Violation	CV	1	↔	-	-
	Restricted Operators License	RL	0	▼	-100.0%	-2
	Total			9,732	▼	-11.3%
Civil	Warrant in Debt	WD	595	▲	+40.7%	+172
	Garnishment	GA	198	▲	+0.5%	+1
	Unlawful Detainer	UD	83	▲	+29.7%	+19
	Other	OT	52	▲	+52.9%	+18
	Admin License	AL	50	▲	+11.1%	+5
	Protective Order	PO	26	▲	+36.8%	+7
	Overweight	OC	24	▼	-35.1%	-13
	Preliminary Protective Order	PP	23	▲	+35.3%	+6
	Interrogatory	IN	20	▲	+17.6%	+3
	Impoundment	IM	17	▲	+30.8%	+4
	Show Cause	SC	11	▲	-	+11
	Bond Forfeiture	BF	8	▲	+700.0%	+7
	Motor Carrier	MC	5	▲	+150.0%	+3
	Detinue	DT	4	▼	-50.0%	-4
	Counter Claim	CC	2	▲	-	+2
	Tenants Assertion	TA	2	▼	-33.3%	-1
	Abstract	AJ	1	▼	-90.9%	-10
	Petition to Require Blood Test	BT	1	▲	-	+1
Petition-Restore Arms	PR	0	▼	-100.0%	-1	
Total			1,122	▲	25.8%	+230
Civil Commitments	Temporary Detention Order	TD	39	▲	+85.7%	+18
	Emergency Custody Order	EC	21	▲	+40.0%	+6
	Mental Commitment	MC	1	▼	-83.3%	-5
	Total			61	▲	45.2%
GRAND TOTAL			11,871	▼	-7.5%	-956

Filings by Major Case Category**

Category	Summary	Change	% Change	Absolute Change
Felony	161	▼	-22.6%	-47
Garnishment	218	▲	+1.9%	+4
General Civil	608	▼	+39.1%	+171

* Compared to same time period as previous year

** Case Type Categories are defined in the 2017 Virginia Judicial Workload Assessment

The data reported reflect the case management system. The case types reported may not necessitate judicial involvement.



CPSS - GCMS CASELOAD STATISTICS OF THE GENERAL DISTRICT COURTS
 January 2024 thru October 2024 Filings (Compared to January 2023 thru October 2023)

Infraction/Civil Violation	8,259	▲	-12.2%	-1,144
Landlord /Tenant	85	▼	+26.9%	+18
Misdemeanor	2,139	▼	-1.9%	-42
Other	352	▲	+25.3%	+71
Protective Orders	49	▲	+36.1%	+13
GRAND TOTAL	11,871	▼	-7.5%	-956

* Compared to same time period as previous year

** Case Type Categories are defined in the 2017 Virginia Judicial Workload Assessment

The data reported reflect the case management system. The case types reported may not necessitate judicial involvement.

2024 Overall GRAND TOTAL		Distribution of Caseload		Change*		Percentage (%) of Caseload		
1,137	-641	Criminal	218 19%	-24.0% ▼	-69	Criminal	2023 16.1%	2024 19.2%
		Traffic	610 54%	-50.0% ▼	-609	Traffic	68.6%	53.6%
		Civil	296 26%	19.4% ▲	+48	Civil	13.9%	26.0%
		Civil Commitments	13 1%	-45.8% ▼	-11	Civil Commitments	1.3%	1.1%
		GRAND TOTAL	1,137 100%	-36.1% ▼	-641	GRAND TOTAL	100%	100%

Filings by Division & Code

Division	Case Type Description	Code	Summary	Change	% Change	Absolute Change
Criminal	Misdemeanor	M	148	▼	-3.3%	-5
	Felony	F	37	▼	-61.1%	-58
	Show Cause	SC	16	▲	+45.5%	+5
	Capias	CA	12	▼	-47.8%	-11
	Civil Violation	CV	5	↔		-
	Total			218	▼	-24.0%
Traffic	Infraction	I	443	▼	-53.7%	-514
	Misdemeanor	M	127	▼	-39.8%	-84
	Capias	CA	29	▼	-34.1%	-15
	Show Cause	SC	8	▲	+700.0%	+7
	Felony	F	3	▼	-40.0%	-2
	Civil Violation	CV	0	▼	-100.0%	-1
	Total			610	▼	-50.0%
Civil	Warrant in Debt	WD	125	▲	+98.4%	+62
	Garnishment	GA	65	▼	-15.6%	-12
	Unlawful Detainer	UD	51	▼	-19.0%	-12
	Other	OT	19	▼	-13.6%	-3
	Admin License	AL	13	▲	+18.2%	+2
	Preliminary Protective Order	PP	7	↔		-
	Protective Order	PO	6	▲	+200.0%	+4
	Abstract	AJ	2	▲	-	+2
	Impoundment	IM	2	▲	-	+2
	Show Cause	SC	2	▲	+100.0%	+1
	Bond Forfeiture	BF	1	↔		-
	Capias	CA	1	▲	-	+1
	Detinue	DT	1	▲	-	+1
	Interrogatory	IN	1	▲	-	+1
	Tenants Assertion	TA	0	▼	-100.0%	-1
Total			296	▲	19.4%	+48
Civil Commitments	Temporary Detention Order	TD	10	▼	-44.4%	-8
	Emergency Custody Order	EC	3	▼	-50.0%	-3
	Total			13	▼	-45.8%
GRAND TOTAL			1,137	▼	-36.1%	-641

Filings by Major Case Category**

Category	Summary	Change	% Change	Absolute Change
Felony	40	▼	-60.0%	-60
Garnishment	66	▲	-14.3%	-11
General Civil	126	▲	+100.0%	+63
Infraction/Civil Violation	448	▼	-53.5%	-515
Landlord /Tenant	51	▼	-20.3%	-13
Misdemeanor	275	▼	-24.5%	-89
Other	118	▲	-14.5%	-20
Protective Orders	13	▲	+44.4%	+4
GRAND TOTAL	1,137	▼	-36.1%	-641

* Compared to same time period as previous year

** Case Type Categories are defined in the 2017 Virginia Judicial Workload Assessment

The data reported reflect the case management system. The case types reported may not necessitate judicial involvement.

* Compared to same time period as previous year

** Case Type Categories are defined in the 2017 Virginia Judicial Workload Assessment

The data reported reflect the case management system. The case types reported may not necessitate judicial involvement.

2024 Overall GRAND TOTAL		Distribution of Caseload			Change*		Percentage (%) of Caseload		
863	+135	Criminal	109	13%	0.0%	0	Criminal	2023	2024
2024		Traffic	599	69%	21.3% ▲	+105	Traffic	15.0%	12.6%
2023		Civil	151	17%	23.8% ▲	+29	Civil	67.9%	69.4%
		Civil Commitments	4	0%	33.3% ▲	+1	Civil Commitments	16.8%	17.5%
		GRAND TOTAL	863	100%	18.5% ▲	+135	GRAND TOTAL	0.4%	0.5%
							GRAND TOTAL	100%	100%

Filings by Division & Code

Division	Case Type Description	Code	Summary	Change	% Change	Absolute Change
Criminal	Misdemeanor	M	68	▼	-8.1%	-6
	Felony	F	30	▲	+76.5%	+13
	Show Cause	SC	8	↔		-
	Civil Violation	CV	2	↔		-
	Capias	CA	1	▼	-87.5%	-7
	Total			109		0.0%
Traffic	Infraction	I	525	▲	+26.8%	+111
	Misdemeanor	M	66	▼	-8.3%	-6
	Show Cause	SC	6	▲	+500.0%	+5
	Capias	CA	2	▼	-60.0%	-3
	Restricted Operators License	RL	0	▼	-100.0%	-2
	Total			599	▲	21.3%
Civil	Warrant in Debt	WD	78	▲	+34.5%	+20
	Garnishment	GA	26	▲	+44.4%	+8
	Unlawful Detainer	UD	19	▲	+18.8%	+3
	Other	OT	6	▼	-33.3%	-3
	Admin License	AL	5	▼	-37.5%	-3
	Interrogatory	IN	5	▲	-	+5
	Detinue	DT	3	▲	-	+3
	Preliminary Protective Order	PP	3	▲	+200.0%	+2
	Protective Order	PO	3	▲	+200.0%	+2
	Impoundment	IM	2	▼	-50.0%	-2
	Tenants Assertion	TA	1	▼	-85.7%	-6
	Total			151	▲	23.8%
Civil Commitments	Emergency Custody Order	EC	2	▲	+100.0%	+1
	Temporary Detention Order	TD	2	↔		-
	Total		4	▲	33.3%	+1
GRAND TOTAL			863	▲	18.5%	+135



Filings by Major Case Category**

Category	Summary	Change	% Change	Absolute Change
Felony	30	▲	+76.5%	+13
Garnishment	31	▲	+72.2%	+13
General Civil	82	▲	+39.0%	+23
Infraction/Civil Violation	527	▲	+26.7%	+111
Landlord /Tenant	20	▼	-13.0%	-3
Misdemeanor	134	▼	-9.5%	-14
Other	33	▲	-26.7%	-12
Protective Orders	6	▲	+200.0%	+4
GRAND TOTAL	863	▲	18.5%	+135

* Compared to same time period as previous year

** Case Type Categories are defined in the 2017 Virginia Judicial Workload Assessment

The data reported reflect the case management system. The case types reported may not necessitate judicial involvement.

2024 Overall GRAND TOTAL		Distribution of Caseload				Change*		Percentage (%) of Caseload		
688	-54	Criminal	49	7%	-16.9% ▼	-10	Criminal	2023	2024	
		Traffic	581	84%	-8.2% ▼	-52	Traffic	8.0%	7.1%	
		Civil	57	8%	23.9% ▲	+11	Civil	85.3%	84.4%	
		Civil Commitments	1	0%	-75.0% ▼	-3	Civil Commitments	6.2%	8.3%	
		GRAND TOTAL	688	100%	-7.3% ▼	-54	GRAND TOTAL	100%	100%	

Filings by Division & Code

Division	Case Type Description	Code	Summary	Change	% Change	Absolute Change
Criminal	Misdemeanor	M	39	▲	+30.0%	+9
	Felony	F	5	▼	-78.3%	-18
	Capias	CA	2	▲	-	+2
	Show Cause	SC	2	▼	-50.0%	-2
	Civil Violation	CV	1	▼	-50.0%	-1
	Total			49	▼	-16.9%
Traffic	Infraction	I	527	▼	-8.8%	-51
	Misdemeanor	M	52	↔	-	-
	Capias	CA	2	▲	+100.0%	+1
	Felony	F	0	▼	-100.0%	-1
	Restricted Operators License	RL	0	▼	-100.0%	-1
	Total			581	▼	-8.2%
Civil	Warrant in Debt	WD	35	▲	+20.7%	+6
	Garnishment	GA	8	▼	-27.3%	-3
	Unlawful Detainer	UD	7	▲	+250.0%	+5
	Admin License	AL	2	▲	-	+2
	Abstract	AJ	1	▲	-	+1
	Other	OT	1	↔	-	-
	Preliminary Protective Order	PP	1	↔	-	-
	Protective Order	PO	1	↔	-	-
	Show Cause	SC	1	▲	-	+1
	Detinue	DT	0	▼	-100.0%	-1
Total			57	▲	23.9%	+11
Civil Commitments	Temporary Detention Order	TD	1	▼	-66.7%	-2
	Emergency Custody Order	EC	0	▼	-100.0%	-1
	Total		1	▼	-75.0%	-3
GRAND TOTAL			688	▼	-7.3%	-54

Filings by Major Case Category**

Category	Summary	Change	% Change	Absolute Change	
Felony	5	▼	-79.2%	-19	
Garnishment	8	▼	-27.3%	-3	
General Civil	35	▼	+16.7%	+5	
Infraction/Civil Violation	528	▼	-9.0%	-52	
Landlord /Tenant	7	▲	+250.0%	+5	
Misdemeanor	91	▼	+9.6%	+8	
Other	12	▲	+20.0%	+2	
Protective Orders	2	↔	-	0	
GRAND TOTAL		688	▼	-7.3%	-54

* Compared to same time period as previous year

** Case Type Categories are defined in the 2017 Virginia Judicial Workload Assessment

The data reported reflect the case management system. The case types reported may not necessitate judicial involvement.

2024 Overall GRAND TOTAL		Distribution of Caseload			Change*		Percentage (%) of Caseload		
8,569	-175	Criminal	1,231	14%	12.9% ▲	+141	Criminal	2023: 12.5%	2024: 14.4%
		Traffic	6,184	72%	-6.0% ▼	-396	Traffic	75.3%	72.2%
2024		Civil	1,067	12%	8.8% ▲	+86	Civil	11.2%	12.5%
2023		Civil Commitments	87	1%	-6.5% ▼	-6	Civil Commitments	1.1%	1.0%
		GRAND TOTAL	8,569	100%	-2.0% ▼	-175	GRAND TOTAL	100%	100%

Filings by Division & Code

Division	Case Type Description	Code	Summary	Change	% Change	Absolute Change
Criminal	Misdemeanor	M	765	▲	+24.2%	+149
	Felony	F	300	▼	-3.8%	-12
	Capias	CA	115	▲	+15.0%	+15
	Show Cause	SC	33	▼	-8.3%	-3
	Civil Violation	CV	18	▼	-25.0%	-6
	Motion	MO	0	▼	-100.0%	-2
	Total			1,231	▲	12.9%
Traffic	Infraction	I	4,773	▲	+3.3%	+153
	Misdemeanor	M	1,354	▼	-27.4%	-510
	Capias	CA	31	▼	-42.6%	-23
	Felony	F	15	▼	-28.6%	-6
	Show Cause	SC	8	▼	-60.0%	-12
	Civil Violation	CV	3	▲	-	+3
	Other	O	0	▼	-100.0%	-1
Total			6,184	▼	-6.0%	-396
Civil	Warrant in Debt	WD	453	▲	+19.8%	+75
	Garnishment	GA	243	▼	-2.4%	-6
	Unlawful Detainer	UD	104	▼	-11.1%	-13
	Other	OT	74	▼	+54.2%	+26
	Detinue	DT	62	▼	-27.1%	-23
	Preliminary Protective Order	PP	33	▲	+50.0%	+11
	Admin License	AL	30	▲	+30.4%	+7
	Protective Order	PO	19	▲	+5.6%	+1
	Show Cause	SC	16	▲	+100.0%	+8
	Impoundment	IM	7	▲	+133.3%	+4
	Abstract	AJ	5	▼	-16.7%	-1
	Interrogatory	IN	4	▼	-50.0%	-4
	Counter Claim	CC	3	▲	-	+3
	Overweight	OC	3	▼	-25.0%	-1
	Petition-Restore Arms	PR	3	▲	-	+3
	Tenants Assertion	TA	3	▲	+200.0%	+2
	Zoning Violation	ZO	3	↔	-	-
	Bond Forfeiture	BF	1	▼	-83.3%	-5
	Capias	CA	1	▲	-	+1
	Motion for Judgment	MJ	0	▼	-100.0%	-2
Total			1,067	▲	8.8%	+86
Civil Commitments	Temporary Detention Order	TD	53	▼	-10.2%	-6
	Emergency Custody Order	EC	34	↔	-	-
Total			87	▼	-6.5%	-6
GRAND TOTAL			8,569	▼	-2.0%	-175

Filings by Major Case Category**

Category	Summary	Change	% Change	Absolute Change
Felony	315	▼	-5.4%	-18
Garnishment	247	▼	-3.9%	-10
General Civil	519	▲	+10.9%	+51

* Compared to same time period as previous year

** Case Type Categories are defined in the 2017 Virginia Judicial Workload Assessment

The data reported reflect the case management system. The case types reported may not necessitate judicial involvement.



CPSS - GCMS CASELOAD STATISTICS OF THE GENERAL DISTRICT COURTS
 January 2024 thru October 2024 Filings (Compared to January 2023 thru October 2023)

Infraction/Civil Violation	4,797	▲	+3.2%	+148
Landlord /Tenant	107	▲	-9.3%	-11
Misdemeanor	2,122	▼	-14.5%	-361
Other	410	▲	+3.5%	+14
Protective Orders	52	▲	+30.0%	+12
GRAND TOTAL	8,569	▼	-2.0%	-175

* Compared to same time period as previous year

** Case Type Categories are defined in the 2017 Virginia Judicial Workload Assessment

The data reported reflect the case management system. The case types reported may not necessitate judicial involvement.

2024 Overall GRAND TOTAL		Distribution of Caseload			Change*		Percentage (%) of Caseload		
7,451	+49	Criminal	1,217	16%	-4.0% ▼	-51	Criminal	2023 17.1%	2024 16.3%
		Traffic	3,323	45%	-6.9% ▼	-247	Traffic	48.2%	44.6%
2024 		Civil	1,511	20%	21.6% ▲	+268	Civil	16.8%	20.3%
2023 		Civil Commitments	1,400	19%	6.0% ▲	+79	Civil Commitments	17.8%	18.8%
		GRAND TOTAL	7,451	100%	0.7% ▲	+49	GRAND TOTAL	100%	100%

Filings by Division & Code

Division	Case Type Description	Code	Summary	Change	% Change	Absolute Change
Criminal	Misdemeanor	M	651	▲	+5.5%	+34
	Felony	F	310	▼	-25.5%	-106
	Capias	CA	145	▲	+2.8%	+4
	Show Cause	SC	59	▲	+18.0%	+9
	Civil Violation	CV	48	▲	+50.0%	+16
	Motion	MO	2	▼	-81.8%	-9
	Restricted Operators License	RL	2	▲	+100.0%	+1
	Total			1,217	▼	-4.0%
Traffic	Infraction	I	2,715	▼	-3.5%	-99
	Misdemeanor	M	443	▼	-16.7%	-89
	Capias	CA	105	▼	-27.1%	-39
	Other	O	26	▼	-45.8%	-22
	Show Cause	SC	20	▲	+33.3%	+5
	Felony	F	11	↔		-
	Restricted Operators License	RL	2	▲	+100.0%	+1
	Motion	MO	1	▼	-50.0%	-1
	Civil Violation	CV	0	▼	-100.0%	-3
Total			3,323	▼	-6.9%	-247
Civil	Warrant in Debt	WD	616	▲	+64.7%	+242
	Garnishment	GA	376	↔		-
	Unlawful Detainer	UD	212	▼	-0.5%	-1
	Other	OT	70	▲	+45.8%	+22
	Preliminary Protective Order	PP	50	▲	+85.2%	+23
	Protective Order	PO	38	▲	+72.7%	+16
	Detinue	DT	37	▲	+12.1%	+4
	Abstract	AJ	26	▲	+18.2%	+4
	Admin License	AL	25	▲	+13.6%	+3
	Show Cause	SC	21	▼	-32.3%	-10
	Interrogatory	IN	20	▼	-63.0%	-34
	Impoundment	IM	7	▲	+40.0%	+2
	Motion for Judgment	MJ	4	▼	-20.0%	-1
	Counter Claim	CC	3	▲	+200.0%	+2
	Petition-Restore Arms	PR	3	▲	+200.0%	+2
	Tenants Assertion	TA	2	▲	-	+2
	Capias	CA	1	▼	-85.7%	-6
	Bond Forfeiture	BF	0	▼	-100.0%	-1
	Cross Claim	CR	0	▼	-100.0%	-1
Total			1,511	▲	21.6%	+268
Civil Commitments	Mental Commitment	MC	902	▲	+14.3%	+113
	Other	OT	296	▼	-0.3%	-1
	Temporary Detention Order	TD	110	▼	-19.7%	-27
	Emergency Custody Order	EC	56	▼	-18.8%	-13
	Petition	PT	36	▲	+24.1%	+7
Total			1,400	▲	6.0%	+79
GRAND TOTAL			7,451	▲	0.7%	+49

* Compared to same time period as previous year

** Case Type Categories are defined in the 2017 Virginia Judicial Workload Assessment

The data reported reflect the case management system. The case types reported may not necessitate judicial involvement.



Filings by Major Case Category**

Category	Summary	Change	% Change	Absolute Change
Felony	321	▼	-24.8%	-106
Garnishment	396	▼	-7.9%	-34
General Civil	664	▲	+60.0%	+249
Infraction/Civil Violation	2,789	▼	-3.7%	-108
Involuntary Civil Commitments	332	▲	+1.8%	+6
Landlord /Tenant	214	▲	+0.5%	+1
Misdemeanor	1,098	▲	-4.6%	-53
Other	1,549	▼	+3.7%	+55
Protective Orders	88	▲	+79.6%	+39
GRAND TOTAL	7,451	▲	0.7%	+49

* Compared to same time period as previous year

** Case Type Categories are defined in the 2017 Virginia Judicial Workload Assessment

The data reported reflect the case management system. The case types reported may not necessitate judicial involvement.

2024 Overall GRAND TOTAL		Distribution of Caseload			Change*		Percentage (%) of Caseload		
5,237	+415	Criminal	896	17%	1.7% ▲	+15	Criminal	2023	2024
		Traffic	1,307	25%	25.2% ▲	+263	Traffic	18.3%	17.1%
		Civil	2,909	56%	4.9% ▲	+135	Civil	21.7%	25.0%
		Civil Commitments	125	2%	1.6% ▲	+2	Civil Commitments	57.5%	55.5%
		GRAND TOTAL	5,237	100%	8.6% ▲	+415	GRAND TOTAL	2.6%	2.4%
							GRAND TOTAL	100%	100%

Filings by Division & Code

Division	Case Type Description	Code	Summary	Change	% Change	Absolute Change
Criminal	Misdemeanor	M	488	▲	+16.2%	+68
	Felony	F	254	▼	-8.0%	-22
	Capias	CA	103	▼	-28.5%	-41
	Show Cause	SC	43	▲	+30.3%	+10
	Civil Violation	CV	8	↔		-
	Total			896	▲	1.7%
Traffic	Infraction	I	835	▲	+32.8%	+206
	Misdemeanor	M	351	▲	+17.0%	+51
	Capias	CA	75	▲	+44.2%	+23
	Show Cause	SC	26	▼	-25.7%	-9
	Felony	F	9	▼	-18.2%	-2
	Civil Violation	CV	8	↔		-
	Restricted Operators License	RL	3	▼	-66.7%	-6
	Total			1,307	▲	25.2%
Civil	Warrant in Debt	WD	1,646	▲	+4.4%	+70
	Garnishment	GA	548	▲	+23.1%	+103
	Unlawful Detainer	UD	303	▼	-11.1%	-38
	Detinue	DT	141	▼	-4.1%	-6
	Other	OT	81	▲	-2.4%	-2
	Preliminary Protective Order	PP	53	▼	-5.4%	-3
	Interrogatory	IN	32	▼	-5.9%	-2
	Show Cause	SC	25	▼	-3.8%	-1
	Admin License	AL	24	▲	+14.3%	+3
	Protective Order	PO	19	▲	+18.8%	+3
	Abstract	AJ	15	▲	+36.4%	+4
	Motion for Judgment	MJ	6	↔		-
	Impoundment	IM	5	▼	-16.7%	-1
	Capias	CA	4	▲	+300.0%	+3
	Detinue Seizure	DZ	4	▲	-	+4
	Counter Claim	CC	2	↔		-
	Tenants Assertion	TA	1	▼	-50.0%	-1
	Petition-Restore Arms	PR	0	▼	-100.0%	-1
Total			2,909	▲	4.9%	+135
Civil Commitments	Temporary Detention Order	TD	86	▼	-6.5%	-6
	Emergency Custody Order	EC	39	▲	+25.8%	+8
	Total			125	▲	1.6%
GRAND TOTAL			5,237	▲	8.6%	+415

Filings by Major Case Category**

Category	Summary	Change	% Change	Absolute Change
Felony	263	▼	-8.4%	-24
Garnishment	580	▲	+21.1%	+101
General Civil	1,800	▲	+3.9%	+68
Infraction/Civil Violation	851	▲	+31.9%	+206
Landlord /Tenant	304	▼	-11.4%	-39
Misdemeanor	842	▼	+15.5%	+113

* Compared to same time period as previous year

** Case Type Categories are defined in the 2017 Virginia Judicial Workload Assessment

The data reported reflect the case management system. The case types reported may not necessitate judicial involvement.

CPSS - GCMS CASELOAD STATISTICS OF THE GENERAL DISTRICT COURTS
 January 2024 thru October 2024 Filings (Compared to January 2023 thru October 2023)



Waynesboro
 District: 25 FIPS: 820

Other	525	▲	-1.9%	-10
Protective Orders	72	▲		0
GRAND TOTAL	5,237	▲	8.6%	+415

* Compared to same time period as previous year

** Case Type Categories are defined in the 2017 Virginia Judicial Workload Assessment

The data reported reflect the case management system. The case types reported may not necessitate judicial involvement.

2024 Overall GRAND TOTAL		Distribution of Caseload			Change*		Percentage (%) of Caseload		
3,729	+309	Criminal	298	8%	-18.8% ▼	-69	Criminal	2023	2024
		Traffic	3,028	81%	9.6% ▲	+264	Traffic	10.7%	8.0%
		Civil	392	11%	41.0% ▲	+114	Civil	80.8%	81.2%
		Civil Commitments	11	0%	0.0%	0	Civil Commitments	8.1%	10.5%
		GRAND TOTAL	3,729	100%	9.0% ▲	+309	GRAND TOTAL	0.3%	0.3%
							GRAND TOTAL	100%	100%

Filings by Division & Code

Division	Case Type Description	Code	Summary	Change	% Change	Absolute Change
Criminal	Misdemeanor	M	189	▼	-27.6%	-72
	Felony	F	42	↔		-
	Show Cause	SC	30	▲	+11.1%	+3
	Civil Violation	CV	15	▼	-6.3%	-1
	Capias	CA	14	▲	+16.7%	+2
	Motion	MO	6	▲	+50.0%	+2
	Restricted Operators License	RL	2	▼	-60.0%	-3
	Total			298	▼	-18.8%
Traffic	Infraction	I	2,535	▲	+10.1%	+232
	Misdemeanor	M	473	▲	+4.6%	+21
	Show Cause	SC	8	▲	+300.0%	+6
	Felony	F	6	▲	+20.0%	+1
	Capias	CA	5	▲	+150.0%	+3
	Motion	MO	1	▲	-	+1
	Total			3,028	▲	9.6%
Civil	Warrant in Debt	WD	211	▲	+66.1%	+84
	Garnishment	GA	64	▼	-11.1%	-8
	Admin License	AL	57	▲	+83.9%	+26
	Unlawful Detainer	UD	24	▼	-14.3%	-4
	Other	OT	8	▼	-11.1%	-1
	Impoundment	IM	7	▲	+75.0%	+3
	Preliminary Protective Order	PP	5	▲	+150.0%	+3
	Protective Order	PO	5	▲	-	+5
	Bond Forfeiture	BF	3	▲	+200.0%	+2
	Detinue	DT	3	▲	+200.0%	+2
	Restricted Operators License	RL	2	▲	-	+2
	Abstract	AJ	1	▲	-	+1
	Motion for Judgment	MJ	1	▲	-	+1
	Tenants Assertion	TA	1	▲	-	+1
	Interrogatory	IN	0	▼	-100.0%	-2
Show Cause	SC	0	▼	-100.0%	-1	
Total			392	▲	41.0%	+114
Civil Commitments	Temporary Detention Order	TD	8	▼	-20.0%	-2
	Emergency Custody Order	EC	3	▲	+200.0%	+2
	Total			11		0.0%
GRAND TOTAL			3,729	▲	9.0%	+309

Filings by Major Case Category**

Category	Summary	Change	% Change	Absolute Change
Felony	48	▲	+2.1%	+1
Garnishment	64	▼	-13.5%	-10
General Civil	218	▲	+66.4%	+87
Infraction/Civil Violation	2,550	▲	+10.0%	+231
Landlord /Tenant	25	▲	-10.7%	-3
Misdemeanor	666	▲	-7.2%	-52
Other	148	▲	+46.5%	+47

* Compared to same time period as previous year

** Case Type Categories are defined in the 2017 Virginia Judicial Workload Assessment

The data reported reflect the case management system. The case types reported may not necessitate judicial involvement.



CPSS - GCMS CASELOAD STATISTICS OF THE GENERAL DISTRICT COURTS
 January 2024 thru October 2024 Filings (Compared to January 2023 thru October 2023)

Protective Orders	10	▲	+400.0%	+8
GRAND TOTAL	3,729	▲	9.0%	+309

* Compared to same time period as previous year

** Case Type Categories are defined in the 2017 Virginia Judicial Workload Assessment

The data reported reflect the case management system. The case types reported may not necessitate judicial involvement.

2024 Overall GRAND TOTAL		Distribution of Caseload			Change*		Percentage (%) of Caseload		
15,741	+1,375	Criminal	2,473	16%	-2.9% ▼	-75	Criminal	2023	2024
		Traffic	10,005	64%	12.4% ▲	+1,100	Traffic	17.7%	15.7%
		Civil	3,157	20%	11.9% ▲	+336	Civil	62.0%	63.6%
		Civil Commitments	106	1%	15.2% ▲	+14	Civil Commitments	19.6%	20.1%
		GRAND TOTAL	15,741	100%	9.6% ▲	+1,375	GRAND TOTAL	0.6%	0.7%
							GRAND TOTAL	100%	100%

Filings by Division & Code

Division	Case Type Description	Code	Summary	Change	% Change	Absolute Change
Criminal	Misdemeanor	M	1,386	▲	+12.9%	+158
	Felony	F	519	▼	-32.9%	-255
	Show Cause	SC	251	▲	+9.6%	+22
	Capias	CA	248	▲	+3.3%	+8
	Civil Violation	CV	69	▼	-10.4%	-8
	Total			2,473	▼	-2.9%
Traffic	Infraction	I	7,793	▲	+14.0%	+959
	Misdemeanor	M	2,008	▲	+5.9%	+112
	Capias	CA	99	▲	+3.1%	+3
	Show Cause	SC	60	▲	+53.8%	+21
	Felony	F	40	▲	+11.1%	+4
	Civil Violation	CV	4	▲	+33.3%	+1
	Other	O	1	↔		-
	Total			10,005	▲	12.4%
Civil	Warrant in Debt	WD	1,482	▲	+32.4%	+363
	Garnishment	GA	870	▲	+10.3%	+81
	Unlawful Detainer	UD	207	▼	-7.6%	-17
	Admin License	AL	135	▼	-23.3%	-41
	Other	OT	87	▲	+47.5%	+28
	Motor Carrier	MC	70	▼	-23.1%	-21
	Overweight	OC	69	▼	-32.4%	-33
	Protective Order	PO	57	▲	+18.8%	+9
	Preliminary Protective Order	PP	52	▲	+23.8%	+10
	Show Cause	SC	39	▲	+5.4%	+2
	Abstract	AJ	21	▼	-43.2%	-16
	Bond Forfeiture	BF	19	▼	-9.5%	-2
	Impoundment	IM	19	▼	-58.7%	-27
	Interrogatory	IN	18	▲	+38.5%	+5
	Detinue	DT	7	▼	-12.5%	-1
	Petition-Restore Arms	PR	4	▲	+300.0%	+3
	Tenants Assertion	TA	1	▼	-50.0%	-1
	Capias	CA	0	▼	-100.0%	-1
	Counter Claim	CC	0	▼	-100.0%	-1
	Motion for Judgment	MJ	0	▼	-100.0%	-1
Restricted Operators License	RL	0	▼	-100.0%	-3	
Total			3,157	▲	11.9%	+336
Civil Commitments	Temporary Detention Order	TD	69	▲	+9.5%	+6
	Emergency Custody Order	EC	36	▲	+24.1%	+7
	Medical Emergency Custody Order	ME	1	▲	-	+1
	Total			106	▲	15.2%
GRAND TOTAL			15,741	▲	9.6%	+1,375

Filings by Major Case Category**

Category	Summary	Change	% Change	Absolute Change
Felony	559	▼	-31.0%	-251
Garnishment	888	▲	+10.7%	+86
General Civil	1,499	▲	+31.5%	+359

* Compared to same time period as previous year

** Case Type Categories are defined in the 2017 Virginia Judicial Workload Assessment

The data reported reflect the case management system. The case types reported may not necessitate judicial involvement.

CPSS - GCMS CASELOAD STATISTICS OF THE GENERAL DISTRICT COURTS
 January 2024 thru October 2024 Filings (Compared to January 2023 thru October 2023)

Infraction/Civil Violation	8,006	▼	+12.6%	+898
Landlord /Tenant	208	▼	-8.0%	-18
Misdemeanor	3,394	▼	+8.5%	+267
Other	1,078	▲	+1.4%	+15
Protective Orders	109	▲	+21.1%	+19
GRAND TOTAL	15,741	▲	9.6%	+1,375

* Compared to same time period as previous year

** Case Type Categories are defined in the 2017 Virginia Judicial Workload Assessment

The data reported reflect the case management system. The case types reported may not necessitate judicial involvement.

2024 Overall GRAND TOTAL		Distribution of Caseload			Change*		Percentage (%) of Caseload				
2024	5,611	Criminal	687	12%	-25.6%	▼	-237	2023	18.1%	2024	12.2%
		Traffic	3,830	68%	25.7%	▲	+782	59.7%	68.3%		
2023	+504	Civil	1,027	18%	-5.3%	▲	-58	21.2%	18.3%		
		Civil Commitments	67	1%	34.0%	▲	+17	1.0%	1.2%		
		GRAND TOTAL	5,611	100%	9.9%	▲	+504	GRAND TOTAL	100%	100%	

Filings by Division & Code

Division	Case Type Description	Code	Summary	Change	% Change	Absolute Change
Criminal	Misdemeanor	M	318	▼	-30.6%	-140
	Felony	F	243	▼	-25.2%	-82
	Show Cause	SC	65	▲	+4.8%	+3
	Capias	CA	43	▼	-18.9%	-10
	Civil Violation	CV	17	▼	-29.2%	-7
	Motion	MO	1	▲	-	+1
	Restricted Operators License	RL	0	▼	-100.0%	-2
	Total			687	▼	-25.6%
Traffic	Infraction	I	3,115	▲	+35.5%	+816
	Misdemeanor	M	680	▼	-2.6%	-18
	Show Cause	SC	20	▼	-9.1%	-2
	Capias	CA	8	▼	-50.0%	-8
	Felony	F	7	▼	-36.4%	-4
	Restricted Operators License	RL	0	▼	-100.0%	-2
	Total			3,830	▲	25.7%
Civil	Warrant in Debt	WD	447	▲	+9.3%	+38
	Garnishment	GA	317	▲	+0.6%	+2
	Unlawful Detainer	UD	83	▼	-11.7%	-11
	Other	OT	48	▲	-23.8%	-15
	Preliminary Protective Order	PP	30	▲	+57.9%	+11
	Detinue	DT	24	▲	+9.1%	+2
	Protective Order	PO	22	▲	+15.8%	+3
	Admin License	AL	19	▼	-29.6%	-8
	Abstract	AJ	12	▲	+71.4%	+5
	Impoundment	IM	8	▲	+700.0%	+7
	Show Cause	SC	7	▼	-72.0%	-18
	Interrogatory	IN	4	▼	-94.6%	-70
	Counter Claim	CC	3	▲	+50.0%	+1
	Motion for Judgment	MJ	2	▲	+100.0%	+1
	Petition-Restore Arms	PR	1	▼	-66.7%	-2
	Capias	CA	0	▼	-100.0%	-1
	Restricted Operators License	RL	0	▼	-100.0%	-1
	Tenants Assertion	TA	0	▼	-100.0%	-1
	Third Party Claim	TH	0	▼	-100.0%	-1
Total			1,027	▼	-5.3%	-58
Civil Commitments	Temporary Detention Order	TD	44	▲	+69.2%	+18
	Emergency Custody Order	EC	23	▼	-4.2%	-1
	Total			67	▲	34.0%
GRAND TOTAL			5,611	▲	9.9%	+504

Filings by Major Case Category**

Category	Summary	Change	% Change	Absolute Change
Felony	250	▼	-25.6%	-86
Garnishment	321	▼	-17.5%	-68
General Civil	477	▲	+9.4%	+41
Infraction/Civil Violation	3,132	▲	+34.8%	+809

* Compared to same time period as previous year

** Case Type Categories are defined in the 2017 Virginia Judicial Workload Assessment

The data reported reflect the case management system. The case types reported may not necessitate judicial involvement.



CPSS - GCMS CASELOAD STATISTICS OF THE GENERAL DISTRICT COURTS
 January 2024 thru October 2024 Filings (Compared to January 2023 thru October 2023)

Landlord /Tenant	83	▼	-12.6%	-12
Misdemeanor	998	▼	-14.0%	-163
Other	298	▲	-9.4%	-31
Protective Orders	52	▲	+36.8%	+14
GRAND TOTAL	5,611	▲	9.9%	+504

* Compared to same time period as previous year

** Case Type Categories are defined in the 2017 Virginia Judicial Workload Assessment

The data reported reflect the case management system. The case types reported may not necessitate judicial involvement.

2024 Overall GRAND TOTAL		Distribution of Caseload			Change*		Percentage (%) of Caseload			
31,405	-463	Criminal	4,775	15%	-8.2%	▼	-427	Criminal	2023 16.3%	2024 15.2%
		Traffic	17,168	55%	-1.8%	▼	-318	Traffic	54.9%	54.7%
2024 		Civil	8,912	28%	3.6%	▲	+313	Civil	27.0%	28.4%
2023 		Civil Commitments	550	2%	-5.3%	▼	-31	Civil Commitments	1.8%	1.8%
		GRAND TOTAL	31,405	100%	-1.5%	▼	-463	GRAND TOTAL	100%	100%

Filings by Division & Code

Division	Case Type Description	Code	Summary	Change	% Change	Absolute Change
Criminal	Misdemeanor	M	2,703	▲	+2.1%	+55
	Felony	F	1,232	▼	-26.6%	-447
	Capias	CA	403	▼	-7.6%	-33
	Show Cause	SC	301	▼	-7.1%	-23
	Civil Violation	CV	136	▲	+19.3%	+22
	Restricted Operators License	RL	0	▼	-100.0%	-1
	Total			4,775	▼	-8.2%
Traffic	Infraction	I	12,746	▼	-4.5%	-596
	Misdemeanor	M	3,983	↔		-
	Civil Violation	CV	259	▲	+4,216.7%	+253
	Capias	CA	61	▲	+41.9%	+18
	Felony	F	56	▲	+5.7%	+3
	Show Cause	SC	55	▲	+10.0%	+5
	Restricted Operators License	RL	8	↔		-
	Other	O	0	▼	-100.0%	-1
Total			17,168	▼	-1.8%	-318
Civil	Warrant in Debt	WD	5,362	▲	+14.5%	+680
	Garnishment	GA	1,119	▼	-8.0%	-97
	Unlawful Detainer	UD	847	▼	-23.8%	-264
	Admin License	AL	268	▲	+29.5%	+61
	Other	OT	214	▲	+6.5%	+13
	Impoundment	IM	200	▲	+39.9%	+57
	Detinue	DT	177	▲	+18.0%	+27
	Preliminary Protective Order	PP	150	▼	-12.3%	-21
	Interrogatory	IN	134	▼	-8.8%	-13
	Protective Order	PO	126	▼	-18.7%	-29
	Bond Forfeiture	BF	122	▼	-1.6%	-2
	Show Cause	SC	101	▼	-36.1%	-57
	Abstract	AJ	53	▼	-40.4%	-36
	Motion for Judgment	MJ	17	▼	-22.7%	-5
	Capias	CA	6	▲	+20.0%	+1
	Overweight	OC	6	▲	+500.0%	+5
	Counter Claim	CC	4	▼	-42.9%	-3
	Petition-Restore Arms	PR	3	↔		-
	Tenants Assertion	TA	3	▼	-40.0%	-2
	Cross Claim	CR	0	▼	-100.0%	-1
Restricted Operators License	RL	0	▼	-100.0%	-1	
Total			8,912	▲	3.6%	+313
Civil Commitments	Temporary Detention Order	TD	222	▼	-3.1%	-7
	Mental Commitment	MC	143	▼	-8.3%	-13
	Emergency Custody Order	EC	113	▼	-8.9%	-11
	Petition	PT	47	▼	-14.5%	-8
	Other	OT	20	▲	+25.0%	+4
	Medical Emergency Temporary Detention Order	MT	4	▲	+300.0%	+3
	Medical Emergency Custody Order	ME	1	▲	-	+1
Total			550	▼	-5.3%	-31
GRAND TOTAL			31,405	▼	-1.5%	-463

* Compared to same time period as previous year

** Case Type Categories are defined in the 2017 Virginia Judicial Workload Assessment

The data reported reflect the case management system. The case types reported may not necessitate judicial involvement.



Filings by Major Case Category**

Category	Summary	Change	% Change	Absolute Change
Felony	1,288	▼	-25.6%	-444
Garnishment	1,253	▼	-8.1%	-110
General Civil	5,598	▲	+14.4%	+706
Infraction/Civil Violation	13,147	▲	-2.4%	-317
Involuntary Civil Commitments	67	▲	-5.6%	-4
Landlord /Tenant	850	▼	-23.8%	-266
Misdemeanor	6,694	▼	+0.8%	+53
Other	2,232	▲	-1.4%	-31
Protective Orders	276	▼	-15.3%	-50
GRAND TOTAL	31,405	▼	-1.5%	-463

* Compared to same time period as previous year

** Case Type Categories are defined in the 2017 Virginia Judicial Workload Assessment

The data reported reflect the case management system. The case types reported may not necessitate judicial involvement.

2024 Overall GRAND TOTAL		Distribution of Caseload			Change*		Percentage (%) of Caseload		
11,669	+1,166	Criminal	1,352	12%	8.6% ▲	+107	Criminal	2023	2024
		Traffic	8,597	74%	13.8% ▲	+1,043	Traffic	11.9%	11.6%
		Civil	1,661	14%	0.9% ▲	+15	Civil	71.9%	73.7%
		Civil Commitments	59	1%	1.7% ▲	+1	Civil Commitments	15.7%	14.2%
		GRAND TOTAL	11,669	100%	11.1% ▲	+1,166	GRAND TOTAL	0.6%	0.5%
							GRAND TOTAL	100%	100%

Filings by Division & Code

Division	Case Type Description	Code	Summary	Change	% Change	Absolute Change
Criminal	Misdemeanor	M	745	▲	+14.1%	+92
	Felony	F	326	▼	-1.2%	-4
	Show Cause	SC	112	▲	+47.4%	+36
	Capias	CA	105	▼	-8.7%	-10
	Civil Violation	CV	52	▼	-17.5%	-11
	Motion	MO	12	▲	+50.0%	+4
	Total			1,352	▲	8.6%
Traffic	Infraction	I	6,776	▲	+20.0%	+1,128
	Misdemeanor	M	1,715	▼	-5.0%	-91
	Capias	CA	44	▼	-17.0%	-9
	Felony	F	29	▲	+70.6%	+12
	Show Cause	SC	28	▼	-3.4%	-1
	Civil Violation	CV	4	▲	+300.0%	+3
	Motion	MO	1	▲	-	+1
Total			8,597	▲	13.8%	+1,043
Civil	Warrant in Debt	WD	767	▲	+8.2%	+58
	Garnishment	GA	471	▲	+5.6%	+25
	Unlawful Detainer	UD	161	▼	-3.0%	-5
	Admin License	AL	58	▼	-4.9%	-3
	Other	OT	58	▲	-15.9%	-11
	Show Cause	SC	26	▲	+13.0%	+3
	Preliminary Protective Order	PP	22	▼	-35.3%	-12
	Bond Forfeiture	BF	20	▼	-13.0%	-3
	Abstract	AJ	19	▼	-62.0%	-31
	Protective Order	PO	16	▼	-15.8%	-3
	Impoundment	IM	12	▲	+33.3%	+3
	Interrogatory	IN	11	▼	-45.0%	-9
	Detinue	DT	9	▼	-10.0%	-1
	Overweight	OC	6	▲	+500.0%	+5
	Capias	CA	1	↔	-	-
	Motion for Judgment	MJ	1	▼	-50.0%	-1
	Petition-Restore Arms	PR	1	▲	-	+1
	Tenants Assertion	TA	1	▲	-	+1
	Zoning Violation	ZO	1	▲	-	+1
	Counter Claim	CC	0	▼	-100.0%	-2
Restricted Operators License	RL	0	▼	-100.0%	-1	
Total			1,661	▲	0.9%	+15
Civil Commitments	Temporary Detention Order	TD	33	▼	-17.5%	-7
	Emergency Custody Order	EC	26	▲	+44.4%	+8
Total			59	▲	1.7%	+1
GRAND TOTAL			11,669	▲	11.1%	+1,166

Filings by Major Case Category**

Category	Summary	Change	% Change	Absolute Change
Felony	355	▲	+2.3%	+8
Garnishment	482	▼	+3.4%	+16
General Civil	788	▲	+8.7%	+63

* Compared to same time period as previous year

** Case Type Categories are defined in the 2017 Virginia Judicial Workload Assessment

The data reported reflect the case management system. The case types reported may not necessitate judicial involvement.

CPSS - GCMS CASELOAD STATISTICS OF THE GENERAL DISTRICT COURTS
 January 2024 thru October 2024 Filings (Compared to January 2023 thru October 2023)

Infraction/Civil Violation	6,838	▲	+19.7%	+1,125
Landlord /Tenant	162	▲	-2.4%	-4
Misdemeanor	2,461	▲	+0.0%	+1
Other	545	▲	-4.9%	-28
Protective Orders	38	▼	-28.3%	-15
GRAND TOTAL	11,669	▲	11.1%	+1,166

* Compared to same time period as previous year

** Case Type Categories are defined in the 2017 Virginia Judicial Workload Assessment

The data reported reflect the case management system. The case types reported may not necessitate judicial involvement.

2024 Overall GRAND TOTAL		Distribution of Caseload			Change*		Percentage (%) of Caseload		
8,789	+235	Criminal	1,881	21%	8.4% ▲	+145	Criminal	20.3%	21.4%
		Traffic	4,633	53%	-4.1% ▼	-199	Traffic	56.5%	52.7%
2024		Civil	2,163	25%	15.5% ▲	+291	Civil	21.9%	24.6%
2023		Civil Commitments	112	1%	-1.8% ▼	-2	Civil Commitments	1.3%	1.3%
		GRAND TOTAL	8,789	100%	2.7% ▲	+235	GRAND TOTAL	100%	100%

Filings by Division & Code

Division	Case Type Description	Code	Summary	Change	% Change	Absolute Change
Criminal	Misdemeanor	M	1,116	▲	+19.0%	+178
	Felony	F	447	▼	-1.8%	-8
	Capias	CA	134	▼	-8.2%	-12
	Show Cause	SC	126	▼	-11.3%	-16
	Civil Violation	CV	58	▲	+7.4%	+4
	Restricted Operators License	RL	0	▼	-100.0%	-1
	Total			1,881	▲	8.4%
Traffic	Infraction	I	3,458	▼	-6.7%	-250
	Misdemeanor	M	1,061	▲	+3.9%	+40
	Civil Violation	CV	47	▲	+2,250.0%	+45
	Show Cause	SC	29	▼	-23.7%	-9
	Capias	CA	22	▼	-52.2%	-24
	Felony	F	15	▼	-11.8%	-2
	Other	O	1	▲	-	+1
Total			4,633	▼	-4.1%	-199
Civil	Warrant in Debt	WD	961	▲	+35.5%	+252
	Garnishment	GA	554	▲	+7.8%	+40
	Unlawful Detainer	UD	181	▼	-10.0%	-20
	Impoundment	IM	118	▲	+11.3%	+12
	Admin License	AL	94	▲	+16.0%	+13
	Other	OT	59	▲	+13.5%	+7
	Detinue	DT	46	▲	+15.0%	+6
	Show Cause	SC	32	▲	+77.8%	+14
	Preliminary Protective Order	PP	30	▼	-6.3%	-2
	Interrogatory	IN	27	▲	+58.8%	+10
	Protective Order	PO	23	▼	-20.7%	-6
	Abstract	AJ	17	▼	-65.3%	-32
	Bond Forfeiture	BF	10	▲	+66.7%	+4
	Overweight	OC	5	▲	+150.0%	+3
	Tenants Assertion	TA	3	▲	+50.0%	+1
	Counter Claim	CC	2	▼	-60.0%	-3
	Petition-Restore Arms	PR	1	▼	-50.0%	-1
	Capias	CA	0	▼	-100.0%	-3
	Motion for Judgment	MJ	0	▼	-100.0%	-1
	Restricted Operators License	RL	0	▼	-100.0%	-1
Third Party Claim	TH	0	▼	-100.0%	-2	
Total			2,163	▲	15.5%	+291
Civil Commitments	Temporary Detention Order	TD	70	▼	-14.6%	-12
	Emergency Custody Order	EC	42	▲	+31.3%	+10
Total			112	▼	-1.8%	-2
GRAND TOTAL			8,789	▲	2.7%	+235

Filings by Major Case Category**

Category	Summary	Change	% Change	Absolute Change
Felony	462	▼	-2.1%	-10
Garnishment	581	▲	+9.4%	+50
General Civil	1,019	▼	+33.9%	+258

* Compared to same time period as previous year

** Case Type Categories are defined in the 2017 Virginia Judicial Workload Assessment

The data reported reflect the case management system. The case types reported may not necessitate judicial involvement.


CPSS - GCMS CASELOAD STATISTICS OF THE GENERAL DISTRICT COURTS
 January 2024 thru October 2024 Filings (Compared to January 2023 thru October 2023)

Infraction/Civil Violation	3,569	▲	-5.2%	-197
Landlord /Tenant	184	▲	-9.4%	-19
Misdemeanor	2,177	▼	+11.0%	+216
Other	744	▼	-6.9%	-55
Protective Orders	53	▼	-13.1%	-8
GRAND TOTAL	8,789	▲	2.7%	+235

* Compared to same time period as previous year

** Case Type Categories are defined in the 2017 Virginia Judicial Workload Assessment

The data reported reflect the case management system. The case types reported may not necessitate judicial involvement.

2024 Overall GRAND TOTAL		Distribution of Caseload			Change*		Percentage (%) of Caseload		
9,709 +970 	Criminal	2,306	24%	20.7% ▲	+395	Criminal	2023	2024	
	Traffic	3,771	39%	4.7% ▲	+169	Traffic	21.9%	23.8%	
	Civil	3,269	34%	11.0% ▲	+323	Civil	41.2%	38.8%	
	Civil Commitments	363	4%	29.6% ▲	+83	Civil Commitments	33.7%	33.7%	
	GRAND TOTAL	9,709	100%	11.1% ▲	+970	GRAND TOTAL	3.2%	3.7%	
						GRAND TOTAL	100%	100%	

Filings by Division & Code

Division	Case Type Description	Code	Summary	Change	% Change	Absolute Change
Criminal	Misdemeanor	M	1,410	▲	+25.4%	+286
	Felony	F	438	▲	+13.5%	+52
	Capias	CA	232	▲	+5.5%	+12
	Show Cause	SC	193	▲	+31.3%	+46
	Civil Violation	CV	33	▼	-2.9%	-1
	Total			2,306	▲	20.7%
Traffic	Infraction	I	2,654	▲	+5.4%	+136
	Misdemeanor	M	827	▼	-1.7%	-14
	Other	O	211	▲	+27.1%	+45
	Capias	CA	30	▼	-31.8%	-14
	Show Cause	SC	26	▲	+36.8%	+7
	Felony	F	23	▲	+76.9%	+10
	Civil Violation	CV	0	▼	-100.0%	-1
	Total			3,771	▲	4.7%
Civil	Warrant in Debt	WD	1,341	▲	+24.4%	+263
	Garnishment	GA	1,119	▲	+3.0%	+33
	Unlawful Detainer	UD	285	↔		-
	Admin License	AL	155	▲	+63.2%	+60
	Abstract	AJ	77	▲	+22.2%	+14
	Other	OT	67	▼	-5.6%	-4
	Detinue	DT	55	▼	-41.5%	-39
	Protective Order	PO	47	▲	+11.9%	+5
	Preliminary Protective Order	PP	39	▲	+62.5%	+15
	Interrogatory	IN	23	▲	+64.3%	+9
	Impoundment	IM	21	▲	+50.0%	+7
	Bond Forfeiture	BF	18	▼	-14.3%	-3
	Show Cause	SC	16	▼	-52.9%	-18
	Motion for Judgment	MJ	2	▲	+100.0%	+1
	Zoning Violation	ZO	2	▼	-88.2%	-15
	Counter Claim	CC	1	▲	-	+1
	Petition-Restore Arms	PR	1	↔		-
	Tenants Assertion	TA	0	▼	-100.0%	-5
	Third Party Claim	TH	0	▼	-100.0%	-1
Total			3,269	▲	11.0%	+323
Civil Commitments	Mental Commitment	MC	211	▲	+20.6%	+36
	Temporary Detention Order	TD	76	▲	+49.0%	+25
	Emergency Custody Order	EC	53	▲	+32.5%	+13
	Other	OT	20	▲	+66.7%	+8
	Medical Emergency Temporary Detention Order	MT	3	▲	+50.0%	+1
Total			363	▲	29.6%	+83
GRAND TOTAL			9,709	▲	11.1%	+970

Filings by Major Case Category**

Category	Summary	Change	% Change	Absolute Change
Felony	461	▲	+15.5%	+62
Garnishment	1,142	▲	+3.8%	+42
General Civil	1,405	▲	+18.9%	+223

* Compared to same time period as previous year

** Case Type Categories are defined in the 2017 Virginia Judicial Workload Assessment

The data reported reflect the case management system. The case types reported may not necessitate judicial involvement.



CPSS - GCMS CASELOAD STATISTICS OF THE GENERAL DISTRICT COURTS
 January 2024 thru October 2024 Filings (Compared to January 2023 thru October 2023)

Infraction/Civil Violation	2,898	▼	+6.6%	+179
Involuntary Civil Commitments	20	▲	+66.7%	+8
Landlord /Tenant	285	▼	-1.7%	-5
Misdemeanor	2,239	▼	+13.0%	+257
Other	1,173	▲	+18.6%	+184
Protective Orders	86	▲	+30.3%	+20
GRAND TOTAL	9,709	▲	11.1%	+970

* Compared to same time period as previous year

** Case Type Categories are defined in the 2017 Virginia Judicial Workload Assessment

The data reported reflect the case management system. The case types reported may not necessitate judicial involvement.

2024 Overall GRAND TOTAL		Distribution of Caseload			Change*		Percentage (%) of Caseload		
6,345	-604	Criminal	405	6%	6.6% ▲	+25	Criminal	2023	2024
		Traffic	5,630	89%	-11.3% ▼	-718	Traffic	5.5%	6.4%
		Civil	303	5%	44.3% ▲	+93	Civil	91.4%	88.7%
		Civil Commitments	7	0%	-36.4% ▼	-4	Civil Commitments	3.0%	4.8%
		GRAND TOTAL	6,345	100%	-8.7% ▼	-604	GRAND TOTAL	0.2%	0.1%
							GRAND TOTAL	100%	100%

Filings by Division & Code

Division	Case Type Description	Code	Summary	Change	% Change	Absolute Change
Criminal	Misdemeanor	M	228	▲	+24.6%	+45
	Felony	F	140	▼	-12.5%	-20
	Show Cause	SC	24	▲	+9.1%	+2
	Capias	CA	8	↔		-
	Civil Violation	CV	5	▼	-28.6%	-2
	Total			405	▲	6.6%
Traffic	Infraction	I	4,655	▼	-9.3%	-476
	Misdemeanor	M	962	▼	-19.7%	-236
	Civil Violation	CV	9	▼	-25.0%	-3
	Felony	F	2	▲	+100.0%	+1
	Capias	CA	1	↔		-
	Show Cause	SC	1	▼	-80.0%	-4
	Total			5,630	▼	-11.3%
Civil	Warrant in Debt	WD	152	▲	+126.9%	+85
	Garnishment	GA	35	▲	+25.0%	+7
	Motor Carrier	MC	26	▲	+18.2%	+4
	Overweight	OC	26	▲	+52.9%	+9
	Bond Forfeiture	BF	17	▲	+41.7%	+5
	Admin License	AL	13	▼	-63.9%	-23
	Other	OT	10	▼	-9.1%	-1
	Unlawful Detainer	UD	10	▲	+150.0%	+6
	Preliminary Protective Order	PP	7	▲	+75.0%	+3
	Detinue	DT	3	▲	+50.0%	+1
	Protective Order	PO	2	▲	-	+2
	Abstract	AJ	1	▼	-66.7%	-2
	Petition-Restore Arms	PR	1	▲	-	+1
	Counter Claim	CC	0	▼	-100.0%	-1
	Impoundment	IM	0	▼	-100.0%	-1
	Show Cause	SC	0	▼	-100.0%	-1
Tenants Assertion	TA	0	▼	-100.0%	-1	
Total			303	▲	44.3%	+93
Civil Commitments	Temporary Detention Order	TD	5	▼	-16.7%	-1
	Emergency Custody Order	EC	1	▼	-80.0%	-4
	Petition	PT	1	▲	-	+1
Total			7	▼	-36.4%	-4
GRAND TOTAL			6,345	▼	-8.7%	-604

Filings by Major Case Category**

Category	Summary	Change	% Change	Absolute Change
Felony	142	▲	-11.8%	-19
Garnishment	35	▲	+25.0%	+7
General Civil	156	▲	+126.1%	+87
Infraction/Civil Violation	4,721	▲	-9.0%	-468
Involuntary Civil Commitments	1	▲	-	+1
Landlord /Tenant	10	▲	+100.0%	+5
Misdemeanor	1,190	▲	-13.8%	-191

* Compared to same time period as previous year

** Case Type Categories are defined in the 2017 Virginia Judicial Workload Assessment

The data reported reflect the case management system. The case types reported may not necessitate judicial involvement.



CPSS - GCMS CASELOAD STATISTICS OF THE GENERAL DISTRICT COURTS
 January 2024 thru October 2024 Filings (Compared to January 2023 thru October 2023)

Other	81	▼	-27.7%	-31
Protective Orders	9	▲	+125.0%	+5
GRAND TOTAL	6,345	▼	-8.7%	-604

* Compared to same time period as previous year

** Case Type Categories are defined in the 2017 Virginia Judicial Workload Assessment

The data reported reflect the case management system. The case types reported may not necessitate judicial involvement.

2024 Overall GRAND TOTAL		Distribution of Caseload			Change*		Percentage (%) of Caseload			
17,417	-244	Criminal	669	4%	-19.3%	▼	-160	Criminal	2023 4.7%	2024 3.8%
		Traffic	15,589	90%	-1.9%	▼	-294	Traffic	89.9%	89.5%
2024 		Civil	1,094	6%	23.5%	▲	+208	Civil	5.0%	6.3%
2023 		Civil Commitments	65	0%	3.2%	▲	+2	Civil Commitments	0.4%	0.4%
		GRAND TOTAL	17,417	100%	-1.4%	▼	-244	GRAND TOTAL	100%	100%

Filings by Division & Code

Division	Case Type Description	Code	Summary	Change	% Change	Absolute Change
Criminal	Misdemeanor	M	400	▼	-20.5%	-103
	Felony	F	196	▼	-21.3%	-53
	Capias	CA	39	▲	+5.4%	+2
	Show Cause	SC	22	▲	+10.0%	+2
	Civil Violation	CV	12	▼	-40.0%	-8
	Total			669	▼	-19.3%
Traffic	Infraction	I	13,600	▼	-2.7%	-375
	Misdemeanor	M	1,953	▲	+4.6%	+85
	Felony	F	14	▼	-36.4%	-8
	Show Cause	SC	14	▲	+16.7%	+2
	Capias	CA	8	▲	+33.3%	+2
	Total			15,589	▼	-1.9%
Civil	Warrant in Debt	WD	547	▲	+70.9%	+227
	Garnishment	GA	258	▲	+10.3%	+24
	Unlawful Detainer	UD	69	▼	-32.4%	-33
	Other	OT	54	▲	+25.6%	+11
	Impoundment	IM	41	▼	-32.8%	-20
	Preliminary Protective Order	PP	31	▲	+24.0%	+6
	Protective Order	PO	25	▲	+47.1%	+8
	Bond Forfeiture	BF	24	↔		-
	Admin License	AL	19	▲	+5.6%	+1
	Detinue	DT	9	▼	-10.0%	-1
	Overweight	OC	9	▼	-40.0%	-6
	Abstract	AJ	4	▼	-42.9%	-3
	Show Cause	SC	2	▼	-50.0%	-2
	Motion for Judgment	MJ	1	▲	-	+1
	Petition-Restore Arms	PR	1	▼	-66.7%	-2
	Interrogatory	IN	0	▼	-100.0%	-2
	Tenants Assertion	TA	0	▼	-100.0%	-1
Total			1,094	▲	23.5%	+208
Civil Commitments	Temporary Detention Order	TD	38	▲	+2.7%	+1
	Emergency Custody Order	EC	27	▲	+3.8%	+1
	Total		65	▲	3.2%	+2
GRAND TOTAL			17,417	▼	-1.4%	-244

Filings by Major Case Category**

Category	Summary	Change	% Change	Absolute Change
Felony	210	▼	-22.5%	-61
Garnishment	258	▼	+9.3%	+22
General Civil	559	▲	+67.4%	+225
Infraction/Civil Violation	13,621	▼	-2.8%	-389
Landlord /Tenant	69	▼	-33.0%	-34
Misdemeanor	2,353	▼	-0.8%	-18
Other	291	▼	-1.0%	-3
Protective Orders	56	▲	+33.3%	+14

* Compared to same time period as previous year

** Case Type Categories are defined in the 2017 Virginia Judicial Workload Assessment

The data reported reflect the case management system. The case types reported may not necessitate judicial involvement.



CPSS - GCMS CASELOAD STATISTICS OF THE GENERAL DISTRICT COURTS
January 2024 thru October 2024 Filings (Compared to January 2023 thru October 2023)

<i>GRAND TOTAL</i>	17,417	▼	-1.4%	-244
---------------------------	---------------	---	-------	------

* Compared to same time period as previous year

** Case Type Categories are defined in the 2017 Virginia Judicial Workload Assessment

The data reported reflect the case management system. The case types reported may not necessitate judicial involvement.

2024 Overall GRAND TOTAL		Distribution of Caseload			Change*		Percentage (%) of Caseload		
2,192	-119	Criminal	290	13%	9.4% ▲	+25	Criminal	2023	2024
		Traffic	1,479	67%	-9.9% ▼	-163	Traffic	11.5%	13.2%
		Civil	398	18%	11.8% ▲	+42	Civil	71.1%	67.5%
		Civil Commitments	25	1%	-47.9% ▼	-23	Civil Commitments	15.4%	18.2%
		GRAND TOTAL	2,192	100%	-5.1% ▼	-119	GRAND TOTAL	2.1%	1.1%
							GRAND TOTAL	100%	100%

Filings by Division & Code

Division	Case Type Description	Code	Summary	Change	% Change	Absolute Change
Criminal	Misdemeanor	M	192	▲	+15.0%	+25
	Felony	F	54	▲	+14.9%	+7
	Civil Violation	CV	17	▼	-54.1%	-20
	Show Cause	SC	17	▲	+88.9%	+8
	Capias	CA	10	▲	+100.0%	+5
	Total			290	▲	9.4%
Traffic	Infraction	I	1,288	▼	-7.6%	-106
	Misdemeanor	M	181	▼	-15.8%	-34
	Capias	CA	5	▲	+25.0%	+1
	Show Cause	SC	4	▼	-75.0%	-12
	Felony	F	1	▼	-92.3%	-12
	Total			1,479	▼	-9.9%
Civil	Warrant in Debt	WD	210	▲	+28.0%	+46
	Garnishment	GA	70	↔		-
	Unlawful Detainer	UD	24	▼	-31.4%	-11
	Admin License	AL	20	▼	-23.1%	-6
	Preliminary Protective Order	PP	17	▲	+41.7%	+5
	Other	OT	16	▼	-11.1%	-2
	Protective Order	PO	12	▲	+33.3%	+3
	Impoundment	IM	7	▲	+75.0%	+3
	Interrogatory	IN	7	▲	+75.0%	+3
	Show Cause	SC	6	▼	-14.3%	-1
	Detinue	DT	5	▲	+25.0%	+1
	Abstract	AJ	1	▼	-50.0%	-1
	Capias	CA	1	▲	-	+1
	Petition-Restore Arms	PR	1	▲	-	+1
	Restricted Operators License	RL	1	▲	-	+1
	Counter Claim	CC	0	▼	-100.0%	-1
	Total			398	▲	11.8%
Civil Commitments	Temporary Detention Order	TD	16	▼	-44.8%	-13
	Emergency Custody Order	EC	9	▼	-52.6%	-10
	Total		25	▼	-47.9%	-23
GRAND TOTAL			2,192	▼	-5.1%	-119

Filings by Major Case Category**

Category	Summary	Change	% Change	Absolute Change
Felony	55	▼	-8.3%	-5
Garnishment	77	▲	+4.1%	+3
General Civil	218	▲	+26.0%	+45
Infraction/Civil Violation	1,305	▼	-8.8%	-126
Landlord /Tenant	24	▼	-31.4%	-11
Misdemeanor	374	▲	-2.1%	-8
Other	110	▲	-18.5%	-25
Protective Orders	29	▲	+38.1%	+8
GRAND TOTAL	2,192	▼	-5.1%	-119

* Compared to same time period as previous year



** Case Type Categories are defined in the 2017 Virginia Judicial Workload Assessment

The data reported reflect the case management system. The case types reported may not necessitate judicial involvement.

* Compared to same time period as previous year

** Case Type Categories are defined in the 2017 Virginia Judicial Workload Assessment

The data reported reflect the case management system. The case types reported may not necessitate judicial involvement.

2024 Overall GRAND TOTAL		Distribution of Caseload			Change*		Percentage (%) of Caseload		
3,325	-71	Criminal	895	27%	16.8% ▲	+129	Criminal	2023	2024
		Traffic	1,486	45%	-14.4% ▼	-249	Traffic	51.1%	44.7%
		Civil	806	24%	29.2% ▲	+182	Civil	18.4%	24.2%
		Civil Commitments	138	4%	-49.1% ▼	-133	Civil Commitments	8.0%	4.2%
		GRAND TOTAL	3,325	100%	-2.1% ▼	-71	GRAND TOTAL	100%	100%

Filings by Division & Code

Division	Case Type Description	Code	Summary	Change	% Change	Absolute Change
Criminal	Misdemeanor	M	538	▲	+21.7%	+96
	Felony	F	195	▲	+7.7%	+14
	Capias	CA	75	▼	-7.4%	-6
	Show Cause	SC	75	▲	+53.1%	+26
	Civil Violation	CV	12	▼	-7.7%	-1
	Total			895	▲	16.8%
Traffic	Infraction	I	1,238	▼	-7.2%	-96
	Misdemeanor	M	243	▼	-35.4%	-133
	Felony	F	2	▼	-75.0%	-6
	Show Cause	SC	2	▼	-75.0%	-6
	Capias	CA	1	▼	-85.7%	-6
	Civil Violation	CV	0	▼	-100.0%	-2
	Total			1,486	▼	-14.4%
Civil	Warrant in Debt	WD	305	▲	+29.8%	+70
	Garnishment	GA	201	▲	+37.7%	+55
	Impoundment	IM	72	▲	+38.5%	+20
	Detinue	DT	65	▲	+38.3%	+18
	Other	OT	56	▲	+33.3%	+14
	Unlawful Detainer	UD	39	▲	+8.3%	+3
	Admin License	AL	20	▲	+17.6%	+3
	Preliminary Protective Order	PP	16	▼	-5.9%	-1
	Protective Order	PO	13	▼	-7.1%	-1
	Bond Forfeiture	BF	6	▼	-50.0%	-6
	Show Cause	SC	6	▲	+500.0%	+5
	Interrogatory	IN	3	▲	+50.0%	+1
	Abstract	AJ	2	▲	-	+2
	Capias	CA	1	▲	-	+1
	Petition-Restore Arms	PR	1	▼	-50.0%	-1
	Tenants Assertion	TA	0	▼	-100.0%	-1
Total			806	▲	29.2%	+182
Civil Commitments	Mental Commitment	MC	81	▼	-59.7%	-120
	Emergency Custody Order	EC	26	▲	+18.2%	+4
	Temporary Detention Order	TD	24	▼	-44.2%	-19
	Medical Emergency Temporary Detention Order	MT	4	▼	-20.0%	-1
	Other	OT	3	▲	-	+3
Total			138	▼	-49.1%	-133
GRAND TOTAL			3,325	▼	-2.1%	-71

Filings by Major Case Category**

Category	Summary	Change	% Change	Absolute Change
Felony	197	▼	+4.2%	+8
Garnishment	204	▲	+37.8%	+56
General Civil	384	▲	+31.5%	+92
Infraction/Civil Violation	1,250	▼	-7.3%	-99
Involuntary Civil Commitments	3	▲	-	+3
Landlord /Tenant	39	▼	+5.4%	+2

* Compared to same time period as previous year

** Case Type Categories are defined in the 2017 Virginia Judicial Workload Assessment

The data reported reflect the case management system. The case types reported may not necessitate judicial involvement.



CPSS - GCMS CASELOAD STATISTICS OF THE GENERAL DISTRICT COURTS
 January 2024 thru October 2024 Filings (Compared to January 2023 thru October 2023)

Misdemeanor	781	▼	-4.5%	-37
Other	438	▲	-17.7%	-94
Protective Orders	29	▼	-6.5%	-2
GRAND TOTAL	3,325	▼	-2.1%	-71

* Compared to same time period as previous year

** Case Type Categories are defined in the 2017 Virginia Judicial Workload Assessment

The data reported reflect the case management system. The case types reported may not necessitate judicial involvement.

2024 Overall GRAND TOTAL		Distribution of Caseload			Change*		Percentage (%) of Caseload		
5,435	-262	Criminal	455	8%	13.2% ▲	+53	Criminal	2023 7.1%	2024 8.4%
2024 		Traffic	4,243	78%	-9.5% ▼	-443	Traffic	82.3%	78.1%
2023 		Civil	691	13%	19.1% ▲	+111	Civil	10.2%	12.7%
		Civil Commitments	46	1%	58.6% ▲	+17	Civil Commitments	0.5%	0.8%
		GRAND TOTAL	5,435	100%	-4.6% ▼	-262	GRAND TOTAL	100%	100%

Filings by Division & Code

Division	Case Type Description	Code	Summary	Change	% Change	Absolute Change
Criminal	Misdemeanor	M	274	▲	+12.8%	+31
	Felony	F	111	▲	+50.0%	+37
	Show Cause	SC	30	▼	-31.8%	-14
	Capias	CA	22	▲	+10.0%	+2
	Civil Violation	CV	18	▼	-14.3%	-3
	Total			455	▲	13.2%
Traffic	Infraction	I	3,793	▼	-10.7%	-456
	Misdemeanor	M	436	▲	+2.3%	+10
	Show Cause	SC	8	▲	+100.0%	+4
	Felony	F	3	▼	-40.0%	-2
	Capias	CA	2	↔	-	-
	Restricted Operators License	RL	1	▲	-	+1
	Total			4,243	▼	-9.5%
Civil	Warrant in Debt	WD	355	▲	+60.6%	+134
	Garnishment	GA	158	▲	+4.6%	+7
	Unlawful Detainer	UD	87	▼	-14.7%	-15
	Preliminary Protective Order	PP	21	▼	-38.2%	-13
	Other	OT	20	▲	-9.1%	-2
	Protective Order	PO	15	▼	-11.8%	-2
	Admin License	AL	14	▼	-17.6%	-3
	Bond Forfeiture	BF	9	▲	+80.0%	+4
	Abstract	AJ	6	▲	+50.0%	+2
	Impoundment	IM	3	▲	+200.0%	+2
	Overweight	OC	2	▲	+100.0%	+1
	Detinue	DT	1	▼	-66.7%	-2
	Interrogatory	IN	0	▼	-100.0%	-1
	Petition-Restore Arms	PR	0	▼	-100.0%	-1
	Total			691	▲	19.1%
Civil Commitments	Temporary Detention Order	TD	35	▲	+52.2%	+12
	Emergency Custody Order	EC	11	▲	+83.3%	+5
	Total			46	▲	58.6%
GRAND TOTAL			5,435	▼	-4.6%	-262

Filings by Major Case Category**

Category	Summary	Change	% Change	Absolute Change
Felony	114	▲	+44.3%	+35
Garnishment	158	▼	+3.9%	+6
General Civil	358	▲	+59.1%	+133
Infraction/Civil Violation	3,813	▲	-10.7%	-458
Landlord /Tenant	87	▼	-14.7%	-15
Misdemeanor	711	▲	+6.3%	+42
Other	158	▲	+6.8%	+10
Protective Orders	36	▼	-29.4%	-15
GRAND TOTAL	5,435	▼	-4.6%	-262

* Compared to same time period as previous year



** Case Type Categories are defined in the 2017 Virginia Judicial Workload Assessment

The data reported reflect the case management system. The case types reported may not necessitate judicial involvement.

* Compared to same time period as previous year

** Case Type Categories are defined in the 2017 Virginia Judicial Workload Assessment

The data reported reflect the case management system. The case types reported may not necessitate judicial involvement.

2024 Overall GRAND TOTAL		Distribution of Caseload			Change*		Percentage (%) of Caseload		
1,551	-10	Criminal	386	25%	-14.8% ▼	-67	Criminal	2023	2024
		Traffic	589	38%	12.0% ▲	+63	Traffic	29.0%	24.9%
		Civil	551	36%	1.1% ▲	+6	Civil	33.7%	38.0%
		Civil Commitments	25	2%	-32.4% ▼	-12	Civil Commitments	34.9%	35.5%
		GRAND TOTAL	1,551	100%	-0.6% ▼	-10	GRAND TOTAL	2.4%	1.6%
							GRAND TOTAL	100%	100%

Filings by Division & Code

Division	Case Type Description	Code	Summary	Change	% Change	Absolute Change
Criminal	Misdemeanor	M	223	▼	-8.6%	-21
	Felony	F	130	▼	-17.2%	-27
	Capias	CA	17	▼	-41.4%	-12
	Show Cause	SC	13	▼	-35.0%	-7
	Civil Violation	CV	3	↔		-
	Total			386	▼	-14.8%
Traffic	Infraction	I	422	▲	+11.9%	+45
	Misdemeanor	M	161	▲	+14.2%	+20
	Felony	F	6	▲	+50.0%	+2
	Capias	CA	0	▼	-100.0%	-2
	Show Cause	SC	0	▼	-100.0%	-2
	Total			589	▲	12.0%
Civil	Warrant in Debt	WD	332	▼	-7.0%	-25
	Garnishment	GA	84	▼	-4.5%	-4
	Preliminary Protective Order	PP	29	▲	+262.5%	+21
	Unlawful Detainer	UD	29	▼	-12.1%	-4
	Protective Order	PO	24	▲	+500.0%	+20
	Other	OT	20	▲	+185.7%	+13
	Impoundment	IM	14	▲	+7.7%	+1
	Bond Forfeiture	BF	7	▼	-30.0%	-3
	Detinue	DT	6	↔		-
	Abstract	AJ	2	▼	-66.7%	-4
	Admin License	AL	2	▼	-75.0%	-6
	Restricted Operators License	RL	1	▲	-	+1
	Show Cause	SC	1	↔		-
	Petition-Restore Arms	PR	0	▼	-100.0%	-3
	Tenants Assertion	TA	0	▼	-100.0%	-1
	Total			551	▲	1.1%
Civil Commitments	Temporary Detention Order	TD	14	▼	-33.3%	-7
	Emergency Custody Order	EC	8	▼	-33.3%	-4
	Mental Commitment	MC	3	▼	-25.0%	-1
	Total			25	▼	-32.4%
GRAND TOTAL			1,551	▼	-0.6%	-10

Filings by Major Case Category**

Category	Summary	Change	% Change	Absolute Change
Felony	136	▲	-15.5%	-25
Garnishment	84	▼	-4.5%	-4
General Civil	341	▲	-6.8%	-25
Infraction/Civil Violation	425	▲	+11.8%	+45
Landlord /Tenant	29	▼	-14.7%	-5
Misdemeanor	385	▲		0
Other	98	▼	-27.4%	-37
Protective Orders	53	▲	+341.7%	+41
GRAND TOTAL	1,551	▼	-0.6%	-10

* Compared to same time period as previous year



** Case Type Categories are defined in the 2017 Virginia Judicial Workload Assessment

The data reported reflect the case management system. The case types reported may not necessitate judicial involvement.

* Compared to same time period as previous year

** Case Type Categories are defined in the 2017 Virginia Judicial Workload Assessment

The data reported reflect the case management system. The case types reported may not necessitate judicial involvement.

2024 Overall GRAND TOTAL		Distribution of Caseload			Change*		Percentage (%) of Caseload		
18,975	+1,191	Criminal	3,655	19%	16.6% ▲	+521	Criminal	2023	2024
		Traffic	10,574	56%	3.5% ▲	+362	Traffic	17.6%	19.3%
		Civil	4,076	21%	8.5% ▲	+318	Civil	57.4%	55.7%
		Civil Commitments	670	4%	-1.5% ▼	-10	Civil Commitments	21.1%	21.5%
		GRAND TOTAL	18,975	100%	6.7% ▲	+1,191	GRAND TOTAL	3.8%	3.5%
							GRAND TOTAL	100%	100%

Filings by Division & Code

Division	Case Type Description	Code	Summary	Change	% Change	Absolute Change
Criminal	Misdemeanor	M	2,324	▲	+21.4%	+410
	Felony	F	910	▲	+20.7%	+156
	Capias	CA	221	▲	+13.9%	+27
	Show Cause	SC	128	▼	-23.4%	-39
	Civil Violation	CV	72	▼	-31.4%	-33
	Total			3,655	▲	16.6%
Traffic	Infraction	I	8,898	▲	+3.9%	+330
	Misdemeanor	M	1,584	▲	+3.3%	+50
	Felony	F	30	▼	-25.0%	-10
	Capias	CA	23	▲	+35.3%	+6
	Show Cause	SC	14	▼	-22.2%	-4
	Other	O	13	↔		-
	Civil Violation	CV	7	▲	+75.0%	+3
	Restricted Operators License	RL	5	▼	-72.2%	-13
	Total			10,574	▲	3.5%
Civil	Warrant in Debt	WD	1,447	▲	+19.7%	+238
	Garnishment	GA	1,146	▲	+8.7%	+92
	Unlawful Detainer	UD	633	▼	-16.9%	-129
	Admin License	AL	240	▲	+35.6%	+63
	Other	OT	156	▲	+1.3%	+2
	Preliminary Protective Order	PP	84	▲	+2.4%	+2
	Abstract	AJ	73	▲	+69.8%	+30
	Bond Forfeiture	BF	72	▲	+33.3%	+18
	Protective Order	PO	63	▼	-4.5%	-3
	Interrogatory	IN	47	▲	+51.6%	+16
	Impoundment	IM	42	▲	+110.0%	+22
	Detinue	DT	33	▼	-51.5%	-35
	Show Cause	SC	29	▲	+45.0%	+9
	Counter Claim	CC	4	▲	+100.0%	+2
	Tenants Assertion	TA	4	↔		-
	Capias	CA	2	▲	+100.0%	+1
	Motion for Judgment	MJ	1	▼	-75.0%	-3
	Overweight	OC	0	▼	-100.0%	-1
	Petition-Restore Arms	PR	0	▼	-100.0%	-4
	Restricted Operators License	RL	0	▼	-100.0%	-1
	Third Party Claim	TH	0	▼	-100.0%	-1
Total			4,076	▲	8.5%	+318
Civil Commitments	Mental Commitment	MC	328	▲	+19.7%	+54
	Temporary Detention Order	TD	178	▼	-22.3%	-51
	Emergency Custody Order	EC	81	▼	-16.5%	-16
	Other	OT	63	▼	-7.4%	-5
	Medical Emergency Temporary Detention Order	MT	20	▲	+81.8%	+9
	Medical Emergency Custody Order	ME	0	▼	-100.0%	-1
Total			670	▼	-1.5%	-10
GRAND TOTAL			18,975	▲	6.7%	+1,191

* Compared to same time period as previous year

** Case Type Categories are defined in the 2017 Virginia Judicial Workload Assessment

The data reported reflect the case management system. The case types reported may not necessitate judicial involvement.



Filings by Major Case Category**

Category	Summary	Change	% Change	Absolute Change
Felony	940	▼	+18.4%	+146
Garnishment	1,193	▲	+10.0%	+108
General Civil	1,497	▼	+15.6%	+202
Infraction/Civil Violation	8,990	▼	+3.4%	+299
Involuntary Civil Commitments	63	▼	-7.4%	-5
Landlord /Tenant	637	▼	-16.8%	-129
Misdemeanor	3,913	▼	+12.9%	+446
Other	1,595	▲	+8.5%	+125
Protective Orders	147	▼	-0.7%	-1
GRAND TOTAL	18,975	▲	6.7%	+1,191

* Compared to same time period as previous year

** Case Type Categories are defined in the 2017 Virginia Judicial Workload Assessment

The data reported reflect the case management system. The case types reported may not necessitate judicial involvement.

2024 Overall GRAND TOTAL		Distribution of Caseload			Change*		Percentage (%) of Caseload		
13,981	+1,000	Criminal	2,075	15%	-2.5% ▼	-53	Criminal	2023	2024
		Traffic	9,584	69%	10.9% ▲	+940	Traffic	16.4%	14.8%
		Civil	2,012	14%	6.6% ▲	+125	Civil	66.6%	68.6%
		Civil Commitments	310	2%	-3.7% ▼	-12	Civil Commitments	14.5%	14.4%
		GRAND TOTAL	13,981	100%	7.7% ▲	+1,000	GRAND TOTAL	2.5%	2.2%
							GRAND TOTAL	100%	100%

Filings by Division & Code

Division	Case Type Description	Code	Summary	Change	% Change	Absolute Change
Criminal	Misdemeanor	M	1,327	▲	+2.6%	+33
	Felony	F	424	▲	+6.0%	+24
	Show Cause	SC	158	▼	-27.2%	-59
	Capias	CA	144	▼	-21.7%	-40
	Civil Violation	CV	22	▼	-31.3%	-10
	Motion	MO	0	▼	-100.0%	-1
	Total			2,075	▼	-2.5%
Traffic	Infraction	I	8,274	▲	+11.5%	+852
	Misdemeanor	M	1,279	▲	+7.4%	+88
	Felony	F	17	▲	+30.8%	+4
	Show Cause	SC	7	▲	+40.0%	+2
	Capias	CA	4	▼	-33.3%	-2
	Other	O	2	▲	-	+2
	Civil Violation	CV	1	▲	-	+1
	Restricted Operators License	RL	0	▼	-100.0%	-7
Total			9,584	▲	10.9%	+940
Civil	Warrant in Debt	WD	887	▲	+25.8%	+182
	Unlawful Detainer	UD	351	▲	+2.3%	+8
	Garnishment	GA	343	▲	+0.6%	+2
	Other	OT	131	▲	-17.1%	-27
	Preliminary Protective Order	PP	74	▼	-10.8%	-9
	Detinue	DT	70	▲	+27.3%	+15
	Protective Order	PO	56	▼	-17.6%	-12
	Bond Forfeiture	BF	34	▼	-32.0%	-16
	Admin License	AL	28	▲	+12.0%	+3
	Interrogatory	IN	14	▼	-12.5%	-2
	Impoundment	IM	8	▲	+166.7%	+5
	Motion for Judgment	MJ	5	▲	-	+5
	Abstract	AJ	4	▲	+100.0%	+2
	Show Cause	SC	4	▼	-85.7%	-24
	Petition-Restore Arms	PR	3	▼	-25.0%	-1
	Capias	CA	0	▼	-100.0%	-3
	Overweight	OC	0	▼	-100.0%	-1
Tenants Assertion	TA	0	▼	-100.0%	-2	
Total			2,012	▲	6.6%	+125
Civil Commitments	Temporary Detention Order	TD	134	▲	+27.6%	+29
	Emergency Custody Order	EC	85	▼	-2.3%	-2
	Mental Commitment	MC	77	▼	-32.5%	-37
	Other	OT	9	▼	-30.8%	-4
	Medical Emergency Temporary Detention Order	MT	5	▲	+150.0%	+3
	Medical Emergency Custody Order	ME	0	▼	-100.0%	-1
Total			310	▼	-3.7%	-12
GRAND TOTAL			13,981	▲	7.7%	+1,000

* Compared to same time period as previous year

** Case Type Categories are defined in the 2017 Virginia Judicial Workload Assessment

The data reported reflect the case management system. The case types reported may not necessitate judicial involvement.



Filings by Major Case Category**

Category	Summary	Change	% Change	Absolute Change
Felony	441	▲	+6.8%	+28
Garnishment	357	▼		0
General Civil	976	▲	+26.4%	+204
Infraction/Civil Violation	8,299	▲	+11.3%	+844
Involuntary Civil Commitments	9	▼	-30.8%	-4
Landlord /Tenant	351	▼	+1.7%	+6
Misdemeanor	2,606	▼	+4.6%	+114
Other	812	▼	-17.4%	-171
Protective Orders	130	▼	-13.9%	-21
GRAND TOTAL	13,981	▲	7.7%	+1,000

* Compared to same time period as previous year

** Case Type Categories are defined in the 2017 Virginia Judicial Workload Assessment

The data reported reflect the case management system. The case types reported may not necessitate judicial involvement.

2024 Overall GRAND TOTAL		Distribution of Caseload			Change*		Percentage (%) of Caseload		
3,585	+662	Criminal	756	21%	25.8% ▲	+155	Criminal	20.6%	21.1%
		Traffic	1,753	49%	21.1% ▲	+306	Traffic	49.5%	48.9%
2024 		Civil	870	24%	8.5% ▲	+68	Civil	27.4%	24.3%
2023 		Civil Commitments	206	6%	182.2% ▲	+133	Civil Commitments	2.5%	5.7%
		GRAND TOTAL	3,585	100%	22.6% ▲	+662	GRAND TOTAL	100%	100%

Filings by Division & Code

Division	Case Type Description	Code	Summary	Change	% Change	Absolute Change
Criminal	Misdemeanor	M	579	▲	+35.6%	+152
	Felony	F	74	▲	+1.4%	+1
	Show Cause	SC	43	▼	-36.8%	-25
	Civil Violation	CV	35	▲	+59.1%	+13
	Capias	CA	25	▲	+150.0%	+15
	Restricted Operators License	RL	0	▼	-100.0%	-1
	Total			756	▲	25.8%
Traffic	Infraction	I	1,446	▲	+26.6%	+304
	Misdemeanor	M	284	▼	-0.4%	-1
	Show Cause	SC	12	▲	+500.0%	+10
	Other	O	9	▲	-	+9
	Capias	CA	2	↔	-	-
	Civil Violation	CV	0	▼	-100.0%	-4
	Felony	F	0	▼	-100.0%	-4
	Restricted Operators License	RL	0	▼	-100.0%	-8
Total			1,753	▲	21.1%	+306
Civil	Warrant in Debt	WD	317	▲	+33.8%	+80
	Unlawful Detainer	UD	219	▼	-6.8%	-16
	Garnishment	GA	128	▼	-10.5%	-15
	Admin License	AL	55	▼	-3.5%	-2
	Other	OT	52	▲	+15.6%	+7
	Preliminary Protective Order	PP	46	▲	+27.8%	+10
	Protective Order	PO	43	▲	+38.7%	+12
	Bond Forfeiture	BF	6	▲	+200.0%	+4
	Capias	CA	3	▲	-	+3
	Detinue	DT	1	▲	-	+1
	Abstract	AJ	0	▼	-100.0%	-1
	Interrogatory	IN	0	▼	-100.0%	-7
	Show Cause	SC	0	▼	-100.0%	-6
	Tenants Assertion	TA	0	▼	-100.0%	-2
Total			870	▲	8.5%	+68
Civil Commitments	Temporary Detention Order	TD	102	▲	+104.0%	+52
	Emergency Custody Order	EC	52	▲	+136.4%	+30
	Mental Commitment	MC	52	▲	-	+52
	Other	OT	0	▼	-100.0%	-1
Total			206	▲	182.2%	+133
GRAND TOTAL			3,585	▲	22.6%	+662

Filings by Major Case Category**

Category	Summary	Change	% Change	Absolute Change
Felony	74	▼	-3.9%	-3
Garnishment	128	▼	-14.7%	-22
General Civil	320	▲	+34.5%	+82
Infraction/Civil Violation	1,490	▲	+27.6%	+322
Involuntary Civil Commitments	0	▼	-100.0%	-1
Landlord /Tenant	219	▼	-7.6%	-18

* Compared to same time period as previous year

** Case Type Categories are defined in the 2017 Virginia Judicial Workload Assessment

The data reported reflect the case management system. The case types reported may not necessitate judicial involvement.

CPSS - GCMS CASELOAD STATISTICS OF THE GENERAL DISTRICT COURTS

January 2024 thru October 2024 Filings (Compared to January 2023 thru October 2023)

Radford



District: 27 FIPS: 750

Misdemeanor	863	▼	+19.7%	+142
Other	402	▲	+52.3%	+138
Protective Orders	89	▲	+32.8%	+22
GRAND TOTAL	3,585	▲	22.6%	+662

* Compared to same time period as previous year

** Case Type Categories are defined in the 2017 Virginia Judicial Workload Assessment

The data reported reflect the case management system. The case types reported may not necessitate judicial involvement.

2024 Overall GRAND TOTAL		Distribution of Caseload			Change*		Percentage (%) of Caseload		
14,120	+216	Criminal	1,834	13%	30.1% ▲	+424	Criminal	2023	2024
		Traffic	10,376	73%	-4.4% ▼	-478	Traffic	10.1%	13.0%
		Civil	1,682	12%	14.8% ▲	+217	Civil	78.1%	73.5%
		Civil Commitments	228	2%	30.3% ▲	+53	Civil Commitments	10.5%	11.9%
		GRAND TOTAL	14,120	100%	1.6% ▲	+216	GRAND TOTAL	1.3%	1.6%
							GRAND TOTAL	100%	100%

Filings by Division & Code

Division	Case Type Description	Code	Summary	Change	% Change	Absolute Change
Criminal	Misdemeanor	M	1,229	▲	+39.0%	+345
	Felony	F	375	▲	+21.8%	+67
	Capias	CA	123	▲	+3.4%	+4
	Show Cause	SC	65	▲	+6.6%	+4
	Civil Violation	CV	41	▲	+10.8%	+4
	Restricted Operators License	RL	1	↔		-
	Total			1,834	▲	30.1%
Traffic	Infraction	I	8,462	▼	-9.2%	-855
	Misdemeanor	M	1,821	▲	+23.4%	+345
	Capias	CA	30	▲	+87.5%	+14
	Felony	F	26	▲	+136.4%	+15
	Civil Violation	CV	22	▲	+57.1%	+8
	Show Cause	SC	13	▼	-31.6%	-6
	Restricted Operators License	RL	2	▲	+100.0%	+1
Total			10,376	▼	-4.4%	-478
Civil	Warrant in Debt	WD	859	▲	+48.6%	+281
	Garnishment	GA	412	▲	+3.8%	+15
	Unlawful Detainer	UD	109	▼	-30.1%	-47
	Other	OT	96	▼	-10.3%	-11
	Preliminary Protective Order	PP	42	▼	-14.3%	-7
	Protective Order	PO	42	▼	-12.5%	-6
	Admin License	AL	34	▲	+9.7%	+3
	Detinue	DT	32	▼	-13.5%	-5
	Bond Forfeiture	BF	23	▼	-23.3%	-7
	Abstract	AJ	13	▲	+160.0%	+8
	Show Cause	SC	8	↔		-
	Petition-Restore Arms	PR	4	↔		-
	Tenants Assertion	TA	3	▲	+50.0%	+1
	Interrogatory	IN	2	▼	-50.0%	-2
	Motion for Judgment	MJ	2	▼	-50.0%	-2
	Cross Claim	CR	1	▲	-	+1
	Counter Claim	CC	0	▼	-100.0%	-1
Impoundment	IM	0	▼	-100.0%	-4	
Total			1,682	▲	14.8%	+217
Civil Commitments	Temporary Detention Order	TD	115	▲	+13.9%	+14
	Emergency Custody Order	EC	113	▲	+52.7%	+39
	Total		228	▲	30.3%	+53
GRAND TOTAL			14,120	▲	1.6%	+216

Filings by Major Case Category**

Category	Summary	Change	% Change	Absolute Change
Felony	401	▲	+25.7%	+82
Garnishment	414	▼	+3.2%	+13
General Civil	898	▼	+43.0%	+270
Infraction/Civil Violation	8,525	▲	-9.0%	-843
Landlord /Tenant	112	▲	-29.1%	-46

* Compared to same time period as previous year

** Case Type Categories are defined in the 2017 Virginia Judicial Workload Assessment

The data reported reflect the case management system. The case types reported may not necessitate judicial involvement.



CPSS - GCMS CASELOAD STATISTICS OF THE GENERAL DISTRICT COURTS
 January 2024 thru October 2024 Filings (Compared to January 2023 thru October 2023)

Misdemeanor	3,053	▲	+29.3%	+691
Other	633	▲	+10.9%	+62
Protective Orders	84	▼	-13.4%	-13
GRAND TOTAL	14,120	▲	1.6%	+216

* Compared to same time period as previous year

** Case Type Categories are defined in the 2017 Virginia Judicial Workload Assessment

The data reported reflect the case management system. The case types reported may not necessitate judicial involvement.

2024 Overall GRAND TOTAL		Distribution of Caseload			Change*		Percentage (%) of Caseload		
9,389	-118	Criminal	1,929	21%	0.4% ▲	+8	Criminal	20.2%	20.5%
		Traffic	5,777	62%	-1.6% ▼	-94	Traffic	61.8%	61.5%
2024 		Civil	1,303	14%	2.4% ▲	+30	Civil	13.4%	13.9%
2023 		Civil Commitments	380	4%	-14.0% ▼	-62	Civil Commitments	4.6%	4.0%
		GRAND TOTAL	9,389	100%	-1.2% ▼	-118	GRAND TOTAL	100%	100%

Filings by Division & Code

Division	Case Type Description	Code	Summary	Change	% Change	Absolute Change
Criminal	Misdemeanor	M	1,093	▲	+6.6%	+68
	Felony	F	534	▼	-8.4%	-49
	Capias	CA	253	▲	+5.9%	+14
	Civil Violation	CV	28	▼	-24.3%	-9
	Show Cause	SC	21	▼	-43.2%	-16
	Total			1,929	▲	0.4%
Traffic	Infraction	I	4,504	▼	-8.1%	-398
	Misdemeanor	M	1,171	▲	+27.6%	+253
	Civil Violation	CV	36	▲	+620.0%	+31
	Capias	CA	34	▲	+6.3%	+2
	Felony	F	25	▲	+177.8%	+16
	Show Cause	SC	7	▲	+40.0%	+2
	Total			5,777	▼	-1.6%
Civil	Warrant in Debt	WD	500	▲	+42.0%	+148
	Unlawful Detainer	UD	239	▼	-30.9%	-107
	Garnishment	GA	226	▲	+14.1%	+28
	Other	OT	84	▼	-21.5%	-23
	Preliminary Protective Order	PP	71	▲	+12.7%	+8
	Protective Order	PO	62	▲	+8.8%	+5
	Admin License	AL	39	▲	+8.3%	+3
	Bond Forfeiture	BF	37	▼	-45.6%	-31
	Show Cause	SC	18	▲	+157.1%	+11
	Detinue	DT	14	▼	-22.2%	-4
	Abstract	AJ	6	▲	+200.0%	+4
	Impoundment	IM	4	▼	-66.7%	-8
	Tenants Assertion	TA	2	▲	-	+2
	Overweight	OC	1	▼	-75.0%	-3
	Counter Claim	CC	0	▼	-100.0%	-1
	Interrogatory	IN	0	▼	-100.0%	-1
	Restricted Operators License	RL	0	▼	-100.0%	-1
	Total			1,303	▲	2.4%
Civil Commitments	Mental Commitment	MC	339	▼	-5.3%	-19
	Temporary Detention Order	TD	23	▼	-60.3%	-35
	Emergency Custody Order	EC	17	▼	-26.1%	-6
	Other	OT	1	▼	-66.7%	-2
Total			380	▼	-14.0%	-62
GRAND TOTAL			9,389	▼	-1.2%	-118

Filings by Major Case Category**

Category	Summary	Change	% Change	Absolute Change
Felony	559	▲	-5.6%	-33
Garnishment	226	▼	+13.6%	+27
General Civil	517	▲	+38.6%	+144
Infraction/Civil Violation	4,569	▲	-7.7%	-379
Involuntary Civil Commitments	1	▼	-66.7%	-2
Landlord /Tenant	241	▲	-30.3%	-105

* Compared to same time period as previous year

** Case Type Categories are defined in the 2017 Virginia Judicial Workload Assessment

The data reported reflect the case management system. The case types reported may not necessitate judicial involvement.



CPSS - GCMS CASELOAD STATISTICS OF THE GENERAL DISTRICT COURTS
 January 2024 thru October 2024 Filings (Compared to January 2023 thru October 2023)

Misdemeanor	2,264	▼	+16.5%	+320
Other	879	▲	-10.5%	-103
Protective Orders	133	▲	+10.8%	+13
GRAND TOTAL	9,389	▼	-1.2%	-118

* Compared to same time period as previous year

** Case Type Categories are defined in the 2017 Virginia Judicial Workload Assessment

The data reported reflect the case management system. The case types reported may not necessitate judicial involvement.

2024 Overall GRAND TOTAL		Distribution of Caseload			Change*		Percentage (%) of Caseload		
20,045	+3,317	Criminal	1,569	8%	13.6% ▲	+188	Criminal	2023: 8.3%	2024: 7.8%
		Traffic	15,757	79%	22.0% ▲	+2,839	Traffic	77.2%	78.6%
		Civil	1,701	8%	22.6% ▲	+313	Civil	8.3%	8.5%
		Civil Commitments	1,018	5%	-2.2% ▼	-23	Civil Commitments	6.2%	5.1%
		GRAND TOTAL	20,045	100%	19.8% ▲	+3,317	GRAND TOTAL	100%	100%

Filings by Division & Code

Division	Case Type Description	Code	Summary	Change	% Change	Absolute Change
Criminal	Misdemeanor	M	955	▲	+8.4%	+74
	Felony	F	361	▲	+22.0%	+65
	Capias	CA	168	▲	+9.1%	+14
	Show Cause	SC	53	▲	+71.0%	+22
	Civil Violation	CV	32	▲	+68.4%	+13
	Total			1,569	▲	13.6%
Traffic	Infraction	I	11,204	▲	+10.9%	+1,103
	Misdemeanor	M	4,350	▲	+64.0%	+1,697
	Capias	CA	116	▲	+7.4%	+8
	Show Cause	SC	58	▲	+31.8%	+14
	Felony	F	19	▲	+111.1%	+10
	Civil Violation	CV	10	▲	+233.3%	+7
Total			15,757	▲	22.0%	+2,839
Civil	Warrant in Debt	WD	710	▲	+47.9%	+230
	Garnishment	GA	482	▲	+11.6%	+50
	Other	OT	160	▲	+26.0%	+33
	Unlawful Detainer	UD	138	▼	-22.5%	-40
	Preliminary Protective Order	PP	65	▲	+27.5%	+14
	Protective Order	PO	65	▲	+58.5%	+24
	Admin License	AL	37	▲	+37.0%	+10
	Detinue	DT	14	▼	-12.5%	-2
	Bond Forfeiture	BF	7	▲	-	+7
	Abstract	AJ	6	▼	-40.0%	-4
	Show Cause	SC	6	▲	+100.0%	+3
	Impoundment	IM	4	▼	-66.7%	-8
	Restricted Operators License	RL	2	▲	+100.0%	+1
	Tenants Assertion	TA	2	▲	+100.0%	+1
	Interrogatory	IN	1	▼	-50.0%	-1
	Overweight	OC	1	▼	-66.7%	-2
	Petition-Restore Arms	PR	1	▼	-75.0%	-3
Total			1,701	▲	22.6%	+313
Civil Commitments	Mental Commitment	MC	824	▲	+2.2%	+18
	Temporary Detention Order	TD	68	▼	-26.9%	-25
	Emergency Custody Order	EC	66	▲	+15.8%	+9
	Other	OT	58	▼	-30.1%	-25
	Medical Emergency Temporary Detention Order	MT	2	▲	+100.0%	+1
	Petition	PT	0	▼	-100.0%	-1
Total			1,018	▼	-2.2%	-23
GRAND TOTAL			20,045	▲	19.8%	+3,317

Filings by Major Case Category**

Category	Summary	Change	% Change	Absolute Change
Felony	380	▲	+24.6%	+75
Garnishment	483	▼	+11.3%	+49
General Civil	729	▼	+44.9%	+226
Infraction/Civil Violation	11,247	▲	+11.1%	+1,121

* Compared to same time period as previous year

** Case Type Categories are defined in the 2017 Virginia Judicial Workload Assessment

The data reported reflect the case management system. The case types reported may not necessitate judicial involvement.



CPSS - GCMS CASELOAD STATISTICS OF THE GENERAL DISTRICT COURTS
 January 2024 thru October 2024 Filings (Compared to January 2023 thru October 2023)

Involuntary Civil Commitments	58	▼	-31.0%	-26
Landlord /Tenant	140	▲	-21.8%	-39
Misdemeanor	5,307	▲	+50.1%	+1,772
Other	1,571	▲	+6.9%	+101
Protective Orders	130	▲	+41.3%	+38
GRAND TOTAL	20,045	▲	19.8%	+3,317

* Compared to same time period as previous year

** Case Type Categories are defined in the 2017 Virginia Judicial Workload Assessment

The data reported reflect the case management system. The case types reported may not necessitate judicial involvement.

2024 Overall GRAND TOTAL		Distribution of Caseload			Change*		Percentage (%) of Caseload		
17,312	-1,653	Criminal	2,251	13%	2.5% ▲	+55	Criminal	2023	2024
		Traffic	12,617	73%	-13.1% ▼	-1,895	Traffic	11.6%	13.0%
		Civil	2,170	13%	13.1% ▲	+252	Civil	76.5%	72.9%
		Civil Commitments	274	2%	-19.2% ▼	-65	Civil Commitments	10.1%	12.5%
		GRAND TOTAL	17,312	100%	-8.7% ▼	-1,653	GRAND TOTAL	1.8%	1.6%
							GRAND TOTAL	100%	100%

Filings by Division & Code

Division	Case Type Description	Code	Summary	Change	% Change	Absolute Change
Criminal	Misdemeanor	M	1,224	▲	+10.4%	+115
	Felony	F	695	▼	-1.1%	-8
	Capias	CA	205	▼	-13.9%	-33
	Show Cause	SC	105	▼	-12.5%	-15
	Civil Violation	CV	22	▼	-15.4%	-4
	Total			2,251	▲	2.5%
Traffic	Infraction	I	11,112	▼	-12.3%	-1,558
	Misdemeanor	M	1,428	▼	-20.5%	-369
	Capias	CA	34	▲	+209.1%	+23
	Felony	F	24	↔		-
	Show Cause	SC	18	▲	+260.0%	+13
	Civil Violation	CV	1	▼	-75.0%	-3
	Restricted Operators License	RL	0	▼	-100.0%	-1
	Total			12,617	▼	-13.1%
Civil	Warrant in Debt	WD	995	▲	+53.1%	+345
	Garnishment	GA	601	▼	-0.2%	-1
	Unlawful Detainer	UD	158	▼	-29.8%	-67
	Other	OT	157	▲	-8.7%	-15
	Preliminary Protective Order	PP	73	▼	-16.1%	-14
	Protective Order	PO	70	▼	-10.3%	-8
	Admin License	AL	35	▲	+29.6%	+8
	Detinue	DT	31	▲	+121.4%	+17
	Impoundment	IM	25	▲	+108.3%	+13
	Abstract	AJ	11	▼	-59.3%	-16
	Bond Forfeiture	BF	4	▼	-20.0%	-1
	Show Cause	SC	3	▼	-40.0%	-2
	Overweight	OC	2	▼	-33.3%	-1
	Petition-Restore Arms	PR	2	↔		-
	Interrogatory	IN	1	▼	-75.0%	-3
	Restricted Operators License	RL	1	↔		-
	Tenants Assertion	TA	1	▼	-66.7%	-2
	Motion for Judgment	MJ	0	▼	-100.0%	-1
Total			2,170	▲	13.1%	+252
Civil Commitments	Temporary Detention Order	TD	146	▼	-16.6%	-29
	Emergency Custody Order	EC	128	▼	-20.5%	-33
	Medical Emergency Temporary Detention Order	MT	0	▼	-100.0%	-3
	Total			274	▼	-19.2%
GRAND TOTAL			17,312	▼	-8.7%	-1,653

Filings by Major Case Category**

Category	Summary	Change	% Change	Absolute Change
Felony	719	▼	-1.1%	-8
Garnishment	602	▼	-0.7%	-4
General Civil	1,035	▲	+54.0%	+363
Infraction/Civil Violation	11,137	▼	-12.3%	-1,566
Landlord /Tenant	159	▼	-30.3%	-69

* Compared to same time period as previous year

** Case Type Categories are defined in the 2017 Virginia Judicial Workload Assessment

The data reported reflect the case management system. The case types reported may not necessitate judicial involvement.

CPSS - GCMS CASELOAD STATISTICS OF THE GENERAL DISTRICT COURTS
 January 2024 thru October 2024 Filings (Compared to January 2023 thru October 2023)

Washington
 District: 28 FIPS: 191

Misdemeanor	2,653	▼	-8.8%	-255
Other	864	▲	-9.6%	-92
Protective Orders	143	▼	-13.3%	-22
GRAND TOTAL	17,312	▼	-8.7%	-1,653

* Compared to same time period as previous year ** Case Type Categories are defined in the 2017 Virginia Judicial Workload Assessment
 The data reported reflect the case management system. The case types reported may not necessitate judicial involvement.

2024 Overall GRAND TOTAL		Distribution of Caseload			Change*		Percentage (%) of Caseload		
4,862 +770 	Criminal	857	18%	1.2% ▲	+10	Criminal	2023	2024	
	Traffic	2,890	59%	34.5% ▲	+742	Traffic	52.5%	59.4%	
	Civil	1,092	22%	4.8% ▲	+50	Civil	25.5%	22.5%	
	Civil Commitments	23	0%	-58.2% ▼	-32	Civil Commitments	1.3%	0.5%	
	GRAND TOTAL	4,862	100%	18.8% ▲	+770	GRAND TOTAL	100%	100%	

Filings by Division & Code

Division	Case Type Description	Code	Summary	Change	% Change	Absolute Change
Criminal	Misdemeanor	M	474	▲	+3.3%	+15
	Show Cause	SC	183	▲	+315.9%	+139
	Felony	F	100	▼	-55.2%	-123
	Capias	CA	89	▼	-5.3%	-5
	Civil Violation	CV	11	▼	-59.3%	-16
	Total			857	▲	1.2%
Traffic	Infraction	I	1,838	▲	+9.9%	+166
	Show Cause	SC	575	▲	+560.9%	+488
	Misdemeanor	M	383	▲	+14.3%	+48
	Capias	CA	90	▲	+91.5%	+43
	Felony	F	3	▼	-50.0%	-3
	Civil Violation	CV	1	▲	-	+1
	Restricted Operators License	RL	0	▼	-100.0%	-1
	Total			2,890	▲	34.5%
Civil	Warrant in Debt	WD	658	▲	+14.8%	+85
	Garnishment	GA	203	▼	-10.2%	-23
	Other	OT	81	▲	+12.5%	+9
	Preliminary Protective Order	PP	39	▲	+8.3%	+3
	Protective Order	PO	25	▼	-30.6%	-11
	Bond Forfeiture	BF	17	▼	-41.4%	-12
	Unlawful Detainer	UD	17	▼	-19.0%	-4
	Detinue	DT	13	▲	+85.7%	+6
	Impoundment	IM	13	▲	+30.0%	+3
	Abstract	AJ	7	▼	-12.5%	-1
	Overweight	OC	7	▲	+133.3%	+4
	Admin License	AL	6	▼	-45.5%	-5
	Motion for Judgment	MJ	3	▲	-	+3
	Show Cause	SC	2	▼	-80.0%	-8
	Tenants Assertion	TA	1	▲	-	+1
Total			1,092	▲	4.8%	+50
Civil Commitments	Temporary Detention Order	TD	14	▼	-57.6%	-19
	Emergency Custody Order	EC	9	▼	-59.1%	-13
	Total			23	▼	-58.2%
GRAND TOTAL			4,862	▲	18.8%	+770

Filings by Major Case Category**

Category	Summary	Change	% Change	Absolute Change
Felony	103	▼	-55.0%	-126
Garnishment	203	▼	-10.2%	-23
General Civil	682	▲	+16.8%	+98
Infraction/Civil Violation	1,857	▲	+9.1%	+155
Landlord /Tenant	18	▲	-14.3%	-3
Misdemeanor	857	▼	+7.8%	+62
Other	1,078	▲	+132.8%	+615
Protective Orders	64	▼	-11.1%	-8

* Compared to same time period as previous year

** Case Type Categories are defined in the 2017 Virginia Judicial Workload Assessment

The data reported reflect the case management system. The case types reported may not necessitate judicial involvement.



CPSS - GCMS CASELOAD STATISTICS OF THE GENERAL DISTRICT COURTS
January 2024 thru October 2024 Filings (Compared to January 2023 thru October 2023)

<i>GRAND TOTAL</i>	4,862	▲	18.8%	+770
---------------------------	--------------	---	-------	------

* Compared to same time period as previous year

** Case Type Categories are defined in the 2017 Virginia Judicial Workload Assessment

The data reported reflect the case management system. The case types reported may not necessitate judicial involvement.

2024 Overall GRAND TOTAL		Distribution of Caseload			Change*		Percentage (%) of Caseload		
2,007	-343	Criminal	656	33%	13.7% ▲	+79	Criminal	2023	2024
		Traffic	634	32%	-43.2% ▼	-482	Traffic	24.6%	32.7%
		Civil	570	28%	13.1% ▲	+66	Civil	47.5%	31.6%
		Civil Commitments	147	7%	-3.9% ▼	-6	Civil Commitments	21.4%	28.4%
		GRAND TOTAL	2,007	100%	-14.6% ▼	-343	GRAND TOTAL	6.5%	7.3%
							GRAND TOTAL	100%	100%

Filings by Division & Code

Division	Case Type Description	Code	Summary	Change	% Change	Absolute Change
Criminal	Misdemeanor	M	360	▲	+10.4%	+34
	Felony	F	213	▲	+26.0%	+44
	Capias	CA	66	▲	+20.0%	+11
	Show Cause	SC	10	▼	-33.3%	-5
	Civil Violation	CV	5	▼	-54.5%	-6
	Restricted Operators License	RL	2	▲	+100.0%	+1
	Total			656	▲	13.7%
Traffic	Infraction	I	487	▼	-46.4%	-421
	Misdemeanor	M	133	▼	-27.7%	-51
	Capias	CA	13	▼	-35.0%	-7
	Felony	F	1	▼	-50.0%	-1
	Show Cause	SC	0	▼	-100.0%	-2
	Total			634	▼	-43.2%
Civil	Warrant in Debt	WD	266	▲	+27.9%	+58
	Garnishment	GA	137	▲	+50.5%	+46
	Show Cause	SC	47	▲	+487.5%	+39
	Other	OT	37	▼	-38.3%	-23
	Unlawful Detainer	UD	26	▼	-13.3%	-4
	Protective Order	PO	19	▼	-38.7%	-12
	Impoundment	IM	14	▼	-60.0%	-21
	Preliminary Protective Order	PP	13	▼	-27.8%	-5
	Detinue	DT	4	▼	-63.6%	-7
	Admin License	AL	3	▼	-72.7%	-8
	Interrogatory	IN	1	↔		-
	Overweight	OC	1	▲	-	+1
	Petition-Restore Arms	PR	1	▲	-	+1
	Restricted Operators License	RL	1	▲	-	+1
	Total			570	▲	13.1%
Civil Commitments	Mental Commitment	MC	92	▲	+35.3%	+24
	Temporary Detention Order	TD	36	▼	-32.1%	-17
	Emergency Custody Order	EC	16	▼	-40.7%	-11
	Other	OT	3	▼	-40.0%	-2
Total			147	▼	-3.9%	-6
GRAND TOTAL			2,007	▼	-14.6%	-343

Filings by Major Case Category**

Category	Summary	Change	% Change	Absolute Change
Felony	214	▼	+25.1%	+43
Garnishment	138	▲	+50.0%	+46
General Civil	277	▲	+18.4%	+43
Infraction/Civil Violation	493	▲	-46.4%	-426
Involuntary Civil Commitments	3	▼	-40.0%	-2
Landlord /Tenant	26	▼	-13.3%	-4
Misdemeanor	496	▲	-2.9%	-15
Other	328	▲	-3.2%	-11

* Compared to same time period as previous year



** Case Type Categories are defined in the 2017 Virginia Judicial Workload Assessment

The data reported reflect the case management system. The case types reported may not necessitate judicial involvement.

CPSS - GCMS CASELOAD STATISTICS OF THE GENERAL DISTRICT COURTS
January 2024 thru October 2024 Filings (Compared to January 2023 thru October 2023)

Protective Orders	32	▼	-34.7%	-17
GRAND TOTAL	2,007	▼	-14.6%	-343

* Compared to same time period as previous year ** Case Type Categories are defined in the 2017 Virginia Judicial Workload Assessment
The data reported reflect the case management system. The case types reported may not necessitate judicial involvement.
Source: SCV-SQL-Information

2024 Overall GRAND TOTAL		Distribution of Caseload			Change*		Percentage (%) of Caseload		
5,324	-387	Criminal	1,124	21%	4.3% ▲	+46	Criminal	2023	2024
		Traffic	2,503	47%	-19.8% ▼	-619	Traffic	18.9%	21.1%
		Civil	1,404	26%	25.1% ▲	+282	Civil	54.7%	47.0%
		Civil Commitments	293	6%	-24.7% ▼	-96	Civil Commitments	19.6%	26.4%
		GRAND TOTAL	5,324	100%	-6.8% ▼	-387	GRAND TOTAL	6.8%	5.5%
							GRAND TOTAL	100%	100%

Filings by Division & Code

Division	Case Type Description	Code	Summary	Change	% Change	Absolute Change
Criminal	Misdemeanor	M	536	▲	+11.2%	+54
	Felony	F	245	▲	+6.5%	+15
	Show Cause	SC	224	▼	-10.4%	-26
	Capias	CA	100	▼	-2.9%	-3
	Civil Violation	CV	19	▲	+46.2%	+6
	Total			1,124	▲	4.3%
Traffic	Infraction	I	1,262	▼	-29.7%	-532
	Show Cause	SC	739	▼	-11.8%	-99
	Misdemeanor	M	391	▼	-1.5%	-6
	Capias	CA	78	▲	+9.9%	+7
	Felony	F	21	▲	+50.0%	+7
	Civil Violation	CV	8	▲	+60.0%	+3
	Restricted Operators License	RL	3	↔		-
	Motion	MO	1	▲	-	+1
Total			2,503	▼	-19.8%	-619
Civil	Warrant in Debt	WD	796	▲	+42.7%	+238
	Garnishment	GA	286	▲	+18.7%	+45
	Other	OT	100	▲	+6.4%	+6
	Preliminary Protective Order	PP	51	▲	+2.0%	+1
	Bond Forfeiture	BF	50	▼	-3.8%	-2
	Unlawful Detainer	UD	48	▼	-22.6%	-14
	Protective Order	PO	20	▲	+17.6%	+3
	Overweight	OC	13	▲	+8.3%	+1
	Detinue	DT	9	▲	+12.5%	+1
	Impoundment	IM	9	▲	+80.0%	+4
	Admin License	AL	8	↔		-
	Abstract	AJ	5	▼	-37.5%	-3
	Interrogatory	IN	4	▲	+100.0%	+2
	Petition-Restore Arms	PR	3	▲	+200.0%	+2
	Show Cause	SC	1	▼	-66.7%	-2
	Tenants Assertion	TA	1	▲	-	+1
Motion for Judgment	MJ	0	▼	-100.0%	-1	
Total			1,404	▲	25.1%	+282
Civil Commitments	Mental Commitment	MC	215	▼	-30.9%	-96
	Temporary Detention Order	TD	41	▼	-6.8%	-3
	Emergency Custody Order	EC	29	▲	+7.4%	+2
	Other	OT	8	▲	+14.3%	+1
Total			293	▼	-24.7%	-96
GRAND TOTAL			5,324	▼	-6.8%	-387

Filings by Major Case Category**

Category	Summary	Change	% Change	Absolute Change
Felony	266	▲	+9.0%	+22
Garnishment	290	▲	+19.3%	+47
General Civil	820	▲	+43.6%	+249
Infraction/Civil Violation	1,302	▲	-28.6%	-522

* Compared to same time period as previous year

** Case Type Categories are defined in the 2017 Virginia Judicial Workload Assessment

The data reported reflect the case management system. The case types reported may not necessitate judicial involvement.



CPSS - GCMS CASELOAD STATISTICS OF THE GENERAL DISTRICT COURTS
 January 2024 thru October 2024 Filings (Compared to January 2023 thru October 2023)

Involuntary Civil Commitments	8	▲	+14.3%	+1
Landlord /Tenant	49	▲	-21.0%	-13
Misdemeanor	930	▲	+5.4%	+48
Other	1,588	▲	-12.3%	-223
Protective Orders	71	▲	+6.0%	+4
GRAND TOTAL	5,324	▼	-6.8%	-387

* Compared to same time period as previous year

** Case Type Categories are defined in the 2017 Virginia Judicial Workload Assessment

The data reported reflect the case management system. The case types reported may not necessitate judicial involvement.

2024 Overall GRAND TOTAL		Distribution of Caseload			Change*		Percentage (%) of Caseload		
8,604	-103	Criminal	2,230	26%	-5.5% ▼	-130	Criminal	2023	2024
		Traffic	4,285	50%	-1.3% ▼	-56	Traffic	27.1%	25.9%
		Civil	1,967	23%	4.0% ▲	+76	Civil	49.9%	49.8%
		Civil Commitments	122	1%	6.1% ▲	+7	Civil Commitments	21.7%	22.9%
		GRAND TOTAL	8,604	100%	-1.2% ▼	-103	GRAND TOTAL	1.3%	1.4%
							GRAND TOTAL	100%	100%

Filings by Division & Code

Division	Case Type Description	Code	Summary	Change	% Change	Absolute Change
Criminal	Misdemeanor	M	1,439	▼	-1.8%	-26
	Felony	F	441	▼	-15.7%	-82
	Capias	CA	213	▼	-3.6%	-8
	Civil Violation	CV	88	▼	-17.0%	-18
	Show Cause	SC	47	▲	+4.4%	+2
	Restricted Operators License	RL	2	▲	-	+2
	Total			2,230	▼	-5.5%
Traffic	Infraction	I	3,414	▼	-1.9%	-66
	Misdemeanor	M	787	↔	-	-
	Capias	CA	60	▲	+33.3%	+15
	Felony	F	10	▼	-52.4%	-11
	Show Cause	SC	8	▲	+60.0%	+3
	Civil Violation	CV	4	▲	+300.0%	+3
	Restricted Operators License	RL	2	↔	-	-
Total			4,285	▼	-1.3%	-56
Civil	Warrant in Debt	WD	800	▲	+25.2%	+161
	Garnishment	GA	454	▼	-1.1%	-5
	Unlawful Detainer	UD	204	↔	-	-
	Other	OT	190	▼	+2.2%	+4
	Preliminary Protective Order	PP	71	▲	+20.3%	+12
	Bond Forfeiture	BF	70	▼	-24.7%	-23
	Detinue	DT	62	▼	-38.0%	-38
	Protective Order	PO	37	▲	+76.2%	+16
	Impoundment	IM	29	▼	-42.0%	-21
	Admin License	AL	23	▼	-30.3%	-10
	Interrogatory	IN	8	▼	-42.9%	-6
	Abstract	AJ	7	▼	-30.0%	-3
	Show Cause	SC	6	▼	-14.3%	-1
	Petition-Restore Arms	PR	3	▲	+50.0%	+1
	Motion for Judgment	MJ	2	▼	-75.0%	-6
Counter Claim	CC	1	▼	-50.0%	-1	
Tenants Assertion	TA	0	▼	-100.0%	-4	
Total			1,967	▲	4.0%	+76
Civil Commitments	Temporary Detention Order	TD	73	▼	-6.4%	-5
	Emergency Custody Order	EC	47	▲	+38.2%	+13
	Medical Emergency Temporary Detention Order	MT	1	▲	-	+1
	Mental Commitment	MC	1	▼	-66.7%	-2
Total			122	▲	6.1%	+7
GRAND TOTAL			8,604	▼	-1.2%	-103

Filings by Major Case Category**

Category	Summary	Change	% Change	Absolute Change
Felony	451	▼	-17.1%	-93
Garnishment	462	▼	-2.3%	-11
General Civil	876	▼	+15.0%	+114
Infraction/Civil Violation	3,506	▲	-2.3%	-81

* Compared to same time period as previous year

** Case Type Categories are defined in the 2017 Virginia Judicial Workload Assessment

The data reported reflect the case management system. The case types reported may not necessitate judicial involvement.



CPSS - GCMS CASELOAD STATISTICS OF THE GENERAL DISTRICT COURTS
 January 2024 thru October 2024 Filings (Compared to January 2023 thru October 2023)

Landlord /Tenant	204	▼	-1.9%	-4
Misdemeanor	2,230	▲	-1.1%	-24
Other	767	▲	-4.0%	-32
Protective Orders	108	▲	+35.0%	+28
GRAND TOTAL	8,604	▼	-1.2%	-103

* Compared to same time period as previous year

** Case Type Categories are defined in the 2017 Virginia Judicial Workload Assessment

The data reported reflect the case management system. The case types reported may not necessitate judicial involvement.

2024 Overall GRAND TOTAL		Distribution of Caseload			Change*		Percentage (%) of Caseload		
4,596 +89 2024  2023 	Criminal	861	19%	-15.2% ▼	-154	Criminal	2023	2024	
	Traffic	2,797	61%	1.6% ▲	+44	Traffic	22.5%	18.7%	
	Civil	887	19%	29.3% ▲	+201	Civil	61.1%	60.9%	
	Civil Commitments	51	1%	-3.8% ▼	-2	Civil Commitments	15.2%	19.3%	
	GRAND TOTAL	4,596	100%	2.0% ▲	+89	GRAND TOTAL	1.2%	1.1%	
						GRAND TOTAL	100%	100%	

Filings by Division & Code

Division	Case Type Description	Code	Summary	Change	% Change	Absolute Change
Criminal	Misdemeanor	M	539	▼	-10.9%	-66
	Felony	F	208	▼	-15.4%	-38
	Capias	CA	63	▼	-23.2%	-19
	Show Cause	SC	35	▼	-36.4%	-20
	Civil Violation	CV	15	▼	-42.3%	-11
	Restricted Operators License	RL	1	↔		-
	Total			861	▼	-15.2%
Traffic	Infraction	I	2,289	▲	+1.8%	+40
	Misdemeanor	M	451	▲	+1.8%	+8
	Capias	CA	24	▼	-22.6%	-7
	Show Cause	SC	22	▲	+15.8%	+3
	Felony	F	8	▼	-11.1%	-1
	Restricted Operators License	RL	2	↔		-
	Civil Violation	CV	1	▲	-	+1
Total			2,797	▲	1.6%	+44
Civil	Warrant in Debt	WD	389	▲	+62.1%	+149
	Garnishment	GA	173	▲	+14.6%	+22
	Other	OT	110	▲	+32.5%	+27
	Unlawful Detainer	UD	71	▼	-6.6%	-5
	Preliminary Protective Order	PP	63	▲	+37.0%	+17
	Protective Order	PO	48	▲	+33.3%	+12
	Detinue	DT	7	▼	-36.4%	-4
	Admin License	AL	5	▲	+150.0%	+3
	Show Cause	SC	5	▼	-58.3%	-7
	Impoundment	IM	4	▼	-20.0%	-1
	Interrogatory	IN	4	▲	+300.0%	+3
	Overweight	OC	3	▼	-72.7%	-8
	Restricted Operators License	RL	2	▲	-	+2
	Capias	CA	1	↔		-
	Motion for Judgment	MJ	1	▼	-66.7%	-2
	Tenants Assertion	TA	1	↔		-
	Abstract	AJ	0	▼	-100.0%	-4
Petition-Restore Arms	PR	0	▼	-100.0%	-3	
Total			887	▲	29.3%	+201
Civil Commitments	Emergency Custody Order	EC	32	▲	+6.7%	+2
	Temporary Detention Order	TD	19	▼	-13.6%	-3
	Medical Emergency Custody Order	ME	0	▼	-100.0%	-1
Total			51	▼	-3.8%	-2
GRAND TOTAL			4,596	▲	2.0%	+89

Filings by Major Case Category**

Category	Summary	Change	% Change	Absolute Change
Felony	216	▼	-15.3%	-39
Garnishment	177	▲	+16.4%	+25
General Civil	402	▼	+52.9%	+139
Infraction/Civil Violation	2,308	▲	+1.0%	+22

* Compared to same time period as previous year

** Case Type Categories are defined in the 2017 Virginia Judicial Workload Assessment

The data reported reflect the case management system. The case types reported may not necessitate judicial involvement.



CPSS - GCMS CASELOAD STATISTICS OF THE GENERAL DISTRICT COURTS
 January 2024 thru October 2024 Filings (Compared to January 2023 thru October 2023)

Landlord /Tenant	72	▼	-6.5%	-5
Misdemeanor	995	▲	-5.3%	-56
Other	315	▼	-7.6%	-26
Protective Orders	111	▲	+35.4%	+29
GRAND TOTAL	4,596	▲	2.0%	+89

* Compared to same time period as previous year

** Case Type Categories are defined in the 2017 Virginia Judicial Workload Assessment

The data reported reflect the case management system. The case types reported may not necessitate judicial involvement.

2024 Overall GRAND TOTAL		Distribution of Caseload			Change*		Percentage (%) of Caseload		
6,641	+673	Criminal	1,134	17%	4.5% ▲	+49	Criminal	2023	2024
		Traffic	4,799	72%	11.5% ▲	+496	Traffic	18.2%	17.1%
		Civil	674	10%	19.9% ▲	+112	Civil	72.1%	72.3%
		Civil Commitments	34	1%	88.9% ▲	+16	Civil Commitments	9.4%	10.1%
		GRAND TOTAL	6,641	100%	11.3% ▲	+673	GRAND TOTAL	0.3%	0.5%
							GRAND TOTAL	100%	100%

Filings by Division & Code

Division	Case Type Description	Code	Summary	Change	% Change	Absolute Change
Criminal	Misdemeanor	M	674	▲	+6.6%	+42
	Felony	F	351	▲	+15.5%	+47
	Capias	CA	57	▼	-24.0%	-18
	Show Cause	SC	28	▼	-37.8%	-17
	Civil Violation	CV	24	▼	-11.1%	-3
	Restricted Operators License	RL	0	▼	-100.0%	-2
	Total			1,134	▲	4.5%
Traffic	Infraction	I	3,989	▲	+16.9%	+578
	Misdemeanor	M	767	▼	-5.3%	-43
	Capias	CA	16	▼	-44.8%	-13
	Show Cause	SC	16	▼	-38.5%	-10
	Felony	F	8	▼	-60.0%	-12
	Civil Violation	CV	3	▼	-57.1%	-4
	Total			4,799	▲	11.5%
Civil	Warrant in Debt	WD	318	▲	+52.9%	+110
	Garnishment	GA	207	▲	+37.1%	+56
	Other	OT	45	▼	-31.8%	-21
	Unlawful Detainer	UD	30	▼	-42.3%	-22
	Preliminary Protective Order	PP	27	▼	-20.6%	-7
	Admin License	AL	12	▲	+100.0%	+6
	Detinue	DT	12	▲	+140.0%	+7
	Protective Order	PO	9	▼	-30.8%	-4
	Restricted Operators License	RL	5	↔		-
	Impoundment	IM	4	▼	-55.6%	-5
	Abstract	AJ	3	▲	+200.0%	+2
	Overweight	OC	2	▼	-33.3%	-1
	Emergency Substantial Risk Order	SR	0	▼	-100.0%	-1
	Interrogatory	IN	0	▼	-100.0%	-5
	Show Cause	SC	0	▼	-100.0%	-3
Total			674	▲	19.9%	+112
Civil Commitments	Emergency Custody Order	EC	19	▲	+72.7%	+8
	Temporary Detention Order	TD	14	▲	+100.0%	+7
	Mental Commitment	MC	1	▲	-	+1
	Total			34	▲	88.9%
GRAND TOTAL			6,641	▲	11.3%	+673

Filings by Major Case Category**

Category	Summary	Change	% Change	Absolute Change
Felony	359	▼	+10.8%	+35
Garnishment	207	▼	+32.7%	+51
General Civil	334	▲	+51.1%	+113
Infraction/Civil Violation	4,018	▼	+16.5%	+570
Landlord /Tenant	30	▼	-42.3%	-22
Misdemeanor	1,446	▼	-0.2%	-3
New to Workload Study	0	▼	-100.0%	-1
Other	211	▲	-21.9%	-59

* Compared to same time period as previous year

** Case Type Categories are defined in the 2017 Virginia Judicial Workload Assessment

The data reported reflect the case management system. The case types reported may not necessitate judicial involvement.

CPSS - GCMS CASELOAD STATISTICS OF THE GENERAL DISTRICT COURTS
 January 2024 thru October 2024 Filings (Compared to January 2023 thru October 2023)

Scott



District: 30 FIPS: 169

Protective Orders	36	▼	-23.4%	-11
GRAND TOTAL	6,641	▲	11.3%	+673

* Compared to same time period as previous year

** Case Type Categories are defined in the 2017 Virginia Judicial Workload Assessment

The data reported reflect the case management system. The case types reported may not necessitate judicial involvement.

2024 Overall GRAND TOTAL		Distribution of Caseload			Change*		Percentage (%) of Caseload		
10,012	+515	Criminal	2,450	24%	-10.1% ▼	-275	Criminal	2023	2024
		Traffic	5,231	52%	11.7% ▲	+548	Traffic	28.7%	24.5%
2024 		Civil	2,251	22%	12.9% ▲	+258	Civil	49.3%	52.2%
2023 		Civil Commitments	80	1%	-16.7% ▼	-16	Civil Commitments	21.0%	22.5%
		GRAND TOTAL	10,012	100%	5.4% ▲	+515	GRAND TOTAL	100%	100%

Filings by Division & Code

Division	Case Type Description	Code	Summary	Change	% Change	Absolute Change
Criminal	Misdemeanor	M	1,586	▼	-4.7%	-78
	Felony	F	368	▼	-24.6%	-120
	Capias	CA	297	▼	-12.9%	-44
	Show Cause	SC	174	▼	-14.3%	-29
	Civil Violation	CV	25	▼	-13.8%	-4
	Total			2,450	▼	-10.1%
Traffic	Infraction	I	3,865	▲	+14.9%	+502
	Misdemeanor	M	1,238	▲	+5.0%	+59
	Show Cause	SC	63	▼	-12.5%	-9
	Capias	CA	51	▼	-10.5%	-6
	Felony	F	13	▲	+18.2%	+2
	Civil Violation	CV	1	↔		-
Total			5,231	▲	11.7%	+548
Civil	Warrant in Debt	WD	833	▲	+37.2%	+226
	Garnishment	GA	626	▲	+9.8%	+56
	Other	OT	255	▼	-7.3%	-20
	Unlawful Detainer	UD	238	▼	-2.1%	-5
	Preliminary Protective Order	PP	94	▲	+11.9%	+10
	Protective Order	PO	89	▲	+64.8%	+35
	Admin License	AL	27	▲	+35.0%	+7
	Show Cause	SC	22	▼	-8.3%	-2
	Detinue	DT	18	▼	-43.8%	-14
	Impoundment	IM	14	▼	-60.0%	-21
	Bond Forfeiture	BF	7	▼	-58.8%	-10
	Interrogatory	IN	6	▲	-	+6
	Motion for Judgment	MJ	6	▲	+50.0%	+2
	Abstract	AJ	5	▲	-	+5
	Tenants Assertion	TA	5	▲	+150.0%	+3
	Restricted Operators License	RL	3	▼	-25.0%	-1
	Overweight	OC	2	▼	-77.8%	-7
	Counter Claim	CC	1	▲	-	+1
	Capias	CA	0	▼	-100.0%	-11
Petition-Restore Arms	PR	0	▼	-100.0%	-2	
Total			2,251	▲	12.9%	+258
Civil Commitments	Emergency Custody Order	EC	44	▼	-8.3%	-4
	Temporary Detention Order	TD	33	▲	+3.1%	+1
	Medical Emergency Custody Order	ME	1	▲	-	+1
	Medical Emergency Temporary Detention Order	MT	1	▲	-	+1
	Other	OT	1	▲	-	+1
	Mental Commitment	MC	0	▼	-100.0%	-15
	Petition	PT	0	▼	-100.0%	-1
Total			80	▼	-16.7%	-16
GRAND TOTAL			10,012	▲	5.4%	+515

* Compared to same time period as previous year

** Case Type Categories are defined in the 2017 Virginia Judicial Workload Assessment

The data reported reflect the case management system. The case types reported may not necessitate judicial involvement.

Filings by Major Case Category**

Category	Summary	Change	% Change	Absolute Change
Felony	381	▼	-23.6%	-118
Garnishment	632	▲	+10.9%	+62
General Civil	883	▼	+26.7%	+186
Infraction/Civil Violation	3,893	▼	+14.4%	+491
Involuntary Civil Commitments	1	▲		0
Landlord /Tenant	243	▲	-0.8%	-2
Misdemeanor	2,827	▼	-0.7%	-20
Other	969	▲	-11.7%	-129
Protective Orders	183	▲	+32.6%	+45
GRAND TOTAL	10,012	▲	5.4%	+515

* Compared to same time period as previous year

** Case Type Categories are defined in the 2017 Virginia Judicial Workload Assessment

The data reported reflect the case management system. The case types reported may not necessitate judicial involvement.

2024 Overall GRAND TOTAL		Distribution of Caseload			Change*		Percentage (%) of Caseload		
102,073	+10,813	Criminal	15,639	15%	3.0% ▲	+461	Criminal	2023 16.6%	2024 15.3%
		Traffic	60,055	59%	13.3% ▲	+7,039	Traffic	58.1%	58.8%
2024		Civil	25,449	25%	14.7% ▲	+3,259	Civil	24.3%	24.9%
2023		Civil Commitments	930	1%	6.2% ▲	+54	Civil Commitments	1.0%	0.9%
		GRAND TOTAL	102,073	100%	11.8% ▲	+10,813	GRAND TOTAL	100%	100%

Filings by Division & Code

Division	Case Type Description	Code	Summary	Change	% Change	Absolute Change
Criminal	Misdemeanor	M	8,021	▲	+0.4%	+28
	Felony	F	3,641	▼	-8.2%	-327
	Capias	CA	2,754	▲	+28.6%	+612
	Show Cause	SC	761	▲	+20.4%	+129
	Civil Violation	CV	461	▲	+4.1%	+18
	Restricted Operators License	RL	1	▲	-	+1
	Total			15,639	▲	3.0%
Traffic	Infraction	I	49,377	▲	+14.8%	+6,352
	Misdemeanor	M	9,999	▲	+5.5%	+521
	Felony	F	182	▲	+13.0%	+21
	Civil Violation	CV	179	▲	+103.4%	+91
	Capias	CA	152	▲	+12.6%	+17
	Other	O	105	▲	+81.0%	+47
	Show Cause	SC	42	▼	-16.0%	-8
	Restricted Operators License	RL	19	▼	-9.5%	-2
Total			60,055	▲	13.3%	+7,039
Civil	Warrant in Debt	WD	11,283	▲	+35.0%	+2,924
	Garnishment	GA	6,374	▲	+4.9%	+296
	Unlawful Detainer	UD	3,996	▲	+0.4%	+15
	Admin License	AL	765	▼	-6.0%	-49
	Other	OT	516	▲	+3.2%	+16
	Zoning Violation	ZO	482	▼	-12.8%	-71
	Show Cause	SC	434	▲	+11.0%	+43
	Preliminary Protective Order	PP	404	▲	+8.9%	+33
	Protective Order	PO	338	▲	+23.4%	+64
	Interrogatory	IN	316	▲	+0.3%	+1
	Abstract	AJ	237	▲	+22.2%	+43
	Impoundment	IM	140	▲	+7.7%	+10
	Detinue	DT	31	▼	-29.5%	-13
	Overweight	OC	31	▼	-39.2%	-20
	Tenants Assertion	TA	30	▲	+3.4%	+1
	Counter Claim	CC	25	▼	-34.2%	-13
	Motion for Judgment	MJ	12	▼	-55.6%	-15
	Motor Carrier	MC	10	▲	+42.9%	+3
	Capias	CA	8	▼	-55.6%	-10
	Petition-Restore Arms	PR	7	▲	+16.7%	+1
	Bond Forfeiture	BF	5	▲	+25.0%	+1
	Petition to Require Blood Test	BT	2	▲	-	+2
	Third Party Claim	TH	2	▲	+100.0%	+1
	Restricted Operators License	RL	1	▼	-75.0%	-3
Mechanic's Lien	ML	0	▼	-100.0%	-1	
Total			25,449	▲	14.7%	+3,259
Civil Commitments	Temporary Detention Order	TD	441	▲	+7.0%	+29
	Mental Commitment	MC	372	▲	+19.6%	+61
	Emergency Custody Order	EC	101	▼	-24.6%	-33
	Petition	PT	13	▲	+225.0%	+9
	Medical Emergency Temporary Detention Order	MT	2	▼	-71.4%	-5
	Medical Emergency Custody Order	ME	1	▼	-83.3%	-5
	Other	OT	0	▼	-100.0%	-2
Total			930	▲	6.2%	+54

* Compared to same time period as previous year

** Case Type Categories are defined in the 2017 Virginia Judicial Workload Assessment

The data reported reflect the case management system. The case types reported may not necessitate judicial involvement.

	Summary	Change	% Change	Absolute Change
GRAND TOTAL	102,073	▲	11.8%	+10,813


Filings by Major Case Category**

Category	Summary	Change	% Change	Absolute Change
Felony	3,823	▲	-7.4%	-306
Garnishment	6,690	▲	+4.6%	+297
General Civil	11,652	▼	+33.7%	+2,938
Infraction/Civil Violation	50,163	▲	+14.9%	+6,491
Involuntary Civil Commitments	13	▲	+116.7%	+7
Landlord /Tenant	4,026	▲	+0.4%	+16
Misdemeanor	18,523	▲	+2.6%	+474
Other	6,441	▲	+14.2%	+799
Protective Orders	742	▲	+15.0%	+97
GRAND TOTAL	102,073	▲	11.8%	+10,813

* Compared to same time period as previous year

** Case Type Categories are defined in the 2017 Virginia Judicial Workload Assessment

The data reported reflect the case management system. The case types reported may not necessitate judicial involvement.

2024 Overall GRAND TOTAL		Distribution of Caseload			Change*		Percentage (%) of Caseload		
12,978	+1,589	Criminal	1,023	8%	7.1% ▲	+68	Criminal	2023 8.4%	2024 7.9%
		Traffic	9,424	73%	21.7% ▲	+1,679	Traffic	68.0%	72.6%
2024		Civil	2,461	19%	-6.0% ▼	-157	Civil	23.0%	19.0%
2023		Civil Commitments	70	1%	-1.4% ▼	-1	Civil Commitments	0.6%	0.5%
		GRAND TOTAL	12,978	100%	14.0% ▲	+1,589	GRAND TOTAL	100%	100%

Filings by Division & Code

Division	Case Type Description	Code	Summary	Change	% Change	Absolute Change
Criminal	Misdemeanor	M	699	▲	+17.7%	+105
	Felony	F	198	▼	-10.0%	-22
	Show Cause	SC	59	▼	-4.8%	-3
	Capias	CA	46	▼	-24.6%	-15
	Civil Violation	CV	21	▲	+16.7%	+3
	Total			1,023	▲	7.1%
Traffic	Infraction	I	6,971	▲	+16.1%	+966
	Misdemeanor	M	2,359	▲	+42.0%	+698
	Capias	CA	54	▲	+3.8%	+2
	Felony	F	19	▲	+35.7%	+5
	Show Cause	SC	19	▲	+46.2%	+6
	Civil Violation	CV	2	▲	-	+2
	Total			9,424	▲	21.7%
Civil	Warrant in Debt	WD	1,021	▼	-5.2%	-56
	Garnishment	GA	961	▲	+2.2%	+21
	Unlawful Detainer	UD	152	▼	-20.0%	-38
	Other	OT	112	▼	-3.4%	-4
	Detinue	DT	60	▼	-18.9%	-14
	Preliminary Protective Order	PP	40	▼	-16.7%	-8
	Protective Order	PO	34	▼	-32.0%	-16
	Abstract	AJ	24	↔	-	-
	Admin License	AL	23	▼	-4.2%	-1
	Impoundment	IM	14	▲	+40.0%	+4
	Overweight	OC	8	▼	-84.3%	-43
	Counter Claim	CC	3	▼	-40.0%	-2
	Interrogatory	IN	2	↔	-	-
	Motion for Judgment	MJ	2	▲	-	+2
	Tenants Assertion	TA	2	↔	-	-
	Capias	CA	1	▲	-	+1
	Restricted Operators License	RL	1	▼	-50.0%	-1
	Show Cause	SC	1	↔	-	-
	Third Party Claim	TH	0	▼	-100.0%	-2
Total			2,461	▼	-6.0%	-157
Civil Commitments	Temporary Detention Order	TD	51	▼	-3.8%	-2
	Emergency Custody Order	EC	18	▲	+5.9%	+1
	Medical Emergency Temporary Detention Order	MT	1	▲	-	+1
	Mental Commitment	MC	0	▼	-100.0%	-1
Total			70	▼	-1.4%	-1
GRAND TOTAL			12,978	▲	14.0%	+1,589

Filings by Major Case Category**

Category	Summary	Change	% Change	Absolute Change
Felony	217	▲	-7.3%	-17
Garnishment	963	▲	+2.2%	+21
General Civil	1,091	▲	-5.9%	-68
Infraction/Civil Violation	7,002	▲	+15.3%	+928

* Compared to same time period as previous year

** Case Type Categories are defined in the 2017 Virginia Judicial Workload Assessment

The data reported reflect the case management system. The case types reported may not necessitate judicial involvement.



CPSS - GCMS CASELOAD STATISTICS OF THE GENERAL DISTRICT COURTS
 January 2024 thru October 2024 Filings (Compared to January 2023 thru October 2023)

Landlord /Tenant	154	▼	-19.8%	-38
Misdemeanor	3,059	▲	+35.5%	+802
Other	418	▲	-3.5%	-15
Protective Orders	74	▼	-24.5%	-24
GRAND TOTAL	12,978	▲	14.0%	+1,589

* Compared to same time period as previous year

** Case Type Categories are defined in the 2017 Virginia Judicial Workload Assessment

The data reported reflect the case management system. The case types reported may not necessitate judicial involvement.

2024 Overall GRAND TOTAL	Distribution of Caseload			Change*		Percentage (%) of Caseload			
25,907 +1,471	Criminal	585	2%	-2.2%	▼	-13	Criminal	2023: 2.4%	2024: 2.3%
	Traffic	24,589	95%	6.9%	▲	+1,583	Traffic	94.1%	94.9%
2024 	Civil	715	3%	-9.9%	▼	-79	Civil	3.2%	2.8%
2023 	Civil Commitments	18	0%	-52.6%	▼	-20	Civil Commitments	0.2%	0.1%
	GRAND TOTAL	25,907	100%	6.0%	▲	+1,471	GRAND TOTAL	100%	100%

Filings by Division & Code

Division	Case Type Description	Code	Summary	Change	% Change	Absolute Change
Criminal	Misdemeanor	M	383	▲	+0.8%	+3
	Felony	F	130	▲	+1.6%	+2
	Show Cause	SC	28	▼	-30.0%	-12
	Civil Violation	CV	23	▲	+187.5%	+15
	Capias	CA	21	▼	-50.0%	-21
	Total			585	▼	-2.2%
Traffic	Infraction	I	20,550	▲	+7.3%	+1,396
	Misdemeanor	M	3,938	▲	+5.4%	+200
	Capias	CA	70	▼	-22.2%	-20
	Show Cause	SC	24	▲	+100.0%	+12
	Felony	F	7	▼	-41.7%	-5
	Total			24,589	▲	6.9%
Civil	Warrant in Debt	WD	309	▼	-3.1%	-10
	Garnishment	GA	228	▼	-11.6%	-30
	Unlawful Detainer	UD	62	▼	-6.1%	-4
	Other	OT	48	▼	-31.4%	-22
	Admin License	AL	19	▼	-9.5%	-2
	Preliminary Protective Order	PP	17	▲	+54.5%	+6
	Protective Order	PO	15	▲	+50.0%	+5
	Detinue	DT	6	▲	+20.0%	+1
	Impoundment	IM	5	▼	-44.4%	-4
	Abstract	AJ	4	▼	-77.8%	-14
	Interrogatory	IN	2	▼	-50.0%	-2
	Bond Forfeiture	BF	0	▼	-100.0%	-1
	Overweight	OC	0	▼	-100.0%	-1
	Show Cause	SC	0	▼	-100.0%	-1
	Total			715	▼	-9.9%
Civil Commitments	Temporary Detention Order	TD	12	▼	-55.6%	-15
	Emergency Custody Order	EC	6	▼	-40.0%	-4
	Other	OT	0	▼	-100.0%	-1
	Total			18	▼	-52.6%
GRAND TOTAL			25,907	▲	6.0%	+1,471

Filings by Major Case Category**

Category	Summary	Change	% Change	Absolute Change
Felony	137	▼	-2.1%	-3
Garnishment	230	▼	-12.2%	-32
General Civil	317	▼	-3.6%	-12
Infraction/Civil Violation	20,573	▲	+7.4%	+1,410
Involuntary Civil Commitments	0	▼	-100.0%	-1
Landlord /Tenant	62	▼	-6.1%	-4
Misdemeanor	4,321	▲	+4.9%	+203
Other	235	▼	-30.1%	-101
Protective Orders	32	▲	+52.4%	+11
GRAND TOTAL	25,907	▲	6.0%	+1,471

* Compared to same time period as previous year

** Case Type Categories are defined in the 2017 Virginia Judicial Workload Assessment

The data reported reflect the case management system. The case types reported may not necessitate judicial involvement.

* Compared to same time period as previous year

** Case Type Categories are defined in the 2017 Virginia Judicial Workload Assessment

The data reported reflect the case management system. The case types reported may not necessitate judicial involvement.