



CPSS - GCMS CASELOAD STATISTICS OF THE GENERAL DISTRICT COURTS
 January 2024 thru March 2024 Filings (Compared to January 2023 thru March 2023)

2024 Overall GRAND TOTAL		Distribution of Caseload			Change*		Percentage (%) of Caseload		
580,199	+40,727	Criminal	78,338	14%	6.0% ▲	+4,450	Criminal	2023: 13.7%	2024: 13.5%
		Traffic	330,674	57%	9.6% ▲	+28,839	Traffic	56.0%	57.0%
2024 		Civil	159,013	27%	4.8% ▲	+7,248	Civil	28.1%	27.4%
2023 		Civil Commitments	12,174	2%	1.6% ▲	+190	Civil Commitments	2.2%	2.1%
		GRAND TOTAL	580,199	100%	7.5% ▲	+40,727	GRAND TOTAL	100%	100%

Filings by Division & Code

Division	Case Type Description	Code	Summary	Change	% Change	Absolute Change
Criminal	Misdemeanor	M	44,920	▲	+9.4%	+3,855
	Felony	F	21,225	▼	-0.9%	-186
	Capias	CA	6,832	▲	+11.1%	+682
	Show Cause	SC	3,337	▼	-2.7%	-91
	Civil Violation	CV	1,951	▲	+11.3%	+198
	Motion	MO	45	▼	-6.3%	-3
	Restricted Operators License	RL	28	▼	-15.2%	-5
	Total			78,338	▲	6.0%
Traffic	Infraction	I	259,640	▲	+10.3%	+24,182
	Misdemeanor	M	63,245	▲	+7.6%	+4,487
	Capias	CA	2,480	▲	+4.2%	+99
	Show Cause	SC	1,845	▲	+7.0%	+120
	Civil Violation	CV	1,099	▲	+32.7%	+271
	Felony	F	1,063	▲	+5.6%	+56
	Other	O	1,029	▼	-23.5%	-316
	Restricted Operators License	RL	158	▼	-17.3%	-33
	Motion	MO	115	▼	-19.0%	-27
Total			330,674	▲	9.6%	+28,839
Civil	Warrant in Debt	WD	54,912	▲	+16.7%	+7,878
	Garnishment	GA	42,526	▼	-2.9%	-1,253
	Unlawful Detainer	UD	37,968	▲	+5.1%	+1,846
	Other	OT	4,618	▲	-3.9%	-188
	Admin License	AL	3,084	▼	-2.1%	-67
	Preliminary Protective Order	PP	2,848	▲	+0.1%	+2
	Protective Order	PO	2,216	▲	+7.8%	+161
	Detinue	DT	1,896	▼	-10.5%	-222
	Show Cause	SC	1,698	▼	-15.0%	-300
	Motion for Judgment	MJ	1,453	▼	-1.1%	-16
	Interrogatory	IN	1,399	▲	+6.4%	+84
	Abstract	AJ	1,369	▼	-20.7%	-358
	Bond Forfeiture	BF	951	▼	-7.8%	-81
	Impoundment	IM	950	▲	+1.7%	+16
	Zoning Violation	ZO	383	▼	-30.6%	-169
	Tenants Assertion	TA	196	▼	-15.9%	-37
	Counter Claim	CC	186	▼	-11.8%	-25
	Overweight	OC	139	▲	+0.7%	+1
	Capias	CA	65	▼	-27.8%	-25
	Petition-Restore Arms	PR	56	▼	-27.3%	-21
	Interrogatory-Not	IC	33	▲	+65.0%	+13
	Motor Carrier	MC	28	▲	+47.4%	+9
	Restricted Operators License	RL	12	▼	-20.0%	-3
	Third Party Claim	TH	10	▼	-23.1%	-3
	Cross Claim	CR	6	▼	-14.3%	-1
	Detinue Seizure	DZ	5	▲	-	+5
	Petition to Require Blood Test	BT	3	▲	-	+3
	Distress Seizure	DS	1	↔	-	-
	Emergency Substantial Risk Order	SR	1	▲	-	+1
	Mechanic's Lien	ML	1	▼	-66.7%	-2
Total			159,013	▲	4.8%	+7,248
Civil Commitments	Mental Commitment	MC	5,325	▲	+3.5%	+179
	Temporary Detention Order	TD	3,831	▼	-1.7%	-65
	Emergency Custody Order	EC	1,767	▼	-5.2%	-96

* Compared to same time period as previous year

** Case Type Categories are defined in the 2017 Virginia Judicial Workload Assessment

CPSS - GCMS CASELOAD STATISTICS OF THE GENERAL DISTRICT COURTS

January 2024 thru March 2024 Filings (Compared to January 2023 thru March 2023)



			Summary	Change	% Change	Absolute Change
Civil Commitments	Other	OT	1,059	▲	+15.0%	+138
	Medical Emergency Temporary Detention Order	MT	108	▲	+31.7%	+26
	Petition	PT	81	▲	+26.6%	+17
	Medical Emergency Custody Order	ME	3	▼	-75.0%	-9
	Total			12,174	▲	1.6%
GRAND TOTAL			580,199	▲	7.5%	+40,727

Filings by Major Case Category**

Category	Summary	Change	% Change	Absolute Change	
Felony	22,288	▲	-0.6%	-130	
Garnishment	43,925	▲	-2.6%	-1,169	
General Civil	59,193	▲	+15.0%	+7,725	
Infraction/Civil Violation	263,886	▲	+10.2%	+24,345	
Involuntary Civil Commitments	1,140	▲	+15.7%	+155	
Landlord /Tenant	38,164	▼	+5.0%	+1,809	
Misdemeanor	108,746	▼	+8.1%	+8,132	
New to Workload Study	1	▲	-	+1	
Other	37,792	▲	-0.8%	-304	
Protective Orders	5,064	▲	+3.3%	+163	
GRAND TOTAL		580,199	▲	7.5%	+40,727

* Compared to same time period as previous year

** Case Type Categories are defined in the 2017 Virginia Judicial Workload Assessment
Source: SCV-SQL-Information

2024 Overall GRAND TOTAL		Distribution of Caseload			Change*		Percentage (%) of Caseload		
12,446	+1,030	Criminal	1,688	14%	1.6% ▲	+27	Criminal	2023	2024
		Traffic	4,268	34%	48.5% ▲	+1,393	Traffic	14.5%	13.6%
		Civil	6,257	50%	-5.6% ▼	-373	Civil	25.2%	34.3%
		Civil Commitments	233	2%	-6.8% ▼	-17	Civil Commitments	58.1%	50.3%
		GRAND TOTAL	12,446	100%	9.0% ▲	+1,030	GRAND TOTAL	100%	100%

Filings by Division & Code

Division	Case Type Description	Code	Summary	Change	% Change	Absolute Change
Criminal	Misdemeanor	M	882	▲	+15.0%	+115
	Felony	F	584	▼	-18.2%	-130
	Capias	CA	177	▲	+41.6%	+52
	Show Cause	SC	32	▼	-20.0%	-8
	Civil Violation	CV	13	▼	-13.3%	-2
	Total			1,688	▲	1.6%
Traffic	Infraction	I	2,417	▲	+58.5%	+892
	Misdemeanor	M	1,210	▲	+52.6%	+417
	Civil Violation	CV	370	▼	-3.9%	-15
	Capias	CA	136	▲	+86.3%	+63
	Other	O	60	▲	+400.0%	+48
	Felony	F	47	▼	-13.0%	-7
	Show Cause	SC	28	▼	-12.5%	-4
	Restricted Operators License	RL	0	▼	-100.0%	-1
Total			4,268	▲	48.5%	+1,393
Civil	Garnishment	GA	2,177	▼	-7.8%	-183
	Warrant in Debt	WD	2,084	▼	-2.6%	-56
	Unlawful Detainer	UD	1,191	▼	-0.2%	-2
	Zoning Violation	ZO	133	▼	-36.4%	-76
	Preliminary Protective Order	PP	114	▲	+16.3%	+16
	Protective Order	PO	98	▲	+53.1%	+34
	Other	OT	96	▼	-28.9%	-39
	Admin License	AL	87	▼	-7.4%	-7
	Show Cause	SC	79	▼	-19.4%	-19
	Detinue	DT	45	▲	+25.0%	+9
	Abstract	AJ	34	▲	+25.9%	+7
	Motion for Judgment	MJ	30	▼	-23.1%	-9
	Interrogatory	IN	29	▼	-23.7%	-9
	Bond Forfeiture	BF	28	▼	-44.0%	-22
	Impoundment	IM	13	▼	-43.5%	-10
	Overweight	OC	8	▼	-20.0%	-2
	Tenants Assertion	TA	4	▲	+33.3%	+1
	Counter Claim	CC	3	▼	-50.0%	-3
	Third Party Claim	TH	2	↔		-
	Capias	CA	1	▼	-66.7%	-2
	Petition-Restore Arms	PR	1	▲	-	+1
Cross Claim	CR	0	▼	-100.0%	-1	
Mechanic's Lien	ML	0	▼	-100.0%	-1	
Total			6,257	▼	-5.6%	-373
Civil Commitments	Temporary Detention Order	TD	87	▲	+7.4%	+6
	Emergency Custody Order	EC	82	▼	-4.7%	-4
	Mental Commitment	MC	61	▼	-21.8%	-17
	Medical Emergency Temporary Detention Order	MT	2	▲	-	+2
	Other	OT	1	▼	-66.7%	-2
	Medical Emergency Custody Order	ME	0	▼	-100.0%	-2
Total			233	▼	-6.8%	-17
GRAND TOTAL			12,446	▲	9.0%	+1,030

* Compared to same time period as previous year

** Case Type Categories are defined in the 2017 Virginia Judicial Workload Assessment

CPSS - GCMS CASELOAD STATISTICS OF THE GENERAL DISTRICT COURTS
 January 2024 thru March 2024 Filings (Compared to January 2023 thru March 2023)

Filings by Major Case Category**

Category	Summary	Change	% Change	Absolute Change
Felony	631	▼	-17.8%	-137
Garnishment	2,206	▼	-8.0%	-192
General Civil	2,166	▲	-2.6%	-57
Infraction/Civil Violation	2,868	▲	+47.3%	+921
Involuntary Civil Commitments	1	▼	-66.7%	-2
Landlord /Tenant	1,195	▲	-0.1%	-1
Misdemeanor	2,225	▼	+25.7%	+455
Other	942	▲	-0.7%	-7
Protective Orders	212	▲	+30.9%	+50
GRAND TOTAL	12,446	▲	9.0%	+1,030

* Compared to same time period as previous year

** Case Type Categories are defined in the 2017 Virginia Judicial Workload Assessment
 Source: SCV-SQL-Information

2024 Overall GRAND TOTAL		Distribution of Caseload			Change*		Percentage (%) of Caseload		
31,913	+3,026	Criminal	3,506	11%	7.2% ▲	+236	Criminal	2023	2024
		Traffic	13,622	43%	24.6% ▲	+2,692	Traffic	11.3%	11.0%
2024		Civil	14,343	45%	1.2% ▲	+168	Civil	37.8%	42.7%
2023		Civil Commitments	442	1%	-13.7% ▼	-70	Civil Commitments	49.1%	44.9%
		GRAND TOTAL	31,913	100%	10.5% ▲	+3,026	GRAND TOTAL	1.8%	1.4%
							GRAND TOTAL	100%	100%

Filings by Division & Code

Division	Case Type Description	Code	Summary	Change	% Change	Absolute Change
Criminal	Misdemeanor	M	2,031	▲	+3.3%	+64
	Felony	F	964	▼	-1.0%	-10
	Capias	CA	236	▲	+31.8%	+57
	Civil Violation	CV	220	▲	+165.1%	+137
	Show Cause	SC	55	▼	-17.9%	-12
	Total			3,506	▲	7.2%
Traffic	Infraction	I	9,699	▲	+28.3%	+2,141
	Misdemeanor	M	3,407	▲	+19.5%	+557
	Capias	CA	296	▲	+14.7%	+38
	Show Cause	SC	128	▲	+39.1%	+36
	Other	O	82	▼	-18.0%	-18
	Civil Violation	CV	8	▼	-88.6%	-62
	Restricted Operators License	RL	2	↔		-
	Total			13,622	▲	24.6%
Civil	Garnishment	GA	5,436	▲	+7.2%	+367
	Warrant in Debt	WD	3,641	▲	+11.1%	+363
	Unlawful Detainer	UD	2,915	▼	-11.7%	-386
	Motion for Judgment	MJ	629	▼	-9.9%	-69
	Abstract	AJ	316	▲	+8.2%	+24
	Admin License	AL	312	▲	+6.5%	+19
	Other	OT	213	▲	+4.4%	+9
	Show Cause	SC	204	▲	+1.0%	+2
	Preliminary Protective Order	PP	149	▼	-9.1%	-15
	Protective Order	PO	136	▼	-1.4%	-2
	Detinue	DT	111	▼	-25.5%	-38
	Bond Forfeiture	BF	101	▼	-29.4%	-42
	Interrogatory	IN	99	▼	-13.2%	-15
	Impoundment	IM	32	▼	-50.8%	-33
	Tenants Assertion	TA	17	▼	-10.5%	-2
	Overweight	OC	15	▲	+87.5%	+7
	Counter Claim	CC	8	▼	-71.4%	-20
	Petition-Restore Arms	PR	3	▲	+50.0%	+1
	Third Party Claim	TH	3	↔		-
	Capias	CA	1	▼	-80.0%	-4
	Cross Claim	CR	1	▲	-	+1
	Restricted Operators License	RL	1	▲	-	+1
Total			14,343	▲	1.2%	+168
Civil Commitments	Mental Commitment	MC	250	▼	-17.2%	-52
	Temporary Detention Order	TD	135	▼	-10.0%	-15
	Other	OT	37	▲	+27.6%	+8
	Emergency Custody Order	EC	19	▼	-38.7%	-12
	Medical Emergency Temporary Detention Order	MT	1	▲	-	+1
Total			442	▼	-13.7%	-70
GRAND TOTAL			31,913	▲	10.5%	+3,026

* Compared to same time period as previous year

** Case Type Categories are defined in the 2017 Virginia Judicial Workload Assessment

Filings by Major Case Category**

Category	Summary	Change	% Change	Absolute Change
Felony	964	▼	-1.0%	-10
Garnishment	5,535	▼	+6.8%	+352
General Civil	4,398	▲	+6.4%	+265
Infraction/Civil Violation	10,024	▲	+28.2%	+2,205
Involuntary Civil Commitments	37	▲	+27.6%	+8
Landlord /Tenant	2,932	▼	-11.7%	-388
Misdemeanor	5,441	▲	+12.9%	+622
Other	2,297	▲	-0.5%	-11
Protective Orders	285	▼	-5.6%	-17
GRAND TOTAL	31,913	▲	10.5%	+3,026

* Compared to same time period as previous year



** Case Type Categories are defined in the 2017 Virginia Judicial Workload Assessment
 Source: SCV-SQL-Information

CPSS - GCMS CASELOAD STATISTICS OF THE GENERAL DISTRICT COURTS

January 2024 thru March 2024 Filings (Compared to January 2023 thru March 2023)

Portsmouth

District: 3 FIPS: 740

2024 Overall GRAND TOTAL		Distribution of Caseload			Change*		Percentage (%) of Caseload		
7,600	+282	Criminal	1,070	14%	-3.3% ▼	-36	Criminal	2023	2024
		Traffic	3,329	44%	11.4% ▲	+341	Traffic	15.1%	14.1%
		Civil	3,020	40%	-2.3% ▼	-71	Civil	40.8%	43.8%
		Civil Commitments	181	2%	36.1% ▲	+48	Civil Commitments	42.2%	39.7%
		GRAND TOTAL	7,600	100%	3.9% ▲	+282	GRAND TOTAL	1.8%	2.4%
							GRAND TOTAL	100%	100%

Filings by Division & Code

Division	Case Type Description	Code	Summary	Change	% Change	Absolute Change
Criminal	Misdemeanor	M	579	▼	-0.3%	-2
	Felony	F	357	▼	-10.3%	-41
	Capias	CA	93	▲	+6.9%	+6
	Show Cause	SC	30	▲	+76.5%	+13
	Civil Violation	CV	11	▼	-52.2%	-12
	Total			1,070	▼	-3.3%
Traffic	Infraction	I	2,806	▲	+12.2%	+304
	Misdemeanor	M	401	▲	+11.1%	+40
	Capias	CA	62	▲	+12.7%	+7
	Show Cause	SC	56	▼	-13.8%	-9
	Restricted Operators License	RL	3	▼	-25.0%	-1
	Civil Violation	CV	1	↔		-
	Total			3,329	▲	11.4%
Civil	Unlawful Detainer	UD	1,168	▼	-7.2%	-91
	Garnishment	GA	782	▲	+17.6%	+117
	Warrant in Debt	WD	650	▼	-2.7%	-18
	Other	OT	159	▼	-5.9%	-10
	Preliminary Protective Order	PP	87	▼	-2.2%	-2
	Protective Order	PO	60	▼	-25.9%	-21
	Show Cause	SC	25	▼	-39.0%	-16
	Detinue	DT	20	▲	+400.0%	+16
	Motion for Judgment	MJ	15	▼	-65.1%	-28
	Abstract	AJ	13	▼	-55.2%	-16
	Admin License	AL	13	↔		-
	Interrogatory	IN	13	↔		-
	Counter Claim	CC	7	▲	+133.3%	+4
	Bond Forfeiture	BF	2	▼	-33.3%	-1
	Capias	CA	2	▼	-50.0%	-2
	Petition-Restore Arms	PR	2	↔		-
	Tenants Assertion	TA	2	▼	-60.0%	-3
Total			3,020	▼	-2.3%	-71
Civil Commitments	Emergency Custody Order	EC	103	▲	+14.4%	+13
	Mental Commitment	MC	73	▲	+92.1%	+35
	Other	OT	5	↔		-
Total			181	▲	36.1%	+48
GRAND TOTAL			7,600	▲	3.9%	+282

Filings by Major Case Category**

Category	Summary	Change	% Change	Absolute Change
Felony	357	▼	-10.3%	-41
Garnishment	795	▲	+17.3%	+117
General Civil	689	▲	-4.2%	-30
Infraction/Civil Violation	2,818	▼	+11.6%	+292
Involuntary Civil Commitments	5	↔		0
Landlord /Tenant	1,170	▼	-7.4%	-94
Misdemeanor	983	▼	+3.9%	+37
Other	636	▲	+3.9%	+24

* Compared to same time period as previous year

** Case Type Categories are defined in the 2017 Virginia Judicial Workload Assessment



Source: SCV-SQL-Information

CPSS - GCMS CASELOAD STATISTICS OF THE GENERAL DISTRICT COURTS
January 2024 thru March 2024 Filings (Compared to January 2023 thru March 2023)

Protective Orders	147	▼	-13.5%	-23
GRAND TOTAL	7,600	▲	3.9%	+282

* Compared to same time period as previous year

** Case Type Categories are defined in the 2017 Virginia Judicial Workload Assessment
Source: SCV-SQL-Information

2024 Overall GRAND TOTAL		Distribution of Caseload			Change*		Percentage (%) of Caseload		
23,797	+3,285	Criminal	2,517	11%	12.2% ▲	+273	Criminal	2023	2024
		Traffic	11,334	48%	75.8% ▲	+4,886	Traffic	10.9%	10.6%
		Civil	9,768	41%	-16.0% ▼	-1,865	Civil	31.4%	47.6%
		Civil Commitments	178	1%	-4.8% ▼	-9	Civil	56.7%	41.0%
		GRAND TOTAL	23,797	100%	16.0% ▲	+3,285	Civil Commitments	0.9%	0.7%
							GRAND TOTAL	100%	100%

Filings by Division & Code

Division	Case Type Description	Code	Summary	Change	% Change	Absolute Change
Criminal	Misdemeanor	M	1,631	▲	+9.2%	+138
	Felony	F	718	▲	+28.0%	+157
	Show Cause	SC	73	▼	-33.6%	-37
	Capias	CA	67	▲	+19.6%	+11
	Civil Violation	CV	28	▲	+16.7%	+4
	Total			2,517	▲	12.2%
Traffic	Infraction	I	9,891	▲	+88.4%	+4,642
	Misdemeanor	M	1,316	▲	+32.7%	+324
	Other	O	42	▼	-70.6%	-101
	Show Cause	SC	37	▲	+27.6%	+8
	Felony	F	34	▲	+100.0%	+17
	Restricted Operators License	RL	13	▼	-7.1%	-1
	Capias	CA	1	▼	-75.0%	-3
Total			11,334	▲	75.8%	+4,886
Civil	Garnishment	GA	3,568	▼	-30.9%	-1,599
	Unlawful Detainer	UD	2,627	▼	-2.2%	-58
	Warrant in Debt	WD	2,106	▼	-7.4%	-168
	Other	OT	406	▲	+10.0%	+37
	Preliminary Protective Order	PP	227	▲	+2.7%	+6
	Protective Order	PO	196	▲	+10.7%	+19
	Abstract	AJ	186	▼	-21.5%	-51
	Show Cause	SC	126	▼	-41.4%	-89
	Detinue	DT	64	▲	+39.1%	+18
	Interrogatory	IN	63	▼	+85.3%	+29
	Bond Forfeiture	BF	61	▼	-29.9%	-26
	Admin License	AL	56	▲	+16.7%	+8
	Motion for Judgment	MJ	52	▲	+44.4%	+16
	Tenants Assertion	TA	17	▼	-22.7%	-5
	Counter Claim	CC	8	▼	-38.5%	-5
	Impoundment	IM	4	▲	-	+4
	Third Party Claim	TH	1	▲	-	+1
	Capias	CA	0	▼	-100.0%	-1
	Overweight	OC	0	▼	-100.0%	-1
Total			9,768	▼	-16.0%	-1,865
Civil Commitments	Mental Commitment	MC	66	▼	-27.5%	-25
	Emergency Custody Order	EC	65	▲	+41.3%	+19
	Temporary Detention Order	TD	19	▲	+90.0%	+9
	Other	OT	16	▼	-20.0%	-4
	Petition	PT	11	▼	-42.1%	-8
	Medical Emergency Custody Order	ME	1	▲	-	+1
	Medical Emergency Temporary Detention Order	MT	0	▼	-100.0%	-1
Total			178	▼	-4.8%	-9
GRAND TOTAL			23,797	▲	16.0%	+3,285

Filings by Major Case Category**

Category	Summary	Change	% Change	Absolute Change
Felony	752	▲	+30.1%	+174
Garnishment	3,631	▼	-30.2%	-1,570

* Compared to same time period as previous year

** Case Type Categories are defined in the 2017 Virginia Judicial Workload Assessment

CPSS - GCMS CASELOAD STATISTICS OF THE GENERAL DISTRICT COURTS

January 2024 thru March 2024 Filings (Compared to January 2023 thru March 2023)



Norfolk

District: 4 FIPS: 710

General Civil	2,286	▲	-3.9%	-93
Infraction/Civil Violation	9,961	▼	+83.9%	+4,544
Involuntary Civil Commitments	27	▼	-30.8%	-12
Landlord /Tenant	2,644	▼	-2.3%	-63
Misdemeanor	2,960	▲	+18.4%	+461
Other	1,113	▲	-14.0%	-181
Protective Orders	423	▲	+6.3%	+25
GRAND TOTAL	23,797	▲	16.0%	+3,285

* Compared to same time period as previous year

** Case Type Categories are defined in the 2017 Virginia Judicial Workload Assessment
Source: SCV-SQL-Information

2024 Overall GRAND TOTAL		Distribution of Caseload			Change*		Percentage (%) of Caseload		
1,231	+438	Criminal	229	19%	16.8% ▲	+33	Criminal	2023	2024
		Traffic	792	64%	130.2% ▲	+448	Traffic	24.7%	18.6%
		Civil	202	16%	-17.2% ▼	-42	Civil	43.4%	64.3%
		Civil Commitments	8	1%	-11.1% ▼	-1	Civil Commitments	30.8%	16.4%
		GRAND TOTAL	1,231	100%	55.2% ▲	+438	GRAND TOTAL	100%	100%

Filings by Division & Code

Division	Case Type Description	Code	Summary	Change	% Change	Absolute Change
Criminal	Misdemeanor	M	129	▲	+16.2%	+18
	Capias	CA	55	▲	+89.7%	+26
	Felony	F	34	▼	-17.1%	-7
	Show Cause	SC	10	▼	-9.1%	-1
	Civil Violation	CV	1	▼	-75.0%	-3
	Total		229	▲	16.8%	+33
Traffic	Infraction	I	607	▲	+150.8%	+365
	Misdemeanor	M	178	▲	+74.5%	+76
	Capias	CA	6	▲	-	+6
	Civil Violation	CV	1	▲	-	+1
	Total		792	▲	130.2%	+448
Civil	Garnishment	GA	61	▼	-4.7%	-3
	Unlawful Detainer	UD	43	▼	-38.6%	-27
	Warrant in Debt	WD	37	▼	-33.9%	-19
	Other	OT	21	▲	+40.0%	+6
	Detinue	DT	14	▼	-12.5%	-2
	Admin License	AL	7	▲	+250.0%	+5
	Motion for Judgment	MJ	6	▲	-	+6
	Preliminary Protective Order	PP	5	▲	+25.0%	+1
	Bond Forfeiture	BF	4	▲	+100.0%	+2
	Abstract	AJ	2	▼	-33.3%	-1
	Protective Order	PO	1	▼	-80.0%	-4
	Show Cause	SC	1	▼	-75.0%	-3
	Interrogatory	IN	0	▼	-100.0%	-2
	Tenants Assertion	TA	0	▼	-100.0%	-1
	Total		202	▼	-17.2%	-42
Civil Commitments	Emergency Custody Order	EC	4	▼	-20.0%	-1
	Temporary Detention Order	TD	4	▲	+100.0%	+2
	Mental Commitment	MC	0	▼	-100.0%	-2
	Total		8	▼	-11.1%	-1
GRAND TOTAL			1,231	▲	55.2%	+438



Filings by Major Case Category**

Category	Summary	Change	% Change	Absolute Change	
Felony	34	▼	-17.1%	-7	
Garnishment	61	▼	-7.6%	-5	
General Civil	57	▲	-20.8%	-15	
Infraction/Civil Violation	609	▲	+147.6%	+363	
Landlord /Tenant	43	▼	-39.4%	-28	
Misdemeanor	307	▲	+44.1%	+94	
Other	114	▲	+52.0%	+39	
Protective Orders	6	▼	-33.3%	-3	
GRAND TOTAL		1,231	▲	55.2%	+438

* Compared to same time period as previous year

** Case Type Categories are defined in the 2017 Virginia Judicial Workload Assessment

CPSS - GCMS CASELOAD STATISTICS OF THE GENERAL DISTRICT COURTS
 January 2024 thru March 2024 Filings (Compared to January 2023 thru March 2023)

2024 Overall GRAND TOTAL		Distribution of Caseload			Change*		Percentage (%) of Caseload		
2,253	-123	Criminal	279	12%	54.1% ▲	+98	Criminal	2023 7.6%	2024 12.4%
		Traffic	1,424	63%	-11.6% ▼	-186	Traffic	67.8%	63.2%
		Civil	537	24%	-6.9% ▼	-40	Civil	24.3%	23.8%
		Civil Commitments	13	1%	62.5% ▲	+5	Civil Commitments	0.3%	0.6%
		GRAND TOTAL	2,253	100%	-5.2% ▼	-123	GRAND TOTAL	100%	100%

Filings by Division & Code

Division	Case Type Description	Code	Summary	Change	% Change	Absolute Change
Criminal	Misdemeanor	M	157	▲	+63.5%	+61
	Felony	F	97	▲	+90.2%	+46
	Capias	CA	16	▲	+77.8%	+7
	Show Cause	SC	5	▼	-66.7%	-10
	Civil Violation	CV	4	▼	-60.0%	-6
	Total			279	▲	54.1%
Traffic	Infraction	I	1,002	▼	-19.6%	-245
	Misdemeanor	M	338	▲	+13.0%	+39
	Capias	CA	65	▲	+18.2%	+10
	Show Cause	SC	14	▲	+75.0%	+6
	Felony	F	5	▲	-	+5
	Civil Violation	CV	0	▼	-100.0%	-1
	Total			1,424	▼	-11.6%
Civil	Warrant in Debt	WD	182	▲	+17.4%	+27
	Unlawful Detainer	UD	171	▼	-14.5%	-29
	Garnishment	GA	122	▼	-32.2%	-58
	Admin License	AL	16	▲	+45.5%	+5
	Other	OT	10	↔	+25.0%	+2
	Protective Order	PO	8	▲	+166.7%	+5
	Preliminary Protective Order	PP	7	▲	+600.0%	+6
	Abstract	AJ	4	▼	-33.3%	-2
	Show Cause	SC	4	▲	+300.0%	+3
	Detinue	DT	3	▼	-25.0%	-1
	Impoundment	IM	3	↔	-	-
	Interrogatory	IN	3	▲	+50.0%	+1
	Motion for Judgment	MJ	2	▲	+100.0%	+1
	Counter Claim	CC	1	▲	-	+1
	Interrogatory-Not	IC	1	▲	-	+1
	Capias	CA	0	▼	-100.0%	-1
	Tenants Assertion	TA	0	▼	-100.0%	-1
Total			537	▼	-6.9%	-40
Civil Commitments	Temporary Detention Order	TD	10	▲	+42.9%	+3
	Emergency Custody Order	EC	3	▲	+200.0%	+2
	Total			13	▲	62.5%
GRAND TOTAL			2,253	▼	-5.2%	-123

Filings by Major Case Category**



Category	Summary	Change	% Change	Absolute Change
Felony	102	▲	+100.0%	+51
Garnishment	125	▲	-31.3%	-57
General Civil	187	▼	+14.7%	+24
Infraction/Civil Violation	1,006	▼	-20.0%	-252
Landlord /Tenant	171	▼	-14.9%	-30
Misdemeanor	495	▲	+25.3%	+100
Other	152	▲	+24.6%	+30
Protective Orders	15	▲	+275.0%	+11
GRAND TOTAL	2,253	▼	-5.2%	-123

* Compared to same time period as previous year

** Case Type Categories are defined in the 2017 Virginia Judicial Workload Assessment

* Compared to same time period as previous year

** Case Type Categories are defined in the 2017 Virginia Judicial Workload Assessment
Source: SCV-SQL-Information

2024 Overall GRAND TOTAL		Distribution of Caseload			Change*		Percentage (%) of Caseload		
2,509	-682	Criminal	115	5%	-29.9% ▼	-49	Criminal	2023	2024
		Traffic	2,155	86%	-22.6% ▼	-630	Traffic	5.1%	4.6%
		Civil	230	9%	-1.3% ▼	-3	Civil	87.3%	85.9%
		Civil Commitments	9	0%	0.0%	0	Civil Commitments	7.3%	9.2%
		GRAND TOTAL	2,509	100%	-21.4% ▼	-682	GRAND TOTAL	100%	100%

Filings by Division & Code



Division	Case Type Description	Code	Summary	Change	% Change	Absolute Change
Criminal	Misdemeanor	M	72	▼	-29.4%	-30
	Felony	F	30	▼	-9.1%	-3
	Capias	CA	5	▼	-72.2%	-13
	Civil Violation	CV	5	▲	+150.0%	+3
	Show Cause	SC	3	▼	-66.7%	-6
	Total			115	▼	-29.9%
Traffic	Infraction	I	1,807	▼	-24.3%	-580
	Misdemeanor	M	277	▼	-13.2%	-42
	Capias	CA	62	▲	+1.6%	+1
	Show Cause	SC	8	▼	-52.9%	-9
	Felony	F	1	▲	-	+1
	Civil Violation	CV	0	▼	-100.0%	-1
	Total			2,155	▼	-22.6%
Civil	Warrant in Debt	WD	94	▲	+17.5%	+14
	Garnishment	GA	71	▲	+10.9%	+7
	Unlawful Detainer	UD	36	▲	+16.1%	+5
	Other	OT	15	▼	-34.8%	-8
	Preliminary Protective Order	PP	3	▼	-78.6%	-11
	Interrogatory	IN	2	▲	+100.0%	+1
	Overweight	OC	2	▲	-	+2
	Protective Order	PO	2	▼	-81.8%	-9
	Show Cause	SC	2	▲	-	+2
	Admin License	AL	1	▼	-66.7%	-2
	Bond Forfeiture	BF	1	▼	-50.0%	-1
	Detinue	DT	1	▼	-50.0%	-1
	Abstract	AJ	0	▼	-100.0%	-1
	Impoundment	IM	0	▼	-100.0%	-1
	Total			230	▼	-1.3%
Civil Commitments	Temporary Detention Order	TD	7	▲	+16.7%	+1
	Emergency Custody Order	EC	2	▼	-33.3%	-1
	Total		9		0.0%	0
GRAND TOTAL			2,509	▼	-21.4%	-682

Filings by Major Case Category**

Category	Summary	Change	% Change	Absolute Change
Felony	31	▲	-6.1%	-2
Garnishment	73	▲	+12.3%	+8
General Civil	95	▼	+14.5%	+12
Infraction/Civil Violation	1,814	▲	-24.1%	-576
Landlord /Tenant	36	▲	+16.1%	+5
Misdemeanor	349	▼	-17.1%	-72
Other	106	▲	-25.9%	-37
Protective Orders	5	▼	-80.0%	-20
GRAND TOTAL	2,509	▼	-21.4%	-682

* Compared to same time period as previous year

** Case Type Categories are defined in the 2017 Virginia Judicial Workload Assessment

2024 Overall GRAND TOTAL		Distribution of Caseload			Change*		Percentage (%) of Caseload		
5,032	-182	Criminal	884	18%	-21.8% ▼	-246	Criminal	2023	2024
		Traffic	1,675	33%	-4.8% ▼	-84	Traffic	21.7%	17.6%
		Civil	2,331	46%	6.7% ▲	+147	Civil	33.7%	33.3%
		Civil Commitments	142	3%	0.7% ▲	+1	Civil Commitments	41.9%	46.3%
		GRAND TOTAL	5,032	100%	-3.5% ▼	-182	GRAND TOTAL	2.7%	2.8%
							GRAND TOTAL	100%	100%

Filings by Division & Code

Division	Case Type Description	Code	Summary	Change	% Change	Absolute Change
Criminal	Misdemeanor	M	543	▼	-20.8%	-143
	Felony	F	250	▼	-20.9%	-66
	Capias	CA	51	▼	-30.1%	-22
	Show Cause	SC	22	▼	-29.0%	-9
	Civil Violation	CV	18	▼	-25.0%	-6
	Total			884	▼	-21.8%
Traffic	Infraction	I	862	▼	-29.2%	-355
	Misdemeanor	M	480	▲	+11.6%	+50
	Civil Violation	CV	267	▲	+13,250.0%	+265
	Capias	CA	51	▼	-36.3%	-29
	Show Cause	SC	10	▼	-65.5%	-19
	Felony	F	5	▲	+400.0%	+4
Total			1,675	▼	-4.8%	-84
Civil	Warrant in Debt	WD	817	▲	+5.0%	+39
	Garnishment	GA	726	▲	+14.9%	+94
	Unlawful Detainer	UD	463	▲	+25.5%	+94
	Other	OT	55	▼	-43.9%	-43
	Abstract	AJ	42	▼	-12.5%	-6
	Preliminary Protective Order	PP	36	▼	-16.3%	-7
	Detinue	DT	32	▼	-57.9%	-44
	Protective Order	PO	30	▲	+7.1%	+2
	Admin License	AL	28	▲	+27.3%	+6
	Show Cause	SC	28	▲	+21.7%	+5
	Zoning Violation	ZO	25	▼	-24.2%	-8
	Motion for Judgment	MJ	15	▲	+400.0%	+12
	Overweight	OC	12	▲	+20.0%	+2
	Interrogatory	IN	11	▼	-21.4%	-3
	Motor Carrier	MC	6	▲	+500.0%	+5
	Tenants Assertion	TA	5	▲	+400.0%	+4
	Capias	CA	0	▼	-100.0%	-1
	Counter Claim	CC	0	▼	-100.0%	-2
	Petition-Restore Arms	PR	0	▼	-100.0%	-1
Third Party Claim	TH	0	▼	-100.0%	-1	
Total			2,331	▲	6.7%	+147
Civil Commitments	Emergency Custody Order	EC	52	▲	+44.4%	+16
	Temporary Detention Order	TD	52	▼	-23.5%	-16
	Mental Commitment	MC	35	▼	-5.4%	-2
	Medical Emergency Temporary Detention Order	MT	3	▲	-	+3
Total			142	▲	0.7%	+1
GRAND TOTAL			5,032	▼	-3.5%	-182

Filings by Major Case Category**

Category	Summary	Change	% Change	Absolute Change
Felony	255	▲	-19.6%	-62
Garnishment	737	▼	+14.1%	+91
General Civil	868	▲	-1.5%	-13
Infraction/Civil Violation	1,165	▲	-7.1%	-89
Landlord /Tenant	468	▲	+26.5%	+98

* Compared to same time period as previous year

** Case Type Categories are defined in the 2017 Virginia Judicial Workload Assessment


CPSS - GCMS CASELOAD STATISTICS OF THE GENERAL DISTRICT COURTS

January 2024 thru March 2024 Filings (Compared to January 2023 thru March 2023)

Misdemeanor	1,048	▼	-8.8%	-101
Other	425	▲	-19.2%	-101
Protective Orders	66	▼	-7.0%	-5
GRAND TOTAL	5,032	▼	-3.5%	-182

* Compared to same time period as previous year

** Case Type Categories are defined in the 2017 Virginia Judicial Workload Assessment
Source: SCV-SQL-Information

2024 Overall GRAND TOTAL		Distribution of Caseload			Change*		Percentage (%) of Caseload			
6,844	+1,216	Criminal	129	2%	18.3%	▲	+20	Criminal	2023 1.9%	2024 1.9%
		Traffic	6,464	94%	20.9%	▲	+1,119	Traffic	95.0%	94.4%
2024		Civil	238	3%	43.4%	▲	+72	Civil	2.9%	3.5%
2023		Civil Commitments	13	0%	62.5%	▲	+5	Civil Commitments	0.1%	0.2%
		GRAND TOTAL	6,844	100%	21.6%	▲	+1,216	GRAND TOTAL	100%	100%

Filings by Division & Code



Division	Case Type Description	Code	Summary	Change	% Change	Absolute Change
Criminal	Misdemeanor	M	87	▲	+31.8%	+21
	Felony	F	31	▲	+14.8%	+4
	Civil Violation	CV	4	▼	-20.0%	-1
	Show Cause	SC	4	▼	-50.0%	-4
	Capias	CA	3	↔		-
	Total			129	▲	18.3%
Traffic	Infraction	I	5,165	▲	+23.9%	+996
	Misdemeanor	M	1,289	▲	+9.7%	+114
	Felony	F	7	▲	-	+7
	Restricted Operators License	RL	3	▲	-	+3
	Capias	CA	0	▼	-100.0%	-1
	Total			6,464	▲	20.9%
Civil	Warrant in Debt	WD	88	▲	+25.7%	+18
	Garnishment	GA	73	▲	+32.7%	+18
	Unlawful Detainer	UD	53	▲	+341.7%	+41
	Admin License	AL	8	▲	+300.0%	+6
	Other	OT	5	▲	-16.7%	-1
	Overweight	OC	2	▼	-60.0%	-3
	Preliminary Protective Order	PP	2	▼	-33.3%	-1
	Bond Forfeiture	BF	1	▼	-87.5%	-7
	Detinue	DT	1	↔		-
	Impoundment	IM	1	▲	-	+1
	Interrogatory	IN	1	↔		-
	Protective Order	PO	1	▼	-50.0%	-1
	Show Cause	SC	1	▲	-	+1
	Tenants Assertion	TA	1	▲	-	+1
	Petition-Restore Arms	PR	0	▼	-100.0%	-1
Total			238	▲	43.4%	+72
Civil Commitments	Temporary Detention Order	TD	8	▲	+33.3%	+2
	Emergency Custody Order	EC	5	▲	+400.0%	+4
	Mental Commitment	MC	0	▼	-100.0%	-1
Total			13	▲	62.5%	+5
GRAND TOTAL			6,844	▲	21.6%	+1,216

Filings by Major Case Category**

Category	Summary	Change	% Change	Absolute Change
Felony	38	▲	+40.7%	+11
Garnishment	74	▲	+32.1%	+18
General Civil	91	▲	+24.7%	+18
Infraction/Civil Violation	5,171	▼	+23.7%	+992
Landlord /Tenant	54	▲	+350.0%	+42
Misdemeanor	1,379	▲	+11.1%	+138
Other	34	▲	-2.9%	-1
Protective Orders	3	▼	-40.0%	-2
GRAND TOTAL	6,844	▲	21.6%	+1,216

* Compared to same time period as previous year

** Case Type Categories are defined in the 2017 Virginia Judicial Workload Assessment

2024 Overall GRAND TOTAL		Distribution of Caseload			Change*		Percentage (%) of Caseload		
2,176	-99	Criminal	174	8%	47.5% ▲	+56	Criminal	2023	2024
		Traffic	1,614	74%	-10.3% ▼	-186	Traffic	5.2%	8.0%
		Civil	385	18%	9.7% ▲	+34	Civil	79.1%	74.2%
		Civil Commitments	3	0%	-50.0% ▼	-3	Civil Commitments	15.4%	17.7%
		GRAND TOTAL	2,176	100%	-4.4% ▼	-99	GRAND TOTAL	0.3%	0.1%
								100%	100%

Filings by Division & Code



Division	Case Type Description	Code	Summary	Change	% Change	Absolute Change
Criminal	Misdemeanor	M	97	▲	+49.2%	+32
	Felony	F	31	↔		-
	Capias	CA	21	▲	+40.0%	+6
	Show Cause	SC	21	▲	+425.0%	+17
	Civil Violation	CV	4	▲	+33.3%	+1
	Total			174	▲	47.5%
Traffic	Infraction	I	1,304	▼	-12.8%	-192
	Misdemeanor	M	302	▲	+0.7%	+2
	Capias	CA	6	▲	+200.0%	+4
	Show Cause	SC	2	↔		-
	Total			1,614	▼	-10.3%
Civil	Interrogatory	IN	126	▼	-30.8%	-56
	Warrant in Debt	WD	97	▲	+86.5%	+45
	Garnishment	GA	76	▲	+72.7%	+32
	Detinue	DT	56	▲	+60.0%	+21
	Unlawful Detainer	UD	19	▼	-17.4%	-4
	Other	OT	5	▲		-
	Bond Forfeiture	BF	3	▲	+200.0%	+2
	Admin License	AL	1	▼	-50.0%	-1
	Show Cause	SC	1	▼	-75.0%	-3
	Tenants Assertion	TA	1	▲	-	+1
	Impoundment	IM	0	▼	-100.0%	-1
	Preliminary Protective Order	PP	0	▼	-100.0%	-2
	Total			385	▲	9.7%
Civil Commitments	Emergency Custody Order	EC	2	▲	+100.0%	+1
	Temporary Detention Order	TD	1	▼	-80.0%	-4
	Total			3	▼	-50.0%
GRAND TOTAL			2,176	▼	-4.4%	-99

Filings by Major Case Category**

Category	Summary	Change	% Change	Absolute Change	
Felony	31	↔		0	
Garnishment	202	▲	-10.6%	-24	
General Civil	157	▲	+80.5%	+70	
Infraction/Civil Violation	1,308	▲	-12.7%	-191	
Landlord /Tenant	20	▲	-13.0%	-3	
Misdemeanor	399	▲	+9.3%	+34	
Other	59	▲	+40.5%	+17	
Protective Orders	0	▼	-100.0%	-2	
GRAND TOTAL		2,176	▼	-4.4%	-99

* Compared to same time period as previous year

** Case Type Categories are defined in the 2017 Virginia Judicial Workload Assessment
 Source: SCV-SQL-Information

2024 Overall GRAND TOTAL		Distribution of Caseload			Change*		Percentage (%) of Caseload		
3,906	+430	Criminal	81	2%	12.5% ▲	+9	Criminal	2023	2024
		Traffic	3,487	89%	11.5% ▲	+361	Traffic	2.1%	2.1%
		Civil	314	8%	21.2% ▲	+55	Civil	89.9%	89.3%
		Civil Commitments	24	1%	26.3% ▲	+5	Civil Commitments	7.5%	8.0%
		GRAND TOTAL	3,906	100%	12.4% ▲	+430	GRAND TOTAL	0.5%	0.6%
							GRAND TOTAL	100%	100%

Filings by Division & Code

Division	Case Type Description	Code	Summary	Change	% Change	Absolute Change
Criminal	Felony	F	30	▲	+36.4%	+8
	Misdemeanor	M	27	▼	-6.9%	-2
	Show Cause	SC	14	▲	+100.0%	+7
	Capias	CA	8	▼	-38.5%	-5
	Civil Violation	CV	1	↔		-
	Restricted Operators License	RL	1	▲	-	+1
	Total			81	▲	12.5%
Traffic	Infraction	I	2,368	▲	+15.5%	+317
	Misdemeanor	M	1,091	▲	+2.6%	+28
	Capias	CA	22	▲	+175.0%	+14
	Felony	F	3	↔		-
	Show Cause	SC	3	▲	-	+3
	Civil Violation	CV	0	▼	-100.0%	-1
	Total			3,487	▲	11.5%
Civil	Interrogatory	IN	163	▲	+87.4%	+76
	Warrant in Debt	WD	70	▲	+12.9%	+8
	Garnishment	GA	44	▼	-21.4%	-12
	Unlawful Detainer	UD	20	▼	-28.6%	-8
	Preliminary Protective Order	PP	5	↔		-
	Other	OT	4	▲	-60.0%	-6
	Show Cause	SC	3	▼	-50.0%	-3
	Protective Order	PO	2	▲	-	+2
	Admin License	AL	1	▼	-50.0%	-1
	Bond Forfeiture	BF	1	↔		-
	Detinue	DT	1	↔		-
	Overweight	OC	0	▼	-100.0%	-1
Total			314	▲	21.2%	+55
Civil Commitments	Mental Commitment	MC	11	▲	+83.3%	+5
	Emergency Custody Order	EC	7	▲	+16.7%	+1
	Temporary Detention Order	TD	6	▼	-14.3%	-1
	Total			24	▲	26.3%
GRAND TOTAL			3,906	▲	12.4%	+430

Filings by Major Case Category**


Category	Summary	Change	% Change	Absolute Change
Felony	33	▲	+32.0%	+8
Garnishment	207	▲	+44.8%	+64
General Civil	72	▲	+14.3%	+9
Infraction/Civil Violation	2,369	▼	+15.3%	+315
Landlord /Tenant	20	▼	-28.6%	-8
Misdemeanor	1,119	▲	+2.5%	+27
Other	79	▲	+19.7%	+13
Protective Orders	7	▲	+40.0%	+2
GRAND TOTAL	3,906	▲	12.4%	+430

* Compared to same time period as previous year

** Case Type Categories are defined in the 2017 Virginia Judicial Workload Assessment

CPSS - GCMS CASELOAD STATISTICS OF THE GENERAL DISTRICT COURTS

January 2024 thru March 2024 Filings (Compared to January 2023 thru March 2023)

2024 Overall GRAND TOTAL		Distribution of Caseload			Change*		Percentage (%) of Caseload		
4,190 +656 	Criminal	359	9%	-2.7% ▼	-10	Criminal	2023: 10.4%	2024: 8.6%	
	Traffic	2,839	68%	24.9% ▲	+566	Traffic	64.3%	67.8%	
	Civil	861	21%	12.0% ▲	+92	Civil	21.8%	20.5%	
	Civil Commitments	131	3%	6.5% ▲	+8	Civil Commitments	3.5%	3.1%	
	GRAND TOTAL	4,190	100%	18.6% ▲	+656	GRAND TOTAL	100%	100%	

Filings by Division & Code

Division	Case Type Description	Code	Summary	Change	% Change	Absolute Change
Criminal	Misdemeanor	M	183	▲	+4.0%	+7
	Felony	F	119	▼	-7.8%	-10
	Capias	CA	38	▼	-2.6%	-1
	Show Cause	SC	17	▲	+13.3%	+2
	Civil Violation	CV	2	▼	-80.0%	-8
	Total			359	▼	-2.7%
Traffic	Infraction	I	2,322	▲	+39.7%	+660
	Misdemeanor	M	477	▼	-15.4%	-87
	Capias	CA	32	▲	+23.1%	+6
	Show Cause	SC	5	▼	-68.8%	-11
	Felony	F	3	▼	-25.0%	-1
	Civil Violation	CV	0	▼	-100.0%	-1
Total			2,839	▲	24.9%	+566
Civil	Warrant in Debt	WD	264	▲	+39.7%	+75
	Unlawful Detainer	UD	251	▲	+12.6%	+28
	Garnishment	GA	240	▼	-12.1%	-33
	Other	OT	21	▲	+162.5%	+13
	Preliminary Protective Order	PP	21	▲	+23.5%	+4
	Detinue	DT	13	▼	-7.1%	-1
	Protective Order	PO	13	▲	+8.3%	+1
	Show Cause	SC	13	▼	-7.1%	-1
	Abstract	AJ	9	▲	+200.0%	+6
	Motion for Judgment	MJ	5	▲	+150.0%	+3
	Admin License	AL	4	▼	-42.9%	-3
	Impoundment	IM	3	▲	-	+3
	Bond Forfeiture	BF	1	↔	-	-
	Counter Claim	CC	1	▲	-	+1
	Cross Claim	CR	1	▲	-	+1
	Petition-Restore Arms	PR	1	▼	-50.0%	-1
	Capias	CA	0	▼	-100.0%	-1
	Restricted Operators License	RL	0	▼	-100.0%	-1
	Tenants Assertion	TA	0	▼	-100.0%	-2
Total			861	▲	12.0%	+92
Civil Commitments	Mental Commitment	MC	68	▼	-1.4%	-1
	Emergency Custody Order	EC	32	▲	+68.4%	+13
	Temporary Detention Order	TD	18	↔	-	-
	Other	OT	12	▼	-20.0%	-3
	Medical Emergency Temporary Detention Order	MT	1	↔	-	-
	Medical Emergency Custody Order	ME	0	▼	-100.0%	-1
Total			131	▲	6.5%	+8
GRAND TOTAL			4,190	▲	18.6%	+656

Filings by Major Case Category**

Category	Summary	Change	% Change	Absolute Change
Felony	122	▼	-8.3%	-11
Garnishment	240	▼	-12.1%	-33
General Civil	283	▲	+36.1%	+75
Infraction/Civil Violation	2,324	▼	+38.9%	+651

* Compared to same time period as previous year

** Case Type Categories are defined in the 2017 Virginia Judicial Workload Assessment



CPSS - GCMS CASELOAD STATISTICS OF THE GENERAL DISTRICT COURTS

January 2024 thru March 2024 Filings (Compared to January 2023 thru March 2023)

Involuntary Civil Commitments	12	▼	-20.0%	-3
Landlord /Tenant	251	▼	+11.6%	+26
Misdemeanor	660	▼	-10.9%	-81
Other	264	▲	+11.4%	+27
Protective Orders	34	▲	+17.2%	+5
GRAND TOTAL	4,190	▲	18.6%	+656

* Compared to same time period as previous year

** Case Type Categories are defined in the 2017 Virginia Judicial Workload Assessment
Source: SCV-SQL-Information

2024 Overall GRAND TOTAL		Distribution of Caseload			Change*		Percentage (%) of Caseload		
4,121	+1,496	Criminal	391	9%	28.2% ▲	+86	Criminal	2023	2024
		Traffic	3,021	73%	83.5% ▲	+1,375	Traffic	11.6%	9.5%
		Civil	669	16%	-0.7% ▼	-5	Civil	62.7%	73.3%
		Civil Commitments	40	1%	- ▲	+40	Civil Commitments	25.7%	16.2%
		GRAND TOTAL	4,121	100%	57.0% ▲	+1,496	GRAND TOTAL	100%	100%

Filings by Division & Code

Division	Case Type Description	Code	Summary	Change	% Change	Absolute Change
Criminal	Misdemeanor	M	220	▲	+103.7%	+112
	Felony	F	106	▼	-20.9%	-28
	Capias	CA	34	▼	-17.1%	-7
	Civil Violation	CV	15	▲	+200.0%	+10
	Show Cause	SC	13	▼	-23.5%	-4
	Restricted Operators License	RL	3	▲	-	+3
	Total			391	▲	28.2%
Traffic	Infraction	I	2,462	▲	+93.9%	+1,192
	Misdemeanor	M	530	▲	+53.2%	+184
	Capias	CA	14	▼	-22.2%	-4
	Felony	F	6	▲	+100.0%	+3
	Show Cause	SC	6	▼	-25.0%	-2
	Restricted Operators License	RL	2	▲	-	+2
	Civil Violation	CV	1	↔	-	-
Total			3,021	▲	83.5%	+1,375
Civil	Warrant in Debt	WD	263	▼	-3.0%	-8
	Garnishment	GA	205	▲	+21.3%	+36
	Unlawful Detainer	UD	135	▼	-18.2%	-30
	Other	OT	24	▲	+300.0%	+18
	Protective Order	PO	13	▲	+30.0%	+3
	Preliminary Protective Order	PP	6	▼	-66.7%	-12
	Show Cause	SC	6	▼	-53.8%	-7
	Abstract	AJ	4	▼	-33.3%	-2
	Admin License	AL	4	▲	+33.3%	+1
	Impoundment	IM	3	▼	-25.0%	-1
	Interrogatory	IN	2	▼	-50.0%	-2
	Motion for Judgment	MJ	1	↔	-	-
	Overweight	OC	1	↔	-	-
	Petition-Restore Arms	PR	1	▲	-	+1
	Tenants Assertion	TA	1	▲	-	+1
Restricted Operators License	RL	0	▼	-100.0%	-3	
Total			669	▼	-0.7%	-5
Civil Commitments	Emergency Custody Order	EC	20	▲	-	+20
	Temporary Detention Order	TD	20	▲	-	+20
Total			40	▲	-	+40
GRAND TOTAL			4,121	▲	57.0%	+1,496

Filings by Major Case Category**

Category	Summary	Change	% Change	Absolute Change
Felony	112	▲	-18.2%	-25
Garnishment	207	▼	+19.7%	+34
General Civil	270	▲	-2.2%	-6
Infraction/Civil Violation	2,479	▲	+94.1%	+1,202
Landlord /Tenant	136	▲	-17.6%	-29
Misdemeanor	755	▲	+65.2%	+298
Other	143	▲	+27.7%	+31
Protective Orders	19	▼	-32.1%	-9

* Compared to same time period as previous year

** Case Type Categories are defined in the 2017 Virginia Judicial Workload Assessment

Source: SCV-SQL-Information

GRAND TOTAL

4,121

▲

57.0%

+1,496

* Compared to same time period as previous year

** Case Type Categories are defined in the 2017 Virginia Judicial Workload Assessment
Source: SCV-SQL-Information

CPSS - GCMS CASELOAD STATISTICS OF THE GENERAL DISTRICT COURTS

January 2024 thru March 2024 Filings (Compared to January 2023 thru March 2023)

2024 Overall GRAND TOTAL		Distribution of Caseload			Change*		Percentage (%) of Caseload			
328	-57	Criminal	38	12%	-26.9%	▼	-14	Criminal	2023 13.5%	2024 11.6%
		Traffic	233	71%	-13.7%	▼	-37	Traffic	70.1%	71.0%
2024		Civil	53	16%	-15.9%	▼	-10	Civil	16.4%	16.2%
2023		Civil Commitments	4	1%	-	▲	+4	Civil Commitments	0.0%	1.2%
		GRAND TOTAL	328	100%	-14.8%	▼	-57	GRAND TOTAL	100%	100%

Filings by Division & Code

Division	Case Type Description	Code	Summary	Change	% Change	Absolute Change
Criminal	Misdemeanor	M	20	▼	-37.5%	-12
	Civil Violation	CV	6	▲	+200.0%	+4
	Show Cause	SC	5	▲	+150.0%	+3
	Felony	F	4	▼	-73.3%	-11
	Capias	CA	3	▲	+200.0%	+2
	Total			38	▼	-26.9%
Traffic	Infraction	I	204	▼	-3.8%	-8
	Misdemeanor	M	27	▼	-44.9%	-22
	Capias	CA	1	↔	-	-
	Show Cause	SC	1	↔	-	-
	Restricted Operators License	RL	0	▼	-100.0%	-7
	Total			233	▼	-13.7%
Civil	Warrant in Debt	WD	27	▼	-15.6%	-5
	Garnishment	GA	16	▲	+23.1%	+3
	Unlawful Detainer	UD	6	▲	+20.0%	+1
	Motion for Judgment	MJ	2	▲	-	+2
	Admin License	AL	1	↔	-	-
	Detinue	DT	1	▲	-	+1
	Other	OT	0	▼	-100.0%	-5
	Overweight	OC	0	▼	-100.0%	-1
	Preliminary Protective Order	PP	0	▼	-100.0%	-3
	Protective Order	PO	0	▼	-100.0%	-2
	Show Cause	SC	0	▼	-100.0%	-1
	Total			53	▼	-15.9%
Civil Commitments	Temporary Detention Order	TD	3	▲	-	+3
	Emergency Custody Order	EC	1	▲	-	+1
	Total		4	▲	-	+4
GRAND TOTAL			328	▼	-14.8%	-57

Filings by Major Case Category**

Category	Summary	Change	% Change	Absolute Change	
Felony	4	▼	-73.3%	-11	
Garnishment	16	▲	+23.1%	+3	
General Civil	30	▲	-6.3%	-2	
Infraction/Civil Violation	210	▲	-2.3%	-5	
Landlord /Tenant	6	▲	+20.0%	+1	
Misdemeanor	47	▼	-46.6%	-41	
Other	15	▲	+25.0%	+3	
Protective Orders	0	▼	-100.0%	-5	
GRAND TOTAL		328	▼	-14.8%	-57

* Compared to same time period as previous year

** Case Type Categories are defined in the 2017 Virginia Judicial Workload Assessment

2024 Overall GRAND TOTAL		Distribution of Caseload			Change*		Percentage (%) of Caseload			
3,453	-119	Criminal	88	3%	-6.4%	▼	-6	Criminal	2023: 2.6%	2024: 2.5%
2024		Traffic	3,202	93%	-4.1%	▼	-138	Traffic	93.5%	92.7%
2023		Civil	158	5%	19.7%	▲	+26	Civil	3.7%	4.6%
		Civil Commitments	5	0%	-16.7%	▼	-1	Civil Commitments	0.2%	0.1%
		GRAND TOTAL	3,453	100%	-3.3%	▼	-119	GRAND TOTAL	100%	100%

Filings by Division & Code

Division	Case Type Description	Code	Summary	Change	% Change	Absolute Change
Criminal	Misdemeanor	M	58	↔		-
	Civil Violation	CV	12	▲	+500.0%	+10
	Capias	CA	9	▲	+125.0%	+5
	Felony	F	6	▼	-76.0%	-19
	Show Cause	SC	3	▼	-40.0%	-2
	Total			88	▼	-6.4%
Traffic	Infraction	I	2,523	▲	+5.9%	+141
	Misdemeanor	M	646	▼	-30.5%	-283
	Capias	CA	24	▲	+71.4%	+10
	Show Cause	SC	5	▼	-64.3%	-9
	Felony	F	4	▲	+300.0%	+3
	Total			3,202	▼	-4.1%
Civil	Warrant in Debt	WD	89	▲	+178.1%	+57
	Garnishment	GA	50	▼	-27.5%	-19
	Unlawful Detainer	UD	11	▼	-26.7%	-4
	Other	OT	3	▲	+50.0%	+1
	Admin License	AL	2	▲	+100.0%	+1
	Detinue	DT	1	↔		-
	Impoundment	IM	1	↔		-
	Protective Order	PO	1	▼	-80.0%	-4
	Bond Forfeiture	BF	0	▼	-100.0%	-2
	Motion for Judgment	MJ	0	▼	-100.0%	-1
	Overweight	OC	0	▼	-100.0%	-1
	Preliminary Protective Order	PP	0	▼	-100.0%	-1
	Show Cause	SC	0	▼	-100.0%	-1
	Total			158	▲	19.7%
Civil Commitments	Temporary Detention Order	TD	5	▲	+25.0%	+1
	Emergency Custody Order	EC	0	▼	-100.0%	-2
	Total		5	▼	-16.7%	-1
GRAND TOTAL			3,453	▼	-3.3%	-119

Filings by Major Case Category**

Category	Summary	Change	% Change	Absolute Change
Felony	10	▲	-61.5%	-16
Garnishment	50	▼	-27.5%	-19
General Civil	90	▼	+150.0%	+54
Infraction/Civil Violation	2,535	▲	+6.3%	+150
Landlord /Tenant	11	▼	-26.7%	-4
Misdemeanor	704	▼	-28.7%	-283
Other	52	▲	+8.3%	+4
Protective Orders	1	▼	-83.3%	-5
GRAND TOTAL	3,453	▼	-3.3%	-119

* Compared to same time period as previous year

** Case Type Categories are defined in the 2017 Virginia Judicial Workload Assessment

2024 Overall GRAND TOTAL		Distribution of Caseload			Change*		Percentage (%) of Caseload			
7,160	-1,764	Civil	7,160	100%	-17.0%	▼	-1,462	Civil	96.6%	100.0%
		Civil Commitments	0	0%	-100.0%	▼	-302	Civil Commitments	3.4%	0.0%
		GRAND TOTAL	7,160	100%	-19.8%	▼	-1,764	GRAND TOTAL	100%	100%

Filings by Division & Code



Division	Case Type Description	Code	Summary	Change	% Change	Absolute Change
Civil	Unlawful Detainer	UD	3,079	▲	+14.8%	+398
	Garnishment	GA	1,948	▼	-45.2%	-1,604
	Warrant in Debt	WD	1,619	▲	+19.2%	+261
	Motion for Judgment	MJ	173	▼	-24.5%	-56
	Preliminary Protective Order	PP	115	▲	+7.5%	+8
	Protective Order	PO	72	▲	+5.9%	+4
	Show Cause	SC	48	▼	-79.6%	-187
	Interrogatory	IN	41	▼	-31.7%	-19
	Abstract	AJ	34	▼	-67.0%	-69
	Detinue	DT	18	▼	-5.3%	-1
	Tenants Assertion	TA	8	▲	+33.3%	+2
	Other	OT	5	▼	-97.5%	-197
	Counter Claim	CC	0	▼	-100.0%	-2
	Total		7,160	▼	-17.0%	-1,462
Civil Commitments	Emergency Custody Order	EC	0	▼	-100.0%	-95
	Temporary Detention Order	TD	0	▼	-100.0%	-207
	Total		0	▼	-100.0%	-302
	GRAND TOTAL		7,160	▼	-19.8%	-1,764

Filings by Major Case Category**

Category	Summary	Change	% Change	Absolute Change
Garnishment	1,989	▼	-44.9%	-1,623
General Civil	1,812	▼	+12.5%	+202
Landlord /Tenant	3,087	▲	+14.9%	+400
Other	85	▼	-89.9%	-755
Protective Orders	187	▲	+6.9%	+12
	GRAND TOTAL	▼	-19.8%	-1,764

* Compared to same time period as previous year

** Case Type Categories are defined in the 2017 Virginia Judicial Workload Assessment
 Source: SCV-SQL-Information

2024 Overall GRAND TOTAL		Distribution of Caseload			Change*		Percentage (%) of Caseload		
2,454	+45	Criminal	2,360	96%	1.8% ▲	+41	Criminal	2023 96.3%	2024 96.2%
2024 		Traffic	89	4%	3.5% ▲	+3	Traffic	3.6%	3.6%
2023 		Civil	5	0%	25.0% ▲	+1	Civil	0.2%	0.2%
		GRAND TOTAL	2,454	100%	1.9% ▲	+45	GRAND TOTAL	100%	100%

Filings by Division & Code

Division	Case Type Description	Code	Summary	Change	% Change	Absolute Change
Criminal	Misdemeanor	M	1,620	▲	+3.9%	+61
	Felony	F	654	▼	-0.8%	-5
	Show Cause	SC	37	▼	-7.5%	-3
	Civil Violation	CV	36	▲	+24.1%	+7
	Capias	CA	13	▼	-58.1%	-18
	Restricted Operators License	RL	0	▼	-100.0%	-1
	Total			2,360	▲	1.8%
Traffic	Infraction	I	60	▲	+7.1%	+4
	Misdemeanor	M	26	▼	-13.3%	-4
	Felony	F	3	▲	-	+3
	Total		89	▲	3.5%	+3
Civil	Bond Forfeiture	BF	5	▲	+25.0%	+1
	Total		5	▲	25.0%	+1
GRAND TOTAL			2,454	▲	1.9%	+45

Filings by Major Case Category**

Category	Summary	Change	% Change	Absolute Change
Felony	657	▲	-0.3%	-2
Infraction/Civil Violation	96	▲	+12.9%	+11
Misdemeanor	1,646	▼	+3.5%	+56
Other	55	▼	-26.7%	-20
GRAND TOTAL	2,454	▲	1.9%	+45

* Compared to same time period as previous year

** Case Type Categories are defined in the 2017 Virginia Judicial Workload Assessment

Source: SCV-SQL-Information

2024 Overall GRAND TOTAL		Distribution of Caseload			Change*		Percentage (%) of Caseload			
5,758	+1,098	Criminal	454	8%	-13.5%	▼	-71	Criminal	2023: 11.3%	2024: 7.9%
		Traffic	5,181	90%	30.7%	▲	+1,217	Traffic	85.1%	90.0%
2024		Civil	123	2%	-28.1%	▼	-48	Civil	3.7%	2.1%
2023		GRAND TOTAL	5,758	100%	23.6%	▲	+1,098	GRAND TOTAL	100%	100%

Filings by Division & Code

Division	Case Type Description	Code	Summary	Change	% Change	Absolute Change
Criminal	Misdemeanor	M	319	▼	-19.6%	-78
	Civil Violation	CV	63	▲	+21.2%	+11
	Felony	F	36	▼	-10.0%	-4
	Show Cause	SC	25	▲	+31.6%	+6
	Restricted Operators License	RL	8	▲	+14.3%	+1
	Capias	CA	3	▼	-70.0%	-7
	Total			454	▼	-13.5%
Traffic	Infraction	I	3,662	▲	+39.3%	+1,034
	Misdemeanor	M	1,329	▲	+17.3%	+196
	Other	O	142	▼	-19.8%	-35
	Civil Violation	CV	27	▲	-	+27
	Felony	F	19	▼	-13.6%	-3
	Restricted Operators License	RL	2	▲	-	+2
	Capias	CA	0	▼	-100.0%	-2
	Show Cause	SC	0	▼	-100.0%	-2
Total			5,181	▲	30.7%	+1,217
Civil	Admin License	AL	93	▼	-34.0%	-48
	Impoundment	IM	16	▼	-11.1%	-2
	Bond Forfeiture	BF	8	▲	+60.0%	+3
	Other	OT	6	▼	-14.3%	-1
Total			123	▼	-28.1%	-48
GRAND TOTAL			5,758	▲	23.6%	+1,098

Filings by Major Case Category**

Category	Summary	Change	% Change	Absolute Change
Felony	55	▼	-11.3%	-7
General Civil	6	▼	-14.3%	-1
Infraction/Civil Violation	3,894	▲	+36.3%	+1,037
Misdemeanor	1,658	▲	+7.9%	+121
Other	145	▼	-26.4%	-52
GRAND TOTAL	5,758	▲	23.6%	+1,098

* Compared to same time period as previous year



** Case Type Categories are defined in the 2017 Virginia Judicial Workload Assessment
 Source: SCV-SQL-Information

CPSS - GCMS CASELOAD STATISTICS OF THE GENERAL DISTRICT COURTS

January 2024 thru March 2024 Filings (Compared to January 2023 thru March 2023)

Hampton

District: 8 FIPS: 650

2024 Overall GRAND TOTAL		Distribution of Caseload			Change*		Percentage (%) of Caseload		
12,550	+2,240	Criminal	1,579	13%	22.0% ▲	+285	Criminal	2023	2024
		Traffic	3,922	31%	39.2% ▲	+1,104	Traffic	12.6%	12.6%
		Civil	6,359	51%	14.8% ▲	+822	Civil	27.3%	31.3%
		Civil Commitments	690	5%	4.4% ▲	+29	Civil Commitments	53.7%	50.7%
		GRAND TOTAL	12,550	100%	21.7% ▲	+2,240	GRAND TOTAL	6.4%	5.5%
							GRAND TOTAL	100%	100%

Filings by Division & Code

Division	Case Type Description	Code	Summary	Change	% Change	Absolute Change
Criminal	Misdemeanor	M	972	▲	+15.6%	+131
	Felony	F	418	▲	+56.0%	+150
	Capias	CA	77	▲	+42.6%	+23
	Show Cause	SC	72	▼	-25.0%	-24
	Civil Violation	CV	40	▲	+14.3%	+5
	Total			1,579	▲	22.0%
Traffic	Infraction	I	2,743	▲	+36.6%	+735
	Misdemeanor	M	1,116	▲	+44.7%	+345
	Felony	F	28	▲	+21.7%	+5
	Capias	CA	19	▲	+850.0%	+17
	Show Cause	SC	12	▲	+140.0%	+7
	Restricted Operators License	RL	4	▼	-55.6%	-5
	Total			3,922	▲	39.2%
Civil	Warrant in Debt	WD	2,172	▲	+20.1%	+364
	Unlawful Detainer	UD	1,864	▲	+0.5%	+10
	Garnishment	GA	1,556	▲	+32.9%	+385
	Other	OT	138	▲	-2.8%	-4
	Preliminary Protective Order	PP	118	▼	-11.3%	-15
	Bond Forfeiture	BF	102	▲	+240.0%	+72
	Show Cause	SC	93	▲	+78.8%	+41
	Protective Order	PO	75	▼	-5.1%	-4
	Admin License	AL	54	▼	-15.6%	-10
	Abstract	AJ	48	▼	-11.1%	-6
	Detinue	DT	47	▲	+4.4%	+2
	Motion for Judgment	MJ	45	▲	+45.2%	+14
	Interrogatory	IN	23	▼	-54.9%	-28
	Counter Claim	CC	10	▲	+150.0%	+6
	Tenants Assertion	TA	10	▼	-16.7%	-2
	Capias	CA	2	▼	-50.0%	-2
	Impoundment	IM	1	↔		-
	Petition-Restore Arms	PR	1	↔		-
	Third Party Claim	TH	0	▼	-100.0%	-1
Total			6,359	▲	14.8%	+822
Civil Commitments	Mental Commitment	MC	293	▼	-22.5%	-85
	Temporary Detention Order	TD	223	▲	+12.6%	+25
	Emergency Custody Order	EC	130	▲	+209.5%	+88
	Other	OT	32	▲	+23.1%	+6
	Medical Emergency Temporary Detention Order	MT	12	▼	-25.0%	-4
	Medical Emergency Custody Order	ME	0	▼	-100.0%	-1
Total			690	▲	4.4%	+29
GRAND TOTAL			12,550	▲	21.7%	+2,240

Filings by Major Case Category**

Category	Summary	Change	% Change	Absolute Change
Felony	446	▲	+53.3%	+155
Garnishment	1,579	▼	+29.2%	+357
General Civil	2,323	▲	+21.2%	+406
Infraction/Civil Violation	2,783	▲	+36.2%	+740

* Compared to same time period as previous year

** Case Type Categories are defined in the 2017 Virginia Judicial Workload Assessment

Source: SCV-SQL-Information

CPSS - GCMS CASELOAD STATISTICS OF THE GENERAL DISTRICT COURTS

January 2024 thru March 2024 Filings (Compared to January 2023 thru March 2023)

Hampton

District: 8 FIPS: 650

Involuntary Civil Commitments	32	▲	+23.1%	+6
Landlord /Tenant	1,874	▼	+0.4%	+8
Misdemeanor	2,092	▲	+29.1%	+471
Other	1,228	▲	+10.4%	+116
Protective Orders	193	▼	-9.0%	-19
GRAND TOTAL	12,550	▲	21.7%	+2,240

* Compared to same time period as previous year

** Case Type Categories are defined in the 2017 Virginia Judicial Workload Assessment
Source: SCV-SQL-Information

2024 Overall GRAND TOTAL		Distribution of Caseload			Change*		Percentage (%) of Caseload		
420	+258	Criminal	46	11%	-4.2% ▼	-2	Criminal	2023	2024
2024		Traffic	276	66%	500.0% ▲	+230	Traffic	29.6%	11.0%
2023		Civil	98	23%	44.1% ▲	+30	Civil	28.4%	65.7%
		GRAND TOTAL	420	100%	159.3% ▲	+258	GRAND TOTAL	100%	100%

Filings by Division & Code

Division	Case Type Description	Code	Summary	Change	% Change	Absolute Change
Criminal	Misdemeanor	M	31	▼	-20.5%	-8
	Capias	CA	7	▲	+40.0%	+2
	Felony	F	6	▲	+100.0%	+3
	Civil Violation	CV	1	▲	-	+1
	Restricted Operators License	RL	1	▲	-	+1
	Show Cause	SC	0	▼	-100.0%	-1
	Total			46	▼	-4.2%
Traffic	Infraction	I	219	▲	+544.1%	+185
	Misdemeanor	M	52	▲	+420.0%	+42
	Show Cause	SC	4	▲	-	+4
	Restricted Operators License	RL	1	↔	-	-
	Capias	CA	0	▼	-100.0%	-1
Total			276	▲	500.0%	+230
Civil	Warrant in Debt	WD	43	▲	+126.3%	+24
	Garnishment	GA	35	▲	+29.6%	+8
	Unlawful Detainer	UD	6	▲	+100.0%	+3
	Preliminary Protective Order	PP	4	▼	-33.3%	-2
	Protective Order	PO	4	▼	-42.9%	-3
	Other	OT	3	▼	-40.0%	-2
	Admin License	AL	1	▲	-	+1
	Counter Claim	CC	1	▲	-	+1
	Detinue	DT	1	▲	-	+1
	Interrogatory	IN	0	▼	-100.0%	-1
Total			98	▲	44.1%	+30
GRAND TOTAL			420	▲	159.3%	+258

Filings by Major Case Category**

Category	Summary	Change	% Change	Absolute Change
Felony	6	▲	+100.0%	+3
Garnishment	35	▼	+25.0%	+7
General Civil	44	▲	+131.6%	+25
Infraction/Civil Violation	220	▲	+547.1%	+186
Landlord /Tenant	6	▲	+100.0%	+3
Misdemeanor	85	▲	+70.0%	+35
Other	16	▲	+33.3%	+4
Protective Orders	8	▼	-38.5%	-5
GRAND TOTAL	420	▲	159.3%	+258



* Compared to same time period as previous year

** Case Type Categories are defined in the 2017 Virginia Judicial Workload Assessment

Source: SCV-SQL-Information

CPSS - GCMS CASELOAD STATISTICS OF THE GENERAL DISTRICT COURTS

January 2024 thru March 2024 Filings (Compared to January 2023 thru March 2023)

2024 Overall GRAND TOTAL		Distribution of Caseload			Change*		Percentage (%) of Caseload		
3,134	+117	Criminal	417	13%	-11.1% ▼	-52	Criminal	2023	2024
		Traffic	2,168	69%	11.5% ▲	+224	Traffic	15.5%	13.3%
		Civil	544	17%	-5.9% ▼	-34	Civil	64.4%	69.2%
		Civil Commitments	5	0%	-80.8% ▼	-21	Civil Commitments	19.2%	17.4%
		GRAND TOTAL	3,134	100%	3.9% ▲	+117	GRAND TOTAL	0.9%	0.2%
							GRAND TOTAL	100%	100%

Filings by Division & Code

Division	Case Type Description	Code	Summary	Change	% Change	Absolute Change
Criminal	Misdemeanor	M	290	▲	+1.8%	+5
	Felony	F	66	▼	-37.1%	-39
	Capias	CA	25	▼	-51.9%	-27
	Show Cause	SC	19	▲	+5.6%	+1
	Civil Violation	CV	17	▲	+88.9%	+8
	Total			417	▼	-11.1%
Traffic	Infraction	I	1,939	▲	+12.4%	+214
	Misdemeanor	M	222	▲	+13.8%	+27
	Felony	F	3	▼	-50.0%	-3
	Show Cause	SC	2	▼	-80.0%	-8
	Capias	CA	1	▼	-83.3%	-5
	Restricted Operators License	RL	1	▼	-50.0%	-1
	Total			2,168	▲	11.5%
Civil	Warrant in Debt	WD	223	▲	+8.3%	+17
	Garnishment	GA	124	▲	+2.5%	+3
	Unlawful Detainer	UD	76	▼	-7.3%	-6
	Other	OT	34	▼	-22.7%	-10
	Admin License	AL	27	▼	-6.9%	-2
	Preliminary Protective Order	PP	24	▼	-27.3%	-9
	Impoundment	IM	8	▼	-52.9%	-9
	Bond Forfeiture	BF	7	↔		-
	Protective Order	PO	7	▼	-46.2%	-6
	Abstract	AJ	3	▼	-25.0%	-1
	Motion for Judgment	MJ	3	▲	+200.0%	+2
	Detinue	DT	2	▼	-83.3%	-10
	Interrogatory	IN	2	▼	-77.8%	-7
	Show Cause	SC	2	▲	-	+2
	Counter Claim	CC	1	▲	-	+1
	Petition-Restore Arms	PR	1	▲	-	+1
Total			544	▼	-5.9%	-34
Civil Commitments	Temporary Detention Order	TD	3	▼	-80.0%	-12
	Emergency Custody Order	EC	1	▼	-90.9%	-10
	Mental Commitment	MC	1	▲	-	+1
Total			5	▼	-80.8%	-21
GRAND TOTAL			3,134	▲	3.9%	+117

Filings by Major Case Category**


Category	Summary	Change	% Change	Absolute Change
Felony	69	▼	-37.8%	-42
Garnishment	126	▼	-3.1%	-4
General Civil	230	▲	+4.5%	+10
Infraction/Civil Violation	1,956	▲	+12.8%	+222
Landlord /Tenant	76	▼	-7.3%	-6
Misdemeanor	513	▼	+6.4%	+31
Other	133	▲	-37.3%	-79
Protective Orders	31	▼	-32.6%	-15
GRAND TOTAL	3,134	▲	3.9%	+117

* Compared to same time period as previous year

** Case Type Categories are defined in the 2017 Virginia Judicial Workload Assessment

* Compared to same time period as previous year

** Case Type Categories are defined in the 2017 Virginia Judicial Workload Assessment
Source: SCV-SQL-Information

2024 Overall GRAND TOTAL		Distribution of Caseload			Change*		Percentage (%) of Caseload		
770	-328	Criminal	52	7%	-42.2% ▼	-38	Criminal	2023 8.2%	2024 6.8%
		Traffic	652	85%	-30.3% ▼	-283	Traffic	85.2%	84.7%
2024		Civil	65	8%	-4.4% ▼	-3	Civil	6.2%	8.4%
2023		Civil Commitments	1	0%	-80.0% ▼	-4	Civil Commitments	0.5%	0.1%
		GRAND TOTAL	770	100%	-29.9% ▼	-328	GRAND TOTAL	100%	100%

Filings by Division & Code

Division	Case Type Description	Code	Summary	Change	% Change	Absolute Change
Criminal	Misdemeanor	M	39	▼	-36.1%	-22
	Felony	F	9	↔		-
	Capias	CA	2	▼	-71.4%	-5
	Civil Violation	CV	1	▼	-80.0%	-4
	Restricted Operators License	RL	1	▲	-	+1
	Show Cause	SC	0	▼	-100.0%	-8
	Total			52	▼	-42.2%
Traffic	Infraction	I	574	▼	-30.0%	-246
	Misdemeanor	M	76	▼	-32.7%	-37
	Restricted Operators License	RL	1	▲	-	+1
	Show Cause	SC	1	↔		-
	Capias	CA	0	▼	-100.0%	-1
Total			652	▼	-30.3%	-283
Civil	Warrant in Debt	WD	22	▼	-12.0%	-3
	Garnishment	GA	20	▲	+42.9%	+6
	Unlawful Detainer	UD	6	▼	-40.0%	-4
	Other	OT	5	▼	-44.4%	-4
	Protective Order	PO	4	↔		-
	Admin License	AL	3	▲	+50.0%	+1
	Preliminary Protective Order	PP	3	▲	+50.0%	+1
	Detinue	DT	2	▲	-	+2
	Abstract	AJ	0	▼	-100.0%	-1
	Impoundment	IM	0	▼	-100.0%	-1
Total			65	▼	-4.4%	-3
Civil Commitments	Temporary Detention Order	TD	1	▼	-80.0%	-4
Total			1	▼	-80.0%	-4
GRAND TOTAL			770	▼	-29.9%	-328



Filings by Major Case Category**

Category	Summary	Change	% Change	Absolute Change
Felony	9	↔		0
Garnishment	20	▲	+42.9%	+6
General Civil	24	▲	-7.7%	-2
Infraction/Civil Violation	575	▼	-30.3%	-250
Landlord /Tenant	6	▼	-40.0%	-4
Misdemeanor	117	▲	-32.8%	-57
Other	12	▼	-64.7%	-22
Protective Orders	7	▲	+16.7%	+1
GRAND TOTAL	770	▼	-29.9%	-328

* Compared to same time period as previous year

** Case Type Categories are defined in the 2017 Virginia Judicial Workload Assessment

Source: SCV-SQL-Information

2024 Overall GRAND TOTAL		Distribution of Caseload			Change*		Percentage (%) of Caseload		
1,268	+254	Criminal	102	8%	59.4% ▲	+38	Criminal	2023	2024
		Traffic	934	74%	19.7% ▲	+154	Traffic	6.3%	8.0%
		Civil	230	18%	38.6% ▲	+64	Civil	76.9%	73.7%
		Civil Commitments	2	0%	-50.0% ▼	-2	Civil Commitments	16.4%	18.1%
		GRAND TOTAL	1,268	100%	25.0% ▲	+254	GRAND TOTAL	0.4%	0.2%
							GRAND TOTAL	100%	100%

Filings by Division & Code

Division	Case Type Description	Code	Summary	Change	% Change	Absolute Change
Criminal	Misdemeanor	M	75	▲	+66.7%	+30
	Felony	F	17	▲	+142.9%	+10
	Capias	CA	5	↔		-
	Civil Violation	CV	2	↔		-
	Show Cause	SC	2	▼	-50.0%	-2
	Restricted Operators License	RL	1	↔		-
	Total			102	▲	59.4%
Traffic	Infraction	I	801	▲	+16.4%	+113
	Misdemeanor	M	128	▲	+48.8%	+42
	Capias	CA	2	▼	-50.0%	-2
	Civil Violation	CV	2	▲	+100.0%	+1
	Show Cause	SC	1	↔		-
	Total			934	▲	19.7%
Civil	Warrant in Debt	WD	111	▲	+38.8%	+31
	Garnishment	GA	66	▲	+53.5%	+23
	Unlawful Detainer	UD	24	▼	-7.7%	-2
	Other	OT	12	▲	+71.4%	+5
	Protective Order	PO	6	▲	+100.0%	+3
	Preliminary Protective Order	PP	4	▼	-20.0%	-1
	Admin License	AL	3	▲	-	+3
	Abstract	AJ	2	▲	-	+2
	Counter Claim	CC	1	▲	-	+1
	Detinue	DT	1	▲	-	+1
	Bond Forfeiture	BF	0	▼	-100.0%	-1
	Impoundment	IM	0	▼	-100.0%	-1
	Total			230	▲	38.6%
Civil Commitments	Temporary Detention Order	TD	2	▼	-33.3%	-1
	Emergency Custody Order	EC	0	▼	-100.0%	-1
	Total		2	▼	-50.0%	-2
GRAND TOTAL			1,268	▲	25.0%	+254


Filings by Major Case Category**

Category	Summary	Change	% Change	Absolute Change
Felony	17	▲	+142.9%	+10
Garnishment	66	▲	+53.5%	+23
General Civil	113	▲	+39.5%	+32
Infraction/Civil Violation	805	▲	+16.5%	+114
Landlord /Tenant	24	▼	-7.7%	-2
Misdemeanor	204	▲	+54.5%	+72
Other	29	▲	+11.5%	+3
Protective Orders	10	▲	+25.0%	+2
GRAND TOTAL	1,268	▲	25.0%	+254

* Compared to same time period as previous year

** Case Type Categories are defined in the 2017 Virginia Judicial Workload Assessment

Source: SCV-SQL-Information

2024 Overall GRAND TOTAL		Distribution of Caseload		Change*		Percentage (%) of Caseload		
471	-31	Criminal	75 16%	158.6% ▲	+46	Criminal	2023 5.8%	2024 15.9%
		Traffic	304 65%	-25.5% ▼	-104	Traffic	81.3%	64.5%
2024		Civil	90 19%	47.5% ▲	+29	Civil	12.2%	19.1%
2023		Civil Commitments	2 0%	-50.0% ▼	-2	Civil Commitments	0.8%	0.4%
		GRAND TOTAL	471 100%	-6.2% ▼	-31	GRAND TOTAL	100%	100%

Filings by Division & Code

Division	Case Type Description	Code	Summary	Change	% Change	Absolute Change
Criminal	Misdemeanor	M	55	▲	+175.0%	+35
	Felony	F	8	▲	+166.7%	+5
	Civil Violation	CV	6	▲	+100.0%	+3
	Capias	CA	4	▲	+300.0%	+3
	Show Cause	SC	2	↔		-
	Total			75	▲	158.6%
Traffic	Infraction	I	240	▼	-27.5%	-91
	Misdemeanor	M	62	▼	-12.7%	-9
	Capias	CA	2	▼	-33.3%	-1
	Show Cause	SC	0	▼	-100.0%	-3
	Total			304	▼	-25.5%
Civil	Warrant in Debt	WD	32	▲	+39.1%	+9
	Garnishment	GA	21	▲	+31.3%	+5
	Unlawful Detainer	UD	10	▲	+11.1%	+1
	Other	OT	8	▲	+300.0%	+6
	Admin License	AL	7	▲	+600.0%	+6
	Preliminary Protective Order	PP	6	▲	+500.0%	+5
	Protective Order	PO	5	▲	+150.0%	+3
	Impoundment	IM	1	▲	-	+1
	Detinue	DT	0	▼	-100.0%	-1
	Interrogatory	IN	0	▼	-100.0%	-3
	Show Cause	SC	0	▼	-100.0%	-3
	Total			90	▲	47.5%
Civil Commitments	Temporary Detention Order	TD	2	▲	+100.0%	+1
	Emergency Custody Order	EC	0	▼	-100.0%	-3
	Total			2	▼	-50.0%
GRAND TOTAL			471	▼	-6.2%	-31

Filings by Major Case Category**

Category	Summary	Change	% Change	Absolute Change
Felony	8	▲	+166.7%	+5
Garnishment	21	▼	+10.5%	+2
General Civil	33	▲	+37.5%	+9
Infraction/Civil Violation	246	▲	-26.3%	-88
Landlord /Tenant	10	▲	+11.1%	+1
Misdemeanor	117	▲	+28.6%	+26
Other	25	▲	+31.6%	+6
Protective Orders	11	▲	+266.7%	+8
GRAND TOTAL	471	▼	-6.2%	-31

* Compared to same time period as previous year

** Case Type Categories are defined in the 2017 Virginia Judicial Workload Assessment
 Source: SCV-SQL-Information

CPSS - GCMS CASELOAD STATISTICS OF THE GENERAL DISTRICT COURTS

January 2024 thru March 2024 Filings (Compared to January 2023 thru March 2023)

Middlesex

District: 9 FIPS: 119

2024 Overall GRAND TOTAL		Distribution of Caseload			Change*		Percentage (%) of Caseload			
2024	483	+181	Criminal	86	18%	43.3% ▲	+26	Criminal	2023	2024
			Traffic	275	57%	65.7% ▲	+109	Traffic	19.9%	17.8%
2023			Civil	116	24%	58.9% ▲	+43	Civil	55.0%	56.9%
			Civil Commitments	6	1%	100.0% ▲	+3	Civil Commitments	24.2%	24.0%
			GRAND TOTAL	483	100%	59.9% ▲	+181	GRAND TOTAL	100%	100%

Filings by Division & Code

Division	Case Type Description	Code	Summary	Change	% Change	Absolute Change
Criminal	Misdemeanor	M	66	▲	+57.1%	+24
	Felony	F	13	▲	+1,200.0%	+12
	Civil Violation	CV	4	▲	-	+4
	Capias	CA	2	▼	-80.0%	-8
	Show Cause	SC	1	▼	-85.7%	-6
	Total			86	▲	43.3%
Traffic	Infraction	I	219	▲	+64.7%	+86
	Misdemeanor	M	54	▲	+80.0%	+24
	Civil Violation	CV	1	▲	-	+1
	Felony	F	1	↔	-	-
	Show Cause	SC	0	▼	-100.0%	-2
	Total			275	▲	65.7%
Civil	Warrant in Debt	WD	50	▲	+78.6%	+22
	Garnishment	GA	25	▲	+108.3%	+13
	Unlawful Detainer	UD	12	▲	+71.4%	+5
	Other	OT	9	▲	+12.5%	+1
	Admin License	AL	5	▼	-16.7%	-1
	Preliminary Protective Order	PP	4	▼	-33.3%	-2
	Impoundment	IM	3	▲	-	+3
	Abstract	AJ	2	▲	+100.0%	+1
	Detinue	DT	2	▲	+100.0%	+1
	Protective Order	PO	2	↔	-	-
	Bond Forfeiture	BF	1	▲	-	+1
	Motion for Judgment	MJ	1	▲	-	+1
	Interrogatory	IN	0	▼	-100.0%	-1
	Show Cause	SC	0	▼	-100.0%	-1
	Total			116	▲	58.9%
Civil Commitments	Emergency Custody Order	EC	3	▲	-	+3
	Temporary Detention Order	TD	3	↔	-	-
	Total		6	▲	100.0%	+3
GRAND TOTAL			483	▲	59.9%	+181

Filings by Major Case Category**

Category	Summary	Change	% Change	Absolute Change
Felony	14	▲	+600.0%	+12
Garnishment	25	▲	+92.3%	+12
General Civil	55	▲	+89.7%	+26
Infraction/Civil Violation	224	▲	+68.4%	+91
Landlord /Tenant	12	▲	+71.4%	+5
Misdemeanor	120	▲	+66.7%	+48
Other	27	▲	-28.9%	-11
Protective Orders	6	▼	-25.0%	-2
GRAND TOTAL	483	▲	59.9%	+181

* Compared to same time period as previous year

** Case Type Categories are defined in the 2017 Virginia Judicial Workload Assessment

Source: SCV-SQL-Information

2024 Overall GRAND TOTAL		Distribution of Caseload			Change*		Percentage (%) of Caseload		
2,708	-349	Criminal	297	11%	17.4% ▲	+44	Criminal	2023 8.3%	2024 11.0%
2024		Traffic	2,110	78%	-18.6% ▼	-482	Traffic	84.8%	77.9%
2023		Civil	300	11%	44.2% ▲	+92	Civil	6.8%	11.1%
		Civil Commitments	1	0%	-75.0% ▼	-3	Civil Commitments	0.1%	0.0%
		GRAND TOTAL	2,708	100%	-11.4% ▼	-349	GRAND TOTAL	100%	100%

Filings by Division & Code

Division	Case Type Description	Code	Summary	Change	% Change	Absolute Change
Criminal	Misdemeanor	M	180	▲	+39.5%	+51
	Felony	F	67	▼	-30.2%	-29
	Capias	CA	28	▲	+115.4%	+15
	Civil Violation	CV	11	▲	+10.0%	+1
	Show Cause	SC	11	▲	+120.0%	+6
	Total			297	▲	17.4%
Traffic	Infraction	I	1,343	▼	-24.2%	-429
	Misdemeanor	M	710	▼	-6.0%	-45
	Capias	CA	30	▼	-11.8%	-4
	Show Cause	SC	19	▼	-26.9%	-7
	Civil Violation	CV	4	▲	-	+4
	Felony	F	4	▼	-20.0%	-1
	Total			2,110	▼	-18.6%
Civil	Warrant in Debt	WD	134	▲	+55.8%	+48
	Garnishment	GA	76	▲	+40.7%	+22
	Admin License	AL	26	▲	+116.7%	+14
	Preliminary Protective Order	PP	17	▲	+240.0%	+12
	Other	OT	15	▲	+7.1%	+1
	Unlawful Detainer	UD	10	▼	-16.7%	-2
	Protective Order	PO	5	↔	-	-
	Abstract	AJ	4	▲	+100.0%	+2
	Interrogatory	IN	4	▲	-	+4
	Impoundment	IM	3	▼	-78.6%	-11
	Show Cause	SC	3	▲	+50.0%	+1
	Detinue	DT	2	▲	-	+2
	Motion for Judgment	MJ	1	↔	-	-
	Counter Claim	CC	0	▼	-100.0%	-1
	Total			300	▲	44.2%
Civil Commitments	Temporary Detention Order	TD	1	▼	-50.0%	-1
	Emergency Custody Order	EC	0	▼	-100.0%	-2
	Total		1	▼	-75.0%	-3
GRAND TOTAL			2,708	▼	-11.4%	-349

Filings by Major Case Category**


Category	Summary	Change	% Change	Absolute Change
Felony	71	▼	-29.7%	-30
Garnishment	80	▲	+48.1%	+26
General Civil	142	▲	+54.3%	+50
Infraction/Civil Violation	1,358	▲	-23.8%	-424
Landlord /Tenant	10	▼	-16.7%	-2
Misdemeanor	890	▲	+0.7%	+6
Other	135	▲	+10.7%	+13
Protective Orders	22	▲	+120.0%	+12
GRAND TOTAL	2,708	▼	-11.4%	-349

* Compared to same time period as previous year

** Case Type Categories are defined in the 2017 Virginia Judicial Workload Assessment

Source: SCV-SQL-Information

CPSS - GCMS CASELOAD STATISTICS OF THE GENERAL DISTRICT COURTS
 January 2024 thru March 2024 Filings (Compared to January 2023 thru March 2023)

2024 Overall GRAND TOTAL		Distribution of Caseload			Change*		Percentage (%) of Caseload		
4,688 +567 		Criminal	703	15%	2.5% ▲	+17	Criminal	2023	2024
		Traffic	2,202	47%	26.8% ▲	+465	Traffic	16.6%	15.0%
		Civil	1,241	26%	11.5% ▲	+128	Civil	42.1%	47.0%
		Civil Commitments	542	12%	-7.4% ▼	-43	Civil Commitments	27.0%	26.5%
		GRAND TOTAL	4,688	100%	13.8% ▲	+567	GRAND TOTAL	14.2%	11.6%
							GRAND TOTAL	100%	100%

Filings by Division & Code

Division	Case Type Description	Code	Summary	Change	% Change	Absolute Change
Criminal	Misdemeanor	M	398	▲	+2.8%	+11
	Felony	F	166	▲	+14.5%	+21
	Capias	CA	85	▲	+13.3%	+10
	Show Cause	SC	33	▼	-36.5%	-19
	Civil Violation	CV	12	▼	-29.4%	-5
	Motion	MO	9	▼	-10.0%	-1
	Total			703	▲	2.5%
Traffic	Infraction	I	1,689	▲	+31.1%	+401
	Misdemeanor	M	463	▲	+13.8%	+56
	Show Cause	SC	23	▲	+27.8%	+5
	Capias	CA	13	↔	-	-
	Civil Violation	CV	7	▲	-	+7
	Felony	F	7	▼	-30.0%	-3
	Restricted Operators License	RL	0	▼	-100.0%	-1
Total			2,202	▲	26.8%	+465
Civil	Warrant in Debt	WD	433	▲	+48.8%	+142
	Unlawful Detainer	UD	345	▲	+8.8%	+28
	Garnishment	GA	263	▲	+6.5%	+16
	Other	OT	66	▲	-29.0%	-27
	Preliminary Protective Order	PP	30	▼	-3.2%	-1
	Protective Order	PO	23	▼	-23.3%	-7
	Admin License	AL	22	▼	-47.6%	-20
	Interrogatory	IN	19	▲	+111.1%	+10
	Impoundment	IM	13	▲	+30.0%	+3
	Show Cause	SC	8	▲	+100.0%	+4
	Abstract	AJ	7	▼	-41.7%	-5
	Motion for Judgment	MJ	4	▼	-66.7%	-8
	Detinue	DT	3	▼	-40.0%	-2
	Tenants Assertion	TA	3	▼	-62.5%	-5
	Overweight	OC	1	▲	-	+1
	Petition-Restore Arms	PR	1	▲	-	+1
Counter Claim	CC	0	▼	-100.0%	-2	
Total			1,241	▲	11.5%	+128
Civil Commitments	Mental Commitment	MC	324	▼	-13.1%	-49
	Other	OT	158	▲	+8.2%	+12
	Temporary Detention Order	TD	46	▼	-19.3%	-11
	Emergency Custody Order	EC	14	▲	+55.6%	+5
Total			542	▼	-7.4%	-43
GRAND TOTAL			4,688	▲	13.8%	+567

Filings by Major Case Category**

Category	Summary	Change	% Change	Absolute Change
Felony	173	▼	+11.6%	+18
Garnishment	282	▲	+10.2%	+26
General Civil	450	▲	+44.2%	+138
Infraction/Civil Violation	1,709	▲	+31.0%	+404
Involuntary Civil Commitments	158	▲	+8.2%	+12
Landlord /Tenant	348	▼	+7.1%	+23

* Compared to same time period as previous year


** Case Type Categories are defined in the 2017 Virginia Judicial Workload Assessment

CPSS - GCMS CASELOAD STATISTICS OF THE GENERAL DISTRICT COURTS
 January 2024 thru March 2024 Filings (Compared to January 2023 thru March 2023)

Misdemeanor	861	▼	+8.3%	+66
Other	654	▼	-14.6%	-112
Protective Orders	53	▼	-13.1%	-8
GRAND TOTAL	4,688	▲	13.8%	+567

* Compared to same time period as previous year

** Case Type Categories are defined in the 2017 Virginia Judicial Workload Assessment
 Source: SCV-SQL-Information

2024 Overall GRAND TOTAL	Distribution of Caseload	Change*	Percentage (%) of Caseload
5,782 +1,669	Criminal 659 11%	3.6% ▲ +23	Criminal 15.5% 11.4%
	Traffic 4,141 72%	61.3% ▲ +1,573	Traffic 62.4% 71.6%
	Civil 956 17%	7.5% ▲ +67	Civil 21.6% 16.5%
	Civil Commitments 26 0%	30.0% ▲ +6	Civil Commitments 0.5% 0.4%
	GRAND TOTAL 5,782 100%	40.6% ▲ +1,669	GRAND TOTAL 100% 100%

Filings by Division & Code

Division	Case Type Description	Code	Summary	Change	% Change	Absolute Change
Criminal	Misdemeanor	M	375	▼	-0.3%	-1
	Felony	F	188	▲	+22.1%	+34
	Capias	CA	67	▲	+19.6%	+11
	Show Cause	SC	16	▼	-46.7%	-14
	Civil Violation	CV	13	▼	-35.0%	-7
	Total			659	▲	3.6%
Traffic	Infraction	I	3,267	▲	+64.7%	+1,283
	Misdemeanor	M	856	▲	+56.2%	+308
	Capias	CA	8	▼	-42.9%	-6
	Felony	F	7	▼	-46.2%	-6
	Show Cause	SC	3	▼	-66.7%	-6
	Total			4,141	▲	61.3%
Civil	Warrant in Debt	WD	322	▲	+11.8%	+34
	Garnishment	GA	236	▼	-6.0%	-15
	Unlawful Detainer	UD	223	▲	+7.2%	+15
	Other	OT	51	▲	+37.8%	+14
	Admin License	AL	31	▲	+29.2%	+7
	Preliminary Protective Order	PP	21	▲	+40.0%	+6
	Impoundment	IM	16	▲	+14.3%	+2
	Abstract	AJ	14	▲	+100.0%	+7
	Protective Order	PO	14	▼	-12.5%	-2
	Interrogatory	IN	8	▲	+700.0%	+7
	Motion for Judgment	MJ	6	▼	-33.3%	-3
	Detinue	DT	4	▲	-	+4
	Show Cause	SC	4	▼	-20.0%	-1
	Zoning Violation	ZO	4	▼	-55.6%	-5
	Counter Claim	CC	1	↔	-	-
	Petition-Restore Arms	PR	1	↔	-	-
	Capias	CA	0	▼	-100.0%	-1
	Restricted Operators License	RL	0	▼	-100.0%	-1
	Tenants Assertion	TA	0	▼	-100.0%	-1
	Total			956	▲	7.5%
Civil Commitments	Temporary Detention Order	TD	16	▲	+33.3%	+4
	Emergency Custody Order	EC	7	▲	+16.7%	+1
	Medical Emergency Temporary Detention Order	MT	3	▲	+50.0%	+1
	Total			26	▲	30.0%
GRAND TOTAL			5,782	▲	40.6%	+1,669

Filings by Major Case Category**

Category	Summary	Change	% Change	Absolute Change
Felony	195	▼	+16.8%	+28
Garnishment	244	▲	-3.2%	-8
General Civil	339	▲	+11.1%	+34
Infraction/Civil Violation	3,280	▲	+63.7%	+1,276
Landlord /Tenant	223	▼	+6.7%	+14
Misdemeanor	1,235	▼	+32.2%	+301
Other	231	▲	+9.5%	+20

* Compared to same time period as previous year



** Case Type Categories are defined in the 2017 Virginia Judicial Workload Assessment

CPSS - GCMS CASELOAD STATISTICS OF THE GENERAL DISTRICT COURTS
January 2024 thru March 2024 Filings (Compared to January 2023 thru March 2023)

Protective Orders	35	▲	+12.9%	+4
GRAND TOTAL	5,782	▲	40.6%	+1,669

* Compared to same time period as previous year

** Case Type Categories are defined in the 2017 Virginia Judicial Workload Assessment
Source: SCV-SQL-Information

2024 Overall GRAND TOTAL		Distribution of Caseload			Change*		Percentage (%) of Caseload		
935	+13	Criminal	120	13%	-36.8% ▼	-70	Criminal	2023	2024
		Traffic	578	62%	9.3% ▲	+49	Traffic	57.4%	61.8%
		Civil	233	25%	18.3% ▲	+36	Civil	21.4%	24.9%
		Civil Commitments	4	0%	-33.3% ▼	-2	Civil Commitments	0.7%	0.4%
		GRAND TOTAL	935	100%	1.4% ▲	+13	GRAND TOTAL	100%	100%

Filings by Division & Code


Division	Case Type Description	Code	Summary	Change	% Change	Absolute Change
Criminal	Misdemeanor	M	68	▼	-45.2%	-56
	Felony	F	19	▼	-29.6%	-8
	Capias	CA	16	↔		-
	Show Cause	SC	14	▼	-12.5%	-2
	Civil Violation	CV	3	▼	-57.1%	-4
	Total			120	▼	-36.8%
Traffic	Infraction	I	462	▲	+11.3%	+47
	Misdemeanor	M	105	▲	+18.0%	+16
	Show Cause	SC	6	▼	-33.3%	-3
	Felony	F	3	▼	-76.9%	-10
	Capias	CA	2	▼	-33.3%	-1
	Total			578	▲	9.3%
Civil	Warrant in Debt	WD	100	▲	+49.3%	+33
	Garnishment	GA	44	▼	-36.2%	-25
	Detinue	DT	31	▲	+287.5%	+23
	Protective Order	PO	13	▲	+85.7%	+6
	Preliminary Protective Order	PP	12	▲	+100.0%	+6
	Unlawful Detainer	UD	12	▼	-40.0%	-8
	Other	OT	10	▲	+42.9%	+3
	Admin License	AL	4	▼	-33.3%	-2
	Show Cause	SC	4	▲	+33.3%	+1
	Bond Forfeiture	BF	2	▲	+100.0%	+1
	Abstract	AJ	1	↔		-
	Impoundment	IM	0	▼	-100.0%	-2
	Total			233	▲	18.3%
Civil Commitments	Emergency Custody Order	EC	4	▲	+300.0%	+3
	Temporary Detention Order	TD	0	▼	-100.0%	-5
	Total		4	▼	-33.3%	-2
GRAND TOTAL			935	▲	1.4%	+13

Filings by Major Case Category**

Category	Summary	Change	% Change	Absolute Change	
Felony	22	▼	-45.0%	-18	
Garnishment	44	▼	-36.2%	-25	
General Civil	132	▲	+76.0%	+57	
Infraction/Civil Violation	465	▼	+10.2%	+43	
Landlord /Tenant	12	▼	-40.0%	-8	
Misdemeanor	173	▼	-18.8%	-40	
Other	62	▲	-11.4%	-8	
Protective Orders	25	▲	+92.3%	+12	
GRAND TOTAL		935	▲	1.4%	+13

* Compared to same time period as previous year

** Case Type Categories are defined in the 2017 Virginia Judicial Workload Assessment
 Source: SCV-SQL-Information

2024 Overall GRAND TOTAL	Distribution of Caseload	Change*	Percentage (%) of Caseload
1,038 +310	Criminal 109 11%	-21.6% ▼ -30	Criminal 19.1% 2023 10.5% 2024
	Traffic 730 70%	71.8% ▲ +305	Traffic 58.4% 2023 70.3% 2024
	Civil 192 18%	25.5% ▲ +39	Civil 21.0% 2023 18.5% 2024
	Civil Commitments 7 1%	-36.4% ▼ -4	Civil Commitments 1.5% 2023 0.7% 2024
	GRAND TOTAL 1,038 100%	42.6% ▲ +310	GRAND TOTAL 100% 2023 100% 2024

Filings by Division & Code


Division	Case Type Description	Code	Summary	Change	% Change	Absolute Change
Criminal	Misdemeanor	M	69	▼	-14.8%	-12
	Felony	F	25	▼	-21.9%	-7
	Show Cause	SC	7	▼	-53.3%	-8
	Capias	CA	6	▼	-25.0%	-2
	Civil Violation	CV	2	▼	-33.3%	-1
	Total			109	▼	-21.6%
Traffic	Infraction	I	587	▲	+64.9%	+231
	Misdemeanor	M	138	▲	+100.0%	+69
	Show Cause	SC	3	▲	-	+3
	Capias	CA	1	▲	-	+1
	Felony	F	1	▲	-	+1
	Total			730	▲	71.8%
Civil	Warrant in Debt	WD	85	▲	+57.4%	+31
	Garnishment	GA	44	▲	+18.9%	+7
	Impoundment	IM	17	▲	+142.9%	+10
	Other	OT	11	▼	-21.4%	-3
	Preliminary Protective Order	PP	9	▲	+50.0%	+3
	Unlawful Detainer	UD	8	▼	-61.9%	-13
	Admin License	AL	7	▲	+75.0%	+3
	Protective Order	PO	7	▲	+133.3%	+4
	Detinue	DT	2	↔	-	-
	Show Cause	SC	2	▼	-50.0%	-2
	Overweight	OC	0	▼	-100.0%	-1
	Total			192	▲	25.5%
Civil Commitments	Temporary Detention Order	TD	6	▼	-25.0%	-2
	Emergency Custody Order	EC	1	▼	-50.0%	-1
	Petition	PT	0	▼	-100.0%	-1
Total			7	▼	-36.4%	-4
GRAND TOTAL			1,038	▲	42.6%	+310

Filings by Major Case Category**

Category	Summary	Change	% Change	Absolute Change
Felony	26	▲	-18.8%	-6
Garnishment	44	▲	+18.9%	+7
General Civil	88	▲	+51.7%	+30
Infraction/Civil Violation	589	▼	+63.6%	+229
Involuntary Civil Commitments	0	▼	-100.0%	-1
Landlord /Tenant	8	▼	-61.9%	-13
Misdemeanor	207	▲	+38.0%	+57
Other	60	▲	-	0
Protective Orders	16	▲	+77.8%	+7
GRAND TOTAL	1,038	▲	42.6%	+310

* Compared to same time period as previous year

** Case Type Categories are defined in the 2017 Virginia Judicial Workload Assessment
 Source: SCV-SQL-Information

2024 Overall GRAND TOTAL		Distribution of Caseload		Change*		Percentage (%) of Caseload		
987	-314	Criminal	94 10%	-8.7% ▼	-9	Criminal	2023 7.9%	2024 9.5%
		Traffic	755 76%	-26.3% ▼	-270	Traffic	78.8%	76.5%
2024		Civil	133 13%	-21.8% ▼	-37	Civil	13.1%	13.5%
2023		Civil Commitments	5 1%	66.7% ▲	+2	Civil Commitments	0.2%	0.5%
		GRAND TOTAL	987 100%	-24.1% ▼	-314	GRAND TOTAL	100%	100%

Filings by Division & Code

Division	Case Type Description	Code	Summary	Change	% Change	Absolute Change
Criminal	Felony	F	43	▲	+79.2%	+19
	Misdemeanor	M	40	▼	-37.5%	-24
	Show Cause	SC	6	▼	-33.3%	-3
	Civil Violation	CV	3	▲	-	+3
	Capias	CA	2	▼	-66.7%	-4
	Total			94	▼	-8.7%
Traffic	Infraction	I	624	▼	-29.2%	-257
	Misdemeanor	M	119	▼	-11.9%	-16
	Show Cause	SC	7	▲	+40.0%	+2
	Felony	F	3	▲	+50.0%	+1
	Capias	CA	2	↔	-	-
	Total			755	▼	-26.3%
Civil	Warrant in Debt	WD	62	▼	-13.9%	-10
	Garnishment	GA	35	▼	-2.8%	-1
	Other	OT	14	▼	-17.6%	-3
	Unlawful Detainer	UD	7	▼	-63.2%	-12
	Admin License	AL	3	▲	+50.0%	+1
	Preliminary Protective Order	PP	3	▼	-62.5%	-5
	Protective Order	PO	3	▼	-66.7%	-6
	Bond Forfeiture	BF	2	▲	-	+2
	Detinue	DT	2	▲	-	+2
	Impoundment	IM	2	▼	-60.0%	-3
	Interrogatory	IN	0	▼	-100.0%	-2
	Total			133	▼	-21.8%
Civil Commitments	Temporary Detention Order	TD	4	▲	+33.3%	+1
	Emergency Custody Order	EC	1	▲	-	+1
	Total		5	▲	66.7%	+2
GRAND TOTAL			987	▼	-24.1%	-314

Filings by Major Case Category**



Category	Summary	Change	% Change	Absolute Change	
Felony	46	▲	+76.9%	+20	
Garnishment	35	▼	-7.9%	-3	
General Civil	65	▲	-11.0%	-8	
Infraction/Civil Violation	627	▲	-28.8%	-254	
Landlord /Tenant	7	▼	-63.2%	-12	
Misdemeanor	159	▼	-20.1%	-40	
Other	42	▲	-12.5%	-6	
Protective Orders	6	▼	-64.7%	-11	
GRAND TOTAL		987	▼	-24.1%	-314

* Compared to same time period as previous year

** Case Type Categories are defined in the 2017 Virginia Judicial Workload Assessment
 Source: SCV-SQL-Information

CPSS - GCMS CASELOAD STATISTICS OF THE GENERAL DISTRICT COURTS

January 2024 thru March 2024 Filings (Compared to January 2023 thru March 2023)

2024 Overall GRAND TOTAL		Distribution of Caseload			Change*		Percentage (%) of Caseload		
790	-132	Criminal	66	8%	11.9% ▲	+7	Criminal	2023 6.4%	2024 8.4%
		Traffic	594	75%	-21.2% ▼	-160	Traffic	81.8%	75.2%
		Civil	126	16%	18.9% ▲	+20	Civil	11.5%	15.9%
		Civil Commitments	4	1%	33.3% ▲	+1	Civil Commitments	0.3%	0.5%
		GRAND TOTAL	790	100%	-14.3% ▼	-132	GRAND TOTAL	100%	100%

Filings by Division & Code

Division	Case Type Description	Code	Summary	Change	% Change	Absolute Change
Criminal	Misdemeanor	M	49	▲	+53.1%	+17
	Felony	F	12	▼	-29.4%	-5
	Show Cause	SC	4	↔		-
	Capias	CA	1	▼	-80.0%	-4
	Civil Violation	CV	0	▼	-100.0%	-1
	Total		66	▲	11.9%	+7
Traffic	Infraction	I	505	▼	-21.7%	-140
	Misdemeanor	M	84	▼	-18.4%	-19
	Show Cause	SC	3	▼	-40.0%	-2
	Capias	CA	2	▲	+100.0%	+1
	Total		594	▼	-21.2%	-160
Civil	Warrant in Debt	WD	55	▲	+71.9%	+23
	Garnishment	GA	36	▼	-14.3%	-6
	Other	OT	11	▲	+266.7%	+8
	Preliminary Protective Order	PP	9	▼	-10.0%	-1
	Unlawful Detainer	UD	6	▼	-25.0%	-2
	Admin License	AL	2	▲	-	+2
	Protective Order	PO	2	↔		-
	Abstract	AJ	1	▲	-	+1
	Detinue	DT	1	↔		-
	Interrogatory	IN	1	↔		-
	Restricted Operators License	RL	1	▲	-	+1
	Show Cause	SC	1	▲	-	+1
	Impoundment	IM	0	▼	-100.0%	-7
		Total		126	▲	18.9%
Civil Commitments	Temporary Detention Order	TD	3	↔		-
	Emergency Custody Order	EC	1	▲	-	+1
	Total		4	▲	33.3%	+1
GRAND TOTAL			790	▼	-14.3%	-132

Filings by Major Case Category**

Category	Summary	Change	% Change	Absolute Change
Felony	12	▼	-29.4%	-5
Garnishment	37	▼	-14.0%	-6
General Civil	56	▼	+64.7%	+22
Infraction/Civil Violation	505	▼	-21.8%	-141
Landlord /Tenant	6	▼	-25.0%	-2
Misdemeanor	134	▲	-0.7%	-1
Other	29	▲	+7.4%	+2
Protective Orders	11	▼	-8.3%	-1
GRAND TOTAL	790	▼	-14.3%	-132

* Compared to same time period as previous year



** Case Type Categories are defined in the 2017 Virginia Judicial Workload Assessment

CPSS - GCMS CASELOAD STATISTICS OF THE GENERAL DISTRICT COURTS

January 2024 thru March 2024 Filings (Compared to January 2023 thru March 2023)

Halifax

District: 10 FIPS: 083

2024 Overall GRAND TOTAL		Distribution of Caseload			Change*		Percentage (%) of Caseload		
2,552	+402	Criminal	404	16%	-4.9% ▼	-21	Criminal	2023	2024
		Traffic	1,635	64%	33.5% ▲	+410	Traffic	19.8%	15.8%
		Civil	484	19%	1.5% ▲	+7	Civil	57.0%	64.1%
		Civil Commitments	29	1%	26.1% ▲	+6	Civil Commitments	22.2%	19.0%
		GRAND TOTAL	2,552	100%	18.7% ▲	+402	GRAND TOTAL	100%	100%

Filings by Division & Code

Division	Case Type Description	Code	Summary	Change	% Change	Absolute Change
Criminal	Misdemeanor	M	245	▲	+6.5%	+15
	Felony	F	88	▼	-15.4%	-16
	Capias	CA	30	▼	-14.3%	-5
	Show Cause	SC	27	▼	-27.0%	-10
	Civil Violation	CV	12	▼	-29.4%	-5
	Restricted Operators License	RL	2	↔		-
	Total			404	▼	-4.9%
Traffic	Infraction	I	1,311	▲	+34.0%	+333
	Misdemeanor	M	294	▲	+37.4%	+80
	Show Cause	SC	17	▲	+41.7%	+5
	Capias	CA	9	▼	-18.2%	-2
	Restricted Operators License	RL	2	↔		-
	Civil Violation	CV	1	▲	-	+1
	Felony	F	1	▼	-87.5%	-7
Total			1,635	▲	33.5%	+410
Civil	Warrant in Debt	WD	212	▼	-0.5%	-1
	Garnishment	GA	142	▲	+14.5%	+18
	Other	OT	35	▲	+20.7%	+6
	Admin License	AL	27	▲	+42.1%	+8
	Unlawful Detainer	UD	26	▼	-35.0%	-14
	Detinue	DT	15	▼	-21.1%	-4
	Preliminary Protective Order	PP	11	▼	-35.3%	-6
	Protective Order	PO	6	↔		-
	Impoundment	IM	4	▲	+100.0%	+2
	Bond Forfeiture	BF	3	▼	-40.0%	-2
	Show Cause	SC	3	▲	-	+3
	Abstract	AJ	0	▼	-100.0%	-3
Total			484	▲	1.5%	+7
Civil Commitments	Temporary Detention Order	TD	17	▲	+70.0%	+7
	Emergency Custody Order	EC	11	▼	-15.4%	-2
	Mental Commitment	MC	1	▲	-	+1
Total			29	▲	26.1%	+6
GRAND TOTAL			2,552	▲	18.7%	+402



Filings by Major Case Category**

Category	Summary	Change	% Change	Absolute Change
Felony	89	▼	-20.5%	-23
Garnishment	142	▲	+14.5%	+18
General Civil	230	▲	-1.3%	-3
Infraction/Civil Violation	1,324	▲	+33.1%	+329
Landlord /Tenant	26	▼	-35.0%	-14
Misdemeanor	543	▲	+21.2%	+95
Other	181	▲	+3.4%	+6
Protective Orders	17	▼	-26.1%	-6
GRAND TOTAL	2,552	▲	18.7%	+402

* Compared to same time period as previous year

** Case Type Categories are defined in the 2017 Virginia Judicial Workload Assessment

Source: SCV-SQL-Information

2024 Overall GRAND TOTAL		Distribution of Caseload			Change*		Percentage (%) of Caseload		
566	+113	Criminal	128	23%	88.2% ▲	+60	Criminal	2023	2024
		Traffic	306	54%	8.1% ▲	+23	Traffic	15.0%	22.6%
		Civil	131	23%	29.7% ▲	+30	Civil	62.5%	54.1%
		Civil Commitments	1	0%	0.0%	0	Civil Commitments	22.3%	23.1%
		GRAND TOTAL	566	100%	24.9% ▲	+113	GRAND TOTAL	100%	100%

Filings by Division & Code

Division	Case Type Description	Code	Summary	Change	% Change	Absolute Change
Criminal	Misdemeanor	M	86	▲	+132.4%	+49
	Felony	F	28	▲	+75.0%	+12
	Show Cause	SC	8	▲	+14.3%	+1
	Capias	CA	3	▼	-50.0%	-3
	Civil Violation	CV	3	▲	+50.0%	+1
	Total			128	▲	88.2%
Traffic	Infraction	I	238	▲	+14.4%	+30
	Misdemeanor	M	66	▼	-10.8%	-8
	Capias	CA	1	▲	-	+1
	Show Cause	SC	1	↔	-	-
	Total			306	▲	8.1%
Civil	Warrant in Debt	WD	63	▲	+117.2%	+34
	Garnishment	GA	29	▲	+3.6%	+1
	Other	OT	16	▲	+14.3%	+2
	Unlawful Detainer	UD	11	▼	-21.4%	-3
	Preliminary Protective Order	PP	5	▼	-16.7%	-1
	Protective Order	PO	4	▼	-20.0%	-1
	Interrogatory	IN	2	▲	-	+2
	Detinue	DT	1	▼	-50.0%	-1
	Abstract	AJ	0	▼	-100.0%	-1
	Admin License	AL	0	▼	-100.0%	-1
	Petition-Restore Arms	PR	0	▼	-100.0%	-1
	Total			131	▲	29.7%
Civil Commitments	Temporary Detention Order	TD	1	▲	-	+1
	Emergency Custody Order	EC	0	▼	-100.0%	-1
	Total			1		0.0%
GRAND TOTAL			566	▲	24.9%	+113



Filings by Major Case Category**

Category	Summary	Change	% Change	Absolute Change
Felony	28	▲	+75.0%	+12
Garnishment	31	▲	+10.7%	+3
General Civil	65	▲	+103.1%	+33
Infraction/Civil Violation	241	▲	+14.8%	+31
Landlord /Tenant	11	▼	-21.4%	-3
Misdemeanor	152	▲	+36.9%	+41
Other	29	▲	-6.5%	-2
Protective Orders	9	▼	-18.2%	-2
GRAND TOTAL	566	▲	24.9%	+113

* Compared to same time period as previous year

** Case Type Categories are defined in the 2017 Virginia Judicial Workload Assessment

Source: SCV-SQL-Information

2024 Overall GRAND TOTAL		Distribution of Caseload			Change*		Percentage (%) of Caseload			
3,725	+196	Criminal	327	9%	-14.4%	▼	-55	Criminal	2023 10.8%	2024 8.8%
		Traffic	2,869	77%	5.8%	▲	+158	Traffic	76.8%	77.0%
2024 		Civil	496	13%	20.1%	▲	+83	Civil	11.7%	13.3%
2023 		Civil Commitments	33	1%	43.5%	▲	+10	Civil Commitments	0.7%	0.9%
		GRAND TOTAL	3,725	100%	5.6%	▲	+196	GRAND TOTAL	100%	100%

Filings by Division & Code

Division	Case Type Description	Code	Summary	Change	% Change	Absolute Change
Criminal	Misdemeanor	M	202	▼	-5.6%	-12
	Felony	F	66	▼	-31.3%	-30
	Capias	CA	26	▲	+18.2%	+4
	Show Cause	SC	25	▼	-35.9%	-14
	Civil Violation	CV	8	▼	-27.3%	-3
	Total			327	▼	-14.4%
Traffic	Infraction	I	2,122	▲	+1.6%	+33
	Misdemeanor	M	728	▲	+18.8%	+115
	Show Cause	SC	10	▲	+233.3%	+7
	Capias	CA	5	▲	+25.0%	+1
	Felony	F	3	▲	+200.0%	+2
	Civil Violation	CV	1	↔		-
	Total			2,869	▲	5.8%
Civil	Warrant in Debt	WD	199	▲	+61.8%	+76
	Garnishment	GA	112	▲	+20.4%	+19
	Unlawful Detainer	UD	49	▼	-32.9%	-24
	Detinue	DT	42	▲	+7.7%	+3
	Other	OT	25	▲		-
	Bond Forfeiture	BF	15	↔		-
	Admin License	AL	14	▲	+27.3%	+3
	Preliminary Protective Order	PP	11	▼	-15.4%	-2
	Protective Order	PO	10	▲	+25.0%	+2
	Impoundment	IM	6	▲	+50.0%	+2
	Abstract	AJ	5	↔		-
	Motion for Judgment	MJ	4	▲	-	+4
	Interrogatory	IN	2	▼	-33.3%	-1
	Show Cause	SC	2	▲	-	+2
	Tenants Assertion	TA	0	▼	-100.0%	-1
Total			496	▲	20.1%	+83
Civil Commitments	Temporary Detention Order	TD	19	▲	+35.7%	+5
	Emergency Custody Order	EC	13	▲	+44.4%	+4
	Mental Commitment	MC	1	▲	-	+1
Total			33	▲	43.5%	+10
GRAND TOTAL			3,725	▲	5.6%	+196

Filings by Major Case Category**



Category	Summary	Change	% Change	Absolute Change
Felony	69	▲	-28.9%	-28
Garnishment	114	▼	+18.8%	+18
General Civil	247	▲	+52.5%	+85
Infraction/Civil Violation	2,131	▼	+1.4%	+30
Landlord /Tenant	49	▼	-33.8%	-25
Misdemeanor	930	▲	+12.5%	+103
Other	164	▲	+8.6%	+13
Protective Orders	21	▲		0
GRAND TOTAL	3,725	▲	5.6%	+196

* Compared to same time period as previous year

** Case Type Categories are defined in the 2017 Virginia Judicial Workload Assessment
 Source: SCV-SQL-Information

* Compared to same time period as previous year

** Case Type Categories are defined in the 2017 Virginia Judicial Workload Assessment
Source: SCV-SQL-Information

2024 Overall GRAND TOTAL		Distribution of Caseload			Change*		Percentage (%) of Caseload		
1,989	-393	Criminal	261	13%	7.4% ▲	+18	Criminal	2023	2024
		Traffic	1,284	65%	-27.0% ▼	-476	Traffic	10.2%	13.1%
		Civil	422	21%	18.5% ▲	+66	Civil	73.9%	64.6%
		Civil Commitments	22	1%	-4.3% ▼	-1	Civil Commitments	14.9%	21.2%
		GRAND TOTAL	1,989	100%	-16.5% ▼	-393	GRAND TOTAL	1.0%	1.1%
							GRAND TOTAL	100%	100%

Filings by Division & Code

Division	Case Type Description	Code	Summary	Change	% Change	Absolute Change
Criminal	Misdemeanor	M	161	▲	+23.8%	+31
	Felony	F	42	▼	-6.7%	-3
	Show Cause	SC	39	▼	-9.3%	-4
	Capias	CA	12	▼	-33.3%	-6
	Civil Violation	CV	7	↔		-
	Total			261	▲	7.4%
Traffic	Infraction	I	1,114	▼	-29.2%	-460
	Misdemeanor	M	162	▼	-9.5%	-17
	Felony	F	5	▲	-	+5
	Capias	CA	2	▼	-33.3%	-1
	Civil Violation	CV	1	▲	-	+1
	Show Cause	SC	0	▼	-100.0%	-4
	Total			1,284	▼	-27.0%
Civil	Warrant in Debt	WD	126	▲	+46.5%	+40
	Garnishment	GA	111	▲	+14.4%	+14
	Unlawful Detainer	UD	74	▼	-12.9%	-11
	Detinue	DT	44	▲	+12.8%	+5
	Other	OT	26	▼	+52.9%	+9
	Admin License	AL	22	↔		-
	Protective Order	PO	6	▲	+20.0%	+1
	Preliminary Protective Order	PP	5	▲	+25.0%	+1
	Show Cause	SC	3	▲	-	+3
	Abstract	AJ	2	▲	-	+2
	Interrogatory	IN	2	▲	-	+2
	Restricted Operators License	RL	1	▲	-	+1
	Impoundment	IM	0	▼	-100.0%	-1
	Total			422	▲	18.5%
Civil Commitments	Temporary Detention Order	TD	14	↔		-
	Emergency Custody Order	EC	7	▼	-12.5%	-1
	Medical Emergency Temporary Detention Order	MT	1	▲	-	+1
	Medical Emergency Custody Order	ME	0	▼	-100.0%	-1
	Total			22	▼	-4.3%
GRAND TOTAL			1,989	▼	-16.5%	-393

Filings by Major Case Category**

Category	Summary	Change	% Change	Absolute Change
Felony	47	▲	+4.4%	+2
Garnishment	113	▲	+16.5%	+16
General Civil	170	▼	+33.9%	+43
Infraction/Civil Violation	1,122	▲	-29.0%	-459
Landlord /Tenant	74	▼	-12.9%	-11
Misdemeanor	324	▲	+4.9%	+15
Other	128	▲	-0.8%	-1
Protective Orders	11	▲	+22.2%	+2
GRAND TOTAL		1,989	▼	-16.5%

* Compared to same time period as previous year

** Case Type Categories are defined in the 2017 Virginia Judicial Workload Assessment
 Source: SCV-SQL-Information

2024 Overall GRAND TOTAL		Distribution of Caseload			Change*		Percentage (%) of Caseload			
718	+64	Criminal	71	10%	-1.4%	▼	-1	Criminal	2023	2024
		Traffic	516	72%	14.7%	▲	+66	Traffic	11.0%	9.9%
2024		Civil	130	18%	1.6%	▲	+2	Civil	68.8%	71.9%
2023		Civil Commitments	1	0%	-75.0%	▼	-3	Civil Commitments	19.6%	18.1%
		GRAND TOTAL	718	100%	9.8%	▲	+64	GRAND TOTAL	100%	100%

Filings by Division & Code



Division	Case Type Description	Code	Summary	Change	% Change	Absolute Change	
Criminal	Misdemeanor	M	33	▼	-35.3%	-18	
	Felony	F	20	▲	+53.8%	+7	
	Capias	CA	8	▲	+166.7%	+5	
	Show Cause	SC	8	▲	+300.0%	+6	
	Civil Violation	CV	2	▼	-33.3%	-1	
	Total			71	▼	-1.4%	-1
Traffic	Infraction	I	376	▲	+16.0%	+52	
	Misdemeanor	M	125	▲	+6.8%	+8	
	Show Cause	SC	8	▲	+60.0%	+3	
	Capias	CA	4	▲	+33.3%	+1	
	Felony	F	2	▲	+100.0%	+1	
	Restricted Operators License	RL	1	▲	-	+1	
	Total			516	▲	14.7%	+66
Civil	Warrant in Debt	WD	65	▲	+32.7%	+16	
	Garnishment	GA	40	▲	+2.6%	+1	
	Admin License	AL	8	▼	-42.9%	-6	
	Unlawful Detainer	UD	6	▼	-33.3%	-3	
	Abstract	AJ	3	▲	+50.0%	+1	
	Detinue	DT	2	▲	-	+2	
	Impoundment	IM	2	▼	-33.3%	-1	
	Other	OT	2	▼	-66.7%	-4	
	Protective Order	PO	2	▲	-	+2	
	Interrogatory	IN	0	▼	-100.0%	-1	
	Preliminary Protective Order	PP	0	▼	-100.0%	-3	
	Show Cause	SC	0	▼	-100.0%	-2	
	Total			130	▲	1.6%	+2
	Civil Commitments	Temporary Detention Order	TD	1	▼	-50.0%	-1
Emergency Custody Order		EC	0	▼	-100.0%	-2	
Total				1	▼	-75.0%	-3
GRAND TOTAL			718	▲	9.8%	+64	

Filings by Major Case Category**

Category	Summary	Change	% Change	Absolute Change
Felony	22	▲	+57.1%	+8
Garnishment	40	▼		0
General Civil	67	▲	+36.7%	+18
Infraction/Civil Violation	378	▼	+15.6%	+51
Landlord /Tenant	6	▼	-33.3%	-3
Misdemeanor	159	▲	-5.4%	-9
Other	44	▲		0
Protective Orders	2	▲	-33.3%	-1
GRAND TOTAL	718	▲	9.8%	+64

* Compared to same time period as previous year

** Case Type Categories are defined in the 2017 Virginia Judicial Workload Assessment

2024 Overall GRAND TOTAL		Distribution of Caseload			Change*		Percentage (%) of Caseload		
3,622	+494	Criminal	290	8%	10.7% ▲	+28	Criminal	2023	2024
		Traffic	2,668	74%	18.9% ▲	+425	Traffic	8.4%	8.0%
		Civil	457	13%	-0.4% ▼	-2	Civil	71.7%	73.7%
		Civil Commitments	207	6%	26.2% ▲	+43	Civil Commitments	14.7%	12.6%
		GRAND TOTAL	3,622	100%	15.8% ▲	+494	GRAND TOTAL	5.2%	5.7%
							GRAND TOTAL	100%	100%

Filings by Division & Code

Division	Case Type Description	Code	Summary	Change	% Change	Absolute Change
Criminal	Misdemeanor	M	160	▼	-4.8%	-8
	Felony	F	72	▲	+18.0%	+11
	Capias	CA	42	▲	+162.5%	+26
	Civil Violation	CV	9	▼	-35.7%	-5
	Show Cause	SC	7	▲	+133.3%	+4
	Total			290	▲	10.7%
Traffic	Infraction	I	1,928	▲	+20.7%	+331
	Misdemeanor	M	700	▲	+11.1%	+70
	Capias	CA	40	▲	+207.7%	+27
	Restricted Operators License	RL	0	▼	-100.0%	-2
	Show Cause	SC	0	▼	-100.0%	-1
	Total			2,668	▲	18.9%
Civil	Warrant in Debt	WD	182	▲	+13.8%	+22
	Garnishment	GA	156	▲	+12.2%	+17
	Unlawful Detainer	UD	60	▼	-29.4%	-25
	Other	OT	22	▼	-21.4%	-6
	Protective Order	PO	7	▲	+40.0%	+2
	Admin License	AL	5	▼	-50.0%	-5
	Show Cause	SC	5	▼	-50.0%	-5
	Detinue	DT	4	▲	+33.3%	+1
	Motion for Judgment	MJ	4	▲	+100.0%	+2
	Preliminary Protective Order	PP	4	▼	-66.7%	-8
	Abstract	AJ	3	↔		-
	Impoundment	IM	2	▲	-	+2
	Interrogatory-Not	IC	2	▲	-	+2
	Petition-Restore Arms	PR	1	▼	-50.0%	-1
	Total			457	▼	-0.4%
Civil Commitments	Other	OT	108	▲	+36.7%	+29
	Mental Commitment	MC	76	▲	+28.8%	+17
	Temporary Detention Order	TD	12	▲	+1,100.0%	+11
	Emergency Custody Order	EC	11	▼	-56.0%	-14
	Total			207	▲	26.2%
GRAND TOTAL			3,622	▲	15.8%	+494

Filings by Major Case Category**

Category	Summary	Change	% Change	Absolute Change
Felony	72	▲	+18.0%	+11
Garnishment	156	▲	+12.2%	+17
General Civil	191	▲	+14.4%	+24
Infraction/Civil Violation	1,937	▼	+20.2%	+326
Involuntary Civil Commitments	108	▲	+36.7%	+29
Landlord /Tenant	60	▼	-29.4%	-25
Misdemeanor	860	▼	+7.5%	+60
Other	227	▲	+34.3%	+58
Protective Orders	11	▼	-35.3%	-6
GRAND TOTAL	3,622	▲	15.8%	+494

* Compared to same time period as previous year

** Case Type Categories are defined in the 2017 Virginia Judicial Workload Assessment



Source: SCV-SQL-Information

* Compared to same time period as previous year

** Case Type Categories are defined in the 2017 Virginia Judicial Workload Assessment
Source: SCV-SQL-Information

CPSS - GCMS CASELOAD STATISTICS OF THE GENERAL DISTRICT COURTS

January 2024 thru March 2024 Filings (Compared to January 2023 thru March 2023)

2024 Overall GRAND TOTAL		Distribution of Caseload		Change*		Percentage (%) of Caseload			
1,261	+169	Criminal	154	12%	-4.9% ▼	-8	Criminal	2023	2024
		Traffic	758	60%	25.1% ▲	+152	Traffic	14.8%	12.2%
		Civil	212	17%	2.4% ▲	+5	Civil	55.5%	60.1%
		Civil Commitments	137	11%	17.1% ▲	+20	Civil Commitments	19.0%	16.8%
		GRAND TOTAL	1,261	100%	15.5% ▲	+169	GRAND TOTAL	100%	100%

Filings by Division & Code

Division	Case Type Description	Code	Summary	Change	% Change	Absolute Change
Criminal	Misdemeanor	M	94	▲	+8.0%	+7
	Felony	F	39	▼	-18.8%	-9
	Show Cause	SC	12	▲	+9.1%	+1
	Capias	CA	7	↔	-	-
	Civil Violation	CV	2	▼	-77.8%	-7
	Total			154	▼	-4.9%
Traffic	Infraction	I	601	▲	+28.1%	+132
	Misdemeanor	M	149	▲	+21.1%	+26
	Capias	CA	4	↔	-	-
	Show Cause	SC	3	▼	-66.7%	-6
	Felony	F	1	↔	-	-
	Total			758	▲	25.1%
Civil	Warrant in Debt	WD	88	▲	+44.3%	+27
	Garnishment	GA	43	▼	-29.5%	-18
	Unlawful Detainer	UD	25	▼	-40.5%	-17
	Detinue	DT	23	▲	+53.3%	+8
	Other	OT	12	▼	+9.1%	+1
	Protective Order	PO	9	▲	+200.0%	+6
	Preliminary Protective Order	PP	5	↔	-	-
	Abstract	AJ	2	▲	-	+2
	Admin License	AL	2	▼	-50.0%	-2
	Show Cause	SC	2	↔	-	-
	Bond Forfeiture	BF	1	▲	-	+1
	Interrogatory	IN	0	▼	-100.0%	-2
	Tenants Assertion	TA	0	▼	-100.0%	-1
	Total			212	▲	2.4%
Civil Commitments	Mental Commitment	MC	100	▼	-2.9%	-3
	Other	OT	23	▲	-	+23
	Temporary Detention Order	TD	10	↔	-	-
	Emergency Custody Order	EC	4	↔	-	-
	Total			137	▲	17.1%
GRAND TOTAL			1,261	▲	15.5%	+169

Filings by Major Case Category**

Category	Summary	Change	% Change	Absolute Change	
Felony	40	▼	-18.4%	-9	
Garnishment	43	▼	-31.7%	-20	
General Civil	111	▼	+44.2%	+34	
Infraction/Civil Violation	603	▼	+26.2%	+125	
Involuntary Civil Commitments	23	▲	-	+23	
Landlord /Tenant	25	▼	-41.9%	-18	
Misdemeanor	243	▲	+15.7%	+33	
Other	159	▲	-3.0%	-5	
Protective Orders	14	▲	+75.0%	+6	
GRAND TOTAL		1,261	▲	15.5%	+169

* Compared to same time period as previous year

** Case Type Categories are defined in the 2017 Virginia Judicial Workload Assessment

* Compared to same time period as previous year

** Case Type Categories are defined in the 2017 Virginia Judicial Workload Assessment
Source: SCV-SQL-Information

CPSS - GCMS CASELOAD STATISTICS OF THE GENERAL DISTRICT COURTS

January 2024 thru March 2024 Filings (Compared to January 2023 thru March 2023)

2024 Overall GRAND TOTAL		Distribution of Caseload			Change*		Percentage (%) of Caseload		
5,956 ⁺⁷² 	Criminal	753	13%	36.7% ▲	+202	Criminal	2023: 9.4%	2024: 12.6%	
	Traffic	2,157	36%	-15.3% ▼	-389	Traffic	43.3%	36.2%	
	Civil	2,091	35%	0.1% ▲	+2	Civil	35.5%	35.1%	
	Civil Commitments	955	16%	36.8% ▲	+257	Civil Commitments	11.9%	16.0%	
	GRAND TOTAL	5,956	100%	1.2% ▲	+72	GRAND TOTAL	100%	100%	

Filings by Division & Code

Division	Case Type Description	Code	Summary	Change	% Change	Absolute Change
Criminal	Misdemeanor	M	396	▲	+23.0%	+74
	Felony	F	187	▲	+30.8%	+44
	Capias	CA	103	▲	+83.9%	+47
	Show Cause	SC	61	▲	+177.3%	+39
	Civil Violation	CV	6	▼	-25.0%	-2
	Total			753	▲	36.7%
Traffic	Infraction	I	1,408	▼	-23.6%	-434
	Misdemeanor	M	687	▲	+5.5%	+36
	Felony	F	20	↔		-
	Capias	CA	19	▲	+72.7%	+8
	Restricted Operators License	RL	13	▲	+85.7%	+6
	Other	O	5	▼	-54.5%	-6
	Show Cause	SC	4	▲	+300.0%	+3
	Civil Violation	CV	1	▼	-66.7%	-2
Total			2,157	▼	-15.3%	-389
Civil	Unlawful Detainer	UD	803	▼	-14.8%	-140
	Garnishment	GA	600	▲	+27.9%	+131
	Warrant in Debt	WD	476	▲	+7.9%	+35
	Other	OT	52	▼	-29.7%	-22
	Bond Forfeiture	BF	33	▲	+266.7%	+24
	Preliminary Protective Order	PP	31	▲	+29.2%	+7
	Show Cause	SC	24	▼	-29.4%	-10
	Protective Order	PO	21	▲	+110.0%	+11
	Detinue	DT	15	▼	-55.9%	-19
	Abstract	AJ	10	▼	-56.5%	-13
	Interrogatory	IN	9	▲	-	+9
	Motion for Judgment	MJ	9	▼	-35.7%	-5
	Admin License	AL	4	↔		-
	Petition-Restore Arms	PR	2	▼	-66.7%	-4
	Counter Claim	CC	1	↔		-
	Tenants Assertion	TA	1	▼	-50.0%	-1
Mechanic's Lien	ML	0	▼	-100.0%	-1	
Total			2,091	▲	0.1%	+2
Civil Commitments	Mental Commitment	MC	631	▲	+29.0%	+142
	Other	OT	256	▲	+44.6%	+79
	Temporary Detention Order	TD	41	▲	+86.4%	+19
	Emergency Custody Order	EC	25	▲	+150.0%	+15
	Medical Emergency Temporary Detention Order	MT	2	▲	-	+2
Total			955	▲	36.8%	+257
GRAND TOTAL			5,956	▲	1.2%	+72

Filings by Major Case Category**

Category	Summary	Change	% Change	Absolute Change
Felony	207	▲	+27.0%	+44
Garnishment	609	▲	+29.9%	+140
General Civil	504	▼	-1.0%	-5
Infraction/Civil Violation	1,420	▼	-23.8%	-444
Involuntary Civil Commitments	256	▲	+44.6%	+79

* Compared to same time period as previous year

** Case Type Categories are defined in the 2017 Virginia Judicial Workload Assessment

CPSS - GCMS CASELOAD STATISTICS OF THE GENERAL DISTRICT COURTS

January 2024 thru March 2024 Filings (Compared to January 2023 thru March 2023)

Petersburg

District: 11 FIPS: 730

Landlord /Tenant	804	▼	-14.9%	-141
Misdemeanor	1,096	▲	+11.8%	+116
Other	1,008	▲	+35.7%	+265
Protective Orders	52	▲	+52.9%	+18
GRAND TOTAL	5,956	▲	1.2%	+72

* Compared to same time period as previous year

** Case Type Categories are defined in the 2017 Virginia Judicial Workload Assessment
Source: SCV-SQL-Information

2024 Overall GRAND TOTAL	Distribution of Caseload	Change*	Percentage (%) of Caseload
1,287 +272	Criminal 172 13%	-9.9% ▼ -19	Criminal 18.8% 13.4%
2024	Traffic 849 66%	39.6% ▲ +241	Traffic 59.9% 66.0%
2023	Civil 263 20%	28.9% ▲ +59	Civil 20.1% 20.4%
	Civil Commitments 3 0%	-75.0% ▼ -9	Civil Commitments 1.2% 0.2%
	GRAND TOTAL 1,287 100%	26.8% ▲ +272	GRAND TOTAL 100% 100%

Filings by Division & Code

Division	Case Type Description	Code	Summary	Change	% Change	Absolute Change
Criminal	Misdemeanor	M	93	▼	-2.1%	-2
	Felony	F	46	▼	-9.8%	-5
	Show Cause	SC	14	▼	-33.3%	-7
	Civil Violation	CV	12	▲	+50.0%	+4
	Capias	CA	7	▼	-56.3%	-9
	Total			172	▼	-9.9%
Traffic	Infraction	I	702	▲	+38.7%	+196
	Misdemeanor	M	135	▲	+50.0%	+45
	Show Cause	SC	7	▼	-12.5%	-1
	Capias	CA	5	▲	+25.0%	+1
	Total			849	▲	39.6%
Civil	Warrant in Debt	WD	157	▲	+118.1%	+85
	Garnishment	GA	48	▼	-11.1%	-6
	Admin License	AL	15	▲	+50.0%	+5
	Impoundment	IM	9	↔		-
	Other	OT	8	▲	+33.3%	+2
	Preliminary Protective Order	PP	8	▲	+300.0%	+6
	Unlawful Detainer	UD	8	▼	-57.9%	-11
	Protective Order	PO	6	▲	+50.0%	+2
	Detinue	DT	3	▲	-	+3
	Abstract	AJ	1	↔		-
	Interrogatory-Not	IC	0	▼	-100.0%	-1
	Motion for Judgment	MJ	0	▼	-100.0%	-4
	Tenants Assertion	TA	0	▼	-100.0%	-1
	Zoning Violation	ZO	0	▼	-100.0%	-21
	Total			263	▲	28.9%
Civil Commitments	Temporary Detention Order	TD	2	▼	-75.0%	-6
	Emergency Custody Order	EC	1	▼	-50.0%	-1
	Other	OT	0	▼	-100.0%	-2
Total			3	▼	-75.0%	-9
GRAND TOTAL			1,287	▲	26.8%	+272

Filings by Major Case Category**

Category	Summary	Change	% Change	Absolute Change
Felony	46	▼	-9.8%	-5
Garnishment	48	▼	-11.1%	-6
General Civil	161	▲	+109.1%	+84
Infraction/Civil Violation	714	▲	+38.9%	+200
Involuntary Civil Commitments	0	▼	-100.0%	-2
Landlord /Tenant	8	▼	-60.0%	-12
Misdemeanor	228	▼	+10.7%	+22
Other	68	▼	-20.0%	-17
Protective Orders	14	▲	+133.3%	+8
GRAND TOTAL	1,287	▲	26.8%	+272

* Compared to same time period as previous year

** Case Type Categories are defined in the 2017 Virginia Judicial Workload Assessment
 Source: SCV-SQL-Information

CPSS - GCMS CASELOAD STATISTICS OF THE GENERAL DISTRICT COURTS

January 2024 thru March 2024 Filings (Compared to January 2023 thru March 2023)

2024 Overall GRAND TOTAL		Distribution of Caseload			Change*		Percentage (%) of Caseload			
19,596	-2,266	Criminal	2,756	14%	-8.1%	▼	-242	Criminal	2023: 13.7%	2024: 14.1%
		Traffic	7,672	39%	-29.0%	▼	-3,131	Traffic	49.4%	39.2%
2024		Civil	9,048	46%	14.2%	▲	+1,122	Civil	36.3%	46.2%
2023		Civil Commitments	120	1%	-11.1%	▼	-15	Civil Commitments	0.6%	0.6%
		GRAND TOTAL	19,596	100%	-10.4%	▼	-2,266	GRAND TOTAL	100%	100%

Filings by Division & Code

Division	Case Type Description	Code	Summary	Change	% Change	Absolute Change
Criminal	Misdemeanor	M	1,472	▲	+1.9%	+27
	Felony	F	851	▼	-16.6%	-169
	Capias	CA	283	▼	-25.3%	-96
	Show Cause	SC	119	▲	+12.3%	+13
	Civil Violation	CV	25	▼	-43.2%	-19
	Motion	MO	5	▲	+25.0%	+1
	Restricted Operators License	RL	1	▲	-	+1
	Total			2,756	▼	-8.1%
Traffic	Infraction	I	4,418	▼	-32.4%	-2,121
	Misdemeanor	M	2,686	▼	-24.7%	-880
	Capias	CA	202	▼	-34.8%	-108
	Show Cause	SC	154	▲	+4.1%	+6
	Felony	F	94	▼	-6.9%	-7
	Motion	MO	54	▼	-15.6%	-10
	Civil Violation	CV	43	▼	-20.4%	-11
	Restricted Operators License	RL	21	▲	+5.0%	+1
	Other	O	0	▼	-100.0%	-1
Total			7,672	▼	-29.0%	-3,131
Civil	Warrant in Debt	WD	3,746	▲	+37.6%	+1,024
	Garnishment	GA	2,202	▲	+0.7%	+15
	Unlawful Detainer	UD	2,094	▲	+7.2%	+140
	Other	OT	229	▲	-3.0%	-7
	Admin License	AL	138	▼	-30.3%	-60
	Preliminary Protective Order	PP	124	▼	-0.8%	-1
	Protective Order	PO	114	▲	+4.6%	+5
	Show Cause	SC	110	▲	+4.8%	+5
	Abstract	AJ	63	▼	-19.2%	-15
	Motion for Judgment	MJ	60	▲	+53.8%	+21
	Interrogatory	IN	54	▲	+50.0%	+18
	Bond Forfeiture	BF	31	▼	-38.0%	-19
	Impoundment	IM	23	▲	+43.8%	+7
	Detinue	DT	22	▼	-35.3%	-12
	Interrogatory-Not	IC	13	▲	+44.4%	+4
	Capias	CA	8	↔	-	-
	Counter Claim	CC	6	▼	-40.0%	-4
	Tenants Assertion	TA	5	▲	+25.0%	+1
	Petition-Restore Arms	PR	4	▼	-20.0%	-1
	Petition to Require Blood Test	BT	1	▲	-	+1
Third Party Claim	TH	1	▲	-	+1	
Cross Claim	CR	0	▼	-100.0%	-1	
Total			9,048	▲	14.2%	+1,122
Civil Commitments	Temporary Detention Order	TD	89	▲	+7.2%	+6
	Emergency Custody Order	EC	28	▼	-44.0%	-22
	Mental Commitment	MC	2	▲	-	+2
	Medical Emergency Temporary Detention Order	MT	1	▲	-	+1
	Medical Emergency Custody Order	ME	0	▼	-100.0%	-2
Total			120	▼	-11.1%	-15
GRAND TOTAL			19,596	▼	-10.4%	-2,266

* Compared to same time period as previous year


** Case Type Categories are defined in the 2017 Virginia Judicial Workload Assessment

Filings by Major Case Category**

Category	Summary	Change	% Change	Absolute Change
Felony	945	▼	-15.7%	-176
Garnishment	2,256	▲	+1.5%	+33
General Civil	3,904	▲	+37.5%	+1,065
Infraction/Civil Violation	4,486	▼	-32.4%	-2,152
Landlord /Tenant	2,099	▲	+7.2%	+141
Misdemeanor	4,180	▲	-16.9%	-851
Other	1,488	▲	-18.2%	-330
Protective Orders	238	▲	+1.7%	+4
GRAND TOTAL	19,596	▼	-10.4%	-2,266

* Compared to same time period as previous year

** Case Type Categories are defined in the 2017 Virginia Judicial Workload Assessment
 Source: SCV-SQL-Information

2024 Overall GRAND TOTAL		Distribution of Caseload			Change*		Percentage (%) of Caseload		
2,028	-489	Criminal	563	28%	-9.5% ▼	-59	Criminal	2023 24.7%	2024 27.8%
		Traffic	839	41%	-30.0% ▼	-360	Traffic	47.6%	41.4%
2024		Civil	608	30%	-11.2% ▼	-77	Civil	27.2%	30.0%
2023		Civil Commitments	18	1%	63.6% ▲	+7	Civil Commitments	0.4%	0.9%
		GRAND TOTAL	2,028	100%	-19.4% ▼	-489	GRAND TOTAL	100%	100%

Filings by Division & Code


Division	Case Type Description	Code	Summary	Change	% Change	Absolute Change
Criminal	Misdemeanor	M	290	▼	-4.3%	-13
	Felony	F	146	▼	-12.6%	-21
	Capias	CA	80	▼	-25.2%	-27
	Show Cause	SC	34	↔		-
	Civil Violation	CV	13	▲	+18.2%	+2
	Total			563	▼	-9.5%
Traffic	Infraction	I	571	▼	-35.4%	-313
	Misdemeanor	M	235	▼	-18.4%	-53
	Capias	CA	21	▲	+10.5%	+2
	Show Cause	SC	7	▲	+75.0%	+3
	Felony	F	4	▲	+33.3%	+1
	Other	O	1	↔		-
	Total			839	▼	-30.0%
Civil	Warrant in Debt	WD	231	▼	-18.7%	-53
	Garnishment	GA	161	▼	-11.5%	-21
	Unlawful Detainer	UD	149	▲	+15.5%	+20
	Other	OT	16	▲	-20.0%	-4
	Admin License	AL	11	▼	-35.3%	-6
	Preliminary Protective Order	PP	7	▼	-22.2%	-2
	Protective Order	PO	7	▼	-12.5%	-1
	Motion for Judgment	MJ	6	▲	+500.0%	+5
	Bond Forfeiture	BF	5	↔		-
	Detinue	DT	5	▼	-61.5%	-8
	Impoundment	IM	3	↔		-
	Interrogatory	IN	3	▲	-	+3
	Abstract	AJ	2	▼	-80.0%	-8
	Show Cause	SC	1	▼	-75.0%	-3
	Tenants Assertion	TA	1	▲	-	+1
Total			608	▼	-11.2%	-77
Civil Commitments	Temporary Detention Order	TD	11	▲	+83.3%	+5
	Emergency Custody Order	EC	7	▲	+40.0%	+2
	Total			18	▲	63.6%
GRAND TOTAL			2,028	▼	-19.4%	-489

Filings by Major Case Category**

Category	Summary	Change	% Change	Absolute Change
Felony	150	▲	-11.8%	-20
Garnishment	164	▲	-9.9%	-18
General Civil	243	▲	-18.5%	-55
Infraction/Civil Violation	585	▼	-34.7%	-311
Landlord /Tenant	150	▲	+16.3%	+21
Misdemeanor	525	▼	-11.2%	-66
Other	197	▼	-15.8%	-37
Protective Orders	14	▼	-17.6%	-3
GRAND TOTAL	2,028	▼	-19.4%	-489

* Compared to same time period as previous year

** Case Type Categories are defined in the 2017 Virginia Judicial Workload Assessment

2024 Overall GRAND TOTAL		Distribution of Caseload			Change*		Percentage (%) of Caseload		
24,700	+6,286	Criminal	2,204	9%	-9.9% ▼	-243	Criminal	2023	2024
		Traffic	10,270	42%	89.0% ▲	+4,836	Traffic	13.3%	8.9%
2024		Civil	11,432	46%	15.8% ▲	+1,560	Civil	29.5%	41.6%
2023		Civil Commitments	794	3%	20.1% ▲	+133	Civil Commitments	53.6%	46.3%
		GRAND TOTAL	24,700	100%	34.1% ▲	+6,286	GRAND TOTAL	3.6%	3.2%
							GRAND TOTAL	100%	100%

Filings by Division & Code

Division	Case Type Description	Code	Summary	Change	% Change	Absolute Change
Criminal	Misdemeanor	M	1,299	▼	-2.7%	-36
	Felony	F	575	▼	-21.0%	-153
	Capias	CA	244	▼	+18.4%	+38
	Show Cause	SC	61	▼	-20.8%	-16
	Civil Violation	CV	25	▼	-75.2%	-76
	Total			2,204	▼	-9.9%
Traffic	Infraction	I	7,875	▲	+128.7%	+4,432
	Misdemeanor	M	2,110	▲	+28.4%	+467
	Other	O	128	▼	-40.5%	-87
	Capias	CA	56	▼	+14.3%	+7
	Felony	F	53	▲	+60.6%	+20
	Show Cause	SC	31	▼	+19.2%	+5
	Restricted Operators License	RL	17	▼	-32.0%	-8
	Total			10,270	▲	89.0%
Civil	Warrant in Debt	WD	3,641	▼	+26.2%	+756
	Unlawful Detainer	UD	3,559	▲	+4.2%	+145
	Garnishment	GA	3,152	▲	+24.7%	+624
	Other	OT	370	▲	-9.8%	-40
	Motion for Judgment	MJ	131	▼	+12.0%	+14
	Show Cause	SC	123	▲	-0.8%	-1
	Preliminary Protective Order	PP	122	▼	-1.6%	-2
	Detinue	DT	93	▲	+19.2%	+15
	Interrogatory	IN	62	▲	+463.6%	+51
	Protective Order	PO	43	▼	+30.3%	+10
	Admin License	AL	40	▼	-4.8%	-2
	Abstract	AJ	38	▼	-24.0%	-12
	Tenants Assertion	TA	25	▼	-16.7%	-5
	Counter Claim	CC	13	▲	+30.0%	+3
	Interrogatory-Not	IC	8	▲	+300.0%	+6
	Petition-Restore Arms	PR	6	▲	+20.0%	+1
	Impoundment	IM	3	▲	-	+3
	Capias	CA	2	▼	-50.0%	-2
	Mechanic's Lien	ML	1	▲	-	+1
	Bond Forfeiture	BF	0	▼	-100.0%	-3
	Restricted Operators License	RL	0	▼	-100.0%	-2
Total			11,432	▲	15.8%	+1,560
Civil Commitments	Mental Commitment	MC	429	▲	+19.8%	+71
	Temporary Detention Order	TD	323	▲	+21.4%	+57
	Emergency Custody Order	EC	42	▲	+13.5%	+5
	Total			794	▲	20.1%
GRAND TOTAL			24,700	▲	34.1%	+6,286

Filings by Major Case Category**

Category	Summary	Change	% Change	Absolute Change
Felony	628	▲	-17.5%	-133
Garnishment	3,214	▲	+26.6%	+675
General Civil	4,048	▲	+22.7%	+748
Infraction/Civil Violation	8,028	▲	+113.6%	+4,269

* Compared to same time period as previous year

** Case Type Categories are defined in the 2017 Virginia Judicial Workload Assessment

CPSS - GCMS CASELOAD STATISTICS OF THE GENERAL DISTRICT COURTS

January 2024 thru March 2024 Filings (Compared to January 2023 thru March 2023)

Richmond

District: 13 FIPS: 760



Landlord /Tenant	3,584	▲	+4.1%	+140
Misdemeanor	3,426	▼	+14.0%	+421
Other	1,607	▲	+10.9%	+158
Protective Orders	165	▼	+5.1%	+8
GRAND TOTAL	24,700	▲	34.1%	+6,286

* Compared to same time period as previous year

** Case Type Categories are defined in the 2017 Virginia Judicial Workload Assessment
Source: SCV-SQL-Information

CPSS - GCMS CASELOAD STATISTICS OF THE GENERAL DISTRICT COURTS

January 2024 thru March 2024 Filings (Compared to January 2023 thru March 2023)

2024 Overall GRAND TOTAL		Distribution of Caseload			Change*		Percentage (%) of Caseload		
27,443	+2,131	Criminal	3,360	12%	6.2% ▲	+196	Criminal	2023	2024
		Traffic	14,034	51%	7.5% ▲	+977	Traffic	12.5%	12.2%
		Civil	9,771	36%	11.1% ▲	+976	Civil	51.6%	51.1%
		Civil Commitments	278	1%	-6.1% ▼	-18	Civil Commitments	34.7%	35.6%
		GRAND TOTAL	27,443	100%	8.4% ▲	+2,131	GRAND TOTAL	1.2%	1.0%
							GRAND TOTAL	100%	100%

Filings by Division & Code

Division	Case Type Description	Code	Summary	Change	% Change	Absolute Change
Criminal	Misdemeanor	M	1,736	▲	+2.8%	+47
	Felony	F	1,035	▲	+12.4%	+114
	Capias	CA	409	▲	+7.6%	+29
	Show Cause	SC	133	▼	-1.5%	-2
	Civil Violation	CV	47	▲	+20.5%	+8
	Total			3,360	▲	6.2%
Traffic	Infraction	I	10,763	▲	+6.1%	+621
	Misdemeanor	M	3,095	▲	+13.8%	+375
	Capias	CA	94	▲	+6.8%	+6
	Show Cause	SC	35	▼	-5.4%	-2
	Felony	F	27	▼	-46.0%	-23
	Restricted Operators License	RL	20	▲	+11.1%	+2
	Civil Violation	CV	0	▼	-100.0%	-2
	Total			14,034	▲	7.5%
Civil	Warrant in Debt	WD	3,661	▲	+15.1%	+481
	Unlawful Detainer	UD	2,898	▲	+10.2%	+269
	Garnishment	GA	2,440	▲	+6.7%	+154
	Admin License	AL	125	▲	+12.6%	+14
	Preliminary Protective Order	PP	115	▲	+69.1%	+47
	Protective Order	PO	94	▲	+62.1%	+36
	Other	OT	91	▲	+3.4%	+3
	Abstract	AJ	75	▼	-40.9%	-52
	Motion for Judgment	MJ	67	▲	+36.7%	+18
	Detinue	DT	61	▲	+22.0%	+11
	Show Cause	SC	32	▼	-28.9%	-13
	Interrogatory	IN	26	▼	-3.7%	-1
	Impoundment	IM	20	▲	+53.8%	+7
	Tenants Assertion	TA	17	▲	+30.8%	+4
	Bond Forfeiture	BF	15	▼	-25.0%	-5
	Counter Claim	CC	9	▼	-18.2%	-2
	Interrogatory-Not	IC	9	▲	+28.6%	+2
	Overweight	OC	9	▲	+125.0%	+5
	Petition-Restore Arms	PR	3	▼	-50.0%	-3
	Restricted Operators License	RL	2	▲	+100.0%	+1
	Cross Claim	CR	1	▲	-	+1
	Emergency Substantial Risk Order	SR	1	▲	-	+1
	Capias	CA	0	▼	-100.0%	-2
	Total			9,771	▲	11.1%
Civil Commitments	Temporary Detention Order	TD	153	▲	+5.5%	+8
	Mental Commitment	MC	103	▼	-12.0%	-14
	Emergency Custody Order	EC	17	↔	-	-
	Other	OT	3	▼	-80.0%	-12
	Medical Emergency Temporary Detention Order	MT	2	↔	-	-
Total			278	▼	-6.1%	-18
GRAND TOTAL			27,443	▲	8.4%	+2,131

* Compared to same time period as previous year

** Case Type Categories are defined in the 2017 Virginia Judicial Workload Assessment

CPSS - GCMS CASELOAD STATISTICS OF THE GENERAL DISTRICT COURTS
 January 2024 thru March 2024 Filings (Compared to January 2023 thru March 2023)

Filings by Major Case Category**

Category	Summary	Change	% Change	Absolute Change
Felony	1,062	▼	+9.4%	+91
Garnishment	2,466	▲	+6.6%	+153
General Civil	3,809	▲	+15.4%	+507
Infraction/Civil Violation	10,819	▲	+6.2%	+632
Involuntary Civil Commitments	3	▼	-80.0%	-12
Landlord /Tenant	2,915	▲	+10.3%	+273
Misdemeanor	4,853	▲	+9.6%	+425
New to Workload Study	1	▲	-	+1
Other	1,306	▲	-1.7%	-22
Protective Orders	209	▲	+65.9%	+83
GRAND TOTAL	27,443	▲	8.4%	+2,131

* Compared to same time period as previous year

** Case Type Categories are defined in the 2017 Virginia Judicial Workload Assessment
 Source: SCV-SQL-Information

2024 Overall GRAND TOTAL		Distribution of Caseload			Change*		Percentage (%) of Caseload		
2,544	+12	Criminal	371	15%	43.2% ▲	+112	Criminal	2023	2024
2024		Traffic	1,741	68%	-5.5% ▼	-102	Traffic	10.2%	14.6%
2023		Civil	413	16%	3.8% ▲	+15	Civil	72.8%	68.4%
		Civil Commitments	19	1%	-40.6% ▼	-13	Civil Commitments	15.7%	16.2%
		GRAND TOTAL	2,544	100%	0.5% ▲	+12	GRAND TOTAL	100%	100%

Filings by Division & Code



Division	Case Type Description	Code	Summary	Change	% Change	Absolute Change
Criminal	Misdemeanor	M	234	▲	+50.0%	+78
	Felony	F	85	▲	+25.0%	+17
	Capias	CA	41	▲	+41.4%	+12
	Show Cause	SC	6	▲	+100.0%	+3
	Civil Violation	CV	5	▲	+66.7%	+2
	Total			371	▲	43.2%
Traffic	Infraction	I	1,365	▼	-11.1%	-170
	Misdemeanor	M	343	▲	+20.8%	+59
	Capias	CA	18	▼	-14.3%	-3
	Felony	F	11	▲	+1,000.0%	+10
	Show Cause	SC	4	▲	+100.0%	+2
	Total			1,741	▼	-5.5%
Civil	Warrant in Debt	WD	209	▲	+6.6%	+13
	Garnishment	GA	103	▲	+13.2%	+12
	Unlawful Detainer	UD	34	▼	-24.4%	-11
	Other	OT	21	▲	-	-
	Protective Order	PO	10	▲	+42.9%	+3
	Preliminary Protective Order	PP	9	▼	-40.0%	-6
	Admin License	AL	8	▼	-11.1%	-1
	Abstract	AJ	6	▲	+50.0%	+2
	Show Cause	SC	5	▲	+66.7%	+2
	Detinue	DT	4	▲	+100.0%	+2
	Interrogatory	IN	2	▲	+100.0%	+1
	Capias	CA	1	▲	-	+1
	Petition-Restore Arms	PR	1	▲	-	+1
	Counter Claim	CC	0	▼	-100.0%	-1
	Impoundment	IM	0	▼	-100.0%	-3
Total			413	▲	3.8%	+15
Civil Commitments	Temporary Detention Order	TD	15	▼	-28.6%	-6
	Emergency Custody Order	EC	4	▼	-63.6%	-7
	Total			19	▼	-40.6%
GRAND TOTAL			2,544	▲	0.5%	+12

Filings by Major Case Category**

Category	Summary	Change	% Change	Absolute Change
Felony	96	▲	+39.1%	+27
Garnishment	105	▲	+14.1%	+13
General Civil	215	▲	+8.6%	+17
Infraction/Civil Violation	1,370	▲	-10.9%	-168
Landlord /Tenant	34	▼	-24.4%	-11
Misdemeanor	577	▲	+31.1%	+137
Other	128	▲	-	0
Protective Orders	19	▲	-13.6%	-3
GRAND TOTAL	2,544	▲	0.5%	+12

* Compared to same time period as previous year

** Case Type Categories are defined in the 2017 Virginia Judicial Workload Assessment

2024 Overall GRAND TOTAL		Distribution of Caseload			Change*		Percentage (%) of Caseload		
1,880	+478	Criminal	139	7%	10.3% ▲	+13	Criminal	2023	2024
		Traffic	1,485	79%	42.9% ▲	+446	Traffic	9.0%	7.4%
		Civil	250	13%	6.8% ▲	+16	Civil	74.1%	79.0%
		Civil Commitments	6	0%	100.0% ▲	+3	Civil Commitments	16.7%	13.3%
		GRAND TOTAL	1,880	100%	34.1% ▲	+478	GRAND TOTAL	100%	100%

Filings by Division & Code

Division	Case Type Description	Code	Summary	Change	% Change	Absolute Change
Criminal	Misdemeanor	M	109	▲	+19.8%	+18
	Felony	F	21	▼	-4.5%	-1
	Civil Violation	CV	4	↔		-
	Show Cause	SC	3	↔		-
	Capias	CA	2	▼	-66.7%	-4
	Total			139	▲	10.3%
Traffic	Infraction	I	1,263	▲	+41.0%	+367
	Misdemeanor	M	212	▲	+54.7%	+75
	Show Cause	SC	6	▲	-	+6
	Felony	F	2	▼	-50.0%	-2
	Capias	CA	1	↔		-
	Civil Violation	CV	1	↔		-
	Total			1,485	▲	42.9%
Civil	Warrant in Debt	WD	63	▼	-4.5%	-3
	Garnishment	GA	61	▲	+38.6%	+17
	Detinue	DT	54	▲	+22.7%	+10
	Unlawful Detainer	UD	26	▼	-31.6%	-12
	Other	OT	17	▲	+41.7%	+5
	Admin License	AL	8	▲	+100.0%	+4
	Impoundment	IM	8	▲	+60.0%	+3
	Protective Order	PO	7	▲	+40.0%	+2
	Abstract	AJ	3	▲	-	+3
	Counter Claim	CC	1	▲	-	+1
	Interrogatory	IN	1	▲	-	+1
	Show Cause	SC	1	▼	-93.8%	-15
	Total			250	▲	6.8%
Civil Commitments	Emergency Custody Order	EC	3	▲	+200.0%	+2
	Temporary Detention Order	TD	3	▲	+50.0%	+1
Total			6	▲	100.0%	+3
GRAND TOTAL			1,880	▲	34.1%	+478

Filings by Major Case Category**


Category	Summary	Change	% Change	Absolute Change
Felony	23	▼	-11.5%	-3
Garnishment	62	▲	+40.9%	+18
General Civil	120	▲	+8.1%	+9
Infraction/Civil Violation	1,268	▲	+40.7%	+367
Landlord /Tenant	26	▼	-31.6%	-12
Misdemeanor	321	▲	+40.8%	+93
Other	53	▲	+8.2%	+4
Protective Orders	7	▲	+40.0%	+2
GRAND TOTAL	1,880	▲	34.1%	+478

* Compared to same time period as previous year

** Case Type Categories are defined in the 2017 Virginia Judicial Workload Assessment

CPSS - GCMS CASELOAD STATISTICS OF THE GENERAL DISTRICT COURTS

January 2024 thru March 2024 Filings (Compared to January 2023 thru March 2023)

2024 Overall GRAND TOTAL		Distribution of Caseload			Change*		Percentage (%) of Caseload		
4,909 +445 	Criminal	776	16%	2.1% ▲	+16	Criminal	2023: 17.0%	2024: 15.8%	
	Traffic	2,096	43%	1.9% ▲	+39	Traffic	46.1%	42.7%	
	Civil	1,750	36%	32.3% ▲	+427	Civil	29.6%	35.6%	
	Civil Commitments	287	6%	-11.4% ▼	-37	Civil Commitments	7.3%	5.8%	
	GRAND TOTAL	4,909	100%	10.0% ▲	+445	GRAND TOTAL	100%	100%	

Filings by Division & Code

Division	Case Type Description	Code	Summary	Change	% Change	Absolute Change
Criminal	Misdemeanor	M	469	▲	+4.2%	+19
	Felony	F	181	▲	+2.3%	+4
	Capias	CA	72	▼	-2.7%	-2
	Show Cause	SC	35	▼	-7.9%	-3
	Civil Violation	CV	19	▼	-9.5%	-2
	Total			776	▲	2.1%
Traffic	Infraction	I	1,597	▼	-4.8%	-81
	Misdemeanor	M	436	▲	+22.5%	+80
	Capias	CA	38	▲	+123.5%	+21
	Felony	F	18	▲	+800.0%	+16
	Show Cause	SC	4	↔	-	-
	Restricted Operators License	RL	3	▲	-	+3
	Total			2,096	▲	1.9%
Civil	Warrant in Debt	WD	859	▲	+56.8%	+311
	Garnishment	GA	363	▲	+7.1%	+24
	Unlawful Detainer	UD	268	▲	+25.2%	+54
	Admin License	AL	53	▲	+43.2%	+16
	Bond Forfeiture	BF	48	▲	+71.4%	+20
	Other	OT	39	▼	-27.8%	-15
	Show Cause	SC	35	▲	+600.0%	+30
	Impoundment	IM	31	▲	+24.0%	+6
	Preliminary Protective Order	PP	17	▼	-43.3%	-13
	Abstract	AJ	13	▼	-7.1%	-1
	Detinue	DT	12	▼	-20.0%	-3
	Protective Order	PO	8	▼	-20.0%	-2
	Capias	CA	2	▲	-	+2
	Interrogatory	IN	2	▼	-33.3%	-1
	Tenants Assertion	TA	0	▼	-100.0%	-1
Total			1,750	▲	32.3%	+427
Civil Commitments	Mental Commitment	MC	172	▼	-11.3%	-22
	Other	OT	44	▲	+18.9%	+7
	Temporary Detention Order	TD	39	▼	-15.2%	-7
	Emergency Custody Order	EC	31	▼	-32.6%	-15
	Medical Emergency Temporary Detention Order	MT	1	▲	-	+1
	Petition	PT	0	▼	-100.0%	-1
Total			287	▼	-11.4%	-37
GRAND TOTAL			4,909	▲	10.0%	+445

Filings by Major Case Category**

Category	Summary	Change	% Change	Absolute Change
Felony	199	▲	+11.2%	+20
Garnishment	365	▼	+6.7%	+23
General Civil	884	▲	+52.4%	+304
Infraction/Civil Violation	1,616	▼	-4.9%	-83
Involuntary Civil Commitments	44	▼	+15.8%	+6
Landlord /Tenant	268	▼	+24.7%	+53
Misdemeanor	908	▲	+12.7%	+102

* Compared to same time period as previous year



** Case Type Categories are defined in the 2017 Virginia Judicial Workload Assessment

CPSS - GCMS CASELOAD STATISTICS OF THE GENERAL DISTRICT COURTS
January 2024 thru March 2024 Filings (Compared to January 2023 thru March 2023)

Other	600	▲	+6.2%	+35
Protective Orders	25	▼	-37.5%	-15
GRAND TOTAL	4,909	▲	10.0%	+445

* Compared to same time period as previous year

** Case Type Categories are defined in the 2017 Virginia Judicial Workload Assessment
Source: SCV-SQL-Information

2024 Overall GRAND TOTAL		Distribution of Caseload			Change*		Percentage (%) of Caseload		
6,117	+1,088	Criminal	907	15%	14.8% ▲	+117	Criminal	2023	2024
		Traffic	3,711	61%	26.4% ▲	+775	Traffic	15.7%	14.8%
		Civil	1,474	24%	15.7% ▲	+200	Civil	58.4%	60.7%
		Civil Commitments	25	0%	-13.8% ▼	-4	Civil Commitments	25.3%	24.1%
		GRAND TOTAL	6,117	100%	21.6% ▲	+1,088	GRAND TOTAL	0.6%	0.4%
							GRAND TOTAL	100%	100%

Filings by Division & Code

Division	Case Type Description	Code	Summary	Change	% Change	Absolute Change
Criminal	Misdemeanor	M	536	▲	+42.6%	+160
	Felony	F	243	▼	-11.0%	-30
	Capias	CA	76	↔		-
	Show Cause	SC	28	▼	-30.0%	-12
	Civil Violation	CV	24	▼	-4.0%	-1
	Total			907	▲	14.8%
Traffic	Infraction	I	2,391	▲	+22.9%	+446
	Misdemeanor	M	1,258	▲	+35.1%	+327
	Capias	CA	41	▲	+41.4%	+12
	Show Cause	SC	9	▲	+50.0%	+3
	Felony	F	6	▼	-50.0%	-6
	Restricted Operators License	RL	6	▼	-53.8%	-7
	Total			3,711	▲	26.4%
Civil	Warrant in Debt	WD	672	▲	+42.1%	+199
	Garnishment	GA	394	▼	-18.3%	-88
	Unlawful Detainer	UD	137	▲	+12.3%	+15
	Other	OT	41	▲	+57.7%	+15
	Admin License	AL	40	▲	+37.9%	+11
	Preliminary Protective Order	PP	36	▲	+71.4%	+15
	Bond Forfeiture	BF	33	▼	-15.4%	-6
	Show Cause	SC	32	▲	+33.3%	+8
	Protective Order	PO	26	▲	+52.9%	+9
	Impoundment	IM	21	▲	+50.0%	+7
	Abstract	AJ	13	▲	+44.4%	+4
	Interrogatory	IN	10	▲	+150.0%	+6
	Motion for Judgment	MJ	10	▲	+66.7%	+4
	Detinue	DT	7	▲	+40.0%	+2
	Tenants Assertion	TA	2	↔		-
	Counter Claim	CC	0	▼	-100.0%	-1
Total			1,474	▲	15.7%	+200
Civil Commitments	Temporary Detention Order	TD	16	▼	-27.3%	-6
	Emergency Custody Order	EC	6	▼	-14.3%	-1
	Mental Commitment	MC	3	▲	-	+3
Total			25	▼	-13.8%	-4
GRAND TOTAL			6,117	▲	21.6%	+1,088

Filings by Major Case Category**


Category	Summary	Change	% Change	Absolute Change
Felony	249	▼	-12.6%	-36
Garnishment	404	▲	-16.9%	-82
General Civil	696	▲	+42.6%	+208
Infraction/Civil Violation	2,415	▲	+22.6%	+445
Landlord /Tenant	139	▲	+12.1%	+15
Misdemeanor	1,800	▲	+36.4%	+480
Other	352	▲	+10.7%	+34
Protective Orders	62	▲	+63.2%	+24
GRAND TOTAL	6,117	▲	21.6%	+1,088

* Compared to same time period as previous year

** Case Type Categories are defined in the 2017 Virginia Judicial Workload Assessment

* Compared to same time period as previous year

** Case Type Categories are defined in the 2017 Virginia Judicial Workload Assessment
Source: SCV-SQL-Information

2024 Overall GRAND TOTAL		Distribution of Caseload			Change*		Percentage (%) of Caseload		
1,814	-718	Criminal	215	12%	-14.0% ▼	-35	Criminal	2023	2024
		Traffic	1,320	73%	-34.3% ▼	-689	Traffic	9.9%	11.9%
		Civil	270	15%	5.9% ▲	+15	Civil	79.3%	72.8%
		Civil Commitments	9	0%	-50.0% ▼	-9	Civil Commitments	10.1%	14.9%
		GRAND TOTAL	1,814	100%	-28.4% ▼	-718	GRAND TOTAL	0.7%	0.5%
							GRAND TOTAL	100%	100%

Filings by Division & Code

Division	Case Type Description	Code	Summary	Change	% Change	Absolute Change
Criminal	Misdemeanor	M	135	▼	-10.0%	-15
	Felony	F	30	▼	-40.0%	-20
	Civil Violation	CV	19	▼	-9.5%	-2
	Show Cause	SC	18	▲	+80.0%	+8
	Capias	CA	13	▼	-31.6%	-6
	Total			215	▼	-14.0%
Traffic	Infraction	I	1,070	▼	-38.2%	-661
	Misdemeanor	M	229	▼	-14.9%	-40
	Capias	CA	9	▲	+200.0%	+6
	Felony	F	8	▲	+60.0%	+3
	Show Cause	SC	2	▲	+100.0%	+1
	Civil Violation	CV	1	▲	-	+1
	Restricted Operators License	RL	1	▲	-	+1
	Total			1,320	▼	-34.3%
Civil	Warrant in Debt	WD	91	▲	+3.4%	+3
	Garnishment	GA	67	▲	+17.5%	+10
	Unlawful Detainer	UD	48	▲	+20.0%	+8
	Admin License	AL	24	▲	+4.3%	+1
	Overweight	OC	8	▲	+166.7%	+5
	Other	OT	7	▼	-50.0%	-7
	Impoundment	IM	5	▲	+25.0%	+1
	Preliminary Protective Order	PP	5	▼	-28.6%	-2
	Protective Order	PO	5	▲	+25.0%	+1
	Show Cause	SC	4	▼	-50.0%	-4
	Interrogatory	IN	3	↔	-	-
	Abstract	AJ	1	▲	-	+1
	Motion for Judgment	MJ	1	▲	-	+1
	Tenants Assertion	TA	1	▼	-50.0%	-1
	Detinue	DT	0	▼	-100.0%	-2
Total			270	▲	5.9%	+15
Civil Commitments	Temporary Detention Order	TD	6	▼	-57.1%	-8
	Emergency Custody Order	EC	3	▼	-25.0%	-1
	Total		9	▼	-50.0%	-9
GRAND TOTAL			1,814	▼	-28.4%	-718

Filings by Major Case Category**



Category	Summary	Change	% Change	Absolute Change
Felony	38	▲	-30.9%	-17
Garnishment	70	▲	+16.7%	+10
General Civil	93	▲	+1.1%	+1
Infraction/Civil Violation	1,098	▲	-37.4%	-657
Landlord /Tenant	49	▼	+16.7%	+7
Misdemeanor	365	▲	-12.9%	-54
Other	91	▲	-7.1%	-7
Protective Orders	10	▼	-9.1%	-1
GRAND TOTAL	1,814	▼	-28.4%	-718

* Compared to same time period as previous year

** Case Type Categories are defined in the 2017 Virginia Judicial Workload Assessment
 Source: SCV-SQL-Information

* Compared to same time period as previous year

** Case Type Categories are defined in the 2017 Virginia Judicial Workload Assessment
Source: SCV-SQL-Information

2024 Overall GRAND TOTAL		Distribution of Caseload		Change*		Percentage (%) of Caseload			
673	-122	Criminal	145	22%	29.5% ▲	+33	Criminal	2023 14.1%	2024 21.5%
		Traffic	357	53%	-33.8% ▼	-182	Traffic	67.8%	53.0%
		Civil	161	24%	30.9% ▲	+38	Civil	15.5%	23.9%
		Civil Commitments	10	1%	-52.4% ▼	-11	Civil Commitments	2.6%	1.5%
		GRAND TOTAL	673	100%	-15.3% ▼	-122	GRAND TOTAL	100%	100%

Filings by Division & Code

Division	Case Type Description	Code	Summary	Change	% Change	Absolute Change
Criminal	Misdemeanor	M	111	▲	+42.3%	+33
	Felony	F	23	▲	+76.9%	+10
	Show Cause	SC	5	▼	-54.5%	-6
	Capias	CA	3	▼	-62.5%	-5
	Civil Violation	CV	3	▲	+50.0%	+1
	Total			145	▲	29.5%
Traffic	Infraction	I	297	▼	-34.1%	-154
	Misdemeanor	M	55	▼	-32.9%	-27
	Felony	F	3	▲	+50.0%	+1
	Restricted Operators License	RL	1	↔		-
	Show Cause	SC	1	↔		-
	Capias	CA	0	▼	-100.0%	-2
	Total			357	▼	-33.8%
Civil	Warrant in Debt	WD	74	▲	+39.6%	+21
	Garnishment	GA	39	▲	+95.0%	+19
	Unlawful Detainer	UD	15	▼	-21.1%	-4
	Admin License	AL	11	▲	+22.2%	+2
	Detinue	DT	7	▲	-	+7
	Other	OT	5	▼	-58.3%	-7
	Interrogatory	IN	4	▲	+100.0%	+2
	Preliminary Protective Order	PP	3	▼	-40.0%	-2
	Abstract	AJ	1	▲	-	+1
	Capias	CA	1	▲	-	+1
	Impoundment	IM	1	▲	-	+1
	Overweight	OC	0	▼	-100.0%	-1
	Show Cause	SC	0	▼	-100.0%	-1
	Tenants Assertion	TA	0	▼	-100.0%	-1
	Total			161	▲	30.9%
Civil Commitments	Mental Commitment	MC	5	▼	-58.3%	-7
	Temporary Detention Order	TD	3	▼	-50.0%	-3
	Emergency Custody Order	EC	1	↔		-
	Other	OT	1	▼	-50.0%	-1
Total			10	▼	-52.4%	-11
GRAND TOTAL			673	▼	-15.3%	-122

Filings by Major Case Category**

Category	Summary	Change	% Change	Absolute Change
Felony	26	▲	+73.3%	+11
Garnishment	43	▲	+95.5%	+21
General Civil	82	▲	+51.9%	+28
Infraction/Civil Violation	300	▼	-33.9%	-154
Involuntary Civil Commitments	1	▼	-50.0%	-1
Landlord /Tenant	15	▼	-25.0%	-5
Misdemeanor	167	▲	+3.7%	+6
Other	36	▲	-41.9%	-26
Protective Orders	3	▼	-40.0%	-2

* Compared to same time period as previous year

** Case Type Categories are defined in the 2017 Virginia Judicial Workload Assessment

GRAND TOTAL

673





-15.3%

-122

* Compared to same time period as previous year

** Case Type Categories are defined in the 2017 Virginia Judicial Workload Assessment
Source: SCV-SQL-Information

2024 Overall GRAND TOTAL		Distribution of Caseload			Change*		Percentage (%) of Caseload		
485	-79	Criminal	89	18%	8.5% ▲	+7	Criminal	2023	2024
		Traffic	275	57%	-27.4% ▼	-104	Traffic	14.5%	18.4%
		Civil	118	24%	14.6% ▲	+15	Civil	67.2%	56.7%
		Civil Commitments	3	1%	- ▲	+3	Civil Commitments	18.3%	24.3%
		GRAND TOTAL	485	100%	-14.0% ▼	-79	GRAND TOTAL	0.0%	0.6%
							GRAND TOTAL	100%	100%

Filings by Division & Code

Division	Case Type Description	Code	Summary	Change	% Change	Absolute Change
Criminal	Misdemeanor	M	59	▲	+22.9%	+11
	Felony	F	21	▼	-8.7%	-2
	Show Cause	SC	6	▲	+100.0%	+3
	Capias	CA	1	▼	-85.7%	-6
	Civil Violation	CV	1	↔		-
	Motion	MO	1	▲	-	+1
	Total			89	▲	8.5%
Traffic	Infraction	I	196	▼	-37.4%	-117
	Misdemeanor	M	75	▲	+17.2%	+11
	Show Cause	SC	2	▲	-	+2
	Capias	CA	1	▲	-	+1
	Felony	F	1	↔		-
	Restricted Operators License	RL	0	▼	-100.0%	-1
	Total			275	▼	-27.4%
Civil	Warrant in Debt	WD	66	▲	+78.4%	+29
	Garnishment	GA	22	▼	-26.7%	-8
	Unlawful Detainer	UD	9	▼	-35.7%	-5
	Other	OT	6	↔	+50.0%	+2
	Protective Order	PO	5	▲	-	+5
	Interrogatory	IN	2	↔		-
	Preliminary Protective Order	PP	2	↔		-
	Abstract	AJ	1	▼	-66.7%	-2
	Admin License	AL	1	▼	-75.0%	-3
	Bond Forfeiture	BF	1	▼	-50.0%	-1
	Detinue	DT	1	↔		-
	Impoundment	IM	1	▼	-50.0%	-1
	Show Cause	SC	1	↔		-
	Tenants Assertion	TA	0	▼	-100.0%	-1
Total			118	▲	14.6%	+15
Civil Commitments	Temporary Detention Order	TD	3	▲	-	+3
Total			3	▲	-	+3
GRAND TOTAL			485	▼	-14.0%	-79



Filings by Major Case Category**

Category	Summary	Change	% Change	Absolute Change
Felony	22	▼	-8.3%	-2
Garnishment	24	▼	-25.0%	-8
General Civil	67	▼	+71.8%	+28
Infraction/Civil Violation	197	▼	-37.3%	-117
Landlord /Tenant	9	▼	-40.0%	-6
Misdemeanor	134	▼	+18.6%	+21
Other	25	▲		0
Protective Orders	7	▲	+250.0%	+5
GRAND TOTAL	485	▼	-14.0%	-79

* Compared to same time period as previous year

** Case Type Categories are defined in the 2017 Virginia Judicial Workload Assessment

Source: SCV-SQL-Information

2024 Overall GRAND TOTAL		Distribution of Caseload			Change*		Percentage (%) of Caseload		
584	-45	Criminal	123	21%	55.7% ▲	+44	Criminal	2023	2024
		Traffic	390	67%	-16.7% ▼	-78	Traffic	12.6%	21.1%
		Civil	69	12%	-10.4% ▼	-8	Civil	74.4%	66.8%
		Civil Commitments	2	0%	-60.0% ▼	-3	Civil Commitments	12.2%	11.8%
		GRAND TOTAL	584	100%	-7.2% ▼	-45	GRAND TOTAL	0.8%	0.3%
							GRAND TOTAL	100%	100%

Filings by Division & Code



Division	Case Type Description	Code	Summary	Change	% Change	Absolute Change
Criminal	Misdemeanor	M	73	▲	+62.2%	+28
	Felony	F	41	▲	+141.2%	+24
	Capias	CA	5	▼	-37.5%	-3
	Show Cause	SC	4	▲	+33.3%	+1
	Civil Violation	CV	0	▼	-100.0%	-6
	Total			123	▲	55.7%
Traffic	Infraction	I	327	▼	-18.9%	-76
	Misdemeanor	M	62	↔	-	-
	Felony	F	1	▲	-	+1
	Capias	CA	0	▼	-100.0%	-1
	Civil Violation	CV	0	▼	-100.0%	-1
	Show Cause	SC	0	▼	-100.0%	-1
	Total			390	▼	-16.7%
Civil	Warrant in Debt	WD	24	▼	-25.0%	-8
	Garnishment	GA	19	▲	+11.8%	+2
	Unlawful Detainer	UD	14	▲	+7.7%	+1
	Other	OT	4	▼	-42.9%	-3
	Admin License	AL	2	▼	-60.0%	-3
	Detinue	DT	2	▲	-	+2
	Preliminary Protective Order	PP	2	▼	-33.3%	-1
	Impoundment	IM	1	▲	-	+1
	Interrogatory	IN	1	▲	-	+1
Total			69	▼	-10.4%	-8
Civil Commitments	Temporary Detention Order	TD	2	▼	-60.0%	-3
	Total			2	▼	-60.0%
GRAND TOTAL			584	▼	-7.2%	-45

Filings by Major Case Category**

Category	Summary	Change	% Change	Absolute Change
Felony	42	▲	+147.1%	+25
Garnishment	20	▲	+17.6%	+3
General Civil	26	▲	-21.2%	-7
Infraction/Civil Violation	327	▼	-20.2%	-83
Landlord /Tenant	14	▲	+7.7%	+1
Misdemeanor	135	▲	+26.2%	+28
Other	18	▲	-37.9%	-11
Protective Orders	2	▼	-33.3%	-1
GRAND TOTAL	584	▼	-7.2%	-45

* Compared to same time period as previous year

** Case Type Categories are defined in the 2017 Virginia Judicial Workload Assessment
 Source: SCV-SQL-Information

2024 Overall GRAND TOTAL		Distribution of Caseload			Change*		Percentage (%) of Caseload		
6,554	+599	Criminal	967	15%	-4.8% ▼	-49	Criminal	2023 17.1%	2024 14.8%
		Traffic	3,204	49%	22.2% ▲	+582	Traffic	44.0%	48.9%
		Civil	2,280	35%	3.0% ▲	+67	Civil	37.2%	34.8%
		Civil Commitments	103	2%	-1.0% ▼	-1	Civil Commitments	1.7%	1.6%
		GRAND TOTAL	6,554	100%	10.1% ▲	+599	GRAND TOTAL	100%	100%

Filings by Division & Code

Division	Case Type Description	Code	Summary	Change	% Change	Absolute Change
Criminal	Misdemeanor	M	576	▲	+1.4%	+8
	Felony	F	264	▼	-16.5%	-52
	Capias	CA	96	▲	+6.7%	+6
	Show Cause	SC	16	▲	+6.7%	+1
	Civil Violation	CV	15	▼	-44.4%	-12
	Total			967	▼	-4.8%
Traffic	Infraction	I	2,480	▲	+31.4%	+592
	Misdemeanor	M	691	▼	-2.3%	-16
	Capias	CA	20	▲	+185.7%	+13
	Felony	F	11	▼	-31.3%	-5
	Show Cause	SC	2	▼	-33.3%	-1
	Civil Violation	CV	0	▼	-100.0%	-1
	Total			3,204	▲	22.2%
Civil	Warrant in Debt	WD	1,050	▲	+7.5%	+73
	Garnishment	GA	613	▲	+9.7%	+54
	Unlawful Detainer	UD	353	▲	+1.7%	+6
	Other	OT	46	▲	+24.3%	+9
	Show Cause	SC	39	▲	+129.4%	+22
	Preliminary Protective Order	PP	35	▼	-32.7%	-17
	Admin License	AL	30	▼	-38.8%	-19
	Detinue	DT	29	▼	-17.1%	-6
	Protective Order	PO	21	▼	-48.8%	-20
	Interrogatory	IN	20	▲	+66.7%	+8
	Abstract	AJ	17	▼	-48.5%	-16
	Motion for Judgment	MJ	15	↔		-
	Impoundment	IM	4	▼	-85.7%	-24
	Bond Forfeiture	BF	2	↔		-
	Capias	CA	2	▲	+100.0%	+1
	Counter Claim	CC	2	▼	-50.0%	-2
	Petition-Restore Arms	PR	1	↔		-
	Tenants Assertion	TA	1	▼	-50.0%	-1
	Cross Claim	CR	0	▼	-100.0%	-1
Total			2,280	▲	3.0%	+67
Civil Commitments	Temporary Detention Order	TD	58	▼	-7.9%	-5
	Emergency Custody Order	EC	24	▲	+41.2%	+7
	Mental Commitment	MC	19	▼	-5.0%	-1
	Other	OT	2	▼	-50.0%	-2
	Total			103	▼	-1.0%
GRAND TOTAL			6,554	▲	10.1%	+599

Filings by Major Case Category**

Category	Summary	Change	% Change	Absolute Change
Felony	275	▼	-17.2%	-57
Garnishment	633	▲	+10.9%	+62
General Civil	1,101	▲	+7.1%	+73
Infraction/Civil Violation	2,495	▼	+30.2%	+579
Involuntary Civil Commitments	2	▼	-50.0%	-2
Landlord /Tenant	354	▼	+1.4%	+5

* Compared to same time period as previous year

** Case Type Categories are defined in the 2017 Virginia Judicial Workload Assessment



CPSS - GCMS CASELOAD STATISTICS OF THE GENERAL DISTRICT COURTS

January 2024 thru March 2024 Filings (Compared to January 2023 thru March 2023)

Misdemeanor	1,267	▼	-0.6%	-8
Other	371	▲	-4.1%	-16
Protective Orders	56	▼	-39.8%	-37
GRAND TOTAL	6,554	▲	10.1%	+599

* Compared to same time period as previous year

** Case Type Categories are defined in the 2017 Virginia Judicial Workload Assessment
Source: SCV-SQL-Information

2024 Overall GRAND TOTAL		Distribution of Caseload			Change*		Percentage (%) of Caseload		
6,816	+131	Criminal	1,349	20%	-12.1% ▼	-186	Criminal	2023	2024
		Traffic	3,268	48%	-0.9% ▼	-31	Traffic	49.3%	47.9%
		Civil	2,162	32%	20.4% ▲	+366	Civil	26.9%	31.7%
		Civil Commitments	37	1%	-32.7% ▼	-18	Civil Commitments	0.8%	0.5%
		GRAND TOTAL	6,816	100%	2.0% ▲	+131	GRAND TOTAL	100%	100%

Filings by Division & Code

Division	Case Type Description	Code	Summary	Change	% Change	Absolute Change
Criminal	Misdemeanor	M	724	▼	-6.8%	-53
	Felony	F	417	▼	-22.1%	-118
	Capias	CA	147	▲	+13.1%	+17
	Civil Violation	CV	31	▼	-48.3%	-29
	Show Cause	SC	30	▼	-9.1%	-3
	Total			1,349	▼	-12.1%
Traffic	Infraction	I	2,416	▼	-0.1%	-3
	Misdemeanor	M	787	▼	-1.0%	-8
	Felony	F	36	▼	-16.3%	-7
	Capias	CA	21	▼	-25.0%	-7
	Civil Violation	CV	6	▼	-45.5%	-5
	Show Cause	SC	2	▼	-33.3%	-1
	Total			3,268	▼	-0.9%
Civil	Warrant in Debt	WD	853	▲	+25.3%	+172
	Garnishment	GA	537	▲	+40.9%	+156
	Unlawful Detainer	UD	377	▲	+13.6%	+45
	Show Cause	SC	63	▼	-4.5%	-3
	Other	OT	62	▲	+3.3%	+2
	Impoundment	IM	60	▼	-14.3%	-10
	Admin License	AL	53	▼	-35.4%	-29
	Preliminary Protective Order	PP	38	▲	+65.2%	+15
	Bond Forfeiture	BF	29	▲	+107.1%	+15
	Abstract	AJ	24	▼	-35.1%	-13
	Interrogatory	IN	21	▼	-16.0%	-4
	Motion for Judgment	MJ	14	▲	+250.0%	+10
	Protective Order	PO	14	▲	+55.6%	+5
	Tenants Assertion	TA	6	▲	+200.0%	+4
	Detinue	DT	4	▼	-20.0%	-1
	Capias	CA	3	▼	-25.0%	-1
	Zoning Violation	ZO	2	▲	-	+2
	Counter Claim	CC	1	↔	-	-
	Restricted Operators License	RL	1	▲	-	+1
Total			2,162	▲	20.4%	+366
Civil Commitments	Temporary Detention Order	TD	19	▼	-32.1%	-9
	Emergency Custody Order	EC	18	▼	-30.8%	-8
	Medical Emergency Temporary Detention Order	MT	0	▼	-100.0%	-1
	Total			37	▼	-32.7%
GRAND TOTAL			6,816	▲	2.0%	+131

Filings by Major Case Category**

Category	Summary	Change	% Change	Absolute Change
Felony	453	▼	-21.6%	-125
Garnishment	558	▲	+37.4%	+152
General Civil	894	▲	+26.8%	+189
Infraction/Civil Violation	2,453	▼	-1.5%	-37
Landlord /Tenant	383	▲	+14.7%	+49
Misdemeanor	1,514	▲	-3.7%	-58
Other	509	▼	-10.4%	-59

* Compared to same time period as previous year

** Case Type Categories are defined in the 2017 Virginia Judicial Workload Assessment

CPSS - GCMS CASELOAD STATISTICS OF THE GENERAL DISTRICT COURTS

January 2024 thru March 2024 Filings (Compared to January 2023 thru March 2023)



Stafford

District: 15 FIPS: 179

Protective Orders	52	▲	+62.5%	+20
<i>GRAND TOTAL</i>	<u>6,816</u>	▲	2.0%	+131

* Compared to same time period as previous year

** Case Type Categories are defined in the 2017 Virginia Judicial Workload Assessment
Source: SCV-SQL-Information

2024 Overall GRAND TOTAL		Distribution of Caseload			Change*		Percentage (%) of Caseload		
1,210	-67	Criminal	161	13%	42.5% ▲	+48	Criminal	2023	2024
		Traffic	771	64%	-19.7% ▼	-189	Traffic	8.8%	13.3%
		Civil	266	22%	38.5% ▲	+74	Civil	75.2%	63.7%
		Civil Commitments	12	1%	0.0%	0	Civil Commitments	15.0%	22.0%
		GRAND TOTAL	1,210	100%	-5.2% ▼	-67	GRAND TOTAL	100%	100%

Filings by Division & Code



Division	Case Type Description	Code	Summary	Change	% Change	Absolute Change	
Criminal	Misdemeanor	M	102	▲	+47.8%	+33	
	Felony	F	50	▲	+72.4%	+21	
	Capias	CA	5	▼	-16.7%	-1	
	Civil Violation	CV	2	▼	-66.7%	-4	
	Show Cause	SC	2	▼	-33.3%	-1	
	Total			161	▲	42.5%	+48
Traffic	Infraction	I	622	▼	-24.0%	-196	
	Misdemeanor	M	128	▲	+4.9%	+6	
	Capias	CA	6	▼	-25.0%	-2	
	Felony	F	6	▲	+50.0%	+2	
	Show Cause	SC	5	▼	-28.6%	-2	
	Civil Violation	CV	4	▲	+300.0%	+3	
	Total			771	▼	-19.7%	-189
Civil	Warrant in Debt	WD	111	▲	+50.0%	+37	
	Garnishment	GA	49	▼	-7.5%	-4	
	Unlawful Detainer	UD	36	▲	+80.0%	+16	
	Impoundment	IM	21	▲	+16.7%	+3	
	Other	OT	18	▲	+63.6%	+7	
	Admin License	AL	12	▲	+71.4%	+5	
	Protective Order	PO	11	▲	+266.7%	+8	
	Interrogatory	IN	4	▲	-	+4	
	Preliminary Protective Order	PP	2	▲	+100.0%	+1	
	Show Cause	SC	2	▲	-	+2	
	Abstract	AJ	0	▼	-100.0%	-4	
	Motion for Judgment	MJ	0	▼	-100.0%	-1	
	Total			266	▲	38.5%	+74
	Civil Commitments	Temporary Detention Order	TD	11	▲	+10.0%	+1
Emergency Custody Order		EC	1	▼	-50.0%	-1	
Total			12		0.0%	0	
GRAND TOTAL			1,210	▼	-5.2%	-67	

Filings by Major Case Category**

Category	Summary	Change	% Change	Absolute Change
Felony	56	▲	+69.7%	+23
Garnishment	53	▲		0
General Civil	114	▼	+46.2%	+36
Infraction/Civil Violation	628	▲	-23.9%	-197
Landlord /Tenant	36	▲	+80.0%	+16
Misdemeanor	230	▲	+20.4%	+39
Other	80	▲	+9.6%	+7
Protective Orders	13	▲	+225.0%	+9
GRAND TOTAL	1,210	▼	-5.2%	-67

* Compared to same time period as previous year

** Case Type Categories are defined in the 2017 Virginia Judicial Workload Assessment
 Source: SCV-SQL-Information

2024 Overall GRAND TOTAL		Distribution of Caseload			Change*		Percentage (%) of Caseload		
4,289	-488	Criminal	546	13%	4.6% ▲	+24	Criminal	2023	2024
		Traffic	2,190	51%	-21.0% ▼	-581	Traffic	10.9%	12.7%
		Civil	1,478	34%	4.3% ▲	+61	Civil	58.0%	51.1%
		Civil Commitments	75	2%	11.9% ▲	+8	Civil Commitments	29.7%	34.5%
		GRAND TOTAL	4,289	100%	-10.2% ▼	-488	GRAND TOTAL	100%	100%

Filings by Division & Code

Division	Case Type Description	Code	Summary	Change	% Change	Absolute Change
Criminal	Misdemeanor	M	299	▲	+7.2%	+20
	Felony	F	109	▼	-14.2%	-18
	Show Cause	SC	64	▲	+14.3%	+8
	Capias	CA	62	▲	+24.0%	+12
	Civil Violation	CV	12	▲	+20.0%	+2
	Total			546	▲	4.6%
Traffic	Infraction	I	1,747	▼	-22.0%	-492
	Misdemeanor	M	402	▼	-18.0%	-88
	Capias	CA	18	▼	-10.0%	-2
	Show Cause	SC	16	▲	+14.3%	+2
	Felony	F	5	▼	-28.6%	-2
	Civil Violation	CV	2	▲	+100.0%	+1
	Total			2,190	▼	-21.0%
Civil	Warrant in Debt	WD	563	▲	+22.7%	+104
	Garnishment	GA	360	▲	+26.8%	+76
	Unlawful Detainer	UD	334	▼	-6.2%	-22
	Other	OT	63	▼	-1.6%	-1
	Detinue	DT	38	▼	-55.3%	-47
	Preliminary Protective Order	PP	31	▼	-11.4%	-4
	Protective Order	PO	28	▼	-6.7%	-2
	Admin License	AL	25	▲	+56.3%	+9
	Interrogatory	IN	13	▼	-40.9%	-9
	Show Cause	SC	8	▼	-74.2%	-23
	Abstract	AJ	4	▼	-60.0%	-6
	Motion for Judgment	MJ	4	▼	-20.0%	-1
	Counter Claim	CC	2	▼	-60.0%	-3
	Distress Seizure	DS	1	▲	-	+1
	Impoundment	IM	1	▼	-88.9%	-8
	Petition to Require Blood Test	BT	1	▲	-	+1
	Petition-Restore Arms	PR	1	↔	-	-
	Tenants Assertion	TA	1	▼	-66.7%	-2
	Capias	CA	0	▼	-100.0%	-2
Total			1,478	▲	4.3%	+61
Civil Commitments	Temporary Detention Order	TD	48	▲	+9.1%	+4
	Emergency Custody Order	EC	26	▲	+13.0%	+3
	Mental Commitment	MC	1	▲	-	+1
Total			75	▲	11.9%	+8
GRAND TOTAL			4,289	▼	-10.2%	-488

Filings by Major Case Category**

Category	Summary	Change	% Change	Absolute Change
Felony	114	▼	-14.9%	-20
Garnishment	373	▼	+21.9%	+67
General Civil	625	▲	+9.3%	+53
Infraction/Civil Violation	1,761	▲	-21.7%	-489
Landlord /Tenant	335	▼	-6.7%	-24
Misdemeanor	701	▼	-8.8%	-68
Other	321	▲	-0.3%	-1

* Compared to same time period as previous year

** Case Type Categories are defined in the 2017 Virginia Judicial Workload Assessment



CPSS - GCMS CASELOAD STATISTICS OF THE GENERAL DISTRICT COURTS

January 2024 thru March 2024 Filings (Compared to January 2023 thru March 2023)

Protective Orders	59	▼	-9.2%	-6
<i>GRAND TOTAL</i>	<u>4,289</u>	▼	-10.2%	-488

* Compared to same time period as previous year

** Case Type Categories are defined in the 2017 Virginia Judicial Workload Assessment
Source: SCV-SQL-Information

2024 Overall GRAND TOTAL		Distribution of Caseload			Change*		Percentage (%) of Caseload		
1,709	-63	Criminal	407	24%	-1.5% ▼	-6	Criminal	2023	2024
		Traffic	542	32%	-12.3% ▼	-76	Traffic	23.3%	23.8%
		Civil	564	33%	3.9% ▲	+21	Civil	34.9%	31.7%
		Civil Commitments	196	11%	-1.0% ▼	-2	Civil Commitments	30.6%	33.0%
		GRAND TOTAL	1,709	100%	-3.6% ▼	-63	GRAND TOTAL	11.2%	11.5%
							GRAND TOTAL	100%	100%

Filings by Division & Code

Division	Case Type Description	Code	Summary	Change	% Change	Absolute Change
Criminal	Misdemeanor	M	226	▲	+6.1%	+13
	Felony	F	63	▼	-31.5%	-29
	Show Cause	SC	56	▲	+80.6%	+25
	Capias	CA	53	▼	-13.1%	-8
	Civil Violation	CV	9	▼	-43.8%	-7
	Total			407	▼	-1.5%
Traffic	Infraction	I	433	▼	-14.3%	-72
	Misdemeanor	M	92	▼	-14.8%	-16
	Show Cause	SC	10	▲	+400.0%	+8
	Capias	CA	7	▲	+133.3%	+4
	Total			542	▼	-12.3%
Civil	Warrant in Debt	WD	227	▲	+19.5%	+37
	Garnishment	GA	145	▲	+29.5%	+33
	Unlawful Detainer	UD	82	▼	-18.8%	-19
	Other	OT	50	▼	-18.0%	-11
	Preliminary Protective Order	PP	18	▼	-25.0%	-6
	Protective Order	PO	18	▲	+12.5%	+2
	Motion for Judgment	MJ	7	▲	+75.0%	+3
	Interrogatory	IN	4	↔		
	Show Cause	SC	4	▼	-33.3%	-2
	Impoundment	IM	3	▲	+50.0%	+1
	Admin License	AL	2	▼	-87.5%	-14
	Detinue	DT	2	▼	-50.0%	-2
	Abstract	AJ	1	↔		
	Tenants Assertion	TA	1	▲	-	+1
	Counter Claim	CC	0	▼	-100.0%	-2
Total			564	▲	3.9%	+21
Civil Commitments	Mental Commitment	MC	77	▲	+37.5%	+21
	Temporary Detention Order	TD	54	▼	-10.0%	-6
	Emergency Custody Order	EC	39	▼	-23.5%	-12
	Other	OT	24	▼	-17.2%	-5
	Medical Emergency Temporary Detention Order	MT	2	▲	+100.0%	+1
	Medical Emergency Custody Order	ME	0	▼	-100.0%	-1
	Total			196	▼	-1.0%
GRAND TOTAL			1,709	▼	-3.6%	-63

Filings by Major Case Category**

Category	Summary	Change	% Change	Absolute Change
Felony	63	▼	-31.5%	-29
Garnishment	149	▲	+28.4%	+33
General Civil	255	▲	+19.2%	+41
Infraction/Civil Violation	442	▼	-15.2%	-79
Involuntary Civil Commitments	24	▼	-17.2%	-5
Landlord /Tenant	83	▲	-17.8%	-18
Misdemeanor	318	▼	-0.9%	-3
Other	339	▲	+0.3%	+1
Protective Orders	36	▼	-10.0%	-4

* Compared to same time period as previous year

** Case Type Categories are defined in the 2017 Virginia Judicial Workload Assessment

CPSS - GCMS CASELOAD STATISTICS OF THE GENERAL DISTRICT COURTS
January 2024 thru March 2024 Filings (Compared to January 2023 thru March 2023)



<i>GRAND TOTAL</i>	1,709	▼	-3.6%	-63
---------------------------	--------------	---	-------	-----

* Compared to same time period as previous year

** Case Type Categories are defined in the 2017 Virginia Judicial Workload Assessment
Source: SCV-SQL-Information

CPSS - GCMS CASELOAD STATISTICS OF THE GENERAL DISTRICT COURTS

January 2024 thru March 2024 Filings (Compared to January 2023 thru March 2023)

2024 Overall GRAND TOTAL		Distribution of Caseload			Change*		Percentage (%) of Caseload		
2,979	-406	Criminal	375	13%	-34.1% ▼	-194	Criminal	2023	2024
		Traffic	1,842	62%	-12.4% ▼	-260	Traffic	16.8%	12.6%
		Civil	757	25%	9.6% ▲	+66	Civil	62.1%	61.8%
		Civil Commitments	5	0%	-78.3% ▼	-18	Civil Commitments	20.4%	25.4%
		GRAND TOTAL	2,979	100%	-12.0% ▼	-406	GRAND TOTAL	0.7%	0.2%
							GRAND TOTAL	100%	100%

Filings by Division & Code

Division	Case Type Description	Code	Summary	Change	% Change	Absolute Change
Criminal	Misdemeanor	M	199	▼	-28.9%	-81
	Felony	F	87	▼	-52.2%	-95
	Show Cause	SC	45	▼	-2.2%	-1
	Capias	CA	38	▼	-19.1%	-9
	Civil Violation	CV	6	▼	-57.1%	-8
	Total			375	▼	-34.1%
Traffic	Infraction	I	1,192	▼	-12.0%	-163
	Misdemeanor	M	555	▼	-5.8%	-34
	Show Cause	SC	41	▼	-46.8%	-36
	Capias	CA	34	▼	-46.0%	-29
	Felony	F	14	▲	+75.0%	+6
	Civil Violation	CV	6	▼	-25.0%	-2
	Restricted Operators License	RL	0	▼	-100.0%	-2
	Total			1,842	▼	-12.4%
Civil	Warrant in Debt	WD	315	▲	+32.4%	+77
	Garnishment	GA	203	▼	-12.5%	-29
	Unlawful Detainer	UD	109	▲	+13.5%	+13
	Other	OT	26	▲	+62.5%	+10
	Impoundment	IM	18	▲	+20.0%	+3
	Admin License	AL	15	▲	+50.0%	+5
	Protective Order	PO	14	▲	+27.3%	+3
	Detinue	DT	12	▼	-57.1%	-16
	Preliminary Protective Order	PP	10	▼	-9.1%	-1
	Show Cause	SC	10	▼	-9.1%	-1
	Abstract	AJ	8	▲	+14.3%	+1
	Interrogatory	IN	8	▲	+60.0%	+3
	Bond Forfeiture	BF	5	▼	-16.7%	-1
	Overweight	OC	2	▲	-	+2
	Motion for Judgment	MJ	1	▼	-66.7%	-2
	Petition-Restore Arms	PR	1	↔	-	-
	Counter Claim	CC	0	▼	-100.0%	-1
Total			757	▲	9.6%	+66
Civil Commitments	Temporary Detention Order	TD	5	▼	-73.7%	-14
	Emergency Custody Order	EC	0	▼	-100.0%	-4
	Total			5	▼	-78.3%
GRAND TOTAL			2,979	▼	-12.0%	-406

Filings by Major Case Category**

Category	Summary	Change	% Change	Absolute Change
Felony	101	▲	-46.8%	-89
Garnishment	211	▲	-11.0%	-26
General Civil	336	▲	+23.1%	+63
Infraction/Civil Violation	1,206	▲	-12.4%	-171
Landlord /Tenant	109	▲	+13.5%	+13
Misdemeanor	754	▼	-13.4%	-117
Other	238	▼	-25.4%	-81
Protective Orders	24	▲	+9.1%	+2

* Compared to same time period as previous year

** Case Type Categories are defined in the 2017 Virginia Judicial Workload Assessment



CPSS - GCMS CASELOAD STATISTICS OF THE GENERAL DISTRICT COURTS

January 2024 thru March 2024 Filings (Compared to January 2023 thru March 2023)

<i>GRAND TOTAL</i>	2,979	▼	-12.0%	-406
---------------------------	--------------	---	--------	------

* Compared to same time period as previous year

** Case Type Categories are defined in the 2017 Virginia Judicial Workload Assessment
Source: SCV-SQL-Information

2024 Overall GRAND TOTAL		Distribution of Caseload			Change*		Percentage (%) of Caseload			
1,032	-277	Criminal	108	10%	-11.5%	▼	-14	Criminal	2023: 9.3%	2024: 10.5%
		Traffic	679	66%	-30.6%	▼	-300	Traffic	74.8%	65.8%
		Civil	230	22%	19.8%	▲	+38	Civil	14.7%	22.3%
		Civil Commitments	15	1%	-6.3%	▼	-1	Civil Commitments	1.2%	1.5%
		GRAND TOTAL	1,032	100%	-21.2%	▼	-277	GRAND TOTAL	100%	100%

Filings by Division & Code



Division	Case Type Description	Code	Summary	Change	% Change	Absolute Change
Criminal	Misdemeanor	M	73	▲	+28.1%	+16
	Felony	F	16	▼	-44.8%	-13
	Show Cause	SC	13	▼	-40.9%	-9
	Capias	CA	4	▼	-33.3%	-2
	Civil Violation	CV	2	▼	-75.0%	-6
	Total			108	▼	-11.5%
Traffic	Infraction	I	520	▼	-37.7%	-315
	Misdemeanor	M	125	▲	+3.3%	+4
	Show Cause	SC	22	▲	+37.5%	+6
	Capias	CA	11	▲	+120.0%	+6
	Felony	F	1	▼	-50.0%	-1
	Total			679	▼	-30.6%
Civil	Warrant in Debt	WD	111	▲	+58.6%	+41
	Garnishment	GA	58	▲	+9.4%	+5
	Impoundment	IM	23	▼	-20.7%	-6
	Preliminary Protective Order	PP	10	▲	+233.3%	+7
	Unlawful Detainer	UD	8	▼	-27.3%	-3
	Other	OT	6	▼	-40.0%	-4
	Admin License	AL	3	▲	+50.0%	+1
	Interrogatory	IN	3	▼	-50.0%	-3
	Detinue	DT	2	▲	-	+2
	Protective Order	PO	2	▼	-60.0%	-3
	Show Cause	SC	2	↔	-	-
	Motion for Judgment	MJ	1	▲	-	+1
	Petition-Restore Arms	PR	1	▲	-	+1
	Tenants Assertion	TA	0	▼	-100.0%	-1
	Total			230	▲	19.8%
Civil Commitments	Temporary Detention Order	TD	8	▼	-20.0%	-2
	Mental Commitment	MC	6	▲	+50.0%	+2
	Emergency Custody Order	EC	1	▼	-50.0%	-1
	Total			15	▼	-6.3%
GRAND TOTAL			1,032	▼	-21.2%	-277

Filings by Major Case Category**

Category	Summary	Change	% Change	Absolute Change
Felony	17	▼	-45.2%	-14
Garnishment	61	▼	+3.4%	+2
General Civil	116	▲	+56.8%	+42
Infraction/Civil Violation	522	▼	-38.1%	-321
Landlord /Tenant	8	▼	-33.3%	-4
Misdemeanor	198	▲	+11.2%	+20
Other	98	▲	-5.8%	-6
Protective Orders	12	▲	+50.0%	+4
GRAND TOTAL	1,032	▼	-21.2%	-277

* Compared to same time period as previous year

** Case Type Categories are defined in the 2017 Virginia Judicial Workload Assessment

2024 Overall GRAND TOTAL		Distribution of Caseload			Change*		Percentage (%) of Caseload		
1,574	-158	Criminal	137	9%	11.4% ▲	+14	Criminal	2023: 7.1%	2024: 8.7%
		Traffic	1,233	78%	-15.2% ▼	-221	Traffic	83.9%	78.3%
		Civil	199	13%	28.4% ▲	+44	Civil	8.9%	12.6%
		Civil Commitments	5	0%	- ▲	+5	Civil Commitments	0.0%	0.3%
		GRAND TOTAL	1,574	100%	-9.1% ▼	-158	GRAND TOTAL	100%	100%

Filings by Division & Code

Division	Case Type Description	Code	Summary	Change	% Change	Absolute Change
Criminal	Misdemeanor	M	89	↔		-
	Felony	F	27	▲	+107.7%	+14
	Show Cause	SC	11	▲	+175.0%	+7
	Civil Violation	CV	7	▼	-36.4%	-4
	Capias	CA	3	▼	-50.0%	-3
	Total			137	▲	11.4%
Traffic	Infraction	I	986	▼	-12.0%	-135
	Misdemeanor	M	241	▼	-26.7%	-88
	Show Cause	SC	2	▲	-	+2
	Capias	CA	1	↔		-
	Civil Violation	CV	1	▲	-	+1
	Felony	F	1	▼	-66.7%	-2
	Other	O	1	▲	-	+1
	Total			1,233	▼	-15.2%
Civil	Warrant in Debt	WD	106	▲	+76.7%	+46
	Garnishment	GA	39	▼	-2.5%	-1
	Admin License	AL	19	↔		-
	Unlawful Detainer	UD	12	▲	+33.3%	+3
	Other	OT	7	▲	-41.7%	-5
	Impoundment	IM	5	▲	+66.7%	+2
	Motion for Judgment	MJ	5	▲	+400.0%	+4
	Show Cause	SC	4	▲	-	+4
	Abstract	AJ	1	▲	-	+1
	Detinue	DT	1	↔		-
	Counter Claim	CC	0	▼	-100.0%	-2
	Interrogatory	IN	0	▼	-100.0%	-1
	Preliminary Protective Order	PP	0	▼	-100.0%	-5
	Protective Order	PO	0	▼	-100.0%	-1
	Third Party Claim	TH	0	▼	-100.0%	-1
Total			199	▲	28.4%	+44
Civil Commitments	Emergency Custody Order	EC	3	▲	-	+3
	Temporary Detention Order	TD	2	▲	-	+2
	Total		5	▲	-	+5
GRAND TOTAL			1,574	▼	-9.1%	-158

Filings by Major Case Category**

Category	Summary	Change	% Change	Absolute Change
Felony	28	▲	+75.0%	+12
Garnishment	39	▼	-4.9%	-2
General Civil	115	▲	+82.5%	+52
Infraction/Civil Violation	995	▲	-12.1%	-137
Landlord /Tenant	12	▲	+33.3%	+3
Misdemeanor	330	▼	-21.1%	-88
Other	55	▲	+17.0%	+8
Protective Orders	0	▼	-100.0%	-6
GRAND TOTAL	1,574	▼	-9.1%	-158

* Compared to same time period as previous year

** Case Type Categories are defined in the 2017 Virginia Judicial Workload Assessment

* Compared to same time period as previous year



** Case Type Categories are defined in the 2017 Virginia Judicial Workload Assessment
Source: SCV-SQL-Information

CPSS - GCMS CASELOAD STATISTICS OF THE GENERAL DISTRICT COURTS

January 2024 thru March 2024 Filings (Compared to January 2023 thru March 2023)

Greene

District: 16 FIPS: 079

2024 Overall GRAND TOTAL		Distribution of Caseload			Change*		Percentage (%) of Caseload		
1,953	+1,043	Criminal	167	9%	3.1% ▲	+5	Criminal	2023	2024
		Traffic	1,491	76%	178.7% ▲	+956	Traffic	17.8%	8.6%
		Civil	283	14%	43.7% ▲	+86	Civil	58.8%	76.3%
		Civil Commitments	12	1%	-25.0% ▼	-4	Civil Commitments	21.6%	14.5%
		GRAND TOTAL	1,953	100%	114.6% ▲	+1,043	GRAND TOTAL	1.8%	0.6%
							GRAND TOTAL	100%	100%

Filings by Division & Code

Division	Case Type Description	Code	Summary	Change	% Change	Absolute Change
Criminal	Misdemeanor	M	105	▲	+7.1%	+7
	Felony	F	37	▲	+8.8%	+3
	Capias	CA	10	▲	+11.1%	+1
	Civil Violation	CV	10	▼	-9.1%	-1
	Show Cause	SC	5	▼	-44.4%	-4
	Restricted Operators License	RL	0	▼	-100.0%	-1
	Total			167	▲	3.1%
Traffic	Infraction	I	1,305	▲	+207.8%	+881
	Misdemeanor	M	183	▲	+76.0%	+79
	Felony	F	2	▼	-33.3%	-1
	Show Cause	SC	1	▼	-50.0%	-1
	Capias	CA	0	▼	-100.0%	-1
	Restricted Operators License	RL	0	▼	-100.0%	-1
	Total			1,491	▲	178.7%
Civil	Warrant in Debt	WD	127	▲	+84.1%	+58
	Garnishment	GA	71	▲	+2.9%	+2
	Unlawful Detainer	UD	24	▲	+84.6%	+11
	Admin License	AL	16	▲	+6.7%	+1
	Other	OT	11	▲	+83.3%	+5
	Preliminary Protective Order	PP	7	▼	-12.5%	-1
	Protective Order	PO	7	▲	+133.3%	+4
	Show Cause	SC	6	▲	+50.0%	+2
	Abstract	AJ	4	▲	+33.3%	+1
	Impoundment	IM	4	↔		-
	Interrogatory	IN	3	▲	+200.0%	+2
	Motion for Judgment	MJ	2	▲	+100.0%	+1
	Zoning Violation	ZO	1	▲	-	+1
	Counter Claim	CC	0	▼	-100.0%	-1
Total			283	▲	43.7%	+86
Civil Commitments	Temporary Detention Order	TD	8	▼	-33.3%	-4
	Emergency Custody Order	EC	4	↔		-
	Total		12	▼	-25.0%	-4
GRAND TOTAL			1,953	▲	114.6%	+1,043



Filings by Major Case Category**

Category	Summary	Change	% Change	Absolute Change
Felony	39	▼	+5.4%	+2
Garnishment	74	▲	+5.7%	+4
General Civil	133	▲	+90.0%	+63
Infraction/Civil Violation	1,315	▲	+202.3%	+880
Landlord /Tenant	24	▲	+84.6%	+11
Misdemeanor	289	▲	+41.7%	+85
Other	65	▼	-7.1%	-5
Protective Orders	14	▲	+27.3%	+3
GRAND TOTAL	1,953	▲	114.6%	+1,043

* Compared to same time period as previous year

** Case Type Categories are defined in the 2017 Virginia Judicial Workload Assessment

Source: SCV-SQL-Information

2024 Overall GRAND TOTAL		Distribution of Caseload			Change*		Percentage (%) of Caseload		
2,057	+375	Criminal	346	17%	14.6% ▲	+44	Criminal	2023	2024
		Traffic	1,217	59%	20.6% ▲	+208	Traffic	18.0%	16.8%
		Civil	474	23%	34.3% ▲	+121	Civil	60.0%	59.2%
		Civil Commitments	20	1%	11.1% ▲	+2	Civil Commitments	21.0%	23.0%
		GRAND TOTAL	2,057	100%	22.3% ▲	+375	GRAND TOTAL	1.1%	1.0%
							GRAND TOTAL	100%	100%

Filings by Division & Code

Division	Case Type Description	Code	Summary	Change	% Change	Absolute Change
Criminal	Misdemeanor	M	195	▲	+63.9%	+76
	Felony	F	94	▼	-35.2%	-51
	Capias	CA	23	▲	+35.3%	+6
	Civil Violation	CV	21	▲	+40.0%	+6
	Show Cause	SC	12	▲	+100.0%	+6
	Restricted Operators License	RL	1	▲	-	+1
	Total			346	▲	14.6%
Traffic	Infraction	I	990	▲	+23.3%	+187
	Misdemeanor	M	220	▲	+10.0%	+20
	Show Cause	SC	3	▲	+50.0%	+1
	Capias	CA	2	▲	-	+2
	Felony	F	2	▼	-33.3%	-1
	Civil Violation	CV	0	▼	-100.0%	-1
Total			1,217	▲	20.6%	+208
Civil	Warrant in Debt	WD	193	▲	+29.5%	+44
	Garnishment	GA	114	▲	+31.0%	+27
	Impoundment	IM	51	▲	+70.0%	+21
	Unlawful Detainer	UD	48	▲	+71.4%	+20
	Other	OT	21	▲	+23.5%	+4
	Admin License	AL	17	▲	+88.9%	+8
	Motion for Judgment	MJ	6	▲	+100.0%	+3
	Preliminary Protective Order	PP	5	▼	-50.0%	-5
	Protective Order	PO	4	▼	-33.3%	-2
	Show Cause	SC	4	▲	+300.0%	+3
	Abstract	AJ	3	▼	-50.0%	-3
	Counter Claim	CC	3	▲	-	+3
	Detinue	DT	2	▼	-33.3%	-1
	Interrogatory	IN	2	↔	-	-
	Tenants Assertion	TA	1	↔	-	-
Overweight	OC	0	▼	-100.0%	-1	
Total			474	▲	34.3%	+121
Civil Commitments	Temporary Detention Order	TD	18	▲	+28.6%	+4
	Emergency Custody Order	EC	2	▼	-50.0%	-2
Total			20	▲	11.1%	+2
GRAND TOTAL			2,057	▲	22.3%	+375

Filings by Major Case Category**



Category	Summary	Change	% Change	Absolute Change
Felony	96	▼	-35.1%	-52
Garnishment	116	▲	+30.3%	+27
General Civil	208	▲	+30.0%	+48
Infraction/Civil Violation	1,011	▼	+23.3%	+191
Landlord /Tenant	49	▲	+69.0%	+20
Misdemeanor	416	▲	+30.4%	+97
Other	152	▲	+50.5%	+51
Protective Orders	9	▼	-43.8%	-7
GRAND TOTAL	2,057	▲	22.3%	+375

* Compared to same time period as previous year

** Case Type Categories are defined in the 2017 Virginia Judicial Workload Assessment

* Compared to same time period as previous year

** Case Type Categories are defined in the 2017 Virginia Judicial Workload Assessment
Source: SCV-SQL-Information

2024 Overall GRAND TOTAL		Distribution of Caseload			Change*		Percentage (%) of Caseload		
1,300	+382	Criminal	59	5%	34.1% ▲	+15	Criminal	2023	2024
		Traffic	1,169	90%	47.2% ▲	+375	Traffic	86.5%	89.9%
		Civil	71	5%	-7.8% ▼	-6	Civil	8.4%	5.5%
		Civil Commitments	1	0%	-66.7% ▼	-2	Civil Commitments	0.3%	0.1%
		GRAND TOTAL	1,300	100%	41.6% ▲	+382	GRAND TOTAL	100%	100%

Filings by Division & Code



Division	Case Type Description	Code	Summary	Change	% Change	Absolute Change
Criminal	Misdemeanor	M	33	▲	+26.9%	+7
	Felony	F	17	▲	+240.0%	+12
	Civil Violation	CV	6	▲	+200.0%	+4
	Show Cause	SC	2	▼	-60.0%	-3
	Capias	CA	1	▼	-83.3%	-5
	Total			59	▲	34.1%
Traffic	Infraction	I	968	▲	+39.5%	+274
	Misdemeanor	M	183	▲	+92.6%	+88
	Capias	CA	8	▲	+100.0%	+4
	Show Cause	SC	5	▲	-	+5
	Felony	F	2	▲	+100.0%	+1
	Restricted Operators License	RL	2	▲	-	+2
	Civil Violation	CV	1	▲	-	+1
	Total			1,169	▲	47.2%
Civil	Warrant in Debt	WD	29	▼	-27.5%	-11
	Garnishment	GA	24	▲	+41.2%	+7
	Preliminary Protective Order	PP	4	▲	-	+4
	Admin License	AL	3	▼	-50.0%	-3
	Counter Claim	CC	3	▲	-	+3
	Protective Order	PO	3	▲	-	+3
	Unlawful Detainer	UD	2	↔	-	-
	Impoundment	IM	1	▼	-50.0%	-1
	Other	OT	1	▼	-66.7%	-2
	Overweight	OC	1	▲	-	+1
	Capias	CA	0	▼	-100.0%	-2
	Detinue	DT	0	▼	-100.0%	-1
	Interrogatory	IN	0	▼	-100.0%	-4
Total			71	▼	-7.8%	-6
Civil Commitments	Temporary Detention Order	TD	1	▼	-66.7%	-2
Total			1	▼	-66.7%	-2
GRAND TOTAL			1,300	▲	41.6%	+382

Filings by Major Case Category**

Category	Summary	Change	% Change	Absolute Change
Felony	19	▲	+216.7%	+13
Garnishment	24	▼	+14.3%	+3
General Civil	30	▼	-28.6%	-12
Infraction/Civil Violation	976	▲	+40.2%	+280
Landlord /Tenant	2	↔	-	0
Misdemeanor	218	▲	+80.2%	+97
Other	24	▲	-20.0%	-6
Protective Orders	7	▲	-	+7
GRAND TOTAL		1,300	▲	41.6%

* Compared to same time period as previous year

** Case Type Categories are defined in the 2017 Virginia Judicial Workload Assessment
 Source: SCV-SQL-Information

2024 Overall GRAND TOTAL		Distribution of Caseload			Change*		Percentage (%) of Caseload		
2,369	+527	Criminal	208	9%	-10.0% ▼	-23	Criminal	2023	2024
		Traffic	1,497	63%	22.2% ▲	+272	Traffic	12.5%	8.8%
		Civil	638	27%	73.4% ▲	+270	Civil	66.5%	63.2%
		Civil Commitments	26	1%	44.4% ▲	+8	Civil Commitments	20.0%	26.9%
		GRAND TOTAL	2,369	100%	28.6% ▲	+527	GRAND TOTAL	100%	100%

Filings by Division & Code

Division	Case Type Description	Code	Summary	Change	% Change	Absolute Change
Criminal	Misdemeanor	M	105	▼	-21.6%	-29
	Felony	F	69	▲	+56.8%	+25
	Show Cause	SC	20	▲	+17.6%	+3
	Capias	CA	11	▼	-56.0%	-14
	Civil Violation	CV	3	▼	-72.7%	-8
	Total			208	▼	-10.0%
Traffic	Infraction	I	1,117	▲	+19.3%	+181
	Misdemeanor	M	294	▲	+27.8%	+64
	Other	O	80	▲	+73.9%	+34
	Felony	F	3	▼	-50.0%	-3
	Show Cause	SC	3	▼	-25.0%	-1
	Capias	CA	0	▼	-100.0%	-3
	Total			1,497	▲	22.2%
Civil	Warrant in Debt	WD	346	▲	+152.6%	+209
	Garnishment	GA	133	▲	+30.4%	+31
	Unlawful Detainer	UD	60	▲	+11.1%	+6
	Detinue	DT	22	▲	+69.2%	+9
	Other	OT	18	▼	+20.0%	+3
	Impoundment	IM	13	▲	+18.2%	+2
	Preliminary Protective Order	PP	13	▲	+333.3%	+10
	Admin License	AL	9	▼	-43.8%	-7
	Protective Order	PO	9	▲	+50.0%	+3
	Show Cause	SC	5	▲	+25.0%	+1
	Interrogatory	IN	4	▲	+300.0%	+3
	Motion for Judgment	MJ	3	▲	-	+3
	Abstract	AJ	2	▼	-66.7%	-4
	Capias	CA	1	▲	-	+1
	Total			638	▲	73.4%
Civil Commitments	Temporary Detention Order	TD	25	▲	+66.7%	+10
	Emergency Custody Order	EC	1	▼	-66.7%	-2
	Total			26	▲	44.4%
GRAND TOTAL			2,369	▲	28.6%	+527

Filings by Major Case Category**

Category	Summary	Change	% Change	Absolute Change
Felony	72	▲	+44.0%	+22
Garnishment	137	▲	+33.0%	+34
General Civil	371	▲	+144.1%	+219
Infraction/Civil Violation	1,200	▲	+20.8%	+207
Landlord /Tenant	60	▲	+11.1%	+6
Misdemeanor	399	▲	+9.6%	+35
Other	108	▲	-7.7%	-9
Protective Orders	22	▲	+144.4%	+13
GRAND TOTAL	2,369	▲	28.6%	+527



* Compared to same time period as previous year

** Case Type Categories are defined in the 2017 Virginia Judicial Workload Assessment

Source: SCV-SQL-Information

CPSS - GCMS CASELOAD STATISTICS OF THE GENERAL DISTRICT COURTS

January 2024 thru March 2024 Filings (Compared to January 2023 thru March 2023)

2024 Overall GRAND TOTAL		Distribution of Caseload			Change*		Percentage (%) of Caseload		
9,763	-123	Criminal	1,856	19%	35.5% ▲	+486	Criminal	2023	2024
		Traffic	5,854	60%	-12.7% ▼	-853	Traffic	13.9%	19.0%
		Civil	1,885	19%	15.1% ▲	+248	Civil	67.8%	60.0%
		Civil Commitments	168	2%	-2.3% ▼	-4	Civil Commitments	16.6%	19.3%
		GRAND TOTAL	9,763	100%	-1.2% ▼	-123	GRAND TOTAL	100%	100%

Filings by Division & Code

Division	Case Type Description	Code	Summary	Change	% Change	Absolute Change
Criminal	Misdemeanor	M	940	▲	+33.9%	+238
	Felony	F	495	▲	+9.3%	+42
	Capias	CA	202	▲	+14.1%	+25
	Civil Violation	CV	167	▲	+1,570.0%	+157
	Show Cause	SC	52	▲	+85.7%	+24
	Total			1,856	▲	35.5%
Traffic	Infraction	I	4,798	▼	-12.2%	-669
	Misdemeanor	M	786	▼	-21.0%	-209
	Other	O	143	▲	+33.6%	+36
	Felony	F	48	▲	+152.6%	+29
	Capias	CA	35	▼	-25.5%	-12
	Show Cause	SC	29	▼	-14.7%	-5
	Civil Violation	CV	15	▼	-60.5%	-23
	Total			5,854	▼	-12.7%
Civil	Unlawful Detainer	UD	751	▲	+15.0%	+98
	Warrant in Debt	WD	570	▲	+17.8%	+86
	Garnishment	GA	333	▲	+42.3%	+99
	Admin License	AL	75	▼	-25.7%	-26
	Preliminary Protective Order	PP	38	▼	-17.4%	-8
	Protective Order	PO	30	▼	-25.0%	-10
	Motion for Judgment	MJ	24	▲	-	+24
	Other	OT	21	▲	-4.5%	-1
	Impoundment	IM	12	▼	-7.7%	-1
	Show Cause	SC	12	▼	-33.3%	-6
	Interrogatory	IN	10	▲	+42.9%	+3
	Counter Claim	CC	4	▼	-20.0%	-1
	Petition-Restore Arms	PR	2	▲	-	+2
	Tenants Assertion	TA	2	▼	-71.4%	-5
	Bond Forfeiture	BF	1	▼	-66.7%	-2
	Capias	CA	0	▼	-100.0%	-2
	Detinue	DT	0	▼	-100.0%	-2
	Total			1,885	▲	15.1%
Civil Commitments	Mental Commitment	MC	97	▲	+18.3%	+15
	Temporary Detention Order	TD	26	▼	-42.2%	-19
	Emergency Custody Order	EC	18	▼	-25.0%	-6
	Other	OT	15	▲	+15.4%	+2
	Petition	PT	11	▲	+175.0%	+7
	Medical Emergency Custody Order	ME	1	▲	-	+1
	Medical Emergency Temporary Detention Order	MT	0	▼	-100.0%	-4
Total			168	▼	-2.3%	-4
GRAND TOTAL			9,763	▼	-1.2%	-123

Filings by Major Case Category**

Category	Summary	Change	% Change	Absolute Change
Felony	543	▲	+15.0%	+71
Garnishment	343	▲	+42.3%	+102
General Civil	602	▲	+23.1%	+113
Infraction/Civil Violation	5,123	▲	-8.9%	-499

* Compared to same time period as previous year

** Case Type Categories are defined in the 2017 Virginia Judicial Workload Assessment

CPSS - GCMS CASELOAD STATISTICS OF THE GENERAL DISTRICT COURTS
 January 2024 thru March 2024 Filings (Compared to January 2023 thru March 2023)

Arlington

District: 17 FIPS: 013

Involuntary Civil Commitments	26	▲	+52.9%	+9
Landlord /Tenant	753	▼	+14.1%	+93
Misdemeanor	1,726	▲	+1.7%	+29
Other	579	▲	-3.8%	-23
Protective Orders	68	▼	-20.9%	-18
GRAND TOTAL	9,763	▼	-1.2%	-123

* Compared to same time period as previous year

** Case Type Categories are defined in the 2017 Virginia Judicial Workload Assessment
 Source: SCV-SQL-Information

2024 Overall GRAND TOTAL		Distribution of Caseload		Change*		Percentage (%) of Caseload			
561	+47	Criminal	77	14%	45.3% ▲	+24	Criminal	2023 10.3%	2024 13.7%
2024		Traffic	410	73%	5.9% ▲	+23	Traffic	75.3%	73.1%
2023		Civil	74	13%	0.0% ↔	0	Civil	14.4%	13.2%
		GRAND TOTAL	561	100%	9.1% ▲	+47	GRAND TOTAL	100%	100%

Filings by Division & Code



Division	Case Type Description	Code	Summary	Change	% Change	Absolute Change
Criminal	Misdemeanor	M	48	▲	+92.0%	+23
	Capias	CA	16	▲	+60.0%	+6
	Felony	F	11	▼	-26.7%	-4
	Show Cause	SC	2	▼	-33.3%	-1
	Total		77	▲	45.3%	+24
Traffic	Infraction	I	335	▲	+1.8%	+6
	Misdemeanor	M	52	▲	+52.9%	+18
	Other	O	16	▼	-30.4%	-7
	Show Cause	SC	4	▲	-	+4
	Civil Violation	CV	2	▲	-	+2
	Capias	CA	1	▲	-	+1
	Felony	F	0	▼	-100.0%	-1
Total		410	▲	5.9%	+23	
Civil	Unlawful Detainer	UD	41	▲	+51.9%	+14
	Warrant in Debt	WD	16	▼	-5.9%	-1
	Garnishment	GA	9	▼	-50.0%	-9
	Admin License	AL	4	▼	-33.3%	-2
	Counter Claim	CC	1	▲	-	+1
	Other	OT	1	↔	-	-
	Preliminary Protective Order	PP	1	▲	-	+1
	Protective Order	PO	1	▲	-	+1
	Bond Forfeiture	BF	0	▼	-100.0%	-1
	Impoundment	IM	0	▼	-100.0%	-1
	Interrogatory	IN	0	▼	-100.0%	-2
	Petition-Restore Arms	PR	0	▼	-100.0%	-1
	Total		74		0.0%	0
GRAND TOTAL			561	▲	9.1%	+47

Filings by Major Case Category**

Category	Summary	Change	% Change	Absolute Change
Felony	11	▼	-31.3%	-5
Garnishment	9	▼	-55.0%	-11
General Civil	16	▼	-11.1%	-2
Infraction/Civil Violation	353	▲	+0.3%	+1
Landlord /Tenant	41	▲	+51.9%	+14
Misdemeanor	100	▲	+69.5%	+41
Other	29	▲	+31.8%	+7
Protective Orders	2	▲	-	+2
GRAND TOTAL	561	▲	9.1%	+47

* Compared to same time period as previous year

** Case Type Categories are defined in the 2017 Virginia Judicial Workload Assessment
 Source: SCV-SQL-Information

2024 Overall GRAND TOTAL		Distribution of Caseload			Change*		Percentage (%) of Caseload		
5,509	-4	Criminal	1,052	19%	22.2% ▲	+191	Criminal	2023: 15.6%	2024: 19.1%
		Traffic	1,967	36%	-18.7% ▼	-452	Traffic	43.9%	35.7%
2024 		Civil	2,294	42%	13.5% ▲	+273	Civil	36.7%	41.6%
2023 		Civil Commitments	196	4%	-7.5% ▼	-16	Civil Commitments	3.8%	3.6%
		GRAND TOTAL	5,509	100%	-0.1% ▼	-4	GRAND TOTAL	100%	100%

Filings by Division & Code

Division	Case Type Description	Code	Summary	Change	% Change	Absolute Change
Criminal	Misdemeanor	M	664	▲	+34.4%	+170
	Felony	F	255	▲	+5.8%	+14
	Capias	CA	79	▲	+75.6%	+34
	Show Cause	SC	40	▼	-31.0%	-18
	Civil Violation	CV	14	▼	-39.1%	-9
	Total			1,052	▲	22.2%
Traffic	Infraction	I	1,320	▼	-16.6%	-263
	Misdemeanor	M	368	▼	-3.4%	-13
	Other	O	230	▼	-43.3%	-176
	Felony	F	18	▲	+28.6%	+4
	Show Cause	SC	14	▼	-54.8%	-17
	Civil Violation	CV	10	▲	+900.0%	+9
	Capias	CA	7	▲	+133.3%	+4
Total			1,967	▼	-18.7%	-452
Civil	Unlawful Detainer	UD	1,297	▲	+30.0%	+299
	Warrant in Debt	WD	540	▲	+1.5%	+8
	Garnishment	GA	218	▼	-19.9%	-54
	Other	OT	64	▼	+16.4%	+9
	Protective Order	PO	51	▲	+18.6%	+8
	Preliminary Protective Order	PP	49	▲	+6.5%	+3
	Bond Forfeiture	BF	30	▼	-6.3%	-2
	Interrogatory	IN	18	▲	+63.6%	+7
	Admin License	AL	8	▲	+14.3%	+1
	Motion for Judgment	MJ	7	▲	+40.0%	+2
	Counter Claim	CC	6	▼	-14.3%	-1
	Abstract	AJ	4	▲	+33.3%	+1
	Detinue	DT	1	▲	-	+1
	Tenants Assertion	TA	1	▼	-88.9%	-8
Restricted Operators License	RL	0	▼	-100.0%	-1	
Total			2,294	▲	13.5%	+273
Civil Commitments	Temporary Detention Order	TD	84	▼	-16.8%	-17
	Mental Commitment	MC	76	▲	+7.0%	+5
	Emergency Custody Order	EC	19	▼	-50.0%	-19
	Petition	PT	11	▲	+450.0%	+9
	Other	OT	6	▲	-	+6
Total			196	▼	-7.5%	-16
GRAND TOTAL			5,509	▼	-0.1%	-4

Filings by Major Case Category**

Category	Summary	Change	% Change	Absolute Change
Felony	273	▲	+7.1%	+18
Garnishment	236	▲	-16.6%	-47
General Civil	550	▲	+1.5%	+8
Infraction/Civil Violation	1,574	▲	-21.8%	-439
Involuntary Civil Commitments	17	▲	+750.0%	+15
Landlord /Tenant	1,298	▼	+28.9%	+291
Misdemeanor	1,032	▼	+17.8%	+156

* Compared to same time period as previous year

** Case Type Categories are defined in the 2017 Virginia Judicial Workload Assessment

Source: SCV-SQL-Information

CPSS - GCMS CASELOAD STATISTICS OF THE GENERAL DISTRICT COURTS

January 2024 thru March 2024 Filings (Compared to January 2023 thru March 2023)

Alexandria

District: 18 FIPS: 510

Other	429	▲	-3.8%	-17
Protective Orders	100	▲	+12.4%	+11
<i>GRAND TOTAL</i>	<u>5,509</u>	▼	-0.1%	-4

* Compared to same time period as previous year

** Case Type Categories are defined in the 2017 Virginia Judicial Workload Assessment
Source: SCV-SQL-Information

2024 Overall GRAND TOTAL		Distribution of Caseload			Change*		Percentage (%) of Caseload		
52,806	+884	Criminal	7,873	15%	24.9% ▲	+1,569	Criminal	2023	2024
		Traffic	35,349	67%	-4.9% ▼	-1,823	Traffic	71.6%	66.9%
2024		Civil	8,549	16%	12.8% ▲	+970	Civil	14.6%	16.2%
2023		Civil Commitments	1,035	2%	19.4% ▲	+168	Civil Commitments	1.7%	2.0%
		GRAND TOTAL	52,806	100%	1.7% ▲	+884	GRAND TOTAL	100%	100%

Filings by Division & Code

Division	Case Type Description	Code	Summary	Change	% Change	Absolute Change
Criminal	Misdemeanor	M	4,146	▲	+27.5%	+895
	Felony	F	2,879	▲	+19.7%	+473
	Capias	CA	602	▲	+40.3%	+173
	Show Cause	SC	163	▲	+11.6%	+17
	Civil Violation	CV	79	▲	+16.2%	+11
	Motion	MO	4	↔		-
	Total			7,873	▲	24.9%
Traffic	Infraction	I	30,358	▼	-4.4%	-1,392
	Misdemeanor	M	4,347	▼	-9.6%	-460
	Capias	CA	208	▲	+0.5%	+1
	Felony	F	143	▲	+34.9%	+37
	Show Cause	SC	143	▲	+10.9%	+14
	Civil Violation	CV	88	▼	-15.4%	-16
	Motion	MO	49	▼	-25.8%	-17
	Restricted Operators License	RL	13	▲	+333.3%	+10
Total			35,349	▼	-4.9%	-1,823
Civil	Warrant in Debt	WD	3,205	▲	+8.6%	+255
	Unlawful Detainer	UD	2,735	▲	+44.3%	+840
	Garnishment	GA	1,470	▲	+0.5%	+7
	Admin License	AL	345	▼	-9.9%	-38
	Other	OT	131	▲	+21.3%	+23
	Preliminary Protective Order	PP	130	▼	-6.5%	-9
	Show Cause	SC	93	▲	+1.1%	+1
	Protective Order	PO	91	▼	-6.2%	-6
	Interrogatory	IN	71	▼	-12.3%	-10
	Bond Forfeiture	BF	60	▼	-13.0%	-9
	Motion for Judgment	MJ	37	↔		-
	Counter Claim	CC	35	▼	-18.6%	-8
	Zoning Violation	ZO	35	▼	-52.7%	-39
	Impoundment	IM	28	▲	+7.7%	+2
	Overweight	OC	28	▲	+40.0%	+8
	Abstract	AJ	20	▼	-66.7%	-40
	Detinue	DT	17	▲	+70.0%	+7
	Tenants Assertion	TA	11	▼	-50.0%	-11
	Capias	CA	4	▲	+33.3%	+1
	Petition-Restore Arms	PR	3	↔		-
Cross Claim	CR	0	▼	-100.0%	-3	
Third Party Claim	TH	0	▼	-100.0%	-1	
Total			8,549	▲	12.8%	+970
Civil Commitments	Temporary Detention Order	TD	458	▲	+15.4%	+61
	Mental Commitment	MC	445	▲	+26.4%	+93
	Emergency Custody Order	EC	77	▼	-16.3%	-15
	Other	OT	41	▲	+272.7%	+30
	Medical Emergency Temporary Detention Order	MT	10	▼	-33.3%	-5
	Petition	PT	4	▲	-	+4
Total			1,035	▲	19.4%	+168
GRAND TOTAL			52,806	▲	1.7%	+884

* Compared to same time period as previous year

** Case Type Categories are defined in the 2017 Virginia Judicial Workload Assessment



CPSS - GCMS CASELOAD STATISTICS OF THE GENERAL DISTRICT COURTS
 January 2024 thru March 2024 Filings (Compared to January 2023 thru March 2023)

Filings by Major Case Category**

Category	Summary	Change	% Change	Absolute Change
Felony	3,022	▲	+20.3%	+510
Garnishment	1,541	▼	-0.2%	-3
General Civil	3,271	▲	+8.8%	+265
Infraction/Civil Violation	30,553	▲	-4.3%	-1,389
Involuntary Civil Commitments	45	▲	+309.1%	+34
Landlord /Tenant	2,746	▼	+43.2%	+829
Misdemeanor	8,541	▲	+5.0%	+406
Other	2,866	▼	+9.4%	+247
Protective Orders	221	▼	-6.4%	-15
GRAND TOTAL	52,806	▲	1.7%	+884

* Compared to same time period as previous year

** Case Type Categories are defined in the 2017 Virginia Judicial Workload Assessment
 Source: SCV-SQL-Information

2024 Overall GRAND TOTAL		Distribution of Caseload			Change*		Percentage (%) of Caseload		
1,195	-22	Criminal	172	14%	26.5% ▲	+36	Criminal	2023 11.2%	2024 14.4%
2024 		Traffic	1,012	85%	-5.2% ▼	-55	Traffic	87.7%	84.7%
2023 		Civil	11	1%	-21.4% ▼	-3	Civil	1.2%	0.9%
		GRAND TOTAL	1,195	100%	-1.8% ▼	-22	GRAND TOTAL	100%	100%

Filings by Division & Code


Division	Case Type Description	Code	Summary	Change	% Change	Absolute Change
Criminal	Misdemeanor	M	150	▲	+33.9%	+38
	Capias	CA	22	▲	+15.8%	+3
	Civil Violation	CV	0	▼	-100.0%	-2
	Felony	F	0	▼	-100.0%	-1
	Show Cause	SC	0	▼	-100.0%	-2
	Total			172	▲	26.5%
Traffic	Infraction	I	866	▼	-4.1%	-37
	Misdemeanor	M	114	▲	+5.6%	+6
	Civil Violation	CV	16	▼	-66.7%	-32
	Capias	CA	13	▲	+160.0%	+8
	Show Cause	SC	3	↔		-
	Total			1,012	▼	-5.2%
Civil	Admin License	AL	5	▼	-50.0%	-5
	Zoning Violation	ZO	5	▲	+25.0%	+1
	Protective Order	PO	1	▲	-	+1
	Total			11	▼	-21.4%
GRAND TOTAL			1,195	▼	-1.8%	-22

Filings by Major Case Category**

Category	Summary	Change	% Change	Absolute Change
Felony	0	▼	-100.0%	-1
Infraction/Civil Violation	882	▼	-7.5%	-71
Misdemeanor	269	▲	+20.1%	+45
Other	43	▲	+10.3%	+4
Protective Orders	1	▲	-	+1
GRAND TOTAL	1,195	▼	-1.8%	-22

* Compared to same time period as previous year

** Case Type Categories are defined in the 2017 Virginia Judicial Workload Assessment
 Source: SCV-SQL-Information

2024 Overall GRAND TOTAL		Distribution of Caseload			Change*		Percentage (%) of Caseload		
5,946 +470 	Criminal	533	9%	3.9% ▲	+20	Criminal	2023: 9.4%	2024: 9.0%	
	Traffic	4,730	80%	9.4% ▲	+405	Traffic	79.0%	79.5%	
	Civil	650	11%	5.9% ▲	+36	Civil	11.2%	10.9%	
	Civil Commitments	33	1%	37.5% ▲	+9	Civil Commitments	0.4%	0.6%	
	GRAND TOTAL	5,946	100%	8.6% ▲	+470	GRAND TOTAL	100%	100%	

Filings by Division & Code

Division	Case Type Description	Code	Summary	Change	% Change	Absolute Change
Criminal	Misdemeanor	M	325	▲	+16.1%	+45
	Felony	F	111	▼	-20.7%	-29
	Show Cause	SC	37	▲	+117.6%	+20
	Civil Violation	CV	32	▼	-22.0%	-9
	Capias	CA	28	▼	-20.0%	-7
	Total			533	▲	3.9%
Traffic	Infraction	I	4,057	▲	+10.3%	+379
	Misdemeanor	M	656	▲	+5.5%	+34
	Capias	CA	7	▼	-12.5%	-1
	Felony	F	6	▼	-50.0%	-6
	Show Cause	SC	4	▲	+33.3%	+1
	Civil Violation	CV	0	▼	-100.0%	-2
	Total			4,730	▲	9.4%
Civil	Warrant in Debt	WD	271	▲	+12.0%	+29
	Garnishment	GA	166	▲	+7.8%	+12
	Unlawful Detainer	UD	81	▲	+92.9%	+39
	Admin License	AL	35	▼	-28.6%	-14
	Interrogatory	IN	16	▲	+100.0%	+8
	Preliminary Protective Order	PP	15	▼	-28.6%	-6
	Protective Order	PO	14	▼	-17.6%	-3
	Other	OT	13	▼	-40.9%	-9
	Abstract	AJ	9	▼	-30.8%	-4
	Detinue	DT	6	▼	-33.3%	-3
	Zoning Violation	ZO	5	▲	-	+5
	Counter Claim	CC	4	▲	+100.0%	+2
	Impoundment	IM	4	▼	-75.0%	-12
	Motion for Judgment	MJ	4	▲	+300.0%	+3
	Show Cause	SC	4	▼	-50.0%	-4
	Bond Forfeiture	BF	1	▲	-	+1
	Overweight	OC	1	▼	-50.0%	-1
	Tenants Assertion	TA	1	▼	-66.7%	-2
	Capias	CA	0	▼	-100.0%	-1
	Petition-Restore Arms	PR	0	▼	-100.0%	-2
Restricted Operators License	RL	0	▼	-100.0%	-2	
Total			650	▲	5.9%	+36
Civil Commitments	Temporary Detention Order	TD	24	▲	+50.0%	+8
	Emergency Custody Order	EC	9	▲	+12.5%	+1
	Total			33	▲	37.5%
GRAND TOTAL			5,946	▲	8.6%	+470

Filings by Major Case Category**

Category	Summary	Change	% Change	Absolute Change
Felony	117	▼	-23.0%	-35
Garnishment	182	▲	+12.3%	+20
General Civil	283	▲	+9.7%	+25
Infraction/Civil Violation	4,090	▼	+9.9%	+367
Landlord /Tenant	82	▲	+82.2%	+37
Misdemeanor	986	▲	+9.1%	+82

* Compared to same time period as previous year

** Case Type Categories are defined in the 2017 Virginia Judicial Workload Assessment

CPSS - GCMS CASELOAD STATISTICS OF THE GENERAL DISTRICT COURTS

January 2024 thru March 2024 Filings (Compared to January 2023 thru March 2023)



Fauquier

District: 20 FIPS: 061

Other	177	▲	-8.8%	-17
Protective Orders	29	▼	-23.7%	-9
GRAND TOTAL	5,946	▲	8.6%	+470

* Compared to same time period as previous year

** Case Type Categories are defined in the 2017 Virginia Judicial Workload Assessment
Source: SCV-SQL-Information

2024 Overall GRAND TOTAL		Distribution of Caseload			Change*		Percentage (%) of Caseload		
13,842	+939	Criminal	1,692	12%	9.7% ▲	+149	Criminal	2023	2024
		Traffic	9,051	65%	11.0% ▲	+898	Traffic	12.0%	12.2%
		Civil	2,866	21%	-3.7% ▼	-110	Civil	63.2%	65.4%
		Civil Commitments	233	2%	0.9% ▲	+2	Civil Commitments	23.1%	20.7%
		GRAND TOTAL	13,842	100%	7.3% ▲	+939	GRAND TOTAL	100%	100%

Filings by Division & Code

Division	Case Type Description	Code	Summary	Change	% Change	Absolute Change
Criminal	Misdemeanor	M	878	▲	+3.5%	+30
	Felony	F	464	▲	+7.4%	+32
	Capias	CA	157	▲	+28.7%	+35
	Show Cause	SC	111	▲	+35.4%	+29
	Civil Violation	CV	82	▲	+39.0%	+23
	Total			1,692	▲	9.7%
Traffic	Infraction	I	7,885	▲	+10.5%	+749
	Misdemeanor	M	1,098	▲	+13.9%	+134
	Felony	F	24	▲	+4.3%	+1
	Capias	CA	23	▲	+15.0%	+3
	Show Cause	SC	18	▲	+100.0%	+9
	Civil Violation	CV	2	▲	-	+2
	Restricted Operators License	RL	1	↔	-	-
	Total			9,051	▲	11.0%
Civil	Warrant in Debt	WD	1,269	▲	+34.3%	+324
	Garnishment	GA	724	▼	-42.5%	-536
	Unlawful Detainer	UD	456	▲	+13.4%	+54
	Admin License	AL	98	▲	+24.1%	+19
	Show Cause	SC	77	▲	+79.1%	+34
	Interrogatory	IN	61	▲	+24.5%	+12
	Preliminary Protective Order	PP	47	▼	-6.0%	-3
	Protective Order	PO	39	▼	-25.0%	-13
	Other	OT	26	▲	-25.7%	-9
	Impoundment	IM	19	▲	+533.3%	+16
	Bond Forfeiture	BF	15	▲	+650.0%	+13
	Abstract	AJ	9	▼	-66.7%	-18
	Capias	CA	9	▲	+12.5%	+1
	Counter Claim	CC	7	▼	-30.0%	-3
	Detinue	DT	3	▲	+50.0%	+1
	Tenants Assertion	TA	3	▼	-40.0%	-2
	Overweight	OC	2	▲	-	+2
	Cross Claim	CR	1	▲	-	+1
	Petition-Restore Arms	PR	1	↔	-	-
	Interrogatory-Not	IC	0	▼	-100.0%	-1
	Mechanic's Lien	ML	0	▼	-100.0%	-1
Third Party Claim	TH	0	▼	-100.0%	-1	
Total			2,866	▼	-3.7%	-110
Civil Commitments	Temporary Detention Order	TD	98	▼	-11.7%	-13
	Mental Commitment	MC	97	▲	+31.1%	+23
	Emergency Custody Order	EC	28	▼	-6.7%	-2
	Other	OT	5	▼	-61.5%	-8
	Medical Emergency Temporary Detention Order	MT	4	▲	+100.0%	+2
	Petition	PT	1	↔	-	-
Total			233	▲	0.9%	+2
GRAND TOTAL			13,842	▲	7.3%	+939

* Compared to same time period as previous year

** Case Type Categories are defined in the 2017 Virginia Judicial Workload Assessment

CPSS - GCMS CASELOAD STATISTICS OF THE GENERAL DISTRICT COURTS

January 2024 thru March 2024 Filings (Compared to January 2023 thru March 2023)

Filings by Major Case Category**

Category	Summary	Change	% Change	Absolute Change
Felony	488	▲	+7.3%	+33
Garnishment	785	▼	-40.0%	-524
General Civil	1,284	▲	+34.3%	+328
Infraction/Civil Violation	7,971	▲	+10.8%	+776
Involuntary Civil Commitments	6	▼	-57.1%	-8
Landlord /Tenant	459	▼	+12.8%	+52
Misdemeanor	1,977	▲	+9.0%	+164
Other	786	▲	+20.6%	+134
Protective Orders	86	▼	-15.7%	-16
GRAND TOTAL	13,842	▲	7.3%	+939

* Compared to same time period as previous year

** Case Type Categories are defined in the 2017 Virginia Judicial Workload Assessment
Source: SCV-SQL-Information

2024 Overall GRAND TOTAL		Distribution of Caseload		Change*		Percentage (%) of Caseload			
992	+169	Criminal	142	14%	115.2% ▲	+76	Criminal	2023: 8.0%	2024: 14.3%
		Traffic	808	81%	13.8% ▲	+98	Traffic	86.3%	81.5%
2024		Civil	42	4%	-8.7% ▼	-4	Civil	5.6%	4.2%
2023		Civil Commitments	0	0%	-100.0% ▼	-1	Civil Commitments	0.1%	0.0%
GRAND TOTAL		GRAND TOTAL	992	100%	20.5% ▲	+169	GRAND TOTAL	100%	100%

Filings by Division & Code

Division	Case Type Description	Code	Summary	Change	% Change	Absolute Change
Criminal	Misdemeanor	M	91	▲	+139.5%	+53
	Felony	F	35	▲	+118.8%	+19
	Capias	CA	7	▲	+133.3%	+4
	Show Cause	SC	5	▼	-16.7%	-1
	Civil Violation	CV	4	▲	+33.3%	+1
	Total			142	▲	115.2%
Traffic	Infraction	I	661	▲	+5.3%	+33
	Misdemeanor	M	142	▲	+86.8%	+66
	Show Cause	SC	2	↔		-
	Capias	CA	1	▼	-66.7%	-2
	Felony	F	1	↔		-
	Restricted Operators License	RL	1	▲	-	+1
	Total			808	▲	13.8%
Civil	Warrant in Debt	WD	13	▲	+44.4%	+4
	Garnishment	GA	10	▲	+100.0%	+5
	Admin License	AL	7	▼	-22.2%	-2
	Impoundment	IM	4	▼	-66.7%	-8
	Unlawful Detainer	UD	4	▲	+100.0%	+2
	Abstract	AJ	1	▲	-	+1
	Other	OT	1	▲		-
	Preliminary Protective Order	PP	1	▼	-75.0%	-3
	Protective Order	PO	1	▼	-75.0%	-3
Total			42	▼	-8.7%	-4
Civil Commitments	Emergency Custody Order	EC	0	▼	-100.0%	-1
	Total			0	▼	-100.0%
GRAND TOTAL			992	▲	20.5%	+169



Filings by Major Case Category**

Category	Summary	Change	% Change	Absolute Change
Felony	36	▲	+111.8%	+19
Garnishment	10	▲	+100.0%	+5
General Civil	13	▼	+30.0%	+3
Infraction/Civil Violation	665	▲	+5.4%	+34
Landlord /Tenant	4	▲	+100.0%	+2
Misdemeanor	234	▲	+105.3%	+120
Other	28	▲	-22.2%	-8
Protective Orders	2	▼	-75.0%	-6
GRAND TOTAL	992	▲	20.5%	+169

* Compared to same time period as previous year

** Case Type Categories are defined in the 2017 Virginia Judicial Workload Assessment

Source: SCV-SQL-Information

2024 Overall GRAND TOTAL		Distribution of Caseload			Change*		Percentage (%) of Caseload		
2,845	+516	Criminal	406	14%	21.6% ▲	+72	Criminal	2023	2024
		Traffic	1,625	57%	30.6% ▲	+381	Traffic	14.3%	14.3%
		Civil	744	26%	8.0% ▲	+55	Civil	53.4%	57.1%
		Civil Commitments	70	2%	12.9% ▲	+8	Civil Commitments	29.6%	26.2%
		GRAND TOTAL	2,845	100%	22.2% ▲	+516	GRAND TOTAL	2.7%	2.5%
							GRAND TOTAL	100%	100%

Filings by Division & Code

Division	Case Type Description	Code	Summary	Change	% Change	Absolute Change
Criminal	Misdemeanor	M	214	▲	+3.4%	+7
	Felony	F	131	▲	+72.4%	+55
	Civil Violation	CV	29	▲	+93.3%	+14
	Capias	CA	20	▼	-4.8%	-1
	Show Cause	SC	12	▼	-20.0%	-3
	Total			406	▲	21.6%
Traffic	Infraction	I	1,200	▲	+33.9%	+304
	Misdemeanor	M	408	▲	+29.5%	+93
	Show Cause	SC	10	▼	-16.7%	-2
	Felony	F	4	▼	-50.0%	-4
	Capias	CA	3	▼	-70.0%	-7
	Civil Violation	CV	0	▼	-100.0%	-3
	Total			1,625	▲	30.6%
Civil	Warrant in Debt	WD	266	▲	+10.4%	+25
	Garnishment	GA	181	▼	-12.1%	-25
	Unlawful Detainer	UD	136	▲	+14.3%	+17
	Detinue	DT	38	▲	+111.1%	+20
	Other	OT	36	▲	+28.6%	+8
	Protective Order	PO	27	▲	+68.8%	+11
	Preliminary Protective Order	PP	25	▲	+38.9%	+7
	Bond Forfeiture	BF	15	▼	-21.1%	-4
	Admin License	AL	11	▼	-21.4%	-3
	Abstract	AJ	4	▲	+100.0%	+2
	Overweight	OC	3	▲	-	+3
	Interrogatory	IN	2	↔	-	-
	Counter Claim	CC	0	▼	-100.0%	-1
	Distress Seizure	DS	0	▼	-100.0%	-1
	Impoundment	IM	0	▼	-100.0%	-3
	Third Party Claim	TH	0	▼	-100.0%	-1
Total			744	▲	8.0%	+55
Civil Commitments	Temporary Detention Order	TD	37	▲	+15.6%	+5
	Emergency Custody Order	EC	22	↔	-	-
	Mental Commitment	MC	11	▲	+37.5%	+3
	Total			70	▲	12.9%
GRAND TOTAL			2,845	▲	22.2%	+516

Filings by Major Case Category**



Category	Summary	Change	% Change	Absolute Change
Felony	135	▲	+60.7%	+51
Garnishment	183	▼	-12.0%	-25
General Civil	305	▲	+16.9%	+44
Infraction/Civil Violation	1,232	▲	+34.8%	+318
Landlord /Tenant	136	▲	+14.3%	+17
Misdemeanor	622	▲	+19.2%	+100
Other	180	▼	-3.7%	-7
Protective Orders	52	▲	+52.9%	+18
GRAND TOTAL	2,845	▲	22.2%	+516

* Compared to same time period as previous year

** Case Type Categories are defined in the 2017 Virginia Judicial Workload Assessment

* Compared to same time period as previous year

** Case Type Categories are defined in the 2017 Virginia Judicial Workload Assessment
Source: SCV-SQL-Information

2024 Overall GRAND TOTAL		Distribution of Caseload		Change*		Percentage (%) of Caseload			
1,051	-532	Criminal	217	21%	2.4% ▲	+5	Criminal	2023 13.4%	2024 20.6%
		Traffic	452	43%	-55.1% ▼	-554	Traffic	63.6%	43.0%
2024	2023	Civil	314	30%	0.0% ↔	0	Civil	19.8%	29.9%
		Civil Commitments	68	6%	33.3% ▲	+17	Civil Commitments	3.2%	6.5%
		GRAND TOTAL	1,051	100%	-33.6% ▼	-532	GRAND TOTAL	100%	100%

Filings by Division & Code

Division	Case Type Description	Code	Summary	Change	% Change	Absolute Change
Criminal	Misdemeanor	M	124	▲	+12.7%	+14
	Felony	F	57	▼	-26.9%	-21
	Show Cause	SC	18	▲	+200.0%	+12
	Capias	CA	16	▼	-5.9%	-1
	Civil Violation	CV	2	▲	+100.0%	+1
	Total			217	▲	2.4%
Traffic	Infraction	I	318	▼	-59.7%	-472
	Misdemeanor	M	122	▼	-39.6%	-80
	Show Cause	SC	8	▲	+33.3%	+2
	Felony	F	3	▲	+50.0%	+1
	Capias	CA	1	▼	-80.0%	-4
	Civil Violation	CV	0	▼	-100.0%	-1
	Total			452	▼	-55.1%
Civil	Unlawful Detainer	UD	119	▲	+46.9%	+38
	Warrant in Debt	WD	85	▲	+18.1%	+13
	Garnishment	GA	81	▼	-30.2%	-35
	Other	OT	9	▲	+28.6%	+2
	Admin License	AL	5	▼	-44.4%	-4
	Bond Forfeiture	BF	5	▼	-66.7%	-10
	Protective Order	PO	4	▲	+33.3%	+1
	Preliminary Protective Order	PP	3	↔		-
	Abstract	AJ	1	▼	-50.0%	-1
	Impoundment	IM	1	▼	-50.0%	-1
	Interrogatory	IN	1	▼	-50.0%	-1
	Detinue	DT	0	▼	-100.0%	-1
	Show Cause	SC	0	▼	-100.0%	-1
	Total			314		0.0%
Civil Commitments	Temporary Detention Order	TD	31	▲	+82.4%	+14
	Emergency Custody Order	EC	24	▼	-7.7%	-2
	Mental Commitment	MC	13	▲	+62.5%	+5
	Total			68	▲	33.3%
GRAND TOTAL			1,051	▼	-33.6%	-532

Filings by Major Case Category**

Category	Summary	Change	% Change	Absolute Change
Felony	60	▲	-25.0%	-20
Garnishment	82	▼	-30.5%	-36
General Civil	85	▼	+16.4%	+12
Infraction/Civil Violation	320	▼	-59.6%	-472
Landlord /Tenant	119	▲	+46.9%	+38
Misdemeanor	246	▼	-21.2%	-66
Other	132	▲	+9.1%	+11
Protective Orders	7	▲	+16.7%	+1
GRAND TOTAL	1,051	▼	-33.6%	-532

* Compared to same time period as previous year

** Case Type Categories are defined in the 2017 Virginia Judicial Workload Assessment

CPSS - GCMS CASELOAD STATISTICS OF THE GENERAL DISTRICT COURTS

January 2024 thru March 2024 Filings (Compared to January 2023 thru March 2023)

2024 Overall GRAND TOTAL		Distribution of Caseload			Change*		Percentage (%) of Caseload		
703	+59	Criminal	148	21%	48.0% ▲	+48	Criminal	2023	2024
		Traffic	438	62%	7.9% ▲	+32	Traffic	15.5%	21.1%
2024		Civil	117	17%	-7.9% ▼	-10	Civil	63.0%	62.3%
2023		Civil Commitments	0	0%	-100.0% ▼	-11	Civil Commitments	19.7%	16.6%
		GRAND TOTAL	703	100%	9.2% ▲	+59	GRAND TOTAL	1.7%	0.0%
							GRAND TOTAL	100%	100%

Filings by Division & Code



Division	Case Type Description	Code	Summary	Change	% Change	Absolute Change
Criminal	Misdemeanor	M	92	▲	+53.3%	+32
	Felony	F	47	▲	+213.3%	+32
	Capias	CA	5	▼	-50.0%	-5
	Civil Violation	CV	2	▼	-33.3%	-1
	Show Cause	SC	2	▼	-83.3%	-10
	Total			148	▲	48.0%
Traffic	Infraction	I	338	▲	+6.0%	+19
	Misdemeanor	M	96	▲	+14.3%	+12
	Felony	F	4	▲	+300.0%	+3
	Capias	CA	0	▼	-100.0%	-2
	Total			438	▲	7.9%
Civil	Warrant in Debt	WD	59	▼	-4.8%	-3
	Garnishment	GA	29	▲	+26.1%	+6
	Unlawful Detainer	UD	9	▼	-43.8%	-7
	Admin License	AL	5	▲	+150.0%	+3
	Protective Order	PO	5	▼	-37.5%	-3
	Preliminary Protective Order	PP	4	▼	-20.0%	-1
	Counter Claim	CC	2	▲	-	+2
	Other	OT	2	▼	-50.0%	-2
	Abstract	AJ	1	▲	-	+1
	Bond Forfeiture	BF	1	▼	-75.0%	-3
	Capias	CA	0	▼	-100.0%	-1
	Motion for Judgment	MJ	0	▼	-100.0%	-1
	Overweight	OC	0	▼	-100.0%	-1
	Total			117	▼	-7.9%
Civil Commitments	Emergency Custody Order	EC	0	▼	-100.0%	-3
	Temporary Detention Order	TD	0	▼	-100.0%	-8
	Total			0	▼	-100.0%
GRAND TOTAL			703	▲	9.2%	+59

Filings by Major Case Category**

Category	Summary	Change	% Change	Absolute Change	
Felony	51	▲	+218.8%	+35	
Garnishment	29	▲	+26.1%	+6	
General Civil	59	▼	-6.3%	-4	
Infraction/Civil Violation	340	▼	+5.3%	+17	
Landlord /Tenant	9	▼	-43.8%	-7	
Misdemeanor	188	▲	+30.6%	+44	
Other	18	▲	-60.9%	-28	
Protective Orders	9	▼	-30.8%	-4	
GRAND TOTAL		703	▲	9.2%	+59

* Compared to same time period as previous year

** Case Type Categories are defined in the 2017 Virginia Judicial Workload Assessment

2024 Overall GRAND TOTAL		Distribution of Caseload			Change*		Percentage (%) of Caseload		
3,667	-177	Criminal	981	27%	12.6% ▲	+110	Criminal	2023	2024
		Traffic	1,269	35%	-3.5% ▼	-46	Traffic	22.7%	26.8%
2024	2023	Civil	1,141	31%	-16.8% ▼	-231	Civil	34.2%	34.6%
		Civil Commitments	276	8%	-3.5% ▼	-10	Civil Commitments	35.7%	31.1%
		GRAND TOTAL	3,667	100%	-4.6% ▼	-177	GRAND TOTAL	7.4%	7.5%
							GRAND TOTAL	100%	100%

Filings by Division & Code

Division	Case Type Description	Code	Summary	Change	% Change	Absolute Change
Criminal	Misdemeanor	M	577	▲	+5.9%	+32
	Felony	F	301	▲	+51.3%	+102
	Capias	CA	88	▲	+4.8%	+4
	Show Cause	SC	7	▼	-75.9%	-22
	Civil Violation	CV	6	▼	-25.0%	-2
	Motion	MO	1	▲	-	+1
	Restricted Operators License	RL	1	▼	-83.3%	-5
	Total			981	▲	12.6%
Traffic	Infraction	I	912	▼	-5.1%	-49
	Misdemeanor	M	331	▲	+3.1%	+10
	Capias	CA	18	▼	-28.0%	-7
	Felony	F	7	▲	+133.3%	+4
	Other	O	1	▲	-	+1
	Restricted Operators License	RL	0	▼	-100.0%	-3
	Show Cause	SC	0	▼	-100.0%	-2
Total			1,269	▼	-3.5%	-46
Civil	Unlawful Detainer	UD	330	▼	-17.9%	-72
	Warrant in Debt	WD	315	▼	-10.5%	-37
	Garnishment	GA	240	▼	-11.1%	-30
	Detinue	DT	105	▼	-45.3%	-87
	Other	OT	72	▼	+2.9%	+2
	Protective Order	PO	31	▲	+55.0%	+11
	Preliminary Protective Order	PP	25	▲	+4.2%	+1
	Admin License	AL	9	▼	-40.0%	-6
	Bond Forfeiture	BF	5	▼	-44.4%	-4
	Impoundment	IM	3	↔	-	-
	Tenants Assertion	TA	3	▲	-	+3
	Interrogatory	IN	2	↔	-	-
	Motion for Judgment	MJ	1	↔	-	-
	Abstract	AJ	0	▼	-100.0%	-6
	Counter Claim	CC	0	▼	-100.0%	-2
	Petition-Restore Arms	PR	0	▼	-100.0%	-2
Show Cause	SC	0	▼	-100.0%	-2	
Total			1,141	▼	-16.8%	-231
Civil Commitments	Mental Commitment	MC	140	▲	+11.1%	+14
	Other	OT	58	▲	+5.5%	+3
	Temporary Detention Order	TD	54	▼	-5.3%	-3
	Emergency Custody Order	EC	22	▼	-47.6%	-20
	Petition	PT	2	▼	-60.0%	-3
	Medical Emergency Temporary Detention Order	MT	0	▼	-100.0%	-1
Total			276	▼	-3.5%	-10
GRAND TOTAL			3,667	▼	-4.6%	-177

Filings by Major Case Category**

Category	Summary	Change	% Change	Absolute Change
Felony	308	▲	+52.5%	+106
Garnishment	242	▼	-11.0%	-30
General Civil	423	▼	-23.5%	-130

* Compared to same time period as previous year

** Case Type Categories are defined in the 2017 Virginia Judicial Workload Assessment

CPSS - GCMS CASELOAD STATISTICS OF THE GENERAL DISTRICT COURTS

January 2024 thru March 2024 Filings (Compared to January 2023 thru March 2023)



Danville

District: 22 FIPS: 590

Infraction/Civil Violation	919	▲	-5.2%	-50
Involuntary Civil Commitments	60	▼		0
Landlord /Tenant	333	▲	-17.2%	-69
Misdemeanor	909	▼	+3.9%	+34
Other	417	▲	-10.7%	-50
Protective Orders	56	▲	+27.3%	+12
GRAND TOTAL	3,667	▼	-4.6%	-177

* Compared to same time period as previous year

** Case Type Categories are defined in the 2017 Virginia Judicial Workload Assessment
Source: SCV-SQL-Information

2024 Overall GRAND TOTAL		Distribution of Caseload			Change*		Percentage (%) of Caseload		
3,000	+906	Criminal	440	15%	4.8% ▲	+20	Criminal	2023	2024
		Traffic	1,918	64%	65.9% ▲	+762	Traffic	55.2%	63.9%
		Civil	595	20%	28.0% ▲	+130	Civil	22.2%	19.8%
		Civil Commitments	47	2%	-11.3% ▼	-6	Civil Commitments	2.5%	1.6%
		GRAND TOTAL	3,000	100%	43.3% ▲	+906	GRAND TOTAL	100%	100%

Filings by Division & Code

Division	Case Type Description	Code	Summary	Change	% Change	Absolute Change
Criminal	Misdemeanor	M	282	▲	+8.0%	+21
	Felony	F	94	▼	-5.1%	-5
	Capias	CA	27	▼	-25.0%	-9
	Civil Violation	CV	21	▲	+200.0%	+14
	Show Cause	SC	16	▼	-5.9%	-1
	Total			440	▲	4.8%
Traffic	Infraction	I	1,641	▲	+76.8%	+713
	Misdemeanor	M	264	▲	+23.9%	+51
	Capias	CA	10	↔	-	-
	Felony	F	2	▼	-50.0%	-2
	Show Cause	SC	1	▲	-	+1
	Civil Violation	CV	0	▼	-100.0%	-1
	Total			1,918	▲	65.9%
Civil	Warrant in Debt	WD	248	▲	+52.1%	+85
	Garnishment	GA	163	▲	+17.3%	+24
	Unlawful Detainer	UD	59	▼	-9.2%	-6
	Other	OT	28	▲	+12.0%	+3
	Detinue	DT	21	▲	+23.5%	+4
	Admin License	AL	17	▲	+30.8%	+4
	Preliminary Protective Order	PP	14	▲	+16.7%	+2
	Bond Forfeiture	BF	12	▲	+140.0%	+7
	Impoundment	IM	11	▲	+450.0%	+9
	Show Cause	SC	6	▲	+100.0%	+3
	Interrogatory	IN	5	▼	-37.5%	-3
	Abstract	AJ	4	▲	-	+4
	Protective Order	PO	4	▼	-33.3%	-2
	Counter Claim	CC	2	▲	+100.0%	+1
	Motion for Judgment	MJ	1	▲	-	+1
	Petition-Restore Arms	PR	0	▼	-100.0%	-2
	Tenants Assertion	TA	0	▼	-100.0%	-4
Total			595	▲	28.0%	+130
Civil Commitments	Temporary Detention Order	TD	26	▼	-10.3%	-3
	Emergency Custody Order	EC	20	▲	+11.1%	+2
	Mental Commitment	MC	1	▼	-83.3%	-5
	Total			47	▼	-11.3%
GRAND TOTAL			3,000	▲	43.3%	+906

Filings by Major Case Category**

Category	Summary	Change	% Change	Absolute Change
Felony	96	▼	-6.8%	-7
Garnishment	168	▼	+14.3%	+21
General Civil	271	▲	+48.1%	+88
Infraction/Civil Violation	1,662	▲	+77.6%	+726
Landlord /Tenant	59	▼	-14.5%	-10
Misdemeanor	546	▲	+15.2%	+72
Other	180	▲	+9.8%	+16
Protective Orders	18	▼	-	0

* Compared to same time period as previous year

** Case Type Categories are defined in the 2017 Virginia Judicial Workload Assessment



Source: SCV-SQL-Information

CPSS - GCMS CASELOAD STATISTICS OF THE GENERAL DISTRICT COURTS
January 2024 thru March 2024 Filings (Compared to January 2023 thru March 2023)

<i>GRAND TOTAL</i>	3,000	▲	43.3%	+906
---------------------------	--------------	---	-------	------

* Compared to same time period as previous year

** Case Type Categories are defined in the 2017 Virginia Judicial Workload Assessment
Source: SCV-SQL-Information

2024 Overall GRAND TOTAL		Distribution of Caseload			Change*		Percentage (%) of Caseload		
3,142	+1,069	Criminal	185	6%	-26.9% ▼	-68	Criminal	2023	2024
		Traffic	2,157	69%	105.8% ▲	+1,109	Traffic	12.2%	5.9%
		Civil	745	24%	1.1% ▲	+8	Civil	50.6%	68.7%
		Civil Commitments	55	2%	57.1% ▲	+20	Civil Commitments	35.6%	23.7%
		GRAND TOTAL	3,142	100%	51.6% ▲	+1,069	GRAND TOTAL	100%	100%

Filings by Division & Code

Division	Case Type Description	Code	Summary	Change	% Change	Absolute Change
Criminal	Misdemeanor	M	119	▼	-30.8%	-53
	Felony	F	43	▼	-8.5%	-4
	Capias	CA	18	▲	+20.0%	+3
	Civil Violation	CV	4	▼	-60.0%	-6
	Show Cause	SC	1	▼	-88.9%	-8
	Total			185	▼	-26.9%
Traffic	Infraction	I	1,837	▲	+111.4%	+968
	Misdemeanor	M	307	▲	+81.7%	+138
	Capias	CA	7	▲	+75.0%	+3
	Felony	F	5	▲	+66.7%	+2
	Show Cause	SC	1	▼	-66.7%	-2
	Total			2,157	▲	105.8%
Civil	Warrant in Debt	WD	393	▲	+6.2%	+23
	Garnishment	GA	211	▲	+8.8%	+17
	Unlawful Detainer	UD	76	▼	-20.0%	-19
	Other	OT	24	▼	-11.1%	-3
	Abstract	AJ	13	▲	+30.0%	+3
	Preliminary Protective Order	PP	6	▼	-14.3%	-1
	Detinue	DT	5	▲	+66.7%	+2
	Show Cause	SC	4	▲	-	+4
	Impoundment	IM	3	▲	+200.0%	+2
	Protective Order	PO	3	▼	-25.0%	-1
	Bond Forfeiture	BF	2	▼	-50.0%	-2
	Counter Claim	CC	2	↔	-	-
	Admin License	AL	1	▼	-85.7%	-6
	Interrogatory	IN	1	▼	-88.9%	-8
	Tenants Assertion	TA	1	▲	-	+1
	Motion for Judgment	MJ	0	▼	-100.0%	-1
Petition-Restore Arms	PR	0	▼	-100.0%	-3	
Total			745	▲	1.1%	+8
Civil Commitments	Temporary Detention Order	TD	32	▲	+68.4%	+13
	Emergency Custody Order	EC	22	▲	+46.7%	+7
	Other	OT	1	▲	-	+1
	Medical Emergency Temporary Detention Order	MT	0	▼	-100.0%	-1
Total			55	▲	57.1%	+20
GRAND TOTAL			3,142	▲	51.6%	+1,069

Filings by Major Case Category**

Category	Summary	Change	% Change	Absolute Change
Felony	48	▲	-4.0%	-2
Garnishment	212	▼	+4.4%	+9
General Civil	400	▼	+5.3%	+20
Infraction/Civil Violation	1,841	▲	+109.4%	+962
Involuntary Civil Commitments	1	▲	-	+1
Landlord /Tenant	77	▲	-18.9%	-18
Misdemeanor	426	▲	+24.9%	+85
Other	128	▲	+12.3%	+14

* Compared to same time period as previous year

** Case Type Categories are defined in the 2017 Virginia Judicial Workload Assessment

Source: SCV-SQL-Information

CPSS - GCMS CASELOAD STATISTICS OF THE GENERAL DISTRICT COURTS
January 2024 thru March 2024 Filings (Compared to January 2023 thru March 2023)

Protective Orders	9	▼	-18.2%	-2
GRAND TOTAL	3,142	▲	51.6%	+1,069

* Compared to same time period as previous year



** Case Type Categories are defined in the 2017 Virginia Judicial Workload Assessment
Source: SCV-SQL-Information

CPSS - GCMS CASELOAD STATISTICS OF THE GENERAL DISTRICT COURTS

January 2024 thru March 2024 Filings (Compared to January 2023 thru March 2023)

Roanoke

District: 23 FIPS: 770

2024 Overall GRAND TOTAL		Distribution of Caseload			Change*		Percentage (%) of Caseload		
8,953	+1,750	Criminal	1,200	13%	-3.1% ▼	-38	Criminal	2023	2024
		Traffic	4,585	51%	59.0% ▲	+1,702	Traffic	17.2%	13.4%
		Civil	2,832	32%	3.1% ▲	+85	Civil	40.0%	51.2%
		Civil Commitments	336	4%	0.3% ▲	+1	Civil Commitments	38.1%	31.6%
		GRAND TOTAL	8,953	100%	24.3% ▲	+1,750	GRAND TOTAL	4.7%	3.8%
							GRAND TOTAL	100%	100%

Filings by Division & Code

Division	Case Type Description	Code	Summary	Change	% Change	Absolute Change
Criminal	Misdemeanor	M	838	▲	+2.2%	+18
	Felony	F	302	▼	-10.1%	-34
	Capias	CA	36	▲	+12.5%	+4
	Show Cause	SC	20	▼	-42.9%	-15
	Civil Violation	CV	2	▼	-80.0%	-8
	Motion	MO	1	▼	-75.0%	-3
	Restricted Operators License	RL	1	↔		-
	Total			1,200	▼	-3.1%
Traffic	Infraction	I	3,477	▲	+62.6%	+1,338
	Misdemeanor	M	1,048	▲	+59.0%	+389
	Felony	F	22	▼	-18.5%	-5
	Show Cause	SC	13	▼	-38.1%	-8
	Civil Violation	CV	12	▲	+9.1%	+1
	Motion	MO	8	▲	+33.3%	+2
	Capias	CA	5	▼	-37.5%	-3
	Restricted Operators License	RL	0	▼	-100.0%	-12
Total			4,585	▲	59.0%	+1,702
Civil	Warrant in Debt	WD	938	▲	+19.8%	+155
	Unlawful Detainer	UD	754	▲	+3.1%	+23
	Garnishment	GA	587	▼	-15.9%	-111
	Other	OT	128	▲		-
	Detinue	DT	112	▼	-27.3%	-42
	Protective Order	PO	83	▲	+219.2%	+57
	Preliminary Protective Order	PP	75	▼	-8.5%	-7
	Interrogatory	IN	56	▲	+51.4%	+19
	Admin License	AL	25	▲	+47.1%	+8
	Show Cause	SC	19	▼	-34.5%	-10
	Bond Forfeiture	BF	15	▼	-42.3%	-11
	Tenants Assertion	TA	14	▲	+100.0%	+7
	Abstract	AJ	10	▼	-37.5%	-6
	Counter Claim	CC	9	▲	+200.0%	+6
	Impoundment	IM	4	▼	-20.0%	-1
	Motion for Judgment	MJ	2	▲	+100.0%	+1
Capias	CA	1	▼	-75.0%	-3	
Total			2,832	▲	3.1%	+85
Civil Commitments	Temporary Detention Order	TD	182	▲	+19.7%	+30
	Mental Commitment	MC	68	▼	-22.7%	-20
	Emergency Custody Order	EC	41	▼	-28.1%	-16
	Medical Emergency Temporary Detention Order	MT	33	▲	+37.5%	+9
	Other	OT	12	▼	-14.3%	-2
Total			336	▲	0.3%	+1
GRAND TOTAL			8,953	▲	24.3%	+1,750

Filings by Major Case Category**

Category	Summary	Change	% Change	Absolute Change
Felony	324	▼	-10.7%	-39
Garnishment	643	▲	-12.5%	-92
General Civil	1,061	▲	+12.3%	+116

* Compared to same time period as previous year

** Case Type Categories are defined in the 2017 Virginia Judicial Workload Assessment

Source: SCV-SQL-Information

CPSS - GCMS CASELOAD STATISTICS OF THE GENERAL DISTRICT COURTS

January 2024 thru March 2024 Filings (Compared to January 2023 thru March 2023)



Roanoke

District: 23 FIPS: 770

Infraction/Civil Violation	3,491	▼	+61.6%	+1,331
Involuntary Civil Commitments	12	▼	-14.3%	-2
Landlord /Tenant	768	▲	+4.1%	+30
Misdemeanor	1,887	▼	+26.5%	+395
Other	609	▼	-6.0%	-39
Protective Orders	158	▲	+46.3%	+50
GRAND TOTAL	8,953	▲	24.3%	+1,750

* Compared to same time period as previous year

** Case Type Categories are defined in the 2017 Virginia Judicial Workload Assessment
Source: SCV-SQL-Information

2024 Overall GRAND TOTAL		Distribution of Caseload			Change*		Percentage (%) of Caseload		
6,556	+739	Criminal	642	10%	-2.7% ▼	-18	Criminal	2023	2024
		Traffic	4,599	70%	14.1% ▲	+569	Traffic	11.3%	9.8%
		Civil	1,063	16%	22.0% ▲	+192	Civil	69.3%	70.1%
		Civil Commitments	252	4%	-1.6% ▼	-4	Civil Commitments	15.0%	16.2%
		GRAND TOTAL	6,556	100%	12.7% ▲	+739	GRAND TOTAL	4.4%	3.8%
							GRAND TOTAL	100%	100%

Filings by Division & Code

Division	Case Type Description	Code	Summary	Change	% Change	Absolute Change
Criminal	Misdemeanor	M	439	▲	+2.8%	+12
	Felony	F	138	▼	-13.8%	-22
	Capias	CA	41	▲	+17.1%	+6
	Show Cause	SC	22	▼	-15.4%	-4
	Civil Violation	CV	2	▼	-83.3%	-10
	Total			642	▼	-2.7%
Traffic	Infraction	I	3,485	▲	+12.1%	+375
	Misdemeanor	M	1,043	▲	+22.7%	+193
	Show Cause	SC	33	▲	+10.0%	+3
	Capias	CA	24	▲	+50.0%	+8
	Civil Violation	CV	8	▼	-11.1%	-1
	Felony	F	6	▼	-50.0%	-6
	Restricted Operators License	RL	0	▼	-100.0%	-3
	Total			4,599	▲	14.1%
Civil	Warrant in Debt	WD	429	▲	+41.6%	+126
	Garnishment	GA	262	▲	+44.0%	+80
	Unlawful Detainer	UD	215	▲	+6.4%	+13
	Other	OT	29	↔		-
	Admin License	AL	26	▼	-18.8%	-6
	Bond Forfeiture	BF	17	▼	-10.5%	-2
	Preliminary Protective Order	PP	15	▼	-34.8%	-8
	Protective Order	PO	15	▼	-11.8%	-2
	Abstract	AJ	12	▲	+71.4%	+5
	Interrogatory	IN	12	▼	-20.0%	-3
	Show Cause	SC	11	▼	-31.3%	-5
	Impoundment	IM	9	▼	-50.0%	-9
	Counter Claim	CC	4	▲	+300.0%	+3
	Detinue	DT	4	▲	+100.0%	+2
	Motion for Judgment	MJ	1	▼	-50.0%	-1
	Petition-Restore Arms	PR	1	↔		-
	Third Party Claim	TH	1	▲	-	+1
	Capias	CA	0	▼	-100.0%	-1
	Tenants Assertion	TA	0	▼	-100.0%	-1
Total			1,063	▲	22.0%	+192
Civil Commitments	Mental Commitment	MC	146	▼	-14.6%	-25
	Temporary Detention Order	TD	54	▲	+35.0%	+14
	Other	OT	30	▲	+7.1%	+2
	Emergency Custody Order	EC	22	▲	+29.4%	+5
Total			252	▼	-1.6%	-4
GRAND TOTAL			6,556	▲	12.7%	+739

Filings by Major Case Category**

Category	Summary	Change	% Change	Absolute Change
Felony	144	▼	-16.3%	-28
Garnishment	274	▲	+39.1%	+77
General Civil	440	▲	+39.2%	+124
Infraction/Civil Violation	3,495	▼	+11.6%	+364
Involuntary Civil Commitments	30	▲	+7.1%	+2

* Compared to same time period as previous year



** Case Type Categories are defined in the 2017 Virginia Judicial Workload Assessment

CPSS - GCMS CASELOAD STATISTICS OF THE GENERAL DISTRICT COURTS
 January 2024 thru March 2024 Filings (Compared to January 2023 thru March 2023)

Landlord /Tenant	215	▼	+5.9%	+12
Misdemeanor	1,482	▼	+15.8%	+202
Other	446	▲	-0.9%	-4
Protective Orders	30	▼	-25.0%	-10
GRAND TOTAL	6,556	▲	12.7%	+739

* Compared to same time period as previous year

** Case Type Categories are defined in the 2017 Virginia Judicial Workload Assessment
 Source: SCV-SQL-Information

2024 Overall GRAND TOTAL		Distribution of Caseload			Change*		Percentage (%) of Caseload		
2,491	+401	Criminal	443	18%	29.9% ▲	+102	Criminal	2023	2024
		Traffic	1,353	54%	19.7% ▲	+223	Traffic	16.3%	17.8%
		Civil	478	19%	12.2% ▲	+52	Civil	54.1%	54.3%
		Civil Commitments	217	9%	12.4% ▲	+24	Civil Commitments	20.4%	19.2%
		GRAND TOTAL	2,491	100%	19.2% ▲	+401	GRAND TOTAL	9.2%	8.7%
							GRAND TOTAL	100%	100%

Filings by Division & Code

Division	Case Type Description	Code	Summary	Change	% Change	Absolute Change
Criminal	Misdemeanor	M	299	▲	+37.8%	+82
	Felony	F	88	▲	+14.3%	+11
	Capias	CA	23	↔		-
	Show Cause	SC	23	▲	+21.1%	+4
	Civil Violation	CV	10	▲	+100.0%	+5
	Total			443	▲	29.9%
Traffic	Infraction	I	1,084	▲	+15.9%	+149
	Misdemeanor	M	255	▲	+50.9%	+86
	Show Cause	SC	9	▼	-59.1%	-13
	Felony	F	4	▲	+300.0%	+3
	Capias	CA	1	▼	-66.7%	-2
	Total			1,353	▲	19.7%
Civil	Warrant in Debt	WD	174	▲	+16.0%	+24
	Unlawful Detainer	UD	125	▼	-3.8%	-5
	Garnishment	GA	82	▲	+36.7%	+22
	Admin License	AL	29	▲	+190.0%	+19
	Other	OT	20	▼	-9.1%	-2
	Detinue	DT	19	▲	+11.8%	+2
	Show Cause	SC	8	▲	+60.0%	+3
	Preliminary Protective Order	PP	7	▼	-30.0%	-3
	Impoundment	IM	6	▲	+500.0%	+5
	Protective Order	PO	4	▼	-63.6%	-7
	Interrogatory	IN	2	▼	-66.7%	-4
	Abstract	AJ	1	↔		-
	Motion for Judgment	MJ	1	▲	-	+1
	Petition-Restore Arms	PR	0	▼	-100.0%	-1
	Tenants Assertion	TA	0	▼	-100.0%	-2
	Total			478	▲	12.2%
Civil Commitments	Mental Commitment	MC	136	▲	+15.3%	+18
	Temporary Detention Order	TD	44	▼	-17.0%	-9
	Emergency Custody Order	EC	18	▲	+80.0%	+8
	Other	OT	14	▲	+55.6%	+5
	Medical Emergency Temporary Detention Order	MT	5	▲	+66.7%	+2
	Total			217	▲	12.4%
GRAND TOTAL			2,491	▲	19.2%	+401

Filings by Major Case Category**

Category	Summary	Change	% Change	Absolute Change
Felony	92	▲	+17.9%	+14
Garnishment	84	▼	+27.3%	+18
General Civil	194	▲	+13.5%	+23
Infraction/Civil Violation	1,094	▲	+16.4%	+154
Involuntary Civil Commitments	14	▲	+55.6%	+5
Landlord /Tenant	125	▼	-5.3%	-7
Misdemeanor	554	▲	+43.5%	+168
Other	323	▲	+12.5%	+36
Protective Orders	11	▼	-47.6%	-10

* Compared to same time period as previous year

** Case Type Categories are defined in the 2017 Virginia Judicial Workload Assessment

CPSS - GCMS CASELOAD STATISTICS OF THE GENERAL DISTRICT COURTS
January 2024 thru March 2024 Filings (Compared to January 2023 thru March 2023)



<i>GRAND TOTAL</i>	2,491	▲	19.2%	+401
---------------------------	--------------	---	-------	------

* Compared to same time period as previous year

** Case Type Categories are defined in the 2017 Virginia Judicial Workload Assessment
Source: SCV-SQL-Information

CPSS - GCMS CASELOAD STATISTICS OF THE GENERAL DISTRICT COURTS

January 2024 thru March 2024 Filings (Compared to January 2023 thru March 2023)

2024 Overall GRAND TOTAL		Distribution of Caseload			Change*		Percentage (%) of Caseload		
1,923	+91	Criminal	295	15%	-7.5% ▼	-24	Criminal	2023	2024
		Traffic	1,198	62%	9.4% ▲	+103	Traffic	17.4%	15.3%
		Civil	402	21%	2.3% ▲	+9	Civil	59.8%	62.3%
		Civil Commitments	28	1%	12.0% ▲	+3	Civil Commitments	21.5%	20.9%
		GRAND TOTAL	1,923	100%	5.0% ▲	+91	GRAND TOTAL	1.4%	1.5%
							GRAND TOTAL	100%	100%

Filings by Division & Code

Division	Case Type Description	Code	Summary	Change	% Change	Absolute Change
Criminal	Misdemeanor	M	191	▲	+6.7%	+12
	Felony	F	59	▼	-23.4%	-18
	Show Cause	SC	29	▼	-6.5%	-2
	Capias	CA	12	▼	-42.9%	-9
	Civil Violation	CV	2	▼	-33.3%	-1
	Motion	MO	2	▼	-75.0%	-6
	Total			295	▼	-7.5%
Traffic	Infraction	I	922	▲	+1.7%	+15
	Misdemeanor	M	253	▲	+60.1%	+95
	Show Cause	SC	9	▼	-18.2%	-2
	Capias	CA	6	↔		-
	Felony	F	4	▲	+100.0%	+2
	Civil Violation	CV	2	▼	-71.4%	-5
	Motion	MO	2	▼	-50.0%	-2
Total			1,198	▲	9.4%	+103
Civil	Warrant in Debt	WD	165	▲	+94.1%	+80
	Garnishment	GA	112	▼	-1.8%	-2
	Unlawful Detainer	UD	57	▼	-38.0%	-35
	Other	OT	18	▲	-35.7%	-10
	Preliminary Protective Order	PP	11	↔		-
	Protective Order	PO	11	▲	+120.0%	+6
	Detinue	DT	8	▼	-42.9%	-6
	Admin License	AL	5	▼	-70.6%	-12
	Show Cause	SC	5	▲	+25.0%	+1
	Interrogatory	IN	3	▼	-50.0%	-3
	Abstract	AJ	2	▼	-66.7%	-4
	Bond Forfeiture	BF	2	▼	-71.4%	-5
	Capias	CA	2	▲	-	+2
	Impoundment	IM	1	▼	-66.7%	-2
Motion for Judgment	MJ	0	▼	-100.0%	-1	
Total			402	▲	2.3%	+9
Civil Commitments	Temporary Detention Order	TD	19	▼	-9.5%	-2
	Emergency Custody Order	EC	9	▲	+125.0%	+5
	Total		28	▲	12.0%	+3
GRAND TOTAL			1,923	▲	5.0%	+91

Filings by Major Case Category**

Category	Summary	Change	% Change	Absolute Change
Felony	63	▲	-20.3%	-16
Garnishment	115	▼	-4.2%	-5
General Civil	177	▲	+73.5%	+75
Infraction/Civil Violation	926	▼	+1.0%	+9
Landlord /Tenant	57	▼	-38.0%	-35
Misdemeanor	444	▲	+31.8%	+107
Other	119	▲	-29.6%	-50
Protective Orders	22	▲	+37.5%	+6
GRAND TOTAL	1,923	▲	5.0%	+91

* Compared to same time period as previous year



** Case Type Categories are defined in the 2017 Virginia Judicial Workload Assessment

* Compared to same time period as previous year

** Case Type Categories are defined in the 2017 Virginia Judicial Workload Assessment
Source: SCV-SQL-Information

CPSS - GCMS CASELOAD STATISTICS OF THE GENERAL DISTRICT COURTS

January 2024 thru March 2024 Filings (Compared to January 2023 thru March 2023)

2024 Overall GRAND TOTAL		Distribution of Caseload			Change*		Percentage (%) of Caseload		
2,534	+204	Criminal	501	20%	10.6% ▲	+48	Criminal	2023	2024
		Traffic	1,125	44%	-4.4% ▼	-52	Traffic	19.4%	19.8%
		Civil	867	34%	31.4% ▲	+207	Civil	50.5%	44.4%
		Civil Commitments	41	2%	2.5% ▲	+1	Civil Commitments	28.3%	34.2%
		GRAND TOTAL	2,534	100%	8.8% ▲	+204	GRAND TOTAL	100%	100%

Filings by Division & Code

Division	Case Type Description	Code	Summary	Change	% Change	Absolute Change
Criminal	Misdemeanor	M	273	▲	+25.8%	+56
	Felony	F	139	▲	+29.9%	+32
	Capias	CA	38	▼	-13.6%	-6
	Show Cause	SC	36	▼	-42.9%	-27
	Civil Violation	CV	15	▼	-31.8%	-7
	Total			501	▲	10.6%
Traffic	Infraction	I	818	▼	-3.4%	-29
	Misdemeanor	M	224	▼	-6.7%	-16
	Show Cause	SC	44	▼	-8.3%	-4
	Capias	CA	29	▼	-19.4%	-7
	Felony	F	9	▲	+80.0%	+4
	Restricted Operators License	RL	1	▲	-	+1
	Civil Violation	CV	0	▼	-100.0%	-1
	Total			1,125	▼	-4.4%
Civil	Warrant in Debt	WD	431	▲	+47.1%	+138
	Garnishment	GA	192	▲	+33.3%	+48
	Unlawful Detainer	UD	68	▼	-12.8%	-10
	Other	OT	43	▲	+38.7%	+12
	Preliminary Protective Order	PP	40	▲	+53.8%	+14
	Protective Order	PO	29	▲	+163.6%	+18
	Impoundment	IM	20	▲	+100.0%	+10
	Interrogatory	IN	16	▲	+33.3%	+4
	Detinue	DT	10	▼	-50.0%	-10
	Abstract	AJ	6	▼	-14.3%	-1
	Admin License	AL	5	▼	-16.7%	-1
	Show Cause	SC	3	▼	-80.0%	-12
	Capias	CA	2	▼	-33.3%	-1
	Bond Forfeiture	BF	1	▲	-	+1
	Counter Claim	CC	1	▼	-50.0%	-1
	Restricted Operators License	RL	0	▼	-100.0%	-1
	Third Party Claim	TH	0	▼	-100.0%	-1
Total			867	▲	31.4%	+207
Civil Commitments	Temporary Detention Order	TD	30	▲	+42.9%	+9
	Emergency Custody Order	EC	11	▼	-38.9%	-7
	Medical Emergency Temporary Detention Order	MT	0	▼	-100.0%	-1
	Total			41	▲	2.5%
GRAND TOTAL			2,534	▲	8.8%	+204

Filings by Major Case Category**

Category	Summary	Change	% Change	Absolute Change
Felony	148	▲	+32.1%	+36
Garnishment	208	▲	+33.3%	+52
General Civil	447	▲	+41.0%	+130
Infraction/Civil Violation	833	▼	-4.3%	-37
Landlord /Tenant	68	▼	-12.8%	-10
Misdemeanor	498	▲	+8.7%	+40
Other	263	▲	-12.9%	-39

* Compared to same time period as previous year

** Case Type Categories are defined in the 2017 Virginia Judicial Workload Assessment

CPSS - GCMS CASELOAD STATISTICS OF THE GENERAL DISTRICT COURTS

January 2024 thru March 2024 Filings (Compared to January 2023 thru March 2023)

Bedford

District: 24 FIPS: 019

Protective Orders	69	▲	+86.5%	+32
GRAND TOTAL	2,534	▲	8.8%	+204

* Compared to same time period as previous year

** Case Type Categories are defined in the 2017 Virginia Judicial Workload Assessment
Source: SCV-SQL-Information

2024 Overall GRAND TOTAL		Distribution of Caseload			Change*		Percentage (%) of Caseload			
2024	2,990	+453	Criminal	388	13%	5.1% ▲	+19	Criminal	2023	2024
			Traffic	1,567	52%	29.8% ▲	+360	Traffic	14.5%	13.0%
2023			Civil	1,003	34%	6.4% ▲	+60	Civil	47.6%	52.4%
			Civil Commitments	32	1%	77.8% ▲	+14	Civil Commitments	37.2%	33.5%
			GRAND TOTAL	2,990	100%	17.9% ▲	+453	GRAND TOTAL	100%	100%

Filings by Division & Code

Division	Case Type Description	Code	Summary	Change	% Change	Absolute Change
Criminal	Misdemeanor	M	219	▼	-3.9%	-9
	Felony	F	109	▲	+41.6%	+32
	Show Cause	SC	27	▼	-20.6%	-7
	Capias	CA	20	▲	+25.0%	+4
	Civil Violation	CV	9	▲	+50.0%	+3
	Restricted Operators License	RL	4	▼	-50.0%	-4
	Total			388	▲	5.1%
Traffic	Infraction	I	1,284	▲	+32.6%	+316
	Misdemeanor	M	245	▲	+21.3%	+43
	Show Cause	SC	15	▲	+7.1%	+1
	Capias	CA	12	▲	+50.0%	+4
	Felony	F	7	▼	-46.2%	-6
	Civil Violation	CV	4	▲	-	+4
	Restricted Operators License	RL	0	▼	-100.0%	-2
Total			1,567	▲	29.8%	+360
Civil	Warrant in Debt	WD	570	▲	+13.8%	+69
	Unlawful Detainer	UD	176	▼	-1.1%	-2
	Garnishment	GA	139	▲	+27.5%	+30
	Other	OT	31	▲	-26.2%	-11
	Preliminary Protective Order	PP	22	▼	-26.7%	-8
	Detinue	DT	16	▼	-15.8%	-3
	Impoundment	IM	12	▲	+100.0%	+6
	Admin License	AL	11	▼	-8.3%	-1
	Interrogatory	IN	10	▲	+66.7%	+4
	Protective Order	PO	7	▼	-65.0%	-13
	Abstract	AJ	4	▼	-50.0%	-4
	Show Cause	SC	2	▼	-60.0%	-3
	Bond Forfeiture	BF	1	▼	-75.0%	-3
	Tenants Assertion	TA	1	↔	-	-
	Third Party Claim	TH	1	▲	-	+1
Petition-Restore Arms	PR	0	▼	-100.0%	-2	
Total			1,003	▲	6.4%	+60
Civil Commitments	Temporary Detention Order	TD	21	▲	+162.5%	+13
	Emergency Custody Order	EC	11	▲	+10.0%	+1
Total			32	▲	77.8%	+14
GRAND TOTAL			2,990	▲	17.9%	+453

Filings by Major Case Category**

Category	Summary	Change	% Change	Absolute Change
Felony	116	▼	+28.9%	+26
Garnishment	149	▲	+29.6%	+34
General Civil	592	▲	+13.0%	+68
Infraction/Civil Violation	1,297	▲	+33.2%	+323
Landlord /Tenant	177	▼	-1.1%	-2
Misdemeanor	468	▼	+6.4%	+28
Other	162	▲	-1.8%	-3
Protective Orders	29	▼	-42.0%	-21

* Compared to same time period as previous year

** Case Type Categories are defined in the 2017 Virginia Judicial Workload Assessment

Source: SCV-SQL-Information

GRAND TOTAL

2,990

▲

17.9%



+453

* Compared to same time period as previous year

** Case Type Categories are defined in the 2017 Virginia Judicial Workload Assessment
Source: SCV-SQL-Information

CPSS - GCMS CASELOAD STATISTICS OF THE GENERAL DISTRICT COURTS

January 2024 thru March 2024 Filings (Compared to January 2023 thru March 2023)

2024 Overall GRAND TOTAL		Distribution of Caseload			Change*		Percentage (%) of Caseload		
5,160	-10	Criminal	1,233	24%	-7.2% ▼	-96	Criminal	2023	2024
		Traffic	1,466	28%	-14.0% ▼	-239	Traffic	25.7%	23.9%
		Civil	2,206	43%	17.2% ▲	+324	Civil	33.0%	28.4%
		Civil Commitments	255	5%	0.4% ▲	+1	Civil Commitments	36.4%	42.8%
		GRAND TOTAL	5,160	100%	-0.2% ▼	-10	GRAND TOTAL	4.9%	4.9%
							GRAND TOTAL	100%	100%

Filings by Division & Code

Division	Case Type Description	Code	Summary	Change	% Change	Absolute Change
Criminal	Misdemeanor	M	682	▲	+4.9%	+32
	Felony	F	301	▼	-25.7%	-104
	Capias	CA	122	▼	-4.7%	-6
	Show Cause	SC	102	▼	-16.4%	-20
	Civil Violation	CV	13	↔		-
	Motion	MO	13	▲	+18.2%	+2
	Total			1,233	▼	-7.2%
Traffic	Infraction	I	981	▼	-17.6%	-209
	Misdemeanor	M	440	▲	+3.3%	+14
	Show Cause	SC	17	▼	-59.5%	-25
	Capias	CA	15	▼	-50.0%	-15
	Felony	F	10	▲	+11.1%	+1
	Restricted Operators License	RL	2	▼	-33.3%	-1
	Other	O	1	↔		-
	Civil Violation	CV	0	▼	-100.0%	-2
Total			1,466	▼	-14.0%	-239
Civil	Warrant in Debt	WD	784	▲	+23.7%	+150
	Unlawful Detainer	UD	512	▲	+13.5%	+61
	Garnishment	GA	362	▲	+17.9%	+55
	Detinue	DT	143	▼	-8.9%	-14
	Other	OT	102	▼	+7.4%	+7
	Preliminary Protective Order	PP	63	▲	+26.0%	+13
	Interrogatory	IN	42	▲	+27.3%	+9
	Bond Forfeiture	BF	40	▲	+90.5%	+19
	Protective Order	PO	39	▲	+14.7%	+5
	Impoundment	IM	29	▼	-27.5%	-11
	Show Cause	SC	27	▲	+92.9%	+13
	Abstract	AJ	22	▲	+46.7%	+7
	Admin License	AL	22	▲	+15.8%	+3
	Capias	CA	6	▲	+50.0%	+2
	Tenants Assertion	TA	5	▲	+400.0%	+4
	Petition-Restore Arms	PR	4	▲	+300.0%	+3
	Counter Claim	CC	2	▼	-33.3%	-1
	Cross Claim	CR	1	▲	-	+1
	Motion for Judgment	MJ	1	▼	-66.7%	-2
Total			2,206	▲	17.2%	+324
Civil Commitments	Mental Commitment	MC	115	▲	+45.6%	+36
	Temporary Detention Order	TD	80	▼	-19.2%	-19
	Emergency Custody Order	EC	58	▼	-21.6%	-16
	Medical Emergency Temporary Detention Order	MT	1	↔		-
	Petition	PT	1	▲	-	+1
	Medical Emergency Custody Order	ME	0	▼	-100.0%	-1
Total			255	▲	0.4%	+1
GRAND TOTAL			5,160	▼	-0.2%	-10

* Compared to same time period as previous year

** Case Type Categories are defined in the 2017 Virginia Judicial Workload Assessment


CPSS - GCMS CASELOAD STATISTICS OF THE GENERAL DISTRICT COURTS
 January 2024 thru March 2024 Filings (Compared to January 2023 thru March 2023)

Filings by Major Case Category**

Category	Summary	Change	% Change	Absolute Change
Felony	311	▼	-24.9%	-103
Garnishment	404	▲	+18.8%	+64
General Civil	939	▲	+16.1%	+130
Infraction/Civil Violation	995	▼	-17.5%	-211
Involuntary Civil Commitments	1	▲	-	+1
Landlord /Tenant	517	▲	+14.4%	+65
Misdemeanor	1,124	▼	+4.2%	+45
Other	767	▲	-2.4%	-19
Protective Orders	102	▲	+21.4%	+18
GRAND TOTAL	5,160	▼	-0.2%	-10

* Compared to same time period as previous year

** Case Type Categories are defined in the 2017 Virginia Judicial Workload Assessment
 Source: SCV-SQL-Information

2024 Overall GRAND TOTAL		Distribution of Caseload		Change*		Percentage (%) of Caseload		
933	-93	Criminal	131 14%	-12.1% ▼	-18	Criminal	2023 14.5%	2024 14.0%
		Traffic	690 74%	-4.3% ▼	-31	Traffic	70.3%	74.0%
2024		Civil	105 11%	-21.1% ▼	-28	Civil	13.0%	11.3%
2023		Civil Commitments	7 1%	-69.6% ▼	-16	Civil Commitments	2.2%	0.8%
		GRAND TOTAL	933 100%	-9.1% ▼	-93	GRAND TOTAL	100%	100%

Filings by Division & Code

Division	Case Type Description	Code	Summary	Change	% Change	Absolute Change
Criminal	Misdemeanor	M	89	▲	+9.9%	+8
	Felony	F	23	▼	-58.9%	-33
	Show Cause	SC	11	▲	+37.5%	+3
	Capias	CA	5	▲	+150.0%	+3
	Civil Violation	CV	3	▲	+50.0%	+1
	Total			131	▼	-12.1%
Traffic	Infraction	I	570	▲	+1.6%	+9
	Misdemeanor	M	110	▼	-27.2%	-41
	Felony	F	4	▲	+100.0%	+2
	Capias	CA	3	▲	+50.0%	+1
	Show Cause	SC	3	▼	-25.0%	-1
	Restricted Operators License	RL	0	▼	-100.0%	-1
	Total			690	▼	-4.3%
Civil	Warrant in Debt	WD	42	▼	-14.3%	-7
	Garnishment	GA	28	▼	-15.2%	-5
	Other	OT	7	▼	-36.4%	-4
	Preliminary Protective Order	PP	7	▲	+16.7%	+1
	Protective Order	PO	7	↔		-
	Unlawful Detainer	UD	7	▼	-30.0%	-3
	Abstract	AJ	2	↔		-
	Detinue	DT	2	▲	+100.0%	+1
	Admin License	AL	1	▼	-90.0%	-9
	Impoundment	IM	1	↔		-
	Interrogatory	IN	1	↔		-
	Counter Claim	CC	0	▼	-100.0%	-1
	Motion for Judgment	MJ	0	▼	-100.0%	-1
	Total			105	▼	-21.1%
Civil Commitments	Temporary Detention Order	TD	5	▼	-68.8%	-11
	Emergency Custody Order	EC	2	▼	-71.4%	-5
	Total			7	▼	-69.6%
GRAND TOTAL			933	▼	-9.1%	-93

Filings by Major Case Category**

Category	Summary	Change	% Change	Absolute Change
Felony	27	▲	-53.4%	-31
Garnishment	29	▼	-14.7%	-5
General Civil	44	▼	-13.7%	-7
Infraction/Civil Violation	573	▲	+1.8%	+10
Landlord /Tenant	7	▼	-30.0%	-3
Misdemeanor	199	▼	-14.6%	-34
Other	40	▼	-37.5%	-24
Protective Orders	14	▲	+7.7%	+1
GRAND TOTAL	933	▼	-9.1%	-93

* Compared to same time period as previous year

** Case Type Categories are defined in the 2017 Virginia Judicial Workload Assessment



Source: SCV-SQL-Information

CPSS - GCMS CASELOAD STATISTICS OF THE GENERAL DISTRICT COURTS

January 2024 thru March 2024 Filings (Compared to January 2023 thru March 2023)

Allegheny

District: 25 FIPS: 005

2024 Overall GRAND TOTAL		Distribution of Caseload			Change*		Percentage (%) of Caseload		
2,050	+132	Criminal	269	13%	-14.3% ▼	-45	Criminal	2023	2024
		Traffic	1,393	68%	9.2% ▲	+117	Traffic	16.4%	13.1%
		Civil	312	15%	23.8% ▲	+60	Civil	66.5%	68.0%
		Civil Commitments	76	4%	0.0%	0	Civil Commitments	13.1%	15.2%
		GRAND TOTAL	2,050	100%	6.9% ▲	+132	GRAND TOTAL	4.0%	3.7%
							GRAND TOTAL	100%	100%

Filings by Division & Code

Division	Case Type Description	Code	Summary	Change	% Change	Absolute Change
Criminal	Misdemeanor	M	152	▼	-11.1%	-19
	Felony	F	86	▼	-34.4%	-45
	Capias	CA	18	▲	+157.1%	+11
	Civil Violation	CV	9	▲	-	+9
	Show Cause	SC	4	▼	-20.0%	-1
	Total			269	▼	-14.3%
Traffic	Infraction	I	1,119	▲	+8.1%	+84
	Misdemeanor	M	248	▲	+10.7%	+24
	Capias	CA	20	▲	+42.9%	+6
	Show Cause	SC	5	▲	+150.0%	+3
	Felony	F	1	↔	-	-
	Total			1,393	▲	9.2%
Civil	Warrant in Debt	WD	121	▲	+68.1%	+49
	Garnishment	GA	80	▲	+9.6%	+7
	Unlawful Detainer	UD	57	▲	+32.6%	+14
	Other	OT	16	▼	-20.0%	-4
	Admin License	AL	13	▲	+18.2%	+2
	Detinue	DT	12	▲	+9.1%	+1
	Preliminary Protective Order	PP	6	▼	-14.3%	-1
	Protective Order	PO	5	▼	-16.7%	-1
	Petition-Restore Arms	PR	1	▲	-	+1
	Show Cause	SC	1	▼	-50.0%	-1
	Capias	CA	0	▼	-100.0%	-1
	Counter Claim	CC	0	▼	-100.0%	-1
	Impoundment	IM	0	▼	-100.0%	-2
	Interrogatory	IN	0	▼	-100.0%	-2
	Tenants Assertion	TA	0	▼	-100.0%	-1
Total			312	▲	23.8%	+60
Civil Commitments	Mental Commitment	MC	29	▼	-6.5%	-2
	Temporary Detention Order	TD	19	↔	-	-
	Emergency Custody Order	EC	14	↔	-	-
	Other	OT	10	▼	-16.7%	-2
	Medical Emergency Temporary Detention Order	MT	4	▲	-	+4
Total			76		0.0%	0
GRAND TOTAL			2,050	▲	6.9%	+132

Filings by Major Case Category**

Category	Summary	Change	% Change	Absolute Change
Felony	87	▼	-34.1%	-45
Garnishment	80	▼	+6.7%	+5
General Civil	134	▲	+61.4%	+51
Infraction/Civil Violation	1,128	▲	+9.0%	+93
Involuntary Civil Commitments	10	▼	-16.7%	-2
Landlord /Tenant	57	▼	+29.5%	+13
Misdemeanor	400	▼	+1.3%	+5
Other	143	▲	+10.9%	+14
Protective Orders	11	▼	-15.4%	-2

* Compared to same time period as previous year


** Case Type Categories are defined in the 2017 Virginia Judicial Workload Assessment

CPSS - GCMS CASELOAD STATISTICS OF THE GENERAL DISTRICT COURTS
January 2024 thru March 2024 Filings (Compared to January 2023 thru March 2023)

<i>GRAND TOTAL</i>	2,050	▲	6.9%	+132
---------------------------	--------------	---	------	------

* Compared to same time period as previous year

** Case Type Categories are defined in the 2017 Virginia Judicial Workload Assessment
Source: SCV-SQL-Information

2024 Overall GRAND TOTAL		Distribution of Caseload			Change*		Percentage (%) of Caseload		
4,439 +455 	Criminal	651	15%	25.2% ▲	+131	Criminal	2023: 13.1%	2024: 14.7%	
	Traffic	3,011	68%	10.2% ▲	+278	Traffic	68.6%	67.8%	
	Civil	581	13%	6.2% ▲	+34	Civil	13.7%	13.1%	
	Civil Commitments	196	4%	6.5% ▲	+12	Civil Commitments	4.6%	4.4%	
	GRAND TOTAL	4,439	100%	11.4% ▲	+455	GRAND TOTAL	100%	100%	

Filings by Division & Code

Division	Case Type Description	Code	Summary	Change	% Change	Absolute Change
Criminal	Misdemeanor	M	319	▲	+25.1%	+64
	Felony	F	193	▲	+23.7%	+37
	Capias	CA	76	▲	+20.6%	+13
	Show Cause	SC	41	▲	+13.9%	+5
	Civil Violation	CV	22	▲	+120.0%	+12
	Total			651	▲	25.2%
Traffic	Infraction	I	2,422	▲	+8.6%	+191
	Misdemeanor	M	550	▲	+19.6%	+90
	Capias	CA	29	▲	+93.3%	+14
	Show Cause	SC	6	▼	-66.7%	-12
	Felony	F	3	▼	-66.7%	-6
	Civil Violation	CV	1	▲	-	+1
Total			3,011	▲	10.2%	+278
Civil	Warrant in Debt	WD	231	▲	+3.6%	+8
	Garnishment	GA	126	▼	-4.5%	-6
	Unlawful Detainer	UD	109	▲	+34.6%	+28
	Other	OT	37	▼	-	-
	Admin License	AL	26	▲	+271.4%	+19
	Preliminary Protective Order	PP	22	▼	-8.3%	-2
	Protective Order	PO	8	▼	-20.0%	-2
	Detinue	DT	7	▲	+133.3%	+4
	Abstract	AJ	6	▼	-33.3%	-3
	Interrogatory	IN	3	↔	-	-
	Bond Forfeiture	BF	1	▲	-	+1
	Counter Claim	CC	1	↔	-	-
	Impoundment	IM	1	▼	-80.0%	-4
	Motion for Judgment	MJ	1	↔	-	-
	Petition-Restore Arms	PR	1	▼	-66.7%	-2
	Show Cause	SC	1	▼	-83.3%	-5
	Tenants Assertion	TA	0	▼	-100.0%	-2
Total			581	▲	6.2%	+34
Civil Commitments	Mental Commitment	MC	90	▲	+16.9%	+13
	Temporary Detention Order	TD	49	▲	+25.6%	+10
	Emergency Custody Order	EC	39	▼	-9.3%	-4
	Petition	PT	10	▲	+100.0%	+5
	Other	OT	6	▼	-70.0%	-14
	Medical Emergency Temporary Detention Order	MT	2	▲	-	+2
Total			196	▲	6.5%	+12
GRAND TOTAL			4,439	▲	11.4%	+455

Filings by Major Case Category**

Category	Summary	Change	% Change	Absolute Change
Felony	196	▼	+18.8%	+31
Garnishment	129	▼	-4.4%	-6
General Civil	242	▲	+3.0%	+7
Infraction/Civil Violation	2,445	▲	+9.1%	+204
Involuntary Civil Commitments	16	▲	-36.0%	-9
Landlord /Tenant	109	▼	+31.3%	+26

* Compared to same time period as previous year

** Case Type Categories are defined in the 2017 Virginia Judicial Workload Assessment

CPSS - GCMS CASELOAD STATISTICS OF THE GENERAL DISTRICT COURTS

January 2024 thru March 2024 Filings (Compared to January 2023 thru March 2023)

Augusta

District: 25 FIPS: 015

Misdemeanor	869	▲	+21.5%	+154
Other	403	▲	+14.8%	+52
Protective Orders	30	▼	-11.8%	-4
GRAND TOTAL	4,439	▲	11.4%	+455

* Compared to same time period as previous year

** Case Type Categories are defined in the 2017 Virginia Judicial Workload Assessment
Source: SCV-SQL-Information

CPSS - GCMS CASELOAD STATISTICS OF THE GENERAL DISTRICT COURTS

January 2024 thru March 2024 Filings (Compared to January 2023 thru March 2023)

2024 Overall GRAND TOTAL		Distribution of Caseload			Change*		Percentage (%) of Caseload		
741	+220	Criminal	39	5%	-40.0% ▼	-26	Criminal	2023	2024
2024		Traffic	664	90%	52.6% ▲	+229	Traffic	12.5%	5.3%
2023		Civil	35	5%	118.8% ▲	+19	Civil	83.5%	89.6%
		Civil Commitments	3	0%	-40.0% ▼	-2	Civil Commitments	3.1%	4.7%
		GRAND TOTAL	741	100%	42.2% ▲	+220	GRAND TOTAL	100%	100%

Filings by Division & Code



Division	Case Type Description	Code	Summary	Change	% Change	Absolute Change
Criminal	Misdemeanor	M	33	▼	-37.7%	-20
	Capias	CA	2	↔	-	-
	Civil Violation	CV	2	▲	-	+2
	Felony	F	2	▼	-66.7%	-4
	Show Cause	SC	0	▼	-100.0%	-4
	Total			39	▼	-40.0%
Traffic	Infraction	I	614	▲	+53.1%	+213
	Misdemeanor	M	49	▲	+44.1%	+15
	Show Cause	SC	1	▲	-	+1
	Total		664	▲	52.6%	+229
Civil	Warrant in Debt	WD	11	▲	+175.0%	+7
	Garnishment	GA	6	▼	-14.3%	-1
	Other	OT	5	▲	+150.0%	+3
	Protective Order	PO	4	▲	-	+4
	Preliminary Protective Order	PP	3	▲	+200.0%	+2
	Admin License	AL	1	↔	-	-
	Capias	CA	1	▲	-	+1
	Counter Claim	CC	1	▲	-	+1
	Detinue	DT	1	▲	-	+1
	Interrogatory	IN	1	▲	-	+1
	Unlawful Detainer	UD	1	▲	-	+1
	Impoundment	IM	0	▼	-100.0%	-1
	Total			35	▲	118.8%
Civil Commitments	Emergency Custody Order	EC	2	▼	-33.3%	-1
	Temporary Detention Order	TD	1	▼	-50.0%	-1
	Total		3	▼	-40.0%	-2
GRAND TOTAL			741	▲	42.2%	+220

Filings by Major Case Category**

Category	Summary	Change	% Change	Absolute Change	
Felony	2	▼	-66.7%	-4	
Garnishment	7	▲	-	0	
General Civil	13	▲	+225.0%	+9	
Infraction/Civil Violation	616	▲	+53.6%	+215	
Landlord /Tenant	1	▲	-	+1	
Misdemeanor	82	▲	-5.7%	-5	
Other	13	▲	-13.3%	-2	
Protective Orders	7	▲	+600.0%	+6	
GRAND TOTAL		741	▲	42.2%	+220

* Compared to same time period as previous year

** Case Type Categories are defined in the 2017 Virginia Judicial Workload Assessment

2024 Overall GRAND TOTAL		Distribution of Caseload			Change*		Percentage (%) of Caseload		
3,442	-227	Criminal	289	8%	0.3% ▲	+1	Criminal	2023 7.8%	2024 8.4%
		Traffic	2,848	83%	-9.2% ▼	-289	Traffic	85.5%	82.7%
		Civil	287	8%	24.2% ▲	+56	Civil	6.3%	8.3%
		Civil Commitments	18	1%	38.5% ▲	+5	Civil Commitments	0.4%	0.5%
		GRAND TOTAL	3,442	100%	-6.2% ▼	-227	GRAND TOTAL	100%	100%

Filings by Division & Code

Division	Case Type Description	Code	Summary	Change	% Change	Absolute Change
Criminal	Misdemeanor	M	198	▲	+11.2%	+20
	Felony	F	55	▼	-14.1%	-9
	Show Cause	SC	15	▲	+15.4%	+2
	Capias	CA	11	▼	-52.2%	-12
	Civil Violation	CV	10	▲	+11.1%	+1
	Restricted Operators License	RL	0	▼	-100.0%	-1
	Total			289	▲	0.3%
Traffic	Infraction	I	2,443	▼	-6.2%	-161
	Misdemeanor	M	391	▼	-23.2%	-118
	Show Cause	SC	8	▼	-46.7%	-7
	Capias	CA	4	↔		-
	Felony	F	2	▼	-33.3%	-1
	Civil Violation	CV	0	▼	-100.0%	-1
	Restricted Operators License	RL	0	▼	-100.0%	-1
Total			2,848	▼	-9.2%	-289
Civil	Warrant in Debt	WD	138	▲	+21.1%	+24
	Garnishment	GA	55	▲	+22.2%	+10
	Unlawful Detainer	UD	34	▲	+47.8%	+11
	Admin License	AL	15	▲	+36.4%	+4
	Other	OT	13	▲	+160.0%	+8
	Protective Order	PO	10	▲	+42.9%	+3
	Preliminary Protective Order	PP	7	▲	+40.0%	+2
	Impoundment	IM	5	▲	+25.0%	+1
	Interrogatory	IN	2	▼	-50.0%	-2
	Overweight	OC	2	▼	-66.7%	-4
	Bond Forfeiture	BF	1	↔		-
	Counter Claim	CC	1	▲	-	+1
	Detinue	DT	1	▼	-50.0%	-1
	Petition to Require Blood Test	BT	1	▲	-	+1
	Show Cause	SC	1	▲	-	+1
	Tenants Assertion	TA	1	▲	-	+1
	Abstract	AJ	0	▼	-100.0%	-3
Petition-Restore Arms	PR	0	▼	-100.0%	-1	
Total			287	▲	24.2%	+56
Civil Commitments	Temporary Detention Order	TD	12	▲	+50.0%	+4
	Emergency Custody Order	EC	6	▲	+20.0%	+1
Total			18	▲	38.5%	+5
GRAND TOTAL			3,442	▼	-6.2%	-227

Filings by Major Case Category**

Category	Summary	Change	% Change	Absolute Change
Felony	57	▼	-14.9%	-10
Garnishment	57	▼	+16.3%	+8
General Civil	141	▼	+18.5%	+22
Infraction/Civil Violation	2,455	▼	-6.3%	-165
Landlord /Tenant	35	▲	+52.2%	+12
Misdemeanor	589	▼	-14.5%	-100
Other	91	▲	+1.1%	+1

* Compared to same time period as previous year

** Case Type Categories are defined in the 2017 Virginia Judicial Workload Assessment

CPSS - GCMS CASELOAD STATISTICS OF THE GENERAL DISTRICT COURTS

January 2024 thru March 2024 Filings (Compared to January 2023 thru March 2023)

Botetourt

District: 25 FIPS: 023

Protective Orders	17	▲	+41.7%	+5
GRAND TOTAL	3,442	▼	-6.2%	-227

* Compared to same time period as previous year

** Case Type Categories are defined in the 2017 Virginia Judicial Workload Assessment
Source: SCV-SQL-Information

2024 Overall GRAND TOTAL		Distribution of Caseload			Change*		Percentage (%) of Caseload		
282	-194	Criminal	79	28%	-14.1% ▼	-13	Criminal	2023	2024
		Traffic	116	41%	-61.5% ▼	-185	Traffic	19.3%	28.0%
		Civil	82	29%	5.1% ▲	+4	Civil	63.2%	41.1%
		Civil Commitments	5	2%	0.0%	0	Civil Commitments	16.4%	29.1%
		GRAND TOTAL	282	100%	-40.8% ▼	-194	GRAND TOTAL	100%	100%

Filings by Division & Code

Division	Case Type Description	Code	Summary	Change	% Change	Absolute Change
Criminal	Misdemeanor	M	44	▼	-12.0%	-6
	Felony	F	19	▼	-42.4%	-14
	Show Cause	SC	7	▲	+250.0%	+5
	Capias	CA	6	▲	+20.0%	+1
	Civil Violation	CV	3	▲	+50.0%	+1
	Total			79	▼	-14.1%
Traffic	Infraction	I	78	▼	-69.5%	-178
	Misdemeanor	M	24	▼	-33.3%	-12
	Capias	CA	11	▲	+22.2%	+2
	Show Cause	SC	2	▲	-	+2
	Felony	F	1	▲	-	+1
	Total			116	▼	-61.5%
Civil	Garnishment	GA	21	▼	-25.0%	-7
	Warrant in Debt	WD	21	▼	-4.5%	-1
	Unlawful Detainer	UD	19	▲	+26.7%	+4
	Other	OT	7	↔	-	-
	Admin License	AL	6	▲	+500.0%	+5
	Preliminary Protective Order	PP	3	▼	-25.0%	-1
	Bond Forfeiture	BF	1	▲	-	+1
	Capias	CA	1	▲	-	+1
	Interrogatory	IN	1	▲	-	+1
	Protective Order	PO	1	↔	-	-
	Show Cause	SC	1	▲	-	+1
	Total			82	▲	5.1%
Civil Commitments	Temporary Detention Order	TD	3	▼	-25.0%	-1
	Emergency Custody Order	EC	2	▲	+100.0%	+1
	Total		5		0.0%	0
GRAND TOTAL			282	▼	-40.8%	-194



Filings by Major Case Category**

Category	Summary	Change	% Change	Absolute Change
Felony	20	▲	-39.4%	-13
Garnishment	22	▲	-21.4%	-6
General Civil	21	▼	-4.5%	-1
Infraction/Civil Violation	81	▼	-68.6%	-177
Landlord /Tenant	19	▲	+26.7%	+4
Misdemeanor	68	▼	-20.9%	-18
Other	47	▲	+62.1%	+18
Protective Orders	4	▼	-20.0%	-1
GRAND TOTAL	282	▼	-40.8%	-194

* Compared to same time period as previous year

** Case Type Categories are defined in the 2017 Virginia Judicial Workload Assessment
 Source: SCV-SQL-Information

CPSS - GCMS CASELOAD STATISTICS OF THE GENERAL DISTRICT COURTS
 January 2024 thru March 2024 Filings (Compared to January 2023 thru March 2023)

2024 Overall GRAND TOTAL		Distribution of Caseload		Change*		Percentage (%) of Caseload		
223	+64	Criminal	31 14%	10.7% ▲	+3	Criminal	2023 17.6%	2024 13.9%
		Traffic	156 70%	60.8% ▲	+59	Traffic	61.0%	70.0%
		Civil	35 16%	2.9% ▲	+1	Civil	21.4%	15.7%
		Civil Commitments	1 0%	- ▲	+1	Civil Commitments	0.0%	0.4%
		GRAND TOTAL	223 100%	40.3% ▲	+64	GRAND TOTAL	100%	100%

Filings by Division & Code

Division	Case Type Description	Code	Summary	Change	% Change	Absolute Change
Criminal	Misdemeanor	M	22	▲	+10.0%	+2
	Felony	F	7	▲	+250.0%	+5
	Show Cause	SC	2	▼	-50.0%	-2
	Capias	CA	0	▼	-100.0%	-2
	Total		31	▲	10.7%	+3
Traffic	Infraction	I	139	▲	+61.6%	+53
	Misdemeanor	M	15	▲	+87.5%	+7
	Capias	CA	2	▲	+100.0%	+1
	Restricted Operators License	RL	0	▼	-100.0%	-1
	Show Cause	SC	0	▼	-100.0%	-1
	Total		156	▲	60.8%	+59
Civil	Unlawful Detainer	UD	10	↔	-	-
	Warrant in Debt	WD	10	▼	-16.7%	-2
	Garnishment	GA	4	▼	-42.9%	-3
	Other	OT	3	▲	-25.0%	-1
	Admin License	AL	2	▲	+100.0%	+1
	Interrogatory	IN	2	▲	-	+2
	Detinue	DT	1	▲	-	+1
	Impoundment	IM	1	▲	-	+1
	Protective Order	PO	1	▲	-	+1
	Tenants Assertion	TA	1	▲	-	+1
	Total		35	▲	2.9%	+1
Civil Commitments	Emergency Custody Order	EC	1	▲	-	+1
Total		1	▲	-	+1	
GRAND TOTAL			223	▲	40.3%	+64

Filings by Major Case Category**

Category	Summary	Change	% Change	Absolute Change
Felony	7	▲	+250.0%	+5
Garnishment	6	▲	-14.3%	-1
General Civil	12	▲	-	0
Infraction/Civil Violation	139	▲	+61.6%	+53
Landlord /Tenant	11	▲	+10.0%	+1
Misdemeanor	37	▼	+27.6%	+8
Other	10	▲	-23.1%	-3
Protective Orders	1	▲	-	+1
GRAND TOTAL	223	▲	40.3%	+64

* Compared to same time period as previous year

** Case Type Categories are defined in the 2017 Virginia Judicial Workload Assessment
 Source: SCV-SQL-Information

2024 Overall GRAND TOTAL		Distribution of Caseload		Change*		Percentage (%) of Caseload				
2024	218	+44	Criminal	29	13%	222.2% ▲	+20	Criminal	2023	2024
			Traffic	178	82%	21.9% ▲	+32	Traffic	5.2%	13.3%
2023			Civil	10	5%	-47.4% ▼	-9	Civil	83.9%	81.7%
			Civil Commitments	1	0%	- ▲	+1	Civil Commitments	10.9%	4.6%
			GRAND TOTAL	218	100%	25.3% ▲	+44	GRAND TOTAL	0.0%	0.5%
								GRAND TOTAL	100%	100%

Filings by Division & Code



Division	Case Type Description	Code	Summary	Change	% Change	Absolute Change
Criminal	Misdemeanor	M	26	▲	+225.0%	+18
	Capias	CA	2	▲	-	+2
	Civil Violation	CV	1	▲	-	+1
	Felony	F	0	▼	-100.0%	-1
	Total		29	▲	222.2%	+20
Traffic	Infraction	I	164	▲	+22.4%	+30
	Misdemeanor	M	13	▲	+18.2%	+2
	Capias	CA	1	▲	-	+1
	Felony	F	0	▼	-100.0%	-1
	Total		178	▲	21.9%	+32
Civil	Warrant in Debt	WD	6	▼	-40.0%	-4
	Admin License	AL	1	▲	-	+1
	Garnishment	GA	1	▼	-80.0%	-4
	Protective Order	PO	1	↔	-	-
	Unlawful Detainer	UD	1	↔	-	-
	Other	OT	0	▼	-100.0%	-1
	Preliminary Protective Order	PP	0	▼	-100.0%	-1
	Total		10	▼	-47.4%	-9
Civil Commitments	Temporary Detention Order	TD	1	▲	-	+1
Total		1	▲	-	+1	
GRAND TOTAL			218	▲	25.3%	+44

Filings by Major Case Category**

Category	Summary	Change	% Change	Absolute Change
Felony	0	▼	-100.0%	-2
Garnishment	1	▼	-80.0%	-4
General Civil	6	▼	-40.0%	-4
Infraction/Civil Violation	165	▲	+23.1%	+31
Landlord /Tenant	1	↔	-	0
Misdemeanor	39	▲	+105.3%	+20
Other	5	▲	+400.0%	+4
Protective Orders	1	▼	-50.0%	-1
GRAND TOTAL	218	▲	25.3%	+44

* Compared to same time period as previous year

** Case Type Categories are defined in the 2017 Virginia Judicial Workload Assessment
 Source: SCV-SQL-Information

2024 Overall GRAND TOTAL		Distribution of Caseload			Change*		Percentage (%) of Caseload		
2,385	-60	Criminal	335	14%	1.5% ▲	+5	Criminal	2023	2024
		Traffic	1,705	71%	-3.7% ▼	-66	Traffic	13.5%	14.0%
		Civil	313	13%	0.0% ↔	0	Civil	72.4%	71.5%
		Civil Commitments	32	1%	3.2% ▲	+1	Civil Commitments	12.8%	13.1%
		GRAND TOTAL	2,385	100%	-2.5% ▼	-60	GRAND TOTAL	1.3%	1.3%
							GRAND TOTAL	100%	100%

Filings by Division & Code

Division	Case Type Description	Code	Summary	Change	% Change	Absolute Change
Criminal	Misdemeanor	M	184	▼	-2.6%	-5
	Felony	F	98	▲	+1.0%	+1
	Capias	CA	38	▲	+31.0%	+9
	Show Cause	SC	9	▼	-10.0%	-1
	Civil Violation	CV	6	▲	+20.0%	+1
	Total			335	▲	1.5%
Traffic	Infraction	I	1,278	▲	+15.9%	+175
	Misdemeanor	M	415	▼	-35.5%	-228
	Capias	CA	10	▼	-28.6%	-4
	Felony	F	2	▼	-77.8%	-7
	Show Cause	SC	0	▼	-100.0%	-2
	Total			1,705	▼	-3.7%
Civil	Warrant in Debt	WD	119	▲	+5.3%	+6
	Garnishment	GA	73	▼	-23.2%	-22
	Unlawful Detainer	UD	44	▲	+37.5%	+12
	Detinue	DT	25	▼	-28.6%	-10
	Other	OT	22	▲	+175.0%	+14
	Preliminary Protective Order	PP	7	↔		-
	Admin License	AL	5	▼	-28.6%	-2
	Protective Order	PO	5	▼	-16.7%	-1
	Impoundment	IM	3	▲	-	+3
	Counter Claim	CC	2	▲	-	+2
	Interrogatory	IN	2	▼	-33.3%	-1
	Petition-Restore Arms	PR	2	▲	-	+2
	Abstract	AJ	1	▲	-	+1
	Bond Forfeiture	BF	1	▼	-50.0%	-1
	Show Cause	SC	1	▼	-75.0%	-3
	Tenants Assertion	TA	1	▲	-	+1
	Motion for Judgment	MJ	0	▼	-100.0%	-1
Total			313		0.0%	0
Civil Commitments	Temporary Detention Order	TD	21	↔		-
	Emergency Custody Order	EC	11	▲	+10.0%	+1
	Total		32	▲	3.2%	+1
GRAND TOTAL			2,385	▼	-2.5%	-60

Filings by Major Case Category**

Category	Summary	Change	% Change	Absolute Change
Felony	100	▼	-5.7%	-6
Garnishment	75	▼	-23.5%	-23
General Civil	147	▲	-1.3%	-2
Infraction/Civil Violation	1,284	▲	+15.9%	+176
Landlord /Tenant	45	▲	+40.6%	+13
Misdemeanor	599	▼	-28.0%	-233
Other	123	▲	+15.0%	+16
Protective Orders	12	▼	-7.7%	-1
GRAND TOTAL	2,385	▼	-2.5%	-60

* Compared to same time period as previous year

** Case Type Categories are defined in the 2017 Virginia Judicial Workload Assessment

* Compared to same time period as previous year


** Case Type Categories are defined in the 2017 Virginia Judicial Workload Assessment
Source: SCV-SQL-Information

CPSS - GCMS CASELOAD STATISTICS OF THE GENERAL DISTRICT COURTS

January 2024 thru March 2024 Filings (Compared to January 2023 thru March 2023)

Staunton

District: 25 FIPS: 790

2024 Overall GRAND TOTAL		Distribution of Caseload			Change*		Percentage (%) of Caseload		
2,463 +67 		Criminal	410	17%	-5.7% ▼	-25	Criminal	2023	2024
		Traffic	1,212	49%	3.0% ▲	+35	Traffic	18.2%	16.6%
		Civil	446	18%	10.4% ▲	+42	Civil	49.1%	49.2%
		Civil Commitments	395	16%	3.9% ▲	+15	Civil Commitments	16.9%	18.1%
		GRAND TOTAL	2,463	100%	2.8% ▲	+67	GRAND TOTAL	15.9%	16.0%
							GRAND TOTAL	100%	100%

Filings by Division & Code

Division	Case Type Description	Code	Summary	Change	% Change	Absolute Change
Criminal	Misdemeanor	M	185	▼	-2.6%	-5
	Felony	F	133	▼	-14.2%	-22
	Capias	CA	50	▼	-15.3%	-9
	Show Cause	SC	25	▲	+47.1%	+8
	Civil Violation	CV	17	▲	+54.5%	+6
	Motion	MO	0	▼	-100.0%	-3
	Total			410	▼	-5.7%
Traffic	Infraction	I	1,005	▲	+7.8%	+73
	Misdemeanor	M	156	▼	-8.2%	-14
	Capias	CA	30	▼	-38.8%	-19
	Show Cause	SC	10	▲	+150.0%	+6
	Other	O	8	▼	-50.0%	-8
	Felony	F	1	▼	-66.7%	-2
	Motion	MO	1	▲	-	+1
	Restricted Operators License	RL	1	▲	-	+1
	Civil Violation	CV	0	▼	-100.0%	-3
Total			1,212	▲	3.0%	+35
Civil	Warrant in Debt	WD	167	▲	+27.5%	+36
	Garnishment	GA	119	▲	+9.2%	+10
	Unlawful Detainer	UD	74	▼	-5.1%	-4
	Detinue	DT	17	▲	+70.0%	+7
	Preliminary Protective Order	PP	15	▲	+150.0%	+9
	Protective Order	PO	15	▲	+150.0%	+9
	Other	OT	14	▼	-12.5%	-2
	Abstract	AJ	6	▼	-50.0%	-6
	Admin License	AL	5	▼	-50.0%	-5
	Impoundment	IM	4	▲	+100.0%	+2
	Motion for Judgment	MJ	3	▲	+50.0%	+1
	Show Cause	SC	3	▼	-50.0%	-3
	Interrogatory	IN	2	▼	-83.3%	-10
	Capias	CA	1	▼	-50.0%	-1
	Counter Claim	CC	1	▲	-	+1
	Bond Forfeiture	BF	0	▼	-100.0%	-1
	Cross Claim	CR	0	▼	-100.0%	-1
Total			446	▲	10.4%	+42
Civil Commitments	Mental Commitment	MC	239	▼	-0.8%	-2
	Other	OT	84	▲	+7.7%	+6
	Temporary Detention Order	TD	39	▼	-4.9%	-2
	Emergency Custody Order	EC	19	▲	+35.7%	+5
	Petition	PT	14	▲	+133.3%	+8
Total			395	▲	3.9%	+15
GRAND TOTAL			2,463	▲	2.8%	+67

Filings by Major Case Category**

Category	Summary	Change	% Change	Absolute Change
Felony	134	▼	-15.2%	-24
Garnishment	121	▼		0
General Civil	187	▲	+30.8%	+44

* Compared to same time period as previous year

** Case Type Categories are defined in the 2017 Virginia Judicial Workload Assessment

Source: SCV-SQL-Information

CPSS - GCMS CASELOAD STATISTICS OF THE GENERAL DISTRICT COURTS

January 2024 thru March 2024 Filings (Compared to January 2023 thru March 2023)

Staunton

District: 25 FIPS: 790

Infraction/Civil Violation	1,030	▼	+7.1%	+68
Involuntary Civil Commitments	98	▲	+16.7%	+14
Landlord /Tenant	74	▼	-5.1%	-4
Misdemeanor	342	▲	-5.0%	-18
Other	447	▲	-6.5%	-31
Protective Orders	30	▲	+150.0%	+18
GRAND TOTAL	2,463	▲	2.8%	+67

* Compared to same time period as previous year

** Case Type Categories are defined in the 2017 Virginia Judicial Workload Assessment
Source: SCV-SQL-Information

2024 Overall GRAND TOTAL		Distribution of Caseload			Change*		Percentage (%) of Caseload		
1,577 +128		Criminal	236	15%	-14.8% ▼	-41	Criminal	2023	2024
		Traffic	506	32%	72.1% ▲	+212	Traffic	19.1%	15.0%
2024		Civil	795	50%	-4.8% ▲	-40	Civil	20.3%	32.1%
2023		Civil Commitments	40	3%	-7.0% ▼	-3	Civil Commitments	57.6%	50.4%
		GRAND TOTAL	1,577	100%	8.8% ▲	+128	GRAND TOTAL	3.0%	2.5%
							GRAND TOTAL	100%	100%

Filings by Division & Code

Division	Case Type Description	Code	Summary	Change	% Change	Absolute Change
Criminal	Misdemeanor	M	124	▼	-2.4%	-3
	Felony	F	69	▼	-28.1%	-27
	Capias	CA	32	▼	-28.9%	-13
	Show Cause	SC	11	▲	+37.5%	+3
	Civil Violation	CV	0	▼	-100.0%	-1
	Total			236	▼	-14.8%
Traffic	Infraction	I	334	▲	+86.6%	+155
	Misdemeanor	M	117	▲	+39.3%	+33
	Capias	CA	41	▲	+310.0%	+31
	Show Cause	SC	6	▼	-53.8%	-7
	Civil Violation	CV	4	▲	+100.0%	+2
	Felony	F	3	↔		-
	Restricted Operators License	RL	1	▼	-66.7%	-2
	Total			506	▲	72.1%
Civil	Warrant in Debt	WD	456	▼	-6.4%	-31
	Unlawful Detainer	UD	119	▲	+24.0%	+23
	Garnishment	GA	117	▲	+5.4%	+6
	Detinue	DT	37	▼	-47.9%	-34
	Other	OT	15	▼	-40.0%	-10
	Preliminary Protective Order	PP	11	▼	-26.7%	-4
	Admin License	AL	10	▲	+100.0%	+5
	Abstract	AJ	6	▲	+50.0%	+2
	Interrogatory	IN	6	▼	-25.0%	-2
	Detinue Seizure	DZ	5	▲	-	+5
	Show Cause	SC	5	▼	-28.6%	-2
	Motion for Judgment	MJ	4	▲	+300.0%	+3
	Protective Order	PO	3	▲	+50.0%	+1
	Capias	CA	1	↔		-
	Impoundment	IM	0	▼	-100.0%	-2
Total			795	▼	-4.8%	-40
Civil Commitments	Temporary Detention Order	TD	29	▼	-12.1%	-4
	Emergency Custody Order	EC	11	▲	+10.0%	+1
	Total		40	▼	-7.0%	-3
GRAND TOTAL			1,577	▲	8.8%	+128

Filings by Major Case Category**



Category	Summary	Change	% Change	Absolute Change
Felony	72	▼	-27.3%	-27
Garnishment	123	▼	+3.4%	+4
General Civil	502	▲	-10.2%	-57
Infraction/Civil Violation	338	▲	+85.7%	+156
Landlord /Tenant	119	▲	+24.0%	+23
Misdemeanor	242	▼	+13.1%	+28
Other	167	▲	+2.5%	+4
Protective Orders	14	▲	-17.6%	-3
GRAND TOTAL	1,577	▲	8.8%	+128

* Compared to same time period as previous year

** Case Type Categories are defined in the 2017 Virginia Judicial Workload Assessment
 Source: SCV-SQL-Information

* Compared to same time period as previous year

** Case Type Categories are defined in the 2017 Virginia Judicial Workload Assessment
Source: SCV-SQL-Information

2024 Overall GRAND TOTAL		Distribution of Caseload		Change*		Percentage (%) of Caseload			
912	-150	Criminal	91	10%	-20.9% ▼	-24	Criminal	2023	2024
		Traffic	729	80%	-15.8% ▼	-137	Traffic	10.8%	10.0%
		Civil	87	10%	10.1% ▲	+8	Civil	81.5%	79.9%
		Civil Commitments	5	1%	150.0% ▲	+3	Civil Commitments	7.4%	9.5%
		GRAND TOTAL	912	100%	-14.1% ▼	-150	GRAND TOTAL	100%	100%

Filings by Division & Code



Division	Case Type Description	Code	Summary	Change	% Change	Absolute Change
Criminal	Misdemeanor	M	50	▼	-37.5%	-30
	Felony	F	14	▲	+55.6%	+5
	Show Cause	SC	12	▼	-36.8%	-7
	Capias	CA	6	▲	+500.0%	+5
	Civil Violation	CV	5	▲	+66.7%	+2
	Motion	MO	4	▲	+33.3%	+1
	Total			91	▼	-20.9%
Traffic	Infraction	I	623	▼	-15.1%	-111
	Misdemeanor	M	100	▼	-22.5%	-29
	Felony	F	3	▲	+200.0%	+2
	Capias	CA	2	▲	+100.0%	+1
	Show Cause	SC	1	↔		-
	Total			729	▼	-15.8%
Civil	Warrant in Debt	WD	38	▼	-5.0%	-2
	Garnishment	GA	18	▼	-5.3%	-1
	Admin License	AL	14	▲	+250.0%	+10
	Unlawful Detainer	UD	6	▼	-33.3%	-3
	Other	OT	4	▲	+100.0%	+2
	Preliminary Protective Order	PP	4	▲	-	+4
	Abstract	AJ	1	▲	-	+1
	Impoundment	IM	1	↔		-
	Motion for Judgment	MJ	1	▲	-	+1
	Detinue	DT	0	▼	-100.0%	-1
	Interrogatory	IN	0	▼	-100.0%	-2
	Show Cause	SC	0	▼	-100.0%	-1
	Total			87	▲	10.1%
Civil Commitments	Temporary Detention Order	TD	4	▲	+300.0%	+3
	Emergency Custody Order	EC	1	↔		-
Total			5	▲	150.0%	+3
GRAND TOTAL			912	▼	-14.1%	-150

Filings by Major Case Category**

Category	Summary	Change	% Change	Absolute Change
Felony	17	▲	+70.0%	+7
Garnishment	18	▼	-14.3%	-3
General Civil	40	▲	-4.8%	-2
Infraction/Civil Violation	628	▲	-14.8%	-109
Landlord /Tenant	6	▼	-33.3%	-3
Misdemeanor	150	▼	-28.2%	-59
Other	49	▲	+44.1%	+15
Protective Orders	4	▲	-	+4
GRAND TOTAL	912	▼	-14.1%	-150

* Compared to same time period as previous year

** Case Type Categories are defined in the 2017 Virginia Judicial Workload Assessment
 Source: SCV-SQL-Information

2024 Overall GRAND TOTAL		Distribution of Caseload			Change*		Percentage (%) of Caseload		
4,238	-117	Criminal	709	17%	-24.2% ▼	-226	Criminal	2023	2024
		Traffic	2,628	62%	-0.8% ▼	-22	Traffic	21.5%	16.7%
		Civil	882	21%	19.4% ▲	+143	Civil	60.8%	62.0%
		Civil Commitments	19	0%	-38.7% ▼	-12	Civil Commitments	17.0%	20.8%
		GRAND TOTAL	4,238	100%	-2.7% ▼	-117	GRAND TOTAL	0.7%	0.4%
							GRAND TOTAL	100%	100%

Filings by Division & Code

Division	Case Type Description	Code	Summary	Change	% Change	Absolute Change
Criminal	Misdemeanor	M	407	▲	+20.4%	+69
	Felony	F	122	▼	-73.0%	-330
	Show Cause	SC	88	▲	+41.9%	+26
	Capias	CA	69	▲	+15.0%	+9
	Civil Violation	CV	23	↔		-
	Total			709	▼	-24.2%
Traffic	Infraction	I	2,010	▼	-0.8%	-16
	Misdemeanor	M	550	▼	-4.3%	-25
	Capias	CA	36	▲	+44.0%	+11
	Show Cause	SC	17	▲	+30.8%	+4
	Felony	F	13	▲	+44.4%	+4
	Civil Violation	CV	1	▼	-50.0%	-1
	Other	O	1	▲	-	+1
	Total			2,628	▼	-0.8%
Civil	Warrant in Debt	WD	412	▲	+47.7%	+133
	Garnishment	GA	265	▲	+16.7%	+38
	Unlawful Detainer	UD	60	▲	+15.4%	+8
	Admin License	AL	30	▼	-41.2%	-21
	Other	OT	21	▲	+31.3%	+5
	Overweight	OC	17	▼	-19.0%	-4
	Motor Carrier	MC	16	▼	-11.1%	-2
	Protective Order	PO	13	▲	+18.2%	+2
	Bond Forfeiture	BF	10	▲	+11.1%	+1
	Show Cause	SC	10	▼	-37.5%	-6
	Preliminary Protective Order	PP	8	▼	-20.0%	-2
	Abstract	AJ	7	▼	-53.3%	-8
	Impoundment	IM	6	▼	-50.0%	-6
	Interrogatory	IN	5	▲	-	+5
	Petition-Restore Arms	PR	2	▲	-	+2
	Capias	CA	0	▼	-100.0%	-1
Tenants Assertion	TA	0	▼	-100.0%	-1	
Total			882	▲	19.4%	+143
Civil Commitments	Temporary Detention Order	TD	15	▼	-34.8%	-8
	Emergency Custody Order	EC	4	▼	-50.0%	-4
	Total			19	▼	-38.7%
GRAND TOTAL			4,238	▼	-2.7%	-117

Filings by Major Case Category**

Category	Summary	Change	% Change	Absolute Change
Felony	135	▼	-70.7%	-326
Garnishment	270	▲	+18.9%	+43
General Civil	417	▲	+47.9%	+135
Infraction/Civil Violation	2,068	▲	-1.1%	-22
Landlord /Tenant	60	▼	+13.2%	+7
Misdemeanor	957	▲	+4.8%	+44
Other	310	▼	+0.6%	+2
Protective Orders	21	▼		0

* Compared to same time period as previous year

** Case Type Categories are defined in the 2017 Virginia Judicial Workload Assessment

Source: SCV-SQL-Information

CPSS - GCMS CASELOAD STATISTICS OF THE GENERAL DISTRICT COURTS

January 2024 thru March 2024 Filings (Compared to January 2023 thru March 2023)



Frederick

District: 26 FIPS: 069

<i>GRAND TOTAL</i>	4,238	▼	-2.7%	-117
---------------------------	--------------	---	-------	------

* Compared to same time period as previous year

** Case Type Categories are defined in the 2017 Virginia Judicial Workload Assessment
Source: SCV-SQL-Information

2024 Overall GRAND TOTAL		Distribution of Caseload			Change*		Percentage (%) of Caseload		
1,706 +222		Criminal	208	12%	-26.5% ▼	-75	Criminal	2023	2024
2024 		Traffic	1,268	74%	37.4% ▲	+345	Traffic	19.1%	12.2%
2023 		Civil	211	12%	-21.9% ▲	-59	Civil	62.2%	74.3%
		Civil Commitments	19	1%	137.5% ▲	+11	Civil Commitments	18.2%	12.4%
		GRAND TOTAL	1,706	100%	15.0% ▲	+222	GRAND TOTAL	0.5%	1.1%
							GRAND TOTAL	100%	100%

Filings by Division & Code

Division	Case Type Description	Code	Summary	Change	% Change	Absolute Change
Criminal	Misdemeanor	M	96	▼	-31.4%	-44
	Felony	F	85	▼	-15.0%	-15
	Show Cause	SC	14	▼	-30.0%	-6
	Capias	CA	7	▼	-41.7%	-5
	Civil Violation	CV	6	▼	-33.3%	-3
	Restricted Operators License	RL	0	▼	-100.0%	-2
	Total			208	▼	-26.5%
Traffic	Infraction	I	1,058	▲	+60.5%	+399
	Misdemeanor	M	203	▼	-16.5%	-40
	Show Cause	SC	4	▼	-42.9%	-3
	Capias	CA	3	▼	-66.7%	-6
	Felony	F	0	▼	-100.0%	-3
	Restricted Operators License	RL	0	▼	-100.0%	-2
	Total			1,268	▲	37.4%
Civil	Garnishment	GA	95	▲	+8.0%	+7
	Warrant in Debt	WD	52	▼	-48.5%	-49
	Unlawful Detainer	UD	21	▼	-8.7%	-2
	Other	OT	11	▼	-26.7%	-4
	Preliminary Protective Order	PP	8	▲	+33.3%	+2
	Abstract	AJ	6	▲	+200.0%	+4
	Detinue	DT	5	▼	-44.4%	-4
	Admin License	AL	4	▼	-69.2%	-9
	Show Cause	SC	3	▲	+200.0%	+2
	Counter Claim	CC	2	▲	+100.0%	+1
	Impoundment	IM	2	▲	+100.0%	+1
	Protective Order	PO	2	▼	-66.7%	-4
	Interrogatory	IN	0	▼	-100.0%	-2
	Motion for Judgment	MJ	0	▼	-100.0%	-1
	Restricted Operators License	RL	0	▼	-100.0%	-1
Total			211	▼	-21.9%	-59
Civil Commitments	Temporary Detention Order	TD	13	▲	+225.0%	+9
	Emergency Custody Order	EC	6	▲	+50.0%	+2
	Total		19	▲	137.5%	+11
GRAND TOTAL			1,706	▲	15.0%	+222

Filings by Major Case Category**

Category	Summary	Change	% Change	Absolute Change	
Felony	85	▼	-17.5%	-18	
Garnishment	95	▼	+5.6%	+5	
General Civil	57	▼	-48.6%	-54	
Infraction/Civil Violation	1,064	▲	+59.3%	+396	
Landlord /Tenant	21	▼	-8.7%	-2	
Misdemeanor	299	▼	-22.9%	-89	
Other	75	▲	-15.7%	-14	
Protective Orders	10	▼	-16.7%	-2	
GRAND TOTAL		1,706	▲	15.0%	+222



* Compared to same time period as previous year

** Case Type Categories are defined in the 2017 Virginia Judicial Workload Assessment

Source: SCV-SQL-Information

* Compared to same time period as previous year

** Case Type Categories are defined in the 2017 Virginia Judicial Workload Assessment
Source: SCV-SQL-Information

2024 Overall GRAND TOTAL		Distribution of Caseload			Change*		Percentage (%) of Caseload		
8,260	-911	Criminal	1,450	18%	-4.8% ▼	-73	Criminal	2023	2024
		Traffic	4,757	58%	-10.9% ▼	-584	Traffic	16.6%	17.6%
		Civil	1,863	23%	-12.5% ▼	-265	Civil	58.2%	57.6%
		Civil Commitments	190	2%	6.1% ▲	+11	Civil Commitments	23.2%	22.6%
		GRAND TOTAL	8,260	100%	-9.9% ▼	-911	GRAND TOTAL	2.0%	2.3%
							GRAND TOTAL	100%	100%

Filings by Division & Code

Division	Case Type Description	Code	Summary	Change	% Change	Absolute Change
Criminal	Misdemeanor	M	793	▼	-2.1%	-17
	Felony	F	403	▼	-18.1%	-89
	Capias	CA	118	▲	+21.6%	+21
	Show Cause	SC	93	▲	+5.7%	+5
	Civil Violation	CV	43	▲	+22.9%	+8
	Restricted Operators License	RL	0	▼	-100.0%	-1
	Total			1,450	▼	-4.8%
Traffic	Infraction	I	3,402	▼	-17.0%	-699
	Misdemeanor	M	1,195	▲	+0.1%	+1
	Civil Violation	CV	112	▲	+11,100.0%	+111
	Capias	CA	22	▲	+83.3%	+10
	Felony	F	13	▼	-27.8%	-5
	Show Cause	SC	10	▼	-16.7%	-2
	Restricted Operators License	RL	3	▲	+50.0%	+1
	Other	O	0	▼	-100.0%	-1
Total			4,757	▼	-10.9%	-584
Civil	Warrant in Debt	WD	759	▼	-1.9%	-15
	Garnishment	GA	348	▼	-21.4%	-95
	Unlawful Detainer	UD	319	▼	-11.6%	-42
	Admin License	AL	76	▲	+28.8%	+17
	Impoundment	IM	67	▲	+76.3%	+29
	Other	OT	56	↔		-
	Detinue	DT	44	▼	-33.3%	-22
	Interrogatory	IN	38	▼	-39.7%	-25
	Preliminary Protective Order	PP	34	▼	-44.3%	-27
	Bond Forfeiture	BF	32	▼	-15.8%	-6
	Protective Order	PO	29	▼	-40.8%	-20
	Show Cause	SC	25	▼	-49.0%	-24
	Abstract	AJ	21	▼	-65.0%	-39
	Motion for Judgment	MJ	9	▲	+80.0%	+4
	Capias	CA	2	▲	-	+2
	Counter Claim	CC	1	▼	-66.7%	-2
	Overweight	OC	1	↔		-
	Petition-Restore Arms	PR	1	↔		-
	Tenants Assertion	TA	1	↔		-
Total			1,863	▼	-12.5%	-265
Civil Commitments	Temporary Detention Order	TD	85	▲	+16.4%	+12
	Mental Commitment	MC	46	▲	+7.0%	+3
	Emergency Custody Order	EC	38	↔		-
	Other	OT	10	▲	+25.0%	+2
	Petition	PT	9	▼	-47.1%	-8
	Medical Emergency Temporary Detention Order	MT	2	▲	-	+2
Total			190	▲	6.1%	+11
GRAND TOTAL			8,260	▼	-9.9%	-911

* Compared to same time period as previous year



** Case Type Categories are defined in the 2017 Virginia Judicial Workload Assessment

Filings by Major Case Category**

Category	Summary	Change	% Change	Absolute Change
Felony	416	▼	-18.4%	-94
Garnishment	386	▼	-23.7%	-120
General Civil	830	▲	-2.8%	-24
Infraction/Civil Violation	3,558	▲	-14.0%	-581
Involuntary Civil Commitments	19	▼	-24.0%	-6
Landlord /Tenant	320	▼	-11.6%	-42
Misdemeanor	1,991	▼	-0.8%	-16
Other	677	▲	+2.9%	+19
Protective Orders	63	▼	-42.7%	-47
GRAND TOTAL	8,260	▼	-9.9%	-911

* Compared to same time period as previous year

** Case Type Categories are defined in the 2017 Virginia Judicial Workload Assessment
 Source: SCV-SQL-Information

2024 Overall GRAND TOTAL		Distribution of Caseload			Change*		Percentage (%) of Caseload		
3,457	+1,038	Criminal	358	10%	-1.6% ▼	-6	Criminal	2023	2024
		Traffic	2,652	77%	63.9% ▲	+1,034	Traffic	15.0%	10.4%
		Civil	432	12%	2.6% ▲	+11	Civil	66.9%	76.7%
		Civil Commitments	15	0%	-6.3% ▼	-1	Civil Commitments	17.4%	12.5%
		GRAND TOTAL	3,457	100%	42.9% ▲	+1,038	GRAND TOTAL	0.7%	0.4%
							GRAND TOTAL	100%	100%

Filings by Division & Code

Division	Case Type Description	Code	Summary	Change	% Change	Absolute Change
Criminal	Misdemeanor	M	188	▲	+1.1%	+2
	Felony	F	91	▼	-8.1%	-8
	Show Cause	SC	28	▲	+21.7%	+5
	Capias	CA	26	▼	-29.7%	-11
	Civil Violation	CV	20	▲	+5.3%	+1
	Motion	MO	5	▲	-	+5
	Total			358	▼	-1.6%
Traffic	Infraction	I	2,069	▲	+80.5%	+923
	Misdemeanor	M	546	▲	+22.7%	+101
	Capias	CA	13	▼	-13.3%	-2
	Show Cause	SC	12	▲	+71.4%	+5
	Felony	F	10	▲	+100.0%	+5
	Civil Violation	CV	1	▲	-	+1
	Motion	MO	1	▲	-	+1
Total			2,652	▲	63.9%	+1,034
Civil	Warrant in Debt	WD	163	▼	-7.4%	-13
	Garnishment	GA	158	▲	+38.6%	+44
	Unlawful Detainer	UD	51	▼	-3.8%	-2
	Admin License	AL	12	▼	-33.3%	-6
	Show Cause	SC	10	▲	+150.0%	+6
	Bond Forfeiture	BF	9	▲	+28.6%	+2
	Other	OT	9	▼	-35.7%	-5
	Preliminary Protective Order	PP	5	▼	-16.7%	-1
	Abstract	AJ	4	▼	-66.7%	-8
	Protective Order	PO	4	▲	+33.3%	+1
	Impoundment	IM	3	▼	-25.0%	-1
	Capias	CA	1	↔	-	-
	Detinue	DT	1	▼	-50.0%	-1
	Interrogatory	IN	1	▼	-75.0%	-3
	Tenants Assertion	TA	1	▲	-	+1
	Counter Claim	CC	0	▼	-100.0%	-1
Motion for Judgment	MJ	0	▼	-100.0%	-2	
Total			432	▲	2.6%	+11
Civil Commitments	Temporary Detention Order	TD	10	▼	-9.1%	-1
	Emergency Custody Order	EC	5	↔	-	-
Total			15	▼	-6.3%	-1
GRAND TOTAL			3,457	▲	42.9%	+1,038

Filings by Major Case Category**

Category	Summary	Change	% Change	Absolute Change
Felony	101	▲	-2.9%	-3
Garnishment	159	▼	+34.7%	+41
General Civil	166	▼	-8.8%	-16
Infraction/Civil Violation	2,090	▲	+79.4%	+925
Landlord /Tenant	52	▲	-1.9%	-1
Misdemeanor	734	▲	+16.3%	+103
Other	146	▲	-7.0%	-11

* Compared to same time period as previous year

** Case Type Categories are defined in the 2017 Virginia Judicial Workload Assessment

Source: SCV-SQL-Information



CPSS - GCMS CASELOAD STATISTICS OF THE GENERAL DISTRICT COURTS

January 2024 thru March 2024 Filings (Compared to January 2023 thru March 2023)

Protective Orders		9	▲		0
GRAND TOTAL		3,457	▲	42.9%	+1,038

* Compared to same time period as previous year

** Case Type Categories are defined in the 2017 Virginia Judicial Workload Assessment
Source: SCV-SQL-Information

2024 Overall GRAND TOTAL		Distribution of Caseload			Change*		Percentage (%) of Caseload		
2,681	+139	Criminal	615	23%	4.9% ▲	+29	Criminal	2023	2024
		Traffic	1,366	51%	-2.8% ▼	-39	Traffic	55.3%	51.0%
		Civil	666	25%	26.4% ▲	+139	Civil	20.7%	24.8%
		Civil Commitments	34	1%	41.7% ▲	+10	Civil Commitments	0.9%	1.3%
		GRAND TOTAL	2,681	100%	5.5% ▲	+139	GRAND TOTAL	100%	100%

Filings by Division & Code

Division	Case Type Description	Code	Summary	Change	% Change	Absolute Change
Criminal	Misdemeanor	M	352	▲	+14.3%	+44
	Felony	F	159	↔		-
	Show Cause	SC	39	▼	-30.4%	-17
	Capias	CA	35	▼	-27.1%	-13
	Civil Violation	CV	30	▲	+100.0%	+15
	Total			615	▲	4.9%
Traffic	Infraction	I	1,038	▼	-1.1%	-12
	Misdemeanor	M	310	▼	-2.5%	-8
	Capias	CA	7	▼	-63.2%	-12
	Show Cause	SC	7	▼	-36.4%	-4
	Felony	F	4	▼	-20.0%	-1
	Civil Violation	CV	0	▼	-100.0%	-2
	Total			1,366	▼	-2.8%
Civil	Warrant in Debt	WD	259	▲	+22.2%	+47
	Garnishment	GA	189	▲	+39.0%	+53
	Unlawful Detainer	UD	59	▼	-1.7%	-1
	Impoundment	IM	45	▲	+32.4%	+11
	Admin License	AL	33	▲	+37.5%	+9
	Interrogatory	IN	17	▲	+325.0%	+13
	Detinue	DT	14	▲	+55.6%	+5
	Show Cause	SC	13	▲	+160.0%	+8
	Other	OT	12	▼	-25.0%	-4
	Preliminary Protective Order	PP	8	↔		-
	Abstract	AJ	7	▼	-22.2%	-2
	Protective Order	PO	5	▲	+25.0%	+1
	Bond Forfeiture	BF	2	▼	-33.3%	-1
	Overweight	OC	2	▲	-	+2
	Tenants Assertion	TA	1	▲	-	+1
	Capias	CA	0	▼	-100.0%	-1
	Motion for Judgment	MJ	0	▼	-100.0%	-1
	Petition-Restore Arms	PR	0	▼	-100.0%	-1
	Total			666	▲	26.4%
Civil Commitments	Emergency Custody Order	EC	17	▲	+240.0%	+12
	Temporary Detention Order	TD	17	▼	-10.5%	-2
	Total			34	▲	41.7%
GRAND TOTAL			2,681	▲	5.5%	+139

Filings by Major Case Category**

Category	Summary	Change	% Change	Absolute Change
Felony	163	▼	-0.6%	-1
Garnishment	206	▲	+47.1%	+66
General Civil	276	▼	+22.1%	+50
Infraction/Civil Violation	1,070	▲	+0.3%	+3
Landlord /Tenant	60	▲		0
Misdemeanor	662	▲	+5.8%	+36
Other	231	▲	-6.5%	-16
Protective Orders	13	▲	+8.3%	+1

* Compared to same time period as previous year

** Case Type Categories are defined in the 2017 Virginia Judicial Workload Assessment

Source: SCV-SQL-Information

CPSS - GCMS CASELOAD STATISTICS OF THE GENERAL DISTRICT COURTS

January 2024 thru March 2024 Filings (Compared to January 2023 thru March 2023)



<i>GRAND TOTAL</i>	2,681	▲	5.5%	+139
---------------------------	--------------	---	------	------

* Compared to same time period as previous year

** Case Type Categories are defined in the 2017 Virginia Judicial Workload Assessment
Source: SCV-SQL-Information

CPSS - GCMS CASELOAD STATISTICS OF THE GENERAL DISTRICT COURTS

January 2024 thru March 2024 Filings (Compared to January 2023 thru March 2023)

2024 Overall GRAND TOTAL		Distribution of Caseload			Change*		Percentage (%) of Caseload		
2,947	+342	Criminal	685	23%	14.5% ▲	+87	Criminal	2023	2024
		Traffic	1,223	41%	20.5% ▲	+208	Traffic	23.0%	23.2%
		Civil	951	32%	5.4% ▲	+49	Civil	39.0%	41.5%
		Civil Commitments	88	3%	-2.2% ▼	-2	Civil Commitments	34.6%	32.3%
		GRAND TOTAL	2,947	100%	13.1% ▲	+342	GRAND TOTAL	3.5%	3.0%
							GRAND TOTAL	100%	100%

Filings by Division & Code

Division	Case Type Description	Code	Summary	Change	% Change	Absolute Change
Criminal	Misdemeanor	M	389	▲	+17.2%	+57
	Felony	F	172	▲	+24.6%	+34
	Capias	CA	67	▲	+6.3%	+4
	Show Cause	SC	50	▼	-16.7%	-10
	Civil Violation	CV	7	▲	+40.0%	+2
	Total			685	▲	14.5%
Traffic	Infraction	I	859	▲	+19.1%	+138
	Misdemeanor	M	272	▲	+23.1%	+51
	Other	O	71	▲	+39.2%	+20
	Capias	CA	10	↔		-
	Show Cause	SC	8	▲	+14.3%	+1
	Felony	F	3	▼	-25.0%	-1
	Civil Violation	CV	0	▼	-100.0%	-1
	Total			1,223	▲	20.5%
Civil	Garnishment	GA	351	▼	-12.3%	-49
	Warrant in Debt	WD	340	▲	+16.8%	+49
	Unlawful Detainer	UD	100	▲	+19.0%	+16
	Admin License	AL	47	▲	+113.6%	+25
	Detinue	DT	35	▲	+16.7%	+5
	Abstract	AJ	18	▲	+100.0%	+9
	Other	OT	15	▼	-28.6%	-6
	Protective Order	PO	10	↔		-
	Preliminary Protective Order	PP	9	↔		-
	Bond Forfeiture	BF	7	▲	+40.0%	+2
	Impoundment	IM	7	▲	+600.0%	+6
	Show Cause	SC	5	▼	-16.7%	-1
	Interrogatory	IN	3	▼	-40.0%	-2
	Motion for Judgment	MJ	2	▲	-	+2
	Zoning Violation	ZO	2	▼	-66.7%	-4
	Petition-Restore Arms	PR	0	▼	-100.0%	-1
	Tenants Assertion	TA	0	▼	-100.0%	-2
	Total			951	▲	5.4%
Civil Commitments	Mental Commitment	MC	54	▼	-10.0%	-6
	Temporary Detention Order	TD	21	▲	+16.7%	+3
	Emergency Custody Order	EC	9	▼	-18.2%	-2
	Other	OT	3	▲	+200.0%	+2
	Medical Emergency Temporary Detention Order	MT	1	▲	-	+1
Total			88	▼	-2.2%	-2
GRAND TOTAL			2,947	▲	13.1%	+342

Filings by Major Case Category**

Category	Summary	Change	% Change	Absolute Change
Felony	175	▼	+23.2%	+33
Garnishment	354	▼	-12.6%	-51
General Civil	378	▲	+16.3%	+53
Infraction/Civil Violation	937	▼	+20.4%	+159
Involuntary Civil Commitments	3	▲	+200.0%	+2
Landlord /Tenant	100	▼	+16.3%	+14

* Compared to same time period as previous year

** Case Type Categories are defined in the 2017 Virginia Judicial Workload Assessment

CPSS - GCMS CASELOAD STATISTICS OF THE GENERAL DISTRICT COURTS

January 2024 thru March 2024 Filings (Compared to January 2023 thru March 2023)



Winchester

District: 26 FIPS: 840

Misdemeanor	663	▼	+18.6%	+104
Other	318	▲	+9.7%	+28
Protective Orders	19	↔		0
GRAND TOTAL	2,947	▲	13.1%	+342

* Compared to same time period as previous year

** Case Type Categories are defined in the 2017 Virginia Judicial Workload Assessment
Source: SCV-SQL-Information

2024 Overall GRAND TOTAL		Distribution of Caseload			Change*		Percentage (%) of Caseload		
1,614	-305	Criminal	92	6%	-40.3% ▼	-62	Criminal	2023	2024
		Traffic	1,431	89%	-16.3% ▼	-279	Traffic	8.0%	5.7%
		Civil	87	5%	67.3% ▲	+35	Civil	89.1%	88.7%
		Civil Commitments	4	0%	33.3% ▲	+1	Civil Commitments	2.7%	5.4%
		GRAND TOTAL	1,614	100%	-15.9% ▼	-305	GRAND TOTAL	0.2%	0.2%
							GRAND TOTAL	100%	100%

Filings by Division & Code

Division	Case Type Description	Code	Summary	Change	% Change	Absolute Change
Criminal	Misdemeanor	M	45	▼	-29.7%	-19
	Felony	F	28	▼	-66.3%	-55
	Show Cause	SC	13	▲	+160.0%	+8
	Capias	CA	5	▲	+400.0%	+4
	Civil Violation	CV	1	↔		-
	Total			92	▼	-40.3%
Traffic	Infraction	I	1,192	▼	-11.2%	-150
	Misdemeanor	M	238	▼	-33.3%	-119
	Civil Violation	CV	1	▼	-83.3%	-5
	Felony	F	0	▼	-100.0%	-1
	Show Cause	SC	0	▼	-100.0%	-4
	Total			1,431	▼	-16.3%
Civil	Warrant in Debt	WD	46	▲	+206.7%	+31
	Garnishment	GA	13	▲	+44.4%	+4
	Unlawful Detainer	UD	6	▲	+200.0%	+4
	Admin License	AL	4	▼	-66.7%	-8
	Bond Forfeiture	BF	4	▲	+33.3%	+1
	Motor Carrier	MC	4	▲	-	+4
	Other	OT	4	▲	+33.3%	+1
	Overweight	OC	2	▼	-33.3%	-1
	Preliminary Protective Order	PP	2	▲	+100.0%	+1
	Detinue	DT	1	↔		-
	Protective Order	PO	1	▲	-	+1
	Abstract	AJ	0	▼	-100.0%	-1
	Impoundment	IM	0	▼	-100.0%	-1
	Tenants Assertion	TA	0	▼	-100.0%	-1
	Total			87	▲	67.3%
Civil Commitments	Temporary Detention Order	TD	3	▲	+50.0%	+1
	Petition	PT	1	▲	-	+1
	Emergency Custody Order	EC	0	▼	-100.0%	-1
	Total			4	▲	33.3%
GRAND TOTAL			1,614	▼	-15.9%	-305

Filings by Major Case Category**

Category	Summary	Change	% Change	Absolute Change	
Felony	28	▼	-66.7%	-56	
Garnishment	13	▲	+44.4%	+4	
General Civil	47	▲	+193.8%	+31	
Infraction/Civil Violation	1,200	▲	-11.2%	-152	
Involuntary Civil Commitments	1	▲	-	+1	
Landlord /Tenant	6	▲	+100.0%	+3	
Misdemeanor	283	▼	-32.8%	-138	
Other	33	▲		0	
Protective Orders	3	▲	+200.0%	+2	
GRAND TOTAL		1,614	▼	-15.9%	-305

* Compared to same time period as previous year

** Case Type Categories are defined in the 2017 Virginia Judicial Workload Assessment
 Source: SCV-SQL-Information

* Compared to same time period as previous year

** Case Type Categories are defined in the 2017 Virginia Judicial Workload Assessment
Source: SCV-SQL-Information

2024 Overall GRAND TOTAL		Distribution of Caseload			Change*		Percentage (%) of Caseload		
4,331	-850	Criminal	193	4%	-29.8% ▼	-82	Criminal	2023	2024
2024		Traffic	3,855	89%	-16.8% ▼	-778	Traffic	5.3%	4.5%
2023		Civil	265	6%	4.7% ▲	+12	Civil	89.4%	89.0%
		Civil Commitments	18	0%	-10.0% ▼	-2	Civil Commitments	4.9%	6.1%
		GRAND TOTAL	4,331	100%	-16.4% ▼	-850	GRAND TOTAL	0.4%	0.4%
							GRAND TOTAL	100%	100%

Filings by Division & Code

Division	Case Type Description	Code	Summary	Change	% Change	Absolute Change
Criminal	Misdemeanor	M	104	▼	-35.4%	-57
	Felony	F	64	▼	-27.3%	-24
	Capias	CA	15	▲	+25.0%	+3
	Show Cause	SC	7	▲	+40.0%	+2
	Civil Violation	CV	3	▼	-66.7%	-6
	Total			193	▼	-29.8%
Traffic	Infraction	I	3,363	▼	-16.7%	-674
	Misdemeanor	M	484	▼	-16.4%	-95
	Capias	CA	4	▲	+33.3%	+1
	Felony	F	3	▼	-66.7%	-6
	Show Cause	SC	1	▼	-80.0%	-4
	Total			3,855	▼	-16.8%
Civil	Warrant in Debt	WD	107	▲	+59.7%	+40
	Garnishment	GA	77	▲	+1.3%	+1
	Unlawful Detainer	UD	30	▼	-6.3%	-2
	Impoundment	IM	16	▼	-36.0%	-9
	Other	OT	11	▼	-21.4%	-3
	Admin License	AL	6	▼	-14.3%	-1
	Preliminary Protective Order	PP	6	▼	-25.0%	-2
	Bond Forfeiture	BF	4	▼	-55.6%	-5
	Detinue	DT	3	↔		-
	Protective Order	PO	2	▼	-50.0%	-2
	Show Cause	SC	2	▲	+100.0%	+1
	Abstract	AJ	1	▼	-75.0%	-3
	Overweight	OC	0	▼	-100.0%	-1
	Petition-Restore Arms	PR	0	▼	-100.0%	-1
	Tenants Assertion	TA	0	▼	-100.0%	-1
Total			265	▲	4.7%	+12
Civil Commitments	Temporary Detention Order	TD	10	▼	-9.1%	-1
	Emergency Custody Order	EC	8	▼	-11.1%	-1
	Total			18	▼	-10.0%
GRAND TOTAL			4,331	▼	-16.4%	-850

Filings by Major Case Category**

Category	Summary	Change	% Change	Absolute Change
Felony	67	▼	-30.9%	-30
Garnishment	77	▲	+1.3%	+1
General Civil	110	▼	+52.8%	+38
Infraction/Civil Violation	3,366	▼	-16.8%	-681
Landlord /Tenant	30	▼	-9.1%	-3
Misdemeanor	588	▼	-20.5%	-152
Other	85	▼	-18.3%	-19
Protective Orders	8	▼	-33.3%	-4
GRAND TOTAL	4,331	▼	-16.4%	-850

* Compared to same time period as previous year

** Case Type Categories are defined in the 2017 Virginia Judicial Workload Assessment

2024 Overall GRAND TOTAL		Distribution of Caseload		Change*		Percentage (%) of Caseload		
599	-10	Criminal	94 16%	36.2% ▲	+25	Criminal	2023 11.3%	2024 15.7%
2024		Traffic	394 66%	-8.2% ▼	-35	Traffic	70.4%	65.8%
2023		Civil	103 17%	13.2% ▲	+12	Civil	14.9%	17.2%
		Civil Commitments	8 1%	-60.0% ▼	-12	Civil Commitments	3.3%	1.3%
		GRAND TOTAL	599 100%	-1.6% ▼	-10	GRAND TOTAL	100%	100%

Filings by Division & Code



Division	Case Type Description	Code	Summary	Change	% Change	Absolute Change
Criminal	Misdemeanor	M	66	▲	+135.7%	+38
	Felony	F	16	↔		-
	Capias	CA	6	▲	+200.0%	+4
	Civil Violation	CV	4	▼	-80.0%	-16
	Show Cause	SC	2	▼	-33.3%	-1
	Total			94	▲	36.2%
Traffic	Infraction	I	348	▼	-3.6%	-13
	Misdemeanor	M	44	▼	-15.4%	-8
	Capias	CA	2	▲	+100.0%	+1
	Felony	F	0	▼	-100.0%	-9
	Show Cause	SC	0	▼	-100.0%	-6
	Total			394	▼	-8.2%
Civil	Warrant in Debt	WD	44	▼	-6.4%	-3
	Garnishment	GA	18	↔		-
	Admin License	AL	8	↔		-
	Unlawful Detainer	UD	7	▼	-22.2%	-2
	Preliminary Protective Order	PP	6	▲	+500.0%	+5
	Interrogatory	IN	4	▲	-	+4
	Protective Order	PO	4	▲	-	+4
	Show Cause	SC	4	▲	+33.3%	+1
	Detinue	DT	3	▲	-	+3
	Other	OT	3	↔		-
	Impoundment	IM	2	▲	-	+2
	Abstract	AJ	0	▼	-100.0%	-2
	Total			103	▲	13.2%
Civil Commitments	Temporary Detention Order	TD	5	▼	-54.5%	-6
	Emergency Custody Order	EC	3	▼	-66.7%	-6
	Total		8	▼	-60.0%	-12
GRAND TOTAL			599	▼	-1.6%	-10

Filings by Major Case Category**

Category	Summary	Change	% Change	Absolute Change
Felony	16	▼	-36.0%	-9
Garnishment	22	▲	+22.2%	+4
General Civil	47	▲		0
Infraction/Civil Violation	352	▼	-7.6%	-29
Landlord /Tenant	7	▼	-22.2%	-2
Misdemeanor	110	▲	+37.5%	+30
Other	35	▲	-27.1%	-13
Protective Orders	10	▲	+900.0%	+9
GRAND TOTAL		599	▼	-1.6%

* Compared to same time period as previous year

** Case Type Categories are defined in the 2017 Virginia Judicial Workload Assessment
 Source: SCV-SQL-Information

2024 Overall GRAND TOTAL		Distribution of Caseload			Change*		Percentage (%) of Caseload		
858	-57	Criminal	317	37%	36.1% ▲	+84	Criminal	2023	2024
		Traffic	278	32%	-35.0% ▼	-150	Traffic	25.5%	36.9%
		Civil	222	26%	58.6% ▲	+82	Civil	46.8%	32.4%
		Civil Commitments	41	5%	-64.0% ▼	-73	Civil Commitments	15.3%	25.9%
		GRAND TOTAL	858	100%	-6.2% ▼	-57	GRAND TOTAL	100%	100%

Filings by Division & Code



Division	Case Type Description	Code	Summary	Change	% Change	Absolute Change
Criminal	Misdemeanor	M	189	▲	+45.4%	+59
	Felony	F	78	▲	+30.0%	+18
	Show Cause	SC	27	▲	+58.8%	+10
	Capias	CA	17	▼	-19.0%	-4
	Civil Violation	CV	6	▲	+20.0%	+1
	Total			317	▲	36.1%
Traffic	Infraction	I	228	▼	-31.7%	-106
	Misdemeanor	M	49	▼	-43.7%	-38
	Show Cause	SC	1	▼	-66.7%	-2
	Capias	CA	0	▼	-100.0%	-2
	Felony	F	0	▼	-100.0%	-2
	Total			278	▼	-35.0%
Civil	Warrant in Debt	WD	67	▲	+21.8%	+12
	Garnishment	GA	64	▲	+100.0%	+32
	Impoundment	IM	26	▲	+550.0%	+22
	Detinue	DT	23	▲	+76.9%	+10
	Other	OT	17	▲	+30.8%	+4
	Unlawful Detainer	UD	8	↔		-
	Admin License	AL	7	▲	+133.3%	+4
	Preliminary Protective Order	PP	4	▼	-20.0%	-1
	Abstract	AJ	2	▲	-	+2
	Protective Order	PO	2	▼	-50.0%	-2
	Bond Forfeiture	BF	1	▼	-50.0%	-1
	Show Cause	SC	1	▲	-	+1
	Petition-Restore Arms	PR	0	▼	-100.0%	-1
	Total			222	▲	58.6%
Civil Commitments	Mental Commitment	MC	26	▼	-71.1%	-64
	Emergency Custody Order	EC	7	▼	-36.4%	-4
	Medical Emergency Temporary Detention Order	MT	4	▲	+100.0%	+2
	Temporary Detention Order	TD	4	▼	-63.6%	-7
	Total			41	▼	-64.0%
GRAND TOTAL			858	▼	-6.2%	-57

Filings by Major Case Category**

Category	Summary	Change	% Change	Absolute Change
Felony	78	▼	+25.8%	+16
Garnishment	64	▲	+100.0%	+32
General Civil	97	▲	+34.7%	+25
Infraction/Civil Violation	234	▼	-31.0%	-105
Landlord /Tenant	8	↔		0
Misdemeanor	238	▲	+9.7%	+21
Other	133	▲	-24.4%	-43
Protective Orders	6	▼	-33.3%	-3
GRAND TOTAL		858	▼	-6.2%

* Compared to same time period as previous year

** Case Type Categories are defined in the 2017 Virginia Judicial Workload Assessment

2024 Overall GRAND TOTAL		Distribution of Caseload			Change*		Percentage (%) of Caseload		
1,534	-231	Criminal	164	11%	30.2% ▲	+38	Criminal	2023 7.1%	2024 10.7%
		Traffic	1,193	78%	-18.3% ▼	-268	Traffic	82.8%	77.8%
		Civil	165	11%	-2.4% ▼	-4	Civil	9.6%	10.8%
		Civil Commitments	12	1%	33.3% ▲	+3	Civil Commitments	0.5%	0.8%
		GRAND TOTAL	1,534	100%	-13.1% ▼	-231	GRAND TOTAL	100%	100%

Filings by Division & Code

Division	Case Type Description	Code	Summary	Change	% Change	Absolute Change
Criminal	Misdemeanor	M	97	▲	+42.6%	+29
	Felony	F	50	▲	+61.3%	+19
	Show Cause	SC	7	▼	-53.3%	-8
	Civil Violation	CV	6	▲	+200.0%	+4
	Capias	CA	4	▼	-60.0%	-6
	Total			164	▲	30.2%
Traffic	Infraction	I	1,088	▼	-17.3%	-227
	Misdemeanor	M	101	▼	-29.4%	-42
	Felony	F	2	▲	+100.0%	+1
	Show Cause	SC	2	▲	+100.0%	+1
	Capias	CA	0	▼	-100.0%	-1
	Total			1,193	▼	-18.3%
Civil	Garnishment	GA	54	▲	+17.4%	+8
	Warrant in Debt	WD	45	▼	-34.8%	-24
	Unlawful Detainer	UD	38	▲	+18.8%	+6
	Other	OT	7	▲	+75.0%	+3
	Preliminary Protective Order	PP	5	▼	-28.6%	-2
	Protective Order	PO	5	▲	+150.0%	+3
	Abstract	AJ	3	▲	+200.0%	+2
	Admin License	AL	3	▼	-25.0%	-1
	Bond Forfeiture	BF	3	↔		-
	Detinue	DT	1	▲	-	+1
	Impoundment	IM	1	▲	-	+1
	Interrogatory	IN	0	▼	-100.0%	-1
	Total			165	▼	-2.4%
Civil Commitments	Temporary Detention Order	TD	9	▲	+80.0%	+4
	Emergency Custody Order	EC	3	▼	-25.0%	-1
	Total		12	▲	33.3%	+3
GRAND TOTAL			1,534	▼	-13.1%	-231

Filings by Major Case Category**

Category	Summary	Change	% Change	Absolute Change	
Felony	52	▲	+62.5%	+20	
Garnishment	54	▼	+14.9%	+7	
General Civil	47	▲	-31.9%	-22	
Infraction/Civil Violation	1,094	▲	-16.9%	-223	
Landlord /Tenant	38	▲	+18.8%	+6	
Misdemeanor	198	▲	-6.2%	-13	
Other	41	▲	-14.6%	-7	
Protective Orders	10	▲	+11.1%	+1	
GRAND TOTAL		1,534	▼	-13.1%	-231

* Compared to same time period as previous year

** Case Type Categories are defined in the 2017 Virginia Judicial Workload Assessment
 Source: SCV-SQL-Information

2024 Overall GRAND TOTAL		Distribution of Caseload			Change*		Percentage (%) of Caseload			
414	-64	Criminal	115	28%	-31.5%	▼	-53	Criminal	2023: 35.1%	2024: 27.8%
		Traffic	186	45%	-1.6%	▼	-3	Traffic	39.5%	44.9%
2024		Civil	105	25%	-0.9%	▼	-1	Civil	22.2%	25.4%
2023		Civil Commitments	8	2%	-46.7%	▼	-7	Civil Commitments	3.1%	1.9%
		GRAND TOTAL	414	100%	-13.4%	▼	-64	GRAND TOTAL	100%	100%

Filings by Division & Code

Division	Case Type Description	Code	Summary	Change	% Change	Absolute Change
Criminal	Felony	F	56	▼	-6.7%	-4
	Misdemeanor	M	47	▼	-47.2%	-42
	Show Cause	SC	6	▼	-25.0%	-2
	Capias	CA	5	▼	-54.5%	-6
	Civil Violation	CV	1	▲	-	+1
	Total			115	▼	-31.5%
Traffic	Infraction	I	124	▼	-2.4%	-3
	Misdemeanor	M	59	▲	+3.5%	+2
	Felony	F	3	▲	+200.0%	+2
	Capias	CA	0	▼	-100.0%	-2
	Show Cause	SC	0	▼	-100.0%	-2
	Total			186	▼	-1.6%
Civil	Warrant in Debt	WD	52	▲	+26.8%	+11
	Garnishment	GA	20	▼	-31.0%	-9
	Unlawful Detainer	UD	8	▼	-27.3%	-3
	Impoundment	IM	7	▲	+16.7%	+1
	Preliminary Protective Order	PP	5	▲	+150.0%	+3
	Other	OT	4	▲	+300.0%	+3
	Bond Forfeiture	BF	3	▼	-25.0%	-1
	Admin License	AL	2	▼	-33.3%	-1
	Detinue	DT	2	▼	-33.3%	-1
	Protective Order	PO	2	↔	-	-
	Abstract	AJ	0	▼	-100.0%	-3
	Petition-Restore Arms	PR	0	▼	-100.0%	-1
	Total			105	▼	-0.9%
Civil Commitments	Emergency Custody Order	EC	4	↔	-	-
	Temporary Detention Order	TD	3	▼	-70.0%	-7
	Mental Commitment	MC	1	↔	-	-
	Total			8	▼	-46.7%
GRAND TOTAL			414	▼	-13.4%	-64

Filings by Major Case Category**

Category	Summary	Change	% Change	Absolute Change
Felony	59	▲	-3.3%	-2
Garnishment	20	▼	-31.0%	-9
General Civil	55	▲	+22.2%	+10
Infraction/Civil Violation	125	▲	-1.6%	-2
Landlord /Tenant	8	▼	-27.3%	-3
Misdemeanor	106	▼	-27.4%	-40
Other	34	▼	-38.2%	-21
Protective Orders	7	▲	+75.0%	+3
GRAND TOTAL	414	▼	-13.4%	-64

* Compared to same time period as previous year

** Case Type Categories are defined in the 2017 Virginia Judicial Workload Assessment

Source: SCV-SQL-Information

2024 Overall GRAND TOTAL		Distribution of Caseload			Change*		Percentage (%) of Caseload		
6,038	+679	Criminal	1,108	18%	18.6% ▲	+174	Criminal	2023 17.4%	2024 18.4%
		Traffic	3,528	58%	10.3% ▲	+328	Traffic	59.7%	58.4%
2024		Civil	1,163	19%	13.2% ▲	+136	Civil	19.2%	19.3%
2023		Civil Commitments	239	4%	20.7% ▲	+41	Civil Commitments	3.7%	4.0%
		GRAND TOTAL	6,038	100%	12.7% ▲	+679	GRAND TOTAL	100%	100%

Filings by Division & Code

Division	Case Type Description	Code	Summary	Change	% Change	Absolute Change
Criminal	Misdemeanor	M	658	▲	+13.4%	+78
	Felony	F	299	▲	+37.2%	+81
	Capias	CA	70	▲	+16.7%	+10
	Show Cause	SC	54	↔		-
	Civil Violation	CV	27	▲	+22.7%	+5
	Total			1,108	▲	18.6%
Traffic	Infraction	I	2,968	▲	+11.5%	+306
	Misdemeanor	M	535	▲	+6.2%	+31
	Felony	F	10	▼	-16.7%	-2
	Capias	CA	4	↔		-
	Show Cause	SC	4	↔		-
	Civil Violation	CV	3	▲	+200.0%	+2
	Restricted Operators License	RL	3	▼	-62.5%	-5
	Other	O	1	▼	-80.0%	-4
	Total			3,528	▲	10.3%
Civil	Garnishment	GA	351	▲	+18.2%	+54
	Warrant in Debt	WD	323	▲	+9.1%	+27
	Unlawful Detainer	UD	249	▲	+14.7%	+32
	Admin License	AL	76	▲	+40.7%	+22
	Other	OT	44	▼	+12.8%	+5
	Preliminary Protective Order	PP	25	▲	+19.0%	+4
	Bond Forfeiture	BF	19	▼	-20.8%	-5
	Impoundment	IM	18	▲	+125.0%	+10
	Protective Order	PO	15	▼	-21.1%	-4
	Abstract	AJ	14	▼	-22.2%	-4
	Detinue	DT	11	▼	-21.4%	-3
	Interrogatory	IN	8	▼	-11.1%	-1
	Show Cause	SC	4	▼	-33.3%	-2
	Tenants Assertion	TA	3	▲	-	+3
	Counter Claim	CC	2	▲	-	+2
	Motion for Judgment	MJ	1	▼	-50.0%	-1
Petition-Restore Arms	PR	0	▼	-100.0%	-3	
Total			1,163	▲	13.2%	+136
Civil Commitments	Mental Commitment	MC	114	▲	+39.0%	+32
	Temporary Detention Order	TD	69	▲	+21.1%	+12
	Emergency Custody Order	EC	28	▲	+16.7%	+4
	Other	OT	20	▼	-37.5%	-12
	Medical Emergency Temporary Detention Order	MT	8	▲	+166.7%	+5
Total			239	▲	20.7%	+41
GRAND TOTAL			6,038	▲	12.7%	+679

Filings by Major Case Category**

Category	Summary	Change	% Change	Absolute Change
Felony	309	▲	+34.3%	+79
Garnishment	359	▲	+17.3%	+53
General Civil	338	▼	+6.0%	+19
Infraction/Civil Violation	2,999	▲	+11.5%	+309
Involuntary Civil Commitments	20	▼	-37.5%	-12

* Compared to same time period as previous year

** Case Type Categories are defined in the 2017 Virginia Judicial Workload Assessment

CPSS - GCMS CASELOAD STATISTICS OF THE GENERAL DISTRICT COURTS
 January 2024 thru March 2024 Filings (Compared to January 2023 thru March 2023)



Landlord /Tenant	252	▲	+16.1%	+35
Misdemeanor	1,196	▼	+9.5%	+104
Other	525	▲	+21.2%	+92
Protective Orders	40	▼		0
GRAND TOTAL	6,038	▲	12.7%	+679

* Compared to same time period as previous year

** Case Type Categories are defined in the 2017 Virginia Judicial Workload Assessment
 Source: SCV-SQL-Information

CPSS - GCMS CASELOAD STATISTICS OF THE GENERAL DISTRICT COURTS

January 2024 thru March 2024 Filings (Compared to January 2023 thru March 2023)

2024 Overall GRAND TOTAL		Distribution of Caseload			Change*		Percentage (%) of Caseload		
4,647	+862	Criminal	560	12%	-14.6% ▼	-96	Criminal	2023	2024
		Traffic	3,400	73%	38.3% ▲	+942	Traffic	17.3%	12.1%
		Civil	585	13%	-0.7% ▼	-4	Civil	64.9%	73.2%
		Civil Commitments	102	2%	24.4% ▲	+20	Civil Commitments	15.6%	12.6%
		GRAND TOTAL	4,647	100%	22.8% ▲	+862	GRAND TOTAL	2.2%	2.2%
							GRAND TOTAL	100%	100%

Filings by Division & Code

Division	Case Type Description	Code	Summary	Change	% Change	Absolute Change
Criminal	Misdemeanor	M	346	▼	-16.8%	-70
	Felony	F	123	▲	+7.9%	+9
	Show Cause	SC	52	▼	-10.3%	-6
	Capias	CA	36	▼	-39.0%	-23
	Civil Violation	CV	3	▼	-62.5%	-5
	Motion	MO	0	▼	-100.0%	-1
	Total			560	▼	-14.6%
Traffic	Infraction	I	2,961	▲	+43.9%	+904
	Misdemeanor	M	429	▲	+10.0%	+39
	Felony	F	6	↔		-
	Show Cause	SC	4	▲	+300.0%	+3
	Capias	CA	0	▼	-100.0%	-2
	Restricted Operators License	RL	0	▼	-100.0%	-2
	Total			3,400	▲	38.3%
Civil	Warrant in Debt	WD	237	▲	+6.3%	+14
	Unlawful Detainer	UD	117	▲	+7.3%	+8
	Garnishment	GA	97	▲	+11.5%	+10
	Other	OT	44	▲	-18.5%	-10
	Detinue	DT	29	▲	+61.1%	+11
	Preliminary Protective Order	PP	22	▼	-4.3%	-1
	Protective Order	PO	14	▼	-33.3%	-7
	Bond Forfeiture	BF	12	▼	-45.5%	-10
	Admin License	AL	6	▼	-33.3%	-3
	Motion for Judgment	MJ	2	▲	-	+2
	Abstract	AJ	1	↔		-
	Impoundment	IM	1	↔		-
	Interrogatory	IN	1	▼	-85.7%	-6
	Petition-Restore Arms	PR	1	↔		-
	Show Cause	SC	1	▼	-91.7%	-11
	Tenants Assertion	TA	0	▼	-100.0%	-1
Total			585	▼	-0.7%	-4
Civil Commitments	Temporary Detention Order	TD	45	▲	+55.2%	+16
	Emergency Custody Order	EC	35	▲	+52.2%	+12
	Mental Commitment	MC	20	▼	-25.9%	-7
	Medical Emergency Temporary Detention Order	MT	1	▲	-	+1
	Other	OT	1	▼	-66.7%	-2
Total			102	▲	24.4%	+20
GRAND TOTAL			4,647	▲	22.8%	+862

Filings by Major Case Category**

Category	Summary	Change	% Change	Absolute Change
Felony	129	▲	+7.5%	+9
Garnishment	98	▼	+4.3%	+4
General Civil	271	▲	+11.5%	+28
Infraction/Civil Violation	2,964	▼	+43.5%	+899
Involuntary Civil Commitments	1	▼	-66.7%	-2
Landlord /Tenant	117	▼	+6.4%	+7
Misdemeanor	775	▼	-4.1%	-33

* Compared to same time period as previous year

** Case Type Categories are defined in the 2017 Virginia Judicial Workload Assessment

CPSS - GCMS CASELOAD STATISTICS OF THE GENERAL DISTRICT COURTS

January 2024 thru March 2024 Filings (Compared to January 2023 thru March 2023)

Other	256	▲	-14.1%	-42
Protective Orders	36	▼	-18.2%	-8
GRAND TOTAL	4,647	▲	22.8%	+862

* Compared to same time period as previous year

** Case Type Categories are defined in the 2017 Virginia Judicial Workload Assessment
Source: SCV-SQL-Information

2024 Overall GRAND TOTAL		Distribution of Caseload			Change*		Percentage (%) of Caseload			
1,052	+212	Criminal	194	18%	-10.6%	▼	-23	Criminal	25.8%	18.4%
		Traffic	613	58%	79.2%	▲	+271	Traffic	40.7%	58.3%
2024		Civil	215	20%	-18.3%	▲	-48	Civil	31.3%	20.4%
2023		Civil Commitments	30	3%	66.7%	▲	+12	Civil Commitments	2.1%	2.9%
		GRAND TOTAL	1,052	100%	25.2%	▲	+212	GRAND TOTAL	100%	100%

Filings by Division & Code

Division	Case Type Description	Code	Summary	Change	% Change	Absolute Change
Criminal	Misdemeanor	M	162	▲	+3.2%	+5
	Felony	F	11	▼	-56.0%	-14
	Show Cause	SC	9	▼	-65.4%	-17
	Civil Violation	CV	8	▲	+33.3%	+2
	Capias	CA	4	▲	+100.0%	+2
	Restricted Operators License	RL	0	▼	-100.0%	-1
	Total			194	▼	-10.6%
Traffic	Infraction	I	495	▲	+71.3%	+206
	Misdemeanor	M	109	▲	+137.0%	+63
	Other	O	5	▲	-	+5
	Capias	CA	2	▲	-	+2
	Show Cause	SC	2	▲	-	+2
	Civil Violation	CV	0	▼	-100.0%	-2
	Restricted Operators License	RL	0	▼	-100.0%	-5
Total			613	▲	79.2%	+271
Civil	Unlawful Detainer	UD	69	▼	-34.9%	-37
	Warrant in Debt	WD	49	▲	+11.4%	+5
	Garnishment	GA	40	▼	-4.8%	-2
	Admin License	AL	16	▼	-15.8%	-3
	Preliminary Protective Order	PP	15	▼	-6.3%	-1
	Protective Order	PO	13	↔	-	-
	Other	OT	9	▼	-52.6%	-10
	Capias	CA	3	▲	-	+3
	Detinue	DT	1	▲	-	+1
	Abstract	AJ	0	▼	-100.0%	-1
	Bond Forfeiture	BF	0	▼	-100.0%	-1
	Interrogatory	IN	0	▼	-100.0%	-1
	Show Cause	SC	0	▼	-100.0%	-1
Total			215	▼	-18.3%	-48
Civil Commitments	Mental Commitment	MC	15	▲	-	+15
	Temporary Detention Order	TD	10	▼	-16.7%	-2
	Emergency Custody Order	EC	5	▼	-16.7%	-1
Total			30	▲	66.7%	+12
GRAND TOTAL			1,052	▲	25.2%	+212

Filings by Major Case Category**

Category	Summary	Change	% Change	Absolute Change
Felony	11	▼	-56.0%	-14
Garnishment	40	▼	-7.0%	-3
General Civil	50	▲	+13.6%	+6
Infraction/Civil Violation	508	▲	+71.0%	+211
Landlord /Tenant	69	▼	-34.9%	-37
Misdemeanor	271	▼	+29.7%	+62
Other	75	▲	-13.8%	-12
Protective Orders	28	▼	-3.4%	-1
GRAND TOTAL	1,052	▲	25.2%	+212



* Compared to same time period as previous year

** Case Type Categories are defined in the 2017 Virginia Judicial Workload Assessment

Source: SCV-SQL-Information

* Compared to same time period as previous year

** Case Type Categories are defined in the 2017 Virginia Judicial Workload Assessment
Source: SCV-SQL-Information

2024 Overall GRAND TOTAL		Distribution of Caseload			Change*		Percentage (%) of Caseload		
4,105	+882	Criminal	549	13%	36.9% ▲	+148	Criminal	2023	2024
		Traffic	3,100	76%	29.6% ▲	+708	Traffic	12.4%	13.4%
		Civil	391	10%	1.3% ▲	+5	Civil	74.2%	75.5%
		Civil Commitments	65	2%	47.7% ▲	+21	Civil Commitments	12.0%	9.5%
		GRAND TOTAL	4,105	100%	27.4% ▲	+882	GRAND TOTAL	1.4%	1.6%
							GRAND TOTAL	100%	100%

Filings by Division & Code

Division	Case Type Description	Code	Summary	Change	% Change	Absolute Change
Criminal	Misdemeanor	M	365	▲	+61.5%	+139
	Felony	F	119	▲	+16.7%	+17
	Capias	CA	39	▲	+5.4%	+2
	Show Cause	SC	16	▼	-15.8%	-3
	Civil Violation	CV	10	▼	-41.2%	-7
	Total			549	▲	36.9%
Traffic	Infraction	I	2,547	▲	+24.4%	+500
	Misdemeanor	M	528	▲	+59.5%	+197
	Capias	CA	10	▲	+233.3%	+7
	Civil Violation	CV	6	▲	+200.0%	+4
	Show Cause	SC	5	↔		-
	Felony	F	3	▼	-25.0%	-1
	Restricted Operators License	RL	1	▲	-	+1
	Total			3,100	▲	29.6%
Civil	Warrant in Debt	WD	165	▲	+0.6%	+1
	Garnishment	GA	111	▲	+4.7%	+5
	Unlawful Detainer	UD	24	▼	-29.4%	-10
	Other	OT	22	↔		-
	Detinue	DT	16	▲	+60.0%	+6
	Preliminary Protective Order	PP	13	▲	+8.3%	+1
	Protective Order	PO	12	▲	+20.0%	+2
	Admin License	AL	11	▲	+83.3%	+5
	Abstract	AJ	7	▲	+250.0%	+5
	Bond Forfeiture	BF	5	▼	-58.3%	-7
	Show Cause	SC	3	▲	+50.0%	+1
	Cross Claim	CR	1	▲	-	+1
	Motion for Judgment	MJ	1	↔		-
	Counter Claim	CC	0	▼	-100.0%	-1
	Impoundment	IM	0	▼	-100.0%	-1
	Interrogatory	IN	0	▼	-100.0%	-2
Petition-Restore Arms	PR	0	▼	-100.0%	-1	
Total			391	▲	1.3%	+5
Civil Commitments	Temporary Detention Order	TD	35	▲	+40.0%	+10
	Emergency Custody Order	EC	30	▲	+57.9%	+11
	Total			65	▲	47.7%
GRAND TOTAL			4,105	▲	27.4%	+882

Filings by Major Case Category**

Category	Summary	Change	% Change	Absolute Change
Felony	122	▼	+15.1%	+16
Garnishment	111	▼	+2.8%	+3
General Civil	182	▼	+3.4%	+6
Infraction/Civil Violation	2,563	▲	+24.1%	+497
Landlord /Tenant	24	▼	-29.4%	-10
Misdemeanor	894	▲	+60.5%	+337
Other	184	▲	+19.5%	+30
Protective Orders	25	▲	+13.6%	+3

* Compared to same time period as previous year

** Case Type Categories are defined in the 2017 Virginia Judicial Workload Assessment

Source: SCV-SQL-Information

CPSS - GCMS CASELOAD STATISTICS OF THE GENERAL DISTRICT COURTS

January 2024 thru March 2024 Filings (Compared to January 2023 thru March 2023)

GRAND TOTAL

4,105

▲

27.4%

+882

* Compared to same time period as previous year

** Case Type Categories are defined in the 2017 Virginia Judicial Workload Assessment
Source: SCV-SQL-Information

CPSS - GCMS CASELOAD STATISTICS OF THE GENERAL DISTRICT COURTS

January 2024 thru March 2024 Filings (Compared to January 2023 thru March 2023)

Bristol

District: 28 FIPS: 520

2024 Overall GRAND TOTAL		Distribution of Caseload			Change*		Percentage (%) of Caseload		
2,541	-11	Criminal	556	22%	4.9% ▲	+26	Criminal	20.8%	21.9%
		Traffic	1,533	60%	1.5% ▲	+23	Traffic	59.2%	60.3%
2024		Civil	349	14%	-12.8% ▼	-51	Civil	15.7%	13.7%
2023		Civil Commitments	103	4%	-8.0% ▼	-9	Civil Commitments	4.4%	4.1%
		GRAND TOTAL	2,541	100%	-0.4% ▼	-11	GRAND TOTAL	100%	100%

Filings by Division & Code

Division	Case Type Description	Code	Summary	Change	% Change	Absolute Change
Criminal	Misdemeanor	M	296	▲	+1.0%	+3
	Felony	F	146	▲	+1.4%	+2
	Capias	CA	87	▲	+47.5%	+28
	Civil Violation	CV	14	▼	-6.7%	-1
	Show Cause	SC	13	▼	-31.6%	-6
	Total			556	▲	4.9%
Traffic	Infraction	I	1,165	▼	-4.4%	-54
	Misdemeanor	M	339	▲	+24.6%	+67
	Capias	CA	10	▼	-33.3%	-5
	Civil Violation	CV	10	▲	+400.0%	+8
	Felony	F	9	▲	+800.0%	+8
	Show Cause	SC	0	▼	-100.0%	-1
	Total			1,533	▲	1.5%
Civil	Warrant in Debt	WD	132	▲	+15.8%	+18
	Garnishment	GA	80	▲	+77.8%	+35
	Unlawful Detainer	UD	43	▼	-66.1%	-84
	Other	OT	26	▲	+4.0%	+1
	Admin License	AL	18	▲	+100.0%	+9
	Preliminary Protective Order	PP	18	▲	+12.5%	+2
	Protective Order	PO	15	▼	-11.8%	-2
	Bond Forfeiture	BF	9	▼	-69.0%	-20
	Detinue	DT	3	▼	-62.5%	-5
	Abstract	AJ	2	▲	+100.0%	+1
	Impoundment	IM	1	▼	-66.7%	-2
	Show Cause	SC	1	▼	-50.0%	-1
	Tenants Assertion	TA	1	▲	-	+1
	Counter Claim	CC	0	▼	-100.0%	-1
	Overweight	OC	0	▼	-100.0%	-3
Total			349	▼	-12.8%	-51
Civil Commitments	Mental Commitment	MC	92	▼	-7.1%	-7
	Temporary Detention Order	TD	6	▼	-33.3%	-3
	Emergency Custody Order	EC	5	▲	+25.0%	+1
	Total			103	▼	-8.0%
GRAND TOTAL			2,541	▼	-0.4%	-11

Filings by Major Case Category**

Category	Summary	Change	% Change	Absolute Change
Felony	155	▲	+6.9%	+10
Garnishment	80	▲	+77.8%	+35
General Civil	136	▼	+10.6%	+13
Infraction/Civil Violation	1,189	▲	-4.0%	-50
Landlord /Tenant	44	▲	-65.4%	-83
Misdemeanor	635	▲	+12.4%	+70
Other	269	▼	-2.2%	-6
Protective Orders	33	▲		0
GRAND TOTAL	2,541	▼	-0.4%	-11



* Compared to same time period as previous year

** Case Type Categories are defined in the 2017 Virginia Judicial Workload Assessment

Source: SCV-SQL-Information

* Compared to same time period as previous year

** Case Type Categories are defined in the 2017 Virginia Judicial Workload Assessment
Source: SCV-SQL-Information

2024 Overall GRAND TOTAL		Distribution of Caseload			Change*		Percentage (%) of Caseload		
5,504	+1,124	Criminal	556	10%	58.9% ▲	+206	Criminal	2023 8.0%	2024 10.1%
		Traffic	4,124	75%	23.1% ▲	+774	Traffic	76.5%	74.9%
2024 		Civil	510	9%	33.2% ▲	+127	Civil	8.7%	9.3%
2023 		Civil Commitments	314	6%	5.7% ▲	+17	Civil Commitments	6.8%	5.7%
		GRAND TOTAL	5,504	100%	25.7% ▲	+1,124	GRAND TOTAL	100%	100%

Filings by Division & Code

Division	Case Type Description	Code	Summary	Change	% Change	Absolute Change
Criminal	Misdemeanor	M	305	▲	+36.8%	+82
	Felony	F	157	▲	+121.1%	+86
	Capias	CA	61	▲	+38.6%	+17
	Show Cause	SC	17	▲	+183.3%	+11
	Civil Violation	CV	16	▲	+166.7%	+10
	Total			556	▲	58.9%
Traffic	Infraction	I	2,981	▲	+17.0%	+434
	Misdemeanor	M	1,075	▲	+41.8%	+317
	Capias	CA	32	▲	+14.3%	+4
	Show Cause	SC	17	▲	+21.4%	+3
	Felony	F	11	▲	+266.7%	+8
	Civil Violation	CV	8	▲	-	+8
	Total			4,124	▲	23.1%
Civil	Warrant in Debt	WD	184	▲	+23.5%	+35
	Garnishment	GA	179	▲	+115.7%	+96
	Other	OT	48	▼	+26.3%	+10
	Unlawful Detainer	UD	42	▼	-28.8%	-17
	Protective Order	PO	17	▲	+13.3%	+2
	Admin License	AL	15	▲	+400.0%	+12
	Preliminary Protective Order	PP	14	▼	-30.0%	-6
	Show Cause	SC	3	▲	-	+3
	Abstract	AJ	2	▲	+100.0%	+1
	Bond Forfeiture	BF	2	▲	-	+2
	Detinue	DT	2	▼	-33.3%	-1
	Impoundment	IM	2	▼	-71.4%	-5
	Interrogatory	IN	0	▼	-100.0%	-1
	Petition-Restore Arms	PR	0	▼	-100.0%	-3
	Restricted Operators License	RL	0	▼	-100.0%	-1
Total			510	▲	33.2%	+127
Civil Commitments	Mental Commitment	MC	257	▲	+13.7%	+31
	Temporary Detention Order	TD	21	▼	-8.7%	-2
	Emergency Custody Order	EC	17	▲	+6.3%	+1
	Other	OT	17	▼	-45.2%	-14
	Medical Emergency Temporary Detention Order	MT	2	▲	-	+2
	Petition	PT	0	▼	-100.0%	-1
Total			314	▲	5.7%	+17
GRAND TOTAL			5,504	▲	25.7%	+1,124

Filings by Major Case Category**

Category	Summary	Change	% Change	Absolute Change
Felony	168	▲	+127.0%	+94
Garnishment	179	▲	+113.1%	+95
General Civil	186	▼	+18.5%	+29
Infraction/Civil Violation	3,005	▲	+17.7%	+452
Involuntary Civil Commitments	17	▼	-46.9%	-15
Landlord /Tenant	42	▼	-28.8%	-17
Misdemeanor	1,380	▼	+40.5%	+398

* Compared to same time period as previous year

** Case Type Categories are defined in the 2017 Virginia Judicial Workload Assessment


CPSS - GCMS CASELOAD STATISTICS OF THE GENERAL DISTRICT COURTS

January 2024 thru March 2024 Filings (Compared to January 2023 thru March 2023)

Other	496	▲	+22.8%	+92
Protective Orders	31	▼	-11.4%	-4
<i>GRAND TOTAL</i>	<u>5,504</u>	▲	25.7%	+1,124

* Compared to same time period as previous year

** Case Type Categories are defined in the 2017 Virginia Judicial Workload Assessment
Source: SCV-SQL-Information

2024 Overall GRAND TOTAL		Distribution of Caseload			Change*		Percentage (%) of Caseload		
4,266	-1,229	Criminal	675	16%	11.2% ▲	+68	Criminal	2023	2024
		Traffic	2,846	67%	-32.6% ▼	-1,376	Traffic	76.8%	66.7%
2024		Civil	671	16%	15.3% ▲	+89	Civil	10.6%	15.7%
2023		Civil Commitments	74	2%	-11.9% ▼	-10	Civil Commitments	1.5%	1.7%
		GRAND TOTAL	4,266	100%	-22.4% ▼	-1,229	GRAND TOTAL	100%	100%

Filings by Division & Code



Division	Case Type Description	Code	Summary	Change	% Change	Absolute Change
Criminal	Misdemeanor	M	395	▲	+31.2%	+94
	Felony	F	200	▲	+6.4%	+12
	Capias	CA	47	▼	-38.2%	-29
	Show Cause	SC	29	▼	-6.5%	-2
	Civil Violation	CV	4	▼	-63.6%	-7
	Total			675	▲	11.2%
Traffic	Infraction	I	2,441	▼	-34.8%	-1,305
	Misdemeanor	M	385	▼	-17.6%	-82
	Felony	F	9	▲	+125.0%	+5
	Show Cause	SC	6	▲	+500.0%	+5
	Capias	CA	5	▲	+66.7%	+2
	Civil Violation	CV	0	▼	-100.0%	-1
	Total			2,846	▼	-32.6%
Civil	Warrant in Debt	WD	282	▲	+22.1%	+51
	Garnishment	GA	258	▲	+50.0%	+86
	Unlawful Detainer	UD	51	▼	-29.2%	-21
	Other	OT	37	▲		-
	Protective Order	PO	12	▼	-36.8%	-7
	Impoundment	IM	7	▲	+250.0%	+5
	Preliminary Protective Order	PP	7	▼	-68.2%	-15
	Abstract	AJ	5	▲	+25.0%	+1
	Admin License	AL	5	▼	-54.5%	-6
	Detinue	DT	5	▼	-16.7%	-1
	Overweight	OC	1	↔		-
	Petition-Restore Arms	PR	1	↔		-
	Bond Forfeiture	BF	0	▼	-100.0%	-2
	Interrogatory	IN	0	▼	-100.0%	-1
	Show Cause	SC	0	▼	-100.0%	-1
Total			671	▲	15.3%	+89
Civil Commitments	Temporary Detention Order	TD	42	▼	-2.3%	-1
	Emergency Custody Order	EC	32	▼	-22.0%	-9
	Total		74	▼	-11.9%	-10
GRAND TOTAL			4,266	▼	-22.4%	-1,229

Filings by Major Case Category**

Category	Summary	Change	% Change	Absolute Change	
Felony	209	▲	+8.9%	+17	
Garnishment	258	▼	+49.1%	+85	
General Civil	291	▲	+22.3%	+53	
Infraction/Civil Violation	2,446	▼	-34.9%	-1,313	
Landlord /Tenant	51	▼	-29.2%	-21	
Misdemeanor	780	▲	+1.6%	+12	
Other	212	▲	-15.9%	-40	
Protective Orders	19	▼	-53.7%	-22	
GRAND TOTAL		4,266	▼	-22.4%	-1,229

* Compared to same time period as previous year

** Case Type Categories are defined in the 2017 Virginia Judicial Workload Assessment
 Source: SCV-SQL-Information

2024 Overall GRAND TOTAL		Distribution of Caseload			Change*		Percentage (%) of Caseload		
1,484	+277	Criminal	270	18%	3.8% ▲	+10	Criminal	2023	2024
		Traffic	787	53%	38.1% ▲	+217	Traffic	21.5%	18.2%
		Civil	420	28%	19.0% ▲	+67	Civil	47.2%	53.0%
		Civil Commitments	7	0%	-70.8% ▼	-17	Civil Commitments	29.2%	28.3%
		GRAND TOTAL	1,484	100%	22.9% ▲	+277	GRAND TOTAL	100%	100%

Filings by Division & Code



Division	Case Type Description	Code	Summary	Change	% Change	Absolute Change
Criminal	Misdemeanor	M	156	▲	+9.9%	+14
	Show Cause	SC	53	▲	+488.9%	+44
	Capias	CA	30	▼	-9.1%	-3
	Felony	F	29	▼	-58.0%	-40
	Civil Violation	CV	2	▼	-71.4%	-5
	Total			270	▲	3.8%
Traffic	Infraction	I	429	▼	-7.7%	-36
	Show Cause	SC	253	▲	+25,200.0%	+252
	Misdemeanor	M	79	▼	-8.1%	-7
	Capias	CA	26	▲	+62.5%	+10
	Felony	F	0	▼	-100.0%	-2
	Total			787	▲	38.1%
Civil	Warrant in Debt	WD	279	▲	+30.4%	+65
	Garnishment	GA	85	▲	+10.4%	+8
	Other	OT	23	▼	+21.1%	+4
	Preliminary Protective Order	PP	12	▲	+20.0%	+2
	Bond Forfeiture	BF	7	▲	+75.0%	+3
	Abstract	AJ	4	▲	-	+4
	Motion for Judgment	MJ	2	▲	-	+2
	Unlawful Detainer	UD	2	▼	-66.7%	-4
	Admin License	AL	1	↔	-	-
	Detinue	DT	1	▲	-	+1
	Impoundment	IM	1	▼	-66.7%	-2
	Overweight	OC	1	↔	-	-
	Protective Order	PO	1	▼	-92.3%	-12
	Show Cause	SC	1	▼	-80.0%	-4
	Total			420	▲	19.0%
Civil Commitments	Temporary Detention Order	TD	4	▼	-66.7%	-8
	Emergency Custody Order	EC	3	▼	-75.0%	-9
	Total			7	▼	-70.8%
GRAND TOTAL			1,484	▲	22.9%	+277

Filings by Major Case Category**

Category	Summary	Change	% Change	Absolute Change
Felony	29	▼	-59.2%	-42
Garnishment	85	▲	+10.4%	+8
General Civil	282	▲	+31.2%	+67
Infraction/Civil Violation	432	▼	-8.7%	-41
Landlord /Tenant	2	▼	-66.7%	-4
Misdemeanor	235	▲	+3.1%	+7
Other	406	▲	+256.1%	+292
Protective Orders	13	▼	-43.5%	-10
GRAND TOTAL	1,484	▲	22.9%	+277

* Compared to same time period as previous year

** Case Type Categories are defined in the 2017 Virginia Judicial Workload Assessment
 Source: SCV-SQL-Information

2024 Overall GRAND TOTAL		Distribution of Caseload			Change*		Percentage (%) of Caseload		
512	-79	Criminal	201	39%	35.8% ▲	+53	Criminal	2023	2024
		Traffic	135	26%	-50.0% ▼	-135	Traffic	25.0%	39.3%
		Civil	141	28%	15.6% ▲	+19	Civil	45.7%	26.4%
		Civil Commitments	35	7%	-31.4% ▼	-16	Civil Commitments	20.6%	27.5%
		GRAND TOTAL	512	100%	-13.4% ▼	-79	GRAND TOTAL	100%	100%

Filings by Division & Code

Division	Case Type Description	Code	Summary	Change	% Change	Absolute Change
Criminal	Misdemeanor	M	98	▲	+28.9%	+22
	Felony	F	77	▲	+75.0%	+33
	Capias	CA	21	↔		-
	Civil Violation	CV	3	▲	+50.0%	+1
	Restricted Operators License	RL	1	↔		-
	Show Cause	SC	1	▼	-75.0%	-3
	Total			201	▲	35.8%
Traffic	Infraction	I	101	▼	-53.0%	-114
	Misdemeanor	M	30	▼	-34.8%	-16
	Capias	CA	3	▼	-50.0%	-3
	Felony	F	1	↔		-
	Show Cause	SC	0	▼	-100.0%	-2
	Total			135	▼	-50.0%
Civil	Garnishment	GA	66	▲	+135.7%	+38
	Warrant in Debt	WD	53	▼	-7.0%	-4
	Impoundment	IM	7	↔		-
	Other	OT	6	▼	-40.0%	-4
	Unlawful Detainer	UD	5	▼	-37.5%	-3
	Admin License	AL	2	▼	-33.3%	-1
	Detinue	DT	1	↔		-
	Protective Order	PO	1	▼	-80.0%	-4
	Preliminary Protective Order	PP	0	▼	-100.0%	-2
	Show Cause	SC	0	▼	-100.0%	-1
Total			141	▲	15.6%	+19
Civil Commitments	Mental Commitment	MC	21	▲	+5.0%	+1
	Temporary Detention Order	TD	9	▼	-50.0%	-9
	Emergency Custody Order	EC	3	▼	-75.0%	-9
	Other	OT	2	▲	+100.0%	+1
Total			35	▼	-31.4%	-16
GRAND TOTAL			512	▼	-13.4%	-79

Filings by Major Case Category**

Category	Summary	Change	% Change	Absolute Change
Felony	78	▲	+73.3%	+33
Garnishment	66	▲	+135.7%	+38
General Civil	56	▼	-9.7%	-6
Infraction/Civil Violation	104	▼	-52.1%	-113
Involuntary Civil Commitments	2	▲	+100.0%	+1
Landlord /Tenant	5	▼	-37.5%	-3
Misdemeanor	129	▼	+4.9%	+6
Other	71	▼	-29.0%	-29
Protective Orders	1	▼	-85.7%	-6
GRAND TOTAL	512	▼	-13.4%	-79

* Compared to same time period as previous year

** Case Type Categories are defined in the 2017 Virginia Judicial Workload Assessment

2024 Overall GRAND TOTAL		Distribution of Caseload		Change*		Percentage (%) of Caseload			
1,447	+59	Criminal	320	22%	15.5% ▲	+43	Criminal	20.0%	22.1%
2024		Traffic	675	47%	-7.3% ▼	-53	Traffic	52.4%	46.6%
2023		Civil	370	26%	31.2% ▲	+88	Civil	20.3%	25.6%
		Civil Commitments	82	6%	-18.8% ▼	-19	Civil Commitments	7.3%	5.7%
		GRAND TOTAL	1,447	100%	4.3% ▲	+59	GRAND TOTAL	100%	100%

Filings by Division & Code

Division	Case Type Description	Code	Summary	Change	% Change	Absolute Change
Criminal	Misdemeanor	M	162	▲	+17.4%	+24
	Felony	F	72	▲	+105.7%	+37
	Show Cause	SC	50	▼	-35.1%	-27
	Capias	CA	33	▲	+65.0%	+13
	Civil Violation	CV	3	▼	-57.1%	-4
	Total			320	▲	15.5%
Traffic	Infraction	I	328	▼	-7.6%	-27
	Show Cause	SC	208	▼	-22.4%	-60
	Misdemeanor	M	103	▲	+27.2%	+22
	Capias	CA	30	▲	+57.9%	+11
	Felony	F	4	↔		-
	Civil Violation	CV	1	▲	-	+1
	Restricted Operators License	RL	1	↔		-
Total			675	▼	-7.3%	-53
Civil	Warrant in Debt	WD	203	▲	+23.8%	+39
	Garnishment	GA	89	▲	+71.2%	+37
	Other	OT	31	▲	+181.8%	+20
	Bond Forfeiture	BF	16	▼	-23.8%	-5
	Unlawful Detainer	UD	15	▼	-6.3%	-1
	Preliminary Protective Order	PP	9	▲	+28.6%	+2
	Admin License	AL	2	▲	-	+2
	Petition-Restore Arms	PR	2	▲	-	+2
	Abstract	AJ	1	↔		-
	Impoundment	IM	1	↔		-
	Protective Order	PO	1	▼	-66.7%	-2
	Detinue	DT	0	▼	-100.0%	-2
	Overweight	OC	0	▼	-100.0%	-3
	Show Cause	SC	0	▼	-100.0%	-1
Total			370	▲	31.2%	+88
Civil Commitments	Mental Commitment	MC	63	▼	-25.0%	-21
	Temporary Detention Order	TD	10	▲	+11.1%	+1
	Emergency Custody Order	EC	8	▲	+33.3%	+2
	Other	OT	1	▼	-50.0%	-1
Total			82	▼	-18.8%	-19
GRAND TOTAL			1,447	▲	4.3%	+59

Filings by Major Case Category**

Category	Summary	Change	% Change	Absolute Change
Felony	76	▲	+94.9%	+37
Garnishment	89	▲	+71.2%	+37
General Civil	211	▲	+27.1%	+45
Infraction/Civil Violation	332	▲	-9.0%	-33
Involuntary Civil Commitments	1	▼	-50.0%	-1
Landlord /Tenant	15	▼	-6.3%	-1
Misdemeanor	266	▲	+20.9%	+46
Other	447	▲	-13.7%	-71
Protective Orders	10	▼		0

* Compared to same time period as previous year

** Case Type Categories are defined in the 2017 Virginia Judicial Workload Assessment

CPSS - GCMS CASELOAD STATISTICS OF THE GENERAL DISTRICT COURTS

January 2024 thru March 2024 Filings (Compared to January 2023 thru March 2023)

GRAND TOTAL

1,447



▲

4.3%

+59

* Compared to same time period as previous year

** Case Type Categories are defined in the 2017 Virginia Judicial Workload Assessment
Source: SCV-SQL-Information

2024 Overall GRAND TOTAL		Distribution of Caseload			Change*		Percentage (%) of Caseload		
2,461	-156	Criminal	798	32%	12.4% ▲	+88	Criminal	2023	2024
		Traffic	1,092	44%	-17.8% ▼	-236	Traffic	27.1%	32.4%
		Civil	540	22%	-0.4% ▼	-2	Civil	50.7%	44.4%
		Civil Commitments	31	1%	-16.2% ▼	-6	Civil	20.7%	21.9%
		GRAND TOTAL	2,461	100%	-6.0% ▼	-156	Civil Commitments	1.4%	1.3%
							GRAND TOTAL	100%	100%

Filings by Division & Code

Division	Case Type Description	Code	Summary	Change	% Change	Absolute Change
Criminal	Misdemeanor	M	512	▲	+16.6%	+73
	Felony	F	171	▲	+19.6%	+28
	Capias	CA	76	▲	+5.6%	+4
	Civil Violation	CV	26	▼	-31.6%	-12
	Show Cause	SC	12	▼	-33.3%	-6
	Restricted Operators License	RL	1	▲	-	+1
	Total			798	▲	12.4%
Traffic	Infraction	I	851	▼	-18.6%	-194
	Misdemeanor	M	223	▼	-10.1%	-25
	Capias	CA	16	▼	-33.3%	-8
	Felony	F	1	▼	-87.5%	-7
	Restricted Operators License	RL	1	↔	-	-
	Show Cause	SC	0	▼	-100.0%	-2
Total			1,092	▼	-17.8%	-236
Civil	Warrant in Debt	WD	178	▼	-7.3%	-14
	Garnishment	GA	147	▲	+34.9%	+38
	Unlawful Detainer	UD	59	▼	-11.9%	-8
	Other	OT	52	▲	+15.6%	+7
	Detinue	DT	30	▼	-21.1%	-8
	Bond Forfeiture	BF	21	▼	-36.4%	-12
	Preliminary Protective Order	PP	21	▲	+31.3%	+5
	Protective Order	PO	17	▲	+142.9%	+10
	Impoundment	IM	7	▼	-46.2%	-6
	Admin License	AL	5	↔	-	-
	Abstract	AJ	2	▼	-66.7%	-4
	Motion for Judgment	MJ	1	▲	-	+1
	Interrogatory	IN	0	▼	-100.0%	-7
	Petition-Restore Arms	PR	0	▼	-100.0%	-1
Show Cause	SC	0	▼	-100.0%	-3	
Total			540	▼	-0.4%	-2
Civil Commitments	Temporary Detention Order	TD	21	▼	-30.0%	-9
	Emergency Custody Order	EC	9	▲	+50.0%	+3
	Mental Commitment	MC	1	↔	-	-
Total			31	▼	-16.2%	-6
GRAND TOTAL			2,461	▼	-6.0%	-156

Filings by Major Case Category**

Category	Summary	Change	% Change	Absolute Change
Felony	172	▼	+13.9%	+21
Garnishment	147	▼	+26.7%	+31
General Civil	214	▲	-9.3%	-22
Infraction/Civil Violation	877	▼	-19.0%	-206
Landlord /Tenant	59	▼	-11.9%	-8
Misdemeanor	737	▲	+7.1%	+49
Other	217	▼	-14.2%	-36
Protective Orders	38	▲	+65.2%	+15
GRAND TOTAL	2,461	▼	-6.0%	-156

* Compared to same time period as previous year



** Case Type Categories are defined in the 2017 Virginia Judicial Workload Assessment

* Compared to same time period as previous year

** Case Type Categories are defined in the 2017 Virginia Judicial Workload Assessment
Source: SCV-SQL-Information

CPSS - GCMS CASELOAD STATISTICS OF THE GENERAL DISTRICT COURTS

January 2024 thru March 2024 Filings (Compared to January 2023 thru March 2023)

2024 Overall GRAND TOTAL		Distribution of Caseload			Change*		Percentage (%) of Caseload			
1,315	+167	Criminal	235	18%	-14.5%	▼	-40	Criminal	2023	2024
		Traffic	861	65%	25.0%	▲	+172	Traffic	24.0%	17.9%
		Civil	208	16%	24.6%	▲	+41	Civil	60.0%	65.5%
		Civil Commitments	11	1%	-35.3%	▼	-6	Civil Commitments	14.5%	15.8%
		GRAND TOTAL	1,315	100%	14.5%	▲	+167	GRAND TOTAL	1.5%	0.8%
								GRAND TOTAL	100%	100%

Filings by Division & Code

Division	Case Type Description	Code	Summary	Change	% Change	Absolute Change
Criminal	Misdemeanor	M	131	▲	+1.6%	+2
	Felony	F	64	▼	-40.2%	-43
	Capias	CA	22	▲	+22.2%	+4
	Show Cause	SC	12	▼	-20.0%	-3
	Civil Violation	CV	5	▼	-16.7%	-1
	Restricted Operators License	RL	1	▲	-	+1
	Total			235	▼	-14.5%
Traffic	Infraction	I	708	▲	+26.7%	+149
	Misdemeanor	M	138	▲	+25.5%	+28
	Capias	CA	7	▼	-36.4%	-4
	Show Cause	SC	7	▼	-12.5%	-1
	Felony	F	1	↔	-	-
Total			861	▲	25.0%	+172
Civil	Garnishment	GA	56	▲	+75.0%	+24
	Warrant in Debt	WD	53	▼	-13.1%	-8
	Other	OT	33	▲	+73.7%	+14
	Unlawful Detainer	UD	23	▲	+9.5%	+2
	Preliminary Protective Order	PP	17	▲	+325.0%	+13
	Protective Order	PO	15	▲	+87.5%	+7
	Detinue	DT	3	↔	-	-
	Impoundment	IM	3	▲	+200.0%	+2
	Show Cause	SC	2	▼	-50.0%	-2
	Admin License	AL	1	▲	-	+1
	Interrogatory	IN	1	▲	-	+1
	Restricted Operators License	RL	1	▲	-	+1
	Abstract	AJ	0	▼	-100.0%	-1
	Motion for Judgment	MJ	0	▼	-100.0%	-3
	Overweight	OC	0	▼	-100.0%	-10
Total			208	▲	24.6%	+41
Civil Commitments	Emergency Custody Order	EC	8	▼	-27.3%	-3
	Temporary Detention Order	TD	3	▼	-50.0%	-3
Total			11	▼	-35.3%	-6
GRAND TOTAL			1,315	▲	14.5%	+167

Filings by Major Case Category**

Category	Summary	Change	% Change	Absolute Change
Felony	65	▼	-39.8%	-43
Garnishment	57	▲	+78.1%	+25
General Civil	60	▼	-14.3%	-10
Infraction/Civil Violation	713	▼	+24.0%	+138
Landlord /Tenant	23	▲	+9.5%	+2
Misdemeanor	271	▲	+13.4%	+32
Other	94	▲	+3.3%	+3
Protective Orders	32	▲	+166.7%	+20
GRAND TOTAL	1,315	▲	14.5%	+167

* Compared to same time period as previous year

** Case Type Categories are defined in the 2017 Virginia Judicial Workload Assessment

2024 Overall GRAND TOTAL		Distribution of Caseload			Change*		Percentage (%) of Caseload		
1,892	+172	Criminal	377	20%	14.9% ▲	+49	Criminal	2023	2024
2024		Traffic	1,304	69%	5.0% ▲	+62	Traffic	19.1%	19.9%
2023		Civil	205	11%	41.4% ▲	+60	Civil	72.2%	68.9%
		Civil Commitments	6	0%	20.0% ▲	+1	Civil Commitments	8.4%	10.8%
		GRAND TOTAL	1,892	100%	10.0% ▲	+172	GRAND TOTAL	0.3%	0.3%
							GRAND TOTAL	100%	100%

Filings by Division & Code



Division	Case Type Description	Code	Summary	Change	% Change	Absolute Change
Criminal	Misdemeanor	M	244	▲	+37.1%	+66
	Felony	F	98	▼	-4.9%	-5
	Capias	CA	14	▼	-44.0%	-11
	Civil Violation	CV	11	▲	+120.0%	+6
	Show Cause	SC	10	▼	-41.2%	-7
	Total			377	▲	14.9%
Traffic	Infraction	I	1,076	▲	+11.7%	+113
	Misdemeanor	M	214	▼	-15.1%	-38
	Show Cause	SC	8	▲	+14.3%	+1
	Capias	CA	3	▼	-72.7%	-8
	Felony	F	3	▼	-62.5%	-5
	Civil Violation	CV	0	▼	-100.0%	-1
	Total			1,304	▲	5.0%
Civil	Garnishment	GA	96	▲	+134.1%	+55
	Warrant in Debt	WD	68	▲	+23.6%	+13
	Other	OT	11	▼	-31.3%	-5
	Unlawful Detainer	UD	10	▼	-23.1%	-3
	Preliminary Protective Order	PP	8	▲	+33.3%	+2
	Detinue	DT	5	▲	-	+5
	Protective Order	PO	3	▼	-50.0%	-3
	Abstract	AJ	1	▲	-	+1
	Admin License	AL	1	▼	-66.7%	-2
	Overweight	OC	1	▲	-	+1
	Restricted Operators License	RL	1	▲	-	+1
	Impoundment	IM	0	▼	-100.0%	-2
	Interrogatory	IN	0	▼	-100.0%	-1
	Show Cause	SC	0	▼	-100.0%	-2
Total			205	▲	41.4%	+60
Civil Commitments	Emergency Custody Order	EC	4	▲	+33.3%	+1
	Temporary Detention Order	TD	2	↔	-	-
	Total		6	▲	20.0%	+1
GRAND TOTAL			1,892	▲	10.0%	+172

Filings by Major Case Category**

Category	Summary	Change	% Change	Absolute Change
Felony	101	▼	-9.0%	-10
Garnishment	96	▲	+128.6%	+54
General Civil	74	▲	+25.4%	+15
Infraction/Civil Violation	1,088	▲	+12.3%	+119
Landlord /Tenant	10	▼	-23.1%	-3
Misdemeanor	459	▲	+6.7%	+29
Other	53	▲	-36.9%	-31
Protective Orders	11	▼	-8.3%	-1
GRAND TOTAL	1,892	▲	10.0%	+172

* Compared to same time period as previous year

** Case Type Categories are defined in the 2017 Virginia Judicial Workload Assessment
 Source: SCV-SQL-Information

2024 Overall GRAND TOTAL		Distribution of Caseload		Change*		Percentage (%) of Caseload			
2,851	+185	Criminal	766	27%	1.1% ▲	+8	Criminal	2023	2024
		Traffic	1,405	49%	8.9% ▲	+115	Traffic	28.4%	26.9%
		Civil	652	23%	13.0% ▲	+75	Civil	48.4%	49.3%
		Civil Commitments	28	1%	-31.7% ▼	-13	Civil Commitments	21.6%	22.9%
		GRAND TOTAL	2,851	100%	6.9% ▲	+185	GRAND TOTAL	100%	100%

Filings by Division & Code

Division	Case Type Description	Code	Summary	Change	% Change	Absolute Change
Criminal	Misdemeanor	M	482	▲	+5.7%	+26
	Felony	F	111	▼	-31.1%	-50
	Capias	CA	105	▲	+1.0%	+1
	Show Cause	SC	65	▲	+109.7%	+34
	Civil Violation	CV	3	▼	-50.0%	-3
	Total			766	▲	1.1%
Traffic	Infraction	I	982	▲	+7.8%	+71
	Misdemeanor	M	381	▲	+12.7%	+43
	Show Cause	SC	22	▲	+37.5%	+6
	Capias	CA	16	▼	-20.0%	-4
	Felony	F	4	▼	-20.0%	-1
	Total			1,405	▲	8.9%
Civil	Warrant in Debt	WD	215	▲	+27.2%	+46
	Garnishment	GA	197	▲	+10.7%	+19
	Unlawful Detainer	UD	80	▲	+15.9%	+11
	Other	OT	79	▼	-6.0%	-5
	Preliminary Protective Order	PP	25	▲	+31.6%	+6
	Protective Order	PO	17	▲	+183.3%	+11
	Show Cause	SC	9	▲	+28.6%	+2
	Impoundment	IM	6	▼	-33.3%	-3
	Admin License	AL	5	▼	-50.0%	-5
	Bond Forfeiture	BF	5	▼	-37.5%	-3
	Detinue	DT	5	▼	-16.7%	-1
	Interrogatory	IN	2	▲	-	+2
	Motion for Judgment	MJ	2	▲	+100.0%	+1
	Restricted Operators License	RL	2	▲	-	+2
	Tenants Assertion	TA	2	▲	+100.0%	+1
	Counter Claim	CC	1	▲	-	+1
	Capias	CA	0	▼	-100.0%	-7
Overweight	OC	0	▼	-100.0%	-3	
Total			652	▲	13.0%	+75
Civil Commitments	Emergency Custody Order	EC	14	▼	-22.2%	-4
	Temporary Detention Order	TD	13	▼	-13.3%	-2
	Other	OT	1	▲	-	+1
	Mental Commitment	MC	0	▼	-100.0%	-7
	Petition	PT	0	▼	-100.0%	-1
Total			28	▼	-31.7%	-13
GRAND TOTAL			2,851	▲	6.9%	+185

Filings by Major Case Category**

Category	Summary	Change	% Change	Absolute Change
Felony	115	▼	-30.7%	-51
Garnishment	199	▲	+11.8%	+21
General Civil	239	▲	+18.3%	+37
Infraction/Civil Violation	985	▼	+7.1%	+65
Involuntary Civil Commitments	1	▲	-	0
Landlord /Tenant	82	▲	+17.1%	+12
Misdemeanor	865	▲	+8.9%	+71

* Compared to same time period as previous year

** Case Type Categories are defined in the 2017 Virginia Judicial Workload Assessment

CPSS - GCMS CASELOAD STATISTICS OF THE GENERAL DISTRICT COURTS

January 2024 thru March 2024 Filings (Compared to January 2023 thru March 2023)



Wise

District: 30 FIPS: 195

Other	323	▲	+4.2%	+13
Protective Orders	42	▲	+68.0%	+17
<i>GRAND TOTAL</i>	<u>2,851</u>	▲	6.9%	+185

* Compared to same time period as previous year

** Case Type Categories are defined in the 2017 Virginia Judicial Workload Assessment
Source: SCV-SQL-Information

2024 Overall GRAND TOTAL		Distribution of Caseload			Change*		Percentage (%) of Caseload		
29,390	+3,299	Criminal	4,802	16%	15.5% ▲	+645	Criminal	2023	2024
		Traffic	17,398	59%	15.0% ▲	+2,269	Traffic	15.9%	16.3%
		Civil	6,938	24%	5.8% ▲	+382	Civil	58.0%	59.2%
		Civil Commitments	252	1%	1.2% ▲	+3	Civil Commitments	25.1%	23.6%
		GRAND TOTAL	29,390	100%	12.6% ▲	+3,299	GRAND TOTAL	100%	100%

Filings by Division & Code

Division	Case Type Description	Code	Summary	Change	% Change	Absolute Change
Criminal	Misdemeanor	M	2,402	▲	+11.0%	+238
	Felony	F	1,147	▲	+6.1%	+66
	Capias	CA	896	▲	+51.6%	+305
	Show Cause	SC	203	▲	+5.2%	+10
	Civil Violation	CV	154	▲	+20.3%	+26
	Total			4,802	▲	15.5%
Traffic	Infraction	I	14,343	▲	+17.3%	+2,112
	Misdemeanor	M	2,877	▲	+5.3%	+145
	Felony	F	57	▲	+3.6%	+2
	Capias	CA	52	▲	+36.8%	+14
	Civil Violation	CV	34	▲	+41.7%	+10
	Show Cause	SC	14	▼	-12.5%	-2
	Other	O	11	▼	-62.1%	-18
	Restricted Operators License	RL	10	▲	+150.0%	+6
	Total			17,398	▲	15.0%
Civil	Warrant in Debt	WD	2,757	▲	+16.0%	+380
	Garnishment	GA	1,635	▼	-14.2%	-270
	Unlawful Detainer	UD	1,359	▲	+16.4%	+191
	Admin License	AL	237	▲	+3.5%	+8
	Other	OT	187	▲	+48.4%	+61
	Zoning Violation	ZO	171	▼	-12.8%	-25
	Show Cause	SC	129	▲	+2.4%	+3
	Preliminary Protective Order	PP	110	▲	+6.8%	+7
	Interrogatory	IN	94	▲	+42.4%	+28
	Protective Order	PO	88	▲	+17.3%	+13
	Abstract	AJ	80	▲	+23.1%	+15
	Impoundment	IM	38	▼	-7.3%	-3
	Overweight	OC	14	▲	+16.7%	+2
	Counter Claim	CC	10	▲	+66.7%	+4
	Tenants Assertion	TA	10	▲	+11.1%	+1
	Capias	CA	4	▼	-20.0%	-1
	Detinue	DT	4	▼	-83.3%	-20
	Motion for Judgment	MJ	4	▼	-77.8%	-14
	Bond Forfeiture	BF	2	▼	-33.3%	-1
	Motor Carrier	MC	2	▲	-	+2
	Petition-Restore Arms	PR	1	▲	-	+1
Restricted Operators License	RL	1	↔	-	-	
Third Party Claim	TH	1	↔	-	-	
Total			6,938	▲	5.8%	+382
Civil Commitments	Temporary Detention Order	TD	118	▲	+4.4%	+5
	Mental Commitment	MC	104	▲	+20.9%	+18
	Emergency Custody Order	EC	23	▼	-47.7%	-21
	Petition	PT	6	▲	+500.0%	+5
	Medical Emergency Custody Order	ME	1	▼	-66.7%	-2
	Medical Emergency Temporary Detention Order	MT	0	▼	-100.0%	-1
	Other	OT	0	▼	-100.0%	-1
Total			252	▲	1.2%	+3
GRAND TOTAL			29,390	▲	12.6%	+3,299

* Compared to same time period as previous year



** Case Type Categories are defined in the 2017 Virginia Judicial Workload Assessment

Filings by Major Case Category**

Category	Summary	Change	% Change	Absolute Change
Felony	1,204	▲	+6.0%	+68
Garnishment	1,729	▲	-12.3%	-242
General Civil	2,878	▲	+15.4%	+384
Infraction/Civil Violation	14,558	▲	+17.2%	+2,134
Involuntary Civil Commitments	6	▲	+200.0%	+4
Landlord /Tenant	1,369	▲	+16.3%	+192
Misdemeanor	5,461	▲	+7.1%	+364
Other	1,987	▼	+23.3%	+375
Protective Orders	198	▲	+11.2%	+20
GRAND TOTAL	29,390	▲	12.6%	+3,299

* Compared to same time period as previous year

** Case Type Categories are defined in the 2017 Virginia Judicial Workload Assessment
 Source: SCV-SQL-Information

2024 Overall GRAND TOTAL		Distribution of Caseload			Change*		Percentage (%) of Caseload		
3,886	+1,022	Criminal	336	9%	53.4% ▲	+117	Criminal	2023 7.6%	2024 8.6%
		Traffic	2,794	72%	51.6% ▲	+951	Traffic	64.4%	71.9%
		Civil	727	19%	-7.2% ▼	-56	Civil	27.3%	18.7%
		Civil Commitments	29	1%	52.6% ▲	+10	Civil Commitments	0.7%	0.7%
		GRAND TOTAL	3,886	100%	35.7% ▲	+1,022	GRAND TOTAL	100%	100%

Filings by Division & Code

Division	Case Type Description	Code	Summary	Change	% Change	Absolute Change
Criminal	Misdemeanor	M	237	▲	+78.2%	+104
	Felony	F	69	▲	+7.8%	+5
	Show Cause	SC	13	▲	+85.7%	+6
	Capias	CA	10	↔		-
	Civil Violation	CV	7	▲	+40.0%	+2
	Total			336	▲	53.4%
Traffic	Infraction	I	2,124	▲	+49.9%	+707
	Misdemeanor	M	646	▲	+60.7%	+244
	Capias	CA	8	▼	-33.3%	-4
	Felony	F	8	↔		-
	Show Cause	SC	8	▲	+100.0%	+4
	Total			2,794	▲	51.6%
Civil	Warrant in Debt	WD	290	▼	-13.4%	-45
	Garnishment	GA	283	▲	+7.6%	+20
	Unlawful Detainer	UD	52	▼	-13.3%	-8
	Other	OT	25	▲	-19.4%	-6
	Detinue	DT	21	▼	-22.2%	-6
	Protective Order	PO	18	▼	-30.8%	-8
	Preliminary Protective Order	PP	14	↔		-
	Admin License	AL	7	▼	-12.5%	-1
	Impoundment	IM	7	▲	+600.0%	+6
	Overweight	OC	3	▲	+50.0%	+1
	Counter Claim	CC	2	▲	+100.0%	+1
	Abstract	AJ	1	▼	-90.9%	-10
	Capias	CA	1	▲	-	+1
	Motion for Judgment	MJ	1	▲	-	+1
	Restricted Operators License	RL	1	▲	-	+1
	Tenants Assertion	TA	1	▼	-50.0%	-1
	Interrogatory	IN	0	▼	-100.0%	-2
Total			727	▼	-7.2%	-56
Civil Commitments	Temporary Detention Order	TD	22	▲	+37.5%	+6
	Emergency Custody Order	EC	7	▲	+250.0%	+5
	Mental Commitment	MC	0	▼	-100.0%	-1
	Total			29	▲	52.6%
GRAND TOTAL			3,886	▲	35.7%	+1,022

Filings by Major Case Category**

Category	Summary	Change	% Change	Absolute Change
Felony	77	▲	+6.9%	+5
Garnishment	283	▼	+6.8%	+18
General Civil	318	▲	-12.6%	-46
Infraction/Civil Violation	2,134	▲	+49.9%	+710
Landlord /Tenant	53	▼	-14.5%	-9
Misdemeanor	884	▲	+65.2%	+349
Other	105	▲	+2.9%	+3
Protective Orders	32	▼	-20.0%	-8
GRAND TOTAL	3,886	▲	35.7%	+1,022

* Compared to same time period as previous year


** Case Type Categories are defined in the 2017 Virginia Judicial Workload Assessment

* Compared to same time period as previous year

** Case Type Categories are defined in the 2017 Virginia Judicial Workload Assessment
Source: SCV-SQL-Information

CPSS - GCMS CASELOAD STATISTICS OF THE GENERAL DISTRICT COURTS

January 2024 thru March 2024 Filings (Compared to January 2023 thru March 2023)

2024 Overall GRAND TOTAL		Distribution of Caseload			Change*		Percentage (%) of Caseload		
7,389	+1,712	Criminal	164	2%	10.8% ▲	+16	Criminal	2023 2.6%	2024 2.2%
		Traffic	7,002	95%	32.2% ▲	+1,707	Traffic	93.3%	94.8%
2024		Civil	221	3%	-1.3% ▼	-3	Civil	3.9%	3.0%
2023		Civil Commitments	2	0%	-80.0% ▼	-8	Civil Commitments	0.2%	0.0%
		GRAND TOTAL	7,389	100%	30.2% ▲	+1,712	GRAND TOTAL	100%	100%

Filings by Division & Code

Division	Case Type Description	Code	Summary	Change	% Change	Absolute Change
Criminal	Misdemeanor	M	98	▲	+12.6%	+11
	Felony	F	52	▲	+57.6%	+19
	Show Cause	SC	7	▼	-58.8%	-10
	Civil Violation	CV	4	▲	+33.3%	+1
	Capias	CA	3	▼	-62.5%	-5
	Total			164	▲	10.8%
Traffic	Infraction	I	5,913	▲	+34.2%	+1,508
	Misdemeanor	M	1,064	▲	+22.3%	+194
	Capias	CA	22	▲	+29.4%	+5
	Show Cause	SC	2	↔		-
	Felony	F	1	↔		-
	Total			7,002	▲	32.2%
Civil	Warrant in Debt	WD	89	▲	+9.9%	+8
	Garnishment	GA	59	▼	-29.8%	-25
	Unlawful Detainer	UD	24	▲	+20.0%	+4
	Other	OT	21	▲	+23.5%	+4
	Admin License	AL	6	▲	+20.0%	+1
	Detinue	DT	6	▲	+200.0%	+4
	Preliminary Protective Order	PP	6	▲	+500.0%	+5
	Protective Order	PO	4	▲	+300.0%	+3
	Abstract	AJ	3	▼	-57.1%	-4
	Impoundment	IM	3	▼	-40.0%	-2
	Show Cause	SC	0	▼	-100.0%	-1
	Total			221	▼	-1.3%
Civil Commitments	Emergency Custody Order	EC	1	▼	-50.0%	-1
	Temporary Detention Order	TD	1	▼	-87.5%	-7
	Total		2	▼	-80.0%	-8
GRAND TOTAL			7,389	▲	30.2%	+1,712

Filings by Major Case Category**

Category	Summary	Change	% Change	Absolute Change	
Felony	53	▲	+55.9%	+19	
Garnishment	59	▼	-29.8%	-25	
General Civil	97	▲	+12.8%	+11	
Infraction/Civil Violation	5,917	▲	+34.2%	+1,509	
Landlord /Tenant	24	▲	+20.0%	+4	
Misdemeanor	1,162	▲	+21.4%	+205	
Other	67	▼	-22.1%	-19	
Protective Orders	10	▲	+400.0%	+8	
GRAND TOTAL		7,389	▲	30.2%	+1,712

* Compared to same time period as previous year

** Case Type Categories are defined in the 2017 Virginia Judicial Workload Assessment