

2024 Overall GRAND TOTAL		Distribution of Caseload			Change*		Percentage (%) of Caseload		
200,547	+20,586	Criminal	27,992	14%	10.4% ▲	+2,645	Criminal	2023 14.1%	2024 14.0%
		Traffic	114,875	57%	14.0% ▲	+14,084	Traffic	56.0%	57.3%
2024		Civil	53,652	27%	7.7% ▲	+3,855	Civil	27.7%	26.8%
2023		Civil Commitments	4,028	2%	0.0% ▲	+2	Civil Commitments	2.2%	2.0%
		GRAND TOTAL	200,547	100%	11.4% ▲	+20,586	GRAND TOTAL	100%	100%

Filings by Division & Code

Division	Case Type Description	Code	Summary	Change	% Change	Absolute Change
Criminal	Misdemeanor	M	16,509	▲	+13.2%	+1,930
	Felony	F	7,298	▲	+2.6%	+183
	Capias	CA	2,420	▲	+28.0%	+530
	Show Cause	SC	1,101	▼	-5.7%	-67
	Civil Violation	CV	650	▲	+14.4%	+82
	Motion	MO	10	▼	-28.6%	-4
	Restricted Operators License	RL	4	▼	-69.2%	-9
	Total			27,992	▲	10.4%
Traffic	Infraction	I	90,277	▲	+15.8%	+12,326
	Misdemeanor	M	22,016	▲	+8.2%	+1,666
	Capias	CA	848	▲	+7.2%	+57
	Show Cause	SC	618	▲	+10.6%	+59
	Civil Violation	CV	358	▲	+42.6%	+107
	Felony	F	336	▲	+8.4%	+26
	Other	O	334	▼	-30.6%	-147
	Restricted Operators License	RL	48	▼	-18.6%	-11
	Motion	MO	40	▲	+2.6%	+1
Total			114,875	▲	14.0%	+14,084
Civil	Warrant in Debt	WD	18,378	▲	+20.1%	+3,073
	Garnishment	GA	14,171	▼	-2.7%	-399
	Unlawful Detainer	UD	13,136	▲	+12.0%	+1,410
	Other	OT	1,614	▲	+0.8%	+13
	Admin License	AL	1,129	▲	+5.2%	+56
	Preliminary Protective Order	PP	973	▼	-1.6%	-16
	Protective Order	PO	701	▲	+15.1%	+92
	Detinue	DT	628	▼	-12.4%	-89
	Show Cause	SC	563	▼	-18.3%	-126
	Motion for Judgment	MJ	498	▼	-3.3%	-17
	Interrogatory	IN	424	▲	+6.0%	+24
	Abstract	AJ	370	▼	-23.6%	-114
	Bond Forfeiture	BF	347	▼	-1.7%	-6
	Impoundment	IM	344	▲	+9.9%	+31
	Zoning Violation	ZO	133	▼	-32.5%	-64
	Tenants Assertion	TA	71	▼	-14.5%	-12
	Counter Claim	CC	61	▼	-3.2%	-2
	Overweight	OC	43	▲	+10.3%	+4
	Capias	CA	22	▼	-45.0%	-18
	Petition-Restore Arms	PR	19	↔		-
	Motor Carrier	MC	8	▲	+300.0%	+6
	Detinue Seizure	DZ	6	▲	-	+6
	Restricted Operators License	RL	5	▲	+400.0%	+4
	Interrogatory-Not	IC	2	↔		-
	Third Party Claim	TH	2	▼	-50.0%	-2
	Cross Claim	CR	1	▼	-50.0%	-1
	Distress Seizure	DS	1	▲	-	+1
	Emergency Substantial Risk Order	SR	1	▲	-	+1
	Petition to Require Blood Test	BT	1	▲	-	+1
	Mechanic's Lien	ML	0	▼	-100.0%	-1
Total			53,652	▲	7.7%	+3,855
Civil Commitments	Mental Commitment	MC	1,831	▲	+6.6%	+113
	Temporary Detention Order	TD	1,198	▼	-6.8%	-87
	Emergency Custody Order	EC	547	▼	-16.4%	-107

* Compared to same time period as previous year

** Case Type Categories are defined in the 2017 Virginia Judicial Workload Assessment

CPSS - GCMS CASELOAD STATISTICS OF THE GENERAL DISTRICT COURTS
 January 2024 thru January 2024 Filings (Compared to January 2023 thru January 2023)



			Summary	Change	% Change	Absolute Change
Civil Commitments	Other	OT	375	▲	+19.8%	+62
	Medical Emergency Temporary Detention Order	MT	41	▲	+28.1%	+9
	Petition	PT	36	▲	+80.0%	+16
	Medical Emergency Custody Order	ME	0	▼	-100.0%	-4
	Total		4,028	▲	0.0%	+2
GRAND TOTAL			200,547	▲	11.4%	+20,586

Filings by Major Case Category**

Category	Summary	Change	% Change	Absolute Change
Felony	7,634	▲	+2.8%	+209
Garnishment	14,595	▲	-2.5%	-375
General Civil	19,821	▲	+18.3%	+3,073
Infraction/Civil Violation	91,670	▲	+15.6%	+12,378
Involuntary Civil Commitments	411	▲	+23.4%	+78
Landlord /Tenant	13,207	▼	+11.8%	+1,398
Misdemeanor	38,715	▲	+10.0%	+3,516
New to Workload Study	1	▲	-	+1
Other	12,819	▲	+1.8%	+232
Protective Orders	1,674	▲	+4.8%	+76
GRAND TOTAL	200,547	▲	11.4%	+20,586

* Compared to same time period as previous year

** Case Type Categories are defined in the 2017 Virginia Judicial Workload Assessment
 Source: SCV-SQL-Information

2024 Overall GRAND TOTAL		Distribution of Caseload			Change*		Percentage (%) of Caseload		
4,071	+637	Criminal	577	14%	13.6% ▲	+69	Criminal	2023	2024
		Traffic	1,366	34%	62.0% ▲	+523	Traffic	14.8%	14.2%
2024 		Civil	2,058	51%	3.6% ▲	+72	Civil	24.5%	33.6%
2023 		Civil Commitments	70	2%	-27.8% ▼	-27	Civil Commitments	57.8%	50.6%
		GRAND TOTAL	4,071	100%	18.5% ▲	+637	GRAND TOTAL	2.8%	1.7%
							GRAND TOTAL	100%	100%

Filings by Division & Code

Division	Case Type Description	Code	Summary	Change	% Change	Absolute Change
Criminal	Misdemeanor	M	299	▲	+41.7%	+88
	Felony	F	205	▼	-15.6%	-38
	Capias	CA	60	▲	+106.9%	+31
	Show Cause	SC	10	▼	-50.0%	-10
	Civil Violation	CV	3	▼	-40.0%	-2
	Total			577	▲	13.6%
Traffic	Infraction	I	744	▲	+63.5%	+289
	Misdemeanor	M	347	▲	+49.6%	+115
	Civil Violation	CV	187	▲	+85.1%	+86
	Capias	CA	33	▲	+43.5%	+10
	Other	O	27	▲	+440.0%	+22
	Felony	F	17	↔		-
	Show Cause	SC	11	▲	+10.0%	+1
	Total			1,366	▲	62.0%
Civil	Garnishment	GA	735	▲	+0.3%	+2
	Warrant in Debt	WD	685	▲	+21.9%	+123
	Unlawful Detainer	UD	373	▼	-5.3%	-21
	Zoning Violation	ZO	60	▲	+3.4%	+2
	Other	OT	38	▲	-5.0%	-2
	Preliminary Protective Order	PP	31	▲	+29.2%	+7
	Show Cause	SC	31	▲	+6.9%	+2
	Admin License	AL	28	▼	-33.3%	-14
	Protective Order	PO	25	▲	+108.3%	+13
	Detinue	DT	11	▲	+10.0%	+1
	Impoundment	IM	11	▲	+10.0%	+1
	Interrogatory	IN	10	▼	-41.2%	-7
	Abstract	AJ	9	▲	+125.0%	+5
	Bond Forfeiture	BF	7	▼	-58.8%	-10
	Tenants Assertion	TA	2	▲	+100.0%	+1
	Counter Claim	CC	1	↔		-
	Third Party Claim	TH	1	↔		-
	Capias	CA	0	▼	-100.0%	-2
	Motion for Judgment	MJ	0	▼	-100.0%	-27
	Overweight	OC	0	▼	-100.0%	-2
Total			2,058	▲	3.6%	+72
Civil Commitments	Emergency Custody Order	EC	27	▼	-32.5%	-13
	Temporary Detention Order	TD	24	▼	-14.3%	-4
	Mental Commitment	MC	18	▼	-35.7%	-10
	Other	OT	1	▲	-	+1
	Medical Emergency Custody Order	ME	0	▼	-100.0%	-1
Total			70	▼	-27.8%	-27
GRAND TOTAL			4,071	▲	18.5%	+637

Filings by Major Case Category**

Category	Summary	Change	% Change	Absolute Change
Felony	222	▼	-14.6%	-38
Garnishment	745	▼	-0.7%	-5
General Civil	699	▲	+16.5%	+99

* Compared to same time period as previous year



** Case Type Categories are defined in the 2017 Virginia Judicial Workload Assessment

CPSS - GCMS CASELOAD STATISTICS OF THE GENERAL DISTRICT COURTS
 January 2024 thru January 2024 Filings (Compared to January 2023 thru January 2023)

Infraction/Civil Violation	961	▲	+69.2%	+393
Involuntary Civil Commitments	1	▲	-	+1
Landlord /Tenant	375	▲	-5.1%	-20
Misdemeanor	706	▲	+40.9%	+205
Other	306	▼	-5.6%	-18
Protective Orders	56	▲	+55.6%	+20
GRAND TOTAL	4,071	▲	18.5%	+637

* Compared to same time period as previous year

** Case Type Categories are defined in the 2017 Virginia Judicial Workload Assessment
 Source: SCV-SQL-Information

2024 Overall GRAND TOTAL		Distribution of Caseload			Change*		Percentage (%) of Caseload		
10,847	+1,218	Criminal	1,243	11%	6.3% ▲	+74	Criminal	2023	2024
		Traffic	4,589	42%	30.8% ▲	+1,080	Traffic	36.4%	42.3%
		Civil	4,868	45%	1.9% ▲	+90	Civil	49.6%	44.9%
		Civil Commitments	147	1%	-15.0% ▼	-26	Civil Commitments	1.8%	1.4%
		GRAND TOTAL	10,847	100%	12.6% ▲	+1,218	GRAND TOTAL	100%	100%

Filings by Division & Code

Division	Case Type Description	Code	Summary	Change	% Change	Absolute Change
Criminal	Misdemeanor	M	754	▲	+10.2%	+70
	Felony	F	327	▼	-12.1%	-45
	Capias	CA	79	▲	+83.7%	+36
	Civil Violation	CV	69	▲	+68.3%	+28
	Show Cause	SC	14	▼	-51.7%	-15
	Total			1,243	▲	6.3%
Traffic	Infraction	I	3,289	▲	+44.5%	+1,013
	Misdemeanor	M	1,121	▲	+5.2%	+55
	Capias	CA	105	▲	+38.2%	+29
	Show Cause	SC	35	▼	-5.4%	-2
	Other	O	30	↔		-
	Civil Violation	CV	7	▼	-70.8%	-17
	Restricted Operators License	RL	2	▲	-	+2
	Total			4,589	▲	30.8%
Civil	Garnishment	GA	1,708	▲	+0.6%	+10
	Warrant in Debt	WD	1,401	▲	+35.4%	+366
	Unlawful Detainer	UD	990	▼	-12.0%	-135
	Motion for Judgment	MJ	232	▼	-3.3%	-8
	Admin License	AL	117	▲	+10.4%	+11
	Other	OT	75	▲	-6.3%	-5
	Abstract	AJ	61	▼	-49.2%	-59
	Show Cause	SC	58	▲	+5.5%	+3
	Preliminary Protective Order	PP	53	▼	-30.3%	-23
	Protective Order	PO	51	▲	+27.5%	+11
	Bond Forfeiture	BF	36	▼	-30.8%	-16
	Detinue	DT	31	▼	-43.6%	-24
	Interrogatory	IN	23	▼	-34.3%	-12
	Overweight	OC	11	▲	+120.0%	+6
	Tenants Assertion	TA	8	▲	+14.3%	+1
	Impoundment	IM	5	▼	-86.8%	-33
	Counter Claim	CC	4	▼	-42.9%	-3
	Capias	CA	1	▼	-66.7%	-2
	Petition-Restore Arms	PR	1	▲	-	+1
	Restricted Operators License	RL	1	▲	-	+1
	Third Party Claim	TH	1	↔		-
Total			4,868	▲	1.9%	+90
Civil Commitments	Mental Commitment	MC	73	▼	-29.8%	-31
	Temporary Detention Order	TD	50	▼	-3.8%	-2
	Other	OT	17	▲	+70.0%	+7
	Emergency Custody Order	EC	6	▼	-14.3%	-1
	Medical Emergency Temporary Detention Order	MT	1	▲	-	+1
Total			147	▼	-15.0%	-26
GRAND TOTAL			10,847	▲	12.6%	+1,218

Filings by Major Case Category**

Category	Summary	Change	% Change	Absolute Change
Felony	327	▼	-12.1%	-45
Garnishment	1,731	▼	-0.1%	-2

* Compared to same time period as previous year



** Case Type Categories are defined in the 2017 Virginia Judicial Workload Assessment

CPSS - GCMS CASELOAD STATISTICS OF THE GENERAL DISTRICT COURTS
 January 2024 thru January 2024 Filings (Compared to January 2023 thru January 2023)

General Civil	1,668	▲	+25.2%	+336
Infraction/Civil Violation	3,406	▲	+43.4%	+1,030
Involuntary Civil Commitments	17	▲	+70.0%	+7
Landlord /Tenant	998	▲	-11.8%	-134
Misdemeanor	1,878	▲	+7.3%	+128
Other	718	▲	-11.1%	-90
Protective Orders	104	▼	-10.3%	-12
GRAND TOTAL	10,847	▲	12.6%	+1,218

* Compared to same time period as previous year

** Case Type Categories are defined in the 2017 Virginia Judicial Workload Assessment
 Source: SCV-SQL-Information

2024 Overall GRAND TOTAL		Distribution of Caseload			Change*		Percentage (%) of Caseload		
2,621	+656	Criminal	323	12%	-7.2% ▼	-25	Criminal	2023	2024
		Traffic	1,119	43%	71.1% ▲	+465	Traffic	17.7%	12.3%
		Civil	1,129	43%	22.7% ▲	+209	Civil	33.3%	42.7%
		Civil Commitments	50	2%	16.3% ▲	+7	Civil Commitments	46.8%	43.1%
		GRAND TOTAL	2,621	100%	33.4% ▲	+656	GRAND TOTAL	2.2%	1.9%
							GRAND TOTAL	100%	100%

Filings by Division & Code

Division	Case Type Description	Code	Summary	Change	% Change	Absolute Change
Criminal	Misdemeanor	M	174	▼	-13.0%	-26
	Felony	F	108	↔		-
	Capias	CA	24	▼	-14.3%	-4
	Show Cause	SC	10	▲	+400.0%	+8
	Civil Violation	CV	7	▼	-30.0%	-3
	Total			323	▼	-7.2%
Traffic	Infraction	I	902	▲	+82.6%	+408
	Misdemeanor	M	167	▲	+40.3%	+48
	Capias	CA	28	▲	+40.0%	+8
	Show Cause	SC	21	▲	+5.0%	+1
	Civil Violation	CV	1	▲	-	+1
	Restricted Operators License	RL	0	▼	-100.0%	-1
	Total			1,119	▲	71.1%
Civil	Unlawful Detainer	UD	443	▲	+8.6%	+35
	Garnishment	GA	308	▲	+175.0%	+196
	Warrant in Debt	WD	231	▲	+3.1%	+7
	Other	OT	51	▲	-3.8%	-2
	Preliminary Protective Order	PP	36	▼	-12.2%	-5
	Protective Order	PO	22	▼	-24.1%	-7
	Show Cause	SC	10	▼	-9.1%	-1
	Admin License	AL	6	▲	+200.0%	+4
	Detinue	DT	5	▲	-	+5
	Interrogatory	IN	5	▲	+25.0%	+1
	Abstract	AJ	4	▼	-20.0%	-1
	Counter Claim	CC	2	▲	+100.0%	+1
	Motion for Judgment	MJ	2	▼	-91.3%	-21
	Tenants Assertion	TA	2	↔		-
	Capias	CA	1	▼	-66.7%	-2
	Petition-Restore Arms	PR	1	↔		-
	Bond Forfeiture	BF	0	▼	-100.0%	-1
Total			1,129	▲	22.7%	+209
Civil Commitments	Mental Commitment	MC	34	▲	+385.7%	+27
	Emergency Custody Order	EC	15	▼	-55.9%	-19
	Other	OT	1	▼	-50.0%	-1
Total			50	▲	16.3%	+7
GRAND TOTAL			2,621	▲	33.4%	+656

Filings by Major Case Category**

Category	Summary	Change	% Change	Absolute Change
Felony	108	↔		0
Garnishment	313	▲	+169.8%	+197
General Civil	241	▲	-2.8%	-7
Infraction/Civil Violation	910	▲	+80.6%	+406
Involuntary Civil Commitments	1	▼	-50.0%	-1
Landlord /Tenant	445	▲	+8.5%	+35
Misdemeanor	341	▼	+6.6%	+21
Other	204	▲	+9.1%	+17

* Compared to same time period as previous year



** Case Type Categories are defined in the 2017 Virginia Judicial Workload Assessment

CPSS - GCMS CASELOAD STATISTICS OF THE GENERAL DISTRICT COURTS
January 2024 thru January 2024 Filings (Compared to January 2023 thru January 2023)

Protective Orders	58	▼	-17.1%	-12
GRAND TOTAL	2,621	▲	33.4%	+656

* Compared to same time period as previous year

** Case Type Categories are defined in the 2017 Virginia Judicial Workload Assessment
Source: SCV-SQL-Information

2024 Overall GRAND TOTAL		Distribution of Caseload			Change*		Percentage (%) of Caseload		
7,413	+719	Criminal	863	12%	25.8% ▲	+177	Criminal	2023	2024
		Traffic	3,076	41%	51.9% ▲	+1,051	Traffic	10.2%	11.6%
		Civil	3,435	46%	-12.5% ▼	-490	Civil	30.3%	41.5%
		Civil Commitments	39	1%	-32.8% ▼	-19	Civil Commitments	58.6%	46.3%
		GRAND TOTAL	7,413	100%	10.7% ▲	+719	GRAND TOTAL	0.9%	0.5%
							GRAND TOTAL	100%	100%

Filings by Division & Code

Division	Case Type Description	Code	Summary	Change	% Change	Absolute Change
Criminal	Misdemeanor	M	560	▲	+17.2%	+82
	Felony	F	247	▲	+77.7%	+108
	Capias	CA	28	▲	+55.6%	+10
	Show Cause	SC	22	▼	-47.6%	-20
	Civil Violation	CV	6	▼	-33.3%	-3
	Total			863	▲	25.8%
Traffic	Infraction	I	2,630	▲	+67.2%	+1,057
	Misdemeanor	M	395	▲	+26.6%	+83
	Show Cause	SC	20	▲	+122.2%	+11
	Felony	F	17	▲	+325.0%	+13
	Other	O	12	▼	-90.2%	-111
	Restricted Operators License	RL	2	▼	-50.0%	-2
Total			3,076	▲	51.9%	+1,051
Civil	Garnishment	GA	1,154	▼	-38.9%	-736
	Warrant in Debt	WD	880	▲	+27.4%	+189
	Unlawful Detainer	UD	870	▼	-6.7%	-62
	Other	OT	152	▲	+53.5%	+53
	Preliminary Protective Order	PP	93	▲	+45.3%	+29
	Abstract	AJ	86	▲	+309.5%	+65
	Protective Order	PO	60	▲	+5.3%	+3
	Show Cause	SC	35	▼	-48.5%	-33
	Bond Forfeiture	BF	22	▼	-35.3%	-12
	Detinue	DT	22	▲	+15.8%	+3
	Interrogatory	IN	21	▲	+40.0%	+6
	Admin License	AL	20	▲	+53.8%	+7
	Motion for Judgment	MJ	13	▲	+18.2%	+2
	Counter Claim	CC	4	▲	+33.3%	+1
	Tenants Assertion	TA	2	▼	-71.4%	-5
	Impoundment	IM	1	▲	-	+1
Overweight	OC	0	▼	-100.0%	-1	
Total			3,435	▼	-12.5%	-490
Civil Commitments	Mental Commitment	MC	20	▼	-28.6%	-8
	Other	OT	6	▲	+20.0%	+1
	Temporary Detention Order	TD	6	↔	-	-
	Petition	PT	4	▼	-42.9%	-3
	Emergency Custody Order	EC	3	▼	-75.0%	-9
Total			39	▼	-32.8%	-19
GRAND TOTAL			7,413	▲	10.7%	+719

Filings by Major Case Category**

Category	Summary	Change	% Change	Absolute Change
Felony	264	▲	+84.6%	+121
Garnishment	1,175	▼	-38.3%	-730
General Civil	962	▲	+32.7%	+237
Infraction/Civil Violation	2,648	▼	+55.2%	+942
Involuntary Civil Commitments	10	▼	-16.7%	-2
Landlord /Tenant	872	▼	-7.1%	-67
Misdemeanor	957	▼	+20.5%	+163

* Compared to same time period as previous year

** Case Type Categories are defined in the 2017 Virginia Judicial Workload Assessment

CPSS - GCMS CASELOAD STATISTICS OF THE GENERAL DISTRICT COURTS

January 2024 thru January 2024 Filings (Compared to January 2023 thru January 2023)



Norfolk

District: 4 FIPS: 710

Other	372	▲	+6.6%	+23
Protective Orders	153	▲	+26.4%	+32
<i>GRAND TOTAL</i>	<u>7,413</u>	▲	10.7%	+719

* Compared to same time period as previous year

** Case Type Categories are defined in the 2017 Virginia Judicial Workload Assessment
Source: SCV-SQL-Information

2024 Overall GRAND TOTAL		Distribution of Caseload		Change*		Percentage (%) of Caseload				
298	+23	Criminal	81	27%	-15.6%	▼	-15	Criminal	2023	2024
		Traffic	160	54%	73.9%	▲	+68	Traffic	34.9%	27.2%
2024 		Civil	57	19%	-32.1%	▲	-27	Civil	33.5%	53.7%
2023 		Civil Commitments	0	0%	-100.0%	▼	-3	Civil Commitments	30.5%	19.1%
		GRAND TOTAL	298	100%	8.4%	▲	+23	GRAND TOTAL	1.1%	0.0%
								GRAND TOTAL	100%	100%

Filings by Division & Code

Division	Case Type Description	Code	Summary	Change	% Change	Absolute Change
Criminal	Misdemeanor	M	46	▼	-20.7%	-12
	Capias	CA	22	▲	+15.8%	+3
	Felony	F	8	▼	-46.7%	-7
	Show Cause	SC	4	↔	-	-
	Civil Violation	CV	1	▲	-	+1
	Total		81	▼	-15.6%	-15
Traffic	Infraction	I	115	▲	+101.8%	+58
	Misdemeanor	M	43	▲	+22.9%	+8
	Capias	CA	1	▲	-	+1
	Civil Violation	CV	1	▲	-	+1
	Total		160	▲	73.9%	+68
Civil	Garnishment	GA	21	▼	-27.6%	-8
	Warrant in Debt	WD	10	▼	-44.4%	-8
	Other	OT	7	▲	+133.3%	+4
	Unlawful Detainer	UD	7	▼	-61.1%	-11
	Detinue	DT	4	▼	-55.6%	-5
	Admin License	AL	3	▲	+200.0%	+2
	Preliminary Protective Order	PP	3	▲	+200.0%	+2
	Abstract	AJ	1	▲	-	+1
	Protective Order	PO	1	▼	-50.0%	-1
	Bond Forfeiture	BF	0	▼	-100.0%	-1
	Interrogatory	IN	0	▼	-100.0%	-1
	Tenants Assertion	TA	0	▼	-100.0%	-1
	Total		57	▼	-32.1%	-27
Civil Commitments	Emergency Custody Order	EC	0	▼	-100.0%	-1
	Mental Commitment	MC	0	▼	-100.0%	-2
	Total		0	▼	-100.0%	-3
GRAND TOTAL			298	▲	8.4%	+23



Filings by Major Case Category**

Category	Summary	Change	% Change	Absolute Change	
Felony	8	▼	-46.7%	-7	
Garnishment	21	▼	-30.0%	-9	
General Civil	14	▼	-48.1%	-13	
Infraction/Civil Violation	117	▲	+105.3%	+60	
Landlord /Tenant	7	▼	-63.2%	-12	
Misdemeanor	89	▲	-4.3%	-4	
Other	38	▲	+22.6%	+7	
Protective Orders	4	▲	+33.3%	+1	
GRAND TOTAL		298	▲	8.4%	+23

* Compared to same time period as previous year

** Case Type Categories are defined in the 2017 Virginia Judicial Workload Assessment

Source: SCV-SQL-Information

2024 Overall GRAND TOTAL		Distribution of Caseload			Change*		Percentage (%) of Caseload		
749	-286	Criminal	92	12%	64.3% ▲	+36	Criminal	2023	2024
		Traffic	488	65%	-37.6% ▼	-294	Traffic	5.4%	12.3%
		Civil	165	22%	-15.4% ▼	-30	Civil	75.6%	65.2%
		Civil Commitments	4	1%	100.0% ▲	+2	Civil Commitments	18.8%	22.0%
		GRAND TOTAL	749	100%	-27.6% ▼	-286	GRAND TOTAL	100%	100%

Filings by Division & Code

Division	Case Type Description	Code	Summary	Change	% Change	Absolute Change
Criminal	Misdemeanor	M	50	▲	+66.7%	+20
	Felony	F	29	▲	+107.1%	+15
	Capias	CA	8	▲	+700.0%	+7
	Show Cause	SC	3	▼	-70.0%	-7
	Civil Violation	CV	2	▲	+100.0%	+1
	Total			92	▲	64.3%
Traffic	Infraction	I	337	▼	-46.5%	-293
	Misdemeanor	M	112	▼	-12.5%	-16
	Capias	CA	29	▲	+38.1%	+8
	Show Cause	SC	9	▲	+200.0%	+6
	Felony	F	1	▲	-	+1
	Total			488	▼	-37.6%
Civil	Unlawful Detainer	UD	57	▼	-38.0%	-35
	Warrant in Debt	WD	46	▲	+31.4%	+11
	Garnishment	GA	45	▼	-15.1%	-8
	Admin License	AL	5	▲	+66.7%	+2
	Abstract	AJ	3	↔	-	-
	Detinue	DT	2	▲	+100.0%	+1
	Interrogatory	IN	2	▲	-	+2
	Other	OT	2	↔	-	-
	Show Cause	SC	2	▲	-	+2
	Motion for Judgment	MJ	1	↔	-	-
	Capias	CA	0	▼	-100.0%	-1
	Impoundment	IM	0	▼	-100.0%	-1
	Preliminary Protective Order	PP	0	▼	-100.0%	-1
	Protective Order	PO	0	▼	-100.0%	-2
	Total			165	▼	-15.4%
Civil Commitments	Temporary Detention Order	TD	4	▲	+100.0%	+2
Total			4	▲	100.0%	+2
GRAND TOTAL			749	▼	-27.6%	-286



Filings by Major Case Category**

Category	Summary	Change	% Change	Absolute Change
Felony	30	▲	+114.3%	+16
Garnishment	47	▲	-11.3%	-6
General Civil	49	▲	+28.9%	+11
Infraction/Civil Violation	339	▲	-46.3%	-292
Landlord /Tenant	57	▼	-38.0%	-35
Misdemeanor	162	▲	+2.5%	+4
Other	65	▲	+41.3%	+19
Protective Orders	0	▼	-100.0%	-3
GRAND TOTAL		749	▼	-27.6%

* Compared to same time period as previous year

** Case Type Categories are defined in the 2017 Virginia Judicial Workload Assessment

Source: SCV-SQL-Information

2024 Overall GRAND TOTAL		Distribution of Caseload			Change*		Percentage (%) of Caseload		
1,297	-45	Criminal	65	5%	-3.0% ▼	-2	Criminal	2023	2024
		Traffic	1,130	87%	-5.1% ▼	-61	Traffic	5.0%	5.0%
2024 		Civil	102	8%	29.1% ▲	+23	Civil	88.7%	87.1%
2023 		Civil Commitments	0	0%	-100.0% ▼	-5	Civil Commitments	5.9%	7.9%
		GRAND TOTAL	1,297	100%	-3.4% ▼	-45	GRAND TOTAL	0.4%	0.0%
							GRAND TOTAL	100%	100%

Filings by Division & Code



Division	Case Type Description	Code	Summary	Change	% Change	Absolute Change	
Criminal	Misdemeanor	M	38	▼	-2.6%	-1	
	Felony	F	17	▲	+54.5%	+6	
	Civil Violation	CV	4	▲	+100.0%	+2	
	Capias	CA	3	▼	-66.7%	-6	
	Show Cause	SC	3	▼	-50.0%	-3	
	Total			65	▼	-3.0%	-2
Traffic	Infraction	I	957	▼	-4.9%	-49	
	Misdemeanor	M	146	▼	-5.8%	-9	
	Capias	CA	23	▼	-11.5%	-3	
	Show Cause	SC	3	↔		-	
	Felony	F	1	▲	-	+1	
	Civil Violation	CV	0	▼	-100.0%	-1	
	Total			1,130	▼	-5.1%	-61
Civil	Warrant in Debt	WD	37	▲	+37.0%	+10	
	Garnishment	GA	32	▲	+39.1%	+9	
	Unlawful Detainer	UD	20	▲	+25.0%	+4	
	Other	OT	5	▼	-16.7%	-1	
	Overweight	OC	2	▲	-	+2	
	Preliminary Protective Order	PP	2	↔		-	
	Protective Order	PO	2	▲	+100.0%	+1	
	Show Cause	SC	2	▲	-	+2	
	Bond Forfeiture	BF	0	▼	-100.0%	-1	
	Detinue	DT	0	▼	-100.0%	-1	
	Impoundment	IM	0	▼	-100.0%	-1	
	Interrogatory	IN	0	▼	-100.0%	-1	
	Total			102	▲	29.1%	+23
	Civil Commitments	Emergency Custody Order	EC	0	▼	-100.0%	-2
Temporary Detention Order		TD	0	▼	-100.0%	-3	
Total				0	▼	-100.0%	-5
GRAND TOTAL			1,297	▼	-3.4%	-45	

Filings by Major Case Category**

Category	Summary	Change	% Change	Absolute Change
Felony	18	▲	+63.6%	+7
Garnishment	32	▼	+33.3%	+8
General Civil	37	▼	+27.6%	+8
Infraction/Civil Violation	963	▲	-4.6%	-46
Landlord /Tenant	20	▲	+25.0%	+4
Misdemeanor	184	▼	-5.2%	-10
Other	39	▲	-30.4%	-17
Protective Orders	4	▲	+33.3%	+1
GRAND TOTAL	1,297	▼	-3.4%	-45

* Compared to same time period as previous year

** Case Type Categories are defined in the 2017 Virginia Judicial Workload Assessment
 Source: SCV-SQL-Information

2024 Overall GRAND TOTAL		Distribution of Caseload			Change*		Percentage (%) of Caseload		
1,542	-118	Criminal	279	18%	-32.9% ▼	-137	Criminal	2023: 25.1%	2024: 18.1%
		Traffic	509	33%	-21.8% ▼	-142	Traffic	39.2%	33.0%
		Civil	704	46%	29.7% ▲	+161	Civil	32.7%	45.7%
		Civil Commitments	50	3%	0.0%	0	Civil Commitments	3.0%	3.2%
		GRAND TOTAL	1,542	100%	-7.1% ▼	-118	GRAND TOTAL	100%	100%

Filings by Division & Code

Division	Case Type Description	Code	Summary	Change	% Change	Absolute Change
Criminal	Misdemeanor	M	182	▼	-28.9%	-74
	Felony	F	71	▼	-38.3%	-44
	Capias	CA	20	▼	-33.3%	-10
	Civil Violation	CV	3	▼	-40.0%	-2
	Show Cause	SC	3	▼	-70.0%	-7
	Total			279	▼	-32.9%
Traffic	Infraction	I	314	▼	-34.9%	-168
	Misdemeanor	M	146	▲	+9.8%	+13
	Civil Violation	CV	35	▲	+1,650.0%	+33
	Capias	CA	11	▼	-56.0%	-14
	Show Cause	SC	3	▼	-66.7%	-6
	Total			509	▼	-21.8%
Civil	Garnishment	GA	250	▲	+32.3%	+61
	Warrant in Debt	WD	212	▲	+39.5%	+60
	Unlawful Detainer	UD	141	▲	+36.9%	+38
	Abstract	AJ	21	▲	+162.5%	+13
	Protective Order	PO	18	▲	+800.0%	+16
	Other	OT	12	▼	-29.4%	-5
	Preliminary Protective Order	PP	12	▲	+100.0%	+6
	Show Cause	SC	8	↔	-	-
	Admin License	AL	7	▼	-56.3%	-9
	Detinue	DT	6	▼	-70.0%	-14
	Zoning Violation	ZO	6	▼	-53.8%	-7
	Motor Carrier	MC	4	▲	-	+4
	Interrogatory	IN	3	▼	-57.1%	-4
	Overweight	OC	2	▲	-	+2
	Motion for Judgment	MJ	1	↔	-	-
	Tenants Assertion	TA	1	▲	-	+1
	Capias	CA	0	▼	-100.0%	-1
Total			704	▲	29.7%	+161
Civil Commitments	Emergency Custody Order	EC	21	▲	+31.3%	+5
	Temporary Detention Order	TD	15	▼	-31.8%	-7
	Mental Commitment	MC	12	↔	-	-
	Medical Emergency Temporary Detention Order	MT	2	▲	-	+2
	Total			50		0.0%
GRAND TOTAL			1,542	▼	-7.1%	-118

Filings by Major Case Category**

Category	Summary	Change	% Change	Absolute Change
Felony	71	▼	-38.3%	-44
Garnishment	253	▼	+29.1%	+57
General Civil	220	▼	+25.0%	+44
Infraction/Civil Violation	358	▲	-26.8%	-131
Landlord /Tenant	142	▲	+37.9%	+39
Misdemeanor	334	▼	-16.9%	-68
Other	134	▲	-21.6%	-37
Protective Orders	30	▲	+275.0%	+22

* Compared to same time period as previous year



** Case Type Categories are defined in the 2017 Virginia Judicial Workload Assessment

CPSS - GCMS CASELOAD STATISTICS OF THE GENERAL DISTRICT COURTS
January 2024 thru January 2024 Filings (Compared to January 2023 thru January 2023)

<i>GRAND TOTAL</i>	1,542	▼	-7.1%	-118
---------------------------	--------------	---	-------	------

* Compared to same time period as previous year

** Case Type Categories are defined in the 2017 Virginia Judicial Workload Assessment
Source: SCV-SQL-Information

2024 Overall GRAND TOTAL		Distribution of Caseload			Change*		Percentage (%) of Caseload		
2,276	+579	Criminal	52	2%	108.0% ▲	+27	Criminal	2023	2024
		Traffic	2,133	94%	31.6% ▲	+512	Traffic	1.5%	2.3%
		Civil	89	4%	74.5% ▲	+38	Civil	95.5%	93.7%
		Civil Commitments	2	0%	- ▲	+2	Civil Commitments	3.0%	3.9%
		GRAND TOTAL	2,276	100%	34.1% ▲	+579	GRAND TOTAL	100%	100%

Filings by Division & Code

Division	Case Type Description	Code	Summary	Change	% Change	Absolute Change
Criminal	Misdemeanor	M	39	▲	+116.7%	+21
	Felony	F	9	▲	+125.0%	+5
	Civil Violation	CV	2	↔	-	-
	Capias	CA	1	▲	-	+1
	Show Cause	SC	1	↔	-	-
	Total			52	▲	108.0%
Traffic	Infraction	I	1,706	▲	+35.8%	+450
	Misdemeanor	M	424	▲	+16.5%	+60
	Felony	F	2	▲	-	+2
	Restricted Operators License	RL	1	▲	-	+1
	Capias	CA	0	▼	-100.0%	-1
	Total			2,133	▲	31.6%
Civil	Garnishment	GA	35	▲	+191.7%	+23
	Warrant in Debt	WD	30	▲	+3.4%	+1
	Unlawful Detainer	UD	16	▲	+220.0%	+11
	Admin License	AL	5	▲	-	+5
	Interrogatory	IN	1	▲	-	+1
	Overweight	OC	1	▲	-	+1
	Preliminary Protective Order	PP	1	↔	-	-
	Bond Forfeiture	BF	0	▼	-100.0%	-2
	Other	OT	0	▼	-100.0%	-1
	Protective Order	PO	0	▼	-100.0%	-1
Total			89	▲	74.5%	+38
Civil Commitments	Emergency Custody Order	EC	1	▲	-	+1
	Temporary Detention Order	TD	1	▲	-	+1
	Total		2	▲	-	+2
GRAND TOTAL			2,276	▲	34.1%	+579



Filings by Major Case Category**

Category	Summary	Change	% Change	Absolute Change
Felony	11	▲	+175.0%	+7
Garnishment	36	▲	+200.0%	+24
General Civil	30	▲	+3.4%	+1
Infraction/Civil Violation	1,709	▲	+35.9%	+451
Landlord /Tenant	16	▲	+220.0%	+11
Misdemeanor	464	▲	+21.5%	+82
Other	9	▲	+80.0%	+4
Protective Orders	1	▼	-50.0%	-1
GRAND TOTAL	2,276	▲	34.1%	+579

* Compared to same time period as previous year

** Case Type Categories are defined in the 2017 Virginia Judicial Workload Assessment

Source: SCV-SQL-Information

2024 Overall GRAND TOTAL		Distribution of Caseload			Change*		Percentage (%) of Caseload		
652	+11	Criminal	91	14%	59.6% ▲	+34	Criminal	2023	2024
		Traffic	459	70%	1.8% ▲	+8	Traffic	8.9%	14.0%
2024		Civil	102	16%	-22.1% ▼	-29	Civil	70.4%	70.4%
2023		Civil Commitments	0	0%	-100.0% ▼	-2	Civil Commitments	20.4%	15.6%
		GRAND TOTAL	652	100%	1.7% ▲	+11	GRAND TOTAL	100%	100%

Filings by Division & Code

Division	Case Type Description	Code	Summary	Change	% Change	Absolute Change
Criminal	Misdemeanor	M	62	▲	+100.0%	+31
	Felony	F	11	▼	-42.1%	-8
	Capias	CA	9	▲	+200.0%	+6
	Show Cause	SC	5	▲	+66.7%	+2
	Civil Violation	CV	4	▲	+300.0%	+3
	Total			91	▲	59.6%
Traffic	Infraction	I	382	▲	+8.5%	+30
	Misdemeanor	M	76	▼	-21.6%	-21
	Capias	CA	1	▼	-50.0%	-1
	Total		459	▲	1.8%	+8
Civil	Interrogatory	IN	31	▼	-63.1%	-53
	Garnishment	GA	24	▲	+71.4%	+10
	Detinue	DT	19	▲	+1,800.0%	+18
	Warrant in Debt	WD	19	▼	-5.0%	-1
	Unlawful Detainer	UD	7	▲	+75.0%	+3
	Bond Forfeiture	BF	1	↔		-
	Other	OT	1	▼	-50.0%	-1
	Admin License	AL	0	▼	-100.0%	-1
	Impoundment	IM	0	▼	-100.0%	-1
	Preliminary Protective Order	PP	0	▼	-100.0%	-2
	Show Cause	SC	0	▼	-100.0%	-1
	Total			102	▼	-22.1%
Civil Commitments	Emergency Custody Order	EC	0	▼	-100.0%	-1
	Temporary Detention Order	TD	0	▼	-100.0%	-1
	Total		0	▼	-100.0%	-2
GRAND TOTAL			652	▲	1.7%	+11



Filings by Major Case Category**

Category	Summary	Change	% Change	Absolute Change
Felony	11	▼	-42.1%	-8
Garnishment	55	▲	-43.9%	-43
General Civil	38	▲	+81.0%	+17
Infraction/Civil Violation	386	▲	+9.3%	+33
Landlord /Tenant	7	▲	+75.0%	+3
Misdemeanor	138	▲	+7.8%	+10
Other	17	▼	+6.3%	+1
Protective Orders	0	▼	-100.0%	-2
GRAND TOTAL	652	▲	1.7%	+11

* Compared to same time period as previous year

** Case Type Categories are defined in the 2017 Virginia Judicial Workload Assessment

Source: SCV-SQL-Information

2024 Overall GRAND TOTAL		Distribution of Caseload			Change*		Percentage (%) of Caseload		
1,576	+93	Criminal	16	1%	-46.7% ▼	-14	Criminal	2023	2024
		Traffic	1,439	91%	3.4% ▲	+47	Traffic	2.0%	1.0%
		Civil	111	7%	109.4% ▲	+58	Civil	93.9%	91.3%
		Civil Commitments	10	1%	25.0% ▲	+2	Civil Commitments	3.6%	7.0%
		GRAND TOTAL	1,576	100%	6.3% ▲	+93	GRAND TOTAL	0.5%	0.6%
							GRAND TOTAL	100%	100%

Filings by Division & Code



Division	Case Type Description	Code	Summary	Change	% Change	Absolute Change
Criminal	Misdemeanor	M	8	▼	-38.5%	-5
	Felony	F	4	▼	-50.0%	-4
	Capias	CA	3	▼	-40.0%	-2
	Show Cause	SC	1	▼	-75.0%	-3
	Total		16	▼	-46.7%	-14
Traffic	Infraction	I	986	▲	+6.3%	+58
	Misdemeanor	M	441	▼	-4.1%	-19
	Capias	CA	8	▲	+100.0%	+4
	Felony	F	3	▲	-	+3
	Show Cause	SC	1	▲	-	+1
Total		1,439	▲	3.4%	+47	
Civil	Interrogatory	IN	63	▲	-	+63
	Garnishment	GA	18	↔	-	-
	Warrant in Debt	WD	12	▼	-20.0%	-3
	Unlawful Detainer	UD	10	▲	+11.1%	+1
	Other	OT	2	▼	-33.3%	-1
	Preliminary Protective Order	PP	2	▲	+100.0%	+1
	Protective Order	PO	2	▲	-	+2
	Bond Forfeiture	BF	1	↔	-	-
	Detinue	DT	1	▲	-	+1
	Overweight	OC	0	▼	-100.0%	-1
	Show Cause	SC	0	▼	-100.0%	-5
Total		111	▲	109.4%	+58	
Civil Commitments	Mental Commitment	MC	5	▲	+150.0%	+3
	Emergency Custody Order	EC	4	▲	+33.3%	+1
	Temporary Detention Order	TD	1	▼	-66.7%	-2
Total		10	▲	25.0%	+2	
GRAND TOTAL			1,576	▲	6.3%	+93

Filings by Major Case Category**

Category	Summary	Change	% Change	Absolute Change
Felony	7	▲	-12.5%	-1
Garnishment	81	▲	+350.0%	+63
General Civil	13	▲	-13.3%	-2
Infraction/Civil Violation	986	▼	+6.1%	+57
Landlord /Tenant	10	▲	+11.1%	+1
Misdemeanor	449	▼	-5.1%	-24
Other	26	▲	-13.3%	-4
Protective Orders	4	▲	+300.0%	+3
GRAND TOTAL	1,576	▲	6.3%	+93

* Compared to same time period as previous year

** Case Type Categories are defined in the 2017 Virginia Judicial Workload Assessment

2024 Overall GRAND TOTAL		Distribution of Caseload			Change*		Percentage (%) of Caseload		
1,377	+268	Criminal	131	10%	-14.9% ▼	-23	Criminal	2023	2024
		Traffic	884	64%	29.6% ▲	+202	Traffic	13.9%	9.5%
		Civil	322	23%	37.6% ▲	+88	Civil	61.5%	64.2%
		Civil Commitments	40	3%	2.6% ▲	+1	Civil Commitments	21.1%	23.4%
		GRAND TOTAL	1,377	100%	24.2% ▲	+268	GRAND TOTAL	3.5%	2.9%
							GRAND TOTAL	100%	100%

Filings by Division & Code

Division	Case Type Description	Code	Summary	Change	% Change	Absolute Change
Criminal	Misdemeanor	M	67	▼	-14.1%	-11
	Felony	F	46	▼	-14.8%	-8
	Capias	CA	8	▼	-33.3%	-4
	Show Cause	SC	8	▲	+60.0%	+3
	Civil Violation	CV	2	▼	-60.0%	-3
	Total			131	▼	-14.9%
Traffic	Infraction	I	722	▲	+58.3%	+266
	Misdemeanor	M	146	▼	-31.1%	-66
	Capias	CA	13	▲	+116.7%	+7
	Show Cause	SC	2	▼	-66.7%	-4
	Felony	F	1	↔		-
	Civil Violation	CV	0	▼	-100.0%	-1
Total			884	▲	29.6%	+202
Civil	Warrant in Debt	WD	107	▲	+75.4%	+46
	Unlawful Detainer	UD	101	▲	+46.4%	+32
	Garnishment	GA	85	▲	+6.3%	+5
	Other	OT	11	▲	+1,000.0%	+10
	Show Cause	SC	6	▼	-14.3%	-1
	Preliminary Protective Order	PP	5	▼	-37.5%	-3
	Protective Order	PO	3	▲	+50.0%	+1
	Admin License	AL	2	↔		-
	Counter Claim	CC	1	▲	-	+1
	Motion for Judgment	MJ	1	▲	-	+1
	Abstract	AJ	0	▼	-100.0%	-2
	Petition-Restore Arms	PR	0	▼	-100.0%	-1
	Tenants Assertion	TA	0	▼	-100.0%	-1
Total			322	▲	37.6%	+88
Civil Commitments	Mental Commitment	MC	19	▼	-13.6%	-3
	Emergency Custody Order	EC	14	▲	+100.0%	+7
	Temporary Detention Order	TD	6	▲	+100.0%	+3
	Other	OT	1	▼	-85.7%	-6
Total			40	▲	2.6%	+1
GRAND TOTAL			1,377	▲	24.2%	+268

Filings by Major Case Category**

Category	Summary	Change	% Change	Absolute Change
Felony	47	▼	-14.5%	-8
Garnishment	85	▲	+6.3%	+5
General Civil	108	▲	+71.4%	+45
Infraction/Civil Violation	724	▼	+56.7%	+262
Involuntary Civil Commitments	1	▼	-85.7%	-6
Landlord /Tenant	101	▼	+44.3%	+31
Misdemeanor	213	▼	-26.6%	-77
Other	90	▲	+25.0%	+18
Protective Orders	8	▲	-20.0%	-2
GRAND TOTAL	1,377	▲	24.2%	+268

* Compared to same time period as previous year

** Case Type Categories are defined in the 2017 Virginia Judicial Workload Assessment

* Compared to same time period as previous year

** Case Type Categories are defined in the 2017 Virginia Judicial Workload Assessment
Source: SCV-SQL-Information

2024 Overall GRAND TOTAL		Distribution of Caseload			Change*		Percentage (%) of Caseload			
1,456	+729	Criminal	118	8%	55.3%	▲	+42	Criminal	2023: 10.5%	2024: 8.1%
2024		Traffic	1,136	78%	145.4%	▲	+673	Traffic	63.7%	78.0%
2023		Civil	202	14%	7.4%	▲	+14	Civil	25.9%	13.9%
		GRAND TOTAL	1,456	100%	100.3%	▲	+729	GRAND TOTAL	100%	100%

Filings by Division & Code



Division	Case Type Description	Code	Summary	Change	% Change	Absolute Change
Criminal	Misdemeanor	M	67	▲	+123.3%	+37
	Felony	F	30	▼	-3.2%	-1
	Capias	CA	8	▼	-33.3%	-4
	Civil Violation	CV	6	▲	-	+6
	Show Cause	SC	6	▲	+100.0%	+3
	Restricted Operators License	RL	1	▲	-	+1
	Total			118	▲	55.3%
Traffic	Infraction	I	943	▲	+156.9%	+576
	Misdemeanor	M	180	▲	+104.5%	+92
	Capias	CA	9	▲	+125.0%	+5
	Restricted Operators License	RL	2	▲	-	+2
	Felony	F	1	▲	-	+1
	Show Cause	SC	1	▼	-66.7%	-2
	Civil Violation	CV	0	▼	-100.0%	-1
Total			1,136	▲	145.4%	+673
Civil	Warrant in Debt	WD	82	▲	+13.9%	+10
	Garnishment	GA	74	▲	+72.1%	+31
	Unlawful Detainer	UD	33	▼	-34.0%	-17
	Protective Order	PO	4	▲	+100.0%	+2
	Admin License	AL	2	▲	-	+2
	Preliminary Protective Order	PP	2	▼	-77.8%	-7
	Show Cause	SC	2	▼	-50.0%	-2
	Motion for Judgment	MJ	1	▲	-	+1
	Other	OT	1	▼	-66.7%	-2
	Overweight	OC	1	▲	-	+1
	Impoundment	IM	0	▼	-100.0%	-1
	Interrogatory	IN	0	▼	-100.0%	-3
	Restricted Operators License	RL	0	▼	-100.0%	-1
Total			202	▲	7.4%	+14
GRAND TOTAL			1,456	▲	100.3%	+729

Filings by Major Case Category**

Category	Summary	Change	% Change	Absolute Change
Felony	31	▲		0
Garnishment	74	▼	+60.9%	+28
General Civil	84	▲	+15.1%	+11
Infraction/Civil Violation	950	▲	+158.2%	+582
Landlord /Tenant	33	▼	-34.0%	-17
Misdemeanor	250	▲	+110.1%	+131
Other	28	▲	-3.4%	-1
Protective Orders	6	▲	-45.5%	-5
GRAND TOTAL	1,456	▲	100.3%	+729

* Compared to same time period as previous year

** Case Type Categories are defined in the 2017 Virginia Judicial Workload Assessment
 Source: SCV-SQL-Information

2024 Overall GRAND TOTAL		Distribution of Caseload			Change*		Percentage (%) of Caseload		
143	+43	Criminal	16	11%	-15.8% ▼	-3	Criminal	2023	2024
		Traffic	113	79%	126.0% ▲	+63	Traffic	19.0%	11.2%
		Civil	14	10%	-54.8% ▼	-17	Civil	50.0%	79.0%
		GRAND TOTAL	143	100%	43.0% ▲	+43	GRAND TOTAL	100%	100%

Filings by Division & Code

Division	Case Type Description	Code	Summary	Change	% Change	Absolute Change
Criminal	Misdemeanor	M	10	▼	-28.6%	-4
	Show Cause	SC	3	▲	-	+3
	Capias	CA	1	▲	-	+1
	Civil Violation	CV	1	▼	-50.0%	-1
	Felony	F	1	▼	-66.7%	-2
	Total			16	▼	-15.8%
Traffic	Infraction	I	94	▲	+141.0%	+55
	Misdemeanor	M	17	▲	+54.5%	+6
	Capias	CA	1	▲	-	+1
	Show Cause	SC	1	▲	-	+1
	Total			113	▲	126.0%
Civil	Warrant in Debt	WD	6	▼	-62.5%	-10
	Garnishment	GA	2	▼	-60.0%	-3
	Motion for Judgment	MJ	2	▲	-	+2
	Unlawful Detainer	UD	2	▲	+100.0%	+1
	Admin License	AL	1	▲	-	+1
	Detinue	DT	1	▲	-	+1
	Other	OT	0	▼	-100.0%	-4
	Overweight	OC	0	▼	-100.0%	-1
	Preliminary Protective Order	PP	0	▼	-100.0%	-2
	Protective Order	PO	0	▼	-100.0%	-2
	Total			14	▼	-54.8%
GRAND TOTAL			143	▲	43.0%	+43

Filings by Major Case Category**

Category	Summary	Change	% Change	Absolute Change	
Felony	1	▼	-66.7%	-2	
Garnishment	2	▼	-60.0%	-3	
General Civil	9	▲	-43.8%	-7	
Infraction/Civil Violation	95	▼	+126.2%	+53	
Landlord /Tenant	2	▲	+100.0%	+1	
Misdemeanor	27	▲	+8.0%	+2	
Other	7	▲	+75.0%	+3	
Protective Orders	0	▼	-100.0%	-4	
GRAND TOTAL		143	▲	43.0%	+43

* Compared to same time period as previous year

** Case Type Categories are defined in the 2017 Virginia Judicial Workload Assessment
 Source: SCV-SQL-Information

2024 Overall GRAND TOTAL		Distribution of Caseload		Change*		Percentage (%) of Caseload				
1,309	-180	Criminal	20	2%	-47.4%	▼	-18	Criminal	2023	2024
		Traffic	1,211	93%	-14.4%	▼	-204	Traffic	2.6%	1.5%
2024		Civil	77	6%	120.0%	▲	+42	Civil	95.0%	92.5%
2023		Civil Commitments	1	0%	0.0%	↔	0	Civil Commitments	2.4%	5.9%
		GRAND TOTAL	1,309	100%	-12.1%	▼	-180	GRAND TOTAL	0.1%	0.1%
								GRAND TOTAL	100%	100%

Filings by Division & Code

Division	Case Type Description	Code	Summary	Change	% Change	Absolute Change
Criminal	Misdemeanor	M	13	▼	-55.2%	-16
	Capias	CA	3	▲	+200.0%	+2
	Civil Violation	CV	2	▲	+100.0%	+1
	Felony	F	1	▼	-85.7%	-6
	Show Cause	SC	1	▲	-	+1
	Total			20	▼	-47.4%
Traffic	Infraction	I	969	▼	-6.3%	-65
	Misdemeanor	M	229	▼	-38.1%	-141
	Capias	CA	9	▲	+125.0%	+5
	Show Cause	SC	3	▼	-57.1%	-4
	Felony	F	1	▲	-	+1
	Total			1,211	▼	-14.4%
Civil	Warrant in Debt	WD	54	▲	+671.4%	+47
	Garnishment	GA	18	▲	+50.0%	+6
	Other	OT	2	▲	-	-
	Detinue	DT	1	↔	-	-
	Protective Order	PO	1	▼	-50.0%	-1
	Unlawful Detainer	UD	1	▼	-88.9%	-8
	Bond Forfeiture	BF	0	▼	-100.0%	-1
	Impoundment	IM	0	▼	-100.0%	-1
Total			77	▲	120.0%	+42
Civil Commitments	Temporary Detention Order	TD	1	↔	-	-
	Total		1		0.0%	0
GRAND TOTAL			1,309	▼	-12.1%	-180

Filings by Major Case Category**

Category	Summary	Change	% Change	Absolute Change
Felony	2	▲	-71.4%	-5
Garnishment	18	▲	+50.0%	+6
General Civil	55	▲	+450.0%	+45
Infraction/Civil Violation	971	▲	-6.2%	-64
Landlord /Tenant	1	▼	-88.9%	-8
Misdemeanor	242	▼	-39.3%	-157
Other	19	▲	+26.7%	+4
Protective Orders	1	▼	-50.0%	-1
GRAND TOTAL	1,309	▼	-12.1%	-180

* Compared to same time period as previous year

** Case Type Categories are defined in the 2017 Virginia Judicial Workload Assessment

2024 Overall GRAND TOTAL		Distribution of Caseload			Change*		Percentage (%) of Caseload			
2,649	-397	Civil	2,649	100%	-9.8%	▼	-289	Civil	96.5%	100.0%
		Civil Commitments	0	0%	-100.0%	▼	-108	Civil Commitments	3.5%	0.0%
		GRAND TOTAL	2,649	100%	-13.0%	▼	-397	GRAND TOTAL	100%	100%



Filings by Division & Code



Division	Case Type Description	Code	Summary	Change	% Change	Absolute Change
Civil	Unlawful Detainer	UD	1,132	▲	+10.9%	+111
	Garnishment	GA	744	▼	-37.8%	-453
	Warrant in Debt	WD	571	▲	+53.1%	+198
	Motion for Judgment	MJ	76	▲	+5.6%	+4
	Preliminary Protective Order	PP	35	▲	+2.9%	+1
	Show Cause	SC	32	▼	-55.6%	-40
	Protective Order	PO	19	▼	-29.6%	-8
	Interrogatory	IN	18	▼	-10.0%	-2
	Abstract	AJ	12	▼	-69.2%	-27
	Other	OT	4	▼	-94.7%	-71
	Detinue	DT	3	▼	-25.0%	-1
	Tenants Assertion	TA	3	↔		-
	Counter Claim	CC	0	▼	-100.0%	-1
	Total		2,649	▼	-9.8%	-289
Civil Commitments	Emergency Custody Order	EC	0	▼	-100.0%	-36
	Temporary Detention Order	TD	0	▼	-100.0%	-72
	Total		0	▼	-100.0%	-108
	GRAND TOTAL		2,649	▼	-13.0%	-397

Filings by Major Case Category**

Category	Summary	Change	% Change	Absolute Change
Garnishment	762	▼	-37.4%	-455
General Civil	651	▲	+44.7%	+201
Landlord /Tenant	1,135	▲	+10.8%	+111
Other	47	▼	-84.0%	-247
Protective Orders	54	▼	-11.5%	-7
	GRAND TOTAL	▼	-13.0%	-397

* Compared to same time period as previous year

** Case Type Categories are defined in the 2017 Virginia Judicial Workload Assessment
 Source: SCV-SQL-Information

2024 Overall GRAND TOTAL		Distribution of Caseload			Change*		Percentage (%) of Caseload		
818	+34	Criminal	785	96%	4.9% ▲	+37	Criminal	2023 95.4%	2024 96.0%
2024 		Traffic	30	4%	-16.7% ▼	-6	Traffic	4.6%	3.7%
2023 		Civil	3	0%	- ▲	+3	Civil	0.0%	0.4%
		GRAND TOTAL	818	100%	4.3% ▲	+34	GRAND TOTAL	100%	100%

Filings by Division & Code

Division	Case Type Description	Code	Summary	Change	% Change	Absolute Change
Criminal	Misdemeanor	M	544	▲	+4.4%	+23
	Felony	F	212	▲	+7.6%	+15
	Civil Violation	CV	12	▲	+71.4%	+5
	Capias	CA	9	↔	-	-
	Show Cause	SC	8	▼	-42.9%	-6
	Total			785	▲	4.9%
Traffic	Infraction	I	18	▼	-18.2%	-4
	Misdemeanor	M	11	▼	-21.4%	-3
	Felony	F	1	▲	-	+1
	Total		30	▼	-16.7%	-6
Civil	Bond Forfeiture	BF	3	▲	-	+3
	Total		3	▲	-	+3
GRAND TOTAL			818	▲	4.3%	+34

Filings by Major Case Category**

Category	Summary	Change	% Change	Absolute Change
Felony	213	▲	+8.1%	+16
Infraction/Civil Violation	30	▲	+3.4%	+1
Misdemeanor	555	▼	+3.7%	+20
Other	20	▲	-13.0%	-3
GRAND TOTAL	818	▲	4.3%	+34

* Compared to same time period as previous year

** Case Type Categories are defined in the 2017 Virginia Judicial Workload Assessment

Source: SCV-SQL-Information

2024 Overall GRAND TOTAL		Distribution of Caseload			Change*		Percentage (%) of Caseload		
1,769	+274	Criminal	164	9%	26.2% ▲	+34	Criminal	2023 8.7%	2024 9.3%
2024		Traffic	1,557	88%	17.5% ▲	+232	Traffic	88.6%	88.0%
2023		Civil	48	3%	20.0% ▲	+8	Civil	2.7%	2.7%
		GRAND TOTAL	1,769	100%	18.3% ▲	+274	GRAND TOTAL	100%	100%

Filings by Division & Code

Division	Case Type Description	Code	Summary	Change	% Change	Absolute Change
Criminal	Misdemeanor	M	115	▲	+12.7%	+13
	Civil Violation	CV	26	▲	+116.7%	+14
	Felony	F	12	▲	+71.4%	+5
	Show Cause	SC	10	▲	+66.7%	+4
	Capias	CA	1	↔		-
	Restricted Operators License	RL	0	▼	-100.0%	-2
	Total			164	▲	26.2%
Traffic	Infraction	I	1,123	▲	+27.3%	+241
	Misdemeanor	M	389	▼	-1.8%	-7
	Other	O	33	▼	-17.5%	-7
	Felony	F	8	▲	+60.0%	+3
	Civil Violation	CV	3	▲	-	+3
	Restricted Operators License	RL	1	▲	-	+1
	Capias	CA	0	▼	-100.0%	-1
	Show Cause	SC	0	▼	-100.0%	-1
Total			1,557	▲	17.5%	+232
Civil	Admin License	AL	36	▲	+9.1%	+3
	Bond Forfeiture	BF	5	▲	+400.0%	+4
	Impoundment	IM	5	↔		-
	Other	OT	2	▲	+100.0%	+1
Total			48	▲	20.0%	+8
GRAND TOTAL			1,769	▲	18.3%	+274



Filings by Major Case Category**

Category	Summary	Change	% Change	Absolute Change
Felony	20	▲	+66.7%	+8
General Civil	2	▲	+100.0%	+1
Infraction/Civil Violation	1,185	▲	+26.9%	+251
Misdemeanor	505	▲	+1.0%	+5
Other	57	▲	+18.8%	+9
GRAND TOTAL	1,769	▲	18.3%	+274

* Compared to same time period as previous year

** Case Type Categories are defined in the 2017 Virginia Judicial Workload Assessment

Source: SCV-SQL-Information

2024 Overall GRAND TOTAL		Distribution of Caseload			Change*		Percentage (%) of Caseload		
4,526	+1,208	Criminal	600	13%	43.2% ▲	+181	Criminal	2023	2024
		Traffic	1,422	31%	54.6% ▲	+502	Traffic	12.6%	13.3%
		Civil	2,273	50%	27.3% ▲	+488	Civil	27.7%	31.4%
		Civil Commitments	231	5%	19.1% ▲	+37	Civil Commitments	53.8%	50.2%
		GRAND TOTAL	4,526	100%	36.4% ▲	+1,208	GRAND TOTAL	100%	100%

Filings by Division & Code

Division	Case Type Description	Code	Summary	Change	% Change	Absolute Change
Criminal	Misdemeanor	M	394	▲	+44.9%	+122
	Felony	F	155	▲	+84.5%	+71
	Show Cause	SC	22	▼	-43.6%	-17
	Civil Violation	CV	15	▲	+36.4%	+4
	Capias	CA	14	▲	+7.7%	+1
	Total			600	▲	43.2%
Traffic	Infraction	I	1,040	▲	+68.6%	+423
	Misdemeanor	M	367	▲	+25.7%	+75
	Felony	F	6	▲	+100.0%	+3
	Capias	CA	4	▲	-	+4
	Show Cause	SC	4	▲	+33.3%	+1
	Restricted Operators License	RL	1	▼	-80.0%	-4
	Total			1,422	▲	54.6%
Civil	Unlawful Detainer	UD	733	▲	+40.4%	+211
	Warrant in Debt	WD	685	▲	+18.9%	+109
	Garnishment	GA	604	▲	+35.7%	+159
	Preliminary Protective Order	PP	48	▲	+9.1%	+4
	Other	OT	47	▲	-2.1%	-1
	Bond Forfeiture	BF	30	▲	+275.0%	+22
	Protective Order	PO	27	▲	+22.7%	+5
	Show Cause	SC	27	▲	+58.8%	+10
	Admin License	AL	25	▲	+25.0%	+5
	Abstract	AJ	17	▼	-5.6%	-1
	Detinue	DT	15	▼	-44.4%	-12
	Interrogatory	IN	5	▼	-50.0%	-5
	Tenants Assertion	TA	5	▼	-16.7%	-1
	Capias	CA	2	↔	-	-
	Counter Claim	CC	2	▲	+100.0%	+1
	Petition-Restore Arms	PR	1	▲	-	+1
	Motion for Judgment	MJ	0	▼	-100.0%	-19
Total			2,273	▲	27.3%	+488
Civil Commitments	Mental Commitment	MC	101	▼	-12.9%	-15
	Temporary Detention Order	TD	75	▲	+44.2%	+23
	Emergency Custody Order	EC	37	▲	+184.6%	+24
	Other	OT	11	▲	+120.0%	+6
	Medical Emergency Temporary Detention Order	MT	7	↔	-	-
	Medical Emergency Custody Order	ME	0	▼	-100.0%	-1
Total			231	▲	19.1%	+37
GRAND TOTAL			4,526	▲	36.4%	+1,208

Filings by Major Case Category**

Category	Summary	Change	% Change	Absolute Change
Felony	161	▲	+85.1%	+74
Garnishment	609	▼	+33.8%	+154
General Civil	715	▲	+13.9%	+87
Infraction/Civil Violation	1,055	▲	+68.0%	+427
Involuntary Civil Commitments	11	▲	+120.0%	+6
Landlord /Tenant	738	▲	+39.8%	+210

* Compared to same time period as previous year

** Case Type Categories are defined in the 2017 Virginia Judicial Workload Assessment

Source: SCV-SQL-Information

CPSS - GCMS CASELOAD STATISTICS OF THE GENERAL DISTRICT COURTS

January 2024 thru January 2024 Filings (Compared to January 2023 thru January 2023)

Hampton

District: 8 FIPS: 650

Misdemeanor	762	▼	+33.9%	+193
Other	400	▲	+13.6%	+48
Protective Orders	75	▲	+13.6%	+9
GRAND TOTAL	4,526	▲	36.4%	+1,208

* Compared to same time period as previous year

** Case Type Categories are defined in the 2017 Virginia Judicial Workload Assessment
Source: SCV-SQL-Information

2024 Overall GRAND TOTAL		Distribution of Caseload			Change*		Percentage (%) of Caseload		
103	+45	Criminal	18	17%	28.6% ▲	+4	Criminal	2023	2024
2024		Traffic	57	55%	200.0% ▲	+38	Traffic	24.1%	17.5%
2023		Civil	28	27%	12.0% ▲	+3	Civil	32.8%	55.3%
		GRAND TOTAL	103	100%	77.6% ▲	+45	GRAND TOTAL	100%	100%

Filings by Division & Code



Division	Case Type Description	Code	Summary	Change	% Change	Absolute Change
Criminal	Misdemeanor	M	14	▲	+16.7%	+2
	Felony	F	2	▲	+100.0%	+1
	Capias	CA	1	↔	-	-
	Restricted Operators License	RL	1	▲	-	+1
	Total		18	▲	28.6%	+4
Traffic	Infraction	I	50	▲	+316.7%	+38
	Misdemeanor	M	6	▼	-14.3%	-1
	Show Cause	SC	1	▲	-	+1
	Total		57	▲	200.0%	+38
Civil	Garnishment	GA	16	▲	+33.3%	+4
	Warrant in Debt	WD	7	▲	+16.7%	+1
	Preliminary Protective Order	PP	2	▼	-33.3%	-1
	Protective Order	PO	2	▲	+100.0%	+1
	Other	OT	1	▼	-50.0%	-1
	Unlawful Detainer	UD	0	▼	-100.0%	-1
Total		28	▲	12.0%	+3	
GRAND TOTAL			103	▲	77.6%	+45

Filings by Major Case Category**

Category	Summary	Change	% Change	Absolute Change
Felony	2	▲	+100.0%	+1
Garnishment	16	▲	+33.3%	+4
General Civil	7	▲	+16.7%	+1
Infraction/Civil Violation	50	▲	+316.7%	+38
Landlord /Tenant	0	▼	-100.0%	-1
Misdemeanor	21	▲	+10.5%	+2
Other	3	▲	-	0
Protective Orders	4	▲	-	0
GRAND TOTAL	103	▲	77.6%	+45

* Compared to same time period as previous year

** Case Type Categories are defined in the 2017 Virginia Judicial Workload Assessment

2024 Overall GRAND TOTAL		Distribution of Caseload			Change*		Percentage (%) of Caseload		
1,075	-64	Criminal	194	18%	37.6% ▲	+53	Criminal	2023	2024
		Traffic	704	65%	-4.7% ▼	-35	Traffic	12.4%	18.0%
2024 		Civil	172	16%	-32.0% ▼	-81	Civil	64.9%	65.5%
2023 		Civil Commitments	5	0%	-16.7% ▼	-1	Civil Commitments	22.2%	16.0%
		GRAND TOTAL	1,075	100%	-5.6% ▼	-64	GRAND TOTAL	100%	100%

Filings by Division & Code

Division	Case Type Description	Code	Summary	Change	% Change	Absolute Change
Criminal	Misdemeanor	M	129	▲	+63.3%	+50
	Felony	F	38	▲	+22.6%	+7
	Show Cause	SC	12	▲	+9.1%	+1
	Capias	CA	9	▼	-47.1%	-8
	Civil Violation	CV	6	▲	+100.0%	+3
	Total			194	▲	37.6%
Traffic	Infraction	I	624	▼	-4.7%	-31
	Misdemeanor	M	75	↔	-	-
	Show Cause	SC	2	▼	-33.3%	-1
	Capias	CA	1	▼	-75.0%	-3
	Felony	F	1	▼	-50.0%	-1
	Restricted Operators License	RL	1	▲	-	+1
	Total			704	▼	-4.7%
Civil	Warrant in Debt	WD	74	▼	-15.9%	-14
	Garnishment	GA	48	▼	-5.9%	-3
	Unlawful Detainer	UD	19	▼	-53.7%	-22
	Admin License	AL	11	▼	-15.4%	-2
	Other	OT	9	▲	-52.6%	-10
	Preliminary Protective Order	PP	4	▼	-66.7%	-8
	Impoundment	IM	3	▼	-57.1%	-4
	Bond Forfeiture	BF	2	▲	-	+2
	Motion for Judgment	MJ	1	↔	-	-
	Protective Order	PO	1	▼	-80.0%	-4
	Abstract	AJ	0	▼	-100.0%	-2
	Detinue	DT	0	▼	-100.0%	-12
	Interrogatory	IN	0	▼	-100.0%	-2
	Total			172	▼	-32.0%
Civil Commitments	Temporary Detention Order	TD	3	↔	-	-
	Emergency Custody Order	EC	1	▼	-66.7%	-2
	Mental Commitment	MC	1	▲	-	+1
	Total			5	▼	-16.7%
GRAND TOTAL			1,075	▼	-5.6%	-64

Filings by Major Case Category**

Category	Summary	Change	% Change	Absolute Change
Felony	39	▼	+18.2%	+6
Garnishment	48	▼	-9.4%	-5
General Civil	76	▲	-24.8%	-25
Infraction/Civil Violation	630	▲	-4.3%	-28
Landlord /Tenant	19	▼	-53.7%	-22
Misdemeanor	205	▲	+33.1%	+51
Other	53	▲	-35.4%	-29
Protective Orders	5	▼	-70.6%	-12
GRAND TOTAL	1,075	▼	-5.6%	-64

* Compared to same time period as previous year

** Case Type Categories are defined in the 2017 Virginia Judicial Workload Assessment

2024 Overall GRAND TOTAL		Distribution of Caseload			Change*		Percentage (%) of Caseload			
255	-73	Criminal	20	8%	-35.5%	▼	-11	Criminal	2023: 9.5%	2024: 7.8%
		Traffic	213	84%	-21.4%	▼	-58	Traffic	82.6%	83.5%
2024		Civil	21	8%	-16.0%	▼	-4	Civil	7.6%	8.2%
2023		Civil Commitments	1	0%	0.0%		0	Civil Commitments	0.3%	0.4%
GRAND TOTAL		GRAND TOTAL	255	100%	-22.3%	▼	-73	GRAND TOTAL	100%	100%

Filings by Division & Code



Division	Case Type Description	Code	Summary	Change	% Change	Absolute Change
Criminal	Misdemeanor	M	14	▼	-30.0%	-6
	Felony	F	5	▲	+150.0%	+3
	Civil Violation	CV	1	▼	-66.7%	-2
	Capias	CA	0	▼	-100.0%	-2
	Show Cause	SC	0	▼	-100.0%	-4
	Total			20	▼	-35.5%
Traffic	Infraction	I	189	▼	-21.3%	-51
	Misdemeanor	M	24	▼	-22.6%	-7
	Total		213	▼	-21.4%	-58
Civil	Warrant in Debt	WD	10	▲	+11.1%	+1
	Garnishment	GA	6	▼	-14.3%	-1
	Admin License	AL	1	▼	-50.0%	-1
	Detinue	DT	1	▲	-	+1
	Other	OT	1	↔	-	-
	Preliminary Protective Order	PP	1	▲	-	+1
	Unlawful Detainer	UD	1	▼	-75.0%	-3
	Protective Order	PO	0	▼	-100.0%	-2
Total			21	▼	-16.0%	-4
Civil Commitments	Temporary Detention Order	TD	1	↔	-	-
Total			1		0.0%	0
GRAND TOTAL			255	▼	-22.3%	-73

Filings by Major Case Category**

Category	Summary	Change	% Change	Absolute Change
Felony	5	▲	+150.0%	+3
Garnishment	6	▼	-14.3%	-1
General Civil	11	▲	+22.2%	+2
Infraction/Civil Violation	190	▼	-21.8%	-53
Landlord /Tenant	1	▼	-75.0%	-3
Misdemeanor	38	▼	-25.5%	-13
Other	3	▼	-70.0%	-7
Protective Orders	1	▲	-50.0%	-1
GRAND TOTAL	255	▼	-22.3%	-73

* Compared to same time period as previous year

** Case Type Categories are defined in the 2017 Virginia Judicial Workload Assessment
 Source: SCV-SQL-Information

2024 Overall GRAND TOTAL		Distribution of Caseload			Change*		Percentage (%) of Caseload		
365	-11	Criminal	38	10%	65.2% ▲	+15	Criminal	2023 6.1%	2024 10.4%
2024 		Traffic	270	74%	-5.3% ▼	-15	Traffic	75.8%	74.0%
2023 		Civil	57	16%	-16.2% ▼	-11	Civil	18.1%	15.6%
		GRAND TOTAL	365	100%	-2.9% ▼	-11	GRAND TOTAL	100%	100%

Filings by Division & Code



Division	Case Type Description	Code	Summary	Change	% Change	Absolute Change
Criminal	Misdemeanor	M	25	▲	+66.7%	+10
	Felony	F	6	▲	+100.0%	+3
	Capias	CA	4	▲	+33.3%	+1
	Show Cause	SC	2	▲	+100.0%	+1
	Civil Violation	CV	1	▲	-	+1
	Restricted Operators License	RL	0	▼	-100.0%	-1
	Total			38	▲	65.2%
Traffic	Infraction	I	237	▼	-5.2%	-13
	Misdemeanor	M	30	▼	-3.2%	-1
	Civil Violation	CV	2	▲	-	+2
	Capias	CA	1	▼	-75.0%	-3
Total			270	▼	-5.3%	-15
Civil	Garnishment	GA	24	▲	+50.0%	+8
	Warrant in Debt	WD	18	▼	-41.9%	-13
	Unlawful Detainer	UD	5	▼	-66.7%	-10
	Other	OT	4	▲	+100.0%	+2
	Admin License	AL	2	▲	-	+2
	Protective Order	PO	2	▲	+100.0%	+1
	Counter Claim	CC	1	▲	-	+1
	Preliminary Protective Order	PP	1	▼	-66.7%	-2
Total			57	▼	-16.2%	-11
GRAND TOTAL			365	▼	-2.9%	-11

Filings by Major Case Category**

Category	Summary	Change	% Change	Absolute Change
Felony	6	▲	+100.0%	+3
Garnishment	24	▲	+50.0%	+8
General Civil	19	▲	-38.7%	-12
Infraction/Civil Violation	240	▲	-4.0%	-10
Landlord /Tenant	5	▼	-66.7%	-10
Misdemeanor	55	▼	+17.0%	+8
Other	13	▲	+30.0%	+3
Protective Orders	3	▲	-25.0%	-1
GRAND TOTAL	365	▼	-2.9%	-11

* Compared to same time period as previous year

** Case Type Categories are defined in the 2017 Virginia Judicial Workload Assessment
 Source: SCV-SQL-Information

2024 Overall GRAND TOTAL		Distribution of Caseload			Change*		Percentage (%) of Caseload		
143	-9	Criminal	16	11%	77.8% ▲	+7	Criminal	2023	2024
		Traffic	102	71%	-19.0% ▼	-24	Traffic	5.9%	11.2%
		Civil	24	17%	50.0% ▲	+8	Civil	82.9%	71.3%
		Civil Commitments	1	1%	0.0%	0	Civil Commitments	10.5%	16.8%
		GRAND TOTAL	143	100%	-5.9% ▼	-9	GRAND TOTAL	100%	100%

Filings by Division & Code


Division	Case Type Description	Code	Summary	Change	% Change	Absolute Change
Criminal	Misdemeanor	M	13	▲	+62.5%	+5
	Capias	CA	1	▲	-	+1
	Civil Violation	CV	1	↔	-	-
	Felony	F	1	▲	-	+1
	Total		16	▲	77.8%	+7
Traffic	Infraction	I	78	▼	-26.4%	-28
	Misdemeanor	M	23	▲	+21.1%	+4
	Capias	CA	1	▲	-	+1
	Show Cause	SC	0	▼	-100.0%	-1
	Total		102	▼	-19.0%	-24
Civil	Warrant in Debt	WD	9	▲	+125.0%	+5
	Garnishment	GA	8	▲	+60.0%	+3
	Admin License	AL	3	▲	-	+3
	Unlawful Detainer	UD	3	↔	-	-
	Other	OT	1	↔	-	-
	Detinue	DT	0	▼	-100.0%	-1
	Preliminary Protective Order	PP	0	▼	-100.0%	-1
	Protective Order	PO	0	▼	-100.0%	-1
Total		24	▲	50.0%	+8	
Civil Commitments	Temporary Detention Order	TD	1	▲	-	+1
	Emergency Custody Order	EC	0	▼	-100.0%	-1
	Total		1		0.0%	0
GRAND TOTAL			143	▼	-5.9%	-9

Filings by Major Case Category**

Category	Summary	Change	% Change	Absolute Change
Felony	1	▲	-	+1
Garnishment	8	▲	+60.0%	+3
General Civil	9	▲	+80.0%	+4
Infraction/Civil Violation	79	▼	-26.2%	-28
Landlord /Tenant	3	↔	-	0
Misdemeanor	36	▲	+33.3%	+9
Other	7	▲	+133.3%	+4
Protective Orders	0	▼	-100.0%	-2
GRAND TOTAL	143	▼	-5.9%	-9

* Compared to same time period as previous year

** Case Type Categories are defined in the 2017 Virginia Judicial Workload Assessment
 Source: SCV-SQL-Information

2024 Overall GRAND TOTAL		Distribution of Caseload			Change*		Percentage (%) of Caseload		
91 +11 	Criminal	7	8%	40.0% ▲	+2	Criminal	2023	2024	
	Traffic	52	57%	-16.1% ▼	-10	Traffic	6.3%	7.7%	
	Civil	29	32%	123.1% ▲	+16	Civil	77.5%	57.1%	
	Civil Commitments	3	3%	- ▲	+3	Civil Commitments	16.3%	31.9%	
	GRAND TOTAL	91	100%	13.8% ▲	+11	GRAND TOTAL	0.0%	3.3%	
						GRAND TOTAL	100%	100%	

Filings by Division & Code



Division	Case Type Description	Code	Summary	Change	% Change	Absolute Change
Criminal	Misdemeanor	M	4	▲	+300.0%	+3
	Felony	F	2	▲	+100.0%	+1
	Civil Violation	CV	1	▲	-	+1
	Capias	CA	0	▼	-100.0%	-3
	Total		7	▲	40.0%	+2
Traffic	Infraction	I	41	▼	-24.1%	-13
	Misdemeanor	M	11	▲	+57.1%	+4
	Show Cause	SC	0	▼	-100.0%	-1
	Total		52	▼	-16.1%	-10
Civil	Warrant in Debt	WD	13	▲	+333.3%	+10
	Unlawful Detainer	UD	4	▲	+33.3%	+1
	Other	OT	3	▲	-	-
	Abstract	AJ	2	▲	-	+2
	Garnishment	GA	2	▲	-	+2
	Preliminary Protective Order	PP	2	▼	-50.0%	-2
	Admin License	AL	1	▲	-	+1
	Bond Forfeiture	BF	1	▲	-	+1
	Impoundment	IM	1	▲	-	+1
Total		29	▲	123.1%	+16	
Civil Commitments	Emergency Custody Order	EC	2	▲	-	+2
	Temporary Detention Order	TD	1	▲	-	+1
	Total		3	▲	-	+3
GRAND TOTAL			91	▲	13.8%	+11

Filings by Major Case Category**

Category	Summary	Change	% Change	Absolute Change
Felony	2	▲	+100.0%	+1
Garnishment	2	▲	-	+2
General Civil	14	▲	+366.7%	+11
Infraction/Civil Violation	42	▲	-22.2%	-12
Landlord /Tenant	4	▲	+33.3%	+1
Misdemeanor	15	▲	+87.5%	+7
Other	10	▲	+42.9%	+3
Protective Orders	2	▼	-50.0%	-2
GRAND TOTAL	91	▲	13.8%	+11

* Compared to same time period as previous year

** Case Type Categories are defined in the 2017 Virginia Judicial Workload Assessment

2024 Overall GRAND TOTAL		Distribution of Caseload			Change*		Percentage (%) of Caseload		
917	-177	Criminal	127	14%	202.4% ▲	+85	Criminal	2023	2024
		Traffic	700	76%	-28.3% ▼	-276	Traffic	3.8%	13.8%
		Civil	89	10%	21.9% ▲	+16	Civil	89.2%	76.3%
		Civil Commitments	1	0%	-66.7% ▼	-2	Civil Commitments	6.7%	9.7%
		GRAND TOTAL	917	100%	-16.2% ▼	-177	GRAND TOTAL	0.3%	0.1%
							GRAND TOTAL	100%	100%

Filings by Division & Code


Division	Case Type Description	Code	Summary	Change	% Change	Absolute Change
Criminal	Misdemeanor	M	80	▲	+128.6%	+45
	Felony	F	32	▲	+433.3%	+26
	Capias	CA	7	▲	+600.0%	+6
	Show Cause	SC	5	▲	-	+5
	Civil Violation	CV	3	▲	-	+3
	Total			127	▲	202.4%
Traffic	Infraction	I	453	▼	-36.6%	-262
	Misdemeanor	M	226	▼	-6.2%	-15
	Capias	CA	11	▼	-8.3%	-1
	Show Cause	SC	8	↔	-	-
	Felony	F	2	▲	-	+2
	Total			700	▼	-28.3%
Civil	Warrant in Debt	WD	34	▲	+17.2%	+5
	Garnishment	GA	27	▲	+22.7%	+5
	Admin License	AL	7	▲	+133.3%	+4
	Other	OT	6	▼	+20.0%	+1
	Preliminary Protective Order	PP	5	▲	+150.0%	+3
	Interrogatory	IN	2	▲	-	+2
	Protective Order	PO	2	↔	-	-
	Show Cause	SC	2	▲	+100.0%	+1
	Unlawful Detainer	UD	2	▼	-50.0%	-2
	Abstract	AJ	1	▲	-	+1
	Motion for Judgment	MJ	1	▲	-	+1
	Counter Claim	CC	0	▼	-100.0%	-1
	Impoundment	IM	0	▼	-100.0%	-4
	Total			89	▲	21.9%
Civil Commitments	Temporary Detention Order	TD	1	↔	-	-
	Emergency Custody Order	EC	0	▼	-100.0%	-2
	Total		1	▼	-66.7%	-2
GRAND TOTAL			917	▼	-16.2%	-177

Filings by Major Case Category**

Category	Summary	Change	% Change	Absolute Change
Felony	34	▲	+466.7%	+28
Garnishment	29	▲	+31.8%	+7
General Civil	35	▲	+16.7%	+5
Infraction/Civil Violation	456	▲	-36.2%	-259
Landlord /Tenant	2	▼	-50.0%	-2
Misdemeanor	306	▲	+10.9%	+30
Other	48	▲	+29.7%	+11
Protective Orders	7	▲	+75.0%	+3
GRAND TOTAL	917	▼	-16.2%	-177

* Compared to same time period as previous year

** Case Type Categories are defined in the 2017 Virginia Judicial Workload Assessment

2024 Overall GRAND TOTAL		Distribution of Caseload			Change*		Percentage (%) of Caseload			
1,682	+237	Criminal	238	14%	-8.8%	▼	-23	Criminal	2023: 18.1%	2024: 14.1%
		Traffic	850	51%	43.3%	▲	+257	Traffic	41.0%	50.5%
2024		Civil	397	24%	2.6%	▲	+10	Civil	26.8%	23.6%
2023		Civil Commitments	197	12%	-3.4%	▼	-7	Civil Commitments	14.1%	11.7%
		GRAND TOTAL	1,682	100%	16.4%	▲	+237	GRAND TOTAL	100%	100%

Filings by Division & Code

Division	Case Type Description	Code	Summary	Change	% Change	Absolute Change
Criminal	Misdemeanor	M	140	▼	-7.3%	-11
	Felony	F	56	▼	-9.7%	-6
	Capias	CA	29	▲	+7.4%	+2
	Show Cause	SC	7	▼	-30.0%	-3
	Civil Violation	CV	5	▼	-44.4%	-4
	Motion	MO	1	▼	-50.0%	-1
	Total			238	▼	-8.8%
Traffic	Infraction	I	647	▲	+50.5%	+217
	Misdemeanor	M	191	▲	+26.5%	+40
	Show Cause	SC	7	▲	+16.7%	+1
	Capias	CA	3	▲	+50.0%	+1
	Felony	F	2	▼	-50.0%	-2
	Total			850	▲	43.3%
Civil	Warrant in Debt	WD	142	▲	+52.7%	+49
	Unlawful Detainer	UD	101	▼	-12.9%	-15
	Garnishment	GA	77	▲	+28.3%	+17
	Other	OT	34	▼	-38.2%	-21
	Preliminary Protective Order	PP	10	↔		-
	Interrogatory	IN	8	▲	-	+8
	Admin License	AL	7	▼	-58.8%	-10
	Protective Order	PO	7	▼	-36.4%	-4
	Abstract	AJ	4	▲	+33.3%	+1
	Impoundment	IM	3	▼	-50.0%	-3
	Show Cause	SC	3	↔		-
	Motion for Judgment	MJ	1	▼	-83.3%	-5
	Detinue	DT	0	▼	-100.0%	-1
	Tenants Assertion	TA	0	▼	-100.0%	-6
	Total			397	▲	2.6%
Civil Commitments	Mental Commitment	MC	122	▼	-3.9%	-5
	Other	OT	57	▲	+7.5%	+4
	Temporary Detention Order	TD	15	▼	-21.1%	-4
	Emergency Custody Order	EC	3	▼	-40.0%	-2
	Total			197	▼	-3.4%
GRAND TOTAL			1,682	▲	16.4%	+237

Filings by Major Case Category**

Category	Summary	Change	% Change	Absolute Change
Felony	58	▼	-12.1%	-8
Garnishment	85	▲	+41.7%	+25
General Civil	146	▼	+41.7%	+43
Infraction/Civil Violation	652	▲	+48.5%	+213
Involuntary Civil Commitments	57	▲	+7.5%	+4
Landlord /Tenant	101	▼	-17.2%	-21
Misdemeanor	331	▲	+9.6%	+29
Other	235	▼	-15.8%	-44
Protective Orders	17	▼	-19.0%	-4

* Compared to same time period as previous year



** Case Type Categories are defined in the 2017 Virginia Judicial Workload Assessment
 Source: SCV-SQL-Information

CPSS - GCMS CASELOAD STATISTICS OF THE GENERAL DISTRICT COURTS
January 2024 thru January 2024 Filings (Compared to January 2023 thru January 2023)

<i>GRAND TOTAL</i>	1,682	▲	16.4%	+237
---------------------------	--------------	---	-------	------

* Compared to same time period as previous year

** Case Type Categories are defined in the 2017 Virginia Judicial Workload Assessment
Source: SCV-SQL-Information

2024 Overall GRAND TOTAL		Distribution of Caseload			Change*		Percentage (%) of Caseload		
2,399	+936	Criminal	222	9%	-7.1% ▼	-17	Criminal	2023	2024
		Traffic	1,860	78%	103.3% ▲	+945	Traffic	16.3%	9.3%
		Civil	310	13%	2.0% ▲	+6	Civil	62.5%	77.5%
		Civil Commitments	7	0%	40.0% ▲	+2	Civil Commitments	20.8%	12.9%
		GRAND TOTAL	2,399	100%	64.0% ▲	+936	GRAND TOTAL	0.3%	0.3%
							GRAND TOTAL	100%	100%

Filings by Division & Code

Division	Case Type Description	Code	Summary	Change	% Change	Absolute Change
Criminal	Misdemeanor	M	118	▼	-16.3%	-23
	Felony	F	75	▲	+17.2%	+11
	Capias	CA	18	▲	+20.0%	+3
	Show Cause	SC	7	▼	-41.7%	-5
	Civil Violation	CV	4	▼	-42.9%	-3
	Total			222	▼	-7.1%
Traffic	Infraction	I	1,511	▲	+110.2%	+792
	Misdemeanor	M	339	▲	+87.3%	+158
	Felony	F	5	▲	+66.7%	+2
	Capias	CA	3	▼	-50.0%	-3
	Show Cause	SC	2	▼	-66.7%	-4
	Total			1,860	▲	103.3%
Civil	Warrant in Debt	WD	104	▼	-16.8%	-21
	Garnishment	GA	82	▲	+6.5%	+5
	Unlawful Detainer	UD	59	▲	+1.7%	+1
	Other	OT	16	▲	+60.0%	+6
	Impoundment	IM	10	▲	+25.0%	+2
	Admin License	AL	9	↔		-
	Protective Order	PO	9	▲	+125.0%	+5
	Abstract	AJ	8	▲	+300.0%	+6
	Preliminary Protective Order	PP	5	↔		-
	Interrogatory	IN	3	▲	-	+3
	Detinue	DT	2	▲	-	+2
	Motion for Judgment	MJ	1	↔		-
	Petition-Restore Arms	PR	1	▲	-	+1
	Show Cause	SC	1	↔		-
	Capias	CA	0	▼	-100.0%	-1
	Tenants Assertion	TA	0	▼	-100.0%	-1
	Zoning Violation	ZO	0	▼	-100.0%	-2
Total			310	▲	2.0%	+6
Civil Commitments	Temporary Detention Order	TD	4	▲	+33.3%	+1
	Emergency Custody Order	EC	3	▲	+200.0%	+2
	Medical Emergency Temporary Detention Order	MT	0	▼	-100.0%	-1
	Total			7	▲	40.0%
GRAND TOTAL			2,399	▲	64.0%	+936

Filings by Major Case Category**



Category	Summary	Change	% Change	Absolute Change
Felony	80	▲	+19.4%	+13
Garnishment	85	▲	+10.4%	+8
General Civil	109	▲	-14.8%	-19
Infraction/Civil Violation	1,515	▲	+108.7%	+789
Landlord /Tenant	59	▼		0
Misdemeanor	457	▼	+41.0%	+133
Other	80	▲	+9.6%	+7
Protective Orders	14	▲	+55.6%	+5
GRAND TOTAL	2,399	▲	64.0%	+936

* Compared to same time period as previous year

** Case Type Categories are defined in the 2017 Virginia Judicial Workload Assessment

* Compared to same time period as previous year

** Case Type Categories are defined in the 2017 Virginia Judicial Workload Assessment
Source: SCV-SQL-Information

2024 Overall GRAND TOTAL		Distribution of Caseload		Change*		Percentage (%) of Caseload		
329	+29	Criminal	45 14%	-2.2% ▼	-1	Criminal	2023 15.3%	2024 13.7%
		Traffic	218 66%	4.3% ▲	+9	Traffic	69.7%	66.3%
		Civil	65 20%	51.2% ▲	+22	Civil	14.3%	19.8%
		Civil Commitments	1 0%	-50.0% ▼	-1	Civil Commitments	0.7%	0.3%
		GRAND TOTAL	329 100%	9.7% ▲	+29	GRAND TOTAL	100%	100%

Filings by Division & Code

Division	Case Type Description	Code	Summary	Change	% Change	Absolute Change
Criminal	Misdemeanor	M	25	▼	-21.9%	-7
	Felony	F	11	▲	+175.0%	+7
	Capias	CA	5	↔	-	-
	Show Cause	SC	4	▲	+100.0%	+2
	Civil Violation	CV	0	▼	-100.0%	-3
	Total		45	▼	-2.2%	-1
Traffic	Infraction	I	168	▼	-5.6%	-10
	Misdemeanor	M	47	▲	+67.9%	+19
	Show Cause	SC	3	▲	+200.0%	+2
	Felony	F	0	▼	-100.0%	-2
	Total		218	▲	4.3%	+9
Civil	Warrant in Debt	WD	22	▲	+37.5%	+6
	Garnishment	GA	10	▼	-16.7%	-2
	Unlawful Detainer	UD	9	▲	+12.5%	+1
	Preliminary Protective Order	PP	7	▲	+600.0%	+6
	Other	OT	5	▲	+150.0%	+3
	Protective Order	PO	5	▲	+400.0%	+4
	Detinue	DT	3	▲	+200.0%	+2
	Admin License	AL	2	▲	+100.0%	+1
	Bond Forfeiture	BF	2	▲	-	+2
	Show Cause	SC	0	▼	-100.0%	-1
	Total		65	▲	51.2%	+22
Civil Commitments	Emergency Custody Order	EC	1	↔	-	-
	Temporary Detention Order	TD	0	▼	-100.0%	-1
	Total		1	▼	-50.0%	-1
GRAND TOTAL			329	▲	9.7%	+29

Filings by Major Case Category**

Category	Summary	Change	% Change	Absolute Change
Felony	11	▲	+83.3%	+5
Garnishment	10	▼	-16.7%	-2
General Civil	25	▲	+47.1%	+8
Infraction/Civil Violation	168	▼	-7.2%	-13
Landlord /Tenant	9	▲	+12.5%	+1
Misdemeanor	72	▲	+20.0%	+12
Other	22	▲	+57.1%	+8
Protective Orders	12	▲	+500.0%	+10
GRAND TOTAL	329	▲	9.7%	+29

* Compared to same time period as previous year

** Case Type Categories are defined in the 2017 Virginia Judicial Workload Assessment

2024 Overall GRAND TOTAL		Distribution of Caseload		Change*		Percentage (%) of Caseload			
363	+137	Criminal	44	12%	-12.0% ▼	-6	Criminal	2023: 22.1%	2024: 12.1%
2024		Traffic	224	62%	138.3% ▲	+130	Traffic	41.6%	61.7%
2023		Civil	95	26%	21.8% ▲	+17	Civil	34.5%	26.2%
		Civil Commitments	0	0%	-100.0% ▼	-4	Civil Commitments	1.8%	0.0%
		GRAND TOTAL	363	100%	60.6% ▲	+137	GRAND TOTAL	100%	100%

Filings by Division & Code

Division	Case Type Description	Code	Summary	Change	% Change	Absolute Change
Criminal	Misdemeanor	M	29	▼	-6.5%	-2
	Felony	F	8	▼	-20.0%	-2
	Show Cause	SC	4	↔		-
	Capias	CA	2	▼	-50.0%	-2
	Civil Violation	CV	1	↔		-
	Total		44	▼	-12.0%	-6
Traffic	Infraction	I	194	▲	+148.7%	+116
	Misdemeanor	M	28	▲	+75.0%	+12
	Felony	F	1	▲	-	+1
	Show Cause	SC	1	▲	-	+1
	Total		224	▲	138.3%	+130
Civil	Warrant in Debt	WD	46	▲	+39.4%	+13
	Garnishment	GA	30	▲	+11.1%	+3
	Impoundment	IM	8	▲	+700.0%	+7
	Admin License	AL	3	▲	+50.0%	+1
	Other	OT	3	▼	-25.0%	-1
	Protective Order	PO	3	▲	+200.0%	+2
	Preliminary Protective Order	PP	2	▼	-33.3%	-1
	Show Cause	SC	0	▼	-100.0%	-2
	Unlawful Detainer	UD	0	▼	-100.0%	-5
	Total		95	▲	21.8%	+17
Civil Commitments	Emergency Custody Order	EC	0	▼	-100.0%	-1
	Temporary Detention Order	TD	0	▼	-100.0%	-3
	Total		0	▼	-100.0%	-4
GRAND TOTAL			363	▲	60.6%	+137


Filings by Major Case Category**

Category	Summary	Change	% Change	Absolute Change
Felony	9	▲	-10.0%	-1
Garnishment	30	▲	+11.1%	+3
General Civil	46	▲	+39.4%	+13
Infraction/Civil Violation	195	▲	+146.8%	+116
Landlord /Tenant	0	▼	-100.0%	-5
Misdemeanor	57	▲	+21.3%	+10
Other	21	▲		0
Protective Orders	5	▲	+25.0%	+1
GRAND TOTAL	363	▲	60.6%	+137

* Compared to same time period as previous year

** Case Type Categories are defined in the 2017 Virginia Judicial Workload Assessment

Source: SCV-SQL-Information

2024 Overall GRAND TOTAL		Distribution of Caseload			Change*		Percentage (%) of Caseload		
424 +27 	Criminal	35	8%	-14.6% ▼	-6	Criminal	2023	2024	
	Traffic	347	82%	13.8% ▲	+42	Traffic	10.3%	8.3%	
	Civil	39	9%	-22.0% ▼	-11	Civil	76.8%	81.8%	
	Civil Commitments	3	1%	200.0% ▲	+2	Civil Commitments	12.6%	9.2%	
	GRAND TOTAL	424	100%	6.8% ▲	+27	GRAND TOTAL	0.3%	0.7%	
						GRAND TOTAL	100%	100%	

Filings by Division & Code



Division	Case Type Description	Code	Summary	Change	% Change	Absolute Change
Criminal	Felony	F	18	▲	+260.0%	+13
	Misdemeanor	M	13	▼	-56.7%	-17
	Show Cause	SC	3	▼	-25.0%	-1
	Capias	CA	1	▼	-50.0%	-1
	Total		35	▼	-14.6%	-6
Traffic	Infraction	I	287	▲	+15.7%	+39
	Misdemeanor	M	55	↔		-
	Show Cause	SC	3	▲	+200.0%	+2
	Capias	CA	2	▲	-	+2
	Felony	F	0	▼	-100.0%	-1
	Total		347	▲	13.8%	+42
Civil	Warrant in Debt	WD	20	▲	+300.0%	+15
	Garnishment	GA	10	▼	-23.1%	-3
	Unlawful Detainer	UD	4	▼	-33.3%	-2
	Bond Forfeiture	BF	1	▲	-	+1
	Detinue	DT	1	▲	-	+1
	Other	OT	1	▼	-88.9%	-8
	Preliminary Protective Order	PP	1	▼	-83.3%	-5
	Protective Order	PO	1	▼	-85.7%	-6
	Admin License	AL	0	▼	-100.0%	-1
	Impoundment	IM	0	▼	-100.0%	-3
Total		39	▼	-22.0%	-11	
Civil Commitments	Temporary Detention Order	TD	2	▲	+100.0%	+1
	Emergency Custody Order	EC	1	▲	-	+1
	Total		3	▲	200.0%	+2
GRAND TOTAL			424	▲	6.8%	+27

Filings by Major Case Category**

Category	Summary	Change	% Change	Absolute Change
Felony	18	▲	+200.0%	+12
Garnishment	10	▼	-23.1%	-3
General Civil	21	▲	+250.0%	+15
Infraction/Civil Violation	287	▲	+15.7%	+39
Landlord /Tenant	4	▼	-33.3%	-2
Misdemeanor	68	▼	-20.0%	-17
Other	14	▲	-30.0%	-6
Protective Orders	2	▼	-84.6%	-11
GRAND TOTAL	424	▲	6.8%	+27

* Compared to same time period as previous year

** Case Type Categories are defined in the 2017 Virginia Judicial Workload Assessment
 Source: SCV-SQL-Information

2024 Overall GRAND TOTAL		Distribution of Caseload			Change*		Percentage (%) of Caseload		
272	-27	Criminal	20	7%	42.9% ▲	+6	Criminal	2023	2024
		Traffic	207	76%	-18.5% ▼	-47	Traffic	4.7%	7.4%
		Civil	44	16%	46.7% ▲	+14	Civil	84.9%	76.1%
		Civil Commitments	1	0%	0.0%	0	Civil Commitments	10.0%	16.2%
		GRAND TOTAL	272	100%	-9.0% ▼	-27	GRAND TOTAL	100%	100%

Filings by Division & Code

Division	Case Type Description	Code	Summary	Change	% Change	Absolute Change
Criminal	Misdemeanor	M	16	▲	+220.0%	+11
	Felony	F	2	▼	-60.0%	-3
	Show Cause	SC	2	↔		-
	Capias	CA	0	▼	-100.0%	-2
	Total		20	▲	42.9%	+6
Traffic	Infraction	I	173	▼	-21.4%	-47
	Misdemeanor	M	31	▼	-3.1%	-1
	Show Cause	SC	2	↔		-
	Capias	CA	1	▲		+1
	Total		207	▼	-18.5%	-47
Civil	Warrant in Debt	WD	20	▲	+300.0%	+15
	Garnishment	GA	16	▲	+14.3%	+2
	Other	OT	2	▲	+100.0%	+1
	Abstract	AJ	1	▲		+1
	Detinue	DT	1	▲		+1
	Interrogatory	IN	1	▲		+1
	Preliminary Protective Order	PP	1	▼	-87.5%	-7
	Show Cause	SC	1	▲		+1
	Unlawful Detainer	UD	1	↔		-
	Impoundment	IM	0	▼	-100.0%	-1
Total		44	▲	46.7%	+14	
Civil Commitments	Emergency Custody Order	EC	1	▲		+1
	Temporary Detention Order	TD	0	▼	-100.0%	-1
	Total		1		0.0%	0
GRAND TOTAL			272	▼	-9.0%	-27



Filings by Major Case Category**

Category	Summary	Change	% Change	Absolute Change
Felony	2	▼	-60.0%	-3
Garnishment	17	▲	+21.4%	+3
General Civil	21	▲	+250.0%	+15
Infraction/Civil Violation	173	▼	-21.4%	-47
Landlord /Tenant	1	↔		0
Misdemeanor	47	▲	+27.0%	+10
Other	10	▲	+25.0%	+2
Protective Orders	1	▼	-87.5%	-7
GRAND TOTAL	272	▼	-9.0%	-27

* Compared to same time period as previous year

** Case Type Categories are defined in the 2017 Virginia Judicial Workload Assessment

Source: SCV-SQL-Information

2024 Overall GRAND TOTAL		Distribution of Caseload		Change*		Percentage (%) of Caseload		
914	+185	Criminal	163 18%	4.5% ▲	+7	Criminal	2023 21.4%	2024 17.8%
		Traffic	613 67%	42.6% ▲	+183	Traffic	59.0%	67.1%
		Civil	127 14%	-3.8% ▼	-5	Civil	18.1%	13.9%
		Civil Commitments	11 1%	0.0%	0	Civil Commitments	1.5%	1.2%
		GRAND TOTAL	914 100%	25.4% ▲	+185	GRAND TOTAL	100%	100%

Filings by Division & Code

Division	Case Type Description	Code	Summary	Change	% Change	Absolute Change
Criminal	Misdemeanor	M	108	▲	+11.3%	+11
	Felony	F	36	▲	+12.5%	+4
	Show Cause	SC	9	▼	-25.0%	-3
	Capias	CA	8	▼	-38.5%	-5
	Civil Violation	CV	2	↔		-
	Total			163	▲	4.5%
Traffic	Infraction	I	494	▲	+46.2%	+156
	Misdemeanor	M	111	▲	+37.0%	+30
	Show Cause	SC	5	▼	-16.7%	-1
	Capias	CA	2	▼	-33.3%	-1
	Civil Violation	CV	1	▲	-	+1
	Felony	F	0	▼	-100.0%	-2
	Total			613	▲	42.6%
Civil	Garnishment	GA	43	▲	+48.3%	+14
	Warrant in Debt	WD	40	▼	-28.6%	-16
	Admin License	AL	12	▲	+71.4%	+5
	Other	OT	10	▲	+11.1%	+1
	Unlawful Detainer	UD	9	▼	-18.2%	-2
	Preliminary Protective Order	PP	4	▼	-33.3%	-2
	Impoundment	IM	3	▲	-	+3
	Protective Order	PO	3	↔		-
	Detinue	DT	2	▼	-60.0%	-3
	Bond Forfeiture	BF	1	▼	-75.0%	-3
	Abstract	AJ	0	▼	-100.0%	-2
	Total			127	▼	-3.8%
Civil Commitments	Temporary Detention Order	TD	7	▲	+16.7%	+1
	Emergency Custody Order	EC	3	▼	-40.0%	-2
	Mental Commitment	MC	1	▲	-	+1
	Total			11		0.0%
GRAND TOTAL			914	▲	25.4%	+185

Filings by Major Case Category**

Category	Summary	Change	% Change	Absolute Change
Felony	36	▼	+5.9%	+2
Garnishment	43	▲	+48.3%	+14
General Civil	43	▲	-29.5%	-18
Infraction/Civil Violation	497	▲	+46.2%	+157
Landlord /Tenant	9	▼	-18.2%	-2
Misdemeanor	219	▲	+23.0%	+41
Other	60	▲	-10.4%	-7
Protective Orders	7	▼	-22.2%	-2
GRAND TOTAL	914	▲	25.4%	+185

* Compared to same time period as previous year

** Case Type Categories are defined in the 2017 Virginia Judicial Workload Assessment

Source: SCV-SQL-Information

2024 Overall GRAND TOTAL		Distribution of Caseload		Change*		Percentage (%) of Caseload			
199	+33	Criminal	29	15%	-9.4% ▼	-3	Criminal	2023 19.3%	2024 14.6%
2024		Traffic	123	62%	48.2% ▲	+40	Traffic	50.0%	61.8%
2023		Civil	47	24%	-7.8% ▼	-4	Civil	30.7%	23.6%
		GRAND TOTAL	199	100%	19.9% ▲	+33	GRAND TOTAL	100%	100%

Filings by Division & Code



Division	Case Type Description	Code	Summary	Change	% Change	Absolute Change
Criminal	Misdemeanor	M	17	▼	-10.5%	-2
	Felony	F	8	▼	-27.3%	-3
	Show Cause	SC	2	▲	+100.0%	+1
	Capias	CA	1	↔	-	-
	Civil Violation	CV	1	▲	-	+1
	Total		29	▼	-9.4%	-3
Traffic	Infraction	I	90	▲	+55.2%	+32
	Misdemeanor	M	32	▲	+28.0%	+7
	Show Cause	SC	1	▲	-	+1
	Total		123	▲	48.2%	+40
Civil	Garnishment	GA	18	▲	+28.6%	+4
	Warrant in Debt	WD	14	▼	-26.3%	-5
	Other	OT	6	▼	-25.0%	-2
	Unlawful Detainer	UD	5	▲	+66.7%	+2
	Protective Order	PO	2	↔	-	-
	Interrogatory	IN	1	▲	-	+1
	Preliminary Protective Order	PP	1	▼	-75.0%	-3
	Admin License	AL	0	▼	-100.0%	-1
	Total		47	▼	-7.8%	-4
	GRAND TOTAL		199	▲	19.9%	+33

Filings by Major Case Category**

Category	Summary	Change	% Change	Absolute Change
Felony	8	▼	-27.3%	-3
Garnishment	19	▲	+35.7%	+5
General Civil	14	▼	-26.3%	-5
Infraction/Civil Violation	91	▲	+56.9%	+33
Landlord /Tenant	5	▲	+66.7%	+2
Misdemeanor	49	▲	+11.4%	+5
Other	10	▲	-9.1%	-1
Protective Orders	3	▼	-50.0%	-3
	GRAND TOTAL	▲	19.9%	+33

* Compared to same time period as previous year

** Case Type Categories are defined in the 2017 Virginia Judicial Workload Assessment
 Source: SCV-SQL-Information

2024 Overall GRAND TOTAL		Distribution of Caseload			Change*		Percentage (%) of Caseload			
1,276	+170	Criminal	119	9%	-8.5%	▼	-11	Criminal	2023	2024
		Traffic	961	75%	17.1%	▲	+140	Traffic	11.8%	9.3%
		Civil	186	15%	22.4%	▲	+34	Civil	74.2%	75.3%
		Civil Commitments	10	1%	233.3%	▲	+7	Civil Commitments	13.7%	14.6%
		GRAND TOTAL	1,276	100%	15.4%	▲	+170	GRAND TOTAL	0.3%	0.8%
								GRAND TOTAL	100%	100%

Filings by Division & Code



Division	Case Type Description	Code	Summary	Change	% Change	Absolute Change
Criminal	Misdemeanor	M	69	▼	-16.9%	-14
	Felony	F	27	▲	+3.8%	+1
	Show Cause	SC	11	▼	-8.3%	-1
	Capias	CA	10	▲	+25.0%	+2
	Civil Violation	CV	2	▲	+100.0%	+1
	Total			119	▼	-8.5%
Traffic	Infraction	I	668	▲	+6.2%	+39
	Misdemeanor	M	282	▲	+50.8%	+95
	Show Cause	SC	6	▲	+200.0%	+4
	Capias	CA	3	▲	+50.0%	+1
	Felony	F	2	▲	+100.0%	+1
	Total			961	▲	17.1%
Civil	Warrant in Debt	WD	75	▲	+63.0%	+29
	Garnishment	GA	42	▲	+27.3%	+9
	Unlawful Detainer	UD	20	▼	-25.9%	-7
	Detinue	DT	17	▲	+6.3%	+1
	Admin License	AL	7	▲	+40.0%	+2
	Bond Forfeiture	BF	6	▼	-14.3%	-1
	Other	OT	6	▲	-25.0%	-2
	Preliminary Protective Order	PP	4	↔	-	-
	Impoundment	IM	3	▲	+200.0%	+2
	Motion for Judgment	MJ	2	▲	-	+2
	Protective Order	PO	2	↔	-	-
	Abstract	AJ	1	↔	-	-
	Show Cause	SC	1	▲	-	+1
	Interrogatory	IN	0	▼	-100.0%	-2
Total			186	▲	22.4%	+34
Civil Commitments	Temporary Detention Order	TD	6	▲	+100.0%	+3
	Emergency Custody Order	EC	4	▲	-	+4
	Total		10	▲	233.3%	+7
GRAND TOTAL			1,276	▲	15.4%	+170

Filings by Major Case Category**

Category	Summary	Change	% Change	Absolute Change	
Felony	29	▲	+7.4%	+2	
Garnishment	42	▼	+20.0%	+7	
General Civil	96	▲	+54.8%	+34	
Infraction/Civil Violation	670	▲	+6.3%	+40	
Landlord /Tenant	20	▼	-25.9%	-7	
Misdemeanor	351	▲	+30.0%	+81	
Other	62	▲	+26.5%	+13	
Protective Orders	6	↔	-	0	
GRAND TOTAL		1,276	▲	15.4%	+170

* Compared to same time period as previous year

** Case Type Categories are defined in the 2017 Virginia Judicial Workload Assessment
 Source: SCV-SQL-Information

2024 Overall GRAND TOTAL		Distribution of Caseload		Change*		Percentage (%) of Caseload			
570	-158	Criminal	93	16%	1.1% ▲	+1	Criminal	2023	2024
		Traffic	339	59%	-30.8% ▼	-151	Traffic	12.6%	16.3%
		Civil	131	23%	-2.2% ▼	-3	Civil	67.3%	59.5%
		Civil Commitments	7	1%	-41.7% ▼	-5	Civil Commitments	18.4%	23.0%
		GRAND TOTAL	570	100%	-21.7% ▼	-158	GRAND TOTAL	1.6%	1.2%
							GRAND TOTAL	100%	100%

Filings by Division & Code



Division	Case Type Description	Code	Summary	Change	% Change	Absolute Change
Criminal	Misdemeanor	M	64	▲	+39.1%	+18
	Felony	F	14	▼	-12.5%	-2
	Show Cause	SC	9	▼	-52.6%	-10
	Capias	CA	6	▼	-40.0%	-4
	Civil Violation	CV	0	▼	-100.0%	-1
	Total			93	▲	1.1%
Traffic	Infraction	I	287	▼	-35.1%	-155
	Misdemeanor	M	50	▲	+4.2%	+2
	Civil Violation	CV	1	▲	-	+1
	Felony	F	1	▲	-	+1
	Total			339	▼	-30.8%
Civil	Warrant in Debt	WD	32	▲	+39.1%	+9
	Garnishment	GA	23	▼	-28.1%	-9
	Unlawful Detainer	UD	23	▼	-45.2%	-19
	Admin License	AL	17	▲	+142.9%	+10
	Detinue	DT	15	▲	+25.0%	+3
	Other	OT	10	▼	-	-
	Protective Order	PO	5	▲	+25.0%	+1
	Preliminary Protective Order	PP	4	▲	+33.3%	+1
	Interrogatory	IN	2	▲	-	+2
	Impoundment	IM	0	▼	-100.0%	-1
Total			131	▼	-2.2%	-3
Civil Commitments	Temporary Detention Order	TD	4	▼	-33.3%	-2
	Emergency Custody Order	EC	3	▼	-40.0%	-2
	Medical Emergency Custody Order	ME	0	▼	-100.0%	-1
Total			7	▼	-41.7%	-5
GRAND TOTAL			570	▼	-21.7%	-158

Filings by Major Case Category**

Category	Summary	Change	% Change	Absolute Change
Felony	15	▲	-6.3%	-1
Garnishment	25	▲	-21.9%	-7
General Civil	47	▼	+27.0%	+10
Infraction/Civil Violation	288	▲	-35.0%	-155
Landlord /Tenant	23	▼	-45.2%	-19
Misdemeanor	114	▲	+21.3%	+20
Other	49	▼	-14.0%	-8
Protective Orders	9	▲	+28.6%	+2
GRAND TOTAL	570	▼	-21.7%	-158

* Compared to same time period as previous year

** Case Type Categories are defined in the 2017 Virginia Judicial Workload Assessment
 Source: SCV-SQL-Information

2024 Overall GRAND TOTAL		Distribution of Caseload		Change*		Percentage (%) of Caseload			
310	+24	Criminal	32	10%	-27.3% ▼	-12	Criminal	2023	2024
		Traffic	236	76%	25.5% ▲	+48	Traffic	15.4%	10.3%
		Civil	42	14%	-20.8% ▼	-11	Civil	65.7%	76.1%
		Civil Commitments	0	0%	-100.0% ▼	-1	Civil Commitments	18.5%	13.5%
		GRAND TOTAL	310	100%	8.4% ▲	+24	GRAND TOTAL	0.3%	0.0%
							GRAND TOTAL	100%	100%

Filings by Division & Code



Division	Case Type Description	Code	Summary	Change	% Change	Absolute Change
Criminal	Misdemeanor	M	19	▼	-38.7%	-12
	Felony	F	7	▼	-30.0%	-3
	Show Cause	SC	4	▲	+300.0%	+3
	Capias	CA	1	▲	-	+1
	Civil Violation	CV	1	▼	-50.0%	-1
	Total			32	▼	-27.3%
Traffic	Infraction	I	181	▲	+36.1%	+48
	Misdemeanor	M	53	▲	+3.9%	+2
	Capias	CA	1	▼	-66.7%	-2
	Show Cause	SC	1	↔	-	-
	Total			236	▲	25.5%
Civil	Warrant in Debt	WD	17	▼	-26.1%	-6
	Garnishment	GA	13	▼	-38.1%	-8
	Admin License	AL	5	▲	+150.0%	+3
	Unlawful Detainer	UD	3	▲	+50.0%	+1
	Abstract	AJ	2	▲	+100.0%	+1
	Impoundment	IM	1	▲	-	+1
	Protective Order	PO	1	▲	-	+1
	Other	OT	0	▼	-100.0%	-2
	Show Cause	SC	0	▼	-100.0%	-2
Total			42	▼	-20.8%	-11
Civil Commitments	Emergency Custody Order	EC	0	▼	-100.0%	-1
	Total			0	▼	-100.0%
GRAND TOTAL			310	▲	8.4%	+24

Filings by Major Case Category**

Category	Summary	Change	% Change	Absolute Change
Felony	7	▼	-30.0%	-3
Garnishment	13	▼	-38.1%	-8
General Civil	17	▼	-26.1%	-6
Infraction/Civil Violation	182	▼	+34.8%	+47
Landlord /Tenant	3	▲	+50.0%	+1
Misdemeanor	72	▼	-12.2%	-10
Other	15	▲	+15.4%	+2
Protective Orders	1	▲	-	+1
GRAND TOTAL	310	▲	8.4%	+24

* Compared to same time period as previous year

** Case Type Categories are defined in the 2017 Virginia Judicial Workload Assessment
 Source: SCV-SQL-Information

2024 Overall GRAND TOTAL		Distribution of Caseload			Change*		Percentage (%) of Caseload		
1,124	+119	Criminal	105	9%	29.6% ▲	+24	Criminal	2023 8.1%	2024 9.3%
		Traffic	799	71%	10.5% ▲	+76	Traffic	71.9%	71.1%
		Civil	152	14%	2.7% ▲	+4	Civil	14.7%	13.5%
		Civil Commitments	68	6%	28.3% ▲	+15	Civil Commitments	5.3%	6.0%
		GRAND TOTAL	1,124	100%	11.8% ▲	+119	GRAND TOTAL	100%	100%

Filings by Division & Code



Division	Case Type Description	Code	Summary	Change	% Change	Absolute Change
Criminal	Misdemeanor	M	59	▼	-6.3%	-4
	Felony	F	30	▲	+275.0%	+22
	Capias	CA	12	▲	+300.0%	+9
	Civil Violation	CV	2	▼	-66.7%	-4
	Show Cause	SC	2	▲	+100.0%	+1
	Total			105	▲	29.6%
Traffic	Infraction	I	568	▲	+9.9%	+51
	Misdemeanor	M	214	▲	+6.5%	+13
	Capias	CA	17	▲	+325.0%	+13
	Restricted Operators License	RL	0	▼	-100.0%	-1
	Total			799	▲	10.5%
Civil	Warrant in Debt	WD	71	▲	+97.2%	+35
	Garnishment	GA	42	▼	-4.5%	-2
	Unlawful Detainer	UD	16	▼	-65.2%	-30
	Other	OT	11	▲	+120.0%	+6
	Motion for Judgment	MJ	3	▲	-	+3
	Preliminary Protective Order	PP	3	▼	-40.0%	-2
	Admin License	AL	2	▼	-33.3%	-1
	Abstract	AJ	1	↔	-	-
	Detinue	DT	1	▼	-50.0%	-1
	Protective Order	PO	1	▼	-50.0%	-1
	Show Cause	SC	1	▼	-75.0%	-3
	Total			152	▲	2.7%
Civil Commitments	Other	OT	37	▲	+54.2%	+13
	Mental Commitment	MC	22	▲	+4.8%	+1
	Temporary Detention Order	TD	5	▲	+400.0%	+4
	Emergency Custody Order	EC	4	▼	-42.9%	-3
	Total			68	▲	28.3%
GRAND TOTAL			1,124	▲	11.8%	+119

Filings by Major Case Category**

Category	Summary	Change	% Change	Absolute Change
Felony	30	▲	+275.0%	+22
Garnishment	42	▼	-4.5%	-2
General Civil	75	▲	+97.4%	+37
Infraction/Civil Violation	570	▼	+9.0%	+47
Involuntary Civil Commitments	37	▲	+54.2%	+13
Landlord /Tenant	16	▼	-65.2%	-30
Misdemeanor	273	▼	+3.0%	+8
Other	77	▲	+54.0%	+27
Protective Orders	4	▼	-42.9%	-3
GRAND TOTAL	1,124	▲	11.8%	+119

* Compared to same time period as previous year

** Case Type Categories are defined in the 2017 Virginia Judicial Workload Assessment

2024 Overall GRAND TOTAL		Distribution of Caseload			Change*		Percentage (%) of Caseload		
501	+143	Criminal	66	13%	8.2% ▲	+5	Criminal	2023	2024
		Traffic	306	61%	47.8% ▲	+99	Traffic	17.0%	13.2%
		Civil	82	16%	28.1% ▲	+18	Civil	57.8%	61.1%
		Civil Commitments	47	9%	80.8% ▲	+21	Civil Commitments	17.9%	16.4%
		GRAND TOTAL	501	100%	39.9% ▲	+143	GRAND TOTAL	100%	100%

Filings by Division & Code



Division	Case Type Description	Code	Summary	Change	% Change	Absolute Change
Criminal	Misdemeanor	M	47	▲	+4.4%	+2
	Felony	F	12	↔		-
	Show Cause	SC	4	▲	+100.0%	+2
	Capias	CA	3	▲	+50.0%	+1
	Total		66	▲	8.2%	+5
Traffic	Infraction	I	240	▲	+45.5%	+75
	Misdemeanor	M	62	▲	+67.6%	+25
	Capias	CA	2	▲	-	+2
	Show Cause	SC	2	▼	-50.0%	-2
	Felony	F	0	▼	-100.0%	-1
	Total		306	▲	47.8%	+99
Civil	Warrant in Debt	WD	38	▲	+58.3%	+14
	Garnishment	GA	14	▼	-12.5%	-2
	Detinue	DT	11	▲	+175.0%	+7
	Other	OT	6	↔		-
	Unlawful Detainer	UD	5	▼	-61.5%	-8
	Preliminary Protective Order	PP	4	▲	+300.0%	+3
	Protective Order	PO	4	▲	-	+4
	Total		82	▲	28.1%	+18
Civil Commitments	Mental Commitment	MC	31	▲	+24.0%	+6
	Other	OT	11	▲	-	+11
	Temporary Detention Order	TD	4	▲	+300.0%	+3
	Emergency Custody Order	EC	1	▲	-	+1
	Total		47	▲	80.8%	+21
GRAND TOTAL			501	▲	39.9%	+143

Filings by Major Case Category**

Category	Summary	Change	% Change	Absolute Change
Felony	12	▼	-7.7%	-1
Garnishment	14	▼	-12.5%	-2
General Civil	49	▲	+75.0%	+21
Infraction/Civil Violation	240	▲	+45.5%	+75
Involuntary Civil Commitments	11	▲	-	+11
Landlord /Tenant	5	▼	-61.5%	-8
Misdemeanor	109	▲	+32.9%	+27
Other	53	▲	+32.5%	+13
Protective Orders	8	▲	+700.0%	+7
GRAND TOTAL	501	▲	39.9%	+143

* Compared to same time period as previous year

** Case Type Categories are defined in the 2017 Virginia Judicial Workload Assessment
 Source: SCV-SQL-Information

2024 Overall GRAND TOTAL		Distribution of Caseload			Change*		Percentage (%) of Caseload		
1,838	-268	Criminal	249	14%	33.2% ▲	+62	Criminal	2023 8.9%	2024 13.5%
		Traffic	637	35%	-38.0% ▼	-390	Traffic	48.8%	34.7%
		Civil	623	34%	0.2% ▲	+1	Civil	29.5%	33.9%
		Civil Commitments	329	18%	21.9% ▲	+59	Civil Commitments	12.8%	17.9%
		GRAND TOTAL	1,838	100%	-12.7% ▼	-268	GRAND TOTAL	100%	100%

Filings by Division & Code

Division	Case Type Description	Code	Summary	Change	% Change	Absolute Change
Criminal	Misdemeanor	M	126	▲	+20.0%	+21
	Felony	F	61	▲	+27.1%	+13
	Capias	CA	43	▲	+72.0%	+18
	Show Cause	SC	18	▲	+100.0%	+9
	Civil Violation	CV	1	▲	-	+1
	Total			249	▲	33.2%
Traffic	Infraction	I	408	▼	-46.0%	-347
	Misdemeanor	M	208	▼	-16.1%	-40
	Capias	CA	8	▲	+60.0%	+3
	Restricted Operators License	RL	5	▲	+66.7%	+2
	Felony	F	4	▼	-42.9%	-3
	Show Cause	SC	3	▲	-	+3
	Other	O	1	▼	-83.3%	-5
	Civil Violation	CV	0	▼	-100.0%	-3
Total			637	▼	-38.0%	-390
Civil	Unlawful Detainer	UD	267	▼	-15.8%	-50
	Garnishment	GA	149	▲	+16.4%	+21
	Warrant in Debt	WD	148	▲	+48.0%	+48
	Show Cause	SC	18	▼	-25.0%	-6
	Bond Forfeiture	BF	11	▲	+266.7%	+8
	Other	OT	11	▼	-57.7%	-15
	Preliminary Protective Order	PP	6	▼	-40.0%	-4
	Protective Order	PO	4	▲	+300.0%	+3
	Detinue	DT	3	▲	-	+3
	Motion for Judgment	MJ	3	↔	-	-
	Petition-Restore Arms	PR	2	▲	+100.0%	+1
	Interrogatory	IN	1	▲	-	+1
	Abstract	AJ	0	▼	-100.0%	-8
	Admin License	AL	0	▼	-100.0%	-1
Total			623	▲	0.2%	+1
Civil Commitments	Mental Commitment	MC	213	▲	+8.7%	+17
	Other	OT	97	▲	+44.8%	+30
	Temporary Detention Order	TD	14	▲	+133.3%	+8
	Emergency Custody Order	EC	5	▲	+400.0%	+4
Total			329	▲	21.9%	+59
GRAND TOTAL			1,838	▼	-12.7%	-268

Filings by Major Case Category**

Category	Summary	Change	% Change	Absolute Change
Felony	65	▼	+18.2%	+10
Garnishment	150	▲	+17.2%	+22
General Civil	156	▲	+47.2%	+50
Infraction/Civil Violation	410	▲	-46.3%	-354
Involuntary Civil Commitments	97	▲	+44.8%	+30
Landlord /Tenant	267	▼	-15.8%	-50
Misdemeanor	339	▲	-4.8%	-17
Other	344	▲	+13.9%	+42

* Compared to same time period as previous year


** Case Type Categories are defined in the 2017 Virginia Judicial Workload Assessment

CPSS - GCMS CASELOAD STATISTICS OF THE GENERAL DISTRICT COURTS
January 2024 thru January 2024 Filings (Compared to January 2023 thru January 2023)

Protective Orders	10	▲	-9.1%	-1
GRAND TOTAL	1,838	▼	-12.7%	-268

* Compared to same time period as previous year

** Case Type Categories are defined in the 2017 Virginia Judicial Workload Assessment
Source: SCV-SQL-Information

2024 Overall GRAND TOTAL		Distribution of Caseload		Change*		Percentage (%) of Caseload		
442	+133	Criminal	69 16%	13.1% ▲	+8	Criminal	2023 19.7%	2024 15.6%
		Traffic	316 71%	102.6% ▲	+160	Traffic	50.5%	71.5%
2024		Civil	54 12%	-38.6% ▼	-34	Civil	28.5%	12.2%
2023		Civil Commitments	3 1%	-25.0% ▼	-1	Civil Commitments	1.3%	0.7%
		GRAND TOTAL	442 100%	43.0% ▲	+133	GRAND TOTAL	100%	100%

Filings by Division & Code

Division	Case Type Description	Code	Summary	Change	% Change	Absolute Change
Criminal	Misdemeanor	M	38	▲	+26.7%	+8
	Felony	F	23	▲	+91.7%	+11
	Show Cause	SC	4	▼	-50.0%	-4
	Capias	CA	2	▼	-66.7%	-4
	Civil Violation	CV	2	▼	-60.0%	-3
	Total		69	▲	13.1%	+8
Traffic	Infraction	I	255	▲	+102.4%	+129
	Misdemeanor	M	55	▲	+96.4%	+27
	Show Cause	SC	4	▲	+100.0%	+2
	Capias	CA	2	▲	-	+2
	Total		316	▲	102.6%	+160
Civil	Warrant in Debt	WD	34	▲	+36.0%	+9
	Garnishment	GA	7	▼	-77.4%	-24
	Admin License	AL	5	▲	+66.7%	+2
	Impoundment	IM	3	▼	-25.0%	-1
	Unlawful Detainer	UD	2	▼	-80.0%	-8
	Detinue	DT	1	▲	-	+1
	Preliminary Protective Order	PP	1	▼	-50.0%	-1
	Protective Order	PO	1	▲	-	+1
	Interrogatory-Not	IC	0	▼	-100.0%	-1
	Other	OT	0	▼	-100.0%	-5
	Tenants Assertion	TA	0	▼	-100.0%	-1
	Zoning Violation	ZO	0	▼	-100.0%	-6
	Total		54	▼	-38.6%	-34
Civil Commitments	Temporary Detention Order	TD	2	▲	+100.0%	+1
	Emergency Custody Order	EC	1	↔	-	-
	Other	OT	0	▼	-100.0%	-2
	Total		3	▼	-25.0%	-1
GRAND TOTAL			442	▲	43.0%	+133

Filings by Major Case Category**

Category	Summary	Change	% Change	Absolute Change	
Felony	23	▲	+91.7%	+11	
Garnishment	7	▼	-77.4%	-24	
General Civil	35	▲	+40.0%	+10	
Infraction/Civil Violation	257	▲	+96.2%	+126	
Involuntary Civil Commitments	0	▼	-100.0%	-2	
Landlord /Tenant	2	▼	-81.8%	-9	
Misdemeanor	93	▲	+45.3%	+29	
Other	23	▲	-25.8%	-8	
Protective Orders	2	▲	-	0	
GRAND TOTAL		442	▲	43.0%	+133

* Compared to same time period as previous year

** Case Type Categories are defined in the 2017 Virginia Judicial Workload Assessment

2024 Overall GRAND TOTAL		Distribution of Caseload			Change*		Percentage (%) of Caseload			
6,835	-735	Criminal	960	14%	-9.3%	▼	-98	Criminal	2023 14.0%	2024 14.0%
		Traffic	2,794	41%	-26.9%	▼	-1,028	Traffic	50.5%	40.9%
2024		Civil	3,051	45%	15.4%	▲	+408	Civil	34.9%	44.6%
2023		Civil Commitments	30	0%	-36.2%	▼	-17	Civil Commitments	0.6%	0.4%
		GRAND TOTAL	6,835	100%	-9.7%	▼	-735	GRAND TOTAL	100%	100%

Filings by Division & Code

Division	Case Type Description	Code	Summary	Change	% Change	Absolute Change
Criminal	Misdemeanor	M	495	▼	-7.3%	-39
	Felony	F	324	▼	-10.2%	-37
	Capias	CA	94	▼	-12.1%	-13
	Show Cause	SC	35	↔		-
	Civil Violation	CV	10	▼	-47.4%	-9
	Motion	MO	2	↔		-
	Total			960	▼	-9.3%
Traffic	Infraction	I	1,600	▼	-31.7%	-742
	Misdemeanor	M	1,000	▼	-21.0%	-266
	Capias	CA	78	▼	-21.2%	-21
	Show Cause	SC	54	▲	+20.0%	+9
	Felony	F	29	▲	+7.4%	+2
	Motion	MO	17	▼	-10.5%	-2
	Civil Violation	CV	12	▼	-29.4%	-5
	Restricted Operators License	RL	4	▼	-33.3%	-2
	Other	O	0	▼	-100.0%	-1
Total			2,794	▼	-26.9%	-1,028
Civil	Warrant in Debt	WD	1,288	▲	+25.7%	+263
	Garnishment	GA	753	▲	+9.9%	+68
	Unlawful Detainer	UD	726	▲	+18.2%	+112
	Other	OT	61	▲	-26.5%	-22
	Admin License	AL	43	▼	-27.1%	-16
	Preliminary Protective Order	PP	37	▲	+2.8%	+1
	Protective Order	PO	34	▲	+13.3%	+4
	Show Cause	SC	31	▲	+14.8%	+4
	Motion for Judgment	MJ	23	▲	+91.7%	+11
	Detinue	DT	12	▼	-14.3%	-2
	Bond Forfeiture	BF	10	▼	-37.5%	-6
	Impoundment	IM	10	▲	+233.3%	+7
	Interrogatory	IN	10	▼	-16.7%	-2
	Abstract	AJ	7	▼	-65.0%	-13
	Capias	CA	2	↔		-
	Petition-Restore Arms	PR	2	▲	+100.0%	+1
	Counter Claim	CC	1	↔		-
	Tenants Assertion	TA	1	▼	-50.0%	-1
	Cross Claim	CR	0	▼	-100.0%	-1
Total			3,051	▲	15.4%	+408
Civil Commitments	Temporary Detention Order	TD	22	▼	-18.5%	-5
	Emergency Custody Order	EC	8	▼	-57.9%	-11
	Medical Emergency Custody Order	ME	0	▼	-100.0%	-1
Total			30	▼	-36.2%	-17
GRAND TOTAL			6,835	▼	-9.7%	-735

Filings by Major Case Category**

Category	Summary	Change	% Change	Absolute Change
Felony	353	▼	-9.0%	-35
Garnishment	763	▼	+9.5%	+66
General Civil	1,341	▲	+26.5%	+281

* Compared to same time period as previous year



** Case Type Categories are defined in the 2017 Virginia Judicial Workload Assessment

CPSS - GCMS CASELOAD STATISTICS OF THE GENERAL DISTRICT COURTS
 January 2024 thru January 2024 Filings (Compared to January 2023 thru January 2023)

Infraction/Civil Violation	1,622	▼	-31.8%	-757
Landlord /Tenant	727	▼	+18.0%	+111
Misdemeanor	1,499	▼	-17.0%	-307
Other	459	▼	-17.7%	-99
Protective Orders	71	▲	+7.6%	+5
GRAND TOTAL	6,835	▼	-9.7%	-735

* Compared to same time period as previous year

** Case Type Categories are defined in the 2017 Virginia Judicial Workload Assessment
 Source: SCV-SQL-Information

2024 Overall GRAND TOTAL		Distribution of Caseload			Change*		Percentage (%) of Caseload		
676	-191	Criminal	239	35%	18.3% ▲	+37	Criminal	2023	2024
		Traffic	251	37%	-50.3% ▼	-254	Traffic	23.3%	35.4%
		Civil	182	27%	19.0% ▲	+29	Civil	58.2%	37.1%
		Civil Commitments	4	1%	-42.9% ▼	-3	Civil Commitments	17.6%	26.9%
		GRAND TOTAL	676	100%	-22.0% ▼	-191	GRAND TOTAL	100%	100%

Filings by Division & Code



Division	Case Type Description	Code	Summary	Change	% Change	Absolute Change
Criminal	Misdemeanor	M	129	▲	+11.2%	+13
	Felony	F	63	▲	+57.5%	+23
	Capias	CA	25	▼	-19.4%	-6
	Show Cause	SC	14	▲	+27.3%	+3
	Civil Violation	CV	8	▲	+100.0%	+4
	Total			239	▲	18.3%
Traffic	Infraction	I	162	▼	-55.9%	-205
	Misdemeanor	M	79	▼	-38.8%	-50
	Capias	CA	7	↔		-
	Felony	F	2	▲	-	+2
	Show Cause	SC	1	↔		-
	Other	O	0	▼	-100.0%	-1
	Total			251	▼	-50.3%
Civil	Warrant in Debt	WD	72	▲	+89.5%	+34
	Garnishment	GA	48	▲	+2.1%	+1
	Unlawful Detainer	UD	43	▼	-12.2%	-6
	Admin License	AL	6	▲	+100.0%	+3
	Bond Forfeiture	BF	3	▲	+200.0%	+2
	Other	OT	3	▼	-25.0%	-1
	Impoundment	IM	2	▲	-	+2
	Motion for Judgment	MJ	2	▲	-	+2
	Preliminary Protective Order	PP	1	▼	-50.0%	-1
	Protective Order	PO	1	▼	-66.7%	-2
	Tenants Assertion	TA	1	▲	-	+1
	Abstract	AJ	0	▼	-100.0%	-3
	Show Cause	SC	0	▼	-100.0%	-3
	Total			182	▲	19.0%
Civil Commitments	Emergency Custody Order	EC	3	↔		-
	Temporary Detention Order	TD	1	▼	-75.0%	-3
	Total			4	▼	-42.9%
GRAND TOTAL			676	▼	-22.0%	-191

Filings by Major Case Category**

Category	Summary	Change	% Change	Absolute Change
Felony	65	▲	+62.5%	+25
Garnishment	48	▲	+2.1%	+1
General Civil	74	▲	+94.7%	+36
Infraction/Civil Violation	170	▼	-54.3%	-202
Landlord /Tenant	44	▲	-10.2%	-5
Misdemeanor	208	▼	-15.1%	-37
Other	65	▲	-8.5%	-6
Protective Orders	2	▼	-60.0%	-3
GRAND TOTAL	676	▼	-22.0%	-191

* Compared to same time period as previous year

** Case Type Categories are defined in the 2017 Virginia Judicial Workload Assessment

2024 Overall GRAND TOTAL		Distribution of Caseload			Change*		Percentage (%) of Caseload		
7,936	+1,751	Criminal	748	9%	-9.4% ▼	-78	Criminal	2023	2024
		Traffic	3,188	40%	73.6% ▲	+1,352	Traffic	13.4%	9.4%
		Civil	3,734	47%	12.5% ▲	+414	Civil	29.7%	40.2%
		Civil Commitments	266	3%	31.0% ▲	+63	Civil Commitments	53.7%	47.1%
		GRAND TOTAL	7,936	100%	28.3% ▲	+1,751	GRAND TOTAL	100%	100%

Filings by Division & Code

Division	Case Type Description	Code	Summary	Change	% Change	Absolute Change
Criminal	Misdemeanor	M	437	▼	-4.6%	-21
	Felony	F	191	▼	-23.3%	-58
	Capias	CA	86	▲	+30.3%	+20
	Show Cause	SC	24	▼	-11.1%	-3
	Civil Violation	CV	10	▼	-61.5%	-16
	Total			748	▼	-9.4%
Traffic	Infraction	I	2,324	▲	+110.5%	+1,220
	Misdemeanor	M	757	▲	+21.5%	+134
	Other	O	63	▲	+8.6%	+5
	Capias	CA	18	▼	-5.3%	-1
	Felony	F	11	▼	-21.4%	-3
	Show Cause	SC	8	▼	-27.3%	-3
	Restricted Operators License	RL	7	↔		-
	Total			3,188	▲	73.6%
Civil	Garnishment	GA	1,165	▲	+25.7%	+238
	Warrant in Debt	WD	1,130	▲	+15.8%	+154
	Unlawful Detainer	UD	1,113	▲	+0.9%	+10
	Other	OT	111	▲	+5.7%	+6
	Show Cause	SC	46	▲	+12.2%	+5
	Motion for Judgment	MJ	41	▲	+13.9%	+5
	Preliminary Protective Order	PP	39	▲	+11.4%	+4
	Detinue	DT	21	▼	-32.3%	-10
	Protective Order	PO	21	▲	+162.5%	+13
	Admin License	AL	14	▼	-12.5%	-2
	Interrogatory	IN	12	▲	+100.0%	+6
	Counter Claim	CC	8	▲	+60.0%	+3
	Tenants Assertion	TA	7	▼	-36.4%	-4
	Petition-Restore Arms	PR	3	▲	-	+3
	Abstract	AJ	1	▼	-94.1%	-16
	Capias	CA	1	↔		-
	Impoundment	IM	1	▲	-	+1
	Bond Forfeiture	BF	0	▼	-100.0%	-2
	Total			3,734	▲	12.5%
Civil Commitments	Mental Commitment	MC	150	▲	+30.4%	+35
	Temporary Detention Order	TD	105	▲	+31.3%	+25
	Emergency Custody Order	EC	11	▲	+37.5%	+3
	Total			266	▲	31.0%
GRAND TOTAL			7,936	▲	28.3%	+1,751

Filings by Major Case Category**

Category	Summary	Change	% Change	Absolute Change
Felony	202	▼	-23.2%	-61
Garnishment	1,177	▲	+26.2%	+244
General Civil	1,248	▲	+14.2%	+155
Infraction/Civil Violation	2,397	▲	+101.8%	+1,209
Landlord /Tenant	1,120	▼	+0.5%	+6
Misdemeanor	1,201	▲	+10.4%	+113
Other	531	▲	+14.7%	+68

* Compared to same time period as previous year

** Case Type Categories are defined in the 2017 Virginia Judicial Workload Assessment

CPSS - GCMS CASELOAD STATISTICS OF THE GENERAL DISTRICT COURTS
January 2024 thru January 2024 Filings (Compared to January 2023 thru January 2023)


Richmond

District: 13 FIPS: 760

Protective Orders	60	▲	+39.5%	+17
GRAND TOTAL	7,936	▲	28.3%	+1,751

* Compared to same time period as previous year

** Case Type Categories are defined in the 2017 Virginia Judicial Workload Assessment
Source: SCV-SQL-Information

2024 Overall GRAND TOTAL		Distribution of Caseload			Change*		Percentage (%) of Caseload		
9,629 +469 		Criminal	1,196	12%	9.9% ▲	+108	Criminal	2023: 11.9%	2024: 12.4%
		Traffic	4,756	49%	-0.3% ▼	-15	Traffic	52.1%	49.4%
		Civil	3,580	37%	12.1% ▲	+385	Civil	34.9%	37.2%
		Civil Commitments	97	1%	-8.5% ▼	-9	Civil Commitments	1.2%	1.0%
		GRAND TOTAL	9,629	100%	5.1% ▲	+469	GRAND TOTAL	100%	100%

Filings by Division & Code

Division	Case Type Description	Code	Summary	Change	% Change	Absolute Change
Criminal	Misdemeanor	M	657	▲	+10.8%	+64
	Felony	F	345	▲	+11.7%	+36
	Capias	CA	134	▲	+7.2%	+9
	Show Cause	SC	37	▼	-24.5%	-12
	Civil Violation	CV	23	▲	+91.7%	+11
	Total			1,196	▲	9.9%
Traffic	Infraction	I	3,621	▼	-2.6%	-97
	Misdemeanor	M	1,073	▲	+7.5%	+75
	Capias	CA	35	▲	+59.1%	+13
	Restricted Operators License	RL	10	▲	+100.0%	+5
	Show Cause	SC	10	▼	-23.1%	-3
	Felony	F	7	▼	-50.0%	-7
	Civil Violation	CV	0	▼	-100.0%	-1
	Total			4,756	▼	-0.3%
Civil	Warrant in Debt	WD	1,355	▲	+18.8%	+214
	Unlawful Detainer	UD	1,115	▲	+20.2%	+187
	Garnishment	GA	846	▼	-4.7%	-42
	Admin License	AL	55	▲	+41.0%	+16
	Other	OT	37	▲	+19.4%	+6
	Preliminary Protective Order	PP	33	▲	+57.1%	+12
	Motion for Judgment	MJ	29	▲	+45.0%	+9
	Detinue	DT	28	▼	-3.4%	-1
	Protective Order	PO	23	↔		-
	Show Cause	SC	16	▲	+14.3%	+2
	Tenants Assertion	TA	11	▲	+450.0%	+9
	Impoundment	IM	8	▲	+300.0%	+6
	Counter Claim	CC	5	▼	-37.5%	-3
	Overweight	OC	5	▲	+150.0%	+3
	Abstract	AJ	4	▼	-88.6%	-31
	Bond Forfeiture	BF	4	▼	-33.3%	-2
	Interrogatory	IN	2	▼	-33.3%	-1
	Interrogatory-Not	IC	2	▲	-	+2
	Emergency Substantial Risk Order	SR	1	▲	-	+1
	Restricted Operators License	RL	1	▲	-	+1
	Capias	CA	0	▼	-100.0%	-1
	Petition-Restore Arms	PR	0	▼	-100.0%	-2
	Total			3,580	▲	12.1%
Civil Commitments	Temporary Detention Order	TD	51	▼	-10.5%	-6
	Mental Commitment	MC	39	▲	+2.6%	+1
	Emergency Custody Order	EC	5	▼	-28.6%	-2
	Other	OT	2	▼	-33.3%	-1
	Medical Emergency Temporary Detention Order	MT	0	▼	-100.0%	-1
Total			97	▼	-8.5%	-9
GRAND TOTAL			9,629	▲	5.1%	+469

* Compared to same time period as previous year

** Case Type Categories are defined in the 2017 Virginia Judicial Workload Assessment



CPSS - GCMS CASELOAD STATISTICS OF THE GENERAL DISTRICT COURTS
 January 2024 thru January 2024 Filings (Compared to January 2023 thru January 2023)

Filings by Major Case Category**

Category	Summary	Change	% Change	Absolute Change
Felony	352	▼	+9.0%	+29
Garnishment	848	▼	-4.8%	-43
General Civil	1,419	▲	+18.5%	+222
Infraction/Civil Violation	3,649	▲	-2.3%	-84
Involuntary Civil Commitments	2	▼	-33.3%	-1
Landlord /Tenant	1,126	▲	+21.1%	+196
Misdemeanor	1,741	▲	+9.1%	+145
New to Workload Study	1	▲	-	+1
Other	435	▲	-1.8%	-8
Protective Orders	56	▲	+27.3%	+12
GRAND TOTAL	9,629	▲	5.1%	+469

* Compared to same time period as previous year

** Case Type Categories are defined in the 2017 Virginia Judicial Workload Assessment
 Source: SCV-SQL-Information

2024 Overall GRAND TOTAL		Distribution of Caseload			Change*		Percentage (%) of Caseload		
712	-327	Criminal	141	20%	34.3% ▲	+36	Criminal	2023	2024
		Traffic	549	77%	-33.7% ▼	-279	Traffic	10.1%	19.8%
		Civil	13	2%	-86.2% ▼	-81	Civil	79.7%	77.1%
		Civil Commitments	9	1%	-25.0% ▼	-3	Civil Commitments	9.0%	1.8%
		GRAND TOTAL	712	100%	-31.5% ▼	-327	GRAND TOTAL	100%	100%

Filings by Division & Code



Division	Case Type Description	Code	Summary	Change	% Change	Absolute Change
Criminal	Misdemeanor	M	96	▲	+28.0%	+21
	Felony	F	40	▲	+73.9%	+17
	Capias	CA	3	▼	-40.0%	-2
	Civil Violation	CV	2	▲	+100.0%	+1
	Show Cause	SC	0	▼	-100.0%	-1
	Total			141	▲	34.3%
Traffic	Infraction	I	413	▼	-42.3%	-303
	Misdemeanor	M	129	▲	+22.9%	+24
	Capias	CA	4	▼	-20.0%	-1
	Felony	F	2	▲	-	+2
	Show Cause	SC	1	▼	-50.0%	-1
	Total			549	▼	-33.7%
Civil	Other	OT	5	▼	-28.6%	-2
	Admin License	AL	4	▲	+300.0%	+3
	Preliminary Protective Order	PP	2	▼	-66.7%	-4
	Petition-Restore Arms	PR	1	▲	-	+1
	Protective Order	PO	1	▼	-80.0%	-4
	Counter Claim	CC	0	▼	-100.0%	-1
	Garnishment	GA	0	▼	-100.0%	-27
	Impoundment	IM	0	▼	-100.0%	-1
	Interrogatory	IN	0	▼	-100.0%	-1
	Unlawful Detainer	UD	0	▼	-100.0%	-7
	Warrant in Debt	WD	0	▼	-100.0%	-38
	Total			13	▼	-86.2%
Civil Commitments	Temporary Detention Order	TD	7	▼	-12.5%	-1
	Emergency Custody Order	EC	2	▼	-50.0%	-2
	Total		9	▼	-25.0%	-3
GRAND TOTAL			712	▼	-31.5%	-327

Filings by Major Case Category**

Category	Summary	Change	% Change	Absolute Change
Felony	42	▲	+82.6%	+19
Garnishment	0	▼	-100.0%	-28
General Civil	1	▲	-97.4%	-37
Infraction/Civil Violation	415	▲	-42.1%	-302
Landlord /Tenant	0	▼	-100.0%	-7
Misdemeanor	225	▲	+25.0%	+45
Other	26	▼	-25.7%	-9
Protective Orders	3	▼	-72.7%	-8
GRAND TOTAL		712	▼	-31.5%

* Compared to same time period as previous year

** Case Type Categories are defined in the 2017 Virginia Judicial Workload Assessment

2024 Overall GRAND TOTAL		Distribution of Caseload		Change*		Percentage (%) of Caseload		
664	+122	Criminal	81 12%	65.3% ▲	+32	Criminal	2023 9.0%	2024 12.2%
		Traffic	502 76%	22.1% ▲	+91	Traffic	75.8%	75.6%
		Civil	75 11%	-7.4% ▼	-6	Civil	14.9%	11.3%
		Civil Commitments	6 1%	500.0% ▲	+5	Civil Commitments	0.2%	0.9%
		GRAND TOTAL	664 100%	22.5% ▲	+122	GRAND TOTAL	100%	100%

Filings by Division & Code

Division	Case Type Description	Code	Summary	Change	% Change	Absolute Change
Criminal	Misdemeanor	M	65	▲	+71.1%	+27
	Felony	F	12	▲	+50.0%	+4
	Civil Violation	CV	4	▲	+300.0%	+3
	Capias	CA	0	▼	-100.0%	-2
	Total		81	▲	65.3%	+32
Traffic	Infraction	I	434	▲	+18.3%	+67
	Misdemeanor	M	64	▲	+56.1%	+23
	Show Cause	SC	2	▲	-	+2
	Civil Violation	CV	1	↔	-	-
	Felony	F	1	↔	-	-
	Capias	CA	0	▼	-100.0%	-1
	Total		502	▲	22.1%	+91
Civil	Garnishment	GA	24	▲	+118.2%	+13
	Warrant in Debt	WD	18	▼	-10.0%	-2
	Detinue	DT	10	▼	-9.1%	-1
	Unlawful Detainer	UD	8	▲	+14.3%	+1
	Other	OT	5	▲	-37.5%	-3
	Abstract	AJ	3	▲	-	+3
	Admin License	AL	3	↔	-	-
	Impoundment	IM	3	▲	+50.0%	+1
	Protective Order	PO	1	▼	-66.7%	-2
	Show Cause	SC	0	▼	-100.0%	-16
	Total		75	▼	-7.4%	-6
Civil Commitments	Emergency Custody Order	EC	3	▲	-	+3
	Temporary Detention Order	TD	3	▲	+200.0%	+2
	Total		6	▲	500.0%	+5
GRAND TOTAL			664	▲	22.5%	+122

Filings by Major Case Category**

Category	Summary	Change	% Change	Absolute Change
Felony	13	▲	+44.4%	+4
Garnishment	24	▲	+118.2%	+13
General Civil	29	▲	-6.5%	-2
Infraction/Civil Violation	439	▲	+19.0%	+70
Landlord /Tenant	8	▲	+14.3%	+1
Misdemeanor	129	▲	+63.3%	+50
Other	21	▲	-36.4%	-12
Protective Orders	1	▼	-66.7%	-2
GRAND TOTAL	664	▲	22.5%	+122

* Compared to same time period as previous year

** Case Type Categories are defined in the 2017 Virginia Judicial Workload Assessment
 Source: SCV-SQL-Information

2024 Overall GRAND TOTAL		Distribution of Caseload			Change*		Percentage (%) of Caseload		
1,690	+199	Criminal	282	17%	11.5% ▲	+29	Criminal	2023	2024
		Traffic	804	48%	9.5% ▲	+70	Traffic	49.2%	47.6%
		Civil	509	30%	33.6% ▲	+128	Civil	25.6%	30.1%
		Civil Commitments	95	6%	-22.8% ▼	-28	Civil Commitments	8.2%	5.6%
		GRAND TOTAL	1,690	100%	13.3% ▲	+199	GRAND TOTAL	100%	100%

Filings by Division & Code

Division	Case Type Description	Code	Summary	Change	% Change	Absolute Change
Criminal	Misdemeanor	M	169	▲	+7.6%	+12
	Felony	F	67	▲	+63.4%	+26
	Capias	CA	28	▲	+3.7%	+1
	Show Cause	SC	12	▼	-25.0%	-4
	Civil Violation	CV	6	▼	-50.0%	-6
	Total			282	▲	11.5%
Traffic	Infraction	I	614	▲	+3.7%	+22
	Misdemeanor	M	167	▲	+24.6%	+33
	Felony	F	11	▲	+450.0%	+9
	Capias	CA	9	▲	+80.0%	+4
	Restricted Operators License	RL	2	▲	-	+2
	Show Cause	SC	1	↔	-	-
	Total			804	▲	9.5%
Civil	Warrant in Debt	WD	250	▲	+81.2%	+112
	Unlawful Detainer	UD	95	▲	+48.4%	+31
	Garnishment	GA	64	▼	-31.9%	-30
	Other	OT	22	▲	-4.3%	-1
	Admin License	AL	20	▲	+185.7%	+13
	Bond Forfeiture	BF	15	▲	+50.0%	+5
	Impoundment	IM	12	▲	+20.0%	+2
	Preliminary Protective Order	PP	11	▼	-21.4%	-3
	Show Cause	SC	9	▲	+350.0%	+7
	Abstract	AJ	7	▲	+16.7%	+1
	Protective Order	PO	2	▲	+100.0%	+1
	Capias	CA	1	▲	-	+1
	Interrogatory	IN	1	↔	-	-
	Detinue	DT	0	▼	-100.0%	-10
	Tenants Assertion	TA	0	▼	-100.0%	-1
Total			509	▲	33.6%	+128
Civil Commitments	Mental Commitment	MC	54	▼	-25.0%	-18
	Other	OT	18	▲	+28.6%	+4
	Temporary Detention Order	TD	12	▼	-42.9%	-9
	Emergency Custody Order	EC	11	▼	-26.7%	-4
	Petition	PT	0	▼	-100.0%	-1
Total			95	▼	-22.8%	-28
GRAND TOTAL			1,690	▲	13.3%	+199

Filings by Major Case Category**

Category	Summary	Change	% Change	Absolute Change
Felony	78	▲	+81.4%	+35
Garnishment	65	▼	-31.6%	-30
General Civil	258	▲	+67.5%	+104
Infraction/Civil Violation	620	▼	+2.6%	+16
Involuntary Civil Commitments	18	▼	+20.0%	+3
Landlord /Tenant	95	▼	+46.2%	+30
Misdemeanor	338	▲	+16.2%	+47
Other	205	▲	-1.9%	-4

* Compared to same time period as previous year



** Case Type Categories are defined in the 2017 Virginia Judicial Workload Assessment

CPSS - GCMS CASELOAD STATISTICS OF THE GENERAL DISTRICT COURTS
January 2024 thru January 2024 Filings (Compared to January 2023 thru January 2023)

Protective Orders	13	▲	-13.3%	-2
GRAND TOTAL	1,690	▲	13.3%	+199

* Compared to same time period as previous year

** Case Type Categories are defined in the 2017 Virginia Judicial Workload Assessment
Source: SCV-SQL-Information

2024 Overall GRAND TOTAL		Distribution of Caseload			Change*		Percentage (%) of Caseload		
2,043	+205	Criminal	362	18%	39.2% ▲	+102	Criminal	2023	2024
		Traffic	1,188	58%	5.8% ▲	+65	Traffic	14.1%	17.7%
		Civil	482	24%	7.8% ▲	+35	Civil	61.1%	58.1%
		Civil Commitments	11	1%	37.5% ▲	+3	Civil Commitments	24.3%	23.6%
		GRAND TOTAL	2,043	100%	11.2% ▲	+205	GRAND TOTAL	0.4%	0.5%
							GRAND TOTAL	100%	100%

Filings by Division & Code

Division	Case Type Description	Code	Summary	Change	% Change	Absolute Change
Criminal	Misdemeanor	M	216	▲	+44.0%	+66
	Felony	F	93	▲	+60.3%	+35
	Capias	CA	33	↔		-
	Show Cause	SC	14	▲	+16.7%	+2
	Civil Violation	CV	6	▼	-14.3%	-1
	Total			362	▲	39.2%
Traffic	Infraction	I	762	▼	-3.2%	-25
	Misdemeanor	M	412	▲	+30.8%	+97
	Capias	CA	10	▲	+42.9%	+3
	Felony	F	2	▼	-71.4%	-5
	Restricted Operators License	RL	1	▼	-66.7%	-2
	Show Cause	SC	1	▼	-75.0%	-3
Total			1,188	▲	5.8%	+65
Civil	Warrant in Debt	WD	188	▲	+11.2%	+19
	Garnishment	GA	150	▼	-0.7%	-1
	Unlawful Detainer	UD	54	▼	-6.9%	-4
	Admin License	AL	14	▲	+27.3%	+3
	Other	OT	13	▲	+62.5%	+5
	Bond Forfeiture	BF	11	▼	-21.4%	-3
	Show Cause	SC	11	↔		-
	Preliminary Protective Order	PP	9	▲	+200.0%	+6
	Impoundment	IM	8	▲	+14.3%	+1
	Abstract	AJ	6	▲	+20.0%	+1
	Protective Order	PO	6	▼	-25.0%	-2
	Motion for Judgment	MJ	5	▲	-	+5
	Interrogatory	IN	4	▲	-	+4
	Detinue	DT	2	▲	+100.0%	+1
	Tenants Assertion	TA	1	↔		-
Total			482	▲	7.8%	+35
Civil Commitments	Temporary Detention Order	TD	7	▲	+16.7%	+1
	Emergency Custody Order	EC	2	↔		-
	Mental Commitment	MC	2	▲	-	+2
Total			11	▲	37.5%	+3
GRAND TOTAL			2,043	▲	11.2%	+205

Filings by Major Case Category**

Category	Summary	Change	% Change	Absolute Change
Felony	95	▼	+46.2%	+30
Garnishment	154	▲	+2.0%	+3
General Civil	197	▲	+13.9%	+24
Infraction/Civil Violation	768	▼	-3.3%	-26
Landlord /Tenant	55	▼	-6.8%	-4
Misdemeanor	629	▲	+34.4%	+161
Other	130	▲	+11.1%	+13
Protective Orders	15	▲	+36.4%	+4
GRAND TOTAL	2,043	▲	11.2%	+205

* Compared to same time period as previous year

** Case Type Categories are defined in the 2017 Virginia Judicial Workload Assessment

* Compared to same time period as previous year

** Case Type Categories are defined in the 2017 Virginia Judicial Workload Assessment
Source: SCV-SQL-Information

2024 Overall GRAND TOTAL		Distribution of Caseload			Change*		Percentage (%) of Caseload			
606	-77	Criminal	75	12%	-18.5%	▼	-17	Criminal	2023 13.5%	2024 12.4%
		Traffic	511	84%	-3.6%	▼	-19	Traffic	77.6%	84.3%
2024		Civil	17	3%	-67.9%	▼	-36	Civil	7.8%	2.8%
2023		Civil Commitments	3	0%	-62.5%	▼	-5	Civil Commitments	1.2%	0.5%
		GRAND TOTAL	606	100%	-11.3%	▼	-77	GRAND TOTAL	100%	100%

Filings by Division & Code



Division	Case Type Description	Code	Summary	Change	% Change	Absolute Change
Criminal	Misdemeanor	M	51	▼	-5.6%	-3
	Felony	F	10	▼	-47.4%	-9
	Civil Violation	CV	6	▼	-33.3%	-3
	Capias	CA	4	↔		-
	Show Cause	SC	4	▼	-33.3%	-2
	Total			75	▼	-18.5%
Traffic	Infraction	I	422	▼	-3.4%	-15
	Misdemeanor	M	80	▼	-9.1%	-8
	Felony	F	6	▲	+100.0%	+3
	Capias	CA	2	▲	+100.0%	+1
	Show Cause	SC	1	↔		-
	Total			511	▼	-3.6%
Civil	Admin License	AL	8	▲	+14.3%	+1
	Other	OT	3	▲	-	+3
	Impoundment	IM	2	▲	-	+2
	Protective Order	PO	2	▲	-	+2
	Preliminary Protective Order	PP	1	↔		-
	Unlawful Detainer	UD	1	▼	-88.9%	-8
	Detinue	DT	0	▼	-100.0%	-1
	Garnishment	GA	0	▼	-100.0%	-17
	Overweight	OC	0	▼	-100.0%	-2
	Warrant in Debt	WD	0	▼	-100.0%	-16
	Total			17	▼	-67.9%
Civil Commitments	Temporary Detention Order	TD	2	▼	-71.4%	-5
	Emergency Custody Order	EC	1	↔		-
	Total		3	▼	-62.5%	-5
GRAND TOTAL			606	▼	-11.3%	-77

Filings by Major Case Category**

Category	Summary	Change	% Change	Absolute Change
Felony	16	▲	-27.3%	-6
Garnishment	0	▼	-100.0%	-17
General Civil	1	▲	-94.1%	-16
Infraction/Civil Violation	428	▼	-4.5%	-20
Landlord /Tenant	1	▼	-88.9%	-8
Misdemeanor	131	▼	-7.7%	-11
Other	26	▲	-3.7%	-1
Protective Orders	3	▲	+200.0%	+2
GRAND TOTAL	606	▼	-11.3%	-77

* Compared to same time period as previous year

** Case Type Categories are defined in the 2017 Virginia Judicial Workload Assessment
 Source: SCV-SQL-Information

2024 Overall GRAND TOTAL		Distribution of Caseload			Change*		Percentage (%) of Caseload		
244	-8	Criminal	49	20%	16.7% ▲	+7	Criminal	2023	2024
		Traffic	117	48%	-27.8% ▼	-45	Traffic	16.7%	20.1%
		Civil	72	30%	75.6% ▲	+31	Civil	64.3%	48.0%
		Civil Commitments	6	2%	-14.3% ▼	-1	Civil Commitments	16.3%	29.5%
		GRAND TOTAL	244	100%	-3.2% ▼	-8	GRAND TOTAL	2.8%	2.5%
							GRAND TOTAL	100%	100%

Filings by Division & Code



Division	Case Type Description	Code	Summary	Change	% Change	Absolute Change	
Criminal	Misdemeanor	M	41	▲	+13.9%	+5	
	Felony	F	4	▲	-	+4	
	Show Cause	SC	2	▼	-50.0%	-2	
	Capias	CA	1	↔	-	-	
	Civil Violation	CV	1	↔	-	-	
	Total			49	▲	16.7%	+7
Traffic	Infraction	I	99	▼	-24.4%	-32	
	Misdemeanor	M	15	▼	-48.3%	-14	
	Felony	F	1	▲	-	+1	
	Restricted Operators License	RL	1	▲	-	+1	
	Show Cause	SC	1	↔	-	-	
	Capias	CA	0	▼	-100.0%	-1	
	Total			117	▼	-27.8%	-45
Civil	Warrant in Debt	WD	26	▲	+85.7%	+12	
	Garnishment	GA	23	▲	+187.5%	+15	
	Unlawful Detainer	UD	8	▼	-11.1%	-1	
	Detinue	DT	6	▲	-	+6	
	Interrogatory	IN	3	▲	+50.0%	+1	
	Other	OT	3	▲	+50.0%	+1	
	Admin License	AL	2	↔	-	-	
	Abstract	AJ	1	▲	-	+1	
	Overweight	OC	0	▼	-100.0%	-1	
	Preliminary Protective Order	PP	0	▼	-100.0%	-2	
	Show Cause	SC	0	▼	-100.0%	-1	
	Total			72	▲	75.6%	+31
	Civil Commitments	Temporary Detention Order	TD	3	▲	+50.0%	+1
Mental Commitment		MC	2	▼	-60.0%	-3	
Emergency Custody Order		EC	1	▲	-	+1	
Total				6	▼	-14.3%	-1
GRAND TOTAL			244	▼	-3.2%	-8	

Filings by Major Case Category**

Category	Summary	Change	% Change	Absolute Change
Felony	5	▲	-	+5
Garnishment	26	▲	+160.0%	+16
General Civil	33	▲	+135.7%	+19
Infraction/Civil Violation	100	▼	-24.8%	-33
Landlord /Tenant	8	▼	-11.1%	-1
Misdemeanor	57	▲	-12.3%	-8
Other	15	▲	-21.1%	-4
Protective Orders	0	▼	-100.0%	-2
GRAND TOTAL	244	▼	-3.2%	-8

* Compared to same time period as previous year

** Case Type Categories are defined in the 2017 Virginia Judicial Workload Assessment

2024 Overall GRAND TOTAL		Distribution of Caseload		Change*		Percentage (%) of Caseload		
140	-65	Criminal	28 20%	3.7% ▲	+1	Criminal	2023 13.2%	2024 20.0%
		Traffic	64 46%	-54.6% ▼	-77	Traffic	68.8%	45.7%
		Civil	46 33%	24.3% ▲	+9	Civil	18.0%	32.9%
		Civil Commitments	2 1%	- ▲	+2	Civil Commitments	0.0%	1.4%
		GRAND TOTAL	140 100%	-31.7% ▼	-65	GRAND TOTAL	100%	100%

Filings by Division & Code



Division	Case Type Description	Code	Summary	Change	% Change	Absolute Change
Criminal	Misdemeanor	M	24	▲	+14.3%	+3
	Show Cause	SC	3	▲	-	+3
	Felony	F	1	▼	-75.0%	-3
	Capias	CA	0	▼	-100.0%	-2
	Total		28	▲	3.7%	+1
Traffic	Infraction	I	45	▼	-62.5%	-75
	Misdemeanor	M	17	▼	-19.0%	-4
	Capias	CA	1	▲	-	+1
	Felony	F	1	▲	-	+1
	Total		64	▼	-54.6%	-77
Civil	Warrant in Debt	WD	28	▲	+115.4%	+15
	Garnishment	GA	13	▲	+85.7%	+6
	Unlawful Detainer	UD	3	▼	-57.1%	-4
	Detinue	DT	1	▲	-	+1
	Show Cause	SC	1	▲	-	+1
	Abstract	AJ	0	▼	-100.0%	-3
	Admin License	AL	0	▼	-100.0%	-2
	Bond Forfeiture	BF	0	▼	-100.0%	-1
	Impoundment	IM	0	▼	-100.0%	-1
	Other	OT	0	▼	-100.0%	-2
	Preliminary Protective Order	PP	0	▼	-100.0%	-1
Total		46	▲	24.3%	+9	
Civil Commitments	Temporary Detention Order	TD	2	▲	-	+2
	Total		2	▲	-	+2
GRAND TOTAL			140	▼	-31.7%	-65

Filings by Major Case Category**

Category	Summary	Change	% Change	Absolute Change
Felony	2	▲	-50.0%	-2
Garnishment	13	▲	+85.7%	+6
General Civil	29	▲	+107.1%	+15
Infraction/Civil Violation	45	▼	-62.5%	-75
Landlord /Tenant	3	▼	-57.1%	-4
Misdemeanor	41	▼	-2.4%	-1
Other	7	▲	-30.0%	-3
Protective Orders	0	▼	-100.0%	-1
GRAND TOTAL	140	▼	-31.7%	-65

* Compared to same time period as previous year

** Case Type Categories are defined in the 2017 Virginia Judicial Workload Assessment

2024 Overall GRAND TOTAL		Distribution of Caseload			Change*		Percentage (%) of Caseload		
195	-87	Criminal	57	29%	83.9% ▲	+26	Criminal	2023	2024
		Traffic	118	61%	-46.6% ▼	-103	Traffic	11.0%	29.2%
		Civil	19	10%	-32.1% ▼	-9	Civil	78.4%	60.5%
		Civil Commitments	1	1%	-50.0% ▼	-1	Civil Commitments	9.9%	9.7%
		GRAND TOTAL	195	100%	-30.9% ▼	-87	GRAND TOTAL	0.7%	0.5%
							GRAND TOTAL	100%	100%

Filings by Division & Code



Division	Case Type Description	Code	Summary	Change	% Change	Absolute Change
Criminal	Misdemeanor	M	31	▲	+63.2%	+12
	Felony	F	24	▲	+380.0%	+19
	Capias	CA	1	▼	-80.0%	-4
	Show Cause	SC	1	↔	-	-
	Civil Violation	CV	0	▼	-100.0%	-1
	Total			57	▲	83.9%
Traffic	Infraction	I	102	▼	-46.9%	-90
	Misdemeanor	M	16	▼	-42.9%	-12
	Show Cause	SC	0	▼	-100.0%	-1
	Total		118	▼	-46.6%	-103
Civil	Unlawful Detainer	UD	6	↔	-	-
	Warrant in Debt	WD	6	▼	-57.1%	-8
	Other	OT	3	▲	-	+3
	Admin License	AL	1	↔	-	-
	Detinue	DT	1	▲	-	+1
	Garnishment	GA	1	▼	-85.7%	-6
	Interrogatory	IN	1	▲	-	+1
Total			19	▼	-32.1%	-9
Civil Commitments	Temporary Detention Order	TD	1	▼	-50.0%	-1
Total			1	▼	-50.0%	-1
GRAND TOTAL			195	▼	-30.9%	-87

Filings by Major Case Category**

Category	Summary	Change	% Change	Absolute Change	
Felony	24	▲	+380.0%	+19	
Garnishment	2	▲	-71.4%	-5	
General Civil	7	▲	-50.0%	-7	
Infraction/Civil Violation	102	▼	-47.2%	-91	
Landlord /Tenant	6	↔	-	0	
Misdemeanor	47	▲	-	0	
Other	7	▲	-30.0%	-3	
GRAND TOTAL		195	▼	-30.9%	-87

* Compared to same time period as previous year

** Case Type Categories are defined in the 2017 Virginia Judicial Workload Assessment
 Source: SCV-SQL-Information

2024 Overall GRAND TOTAL		Distribution of Caseload			Change*		Percentage (%) of Caseload		
2,124	+32	Criminal	370	17%	10.4% ▲	+35	Criminal	2023	2024
		Traffic	1,000	47%	5.3% ▲	+50	Traffic	16.0%	17.4%
		Civil	728	34%	-6.2% ▼	-48	Civil	45.4%	47.1%
		Civil Commitments	26	1%	-16.1% ▼	-5	Civil Commitments	37.1%	34.3%
		GRAND TOTAL	2,124	100%	1.5% ▲	+32	GRAND TOTAL	1.5%	1.2%
							GRAND TOTAL	100%	100%

Filings by Division & Code

Division	Case Type Description	Code	Summary	Change	% Change	Absolute Change
Criminal	Misdemeanor	M	240	▲	+20.6%	+41
	Felony	F	87	▲	+1.2%	+1
	Capias	CA	35	↔		-
	Civil Violation	CV	5	▼	-50.0%	-5
	Show Cause	SC	3	▼	-40.0%	-2
	Total			370	▲	10.4%
Traffic	Infraction	I	784	▲	+19.5%	+128
	Misdemeanor	M	205	▼	-27.8%	-79
	Felony	F	6	▲	+20.0%	+1
	Capias	CA	5	▲	+25.0%	+1
	Show Cause	SC	0	▼	-100.0%	-1
	Total			1,000	▲	5.3%
Civil	Warrant in Debt	WD	370	▲	+3.1%	+11
	Garnishment	GA	190	▼	-6.9%	-14
	Unlawful Detainer	UD	94	▼	-31.9%	-44
	Other	OT	16	▲	+77.8%	+7
	Admin License	AL	10	▼	-28.6%	-4
	Show Cause	SC	10	▲	+42.9%	+3
	Interrogatory	IN	7	▲	+133.3%	+4
	Motion for Judgment	MJ	7	▲	+133.3%	+4
	Abstract	AJ	6	▼	-33.3%	-3
	Preliminary Protective Order	PP	6	▼	-68.4%	-13
	Protective Order	PO	6	▲	+100.0%	+3
	Capias	CA	2	▲	-	+2
	Impoundment	IM	2	▼	-66.7%	-4
	Detinue	DT	1	▲	-	+1
	Petition-Restore Arms	PR	1	▲	-	+1
	Counter Claim	CC	0	▼	-100.0%	-1
Tenants Assertion	TA	0	▼	-100.0%	-1	
Total			728	▼	-6.2%	-48
Civil Commitments	Temporary Detention Order	TD	16	▼	-20.0%	-4
	Emergency Custody Order	EC	6	▲	+100.0%	+3
	Mental Commitment	MC	4	▼	-33.3%	-2
	Other	OT	0	▼	-100.0%	-2
	Total			26	▼	-16.1%
GRAND TOTAL			2,124	▲	1.5%	+32

Filings by Major Case Category**

Category	Summary	Change	% Change	Absolute Change
Felony	93	▲	+2.2%	+2
Garnishment	197	▲	-4.8%	-10
General Civil	381	▲	+5.2%	+19
Infraction/Civil Violation	789	▼	+18.5%	+123
Involuntary Civil Commitments	0	▼	-100.0%	-2
Landlord /Tenant	94	▼	-32.4%	-45
Misdemeanor	445	▼	-7.9%	-38
Other	113	▲	-5.8%	-7

* Compared to same time period as previous year

** Case Type Categories are defined in the 2017 Virginia Judicial Workload Assessment



Source: SCV-SQL-Information

CPSS - GCMS CASELOAD STATISTICS OF THE GENERAL DISTRICT COURTS
January 2024 thru January 2024 Filings (Compared to January 2023 thru January 2023)

Protective Orders	12	▲	-45.5%	-10
GRAND TOTAL	2,124	▲	1.5%	+32

* Compared to same time period as previous year

** Case Type Categories are defined in the 2017 Virginia Judicial Workload Assessment
Source: SCV-SQL-Information

2024 Overall GRAND TOTAL		Distribution of Caseload			Change*		Percentage (%) of Caseload		
2,409	+255	Criminal	469	19%	-12.7% ▼	-68	Criminal	2023	2024
		Traffic	1,027	43%	6.9% ▲	+66	Traffic	24.9%	19.5%
		Civil	902	37%	41.6% ▲	+265	Civil	44.6%	42.6%
		Civil Commitments	11	0%	-42.1% ▼	-8	Civil Commitments	29.6%	37.4%
		GRAND TOTAL	2,409	100%	11.8% ▲	+255	GRAND TOTAL	0.9%	0.5%
							GRAND TOTAL	100%	100%

Filings by Division & Code

Division	Case Type Description	Code	Summary	Change	% Change	Absolute Change
Criminal	Misdemeanor	M	248	▼	-13.9%	-40
	Felony	F	149	▼	-5.1%	-8
	Capias	CA	50	▼	-5.7%	-3
	Show Cause	SC	12	▼	-20.0%	-3
	Civil Violation	CV	10	▼	-58.3%	-14
	Total			469	▼	-12.7%
Traffic	Infraction	I	796	▲	+15.2%	+105
	Misdemeanor	M	213	▼	-13.8%	-34
	Felony	F	10	↔		-
	Capias	CA	3	▼	-62.5%	-5
	Civil Violation	CV	3	↔		-
	Show Cause	SC	2	↔		-
	Total			1,027	▲	6.9%
Civil	Warrant in Debt	WD	402	▲	+77.1%	+175
	Garnishment	GA	215	▲	+42.4%	+64
	Unlawful Detainer	UD	145	▲	+33.0%	+36
	Bond Forfeiture	BF	26	▲	+2,500.0%	+25
	Impoundment	IM	26	▲	+23.8%	+5
	Other	OT	20	▲	-13.0%	-3
	Admin License	AL	17	▼	-50.0%	-17
	Show Cause	SC	14	▼	-44.0%	-11
	Abstract	AJ	11	▼	-38.9%	-7
	Preliminary Protective Order	PP	10	▲	+66.7%	+4
	Interrogatory	IN	4	▼	-66.7%	-8
	Motion for Judgment	MJ	4	▲	+300.0%	+3
	Protective Order	PO	4	↔		-
	Capias	CA	1	↔		-
	Counter Claim	CC	1	▲	-	+1
	Detinue	DT	1	▼	-50.0%	-1
	Tenants Assertion	TA	1	▼	-50.0%	-1
Total			902	▲	41.6%	+265
Civil Commitments	Emergency Custody Order	EC	7	▼	-36.4%	-4
	Temporary Detention Order	TD	4	▼	-42.9%	-3
	Medical Emergency Temporary Detention Order	MT	0	▼	-100.0%	-1
	Total			11	▼	-42.1%
GRAND TOTAL			2,409	▲	11.8%	+255

Filings by Major Case Category**

Category	Summary	Change	% Change	Absolute Change
Felony	159	▼	-4.8%	-8
Garnishment	219	▼	+34.4%	+56
General Civil	418	▲	+77.9%	+183
Infraction/Civil Violation	809	▼	+12.7%	+91
Landlord /Tenant	146	▼	+31.5%	+35
Misdemeanor	461	▼	-13.8%	-74
Other	183	▲	-14.9%	-32
Protective Orders	14	▲	+40.0%	+4

* Compared to same time period as previous year

** Case Type Categories are defined in the 2017 Virginia Judicial Workload Assessment

CPSS - GCMS CASELOAD STATISTICS OF THE GENERAL DISTRICT COURTS

January 2024 thru January 2024 Filings (Compared to January 2023 thru January 2023)



Stafford

District: 15 FIPS: 179

<i>GRAND TOTAL</i>	2,409	▲	11.8%	+255
---------------------------	--------------	---	-------	------

* Compared to same time period as previous year

** Case Type Categories are defined in the 2017 Virginia Judicial Workload Assessment
Source: SCV-SQL-Information

2024 Overall GRAND TOTAL		Distribution of Caseload		Change*		Percentage (%) of Caseload		
387	-108	Criminal	65 17%	47.7% ▲	+21	Criminal	2023 8.9%	2024 16.8%
		Traffic	247 64%	-35.7% ▼	-137	Traffic	77.6%	63.8%
2024	2023	Civil	69 18%	6.2% ▲	+4	Civil	13.1%	17.8%
		Civil Commitments	6 2%	200.0% ▲	+4	Civil Commitments	0.4%	1.6%
		GRAND TOTAL	387 100%	-21.8% ▼	-108	GRAND TOTAL	100%	100%

Filings by Division & Code


Division	Case Type Description	Code	Summary	Change	% Change	Absolute Change
Criminal	Misdemeanor	M	44	▲	+63.0%	+17
	Felony	F	17	▲	+30.8%	+4
	Capias	CA	2	▲	+100.0%	+1
	Civil Violation	CV	1	▼	-50.0%	-1
	Show Cause	SC	1	↔		-
	Total			65	▲	47.7%
Traffic	Infraction	I	202	▼	-39.0%	-129
	Misdemeanor	M	42	▼	-16.0%	-8
	Capias	CA	1	↔		-
	Civil Violation	CV	1	↔		-
	Felony	F	1	↔		-
	Total			247	▼	-35.7%
Civil	Warrant in Debt	WD	27	▲	+58.8%	+10
	Garnishment	GA	14	▼	-46.2%	-12
	Unlawful Detainer	UD	12	▲	+140.0%	+7
	Admin License	AL	5	▲	+66.7%	+2
	Other	OT	5	↔		-
	Impoundment	IM	3	▼	-50.0%	-3
	Protective Order	PO	2	▲	+100.0%	+1
	Preliminary Protective Order	PP	1	↔		-
	Abstract	AJ	0	▼	-100.0%	-1
	Total			69	▲	6.2%
Civil Commitments	Temporary Detention Order	TD	6	▲	+500.0%	+5
	Emergency Custody Order	EC	0	▼	-100.0%	-1
	Total			6	▲	200.0%
GRAND TOTAL			387	▼	-21.8%	-108

Filings by Major Case Category**

Category	Summary	Change	% Change	Absolute Change
Felony	18	▲	+28.6%	+4
Garnishment	14	▼	-46.2%	-12
General Civil	28	▲	+55.6%	+10
Infraction/Civil Violation	204	▼	-38.9%	-130
Landlord /Tenant	12	▲	+140.0%	+7
Misdemeanor	86	▲	+11.7%	+9
Other	22	▲	+15.8%	+3
Protective Orders	3	▲	+50.0%	+1
GRAND TOTAL	387	▼	-21.8%	-108

* Compared to same time period as previous year

** Case Type Categories are defined in the 2017 Virginia Judicial Workload Assessment
 Source: SCV-SQL-Information

2024 Overall GRAND TOTAL		Distribution of Caseload			Change*		Percentage (%) of Caseload		
1,274	-406	Criminal	190	15%	1.1% ▲	+2	Criminal	2023	2024
		Traffic	630	49%	-39.1% ▼	-404	Traffic	61.5%	49.5%
		Civil	431	34%	-0.9% ▼	-4	Civil	25.9%	33.8%
		Civil Commitments	23	2%	0.0%	0	Civil Commitments	1.4%	1.8%
		GRAND TOTAL	1,274	100%	-24.2% ▼	-406	GRAND TOTAL	100%	100%

Filings by Division & Code

Division	Case Type Description	Code	Summary	Change	% Change	Absolute Change
Criminal	Misdemeanor	M	127	▲	+19.8%	+21
	Felony	F	24	▼	-59.3%	-35
	Show Cause	SC	19	▲	+18.8%	+3
	Capias	CA	18	▲	+350.0%	+14
	Civil Violation	CV	2	▼	-33.3%	-1
	Total			190	▲	1.1%
Traffic	Infraction	I	494	▼	-42.5%	-365
	Misdemeanor	M	125	▼	-22.8%	-37
	Capias	CA	6	▲	+50.0%	+2
	Show Cause	SC	5	▲	+150.0%	+3
	Civil Violation	CV	0	▼	-100.0%	-1
	Felony	F	0	▼	-100.0%	-6
	Total			630	▼	-39.1%
Civil	Warrant in Debt	WD	183	▲	+32.6%	+45
	Garnishment	GA	116	▲	+28.9%	+26
	Unlawful Detainer	UD	62	▼	-25.3%	-21
	Other	OT	20	▲	+5.3%	+1
	Preliminary Protective Order	PP	10	▼	-16.7%	-2
	Protective Order	PO	9	▲	+28.6%	+2
	Admin License	AL	8	▲	+14.3%	+1
	Detinue	DT	7	▼	-83.3%	-35
	Interrogatory	IN	6	▼	-40.0%	-4
	Abstract	AJ	3	▼	-25.0%	-1
	Motion for Judgment	MJ	2	▲	+100.0%	+1
	Show Cause	SC	2	▼	-85.7%	-12
	Counter Claim	CC	1	▼	-50.0%	-1
	Distress Seizure	DS	1	▲	-	+1
	Petition to Require Blood Test	BT	1	▲	-	+1
	Capias	CA	0	▼	-100.0%	-2
	Impoundment	IM	0	▼	-100.0%	-2
	Tenants Assertion	TA	0	▼	-100.0%	-2
	Total			431	▼	-0.9%
Civil Commitments	Temporary Detention Order	TD	14	▼	-17.6%	-3
	Emergency Custody Order	EC	9	▲	+50.0%	+3
	Total		23		0.0%	0
GRAND TOTAL			1,274	▼	-24.2%	-406

Filings by Major Case Category**

Category	Summary	Change	% Change	Absolute Change
Felony	24	▼	-63.1%	-41
Garnishment	122	▼	+22.0%	+22
General Civil	200	▲	+7.5%	+14
Infraction/Civil Violation	496	▼	-42.5%	-367
Landlord /Tenant	62	▼	-27.1%	-23
Misdemeanor	252	▼	-6.0%	-16
Other	99	▲	+5.3%	+5
Protective Orders	19	▲		0

* Compared to same time period as previous year

** Case Type Categories are defined in the 2017 Virginia Judicial Workload Assessment

Source: SCV-SQL-Information



CPSS - GCMS CASELOAD STATISTICS OF THE GENERAL DISTRICT COURTS

January 2024 thru January 2024 Filings (Compared to January 2023 thru January 2023)

<i>GRAND TOTAL</i>	1,274	▼	-24.2%	-406
---------------------------	--------------	---	--------	------

* Compared to same time period as previous year

** Case Type Categories are defined in the 2017 Virginia Judicial Workload Assessment
Source: SCV-SQL-Information

2024 Overall GRAND TOTAL		Distribution of Caseload		Change*		Percentage (%) of Caseload		
558	-20	Criminal	134 24%	4.7% ▲	+6	Criminal	2023 22.1%	2024 24.0%
		Traffic	167 30%	2.5% ▲	+4	Traffic	28.2%	29.9%
		Civil	198 35%	1.5% ▲	+3	Civil	33.7%	35.5%
		Civil Commitments	59 11%	-35.9% ▼	-33	Civil Commitments	15.9%	10.6%
		GRAND TOTAL	558 100%	-3.5% ▼	-20	GRAND TOTAL	100%	100%

Filings by Division & Code

Division	Case Type Description	Code	Summary	Change	% Change	Absolute Change
Criminal	Misdemeanor	M	62	▼	-7.5%	-5
	Felony	F	30	▲	+3.4%	+1
	Capias	CA	19	▲	+5.6%	+1
	Show Cause	SC	19	▲	+90.0%	+9
	Civil Violation	CV	4	↔		-
	Total			134	▲	4.7%
Traffic	Infraction	I	145	▲	+7.4%	+10
	Misdemeanor	M	20	▼	-25.9%	-7
	Capias	CA	1	↔		-
	Show Cause	SC	1	▲		+1
	Total			167	▲	2.5%
Civil	Warrant in Debt	WD	77	▼	-1.3%	-1
	Garnishment	GA	55	▲	+66.7%	+22
	Unlawful Detainer	UD	27	▼	-22.9%	-8
	Other	OT	19	▼	-20.8%	-5
	Protective Order	PO	8	▲	+166.7%	+5
	Preliminary Protective Order	PP	4	▼	-33.3%	-2
	Interrogatory	IN	3	↔		-
	Admin License	AL	1	▼	-75.0%	-3
	Detinue	DT	1	▼	-75.0%	-3
	Detinue Seizure	DZ	1	▲		+1
	Impoundment	IM	1	▲		+1
	Motion for Judgment	MJ	1	▼	-50.0%	-1
	Show Cause	SC	0	▼	-100.0%	-3
	Total			198	▲	1.5%
Civil Commitments	Mental Commitment	MC	25	▼	-3.8%	-1
	Temporary Detention Order	TD	15	▼	-46.4%	-13
	Emergency Custody Order	EC	10	▼	-54.5%	-12
	Other	OT	8	▼	-46.7%	-7
	Medical Emergency Temporary Detention Order	MT	1	↔		-
Total			59	▼	-35.9%	-33
GRAND TOTAL			558	▼	-3.5%	-20

Filings by Major Case Category**



Category	Summary	Change	% Change	Absolute Change
Felony	30	▲	+3.4%	+1
Garnishment	58	▲	+61.1%	+22
General Civil	87	▲	-7.4%	-7
Infraction/Civil Violation	149	▲	+7.2%	+10
Involuntary Civil Commitments	8	▼	-46.7%	-7
Landlord /Tenant	27	▼	-22.9%	-8
Misdemeanor	82	▼	-12.8%	-12
Other	105	▲	-17.3%	-22
Protective Orders	12	▲	+33.3%	+3
GRAND TOTAL		558	▼	-3.5%

* Compared to same time period as previous year

** Case Type Categories are defined in the 2017 Virginia Judicial Workload Assessment
 Source: SCV-SQL-Information

* Compared to same time period as previous year

** Case Type Categories are defined in the 2017 Virginia Judicial Workload Assessment
Source: SCV-SQL-Information

2024 Overall GRAND TOTAL		Distribution of Caseload			Change*		Percentage (%) of Caseload		
1,159	+91	Criminal	145	13%	-28.2% ▼	-57	Criminal	2023	2024
		Traffic	704	61%	16.2% ▲	+98	Traffic	18.9%	12.5%
		Civil	305	26%	19.6% ▲	+50	Civil	56.7%	60.7%
		Civil Commitments	5	0%	0.0%	0	Civil Commitments	23.9%	26.3%
		GRAND TOTAL	1,159	100%	8.5% ▲	+91	GRAND TOTAL	0.5%	0.4%
							GRAND TOTAL	100%	100%

Filings by Division & Code

Division	Case Type Description	Code	Summary	Change	% Change	Absolute Change
Criminal	Misdemeanor	M	83	▼	-23.1%	-25
	Felony	F	35	▼	-31.4%	-16
	Capias	CA	14	↔		-
	Show Cause	SC	11	▼	-47.6%	-10
	Civil Violation	CV	2	▼	-75.0%	-6
	Total			145	▼	-28.2%
Traffic	Infraction	I	461	▲	+29.9%	+106
	Misdemeanor	M	214	▲	+8.6%	+17
	Show Cause	SC	14	▼	-53.3%	-16
	Capias	CA	11	▼	-45.0%	-9
	Civil Violation	CV	2	↔		-
	Felony	F	2	↔		-
	Total			704	▲	16.2%
Civil	Warrant in Debt	WD	130	▲	+36.8%	+35
	Garnishment	GA	84	▼	-11.6%	-11
	Unlawful Detainer	UD	51	▲	+142.9%	+30
	Other	OT	8	▲	+60.0%	+3
	Protective Order	PO	8	▲	+100.0%	+4
	Detinue	DT	6	▼	-25.0%	-2
	Preliminary Protective Order	PP	6	▲	+20.0%	+1
	Admin License	AL	4	↔		-
	Bond Forfeiture	BF	4	▲	+300.0%	+3
	Impoundment	IM	2	↔		-
	Petition-Restore Arms	PR	1	▲	-	+1
	Show Cause	SC	1	▼	-90.0%	-9
	Abstract	AJ	0	▼	-100.0%	-2
	Interrogatory	IN	0	▼	-100.0%	-1
	Motion for Judgment	MJ	0	▼	-100.0%	-2
Total			305	▲	19.6%	+50
Civil Commitments	Temporary Detention Order	TD	5	↔		-
Total			5		0.0%	0
GRAND TOTAL			1,159	▲	8.5%	+91

Filings by Major Case Category**

Category	Summary	Change	% Change	Absolute Change	
Felony	37	▼	-30.2%	-16	
Garnishment	84	▼	-12.5%	-12	
General Civil	138	▲	+31.4%	+33	
Infraction/Civil Violation	465	▼	+27.4%	+100	
Landlord /Tenant	51	▲	+142.9%	+30	
Misdemeanor	297	▼	-2.6%	-8	
Other	73	▲	-36.0%	-41	
Protective Orders	14	▲	+55.6%	+5	
GRAND TOTAL		1,159	▲	8.5%	+91

* Compared to same time period as previous year

** Case Type Categories are defined in the 2017 Virginia Judicial Workload Assessment

2024 Overall GRAND TOTAL		Distribution of Caseload		Change*		Percentage (%) of Caseload		
317	-17	Criminal	36 11%	-2.7% ▼	-1	Criminal	2023 11.1%	2024 11.4%
2024		Traffic	200 63%	-10.3% ▼	-23	Traffic	66.8%	63.1%
2023		Civil	73 23%	4.3% ▲	+3	Civil	21.0%	23.0%
		Civil Commitments	8 3%	100.0% ▲	+4	Civil Commitments	1.2%	2.5%
		GRAND TOTAL	317 100%	-5.1% ▼	-17	GRAND TOTAL	100%	100%

Filings by Division & Code



Division	Case Type Description	Code	Summary	Change	% Change	Absolute Change
Criminal	Misdemeanor	M	22	▲	+37.5%	+6
	Felony	F	6	▲	+50.0%	+2
	Show Cause	SC	4	▼	-63.6%	-7
	Capias	CA	3	▲	+200.0%	+2
	Civil Violation	CV	1	▼	-80.0%	-4
	Total			36	▼	-2.7%
Traffic	Infraction	I	159	▼	-11.7%	-21
	Misdemeanor	M	38	▲	+11.8%	+4
	Capias	CA	2	▲	+100.0%	+1
	Show Cause	SC	1	▼	-87.5%	-7
	Total			200	▼	-10.3%
Civil	Garnishment	GA	26	▲	+23.8%	+5
	Warrant in Debt	WD	26	▲	+23.8%	+5
	Impoundment	IM	12	▼	-14.3%	-2
	Preliminary Protective Order	PP	4	▲	+300.0%	+3
	Interrogatory	IN	2	▲	+100.0%	+1
	Unlawful Detainer	UD	2	▼	-33.3%	-1
	Other	OT	1	▼	-80.0%	-4
	Protective Order	PO	0	▼	-100.0%	-3
	Tenants Assertion	TA	0	▼	-100.0%	-1
Total			73	▲	4.3%	+3
Civil Commitments	Temporary Detention Order	TD	6	▲	+100.0%	+3
	Emergency Custody Order	EC	1	↔		-
	Mental Commitment	MC	1	▲	-	+1
	Total			8	▲	100.0%
GRAND TOTAL			317	▼	-5.1%	-17

Filings by Major Case Category**

Category	Summary	Change	% Change	Absolute Change
Felony	6	▲	+50.0%	+2
Garnishment	28	▲	+27.3%	+6
General Civil	27	▼	+17.4%	+4
Infraction/Civil Violation	160	▼	-13.5%	-25
Landlord /Tenant	2	▼	-50.0%	-2
Misdemeanor	60	▲	+20.0%	+10
Other	30	▲	-28.6%	-12
Protective Orders	4	▲		0
GRAND TOTAL	317	▼	-5.1%	-17

* Compared to same time period as previous year

** Case Type Categories are defined in the 2017 Virginia Judicial Workload Assessment
 Source: SCV-SQL-Information

2024 Overall GRAND TOTAL		Distribution of Caseload			Change*		Percentage (%) of Caseload		
567	+253	Criminal	58	10%	87.1% ▲	+27	Criminal	2023	2024
		Traffic	449	79%	84.0% ▲	+205	Traffic	9.9%	10.2%
		Civil	58	10%	48.7% ▲	+19	Civil	77.7%	79.2%
		Civil Commitments	2	0%	- ▲	+2	Civil Commitments	12.4%	10.2%
		GRAND TOTAL	567	100%	80.6% ▲	+253	GRAND TOTAL	0.0%	0.4%
								100%	100%

Filings by Division & Code

Division	Case Type Description	Code	Summary	Change	% Change	Absolute Change
Criminal	Misdemeanor	M	34	▲	+41.7%	+10
	Felony	F	14	▲	+600.0%	+12
	Show Cause	SC	5	▲	+400.0%	+4
	Civil Violation	CV	3	↔	-	-
	Capias	CA	2	▲	+100.0%	+1
	Total			58	▲	87.1%
Traffic	Infraction	I	358	▲	+94.6%	+174
	Misdemeanor	M	87	▲	+47.5%	+28
	Capias	CA	1	▲	-	+1
	Civil Violation	CV	1	▲	-	+1
	Other	O	1	▲	-	+1
	Show Cause	SC	1	▲	-	+1
	Felony	F	0	▼	-100.0%	-1
Total			449	▲	84.0%	+205
Civil	Warrant in Debt	WD	33	▲	+175.0%	+21
	Garnishment	GA	15	▲	+200.0%	+10
	Admin License	AL	6	▼	-40.0%	-4
	Unlawful Detainer	UD	2	▲	-	+2
	Impoundment	IM	1	↔	-	-
	Motion for Judgment	MJ	1	↔	-	-
	Counter Claim	CC	0	▼	-100.0%	-1
	Detinue	DT	0	▼	-100.0%	-1
	Interrogatory	IN	0	▼	-100.0%	-1
	Other	OT	0	▼	-100.0%	-6
	Preliminary Protective Order	PP	0	▼	-100.0%	-1
Total			58	▲	48.7%	+19
Civil Commitments	Temporary Detention Order	TD	2	▲	-	+2
Total			2	▲	-	+2
GRAND TOTAL			567	▲	80.6%	+253

Filings by Major Case Category**

Category	Summary	Change	% Change	Absolute Change	
Felony	14	▲	+366.7%	+11	
Garnishment	15	▲	+150.0%	+9	
General Civil	34	▼	+126.7%	+19	
Infraction/Civil Violation	363	▲	+94.1%	+176	
Landlord /Tenant	2	▲	-	+2	
Misdemeanor	121	▲	+45.8%	+38	
Other	18	▲	-5.3%	-1	
Protective Orders	0	▼	-100.0%	-1	
GRAND TOTAL		567	▲	80.6%	+253

* Compared to same time period as previous year

** Case Type Categories are defined in the 2017 Virginia Judicial Workload Assessment

2024 Overall GRAND TOTAL		Distribution of Caseload			Change*		Percentage (%) of Caseload		
645	+340	Criminal	42	7%	-14.3% ▼	-7	Criminal	2023	2024
		Traffic	508	79%	180.7% ▲	+327	Traffic	16.1%	6.5%
2024		Civil	90	14%	34.3% ▲	+23	Civil	59.3%	78.8%
2023		Civil Commitments	5	1%	-37.5% ▼	-3	Civil Commitments	22.0%	14.0%
		GRAND TOTAL	645	100%	111.5% ▲	+340	GRAND TOTAL	100%	100%

Filings by Division & Code



Division	Case Type Description	Code	Summary	Change	% Change	Absolute Change
Criminal	Misdemeanor	M	23	▼	-30.3%	-10
	Felony	F	10	▲	+42.9%	+3
	Capias	CA	5	▲	+25.0%	+1
	Show Cause	SC	3	▲	+50.0%	+1
	Civil Violation	CV	1	▼	-50.0%	-1
	Restricted Operators License	RL	0	▼	-100.0%	-1
	Total			42	▼	-14.3%
Traffic	Infraction	I	447	▲	+202.0%	+299
	Misdemeanor	M	61	▲	+84.8%	+28
	Total		508	▲	180.7%	+327
Civil	Warrant in Debt	WD	44	▲	+51.7%	+15
	Garnishment	GA	23	▼	-8.0%	-2
	Unlawful Detainer	UD	9	▲	+125.0%	+5
	Admin License	AL	4	↔	-	-
	Show Cause	SC	4	▲	+300.0%	+3
	Abstract	AJ	1	▲	-	+1
	Impoundment	IM	1	↔	-	-
	Interrogatory	IN	1	▲	-	+1
	Motion for Judgment	MJ	1	▲	-	+1
	Other	OT	1	▼	-50.0%	-1
	Zoning Violation	ZO	1	▲	-	+1
	Preliminary Protective Order	PP	0	▼	-100.0%	-1
	Total			90	▲	34.3%
Civil Commitments	Emergency Custody Order	EC	3	▲	-	+3
	Temporary Detention Order	TD	2	▼	-75.0%	-6
	Total		5	▼	-37.5%	-3
GRAND TOTAL			645	▲	111.5%	+340

Filings by Major Case Category**

Category	Summary	Change	% Change	Absolute Change	
Felony	10	▲	+42.9%	+3	
Garnishment	24	▲	-4.0%	-1	
General Civil	45	▲	+55.2%	+16	
Infraction/Civil Violation	448	▲	+198.7%	+298	
Landlord /Tenant	9	▲	+125.0%	+5	
Misdemeanor	85	▲	+26.9%	+18	
Other	24	▲	+9.1%	+2	
Protective Orders	0	▼	-100.0%	-1	
GRAND TOTAL		645	▲	111.5%	+340

* Compared to same time period as previous year

** Case Type Categories are defined in the 2017 Virginia Judicial Workload Assessment
 Source: SCV-SQL-Information

2024 Overall GRAND TOTAL		Distribution of Caseload			Change*		Percentage (%) of Caseload		
698	+195	Criminal	152	22%	70.8% ▲	+63	Criminal	2023	2024
		Traffic	369	53%	21.4% ▲	+65	Traffic	17.7%	21.8%
		Civil	170	24%	60.4% ▲	+64	Civil	60.4%	52.9%
		Civil Commitments	7	1%	75.0% ▲	+3	Civil Commitments	21.1%	24.4%
		GRAND TOTAL	698	100%	38.8% ▲	+195	GRAND TOTAL	0.8%	1.0%

Filings by Division & Code

Division	Case Type Description	Code	Summary	Change	% Change	Absolute Change
Criminal	Misdemeanor	M	96	▲	+357.1%	+75
	Felony	F	45	▼	-25.0%	-15
	Civil Violation	CV	6	▲	+50.0%	+2
	Capias	CA	3	▼	-25.0%	-1
	Show Cause	SC	2	▲	-	+2
	Total			152	▲	70.8%
Traffic	Infraction	I	319	▲	+36.9%	+86
	Misdemeanor	M	49	▼	-30.0%	-21
	Show Cause	SC	1	↔	-	-
Total			369	▲	21.4%	+65
Civil	Warrant in Debt	WD	68	▲	+112.5%	+36
	Garnishment	GA	38	▲	+18.8%	+6
	Impoundment	IM	25	▲	+177.8%	+16
	Unlawful Detainer	UD	12	▲	+9.1%	+1
	Other	OT	9	▲	+125.0%	+5
	Admin License	AL	6	▲	+100.0%	+3
	Preliminary Protective Order	PP	3	▼	-40.0%	-2
	Show Cause	SC	3	▲	-	+3
	Motion for Judgment	MJ	2	↔	-	-
	Abstract	AJ	1	▼	-66.7%	-2
	Counter Claim	CC	1	▲	-	+1
	Interrogatory	IN	1	▲	-	+1
	Protective Order	PO	1	▼	-75.0%	-3
	Overweight	OC	0	▼	-100.0%	-1
Total			170	▲	60.4%	+64
Civil Commitments	Temporary Detention Order	TD	7	▲	+133.3%	+4
	Emergency Custody Order	EC	0	▼	-100.0%	-1
	Total		7	▲	75.0%	+3
GRAND TOTAL			698	▲	38.8%	+195

Filings by Major Case Category**

Category	Summary	Change	% Change	Absolute Change
Felony	45	▼	-25.0%	-15
Garnishment	39	▲	+21.9%	+7
General Civil	73	▲	+114.7%	+39
Infraction/Civil Violation	325	▼	+36.6%	+87
Landlord /Tenant	12	▲	+9.1%	+1
Misdemeanor	145	▲	+59.3%	+54
Other	55	▲	+96.4%	+27
Protective Orders	4	▼	-55.6%	-5
GRAND TOTAL	698	▲	38.8%	+195

* Compared to same time period as previous year

** Case Type Categories are defined in the 2017 Virginia Judicial Workload Assessment

2024 Overall GRAND TOTAL		Distribution of Caseload			Change*		Percentage (%) of Caseload			
2024	507	+273	Criminal	20	4%	122.2% ▲	+11	Criminal	2023	2024
			Traffic	464	92%	137.9% ▲	+269	Traffic	3.8%	3.9%
2023			Civil	23	5%	-20.7% ▼	-6	Civil	83.3%	91.5%
			Civil Commitments	0	0%	-100.0% ▼	-1	Civil Commitments	12.4%	4.5%
			GRAND TOTAL	507	100%	116.7% ▲	+273	GRAND TOTAL	0.4%	0.0%
								GRAND TOTAL	100%	100%

Filings by Division & Code

Division	Case Type Description	Code	Summary	Change	% Change	Absolute Change
Criminal	Misdemeanor	M	9	▲	+28.6%	+2
	Civil Violation	CV	6	▲	-	+6
	Felony	F	5	▲	+400.0%	+4
	Capias	CA	0	▼	-100.0%	-1
	Total		20	▲	122.2%	+11
Traffic	Infraction	I	393	▲	+135.3%	+226
	Misdemeanor	M	65	▲	+150.0%	+39
	Capias	CA	3	▲	+50.0%	+1
	Show Cause	SC	2	▲	-	+2
	Felony	F	1	▲	-	+1
	Total		464	▲	137.9%	+269
Civil	Warrant in Debt	WD	10	▼	-37.5%	-6
	Garnishment	GA	9	▲	+50.0%	+3
	Admin License	AL	2	↔	-	-
	Protective Order	PO	1	▲	-	+1
	Unlawful Detainer	UD	1	↔	-	-
	Capias	CA	0	▼	-100.0%	-2
	Impoundment	IM	0	▼	-100.0%	-1
	Interrogatory	IN	0	▼	-100.0%	-1
	Total		23	▼	-20.7%	-6
Civil Commitments	Temporary Detention Order	TD	0	▼	-100.0%	-1
	Total		0	▼	-100.0%	-1
GRAND TOTAL			507	▲	116.7%	+273

Filings by Major Case Category**

Category	Summary	Change	% Change	Absolute Change
Felony	6	▲	+500.0%	+5
Garnishment	9	▼	+28.6%	+2
General Civil	10	▼	-37.5%	-6
Infraction/Civil Violation	399	▲	+138.9%	+232
Landlord /Tenant	1	↔	-	0
Misdemeanor	74	▲	+124.2%	+41
Other	7	▲	-22.2%	-2
Protective Orders	1	▲	-	+1
GRAND TOTAL	507	▲	116.7%	+273

* Compared to same time period as previous year

** Case Type Categories are defined in the 2017 Virginia Judicial Workload Assessment
 Source: SCV-SQL-Information

2024 Overall GRAND TOTAL		Distribution of Caseload			Change*		Percentage (%) of Caseload		
801	+275	Criminal	61	8%	-24.7% ▼	-20	Criminal	2023	2024
		Traffic	476	59%	45.6% ▲	+149	Traffic	15.4%	7.6%
2024		Civil	259	32%	129.2% ▲	+146	Civil	62.2%	59.4%
2023		Civil Commitments	5	1%	0.0%	0	Civil Commitments	21.5%	32.3%
		GRAND TOTAL	801	100%	52.3% ▲	+275	GRAND TOTAL	100%	100%

Filings by Division & Code

Division	Case Type Description	Code	Summary	Change	% Change	Absolute Change
Criminal	Misdemeanor	M	43	▲	+10.3%	+4
	Felony	F	8	▼	-50.0%	-8
	Capias	CA	6	▼	-33.3%	-3
	Show Cause	SC	4	▼	-55.6%	-5
	Civil Violation	CV	0	▼	-100.0%	-8
	Total			61	▼	-24.7%
Traffic	Infraction	I	342	▲	+29.5%	+78
	Misdemeanor	M	101	▲	+106.1%	+52
	Other	O	32	▲	+220.0%	+22
	Felony	F	1	▲	-	+1
	Capias	CA	0	▼	-100.0%	-2
	Show Cause	SC	0	▼	-100.0%	-2
	Total			476	▲	45.6%
Civil	Warrant in Debt	WD	149	▲	+313.9%	+113
	Garnishment	GA	56	▲	+43.6%	+17
	Unlawful Detainer	UD	18	▲	+38.5%	+5
	Other	OT	10	▲	+150.0%	+6
	Admin License	AL	7	▲	+600.0%	+6
	Detinue	DT	7	▲	-	+7
	Preliminary Protective Order	PP	4	▲	+33.3%	+1
	Protective Order	PO	3	↔	-	-
	Impoundment	IM	2	▼	-71.4%	-5
	Abstract	AJ	1	▼	-66.7%	-2
	Interrogatory	IN	1	▲	-	+1
	Motion for Judgment	MJ	1	▲	-	+1
	Show Cause	SC	0	▼	-100.0%	-4
	Total			259	▲	129.2%
Civil Commitments	Temporary Detention Order	TD	4	▼	-20.0%	-1
	Emergency Custody Order	EC	1	▲	-	+1
	Total		5		0.0%	0
GRAND TOTAL			801	▲	52.3%	+275



Filings by Major Case Category**

Category	Summary	Change	% Change	Absolute Change
Felony	9	▲	-43.8%	-7
Garnishment	57	▲	+46.2%	+18
General Civil	157	▲	+336.1%	+121
Infraction/Civil Violation	374	▲	+32.6%	+92
Landlord /Tenant	18	▲	+38.5%	+5
Misdemeanor	144	▲	+63.6%	+56
Other	35	▲	-23.9%	-11
Protective Orders	7	▲	+16.7%	+1
GRAND TOTAL	801	▲	52.3%	+275

* Compared to same time period as previous year

** Case Type Categories are defined in the 2017 Virginia Judicial Workload Assessment

Source: SCV-SQL-Information

2024 Overall GRAND TOTAL		Distribution of Caseload			Change*		Percentage (%) of Caseload		
3,338	+656	Criminal	631	19%	61.4% ▲	+240	Criminal	2023	2024
		Traffic	2,038	61%	15.2% ▲	+269	Traffic	14.6%	18.9%
		Civil	613	18%	29.6% ▲	+140	Civil	66.0%	61.1%
		Civil Commitments	56	2%	14.3% ▲	+7	Civil Commitments	17.6%	18.4%
		GRAND TOTAL	3,338	100%	24.5% ▲	+656	GRAND TOTAL	1.8%	1.7%
							GRAND TOTAL	100%	100%

Filings by Division & Code

Division	Case Type Description	Code	Summary	Change	% Change	Absolute Change
Criminal	Misdemeanor	M	327	▲	+61.1%	+124
	Felony	F	170	▲	+40.5%	+49
	Capias	CA	68	▲	+21.4%	+12
	Civil Violation	CV	52	▲	+2,500.0%	+50
	Show Cause	SC	14	▲	+55.6%	+5
	Total			631	▲	61.4%
Traffic	Infraction	I	1,720	▲	+21.0%	+299
	Misdemeanor	M	251	▼	-8.1%	-22
	Other	O	38	▲	+31.0%	+9
	Felony	F	11	▲	+57.1%	+4
	Capias	CA	8	▼	-57.9%	-11
	Show Cause	SC	8	▼	-20.0%	-2
	Civil Violation	CV	2	▼	-80.0%	-8
	Total			2,038	▲	15.2%
Civil	Unlawful Detainer	UD	261	▲	+82.5%	+118
	Warrant in Debt	WD	161	▼	-5.8%	-10
	Garnishment	GA	112	▲	+55.6%	+40
	Admin License	AL	22	▼	-38.9%	-14
	Protective Order	PO	13	▲	+18.2%	+2
	Preliminary Protective Order	PP	11	▼	-26.7%	-4
	Other	OT	10	▲	+42.9%	+3
	Interrogatory	IN	8	▲	+100.0%	+4
	Show Cause	SC	7	↔		-
	Impoundment	IM	4	↔		-
	Tenants Assertion	TA	2	▲	+100.0%	+1
	Bond Forfeiture	BF	1	▲	-	+1
	Counter Claim	CC	1	↔		-
	Detinue	DT	0	▼	-100.0%	-1
Total			613	▲	29.6%	+140
Civil Commitments	Mental Commitment	MC	32	▲	+6.7%	+2
	Temporary Detention Order	TD	8	▼	-20.0%	-2
	Emergency Custody Order	EC	7	▲	+133.3%	+4
	Petition	PT	6	▲	-	+6
	Other	OT	3	▼	-50.0%	-3
	Total			56	▲	14.3%
GRAND TOTAL			3,338	▲	24.5%	+656

Filings by Major Case Category**

Category	Summary	Change	% Change	Absolute Change
Felony	181	▲	+41.4%	+53
Garnishment	120	▲	+57.9%	+44
General Civil	162	▼	-6.9%	-12
Infraction/Civil Violation	1,812	▲	+23.9%	+350
Involuntary Civil Commitments	9	▲	+50.0%	+3
Landlord /Tenant	263	▲	+82.6%	+119
Misdemeanor	578	▲	+21.4%	+102
Other	189	▲	-0.5%	-1

* Compared to same time period as previous year

** Case Type Categories are defined in the 2017 Virginia Judicial Workload Assessment

Source: SCV-SQL-Information

CPSS - GCMS CASELOAD STATISTICS OF THE GENERAL DISTRICT COURTS
January 2024 thru January 2024 Filings (Compared to January 2023 thru January 2023)

Arlington

District: 17 FIPS: 013

Protective Orders	24	▼	-7.7%	-2
GRAND TOTAL	3,338	▲	24.5%	+656

* Compared to same time period as previous year

** Case Type Categories are defined in the 2017 Virginia Judicial Workload Assessment
Source: SCV-SQL-Information

2024 Overall GRAND TOTAL		Distribution of Caseload		Change*		Percentage (%) of Caseload		
116	-57	Criminal	37 32%	184.6% ▲	+24	Criminal	2023 7.5%	2024 31.9%
2024		Traffic	58 50%	-56.7% ▼	-76	Traffic	77.5%	50.0%
2023		Civil	21 18%	-19.2% ▼	-5	Civil	15.0%	18.1%
		GRAND TOTAL	116 100%	-32.9% ▼	-57	GRAND TOTAL	100%	100%

Filings by Division & Code



Division	Case Type Description	Code	Summary	Change	% Change	Absolute Change
Criminal	Misdemeanor	M	23	▲	+360.0%	+18
	Capias	CA	7	▲	+40.0%	+2
	Felony	F	6	▲	-	+6
	Show Cause	SC	1	▼	-66.7%	-2
	Total		37	▲	184.6%	+24
Traffic	Infraction	I	43	▼	-64.2%	-77
	Misdemeanor	M	12	▲	+100.0%	+6
	Other	O	3	▼	-62.5%	-5
	Total		58	▼	-56.7%	-76
Civil	Unlawful Detainer	UD	13	▲	+550.0%	+11
	Warrant in Debt	WD	6	▼	-50.0%	-6
	Admin License	AL	1	▼	-66.7%	-2
	Garnishment	GA	1	▼	-88.9%	-8
	Total		21	▼	-19.2%	-5
GRAND TOTAL			116	▼	-32.9%	-57

Filings by Major Case Category**

Category	Summary	Change	% Change	Absolute Change
Felony	6	▲	-	+6
Garnishment	1	▼	-88.9%	-8
General Civil	6	▼	-50.0%	-6
Infraction/Civil Violation	46	▼	-64.1%	-82
Landlord /Tenant	13	▲	+550.0%	+11
Misdemeanor	35	▲	+218.2%	+24
Other	9	▼	-18.2%	-2
GRAND TOTAL		116	▼	-32.9%

* Compared to same time period as previous year

** Case Type Categories are defined in the 2017 Virginia Judicial Workload Assessment
 Source: SCV-SQL-Information

2024 Overall GRAND TOTAL		Distribution of Caseload			Change*		Percentage (%) of Caseload		
1,890	+251	Criminal	407	22%	48.5% ▲	+133	Criminal	2023	2024
		Traffic	556	29%	-20.1% ▼	-140	Traffic	16.7%	21.5%
		Civil	855	45%	42.5% ▲	+255	Civil	42.5%	29.4%
		Civil Commitments	72	4%	4.3% ▲	+3	Civil	36.6%	45.2%
		GRAND TOTAL	1,890	100%	15.3% ▲	+251	Civil Commitments	4.2%	3.8%
							GRAND TOTAL	100%	100%

Filings by Division & Code

Division	Case Type Description	Code	Summary	Change	% Change	Absolute Change
Criminal	Misdemeanor	M	264	▲	+63.0%	+102
	Felony	F	90	▲	+20.0%	+15
	Capias	CA	33	▲	+135.7%	+19
	Show Cause	SC	16	▼	-23.8%	-5
	Civil Violation	CV	4	▲	+100.0%	+2
	Total			407	▲	48.5%
Traffic	Infraction	I	371	▼	-14.9%	-65
	Misdemeanor	M	113	▼	-7.4%	-9
	Other	O	58	▼	-51.3%	-61
	Civil Violation	CV	5	▲	+400.0%	+4
	Show Cause	SC	5	▼	-61.5%	-8
	Felony	F	3	↔		-
	Capias	CA	1	▼	-50.0%	-1
Total			556	▼	-20.1%	-140
Civil	Unlawful Detainer	UD	492	▲	+92.2%	+236
	Warrant in Debt	WD	180	▲	+5.3%	+9
	Garnishment	GA	93	▲	+6.9%	+6
	Other	OT	24	▼	-7.7%	-2
	Preliminary Protective Order	PP	23	▲	+9.5%	+2
	Protective Order	PO	16	▲	+23.1%	+3
	Bond Forfeiture	BF	10	▲	+25.0%	+2
	Interrogatory	IN	8	▲	+60.0%	+3
	Admin License	AL	3	↔		-
	Counter Claim	CC	2	▼	-33.3%	-1
	Motion for Judgment	MJ	2	▲	+100.0%	+1
	Abstract	AJ	1	▲	-	+1
	Tenants Assertion	TA	1	▼	-83.3%	-5
	Total			855	▲	42.5%
Civil Commitments	Mental Commitment	MC	29	▲	+31.8%	+7
	Temporary Detention Order	TD	27	▼	-20.6%	-7
	Emergency Custody Order	EC	8	▼	-33.3%	-4
	Petition	PT	6	▲	+500.0%	+5
	Other	OT	2	▲	-	+2
Total			72	▲	4.3%	+3
GRAND TOTAL			1,890	▲	15.3%	+251

Filings by Major Case Category**

Category	Summary	Change	% Change	Absolute Change
Felony	93	▲	+19.2%	+15
Garnishment	101	▲	+9.8%	+9
General Civil	182	▲	+5.2%	+9
Infraction/Civil Violation	438	▲	-21.5%	-120
Involuntary Civil Commitments	8	▲	+700.0%	+7
Landlord /Tenant	493	▲	+88.2%	+231
Misdemeanor	377	▲	+32.7%	+93
Other	159	▲	+1.3%	+2
Protective Orders	39	▲	+14.7%	+5

* Compared to same time period as previous year



** Case Type Categories are defined in the 2017 Virginia Judicial Workload Assessment

CPSS - GCMS CASELOAD STATISTICS OF THE GENERAL DISTRICT COURTS
January 2024 thru January 2024 Filings (Compared to January 2023 thru January 2023)

<i>GRAND TOTAL</i>	1,890	▲	15.3%	+251
---------------------------	--------------	---	-------	------

* Compared to same time period as previous year

** Case Type Categories are defined in the 2017 Virginia Judicial Workload Assessment
Source: SCV-SQL-Information

2024 Overall GRAND TOTAL		Distribution of Caseload			Change*		Percentage (%) of Caseload		
19,725	+3,010	Criminal	2,701	14%	28.7% ▲	+603	Criminal	2023	2024
		Traffic	13,956	71%	17.3% ▲	+2,059	Traffic	12.6%	13.7%
		Civil	2,794	14%	13.5% ▲	+332	Civil	71.2%	70.8%
		Civil Commitments	274	1%	6.2% ▲	+16	Civil Commitments	14.7%	14.2%
		GRAND TOTAL	19,725	100%	18.0% ▲	+3,010	GRAND TOTAL	100%	100%

Filings by Division & Code

Division	Case Type Description	Code	Summary	Change	% Change	Absolute Change
Criminal	Misdemeanor	M	1,466	▲	+34.4%	+375
	Felony	F	932	▲	+11.5%	+96
	Capias	CA	242	▲	+126.2%	+135
	Show Cause	SC	40	▼	-4.8%	-2
	Civil Violation	CV	21	▼	-4.5%	-1
	Total			2,701	▲	28.7%
Traffic	Infraction	I	12,104	▲	+19.7%	+1,996
	Misdemeanor	M	1,622	▲	+0.9%	+15
	Capias	CA	79	▲	+29.5%	+18
	Show Cause	SC	66	▲	+83.3%	+30
	Felony	F	39	▲	+30.0%	+9
	Civil Violation	CV	25	▼	-32.4%	-12
	Motion	MO	19	▲	+18.8%	+3
	Restricted Operators License	RL	2	↔		-
Total			13,956	▲	17.3%	+2,059
Civil	Warrant in Debt	WD	1,158	▲	+7.8%	+84
	Unlawful Detainer	UD	946	▲	+67.4%	+381
	Garnishment	GA	295	▼	-24.7%	-97
	Admin License	AL	137	▲	+6.2%	+8
	Other	OT	47	▲	+11.9%	+5
	Preliminary Protective Order	PP	41	▼	-28.1%	-16
	Show Cause	SC	38	▲	+18.8%	+6
	Interrogatory	IN	29	▲	+16.0%	+4
	Bond Forfeiture	BF	21	↔		-
	Protective Order	PO	19	▼	-45.7%	-16
	Impoundment	IM	14	▲	+250.0%	+10
	Motion for Judgment	MJ	14	▲	+16.7%	+2
	Zoning Violation	ZO	12	▼	-65.7%	-23
	Counter Claim	CC	9	↔		-
	Detinue	DT	5	▲	+400.0%	+4
	Overweight	OC	3	▼	-57.1%	-4
	Abstract	AJ	2	▼	-87.5%	-14
	Tenants Assertion	TA	2	▼	-50.0%	-2
	Capias	CA	1	↔		-
	Petition-Restore Arms	PR	1	▲	-	+1
Cross Claim	CR	0	▼	-100.0%	-1	
Total			2,794	▲	13.5%	+332
Civil Commitments	Mental Commitment	MC	144	▲	+45.5%	+45
	Temporary Detention Order	TD	100	▼	-15.3%	-18
	Other	OT	14	▲	+133.3%	+8
	Emergency Custody Order	EC	10	▼	-65.5%	-19
	Medical Emergency Temporary Detention Order	MT	6	↔		-
Total			274	▲	6.2%	+16
GRAND TOTAL			19,725	▲	18.0%	+3,010

* Compared to same time period as previous year


** Case Type Categories are defined in the 2017 Virginia Judicial Workload Assessment

Filings by Major Case Category**

Category	Summary	Change	% Change	Absolute Change
Felony	971	▲	+12.1%	+105
Garnishment	324	▼	-22.3%	-93
General Civil	1,182	▲	+8.6%	+94
Infraction/Civil Violation	12,153	▼	+19.5%	+1,979
Involuntary Civil Commitments	14	▲	+133.3%	+8
Landlord /Tenant	948	▲	+66.6%	+379
Misdemeanor	3,102	▼	+13.4%	+367
Other	971	▲	+26.4%	+203
Protective Orders	60	▼	-34.8%	-32
GRAND TOTAL	19,725	▲	18.0%	+3,010

* Compared to same time period as previous year

** Case Type Categories are defined in the 2017 Virginia Judicial Workload Assessment
 Source: SCV-SQL-Information

2024 Overall GRAND TOTAL		Distribution of Caseload			Change*		Percentage (%) of Caseload		
450 +68 	Criminal	72	16%	157.1% ▲	+44	Criminal	2023: 7.3%	2024: 16.0%	
	Traffic	376	84%	7.1% ▲	+25	Traffic	91.9%	83.6%	
	Civil	2	0%	-33.3% ▼	-1	Civil	0.8%	0.4%	
	GRAND TOTAL	450	100%	17.8% ▲	+68	GRAND TOTAL	100%	100%	

Filings by Division & Code

Division	Case Type Description	Code	Summary	Change	% Change	Absolute Change
Criminal	Misdemeanor	M	65	▲	+170.8%	+41
	Capias	CA	7	▲	+600.0%	+6
	Civil Violation	CV	0	▼	-100.0%	-1
	Felony	F	0	▼	-100.0%	-1
	Show Cause	SC	0	▼	-100.0%	-1
	Total			72	▲	157.1%
Traffic	Infraction	I	320	▲	+7.4%	+22
	Misdemeanor	M	43	▲	+13.2%	+5
	Capias	CA	8	▲	+166.7%	+5
	Civil Violation	CV	4	▼	-66.7%	-8
	Show Cause	SC	1	▲	-	+1
	Total			376	▲	7.1%
Civil	Admin License	AL	1	▼	-66.7%	-2
	Zoning Violation	ZO	1	▲	-	+1
	Total		2	▼	-33.3%	-1
GRAND TOTAL			450	▲	17.8%	+68

Filings by Major Case Category**

Category	Summary	Change	% Change	Absolute Change
Felony	0	▼	-100.0%	-1
Infraction/Civil Violation	324	▼	+4.2%	+13
Misdemeanor	109	▲	+75.8%	+47
Other	17	▲	+112.5%	+9
GRAND TOTAL	450	▲	17.8%	+68

* Compared to same time period as previous year

** Case Type Categories are defined in the 2017 Virginia Judicial Workload Assessment
 Source: SCV-SQL-Information

2024 Overall GRAND TOTAL		Distribution of Caseload			Change*		Percentage (%) of Caseload		
1,998	-7	Criminal	182	9%	2.2% ▲	+4	Criminal	2023 8.9%	2024 9.1%
		Traffic	1,537	77%	-2.7% ▼	-43	Traffic	78.8%	76.9%
2024		Civil	272	14%	11.5% ▲	+28	Civil	12.2%	13.6%
2023		Civil Commitments	7	0%	133.3% ▲	+4	Civil Commitments	0.1%	0.4%
		GRAND TOTAL	1,998	100%	-0.3% ▼	-7	GRAND TOTAL	100%	100%

Filings by Division & Code


Division	Case Type Description	Code	Summary	Change	% Change	Absolute Change
Criminal	Misdemeanor	M	110	▼	-0.9%	-1
	Felony	F	46	▲	+27.8%	+10
	Civil Violation	CV	9	▼	-30.8%	-4
	Show Cause	SC	9	▲	+12.5%	+1
	Capias	CA	8	▼	-20.0%	-2
	Total			182	▲	2.2%
Traffic	Infraction	I	1,307	▼	-5.3%	-73
	Misdemeanor	M	223	▲	+14.9%	+29
	Felony	F	4	▲	+33.3%	+1
	Capias	CA	2	↔		-
	Show Cause	SC	1	↔		-
	Total			1,537	▼	-2.7%
Civil	Warrant in Debt	WD	129	▲	+22.9%	+24
	Garnishment	GA	59	▼	-4.8%	-3
	Unlawful Detainer	UD	37	▲	+131.3%	+21
	Admin License	AL	16	▼	-23.8%	-5
	Preliminary Protective Order	PP	9	▼	-30.8%	-4
	Other	OT	5	▼	-37.5%	-3
	Protective Order	PO	5	▲	+25.0%	+1
	Detinue	DT	4	▼	-20.0%	-1
	Abstract	AJ	3	▲	+200.0%	+2
	Impoundment	IM	1	▼	-66.7%	-2
	Interrogatory	IN	1	▼	-50.0%	-1
	Motion for Judgment	MJ	1	▲	-	+1
	Show Cause	SC	1	▼	-50.0%	-1
	Tenants Assertion	TA	1	▼	-50.0%	-1
Total			272	▲	11.5%	+28
Civil Commitments	Temporary Detention Order	TD	6	▲	-	+6
	Emergency Custody Order	EC	1	▼	-66.7%	-2
	Total		7	▲	133.3%	+4
GRAND TOTAL			1,998	▼	-0.3%	-7

Filings by Major Case Category**

Category	Summary	Change	% Change	Absolute Change
Felony	50	▲	+28.2%	+11
Garnishment	60	▼	-6.3%	-4
General Civil	134	▲	+18.6%	+21
Infraction/Civil Violation	1,316	▼	-5.5%	-77
Landlord /Tenant	38	▲	+111.1%	+20
Misdemeanor	333	▲	+9.2%	+28
Other	53	▲	-5.4%	-3
Protective Orders	14	▼	-17.6%	-3
GRAND TOTAL	1,998	▼	-0.3%	-7

* Compared to same time period as previous year

** Case Type Categories are defined in the 2017 Virginia Judicial Workload Assessment
 Source: SCV-SQL-Information

2024 Overall GRAND TOTAL		Distribution of Caseload			Change*		Percentage (%) of Caseload		
5,358	+1,040	Criminal	605	11%	14.8% ▲	+78	Criminal	2023	2024
		Traffic	3,651	68%	32.7% ▲	+899	Traffic	63.7%	68.1%
2024		Civil	1,001	19%	4.1% ▲	+39	Civil	22.3%	18.7%
2023		Civil Commitments	101	2%	31.2% ▲	+24	Civil Commitments	1.8%	1.9%
		GRAND TOTAL	5,358	100%	24.1% ▲	+1,040	GRAND TOTAL	100%	100%

Filings by Division & Code

Division	Case Type Description	Code	Summary	Change	% Change	Absolute Change
Criminal	Misdemeanor	M	320	▲	+6.0%	+18
	Felony	F	156	▲	+6.8%	+10
	Capias	CA	56	▲	+75.0%	+24
	Show Cause	SC	39	▲	+39.3%	+11
	Civil Violation	CV	34	▲	+78.9%	+15
	Total			605	▲	14.8%
Traffic	Infraction	I	3,186	▲	+33.8%	+804
	Misdemeanor	M	428	▲	+21.9%	+77
	Capias	CA	14	▲	+40.0%	+4
	Show Cause	SC	12	▲	-	+12
	Felony	F	11	▲	+37.5%	+3
	Restricted Operators License	RL	0	▼	-100.0%	-1
	Total			3,651	▲	32.7%
Civil	Warrant in Debt	WD	468	▲	+62.5%	+180
	Garnishment	GA	235	▼	-46.7%	-206
	Unlawful Detainer	UD	135	▲	+9.8%	+12
	Show Cause	SC	39	▲	+129.4%	+22
	Admin License	AL	35	▲	+52.2%	+12
	Interrogatory	IN	23	▲	+43.8%	+7
	Preliminary Protective Order	PP	17	▲	+13.3%	+2
	Other	OT	15	▲	+66.7%	+6
	Protective Order	PO	14	▲	+27.3%	+3
	Impoundment	IM	7	▲	+600.0%	+6
	Bond Forfeiture	BF	5	▲	-	+5
	Counter Claim	CC	3	↔	-	-
	Abstract	AJ	2	▼	-81.8%	-9
	Detinue	DT	1	▲	-	+1
	Overweight	OC	1	▲	-	+1
	Tenants Assertion	TA	1	▲	-	+1
	Capias	CA	0	▼	-100.0%	-2
	Interrogatory-Not	IC	0	▼	-100.0%	-1
	Mechanic's Lien	ML	0	▼	-100.0%	-1
Total			1,001	▲	4.1%	+39
Civil Commitments	Mental Commitment	MC	39	▲	+56.0%	+14
	Temporary Detention Order	TD	37	▼	-9.8%	-4
	Emergency Custody Order	EC	19	▲	+90.0%	+9
	Other	OT	4	▲	+300.0%	+3
	Medical Emergency Temporary Detention Order	MT	1	▲	-	+1
	Petition	PT	1	▲	-	+1
Total			101	▲	31.2%	+24
GRAND TOTAL			5,358	▲	24.1%	+1,040

Filings by Major Case Category**

Category	Summary	Change	% Change	Absolute Change
Felony	167	▲	+8.4%	+13
Garnishment	258	▼	-43.5%	-199
General Civil	476	▲	+63.6%	+185
Infraction/Civil Violation	3,221	▲	+34.2%	+820

* Compared to same time period as previous year

** Case Type Categories are defined in the 2017 Virginia Judicial Workload Assessment

Source: SCV-SQL-Information

CPSS - GCMS CASELOAD STATISTICS OF THE GENERAL DISTRICT COURTS

January 2024 thru January 2024 Filings (Compared to January 2023 thru January 2023)



Loudoun

District: 20 FIPS: 107

Involuntary Civil Commitments	5	▲	+400.0%	+4
Landlord /Tenant	136	▲	+10.6%	+13
Misdemeanor	748	▼	+14.4%	+94
Other	316	▲	+49.8%	+105
Protective Orders	31	▲	+19.2%	+5
GRAND TOTAL	5,358	▲	24.1%	+1,040

* Compared to same time period as previous year

** Case Type Categories are defined in the 2017 Virginia Judicial Workload Assessment
Source: SCV-SQL-Information

2024 Overall GRAND TOTAL		Distribution of Caseload		Change*		Percentage (%) of Caseload			
329	+97	Criminal	51	16%	142.9% ▲	+30	Criminal	2023 9.1%	2024 15.5%
		Traffic	268	81%	32.7% ▲	+66	Traffic	87.1%	81.5%
		Civil	10	3%	25.0% ▲	+2	Civil	3.4%	3.0%
		Civil Commitments	0	0%	-100.0% ▼	-1	Civil Commitments	0.4%	0.0%
		GRAND TOTAL	329	100%	41.8% ▲	+97	GRAND TOTAL	100%	100%

Filings by Division & Code

Division	Case Type Description	Code	Summary	Change	% Change	Absolute Change
Criminal	Misdemeanor	M	25	▲	+108.3%	+13
	Felony	F	18	▲	+200.0%	+12
	Capias	CA	3	▲	+200.0%	+2
	Civil Violation	CV	3	▲	-	+3
	Show Cause	SC	2	↔	-	-
	Total			51	▲	142.9%
Traffic	Infraction	I	223	▲	+24.6%	+44
	Misdemeanor	M	43	▲	+115.0%	+23
	Restricted Operators License	RL	1	▲	-	+1
	Show Cause	SC	1	▼	-50.0%	-1
	Capias	CA	0	▼	-100.0%	-1
	Total			268	▲	32.7%
Civil	Admin License	AL	3	▲	+50.0%	+1
	Warrant in Debt	WD	3	▲	-	+3
	Abstract	AJ	1	▲	-	+1
	Garnishment	GA	1	▲	-	+1
	Impoundment	IM	1	▼	-75.0%	-3
	Unlawful Detainer	UD	1	▲	-	+1
	Other	OT	0	▼	-100.0%	-1
	Protective Order	PO	0	▼	-100.0%	-1
Total			10	▲	25.0%	+2
Civil Commitments	Emergency Custody Order	EC	0	▼	-100.0%	-1
Total			0	▼	-100.0%	-1
GRAND TOTAL			329	▲	41.8%	+97

Filings by Major Case Category**

Category	Summary	Change	% Change	Absolute Change
Felony	18	▲	+200.0%	+12
Garnishment	1	▲	-	+1
General Civil	3	▲	+200.0%	+2
Infraction/Civil Violation	226	▲	+26.3%	+47
Landlord /Tenant	1	▲	-	+1
Misdemeanor	69	▲	+115.6%	+37
Other	11	▲	-15.4%	-2
Protective Orders	0	▼	-100.0%	-1
GRAND TOTAL	329	▲	41.8%	+97

* Compared to same time period as previous year

** Case Type Categories are defined in the 2017 Virginia Judicial Workload Assessment
 Source: SCV-SQL-Information

2024 Overall GRAND TOTAL	Distribution of Caseload	Change*	Percentage (%) of Caseload
1,013 +202			
2024	Criminal 141 14%	13.7% ▲ +17	Criminal 15.3% 2023
2023	Traffic 571 56%	41.0% ▲ +166	Traffic 49.9% 2024
	Civil 272 27%	1.9% ▲ +5	Civil 32.9% 2023
	Civil Commitments 29 3%	93.3% ▲ +14	Civil Commitments 1.8% 2024
	GRAND TOTAL 1,013 100%	24.9% ▲ +202	GRAND TOTAL 100% 100%

Filings by Division & Code

Division	Case Type Description	Code	Summary	Change	% Change	Absolute Change
Criminal	Misdemeanor	M	72	▼	-16.3%	-14
	Felony	F	47	▲	+104.3%	+24
	Capias	CA	12	▲	+100.0%	+6
	Civil Violation	CV	8	▲	+60.0%	+3
	Show Cause	SC	2	▼	-50.0%	-2
	Total			141	▲	13.7%
Traffic	Infraction	I	410	▲	+41.4%	+120
	Misdemeanor	M	156	▲	+51.5%	+53
	Felony	F	2	▼	-33.3%	-1
	Show Cause	SC	2	▲	+100.0%	+1
	Capias	CA	1	▼	-80.0%	-4
	Civil Violation	CV	0	▼	-100.0%	-3
	Total			571	▲	41.0%
Civil	Garnishment	GA	73	▼	-5.2%	-4
	Warrant in Debt	WD	72	▼	-19.1%	-17
	Unlawful Detainer	UD	54	▲	+10.2%	+5
	Other	OT	20	▲	+33.3%	+5
	Detinue	DT	17	▲	+183.3%	+11
	Bond Forfeiture	BF	11	↔		-
	Preliminary Protective Order	PP	11	▲	+37.5%	+3
	Protective Order	PO	10	▲	+100.0%	+5
	Overweight	OC	3	▲	-	+3
	Admin License	AL	1	▼	-83.3%	-5
	Impoundment	IM	0	▼	-100.0%	-1
Total			272	▲	1.9%	+5
Civil Commitments	Temporary Detention Order	TD	15	▲	+87.5%	+7
	Emergency Custody Order	EC	10	▲	+66.7%	+4
	Mental Commitment	MC	4	▲	+300.0%	+3
	Total			29	▲	93.3%
GRAND TOTAL			1,013	▲	24.9%	+202

Filings by Major Case Category**

Category	Summary	Change	% Change	Absolute Change
Felony	49	▲	+88.5%	+23
Garnishment	73	▼	-5.2%	-4
General Civil	89	▲	-6.3%	-6
Infraction/Civil Violation	421	▲	+41.3%	+123
Landlord /Tenant	54	▲	+10.2%	+5
Misdemeanor	228	▲	+20.6%	+39
Other	78	▲	+21.9%	+14
Protective Orders	21	▲	+61.5%	+8
GRAND TOTAL	1,013	▲	24.9%	+202

* Compared to same time period as previous year

** Case Type Categories are defined in the 2017 Virginia Judicial Workload Assessment

2024 Overall GRAND TOTAL		Distribution of Caseload		Change*		Percentage (%) of Caseload		
383	+55	Criminal	64 17%	-7.2% ▼	-5	Criminal	2023 21.0%	2024 16.7%
		Traffic	151 39%	2.0% ▲	+3	Traffic	45.1%	39.4%
2024		Civil	141 37%	53.3% ▲	+49	Civil	28.0%	36.8%
2023		Civil Commitments	27 7%	42.1% ▲	+8	Civil Commitments	5.8%	7.0%
		GRAND TOTAL	383 100%	16.8% ▲	+55	GRAND TOTAL	100%	100%

Filings by Division & Code

Division	Case Type Description	Code	Summary	Change	% Change	Absolute Change
Criminal	Misdemeanor	M	37	▼	-5.1%	-2
	Felony	F	17	▼	-22.7%	-5
	Capias	CA	5	↔		-
	Show Cause	SC	5	▲	+66.7%	+2
	Total		64	▼	-7.2%	-5
Traffic	Infraction	I	105	▼	-4.5%	-5
	Misdemeanor	M	39	▲	+11.4%	+4
	Show Cause	SC	6	▲	+200.0%	+4
	Felony	F	1	▲	-	+1
	Capias	CA	0	▼	-100.0%	-1
	Total		151	▲	2.0%	+3
Civil	Unlawful Detainer	UD	59	▲	+73.5%	+25
	Garnishment	GA	36	▲	+33.3%	+9
	Warrant in Debt	WD	33	▲	+153.8%	+20
	Other	OT	4	↔		-
	Bond Forfeiture	BF	3	▼	-57.1%	-4
	Abstract	AJ	1	▲	-	+1
	Admin License	AL	1	↔		-
	Impoundment	IM	1	↔		-
	Interrogatory	IN	1	↔		-
	Preliminary Protective Order	PP	1	▼	-66.7%	-2
	Protective Order	PO	1	↔		-
	Total		141	▲	53.3%	+49
Civil Commitments	Temporary Detention Order	TD	12	▲	+71.4%	+5
	Emergency Custody Order	EC	9	↔		-
	Mental Commitment	MC	6	▲	+100.0%	+3
	Total		27	▲	42.1%	+8
GRAND TOTAL			383	▲	16.8%	+55

Filings by Major Case Category**

Category	Summary	Change	% Change	Absolute Change	
Felony	18	▲	-18.2%	-4	
Garnishment	37	▲	+32.1%	+9	
General Civil	33	▲	+153.8%	+20	
Infraction/Civil Violation	105	▼	-4.5%	-5	
Landlord /Tenant	59	▲	+73.5%	+25	
Misdemeanor	76	▲	+2.7%	+2	
Other	53	▲	+23.3%	+10	
Protective Orders	2	▼	-50.0%	-2	
GRAND TOTAL		383	▲	16.8%	+55

* Compared to same time period as previous year

** Case Type Categories are defined in the 2017 Virginia Judicial Workload Assessment
 Source: SCV-SQL-Information

2024 Overall GRAND TOTAL		Distribution of Caseload		Change*		Percentage (%) of Caseload			
190	-68	Criminal	45 24%	-6.3%	▼	-3	Criminal	2023 18.6%	2024 23.7%
		Traffic	117 62%	-37.8%	▼	-71	Traffic	72.9%	61.6%
2024		Civil	28 15%	33.3%	▲	+7	Civil	8.1%	14.7%
2023		Civil Commitments	0 0%	-100.0%	▼	-1	Civil Commitments	0.4%	0.0%
		GRAND TOTAL	190 100%	-26.4%	▼	-68	GRAND TOTAL	100%	100%

Filings by Division & Code



Division	Case Type Description	Code	Summary	Change	% Change	Absolute Change
Criminal	Misdemeanor	M	28	▼	-12.5%	-4
	Felony	F	16	▲	+166.7%	+10
	Capias	CA	1	▼	-50.0%	-1
	Civil Violation	CV	0	▼	-100.0%	-1
	Show Cause	SC	0	▼	-100.0%	-7
	Total			45	▼	-6.3%
Traffic	Infraction	I	83	▼	-45.8%	-70
	Misdemeanor	M	33	↔		-
	Felony	F	1	↔		-
	Capias	CA	0	▼	-100.0%	-1
	Total			117	▼	-37.8%
Civil	Garnishment	GA	10	▲	+100.0%	+5
	Warrant in Debt	WD	9	▲	+125.0%	+5
	Protective Order	PO	3	↔		-
	Preliminary Protective Order	PP	2	▲	+100.0%	+1
	Unlawful Detainer	UD	2	↔		-
	Admin License	AL	1	▼	-50.0%	-1
	Counter Claim	CC	1	▲	-	+1
	Bond Forfeiture	BF	0	▼	-100.0%	-1
	Capias	CA	0	▼	-100.0%	-1
	Motion for Judgment	MJ	0	▼	-100.0%	-1
	Other	OT	0	▼	-100.0%	-1
	Total			28	▲	33.3%
Civil Commitments	Temporary Detention Order	TD	0	▼	-100.0%	-1
	Total			0	▼	-100.0%
GRAND TOTAL			190	▼	-26.4%	-68

Filings by Major Case Category**

Category	Summary	Change	% Change	Absolute Change
Felony	17	▲	+142.9%	+10
Garnishment	10	▲	+100.0%	+5
General Civil	9	▲	+80.0%	+4
Infraction/Civil Violation	83	▼	-46.1%	-71
Landlord /Tenant	2	↔		0
Misdemeanor	61	▼	-6.2%	-4
Other	3	▲	-81.3%	-13
Protective Orders	5	▲	+25.0%	+1
GRAND TOTAL	190	▼	-26.4%	-68

* Compared to same time period as previous year

** Case Type Categories are defined in the 2017 Virginia Judicial Workload Assessment
 Source: SCV-SQL-Information

2024 Overall GRAND TOTAL		Distribution of Caseload			Change*		Percentage (%) of Caseload		
1,437	+382	Criminal	389	27%	50.8% ▲	+131	Criminal	2023	2024
		Traffic	573	40%	171.6% ▲	+362	Traffic	24.5%	27.1%
		Civil	376	26%	-25.0% ▼	-125	Civil	20.0%	39.9%
		Civil Commitments	99	7%	16.5% ▲	+14	Civil Commitments	47.5%	26.2%
		GRAND TOTAL	1,437	100%	36.2% ▲	+382	GRAND TOTAL	8.1%	6.9%
							GRAND TOTAL	100%	100%

Filings by Division & Code

Division	Case Type Description	Code	Summary	Change	% Change	Absolute Change
Criminal	Misdemeanor	M	211	▲	+24.9%	+42
	Felony	F	139	▲	+208.9%	+94
	Capias	CA	35	▲	+12.9%	+4
	Civil Violation	CV	3	↔		-
	Show Cause	SC	1	▼	-83.3%	-5
	Restricted Operators License	RL	0	▼	-100.0%	-4
	Total			389	▲	50.8%
Traffic	Infraction	I	428	▲	+259.7%	+309
	Misdemeanor	M	141	▲	+74.1%	+60
	Capias	CA	3	▼	-57.1%	-4
	Felony	F	1	▼	-50.0%	-1
	Restricted Operators License	RL	0	▼	-100.0%	-1
	Show Cause	SC	0	▼	-100.0%	-1
Total			573	▲	171.6%	+362
Civil	Warrant in Debt	WD	92	▼	-21.4%	-25
	Unlawful Detainer	UD	91	▼	-23.5%	-28
	Garnishment	GA	89	▼	-30.5%	-39
	Detinue	DT	49	▼	-38.0%	-30
	Other	OT	25	▼	-7.4%	-2
	Protective Order	PO	15	▲	+275.0%	+11
	Preliminary Protective Order	PP	9	▼	-10.0%	-1
	Bond Forfeiture	BF	3	▼	-25.0%	-1
	Admin License	AL	1	▼	-83.3%	-5
	Interrogatory	IN	1	↔		-
	Motion for Judgment	MJ	1	▲		+1
	Abstract	AJ	0	▼	-100.0%	-2
	Impoundment	IM	0	▼	-100.0%	-2
	Petition-Restore Arms	PR	0	▼	-100.0%	-2
	Total			376	▼	-25.0%
Civil Commitments	Mental Commitment	MC	50	▲	+47.1%	+16
	Other	OT	22	▲	+37.5%	+6
	Temporary Detention Order	TD	20	↔		-
	Emergency Custody Order	EC	7	▼	-53.3%	-8
Total			99	▲	16.5%	+14
GRAND TOTAL			1,437	▲	36.2%	+382

Filings by Major Case Category**

Category	Summary	Change	% Change	Absolute Change
Felony	140	▲	+197.9%	+93
Garnishment	90	▼	-30.2%	-39
General Civil	144	▲	-28.0%	-56
Infraction/Civil Violation	431	▲	+253.3%	+309
Involuntary Civil Commitments	22	▲	+37.5%	+6
Landlord /Tenant	91	▼	-23.5%	-28
Misdemeanor	352	▼	+38.0%	+97
Other	143	▼	-6.5%	-10
Protective Orders	24	▲	+71.4%	+10

* Compared to same time period as previous year


** Case Type Categories are defined in the 2017 Virginia Judicial Workload Assessment

CPSS - GCMS CASELOAD STATISTICS OF THE GENERAL DISTRICT COURTS
January 2024 thru January 2024 Filings (Compared to January 2023 thru January 2023)

GRAND TOTAL	1,437	▲	36.2%	+382
--------------------	--------------	---	-------	------

* Compared to same time period as previous year

** Case Type Categories are defined in the 2017 Virginia Judicial Workload Assessment
Source: SCV-SQL-Information

2024 Overall GRAND TOTAL		Distribution of Caseload		Change*		Percentage (%) of Caseload			
918 +266 		Criminal	135	15%	2.3% ▲	+3	Criminal	20.2%	14.7%
		Traffic	602	66%	61.8% ▲	+230	Traffic	57.1%	65.6%
		Civil	167	18%	27.5% ▲	+36	Civil	20.1%	18.2%
		Civil Commitments	14	2%	-17.6% ▼	-3	Civil Commitments	2.6%	1.5%
		GRAND TOTAL	918	100%	40.8% ▲	+266	GRAND TOTAL	100%	100%

Filings by Division & Code



Division	Case Type Description	Code	Summary	Change	% Change	Absolute Change
Criminal	Misdemeanor	M	91	▲	+15.2%	+12
	Felony	F	17	▼	-58.5%	-24
	Capias	CA	11	▲	+22.2%	+2
	Civil Violation	CV	8	▲	+300.0%	+6
	Show Cause	SC	8	▲	+700.0%	+7
	Total			135	▲	2.3%
Traffic	Infraction	I	509	▲	+66.3%	+203
	Misdemeanor	M	91	▲	+44.4%	+28
	Capias	CA	2	↔	-	-
	Felony	F	0	▼	-100.0%	-1
	Total			602	▲	61.8%
Civil	Garnishment	GA	51	▲	+64.5%	+20
	Warrant in Debt	WD	50	▲	+13.6%	+6
	Unlawful Detainer	UD	22	▼	-24.1%	-7
	Other	OT	13	▲	+116.7%	+7
	Admin License	AL	7	▲	+40.0%	+2
	Detinue	DT	6	▼	-33.3%	-3
	Impoundment	IM	4	▲	-	+4
	Preliminary Protective Order	PP	4	▲	+300.0%	+3
	Interrogatory	IN	3	▲	-	+3
	Abstract	AJ	2	▲	-	+2
	Bond Forfeiture	BF	2	↔	-	-
	Counter Claim	CC	1	↔	-	-
	Motion for Judgment	MJ	1	▲	-	+1
	Protective Order	PO	1	↔	-	-
	Petition-Restore Arms	PR	0	▼	-100.0%	-1
	Tenants Assertion	TA	0	▼	-100.0%	-1
Total			167	▲	27.5%	+36
Civil Commitments	Temporary Detention Order	TD	8	▼	-11.1%	-1
	Emergency Custody Order	EC	6	▼	-14.3%	-1
	Mental Commitment	MC	0	▼	-100.0%	-1
	Total			14	▼	-17.6%
GRAND TOTAL			918	▲	40.8%	+266

Filings by Major Case Category**

Category	Summary	Change	% Change	Absolute Change
Felony	17	▼	-59.5%	-25
Garnishment	54	▲	+74.2%	+23
General Civil	57	▲	+5.6%	+3
Infraction/Civil Violation	517	▲	+67.9%	+209
Landlord /Tenant	22	▼	-26.7%	-8
Misdemeanor	182	▲	+28.2%	+40
Other	64	▲	+48.8%	+21
Protective Orders	5	▲	+150.0%	+3
GRAND TOTAL	918	▲	40.8%	+266

* Compared to same time period as previous year

** Case Type Categories are defined in the 2017 Virginia Judicial Workload Assessment
 Source: SCV-SQL-Information

2024 Overall GRAND TOTAL		Distribution of Caseload			Change*		Percentage (%) of Caseload			
1,239	+423	Criminal	68	5%	-21.8%	▼	-19	Criminal	2023: 10.7%	2024: 5.5%
		Traffic	967	78%	141.8%	▲	+567	Traffic	49.0%	78.0%
		Civil	191	15%	-39.9%	▲	-127	Civil	39.0%	15.4%
		Civil Commitments	13	1%	18.2%	▲	+2	Civil Commitments	1.3%	1.0%
		GRAND TOTAL	1,239	100%	51.8%	▲	+423	GRAND TOTAL	100%	100%

Filings by Division & Code



Division	Case Type Description	Code	Summary	Change	% Change	Absolute Change
Criminal	Misdemeanor	M	40	▼	-36.5%	-23
	Felony	F	24	▲	+60.0%	+9
	Capias	CA	4	▼	-33.3%	-2
	Civil Violation	CV	0	▼	-100.0%	-2
	Show Cause	SC	0	▼	-100.0%	-1
	Total			68	▼	-21.8%
Traffic	Infraction	I	850	▲	+153.0%	+514
	Misdemeanor	M	114	▲	+81.0%	+51
	Felony	F	2	▲	-	+2
	Capias	CA	1	↔	-	-
	Total			967	▲	141.8%
Civil	Warrant in Debt	WD	85	▼	-50.0%	-85
	Garnishment	GA	46	▼	-41.0%	-32
	Unlawful Detainer	UD	37	▼	-15.9%	-7
	Other	OT	8	▼	-20.0%	-2
	Detinue	DT	3	▲	+200.0%	+2
	Show Cause	SC	3	▲	-	+3
	Impoundment	IM	2	▲	-	+2
	Preliminary Protective Order	PP	2	▲	+100.0%	+1
	Abstract	AJ	1	▼	-75.0%	-3
	Admin License	AL	1	▼	-75.0%	-3
	Bond Forfeiture	BF	1	▼	-66.7%	-2
	Interrogatory	IN	1	▲	-	+1
	Tenants Assertion	TA	1	▲	-	+1
	Counter Claim	CC	0	▼	-100.0%	-2
	Petition-Restore Arms	PR	0	▼	-100.0%	-1
	Total			191	▼	-39.9%
Civil Commitments	Temporary Detention Order	TD	9	▲	+50.0%	+3
	Emergency Custody Order	EC	4	▼	-20.0%	-1
	Total			13	▲	18.2%
GRAND TOTAL			1,239	▲	51.8%	+423

Filings by Major Case Category**

Category	Summary	Change	% Change	Absolute Change
Felony	26	▲	+73.3%	+11
Garnishment	47	▲	-39.7%	-31
General Civil	89	▲	-48.6%	-84
Infraction/Civil Violation	850	▲	+151.5%	+512
Landlord /Tenant	38	▲	-13.6%	-6
Misdemeanor	154	▲	+22.2%	+28
Other	33	▲	-19.5%	-8
Protective Orders	2	▲	+100.0%	+1
GRAND TOTAL	1,239	▲	51.8%	+423

* Compared to same time period as previous year

** Case Type Categories are defined in the 2017 Virginia Judicial Workload Assessment
 Source: SCV-SQL-Information

2024 Overall GRAND TOTAL		Distribution of Caseload			Change*		Percentage (%) of Caseload		
3,444	+971	Criminal	490	14%	22.2% ▲	+89	Criminal	2023 16.2%	2024 14.2%
		Traffic	1,762	51%	91.5% ▲	+842	Traffic	37.2%	51.2%
		Civil	1,067	31%	4.2% ▲	+43	Civil	41.4%	31.0%
		Civil Commitments	125	4%	-2.3% ▼	-3	Civil Commitments	5.2%	3.6%
		GRAND TOTAL	3,444	100%	39.3% ▲	+971	GRAND TOTAL	100%	100%

Filings by Division & Code

Division	Case Type Description	Code	Summary	Change	% Change	Absolute Change
Criminal	Misdemeanor	M	348	▲	+26.5%	+73
	Felony	F	116	▲	+14.9%	+15
	Capias	CA	15	▲	+87.5%	+7
	Show Cause	SC	8	▼	-42.9%	-6
	Civil Violation	CV	1	▼	-66.7%	-2
	Motion	MO	1	▲	-	+1
	Restricted Operators License	RL	1	▲	-	+1
	Total			490	▲	22.2%
Traffic	Infraction	I	1,291	▲	+100.5%	+647
	Misdemeanor	M	450	▲	+94.0%	+218
	Felony	F	12	▼	-25.0%	-4
	Civil Violation	CV	5	▼	-16.7%	-1
	Motion	MO	2	↔	-	-
	Capias	CA	1	▼	-66.7%	-2
	Show Cause	SC	1	▼	-91.7%	-11
	Restricted Operators License	RL	0	▼	-100.0%	-5
Total			1,762	▲	91.5%	+842
Civil	Unlawful Detainer	UD	325	▲	+22.6%	+60
	Warrant in Debt	WD	324	▲	+24.6%	+64
	Garnishment	GA	215	▼	-26.1%	-76
	Other	OT	48	▲	-	-
	Detinue	DT	38	▼	-44.1%	-30
	Preliminary Protective Order	PP	34	▲	+47.8%	+11
	Interrogatory	IN	27	▲	+92.9%	+13
	Protective Order	PO	27	▲	+200.0%	+18
	Show Cause	SC	8	▼	-46.7%	-7
	Bond Forfeiture	BF	7	▼	-30.0%	-3
	Tenants Assertion	TA	5	▲	-	+5
	Admin License	AL	3	▼	-62.5%	-5
	Abstract	AJ	2	▼	-66.7%	-4
	Counter Claim	CC	2	▼	-33.3%	-1
	Impoundment	IM	2	▲	+100.0%	+1
Capias	CA	0	▼	-100.0%	-3	
Total			1,067	▲	4.2%	+43
Civil Commitments	Temporary Detention Order	TD	67	▲	+28.8%	+15
	Mental Commitment	MC	29	▼	-9.4%	-3
	Emergency Custody Order	EC	13	▼	-48.0%	-12
	Medical Emergency Temporary Detention Order	MT	13	▲	+18.2%	+2
	Other	OT	3	▼	-62.5%	-5
Total			125	▼	-2.3%	-3
GRAND TOTAL			3,444	▲	39.3%	+971

Filings by Major Case Category**

Category	Summary	Change	% Change	Absolute Change
Felony	128	▼	+9.4%	+11
Garnishment	242	▲	-20.7%	-63
General Civil	366	▲	+10.9%	+36
Infraction/Civil Violation	1,297	▲	+98.6%	+644

* Compared to same time period as previous year

** Case Type Categories are defined in the 2017 Virginia Judicial Workload Assessment

CPSS - GCMS CASELOAD STATISTICS OF THE GENERAL DISTRICT COURTS
 January 2024 thru January 2024 Filings (Compared to January 2023 thru January 2023)



Roanoke

District: 23 FIPS: 770

Involuntary Civil Commitments	3	▼	-62.5%	-5
Landlord /Tenant	330	▲	+24.5%	+65
Misdemeanor	799	▲	+56.1%	+287
Other	218	▲	-13.1%	-33
Protective Orders	61	▲	+90.6%	+29
GRAND TOTAL	3,444	▲	39.3%	+971

* Compared to same time period as previous year

** Case Type Categories are defined in the 2017 Virginia Judicial Workload Assessment
 Source: SCV-SQL-Information

2024 Overall GRAND TOTAL		Distribution of Caseload			Change*		Percentage (%) of Caseload		
2,337	+395	Criminal	221	9%	-13.7% ▼	-35	Criminal	2023	2024
		Traffic	1,654	71%	25.9% ▲	+340	Traffic	13.2%	9.5%
		Civil	377	16%	27.4% ▲	+81	Civil	67.7%	70.8%
		Civil Commitments	85	4%	11.8% ▲	+9	Civil Commitments	15.2%	16.1%
		GRAND TOTAL	2,337	100%	20.3% ▲	+395	GRAND TOTAL	100%	100%

Filings by Division & Code

Division	Case Type Description	Code	Summary	Change	% Change	Absolute Change
Criminal	Misdemeanor	M	146	▼	-15.1%	-26
	Felony	F	50	▼	-16.7%	-10
	Capias	CA	17	▲	+54.5%	+6
	Show Cause	SC	8	▼	-20.0%	-2
	Civil Violation	CV	0	▼	-100.0%	-3
	Total			221	▼	-13.7%
Traffic	Infraction	I	1,263	▲	+23.2%	+238
	Misdemeanor	M	368	▲	+34.8%	+95
	Show Cause	SC	12	▲	-	+12
	Capias	CA	9	▲	+200.0%	+6
	Civil Violation	CV	1	▼	-75.0%	-3
	Felony	F	1	▼	-87.5%	-7
	Restricted Operators License	RL	0	▼	-100.0%	-1
	Total			1,654	▲	25.9%
Civil	Warrant in Debt	WD	176	▲	+85.3%	+81
	Garnishment	GA	87	▲	+40.3%	+25
	Unlawful Detainer	UD	63	▼	-13.7%	-10
	Admin License	AL	11	▼	-26.7%	-4
	Other	OT	11	▲	+10.0%	+1
	Abstract	AJ	5	▲	+150.0%	+3
	Preliminary Protective Order	PP	5	▼	-16.7%	-1
	Bond Forfeiture	BF	4	▼	-33.3%	-2
	Impoundment	IM	4	▼	-60.0%	-6
	Interrogatory	IN	3	▼	-25.0%	-1
	Protective Order	PO	3	▼	-25.0%	-1
	Show Cause	SC	3	▼	-40.0%	-2
	Counter Claim	CC	2	▲	-	+2
	Detinue	DT	0	▼	-100.0%	-1
	Motion for Judgment	MJ	0	▼	-100.0%	-1
	Petition-Restore Arms	PR	0	▼	-100.0%	-1
	Tenants Assertion	TA	0	▼	-100.0%	-1
Total			377	▲	27.4%	+81
Civil Commitments	Mental Commitment	MC	52	↔	-	-
	Temporary Detention Order	TD	16	▲	+45.5%	+5
	Other	OT	9	▲	+28.6%	+2
	Emergency Custody Order	EC	8	▲	+33.3%	+2
Total			85	▲	11.8%	+9
GRAND TOTAL			2,337	▲	20.3%	+395

Filings by Major Case Category**

Category	Summary	Change	% Change	Absolute Change
Felony	51	▼	-25.0%	-17
Garnishment	90	▲	+36.4%	+24
General Civil	178	▼	+72.8%	+75
Infraction/Civil Violation	1,264	▼	+22.5%	+232
Involuntary Civil Commitments	9	▲	+28.6%	+2
Landlord /Tenant	63	▼	-14.9%	-11
Misdemeanor	514	▼	+15.2%	+68

* Compared to same time period as previous year

** Case Type Categories are defined in the 2017 Virginia Judicial Workload Assessment



CPSS - GCMS CASELOAD STATISTICS OF THE GENERAL DISTRICT COURTS
 January 2024 thru January 2024 Filings (Compared to January 2023 thru January 2023)

Roanoke County
 District: 23 FIPS: 161

Other	160	▲	+17.6%	+24
Protective Orders	8	▼	-20.0%	-2
GRAND TOTAL	2,337	▲	20.3%	+395

* Compared to same time period as previous year

** Case Type Categories are defined in the 2017 Virginia Judicial Workload Assessment
 Source: SCV-SQL-Information

2024 Overall GRAND TOTAL		Distribution of Caseload			Change*		Percentage (%) of Caseload		
927	+144	Criminal	169	18%	44.4% ▲	+52	Criminal	2023	2024
		Traffic	506	55%	14.0% ▲	+62	Traffic	14.9%	18.2%
		Civil	170	18%	16.4% ▲	+24	Civil	56.7%	54.6%
		Civil Commitments	82	9%	7.9% ▲	+6	Civil Commitments	18.6%	18.3%
		GRAND TOTAL	927	100%	18.4% ▲	+144	GRAND TOTAL	9.7%	8.8%
							GRAND TOTAL	100%	100%

Filings by Division & Code



Division	Case Type Description	Code	Summary	Change	% Change	Absolute Change
Criminal	Misdemeanor	M	123	▲	+75.7%	+53
	Felony	F	31	▲	+10.7%	+3
	Show Cause	SC	12	▲	+71.4%	+5
	Capias	CA	3	▼	-62.5%	-5
	Civil Violation	CV	0	▼	-100.0%	-4
	Total			169	▲	44.4%
Traffic	Infraction	I	390	▲	+1.0%	+4
	Misdemeanor	M	109	▲	+122.4%	+60
	Show Cause	SC	5	▼	-37.5%	-3
	Capias	CA	1	↔		-
	Felony	F	1	▲		+1
	Total			506	▲	14.0%
Civil	Unlawful Detainer	UD	65	▲	+97.0%	+32
	Warrant in Debt	WD	48	▼	-33.3%	-24
	Garnishment	GA	27	▲	+35.0%	+7
	Admin License	AL	14	▲	+366.7%	+11
	Detinue	DT	10	▲	+66.7%	+4
	Other	OT	2	▼	-50.0%	-2
	Impoundment	IM	1	↔		-
	Preliminary Protective Order	PP	1	▼	-66.7%	-2
	Protective Order	PO	1	▼	-66.7%	-2
	Show Cause	SC	1	▲		+1
	Tenants Assertion	TA	0	▼	-100.0%	-1
	Total			170	▲	16.4%
Civil Commitments	Mental Commitment	MC	51	▲	+18.6%	+8
	Emergency Custody Order	EC	11	▲	+83.3%	+5
	Temporary Detention Order	TD	11	▼	-54.2%	-13
	Other	OT	7	▲	+250.0%	+5
	Medical Emergency Temporary Detention Order	MT	2	▲	+100.0%	+1
	Total			82	▲	7.9%
GRAND TOTAL			927	▲	18.4%	+144

Filings by Major Case Category**

Category	Summary	Change	% Change	Absolute Change
Felony	32	▲	+14.3%	+4
Garnishment	27	▲	+35.0%	+7
General Civil	58	▼	-26.6%	-21
Infraction/Civil Violation	390	▼		0
Involuntary Civil Commitments	7	▲	+250.0%	+5
Landlord /Tenant	65	▼	+91.2%	+31
Misdemeanor	232	▲	+95.0%	+113
Other	114	▲	+8.6%	+9
Protective Orders	2	▼	-66.7%	-4
GRAND TOTAL	927	▲	18.4%	+144

* Compared to same time period as previous year

** Case Type Categories are defined in the 2017 Virginia Judicial Workload Assessment

2024 Overall GRAND TOTAL		Distribution of Caseload			Change*		Percentage (%) of Caseload		
601	-3	Criminal	163	27%	61.4% ▲	+62	Criminal	2023	2024
		Traffic	280	47%	-24.9% ▼	-93	Traffic	16.7%	27.1%
		Civil	151	25%	23.8% ▲	+29	Civil	61.8%	46.6%
		Civil Commitments	7	1%	-12.5% ▼	-1	Civil Commitments	20.2%	25.1%
		GRAND TOTAL	601	100%	-0.5% ▼	-3	GRAND TOTAL	100%	100%

Filings by Division & Code

Division	Case Type Description	Code	Summary	Change	% Change	Absolute Change
Criminal	Misdemeanor	M	116	▲	+123.1%	+64
	Felony	F	30	▼	-6.3%	-2
	Show Cause	SC	10	▲	+42.9%	+3
	Capias	CA	4	▼	-42.9%	-3
	Motion	MO	2	▼	-33.3%	-1
	Civil Violation	CV	1	▲	-	+1
	Total			163	▲	61.4%
Traffic	Infraction	I	225	▼	-26.0%	-79
	Misdemeanor	M	48	▼	-20.0%	-12
	Capias	CA	2	↔	-	-
	Civil Violation	CV	2	▼	-33.3%	-1
	Show Cause	SC	2	↔	-	-
	Felony	F	1	↔	-	-
	Motion	MO	0	▼	-100.0%	-1
Total			280	▼	-24.9%	-93
Civil	Warrant in Debt	WD	50	▲	+47.1%	+16
	Garnishment	GA	42	▲	+40.0%	+12
	Unlawful Detainer	UD	21	▼	-27.6%	-8
	Other	OT	11	▲	+37.5%	+3
	Preliminary Protective Order	PP	9	▲	-	+9
	Protective Order	PO	7	▲	-	+7
	Detinue	DT	4	▲	+33.3%	+1
	Show Cause	SC	4	▲	+33.3%	+1
	Admin License	AL	1	▼	-75.0%	-3
	Capias	CA	1	▲	-	+1
	Interrogatory	IN	1	▼	-75.0%	-3
	Abstract	AJ	0	▼	-100.0%	-2
	Bond Forfeiture	BF	0	▼	-100.0%	-4
Impoundment	IM	0	▼	-100.0%	-1	
Total			151	▲	23.8%	+29
Civil Commitments	Temporary Detention Order	TD	4	▼	-42.9%	-3
	Emergency Custody Order	EC	3	▲	+200.0%	+2
Total			7	▼	-12.5%	-1
GRAND TOTAL			601	▼	-0.5%	-3

Filings by Major Case Category**

Category	Summary	Change	% Change	Absolute Change
Felony	31	▼	-6.1%	-2
Garnishment	43	▼	+26.5%	+9
General Civil	55	▲	+48.6%	+18
Infraction/Civil Violation	228	▲	-25.7%	-79
Landlord /Tenant	21	▼	-27.6%	-8
Misdemeanor	164	▲	+46.4%	+52
Other	43	▲	-17.3%	-9
Protective Orders	16	▲	-	+16
GRAND TOTAL	601	▼	-0.5%	-3

* Compared to same time period as previous year

** Case Type Categories are defined in the 2017 Virginia Judicial Workload Assessment
 Source: SCV-SQL-Information

* Compared to same time period as previous year

** Case Type Categories are defined in the 2017 Virginia Judicial Workload Assessment
Source: SCV-SQL-Information

2024 Overall GRAND TOTAL		Distribution of Caseload			Change*		Percentage (%) of Caseload		
889	-44	Criminal	156	18%	-3.1% ▼	-5	Criminal	2023	2024
		Traffic	465	52%	-13.1% ▼	-70	Traffic	17.3%	17.5%
2024		Civil	256	29%	15.3% ▲	+34	Civil	57.3%	52.3%
2023		Civil Commitments	12	1%	-20.0% ▼	-3	Civil Commitments	23.8%	28.8%
		GRAND TOTAL	889	100%	-4.7% ▼	-44	GRAND TOTAL	100%	100%

Filings by Division & Code



Division	Case Type Description	Code	Summary	Change	% Change	Absolute Change
Criminal	Misdemeanor	M	87	▲	+3.6%	+3
	Felony	F	36	▼	-10.0%	-4
	Capias	CA	15	▲	+25.0%	+3
	Civil Violation	CV	9	▲	+50.0%	+3
	Show Cause	SC	9	▼	-52.6%	-10
	Total			156	▼	-3.1%
Traffic	Infraction	I	360	▼	-15.9%	-68
	Misdemeanor	M	76	▲	+11.8%	+8
	Show Cause	SC	15	▼	-28.6%	-6
	Capias	CA	11	▼	-31.3%	-5
	Felony	F	3	▲	+200.0%	+2
	Civil Violation	CV	0	▼	-100.0%	-1
	Total			465	▼	-13.1%
Civil	Warrant in Debt	WD	119	▲	+8.2%	+9
	Garnishment	GA	61	▲	+19.6%	+10
	Unlawful Detainer	UD	25	▼	-3.8%	-1
	Other	OT	16	▲	+166.7%	+10
	Preliminary Protective Order	PP	12	▲	+500.0%	+10
	Impoundment	IM	6	▲	+100.0%	+3
	Protective Order	PO	6	▲	-	+6
	Interrogatory	IN	4	▲	+33.3%	+1
	Abstract	AJ	2	▲	+100.0%	+1
	Capias	CA	2	▲	-	+2
	Admin License	AL	1	↔	-	-
	Detinue	DT	1	▼	-88.9%	-8
	Show Cause	SC	1	▼	-88.9%	-8
	Third Party Claim	TH	0	▼	-100.0%	-1
	Total			256	▲	15.3%
Civil Commitments	Temporary Detention Order	TD	8	↔	-	-
	Emergency Custody Order	EC	4	▼	-42.9%	-3
	Total			12	▼	-20.0%
GRAND TOTAL			889	▼	-4.7%	-44

Filings by Major Case Category**

Category	Summary	Change	% Change	Absolute Change
Felony	39	▲	-4.9%	-2
Garnishment	65	▲	+20.4%	+11
General Civil	125	▲	+4.2%	+5
Infraction/Civil Violation	369	▼	-15.2%	-66
Landlord /Tenant	25	▼	-3.8%	-1
Misdemeanor	163	▲	+7.2%	+11
Other	85	▲	-17.5%	-18
Protective Orders	18	▲	+800.0%	+16
GRAND TOTAL	889	▼	-4.7%	-44

* Compared to same time period as previous year

** Case Type Categories are defined in the 2017 Virginia Judicial Workload Assessment

2024 Overall GRAND TOTAL		Distribution of Caseload			Change*		Percentage (%) of Caseload			
918	-102	Criminal	108	12%	-39.0%	▼	-69	Criminal	2023: 17.4%	2024: 11.8%
		Traffic	524	57%	2.5%	▲	+13	Traffic	50.1%	57.1%
		Civil	279	30%	-14.4%	▼	-47	Civil	32.0%	30.4%
		Civil Commitments	7	1%	16.7%	▲	+1	Civil Commitments	0.6%	0.8%
		GRAND TOTAL	918	100%	-10.0%	▼	-102	GRAND TOTAL	100%	100%

Filings by Division & Code

Division	Case Type Description	Code	Summary	Change	% Change	Absolute Change
Criminal	Misdemeanor	M	65	▼	-44.0%	-51
	Felony	F	26	▼	-23.5%	-8
	Show Cause	SC	11	▼	-26.7%	-4
	Civil Violation	CV	3	▲	+200.0%	+2
	Capias	CA	2	▼	-75.0%	-6
	Restricted Operators License	RL	1	▼	-66.7%	-2
	Total			108	▼	-39.0%
Traffic	Infraction	I	437	▲	+5.0%	+21
	Misdemeanor	M	79	▼	-1.3%	-1
	Show Cause	SC	4	▼	-20.0%	-1
	Felony	F	3	▼	-57.1%	-4
	Capias	CA	1	▼	-50.0%	-1
	Restricted Operators License	RL	0	▼	-100.0%	-1
	Total			524	▲	2.5%
Civil	Warrant in Debt	WD	131	▼	-25.6%	-45
	Unlawful Detainer	UD	72	▼	-15.3%	-13
	Garnishment	GA	34	▲	+47.8%	+11
	Other	OT	12	▲	-14.3%	-2
	Preliminary Protective Order	PP	10	▲	+25.0%	+2
	Admin License	AL	6	▲	+200.0%	+4
	Detinue	DT	4	▼	-33.3%	-2
	Impoundment	IM	4	▲	+300.0%	+3
	Protective Order	PO	4	▼	-42.9%	-3
	Interrogatory	IN	1	▲	-	+1
	Tenants Assertion	TA	1	↔	-	-
	Abstract	AJ	0	▼	-100.0%	-1
	Bond Forfeiture	BF	0	▼	-100.0%	-1
	Petition-Restore Arms	PR	0	▼	-100.0%	-1
	Total			279	▼	-14.4%
Civil Commitments	Temporary Detention Order	TD	6	▲	+200.0%	+4
	Emergency Custody Order	EC	1	▼	-75.0%	-3
	Total			7	▲	16.7%
GRAND TOTAL			918	▼	-10.0%	-102

Filings by Major Case Category**

Category	Summary	Change	% Change	Absolute Change	
Felony	29	▼	-29.3%	-12	
Garnishment	35	▲	+52.2%	+12	
General Civil	137	▼	-25.5%	-47	
Infraction/Civil Violation	440	▲	+5.5%	+23	
Landlord /Tenant	73	▼	-15.1%	-13	
Misdemeanor	145	▼	-27.5%	-55	
Other	45	▲	-16.7%	-9	
Protective Orders	14	▼	-6.7%	-1	
GRAND TOTAL		918	▼	-10.0%	-102

* Compared to same time period as previous year

** Case Type Categories are defined in the 2017 Virginia Judicial Workload Assessment

Source: SCV-SQL-Information

2024 Overall GRAND TOTAL		Distribution of Caseload			Change*		Percentage (%) of Caseload			
1,816	-4	Criminal	434	24%	-12.5%	▼	-62	Criminal	2023: 27.3%	2024: 23.9%
		Traffic	495	27%	-23.0%	▼	-148	Traffic	35.3%	27.3%
2024		Civil	800	44%	34.7%	▲	+206	Civil	32.6%	44.1%
2023		Civil Commitments	87	5%	0.0%		0	Civil Commitments	4.8%	4.8%
		GRAND TOTAL	1,816	100%	-0.2%	▼	-4	GRAND TOTAL	100%	100%

Filings by Division & Code

Division	Case Type Description	Code	Summary	Change	% Change	Absolute Change
Criminal	Misdemeanor	M	238	▼	-1.7%	-4
	Felony	F	104	▼	-36.2%	-59
	Capias	CA	52	▲	+20.9%	+9
	Show Cause	SC	36	▼	-14.3%	-6
	Motion	MO	3	▲	+50.0%	+1
	Civil Violation	CV	1	▼	-75.0%	-3
	Total			434	▼	-12.5%
Traffic	Infraction	I	328	▼	-25.8%	-114
	Misdemeanor	M	156	▼	-6.0%	-10
	Show Cause	SC	6	▼	-62.5%	-10
	Capias	CA	2	▼	-81.8%	-9
	Felony	F	2	▼	-50.0%	-2
	Other	O	1	▲	-	+1
	Civil Violation	CV	0	▼	-100.0%	-1
	Motion	MO	0	▼	-100.0%	-1
	Restricted Operators License	RL	0	▼	-100.0%	-2
Total			495	▼	-23.0%	-148
Civil	Warrant in Debt	WD	217	▼	-2.7%	-6
	Unlawful Detainer	UD	194	▲	+36.6%	+52
	Garnishment	GA	158	▲	+105.2%	+81
	Detinue	DT	72	▲	+75.6%	+31
	Other	OT	43	▲	+65.4%	+17
	Preliminary Protective Order	PP	25	▲	+4.2%	+1
	Bond Forfeiture	BF	18	▲	+100.0%	+9
	Interrogatory	IN	16	▲	+60.0%	+6
	Impoundment	IM	15	▲	+25.0%	+3
	Protective Order	PO	14	▲	+40.0%	+4
	Admin License	AL	9	↔	-	-
	Abstract	AJ	6	▼	-14.3%	-1
	Capias	CA	4	▲	-	+4
	Show Cause	SC	4	▲	+33.3%	+1
	Tenants Assertion	TA	2	▲	-	+2
	Counter Claim	CC	1	▲	-	+1
	Motion for Judgment	MJ	1	↔	-	-
	Petition-Restore Arms	PR	1	▲	-	+1
Total			800	▲	34.7%	+206
Civil Commitments	Mental Commitment	MC	35	▲	+45.8%	+11
	Temporary Detention Order	TD	31	▼	-6.1%	-2
	Emergency Custody Order	EC	20	▼	-33.3%	-10
	Petition	PT	1	▲	-	+1
Total			87		0.0%	0
GRAND TOTAL			1,816	▼	-0.2%	-4

Filings by Major Case Category**

Category	Summary	Change	% Change	Absolute Change
Felony	106	▼	-36.5%	-61
Garnishment	174	▲	+100.0%	+87
General Civil	293	▲	+10.2%	+27

* Compared to same time period as previous year

** Case Type Categories are defined in the 2017 Virginia Judicial Workload Assessment

Source: SCV-SQL-Information

CPSS - GCMS CASELOAD STATISTICS OF THE GENERAL DISTRICT COURTS
 January 2024 thru January 2024 Filings (Compared to January 2023 thru January 2023)

Infraction/Civil Violation	330	▲	-26.2%	-117
Involuntary Civil Commitments	1	▲	-	+1
Landlord /Tenant	196	▲	+38.0%	+54
Misdemeanor	394	▼	-3.9%	-16
Other	283	▲	+6.0%	+16
Protective Orders	39	▲	+14.7%	+5
GRAND TOTAL	1,816	▼	-0.2%	-4

* Compared to same time period as previous year

** Case Type Categories are defined in the 2017 Virginia Judicial Workload Assessment
 Source: SCV-SQL-Information

2024 Overall GRAND TOTAL		Distribution of Caseload			Change*		Percentage (%) of Caseload			
394	-2	Criminal	50	13%	-28.6%	▼	-20	Criminal	2023 17.7%	2024 12.7%
		Traffic	293	74%	0.3%	▲	+1	Traffic	73.7%	74.4%
2024		Civil	46	12%	76.9%	▲	+20	Civil	6.6%	11.7%
2023		Civil Commitments	5	1%	-37.5%	▼	-3	Civil Commitments	2.0%	1.3%
		GRAND TOTAL	394	100%	-0.5%	▼	-2	GRAND TOTAL	100%	100%

Filings by Division & Code

Division	Case Type Description	Code	Summary	Change	% Change	Absolute Change
Criminal	Misdemeanor	M	43	▲	+72.0%	+18
	Felony	F	3	▼	-93.0%	-40
	Civil Violation	CV	2	▲	-	+2
	Capias	CA	1	▲	-	+1
	Show Cause	SC	1	▼	-50.0%	-1
	Total			50	▼	-28.6%
Traffic	Infraction	I	243	▲	+8.0%	+18
	Misdemeanor	M	45	▼	-28.6%	-18
	Capias	CA	2	▲	-	+2
	Show Cause	SC	2	▼	-50.0%	-2
	Felony	F	1	▲	-	+1
	Total			293	▲	0.3%
Civil	Warrant in Debt	WD	19	▲	+111.1%	+10
	Garnishment	GA	12	▲	+9.1%	+1
	Other	OT	7	▲	+250.0%	+5
	Preliminary Protective Order	PP	5	▲	-	+5
	Protective Order	PO	2	▲	-	+2
	Unlawful Detainer	UD	1	▲	-	+1
	Abstract	AJ	0	▼	-100.0%	-1
	Admin License	AL	0	▼	-100.0%	-2
	Counter Claim	CC	0	▼	-100.0%	-1
Total			46	▲	76.9%	+20
Civil Commitments	Temporary Detention Order	TD	3	▼	-40.0%	-2
	Emergency Custody Order	EC	2	▼	-33.3%	-1
	Total			5	▼	-37.5%
GRAND TOTAL			394	▼	-0.5%	-2



Filings by Major Case Category**

Category	Summary	Change	% Change	Absolute Change
Felony	4	▲	-90.7%	-39
Garnishment	12	▲	+9.1%	+1
General Civil	19	▲	+111.1%	+10
Infraction/Civil Violation	245	▲	+8.9%	+20
Landlord /Tenant	1	▲	-	+1
Misdemeanor	88	▲	-	0
Other	18	▲	-10.0%	-2
Protective Orders	7	▲	-	+7
GRAND TOTAL	394	▼	-0.5%	-2

* Compared to same time period as previous year

** Case Type Categories are defined in the 2017 Virginia Judicial Workload Assessment

Source: SCV-SQL-Information

2024 Overall GRAND TOTAL		Distribution of Caseload			Change*		Percentage (%) of Caseload		
642	+44	Criminal	101	16%	-8.2% ▼	-9	Criminal	2023	2024
2024 		Traffic	413	64%	5.1% ▲	+20	Traffic	18.4%	15.7%
2023 		Civil	99	15%	32.0% ▲	+24	Civil	65.7%	64.3%
		Civil Commitments	29	5%	45.0% ▲	+9	Civil Commitments	12.5%	15.4%
		GRAND TOTAL	642	100%	7.4% ▲	+44	GRAND TOTAL	3.3%	4.5%
							GRAND TOTAL	100%	100%

Filings by Division & Code

Division	Case Type Description	Code	Summary	Change	% Change	Absolute Change
Criminal	Misdemeanor	M	58	▼	-20.5%	-15
	Felony	F	34	↔		-
	Capias	CA	6	▲	+200.0%	+4
	Civil Violation	CV	2	▲	-	+2
	Show Cause	SC	1	↔		-
	Total			101	▼	-8.2%
Traffic	Infraction	I	322	▼	-2.7%	-9
	Misdemeanor	M	88	▲	+49.2%	+29
	Capias	CA	2	▼	-33.3%	-1
	Show Cause	SC	1	▲	-	+1
	Total			413	▲	5.1%
Civil	Warrant in Debt	WD	39	▲	+225.0%	+27
	Garnishment	GA	28	▲	+27.3%	+6
	Unlawful Detainer	UD	13	▲	+8.3%	+1
	Admin License	AL	8	▲	+60.0%	+3
	Other	OT	6	▼	-25.0%	-2
	Detinue	DT	4	▲	+100.0%	+2
	Preliminary Protective Order	PP	1	▼	-75.0%	-3
	Capias	CA	0	▼	-100.0%	-1
	Impoundment	IM	0	▼	-100.0%	-2
	Interrogatory	IN	0	▼	-100.0%	-2
	Protective Order	PO	0	▼	-100.0%	-3
	Show Cause	SC	0	▼	-100.0%	-1
	Tenants Assertion	TA	0	▼	-100.0%	-1
	Total			99	▲	32.0%
Civil Commitments	Mental Commitment	MC	12	▲	+20.0%	+2
	Other	OT	5	▲	+150.0%	+3
	Temporary Detention Order	TD	5	▼	-28.6%	-2
	Emergency Custody Order	EC	4	▲	+300.0%	+3
	Medical Emergency Temporary Detention Order	MT	3	▲	-	+3
	Total			29	▲	45.0%
GRAND TOTAL			642	▲	7.4%	+44

Filings by Major Case Category**



Category	Summary	Change	% Change	Absolute Change
Felony	34	↔		0
Garnishment	28	▼	+16.7%	+4
General Civil	43	▲	+207.1%	+29
Infraction/Civil Violation	324	▲	-2.1%	-7
Involuntary Civil Commitments	5	▲	+150.0%	+3
Landlord /Tenant	13	▼		0
Misdemeanor	146	▲	+10.6%	+14
Other	48	▲	+17.1%	+7
Protective Orders	1	▼	-85.7%	-6
GRAND TOTAL	642	▲	7.4%	+44

* Compared to same time period as previous year

** Case Type Categories are defined in the 2017 Virginia Judicial Workload Assessment
 Source: SCV-SQL-Information

* Compared to same time period as previous year

** Case Type Categories are defined in the 2017 Virginia Judicial Workload Assessment
Source: SCV-SQL-Information

2024 Overall GRAND TOTAL		Distribution of Caseload			Change*		Percentage (%) of Caseload		
1,189 +48 2024  2023 	Criminal	239	20%	15.5% ▲	+32	Criminal	2023	2024	
	Traffic	820	69%	-0.4% ▼	-3	Traffic	18.1%	20.1%	
	Civil	70	6%	12.9% ▲	+8	Civil	72.1%	69.0%	
	Civil Commitments	60	5%	22.4% ▲	+11	Civil Commitments	5.4%	5.9%	
	GRAND TOTAL	1,189	100%	4.2% ▲	+48	GRAND TOTAL	4.3%	5.0%	
						GRAND TOTAL	100%	100%	

Filings by Division & Code

Division	Case Type Description	Code	Summary	Change	% Change	Absolute Change
Criminal	Misdemeanor	M	131	▲	+37.9%	+36
	Felony	F	68	▼	-8.1%	-6
	Capias	CA	24	▼	-11.1%	-3
	Show Cause	SC	12	▲	+100.0%	+6
	Civil Violation	CV	4	▼	-20.0%	-1
	Total			239	▲	15.5%
Traffic	Infraction	I	616	▼	-4.3%	-28
	Misdemeanor	M	189	▲	+15.2%	+25
	Capias	CA	12	▲	+100.0%	+6
	Felony	F	2	↔		-
	Civil Violation	CV	1	▲	-	+1
	Show Cause	SC	0	▼	-100.0%	-7
	Total			820	▼	-0.4%
Civil	Unlawful Detainer	UD	27	▲	+12.5%	+3
	Other	OT	10	▼	-23.1%	-3
	Warrant in Debt	WD	9	▲	+350.0%	+7
	Admin License	AL	7	▲	+133.3%	+4
	Preliminary Protective Order	PP	6	↔		-
	Abstract	AJ	4	▲	+300.0%	+3
	Garnishment	GA	3	▲	+50.0%	+1
	Protective Order	PO	2	▼	-66.7%	-4
	Bond Forfeiture	BF	1	▲	-	+1
	Impoundment	IM	1	▼	-75.0%	-3
	Show Cause	SC	0	▼	-100.0%	-1
Total			70	▲	12.9%	+8
Civil Commitments	Mental Commitment	MC	25	▲	+38.9%	+7
	Emergency Custody Order	EC	14	▼	-22.2%	-4
	Temporary Detention Order	TD	14	▲	+55.6%	+5
	Other	OT	3	▼	-25.0%	-1
	Petition	PT	3	▲	-	+3
	Medical Emergency Temporary Detention Order	MT	1	▲	-	+1
Total			60	▲	22.4%	+11
GRAND TOTAL			1,189	▲	4.2%	+48

Filings by Major Case Category**

Category	Summary	Change	% Change	Absolute Change
Felony	70	▼	-7.9%	-6
Garnishment	3	▲	+50.0%	+1
General Civil	9	▲	+125.0%	+5
Infraction/Civil Violation	621	▲	-4.3%	-28
Involuntary Civil Commitments	6	▲	+50.0%	+2
Landlord /Tenant	27	▲	+12.5%	+3
Misdemeanor	320	▲	+23.6%	+61
Other	125	▲	+12.6%	+14
Protective Orders	8	▼	-33.3%	-4
GRAND TOTAL	1,189	▲	4.2%	+48

* Compared to same time period as previous year

** Case Type Categories are defined in the 2017 Virginia Judicial Workload Assessment

* Compared to same time period as previous year

** Case Type Categories are defined in the 2017 Virginia Judicial Workload Assessment
Source: SCV-SQL-Information

2024 Overall GRAND TOTAL		Distribution of Caseload		Change*		Percentage (%) of Caseload			
286	+120	Criminal	18	6%	-47.1% ▼	-16	Criminal	2023	2024
2024		Traffic	249	87%	102.4% ▲	+126	Traffic	74.1%	87.1%
2023		Civil	18	6%	125.0% ▲	+10	Civil	4.8%	6.3%
		Civil Commitments	1	0%	0.0%	0	Civil Commitments	0.6%	0.3%
		GRAND TOTAL	286	100%	72.3% ▲	+120	GRAND TOTAL	100%	100%

Filings by Division & Code

Division	Case Type Description	Code	Summary	Change	% Change	Absolute Change
Criminal	Misdemeanor	M	17	▼	-39.3%	-11
	Capias	CA	1	↔	-	-
	Felony	F	0	▼	-100.0%	-5
	Total		18	▼	-47.1%	-16
Traffic	Infraction	I	237	▲	+109.7%	+124
	Misdemeanor	M	11	▲	+10.0%	+1
	Show Cause	SC	1	▲	-	+1
	Total		249	▲	102.4%	+126
Civil	Warrant in Debt	WD	5	▲	+150.0%	+3
	Other	OT	4	▲	+100.0%	+2
	Garnishment	GA	2	▼	-33.3%	-1
	Preliminary Protective Order	PP	2	▲	-	+2
	Protective Order	PO	2	▲	-	+2
	Detinue	DT	1	▲	-	+1
	Interrogatory	IN	1	▲	-	+1
	Unlawful Detainer	UD	1	▲	-	+1
	Impoundment	IM	0	▼	-100.0%	-1
Total		18	▲	125.0%	+10	
Civil Commitments	Emergency Custody Order	EC	1	↔	-	-
Total		1		0.0%	0	
GRAND TOTAL			286	▲	72.3%	+120

Filings by Major Case Category**

Category	Summary	Change	% Change	Absolute Change
Felony	0	▼	-100.0%	-5
Garnishment	3	▲	-	0
General Civil	7	▲	+250.0%	+5
Infraction/Civil Violation	237	▲	+109.7%	+124
Landlord /Tenant	1	▲	-	+1
Misdemeanor	28	▼	-26.3%	-10
Other	6	▲	+20.0%	+1
Protective Orders	4	▲	-	+4
GRAND TOTAL	286	▲	72.3%	+120

* Compared to same time period as previous year

** Case Type Categories are defined in the 2017 Virginia Judicial Workload Assessment
 Source: SCV-SQL-Information

2024 Overall GRAND TOTAL		Distribution of Caseload			Change*		Percentage (%) of Caseload		
1,552 +172		Criminal	135	9%	18.4% ▲	+21	Criminal	2023: 8.3%	2024: 8.7%
		Traffic	1,324	85%	12.7% ▲	+149	Traffic	85.1%	85.3%
2024		Civil	91	6%	4.6% ▲	+4	Civil	6.3%	5.9%
2023		Civil Commitments	2	0%	-50.0% ▼	-2	Civil Commitments	0.3%	0.1%
		GRAND TOTAL	1,552	100%	12.5% ▲	+172	GRAND TOTAL	100%	100%

Filings by Division & Code



Division	Case Type Description	Code	Summary	Change	% Change	Absolute Change
Criminal	Misdemeanor	M	105	▲	+38.2%	+29
	Felony	F	26	↔		-
	Civil Violation	CV	2	▲	+100.0%	+1
	Capias	CA	1	▼	-75.0%	-3
	Show Cause	SC	1	▼	-83.3%	-5
	Restricted Operators License	RL	0	▼	-100.0%	-1
	Total			135	▲	18.4%
Traffic	Infraction	I	1,138	▲	+11.7%	+119
	Misdemeanor	M	181	▲	+23.1%	+34
	Show Cause	SC	4	▼	-20.0%	-1
	Capias	CA	1	↔		-
	Civil Violation	CV	0	▼	-100.0%	-1
	Felony	F	0	▼	-100.0%	-2
Total			1,324	▲	12.7%	+149
Civil	Warrant in Debt	WD	40	▼	-21.6%	-11
	Garnishment	GA	24	▲	+84.6%	+11
	Admin License	AL	6	↔		-
	Other	OT	4	▲	+300.0%	+3
	Protective Order	PO	4	▼	-20.0%	-1
	Unlawful Detainer	UD	4	▼	-33.3%	-2
	Impoundment	IM	3	▲	+200.0%	+2
	Preliminary Protective Order	PP	3	▲	+200.0%	+2
	Counter Claim	CC	1	▲	-	+1
	Overweight	OC	1	▼	-50.0%	-1
	Tenants Assertion	TA	1	▲	-	+1
Detinue	DT	0	▼	-100.0%	-1	
Total			91	▲	4.6%	+4
Civil Commitments	Emergency Custody Order	EC	1	↔		-
	Temporary Detention Order	TD	1	▼	-66.7%	-2
Total			2	▼	-50.0%	-2
GRAND TOTAL			1,552	▲	12.5%	+172

Filings by Major Case Category**

Category	Summary	Change	% Change	Absolute Change
Felony	26	▼	-7.1%	-2
Garnishment	24	▲	+84.6%	+11
General Civil	41	▼	-22.6%	-12
Infraction/Civil Violation	1,141	▼	+11.5%	+118
Landlord /Tenant	5	▲	-16.7%	-1
Misdemeanor	286	▼	+27.7%	+62
Other	22	▲	-18.5%	-5
Protective Orders	7	▲	+16.7%	+1
GRAND TOTAL	1,552	▲	12.5%	+172

* Compared to same time period as previous year

** Case Type Categories are defined in the 2017 Virginia Judicial Workload Assessment
 Source: SCV-SQL-Information

2024 Overall GRAND TOTAL		Distribution of Caseload		Change*		Percentage (%) of Caseload		
95	-31	Criminal	18 19%	50.0% ▲	+6	Criminal	2023 9.5%	2024 18.9%
		Traffic	50 53%	-42.5% ▼	-37	Traffic	69.0%	52.6%
		Civil	25 26%	-3.8% ▼	-1	Civil	20.6%	26.3%
		Civil Commitments	2 2%	100.0% ▲	+1	Civil Commitments	0.8%	2.1%
		GRAND TOTAL	95 100%	-24.6% ▼	-31	GRAND TOTAL	100%	100%

Filings by Division & Code



Division	Case Type Description	Code	Summary	Change	% Change	Absolute Change
Criminal	Misdemeanor	M	7	▼	-12.5%	-1
	Show Cause	SC	7	▲	-	+7
	Capias	CA	2	▲	-	+2
	Felony	F	2	▼	-50.0%	-2
	Total		18	▲	50.0%	+6
Traffic	Infraction	I	39	▼	-44.3%	-31
	Capias	CA	5	▲	+25.0%	+1
	Misdemeanor	M	5	▼	-61.5%	-8
	Show Cause	SC	1	▲	-	+1
	Total		50	▼	-42.5%	-37
Civil	Unlawful Detainer	UD	7	▲	+75.0%	+3
	Garnishment	GA	6	▼	-50.0%	-6
	Warrant in Debt	WD	6	↔	-	-
	Other	OT	3	▼	-25.0%	-1
	Admin License	AL	1	▲	-	+1
	Bond Forfeiture	BF	1	▲	-	+1
	Preliminary Protective Order	PP	1	▲	-	+1
	Total		25	▼	-3.8%	-1
Civil Commitments	Emergency Custody Order	EC	1	▲	-	+1
	Temporary Detention Order	TD	1	↔	-	-
	Total		2	▲	100.0%	+1
GRAND TOTAL			95	▼	-24.6%	-31

Filings by Major Case Category**

Category	Summary	Change	% Change	Absolute Change
Felony	2	▼	-50.0%	-2
Garnishment	6	▼	-50.0%	-6
General Civil	6	↔	-	0
Infraction/Civil Violation	39	▼	-44.3%	-31
Landlord /Tenant	7	▲	+75.0%	+3
Misdemeanor	12	▼	-42.9%	-9
Other	22	▲	+144.4%	+13
Protective Orders	1	▲	-	+1
GRAND TOTAL	95	▼	-24.6%	-31

* Compared to same time period as previous year

** Case Type Categories are defined in the 2017 Virginia Judicial Workload Assessment
 Source: SCV-SQL-Information

2024 Overall GRAND TOTAL		Distribution of Caseload			Change*		Percentage (%) of Caseload		
77	+15	Criminal	7	9%	-41.7% ▼	-5	Criminal	2023	2024
		Traffic	56	73%	47.4% ▲	+18	Traffic	19.4%	9.1%
		Civil	14	18%	16.7% ▲	+2	Civil	61.3%	72.7%
		GRAND TOTAL	77	100%	24.2% ▲	+15	GRAND TOTAL	100%	100%

Filings by Division & Code


Division	Case Type Description	Code	Summary	Change	% Change	Absolute Change
Criminal	Misdemeanor	M	6	▼	-25.0%	-2
	Show Cause	SC	1	▼	-50.0%	-1
	Capias	CA	0	▼	-100.0%	-1
	Felony	F	0	▼	-100.0%	-1
	Total		7	▼	-41.7%	-5
Traffic	Infraction	I	52	▲	+62.5%	+20
	Misdemeanor	M	4	▼	-20.0%	-1
	Restricted Operators License	RL	0	▼	-100.0%	-1
	Total		56	▲	47.4%	+18
Civil	Warrant in Debt	WD	7	▲	+133.3%	+4
	Interrogatory	IN	2	▲	-	+2
	Admin License	AL	1	▲	-	+1
	Detinue	DT	1	▲	-	+1
	Garnishment	GA	1	▼	-75.0%	-3
	Tenants Assertion	TA	1	▲	-	+1
	Unlawful Detainer	UD	1	▼	-75.0%	-3
	Other	OT	0	▼	-100.0%	-1
	Total		14	▲	16.7%	+2
GRAND TOTAL		77	▲	24.2%	+15	

Filings by Major Case Category**

Category	Summary	Change	% Change	Absolute Change
Felony	0	▼	-100.0%	-1
Garnishment	3	▲	-25.0%	-1
General Civil	8	▲	+166.7%	+5
Infraction/Civil Violation	52	▲	+62.5%	+20
Landlord /Tenant	2	▲	-50.0%	-2
Misdemeanor	10	▼	-28.6%	-4
Other	2	▲	-50.0%	-2
GRAND TOTAL	77	▲	24.2%	+15

* Compared to same time period as previous year

** Case Type Categories are defined in the 2017 Virginia Judicial Workload Assessment
 Source: SCV-SQL-Information

2024 Overall GRAND TOTAL		Distribution of Caseload		Change*		Percentage (%) of Caseload			
32	-14	Criminal	11	34%	450.0% ▲	+9	Criminal	2023 4.3%	2024 34.4%
		Traffic	19	59%	-47.2% ▼	-17	Traffic	78.3%	59.4%
2024		Civil	1	3%	-87.5% ▼	-7	Civil	17.4%	3.1%
2023		Civil Commitments	1	3%	- ▲	+1	Civil Commitments	0.0%	3.1%
GRAND TOTAL		GRAND TOTAL	32	100%	-30.4% ▼	-14	GRAND TOTAL	100%	100%

Filings by Division & Code



Division	Case Type Description	Code	Summary	Change	% Change	Absolute Change
Criminal	Misdemeanor	M	10	▲	+400.0%	+8
	Civil Violation	CV	1	▲	-	+1
	Total		11	▲	450.0%	+9
Traffic	Infraction	I	17	▼	-45.2%	-14
	Misdemeanor	M	2	▼	-60.0%	-3
	Total		19	▼	-47.2%	-17
Civil	Admin License	AL	1	▲	-	+1
	Garnishment	GA	0	▼	-100.0%	-4
	Warrant in Debt	WD	0	▼	-100.0%	-4
	Total		1	▼	-87.5%	-7
Civil Commitments	Temporary Detention Order	TD	1	▲	-	+1
	Total		1	▲	-	+1
GRAND TOTAL			32	▼	-30.4%	-14

Filings by Major Case Category**

Category	Summary	Change	% Change	Absolute Change
Garnishment	0	▼	-100.0%	-4
General Civil	0	▼	-100.0%	-4
Infraction/Civil Violation	18	▲	-41.9%	-13
Misdemeanor	12	▲	+71.4%	+5
Other	2	▲	-	+2
GRAND TOTAL		32	▼	-30.4%

* Compared to same time period as previous year

** Case Type Categories are defined in the 2017 Virginia Judicial Workload Assessment
 Source: SCV-SQL-Information

2024 Overall GRAND TOTAL		Distribution of Caseload			Change*		Percentage (%) of Caseload		
891	+127	Criminal	134	15%	6.3% ▲	+8	Criminal	2023	2024
		Traffic	644	72%	15.8% ▲	+88	Traffic	16.5%	15.0%
		Civil	102	11%	47.8% ▲	+33	Civil	72.8%	72.3%
		Civil Commitments	11	1%	-15.4% ▼	-2	Civil Commitments	9.0%	11.4%
		GRAND TOTAL	891	100%	16.6% ▲	+127	GRAND TOTAL	100%	100%

Filings by Division & Code



Division	Case Type Description	Code	Summary	Change	% Change	Absolute Change
Criminal	Misdemeanor	M	83	▲	+20.3%	+14
	Felony	F	32	▼	-28.9%	-13
	Capias	CA	12	▲	+50.0%	+4
	Show Cause	SC	4	↔	-	-
	Civil Violation	CV	3	▲	-	+3
	Total			134	▲	6.3%
Traffic	Infraction	I	498	▲	+50.5%	+167
	Misdemeanor	M	141	▼	-34.7%	-75
	Capias	CA	5	↔	-	-
	Felony	F	0	▼	-100.0%	-4
	Total			644	▲	15.8%
Civil	Warrant in Debt	WD	30	▲	+30.4%	+7
	Garnishment	GA	23	▼	-11.5%	-3
	Unlawful Detainer	UD	16	▲	+128.6%	+9
	Detinue	DT	15	▲	+200.0%	+10
	Other	OT	9	▲	+800.0%	+8
	Petition-Restore Arms	PR	2	▲	-	+2
	Preliminary Protective Order	PP	2	▲	-	+2
	Admin License	AL	1	▼	-50.0%	-1
	Counter Claim	CC	1	▲	-	+1
	Impoundment	IM	1	▲	-	+1
	Show Cause	SC	1	▼	-50.0%	-1
	Tenants Assertion	TA	1	▲	-	+1
	Bond Forfeiture	BF	0	▼	-100.0%	-1
	Interrogatory	IN	0	▼	-100.0%	-1
	Protective Order	PO	0	▼	-100.0%	-1
Total			102	▲	47.8%	+33
Civil Commitments	Temporary Detention Order	TD	7	▼	-12.5%	-1
	Emergency Custody Order	EC	4	▼	-20.0%	-1
	Total		11	▼	-15.4%	-2
GRAND TOTAL			891	▲	16.6%	+127

Filings by Major Case Category**

Category	Summary	Change	% Change	Absolute Change
Felony	32	▼	-34.7%	-17
Garnishment	23	▼	-14.8%	-4
General Civil	47	▲	+67.9%	+19
Infraction/Civil Violation	501	▲	+51.4%	+170
Landlord /Tenant	17	▲	+142.9%	+10
Misdemeanor	224	▼	-21.4%	-61
Other	45	▲	+25.0%	+9
Protective Orders	2	▲	+100.0%	+1
GRAND TOTAL	891	▲	16.6%	+127

* Compared to same time period as previous year

** Case Type Categories are defined in the 2017 Virginia Judicial Workload Assessment
 Source: SCV-SQL-Information

2024 Overall GRAND TOTAL		Distribution of Caseload			Change*		Percentage (%) of Caseload		
842	-7	Criminal	151	18%	4.9% ▲	+7	Criminal	2023	2024
		Traffic	421	50%	-5.6% ▼	-25	Traffic	17.0%	17.9%
		Civil	146	17%	5.0% ▲	+7	Civil	52.5%	50.0%
		Civil Commitments	124	15%	3.3% ▲	+4	Civil Commitments	16.4%	17.3%
		GRAND TOTAL	842	100%	-0.8% ▼	-7	GRAND TOTAL	14.1%	14.7%
							GRAND TOTAL	100%	100%

Filings by Division & Code

Division	Case Type Description	Code	Summary	Change	% Change	Absolute Change
Criminal	Misdemeanor	M	74	▲	+12.1%	+8
	Felony	F	45	▲	+18.4%	+7
	Capias	CA	14	▼	-48.1%	-13
	Show Cause	SC	10	▲	+25.0%	+2
	Civil Violation	CV	8	▲	+166.7%	+5
	Motion	MO	0	▼	-100.0%	-2
	Total			151	▲	4.9%
Traffic	Infraction	I	346	▼	-2.8%	-10
	Misdemeanor	M	64	▲	+6.7%	+4
	Capias	CA	5	▼	-75.0%	-15
	Other	O	3	▼	-40.0%	-2
	Felony	F	1	▲	-	+1
	Motion	MO	1	▲	-	+1
	Show Cause	SC	1	▼	-50.0%	-1
	Civil Violation	CV	0	▼	-100.0%	-3
Total			421	▼	-5.6%	-25
Civil	Warrant in Debt	WD	61	▲	+35.6%	+16
	Garnishment	GA	30	▼	-23.1%	-9
	Unlawful Detainer	UD	27	▼	-20.6%	-7
	Detinue	DT	8	▲	+33.3%	+2
	Preliminary Protective Order	PP	5	▲	+25.0%	+1
	Protective Order	PO	5	▲	-	+5
	Other	OT	4	▲	+33.3%	+1
	Impoundment	IM	2	▲	-	+2
	Abstract	AJ	1	▲	-	+1
	Admin License	AL	1	▲	-	+1
	Motion for Judgment	MJ	1	▼	-50.0%	-1
	Show Cause	SC	1	▼	-75.0%	-3
	Capias	CA	0	▼	-100.0%	-1
Interrogatory	IN	0	▼	-100.0%	-1	
Total			146	▲	5.0%	+7
Civil Commitments	Mental Commitment	MC	81	▲	+3.8%	+3
	Other	OT	20	▼	-20.0%	-5
	Temporary Detention Order	TD	12	▲	+9.1%	+1
	Petition	PT	6	▲	+200.0%	+4
	Emergency Custody Order	EC	5	▲	+25.0%	+1
Total			124	▲	3.3%	+4
GRAND TOTAL			842	▼	-0.8%	-7

Filings by Major Case Category**

Category	Summary	Change	% Change	Absolute Change
Felony	46	▲	+21.1%	+8
Garnishment	30	▼	-25.0%	-10
General Civil	70	▲	+32.1%	+17
Infraction/Civil Violation	357	▲	-2.7%	-10
Involuntary Civil Commitments	26	▲	-3.7%	-1
Landlord /Tenant	27	▼	-20.6%	-7
Misdemeanor	138	▲	+9.5%	+12

* Compared to same time period as previous year

** Case Type Categories are defined in the 2017 Virginia Judicial Workload Assessment

CPSS - GCMS CASELOAD STATISTICS OF THE GENERAL DISTRICT COURTS
January 2024 thru January 2024 Filings (Compared to January 2023 thru January 2023)



Staunton

District: 25 FIPS: 790

Other	138	▲	-13.8%	-22
Protective Orders	10	▲	+150.0%	+6
GRAND TOTAL	842	▼	-0.8%	-7

* Compared to same time period as previous year

** Case Type Categories are defined in the 2017 Virginia Judicial Workload Assessment
Source: SCV-SQL-Information

2024 Overall GRAND TOTAL		Distribution of Caseload		Change*		Percentage (%) of Caseload			
596 +69 2024  2023 		Criminal	81	14%	-12.9% ▼	-12	Criminal	2023 17.6%	2024 13.6%
		Traffic	271	45%	144.1% ▲	+160	Traffic	21.1%	45.5%
		Civil	233	39%	-24.1% ▲	-74	Civil	58.3%	39.1%
		Civil Commitments	11	2%	-31.3% ▼	-5	Civil Commitments	3.0%	1.8%
		GRAND TOTAL	596	100%	13.1% ▲	+69	GRAND TOTAL	100%	100%

Filings by Division & Code

Division	Case Type Description	Code	Summary	Change	% Change	Absolute Change
Criminal	Misdemeanor	M	50	▲	+13.6%	+6
	Felony	F	20	▼	-23.1%	-6
	Capias	CA	8	▼	-52.9%	-9
	Show Cause	SC	3	▼	-40.0%	-2
	Civil Violation	CV	0	▼	-100.0%	-1
	Total			81	▼	-12.9%
Traffic	Infraction	I	191	▲	+193.8%	+126
	Misdemeanor	M	54	▲	+63.6%	+21
	Capias	CA	20	▲	+566.7%	+17
	Show Cause	SC	3	▼	-62.5%	-5
	Felony	F	2	▲	-	+2
	Civil Violation	CV	1	↔	-	-
	Restricted Operators License	RL	0	▼	-100.0%	-1
	Total			271	▲	144.1%
Civil	Warrant in Debt	WD	140	▼	-23.1%	-42
	Unlawful Detainer	UD	30	▼	-11.8%	-4
	Garnishment	GA	29	↔	-	-
	Other	OT	8	▼	-11.1%	-1
	Detinue	DT	7	▼	-73.1%	-19
	Detinue Seizure	DZ	5	▲	-	+5
	Admin License	AL	4	▲	+100.0%	+2
	Motion for Judgment	MJ	3	▲	+200.0%	+2
	Preliminary Protective Order	PP	3	▼	-72.7%	-8
	Show Cause	SC	2	↔	-	-
	Abstract	AJ	1	↔	-	-
	Protective Order	PO	1	↔	-	-
	Capias	CA	0	▼	-100.0%	-1
	Impoundment	IM	0	▼	-100.0%	-2
	Interrogatory	IN	0	▼	-100.0%	-6
	Total			233	▼	-24.1%
Civil Commitments	Temporary Detention Order	TD	9	▼	-30.8%	-4
	Emergency Custody Order	EC	2	▼	-33.3%	-1
	Total		11	▼	-31.3%	-5
GRAND TOTAL			596	▲	13.1%	+69

Filings by Major Case Category**



Category	Summary	Change	% Change	Absolute Change
Felony	22	▲	-15.4%	-4
Garnishment	29	▼	-17.1%	-6
General Civil	155	▲	-25.8%	-54
Infraction/Civil Violation	192	▲	+186.6%	+125
Landlord /Tenant	30	▼	-11.8%	-4
Misdemeanor	104	▼	+33.3%	+26
Other	60	▲	-9.1%	-6
Protective Orders	4	▼	-66.7%	-8
GRAND TOTAL	596	▲	13.1%	+69

* Compared to same time period as previous year

** Case Type Categories are defined in the 2017 Virginia Judicial Workload Assessment
 Source: SCV-SQL-Information

* Compared to same time period as previous year

** Case Type Categories are defined in the 2017 Virginia Judicial Workload Assessment
Source: SCV-SQL-Information

2024 Overall GRAND TOTAL		Distribution of Caseload			Change*		Percentage (%) of Caseload		
276	-34	Criminal	24	9%	-52.0% ▼	-26	Criminal	2023	2024
		Traffic	227	82%	-4.2% ▼	-10	Traffic	16.1%	8.7%
		Civil	23	8%	9.5% ▲	+2	Civil	76.5%	82.2%
		Civil Commitments	2	1%	0.0%	0	Civil Commitments	6.8%	8.3%
		GRAND TOTAL	276	100%	-11.0% ▼	-34	GRAND TOTAL	100%	100%

Filings by Division & Code

Division	Case Type Description	Code	Summary	Change	% Change	Absolute Change
Criminal	Misdemeanor	M	11	▼	-71.1%	-27
	Show Cause	SC	8	▲	+60.0%	+3
	Capias	CA	3	▲	+200.0%	+2
	Civil Violation	CV	1	↔		-
	Felony	F	1	▼	-66.7%	-2
	Motion	MO	0	▼	-100.0%	-2
	Total			24	▼	-52.0%
Traffic	Infraction	I	189	▼	-4.1%	-8
	Misdemeanor	M	37	▼	-2.6%	-1
	Felony	F	1	↔		-
	Capias	CA	0	▼	-100.0%	-1
	Total			227	▼	-4.2%
Civil	Admin License	AL	5	▲	-	+5
	Garnishment	GA	5	▼	-37.5%	-3
	Warrant in Debt	WD	4	▼	-55.6%	-5
	Other	OT	3	▲	-	+3
	Preliminary Protective Order	PP	3	▲	-	+3
	Unlawful Detainer	UD	3	▼	-25.0%	-1
	Total			23	▲	9.5%
Civil Commitments	Emergency Custody Order	EC	1	↔		-
	Temporary Detention Order	TD	1	↔		-
	Total			2		0.0%
GRAND TOTAL			276	▼	-11.0%	-34

Filings by Major Case Category**

Category	Summary	Change	% Change	Absolute Change
Felony	2	▼	-50.0%	-2
Garnishment	5	▼	-37.5%	-3
General Civil	4	▼	-55.6%	-5
Infraction/Civil Violation	190	▼	-4.0%	-8
Landlord /Tenant	3	▼	-25.0%	-1
Misdemeanor	48	▼	-36.8%	-28
Other	21	▲	+90.9%	+10
Protective Orders	3	▲	-	+3
GRAND TOTAL	276	▼	-11.0%	-34

* Compared to same time period as previous year

** Case Type Categories are defined in the 2017 Virginia Judicial Workload Assessment
 Source: SCV-SQL-Information

2024 Overall GRAND TOTAL		Distribution of Caseload			Change*		Percentage (%) of Caseload		
1,350	-348	Criminal	266	20%	13.2% ▲	+31	Criminal	2023	2024
		Traffic	784	58%	-35.8% ▼	-437	Traffic	71.9%	58.1%
2024		Civil	295	22%	25.0% ▲	+59	Civil	13.9%	21.9%
2023		Civil Commitments	5	0%	-16.7% ▼	-1	Civil Commitments	0.4%	0.4%
		GRAND TOTAL	1,350	100%	-20.5% ▼	-348	GRAND TOTAL	100%	100%

Filings by Division & Code

Division	Case Type Description	Code	Summary	Change	% Change	Absolute Change
Criminal	Misdemeanor	M	163	▲	+14.0%	+20
	Show Cause	SC	36	▲	+50.0%	+12
	Felony	F	31	▼	-40.4%	-21
	Capias	CA	25	▲	+150.0%	+15
	Civil Violation	CV	11	▲	+83.3%	+5
	Total			266	▲	13.2%
Traffic	Infraction	I	587	▼	-37.2%	-348
	Misdemeanor	M	170	▼	-36.8%	-99
	Capias	CA	18	▲	+157.1%	+11
	Felony	F	6	▲	+50.0%	+2
	Show Cause	SC	3	▼	-25.0%	-1
	Civil Violation	CV	0	▼	-100.0%	-2
	Total			784	▼	-35.8%
Civil	Warrant in Debt	WD	131	▲	+27.2%	+28
	Garnishment	GA	101	▲	+57.8%	+37
	Unlawful Detainer	UD	14	▼	-6.7%	-1
	Admin License	AL	10	▼	-44.4%	-8
	Other	OT	7	▼	-22.2%	-2
	Overweight	OC	6	▲	+500.0%	+5
	Bond Forfeiture	BF	5	▲	+25.0%	+1
	Protective Order	PO	5	▲	+150.0%	+3
	Preliminary Protective Order	PP	4	▲	+100.0%	+2
	Impoundment	IM	3	▲	+200.0%	+2
	Motor Carrier	MC	3	▲	+50.0%	+1
	Show Cause	SC	3	▼	-75.0%	-9
	Interrogatory	IN	2	▲	-	+2
	Abstract	AJ	1	▼	-50.0%	-1
	Tenants Assertion	TA	0	▼	-100.0%	-1
Total			295	▲	25.0%	+59
Civil Commitments	Temporary Detention Order	TD	5	↔	-	-
	Emergency Custody Order	EC	0	▼	-100.0%	-1
	Total			5	▼	-16.7%
GRAND TOTAL			1,350	▼	-20.5%	-348

Filings by Major Case Category**

Category	Summary	Change	% Change	Absolute Change
Felony	37	▲	-33.9%	-19
Garnishment	103	▲	+60.9%	+39
General Civil	131	▼	+26.0%	+27
Infraction/Civil Violation	607	▲	-35.8%	-339
Landlord /Tenant	14	▼	-12.5%	-2
Misdemeanor	333	▼	-19.2%	-79
Other	116	▲	+20.8%	+20
Protective Orders	9	▲	+125.0%	+5
GRAND TOTAL	1,350	▼	-20.5%	-348

* Compared to same time period as previous year

** Case Type Categories are defined in the 2017 Virginia Judicial Workload Assessment

Source: SCV-SQL-Information

2024 Overall GRAND TOTAL		Distribution of Caseload			Change*		Percentage (%) of Caseload					
2024	568	Criminal	84	15%	-25.7%	▼	-29	Criminal	2023	24.6%	2024	14.8%
		Traffic	395	70%	42.6%	▲	+118	Traffic	60.2%	69.5%		
2023	+108	Civil	79	14%	17.9%	▲	+12	Civil	14.6%	13.9%		
		Civil Commitments	10	2%	233.3%	▲	+7	Civil Commitments	0.7%	1.8%		
		GRAND TOTAL	568	100%	23.5%	▲	+108	GRAND TOTAL	100%	100%		

Filings by Division & Code



Division	Case Type Description	Code	Summary	Change	% Change	Absolute Change
Criminal	Felony	F	39	▼	-4.9%	-2
	Misdemeanor	M	39	▼	-35.0%	-21
	Show Cause	SC	5	↔		-
	Capias	CA	1	▼	-80.0%	-4
	Civil Violation	CV	0	▼	-100.0%	-2
	Total			84	▼	-25.7%
Traffic	Infraction	I	325	▲	+76.6%	+141
	Misdemeanor	M	69	▼	-22.5%	-20
	Show Cause	SC	1	↔		-
	Capias	CA	0	▼	-100.0%	-2
	Felony	F	0	▼	-100.0%	-1
	Total			395	▲	42.6%
Civil	Garnishment	GA	35	▲	+66.7%	+14
	Warrant in Debt	WD	20	▲	+17.6%	+3
	Other	OT	5	↔		-
	Unlawful Detainer	UD	5	▼	-54.5%	-6
	Preliminary Protective Order	PP	4	▲	+33.3%	+1
	Abstract	AJ	3	▲	-	+3
	Detinue	DT	3	↔		-
	Impoundment	IM	2	▲	+100.0%	+1
	Protective Order	PO	1	▼	-75.0%	-3
	Show Cause	SC	1	▲	-	+1
	Admin License	AL	0	▼	-100.0%	-2
	Total			79	▲	17.9%
Civil Commitments	Temporary Detention Order	TD	7	▲	+250.0%	+5
	Emergency Custody Order	EC	3	▲	+200.0%	+2
	Total		10	▲	233.3%	+7
GRAND TOTAL			568	▲	23.5%	+108

Filings by Major Case Category**

Category	Summary	Change	% Change	Absolute Change
Felony	39	▼	-7.1%	-3
Garnishment	35	▲	+66.7%	+14
General Civil	23	▲	+15.0%	+3
Infraction/Civil Violation	325	▼	+74.7%	+139
Landlord /Tenant	5	▼	-54.5%	-6
Misdemeanor	108	▼	-27.5%	-41
Other	28	▲	+16.7%	+4
Protective Orders	5	▼	-28.6%	-2
GRAND TOTAL	568	▲	23.5%	+108

* Compared to same time period as previous year

** Case Type Categories are defined in the 2017 Virginia Judicial Workload Assessment
 Source: SCV-SQL-Information

2024 Overall GRAND TOTAL		Distribution of Caseload			Change*		Percentage (%) of Caseload			
2,585	-637	Criminal	415	16%	-30.3%	▼	-180	Criminal	2023 18.5%	2024 16.1%
		Traffic	1,499	58%	-23.9%	▼	-472	Traffic	61.2%	58.0%
		Civil	596	23%	-0.7%	▼	-4	Civil	18.6%	23.1%
		Civil Commitments	75	3%	33.9%	▲	+19	Civil Commitments	1.7%	2.9%
		GRAND TOTAL	2,585	100%	-19.8%	▼	-637	GRAND TOTAL	100%	100%

Filings by Division & Code

Division	Case Type Description	Code	Summary	Change	% Change	Absolute Change
Criminal	Misdemeanor	M	234	▼	-24.0%	-74
	Felony	F	113	▼	-48.9%	-108
	Capias	CA	28	▲	+3.7%	+1
	Show Cause	SC	25	▼	-13.8%	-4
	Civil Violation	CV	15	▲	+50.0%	+5
	Total			415	▼	-30.3%
Traffic	Infraction	I	1,043	▼	-30.5%	-458
	Misdemeanor	M	401	▼	-11.7%	-53
	Civil Violation	CV	40	▲	+3,900.0%	+39
	Capias	CA	6	▲	+50.0%	+2
	Felony	F	4	▼	-55.6%	-5
	Show Cause	SC	3	▲	+50.0%	+1
	Restricted Operators License	RL	2	▲	-	+2
	Total			1,499	▼	-23.9%
Civil	Warrant in Debt	WD	191	▼	-12.4%	-27
	Garnishment	GA	146	▲	+36.4%	+39
	Unlawful Detainer	UD	109	▼	-2.7%	-3
	Admin License	AL	29	▲	+20.8%	+5
	Other	OT	25	▲	+47.1%	+8
	Detinue	DT	21	▲	+133.3%	+12
	Impoundment	IM	21	▲	+110.0%	+11
	Preliminary Protective Order	PP	14	▼	-41.7%	-10
	Show Cause	SC	12	▼	-20.0%	-3
	Protective Order	PO	9	▼	-50.0%	-9
	Bond Forfeiture	BF	5	▼	-66.7%	-10
	Interrogatory	IN	5	▼	-37.5%	-3
	Motion for Judgment	MJ	5	▲	+400.0%	+4
	Abstract	AJ	3	▼	-85.0%	-17
	Petition-Restore Arms	PR	1	▲	-	+1
	Counter Claim	CC	0	▼	-100.0%	-1
	Overweight	OC	0	▼	-100.0%	-1
Total			596	▼	-0.7%	-4
Civil Commitments	Temporary Detention Order	TD	33	▲	+50.0%	+11
	Mental Commitment	MC	18	▲	+38.5%	+5
	Emergency Custody Order	EC	16	▲	+45.5%	+5
	Petition	PT	4	▼	-55.6%	-5
	Other	OT	3	▲	+200.0%	+2
	Medical Emergency Temporary Detention Order	MT	1	▲	-	+1
Total			75	▲	33.9%	+19
GRAND TOTAL			2,585	▼	-19.8%	-637

Filings by Major Case Category**

Category	Summary	Change	% Change	Absolute Change
Felony	117	▼	-49.1%	-113
Garnishment	151	▼	+31.3%	+36
General Civil	223	▲	-2.2%	-5
Infraction/Civil Violation	1,098	▲	-27.4%	-415
Involuntary Civil Commitments	7	▲	-30.0%	-3

* Compared to same time period as previous year



** Case Type Categories are defined in the 2017 Virginia Judicial Workload Assessment

CPSS - GCMS CASELOAD STATISTICS OF THE GENERAL DISTRICT COURTS
 January 2024 thru January 2024 Filings (Compared to January 2023 thru January 2023)

Landlord /Tenant	109	▼	-2.7%	-3
Misdemeanor	637	▲	-16.4%	-125
Other	220	▲	+4.8%	+10
Protective Orders	23	▼	-45.2%	-19
GRAND TOTAL	2,585	▼	-19.8%	-637

* Compared to same time period as previous year

** Case Type Categories are defined in the 2017 Virginia Judicial Workload Assessment
 Source: SCV-SQL-Information

2024 Overall GRAND TOTAL		Distribution of Caseload			Change*		Percentage (%) of Caseload		
1,323	+685	Criminal	114	9%	-10.9% ▼	-14	Criminal	20.1%	8.6%
		Traffic	1,072	81%	174.9% ▲	+682	Traffic	61.1%	81.0%
		Civil	133	10%	14.7% ▲	+17	Civil	18.2%	10.1%
		Civil Commitments	4	0%	0.0%	0	Civil Commitments	0.6%	0.3%
		GRAND TOTAL	1,323	100%	107.4% ▲	+685	GRAND TOTAL	100%	100%

Filings by Division & Code

Division	Case Type Description	Code	Summary	Change	% Change	Absolute Change
Criminal	Misdemeanor	M	69	▼	-2.8%	-2
	Felony	F	17	▼	-50.0%	-17
	Capias	CA	12	▲	+33.3%	+3
	Show Cause	SC	12	▲	+33.3%	+3
	Civil Violation	CV	3	▼	-40.0%	-2
	Motion	MO	1	▲	-	+1
	Total			114	▼	-10.9%
Traffic	Infraction	I	854	▲	+217.5%	+585
	Misdemeanor	M	209	▲	+91.7%	+100
	Felony	F	3	↔	-	-
	Show Cause	SC	3	↔	-	-
	Capias	CA	2	▼	-66.7%	-4
	Motion	MO	1	▲	-	+1
	Total			1,072	▲	174.9%
Civil	Garnishment	GA	62	▲	+29.2%	+14
	Warrant in Debt	WD	40	▼	-20.0%	-10
	Unlawful Detainer	UD	14	▲	+1,300.0%	+13
	Admin License	AL	3	▼	-57.1%	-4
	Other	OT	3	▲	+50.0%	+1
	Show Cause	SC	3	▲	+50.0%	+1
	Abstract	AJ	2	↔	-	-
	Protective Order	PO	2	▲	+100.0%	+1
	Bond Forfeiture	BF	1	▲	-	+1
	Impoundment	IM	1	↔	-	-
	Preliminary Protective Order	PP	1	▲	-	+1
	Tenants Assertion	TA	1	▲	-	+1
	Detinue	DT	0	▼	-100.0%	-1
	Interrogatory	IN	0	▼	-100.0%	-1
	Total			133	▲	14.7%
Civil Commitments	Temporary Detention Order	TD	3	↔	-	-
	Emergency Custody Order	EC	1	↔	-	-
	Total		4		0.0%	0
GRAND TOTAL			1,323	▲	107.4%	+685

Filings by Major Case Category**

Category	Summary	Change	% Change	Absolute Change
Felony	20	▼	-45.9%	-17
Garnishment	62	▼	+26.5%	+13
General Civil	40	▼	-23.1%	-12
Infraction/Civil Violation	857	▲	+212.8%	+583
Landlord /Tenant	15	▲	+1,400.0%	+14
Misdemeanor	278	▲	+54.4%	+98
Other	48	▲	+9.1%	+4
Protective Orders	3	▲	+200.0%	+2
GRAND TOTAL	1,323	▲	107.4%	+685

* Compared to same time period as previous year

** Case Type Categories are defined in the 2017 Virginia Judicial Workload Assessment
 Source: SCV-SQL-Information

2024 Overall GRAND TOTAL		Distribution of Caseload			Change*		Percentage (%) of Caseload			
2024	986	+104	Criminal	170	17%	-28.6% ▼	-68	Criminal	27.0%	17.2%
			Traffic	578	59%	17.2% ▲	+85	Traffic	55.9%	58.6%
2023			Civil	227	23%	57.6% ▲	+83	Civil	16.3%	23.0%
			Civil Commitments	11	1%	57.1% ▲	+4	Civil Commitments	0.8%	1.1%
			GRAND TOTAL	986	100%	11.8% ▲	+104	GRAND TOTAL	100%	100%

Filings by Division & Code

Division	Case Type Description	Code	Summary	Change	% Change	Absolute Change
Criminal	Misdemeanor	M	100	▼	-20.0%	-25
	Felony	F	46	▼	-38.7%	-29
	Capias	CA	14	▲	+16.7%	+2
	Show Cause	SC	9	▼	-62.5%	-15
	Civil Violation	CV	1	▼	-50.0%	-1
	Total			170	▼	-28.6%
Traffic	Infraction	I	451	▲	+35.0%	+117
	Misdemeanor	M	124	▼	-16.2%	-24
	Capias	CA	1	▼	-83.3%	-5
	Felony	F	1	▼	-50.0%	-1
	Show Cause	SC	1	▼	-66.7%	-2
	Total			578	▲	17.2%
Civil	Warrant in Debt	WD	95	▲	+63.8%	+37
	Garnishment	GA	73	▲	+65.9%	+29
	Unlawful Detainer	UD	20	▲	+81.8%	+9
	Admin License	AL	10	↔		-
	Impoundment	IM	9	▲	+50.0%	+3
	Detinue	DT	5	▲	+150.0%	+3
	Abstract	AJ	4	▲	+100.0%	+2
	Other	OT	3	▼	-40.0%	-2
	Preliminary Protective Order	PP	3	▲	+200.0%	+2
	Protective Order	PO	2	▲	+100.0%	+1
	Show Cause	SC	2	▼	-33.3%	-1
	Bond Forfeiture	BF	1	▲	-	+1
	Interrogatory	IN	0	▼	-100.0%	-1
	Total			227	▲	57.6%
Civil Commitments	Emergency Custody Order	EC	6	▲	+500.0%	+5
	Temporary Detention Order	TD	5	▼	-16.7%	-1
	Total		11	▲	57.1%	+4
GRAND TOTAL			986	▲	11.8%	+104



Filings by Major Case Category**

Category	Summary	Change	% Change	Absolute Change
Felony	47	▼	-39.0%	-30
Garnishment	73	▼	+62.2%	+28
General Civil	100	▲	+63.9%	+39
Infraction/Civil Violation	452	▼	+34.5%	+116
Landlord /Tenant	20	▲	+81.8%	+9
Misdemeanor	224	▼	-17.9%	-49
Other	65	▲	-15.6%	-12
Protective Orders	5	▲	+150.0%	+3
GRAND TOTAL	986	▲	11.8%	+104

* Compared to same time period as previous year

** Case Type Categories are defined in the 2017 Virginia Judicial Workload Assessment

Source: SCV-SQL-Information

2024 Overall GRAND TOTAL		Distribution of Caseload			Change*		Percentage (%) of Caseload		
1,139	+156	Criminal	250	22%	22.5% ▲	+46	Criminal	2023	2024
		Traffic	578	51%	22.2% ▲	+105	Traffic	48.1%	50.7%
		Civil	282	25%	2.5% ▲	+7	Civil	28.0%	24.8%
		Civil Commitments	29	3%	-6.5% ▼	-2	Civil Commitments	3.2%	2.5%
		GRAND TOTAL	1,139	100%	15.9% ▲	+156	GRAND TOTAL	100%	100%

Filings by Division & Code

Division	Case Type Description	Code	Summary	Change	% Change	Absolute Change
Criminal	Misdemeanor	M	155	▲	+34.8%	+40
	Felony	F	56	▲	+9.8%	+5
	Capias	CA	23	▼	-4.2%	-1
	Show Cause	SC	14	▲	+7.7%	+1
	Civil Violation	CV	2	▲	+100.0%	+1
	Total			250	▲	22.5%
Traffic	Infraction	I	419	▲	+25.1%	+84
	Misdemeanor	M	121	▲	+14.2%	+15
	Other	O	29	▲	+26.1%	+6
	Capias	CA	7	▲	+133.3%	+4
	Show Cause	SC	2	▼	-50.0%	-2
	Felony	F	0	▼	-100.0%	-2
Total			578	▲	22.2%	+105
Civil	Garnishment	GA	108	▲	+17.4%	+16
	Warrant in Debt	WD	98	▼	-10.1%	-11
	Admin License	AL	20	▲	+122.2%	+11
	Unlawful Detainer	UD	20	▼	-33.3%	-10
	Other	OT	7	▼	-41.7%	-5
	Abstract	AJ	6	▲	+500.0%	+5
	Impoundment	IM	5	▲	-	+5
	Detinue	DT	4	▼	-42.9%	-3
	Preliminary Protective Order	PP	3	▼	-40.0%	-2
	Protective Order	PO	3	▼	-25.0%	-1
	Bond Forfeiture	BF	2	▲	-	+2
	Motion for Judgment	MJ	2	▲	-	+2
	Show Cause	SC	2	▲	-	+2
	Interrogatory	IN	1	▲	-	+1
	Zoning Violation	ZO	1	▼	-75.0%	-3
	Petition-Restore Arms	PR	0	▼	-100.0%	-1
Tenants Assertion	TA	0	▼	-100.0%	-1	
Total			282	▲	2.5%	+7
Civil Commitments	Mental Commitment	MC	19	▼	-5.0%	-1
	Temporary Detention Order	TD	6	▼	-14.3%	-1
	Emergency Custody Order	EC	3	▼	-25.0%	-1
	Other	OT	1	▲	-	+1
Total			29	▼	-6.5%	-2
GRAND TOTAL			1,139	▲	15.9%	+156

Filings by Major Case Category**

Category	Summary	Change	% Change	Absolute Change
Felony	56	▼	+5.7%	+3
Garnishment	109	▲	+18.5%	+17
General Civil	105	▲	-11.0%	-13
Infraction/Civil Violation	450	▲	+25.3%	+91
Involuntary Civil Commitments	1	▲	-	+1
Landlord /Tenant	20	▼	-35.5%	-11
Misdemeanor	277	▼	+23.1%	+52

* Compared to same time period as previous year

** Case Type Categories are defined in the 2017 Virginia Judicial Workload Assessment

Source: SCV-SQL-Information

CPSS - GCMS CASELOAD STATISTICS OF THE GENERAL DISTRICT COURTS

January 2024 thru January 2024 Filings (Compared to January 2023 thru January 2023)


Winchester

District: 26 FIPS: 840

Other	115	▲	+19.8%	+19
Protective Orders	6	▼	-33.3%	-3
GRAND TOTAL	1,139	▲	15.9%	+156

* Compared to same time period as previous year

** Case Type Categories are defined in the 2017 Virginia Judicial Workload Assessment
Source: SCV-SQL-Information

2024 Overall GRAND TOTAL		Distribution of Caseload		Change*		Percentage (%) of Caseload			
750	-105	Criminal	27	4%	-49.1% ▼	-26	Criminal	2023 6.2%	2024 3.6%
		Traffic	665	89%	-14.3% ▼	-111	Traffic	90.8%	88.7%
2024		Civil	57	8%	119.2% ▲	+31	Civil	3.0%	7.6%
2023		Civil Commitments	1	0%	- ▲	+1	Civil Commitments	0.0%	0.1%
		GRAND TOTAL	750	100%	-12.3% ▼	-105	GRAND TOTAL	100%	100%

Filings by Division & Code


Division	Case Type Description	Code	Summary	Change	% Change	Absolute Change
Criminal	Misdemeanor	M	19	▲	+26.7%	+4
	Felony	F	6	▼	-82.9%	-29
	Show Cause	SC	2	▼	-33.3%	-1
	Total		27	▼	-49.1%	-26
Traffic	Infraction	I	528	▼	-11.9%	-71
	Misdemeanor	M	136	▼	-21.4%	-37
	Civil Violation	CV	1	▼	-50.0%	-1
	Felony	F	0	▼	-100.0%	-1
	Show Cause	SC	0	▼	-100.0%	-1
Total		665	▼	-14.3%	-111	
Civil	Warrant in Debt	WD	43	▲	+258.3%	+31
	Garnishment	GA	6	▲	+100.0%	+3
	Bond Forfeiture	BF	3	▲	+50.0%	+1
	Other	OT	2	▲	+100.0%	+1
	Admin License	AL	1	▼	-80.0%	-4
	Detinue	DT	1	▲	-	+1
	Unlawful Detainer	UD	1	↔	-	-
	Overweight	OC	0	▼	-100.0%	-1
	Preliminary Protective Order	PP	0	▼	-100.0%	-1
Total		57	▲	119.2%	+31	
Civil Commitments	Temporary Detention Order	TD	1	▲	-	+1
	Total		1	▲	-	+1
GRAND TOTAL			750	▼	-12.3%	-105

Filings by Major Case Category**

Category	Summary	Change	% Change	Absolute Change
Felony	6	▼	-83.3%	-30
Garnishment	6	▲	+100.0%	+3
General Civil	44	▲	+266.7%	+32
Infraction/Civil Violation	529	▼	-12.1%	-73
Landlord /Tenant	1	↔	-	0
Misdemeanor	155	▲	-17.6%	-33
Other	9	▲	-25.0%	-3
Protective Orders	0	▼	-100.0%	-1
GRAND TOTAL	750	▼	-12.3%	-105

* Compared to same time period as previous year

** Case Type Categories are defined in the 2017 Virginia Judicial Workload Assessment
 Source: SCV-SQL-Information

2024 Overall GRAND TOTAL		Distribution of Caseload			Change*		Percentage (%) of Caseload			
1,277	-156	Criminal	82	6%	-21.9%	▼	-23	Criminal	2023: 7.3%	2024: 6.4%
		Traffic	1,133	89%	-10.0%	▼	-126	Traffic	87.9%	88.7%
2024		Civil	57	4%	-10.9%	▼	-7	Civil	4.5%	4.5%
2023		Civil Commitments	5	0%	0.0%	↔	0	Civil Commitments	0.3%	0.4%
		GRAND TOTAL	1,277	100%	-10.9%	▼	-156	GRAND TOTAL	100%	100%

Filings by Division & Code

Division	Case Type Description	Code	Summary	Change	% Change	Absolute Change
Criminal	Misdemeanor	M	51	▼	-19.0%	-12
	Felony	F	23	▼	-41.0%	-16
	Capias	CA	5	▲	+150.0%	+3
	Show Cause	SC	2	▲	-	+2
	Civil Violation	CV	1	↔	-	-
	Total			82	▼	-21.9%
Traffic	Infraction	I	957	▼	-11.6%	-126
	Misdemeanor	M	172	↔	-	-
	Capias	CA	4	▲	+300.0%	+3
	Felony	F	0	▼	-100.0%	-1
	Show Cause	SC	0	▼	-100.0%	-2
	Total			1,133	▼	-10.0%
Civil	Garnishment	GA	23	▲	+21.1%	+4
	Unlawful Detainer	UD	12	▲	+20.0%	+2
	Warrant in Debt	WD	8	▲	+100.0%	+4
	Impoundment	IM	6	▼	-53.8%	-7
	Admin License	AL	2	↔	-	-
	Other	OT	2	▼	-66.7%	-4
	Bond Forfeiture	BF	1	▼	-75.0%	-3
	Detinue	DT	1	↔	-	-
	Preliminary Protective Order	PP	1	▼	-50.0%	-1
	Protective Order	PO	1	▲	-	+1
	Abstract	AJ	0	▼	-100.0%	-1
	Overweight	OC	0	▼	-100.0%	-1
	Petition-Restore Arms	PR	0	▼	-100.0%	-1
	Total			57	▼	-10.9%
Civil Commitments	Temporary Detention Order	TD	4	▲	+33.3%	+1
	Emergency Custody Order	EC	1	▼	-50.0%	-1
	Total			5		0.0%
GRAND TOTAL			1,277	▼	-10.9%	-156



Filings by Major Case Category**

Category	Summary	Change	% Change	Absolute Change
Felony	23	▼	-42.5%	-17
Garnishment	23	▲	+21.1%	+4
General Civil	9	↔	+50.0%	+3
Infraction/Civil Violation	958	▼	-11.7%	-127
Landlord /Tenant	12	▲	+20.0%	+2
Misdemeanor	223	▼	-5.1%	-12
Other	27	▲	-25.0%	-9
Protective Orders	2	▲	-	0
GRAND TOTAL	1,277	▼	-10.9%	-156

* Compared to same time period as previous year

** Case Type Categories are defined in the 2017 Virginia Judicial Workload Assessment

Source: SCV-SQL-Information

2024 Overall GRAND TOTAL		Distribution of Caseload			Change*		Percentage (%) of Caseload		
192	-15	Criminal	29	15%	38.1% ▲	+8	Criminal	2023	2024
		Traffic	137	71%	-13.8% ▼	-22	Traffic	10.1%	15.1%
		Civil	26	14%	73.3% ▲	+11	Civil	76.8%	71.4%
		Civil Commitments	0	0%	-100.0% ▼	-12	Civil Commitments	7.2%	13.5%
		GRAND TOTAL	192	100%	-7.2% ▼	-15	GRAND TOTAL	5.8%	0.0%
							GRAND TOTAL	100%	100%

Filings by Division & Code



Division	Case Type Description	Code	Summary	Change	% Change	Absolute Change
Criminal	Misdemeanor	M	23	▲	+155.6%	+14
	Felony	F	4	↔		-
	Capias	CA	1	▲	-	+1
	Show Cause	SC	1	▲	-	+1
	Civil Violation	CV	0	▼	-100.0%	-8
	Total			29	▲	38.1%
Traffic	Infraction	I	117	▼	-11.4%	-15
	Misdemeanor	M	20	▲	+17.6%	+3
	Felony	F	0	▼	-100.0%	-7
	Show Cause	SC	0	▼	-100.0%	-3
	Total			137	▼	-13.8%
Civil	Warrant in Debt	WD	11	▲	+120.0%	+6
	Garnishment	GA	8	▲	+14.3%	+1
	Admin License	AL	3	▲	+200.0%	+2
	Unlawful Detainer	UD	2	▲	+100.0%	+1
	Detinue	DT	1	▲	-	+1
	Impoundment	IM	1	▲	-	+1
	Abstract	AJ	0	▼	-100.0%	-1
	Total			26	▲	73.3%
Civil Commitments	Emergency Custody Order	EC	0	▼	-100.0%	-5
	Temporary Detention Order	TD	0	▼	-100.0%	-7
	Total			0	▼	-100.0%
GRAND TOTAL			192	▼	-7.2%	-15

Filings by Major Case Category**

Category	Summary	Change	% Change	Absolute Change	
Felony	4	▼	-63.6%	-7	
Garnishment	8	▲	+14.3%	+1	
General Civil	12	▲	+140.0%	+7	
Infraction/Civil Violation	117	▼	-16.4%	-23	
Landlord /Tenant	2	▲	+100.0%	+1	
Misdemeanor	43	▲	+65.4%	+17	
Other	6	▲	-64.7%	-11	
GRAND TOTAL		192	▼	-7.2%	-15

* Compared to same time period as previous year

** Case Type Categories are defined in the 2017 Virginia Judicial Workload Assessment
 Source: SCV-SQL-Information

2024 Overall GRAND TOTAL		Distribution of Caseload			Change*		Percentage (%) of Caseload		
280	-39	Criminal	109	39%	34.6% ▲	+28	Criminal	2023	2024
		Traffic	75	27%	-56.4% ▼	-97	Traffic	25.4%	38.9%
		Civil	80	29%	196.3% ▲	+53	Civil	53.9%	26.8%
		Civil Commitments	16	6%	-59.0% ▼	-23	Civil Commitments	8.5%	28.6%
		GRAND TOTAL	280	100%	-12.2% ▼	-39	GRAND TOTAL	100%	100%

Filings by Division & Code

Division	Case Type Description	Code	Summary	Change	% Change	Absolute Change
Criminal	Misdemeanor	M	61	▲	+38.6%	+17
	Felony	F	34	▲	+78.9%	+15
	Show Cause	SC	9	▲	+12.5%	+1
	Capias	CA	5	▼	-16.7%	-1
	Civil Violation	CV	0	▼	-100.0%	-4
	Total			109	▲	34.6%
Traffic	Infraction	I	64	▼	-54.6%	-77
	Misdemeanor	M	10	▼	-66.7%	-20
	Show Cause	SC	1	↔	-	-
Total			75	▼	-56.4%	-97
Civil	Garnishment	GA	19	▲	+171.4%	+12
	Warrant in Debt	WD	19	▲	+111.1%	+10
	Detinue	DT	14	▲	+366.7%	+11
	Impoundment	IM	12	▲	+500.0%	+10
	Other	OT	5	▲	+25.0%	+1
	Admin License	AL	4	▲	-	+4
	Abstract	AJ	2	▲	-	+2
	Unlawful Detainer	UD	2	▲	+100.0%	+1
	Bond Forfeiture	BF	1	▲	-	+1
	Preliminary Protective Order	PP	1	↔	-	-
	Protective Order	PO	1	▲	-	+1
Total			80	▲	196.3%	+53
Civil Commitments	Mental Commitment	MC	13	▼	-59.4%	-19
	Emergency Custody Order	EC	3	↔	-	-
	Medical Emergency Temporary Detention Order	MT	0	▼	-100.0%	-1
	Temporary Detention Order	TD	0	▼	-100.0%	-3
Total			16	▼	-59.0%	-23
GRAND TOTAL			280	▼	-12.2%	-39

Filings by Major Case Category**

Category	Summary	Change	% Change	Absolute Change
Felony	34	▲	+78.9%	+15
Garnishment	19	▲	+171.4%	+12
General Civil	35	▲	+169.2%	+22
Infraction/Civil Violation	64	▼	-55.9%	-81
Landlord /Tenant	2	▲	+100.0%	+1
Misdemeanor	71	▼	-4.1%	-3
Other	53	▲	-10.2%	-6
Protective Orders	2	▲	+100.0%	+1
GRAND TOTAL	280	▼	-12.2%	-39

* Compared to same time period as previous year

** Case Type Categories are defined in the 2017 Virginia Judicial Workload Assessment
 Source: SCV-SQL-Information

2024 Overall GRAND TOTAL		Distribution of Caseload			Change*		Percentage (%) of Caseload			
544	-96	Criminal	52	10%	-5.5%	▼	-3	Criminal	2023: 8.6%	2024: 9.6%
		Traffic	442	81%	-15.8%	▼	-83	Traffic	82.0%	81.3%
2024		Civil	47	9%	-16.1%	▼	-9	Civil	8.8%	8.6%
2023		Civil Commitments	3	1%	-25.0%	▼	-1	Civil Commitments	0.6%	0.6%
		GRAND TOTAL	544	100%	-15.0%	▼	-96	GRAND TOTAL	100%	100%

Filings by Division & Code

Division	Case Type Description	Code	Summary	Change	% Change	Absolute Change
Criminal	Misdemeanor	M	41	▲	+36.7%	+11
	Felony	F	5	▼	-70.6%	-12
	Show Cause	SC	3	▼	-40.0%	-2
	Civil Violation	CV	2	▲	+100.0%	+1
	Capias	CA	1	▼	-50.0%	-1
	Total			52	▼	-5.5%
Traffic	Infraction	I	403	▼	-13.9%	-65
	Misdemeanor	M	39	▼	-31.6%	-18
	Total		442	▼	-15.8%	-83
Civil	Garnishment	GA	20	▲	+81.8%	+9
	Unlawful Detainer	UD	10	▲	+42.9%	+3
	Warrant in Debt	WD	8	▼	-75.8%	-25
	Admin License	AL	2	▼	-33.3%	-1
	Other	OT	2	▲	-	+2
	Preliminary Protective Order	PP	2	▲	-	+2
	Protective Order	PO	2	▲	-	+2
	Detinue	DT	1	▲	-	+1
	Abstract	AJ	0	▼	-100.0%	-1
	Bond Forfeiture	BF	0	▼	-100.0%	-1
Total			47	▼	-16.1%	-9
Civil Commitments	Temporary Detention Order	TD	2	▼	-33.3%	-1
	Emergency Custody Order	EC	1	↔	-	-
	Total		3	▼	-25.0%	-1
GRAND TOTAL			544	▼	-15.0%	-96

Filings by Major Case Category**

Category	Summary	Change	% Change	Absolute Change
Felony	5	▼	-70.6%	-12
Garnishment	20	▲	+81.8%	+9
General Civil	9	▲	-72.7%	-24
Infraction/Civil Violation	405	▲	-13.6%	-64
Landlord /Tenant	10	▲	+42.9%	+3
Misdemeanor	80	▲	-8.0%	-7
Other	11	▲	-31.3%	-5
Protective Orders	4	▲	-	+4
GRAND TOTAL	544	▼	-15.0%	-96

* Compared to same time period as previous year

** Case Type Categories are defined in the 2017 Virginia Judicial Workload Assessment
 Source: SCV-SQL-Information

2024 Overall GRAND TOTAL		Distribution of Caseload		Change*		Percentage (%) of Caseload		
206	+1	Criminal	51 25%	-34.6% ▼	-27	Criminal	2023 38.0%	2024 24.8%
		Traffic	85 41%	49.1% ▲	+28	Traffic	27.8%	41.3%
2024		Civil	67 33%	0.0% ↔	0	Civil	32.7%	32.5%
2023		Civil Commitments	3 1%	0.0%	0	Civil Commitments	1.5%	1.5%
		GRAND TOTAL	206 100%	0.5% ▲	+1	GRAND TOTAL	100%	100%

Filings by Division & Code



Division	Case Type Description	Code	Summary	Change	% Change	Absolute Change
Criminal	Misdemeanor	M	24	▼	-55.6%	-30
	Felony	F	19	▲	+5.6%	+1
	Show Cause	SC	4	▲	+100.0%	+2
	Capias	CA	3	▼	-25.0%	-1
	Civil Violation	CV	1	▲	-	+1
	Total			51	▼	-34.6%
Traffic	Infraction	I	59	▲	+55.3%	+21
	Misdemeanor	M	24	▲	+33.3%	+6
	Felony	F	2	▲	-	+2
	Show Cause	SC	0	▼	-100.0%	-1
	Total			85	▲	49.1%
Civil	Warrant in Debt	WD	35	▲	+9.4%	+3
	Garnishment	GA	13	▼	-31.6%	-6
	Impoundment	IM	5	▲	+400.0%	+4
	Preliminary Protective Order	PP	4	▲	+100.0%	+2
	Admin License	AL	2	▼	-33.3%	-1
	Bond Forfeiture	BF	2	▲	-	+2
	Detinue	DT	2	▲	+100.0%	+1
	Unlawful Detainer	UD	2	▼	-60.0%	-3
	Other	OT	1	▲	-	+1
	Protective Order	PO	1	▼	-50.0%	-1
	Abstract	AJ	0	▼	-100.0%	-1
	Petition-Restore Arms	PR	0	▼	-100.0%	-1
	Total			67		0.0%
Civil Commitments	Emergency Custody Order	EC	3	▲	+200.0%	+2
	Temporary Detention Order	TD	0	▼	-100.0%	-2
	Total			3		0.0%
GRAND TOTAL			206	▲	0.5%	+1

Filings by Major Case Category**

Category	Summary	Change	% Change	Absolute Change
Felony	21	▲	+16.7%	+3
Garnishment	13	▼	-31.6%	-6
General Civil	37	▲	+8.8%	+3
Infraction/Civil Violation	60	▲	+57.9%	+22
Landlord /Tenant	2	▼	-60.0%	-3
Misdemeanor	48	▼	-33.3%	-24
Other	20	▲	+33.3%	+5
Protective Orders	5	▲	+25.0%	+1
GRAND TOTAL	206	▲	0.5%	+1

* Compared to same time period as previous year

** Case Type Categories are defined in the 2017 Virginia Judicial Workload Assessment
 Source: SCV-SQL-Information

2024 Overall GRAND TOTAL		Distribution of Caseload			Change*		Percentage (%) of Caseload		
2024 	2023 	2,168	+235						
		Criminal	416	19%	13.0% ▲	+48	Criminal	2023 19.0%	2024 19.2%
		Traffic	1,336	62%	20.5% ▲	+227	Traffic	57.4%	61.6%
		Civil	338	16%	-8.9% ▼	-33	Civil	19.2%	15.6%
		Civil Commitments	78	4%	-8.2% ▼	-7	Civil Commitments	4.4%	3.6%
		GRAND TOTAL	2,168	100%	12.2% ▲	+235	GRAND TOTAL	100%	100%

Filings by Division & Code

Division	Case Type Description	Code	Summary	Change	% Change	Absolute Change
Criminal	Misdemeanor	M	254	▲	+2.8%	+7
	Felony	F	106	▲	+45.2%	+33
	Capias	CA	27	▲	+28.6%	+6
	Show Cause	SC	16	▼	-15.8%	-3
	Civil Violation	CV	13	▲	+62.5%	+5
	Total			416	▲	13.0%
Traffic	Infraction	I	1,138	▲	+25.3%	+230
	Misdemeanor	M	190	▲	+1.6%	+3
	Show Cause	SC	3	▲	+50.0%	+1
	Capias	CA	2	▼	-50.0%	-2
	Civil Violation	CV	1	↔		-
	Felony	F	1	▼	-66.7%	-2
	Other	O	1	▲	-	+1
	Restricted Operators License	RL	0	▼	-100.0%	-4
	Total			1,336	▲	20.5%
Civil	Garnishment	GA	125	▲	+14.7%	+16
	Warrant in Debt	WD	84	▼	-21.5%	-23
	Unlawful Detainer	UD	69	▼	-27.4%	-26
	Admin License	AL	27	▲	+68.8%	+11
	Bond Forfeiture	BF	9	▲	+80.0%	+4
	Other	OT	8	▼	-38.5%	-5
	Impoundment	IM	5	▲	+400.0%	+4
	Preliminary Protective Order	PP	4	▼	-55.6%	-5
	Abstract	AJ	2	▲	+100.0%	+1
	Protective Order	PO	2	▼	-71.4%	-5
	Tenants Assertion	TA	2	▲	-	+2
	Motion for Judgment	MJ	1	▼	-50.0%	-1
	Detinue	DT	0	▼	-100.0%	-5
	Petition-Restore Arms	PR	0	▼	-100.0%	-1
Total			338	▼	-8.9%	-33
Civil Commitments	Mental Commitment	MC	38	▲	+35.7%	+10
	Temporary Detention Order	TD	20	▼	-23.1%	-6
	Emergency Custody Order	EC	15	↔		-
	Medical Emergency Temporary Detention Order	MT	3	▲	+50.0%	+1
	Other	OT	2	▼	-85.7%	-12
Total			78	▼	-8.2%	-7
GRAND TOTAL			2,168	▲	12.2%	+235

Filings by Major Case Category**

Category	Summary	Change	% Change	Absolute Change
Felony	107	▼	+40.8%	+31
Garnishment	125	▲	+14.7%	+16
General Civil	85	▼	-26.7%	-31
Infraction/Civil Violation	1,153	▲	+25.7%	+236
Involuntary Civil Commitments	2	▼	-85.7%	-12
Landlord /Tenant	71	▲	-25.3%	-24
Misdemeanor	444	▼	+1.4%	+6

* Compared to same time period as previous year

** Case Type Categories are defined in the 2017 Virginia Judicial Workload Assessment

CPSS - GCMS CASELOAD STATISTICS OF THE GENERAL DISTRICT COURTS

January 2024 thru January 2024 Filings (Compared to January 2023 thru January 2023)


Montgomery

District: 27 FIPS: 121

Other	175	▲	+15.1%	+23
Protective Orders	6	▼	-62.5%	-10
GRAND TOTAL	2,168	▲	12.2%	+235

* Compared to same time period as previous year

** Case Type Categories are defined in the 2017 Virginia Judicial Workload Assessment
Source: SCV-SQL-Information

2024 Overall GRAND TOTAL		Distribution of Caseload			Change*		Percentage (%) of Caseload		
1,598 +264 	Criminal	199	12%	-30.2% ▼	-86	Criminal	2023	2024	
	Traffic	1,182	74%	53.9% ▲	+414	Traffic	21.4%	12.5%	
	Civil	176	11%	-28.5% ▼	-70	Civil	57.6%	74.0%	
	Civil Commitments	41	3%	17.1% ▲	+6	Civil Commitments	18.4%	11.0%	
	GRAND TOTAL	1,598	100%	19.8% ▲	+264	GRAND TOTAL	2.6%	2.6%	
						GRAND TOTAL	100%	100%	

Filings by Division & Code

Division	Case Type Description	Code	Summary	Change	% Change	Absolute Change
Criminal	Misdemeanor	M	126	▼	-36.4%	-72
	Felony	F	40	▼	-2.4%	-1
	Show Cause	SC	21	▼	-4.5%	-1
	Capias	CA	12	▼	-47.8%	-11
	Motion	MO	0	▼	-100.0%	-1
	Total			199	▼	-30.2%
Traffic	Infraction	I	1,022	▲	+59.9%	+383
	Misdemeanor	M	156	▲	+23.8%	+30
	Felony	F	4	▲	-	+4
	Capias	CA	0	▼	-100.0%	-2
	Restricted Operators License	RL	0	▼	-100.0%	-1
	Total			1,182	▲	53.9%
Civil	Warrant in Debt	WD	73	▼	-26.3%	-26
	Unlawful Detainer	UD	37	↔	-	-
	Garnishment	GA	24	▼	-41.5%	-17
	Other	OT	22	▼	-8.3%	-2
	Detinue	DT	8	▲	+300.0%	+6
	Bond Forfeiture	BF	5	▼	-28.6%	-2
	Protective Order	PO	3	▼	-62.5%	-5
	Preliminary Protective Order	PP	2	▼	-60.0%	-3
	Admin License	AL	1	▼	-66.7%	-2
	Show Cause	SC	1	▼	-90.0%	-9
	Impoundment	IM	0	▼	-100.0%	-1
	Interrogatory	IN	0	▼	-100.0%	-7
	Petition-Restore Arms	PR	0	▼	-100.0%	-1
	Tenants Assertion	TA	0	▼	-100.0%	-1
Total			176	▼	-28.5%	-70
Civil Commitments	Temporary Detention Order	TD	18	▲	+50.0%	+6
	Emergency Custody Order	EC	13	▲	+18.2%	+2
	Mental Commitment	MC	10	▼	-9.1%	-1
	Other	OT	0	▼	-100.0%	-1
	Total			41	▲	17.1%
GRAND TOTAL			1,598	▲	19.8%	+264

Filings by Major Case Category**

Category	Summary	Change	% Change	Absolute Change	
Felony	44	▲	+7.3%	+3	
Garnishment	24	▼	-50.0%	-24	
General Civil	81	▲	-20.6%	-21	
Infraction/Civil Violation	1,022	▲	+59.9%	+383	
Involuntary Civil Commitments	0	▼	-100.0%	-1	
Landlord /Tenant	37	▼	-2.6%	-1	
Misdemeanor	282	▼	-13.2%	-43	
Other	103	▼	-18.9%	-24	
Protective Orders	5	▼	-61.5%	-8	
GRAND TOTAL		1,598	▲	19.8%	+264



* Compared to same time period as previous year

** Case Type Categories are defined in the 2017 Virginia Judicial Workload Assessment

Source: SCV-SQL-Information

* Compared to same time period as previous year

** Case Type Categories are defined in the 2017 Virginia Judicial Workload Assessment
Source: SCV-SQL-Information

2024 Overall GRAND TOTAL		Distribution of Caseload		Change*		Percentage (%) of Caseload			
289	+78	Criminal	47	16%	-20.3% ▼	-12	Criminal	2023	2024
		Traffic	162	56%	184.2% ▲	+105	Traffic	28.0%	16.3%
		Civil	65	22%	-27.0% ▼	-24	Civil	27.0%	56.1%
		Civil Commitments	15	5%	150.0% ▲	+9	Civil Commitments	42.2%	22.5%
		GRAND TOTAL	289	100%	37.0% ▲	+78	GRAND TOTAL	100%	100%

Filings by Division & Code



Division	Case Type Description	Code	Summary	Change	% Change	Absolute Change
Criminal	Misdemeanor	M	36	▼	-7.7%	-3
	Felony	F	4	▼	-42.9%	-3
	Show Cause	SC	4	▼	-66.7%	-8
	Capias	CA	2	▲	+100.0%	+1
	Civil Violation	CV	1	▲	-	+1
	Total			47	▼	-20.3%
Traffic	Infraction	I	122	▲	+183.7%	+79
	Misdemeanor	M	35	▲	+218.2%	+24
	Other	O	2	▲	-	+2
	Show Cause	SC	2	▲	-	+2
	Capias	CA	1	▲	-	+1
	Civil Violation	CV	0	▼	-100.0%	-1
	Restricted Operators License	RL	0	▼	-100.0%	-2
	Total			162	▲	184.2%
Civil	Warrant in Debt	WD	23	▼	-17.9%	-5
	Garnishment	GA	15	▼	-21.1%	-4
	Preliminary Protective Order	PP	8	↔	-	-
	Other	OT	6	▲	+20.0%	+1
	Protective Order	PO	5	▼	-16.7%	-1
	Unlawful Detainer	UD	5	▼	-75.0%	-15
	Admin License	AL	2	↔	-	-
	Detinue	DT	1	▲	-	+1
	Abstract	AJ	0	▼	-100.0%	-1
Total			65	▼	-27.0%	-24
Civil Commitments	Emergency Custody Order	EC	5	▲	+150.0%	+3
	Mental Commitment	MC	5	▲	-	+5
	Temporary Detention Order	TD	5	▲	+25.0%	+1
	Total			15	▲	150.0%
GRAND TOTAL			289	▲	37.0%	+78

Filings by Major Case Category**

Category	Summary	Change	% Change	Absolute Change
Felony	4	▼	-42.9%	-3
Garnishment	15	▼	-21.1%	-4
General Civil	24	▲	-14.3%	-4
Infraction/Civil Violation	125	▲	+184.1%	+81
Landlord /Tenant	5	▼	-75.0%	-15
Misdemeanor	71	▲	+36.5%	+19
Other	32	▲	+18.5%	+5
Protective Orders	13	▼	-7.1%	-1
GRAND TOTAL	289	▲	37.0%	+78

* Compared to same time period as previous year

** Case Type Categories are defined in the 2017 Virginia Judicial Workload Assessment
 Source: SCV-SQL-Information

2024 Overall GRAND TOTAL		Distribution of Caseload			Change*		Percentage (%) of Caseload		
1,243	+299	Criminal	151	12%	3.4% ▲	+5	Criminal	2023	2024
		Traffic	951	77%	40.1% ▲	+272	Traffic	15.5%	12.1%
		Civil	122	10%	22.0% ▲	+22	Civil	71.9%	76.5%
		Civil Commitments	19	2%	0.0%	0	Civil Commitments	10.6%	9.8%
		GRAND TOTAL	1,243	100%	31.7% ▲	+299	GRAND TOTAL	100%	100%

Filings by Division & Code

Division	Case Type Description	Code	Summary	Change	% Change	Absolute Change
Criminal	Misdemeanor	M	95	▼	-3.1%	-3
	Felony	F	46	▲	+35.3%	+12
	Show Cause	SC	6	▲	+100.0%	+3
	Capias	CA	3	▼	-66.7%	-6
	Civil Violation	CV	1	▼	-50.0%	-1
	Total			151	▲	3.4%
Traffic	Infraction	I	773	▲	+36.1%	+205
	Misdemeanor	M	169	▲	+56.5%	+61
	Capias	CA	3	▲	+200.0%	+2
	Civil Violation	CV	3	▲	-	+3
	Show Cause	SC	2	↔	-	-
	Felony	F	1	▲	-	+1
	Total			951	▲	40.1%
Civil	Warrant in Debt	WD	49	▲	+6.5%	+3
	Garnishment	GA	35	▲	+34.6%	+9
	Detinue	DT	9	▲	-	+9
	Unlawful Detainer	UD	8	▼	-33.3%	-4
	Other	OT	7	▼	-12.5%	-1
	Preliminary Protective Order	PP	4	▲	+33.3%	+1
	Admin License	AL	3	▲	+50.0%	+1
	Protective Order	PO	3	▲	+200.0%	+2
	Abstract	AJ	1	▲	-	+1
	Bond Forfeiture	BF	1	▼	-50.0%	-1
	Cross Claim	CR	1	▲	-	+1
	Motion for Judgment	MJ	1	▲	-	+1
	Total			122	▲	22.0%
Civil Commitments	Temporary Detention Order	TD	12	▲	+9.1%	+1
	Emergency Custody Order	EC	7	▼	-12.5%	-1
	Total		19		0.0%	0
GRAND TOTAL			1,243	▲	31.7%	+299

Filings by Major Case Category**

Category	Summary	Change	% Change	Absolute Change
Felony	47	▲	+38.2%	+13
Garnishment	35	▲	+34.6%	+9
General Civil	59	▲	+28.3%	+13
Infraction/Civil Violation	777	▲	+36.3%	+207
Landlord /Tenant	8	▼	-33.3%	-4
Misdemeanor	264	▲	+28.2%	+58
Other	46	▲	-	0
Protective Orders	7	▲	+75.0%	+3
GRAND TOTAL	1,243	▲	31.7%	+299

* Compared to same time period as previous year

** Case Type Categories are defined in the 2017 Virginia Judicial Workload Assessment

2024 Overall GRAND TOTAL		Distribution of Caseload			Change*		Percentage (%) of Caseload			
899	-91	Criminal	173	19%	-10.8%	▼	-21	Criminal	2023: 19.6%	2024: 19.2%
		Traffic	585	65%	-5.5%	▼	-34	Traffic	62.5%	65.1%
2024		Civil	105	12%	-22.8%	▼	-31	Civil	13.7%	11.7%
2023		Civil Commitments	36	4%	-12.2%	▼	-5	Civil Commitments	4.1%	4.0%
		GRAND TOTAL	899	100%	-9.2%	▼	-91	GRAND TOTAL	100%	100%

Filings by Division & Code



Division	Case Type Description	Code	Summary	Change	% Change	Absolute Change
Criminal	Misdemeanor	M	89	▼	-21.2%	-24
	Felony	F	45	▼	-4.3%	-2
	Capias	CA	30	▲	+25.0%	+6
	Civil Violation	CV	8	▲	+60.0%	+3
	Show Cause	SC	1	▼	-80.0%	-4
	Total			173	▼	-10.8%
Traffic	Infraction	I	466	▼	-7.0%	-35
	Misdemeanor	M	117	▲	+10.4%	+11
	Capias	CA	2	▼	-81.8%	-9
	Show Cause	SC	0	▼	-100.0%	-1
	Total			585	▼	-5.5%
Civil	Warrant in Debt	WD	39	▲	+77.3%	+17
	Garnishment	GA	20	▲	+33.3%	+5
	Unlawful Detainer	UD	18	▼	-69.5%	-41
	Admin License	AL	6	▲	+100.0%	+3
	Protective Order	PO	6	▲	+50.0%	+2
	Other	OT	5	▼	-54.5%	-6
	Preliminary Protective Order	PP	5	▼	-44.4%	-4
	Bond Forfeiture	BF	4	▼	-60.0%	-6
	Abstract	AJ	1	↔		-
	Show Cause	SC	1	↔		-
	Impoundment	IM	0	▼	-100.0%	-1
	Total			105	▼	-22.8%
Civil Commitments	Mental Commitment	MC	32	▼	-15.8%	-6
	Emergency Custody Order	EC	2	▲	+100.0%	+1
	Temporary Detention Order	TD	2	↔		-
	Total			36	▼	-12.2%
GRAND TOTAL			899	▼	-9.2%	-91

Filings by Major Case Category**

Category	Summary	Change	% Change	Absolute Change
Felony	45	▼	-4.3%	-2
Garnishment	20	▲	+33.3%	+5
General Civil	39	▲	+77.3%	+17
Infraction/Civil Violation	474	▲	-6.3%	-32
Landlord /Tenant	18	▼	-69.5%	-41
Misdemeanor	206	▼	-5.9%	-13
Other	86	▼	-21.1%	-23
Protective Orders	11	▲	-15.4%	-2
GRAND TOTAL	899	▼	-9.2%	-91

* Compared to same time period as previous year

** Case Type Categories are defined in the 2017 Virginia Judicial Workload Assessment
 Source: SCV-SQL-Information

2024 Overall GRAND TOTAL		Distribution of Caseload			Change*		Percentage (%) of Caseload		
1,892	+441	Criminal	217	11%	85.5% ▲	+100	Criminal	2023	2024
		Traffic	1,433	76%	26.5% ▲	+300	Traffic	8.1%	11.5%
		Civil	141	7%	41.0% ▲	+41	Civil	78.1%	75.7%
		Civil Commitments	101	5%	0.0%	0	Civil Commitments	6.9%	7.5%
		GRAND TOTAL	1,892	100%	30.4% ▲	+441	GRAND TOTAL	7.0%	5.3%
							GRAND TOTAL	100%	100%

Filings by Division & Code

Division	Case Type Description	Code	Summary	Change	% Change	Absolute Change
Criminal	Misdemeanor	M	119	▲	+60.8%	+45
	Felony	F	60	▲	+76.5%	+26
	Capias	CA	22	▲	+175.0%	+14
	Civil Violation	CV	9	▲	-	+9
	Show Cause	SC	7	▲	+600.0%	+6
	Total			217	▲	85.5%
Traffic	Infraction	I	1,000	▲	+16.6%	+142
	Misdemeanor	M	412	▲	+59.7%	+154
	Capias	CA	11	▼	-8.3%	-1
	Show Cause	SC	6	▲	+200.0%	+4
	Felony	F	3	↔	-	-
	Civil Violation	CV	1	▲	-	+1
	Total			1,433	▲	26.5%
Civil	Garnishment	GA	63	▲	+320.0%	+48
	Warrant in Debt	WD	31	▼	-44.6%	-25
	Other	OT	17	▲	+70.0%	+7
	Unlawful Detainer	UD	9	▼	-25.0%	-3
	Admin License	AL	6	▲	+500.0%	+5
	Preliminary Protective Order	PP	6	▲	+100.0%	+3
	Protective Order	PO	4	▲	-	+4
	Impoundment	IM	2	▲	+100.0%	+1
	Show Cause	SC	2	▲	-	+2
	Abstract	AJ	1	↔	-	-
	Detinue	DT	0	▼	-100.0%	-1
	Total			141	▲	41.0%
Civil Commitments	Mental Commitment	MC	88	▲	+20.5%	+15
	Other	OT	6	▼	-40.0%	-4
	Temporary Detention Order	TD	4	▼	-63.6%	-7
	Emergency Custody Order	EC	3	▼	-57.1%	-4
	Total			101	▲	0.0%
GRAND TOTAL			1,892	▲	30.4%	+441

Filings by Major Case Category**

Category	Summary	Change	% Change	Absolute Change
Felony	63	▲	+70.3%	+26
Garnishment	63	▲	+320.0%	+48
General Civil	31	▼	-45.6%	-26
Infraction/Civil Violation	1,010	▲	+17.7%	+152
Involuntary Civil Commitments	6	▼	-40.0%	-4
Landlord /Tenant	9	▼	-25.0%	-3
Misdemeanor	531	▲	+59.9%	+199
Other	169	▲	+33.1%	+42
Protective Orders	10	▲	+233.3%	+7
GRAND TOTAL	1,892	▲	30.4%	+441

* Compared to same time period as previous year

** Case Type Categories are defined in the 2017 Virginia Judicial Workload Assessment
 Source: SCV-SQL-Information

2024 Overall GRAND TOTAL		Distribution of Caseload		Change*		Percentage (%) of Caseload				
1,324	-462	Criminal	198	15%	-2.0%	▼	-4	Criminal	2023	2024
		Traffic	851	64%	-34.6%	▼	-451	Traffic	11.3%	15.0%
2024		Civil	242	18%	-4.3%	▼	-11	Civil	72.9%	64.3%
2023		Civil Commitments	33	2%	13.8%	▲	+4	Civil Commitments	14.2%	18.3%
		GRAND TOTAL	1,324	100%	-25.9%	▼	-462	GRAND TOTAL	1.6%	2.5%
								GRAND TOTAL	100%	100%

Filings by Division & Code



Division	Case Type Description	Code	Summary	Change	% Change	Absolute Change
Criminal	Misdemeanor	M	121	▲	+14.2%	+15
	Felony	F	57	▲	+7.5%	+4
	Capias	CA	12	▼	-55.6%	-15
	Show Cause	SC	6	▼	-53.8%	-7
	Civil Violation	CV	2	▼	-33.3%	-1
	Total			198	▼	-2.0%
Traffic	Infraction	I	736	▼	-34.9%	-395
	Misdemeanor	M	108	▼	-35.3%	-59
	Capias	CA	4	▲	+300.0%	+3
	Felony	F	2	▲	+100.0%	+1
	Show Cause	SC	1	↔		-
	Civil Violation	CV	0	▼	-100.0%	-1
	Total			851	▼	-34.6%
Civil	Warrant in Debt	WD	107	▼	-11.6%	-14
	Garnishment	GA	89	▲	+39.1%	+25
	Other	OT	16	▲	-11.1%	-2
	Unlawful Detainer	UD	14	▼	-17.6%	-3
	Preliminary Protective Order	PP	4	▼	-69.2%	-9
	Protective Order	PO	4	↔		-
	Admin License	AL	3	▼	-50.0%	-3
	Impoundment	IM	3	▲	-	+3
	Abstract	AJ	1	▼	-50.0%	-1
	Overweight	OC	1	↔		-
	Bond Forfeiture	BF	0	▼	-100.0%	-1
	Detinue	DT	0	▼	-100.0%	-4
	Petition-Restore Arms	PR	0	▼	-100.0%	-1
	Show Cause	SC	0	▼	-100.0%	-1
	Total			242	▼	-4.3%
Civil Commitments	Temporary Detention Order	TD	19	▲	+18.8%	+3
	Emergency Custody Order	EC	14	▲	+7.7%	+1
	Total			33	▲	13.8%
GRAND TOTAL			1,324	▼	-25.9%	-462

Filings by Major Case Category**

Category	Summary	Change	% Change	Absolute Change	
Felony	59	▲	+9.3%	+5	
Garnishment	89	▲	+39.1%	+25	
General Civil	109	▲	-13.5%	-17	
Infraction/Civil Violation	739	▼	-34.9%	-397	
Landlord /Tenant	14	▼	-17.6%	-3	
Misdemeanor	229	▼	-16.1%	-44	
Other	77	▲	-22.2%	-22	
Protective Orders	8	▼	-52.9%	-9	
GRAND TOTAL		1,324	▼	-25.9%	-462

* Compared to same time period as previous year

** Case Type Categories are defined in the 2017 Virginia Judicial Workload Assessment
 Source: SCV-SQL-Information

2024 Overall GRAND TOTAL		Distribution of Caseload			Change*		Percentage (%) of Caseload		
512	+98	Criminal	125	24%	3.3% ▲	+4	Criminal	2023	2024
		Traffic	231	45%	16.7% ▲	+33	Traffic	29.2%	24.4%
2024 		Civil	153	30%	71.9% ▲	+64	Civil	47.8%	45.1%
2023 		Civil Commitments	3	1%	-50.0% ▼	-3	Civil Commitments	21.5%	29.9%
		GRAND TOTAL	512	100%	23.7% ▲	+98	GRAND TOTAL	100%	100%

Filings by Division & Code


Division	Case Type Description	Code	Summary	Change	% Change	Absolute Change	
Criminal	Misdemeanor	M	67	▼	-5.6%	-4	
	Show Cause	SC	26	▲	-	+26	
	Felony	F	19	▼	-47.2%	-17	
	Capias	CA	12	▲	+9.1%	+1	
	Civil Violation	CV	1	▼	-66.7%	-2	
	Total			125	▲	3.3%	+4
Traffic	Infraction	I	106	▼	-35.4%	-58	
	Show Cause	SC	92	▲	-	+92	
	Misdemeanor	M	22	▼	-15.4%	-4	
	Capias	CA	11	▲	+83.3%	+5	
	Felony	F	0	▼	-100.0%	-2	
	Total			231	▲	16.7%	+33
Civil	Warrant in Debt	WD	108	▲	+184.2%	+70	
	Garnishment	GA	23	▼	-8.0%	-2	
	Other	OT	11	▼	-	-	
	Preliminary Protective Order	PP	4	▼	-20.0%	-1	
	Bond Forfeiture	BF	3	▲	+50.0%	+1	
	Abstract	AJ	1	▲	-	+1	
	Detinue	DT	1	▲	-	+1	
	Impoundment	IM	1	▲	-	+1	
	Unlawful Detainer	UD	1	▼	-50.0%	-1	
	Protective Order	PO	0	▼	-100.0%	-4	
	Show Cause	SC	0	▼	-100.0%	-2	
	Total			153	▲	71.9%	+64
	Civil Commitments	Temporary Detention Order	TD	2	↔	-	-
Emergency Custody Order		EC	1	▼	-75.0%	-3	
Total			3	▼	-50.0%	-3	
GRAND TOTAL			512	▲	23.7%	+98	

Filings by Major Case Category**

Category	Summary	Change	% Change	Absolute Change
Felony	19	▼	-50.0%	-19
Garnishment	23	▼	-8.0%	-2
General Civil	109	▲	+179.5%	+70
Infraction/Civil Violation	107	▼	-35.9%	-60
Landlord /Tenant	1	▼	-50.0%	-1
Misdemeanor	89	▼	-8.2%	-8
Other	160	▲	+332.4%	+123
Protective Orders	4	▼	-55.6%	-5
GRAND TOTAL	512	▲	23.7%	+98

* Compared to same time period as previous year

** Case Type Categories are defined in the 2017 Virginia Judicial Workload Assessment
 Source: SCV-SQL-Information

2024 Overall GRAND TOTAL		Distribution of Caseload		Change*		Percentage (%) of Caseload			
146	-114	Criminal	61	42%	19.6% ▲	+10	Criminal	2023	2024
		Traffic	30	21%	-79.5% ▼	-116	Traffic	19.6%	41.8%
		Civil	34	23%	-26.1% ▼	-12	Civil	56.2%	20.5%
		Civil Commitments	21	14%	23.5% ▲	+4	Civil	17.7%	23.3%
		GRAND TOTAL	146	100%	-43.8% ▼	-114	Civil Commitments	6.5%	14.4%
							GRAND TOTAL	100%	100%

Filings by Division & Code


Division	Case Type Description	Code	Summary	Change	% Change	Absolute Change
Criminal	Misdemeanor	M	31	▲	+14.8%	+4
	Felony	F	21	▲	+40.0%	+6
	Capias	CA	8	▲	+100.0%	+4
	Show Cause	SC	1	▼	-50.0%	-1
	Civil Violation	CV	0	▼	-100.0%	-2
	Restricted Operators License	RL	0	▼	-100.0%	-1
	Total			61	▲	19.6%
Traffic	Infraction	I	22	▼	-81.5%	-97
	Misdemeanor	M	6	▼	-76.0%	-19
	Capias	CA	2	↔		-
	Total		30	▼	-79.5%	-116
Civil	Warrant in Debt	WD	18	▼	-37.9%	-11
	Garnishment	GA	9	▼	-18.2%	-2
	Other	OT	3	▼		-
	Unlawful Detainer	UD	2	▲	+100.0%	+1
	Detinue	DT	1	▲	-	+1
	Impoundment	IM	1	▼	-50.0%	-1
	Total		34	▼	-26.1%	-12
Civil Commitments	Mental Commitment	MC	11	▲	+22.2%	+2
	Temporary Detention Order	TD	6	↔		-
	Emergency Custody Order	EC	2	↔		-
	Other	OT	2	▲	-	+2
	Total		21	▲	23.5%	+4
GRAND TOTAL			146	▼	-43.8%	-114

Filings by Major Case Category**

Category	Summary	Change	% Change	Absolute Change	
Felony	21	▲	+40.0%	+6	
Garnishment	9	▼	-18.2%	-2	
General Civil	19	▲	-36.7%	-11	
Infraction/Civil Violation	22	▼	-81.8%	-99	
Involuntary Civil Commitments	2	▲	-	+2	
Landlord /Tenant	2	▲	+100.0%	+1	
Misdemeanor	37	▼	-30.2%	-16	
Other	34	▲	+17.2%	+5	
GRAND TOTAL		146	▼	-43.8%	-114

* Compared to same time period as previous year

** Case Type Categories are defined in the 2017 Virginia Judicial Workload Assessment
 Source: SCV-SQL-Information

2024 Overall GRAND TOTAL		Distribution of Caseload			Change*		Percentage (%) of Caseload		
457 +24 	Criminal	98	21%	2.1% ▲	+2	Criminal	2023: 22.2%	2024: 21.4%	
	Traffic	223	49%	-10.1% ▼	-25	Traffic	57.3%	48.8%	
	Civil	105	23%	87.5% ▲	+49	Civil	12.9%	23.0%	
	Civil Commitments	31	7%	-6.1% ▼	-2	Civil Commitments	7.6%	6.8%	
	GRAND TOTAL	457	100%	5.5% ▲	+24	GRAND TOTAL	100%	100%	

Filings by Division & Code



Division	Case Type Description	Code	Summary	Change	% Change	Absolute Change
Criminal	Misdemeanor	M	51	▲	+6.3%	+3
	Felony	F	19	▲	+46.2%	+6
	Capias	CA	16	▲	+128.6%	+9
	Show Cause	SC	11	▼	-52.2%	-12
	Civil Violation	CV	1	▼	-80.0%	-4
	Total			98	▲	2.1%
Traffic	Infraction	I	118	▼	-11.3%	-15
	Show Cause	SC	52	▼	-27.8%	-20
	Misdemeanor	M	45	▲	+40.6%	+13
	Capias	CA	5	▼	-50.0%	-5
	Felony	F	2	▲	-	+2
	Civil Violation	CV	1	▲	-	+1
	Restricted Operators License	RL	0	▼	-100.0%	-1
	Total			223	▼	-10.1%
Civil	Warrant in Debt	WD	58	▲	+544.4%	+49
	Garnishment	GA	25	▲	+66.7%	+10
	Other	OT	8	▲	+33.3%	+2
	Bond Forfeiture	BF	7	▼	-41.7%	-5
	Preliminary Protective Order	PP	4	↔	-	-
	Unlawful Detainer	UD	3	▼	-50.0%	-3
	Abstract	AJ	0	▼	-100.0%	-1
	Detinue	DT	0	▼	-100.0%	-1
	Impoundment	IM	0	▼	-100.0%	-1
	Protective Order	PO	0	▼	-100.0%	-1
	Total			105	▲	87.5%
Civil Commitments	Mental Commitment	MC	23	▼	-11.5%	-3
	Emergency Custody Order	EC	4	↔	-	-
	Temporary Detention Order	TD	3	▲	+50.0%	+1
	Other	OT	1	↔	-	-
Total			31	▼	-6.1%	-2
GRAND TOTAL			457	▲	5.5%	+24

Filings by Major Case Category**

Category	Summary	Change	% Change	Absolute Change
Felony	21	▲	+61.5%	+8
Garnishment	25	▲	+66.7%	+10
General Civil	58	▲	+480.0%	+48
Infraction/Civil Violation	120	▲	-13.0%	-18
Involuntary Civil Commitments	1	↔	-	0
Landlord /Tenant	3	▼	-50.0%	-3
Misdemeanor	96	▼	+18.5%	+15
Other	129	▼	-21.3%	-35
Protective Orders	4	▼	-20.0%	-1
GRAND TOTAL	457	▲	5.5%	+24

* Compared to same time period as previous year

** Case Type Categories are defined in the 2017 Virginia Judicial Workload Assessment
 Source: SCV-SQL-Information

2024 Overall GRAND TOTAL		Distribution of Caseload			Change*		Percentage (%) of Caseload		
858	-129	Criminal	372	43%	32.4% ▲	+91	Criminal	2023	2024
		Traffic	386	45%	-34.0% ▼	-199	Traffic	28.5%	43.4%
		Civil	94	11%	-13.8% ▼	-15	Civil	59.3%	45.0%
		Civil Commitments	6	1%	-50.0% ▼	-6	Civil Commitments	11.0%	11.0%
		GRAND TOTAL	858	100%	-13.1% ▼	-129	GRAND TOTAL	100%	100%

Filings by Division & Code


Division	Case Type Description	Code	Summary	Change	% Change	Absolute Change
Criminal	Misdemeanor	M	272	▲	+58.1%	+100
	Felony	F	64	▲	+3.2%	+2
	Capias	CA	30	▲	+25.0%	+6
	Civil Violation	CV	5	▼	-73.7%	-14
	Show Cause	SC	1	▼	-75.0%	-3
	Total			372	▲	32.4%
Traffic	Infraction	I	303	▼	-35.9%	-170
	Misdemeanor	M	77	▼	-20.6%	-20
	Capias	CA	6	▼	-50.0%	-6
	Felony	F	0	▼	-100.0%	-3
	Total			386	▼	-34.0%
Civil	Unlawful Detainer	UD	25	▲	+8.7%	+2
	Other	OT	19	▲	+26.7%	+4
	Garnishment	GA	16	▼	-33.3%	-8
	Preliminary Protective Order	PP	9	↔		-
	Warrant in Debt	WD	7	▲	+16.7%	+1
	Detinue	DT	5	▼	-37.5%	-3
	Protective Order	PO	5	▲	-	+5
	Bond Forfeiture	BF	4	▼	-69.2%	-9
	Abstract	AJ	2	↔		-
	Impoundment	IM	1	▼	-85.7%	-6
	Motion for Judgment	MJ	1	▲	-	+1
	Admin License	AL	0	▼	-100.0%	-1
	Petition-Restore Arms	PR	0	▼	-100.0%	-1
	Total			94	▼	-13.8%
Civil Commitments	Temporary Detention Order	TD	5	▼	-44.4%	-4
	Emergency Custody Order	EC	1	▼	-50.0%	-1
	Mental Commitment	MC	0	▼	-100.0%	-1
	Total			6	▼	-50.0%
GRAND TOTAL			858	▼	-13.1%	-129

Filings by Major Case Category**

Category	Summary	Change	% Change	Absolute Change
Felony	64	▼	-1.5%	-1
Garnishment	16	▼	-33.3%	-8
General Civil	15	▲	-11.8%	-2
Infraction/Civil Violation	308	▼	-37.4%	-184
Landlord /Tenant	25	▲	+8.7%	+2
Misdemeanor	349	▲	+29.7%	+80
Other	67	▼	-23.9%	-21
Protective Orders	14	▲	+55.6%	+5
GRAND TOTAL	858	▼	-13.1%	-129

* Compared to same time period as previous year

** Case Type Categories are defined in the 2017 Virginia Judicial Workload Assessment

2024 Overall GRAND TOTAL		Distribution of Caseload			Change*		Percentage (%) of Caseload		
467 +39 		Criminal	80	17%	-39.4% ▼	-52	Criminal	2023	2024
		Traffic	326	70%	41.7% ▲	+96	Traffic	30.8%	17.1%
		Civil	56	12%	-1.8% ▲	-1	Civil	53.7%	69.8%
		Civil Commitments	5	1%	-44.4% ▼	-4	Civil Commitments	13.3%	12.0%
		GRAND TOTAL	467	100%	9.1% ▲	+39	GRAND TOTAL	100%	100%

Filings by Division & Code

Division	Case Type Description	Code	Summary	Change	% Change	Absolute Change
Criminal	Misdemeanor	M	46	▼	-16.4%	-9
	Felony	F	23	▼	-59.6%	-34
	Show Cause	SC	6	▼	-14.3%	-1
	Capias	CA	4	▼	-63.6%	-7
	Civil Violation	CV	1	▼	-50.0%	-1
	Total			80	▼	-39.4%
Traffic	Infraction	I	269	▲	+40.1%	+77
	Misdemeanor	M	55	▲	+71.9%	+23
	Felony	F	1	▲	-	+1
	Show Cause	SC	1	▼	-66.7%	-2
	Capias	CA	0	▼	-100.0%	-3
	Total			326	▲	41.7%
Civil	Garnishment	GA	17	↔	-	-
	Other	OT	11	▲	+120.0%	+6
	Unlawful Detainer	UD	7	▼	-36.4%	-4
	Warrant in Debt	WD	7	▼	-12.5%	-1
	Preliminary Protective Order	PP	6	▲	+200.0%	+4
	Detinue	DT	2	▼	-33.3%	-1
	Impoundment	IM	2	▲	-	+2
	Protective Order	PO	2	▼	-66.7%	-4
	Restricted Operators License	RL	1	▲	-	+1
	Show Cause	SC	1	▲	-	+1
	Motion for Judgment	MJ	0	▼	-100.0%	-2
	Overweight	OC	0	▼	-100.0%	-3
	Total			56	▼	-1.8%
Civil Commitments	Emergency Custody Order	EC	4	▼	-33.3%	-2
	Temporary Detention Order	TD	1	▼	-66.7%	-2
	Total		5	▼	-44.4%	-4
GRAND TOTAL			467	▲	9.1%	+39

Filings by Major Case Category**

Category	Summary	Change	% Change	Absolute Change	
Felony	24	▲	-57.9%	-33	
Garnishment	17	↔	-	0	
General Civil	12	▲	-14.3%	-2	
Infraction/Civil Violation	270	▼	+37.1%	+73	
Landlord /Tenant	7	▼	-36.4%	-4	
Misdemeanor	102	▲	+17.2%	+15	
Other	27	▲	-27.0%	-10	
Protective Orders	8	▲	-	0	
GRAND TOTAL		467	▲	9.1%	+39

* Compared to same time period as previous year

** Case Type Categories are defined in the 2017 Virginia Judicial Workload Assessment
 Source: SCV-SQL-Information

2024 Overall GRAND TOTAL		Distribution of Caseload		Change*		Percentage (%) of Caseload			
651	+182	Criminal	192	29%	73.0% ▲	+81	Criminal	2023	2024
		Traffic	410	63%	34.9% ▲	+106	Traffic	23.7%	29.5%
2024		Civil	47	7%	-9.6% ▼	-5	Civil	64.8%	63.0%
2023		Civil Commitments	2	0%	0.0%	0	Civil Commitments	11.1%	7.2%
		GRAND TOTAL	651	100%	38.8% ▲	+182	GRAND TOTAL	0.4%	0.3%
							GRAND TOTAL	100%	100%

Filings by Division & Code



Division	Case Type Description	Code	Summary	Change	% Change	Absolute Change
Criminal	Misdemeanor	M	152	▲	+133.8%	+87
	Felony	F	32	↔		-
	Civil Violation	CV	4	▲	+100.0%	+2
	Capias	CA	3	▼	-57.1%	-4
	Show Cause	SC	1	▼	-80.0%	-4
	Total			192	▲	73.0%
Traffic	Infraction	I	332	▲	+46.3%	+105
	Misdemeanor	M	78	▲	+13.0%	+9
	Capias	CA	0	▼	-100.0%	-3
	Felony	F	0	▼	-100.0%	-4
	Show Cause	SC	0	▼	-100.0%	-1
	Total			410	▲	34.9%
Civil	Warrant in Debt	WD	18	▲	+5.9%	+1
	Garnishment	GA	11	▼	-45.0%	-9
	Other	OT	5	▲	+25.0%	+1
	Unlawful Detainer	UD	5	▲	+25.0%	+1
	Preliminary Protective Order	PP	3	↔		-
	Abstract	AJ	1	▲	-	+1
	Admin License	AL	1	↔		-
	Detinue	DT	1	▲	-	+1
	Overweight	OC	1	▲	-	+1
	Restricted Operators License	RL	1	▲	-	+1
	Impoundment	IM	0	▼	-100.0%	-1
	Protective Order	PO	0	▼	-100.0%	-1
	Show Cause	SC	0	▼	-100.0%	-1
	Total			47	▼	-9.6%
Civil Commitments	Emergency Custody Order	EC	1	↔		-
	Temporary Detention Order	TD	1	↔		-
	Total		2		0.0%	0
GRAND TOTAL			651	▲	38.8%	+182

Filings by Major Case Category**

Category	Summary	Change	% Change	Absolute Change
Felony	32	▼	-11.1%	-4
Garnishment	11	▼	-45.0%	-9
General Civil	19	▲	+11.8%	+2
Infraction/Civil Violation	337	▲	+47.2%	+108
Landlord /Tenant	5	▲	+25.0%	+1
Misdemeanor	231	▲	+72.4%	+97
Other	13	▲	-48.0%	-12
Protective Orders	3	▼	-25.0%	-1
GRAND TOTAL	651	▲	38.8%	+182

* Compared to same time period as previous year

** Case Type Categories are defined in the 2017 Virginia Judicial Workload Assessment

2024 Overall GRAND TOTAL		Distribution of Caseload		Change*		Percentage (%) of Caseload			
990	+121	Criminal	272	27%	1.9% ▲	+5	Criminal	2023	2024
		Traffic	556	56%	30.5% ▲	+130	Traffic	30.7%	27.5%
		Civil	161	16%	-6.9% ▼	-12	Civil	49.0%	56.2%
		Civil Commitments	1	0%	-66.7% ▼	-2	Civil Commitments	19.9%	16.3%
		GRAND TOTAL	990	100%	13.9% ▲	+121	GRAND TOTAL	0.3%	0.1%
							GRAND TOTAL	100%	100%

Filings by Division & Code

Division	Case Type Description	Code	Summary	Change	% Change	Absolute Change
Criminal	Misdemeanor	M	172	▲	+10.3%	+16
	Capias	CA	34	▲	+9.7%	+3
	Felony	F	33	▼	-51.5%	-35
	Show Cause	SC	33	▲	+266.7%	+24
	Civil Violation	CV	0	▼	-100.0%	-3
	Total			272	▲	1.9%
Traffic	Infraction	I	371	▲	+26.6%	+78
	Misdemeanor	M	171	▲	+46.2%	+54
	Show Cause	SC	8	▲	+60.0%	+3
	Capias	CA	5	▼	-54.5%	-6
	Felony	F	1	▲	-	+1
	Total			556	▲	30.5%
Civil	Warrant in Debt	WD	43	▼	-27.1%	-16
	Garnishment	GA	32	▼	-27.3%	-12
	Unlawful Detainer	UD	32	▲	+128.6%	+18
	Other	OT	31	▼	+10.7%	+3
	Preliminary Protective Order	PP	5	▼	-44.4%	-4
	Detinue	DT	4	▲	+100.0%	+2
	Protective Order	PO	4	▲	+33.3%	+1
	Bond Forfeiture	BF	3	▲	+200.0%	+2
	Motion for Judgment	MJ	2	▲	-	+2
	Admin License	AL	1	▼	-50.0%	-1
	Counter Claim	CC	1	▲	-	+1
	Impoundment	IM	1	▼	-50.0%	-1
	Restricted Operators License	RL	1	▲	-	+1
	Show Cause	SC	1	▼	-66.7%	-2
	Capias	CA	0	▼	-100.0%	-4
	Overweight	OC	0	▼	-100.0%	-1
	Tenants Assertion	TA	0	▼	-100.0%	-1
Total			161	▼	-6.9%	-12
Civil Commitments	Other	OT	1	▲	-	+1
	Mental Commitment	MC	0	▼	-100.0%	-3
	Total		1	▼	-66.7%	-2
GRAND TOTAL			990	▲	13.9%	+121

Filings by Major Case Category**

Category	Summary	Change	% Change	Absolute Change
Felony	34	▲	-50.0%	-34
Garnishment	32	▼	-27.3%	-12
General Civil	50	▲	-27.5%	-19
Infraction/Civil Violation	371	▼	+24.9%	+74
Involuntary Civil Commitments	1	▲	-	+1
Landlord /Tenant	32	▲	+113.3%	+17
Misdemeanor	344	▲	+26.0%	+71
Other	117	▲	+28.6%	+26
Protective Orders	9	▼	-25.0%	-3

* Compared to same time period as previous year



** Case Type Categories are defined in the 2017 Virginia Judicial Workload Assessment
 Source: SCV-SQL-Information

CPSS - GCMS CASELOAD STATISTICS OF THE GENERAL DISTRICT COURTS
January 2024 thru January 2024 Filings (Compared to January 2023 thru January 2023)

<i>GRAND TOTAL</i>	990	▲	13.9%	+121
---------------------------	------------	---	-------	------

* Compared to same time period as previous year

** Case Type Categories are defined in the 2017 Virginia Judicial Workload Assessment
Source: SCV-SQL-Information

2024 Overall GRAND TOTAL		Distribution of Caseload			Change*		Percentage (%) of Caseload		
10,285	+1,749	Criminal	1,877	18%	37.5% ▲	+512	Criminal	2023	2024
		Traffic	5,811	56%	19.8% ▲	+961	Traffic	16.0%	18.2%
		Civil	2,507	24%	13.2% ▲	+293	Civil	56.8%	56.5%
		Civil Commitments	90	1%	-15.9% ▼	-17	Civil Commitments	25.9%	24.4%
		GRAND TOTAL	10,285	100%	20.5% ▲	+1,749	GRAND TOTAL	100%	100%

Filings by Division & Code

Division	Case Type Description	Code	Summary	Change	% Change	Absolute Change
Criminal	Misdemeanor	M	940	▲	+27.9%	+205
	Felony	F	412	▲	+15.1%	+54
	Capias	CA	377	▲	+124.4%	+209
	Show Cause	SC	81	▲	+32.8%	+20
	Civil Violation	CV	67	▲	+55.8%	+24
	Total			1,877	▲	37.5%
Traffic	Infraction	I	4,777	▲	+22.4%	+875
	Misdemeanor	M	974	▲	+8.8%	+79
	Felony	F	26	▲	+136.4%	+15
	Capias	CA	19	▲	+90.0%	+9
	Civil Violation	CV	7	▲	+600.0%	+6
	Show Cause	SC	5	▼	-28.6%	-2
	Restricted Operators License	RL	3	▲	+200.0%	+2
	Other	O	0	▼	-100.0%	-23
	Total			5,811	▲	19.8%
Civil	Warrant in Debt	WD	1,032	▲	+7.6%	+73
	Garnishment	GA	579	▼	-11.1%	-72
	Unlawful Detainer	UD	525	▲	+139.7%	+306
	Admin License	AL	87	↔	-	-
	Other	OT	60	▲	+62.2%	+23
	Zoning Violation	ZO	52	▼	-34.2%	-27
	Preliminary Protective Order	PP	35	▲	+12.9%	+4
	Show Cause	SC	33	▼	-21.4%	-9
	Protective Order	PO	30	▲	+57.9%	+11
	Interrogatory	IN	28	▲	+7.7%	+2
	Abstract	AJ	19	▲	+35.7%	+5
	Impoundment	IM	11	↔	-	-
	Counter Claim	CC	4	↔	-	-
	Tenants Assertion	TA	4	▲	+100.0%	+2
	Overweight	OC	3	▼	-40.0%	-2
	Capias	CA	2	▼	-50.0%	-2
	Detinue	DT	1	▼	-94.1%	-16
	Motion for Judgment	MJ	1	▼	-83.3%	-5
	Motor Carrier	MC	1	▲	-	+1
	Third Party Claim	TH	0	▼	-100.0%	-1
Total			2,507	▲	13.2%	+293
Civil Commitments	Mental Commitment	MC	36	▼	-10.0%	-4
	Temporary Detention Order	TD	35	▼	-25.5%	-12
	Emergency Custody Order	EC	14	▼	-30.0%	-6
	Petition	PT	5	▲	-	+5
Total			90	▼	-15.9%	-17
GRAND TOTAL			10,285	▲	20.5%	+1,749

Filings by Major Case Category**

Category	Summary	Change	% Change	Absolute Change
Felony	438	▲	+18.7%	+69
Garnishment	607	▼	-10.3%	-70
General Civil	1,068	▲	+7.7%	+76

* Compared to same time period as previous year



** Case Type Categories are defined in the 2017 Virginia Judicial Workload Assessment
 Source: SCV-SQL-Information

CPSS - GCMS CASELOAD STATISTICS OF THE GENERAL DISTRICT COURTS
 January 2024 thru January 2024 Filings (Compared to January 2023 thru January 2023)

Infraction/Civil Violation	4,855	▲	+22.2%	+881
Involuntary Civil Commitments	5	▲	-	+5
Landlord /Tenant	529	▲	+139.4%	+308
Misdemeanor	1,969	▲	+15.1%	+259
Other	749	▲	+37.9%	+206
Protective Orders	65	▲	+30.0%	+15
GRAND TOTAL	10,285	▲	20.5%	+1,749

* Compared to same time period as previous year

** Case Type Categories are defined in the 2017 Virginia Judicial Workload Assessment
 Source: SCV-SQL-Information

2024 Overall GRAND TOTAL		Distribution of Caseload			Change*		Percentage (%) of Caseload		
1,218	+279	Criminal	138	11%	58.6% ▲	+51	Criminal	2023 9.3%	2024 11.3%
		Traffic	822	67%	31.7% ▲	+198	Traffic	66.5%	67.5%
		Civil	245	20%	9.9% ▲	+22	Civil	23.7%	20.1%
		Civil Commitments	13	1%	160.0% ▲	+8	Civil Commitments	0.5%	1.1%
		GRAND TOTAL	1,218	100%	29.7% ▲	+279	GRAND TOTAL	100%	100%

Filings by Division & Code



Division	Case Type Description	Code	Summary	Change	% Change	Absolute Change
Criminal	Misdemeanor	M	96	▲	+113.3%	+51
	Felony	F	29	▼	-12.1%	-4
	Capias	CA	6	▲	+20.0%	+1
	Show Cause	SC	4	▲	+100.0%	+2
	Civil Violation	CV	3	▲	+50.0%	+1
	Total			138	▲	58.6%
Traffic	Infraction	I	611	▲	+26.5%	+128
	Misdemeanor	M	206	▲	+54.9%	+73
	Felony	F	3	▲	+50.0%	+1
	Capias	CA	2	▼	-60.0%	-3
	Show Cause	SC	0	▼	-100.0%	-1
	Total			822	▲	31.7%
Civil	Warrant in Debt	WD	110	▲	+26.4%	+23
	Garnishment	GA	80	▲	+11.1%	+8
	Other	OT	12	▲	+20.0%	+2
	Unlawful Detainer	UD	12	▼	-42.9%	-9
	Detinue	DT	9	▼	-40.0%	-6
	Protective Order	PO	8	↔		-
	Preliminary Protective Order	PP	7	↔		-
	Admin License	AL	2	↔		-
	Overweight	OC	2	▲	-	+2
	Capias	CA	1	▲	-	+1
	Impoundment	IM	1	▲	-	+1
	Motion for Judgment	MJ	1	▲	-	+1
	Counter Claim	CC	0	▼	-100.0%	-1
	Total			245	▲	9.9%
Civil Commitments	Temporary Detention Order	TD	10	▲	+100.0%	+5
	Emergency Custody Order	EC	3	▲	-	+3
	Total			13	▲	160.0%
GRAND TOTAL			1,218	▲	29.7%	+279

Filings by Major Case Category**

Category	Summary	Change	% Change	Absolute Change	
Felony	32	▲	-8.6%	-3	
Garnishment	80	▲	+11.1%	+8	
General Civil	121	▲	+17.5%	+18	
Infraction/Civil Violation	616	▲	+27.0%	+131	
Landlord /Tenant	12	▼	-42.9%	-9	
Misdemeanor	302	▲	+69.7%	+124	
Other	40	▲	+33.3%	+10	
Protective Orders	15	↔		0	
GRAND TOTAL		1,218	▲	29.7%	+279

* Compared to same time period as previous year

** Case Type Categories are defined in the 2017 Virginia Judicial Workload Assessment
 Source: SCV-SQL-Information

2024 Overall GRAND TOTAL		Distribution of Caseload			Change*		Percentage (%) of Caseload		
2,365	+406	Criminal	64	3%	1.6% ▲	+1	Criminal	2023	2024
		Traffic	2,205	93%	19.4% ▲	+358	Traffic	3.2%	2.7%
		Civil	96	4%	104.3% ▲	+49	Civil	94.3%	93.2%
		Civil Commitments	0	0%	-100.0% ▼	-2	Civil Commitments	2.4%	4.1%
		GRAND TOTAL	2,365	100%	20.7% ▲	+406	GRAND TOTAL	0.1%	0.0%

Filings by Division & Code

Division	Case Type Description	Code	Summary	Change	% Change	Absolute Change
Criminal	Misdemeanor	M	35	▼	-18.6%	-8
	Felony	F	22	▲	+57.1%	+8
	Show Cause	SC	3	↔		-
	Capias	CA	2	↔		-
	Civil Violation	CV	2	▲	+100.0%	+1
	Total			64	▲	1.6%
Traffic	Infraction	I	1,851	▲	+20.9%	+320
	Misdemeanor	M	345	▲	+11.3%	+35
	Capias	CA	9	▲	+80.0%	+4
	Felony	F	0	▼	-100.0%	-1
	Total			2,205	▲	19.4%
Civil	Warrant in Debt	WD	65	▲	+364.3%	+51
	Garnishment	GA	14	▲	+27.3%	+3
	Unlawful Detainer	UD	7	▲	+16.7%	+1
	Other	OT	6	▲	+50.0%	+2
	Admin License	AL	3	▼	-25.0%	-1
	Preliminary Protective Order	PP	1	↔		-
	Abstract	AJ	0	▼	-100.0%	-5
	Impoundment	IM	0	▼	-100.0%	-1
	Protective Order	PO	0	▼	-100.0%	-1
	Total			96	▲	104.3%
Civil Commitments	Emergency Custody Order	EC	0	▼	-100.0%	-1
	Temporary Detention Order	TD	0	▼	-100.0%	-1
	Total			0	▼	-100.0%
GRAND TOTAL			2,365	▲	20.7%	+406

Filings by Major Case Category**

Category	Summary	Change	% Change	Absolute Change
Felony	22	▼	+46.7%	+7
Garnishment	14	▲	+27.3%	+3
General Civil	66	▲	+340.0%	+51
Infraction/Civil Violation	1,853	▲	+21.0%	+321
Landlord /Tenant	7	▲	+16.7%	+1
Misdemeanor	380	▼	+7.6%	+27
Other	22	▼	-12.0%	-3
Protective Orders	1	▼	-50.0%	-1
GRAND TOTAL	2,365	▲	20.7%	+406

* Compared to same time period as previous year

** Case Type Categories are defined in the 2017 Virginia Judicial Workload Assessment