



2024 Overall GRAND TOTAL		Distribution of Caseload			Change*		Percentage (%) of Caseload		
385,559	+39,071	Criminal	53,167	14%	11.3% ▲	+5,401	Criminal	2023	2024
		Traffic	219,505	57%	14.4% ▲	+27,696	Traffic	55.4%	56.9%
2024 		Civil	104,957	27%	5.7% ▲	+5,694	Civil	28.6%	27.2%
2023 		Civil Commitments	7,930	2%	3.7% ▲	+280	Civil Commitments	2.2%	2.1%
		GRAND TOTAL	385,559	100%	11.3% ▲	+39,071	GRAND TOTAL	100%	100%

Filings by Division & Code

Division	Case Type Description	Code	Summary	Change	% Change	Absolute Change
Criminal	Misdemeanor	M	30,494	▲	+12.9%	+3,477
	Felony	F	14,638	▲	+9.1%	+1,226
	Capias	CA	4,581	▲	+19.5%	+748
	Show Cause	SC	2,193	▼	-6.3%	-147
	Civil Violation	CV	1,213	▲	+9.0%	+100
	Motion	MO	32	▲	+3.2%	+1
	Restricted Operators License	RL	16	▼	-20.0%	-4
	Total			53,167	▲	11.3%
Traffic	Infraction	I	172,089	▲	+15.7%	+23,320
	Misdemeanor	M	42,186	▲	+10.8%	+4,100
	Capias	CA	1,691	▲	+9.0%	+140
	Show Cause	SC	1,173	▲	+1.5%	+17
	Civil Violation	CV	768	▲	+46.3%	+243
	Felony	F	729	▲	+17.6%	+109
	Other	O	686	▼	-23.4%	-210
	Restricted Operators License	RL	106	▼	-10.9%	-13
	Motion	MO	77	▼	-11.5%	-10
Total			219,505	▲	14.4%	+27,696
Civil	Warrant in Debt	WD	35,086	▲	+16.0%	+4,836
	Garnishment	GA	28,847	▼	-0.4%	-126
	Unlawful Detainer	UD	25,322	▲	+5.7%	+1,369
	Other	OT	3,050	▲	-0.6%	-17
	Admin License	AL	2,100	▲	+3.2%	+66
	Preliminary Protective Order	PP	1,949	▲	+6.0%	+111
	Protective Order	PO	1,424	▲	+9.7%	+126
	Detinue	DT	1,255	▼	-17.3%	-263
	Show Cause	SC	1,143	▼	-8.6%	-107
	Motion for Judgment	MJ	989	▲	+3.8%	+36
	Interrogatory	IN	915	▲	+6.0%	+52
	Abstract	AJ	777	▼	-28.7%	-313
	Impoundment	IM	684	▲	+12.1%	+74
	Bond Forfeiture	BF	665	▼	-0.4%	-3
	Zoning Violation	ZO	253	▼	-26.9%	-93
	Tenants Assertion	TA	140	▼	-15.2%	-25
	Counter Claim	CC	130	▲	+1.6%	+2
	Overweight	OC	99	▲	+6.5%	+6
	Capias	CA	45	▼	-36.6%	-26
	Petition-Restore Arms	PR	39	▼	-22.0%	-11
	Motor Carrier	MC	12	▼	-20.0%	-3
	Restricted Operators License	RL	8	↔	-	-
	Detinue Seizure	DZ	6	▲	-	+6
	Interrogatory-Not	IC	6	▼	-33.3%	-3
	Third Party Claim	TH	6	↔	-	-
	Cross Claim	CR	3	↔	-	-
	Distress Seizure	DS	1	↔	-	-
	Emergency Substantial Risk Order	SR	1	▲	-	+1
	Mechanic's Lien	ML	1	▼	-66.7%	-2
	Petition to Require Blood Test	BT	1	▲	-	+1
Total			104,957	▲	5.7%	+5,694
Civil Commitments	Mental Commitment	MC	3,499	▲	+7.2%	+234
	Temporary Detention Order	TD	2,512	▲	+1.5%	+38
	Emergency Custody Order	EC	1,075	▼	-12.5%	-153

* Compared to same time period as previous year

** Case Type Categories are defined in the 2017 Virginia Judicial Workload Assessment


			Summary	Change	% Change	Absolute Change
Civil Commitments	Other	OT	714	▲	+22.5%	+131
	Medical Emergency Temporary Detention Order	MT	71	▲	+29.1%	+16
	Petition	PT	59	▲	+55.3%	+21
	Medical Emergency Custody Order	ME	0	▼	-100.0%	-7
	Total		7,930	▲	3.7%	+280
GRAND TOTAL			385,559	▲	11.3%	+39,071

Filings by Major Case Category**

Category	Summary	Change	% Change	Absolute Change	
Felony	15,367	▲	+9.5%	+1,335	
Garnishment	29,762	▲	-0.2%	-74	
General Civil	37,950	▲	+14.2%	+4,709	
Infraction/Civil Violation	174,867	▲	+15.5%	+23,456	
Involuntary Civil Commitments	773	▲	+24.5%	+152	
Landlord /Tenant	25,462	▼	+5.6%	+1,344	
Misdemeanor	73,063	▼	+11.4%	+7,467	
New to Workload Study	1	▲	-	+1	
Other	24,941	▲	+1.8%	+444	
Protective Orders	3,373	▲	+7.6%	+237	
GRAND TOTAL		385,559	▲	11.3%	+39,071

* Compared to same time period as previous year

** Case Type Categories are defined in the 2017 Virginia Judicial Workload Assessment
 Source: SCV-SQL-Information

2024 Overall GRAND TOTAL		Distribution of Caseload			Change*		Percentage (%) of Caseload		
8,077	+1,002	Criminal	1,086	13%	5.8% ▲	+60	Criminal	2023	2024
		Traffic	2,852	35%	73.9% ▲	+1,212	Traffic	14.5%	13.4%
2024		Civil	3,996	49%	-5.5% ▼	-232	Civil	23.2%	35.3%
2023		Civil Commitments	143	2%	-21.0% ▼	-38	Civil Commitments	59.8%	49.5%
		GRAND TOTAL	8,077	100%	14.2% ▲	+1,002	GRAND TOTAL	2.6%	1.8%
							GRAND TOTAL	100%	100%

Filings by Division & Code

Division	Case Type Description	Code	Summary	Change	% Change	Absolute Change
Criminal	Misdemeanor	M	547	▲	+18.4%	+85
	Felony	F	404	▼	-11.6%	-53
	Capias	CA	109	▲	+51.4%	+37
	Show Cause	SC	18	▼	-33.3%	-9
	Civil Violation	CV	8	↔		-
	Total			1,086	▲	5.8%
Traffic	Infraction	I	1,547	▲	+84.2%	+707
	Misdemeanor	M	806	▲	+75.6%	+347
	Civil Violation	CV	307	▲	+33.5%	+77
	Capias	CA	105	▲	+128.3%	+59
	Other	O	42	▲	+320.0%	+32
	Felony	F	27	▼	-22.9%	-8
	Show Cause	SC	18	▼	-5.3%	-1
	Restricted Operators License	RL	0	▼	-100.0%	-1
Total			2,852	▲	73.9%	+1,212
Civil	Garnishment	GA	1,545	▼	-0.8%	-12
	Warrant in Debt	WD	1,119	▼	-9.4%	-116
	Unlawful Detainer	UD	798	▼	-6.4%	-55
	Zoning Violation	ZO	93	▼	-26.8%	-34
	Preliminary Protective Order	PP	77	▲	+57.1%	+28
	Other	OT	62	▼	-22.5%	-18
	Protective Order	PO	61	▲	+64.9%	+24
	Admin License	AL	54	▼	-14.3%	-9
	Show Cause	SC	53	▼	-7.0%	-4
	Detinue	DT	29	▲	+20.8%	+5
	Motion for Judgment	MJ	24	▼	-11.1%	-3
	Abstract	AJ	23	▲	+27.8%	+5
	Interrogatory	IN	15	▼	-50.0%	-15
	Bond Forfeiture	BF	14	▼	-58.8%	-20
	Impoundment	IM	13	▼	-13.3%	-2
	Overweight	OC	8	▼	-20.0%	-2
	Tenants Assertion	TA	4	▲	+100.0%	+2
	Counter Claim	CC	2	▼	-50.0%	-2
	Petition-Restore Arms	PR	1	▲	-	+1
	Third Party Claim	TH	1	▼	-50.0%	-1
Capias	CA	0	▼	-100.0%	-3	
Mechanic's Lien	ML	0	▼	-100.0%	-1	
Total			3,996	▼	-5.5%	-232
Civil Commitments	Temporary Detention Order	TD	52	▼	-10.3%	-6
	Emergency Custody Order	EC	50	▼	-23.1%	-15
	Mental Commitment	MC	39	▼	-29.1%	-16
	Medical Emergency Temporary Detention Order	MT	1	▲	-	+1
	Other	OT	1	▼	-50.0%	-1
	Medical Emergency Custody Order	ME	0	▼	-100.0%	-1
Total			143	▼	-21.0%	-38
GRAND TOTAL			8,077	▲	14.2%	+1,002

* Compared to same time period as previous year



** Case Type Categories are defined in the 2017 Virginia Judicial Workload Assessment

Filings by Major Case Category**

Category	Summary	Change	% Change	Absolute Change
Felony	431	▼	-12.4%	-61
Garnishment	1,560	▼	-1.7%	-27
General Civil	1,178	▲	-8.8%	-114
Infraction/Civil Violation	1,912	▲	+74.1%	+814
Involuntary Civil Commitments	1	▼	-50.0%	-1
Landlord /Tenant	802	▲	-6.2%	-53
Misdemeanor	1,446	▼	+37.8%	+397
Other	609	▲	-0.8%	-5
Protective Orders	138	▲	+60.5%	+52
GRAND TOTAL	8,077	▲	14.2%	+1,002

* Compared to same time period as previous year

** Case Type Categories are defined in the 2017 Virginia Judicial Workload Assessment
 Source: SCV-SQL-Information

2024 Overall GRAND TOTAL		Distribution of Caseload			Change*		Percentage (%) of Caseload		
21,121	+2,641	Criminal	2,389	11%	15.1% ▲	+314	Criminal	2023	2024
		Traffic	8,756	41%	27.6% ▲	+1,892	Traffic	11.2%	11.3%
2024 		Civil	9,676	46%	5.1% ▲	+467	Civil	37.1%	41.5%
2023 		Civil Commitments	300	1%	-9.6% ▼	-32	Civil Commitments	49.8%	45.8%
		GRAND TOTAL	21,121	100%	14.3% ▲	+2,641	GRAND TOTAL	100%	100%

Filings by Division & Code

Division	Case Type Description	Code	Summary	Change	% Change	Absolute Change
Criminal	Misdemeanor	M	1,401	▲	+11.4%	+143
	Felony	F	688	▲	+11.3%	+70
	Capias	CA	153	▲	+66.3%	+61
	Civil Violation	CV	119	▲	+112.5%	+63
	Show Cause	SC	28	▼	-45.1%	-23
	Total			2,389	▲	15.1%
Traffic	Infraction	I	6,226	▲	+34.0%	+1,581
	Misdemeanor	M	2,188	▲	+15.7%	+297
	Capias	CA	196	▲	+20.2%	+33
	Show Cause	SC	78	▲	+44.4%	+24
	Other	O	58	▼	-12.1%	-8
	Civil Violation	CV	8	▼	-81.8%	-36
	Restricted Operators License	RL	2	▲	+100.0%	+1
	Total			8,756	▲	27.6%
Civil	Garnishment	GA	3,680	▲	+15.0%	+481
	Warrant in Debt	WD	2,562	▲	+23.1%	+480
	Unlawful Detainer	UD	1,949	▼	-13.5%	-305
	Motion for Judgment	MJ	421	▼	-4.3%	-19
	Admin License	AL	217	▲	+20.6%	+37
	Show Cause	SC	149	▲	+36.7%	+40
	Other	OT	132	▲	-3.6%	-5
	Abstract	AJ	114	▼	-43.8%	-89
	Preliminary Protective Order	PP	102	▼	-11.3%	-13
	Protective Order	PO	91	▼	-5.2%	-5
	Detinue	DT	70	▼	-42.6%	-52
	Interrogatory	IN	68	▼	-17.1%	-14
	Bond Forfeiture	BF	67	▼	-23.0%	-20
	Impoundment	IM	15	▼	-74.1%	-43
	Overweight	OC	13	▲	+160.0%	+8
	Tenants Assertion	TA	11	▼	-26.7%	-4
	Counter Claim	CC	7	▼	-58.8%	-10
	Petition-Restore Arms	PR	3	▲	+50.0%	+1
	Third Party Claim	TH	2	▲	+100.0%	+1
	Capias	CA	1	▼	-80.0%	-4
	Cross Claim	CR	1	▲	-	+1
	Restricted Operators License	RL	1	▲	-	+1
Total			9,676	▲	5.1%	+467
Civil Commitments	Mental Commitment	MC	171	▼	-12.8%	-25
	Temporary Detention Order	TD	91	▼	-7.1%	-7
	Other	OT	27	▲	+22.7%	+5
	Emergency Custody Order	EC	10	▼	-37.5%	-6
	Medical Emergency Temporary Detention Order	MT	1	▲	-	+1
Total			300	▼	-9.6%	-32
GRAND TOTAL			21,121	▲	14.3%	+2,641

* Compared to same time period as previous year


** Case Type Categories are defined in the 2017 Virginia Judicial Workload Assessment

Filings by Major Case Category**

Category	Summary	Change	% Change	Absolute Change
Felony	688	▲	+11.3%	+70
Garnishment	3,748	▼	+14.2%	+467
General Civil	3,064	▲	+15.7%	+415
Infraction/Civil Violation	6,424	▲	+33.4%	+1,608
Involuntary Civil Commitments	27	▲	+22.7%	+5
Landlord /Tenant	1,960	▼	-13.6%	-309
Misdemeanor	3,592	▲	+14.0%	+442
Other	1,425	▲	-2.7%	-39
Protective Orders	193	▼	-8.5%	-18
GRAND TOTAL	21,121	▲	14.3%	+2,641

* Compared to same time period as previous year

** Case Type Categories are defined in the 2017 Virginia Judicial Workload Assessment
 Source: SCV-SQL-Information

2024 Overall GRAND TOTAL		Distribution of Caseload			Change*		Percentage (%) of Caseload		
5,186 +769 	Criminal	745	14%	7.0% ▲	+49	Criminal	2023: 15.8%	2024: 14.4%	
	Traffic	2,397	46%	43.1% ▲	+722	Traffic	37.9%	46.2%	
	Civil	1,958	38%	-0.1% ▼	-1	Civil	44.4%	37.8%	
	Civil Commitments	86	2%	-1.1% ▼	-1	Civil Commitments	2.0%	1.7%	
	GRAND TOTAL	5,186	100%	17.4% ▲	+769	GRAND TOTAL	100%	100%	

Filings by Division & Code

Division	Case Type Description	Code	Summary	Change	% Change	Absolute Change
Criminal	Misdemeanor	M	365	▼	-6.6%	-26
	Felony	F	290	▲	+26.1%	+60
	Capias	CA	62	▲	+21.6%	+11
	Show Cause	SC	20	▲	+122.2%	+11
	Civil Violation	CV	8	▼	-46.7%	-7
	Total			745	▲	7.0%
Traffic	Infraction	I	2,045	▲	+46.9%	+653
	Misdemeanor	M	274	▲	+28.6%	+61
	Capias	CA	45	▲	+73.1%	+19
	Show Cause	SC	31	▼	-26.2%	-11
	Civil Violation	CV	1	▲	-	+1
	Restricted Operators License	RL	1	▼	-50.0%	-1
	Total			2,397	▲	43.1%
Civil	Unlawful Detainer	UD	753	▼	-8.2%	-67
	Garnishment	GA	534	▲	+38.0%	+147
	Warrant in Debt	WD	396	▼	-7.3%	-31
	Other	OT	98	▼	-4.9%	-5
	Preliminary Protective Order	PP	61	▲	+8.9%	+5
	Protective Order	PO	40	▼	-18.4%	-9
	Show Cause	SC	15	▼	-46.4%	-13
	Motion for Judgment	MJ	14	▼	-66.7%	-28
	Admin License	AL	10	▲	+233.3%	+7
	Interrogatory	IN	10	▲	+11.1%	+1
	Abstract	AJ	8	▼	-55.6%	-10
	Detinue	DT	7	▲	+133.3%	+4
	Counter Claim	CC	6	▲	+100.0%	+3
	Capias	CA	2	▼	-50.0%	-2
	Tenants Assertion	TA	2	↔	-	-
	Bond Forfeiture	BF	1	▼	-66.7%	-2
	Petition-Restore Arms	PR	1	▼	-50.0%	-1
Total			1,958	▼	-0.1%	-1
Civil Commitments	Mental Commitment	MC	51	▲	+240.0%	+36
	Emergency Custody Order	EC	30	▼	-55.2%	-37
	Other	OT	5	↔	-	-
Total			86	▼	-1.1%	-1
GRAND TOTAL			5,186	▲	17.4%	+769

Filings by Major Case Category**

Category	Summary	Change	% Change	Absolute Change
Felony	290	▲	+26.1%	+60
Garnishment	544	▲	+37.4%	+148
General Civil	420	▲	-11.8%	-56
Infraction/Civil Violation	2,054	▲	+46.0%	+647
Involuntary Civil Commitments	5	↔	-	0
Landlord /Tenant	755	▼	-8.2%	-67
Misdemeanor	640	▼	+5.6%	+34
Other	377	▲	+1.9%	+7

* Compared to same time period as previous year

** Case Type Categories are defined in the 2017 Virginia Judicial Workload Assessment



Source: SCV-SQL-Information

CPSS - GCMS CASELOAD STATISTICS OF THE GENERAL DISTRICT COURTS
January 2024 thru February 2024 Filings (Compared to January 2023 thru February 2023)

Protective Orders	101	▼	-3.8%	-4
GRAND TOTAL	5,186	▲	17.4%	+769

* Compared to same time period as previous year

** Case Type Categories are defined in the 2017 Virginia Judicial Workload Assessment
Source: SCV-SQL-Information

2024 Overall GRAND TOTAL		Distribution of Caseload			Change*		Percentage (%) of Caseload		
15,444	+2,314	Criminal	1,596	10%	13.4% ▲	+188	Criminal	2023	2024
		Traffic	7,079	46%	68.3% ▲	+2,874	Traffic	10.7%	10.3%
		Civil	6,675	43%	-9.8% ▼	-722	Civil	32.0%	45.8%
		Civil Commitments	94	1%	-21.7% ▼	-26	Civil Commitments	56.3%	43.2%
		GRAND TOTAL	15,444	100%	17.6% ▲	+2,314	GRAND TOTAL	100%	100%

Filings by Division & Code

Division	Case Type Description	Code	Summary	Change	% Change	Absolute Change
Criminal	Misdemeanor	M	1,046	▲	+9.3%	+89
	Felony	F	430	▲	+31.1%	+102
	Capias	CA	53	▲	+71.0%	+22
	Show Cause	SC	49	▼	-32.9%	-24
	Civil Violation	CV	18	▼	-5.3%	-1
	Total			1,596	▲	13.4%
Traffic	Infraction	I	6,161	▲	+82.0%	+2,776
	Misdemeanor	M	824	▲	+26.0%	+170
	Felony	F	30	▲	+172.7%	+19
	Other	O	29	▼	-77.5%	-100
	Show Cause	SC	27	▲	+107.7%	+14
	Restricted Operators License	RL	8	▼	-20.0%	-2
	Capias	CA	0	▼	-100.0%	-3
	Total			7,079	▲	68.3%
Civil	Garnishment	GA	2,432	▼	-27.0%	-898
	Unlawful Detainer	UD	1,788	▼	-1.7%	-30
	Warrant in Debt	WD	1,489	▲	+11.8%	+157
	Other	OT	273	▲	+25.2%	+55
	Preliminary Protective Order	PP	160	▲	+18.5%	+25
	Protective Order	PO	128	▲	+18.5%	+20
	Abstract	AJ	98	▼	-16.2%	-19
	Show Cause	SC	77	▼	-37.9%	-47
	Motion for Judgment	MJ	52	▲	+79.3%	+23
	Detinue	DT	43	▲	+26.5%	+9
	Interrogatory	IN	43	▼	+53.6%	+15
	Bond Forfeiture	BF	40	▼	-35.5%	-22
	Admin License	AL	33	▼	-10.8%	-4
	Tenants Assertion	TA	9	▼	-50.0%	-9
	Counter Claim	CC	8	▲	+33.3%	+2
	Impoundment	IM	2	▲	-	+2
	Overweight	OC	0	▼	-100.0%	-1
	Total			6,675	▼	-9.8%
Civil Commitments	Mental Commitment	MC	38	▼	-34.5%	-20
	Emergency Custody Order	EC	23	▼	-20.7%	-6
	Other	OT	12	▼	-7.7%	-1
	Temporary Detention Order	TD	11	▲	+57.1%	+4
	Petition	PT	10	▼	-16.7%	-2
	Medical Emergency Temporary Detention Order	MT	0	▼	-100.0%	-1
Total			94	▼	-21.7%	-26
GRAND TOTAL			15,444	▲	17.6%	+2,314

Filings by Major Case Category**

Category	Summary	Change	% Change	Absolute Change
Felony	460	▲	+35.7%	+121
Garnishment	2,475	▼	-26.3%	-883
General Civil	1,636	▲	+16.9%	+236
Infraction/Civil Violation	6,208	▼	+75.7%	+2,674
Involuntary Civil Commitments	22	▼	-12.0%	-3

* Compared to same time period as previous year



** Case Type Categories are defined in the 2017 Virginia Judicial Workload Assessment

CPSS - GCMS CASELOAD STATISTICS OF THE GENERAL DISTRICT COURTS
 January 2024 thru February 2024 Filings (Compared to January 2023 thru February 2023)

Landlord /Tenant	1,797	▼	-2.1%	-39
Misdemeanor	1,878	▲	+15.9%	+257
Other	680	▲	-12.1%	-94
Protective Orders	288	▲	+18.5%	+45
GRAND TOTAL	15,444	▲	17.6%	+2,314

* Compared to same time period as previous year

** Case Type Categories are defined in the 2017 Virginia Judicial Workload Assessment
 Source: SCV-SQL-Information

2024 Overall GRAND TOTAL		Distribution of Caseload		Change*		Percentage (%) of Caseload			
715	+246	Criminal	158	22%	10.5% ▲	+15	Criminal	2023	2024
		Traffic	422	59%	133.1% ▲	+241	Traffic	30.5%	22.1%
		Civil	131	18%	-6.4% ▼	-9	Civil	38.6%	59.0%
		Civil Commitments	4	1%	-20.0% ▼	-1	Civil Commitments	29.9%	18.3%
		GRAND TOTAL	715	100%	52.5% ▲	+246	GRAND TOTAL	1.1%	0.6%
							GRAND TOTAL	100%	100%

Filings by Division & Code

Division	Case Type Description	Code	Summary	Change	% Change	Absolute Change
Criminal	Misdemeanor	M	95	▲	+17.3%	+14
	Capias	CA	29	▲	+20.8%	+5
	Felony	F	26	↔		-
	Show Cause	SC	7	▼	-30.0%	-3
	Civil Violation	CV	1	▼	-50.0%	-1
	Total			158	▲	10.5%
Traffic	Infraction	I	326	▲	+176.3%	+208
	Misdemeanor	M	94	▲	+49.2%	+31
	Capias	CA	1	▲	-	+1
	Civil Violation	CV	1	▲	-	+1
	Total			422	▲	133.1%
Civil	Garnishment	GA	48	▲	+17.1%	+7
	Warrant in Debt	WD	24	↔		-
	Unlawful Detainer	UD	14	▼	-63.2%	-24
	Other	OT	12	▲	+9.1%	+1
	Detinue	DT	11	▼	-26.7%	-4
	Motion for Judgment	MJ	6	▲	-	+6
	Admin License	AL	5	▲	+150.0%	+3
	Bond Forfeiture	BF	4	▲	+300.0%	+3
	Preliminary Protective Order	PP	3	▲	+200.0%	+2
	Abstract	AJ	2	▲	+100.0%	+1
	Protective Order	PO	1	▼	-66.7%	-2
	Show Cause	SC	1	▲	-	+1
	Interrogatory	IN	0	▼	-100.0%	-2
	Tenants Assertion	TA	0	▼	-100.0%	-1
Total			131	▼	-6.4%	-9
Civil Commitments	Emergency Custody Order	EC	2	↔		-
	Temporary Detention Order	TD	2	▲	+100.0%	+1
	Mental Commitment	MC	0	▼	-100.0%	-2
	Total			4	▼	-20.0%
GRAND TOTAL			715	▲	52.5%	+246



Filings by Major Case Category**

Category	Summary	Change	% Change	Absolute Change
Felony	26	↔		0
Garnishment	48	▼	+11.6%	+5
General Civil	41	▲	+5.1%	+2
Infraction/Civil Violation	328	▲	+173.3%	+208
Landlord /Tenant	14	▼	-64.1%	-25
Misdemeanor	189	▲	+31.3%	+45
Other	65	▲	+20.4%	+11
Protective Orders	4	▲		0
GRAND TOTAL	715	▲	52.5%	+246

* Compared to same time period as previous year

** Case Type Categories are defined in the 2017 Virginia Judicial Workload Assessment

Source: SCV-SQL-Information

2024 Overall GRAND TOTAL		Distribution of Caseload			Change*		Percentage (%) of Caseload		
1,569	-181	Criminal	192	12%	92.0% ▲	+92	Criminal	2023 5.7%	2024 12.2%
		Traffic	1,023	65%	-20.0% ▼	-255	Traffic	73.0%	65.2%
		Civil	346	22%	-5.5% ▼	-20	Civil	20.9%	22.1%
		Civil Commitments	8	1%	33.3% ▲	+2	Civil Commitments	0.3%	0.5%
		GRAND TOTAL	1,569	100%	-10.3% ▼	-181	GRAND TOTAL	100%	100%

Filings by Division & Code


Division	Case Type Description	Code	Summary	Change	% Change	Absolute Change
Criminal	Misdemeanor	M	108	▲	+125.0%	+60
	Felony	F	67	▲	+131.0%	+38
	Capias	CA	10	▲	+42.9%	+3
	Show Cause	SC	4	▼	-69.2%	-9
	Civil Violation	CV	3	↔		-
	Total		192	▲	92.0%	+92
Traffic	Infraction	I	718	▼	-28.3%	-284
	Misdemeanor	M	243	▲	+7.0%	+16
	Capias	CA	49	▲	+14.0%	+6
	Show Cause	SC	11	▲	+120.0%	+6
	Felony	F	2	▲	-	+2
	Civil Violation	CV	0	▼	-100.0%	-1
	Total		1,023	▼	-20.0%	-255
Civil	Warrant in Debt	WD	117	▲	+15.8%	+16
	Unlawful Detainer	UD	111	▼	-21.8%	-31
	Garnishment	GA	84	▼	-8.7%	-8
	Admin License	AL	9	▲	+28.6%	+2
	Other	OT	7	▲	+40.0%	+2
	Preliminary Protective Order	PP	4	▲	+300.0%	+3
	Show Cause	SC	4	▲	+300.0%	+3
	Abstract	AJ	3	▼	-40.0%	-2
	Detinue	DT	2	▲	+100.0%	+1
	Interrogatory	IN	2	↔		-
	Motion for Judgment	MJ	2	▲	+100.0%	+1
	Impoundment	IM	1	▼	-66.7%	-2
	Capias	CA	0	▼	-100.0%	-1
	Protective Order	PO	0	▼	-100.0%	-3
	Tenants Assertion	TA	0	▼	-100.0%	-1
	Total		346	▼	-5.5%	-20
Civil Commitments	Temporary Detention Order	TD	6	▲	+20.0%	+1
	Emergency Custody Order	EC	2	▲	+100.0%	+1
	Total		8	▲	33.3%	+2
	GRAND TOTAL		1,569	▼	-10.3%	-181

Filings by Major Case Category**

Category	Summary	Change	% Change	Absolute Change
Felony	69	▲	+137.9%	+40
Garnishment	86	▼	-8.5%	-8
General Civil	121	▲	+14.2%	+15
Infraction/Civil Violation	721	▼	-28.3%	-285
Landlord /Tenant	111	▼	-22.4%	-32
Misdemeanor	351	▲	+27.6%	+76
Other	106	▲	+14.0%	+13
Protective Orders	4	▲		0
	GRAND TOTAL	▼	-10.3%	-181

* Compared to same time period as previous year

** Case Type Categories are defined in the 2017 Virginia Judicial Workload Assessment
 Source: SCV-SQL-Information

2024 Overall GRAND TOTAL		Distribution of Caseload			Change*		Percentage (%) of Caseload			
1,832	-463	Criminal	93	5%	-11.4%	▼	-12	Criminal	2023: 4.6%	2024: 5.1%
		Traffic	1,595	87%	-21.0%	▼	-423	Traffic	87.9%	87.1%
		Civil	136	7%	-18.1%	▼	-30	Civil	7.2%	7.4%
		Civil Commitments	8	0%	33.3%	▲	+2	Civil Commitments	0.3%	0.4%
		GRAND TOTAL	1,832	100%	-20.2%	▼	-463	GRAND TOTAL	100%	100%

Filings by Division & Code



Division	Case Type Description	Code	Summary	Change	% Change	Absolute Change
Criminal	Misdemeanor	M	56	▼	-6.7%	-4
	Felony	F	27	▲	+28.6%	+6
	Civil Violation	CV	4	▲	+100.0%	+2
	Capias	CA	3	▼	-80.0%	-12
	Show Cause	SC	3	▼	-57.1%	-4
	Total			93	▼	-11.4%
Traffic	Infraction	I	1,340	▼	-22.0%	-378
	Misdemeanor	M	207	▼	-14.8%	-36
	Capias	CA	42	▼	-6.7%	-3
	Show Cause	SC	5	▼	-54.5%	-6
	Felony	F	1	▲	-	+1
	Civil Violation	CV	0	▼	-100.0%	-1
	Total			1,595	▼	-21.0%
Civil	Garnishment	GA	47	▲	+9.3%	+4
	Warrant in Debt	WD	45	▼	-19.6%	-11
	Unlawful Detainer	UD	25	▲	+4.2%	+1
	Other	OT	8	▼	-52.9%	-9
	Overweight	OC	2	▲	-	+2
	Preliminary Protective Order	PP	2	▼	-81.8%	-9
	Protective Order	PO	2	▼	-75.0%	-6
	Show Cause	SC	2	▲	-	+2
	Bond Forfeiture	BF	1	▼	-50.0%	-1
	Detinue	DT	1	▼	-50.0%	-1
	Interrogatory	IN	1	↔	-	-
	Admin License	AL	0	▼	-100.0%	-1
	Impoundment	IM	0	▼	-100.0%	-1
	Total			136	▼	-18.1%
Civil Commitments	Temporary Detention Order	TD	6	▲	+50.0%	+2
	Emergency Custody Order	EC	2	↔	-	-
	Total		8	▲	33.3%	+2
GRAND TOTAL			1,832	▼	-20.2%	-463

Filings by Major Case Category**

Category	Summary	Change	% Change	Absolute Change
Felony	28	▲	+33.3%	+7
Garnishment	48	▲	+9.1%	+4
General Civil	46	▼	-22.0%	-13
Infraction/Civil Violation	1,346	▲	-21.8%	-375
Landlord /Tenant	25	▲	+4.2%	+1
Misdemeanor	263	▼	-13.2%	-40
Other	72	▲	-30.8%	-32
Protective Orders	4	▼	-78.9%	-15
GRAND TOTAL	1,832	▼	-20.2%	-463

* Compared to same time period as previous year

** Case Type Categories are defined in the 2017 Virginia Judicial Workload Assessment

2024 Overall GRAND TOTAL		Distribution of Caseload			Change*		Percentage (%) of Caseload		
3,315	-77	Criminal	578	17%	-20.9% ▼	-153	Criminal	2023	2024
		Traffic	1,080	33%	-9.8% ▼	-118	Traffic	21.6%	17.4%
2024 		Civil	1,560	47%	14.4% ▲	+196	Civil	35.3%	32.6%
2023 		Civil Commitments	97	3%	-2.0% ▲	-2	Civil Commitments	40.2%	47.1%
		GRAND TOTAL	3,315	100%	-2.3% ▼	-77	GRAND TOTAL	2.9%	2.9%
							GRAND TOTAL	100%	100%

Filings by Division & Code

Division	Case Type Description	Code	Summary	Change	% Change	Absolute Change
Criminal	Misdemeanor	M	365	▼	-17.8%	-79
	Felony	F	161	▼	-22.2%	-46
	Capias	CA	30	▼	-37.5%	-18
	Show Cause	SC	16	▼	-27.3%	-6
	Civil Violation	CV	6	▼	-40.0%	-4
	Total			578	▼	-20.9%
Traffic	Infraction	I	586	▼	-32.1%	-277
	Misdemeanor	M	319	▲	+24.1%	+62
	Civil Violation	CV	133	▲	+6,550.0%	+131
	Capias	CA	32	▼	-41.8%	-23
	Show Cause	SC	7	▼	-66.7%	-14
	Felony	F	3	▲	-	+3
Total			1,080	▼	-9.8%	-118
Civil	Warrant in Debt	WD	553	▲	+31.7%	+133
	Garnishment	GA	496	▲	+9.7%	+44
	Unlawful Detainer	UD	299	▲	+23.6%	+57
	Abstract	AJ	30	▼	-16.7%	-6
	Protective Order	PO	27	▲	+440.0%	+22
	Other	OT	25	▼	-50.0%	-25
	Preliminary Protective Order	PP	25	▼	-16.7%	-5
	Show Cause	SC	21	▲	+75.0%	+9
	Detinue	DT	16	▼	-70.4%	-38
	Admin License	AL	15	▼	-21.1%	-4
	Motion for Judgment	MJ	15	▲	+1,400.0%	+14
	Zoning Violation	ZO	15	▼	-28.6%	-6
	Overweight	OC	8	▼	-20.0%	-2
	Interrogatory	IN	6	▼	-25.0%	-2
	Motor Carrier	MC	5	▲	+400.0%	+4
	Tenants Assertion	TA	4	▲	-	+4
	Capias	CA	0	▼	-100.0%	-1
Counter Claim	CC	0	▼	-100.0%	-2	
Total			1,560	▲	14.4%	+196
Civil Commitments	Emergency Custody Order	EC	37	▲	+27.6%	+8
	Temporary Detention Order	TD	35	▼	-22.2%	-10
	Mental Commitment	MC	22	▼	-12.0%	-3
	Medical Emergency Temporary Detention Order	MT	3	▲	-	+3
Total			97	▼	-2.0%	-2
GRAND TOTAL			3,315	▼	-2.3%	-77

Filings by Major Case Category**

Category	Summary	Change	% Change	Absolute Change
Felony	164	▲	-20.8%	-43
Garnishment	502	▼	+9.1%	+42
General Civil	585	▲	+22.4%	+107
Infraction/Civil Violation	738	▲	-16.7%	-148
Landlord /Tenant	303	▲	+25.2%	+61
Misdemeanor	699	▼	-3.2%	-23
Other	272	▲	-24.9%	-90

* Compared to same time period as previous year



** Case Type Categories are defined in the 2017 Virginia Judicial Workload Assessment

CPSS - GCMS CASELOAD STATISTICS OF THE GENERAL DISTRICT COURTS
January 2024 thru February 2024 Filings (Compared to January 2023 thru February 2023)

Protective Orders	52	▲	+48.6%	+17
GRAND TOTAL	3,315	▼	-2.3%	-77

* Compared to same time period as previous year

** Case Type Categories are defined in the 2017 Virginia Judicial Workload Assessment
Source: SCV-SQL-Information

2024 Overall GRAND TOTAL		Distribution of Caseload			Change*		Percentage (%) of Caseload		
4,622	+1,272	Criminal	91	2%	49.2% ▲	+30	Criminal	2023 1.8%	2024 2.0%
		Traffic	4,374	95%	37.3% ▲	+1,188	Traffic	95.1%	94.6%
		Civil	149	3%	52.0% ▲	+51	Civil	2.9%	3.2%
		Civil Commitments	8	0%	60.0% ▲	+3	Civil Commitments	0.1%	0.2%
		GRAND TOTAL	4,622	100%	38.0% ▲	+1,272	GRAND TOTAL	100%	100%

Filings by Division & Code

Division	Case Type Description	Code	Summary	Change	% Change	Absolute Change
Criminal	Misdemeanor	M	59	▲	+51.3%	+20
	Felony	F	25	▲	+66.7%	+10
	Show Cause	SC	3	↔	-	-
	Capias	CA	2	▲	-	+2
	Civil Violation	CV	2	▼	-50.0%	-2
	Total			91	▲	49.2%
Traffic	Infraction	I	3,493	▲	+42.5%	+1,042
	Misdemeanor	M	872	▲	+18.8%	+138
	Felony	F	6	▲	-	+6
	Restricted Operators License	RL	3	▲	-	+3
	Capias	CA	0	▼	-100.0%	-1
	Total			4,374	▲	37.3%
Civil	Garnishment	GA	52	▲	+108.0%	+27
	Warrant in Debt	WD	43	▼	-6.5%	-3
	Unlawful Detainer	UD	36	▲	+350.0%	+28
	Admin License	AL	5	▲	+400.0%	+4
	Other	OT	4	▲	-	-
	Preliminary Protective Order	PP	2	▼	-33.3%	-1
	Bond Forfeiture	BF	1	▼	-83.3%	-5
	Detinue	DT	1	▲	-	+1
	Impoundment	IM	1	▲	-	+1
	Interrogatory	IN	1	↔	-	-
	Overweight	OC	1	▼	-50.0%	-1
	Protective Order	PO	1	↔	-	-
	Tenants Assertion	TA	1	▲	-	+1
	Petition-Restore Arms	PR	0	▼	-100.0%	-1
	Total			149	▲	52.0%
Civil Commitments	Temporary Detention Order	TD	5	▲	+66.7%	+2
	Emergency Custody Order	EC	3	▲	+200.0%	+2
	Mental Commitment	MC	0	▼	-100.0%	-1
	Total			8	▲	60.0%
GRAND TOTAL			4,622	▲	38.0%	+1,272



Filings by Major Case Category**

Category	Summary	Change	% Change	Absolute Change
Felony	31	▲	+106.7%	+16
Garnishment	53	▲	+103.8%	+27
General Civil	46	▲	-4.2%	-2
Infraction/Civil Violation	3,496	▼	+42.3%	+1,039
Landlord /Tenant	37	▲	+362.5%	+29
Misdemeanor	934	▲	+20.8%	+161
Other	22	▲	+15.8%	+3
Protective Orders	3	▼	-25.0%	-1
GRAND TOTAL	4,622	▲	38.0%	+1,272

* Compared to same time period as previous year

** Case Type Categories are defined in the 2017 Virginia Judicial Workload Assessment

Source: SCV-SQL-Information

2024 Overall GRAND TOTAL		Distribution of Caseload			Change*		Percentage (%) of Caseload		
1,361	-57	Criminal	131	10%	59.8% ▲	+49	Criminal	2023	2024
		Traffic	1,004	74%	-12.4% ▼	-142	Traffic	5.8%	9.6%
		Civil	226	17%	20.9% ▲	+39	Civil	80.8%	73.8%
		Civil Commitments	0	0%	-100.0% ▼	-3	Civil Commitments	13.2%	16.6%
		GRAND TOTAL	1,361	100%	-4.0% ▼	-57	GRAND TOTAL	100%	100%

Filings by Division & Code



Division	Case Type Description	Code	Summary	Change	% Change	Absolute Change
Criminal	Misdemeanor	M	79	▲	+75.6%	+34
	Felony	F	22	▼	-12.0%	-3
	Capias	CA	14	▲	+133.3%	+8
	Show Cause	SC	12	▲	+200.0%	+8
	Civil Violation	CV	4	▲	+100.0%	+2
	Total			131	▲	59.8%
Traffic	Infraction	I	807	▼	-12.7%	-117
	Misdemeanor	M	190	▼	-12.8%	-28
	Capias	CA	5	▲	+150.0%	+3
	Show Cause	SC	2	↔		-
	Total			1,004	▼	-12.4%
Civil	Warrant in Debt	WD	82	▲	+121.6%	+45
	Garnishment	GA	51	▲	+104.0%	+26
	Detinue	DT	40	▲	+135.3%	+23
	Interrogatory	IN	31	▼	-63.5%	-54
	Unlawful Detainer	UD	13	▲	+8.3%	+1
	Other	OT	5	▲	+25.0%	+1
	Bond Forfeiture	BF	2	▲	+100.0%	+1
	Show Cause	SC	1	▼	-50.0%	-1
	Tenants Assertion	TA	1	▲	-	+1
	Admin License	AL	0	▼	-100.0%	-1
	Impoundment	IM	0	▼	-100.0%	-1
	Preliminary Protective Order	PP	0	▼	-100.0%	-2
	Total			226	▲	20.9%
Civil Commitments	Emergency Custody Order	EC	0	▼	-100.0%	-1
	Temporary Detention Order	TD	0	▼	-100.0%	-2
	Total			0	▼	-100.0%
GRAND TOTAL			1,361	▼	-4.0%	-57

Filings by Major Case Category**

Category	Summary	Change	% Change	Absolute Change	
Felony	22	▼	-12.0%	-3	
Garnishment	82	▲	-25.5%	-28	
General Civil	126	▲	+133.3%	+72	
Infraction/Civil Violation	811	▲	-12.4%	-115	
Landlord /Tenant	14	▲	+16.7%	+2	
Misdemeanor	269	▲	+2.3%	+6	
Other	37	▲	+42.3%	+11	
Protective Orders	0	▼	-100.0%	-2	
GRAND TOTAL		1,361	▼	-4.0%	-57

* Compared to same time period as previous year

** Case Type Categories are defined in the 2017 Virginia Judicial Workload Assessment
 Source: SCV-SQL-Information

2024 Overall GRAND TOTAL		Distribution of Caseload			Change*		Percentage (%) of Caseload		
3,095	+622	Criminal	46	1%	-22.0% ▼	-13	Criminal	2023	2024
		Traffic	2,780	90%	25.9% ▲	+572	Traffic	2.4%	1.5%
		Civil	254	8%	31.6% ▲	+61	Civil	89.3%	89.8%
		Civil Commitments	15	0%	15.4% ▲	+2	Civil Commitments	7.8%	8.2%
		GRAND TOTAL	3,095	100%	25.2% ▲	+622	GRAND TOTAL	0.5%	0.5%
							GRAND TOTAL	100%	100%

Filings by Division & Code

Division	Case Type Description	Code	Summary	Change	% Change	Absolute Change
Criminal	Misdemeanor	M	14	▼	-46.2%	-12
	Felony	F	13	▼	-31.6%	-6
	Show Cause	SC	12	▲	+100.0%	+6
	Capias	CA	6	▼	-14.3%	-1
	Restricted Operators License	RL	1	▲	-	+1
	Civil Violation	CV	0	▼	-100.0%	-1
	Total			46	▼	-22.0%
Traffic	Infraction	I	1,914	▲	+27.5%	+413
	Misdemeanor	M	846	▲	+20.9%	+146
	Capias	CA	15	▲	+200.0%	+10
	Felony	F	3	▲	+50.0%	+1
	Show Cause	SC	2	▲	-	+2
	Total			2,780	▲	25.9%
Civil	Interrogatory	IN	163	▲	+87.4%	+76
	Warrant in Debt	WD	30	▼	-14.3%	-5
	Garnishment	GA	28	▼	-24.3%	-9
	Unlawful Detainer	UD	19	▲	+26.7%	+4
	Other	OT	3	▲	-57.1%	-4
	Preliminary Protective Order	PP	3	▲	+50.0%	+1
	Show Cause	SC	3	▼	-40.0%	-2
	Protective Order	PO	2	▲	-	+2
	Admin License	AL	1	▼	-50.0%	-1
	Bond Forfeiture	BF	1	↔	-	-
	Detinue	DT	1	↔	-	-
	Overweight	OC	0	▼	-100.0%	-1
	Total			254	▲	31.6%
Civil Commitments	Mental Commitment	MC	7	▲	+133.3%	+4
	Emergency Custody Order	EC	5	↔	-	-
	Temporary Detention Order	TD	3	▼	-40.0%	-2
	Total			15	▲	15.4%
GRAND TOTAL			3,095	▲	25.2%	+622

Filings by Major Case Category**

Category	Summary	Change	% Change	Absolute Change	
Felony	16	▲	-23.8%	-5	
Garnishment	191	▲	+54.0%	+67	
General Civil	32	▲	-11.1%	-4	
Infraction/Civil Violation	1,914	▼	+27.3%	+411	
Landlord /Tenant	19	▲	+26.7%	+4	
Misdemeanor	861	▲	+18.6%	+135	
Other	57	▲	+23.9%	+11	
Protective Orders	5	▲	+150.0%	+3	
GRAND TOTAL		3,095	▲	25.2%	+622

* Compared to same time period as previous year

** Case Type Categories are defined in the 2017 Virginia Judicial Workload Assessment
 Source: SCV-SQL-Information

CPSS - GCMS CASELOAD STATISTICS OF THE GENERAL DISTRICT COURTS
 January 2024 thru February 2024 Filings (Compared to January 2023 thru February 2023)

2024 Overall GRAND TOTAL		Distribution of Caseload			Change*		Percentage (%) of Caseload			
2024	2,780	+485	Criminal	253	9%	-1.9% ▼	-5	Criminal	2023	2024
			Traffic	1,869	67%	28.9% ▲	+419	Traffic	11.2%	9.1%
2023			Civil	575	21%	12.5% ▲	+64	Civil	63.2%	67.2%
			Civil Commitments	83	3%	9.2% ▲	+7	Civil Commitments	22.3%	20.7%
			GRAND TOTAL	2,780	100%	21.1% ▲	+485	GRAND TOTAL	100%	100%

Filings by Division & Code

Division	Case Type Description	Code	Summary	Change	% Change	Absolute Change
Criminal	Misdemeanor	M	135	▲	+6.3%	+8
	Felony	F	81	▼	-12.9%	-12
	Capias	CA	24	▲	+9.1%	+2
	Show Cause	SC	11	▲	+10.0%	+1
	Civil Violation	CV	2	▼	-66.7%	-4
	Total			253	▼	-1.9%
Traffic	Infraction	I	1,516	▲	+46.5%	+481
	Misdemeanor	M	329	▼	-14.8%	-57
	Capias	CA	20	▲	+33.3%	+5
	Felony	F	2	↔		-
	Show Cause	SC	2	▼	-81.8%	-9
	Civil Violation	CV	0	▼	-100.0%	-1
	Total			1,869	▲	28.9%
Civil	Unlawful Detainer	UD	174	▲	+6.7%	+11
	Warrant in Debt	WD	174	▲	+21.7%	+31
	Garnishment	GA	157	▼	-2.5%	-4
	Other	OT	15	▲	+275.0%	+11
	Preliminary Protective Order	PP	14	↔		-
	Detinue	DT	11	▲	-	+11
	Show Cause	SC	9	↔		-
	Abstract	AJ	6	▲	+200.0%	+4
	Protective Order	PO	6	▼	-14.3%	-1
	Admin License	AL	3	▼	-25.0%	-1
	Impoundment	IM	3	▲	-	+3
	Motion for Judgment	MJ	2	▲	-	+2
	Counter Claim	CC	1	▲	-	+1
	Bond Forfeiture	BF	0	▼	-100.0%	-1
	Petition-Restore Arms	PR	0	▼	-100.0%	-1
	Restricted Operators License	RL	0	▼	-100.0%	-1
	Tenants Assertion	TA	0	▼	-100.0%	-1
Total			575	▲	12.5%	+64
Civil Commitments	Mental Commitment	MC	42	▼	-6.7%	-3
	Emergency Custody Order	EC	24	▲	+71.4%	+10
	Temporary Detention Order	TD	10	▲	+42.9%	+3
	Other	OT	7	▼	-22.2%	-2
	Medical Emergency Custody Order	ME	0	▼	-100.0%	-1
Total			83	▲	9.2%	+7
GRAND TOTAL			2,780	▲	21.1%	+485

Filings by Major Case Category**

Category	Summary	Change	% Change	Absolute Change
Felony	83	▼	-12.6%	-12
Garnishment	157	▼	-2.5%	-4
General Civil	187	▲	+29.0%	+42
Infraction/Civil Violation	1,518	▼	+45.7%	+476
Involuntary Civil Commitments	7	▼	-22.2%	-2
Landlord /Tenant	174	▼	+6.1%	+10
Misdemeanor	464	▼	-9.7%	-50

* Compared to same time period as previous year


** Case Type Categories are defined in the 2017 Virginia Judicial Workload Assessment

CPSS - GCMS CASELOAD STATISTICS OF THE GENERAL DISTRICT COURTS
 January 2024 thru February 2024 Filings (Compared to January 2023 thru February 2023)

Other	170	▲	+18.1%	+26
Protective Orders	20	▼	-4.8%	-1
GRAND TOTAL	2,780	▲	21.1%	+485

* Compared to same time period as previous year

** Case Type Categories are defined in the 2017 Virginia Judicial Workload Assessment
 Source: SCV-SQL-Information

2024 Overall GRAND TOTAL		Distribution of Caseload			Change*		Percentage (%) of Caseload		
2,771 +1,169		Criminal	266	10%	52.0% ▲	+91	Criminal	2023	2024
		Traffic	2,079	75%	122.4% ▲	+1,144	Traffic	58.4%	75.0%
2024		Civil	406	15%	-17.5% ▼	-86	Civil	30.7%	14.7%
2023		Civil Commitments	20	1%	- ▲	+20	Civil Commitments	0.0%	0.7%
		GRAND TOTAL	2,771	100%	73.0% ▲	+1,169	GRAND TOTAL	100%	100%

Filings by Division & Code

Division	Case Type Description	Code	Summary	Change	% Change	Absolute Change
Criminal	Misdemeanor	M	139	▲	+82.9%	+63
	Felony	F	80	▲	+15.9%	+11
	Capias	CA	23	▲	+4.5%	+1
	Civil Violation	CV	11	▲	+450.0%	+9
	Show Cause	SC	11	▲	+83.3%	+5
	Restricted Operators License	RL	2	▲	-	+2
	Total			266	▲	52.0%
Traffic	Infraction	I	1,694	▲	+133.3%	+968
	Misdemeanor	M	365	▲	+89.1%	+172
	Capias	CA	11	▲	+22.2%	+2
	Felony	F	4	▲	+300.0%	+3
	Restricted Operators License	RL	2	▲	-	+2
	Show Cause	SC	2	▼	-60.0%	-3
	Civil Violation	CV	1	↔	-	-
Total			2,079	▲	122.4%	+1,144
Civil	Warrant in Debt	WD	144	▼	-26.2%	-51
	Garnishment	GA	139	▲	+14.9%	+18
	Unlawful Detainer	UD	78	▼	-41.4%	-55
	Other	OT	14	▲	+180.0%	+9
	Protective Order	PO	10	▲	+100.0%	+5
	Preliminary Protective Order	PP	6	▼	-45.5%	-5
	Admin License	AL	4	▲	+100.0%	+2
	Impoundment	IM	3	▲	+50.0%	+1
	Interrogatory	IN	2	▼	-50.0%	-2
	Show Cause	SC	2	▼	-77.8%	-7
	Motion for Judgment	MJ	1	↔	-	-
	Overweight	OC	1	↔	-	-
	Petition-Restore Arms	PR	1	▲	-	+1
	Tenants Assertion	TA	1	▲	-	+1
Restricted Operators License	RL	0	▼	-100.0%	-3	
Total			406	▼	-17.5%	-86
Civil Commitments	Emergency Custody Order	EC	10	▲	-	+10
	Temporary Detention Order	TD	10	▲	-	+10
Total			20	▲	-	+20
GRAND TOTAL			2,771	▲	73.0%	+1,169

Filings by Major Case Category**

Category	Summary	Change	% Change	Absolute Change
Felony	84	▲	+20.0%	+14
Garnishment	141	▼	+12.8%	+16
General Civil	151	▲	-24.1%	-48
Infraction/Civil Violation	1,707	▲	+133.8%	+977
Landlord /Tenant	79	▲	-40.6%	-54
Misdemeanor	508	▲	+86.8%	+236
Other	85	▲	+49.1%	+28
Protective Orders	16	▲	-	0
GRAND TOTAL	2,771	▲	73.0%	+1,169



* Compared to same time period as previous year

** Case Type Categories are defined in the 2017 Virginia Judicial Workload Assessment

* Compared to same time period as previous year

** Case Type Categories are defined in the 2017 Virginia Judicial Workload Assessment
Source: SCV-SQL-Information

CPSS - GCMS CASELOAD STATISTICS OF THE GENERAL DISTRICT COURTS
 January 2024 thru February 2024 Filings (Compared to January 2023 thru February 2023)

2024 Overall GRAND TOTAL		Distribution of Caseload		Change*		Percentage (%) of Caseload				
2024 	225	+4	Criminal	23	10%	-41.0% ▼	-16	Criminal	2023	2024
			Traffic	164	73%	14.7% ▲	+21	Traffic	17.6%	10.2%
2023 			Civil	37	16%	-5.1% ▼	-2	Civil	64.7%	72.9%
			Civil Commitments	1	0%	- ▲	+1	Civil Commitments	17.6%	16.4%
			GRAND TOTAL	225	100%	1.8% ▲	+4	GRAND TOTAL	0.0%	0.4%
								GRAND TOTAL	100%	100%

Filings by Division & Code


Division	Case Type Description	Code	Summary	Change	% Change	Absolute Change
Criminal	Misdemeanor	M	14	▼	-39.1%	-9
	Show Cause	SC	3	▲	+200.0%	+2
	Capias	CA	2	▲	+100.0%	+1
	Civil Violation	CV	2	↔		-
	Felony	F	2	▼	-83.3%	-10
	Total			23	▼	-41.0%
Traffic	Infraction	I	139	▲	+32.4%	+34
	Misdemeanor	M	23	▼	-25.8%	-8
	Capias	CA	1	▲	-	+1
	Show Cause	SC	1	▲	-	+1
	Restricted Operators License	RL	0	▼	-100.0%	-7
	Total			164	▲	14.7%
Civil	Warrant in Debt	WD	16	▼	-15.8%	-3
	Garnishment	GA	14	▲	+55.6%	+5
	Unlawful Detainer	UD	3	▲	+50.0%	+1
	Motion for Judgment	MJ	2	▲	-	+2
	Admin License	AL	1	▲	-	+1
	Detinue	DT	1	▲	-	+1
	Other	OT	0	▼	-100.0%	-4
	Overweight	OC	0	▼	-100.0%	-1
	Preliminary Protective Order	PP	0	▼	-100.0%	-2
	Protective Order	PO	0	▼	-100.0%	-2
Total			37	▼	-5.1%	-2
Civil Commitments	Emergency Custody Order	EC	1	▲	-	+1
Total			1	▲	-	+1
GRAND TOTAL			225	▲	1.8%	+4

Filings by Major Case Category**

Category	Summary	Change	% Change	Absolute Change
Felony	2	▼	-83.3%	-10
Garnishment	14	▲	+55.6%	+5
General Civil	19	▲		0
Infraction/Civil Violation	141	▼	+30.6%	+33
Landlord /Tenant	3	▲	+50.0%	+1
Misdemeanor	37	▼	-39.3%	-24
Other	9	▲	+50.0%	+3
Protective Orders	0	▼	-100.0%	-4
GRAND TOTAL	225	▲	1.8%	+4

* Compared to same time period as previous year

** Case Type Categories are defined in the 2017 Virginia Judicial Workload Assessment

2024 Overall GRAND TOTAL		Distribution of Caseload			Change*		Percentage (%) of Caseload		
2,207	-471	Criminal	56	3%	-21.1% ▼	-15	Criminal	2023	2024
		Traffic	2,023	92%	-19.2% ▼	-482	Traffic	93.5%	91.7%
2024		Civil	126	6%	26.0% ▲	+26	Civil	3.7%	5.7%
2023		Civil Commitments	2	0%	0.0%	0	Civil Commitments	0.1%	0.1%
		GRAND TOTAL	2,207	100%	-17.6% ▼	-471	GRAND TOTAL	100%	100%

Filings by Division & Code

Division	Case Type Description	Code	Summary	Change	% Change	Absolute Change
Criminal	Misdemeanor	M	38	▼	-22.4%	-11
	Civil Violation	CV	6	▲	+500.0%	+5
	Capias	CA	5	▲	+66.7%	+2
	Felony	F	5	▼	-70.6%	-12
	Show Cause	SC	2	▲	+100.0%	+1
	Total			56	▼	-21.1%
Traffic	Infraction	I	1,594	▼	-11.9%	-216
	Misdemeanor	M	404	▼	-39.7%	-266
	Capias	CA	18	▲	+38.5%	+5
	Show Cause	SC	4	▼	-63.6%	-7
	Felony	F	3	▲	+200.0%	+2
	Total			2,023	▼	-19.2%
Civil	Warrant in Debt	WD	82	▲	+382.4%	+65
	Garnishment	GA	31	▼	-47.5%	-28
	Unlawful Detainer	UD	6	▼	-50.0%	-6
	Admin License	AL	2	▲	+100.0%	+1
	Other	OT	2	▲		-
	Detinue	DT	1	↔		-
	Impoundment	IM	1	↔		-
	Protective Order	PO	1	▼	-66.7%	-2
	Bond Forfeiture	BF	0	▼	-100.0%	-2
	Preliminary Protective Order	PP	0	▼	-100.0%	-1
	Show Cause	SC	0	▼	-100.0%	-1
	Total			126	▲	26.0%
Civil Commitments	Temporary Detention Order	TD	2	↔		-
Total			2		0.0%	0
GRAND TOTAL			2,207	▼	-17.6%	-471

Filings by Major Case Category**

Category	Summary	Change	% Change	Absolute Change	
Felony	8	▲	-55.6%	-10	
Garnishment	31	▼	-47.5%	-28	
General Civil	83	▲	+315.0%	+63	
Infraction/Civil Violation	1,600	▲	-11.7%	-211	
Landlord /Tenant	6	▼	-50.0%	-6	
Misdemeanor	442	▼	-38.5%	-277	
Other	36	▲	+2.9%	+1	
Protective Orders	1	▼	-75.0%	-3	
GRAND TOTAL		2,207	▼	-17.6%	-471

* Compared to same time period as previous year

** Case Type Categories are defined in the 2017 Virginia Judicial Workload Assessment
 Source: SCV-SQL-Information

2024 Overall GRAND TOTAL		Distribution of Caseload			Change*		Percentage (%) of Caseload			
4,815	-1,075	Civil	4,815	100%	-15.3%	▼	-873	Civil	96.6%	100.0%
		Civil Commitments	0	0%	-100.0%	▼	-202	Civil Commitments	3.4%	0.0%
		GRAND TOTAL	4,815	100%	-18.3%	▼	-1,075	GRAND TOTAL	100%	100%

Filings by Division & Code

Division	Case Type Description	Code	Summary	Change	% Change	Absolute Change
Civil	Unlawful Detainer	UD	2,056	▲	+7.6%	+145
	Garnishment	GA	1,345	▼	-42.8%	-1,006
	Warrant in Debt	WD	1,109	▲	+42.2%	+329
	Motion for Judgment	MJ	94	▼	-35.2%	-51
	Preliminary Protective Order	PP	67	▲	+13.6%	+8
	Show Cause	SC	43	▼	-66.1%	-84
	Protective Order	PO	38	▼	-5.0%	-2
	Interrogatory	IN	31	▼	-39.2%	-20
	Abstract	AJ	17	▼	-79.5%	-66
	Tenants Assertion	TA	6	▲	+100.0%	+3
	Other	OT	5	▼	-95.9%	-118
	Detinue	DT	4	▼	-71.4%	-10
	Counter Claim	CC	0	▼	-100.0%	-1
	Total		4,815	▼	-15.3%	-873
Civil Commitments	Emergency Custody Order	EC	0	▼	-100.0%	-62
	Temporary Detention Order	TD	0	▼	-100.0%	-140
	Total		0	▼	-100.0%	-202
	GRAND TOTAL		4,815	▼	-18.3%	-1,075

Filings by Major Case Category**

Category	Summary	Change	% Change	Absolute Change
Garnishment	1,376	▼	-42.7%	-1,026
General Civil	1,209	▼	+28.2%	+266
Landlord /Tenant	2,062	▲	+7.7%	+148
Other	63	▼	-88.2%	-469
Protective Orders	105	▲	+6.1%	+6
	GRAND TOTAL	▼	-18.3%	-1,075

* Compared to same time period as previous year

** Case Type Categories are defined in the 2017 Virginia Judicial Workload Assessment
 Source: SCV-SQL-Information

2024 Overall GRAND TOTAL		Distribution of Caseload			Change*		Percentage (%) of Caseload		
1,576	+75	Criminal	1,508	96%	5.2% ▲	+75	Criminal	2023 95.5%	2024 95.7%
2024		Traffic	64	4%	0.0%	0	Traffic	4.3%	4.1%
2023		Civil	4	0%	0.0% ↔	0	Civil	0.3%	0.3%
		GRAND TOTAL	1,576	100%	5.0% ▲	+75	GRAND TOTAL	100%	100%

Filings by Division & Code

Division	Case Type Description	Code	Summary	Change	% Change	Absolute Change
Criminal	Misdemeanor	M	1,049	▲	+6.7%	+66
	Felony	F	402	▲	+2.3%	+9
	Civil Violation	CV	26	▲	+116.7%	+14
	Show Cause	SC	20	▼	-28.6%	-8
	Capias	CA	11	▼	-35.3%	-6
	Total			1,508	▲	5.2%
Traffic	Infraction	I	43	▲	+7.5%	+3
	Misdemeanor	M	20	▼	-16.7%	-4
	Felony	F	1	▲	-	+1
	Total		64		0.0%	0
Civil	Bond Forfeiture	BF	4	↔	-	-
	Total		4		0.0%	0
GRAND TOTAL			1,576	▲	5.0%	+75

Filings by Major Case Category**

Category	Summary	Change	% Change	Absolute Change
Felony	403	▲	+2.5%	+10
Infraction/Civil Violation	69	▲	+32.7%	+17
Misdemeanor	1,069	▼	+6.2%	+62
Other	35	▼	-28.6%	-14
GRAND TOTAL	1,576	▲	5.0%	+75

* Compared to same time period as previous year

** Case Type Categories are defined in the 2017 Virginia Judicial Workload Assessment
 Source: SCV-SQL-Information

2024 Overall GRAND TOTAL		Distribution of Caseload			Change*		Percentage (%) of Caseload		
3,616	+689	Criminal	318	9%	4.3% ▲	+13	Criminal	2023 10.4%	2024 8.8%
2024		Traffic	3,212	89%	27.7% ▲	+696	Traffic	86.0%	88.8%
2023		Civil	86	2%	-18.9% ▼	-20	Civil	3.6%	2.4%
		GRAND TOTAL	3,616	100%	23.5% ▲	+689	GRAND TOTAL	100%	100%

Filings by Division & Code

Division	Case Type Description	Code	Summary	Change	% Change	Absolute Change
Criminal	Misdemeanor	M	218	▼	-4.4%	-10
	Civil Violation	CV	40	▲	+25.0%	+8
	Felony	F	34	▲	+61.9%	+13
	Show Cause	SC	22	▲	+100.0%	+11
	Capias	CA	2	▼	-75.0%	-6
	Restricted Operators License	RL	2	▼	-60.0%	-3
	Total			318	▲	4.3%
Traffic	Infraction	I	2,324	▲	+39.0%	+652
	Misdemeanor	M	784	▲	+7.3%	+53
	Other	O	65	▼	-32.3%	-31
	Civil Violation	CV	25	▲	-	+25
	Felony	F	13	▼	-7.1%	-1
	Restricted Operators License	RL	1	▲	-	+1
	Capias	CA	0	▼	-100.0%	-2
	Show Cause	SC	0	▼	-100.0%	-1
Total			3,212	▲	27.7%	+696
Civil	Admin License	AL	61	▼	-33.7%	-31
	Impoundment	IM	13	▲	+30.0%	+3
	Bond Forfeiture	BF	8	▲	+300.0%	+6
	Other	OT	4	▲	+100.0%	+2
Total			86	▼	-18.9%	-20
GRAND TOTAL			3,616	▲	23.5%	+689

Filings by Major Case Category**

Category	Summary	Change	% Change	Absolute Change
Felony	47	▲	+34.3%	+12
General Civil	4	▲	+100.0%	+2
Infraction/Civil Violation	2,454	▲	+36.3%	+654
Misdemeanor	1,005	▲	+4.3%	+41
Other	106	▲	-15.9%	-20
GRAND TOTAL	3,616	▲	23.5%	+689

* Compared to same time period as previous year

** Case Type Categories are defined in the 2017 Virginia Judicial Workload Assessment

Source: SCV-SQL-Information

2024 Overall GRAND TOTAL		Distribution of Caseload			Change*		Percentage (%) of Caseload		
8,432	+1,686	Criminal	1,114	13%	31.5% ▲	+267	Criminal	2023	2024
		Traffic	2,629	31%	40.7% ▲	+761	Traffic	12.6%	13.2%
2024		Civil	4,235	50%	16.7% ▲	+607	Civil	27.7%	31.2%
2023		Civil Commitments	454	5%	12.7% ▲	+51	Civil Commitments	53.8%	50.2%
		GRAND TOTAL	8,432	100%	25.0% ▲	+1,686	GRAND TOTAL	6.0%	5.4%
							GRAND TOTAL	100%	100%

Filings by Division & Code

Division	Case Type Description	Code	Summary	Change	% Change	Absolute Change
Criminal	Misdemeanor	M	684	▲	+24.8%	+136
	Felony	F	309	▲	+72.6%	+130
	Show Cause	SC	52	▼	-13.3%	-8
	Capias	CA	43	▲	+30.3%	+10
	Civil Violation	CV	26	▼	-3.7%	-1
	Total			1,114	▲	31.5%
Traffic	Infraction	I	1,864	▲	+42.9%	+560
	Misdemeanor	M	716	▲	+30.7%	+168
	Felony	F	25	▲	+316.7%	+19
	Show Cause	SC	11	▲	+266.7%	+8
	Capias	CA	10	▲	-	+10
	Restricted Operators License	RL	3	▼	-57.1%	-4
	Total			2,629	▲	40.7%
Civil	Warrant in Debt	WD	1,323	▲	+19.1%	+212
	Unlawful Detainer	UD	1,286	▼	-0.2%	-2
	Garnishment	GA	1,094	▲	+47.6%	+353
	Other	OT	83	▼	-18.6%	-19
	Preliminary Protective Order	PP	76	▼	-18.3%	-17
	Bond Forfeiture	BF	67	▲	+294.1%	+50
	Protective Order	PO	60	▲	+15.4%	+8
	Show Cause	SC	57	▲	+72.7%	+24
	Admin License	AL	42	▼	-8.7%	-4
	Motion for Judgment	MJ	42	▲	+44.8%	+13
	Abstract	AJ	39	▲	+11.4%	+4
	Detinue	DT	33	▼	-10.8%	-4
	Interrogatory	IN	15	▼	-50.0%	-15
	Tenants Assertion	TA	8	▼	-11.1%	-1
	Counter Claim	CC	6	▲	+500.0%	+5
	Capias	CA	2	▼	-33.3%	-1
	Impoundment	IM	1	↔	-	-
	Petition-Restore Arms	PR	1	▲	-	+1
Total			4,235	▲	16.7%	+607
Civil Commitments	Mental Commitment	MC	199	▼	-16.4%	-39
	Temporary Detention Order	TD	146	▲	+28.1%	+32
	Emergency Custody Order	EC	75	▲	+212.5%	+51
	Other	OT	23	▲	+43.8%	+7
	Medical Emergency Temporary Detention Order	MT	11	▲	+10.0%	+1
	Medical Emergency Custody Order	ME	0	▼	-100.0%	-1
Total			454	▲	12.7%	+51
GRAND TOTAL			8,432	▲	25.0%	+1,686

Filings by Major Case Category**

Category	Summary	Change	% Change	Absolute Change
Felony	334	▲	+80.5%	+149
Garnishment	1,109	▼	+43.8%	+338
General Civil	1,426	▲	+18.8%	+226
Infraction/Civil Violation	1,890	▲	+42.0%	+559
Involuntary Civil Commitments	23	▲	+43.8%	+7

* Compared to same time period as previous year

** Case Type Categories are defined in the 2017 Virginia Judicial Workload Assessment

CPSS - GCMS CASELOAD STATISTICS OF THE GENERAL DISTRICT COURTS
 January 2024 thru February 2024 Filings (Compared to January 2023 thru February 2023)

Landlord /Tenant	1,294	▼	-0.2%	-3
Misdemeanor	1,403	▼	+27.2%	+300
Other	817	▲	+17.0%	+119
Protective Orders	136	▼	-6.2%	-9
GRAND TOTAL	8,432	▲	25.0%	+1,686

* Compared to same time period as previous year

** Case Type Categories are defined in the 2017 Virginia Judicial Workload Assessment
 Source: SCV-SQL-Information

2024 Overall GRAND TOTAL		Distribution of Caseload		Change*		Percentage (%) of Caseload			
187	+84	Criminal	31	17%	-13.9% ▼	-5	Criminal	2023	2024
2024		Traffic	108	58%	350.0% ▲	+84	Traffic	35.0%	16.6%
2023		Civil	48	26%	11.6% ▲	+5	Civil	23.3%	57.8%
		GRAND TOTAL	187	100%	81.6% ▲	+84	GRAND TOTAL	100%	100%

Filings by Division & Code



Division	Case Type Description	Code	Summary	Change	% Change	Absolute Change
Criminal	Misdemeanor	M	22	▼	-29.0%	-9
	Capias	CA	4	▲	+33.3%	+1
	Felony	F	3	▲	+200.0%	+2
	Civil Violation	CV	1	▲	-	+1
	Restricted Operators License	RL	1	▲	-	+1
	Show Cause	SC	0	▼	-100.0%	-1
	Total			31	▼	-13.9%
Traffic	Infraction	I	89	▲	+493.3%	+74
	Misdemeanor	M	16	▲	+77.8%	+7
	Show Cause	SC	2	▲	-	+2
	Restricted Operators License	RL	1	▲	-	+1
Total			108	▲	350.0%	+84
Civil	Garnishment	GA	21	▼	-4.5%	-1
	Warrant in Debt	WD	17	▲	+112.5%	+9
	Preliminary Protective Order	PP	3	▼	-25.0%	-1
	Protective Order	PO	2	▼	-50.0%	-2
	Unlawful Detainer	UD	2	↔	-	-
	Counter Claim	CC	1	▲	-	+1
	Detinue	DT	1	▲	-	+1
	Other	OT	1	▼	-66.7%	-2
Total			48	▲	11.6%	+5
GRAND TOTAL			187	▲	81.6%	+84

Filings by Major Case Category**

Category	Summary	Change	% Change	Absolute Change
Felony	3	▲	+200.0%	+2
Garnishment	21	▼	-4.5%	-1
General Civil	18	▲	+125.0%	+10
Infraction/Civil Violation	90	▲	+500.0%	+75
Landlord /Tenant	2	↔	-	0
Misdemeanor	40	▲	-	0
Other	8	▲	+14.3%	+1
Protective Orders	5	▼	-37.5%	-3
GRAND TOTAL	187	▲	81.6%	+84

* Compared to same time period as previous year

** Case Type Categories are defined in the 2017 Virginia Judicial Workload Assessment
 Source: SCV-SQL-Information

2024 Overall GRAND TOTAL		Distribution of Caseload		Change*		Percentage (%) of Caseload			
2,080	+88	Criminal	331	16%	15.3% ▲	+44	Criminal	2023	2024
		Traffic	1,404	68%	12.8% ▲	+159	Traffic	14.4%	15.9%
		Civil	340	16%	-23.4% ▼	-104	Civil	62.5%	67.5%
		Civil Commitments	5	0%	-68.8% ▼	-11	Civil Commitments	22.3%	16.3%
		GRAND TOTAL	2,080	100%	4.4% ▲	+88	GRAND TOTAL	0.8%	0.2%
							GRAND TOTAL	100%	100%

Filings by Division & Code

Division	Case Type Description	Code	Summary	Change	% Change	Absolute Change
Criminal	Misdemeanor	M	228	▲	+33.3%	+57
	Felony	F	54	▼	-26.0%	-19
	Capias	CA	18	▼	-25.0%	-6
	Show Cause	SC	17	▲	+41.7%	+5
	Civil Violation	CV	14	▲	+100.0%	+7
	Total			331	▲	15.3%
Traffic	Infraction	I	1,246	▲	+11.4%	+128
	Misdemeanor	M	151	▲	+36.0%	+40
	Felony	F	3	▼	-40.0%	-2
	Show Cause	SC	2	▼	-60.0%	-3
	Capias	CA	1	▼	-83.3%	-5
	Restricted Operators License	RL	1	▲	-	+1
	Total			1,404	▲	12.8%
Civil	Warrant in Debt	WD	144	▼	-16.8%	-29
	Garnishment	GA	91	▼	-5.2%	-5
	Unlawful Detainer	UD	44	▼	-33.3%	-22
	Admin License	AL	18	↔	-	-
	Preliminary Protective Order	PP	12	▼	-45.5%	-10
	Other	OT	10	▲	-63.0%	-17
	Impoundment	IM	8	▼	-33.3%	-4
	Bond Forfeiture	BF	3	▼	-25.0%	-1
	Abstract	AJ	2	↔	-	-
	Motion for Judgment	MJ	2	▲	+100.0%	+1
	Protective Order	PO	2	▼	-77.8%	-7
	Detinue	DT	1	▼	-91.7%	-11
	Interrogatory	IN	1	▼	-50.0%	-1
	Petition-Restore Arms	PR	1	▲	-	+1
	Show Cause	SC	1	▲	-	+1
Total			340	▼	-23.4%	-104
Civil Commitments	Temporary Detention Order	TD	3	▼	-66.7%	-6
	Emergency Custody Order	EC	1	▼	-85.7%	-6
	Mental Commitment	MC	1	▲	-	+1
Total			5	▼	-68.8%	-11
GRAND TOTAL			2,080	▲	4.4%	+88

Filings by Major Case Category**

Category	Summary	Change	% Change	Absolute Change
Felony	57	▼	-26.9%	-21
Garnishment	92	▼	-6.1%	-6
General Civil	149	▲	-19.9%	-37
Infraction/Civil Violation	1,260	▲	+12.0%	+135
Landlord /Tenant	44	▼	-33.3%	-22
Misdemeanor	380	▲	+34.8%	+98
Other	84	▲	-33.3%	-42
Protective Orders	14	▼	-54.8%	-17
GRAND TOTAL	2,080	▲	4.4%	+88

* Compared to same time period as previous year

** Case Type Categories are defined in the 2017 Virginia Judicial Workload Assessment

* Compared to same time period as previous year

** Case Type Categories are defined in the 2017 Virginia Judicial Workload Assessment
Source: SCV-SQL-Information

2024 Overall GRAND TOTAL		Distribution of Caseload		Change*		Percentage (%) of Caseload				
433	-275	Criminal	33	8%	-35.3%	▼	-18	Criminal	2023 7.2%	2024 7.6%
		Traffic	357	82%	-40.8%	▼	-246	Traffic	85.2%	82.4%
2024		Civil	42	10%	-17.6%	▼	-9	Civil	7.2%	9.7%
2023		Civil Commitments	1	0%	-66.7%	▼	-2	Civil Commitments	0.4%	0.2%
		GRAND TOTAL	433	100%	-38.8%	▼	-275	GRAND TOTAL	100%	100%

Filings by Division & Code



Division	Case Type Description	Code	Summary	Change	% Change	Absolute Change
Criminal	Misdemeanor	M	25	▼	-28.6%	-10
	Felony	F	6	▲	+20.0%	+1
	Capias	CA	1	▼	-50.0%	-1
	Civil Violation	CV	1	▼	-80.0%	-4
	Show Cause	SC	0	▼	-100.0%	-4
	Total			33	▼	-35.3%
Traffic	Infraction	I	309	▼	-42.6%	-229
	Misdemeanor	M	47	▼	-26.6%	-17
	Restricted Operators License	RL	1	▲	-	+1
	Capias	CA	0	▼	-100.0%	-1
	Total			357	▼	-40.8%
Civil	Warrant in Debt	WD	20	▲	+5.3%	+1
	Garnishment	GA	10	▼	-9.1%	-1
	Unlawful Detainer	UD	4	▼	-42.9%	-3
	Other	OT	3	▼	-57.1%	-4
	Detinue	DT	2	▲	-	+2
	Preliminary Protective Order	PP	2	▲	+100.0%	+1
	Admin License	AL	1	▼	-50.0%	-1
	Impoundment	IM	0	▼	-100.0%	-1
	Protective Order	PO	0	▼	-100.0%	-3
	Total			42	▼	-17.6%
Civil Commitments	Temporary Detention Order	TD	1	▼	-66.7%	-2
	Total			1	▼	-66.7%
GRAND TOTAL			433	▼	-38.8%	-275

Filings by Major Case Category**

Category	Summary	Change	% Change	Absolute Change
Felony	6	▲	+20.0%	+1
Garnishment	10	▼	-9.1%	-1
General Civil	22	▲	+10.0%	+2
Infraction/Civil Violation	310	▼	-42.9%	-233
Landlord /Tenant	4	▼	-42.9%	-3
Misdemeanor	73	▲	-26.3%	-26
Other	6	▼	-68.4%	-13
Protective Orders	2	↔	-50.0%	-2
GRAND TOTAL	433	▼	-38.8%	-275

* Compared to same time period as previous year

** Case Type Categories are defined in the 2017 Virginia Judicial Workload Assessment
 Source: SCV-SQL-Information

2024 Overall GRAND TOTAL		Distribution of Caseload			Change*		Percentage (%) of Caseload		
710	+87	Criminal	74	10%	94.7% ▲	+36	Criminal	2023	2024
		Traffic	528	74%	10.2% ▲	+49	Traffic	6.1%	10.4%
		Civil	108	15%	4.9% ▲	+5	Civil	76.9%	74.4%
		Civil Commitments	0	0%	-100.0% ▼	-3	Civil Commitments	16.5%	15.2%
		GRAND TOTAL	710	100%	14.0% ▲	+87	GRAND TOTAL	0.5%	0.0%
							GRAND TOTAL	100%	100%

Filings by Division & Code



Division	Case Type Description	Code	Summary	Change	% Change	Absolute Change
Criminal	Misdemeanor	M	53	▲	+112.0%	+28
	Felony	F	11	▲	+120.0%	+6
	Capias	CA	5	▲	+25.0%	+1
	Civil Violation	CV	2	▲	-	+2
	Show Cause	SC	2	▼	-33.3%	-1
	Restricted Operators License	RL	1	↔	-	-
	Total			74	▲	94.7%
Traffic	Infraction	I	452	▲	+7.4%	+31
	Misdemeanor	M	72	▲	+33.3%	+18
	Capias	CA	2	▼	-50.0%	-2
	Civil Violation	CV	2	▲	-	+2
Total			528	▲	10.2%	+49
Civil	Warrant in Debt	WD	40	▼	-20.0%	-10
	Garnishment	GA	35	▲	+40.0%	+10
	Unlawful Detainer	UD	19	▲	+5.6%	+1
	Other	OT	6	▲	+50.0%	+2
	Protective Order	PO	3	▲	+200.0%	+2
	Admin License	AL	2	▲	-	+2
	Abstract	AJ	1	▲	-	+1
	Counter Claim	CC	1	▲	-	+1
	Preliminary Protective Order	PP	1	▼	-75.0%	-3
	Bond Forfeiture	BF	0	▼	-100.0%	-1
	Total			108	▲	4.9%
Civil Commitments	Emergency Custody Order	EC	0	▼	-100.0%	-1
	Temporary Detention Order	TD	0	▼	-100.0%	-2
	Total			0	▼	-100.0%
GRAND TOTAL			710	▲	14.0%	+87

Filings by Major Case Category**

Category	Summary	Change	% Change	Absolute Change
Felony	11	▲	+120.0%	+6
Garnishment	35	▲	+40.0%	+10
General Civil	41	▲	-18.0%	-9
Infraction/Civil Violation	456	▲	+8.3%	+35
Landlord /Tenant	19	▲	+5.6%	+1
Misdemeanor	126	▲	+57.5%	+46
Other	18	▲	-5.3%	-1
Protective Orders	4	▲	-20.0%	-1
GRAND TOTAL	710	▲	14.0%	+87

* Compared to same time period as previous year

** Case Type Categories are defined in the 2017 Virginia Judicial Workload Assessment
 Source: SCV-SQL-Information

2024 Overall GRAND TOTAL		Distribution of Caseload			Change*		Percentage (%) of Caseload		
266	-65	Criminal	49	18%	206.3% ▲	+33	Criminal	2023	2024
		Traffic	157	59%	-43.1% ▼	-119	Traffic	4.8%	18.4%
		Civil	59	22%	55.3% ▲	+21	Civil	83.4%	59.0%
		Civil Commitments	1	0%	0.0%	0	Civil Commitments	11.5%	22.2%
		GRAND TOTAL	266	100%	-19.6% ▼	-65	GRAND TOTAL	0.3%	0.4%
							GRAND TOTAL	100%	100%

Filings by Division & Code



Division	Case Type Description	Code	Summary	Change	% Change	Absolute Change
Criminal	Misdemeanor	M	36	▲	+176.9%	+23
	Felony	F	5	▲	-	+5
	Capias	CA	4	▲	-	+4
	Civil Violation	CV	2	↔	-	-
	Show Cause	SC	2	▲	+100.0%	+1
	Total			49	▲	206.3%
Traffic	Infraction	I	112	▼	-49.1%	-108
	Misdemeanor	M	44	▼	-20.0%	-11
	Capias	CA	1	▲	-	+1
	Show Cause	SC	0	▼	-100.0%	-1
	Total			157	▼	-43.1%
Civil	Warrant in Debt	WD	19	▲	+72.7%	+8
	Garnishment	GA	14	▲	+40.0%	+4
	Other	OT	7	▲	+250.0%	+5
	Unlawful Detainer	UD	7	↔	-	-
	Admin License	AL	6	▲	+500.0%	+5
	Preliminary Protective Order	PP	5	▲	+400.0%	+4
	Impoundment	IM	1	▲	-	+1
	Detinue	DT	0	▼	-100.0%	-1
	Interrogatory	IN	0	▼	-100.0%	-3
	Protective Order	PO	0	▼	-100.0%	-1
	Show Cause	SC	0	▼	-100.0%	-1
	Total			59	▲	55.3%
Civil Commitments	Temporary Detention Order	TD	1	▲	-	+1
	Emergency Custody Order	EC	0	▼	-100.0%	-1
	Total			1		0.0%
GRAND TOTAL			266	▼	-19.6%	-65

Filings by Major Case Category**

Category	Summary	Change	% Change	Absolute Change	
Felony	5	▲	-	+5	
Garnishment	14	▼	+7.7%	+1	
General Civil	20	▲	+66.7%	+8	
Infraction/Civil Violation	114	▼	-48.6%	-108	
Landlord /Tenant	7	↔	-	0	
Misdemeanor	80	▲	+17.6%	+12	
Other	21	▲	+200.0%	+14	
Protective Orders	5	▲	+150.0%	+3	
GRAND TOTAL		266	▼	-19.6%	-65

* Compared to same time period as previous year

** Case Type Categories are defined in the 2017 Virginia Judicial Workload Assessment
 Source: SCV-SQL-Information

2024 Overall GRAND TOTAL		Distribution of Caseload			Change*		Percentage (%) of Caseload		
278	+101	Criminal	25	9%	-19.4% ▼	-6	Criminal	2023	2024
		Traffic	182	65%	83.8% ▲	+83	Traffic	17.5%	9.0%
		Civil	67	24%	45.7% ▲	+21	Civil	55.9%	65.5%
		Civil Commitments	4	1%	300.0% ▲	+3	Civil Commitments	26.0%	24.1%
		GRAND TOTAL	278	100%	57.1% ▲	+101	GRAND TOTAL	100%	100%

Filings by Division & Code



Division	Case Type Description	Code	Summary	Change	% Change	Absolute Change
Criminal	Misdemeanor	M	16	▼	-20.0%	-4
	Felony	F	4	▲	+300.0%	+3
	Civil Violation	CV	3	▲	-	+3
	Capias	CA	1	▼	-83.3%	-5
	Show Cause	SC	1	▼	-75.0%	-3
	Total			25	▼	-19.4%
Traffic	Infraction	I	145	▲	+81.3%	+65
	Misdemeanor	M	37	▲	+117.6%	+20
	Show Cause	SC	0	▼	-100.0%	-2
	Total		182	▲	83.8%	+83
Civil	Warrant in Debt	WD	29	▲	+52.6%	+10
	Unlawful Detainer	UD	11	▲	+266.7%	+8
	Other	OT	7	▲	+75.0%	+3
	Garnishment	GA	6	▼	-25.0%	-2
	Preliminary Protective Order	PP	4	▼	-20.0%	-1
	Admin License	AL	3	▼	-25.0%	-1
	Abstract	AJ	2	▲	-	+2
	Impoundment	IM	2	▲	-	+2
	Bond Forfeiture	BF	1	▲	-	+1
	Detinue	DT	1	↔	-	-
	Protective Order	PO	1	↔	-	-
	Interrogatory	IN	0	▼	-100.0%	-1
	Total			67	▲	45.7%
Civil Commitments	Emergency Custody Order	EC	3	▲	-	+3
	Temporary Detention Order	TD	1	↔	-	-
	Total		4	▲	300.0%	+3
GRAND TOTAL			278	▲	57.1%	+101

Filings by Major Case Category**

Category	Summary	Change	% Change	Absolute Change	
Felony	4	▲	+300.0%	+3	
Garnishment	6	▼	-33.3%	-3	
General Civil	31	▲	+55.0%	+11	
Infraction/Civil Violation	148	▲	+85.0%	+68	
Landlord /Tenant	11	▲	+266.7%	+8	
Misdemeanor	53	▲	+43.2%	+16	
Other	20	▲	-4.8%	-1	
Protective Orders	5	▼	-16.7%	-1	
GRAND TOTAL		278	▲	57.1%	+101

* Compared to same time period as previous year

** Case Type Categories are defined in the 2017 Virginia Judicial Workload Assessment

2024 Overall GRAND TOTAL		Distribution of Caseload			Change*		Percentage (%) of Caseload		
1,759	-302	Criminal	215	12%	59.3% ▲	+80	Criminal	2023	2024
		Traffic	1,354	77%	-24.3% ▼	-434	Traffic	6.6%	12.2%
		Civil	189	11%	40.0% ▲	+54	Civil	86.8%	77.0%
		Civil Commitments	1	0%	-66.7% ▼	-2	Civil Commitments	6.6%	10.7%
		GRAND TOTAL	1,759	100%	-14.7% ▼	-302	GRAND TOTAL	0.1%	0.1%

Filings by Division & Code

Division	Case Type Description	Code	Summary	Change	% Change	Absolute Change
Criminal	Misdemeanor	M	131	▲	+61.7%	+50
	Felony	F	52	▲	+30.0%	+12
	Capias	CA	17	▲	+183.3%	+11
	Show Cause	SC	9	▲	+200.0%	+6
	Civil Violation	CV	6	▲	+20.0%	+1
	Total			215	▲	59.3%
Traffic	Infraction	I	848	▼	-32.5%	-409
	Misdemeanor	M	465	▼	-4.1%	-20
	Capias	CA	25	▼	-7.4%	-2
	Show Cause	SC	14	▼	-12.5%	-2
	Felony	F	2	▼	-33.3%	-1
	Total			1,354	▼	-24.3%
Civil	Warrant in Debt	WD	83	▲	+45.6%	+26
	Garnishment	GA	47	▲	+27.0%	+10
	Admin License	AL	17	▲	+142.9%	+10
	Other	OT	11	▼	-8.3%	-1
	Preliminary Protective Order	PP	10	▲	+150.0%	+6
	Unlawful Detainer	UD	9	▲	+80.0%	+4
	Interrogatory	IN	3	▲	-	+3
	Protective Order	PO	3	▲	+50.0%	+1
	Abstract	AJ	2	▲	+100.0%	+1
	Show Cause	SC	2	▲	+100.0%	+1
	Impoundment	IM	1	▼	-85.7%	-6
	Motion for Judgment	MJ	1	↔	-	-
	Counter Claim	CC	0	▼	-100.0%	-1
	Total			189	▲	40.0%
Civil Commitments	Temporary Detention Order	TD	1	↔	-	-
	Emergency Custody Order	EC	0	▼	-100.0%	-2
	Total		1	▼	-66.7%	-2
GRAND TOTAL			1,759	▼	-14.7%	-302

Filings by Major Case Category**



Category	Summary	Change	% Change	Absolute Change
Felony	54	▼	+25.6%	+11
Garnishment	50	▲	+35.1%	+13
General Civil	87	▲	+40.3%	+25
Infraction/Civil Violation	854	▼	-32.3%	-408
Landlord /Tenant	9	▲	+80.0%	+4
Misdemeanor	596	▲	+5.3%	+30
Other	96	▲	+20.0%	+16
Protective Orders	13	▲	+116.7%	+7
GRAND TOTAL	1,759	▼	-14.7%	-302

* Compared to same time period as previous year

** Case Type Categories are defined in the 2017 Virginia Judicial Workload Assessment

Source: SCV-SQL-Information

CPSS - GCMS CASELOAD STATISTICS OF THE GENERAL DISTRICT COURTS
 January 2024 thru February 2024 Filings (Compared to January 2023 thru February 2023)

2024 Overall GRAND TOTAL		Distribution of Caseload			Change*		Percentage (%) of Caseload		
3,011	+301	Criminal	456	15%	-0.7% ▼	-3	Criminal	2023	2024
		Traffic	1,410	47%	24.8% ▲	+280	Traffic	16.9%	15.1%
		Civil	794	26%	5.6% ▲	+42	Civil	41.7%	46.8%
		Civil Commitments	351	12%	-4.9% ▼	-18	Civil Commitments	27.7%	26.4%
		GRAND TOTAL	3,011	100%	11.1% ▲	+301	GRAND TOTAL	100%	100%

Filings by Division & Code

Division	Case Type Description	Code	Summary	Change	% Change	Absolute Change
Criminal	Misdemeanor	M	246	▼	-1.6%	-4
	Felony	F	125	▲	+30.2%	+29
	Capias	CA	53	↔		-
	Show Cause	SC	16	▼	-62.8%	-27
	Civil Violation	CV	10	▼	-9.1%	-1
	Motion	MO	6	↔		-
	Total			456	▼	-0.7%
Traffic	Infraction	I	1,072	▲	+29.8%	+246
	Misdemeanor	M	301	▲	+8.3%	+23
	Show Cause	SC	18	▲	+38.5%	+5
	Capias	CA	9	▲	+28.6%	+2
	Civil Violation	CV	5	▲	-	+5
	Felony	F	5	▼	-16.7%	-1
Total			1,410	▲	24.8%	+280
Civil	Warrant in Debt	WD	265	▲	+25.6%	+54
	Unlawful Detainer	UD	220	▲	+7.8%	+16
	Garnishment	GA	171	▲	+15.5%	+23
	Other	OT	48	▼	-35.1%	-26
	Preliminary Protective Order	PP	18	▼	-18.2%	-4
	Protective Order	PO	18	▲	+5.9%	+1
	Admin License	AL	15	▼	-46.4%	-13
	Interrogatory	IN	15	▲	+275.0%	+11
	Impoundment	IM	7	▼	-22.2%	-2
	Show Cause	SC	7	▲	+75.0%	+3
	Abstract	AJ	5	▼	-37.5%	-3
	Motion for Judgment	MJ	3	▼	-75.0%	-9
	Overweight	OC	1	▲	-	+1
	Tenants Assertion	TA	1	▼	-87.5%	-7
	Counter Claim	CC	0	▼	-100.0%	-1
Detinue	DT	0	▼	-100.0%	-2	
Total			794	▲	5.6%	+42
Civil Commitments	Mental Commitment	MC	211	▼	-9.8%	-23
	Other	OT	103	▲	+9.6%	+9
	Temporary Detention Order	TD	30	▼	-14.3%	-5
	Emergency Custody Order	EC	7	▲	+16.7%	+1
Total			351	▼	-4.9%	-18
GRAND TOTAL			3,011	▲	11.1%	+301

Filings by Major Case Category**

Category	Summary	Change	% Change	Absolute Change
Felony	130	▲	+27.5%	+28
Garnishment	186	▲	+22.4%	+34
General Civil	272	▼	+18.8%	+43
Infraction/Civil Violation	1,088	▲	+30.0%	+251
Involuntary Civil Commitments	103	▲	+9.6%	+9
Landlord /Tenant	221	▼	+4.2%	+9
Misdemeanor	547	▲	+3.6%	+19

* Compared to same time period as previous year

** Case Type Categories are defined in the 2017 Virginia Judicial Workload Assessment



CPSS - GCMS CASELOAD STATISTICS OF THE GENERAL DISTRICT COURTS
January 2024 thru February 2024 Filings (Compared to January 2023 thru February 2023)

Other	428	▼	-17.2%	-89
Protective Orders	36	▼	-7.7%	-3
GRAND TOTAL	3,011	▲	11.1%	+301

* Compared to same time period as previous year

** Case Type Categories are defined in the 2017 Virginia Judicial Workload Assessment
Source: SCV-SQL-Information

CPSS - GCMS CASELOAD STATISTICS OF THE GENERAL DISTRICT COURTS
 January 2024 thru February 2024 Filings (Compared to January 2023 thru February 2023)

2024 Overall GRAND TOTAL	Distribution of Caseload	Change*	Percentage (%) of Caseload
4,307 +1,672	Criminal 456 11%	6.5% ▲ +28	Criminal 16.2% 2023 10.6% 2024
2024 	Traffic 3,218 75%	98.0% ▲ +1,593	Traffic 61.7% 2023 74.7% 2024
2023 	Civil 618 14%	8.6% ▲ +49	Civil 21.6% 2023 14.3% 2024
	Civil Commitments 15 0%	15.4% ▲ +2	Civil Commitments 0.5% 2023 0.3% 2024
	GRAND TOTAL 4,307 100%	63.5% ▲ +1,672	GRAND TOTAL 100% 2023 100% 2024

Filings by Division & Code

Division	Case Type Description	Code	Summary	Change	% Change	Absolute Change
Criminal	Misdemeanor	M	246	▼	-5.4%	-14
	Felony	F	141	▲	+31.8%	+34
	Capias	CA	46	▲	+53.3%	+16
	Show Cause	SC	14	▼	-26.3%	-5
	Civil Violation	CV	9	▼	-25.0%	-3
	Total			456	▲	6.5%
Traffic	Infraction	I	2,589	▲	+104.2%	+1,321
	Misdemeanor	M	615	▲	+84.1%	+281
	Felony	F	6	▼	-14.3%	-1
	Capias	CA	5	▼	-44.4%	-4
	Show Cause	SC	3	▼	-57.1%	-4
	Total			3,218	▲	98.0%
Civil	Garnishment	GA	172	▲	+2.4%	+4
	Warrant in Debt	WD	171	↔	-	-
	Unlawful Detainer	UD	155	▲	+15.7%	+21
	Other	OT	35	▲	+52.2%	+12
	Admin License	AL	16	▼	-5.9%	-1
	Impoundment	IM	15	▲	+25.0%	+3
	Preliminary Protective Order	PP	15	▲	+50.0%	+5
	Abstract	AJ	11	▲	+175.0%	+7
	Protective Order	PO	10	▲	+11.1%	+1
	Interrogatory	IN	5	▲	+400.0%	+4
	Detinue	DT	4	▲	-	+4
	Zoning Violation	ZO	4	▼	-33.3%	-2
	Show Cause	SC	2	▼	-33.3%	-1
	Counter Claim	CC	1	▲	-	+1
	Motion for Judgment	MJ	1	▼	-87.5%	-7
	Petition-Restore Arms	PR	1	▲	-	+1
	Capias	CA	0	▼	-100.0%	-1
	Restricted Operators License	RL	0	▼	-100.0%	-1
	Tenants Assertion	TA	0	▼	-100.0%	-1
Total			618	▲	8.6%	+49
Civil Commitments	Temporary Detention Order	TD	10	▲	+11.1%	+1
	Emergency Custody Order	EC	5	▲	+66.7%	+2
	Medical Emergency Temporary Detention Order	MT	0	▼	-100.0%	-1
	Total			15	▲	15.4%
GRAND TOTAL			4,307	▲	63.5%	+1,672

Filings by Major Case Category**

Category	Summary	Change	% Change	Absolute Change
Felony	147	▲	+28.9%	+33
Garnishment	177	▲	+4.7%	+8
General Civil	182	▲	-1.6%	-3
Infraction/Civil Violation	2,598	▲	+103.0%	+1,318
Landlord /Tenant	155	▼	+14.8%	+20
Misdemeanor	865	▼	+43.9%	+264
Other	158	▲	+19.7%	+26

* Compared to same time period as previous year



** Case Type Categories are defined in the 2017 Virginia Judicial Workload Assessment

CPSS - GCMS CASELOAD STATISTICS OF THE GENERAL DISTRICT COURTS
 January 2024 thru February 2024 Filings (Compared to January 2023 thru February 2023)

Protective Orders	25	▲	+31.6%	+6
GRAND TOTAL	4,307	▲	63.5%	+1,672

* Compared to same time period as previous year

** Case Type Categories are defined in the 2017 Virginia Judicial Workload Assessment
 Source: SCV-SQL-Information

2024 Overall GRAND TOTAL		Distribution of Caseload			Change*		Percentage (%) of Caseload		
624	+55	Criminal	83	13%	-19.4% ▼	-20	Criminal	2023	2024
		Traffic	404	65%	23.2% ▲	+76	Traffic	18.1%	13.3%
		Civil	135	22%	0.7% ▲	+1	Civil	57.6%	64.7%
		Civil Commitments	2	0%	-50.0% ▼	-2	Civil Commitments	23.6%	21.6%
		GRAND TOTAL	624	100%	9.7% ▲	+55	GRAND TOTAL	100%	100%

Filings by Division & Code



Division	Case Type Description	Code	Summary	Change	% Change	Absolute Change
Criminal	Misdemeanor	M	48	▼	-30.4%	-21
	Felony	F	15	▲	+87.5%	+7
	Capias	CA	11	▼	-8.3%	-1
	Show Cause	SC	9	↔		-
	Civil Violation	CV	0	▼	-100.0%	-5
	Total			83	▼	-19.4%
Traffic	Infraction	I	312	▲	+16.0%	+43
	Misdemeanor	M	82	▲	+67.3%	+33
	Show Cause	SC	6	▲	+20.0%	+1
	Felony	F	3	▼	-25.0%	-1
	Capias	CA	1	↔		-
	Total			404	▲	23.2%
Civil	Warrant in Debt	WD	48	▼	-2.0%	-1
	Garnishment	GA	25	▼	-46.8%	-22
	Detinue	DT	14	▲	+180.0%	+9
	Protective Order	PO	11	▲	+175.0%	+7
	Other	OT	9	▲	+125.0%	+5
	Preliminary Protective Order	PP	9	▲	+200.0%	+6
	Unlawful Detainer	UD	9	▼	-35.7%	-5
	Admin License	AL	4	↔		-
	Show Cause	SC	4	▲	+100.0%	+2
	Bond Forfeiture	BF	2	▲	-	+2
	Abstract	AJ	0	▼	-100.0%	-1
	Impoundment	IM	0	▼	-100.0%	-1
	Total			135	▲	0.7%
Civil Commitments	Emergency Custody Order	EC	2	▲	+100.0%	+1
	Temporary Detention Order	TD	0	▼	-100.0%	-3
	Total		2	▼	-50.0%	-2
GRAND TOTAL			624	▲	9.7%	+55

Filings by Major Case Category**

Category	Summary	Change	% Change	Absolute Change	
Felony	18	▲	+50.0%	+6	
Garnishment	25	▼	-46.8%	-22	
General Civil	62	▲	+14.8%	+8	
Infraction/Civil Violation	312	▼	+13.9%	+38	
Landlord /Tenant	9	▼	-35.7%	-5	
Misdemeanor	130	▲	+10.2%	+12	
Other	48	▲	+11.6%	+5	
Protective Orders	20	▲	+185.7%	+13	
GRAND TOTAL		624	▲	9.7%	+55

* Compared to same time period as previous year

** Case Type Categories are defined in the 2017 Virginia Judicial Workload Assessment
 Source: SCV-SQL-Information

2024 Overall GRAND TOTAL		Distribution of Caseload			Change*		Percentage (%) of Caseload		
656	+179	Criminal	74	11%	-25.3% ▼	-25	Criminal	2023	2024
		Traffic	450	69%	76.5% ▲	+195	Traffic	53.5%	68.6%
		Civil	128	20%	12.3% ▲	+14	Civil	23.9%	19.5%
		Civil Commitments	4	1%	-55.6% ▼	-5	Civil Commitments	1.9%	0.6%
		GRAND TOTAL	656	100%	37.5% ▲	+179	GRAND TOTAL	100%	100%

Filings by Division & Code



Division	Case Type Description	Code	Summary	Change	% Change	Absolute Change
Criminal	Misdemeanor	M	46	▼	-27.0%	-17
	Felony	F	16	▼	-11.1%	-2
	Show Cause	SC	6	▼	-40.0%	-4
	Capias	CA	4	▼	-33.3%	-2
	Civil Violation	CV	2	↔		-
	Total			74	▼	-25.3%
Traffic	Infraction	I	374	▲	+70.8%	+155
	Misdemeanor	M	72	▲	+100.0%	+36
	Show Cause	SC	2	▲	-	+2
	Capias	CA	1	▲	-	+1
	Felony	F	1	▲	-	+1
	Total			450	▲	76.5%
Civil	Warrant in Debt	WD	54	▲	+28.6%	+12
	Garnishment	GA	37	▲	+15.6%	+5
	Impoundment	IM	11	▲	+266.7%	+8
	Admin License	AL	7	▲	+133.3%	+4
	Other	OT	6	▼	-40.0%	-4
	Unlawful Detainer	UD	5	▼	-64.3%	-9
	Preliminary Protective Order	PP	4	↔		-
	Protective Order	PO	4	▲	+100.0%	+2
	Detinue	DT	0	▼	-100.0%	-2
	Show Cause	SC	0	▼	-100.0%	-2
	Total			128	▲	12.3%
Civil Commitments	Temporary Detention Order	TD	3	▼	-57.1%	-4
	Emergency Custody Order	EC	1	↔		-
	Petition	PT	0	▼	-100.0%	-1
Total			4	▼	-55.6%	-5
GRAND TOTAL			656	▲	37.5%	+179

Filings by Major Case Category**

Category	Summary	Change	% Change	Absolute Change
Felony	17	▲	-5.6%	-1
Garnishment	37	▲	+15.6%	+5
General Civil	55	▼	+22.2%	+10
Infraction/Civil Violation	376	▲	+70.1%	+155
Involuntary Civil Commitments	0	▼	-100.0%	-1
Landlord /Tenant	5	▼	-64.3%	-9
Misdemeanor	118	▲	+19.2%	+19
Other	40	▲	-2.4%	-1
Protective Orders	8	▲	+33.3%	+2
GRAND TOTAL	656	▲	37.5%	+179

* Compared to same time period as previous year

** Case Type Categories are defined in the 2017 Virginia Judicial Workload Assessment
 Source: SCV-SQL-Information

2024 Overall GRAND TOTAL		Distribution of Caseload			Change*		Percentage (%) of Caseload			
640	-119	Criminal	49	8%	-29.0%	▼	-20	Criminal	2023: 9.1%	2024: 7.7%
		Traffic	502	78%	-10.2%	▼	-57	Traffic	73.6%	78.4%
		Civil	85	13%	-34.1%	▼	-44	Civil	17.0%	13.3%
		Civil Commitments	4	1%	100.0%	▲	+2	Civil Commitments	0.3%	0.6%
		GRAND TOTAL	640	100%	-15.7%	▼	-119	GRAND TOTAL	100%	100%

Filings by Division & Code

Division	Case Type Description	Code	Summary	Change	% Change	Absolute Change
Criminal	Felony	F	21	▲	+61.5%	+8
	Misdemeanor	M	21	▼	-55.3%	-26
	Show Cause	SC	4	▼	-33.3%	-2
	Civil Violation	CV	2	▲	-	+2
	Capias	CA	1	▼	-66.7%	-2
	Total			49	▼	-29.0%
Traffic	Infraction	I	399	▼	-15.6%	-74
	Misdemeanor	M	92	▲	+12.2%	+10
	Show Cause	SC	6	▲	+200.0%	+4
	Felony	F	3	▲	+50.0%	+1
	Capias	CA	2	▲	-	+2
	Total			502	▼	-10.2%
Civil	Warrant in Debt	WD	39	▼	-17.0%	-8
	Garnishment	GA	27	▼	-6.9%	-2
	Unlawful Detainer	UD	6	▼	-60.0%	-9
	Admin License	AL	3	▲	+50.0%	+1
	Other	OT	3	▼	-78.6%	-11
	Preliminary Protective Order	PP	2	▼	-71.4%	-5
	Protective Order	PO	2	▼	-77.8%	-7
	Bond Forfeiture	BF	1	▲	-	+1
	Detinue	DT	1	▲	-	+1
	Impoundment	IM	1	▼	-75.0%	-3
	Interrogatory	IN	0	▼	-100.0%	-2
	Total			85	▼	-34.1%
Civil Commitments	Temporary Detention Order	TD	3	▲	+50.0%	+1
	Emergency Custody Order	EC	1	▲	-	+1
	Total		4	▲	100.0%	+2
GRAND TOTAL			640	▼	-15.7%	-119

Filings by Major Case Category**

Category	Summary	Change	% Change	Absolute Change	
Felony	24	▲	+60.0%	+9	
Garnishment	27	▼	-12.9%	-4	
General Civil	40	▲	-16.7%	-8	
Infraction/Civil Violation	401	▲	-15.2%	-72	
Landlord /Tenant	6	▼	-60.0%	-9	
Misdemeanor	113	▼	-12.4%	-16	
Other	25	▲	-21.9%	-7	
Protective Orders	4	▼	-75.0%	-12	
GRAND TOTAL		640	▼	-15.7%	-119

* Compared to same time period as previous year

** Case Type Categories are defined in the 2017 Virginia Judicial Workload Assessment
 Source: SCV-SQL-Information

2024 Overall GRAND TOTAL		Distribution of Caseload			Change*		Percentage (%) of Caseload		
643	-41	Criminal	42	7%	2.4% ▲	+1	Criminal	2023 6.0%	2024 6.5%
		Traffic	502	78%	-10.5% ▼	-59	Traffic	82.0%	78.1%
2024		Civil	96	15%	21.5% ▲	+17	Civil	11.5%	14.9%
2023		Civil Commitments	3	0%	0.0%	0	Civil Commitments	0.4%	0.5%
		GRAND TOTAL	643	100%	-6.0% ▼	-41	GRAND TOTAL	100%	100%

Filings by Division & Code



Division	Case Type Description	Code	Summary	Change	% Change	Absolute Change
Criminal	Misdemeanor	M	32	▲	+88.2%	+15
	Felony	F	7	▼	-53.3%	-8
	Show Cause	SC	3	▼	-25.0%	-1
	Capias	CA	0	▼	-100.0%	-4
	Civil Violation	CV	0	▼	-100.0%	-1
	Total		42	▲	2.4%	+1
Traffic	Infraction	I	430	▼	-11.7%	-57
	Misdemeanor	M	68	▼	-1.4%	-1
	Show Cause	SC	3	▼	-25.0%	-1
	Capias	CA	1	↔	-	-
	Total		502	▼	-10.5%	-59
Civil	Warrant in Debt	WD	45	▲	+114.3%	+24
	Garnishment	GA	32	▼	-17.9%	-7
	Other	OT	6	▲	+200.0%	+4
	Preliminary Protective Order	PP	3	▼	-70.0%	-7
	Protective Order	PO	2	▲	-	+2
	Unlawful Detainer	UD	2	▼	-33.3%	-1
	Abstract	AJ	1	▲	-	+1
	Admin License	AL	1	▲	-	+1
	Detinue	DT	1	↔	-	-
	Interrogatory	IN	1	▲	-	+1
	Restricted Operators License	RL	1	▲	-	+1
	Show Cause	SC	1	▲	-	+1
	Impoundment	IM	0	▼	-100.0%	-3
	Total		96	▲	21.5%	+17
Civil Commitments	Temporary Detention Order	TD	2	▼	-33.3%	-1
	Emergency Custody Order	EC	1	▲	-	+1
	Total		3		0.0%	0
GRAND TOTAL			643	▼	-6.0%	-41

Filings by Major Case Category**

Category	Summary	Change	% Change	Absolute Change	
Felony	7	▼	-53.3%	-8	
Garnishment	33	▲	-15.4%	-6	
General Civil	46	▲	+100.0%	+23	
Infraction/Civil Violation	430	▼	-11.9%	-58	
Landlord /Tenant	2	▼	-33.3%	-1	
Misdemeanor	101	▲	+17.4%	+15	
Other	19	▲	-5.0%	-1	
Protective Orders	5	▲	-50.0%	-5	
GRAND TOTAL		643	▼	-6.0%	-41

* Compared to same time period as previous year

** Case Type Categories are defined in the 2017 Virginia Judicial Workload Assessment
 Source: SCV-SQL-Information

2024 Overall GRAND TOTAL		Distribution of Caseload			Change*		Percentage (%) of Caseload		
1,735	+448	Criminal	310	18%	15.7% ▲	+42	Criminal	20.8%	17.9%
		Traffic	1,090	63%	53.1% ▲	+378	Traffic	55.3%	62.8%
		Civil	318	18%	8.9% ▲	+26	Civil	22.7%	18.3%
		Civil Commitments	17	1%	13.3% ▲	+2	Civil Commitments	1.2%	1.0%
		GRAND TOTAL	1,735	100%	34.8% ▲	+448	GRAND TOTAL	100%	100%

Filings by Division & Code

Division	Case Type Description	Code	Summary	Change	% Change	Absolute Change
Criminal	Misdemeanor	M	193	▲	+20.6%	+33
	Felony	F	75	▲	+23.0%	+14
	Capias	CA	17	▼	-26.1%	-6
	Show Cause	SC	15	▼	-21.1%	-4
	Civil Violation	CV	9	▲	+80.0%	+4
	Restricted Operators License	RL	1	▲	-	+1
	Total			310	▲	15.7%
Traffic	Infraction	I	878	▲	+55.4%	+313
	Misdemeanor	M	195	▲	+57.3%	+71
	Show Cause	SC	10	▲	+11.1%	+1
	Capias	CA	5	▼	-44.4%	-4
	Civil Violation	CV	1	▲	-	+1
	Felony	F	1	▼	-75.0%	-3
	Restricted Operators License	RL	0	▼	-100.0%	-1
Total			1,090	▲	53.1%	+378
Civil	Warrant in Debt	WD	124	▼	-3.9%	-5
	Garnishment	GA	100	▲	+53.8%	+35
	Other	OT	23	▲	+9.5%	+2
	Admin License	AL	20	▲	+53.8%	+7
	Unlawful Detainer	UD	19	▼	-17.4%	-4
	Detinue	DT	10	▼	-41.2%	-7
	Preliminary Protective Order	PP	7	▼	-36.4%	-4
	Protective Order	PO	5	↔	-	-
	Impoundment	IM	4	▲	+100.0%	+2
	Bond Forfeiture	BF	3	▼	-25.0%	-1
	Show Cause	SC	3	▲	-	+3
	Abstract	AJ	0	▼	-100.0%	-2
Total			318	▲	8.9%	+26
Civil Commitments	Temporary Detention Order	TD	10	▲	+25.0%	+2
	Emergency Custody Order	EC	6	▼	-14.3%	-1
	Mental Commitment	MC	1	▲	-	+1
Total			17	▲	13.3%	+2
GRAND TOTAL			1,735	▲	34.8%	+448

Filings by Major Case Category**

Category	Summary	Change	% Change	Absolute Change
Felony	76	▼	+16.9%	+11
Garnishment	100	▲	+53.8%	+35
General Civil	136	▲	-7.5%	-11
Infraction/Civil Violation	888	▲	+55.8%	+318
Landlord /Tenant	19	▼	-17.4%	-4
Misdemeanor	389	▲	+36.5%	+104
Other	115	▲	-0.9%	-1
Protective Orders	12	▼	-25.0%	-4
GRAND TOTAL	1,735	▲	34.8%	+448

* Compared to same time period as previous year

** Case Type Categories are defined in the 2017 Virginia Judicial Workload Assessment

Source: SCV-SQL-Information

2024 Overall GRAND TOTAL		Distribution of Caseload			Change*		Percentage (%) of Caseload			
377	+71	Criminal	68	18%	36.0%	▲	+18	Criminal	2023: 16.3%	2024: 18.0%
		Traffic	229	61%	29.4%	▲	+52	Traffic	57.8%	60.7%
2024		Civil	79	21%	0.0%	↔	0	Civil	25.8%	21.0%
2023		Civil Commitments	1	0%	-	▲	+1	Civil Commitments	0.0%	0.3%
		GRAND TOTAL	377	100%	23.2%	▲	+71	GRAND TOTAL	100%	100%

Filings by Division & Code



Division	Case Type Description	Code	Summary	Change	% Change	Absolute Change
Criminal	Misdemeanor	M	46	▲	+64.3%	+18
	Felony	F	15	▲	+25.0%	+3
	Show Cause	SC	4	▲	+33.3%	+1
	Capias	CA	2	▼	-60.0%	-3
	Civil Violation	CV	1	▼	-50.0%	-1
	Total			68	▲	36.0%
Traffic	Infraction	I	176	▲	+35.4%	+46
	Misdemeanor	M	51	▲	+8.5%	+4
	Capias	CA	1	▲	-	+1
	Show Cause	SC	1	▲	-	+1
	Total			229	▲	29.4%
Civil	Garnishment	GA	25	▲	+13.6%	+3
	Warrant in Debt	WD	25	▼	-3.8%	-1
	Other	OT	11	▲	-	-
	Unlawful Detainer	UD	8	↔	-	-
	Preliminary Protective Order	PP	5	↔	-	-
	Protective Order	PO	3	▼	-25.0%	-1
	Detinue	DT	1	↔	-	-
	Interrogatory	IN	1	▲	-	+1
	Abstract	AJ	0	▼	-100.0%	-1
	Admin License	AL	0	▼	-100.0%	-1
Total			79		0.0%	0
Civil Commitments	Temporary Detention Order	TD	1	▲	-	+1
Total			1	▲	-	+1
GRAND TOTAL			377	▲	23.2%	+71

Filings by Major Case Category**

Category	Summary	Change	% Change	Absolute Change
Felony	15	▲	+25.0%	+3
Garnishment	26	▲	+18.2%	+4
General Civil	27	▲	-	0
Infraction/Civil Violation	177	▼	+34.1%	+45
Landlord /Tenant	8	↔	-	0
Misdemeanor	97	▲	+29.3%	+22
Other	19	▲	-9.5%	-2
Protective Orders	8	▼	-11.1%	-1
GRAND TOTAL	377	▲	23.2%	+71

* Compared to same time period as previous year

** Case Type Categories are defined in the 2017 Virginia Judicial Workload Assessment
 Source: SCV-SQL-Information

2024 Overall GRAND TOTAL		Distribution of Caseload			Change*		Percentage (%) of Caseload		
2,434	+378	Criminal	230	9%	-1.7% ▼	-4	Criminal	2023	2024
		Traffic	1,874	77%	22.5% ▲	+344	Traffic	11.4%	9.4%
		Civil	308	13%	10.4% ▲	+29	Civil	74.4%	77.0%
		Civil Commitments	22	1%	69.2% ▲	+9	Civil Commitments	13.6%	12.7%
		GRAND TOTAL	2,434	100%	18.4% ▲	+378	GRAND TOTAL	0.6%	0.9%
							GRAND TOTAL	100%	100%

Filings by Division & Code



Division	Case Type Description	Code	Summary	Change	% Change	Absolute Change
Criminal	Misdemeanor	M	141	▲	+0.7%	+1
	Felony	F	52	↔		-
	Capias	CA	16	▲	+33.3%	+4
	Show Cause	SC	14	▼	-41.7%	-10
	Civil Violation	CV	7	▲	+16.7%	+1
	Total			230	▼	-1.7%
Traffic	Infraction	I	1,361	▲	+16.0%	+188
	Misdemeanor	M	497	▲	+42.4%	+148
	Show Cause	SC	9	▲	+200.0%	+6
	Capias	CA	5	▲	+66.7%	+2
	Felony	F	2	▲	+100.0%	+1
	Civil Violation	CV	0	▼	-100.0%	-1
	Total			1,874	▲	22.5%
Civil	Warrant in Debt	WD	98	▲	+38.0%	+27
	Garnishment	GA	76	▼	-1.3%	-1
	Unlawful Detainer	UD	37	▼	-15.9%	-7
	Detinue	DT	30	▼	-9.1%	-3
	Other	OT	15	▲	+7.1%	+1
	Bond Forfeiture	BF	12	▲	+33.3%	+3
	Admin License	AL	11	▲	+37.5%	+3
	Preliminary Protective Order	PP	8	↔		-
	Protective Order	PO	6	▼	-14.3%	-1
	Abstract	AJ	4	▲	+33.3%	+1
	Impoundment	IM	4	▲	+100.0%	+2
	Motion for Judgment	MJ	4	▲	-	+4
	Show Cause	SC	2	▲	-	+2
	Interrogatory	IN	1	▼	-66.7%	-2
	Total			308	▲	10.4%
Civil Commitments	Temporary Detention Order	TD	14	▲	+40.0%	+4
	Emergency Custody Order	EC	8	▲	+166.7%	+5
	Total			22	▲	69.2%
GRAND TOTAL			2,434	▲	18.4%	+378

Filings by Major Case Category**

Category	Summary	Change	% Change	Absolute Change
Felony	54	▲	+1.9%	+1
Garnishment	77	▼	-3.8%	-3
General Civil	134	▲	+28.8%	+30
Infraction/Civil Violation	1,368	▼	+15.9%	+188
Landlord /Tenant	37	▼	-15.9%	-7
Misdemeanor	638	▲	+30.5%	+149
Other	112	▲	+23.1%	+21
Protective Orders	14	▼	-6.7%	-1
GRAND TOTAL	2,434	▲	18.4%	+378

* Compared to same time period as previous year

** Case Type Categories are defined in the 2017 Virginia Judicial Workload Assessment
 Source: SCV-SQL-Information

2024 Overall GRAND TOTAL		Distribution of Caseload			Change*		Percentage (%) of Caseload		
1,179	-293	Criminal	171	15%	9.6% ▲	+15	Criminal	2023	2024
		Traffic	730	62%	-30.3% ▼	-317	Traffic	10.6%	14.5%
		Civil	264	22%	6.5% ▲	+16	Civil	71.1%	61.9%
		Civil Commitments	14	1%	-33.3% ▼	-7	Civil Commitments	16.8%	22.4%
		GRAND TOTAL	1,179	100%	-19.9% ▼	-293	GRAND TOTAL	100%	100%

Filings by Division & Code



Division	Case Type Description	Code	Summary	Change	% Change	Absolute Change
Criminal	Misdemeanor	M	110	▲	+26.4%	+23
	Felony	F	25	▲	+13.6%	+3
	Show Cause	SC	22	▼	-21.4%	-6
	Capias	CA	9	▼	-40.0%	-6
	Civil Violation	CV	5	▲	+25.0%	+1
	Total			171	▲	9.6%
Traffic	Infraction	I	618	▼	-33.5%	-311
	Misdemeanor	M	105	▼	-8.7%	-10
	Felony	F	4	▲	-	+4
	Capias	CA	2	↔	-	-
	Civil Violation	CV	1	▲	-	+1
	Show Cause	SC	0	▼	-100.0%	-1
Total			730	▼	-30.3%	-317
Civil	Warrant in Debt	WD	64	↔	-	-
	Garnishment	GA	61	↔	-	-
	Unlawful Detainer	UD	57	▼	-8.1%	-5
	Detinue	DT	31	▲	+19.2%	+5
	Admin License	AL	20	▲	+66.7%	+8
	Other	OT	17	▼	+13.3%	+2
	Protective Order	PO	6	▲	+50.0%	+2
	Preliminary Protective Order	PP	5	▲	+66.7%	+2
	Interrogatory	IN	2	▲	-	+2
	Show Cause	SC	1	▲	-	+1
	Impoundment	IM	0	▼	-100.0%	-1
Total			264	▲	6.5%	+16
Civil Commitments	Temporary Detention Order	TD	8	▼	-33.3%	-4
	Emergency Custody Order	EC	5	▼	-37.5%	-3
	Medical Emergency Temporary Detention Order	MT	1	▲	-	+1
	Medical Emergency Custody Order	ME	0	▼	-100.0%	-1
Total			14	▼	-33.3%	-7
GRAND TOTAL			1,179	▼	-19.9%	-293

Filings by Major Case Category**

Category	Summary	Change	% Change	Absolute Change
Felony	29	▲	+31.8%	+7
Garnishment	63	▲	+3.3%	+2
General Civil	95	▼	+3.3%	+3
Infraction/Civil Violation	624	▲	-33.1%	-309
Landlord /Tenant	57	▼	-8.1%	-5
Misdemeanor	215	▲	+6.4%	+13
Other	85	▲	-8.6%	-8
Protective Orders	11	▲	+57.1%	+4
GRAND TOTAL	1,179	▼	-19.9%	-293

* Compared to same time period as previous year

** Case Type Categories are defined in the 2017 Virginia Judicial Workload Assessment
 Source: SCV-SQL-Information

2024 Overall GRAND TOTAL		Distribution of Caseload			Change*		Percentage (%) of Caseload		
492	+53	Criminal	49	10%	-12.5% ▼	-7	Criminal	2023	2024
		Traffic	356	72%	24.0% ▲	+69	Traffic	12.8%	10.0%
		Civil	87	18%	-7.4% ▲	-7	Civil	65.4%	72.4%
		Civil Commitments	0	0%	-100.0% ▼	-2	Civil Commitments	21.4%	17.7%
		GRAND TOTAL	492	100%	12.1% ▲	+53	GRAND TOTAL	0.5%	0.0%
								100%	100%

Filings by Division & Code

Division	Case Type Description	Code	Summary	Change	% Change	Absolute Change
Criminal	Misdemeanor	M	25	▼	-35.9%	-14
	Felony	F	15	▲	+25.0%	+3
	Capias	CA	4	▲	+100.0%	+2
	Show Cause	SC	4	▲	+300.0%	+3
	Civil Violation	CV	1	▼	-50.0%	-1
	Total			49	▼	-12.5%
Traffic	Infraction	I	259	▲	+25.1%	+52
	Misdemeanor	M	84	▲	+13.5%	+10
	Show Cause	SC	7	▲	+250.0%	+5
	Capias	CA	4	▲	+33.3%	+1
	Felony	F	2	▲	+100.0%	+1
	Total			356	▲	24.0%
Civil	Warrant in Debt	WD	43	▲	+19.4%	+7
	Garnishment	GA	26	▼	-23.5%	-8
	Admin License	AL	7	▼	-12.5%	-1
	Unlawful Detainer	UD	4	▼	-33.3%	-2
	Abstract	AJ	2	▲	+100.0%	+1
	Detinue	DT	2	▲	-	+2
	Protective Order	PO	2	▲	-	+2
	Impoundment	IM	1	▼	-50.0%	-1
	Other	OT	0	▼	-100.0%	-4
	Preliminary Protective Order	PP	0	▼	-100.0%	-1
	Show Cause	SC	0	▼	-100.0%	-2
	Total			87	▼	-7.4%
Civil Commitments	Emergency Custody Order	EC	0	▼	-100.0%	-1
	Temporary Detention Order	TD	0	▼	-100.0%	-1
	Total		0	▼	-100.0%	-2
GRAND TOTAL			492	▲	12.1%	+53

Filings by Major Case Category**

Category	Summary	Change	% Change	Absolute Change	
Felony	17	▲	+30.8%	+4	
Garnishment	26	▼	-23.5%	-8	
General Civil	45	▲	+25.0%	+9	
Infraction/Civil Violation	260	▼	+24.4%	+51	
Landlord /Tenant	4	▼	-33.3%	-2	
Misdemeanor	109	▼	-3.5%	-4	
Other	29	▲	+7.4%	+2	
Protective Orders	2	▲	+100.0%	+1	
GRAND TOTAL		492	▲	12.1%	+53

* Compared to same time period as previous year

** Case Type Categories are defined in the 2017 Virginia Judicial Workload Assessment
 Source: SCV-SQL-Information

2024 Overall GRAND TOTAL		Distribution of Caseload			Change*		Percentage (%) of Caseload			
2024	2,284	+389	Criminal	203	9%	43.0% ▲	+61	Criminal	2023	2024
			Traffic	1,626	71%	17.4% ▲	+241	Traffic	7.5%	8.9%
2023			Civil	308	13%	15.8% ▲	+42	Civil	73.1%	71.2%
			Civil Commitments	147	6%	44.1% ▲	+45	Civil Commitments	14.0%	13.5%
			GRAND TOTAL	2,284	100%	20.5% ▲	+389	GRAND TOTAL	5.4%	6.4%
								GRAND TOTAL	100%	100%

Filings by Division & Code

Division	Case Type Description	Code	Summary	Change	% Change	Absolute Change
Criminal	Misdemeanor	M	114	▲	+15.2%	+15
	Felony	F	61	▲	+144.0%	+36
	Capias	CA	16	▲	+100.0%	+8
	Civil Violation	CV	9	▲	+12.5%	+1
	Show Cause	SC	3	▲	+50.0%	+1
	Total			203	▲	43.0%
Traffic	Infraction	I	1,163	▲	+19.8%	+192
	Misdemeanor	M	433	▲	+7.4%	+30
	Capias	CA	30	▲	+233.3%	+21
	Restricted Operators License	RL	0	▼	-100.0%	-1
	Show Cause	SC	0	▼	-100.0%	-1
	Total			1,626	▲	17.4%
Civil	Warrant in Debt	WD	128	▲	+93.9%	+62
	Garnishment	GA	103	▲	+32.1%	+25
	Unlawful Detainer	UD	39	▼	-40.9%	-27
	Other	OT	16	▼	-20.0%	-4
	Motion for Judgment	MJ	4	▲	+300.0%	+3
	Protective Order	PO	4	▼	-20.0%	-1
	Admin License	AL	3	▼	-50.0%	-3
	Preliminary Protective Order	PP	3	▼	-66.7%	-6
	Show Cause	SC	3	▼	-62.5%	-5
	Abstract	AJ	2	▼	-33.3%	-1
	Detinue	DT	2	▼	-33.3%	-1
	Interrogatory-Not	IC	1	▲	-	+1
	Petition-Restore Arms	PR	0	▼	-100.0%	-1
	Total			308	▲	15.8%
Civil Commitments	Other	OT	80	▲	+66.7%	+32
	Mental Commitment	MC	53	▲	+35.9%	+14
	Emergency Custody Order	EC	7	▼	-50.0%	-7
	Temporary Detention Order	TD	7	▲	+600.0%	+6
	Total			147	▲	44.1%
GRAND TOTAL			2,284	▲	20.5%	+389

Filings by Major Case Category**

Category	Summary	Change	% Change	Absolute Change	
Felony	61	▲	+144.0%	+36	
Garnishment	103	▲	+32.1%	+25	
General Civil	134	▲	+88.7%	+63	
Infraction/Civil Violation	1,172	▲	+19.7%	+193	
Involuntary Civil Commitments	80	▲	+66.7%	+32	
Landlord /Tenant	39	▼	-40.9%	-27	
Misdemeanor	547	▼	+8.7%	+44	
Other	141	▲	+27.0%	+30	
Protective Orders	7	▼	-50.0%	-7	
GRAND TOTAL		2,284	▲	20.5%	+389



* Compared to same time period as previous year

** Case Type Categories are defined in the 2017 Virginia Judicial Workload Assessment

Source: SCV-SQL-Information

* Compared to same time period as previous year

** Case Type Categories are defined in the 2017 Virginia Judicial Workload Assessment
Source: SCV-SQL-Information

2024 Overall GRAND TOTAL		Distribution of Caseload		Change*		Percentage (%) of Caseload			
839	+155	Criminal	89	11%	-18.3% ▼	-20	Criminal	2023	2024
		Traffic	512	61%	28.3% ▲	+113	Traffic	15.9%	10.6%
		Civil	147	18%	25.6% ▲	+30	Civil	58.3%	61.0%
		Civil Commitments	91	11%	54.2% ▲	+32	Civil Commitments	17.1%	17.5%
		GRAND TOTAL	839	100%	22.7% ▲	+155	GRAND TOTAL	8.6%	10.8%
							GRAND TOTAL	100%	100%

Filings by Division & Code

Division	Case Type Description	Code	Summary	Change	% Change	Absolute Change
Criminal	Misdemeanor	M	57	▼	-9.5%	-6
	Felony	F	18	▼	-35.7%	-10
	Show Cause	SC	7	↔		-
	Capias	CA	6	↔		-
	Civil Violation	CV	1	▼	-80.0%	-4
	Total			89	▼	-18.3%
Traffic	Infraction	I	398	▲	+27.6%	+86
	Misdemeanor	M	108	▲	+42.1%	+32
	Capias	CA	4	▲	+33.3%	+1
	Show Cause	SC	2	▼	-71.4%	-5
	Felony	F	0	▼	-100.0%	-1
	Total			512	▲	28.3%
Civil	Warrant in Debt	WD	69	▲	+86.5%	+32
	Garnishment	GA	21	▼	-34.4%	-11
	Detinue	DT	17	▲	+88.9%	+8
	Unlawful Detainer	UD	17	▼	-32.0%	-8
	Other	OT	9	▼	+12.5%	+1
	Preliminary Protective Order	PP	5	▲	+150.0%	+3
	Protective Order	PO	5	▲	+150.0%	+3
	Admin License	AL	2	↔		-
	Abstract	AJ	1	▲	-	+1
	Show Cause	SC	1	▲	-	+1
	Total			147	▲	25.6%
Civil Commitments	Mental Commitment	MC	64	▲	+28.0%	+14
	Other	OT	13	▲	-	+13
	Temporary Detention Order	TD	10	▲	+42.9%	+3
	Emergency Custody Order	EC	4	▲	+100.0%	+2
	Total			91	▲	54.2%
GRAND TOTAL			839	▲	22.7%	+155

Filings by Major Case Category**

Category	Summary	Change	% Change	Absolute Change	
Felony	18	▼	-37.9%	-11	
Garnishment	21	▼	-34.4%	-11	
General Civil	86	▲	+83.0%	+39	
Infraction/Civil Violation	399	▼	+25.9%	+82	
Involuntary Civil Commitments	13	▲	-	+13	
Landlord /Tenant	17	▼	-32.0%	-8	
Misdemeanor	165	▲	+18.7%	+26	
Other	110	▲	+20.9%	+19	
Protective Orders	10	▲	+150.0%	+6	
GRAND TOTAL		839	▲	22.7%	+155

* Compared to same time period as previous year

** Case Type Categories are defined in the 2017 Virginia Judicial Workload Assessment
 Source: SCV-SQL-Information

2024 Overall GRAND TOTAL		Distribution of Caseload			Change*		Percentage (%) of Caseload		
3,820	-175	Criminal	494	13%	30.0% ▲	+114	Criminal	2023 9.5%	2024 12.9%
		Traffic	1,381	36%	-22.8% ▼	-408	Traffic	44.8%	36.2%
2024		Civil	1,340	35%	-1.5% ▼	-20	Civil	34.0%	35.1%
2023		Civil Commitments	605	16%	29.8% ▲	+139	Civil Commitments	11.7%	15.8%
		GRAND TOTAL	3,820	100%	-4.4% ▼	-175	GRAND TOTAL	100%	100%

Filings by Division & Code

Division	Case Type Description	Code	Summary	Change	% Change	Absolute Change
Criminal	Misdemeanor	M	258	▲	+11.7%	+27
	Felony	F	130	▲	+46.1%	+41
	Capias	CA	68	▲	+70.0%	+28
	Show Cause	SC	36	▲	+125.0%	+20
	Civil Violation	CV	2	▼	-50.0%	-2
	Total			494	▲	30.0%
Traffic	Infraction	I	887	▼	-31.6%	-410
	Misdemeanor	M	452	▼	-0.9%	-4
	Capias	CA	14	▲	+40.0%	+4
	Felony	F	13	↔		-
	Restricted Operators License	RL	9	▲	+200.0%	+6
	Show Cause	SC	4	▲	+300.0%	+3
	Civil Violation	CV	1	▼	-66.7%	-2
	Other	O	1	▼	-83.3%	-5
	Total			1,381	▼	-22.8%
Civil	Unlawful Detainer	UD	550	▼	-16.4%	-108
	Garnishment	GA	377	▲	+29.1%	+85
	Warrant in Debt	WD	284	▲	+5.6%	+15
	Other	OT	30	▼	-33.3%	-15
	Bond Forfeiture	BF	22	▲	+633.3%	+19
	Preliminary Protective Order	PP	21	▲	+31.3%	+5
	Show Cause	SC	19	▼	-32.1%	-9
	Protective Order	PO	11	▲	+57.1%	+4
	Abstract	AJ	10	▼	-50.0%	-10
	Detinue	DT	5	▼	-37.5%	-3
	Interrogatory	IN	4	▲	-	+4
	Motion for Judgment	MJ	4	▼	-20.0%	-1
	Petition-Restore Arms	PR	2	▼	-50.0%	-2
	Tenants Assertion	TA	1	▼	-50.0%	-1
	Admin License	AL	0	▼	-100.0%	-2
	Mechanic's Lien	ML	0	▼	-100.0%	-1
Total			1,340	▼	-1.5%	-20
Civil Commitments	Mental Commitment	MC	405	▲	+22.4%	+74
	Other	OT	166	▲	+39.5%	+47
	Temporary Detention Order	TD	22	▲	+120.0%	+12
	Emergency Custody Order	EC	11	▲	+83.3%	+5
	Medical Emergency Temporary Detention Order	MT	1	▲	-	+1
Total			605	▲	29.8%	+139
GRAND TOTAL			3,820	▼	-4.4%	-175

Filings by Major Case Category**

Category	Summary	Change	% Change	Absolute Change
Felony	143	▲	+40.2%	+41
Garnishment	381	▲	+30.5%	+89
General Civil	295	▼	+1.4%	+4
Infraction/Civil Violation	891	▼	-32.0%	-419
Involuntary Civil Commitments	166	▲	+39.5%	+47
Landlord /Tenant	551	▼	-16.5%	-109

* Compared to same time period as previous year



** Case Type Categories are defined in the 2017 Virginia Judicial Workload Assessment

CPSS - GCMS CASELOAD STATISTICS OF THE GENERAL DISTRICT COURTS
 January 2024 thru February 2024 Filings (Compared to January 2023 thru February 2023)

Misdemeanor	719	▲	+4.2%	+29
Other	642	▲	+26.4%	+134
Protective Orders	32	▲	+39.1%	+9
GRAND TOTAL	3,820	▼	-4.4%	-175

* Compared to same time period as previous year

** Case Type Categories are defined in the 2017 Virginia Judicial Workload Assessment
 Source: SCV-SQL-Information

2024 Overall GRAND TOTAL		Distribution of Caseload			Change*		Percentage (%) of Caseload		
836	+270	Criminal	110	13%	4.8% ▲	+5	Criminal	2023	2024
		Traffic	529	63%	65.8% ▲	+210	Traffic	18.6%	13.2%
		Civil	194	23%	44.8% ▲	+60	Civil	56.4%	63.3%
		Civil Commitments	3	0%	-62.5% ▼	-5	Civil Commitments	23.7%	23.2%
		GRAND TOTAL	836	100%	47.7% ▲	+270	GRAND TOTAL	100%	100%

Filings by Division & Code

Division	Case Type Description	Code	Summary	Change	% Change	Absolute Change
Criminal	Misdemeanor	M	58	▲	+7.4%	+4
	Felony	F	34	▲	+78.9%	+15
	Civil Violation	CV	9	▲	+28.6%	+2
	Show Cause	SC	6	▼	-62.5%	-10
	Capias	CA	3	▼	-66.7%	-6
	Total			110	▲	4.8%
Traffic	Infraction	I	430	▲	+64.1%	+168
	Misdemeanor	M	89	▲	+85.4%	+41
	Show Cause	SC	6	▼	-14.3%	-1
	Capias	CA	4	▲	+100.0%	+2
	Total			529	▲	65.8%
Civil	Warrant in Debt	WD	121	▲	+152.1%	+73
	Garnishment	GA	36	▼	-12.2%	-5
	Admin License	AL	10	▲	+25.0%	+2
	Impoundment	IM	6	↔		-
	Preliminary Protective Order	PP	6	▲	+200.0%	+4
	Other	OT	5	▼	-16.7%	-1
	Protective Order	PO	4	▲	+100.0%	+2
	Unlawful Detainer	UD	4	▼	-63.6%	-7
	Abstract	AJ	1	↔		-
	Detinue	DT	1	▲	-	+1
	Interrogatory-Not	IC	0	▼	-100.0%	-1
	Motion for Judgment	MJ	0	▼	-100.0%	-1
	Tenants Assertion	TA	0	▼	-100.0%	-1
	Zoning Violation	ZO	0	▼	-100.0%	-6
	Total			194	▲	44.8%
Civil Commitments	Temporary Detention Order	TD	2	▼	-60.0%	-3
	Emergency Custody Order	EC	1	↔		-
	Other	OT	0	▼	-100.0%	-2
Total			3	▼	-62.5%	-5
GRAND TOTAL			836	▲	47.7%	+270

Filings by Major Case Category**

Category	Summary	Change	% Change	Absolute Change
Felony	34	▲	+78.9%	+15
Garnishment	36	▼	-12.2%	-5
General Civil	122	▲	+144.0%	+72
Infraction/Civil Violation	439	▲	+63.2%	+170
Involuntary Civil Commitments	0	▼	-100.0%	-2
Landlord /Tenant	4	▼	-66.7%	-8
Misdemeanor	147	▼	+36.1%	+39
Other	44	▼	-27.9%	-17
Protective Orders	10	▲	+150.0%	+6
GRAND TOTAL	836	▲	47.7%	+270

* Compared to same time period as previous year

** Case Type Categories are defined in the 2017 Virginia Judicial Workload Assessment
 Source: SCV-SQL-Information

2024 Overall GRAND TOTAL		Distribution of Caseload			Change*		Percentage (%) of Caseload			
13,039	-1,212	Criminal	1,888	14%	-5.8%	▼	-117	Criminal	2023: 14.1%	2024: 14.5%
		Traffic	5,073	39%	-26.8%	▼	-1,856	Traffic	48.6%	38.9%
2024		Civil	6,006	46%	14.8%	▲	+776	Civil	36.7%	46.1%
2023		Civil Commitments	72	1%	-17.2%	▼	-15	Civil Commitments	0.6%	0.6%
GRAND TOTAL 13,039				100%	-8.5%	▼	-1,212	GRAND TOTAL	100%	100%

Filings by Division & Code

Division	Case Type Description	Code	Summary	Change	% Change	Absolute Change
Criminal	Misdemeanor	M	964	▼	-0.4%	-4
	Felony	F	625	▼	-9.7%	-67
	Capias	CA	202	▼	-13.7%	-32
	Show Cause	SC	75	▲	+5.6%	+4
	Civil Violation	CV	16	▼	-55.6%	-20
	Motion	MO	5	▲	+25.0%	+1
	Restricted Operators License	RL	1	▲	-	+1
	Total			1,888	▼	-5.8%
Traffic	Infraction	I	2,878	▼	-31.3%	-1,309
	Misdemeanor	M	1,804	▼	-21.4%	-492
	Capias	CA	141	▼	-29.1%	-58
	Show Cause	SC	102	▼	-1.0%	-1
	Felony	F	68	▲	+9.7%	+6
	Motion	MO	34	▼	-5.6%	-2
	Civil Violation	CV	32	▼	-5.9%	-2
	Restricted Operators License	RL	14	▲	+27.3%	+3
	Other	O	0	▼	-100.0%	-1
Total			5,073	▼	-26.8%	-1,856
Civil	Warrant in Debt	WD	2,438	▲	+30.6%	+571
	Garnishment	GA	1,516	▲	+6.5%	+92
	Unlawful Detainer	UD	1,426	▲	+11.0%	+141
	Other	OT	136	▲	-11.1%	-17
	Admin License	AL	95	▼	-27.5%	-36
	Preliminary Protective Order	PP	81	▲	+20.9%	+14
	Show Cause	SC	66	▲	+22.2%	+12
	Protective Order	PO	63	▼	-1.6%	-1
	Abstract	AJ	42	▼	-25.0%	-14
	Motion for Judgment	MJ	39	▲	+85.7%	+18
	Interrogatory	IN	35	▲	+75.0%	+15
	Bond Forfeiture	BF	22	▼	-40.5%	-15
	Detinue	DT	19	▼	-17.4%	-4
	Impoundment	IM	16	▲	+128.6%	+9
	Capias	CA	4	▼	-20.0%	-1
	Counter Claim	CC	3	▼	-25.0%	-1
	Petition-Restore Arms	PR	3	▼	-25.0%	-1
	Interrogatory-Not	IC	1	▼	-80.0%	-4
Tenants Assertion	TA	1	▼	-50.0%	-1	
Cross Claim	CR	0	▼	-100.0%	-1	
Total			6,006	▲	14.8%	+776
Civil Commitments	Temporary Detention Order	TD	55	▲	+12.2%	+6
	Emergency Custody Order	EC	17	▼	-54.1%	-20
	Medical Emergency Custody Order	ME	0	▼	-100.0%	-1
Total			72	▼	-17.2%	-15
GRAND TOTAL			13,039	▼	-8.5%	-1,212

* Compared to same time period as previous year



** Case Type Categories are defined in the 2017 Virginia Judicial Workload Assessment

Filings by Major Case Category**

Category	Summary	Change	% Change	Absolute Change
Felony	693	↔	-8.1%	-61
Garnishment	1,551	▲	+7.4%	+107
General Civil	2,544	▲	+31.1%	+603
Infraction/Civil Violation	2,926	▼	-31.3%	-1,332
Landlord /Tenant	1,427	▼	+10.9%	+140
Misdemeanor	2,783	▲	-15.0%	-492
Other	971	▼	-16.4%	-190
Protective Orders	144	▲	+9.9%	+13
GRAND TOTAL	13,039	▼	-8.5%	-1,212

* Compared to same time period as previous year

** Case Type Categories are defined in the 2017 Virginia Judicial Workload Assessment
 Source: SCV-SQL-Information

2024 Overall GRAND TOTAL		Distribution of Caseload			Change*		Percentage (%) of Caseload		
1,324	-247	Criminal	410	31%	6.2% ▲	+24	Criminal	2023	2024
		Traffic	549	41%	-33.7% ▼	-279	Traffic	24.6%	31.0%
		Civil	355	27%	2.3% ▲	+8	Civil	52.7%	41.5%
		Civil Commitments	10	1%	0.0%	0	Civil Commitments	22.1%	26.8%
		GRAND TOTAL	1,324	100%	-15.7% ▼	-247	GRAND TOTAL	0.6%	0.8%
							GRAND TOTAL	100%	100%

Filings by Division & Code

Division	Case Type Description	Code	Summary	Change	% Change	Absolute Change
Criminal	Misdemeanor	M	219	▲	+5.3%	+11
	Felony	F	103	▲	+12.0%	+11
	Capias	CA	51	▼	-5.6%	-3
	Show Cause	SC	26	▲	+4.0%	+1
	Civil Violation	CV	11	▲	+57.1%	+4
	Total			410	▲	6.2%
Traffic	Infraction	I	369	▼	-38.4%	-230
	Misdemeanor	M	155	▼	-26.5%	-56
	Capias	CA	16	▲	+23.1%	+3
	Show Cause	SC	6	▲	+50.0%	+2
	Felony	F	3	▲	-	+3
	Other	O	0	▼	-100.0%	-1
	Total			549	▼	-33.7%
Civil	Warrant in Debt	WD	121	▲	+11.0%	+12
	Garnishment	GA	110	▲	+6.8%	+7
	Unlawful Detainer	UD	82	▲	+6.5%	+5
	Other	OT	13	↔	-	-
	Admin License	AL	8	▼	-33.3%	-4
	Motion for Judgment	MJ	4	▲	+300.0%	+3
	Preliminary Protective Order	PP	4	↔	-	-
	Bond Forfeiture	BF	3	▲	+200.0%	+2
	Impoundment	IM	3	▲	+200.0%	+2
	Interrogatory	IN	2	▲	-	+2
	Protective Order	PO	2	▼	-50.0%	-2
	Detinue	DT	1	▼	-92.3%	-12
	Show Cause	SC	1	▼	-75.0%	-3
	Tenants Assertion	TA	1	▲	-	+1
	Abstract	AJ	0	▼	-100.0%	-5
Total			355	▲	2.3%	+8
Civil Commitments	Emergency Custody Order	EC	6	▲	+20.0%	+1
	Temporary Detention Order	TD	4	▼	-20.0%	-1
	Total			10		0.0%
GRAND TOTAL			1,324	▼	-15.7%	-247



Filings by Major Case Category**

Category	Summary	Change	% Change	Absolute Change
Felony	106	▲	+15.2%	+14
Garnishment	112	▲	+8.7%	+9
General Civil	126	▲	+2.4%	+3
Infraction/Civil Violation	380	▼	-37.4%	-227
Landlord /Tenant	83	▲	+7.8%	+6
Misdemeanor	374	▼	-10.7%	-45
Other	137	▲	-3.5%	-5
Protective Orders	6	▼	-25.0%	-2
GRAND TOTAL	1,324	▼	-15.7%	-247

* Compared to same time period as previous year

** Case Type Categories are defined in the 2017 Virginia Judicial Workload Assessment

Source: SCV-SQL-Information

2024 Overall GRAND TOTAL		Distribution of Caseload			Change*		Percentage (%) of Caseload		
15,986	+4,137	Criminal	1,452	9%	-8.6% ▼	-136	Criminal	2023	2024
		Traffic	6,612	41%	92.5% ▲	+3,178	Traffic	13.4%	9.1%
		Civil	7,409	46%	15.6% ▲	+1,000	Civil	29.0%	41.4%
		Civil Commitments	513	3%	22.7% ▲	+95	Civil Commitments	54.1%	46.3%
		GRAND TOTAL	15,986	100%	34.9% ▲	+4,137	GRAND TOTAL	100%	100%

Filings by Division & Code

Division	Case Type Description	Code	Summary	Change	% Change	Absolute Change
Criminal	Misdemeanor	M	854	▼	-2.1%	-18
	Felony	F	381	▼	-20.6%	-99
	Capias	CA	158	▼	+17.9%	+24
	Show Cause	SC	38	▼	-20.8%	-10
	Civil Violation	CV	21	▼	-61.1%	-33
	Total			1,452	▼	-8.6%
Traffic	Infraction	I	4,986	▲	+130.6%	+2,824
	Misdemeanor	M	1,407	▲	+32.1%	+342
	Other	O	109	▼	-6.8%	-8
	Capias	CA	36	▼	+2.9%	+1
	Felony	F	35	▲	+52.2%	+12
	Show Cause	SC	26	▲	+62.5%	+10
	Restricted Operators License	RL	13	▼	-18.8%	-3
	Total			6,612	▲	92.5%
Civil	Unlawful Detainer	UD	2,279	▲	+8.4%	+176
	Warrant in Debt	WD	2,251	▲	+16.0%	+310
	Garnishment	GA	2,206	▲	+28.4%	+488
	Other	OT	243	▲	-2.8%	-7
	Preliminary Protective Order	PP	86	▲	+10.3%	+8
	Motion for Judgment	MJ	78	▼	+14.7%	+10
	Show Cause	SC	75	▲	-12.8%	-11
	Detinue	DT	52	▲	+2.0%	+1
	Interrogatory	IN	37	▲	+362.5%	+29
	Protective Order	PO	30	▲	+87.5%	+14
	Admin License	AL	27	▲	+3.8%	+1
	Tenants Assertion	TA	16	▼	-27.3%	-6
	Counter Claim	CC	12	▲	+50.0%	+4
	Abstract	AJ	10	▼	-60.0%	-15
	Petition-Restore Arms	PR	3	▼	-25.0%	-1
	Capias	CA	2	↔		-
	Impoundment	IM	1	▲	-	+1
	Mechanic's Lien	ML	1	▲	-	+1
	Bond Forfeiture	BF	0	▼	-100.0%	-2
	Restricted Operators License	RL	0	▼	-100.0%	-1
Total			7,409	▲	15.6%	+1,000
Civil Commitments	Mental Commitment	MC	277	▲	+24.8%	+55
	Temporary Detention Order	TD	211	▲	+21.3%	+37
	Emergency Custody Order	EC	25	▲	+13.6%	+3
	Total			513	▲	22.7%
GRAND TOTAL			15,986	▲	34.9%	+4,137

Filings by Major Case Category**

Category	Summary	Change	% Change	Absolute Change
Felony	416	▲	-17.3%	-87
Garnishment	2,243	▲	+30.0%	+517
General Civil	2,494	▲	+13.4%	+294
Infraction/Civil Violation	5,116	▲	+119.3%	+2,783
Landlord /Tenant	2,295	▲	+8.0%	+170

* Compared to same time period as previous year

** Case Type Categories are defined in the 2017 Virginia Judicial Workload Assessment

CPSS - GCMS CASELOAD STATISTICS OF THE GENERAL DISTRICT COURTS
 January 2024 thru February 2024 Filings (Compared to January 2023 thru February 2023)



Richmond

District: 13 FIPS: 760

Misdemeanor	2,274	▼	+16.4%	+320
Other	1,032	▲	+12.9%	+118
Protective Orders	116	▲	+23.4%	+22
GRAND TOTAL	15,986	▲	34.9%	+4,137

* Compared to same time period as previous year

** Case Type Categories are defined in the 2017 Virginia Judicial Workload Assessment
 Source: SCV-SQL-Information

2024 Overall GRAND TOTAL		Distribution of Caseload			Change*		Percentage (%) of Caseload		
18,213	+1,640	Criminal	2,250	12%	6.9% ▲	+145	Criminal	2023	2024
		Traffic	9,090	50%	9.0% ▲	+748	Traffic	12.7%	12.4%
		Civil	6,704	37%	13.1% ▲	+774	Civil	50.3%	49.9%
		Civil Commitments	169	1%	-13.8% ▼	-27	Civil Commitments	35.8%	36.8%
		GRAND TOTAL	18,213	100%	9.9% ▲	+1,640	GRAND TOTAL	100%	100%

Filings by Division & Code

Division	Case Type Description	Code	Summary	Change	% Change	Absolute Change
Criminal	Misdemeanor	M	1,180	▲	+2.6%	+30
	Felony	F	696	▲	+17.2%	+102
	Capias	CA	258	▲	+4.9%	+12
	Show Cause	SC	83	▼	-11.7%	-11
	Civil Violation	CV	33	▲	+57.1%	+12
	Total			2,250	▲	6.9%
Traffic	Infraction	I	6,884	▲	+7.4%	+475
	Misdemeanor	M	2,078	▲	+14.7%	+267
	Capias	CA	68	▲	+30.8%	+16
	Show Cause	SC	24	↔		-
	Felony	F	18	▼	-47.1%	-16
	Restricted Operators License	RL	18	▲	+80.0%	+8
	Civil Violation	CV	0	▼	-100.0%	-2
	Total			9,090	▲	9.0%
Civil	Warrant in Debt	WD	2,522	▲	+20.5%	+429
	Unlawful Detainer	UD	2,005	▲	+14.2%	+249
	Garnishment	GA	1,653	▲	+1.2%	+19
	Admin License	AL	92	▲	+16.5%	+13
	Preliminary Protective Order	PP	77	▲	+67.4%	+31
	Other	OT	63	▲	+6.8%	+4
	Protective Order	PO	55	▲	+41.0%	+16
	Abstract	AJ	50	▼	-19.4%	-12
	Detinue	DT	46	▲	+9.5%	+4
	Motion for Judgment	MJ	44	▲	+15.8%	+6
	Show Cause	SC	22	▼	-18.5%	-5
	Impoundment	IM	16	▲	+128.6%	+9
	Interrogatory	IN	16	▲	+100.0%	+8
	Tenants Assertion	TA	13	▲	+62.5%	+5
	Bond Forfeiture	BF	9	▼	-25.0%	-3
	Counter Claim	CC	8	▼	-20.0%	-2
	Overweight	OC	5	▲	+150.0%	+3
	Interrogatory-Not	IC	4	▲	+100.0%	+2
	Petition-Restore Arms	PR	2	▼	-50.0%	-2
	Emergency Substantial Risk Order	SR	1	▲	-	+1
	Restricted Operators License	RL	1	▲	-	+1
	Capias	CA	0	▼	-100.0%	-2
	Total			6,704	▲	13.1%
Civil Commitments	Temporary Detention Order	TD	94	▼	-4.1%	-4
	Mental Commitment	MC	64	▼	-14.7%	-11
	Emergency Custody Order	EC	8	▼	-33.3%	-4
	Other	OT	3	▼	-66.7%	-6
	Medical Emergency Temporary Detention Order	MT	0	▼	-100.0%	-2
Total			169	▼	-13.8%	-27
GRAND TOTAL			18,213	▲	9.9%	+1,640

* Compared to same time period as previous year

** Case Type Categories are defined in the 2017 Virginia Judicial Workload Assessment



CPSS - GCMS CASELOAD STATISTICS OF THE GENERAL DISTRICT COURTS
 January 2024 thru February 2024 Filings (Compared to January 2023 thru February 2023)

Filings by Major Case Category**

Category	Summary	Change	% Change	Absolute Change
Felony	714	▼	+13.7%	+86
Garnishment	1,669	▲	+1.6%	+27
General Civil	2,627	▲	+20.1%	+439
Infraction/Civil Violation	6,922	▲	+7.6%	+488
Involuntary Civil Commitments	3	▼	-66.7%	-6
Landlord /Tenant	2,018	▲	+14.4%	+254
Misdemeanor	3,277	▲	+10.3%	+306
New to Workload Study	1	▲	-	+1
Other	850	▼	-0.2%	-2
Protective Orders	132	▲	+55.3%	+47
GRAND TOTAL	18,213	▲	9.9%	+1,640

* Compared to same time period as previous year

** Case Type Categories are defined in the 2017 Virginia Judicial Workload Assessment
 Source: SCV-SQL-Information

2024 Overall GRAND TOTAL		Distribution of Caseload			Change*		Percentage (%) of Caseload		
1,621	-125	Criminal	247	15%	43.6% ▲	+75	Criminal	2023	2024
		Traffic	1,144	71%	-13.3% ▼	-176	Traffic	9.9%	15.2%
		Civil	216	13%	-8.1% ▼	-19	Civil	75.6%	70.6%
		Civil Commitments	14	1%	-26.3% ▼	-5	Civil Commitments	13.5%	13.3%
		GRAND TOTAL	1,621	100%	-7.2% ▼	-125	GRAND TOTAL	100%	100%

Filings by Division & Code

Division	Case Type Description	Code	Summary	Change	% Change	Absolute Change
Criminal	Misdemeanor	M	159	▲	+47.2%	+51
	Felony	F	55	▲	+44.7%	+17
	Capias	CA	28	▲	+27.3%	+6
	Civil Violation	CV	3	↔		-
	Show Cause	SC	2	▲	+100.0%	+1
	Total			247	▲	43.6%
Traffic	Infraction	I	888	▼	-19.8%	-219
	Misdemeanor	M	232	▲	+17.2%	+34
	Capias	CA	15	▲	+15.4%	+2
	Felony	F	7	▲	-	+7
	Show Cause	SC	2	↔		-
	Total			1,144	▼	-13.3%
Civil	Warrant in Debt	WD	91	▼	-19.5%	-22
	Garnishment	GA	65	▲	+18.2%	+10
	Unlawful Detainer	UD	15	▼	-6.3%	-1
	Other	OT	12	▼	-14.3%	-2
	Admin License	AL	8	▲	+14.3%	+1
	Preliminary Protective Order	PP	7	▼	-41.7%	-5
	Show Cause	SC	5	▲	+150.0%	+3
	Abstract	AJ	4	↔		-
	Protective Order	PO	4	▼	-33.3%	-2
	Detinue	DT	2	▲	+100.0%	+1
	Capias	CA	1	▲	-	+1
	Interrogatory	IN	1	↔		-
	Petition-Restore Arms	PR	1	▲	-	+1
	Counter Claim	CC	0	▼	-100.0%	-1
	Impoundment	IM	0	▼	-100.0%	-3
Total			216	▼	-8.1%	-19
Civil Commitments	Temporary Detention Order	TD	11	▼	-15.4%	-2
	Emergency Custody Order	EC	3	▼	-50.0%	-3
	Total			14	▼	-26.3%
GRAND TOTAL			1,621	▼	-7.2%	-125



Filings by Major Case Category**

Category	Summary	Change	% Change	Absolute Change
Felony	62	▲	+63.2%	+24
Garnishment	66	▲	+17.9%	+10
General Civil	94	▲	-17.5%	-20
Infraction/Civil Violation	891	▼	-19.7%	-219
Landlord /Tenant	15	▼	-6.3%	-1
Misdemeanor	391	▲	+27.8%	+85
Other	91	▲	+3.4%	+3
Protective Orders	11	▼	-38.9%	-7
GRAND TOTAL	1,621	▼	-7.2%	-125

* Compared to same time period as previous year

** Case Type Categories are defined in the 2017 Virginia Judicial Workload Assessment

Source: SCV-SQL-Information

2024 Overall GRAND TOTAL		Distribution of Caseload			Change*		Percentage (%) of Caseload		
1,264 2024  2023 	+211	Criminal	106	8%	32.5% ▲	+26	Criminal	2023	2024
		Traffic	1,007	80%	26.5% ▲	+211	Traffic	7.6%	8.4%
		Civil	145	11%	-17.6% ▼	-31	Civil	75.6%	79.7%
		Civil Commitments	6	0%	500.0% ▲	+5	Civil Commitments	16.7%	11.5%
		GRAND TOTAL	1,264	100%	20.0% ▲	+211	GRAND TOTAL	0.1%	0.5%
							GRAND TOTAL	100%	100%

Filings by Division & Code

Division	Case Type Description	Code	Summary	Change	% Change	Absolute Change
Criminal	Misdemeanor	M	86	▲	+38.7%	+24
	Felony	F	15	▲	+25.0%	+3
	Civil Violation	CV	4	▲	+100.0%	+2
	Capias	CA	1	▼	-75.0%	-3
	Total		106	▲	32.5%	+26
Traffic	Infraction	I	854	▲	+22.7%	+158
	Misdemeanor	M	145	▲	+51.0%	+49
	Show Cause	SC	4	▲	-	+4
	Felony	F	2	↔	-	-
	Capias	CA	1	↔	-	-
	Civil Violation	CV	1	↔	-	-
	Total		1,007	▲	26.5%	+211
Civil	Garnishment	GA	45	▲	+25.0%	+9
	Warrant in Debt	WD	39	▼	-4.9%	-2
	Detinue	DT	23	▼	-32.4%	-11
	Unlawful Detainer	UD	13	▼	-56.7%	-17
	Admin License	AL	6	▲	+50.0%	+2
	Impoundment	IM	6	▲	+50.0%	+2
	Other	OT	6	▲	-25.0%	-2
	Abstract	AJ	3	▲	-	+3
	Counter Claim	CC	1	▲	-	+1
	Interrogatory	IN	1	▲	-	+1
	Protective Order	PO	1	▼	-66.7%	-2
	Show Cause	SC	1	▼	-93.8%	-15
	Total		145	▼	-17.6%	-31
Civil Commitments	Emergency Custody Order	EC	3	▲	-	+3
	Temporary Detention Order	TD	3	▲	+200.0%	+2
	Total		6	▲	500.0%	+5
GRAND TOTAL			1,264	▲	20.0%	+211

Filings by Major Case Category**

Category	Summary	Change	% Change	Absolute Change
Felony	17	▲	+21.4%	+3
Garnishment	46	▲	+27.8%	+10
General Civil	63	▲	-16.0%	-12
Infraction/Civil Violation	859	▲	+22.9%	+160
Landlord /Tenant	13	▼	-56.7%	-17
Misdemeanor	231	▲	+46.2%	+73
Other	34	▲	-10.5%	-4
Protective Orders	1	▼	-66.7%	-2
GRAND TOTAL	1,264	▲	20.0%	+211

* Compared to same time period as previous year

** Case Type Categories are defined in the 2017 Virginia Judicial Workload Assessment
 Source: SCV-SQL-Information

2024 Overall GRAND TOTAL		Distribution of Caseload			Change*		Percentage (%) of Caseload		
3,289	+402	Criminal	568	17%	20.6% ▲	+97	Criminal	2023 16.3%	2024 17.3%
		Traffic	1,454	44%	5.7% ▲	+78	Traffic	47.7%	44.2%
2024		Civil	1,077	33%	28.4% ▲	+238	Civil	29.1%	32.7%
2023		Civil Commitments	190	6%	-5.5% ▼	-11	Civil Commitments	7.0%	5.8%
		GRAND TOTAL	3,289	100%	13.9% ▲	+402	GRAND TOTAL	100%	100%

Filings by Division & Code

Division	Case Type Description	Code	Summary	Change	% Change	Absolute Change
Criminal	Misdemeanor	M	340	▲	+25.0%	+68
	Felony	F	138	▲	+38.0%	+38
	Capias	CA	55	▲	+5.8%	+3
	Show Cause	SC	22	▼	-29.0%	-9
	Civil Violation	CV	13	▼	-18.8%	-3
	Total			568	▲	20.6%
Traffic	Infraction	I	1,118	▲	+0.6%	+7
	Misdemeanor	M	297	▲	+20.2%	+50
	Capias	CA	21	▲	+50.0%	+7
	Felony	F	14	▲	+600.0%	+12
	Restricted Operators License	RL	2	▲	-	+2
	Show Cause	SC	2	↔	-	-
Total			1,454	▲	5.7%	+78
Civil	Warrant in Debt	WD	520	▲	+52.0%	+178
	Unlawful Detainer	UD	191	▲	+33.6%	+48
	Garnishment	GA	173	▼	-18.8%	-40
	Bond Forfeiture	BF	39	▲	+129.4%	+22
	Admin License	AL	37	▲	+117.6%	+20
	Other	OT	34	↔	-	-
	Show Cause	SC	26	▲	+550.0%	+22
	Impoundment	IM	23	▲	+35.3%	+6
	Preliminary Protective Order	PP	15	▼	-25.0%	-5
	Abstract	AJ	8	▼	-20.0%	-2
	Protective Order	PO	5	▼	-44.4%	-4
	Detinue	DT	4	▼	-60.0%	-6
	Capias	CA	1	▲	-	+1
	Interrogatory	IN	1	▼	-50.0%	-1
	Tenants Assertion	TA	0	▼	-100.0%	-1
Total			1,077	▲	28.4%	+238
Civil Commitments	Mental Commitment	MC	111	▼	-7.5%	-9
	Other	OT	31	▲	+40.9%	+9
	Temporary Detention Order	TD	26	▼	-16.1%	-5
	Emergency Custody Order	EC	21	▼	-22.2%	-6
	Medical Emergency Temporary Detention Order	MT	1	▲	-	+1
	Petition	PT	0	▼	-100.0%	-1
Total			190	▼	-5.5%	-11
GRAND TOTAL			3,289	▲	13.9%	+402

Filings by Major Case Category**

Category	Summary	Change	% Change	Absolute Change
Felony	152	▲	+49.0%	+50
Garnishment	174	▼	-19.1%	-41
General Civil	535	▼	+47.4%	+172
Infraction/Civil Violation	1,131	▼	+0.4%	+4
Involuntary Civil Commitments	31	▼	+34.8%	+8
Landlord /Tenant	191	▼	+32.6%	+47
Misdemeanor	639	▲	+23.1%	+120

* Compared to same time period as previous year

** Case Type Categories are defined in the 2017 Virginia Judicial Workload Assessment
 Source: SCV-SQL-Information


CPSS - GCMS CASELOAD STATISTICS OF THE GENERAL DISTRICT COURTS
January 2024 thru February 2024 Filings (Compared to January 2023 thru February 2023)

Fredericksburg
District: 15 FIPS: 630

Other	416	▲	+14.0%	+51
Protective Orders	20	▼	-31.0%	-9
GRAND TOTAL	3,289	▲	13.9%	+402

* Compared to same time period as previous year

** Case Type Categories are defined in the 2017 Virginia Judicial Workload Assessment
Source: SCV-SQL-Information

2024 Overall GRAND TOTAL		Distribution of Caseload			Change*		Percentage (%) of Caseload		
4,119 +726 		Criminal	628	15%	19.8% ▲	+104	Criminal	2023	2024
		Traffic	2,473	60%	25.0% ▲	+495	Traffic	15.4%	15.2%
		Civil	1,000	24%	15.3% ▲	+133	Civil	58.3%	60.0%
		Civil Commitments	18	0%	-25.0% ▼	-6	Civil Commitments	25.6%	24.3%
		GRAND TOTAL	4,119	100%	21.4% ▲	+726	GRAND TOTAL	0.7%	0.4%
							GRAND TOTAL	100%	100%

Filings by Division & Code

Division	Case Type Description	Code	Summary	Change	% Change	Absolute Change
Criminal	Misdemeanor	M	367	▲	+41.2%	+107
	Felony	F	175	▲	+2.9%	+5
	Capias	CA	55	↔		-
	Show Cause	SC	19	▼	-26.9%	-7
	Civil Violation	CV	12	▼	-7.7%	-1
	Total			628	▲	19.8%
Traffic	Infraction	I	1,556	▲	+15.3%	+206
	Misdemeanor	M	876	▲	+48.7%	+287
	Capias	CA	24	▲	+41.2%	+7
	Restricted Operators License	RL	6	↔		-
	Show Cause	SC	6	↔		-
	Felony	F	5	▼	-50.0%	-5
	Total			2,473	▲	25.0%
Civil	Warrant in Debt	WD	421	▲	+28.0%	+92
	Garnishment	GA	286	▼	-7.7%	-24
	Unlawful Detainer	UD	99	▼	-7.5%	-8
	Admin License	AL	29	▲	+107.1%	+15
	Other	OT	28	▲	+86.7%	+13
	Bond Forfeiture	BF	25	▼	-10.7%	-3
	Show Cause	SC	25	▲	+47.1%	+8
	Preliminary Protective Order	PP	22	▲	+120.0%	+12
	Protective Order	PO	20	▲	+122.2%	+11
	Impoundment	IM	18	▲	+80.0%	+8
	Interrogatory	IN	7	▲	+250.0%	+5
	Motion for Judgment	MJ	7	▲	+75.0%	+3
	Abstract	AJ	6	↔		-
	Detinue	DT	5	▲	+66.7%	+2
	Tenants Assertion	TA	2	↔		-
	Counter Claim	CC	0	▼	-100.0%	-1
Total			1,000	▲	15.3%	+133
Civil Commitments	Temporary Detention Order	TD	12	▼	-29.4%	-5
	Emergency Custody Order	EC	4	▼	-42.9%	-3
	Mental Commitment	MC	2	▲	-	+2
	Total			18	▼	-25.0%
GRAND TOTAL			4,119	▲	21.4%	+726

Filings by Major Case Category**



Category	Summary	Change	% Change	Absolute Change
Felony	180	▼		0
Garnishment	293	▲	-6.1%	-19
General Civil	438	▲	+29.2%	+99
Infraction/Civil Violation	1,568	▲	+15.0%	+205
Landlord /Tenant	101	▼	-7.3%	-8
Misdemeanor	1,249	▲	+46.1%	+394
Other	248	▲	+14.8%	+32
Protective Orders	42	▲	+121.1%	+23
GRAND TOTAL	4,119	▲	21.4%	+726

* Compared to same time period as previous year

** Case Type Categories are defined in the 2017 Virginia Judicial Workload Assessment

* Compared to same time period as previous year

** Case Type Categories are defined in the 2017 Virginia Judicial Workload Assessment
Source: SCV-SQL-Information

2024 Overall GRAND TOTAL		Distribution of Caseload		Change*		Percentage (%) of Caseload			
1,207	-214	Criminal	143	12%	-2.1% ▼	-3	Criminal	2023 10.3%	2024 11.8%
		Traffic	891	74%	-20.7% ▼	-232	Traffic	79.0%	73.8%
		Civil	168	14%	16.7% ▲	+24	Civil	10.1%	13.9%
		Civil Commitments	5	0%	-37.5% ▼	-3	Civil Commitments	0.6%	0.4%
		GRAND TOTAL	1,207	100%	-15.1% ▼	-214	GRAND TOTAL	100%	100%

Filings by Division & Code



Division	Case Type Description	Code	Summary	Change	% Change	Absolute Change
Criminal	Misdemeanor	M	91	▲	+8.3%	+7
	Felony	F	18	▼	-35.7%	-10
	Civil Violation	CV	15	▲	+7.1%	+1
	Capias	CA	10	▼	-16.7%	-2
	Show Cause	SC	9	▲	+12.5%	+1
	Total			143	▼	-2.1%
Traffic	Infraction	I	723	▼	-24.5%	-235
	Misdemeanor	M	154	▼	-2.5%	-4
	Felony	F	7	▲	+75.0%	+3
	Capias	CA	6	▲	+200.0%	+4
	Show Cause	SC	1	↔		-
	Total			891	▼	-20.7%
Civil	Warrant in Debt	WD	67	▲	+31.4%	+16
	Garnishment	GA	38	▲	+2.7%	+1
	Unlawful Detainer	UD	26	▲	+13.0%	+3
	Admin License	AL	14	▲	+16.7%	+2
	Other	OT	5	▼	-37.5%	-3
	Preliminary Protective Order	PP	5	↔		-
	Impoundment	IM	4	▲	-	+4
	Protective Order	PO	4	▲	+300.0%	+3
	Overweight	OC	2	↔		-
	Abstract	AJ	1	▲	-	+1
	Motion for Judgment	MJ	1	▲	-	+1
	Show Cause	SC	1	↔		-
	Detinue	DT	0	▼	-100.0%	-1
	Interrogatory	IN	0	▼	-100.0%	-2
	Tenants Assertion	TA	0	▼	-100.0%	-1
Total			168	▲	16.7%	+24
Civil Commitments	Temporary Detention Order	TD	3	▼	-57.1%	-4
	Emergency Custody Order	EC	2	▲	+100.0%	+1
	Total			5	▼	-37.5%
GRAND TOTAL			1,207	▼	-15.1%	-214

Filings by Major Case Category**

Category	Summary	Change	% Change	Absolute Change
Felony	25	▲	-21.9%	-7
Garnishment	38	▼	-2.6%	-1
General Civil	69	▲	+30.2%	+16
Infraction/Civil Violation	740	▼	-24.0%	-234
Landlord /Tenant	26	▼	+8.3%	+2
Misdemeanor	245	▲	+1.2%	+3
Other	55	▲	+7.8%	+4
Protective Orders	9	▲	+50.0%	+3
GRAND TOTAL	1,207	▼	-15.1%	-214

* Compared to same time period as previous year

** Case Type Categories are defined in the 2017 Virginia Judicial Workload Assessment
 Source: SCV-SQL-Information

2024 Overall GRAND TOTAL		Distribution of Caseload			Change*		Percentage (%) of Caseload		
511	+54	Criminal	119	23%	83.1% ▲	+54	Criminal	2023	2024
		Traffic	264	52%	-12.3% ▼	-37	Traffic	14.2%	23.3%
		Civil	120	23%	48.1% ▲	+39	Civil	65.9%	51.7%
		Civil Commitments	8	2%	-20.0% ▼	-2	Civil Commitments	17.7%	23.5%
		GRAND TOTAL	511	100%	11.8% ▲	+54	GRAND TOTAL	100%	100%

Filings by Division & Code



Division	Case Type Description	Code	Summary	Change	% Change	Absolute Change
Criminal	Misdemeanor	M	90	▲	+80.0%	+40
	Felony	F	21	▲	+320.0%	+16
	Capias	CA	3	↔		-
	Show Cause	SC	3	▼	-50.0%	-3
	Civil Violation	CV	2	▲	+100.0%	+1
	Total			119	▲	83.1%
Traffic	Infraction	I	223	▼	-9.3%	-23
	Misdemeanor	M	36	▼	-29.4%	-15
	Felony	F	3	▲	-	+3
	Restricted Operators License	RL	1	↔		-
	Show Cause	SC	1	↔		-
	Capias	CA	0	▼	-100.0%	-2
Total			264	▼	-12.3%	-37
Civil	Warrant in Debt	WD	52	▲	+62.5%	+20
	Garnishment	GA	28	▲	+64.7%	+11
	Unlawful Detainer	UD	12	▲	+9.1%	+1
	Admin License	AL	8	▲	+33.3%	+2
	Detinue	DT	7	▲	-	+7
	Other	OT	5	▼	-28.6%	-2
	Interrogatory	IN	4	▲	+100.0%	+2
	Preliminary Protective Order	PP	2	▼	-50.0%	-2
	Abstract	AJ	1	▲	-	+1
	Capias	CA	1	▲	-	+1
	Overweight	OC	0	▼	-100.0%	-1
	Show Cause	SC	0	▼	-100.0%	-1
	Total			120	▲	48.1%
Civil Commitments	Mental Commitment	MC	4	▼	-33.3%	-2
	Temporary Detention Order	TD	3	↔		-
	Emergency Custody Order	EC	1	↔		-
Total			8	▼	-20.0%	-2
GRAND TOTAL			511	▲	11.8%	+54

Filings by Major Case Category**

Category	Summary	Change	% Change	Absolute Change
Felony	24	▲	+380.0%	+19
Garnishment	32	▲	+68.4%	+13
General Civil	60	▲	+81.8%	+27
Infraction/Civil Violation	225	▼	-9.3%	-23
Landlord /Tenant	12	▲	+9.1%	+1
Misdemeanor	127	▲	+24.5%	+25
Other	29	▲	-17.1%	-6
Protective Orders	2	▼	-50.0%	-2
GRAND TOTAL	511	▲	11.8%	+54

* Compared to same time period as previous year

** Case Type Categories are defined in the 2017 Virginia Judicial Workload Assessment

2024 Overall GRAND TOTAL		Distribution of Caseload			Change*		Percentage (%) of Caseload		
340	-45	Criminal	46	14%	4.5% ▲	+2	Criminal	2023	2024
		Traffic	216	64%	-16.9% ▼	-44	Traffic	11.4%	13.5%
		Civil	75	22%	-7.4% ▼	-6	Civil	67.5%	63.5%
		Civil Commitments	3	1%	- ▲	+3	Civil Commitments	21.0%	22.1%
		GRAND TOTAL	340	100%	-11.7% ▼	-45	GRAND TOTAL	100%	100%

Filings by Division & Code



Division	Case Type Description	Code	Summary	Change	% Change	Absolute Change
Criminal	Misdemeanor	M	37	▲	+19.4%	+6
	Felony	F	5	↔		-
	Show Cause	SC	3	↔		-
	Civil Violation	CV	1	▲	-	+1
	Capias	CA	0	▼	-100.0%	-5
	Total			46	▲	4.5%
Traffic	Infraction	I	151	▼	-30.7%	-67
	Misdemeanor	M	62	▲	+47.6%	+20
	Capias	CA	1	▲	-	+1
	Felony	F	1	▲	-	+1
	Show Cause	SC	1	▲	-	+1
	Total			216	▼	-16.9%
Civil	Warrant in Debt	WD	43	▲	+43.3%	+13
	Garnishment	GA	14	▼	-44.0%	-11
	Unlawful Detainer	UD	7	▼	-30.0%	-3
	Interrogatory	IN	2	↔		-
	Other	OT	2	↔		-
	Protective Order	PO	2	▲	-	+2
	Abstract	AJ	1	▼	-66.7%	-2
	Admin License	AL	1	▼	-75.0%	-3
	Detinue	DT	1	▲	-	+1
	Preliminary Protective Order	PP	1	↔		-
	Show Cause	SC	1	▲	-	+1
	Bond Forfeiture	BF	0	▼	-100.0%	-2
	Impoundment	IM	0	▼	-100.0%	-1
	Tenants Assertion	TA	0	▼	-100.0%	-1
	Total			75	▼	-7.4%
Civil Commitments	Temporary Detention Order	TD	3	▲	-	+3
Total			3	▲	-	+3
GRAND TOTAL			340	▼	-11.7%	-45

Filings by Major Case Category**

Category	Summary	Change	% Change	Absolute Change	
Felony	6	▲	+20.0%	+1	
Garnishment	16	▼	-40.7%	-11	
General Civil	44	▲	+41.9%	+13	
Infraction/Civil Violation	152	▲	-30.3%	-66	
Landlord /Tenant	7	▼	-36.4%	-4	
Misdemeanor	99	▲	+35.6%	+26	
Other	13	▲	-31.6%	-6	
Protective Orders	3	▲	+200.0%	+2	
GRAND TOTAL		340	▼	-11.7%	-45

* Compared to same time period as previous year

** Case Type Categories are defined in the 2017 Virginia Judicial Workload Assessment

2024 Overall GRAND TOTAL		Distribution of Caseload		Change*		Percentage (%) of Caseload			
372	-103	Criminal	81	22%	52.8% ▲	+28	Criminal	2023	2024
		Traffic	239	64%	-34.3% ▼	-125	Traffic	11.2%	21.8%
		Civil	51	14%	-8.9% ▼	-5	Civil	76.6%	64.2%
		Civil Commitments	1	0%	-50.0% ▼	-1	Civil Commitments	11.8%	13.7%
		GRAND TOTAL	372	100%	-21.7% ▼	-103	GRAND TOTAL	0.4%	0.3%
							GRAND TOTAL	100%	100%

Filings by Division & Code



Division	Case Type Description	Code	Summary	Change	% Change	Absolute Change
Criminal	Misdemeanor	M	49	▲	+81.5%	+22
	Felony	F	27	▲	+125.0%	+15
	Show Cause	SC	4	▲	+100.0%	+2
	Capias	CA	1	▼	-83.3%	-5
	Civil Violation	CV	0	▼	-100.0%	-6
	Total			81	▲	52.8%
Traffic	Infraction	I	208	▼	-33.8%	-106
	Misdemeanor	M	31	▼	-34.0%	-16
	Capias	CA	0	▼	-100.0%	-1
	Civil Violation	CV	0	▼	-100.0%	-1
	Show Cause	SC	0	▼	-100.0%	-1
	Total			239	▼	-34.3%
Civil	Warrant in Debt	WD	16	▼	-40.7%	-11
	Garnishment	GA	14	▲	+16.7%	+2
	Unlawful Detainer	UD	13	▲	+30.0%	+3
	Other	OT	3	▲	+200.0%	+2
	Admin License	AL	2	▼	-50.0%	-2
	Detinue	DT	1	▲	-	+1
	Interrogatory	IN	1	▲	-	+1
	Preliminary Protective Order	PP	1	▼	-50.0%	-1
	Total			51	▼	-8.9%
Civil Commitments	Temporary Detention Order	TD	1	▼	-50.0%	-1
Total			1	▼	-50.0%	-1
GRAND TOTAL			372	▼	-21.7%	-103

Filings by Major Case Category**

Category	Summary	Change	% Change	Absolute Change
Felony	27	▲	+125.0%	+15
Garnishment	15	▲	+25.0%	+3
General Civil	17	▲	-39.3%	-11
Infraction/Civil Violation	208	▼	-35.2%	-113
Landlord /Tenant	13	▲	+30.0%	+3
Misdemeanor	80	▲	+8.1%	+6
Other	11	▲	-31.3%	-5
Protective Orders	1	▼	-50.0%	-1
GRAND TOTAL		372	▼	-21.7%

* Compared to same time period as previous year

** Case Type Categories are defined in the 2017 Virginia Judicial Workload Assessment

2024 Overall GRAND TOTAL		Distribution of Caseload			Change*		Percentage (%) of Caseload		
4,193	+380	Criminal	661	16%	3.4% ▲	+22	Criminal	2023	2024
		Traffic	1,883	45%	14.5% ▲	+239	Traffic	16.8%	15.8%
		Civil	1,581	38%	7.2% ▲	+106	Civil	43.1%	44.9%
		Civil Commitments	68	2%	23.6% ▲	+13	Civil Commitments	38.7%	37.7%
		GRAND TOTAL	4,193	100%	10.0% ▲	+380	GRAND TOTAL	1.4%	1.6%
							GRAND TOTAL	100%	100%

Filings by Division & Code

Division	Case Type Description	Code	Summary	Change	% Change	Absolute Change
Criminal	Misdemeanor	M	404	▲	+8.3%	+31
	Felony	F	175	▼	-2.2%	-4
	Capias	CA	63	▲	+10.5%	+6
	Civil Violation	CV	11	▼	-42.1%	-8
	Show Cause	SC	8	▼	-27.3%	-3
	Total			661	▲	3.4%
Traffic	Infraction	I	1,441	▲	+25.0%	+288
	Misdemeanor	M	419	▼	-12.0%	-57
	Capias	CA	14	▲	+250.0%	+10
	Felony	F	9	↔		-
	Show Cause	SC	0	▼	-100.0%	-2
	Total			1,883	▲	14.5%
Civil	Warrant in Debt	WD	738	▲	+11.0%	+73
	Garnishment	GA	395	▲	+4.8%	+18
	Unlawful Detainer	UD	254	▲	+14.9%	+33
	Other	OT	31	▲	+19.2%	+5
	Show Cause	SC	28	▲	+180.0%	+18
	Detinue	DT	24	▲	+20.0%	+4
	Preliminary Protective Order	PP	24	▼	-31.4%	-11
	Admin License	AL	22	▼	-29.0%	-9
	Protective Order	PO	18	▼	-37.9%	-11
	Motion for Judgment	MJ	13	▲	+225.0%	+9
	Abstract	AJ	12	▼	-52.0%	-13
	Interrogatory	IN	12	▲	+200.0%	+8
	Impoundment	IM	4	▼	-80.0%	-16
	Capias	CA	2	▲	+100.0%	+1
	Bond Forfeiture	BF	1	▼	-50.0%	-1
	Counter Claim	CC	1	▼	-66.7%	-2
	Petition-Restore Arms	PR	1	▲	-	+1
	Tenants Assertion	TA	1	▼	-50.0%	-1
Total			1,581	▲	7.2%	+106
Civil Commitments	Temporary Detention Order	TD	43	▲	+22.9%	+8
	Emergency Custody Order	EC	14	▲	+133.3%	+8
	Mental Commitment	MC	11	▼	-8.3%	-1
	Other	OT	0	▼	-100.0%	-2
	Total			68	▲	23.6%
GRAND TOTAL			4,193	▲	10.0%	+380

Filings by Major Case Category**

Category	Summary	Change	% Change	Absolute Change
Felony	184	▼	-2.1%	-4
Garnishment	407	▲	+6.8%	+26
General Civil	782	▲	+13.5%	+93
Infraction/Civil Violation	1,452	▼	+23.9%	+280
Involuntary Civil Commitments	0	▼	-100.0%	-2
Landlord /Tenant	255	▼	+14.3%	+32
Misdemeanor	823	▼	-3.1%	-26

* Compared to same time period as previous year

** Case Type Categories are defined in the 2017 Virginia Judicial Workload Assessment

Source: SCV-SQL-Information

CPSS - GCMS CASELOAD STATISTICS OF THE GENERAL DISTRICT COURTS
January 2024 thru February 2024 Filings (Compared to January 2023 thru February 2023)

Other	248	▲	+1.2%	+3
Protective Orders	42	▼	-34.4%	-22
GRAND TOTAL	4,193	▲	10.0%	+380

* Compared to same time period as previous year

** Case Type Categories are defined in the 2017 Virginia Judicial Workload Assessment
Source: SCV-SQL-Information

2024 Overall GRAND TOTAL		Distribution of Caseload			Change*		Percentage (%) of Caseload		
4,511 +365 	Criminal	906	20%	-7.8% ▼	-77	Criminal	2023	2024	
	Traffic	2,100	47%	6.9% ▲	+136	Traffic	23.7%	20.1%	
	Civil	1,493	33%	28.5% ▲	+331	Civil	47.4%	46.6%	
	Civil Commitments	12	0%	-67.6% ▼	-25	Civil Commitments	28.0%	33.1%	
	GRAND TOTAL	4,511	100%	8.8% ▲	+365	GRAND TOTAL	0.9%	0.3%	
						GRAND TOTAL	100%	100%	

Filings by Division & Code

Division	Case Type Description	Code	Summary	Change	% Change	Absolute Change
Criminal	Misdemeanor	M	495	▼	-3.1%	-16
	Felony	F	281	▼	-8.8%	-27
	Capias	CA	94	▲	+5.6%	+5
	Show Cause	SC	21	▼	-22.2%	-6
	Civil Violation	CV	15	▼	-68.8%	-33
	Total			906	▼	-7.8%
Traffic	Infraction	I	1,546	▲	+9.6%	+136
	Misdemeanor	M	509	▲	+1.8%	+9
	Felony	F	23	▼	-17.9%	-5
	Capias	CA	15	▼	-11.8%	-2
	Civil Violation	CV	5	▼	-28.6%	-2
	Show Cause	SC	2	↔		-
	Total			2,100	▲	6.9%
Civil	Warrant in Debt	WD	623	▲	+44.5%	+192
	Garnishment	GA	339	▲	+28.9%	+76
	Unlawful Detainer	UD	270	▲	+28.0%	+59
	Impoundment	IM	47	↔		-
	Other	OT	38	▲	+11.8%	+4
	Show Cause	SC	38	▼	-5.0%	-2
	Admin License	AL	34	▼	-38.2%	-21
	Bond Forfeiture	BF	29	▲	+383.3%	+23
	Preliminary Protective Order	PP	23	▲	+53.3%	+8
	Abstract	AJ	13	▼	-45.8%	-11
	Interrogatory	IN	13	▼	-31.6%	-6
	Protective Order	PO	8	▲	+60.0%	+3
	Motion for Judgment	MJ	7	▲	+250.0%	+5
	Tenants Assertion	TA	5	▲	+150.0%	+3
	Capias	CA	2	▼	-33.3%	-1
	Detinue	DT	2	▼	-60.0%	-3
	Counter Claim	CC	1	▲	-	+1
	Restricted Operators License	RL	1	▲	-	+1
Total			1,493	▲	28.5%	+331
Civil Commitments	Emergency Custody Order	EC	7	▼	-61.1%	-11
	Temporary Detention Order	TD	5	▼	-72.2%	-13
	Medical Emergency Temporary Detention Order	MT	0	▼	-100.0%	-1
	Total			12	▼	-67.6%
GRAND TOTAL			4,511	▲	8.8%	+365

Filings by Major Case Category**

Category	Summary	Change	% Change	Absolute Change
Felony	304	▼	-9.5%	-32
Garnishment	352	▼	+24.8%	+70
General Civil	650	▲	+44.8%	+201
Infraction/Civil Violation	1,566	▼	+6.9%	+101
Landlord /Tenant	275	▲	+29.1%	+62
Misdemeanor	1,005	▲	-0.6%	-6
Other	328	▲	-11.4%	-42

* Compared to same time period as previous year

** Case Type Categories are defined in the 2017 Virginia Judicial Workload Assessment

Source: SCV-SQL-Information

CPSS - GCMS CASELOAD STATISTICS OF THE GENERAL DISTRICT COURTS
January 2024 thru February 2024 Filings (Compared to January 2023 thru February 2023)



Stafford

District: 15 FIPS: 179

Protective Orders	31	▲	+55.0%	+11
GRAND TOTAL	4,511	▲	8.8%	+365

* Compared to same time period as previous year

** Case Type Categories are defined in the 2017 Virginia Judicial Workload Assessment
Source: SCV-SQL-Information

2024 Overall GRAND TOTAL		Distribution of Caseload			Change*		Percentage (%) of Caseload		
787	-159	Criminal	105	13%	43.8% ▲	+32	Criminal	2023 7.7%	2024 13.3%
		Traffic	530	67%	-28.9% ▼	-215	Traffic	78.8%	67.3%
		Civil	145	18%	19.8% ▲	+24	Civil	12.8%	18.4%
		Civil Commitments	7	1%	0.0%	0	Civil Commitments	0.7%	0.9%
		GRAND TOTAL	787	100%	-16.8% ▼	-159	GRAND TOTAL	100%	100%

Filings by Division & Code



Division	Case Type Description	Code	Summary	Change	% Change	Absolute Change
Criminal	Misdemeanor	M	72	▲	+56.5%	+26
	Felony	F	27	▲	+35.0%	+7
	Capias	CA	3	↔		-
	Civil Violation	CV	2	↔		-
	Show Cause	SC	1	▼	-50.0%	-1
	Total			105	▲	43.8%
Traffic	Infraction	I	426	▼	-34.4%	-223
	Misdemeanor	M	90	▲	+4.7%	+4
	Civil Violation	CV	4	▲	+300.0%	+3
	Felony	F	4	▲	+100.0%	+2
	Show Cause	SC	4	▼	-20.0%	-1
	Capias	CA	2	↔		-
	Total			530	▼	-28.9%
Civil	Warrant in Debt	WD	50	▲	+16.3%	+7
	Garnishment	GA	27	▼	-22.9%	-8
	Unlawful Detainer	UD	26	▲	+62.5%	+10
	Impoundment	IM	12	▲	+9.1%	+1
	Other	OT	12	▲	+71.4%	+5
	Admin License	AL	9	▲	+125.0%	+5
	Protective Order	PO	5	▲	+400.0%	+4
	Preliminary Protective Order	PP	2	▲	+100.0%	+1
	Interrogatory	IN	1	▲	-	+1
	Show Cause	SC	1	▲	-	+1
	Abstract	AJ	0	▼	-100.0%	-3
	Total			145	▲	19.8%
Civil Commitments	Temporary Detention Order	TD	7	▲	+16.7%	+1
	Emergency Custody Order	EC	0	▼	-100.0%	-1
	Total		7		0.0%	0
GRAND TOTAL			787	▼	-16.8%	-159

Filings by Major Case Category**

Category	Summary	Change	% Change	Absolute Change
Felony	31	▲	+40.9%	+9
Garnishment	28	▲	-20.0%	-7
General Civil	52	▲	+15.6%	+7
Infraction/Civil Violation	432	▲	-33.7%	-220
Landlord /Tenant	26	▲	+62.5%	+10
Misdemeanor	162	▲	+22.7%	+30
Other	49	▲	+16.7%	+7
Protective Orders	7	▲	+250.0%	+5
GRAND TOTAL		787	▼	-16.8%

* Compared to same time period as previous year

** Case Type Categories are defined in the 2017 Virginia Judicial Workload Assessment

2024 Overall GRAND TOTAL		Distribution of Caseload			Change*		Percentage (%) of Caseload		
2,583	-597	Criminal	383	15%	6.1% ▲	+22	Criminal	2023	2024
		Traffic	1,267	49%	-31.4% ▼	-579	Traffic	58.1%	49.1%
2024	2023	Civil	889	34%	-4.4% ▼	-41	Civil	29.2%	34.4%
		Civil Commitments	44	2%	2.3% ▲	+1	Civil Commitments	1.4%	1.7%
		GRAND TOTAL	2,583	100%	-18.8% ▼	-597	GRAND TOTAL	100%	100%

Filings by Division & Code

Division	Case Type Description	Code	Summary	Change	% Change	Absolute Change
Criminal	Misdemeanor	M	224	▲	+10.3%	+21
	Felony	F	69	▼	-21.6%	-19
	Show Cause	SC	47	▲	+20.5%	+8
	Capias	CA	35	▲	+40.0%	+10
	Civil Violation	CV	8	▲	+33.3%	+2
	Total			383	▲	6.1%
Traffic	Infraction	I	997	▼	-34.0%	-514
	Misdemeanor	M	247	▼	-20.6%	-64
	Capias	CA	11	▲	+22.2%	+2
	Show Cause	SC	9	▲	+12.5%	+1
	Felony	F	2	▼	-66.7%	-4
	Civil Violation	CV	1	↔	-	-
	Total			1,267	▼	-31.4%
Civil	Warrant in Debt	WD	309	▲	+4.4%	+13
	Garnishment	GA	251	▲	+37.9%	+69
	Unlawful Detainer	UD	205	▼	-16.7%	-41
	Other	OT	39	▲	+5.4%	+2
	Detinue	DT	18	▼	-73.1%	-49
	Preliminary Protective Order	PP	17	▼	-22.7%	-5
	Protective Order	PO	14	↔	-	-
	Admin License	AL	13	▼	-7.1%	-1
	Interrogatory	IN	6	▼	-62.5%	-10
	Show Cause	SC	5	▼	-66.7%	-10
	Abstract	AJ	4	▼	-33.3%	-2
	Motion for Judgment	MJ	3	▼	-25.0%	-1
	Counter Claim	CC	1	▼	-50.0%	-1
	Distress Seizure	DS	1	▲	-	+1
	Impoundment	IM	1	▼	-75.0%	-3
	Petition to Require Blood Test	BT	1	▲	-	+1
	Tenants Assertion	TA	1	▼	-50.0%	-1
	Capias	CA	0	▼	-100.0%	-2
	Petition-Restore Arms	PR	0	▼	-100.0%	-1
Total			889	▼	-4.4%	-41
Civil Commitments	Temporary Detention Order	TD	29	↔	-	-
	Emergency Custody Order	EC	15	▲	+7.1%	+1
	Total		44	▲	2.3%	+1
GRAND TOTAL			2,583	▼	-18.8%	-597

Filings by Major Case Category**

Category	Summary	Change	% Change	Absolute Change
Felony	71	▼	-24.5%	-23
Garnishment	257	▼	+29.8%	+59
General Civil	345	▲	-9.2%	-35
Infraction/Civil Violation	1,006	▼	-33.7%	-512
Landlord /Tenant	206	▼	-16.9%	-42
Misdemeanor	471	▼	-8.4%	-43
Other	196	▲	+2.1%	+4

* Compared to same time period as previous year



** Case Type Categories are defined in the 2017 Virginia Judicial Workload Assessment

CPSS - GCMS CASELOAD STATISTICS OF THE GENERAL DISTRICT COURTS
January 2024 thru February 2024 Filings (Compared to January 2023 thru February 2023)

Protective Orders	31	▼	-13.9%	-5
GRAND TOTAL	2,583	▼	-18.8%	-597

* Compared to same time period as previous year

** Case Type Categories are defined in the 2017 Virginia Judicial Workload Assessment
Source: SCV-SQL-Information

2024 Overall GRAND TOTAL		Distribution of Caseload			Change*		Percentage (%) of Caseload		
1,145	-29	Criminal	266	23%	1.9% ▲	+5	Criminal	2023	2024
		Traffic	358	31%	-11.4% ▼	-46	Traffic	22.2%	23.2%
		Civil	386	34%	5.5% ▲	+20	Civil	34.4%	31.3%
		Civil Commitments	135	12%	-5.6% ▼	-8	Civil Commitments	31.2%	33.7%
		GRAND TOTAL	1,145	100%	-2.5% ▼	-29	GRAND TOTAL	100%	100%

Filings by Division & Code

Division	Case Type Description	Code	Summary	Change	% Change	Absolute Change
Criminal	Misdemeanor	M	140	▲	+4.5%	+6
	Felony	F	49	▼	-9.3%	-5
	Capias	CA	37	▼	-14.0%	-6
	Show Cause	SC	35	▲	+66.7%	+14
	Civil Violation	CV	5	▼	-44.4%	-4
	Total			266	▲	1.9%
Traffic	Infraction	I	297	▼	-10.3%	-34
	Misdemeanor	M	49	▼	-29.0%	-20
	Show Cause	SC	9	▲	+800.0%	+8
	Capias	CA	3	↔		-
	Total			358	▼	-11.4%
Civil	Warrant in Debt	WD	158	▲	+26.4%	+33
	Garnishment	GA	100	▲	+33.3%	+25
	Unlawful Detainer	UD	49	▼	-36.4%	-28
	Other	OT	33	▼	-17.5%	-7
	Protective Order	PO	15	▲	+87.5%	+7
	Preliminary Protective Order	PP	12	▼	-7.7%	-1
	Motion for Judgment	MJ	4	▲	+100.0%	+2
	Show Cause	SC	4	▼	-33.3%	-2
	Impoundment	IM	3	▲	-	+3
	Interrogatory	IN	3	▼	-25.0%	-1
	Admin License	AL	2	▼	-77.8%	-7
	Abstract	AJ	1	↔		-
	Detinue	DT	1	▼	-75.0%	-3
	Detinue Seizure	DZ	1	▲	-	+1
	Counter Claim	CC	0	▼	-100.0%	-2
Total			386	▲	5.5%	+20
Civil Commitments	Mental Commitment	MC	52	▲	+26.8%	+11
	Temporary Detention Order	TD	35	▼	-22.2%	-10
	Emergency Custody Order	EC	29	▼	-17.1%	-6
	Other	OT	18	▼	-14.3%	-3
	Medical Emergency Temporary Detention Order	MT	1	↔		-
Total			135	▼	-5.6%	-8
GRAND TOTAL			1,145	▼	-2.5%	-29

Filings by Major Case Category**

Category	Summary	Change	% Change	Absolute Change
Felony	49	▼	-9.3%	-5
Garnishment	103	▲	+30.4%	+24
General Civil	177	▲	+22.9%	+33
Infraction/Civil Violation	302	▼	-11.2%	-38
Involuntary Civil Commitments	18	▼	-14.3%	-3
Landlord /Tenant	49	▼	-36.4%	-28
Misdemeanor	189	▼	-6.9%	-14
Other	231	▲	-1.7%	-4
Protective Orders	27	▲	+28.6%	+6

* Compared to same time period as previous year



** Case Type Categories are defined in the 2017 Virginia Judicial Workload Assessment

Source: SCV-SQL-Information

<i>GRAND TOTAL</i>	1,145	▼	-2.5%	-29
---------------------------	--------------	---	-------	-----

* Compared to same time period as previous year

** Case Type Categories are defined in the 2017 Virginia Judicial Workload Assessment
Source: SCV-SQL-Information

2024 Overall GRAND TOTAL		Distribution of Caseload			Change*		Percentage (%) of Caseload			
1,976	-192	Criminal	256	13%	-30.2%	▼	-111	Criminal	2023 16.9%	2024 13.0%
		Traffic	1,150	58%	-14.7%	▼	-198	Traffic	62.2%	58.2%
		Civil	565	29%	27.0%	▲	+120	Civil	20.5%	28.6%
		Civil Commitments	5	0%	-37.5%	▼	-3	Civil Commitments	0.4%	0.3%
		GRAND TOTAL	1,976	100%	-8.9%	▼	-192	GRAND TOTAL	100%	100%

Filings by Division & Code

Division	Case Type Description	Code	Summary	Change	% Change	Absolute Change
Criminal	Misdemeanor	M	144	▼	-23.0%	-43
	Felony	F	59	▼	-44.9%	-48
	Capias	CA	28	↔		-
	Show Cause	SC	23	▼	-30.3%	-10
	Civil Violation	CV	2	▼	-83.3%	-10
	Total			256	▼	-30.2%
Traffic	Infraction	I	722	▼	-14.9%	-126
	Misdemeanor	M	368	▼	-4.4%	-17
	Show Cause	SC	28	▼	-56.3%	-36
	Capias	CA	19	▼	-51.3%	-20
	Felony	F	10	▲	+100.0%	+5
	Civil Violation	CV	3	▼	-40.0%	-2
	Restricted Operators License	RL	0	▼	-100.0%	-2
	Total			1,150	▼	-14.7%
Civil	Warrant in Debt	WD	245	▲	+59.1%	+91
	Garnishment	GA	145	▼	-8.2%	-13
	Unlawful Detainer	UD	82	▲	+60.8%	+31
	Other	OT	17	▲	+70.0%	+7
	Impoundment	IM	13	▲	+8.3%	+1
	Detinue	DT	11	▼	-31.3%	-5
	Protective Order	PO	11	▲	+83.3%	+5
	Preliminary Protective Order	PP	10	▲	+66.7%	+4
	Admin License	AL	8	▲	+33.3%	+2
	Abstract	AJ	6	▲	+100.0%	+3
	Show Cause	SC	6	▼	-40.0%	-4
	Interrogatory	IN	5	▲	+25.0%	+1
	Bond Forfeiture	BF	4	▼	-20.0%	-1
	Overweight	OC	1	▲	-	+1
	Petition-Restore Arms	PR	1	↔		-
	Counter Claim	CC	0	▼	-100.0%	-1
	Motion for Judgment	MJ	0	▼	-100.0%	-2
Total			565	▲	27.0%	+120
Civil Commitments	Temporary Detention Order	TD	5	▼	-28.6%	-2
	Emergency Custody Order	EC	0	▼	-100.0%	-1
	Total			5	▼	-37.5%
GRAND TOTAL			1,976	▼	-8.9%	-192

Filings by Major Case Category**

Category	Summary	Change	% Change	Absolute Change
Felony	69	▲	-38.4%	-43
Garnishment	150	▲	-7.4%	-12
General Civil	261	▲	+50.0%	+87
Infraction/Civil Violation	728	▲	-15.8%	-137
Landlord /Tenant	82	▲	+60.8%	+31
Misdemeanor	512	▼	-10.8%	-62
Other	153	▼	-29.8%	-65
Protective Orders	21	▲	+75.0%	+9

* Compared to same time period as previous year



** Case Type Categories are defined in the 2017 Virginia Judicial Workload Assessment

CPSS - GCMS CASELOAD STATISTICS OF THE GENERAL DISTRICT COURTS
January 2024 thru February 2024 Filings (Compared to January 2023 thru February 2023)

<i>GRAND TOTAL</i>	1,976	▼	-8.9%	-192
---------------------------	--------------	---	-------	------

* Compared to same time period as previous year

** Case Type Categories are defined in the 2017 Virginia Judicial Workload Assessment
Source: SCV-SQL-Information

2024 Overall GRAND TOTAL		Distribution of Caseload		Change*		Percentage (%) of Caseload			
669	-92	Criminal	81	12%	-1.2% ▼	-1	Criminal	2023	2024
		Traffic	438	65%	-18.1% ▼	-97	Traffic	10.8%	12.1%
		Civil	141	21%	4.4% ▲	+6	Civil	70.3%	65.5%
		Civil Commitments	9	1%	0.0%	0	Civil Commitments	17.7%	21.1%
		GRAND TOTAL	669	100%	-12.1% ▼	-92	GRAND TOTAL	100%	100%

Filings by Division & Code


Division	Case Type Description	Code	Summary	Change	% Change	Absolute Change
Criminal	Misdemeanor	M	54	▲	+35.0%	+14
	Felony	F	11	▼	-8.3%	-1
	Show Cause	SC	11	▼	-42.1%	-8
	Capias	CA	4	▲	+33.3%	+1
	Civil Violation	CV	1	▼	-87.5%	-7
	Total			81	▼	-1.2%
Traffic	Infraction	I	328	▼	-23.7%	-102
	Misdemeanor	M	94	▲	+5.6%	+5
	Capias	CA	8	▲	+100.0%	+4
	Show Cause	SC	8	▼	-27.3%	-3
	Felony	F	0	▼	-100.0%	-1
	Total			438	▼	-18.1%
Civil	Warrant in Debt	WD	59	▲	+25.5%	+12
	Garnishment	GA	44	▲	+10.0%	+4
	Impoundment	IM	17	▼	-15.0%	-3
	Preliminary Protective Order	PP	6	▲	+200.0%	+4
	Other	OT	4	▼	-55.6%	-5
	Unlawful Detainer	UD	4	▼	-33.3%	-2
	Interrogatory	IN	2	▼	-50.0%	-2
	Show Cause	SC	2	▲	+100.0%	+1
	Admin License	AL	1	▲	-	+1
	Detinue	DT	1	▲	-	+1
	Motion for Judgment	MJ	1	▲	-	+1
	Protective Order	PO	0	▼	-100.0%	-5
	Tenants Assertion	TA	0	▼	-100.0%	-1
	Total			141	▲	4.4%
Civil Commitments	Temporary Detention Order	TD	6	↔	-	-
	Mental Commitment	MC	2	▲	+100.0%	+1
	Emergency Custody Order	EC	1	▼	-50.0%	-1
	Total			9		0.0%
GRAND TOTAL			669	▼	-12.1%	-92

Filings by Major Case Category**

Category	Summary	Change	% Change	Absolute Change
Felony	11	▼	-15.4%	-2
Garnishment	46	▼	+4.5%	+2
General Civil	62	▲	+21.6%	+11
Infraction/Civil Violation	329	▼	-24.9%	-109
Landlord /Tenant	4	▼	-42.9%	-3
Misdemeanor	148	▲	+14.7%	+19
Other	63	▲	-12.5%	-9
Protective Orders	6	▲	-14.3%	-1
GRAND TOTAL	669	▼	-12.1%	-92

* Compared to same time period as previous year

** Case Type Categories are defined in the 2017 Virginia Judicial Workload Assessment
 Source: SCV-SQL-Information

2024 Overall GRAND TOTAL		Distribution of Caseload			Change*		Percentage (%) of Caseload		
984 +75 	Criminal	94	10%	17.5% ▲	+14	Criminal	2023: 8.8%	2024: 9.6%	
	Traffic	762	77%	4.5% ▲	+33	Traffic	80.2%	77.4%	
	Civil	125	13%	25.0% ▲	+25	Civil	11.0%	12.7%	
	Civil Commitments	3	0%	- ▲	+3	Civil Commitments	0.0%	0.3%	
	GRAND TOTAL	984	100%	8.3% ▲	+75	GRAND TOTAL	100%	100%	

Filings by Division & Code

Division	Case Type Description	Code	Summary	Change	% Change	Absolute Change
Criminal	Misdemeanor	M	59	↔		-
	Felony	F	21	▲	+162.5%	+13
	Show Cause	SC	6	▲	+100.0%	+3
	Civil Violation	CV	5	↔		-
	Capias	CA	3	▼	-40.0%	-2
	Total			94	▲	17.5%
Traffic	Infraction	I	595	▲	+8.4%	+46
	Misdemeanor	M	161	▼	-9.0%	-16
	Show Cause	SC	2	▲	-	+2
	Capias	CA	1	▲	-	+1
	Civil Violation	CV	1	▲	-	+1
	Felony	F	1	▼	-66.7%	-2
	Other	O	1	▲	-	+1
	Total			762	▲	4.5%
Civil	Warrant in Debt	WD	72	▲	+111.8%	+38
	Garnishment	GA	24	▼	-11.1%	-3
	Admin License	AL	13	▼	-23.5%	-4
	Unlawful Detainer	UD	7	▲	+16.7%	+1
	Impoundment	IM	4	▲	+33.3%	+1
	Other	OT	3	▼	-57.1%	-4
	Motion for Judgment	MJ	2	▲	+100.0%	+1
	Counter Claim	CC	0	▼	-100.0%	-1
	Detinue	DT	0	▼	-100.0%	-1
	Interrogatory	IN	0	▼	-100.0%	-1
	Preliminary Protective Order	PP	0	▼	-100.0%	-2
Total			125	▲	25.0%	+25
Civil Commitments	Temporary Detention Order	TD	2	▲	-	+2
	Emergency Custody Order	EC	1	▲	-	+1
	Total		3	▲	-	+3
GRAND TOTAL			984	▲	8.3%	+75

Filings by Major Case Category**

Category	Summary	Change	% Change	Absolute Change
Felony	22	▲	+100.0%	+11
Garnishment	24	▼	-14.3%	-4
General Civil	75	▲	+102.7%	+38
Infraction/Civil Violation	602	▲	+8.7%	+48
Landlord /Tenant	7	▲	+16.7%	+1
Misdemeanor	220	▼	-6.8%	-16
Other	34	▲	-2.9%	-1
Protective Orders	0	▼	-100.0%	-2
GRAND TOTAL	984	▲	8.3%	+75

* Compared to same time period as previous year

** Case Type Categories are defined in the 2017 Virginia Judicial Workload Assessment

2024 Overall GRAND TOTAL		Distribution of Caseload			Change*		Percentage (%) of Caseload		
1,187 +635 	Criminal	96	8%	-17.9% ▼	-21	Criminal	2023	2024	
	Traffic	926	78%	201.6% ▲	+619	Traffic	21.2%	8.1%	
	Civil	156	13%	31.1% ▲	+37	Civil	55.6%	78.0%	
	Civil Commitments	9	1%	0.0%	0	Civil Commitments	21.6%	13.1%	
	GRAND TOTAL	1,187	100%	115.0% ▲	+635	GRAND TOTAL	1.6%	0.8%	
						GRAND TOTAL	100%	100%	

Filings by Division & Code


Division	Case Type Description	Code	Summary	Change	% Change	Absolute Change
Criminal	Misdemeanor	M	53	▼	-26.4%	-19
	Felony	F	26	▼	-7.1%	-2
	Civil Violation	CV	8	▲	+60.0%	+3
	Capias	CA	5	↔	-	-
	Show Cause	SC	4	▼	-33.3%	-2
	Restricted Operators License	RL	0	▼	-100.0%	-1
	Total			96	▼	-17.9%
Traffic	Infraction	I	812	▲	+245.5%	+577
	Misdemeanor	M	111	▲	+65.7%	+44
	Felony	F	2	▼	-33.3%	-1
	Show Cause	SC	1	▲	-	+1
	Capias	CA	0	▼	-100.0%	-1
	Restricted Operators License	RL	0	▼	-100.0%	-1
	Total			926	▲	201.6%
Civil	Warrant in Debt	WD	65	▲	+51.2%	+22
	Garnishment	GA	35	▼	-16.7%	-7
	Unlawful Detainer	UD	19	▲	+111.1%	+10
	Admin License	AL	11	↔	-	-
	Other	OT	9	▲	+200.0%	+6
	Show Cause	SC	5	▲	+400.0%	+4
	Abstract	AJ	3	↔	-	-
	Preliminary Protective Order	PP	3	▲	+50.0%	+1
	Impoundment	IM	2	▲	+100.0%	+1
	Interrogatory	IN	1	↔	-	-
	Motion for Judgment	MJ	1	↔	-	-
	Protective Order	PO	1	↔	-	-
	Zoning Violation	ZO	1	▲	-	+1
	Counter Claim	CC	0	▼	-100.0%	-1
Total			156	▲	31.1%	+37
Civil Commitments	Temporary Detention Order	TD	6	▼	-33.3%	-3
	Emergency Custody Order	EC	3	▲	-	+3
Total			9		0.0%	0
GRAND TOTAL			1,187	▲	115.0%	+635

Filings by Major Case Category**

Category	Summary	Change	% Change	Absolute Change
Felony	28	▼	-9.7%	-3
Garnishment	36	▼	-16.3%	-7
General Civil	70	▲	+59.1%	+26
Infraction/Civil Violation	820	▲	+241.7%	+580
Landlord /Tenant	19	▲	+111.1%	+10
Misdemeanor	165	▲	+17.0%	+24
Other	45	▲	+9.8%	+4
Protective Orders	4	▲	+33.3%	+1
GRAND TOTAL	1,187	▲	115.0%	+635

* Compared to same time period as previous year

** Case Type Categories are defined in the 2017 Virginia Judicial Workload Assessment
 Source: SCV-SQL-Information

2024 Overall GRAND TOTAL		Distribution of Caseload			Change*		Percentage (%) of Caseload		
1,346	+187	Criminal	255	19%	23.2% ▲	+48	Criminal	2023	2024
		Traffic	738	55%	3.5% ▲	+25	Traffic	61.5%	54.8%
		Civil	338	25%	46.3% ▲	+107	Civil	19.9%	25.1%
		Civil Commitments	15	1%	87.5% ▲	+7	Civil Commitments	0.7%	1.1%
		GRAND TOTAL	1,346	100%	16.1% ▲	+187	GRAND TOTAL	100%	100%

Filings by Division & Code

Division	Case Type Description	Code	Summary	Change	% Change	Absolute Change
Criminal	Misdemeanor	M	143	▲	+120.0%	+78
	Felony	F	77	▼	-34.2%	-40
	Capias	CA	14	▲	+27.3%	+3
	Civil Violation	CV	14	▲	+40.0%	+4
	Show Cause	SC	7	▲	+75.0%	+3
	Total			255	▲	23.2%
Traffic	Infraction	I	617	▲	+10.2%	+57
	Misdemeanor	M	117	▼	-20.9%	-31
	Show Cause	SC	2	↔	-	-
	Capias	CA	1	▲	-	+1
	Felony	F	1	▼	-50.0%	-1
	Civil Violation	CV	0	▼	-100.0%	-1
	Total			738	▲	3.5%
Civil	Warrant in Debt	WD	152	▲	+61.7%	+58
	Garnishment	GA	71	▲	+18.3%	+11
	Impoundment	IM	44	▲	+109.5%	+23
	Unlawful Detainer	UD	26	▲	+52.9%	+9
	Other	OT	15	▲	+25.0%	+3
	Admin License	AL	10	▲	+100.0%	+5
	Preliminary Protective Order	PP	4	▼	-50.0%	-4
	Protective Order	PO	3	▼	-25.0%	-1
	Show Cause	SC	3	▲	-	+3
	Abstract	AJ	2	▼	-50.0%	-2
	Counter Claim	CC	2	▲	-	+2
	Interrogatory	IN	2	▲	+100.0%	+1
	Motion for Judgment	MJ	2	▼	-33.3%	-1
	Detinue	DT	1	↔	-	-
	Tenants Assertion	TA	1	▲	-	+1
	Overweight	OC	0	▼	-100.0%	-1
	Total			338	▲	46.3%
Civil Commitments	Temporary Detention Order	TD	15	▲	+150.0%	+9
	Emergency Custody Order	EC	0	▼	-100.0%	-2
	Total		15	▲	87.5%	+7
GRAND TOTAL			1,346	▲	16.1%	+187

Filings by Major Case Category**



Category	Summary	Change	% Change	Absolute Change
Felony	78	▼	-34.5%	-41
Garnishment	73	▲	+19.7%	+12
General Civil	159	▲	+57.4%	+58
Infraction/Civil Violation	631	▼	+10.3%	+59
Landlord /Tenant	27	▲	+58.8%	+10
Misdemeanor	260	▲	+22.1%	+47
Other	111	▲	+73.4%	+47
Protective Orders	7	▼	-41.7%	-5
GRAND TOTAL	1,346	▲	16.1%	+187

* Compared to same time period as previous year

** Case Type Categories are defined in the 2017 Virginia Judicial Workload Assessment
 Source: SCV-SQL-Information

* Compared to same time period as previous year

** Case Type Categories are defined in the 2017 Virginia Judicial Workload Assessment
Source: SCV-SQL-Information

2024 Overall GRAND TOTAL		Distribution of Caseload			Change*		Percentage (%) of Caseload		
824	+280	Criminal	42	5%	35.5% ▲	+11	Criminal	2023	2024
		Traffic	726	88%	62.8% ▲	+280	Traffic	5.7%	5.1%
		Civil	56	7%	-13.8% ▼	-9	Civil	82.0%	88.1%
		Civil Commitments	0	0%	-100.0% ▼	-2	Civil Commitments	11.9%	6.8%
		GRAND TOTAL	824	100%	51.5% ▲	+280	GRAND TOTAL	0.4%	0.0%
							GRAND TOTAL	100%	100%

Filings by Division & Code



Division	Case Type Description	Code	Summary	Change	% Change	Absolute Change
Criminal	Misdemeanor	M	22	▲	+29.4%	+5
	Felony	F	14	▲	+180.0%	+9
	Civil Violation	CV	6	▲	+200.0%	+4
	Capias	CA	0	▼	-100.0%	-4
	Show Cause	SC	0	▼	-100.0%	-3
	Total			42	▲	35.5%
Traffic	Infraction	I	595	▲	+54.5%	+210
	Misdemeanor	M	120	▲	+103.4%	+61
	Capias	CA	4	▲	+100.0%	+2
	Show Cause	SC	4	▲	-	+4
	Felony	F	2	▲	-	+2
	Civil Violation	CV	1	▲	-	+1
	Total			726	▲	62.8%
Civil	Warrant in Debt	WD	22	▼	-38.9%	-14
	Garnishment	GA	19	▲	+26.7%	+4
	Preliminary Protective Order	PP	4	▲	-	+4
	Admin License	AL	3	▼	-40.0%	-2
	Counter Claim	CC	3	▲	-	+3
	Protective Order	PO	2	▲	-	+2
	Unlawful Detainer	UD	2	▲	+100.0%	+1
	Overweight	OC	1	▲	-	+1
	Capias	CA	0	▼	-100.0%	-2
	Impoundment	IM	0	▼	-100.0%	-1
	Interrogatory	IN	0	▼	-100.0%	-4
	Other	OT	0	▼	-100.0%	-1
	Total			56	▼	-13.8%
Civil Commitments	Temporary Detention Order	TD	0	▼	-100.0%	-2
Total			0	▼	-100.0%	-2
GRAND TOTAL			824	▲	51.5%	+280

Filings by Major Case Category**

Category	Summary	Change	% Change	Absolute Change	
Felony	16	▲	+220.0%	+11	
Garnishment	19	▼	-	0	
General Civil	22	▼	-40.5%	-15	
Infraction/Civil Violation	603	▲	+55.8%	+216	
Landlord /Tenant	2	▲	+100.0%	+1	
Misdemeanor	142	▲	+86.8%	+66	
Other	14	▲	-26.3%	-5	
Protective Orders	6	▲	-	+6	
GRAND TOTAL		824	▲	51.5%	+280

* Compared to same time period as previous year

** Case Type Categories are defined in the 2017 Virginia Judicial Workload Assessment
 Source: SCV-SQL-Information

2024 Overall GRAND TOTAL		Distribution of Caseload			Change*		Percentage (%) of Caseload		
1,447	+243	Criminal	134	9%	-15.2% ▼	-24	Criminal	2023	2024
		Traffic	843	58%	10.1% ▲	+77	Traffic	13.1%	9.3%
		Civil	452	31%	66.8% ▲	+181	Civil	63.6%	58.3%
		Civil Commitments	18	1%	100.0% ▲	+9	Civil Commitments	22.5%	31.2%
		GRAND TOTAL	1,447	100%	20.2% ▲	+243	GRAND TOTAL	100%	100%

Filings by Division & Code


Division	Case Type Description	Code	Summary	Change	% Change	Absolute Change
Criminal	Misdemeanor	M	71	▼	-17.4%	-15
	Felony	F	43	▲	+48.3%	+14
	Show Cause	SC	13	▼	-7.1%	-1
	Capias	CA	7	▼	-61.1%	-11
	Civil Violation	CV	0	▼	-100.0%	-11
	Total			134	▼	-15.2%
Traffic	Infraction	I	614	▲	+5.7%	+33
	Misdemeanor	M	164	▲	+16.3%	+23
	Other	O	61	▲	+74.3%	+26
	Felony	F	3	▼	-40.0%	-2
	Show Cause	SC	1	▼	-50.0%	-1
	Capias	CA	0	▼	-100.0%	-2
	Total			843	▲	10.1%
Civil	Warrant in Debt	WD	251	▲	+151.0%	+151
	Garnishment	GA	93	▲	+8.1%	+7
	Unlawful Detainer	UD	42	▲	+27.3%	+9
	Detinue	DT	14	▲	+100.0%	+7
	Other	OT	11	▼	+22.2%	+2
	Admin License	AL	8	↔		-
	Impoundment	IM	8	▼	-20.0%	-2
	Preliminary Protective Order	PP	8	▲	+166.7%	+5
	Protective Order	PO	7	▲	+40.0%	+2
	Show Cause	SC	4	↔		-
	Interrogatory	IN	3	▲	-	+3
	Motion for Judgment	MJ	2	▲	-	+2
	Abstract	AJ	1	▼	-83.3%	-5
	Total			452	▲	66.8%
Civil Commitments	Temporary Detention Order	TD	17	▲	+112.5%	+9
	Emergency Custody Order	EC	1	↔		-
	Total		18	▲	100.0%	+9
GRAND TOTAL			1,447	▲	20.2%	+243

Filings by Major Case Category**

Category	Summary	Change	% Change	Absolute Change
Felony	46	▲	+35.3%	+12
Garnishment	96	▲	+11.6%	+10
General Civil	267	▲	+145.0%	+158
Infraction/Civil Violation	675	▼	+7.7%	+48
Landlord /Tenant	42	▲	+27.3%	+9
Misdemeanor	235	▼	+3.5%	+8
Other	71	▼	-11.3%	-9
Protective Orders	15	▲	+87.5%	+7
GRAND TOTAL	1,447	▲	20.2%	+243

* Compared to same time period as previous year

** Case Type Categories are defined in the 2017 Virginia Judicial Workload Assessment
 Source: SCV-SQL-Information

2024 Overall GRAND TOTAL		Distribution of Caseload			Change*		Percentage (%) of Caseload		
6,718 +607 		Criminal	1,245	19%	41.6% ▲	+366	Criminal	2023: 14.4%	2024: 18.5%
		Traffic	4,159	62%	-0.1% ▼	-5	Traffic	68.1%	61.9%
		Civil	1,205	18%	25.7% ▲	+246	Civil	15.7%	17.9%
		Civil Commitments	109	2%	0.0%	0	Civil Commitments	1.8%	1.6%
		GRAND TOTAL	6,718	100%	9.9% ▲	+607	GRAND TOTAL	100%	100%

Filings by Division & Code

Division	Case Type Description	Code	Summary	Change	% Change	Absolute Change
Criminal	Misdemeanor	M	606	▲	+34.1%	+154
	Felony	F	386	▲	+38.4%	+107
	Capias	CA	142	▲	+18.3%	+22
	Civil Violation	CV	79	▲	+1,480.0%	+74
	Show Cause	SC	32	▲	+39.1%	+9
	Total			1,245	▲	41.6%
Traffic	Infraction	I	3,499	▲	+2.6%	+89
	Misdemeanor	M	496	▼	-17.3%	-104
	Other	O	99	▲	+35.6%	+26
	Show Cause	SC	22	↔		-
	Felony	F	18	▲	+38.5%	+5
	Capias	CA	16	▼	-40.7%	-11
	Civil Violation	CV	9	▼	-52.6%	-10
Total			4,159	▼	-0.1%	-5
Civil	Unlawful Detainer	UD	503	▲	+46.6%	+160
	Warrant in Debt	WD	307	▲	+5.5%	+16
	Garnishment	GA	232	▲	+55.7%	+83
	Admin License	AL	44	▼	-31.3%	-20
	Motion for Judgment	MJ	24	▲	-	+24
	Protective Order	PO	23	▼	-20.7%	-6
	Preliminary Protective Order	PP	20	▼	-28.6%	-8
	Other	OT	17	▲	+13.3%	+2
	Show Cause	SC	10	↔		-
	Interrogatory	IN	9	▲	+125.0%	+5
	Impoundment	IM	8	▼	-38.5%	-5
	Counter Claim	CC	3	↔		-
	Petition-Restore Arms	PR	2	▲	-	+2
	Tenants Assertion	TA	2	▼	-66.7%	-4
	Bond Forfeiture	BF	1	▼	-50.0%	-1
	Detinue	DT	0	▼	-100.0%	-2
Total			1,205	▲	25.7%	+246
Civil Commitments	Mental Commitment	MC	62	▲	+14.8%	+8
	Temporary Detention Order	TD	16	▼	-33.3%	-8
	Emergency Custody Order	EC	12	▼	-33.3%	-6
	Other	OT	12	↔		-
	Petition	PT	7	▲	-	+7
	Medical Emergency Temporary Detention Order	MT	0	▼	-100.0%	-1
Total			109		0.0%	0
GRAND TOTAL			6,718	▲	9.9%	+607

Filings by Major Case Category**

Category	Summary	Change	% Change	Absolute Change
Felony	404	▲	+38.4%	+112
Garnishment	241	▲	+57.5%	+88
General Civil	338	▲	+14.6%	+43
Infraction/Civil Violation	3,686	▲	+5.1%	+179
Involuntary Civil Commitments	19	▲	+58.3%	+7
Landlord /Tenant	505	▼	+44.7%	+156

* Compared to same time period as previous year

** Case Type Categories are defined in the 2017 Virginia Judicial Workload Assessment

CPSS - GCMS CASELOAD STATISTICS OF THE GENERAL DISTRICT COURTS
 January 2024 thru February 2024 Filings (Compared to January 2023 thru February 2023)

Arlington

District: 17 FIPS: 013

Misdemeanor	1,102	▲	+4.8%	+50
Other	380	▼	-3.6%	-14
Protective Orders	43	▼	-24.6%	-14
GRAND TOTAL	6,718	▲	9.9%	+607

* Compared to same time period as previous year

** Case Type Categories are defined in the 2017 Virginia Judicial Workload Assessment
 Source: SCV-SQL-Information

2024 Overall GRAND TOTAL		Distribution of Caseload			Change*		Percentage (%) of Caseload		
277	-56	Criminal	60	22%	87.5% ▲	+28	Criminal	2023 9.6%	2024 21.7%
2024		Traffic	169	61%	-35.7% ▼	-94	Traffic	79.0%	61.0%
2023		Civil	48	17%	26.3% ▲	+10	Civil	11.4%	17.3%
		GRAND TOTAL	277	100%	-16.8% ▼	-56	GRAND TOTAL	100%	100%

Filings by Division & Code



Division	Case Type Description	Code	Summary	Change	% Change	Absolute Change
Criminal	Misdemeanor	M	36	▲	+157.1%	+22
	Capias	CA	13	▲	+116.7%	+7
	Felony	F	9	↔		-
	Show Cause	SC	2	▼	-33.3%	-1
	Total		60	▲	87.5%	+28
Traffic	Infraction	I	130	▼	-44.0%	-102
	Misdemeanor	M	26	▲	+73.3%	+11
	Other	O	10	▼	-37.5%	-6
	Show Cause	SC	2	▲	-	+2
	Capias	CA	1	▲	-	+1
	Total		169	▼	-35.7%	-94
Civil	Unlawful Detainer	UD	26	▲	+271.4%	+19
	Warrant in Debt	WD	13	↔		-
	Garnishment	GA	6	▼	-50.0%	-6
	Admin License	AL	2	▼	-50.0%	-2
	Counter Claim	CC	1	▲	-	+1
	Interrogatory	IN	0	▼	-100.0%	-1
	Petition-Restore Arms	PR	0	▼	-100.0%	-1
	Total		48	▲	26.3%	+10
GRAND TOTAL			277	▼	-16.8%	-56

Filings by Major Case Category**

Category	Summary	Change	% Change	Absolute Change
Felony	9	↔		0
Garnishment	6	▼	-53.8%	-7
General Civil	13	▼	-7.1%	-1
Infraction/Civil Violation	140	▼	-43.5%	-108
Landlord /Tenant	26	▲	+271.4%	+19
Misdemeanor	62	▲	+113.8%	+33
Other	21	▲	+61.5%	+8
GRAND TOTAL		277	▼	-16.8%

* Compared to same time period as previous year

** Case Type Categories are defined in the 2017 Virginia Judicial Workload Assessment
 Source: SCV-SQL-Information

2024 Overall GRAND TOTAL		Distribution of Caseload			Change*		Percentage (%) of Caseload		
3,539	-80	Criminal	730	21%	34.7% ▲	+188	Criminal	2023	2024
		Traffic	1,136	32%	-28.2% ▼	-447	Traffic	15.0%	20.6%
2024 		Civil	1,546	44%	14.9% ▲	+201	Civil	43.7%	32.1%
2023 		Civil Commitments	127	4%	-14.8% ▼	-22	Civil Commitments	37.2%	43.7%
		GRAND TOTAL	3,539	100%	-2.2% ▼	-80	GRAND TOTAL	4.1%	3.6%
							GRAND TOTAL	100%	100%

Filings by Division & Code

Division	Case Type Description	Code	Summary	Change	% Change	Absolute Change
Criminal	Misdemeanor	M	466	▲	+48.9%	+153
	Felony	F	178	▲	+12.7%	+20
	Capias	CA	54	▲	+92.9%	+26
	Show Cause	SC	25	▼	-35.9%	-14
	Civil Violation	CV	7	▲	+75.0%	+3
	Total			730	▲	34.7%
Traffic	Infraction	I	738	▼	-29.0%	-302
	Misdemeanor	M	225	▼	-9.3%	-23
	Other	O	142	▼	-46.6%	-124
	Felony	F	11	▲	+83.3%	+5
	Show Cause	SC	8	▼	-60.0%	-12
	Capias	CA	6	▲	+200.0%	+4
	Civil Violation	CV	6	▲	+500.0%	+5
Total			1,136	▼	-28.2%	-447
Civil	Unlawful Detainer	UD	866	▲	+34.9%	+224
	Warrant in Debt	WD	347	▼	-8.4%	-32
	Garnishment	GA	172	▼	-3.9%	-7
	Other	OT	45	▼	+4.7%	+2
	Preliminary Protective Order	PP	39	▲	+30.0%	+9
	Protective Order	PO	33	▲	+6.5%	+2
	Bond Forfeiture	BF	19	▲	+35.7%	+5
	Interrogatory	IN	11	▲	+37.5%	+3
	Motion for Judgment	MJ	4	▲	+33.3%	+1
	Admin License	AL	3	▼	-25.0%	-1
	Counter Claim	CC	3	▼	-25.0%	-1
	Abstract	AJ	2	▲	+100.0%	+1
	Detinue	DT	1	▲	-	+1
	Tenants Assertion	TA	1	▼	-83.3%	-5
	Restricted Operators License	RL	0	▼	-100.0%	-1
Total			1,546	▲	14.9%	+201
Civil Commitments	Temporary Detention Order	TD	56	▼	-18.8%	-13
	Mental Commitment	MC	44	▼	-17.0%	-9
	Emergency Custody Order	EC	16	▼	-38.5%	-10
	Petition	PT	7	▲	+600.0%	+6
	Other	OT	4	▲	-	+4
Total			127	▼	-14.8%	-22
GRAND TOTAL			3,539	▼	-2.2%	-80

Filings by Major Case Category**

Category	Summary	Change	% Change	Absolute Change
Felony	189	▲	+15.2%	+25
Garnishment	183	▲	-2.1%	-4
General Civil	352	▲	-8.6%	-33
Infraction/Civil Violation	893	▲	-31.9%	-418
Involuntary Civil Commitments	11	▲	+1,000.0%	+10
Landlord /Tenant	867	▼	+33.8%	+219
Misdemeanor	691	▼	+23.0%	+129

* Compared to same time period as previous year

** Case Type Categories are defined in the 2017 Virginia Judicial Workload Assessment


Source: SCV-SQL-Information

CPSS - GCMS CASELOAD STATISTICS OF THE GENERAL DISTRICT COURTS
January 2024 thru February 2024 Filings (Compared to January 2023 thru February 2023)

Other	281	▲	-6.3%	-19
Protective Orders	72	▲	+18.0%	+11
GRAND TOTAL	3,539	▼	-2.2%	-80

* Compared to same time period as previous year

** Case Type Categories are defined in the 2017 Virginia Judicial Workload Assessment
Source: SCV-SQL-Information

2024 Overall GRAND TOTAL		Distribution of Caseload			Change*		Percentage (%) of Caseload		
35,728	+3,146	Criminal	5,211	15%	31.2% ▲	+1,238	Criminal	2023	2024
		Traffic	24,326	68%	4.5% ▲	+1,045	Traffic	71.5%	68.1%
2024		Civil	5,482	15%	14.3% ▲	+686	Civil	14.7%	15.3%
2023		Civil Commitments	709	2%	33.3% ▲	+177	Civil Commitments	1.6%	2.0%
		GRAND TOTAL	35,728	100%	9.7% ▲	+3,146	GRAND TOTAL	100%	100%

Filings by Division & Code

Division	Case Type Description	Code	Summary	Change	% Change	Absolute Change
Criminal	Misdemeanor	M	2,793	▲	+33.8%	+705
	Felony	F	1,887	▲	+21.3%	+331
	Capias	CA	405	▲	+92.9%	+195
	Show Cause	SC	83	▲	+6.4%	+5
	Civil Violation	CV	40	↔		-
	Motion	MO	3	▲	+200.0%	+2
	Total			5,211	▲	31.2%
Traffic	Infraction	I	20,983	▲	+5.9%	+1,169
	Misdemeanor	M	2,910	▼	-5.1%	-156
	Capias	CA	140	▲	+10.2%	+13
	Show Cause	SC	95	▲	+2.2%	+2
	Felony	F	94	▲	+67.9%	+38
	Civil Violation	CV	64	▼	-20.0%	-16
	Motion	MO	35	▼	-16.7%	-7
	Restricted Operators License	RL	5	▲	+66.7%	+2
Total			24,326	▲	4.5%	+1,045
Civil	Warrant in Debt	WD	2,116	▲	+17.3%	+312
	Unlawful Detainer	UD	1,761	▲	+40.9%	+511
	Garnishment	GA	839	▼	-7.6%	-69
	Admin License	AL	232	▼	-12.1%	-32
	Other	OT	92	▲	+41.5%	+27
	Preliminary Protective Order	PP	78	▼	-21.2%	-21
	Show Cause	SC	70	▲	+2.9%	+2
	Interrogatory	IN	57	▲	+7.5%	+4
	Protective Order	PO	51	▼	-13.6%	-8
	Bond Forfeiture	BF	43	▲	+4.9%	+2
	Overweight	OC	28	▲	+47.4%	+9
	Motion for Judgment	MJ	27	▲	+12.5%	+3
	Impoundment	IM	26	▲	+116.7%	+14
	Zoning Violation	ZO	20	▼	-52.4%	-22
	Counter Claim	CC	16	▼	-33.3%	-8
	Detinue	DT	9	▲	+50.0%	+3
	Tenants Assertion	TA	8	▼	-50.0%	-8
	Abstract	AJ	4	▼	-89.5%	-34
	Capias	CA	3	▲	+200.0%	+2
	Petition-Restore Arms	PR	2	▲	+100.0%	+1
Cross Claim	CR	0	▼	-100.0%	-2	
Total			5,482	▲	14.3%	+686
Civil Commitments	Temporary Detention Order	TD	323	▲	+37.4%	+88
	Mental Commitment	MC	293	▲	+32.6%	+72
	Emergency Custody Order	EC	53	▼	-8.6%	-5
	Other	OT	31	▲	+342.9%	+24
	Medical Emergency Temporary Detention Order	MT	7	▼	-36.4%	-4
	Petition	PT	2	▲	-	+2
Total			709	▲	33.3%	+177
GRAND TOTAL			35,728	▲	9.7%	+3,146

* Compared to same time period as previous year

** Case Type Categories are defined in the 2017 Virginia Judicial Workload Assessment

Filings by Major Case Category**

Category	Summary	Change	% Change	Absolute Change
Felony	1,981	▲	+22.9%	+369
Garnishment	896	▼	-6.8%	-65
General Civil	2,159	▲	+17.5%	+322
Infraction/Civil Violation	21,115	▲	+5.8%	+1,162
Involuntary Civil Commitments	33	▲	+371.4%	+26
Landlord /Tenant	1,769	▼	+39.7%	+503
Misdemeanor	5,728	▲	+10.2%	+529
Other	1,918	▲	+20.7%	+329
Protective Orders	129	▼	-18.4%	-29
GRAND TOTAL	35,728	▲	9.7%	+3,146

* Compared to same time period as previous year

** Case Type Categories are defined in the 2017 Virginia Judicial Workload Assessment
 Source: SCV-SQL-Information

2024 Overall GRAND TOTAL		Distribution of Caseload			Change*		Percentage (%) of Caseload		
785	+24	Criminal	113	14%	52.7% ▲	+39	Criminal	2023 9.7%	2024 14.4%
2024		Traffic	664	85%	-2.2% ▼	-15	Traffic	89.2%	84.6%
2023		Civil	8	1%	0.0% ↔	0	Civil	1.1%	1.0%
		GRAND TOTAL	785	100%	3.2% ▲	+24	GRAND TOTAL	100%	100%

Filings by Division & Code



Division	Case Type Description	Code	Summary	Change	% Change	Absolute Change
Criminal	Misdemeanor	M	103	▲	+66.1%	+41
	Capias	CA	10	▲	+11.1%	+1
	Civil Violation	CV	0	▼	-100.0%	-1
	Felony	F	0	▼	-100.0%	-1
	Show Cause	SC	0	▼	-100.0%	-1
	Total			113	▲	52.7%
Traffic	Infraction	I	568	▼	-1.4%	-8
	Misdemeanor	M	73	▲	+1.4%	+1
	Civil Violation	CV	13	▼	-48.0%	-12
	Capias	CA	8	▲	+100.0%	+4
	Show Cause	SC	2	↔	-	-
	Total			664	▼	-2.2%
Civil	Zoning Violation	ZO	5	▲	-	+5
	Admin License	AL	2	▼	-75.0%	-6
	Protective Order	PO	1	▲	-	+1
	Total			8	0.0%	0
GRAND TOTAL			785	▲	3.2%	+24

Filings by Major Case Category**

Category	Summary	Change	% Change	Absolute Change
Felony	0	▼	-100.0%	-1
Infraction/Civil Violation	581	▼	-3.5%	-21
Misdemeanor	181	▲	+35.1%	+47
Other	22	▼	-8.3%	-2
Protective Orders	1	▲	-	+1
GRAND TOTAL	785	▲	3.2%	+24

* Compared to same time period as previous year

** Case Type Categories are defined in the 2017 Virginia Judicial Workload Assessment
 Source: SCV-SQL-Information

2024 Overall GRAND TOTAL		Distribution of Caseload			Change*		Percentage (%) of Caseload		
4,054	+147	Criminal	360	9%	17.3% ▲	+53	Criminal	2023 7.9%	2024 8.9%
		Traffic	3,226	80%	2.2% ▲	+69	Traffic	80.8%	79.6%
2024 		Civil	447	11%	3.0% ▲	+13	Civil	11.1%	11.0%
2023 		Civil Commitments	21	1%	133.3% ▲	+12	Civil Commitments	0.2%	0.5%
		GRAND TOTAL	4,054	100%	3.8% ▲	+147	GRAND TOTAL	100%	100%

Filings by Division & Code

Division	Case Type Description	Code	Summary	Change	% Change	Absolute Change
Criminal	Misdemeanor	M	214	▲	+12.6%	+24
	Felony	F	84	▲	+33.3%	+21
	Show Cause	SC	26	▲	+73.3%	+11
	Civil Violation	CV	19	▼	-13.6%	-3
	Capias	CA	17	↔		-
	Total			360	▲	17.3%
Traffic	Infraction	I	2,781	▲	+4.7%	+125
	Misdemeanor	M	433	▼	-11.1%	-54
	Capias	CA	6	↔		-
	Felony	F	4	▼	-42.9%	-3
	Show Cause	SC	2	▲	+100.0%	+1
	Total			3,226	▲	2.2%
Civil	Warrant in Debt	WD	194	▲	+14.1%	+24
	Garnishment	GA	91	▼	-21.6%	-25
	Unlawful Detainer	UD	68	▲	+172.0%	+43
	Admin License	AL	27	▼	-10.0%	-3
	Preliminary Protective Order	PP	13	▼	-27.8%	-5
	Interrogatory	IN	12	▲	+200.0%	+8
	Protective Order	PO	11	▼	-21.4%	-3
	Other	OT	8	▼	-52.9%	-9
	Abstract	AJ	6	↔		-
	Detinue	DT	6	▼	-25.0%	-2
	Counter Claim	CC	3	▲	+50.0%	+1
	Impoundment	IM	2	▼	-84.6%	-11
	Motion for Judgment	MJ	2	▲	-	+2
	Bond Forfeiture	BF	1	▲	-	+1
	Overweight	OC	1	↔		-
	Show Cause	SC	1	▼	-85.7%	-6
	Tenants Assertion	TA	1	▼	-50.0%	-1
	Restricted Operators License	RL	0	▼	-100.0%	-1
Total			447	▲	3.0%	+13
Civil Commitments	Temporary Detention Order	TD	15	▲	+275.0%	+11
	Emergency Custody Order	EC	6	▲	+20.0%	+1
	Total			21	▲	133.3%
GRAND TOTAL			4,054	▲	3.8%	+147

Filings by Major Case Category**



Category	Summary	Change	% Change	Absolute Change
Felony	88	▼	+25.7%	+18
Garnishment	103	▲	-14.2%	-17
General Civil	203	▲	+12.2%	+22
Infraction/Civil Violation	2,801	▼	+4.6%	+122
Landlord /Tenant	69	▲	+155.6%	+42
Misdemeanor	647	▼	-4.6%	-31
Other	119	▲	-0.8%	-1
Protective Orders	24	▼	-25.0%	-8
GRAND TOTAL	4,054	▲	3.8%	+147

* Compared to same time period as previous year

** Case Type Categories are defined in the 2017 Virginia Judicial Workload Assessment

* Compared to same time period as previous year

** Case Type Categories are defined in the 2017 Virginia Judicial Workload Assessment
Source: SCV-SQL-Information

2024 Overall GRAND TOTAL		Distribution of Caseload			Change*		Percentage (%) of Caseload		
9,615	+1,690	Criminal	1,170	12%	20.0% ▲	+195	Criminal	2023	2024
		Traffic	6,408	67%	33.4% ▲	+1,605	Traffic	12.3%	12.2%
		Civil	1,868	19%	-6.5% ▼	-130	Civil	60.6%	66.6%
		Civil Commitments	169	2%	13.4% ▲	+20	Civil Commitments	25.2%	19.4%
		GRAND TOTAL	9,615	100%	21.3% ▲	+1,690	GRAND TOTAL	100%	100%

Filings by Division & Code

Division	Case Type Description	Code	Summary	Change	% Change	Absolute Change
Criminal	Misdemeanor	M	595	▲	+8.8%	+48
	Felony	F	336	▲	+22.2%	+61
	Capias	CA	100	▲	+53.8%	+35
	Show Cause	SC	78	▲	+56.0%	+28
	Civil Violation	CV	61	▲	+60.5%	+23
	Total			1,170	▲	20.0%
Traffic	Infraction	I	5,603	▲	+34.1%	+1,424
	Misdemeanor	M	753	▲	+27.6%	+163
	Capias	CA	18	▲	+28.6%	+4
	Felony	F	16	▲	+14.3%	+2
	Show Cause	SC	15	▲	+200.0%	+10
	Civil Violation	CV	2	▲	-	+2
	Restricted Operators License	RL	1	↔	-	-
	Total			6,408	▲	33.4%
Civil	Warrant in Debt	WD	857	▲	+43.8%	+261
	Garnishment	GA	454	▼	-51.4%	-481
	Unlawful Detainer	UD	272	▲	+12.9%	+31
	Admin License	AL	61	▲	+13.0%	+7
	Show Cause	SC	56	▲	+100.0%	+28
	Interrogatory	IN	40	▲	+42.9%	+12
	Preliminary Protective Order	PP	32	▲	+3.2%	+1
	Protective Order	PO	25	▼	-19.4%	-6
	Other	OT	24	▲	+41.2%	+7
	Bond Forfeiture	BF	12	▲	-	+12
	Impoundment	IM	12	▲	+500.0%	+10
	Capias	CA	8	↔	-	-
	Counter Claim	CC	6	▲	+100.0%	+3
	Abstract	AJ	2	▼	-90.0%	-18
	Overweight	OC	2	▲	-	+2
	Tenants Assertion	TA	2	↔	-	-
	Cross Claim	CR	1	▲	-	+1
	Detinue	DT	1	▲	-	+1
	Petition-Restore Arms	PR	1	▲	-	+1
	Interrogatory-Not	IC	0	▼	-100.0%	-1
	Mechanic's Lien	ML	0	▼	-100.0%	-1
Total			1,868	▼	-6.5%	-130
Civil Commitments	Mental Commitment	MC	71	▲	+54.3%	+25
	Temporary Detention Order	TD	68	▼	-8.1%	-6
	Emergency Custody Order	EC	21	▼	-4.5%	-1
	Other	OT	5	↔	-	-
	Medical Emergency Temporary Detention Order	MT	3	▲	+50.0%	+1
	Petition	PT	1	▲	-	+1
Total			169	▲	13.4%	+20
GRAND TOTAL			9,615	▲	21.3%	+1,690

* Compared to same time period as previous year


** Case Type Categories are defined in the 2017 Virginia Judicial Workload Assessment

Filings by Major Case Category**

Category	Summary	Change	% Change	Absolute Change
Felony	352	▲	+21.8%	+63
Garnishment	494	▼	-48.7%	-469
General Civil	868	▲	+44.7%	+268
Infraction/Civil Violation	5,668	▲	+34.4%	+1,451
Involuntary Civil Commitments	6	▲	+20.0%	+1
Landlord /Tenant	274	▲	+12.8%	+31
Misdemeanor	1,349	▲	+18.5%	+211
Other	547	▲	+34.1%	+139
Protective Orders	57	▼	-8.1%	-5
GRAND TOTAL	9,615	▲	21.3%	+1,690

* Compared to same time period as previous year

** Case Type Categories are defined in the 2017 Virginia Judicial Workload Assessment
 Source: SCV-SQL-Information

2024 Overall GRAND TOTAL		Distribution of Caseload			Change*		Percentage (%) of Caseload		
646	+219	Criminal	73	11%	102.8% ▲	+37	Criminal	2023: 8.4%	2024: 11.3%
		Traffic	543	84%	50.0% ▲	+181	Traffic	84.8%	84.1%
2024		Civil	30	5%	7.1% ▲	+2	Civil	6.6%	4.6%
2023		Civil Commitments	0	0%	-100.0% ▼	-1	Civil Commitments	0.2%	0.0%
		GRAND TOTAL	646	100%	51.3% ▲	+219	GRAND TOTAL	100%	100%

Filings by Division & Code

Division	Case Type Description	Code	Summary	Change	% Change	Absolute Change
Criminal	Felony	F	31	▲	+416.7%	+25
	Misdemeanor	M	31	▲	+34.8%	+8
	Capias	CA	6	▲	+200.0%	+4
	Civil Violation	CV	3	▲	+50.0%	+1
	Show Cause	SC	2	▼	-33.3%	-1
	Total			73	▲	102.8%
Traffic	Infraction	I	437	▲	+35.3%	+114
	Misdemeanor	M	103	▲	+194.3%	+68
	Capias	CA	1	▼	-50.0%	-1
	Restricted Operators License	RL	1	▲	-	+1
	Show Cause	SC	1	▼	-50.0%	-1
	Total			543	▲	50.0%
Civil	Warrant in Debt	WD	9	▲	+28.6%	+2
	Garnishment	GA	7	▲	+75.0%	+3
	Admin License	AL	6	▲	+100.0%	+3
	Unlawful Detainer	UD	3	▲	+50.0%	+1
	Impoundment	IM	2	▼	-50.0%	-2
	Abstract	AJ	1	▲	-	+1
	Preliminary Protective Order	PP	1	▼	-66.7%	-2
	Protective Order	PO	1	▼	-75.0%	-3
	Other	OT	0	▼	-100.0%	-1
	Total			30	▲	7.1%
Civil Commitments	Emergency Custody Order	EC	0	▼	-100.0%	-1
Total			0	▼	-100.0%	-1
GRAND TOTAL			646	▲	51.3%	+219



Filings by Major Case Category**

Category	Summary	Change	% Change	Absolute Change
Felony	31	▲	+416.7%	+25
Garnishment	7	▲	+75.0%	+3
General Civil	9	▼	+12.5%	+1
Infraction/Civil Violation	440	▲	+35.4%	+115
Landlord /Tenant	3	▲	+50.0%	+1
Misdemeanor	135	▲	+132.8%	+77
Other	19	▲	+11.8%	+2
Protective Orders	2	▼	-71.4%	-5
GRAND TOTAL	646	▲	51.3%	+219

* Compared to same time period as previous year

** Case Type Categories are defined in the 2017 Virginia Judicial Workload Assessment

Source: SCV-SQL-Information

2024 Overall GRAND TOTAL		Distribution of Caseload			Change*		Percentage (%) of Caseload		
2,007	+481	Criminal	281	14%	17.6% ▲	+42	Criminal	2023	2024
		Traffic	1,144	57%	45.0% ▲	+355	Traffic	15.7%	14.0%
		Civil	530	26%	14.7% ▲	+68	Civil	51.7%	57.0%
		Civil Commitments	52	3%	44.4% ▲	+16	Civil Commitments	30.3%	26.4%
		GRAND TOTAL	2,007	100%	31.5% ▲	+481	GRAND TOTAL	100%	100%

Filings by Division & Code



Division	Case Type Description	Code	Summary	Change	% Change	Absolute Change
Criminal	Misdemeanor	M	159	▲	+8.2%	+12
	Felony	F	86	▲	+75.5%	+37
	Capias	CA	16	↔		-
	Civil Violation	CV	14	↔		-
	Show Cause	SC	6	▼	-53.8%	-7
	Total			281	▲	17.6%
Traffic	Infraction	I	830	▲	+46.9%	+265
	Misdemeanor	M	300	▲	+46.3%	+95
	Show Cause	SC	8	▲	+300.0%	+6
	Felony	F	4	▼	-42.9%	-3
	Capias	CA	2	▼	-71.4%	-5
	Civil Violation	CV	0	▼	-100.0%	-3
	Total			1,144	▲	45.0%
Civil	Warrant in Debt	WD	162	▼	-2.4%	-4
	Garnishment	GA	134	▲	+1.5%	+2
	Unlawful Detainer	UD	109	▲	+29.8%	+25
	Detinue	DT	30	▲	+400.0%	+24
	Other	OT	26	▲	+13.0%	+3
	Preliminary Protective Order	PP	23	▲	+109.1%	+12
	Protective Order	PO	17	▲	+30.8%	+4
	Bond Forfeiture	BF	14	▼	-6.7%	-1
	Admin License	AL	9	▲	+50.0%	+3
	Abstract	AJ	3	▲	+50.0%	+1
	Overweight	OC	3	▲	-	+3
	Distress Seizure	DS	0	▼	-100.0%	-1
	Impoundment	IM	0	▼	-100.0%	-2
	Third Party Claim	TH	0	▼	-100.0%	-1
	Total			530	▲	14.7%
Civil Commitments	Temporary Detention Order	TD	27	▲	+50.0%	+9
	Emergency Custody Order	EC	16	▲	+45.5%	+5
	Mental Commitment	MC	9	▲	+28.6%	+2
	Total			52	▲	44.4%
GRAND TOTAL			2,007	▲	31.5%	+481

Filings by Major Case Category**

Category	Summary	Change	% Change	Absolute Change
Felony	90	▲	+60.7%	+34
Garnishment	134	▲	+1.5%	+2
General Civil	193	▲	+10.9%	+19
Infraction/Civil Violation	847	▲	+45.5%	+265
Landlord /Tenant	109	▲	+29.8%	+25
Misdemeanor	459	▲	+30.4%	+107
Other	135	▲	+10.7%	+13
Protective Orders	40	▲	+66.7%	+16
GRAND TOTAL	2,007	▲	31.5%	+481

* Compared to same time period as previous year

** Case Type Categories are defined in the 2017 Virginia Judicial Workload Assessment

2024 Overall GRAND TOTAL		Distribution of Caseload			Change*		Percentage (%) of Caseload			
701	-37	Criminal	135	19%	-10.0%	▼	-15	Criminal	20.3%	19.3%
		Traffic	284	41%	-22.8%	▼	-84	Traffic	49.9%	40.5%
2024		Civil	230	33%	22.3%	▲	+42	Civil	25.5%	32.8%
2023		Civil Commitments	52	7%	62.5%	▲	+20	Civil Commitments	4.3%	7.4%
		GRAND TOTAL	701	100%	-5.0%	▼	-37	GRAND TOTAL	100%	100%

Filings by Division & Code

Division	Case Type Description	Code	Summary	Change	% Change	Absolute Change
Criminal	Misdemeanor	M	74	▼	-2.6%	-2
	Felony	F	39	▼	-30.4%	-17
	Show Cause	SC	12	▲	+200.0%	+8
	Capias	CA	9	▼	-30.8%	-4
	Civil Violation	CV	1	↔		-
	Total			135	▼	-10.0%
Traffic	Infraction	I	198	▼	-27.2%	-74
	Misdemeanor	M	77	▼	-12.5%	-11
	Show Cause	SC	6	▲	+100.0%	+3
	Felony	F	2	▲	-	+2
	Capias	CA	1	▼	-75.0%	-3
	Civil Violation	CV	0	▼	-100.0%	-1
	Total			284	▼	-22.8%
Civil	Unlawful Detainer	UD	98	▲	+69.0%	+40
	Warrant in Debt	WD	61	▲	+110.3%	+32
	Garnishment	GA	51	▼	-25.0%	-17
	Other	OT	7	▲	+16.7%	+1
	Bond Forfeiture	BF	4	▼	-63.6%	-7
	Admin License	AL	2	▼	-50.0%	-2
	Preliminary Protective Order	PP	2	▼	-33.3%	-1
	Protective Order	PO	2	▼	-33.3%	-1
	Abstract	AJ	1	↔		-
	Impoundment	IM	1	▼	-50.0%	-1
	Interrogatory	IN	1	▼	-50.0%	-1
	Detinue	DT	0	▼	-100.0%	-1
	Total			230	▲	22.3%
Civil Commitments	Temporary Detention Order	TD	23	▲	+130.0%	+13
	Emergency Custody Order	EC	19	▲	+5.6%	+1
	Mental Commitment	MC	10	▲	+150.0%	+6
	Total			52	▲	62.5%
GRAND TOTAL			701	▼	-5.0%	-37

Filings by Major Case Category**

Category	Summary	Change	% Change	Absolute Change
Felony	41	▲	-26.8%	-15
Garnishment	52	▼	-25.7%	-18
General Civil	61	▲	+103.3%	+31
Infraction/Civil Violation	199	▼	-27.4%	-75
Landlord /Tenant	98	▲	+69.0%	+40
Misdemeanor	151	▼	-7.9%	-13
Other	95	▲	+18.8%	+15
Protective Orders	4	▼	-33.3%	-2
GRAND TOTAL	701	▼	-5.0%	-37

* Compared to same time period as previous year

** Case Type Categories are defined in the 2017 Virginia Judicial Workload Assessment
 Source: SCV-SQL-Information

2024 Overall GRAND TOTAL		Distribution of Caseload			Change*		Percentage (%) of Caseload		
516 	+46	Criminal	106	21%	53.6% ▲	+37	Criminal	2023	2024
		Traffic	351	68%	5.7% ▲	+19	Traffic	14.7%	20.5%
		Civil	59	11%	-10.6% ▼	-7	Civil	70.6%	68.0%
		Civil Commitments	0	0%	-100.0% ▼	-3	Civil Commitments	14.0%	11.4%
		GRAND TOTAL	516	100%	9.8% ▲	+46	GRAND TOTAL	0.6%	0.0%
							GRAND TOTAL	100%	100%

Filings by Division & Code

Division	Case Type Description	Code	Summary	Change	% Change	Absolute Change	
Criminal	Misdemeanor	M	65	▲	+58.5%	+24	
	Felony	F	35	▲	+250.0%	+25	
	Capias	CA	4	▼	-20.0%	-1	
	Civil Violation	CV	1	▼	-50.0%	-1	
	Show Cause	SC	1	▼	-90.9%	-10	
	Total			106	▲	53.6%	+37
Traffic	Infraction	I	276	▲	+5.3%	+14	
	Misdemeanor	M	71	▲	+6.0%	+4	
	Felony	F	4	▲	+300.0%	+3	
	Capias	CA	0	▼	-100.0%	-2	
	Total			351	▲	5.7%	+19
Civil	Warrant in Debt	WD	22	▼	-31.3%	-10	
	Garnishment	GA	17	▲	+70.0%	+7	
	Protective Order	PO	5	▼	-16.7%	-1	
	Unlawful Detainer	UD	5	▼	-16.7%	-1	
	Preliminary Protective Order	PP	4	↔		-	
	Admin License	AL	3	▲	+50.0%	+1	
	Other	OT	2	↔		-	
	Counter Claim	CC	1	▲	-	+1	
	Bond Forfeiture	BF	0	▼	-100.0%	-2	
	Capias	CA	0	▼	-100.0%	-1	
	Motion for Judgment	MJ	0	▼	-100.0%	-1	
	Total			59	▼	-10.6%	-7
	Civil Commitments	Emergency Custody Order	EC	0	▼	-100.0%	-1
Temporary Detention Order		TD	0	▼	-100.0%	-2	
Total				0	▼	-100.0%	-3
GRAND TOTAL			516	▲	9.8%	+46	



Filings by Major Case Category**

Category	Summary	Change	% Change	Absolute Change
Felony	39	▲	+254.5%	+28
Garnishment	17	▲	+70.0%	+7
General Civil	22	▼	-33.3%	-11
Infraction/Civil Violation	277	▼	+4.9%	+13
Landlord /Tenant	5	▼	-16.7%	-1
Misdemeanor	136	▲	+25.9%	+28
Other	11	▲	-60.7%	-17
Protective Orders	9	▼	-10.0%	-1
GRAND TOTAL	516	▲	9.8%	+46

* Compared to same time period as previous year

** Case Type Categories are defined in the 2017 Virginia Judicial Workload Assessment

Source: SCV-SQL-Information

2024 Overall GRAND TOTAL		Distribution of Caseload			Change*		Percentage (%) of Caseload		
2,484	-44	Criminal	666	27%	22.4% ▲	+122	Criminal	2023	2024
		Traffic	944	38%	5.0% ▲	+45	Traffic	21.5%	26.8%
2024 		Civil	688	28%	-23.6% ▼	-212	Civil	35.6%	38.0%
2023 		Civil Commitments	186	7%	0.5% ▲	+1	Civil Commitments	35.6%	27.7%
		GRAND TOTAL	2,484	100%	-1.7% ▼	-44	GRAND TOTAL	7.3%	7.5%
							GRAND TOTAL	100%	100%

Filings by Division & Code

Division	Case Type Description	Code	Summary	Change	% Change	Absolute Change
Criminal	Misdemeanor	M	385	▲	+12.6%	+43
	Felony	F	205	▲	+89.8%	+97
	Capias	CA	65	▲	+10.2%	+6
	Civil Violation	CV	5	▲	+25.0%	+1
	Show Cause	SC	5	▼	-81.5%	-22
	Motion	MO	1	▲	-	+1
	Restricted Operators License	RL	0	▼	-100.0%	-4
	Total			666	▲	22.4%
Traffic	Infraction	I	694	▲	+5.6%	+37
	Misdemeanor	M	238	▲	+7.2%	+16
	Capias	CA	8	▼	-42.9%	-6
	Felony	F	3	▲	+50.0%	+1
	Other	O	1	▲	-	+1
	Restricted Operators License	RL	0	▼	-100.0%	-2
	Show Cause	SC	0	▼	-100.0%	-2
Total			944	▲	5.0%	+45
Civil	Unlawful Detainer	UD	196	▼	-16.6%	-39
	Warrant in Debt	WD	156	▼	-34.2%	-81
	Garnishment	GA	153	▼	-11.6%	-20
	Detinue	DT	79	▼	-48.0%	-73
	Other	OT	50	▼	+16.3%	+7
	Protective Order	PO	21	▲	+75.0%	+9
	Preliminary Protective Order	PP	20	▲	+25.0%	+4
	Admin License	AL	4	▼	-69.2%	-9
	Bond Forfeiture	BF	4	▼	-50.0%	-4
	Interrogatory	IN	2	▲	+100.0%	+1
	Impoundment	IM	1	▼	-50.0%	-1
	Motion for Judgment	MJ	1	▲	-	+1
	Tenants Assertion	TA	1	▲	-	+1
	Abstract	AJ	0	▼	-100.0%	-4
	Counter Claim	CC	0	▼	-100.0%	-2
Petition-Restore Arms	PR	0	▼	-100.0%	-2	
Total			688	▼	-23.6%	-212
Civil Commitments	Mental Commitment	MC	94	▲	+16.0%	+13
	Other	OT	43	▲	+19.4%	+7
	Temporary Detention Order	TD	36	▼	-10.0%	-4
	Emergency Custody Order	EC	12	▼	-55.6%	-15
	Petition	PT	1	↔	-	-
Total			186	▲	0.5%	+1
GRAND TOTAL			2,484	▼	-1.7%	-44

Filings by Major Case Category**

Category	Summary	Change	% Change	Absolute Change
Felony	208	▲	+89.1%	+98
Garnishment	155	▲	-10.9%	-19
General Civil	238	▲	-39.6%	-156
Infraction/Civil Violation	700	▲	+5.9%	+39
Involuntary Civil Commitments	44	▲	+18.9%	+7

* Compared to same time period as previous year

** Case Type Categories are defined in the 2017 Virginia Judicial Workload Assessment

CPSS - GCMS CASELOAD STATISTICS OF THE GENERAL DISTRICT COURTS
 January 2024 thru February 2024 Filings (Compared to January 2023 thru February 2023)



Danville

District: 22 FIPS: 590

Landlord /Tenant	197	▲	-16.2%	-38
Misdemeanor	623	▼	+9.3%	+53
Other	278	▲	-12.9%	-41
Protective Orders	41	▲	+46.4%	+13
GRAND TOTAL	2,484	▼	-1.7%	-44

* Compared to same time period as previous year

** Case Type Categories are defined in the 2017 Virginia Judicial Workload Assessment
 Source: SCV-SQL-Information

2024 Overall GRAND TOTAL		Distribution of Caseload			Change*		Percentage (%) of Caseload		
1,873	+597	Criminal	276	15%	3.4% ▲	+9	Criminal	2023	2024
		Traffic	1,173	63%	80.5% ▲	+523	Traffic	50.9%	62.6%
		Civil	390	21%	17.1% ▲	+57	Civil	26.1%	20.8%
		Civil Commitments	34	2%	30.8% ▲	+8	Civil Commitments	2.0%	1.8%
		GRAND TOTAL	1,873	100%	46.8% ▲	+597	GRAND TOTAL	100%	100%

Filings by Division & Code

Division	Case Type Description	Code	Summary	Change	% Change	Absolute Change
Criminal	Misdemeanor	M	181	▲	+10.4%	+17
	Felony	F	55	▼	-14.1%	-9
	Capias	CA	17	▼	-10.5%	-2
	Civil Violation	CV	13	▲	+160.0%	+8
	Show Cause	SC	10	▼	-33.3%	-5
	Total			276	▲	3.4%
Traffic	Infraction	I	1,013	▲	+93.7%	+490
	Misdemeanor	M	155	▲	+30.3%	+36
	Capias	CA	3	▼	-50.0%	-3
	Felony	F	1	▼	-50.0%	-1
	Show Cause	SC	1	▲	-	+1
	Total			1,173	▲	80.5%
Civil	Warrant in Debt	WD	145	▲	+19.8%	+24
	Garnishment	GA	109	▲	+10.1%	+10
	Unlawful Detainer	UD	43	▼	-4.4%	-2
	Other	OT	23	▲	+27.8%	+5
	Admin License	AL	13	▲	+85.7%	+6
	Detinue	DT	13	↔	-	-
	Bond Forfeiture	BF	9	▲	+350.0%	+7
	Preliminary Protective Order	PP	9	↔	-	-
	Impoundment	IM	8	▲	+700.0%	+7
	Show Cause	SC	6	▲	+100.0%	+3
	Interrogatory	IN	5	▼	-37.5%	-3
	Protective Order	PO	3	↔	-	-
	Abstract	AJ	2	▲	-	+2
	Counter Claim	CC	1	↔	-	-
	Motion for Judgment	MJ	1	▲	-	+1
	Petition-Restore Arms	PR	0	▼	-100.0%	-1
	Tenants Assertion	TA	0	▼	-100.0%	-2
Total			390	▲	17.1%	+57
Civil Commitments	Temporary Detention Order	TD	19	▲	+18.8%	+3
	Emergency Custody Order	EC	14	▲	+55.6%	+5
	Mental Commitment	MC	1	↔	-	-
	Total			34	▲	30.8%
GRAND TOTAL			1,873	▲	46.8%	+597

Filings by Major Case Category**

Category	Summary	Change	% Change	Absolute Change
Felony	56	▼	-15.2%	-10
Garnishment	114	▼	+6.5%	+7
General Civil	160	▲	+17.6%	+24
Infraction/Civil Violation	1,026	▲	+94.3%	+498
Landlord /Tenant	43	▼	-8.5%	-4
Misdemeanor	336	▲	+18.7%	+53
Other	126	▲	+29.9%	+29
Protective Orders	12	↔	-	0
GRAND TOTAL	1,873	▲	46.8%	+597

* Compared to same time period as previous year

** Case Type Categories are defined in the 2017 Virginia Judicial Workload Assessment

* Compared to same time period as previous year

** Case Type Categories are defined in the 2017 Virginia Judicial Workload Assessment
Source: SCV-SQL-Information

2024 Overall GRAND TOTAL		Distribution of Caseload			Change*		Percentage (%) of Caseload			
2024	2,133	+727	Criminal	140	7%	-18.1% ▼	-31	Criminal	2023	2024
			Traffic	1,485	70%	123.3% ▲	+820	Traffic	12.2%	6.6%
2023			Civil	482	23%	-12.0% ▼	-66	Civil	47.3%	69.6%
			Civil Commitments	26	1%	18.2% ▲	+4	Civil Commitments	39.0%	22.6%
			GRAND TOTAL	2,133	100%	51.7% ▲	+727	GRAND TOTAL	100%	100%

Filings by Division & Code

Division	Case Type Description	Code	Summary	Change	% Change	Absolute Change
Criminal	Misdemeanor	M	96	▼	-14.3%	-16
	Felony	F	30	▼	-23.1%	-9
	Capias	CA	12	▲	+20.0%	+2
	Civil Violation	CV	2	▼	-66.7%	-4
	Show Cause	SC	0	▼	-100.0%	-4
	Total			140	▼	-18.1%
Traffic	Infraction	I	1,290	▲	+133.7%	+738
	Misdemeanor	M	189	▲	+73.4%	+80
	Capias	CA	4	▲	+100.0%	+2
	Felony	F	2	▲	+100.0%	+1
	Show Cause	SC	0	▼	-100.0%	-1
	Total			1,485	▲	123.3%
Civil	Warrant in Debt	WD	224	▼	-19.7%	-55
	Garnishment	GA	148	▲	+0.7%	+1
	Unlawful Detainer	UD	63	▼	-11.3%	-8
	Other	OT	16	▲	+6.7%	+1
	Abstract	AJ	5	▼	-16.7%	-1
	Detinue	DT	5	▲	+150.0%	+3
	Preliminary Protective Order	PP	5	▲	+25.0%	+1
	Show Cause	SC	4	▲	-	+4
	Protective Order	PO	3	↔	-	-
	Bond Forfeiture	BF	2	▼	-33.3%	-1
	Counter Claim	CC	2	↔	-	-
	Impoundment	IM	2	▲	-	+2
	Admin License	AL	1	▼	-75.0%	-3
	Interrogatory	IN	1	▼	-88.9%	-8
	Tenants Assertion	TA	1	▲	-	+1
	Motion for Judgment	MJ	0	▼	-100.0%	-1
	Petition-Restore Arms	PR	0	▼	-100.0%	-2
Total			482	▼	-12.0%	-66
Civil Commitments	Temporary Detention Order	TD	16	▲	+60.0%	+6
	Emergency Custody Order	EC	10	▼	-9.1%	-1
	Medical Emergency Temporary Detention Order	MT	0	▼	-100.0%	-1
	Total			26	▲	18.2%
GRAND TOTAL			2,133	▲	51.7%	+727

Filings by Major Case Category**


Category	Summary	Change	% Change	Absolute Change
Felony	32	▲	-20.0%	-8
Garnishment	149	▼	-4.5%	-7
General Civil	231	▲	-18.9%	-54
Infraction/Civil Violation	1,292	▲	+131.5%	+734
Landlord /Tenant	64	▲	-9.9%	-7
Misdemeanor	285	▲	+29.0%	+64
Other	72	▲	+5.9%	+4
Protective Orders	8	▲	+14.3%	+1
GRAND TOTAL	2,133	▲	51.7%	+727

* Compared to same time period as previous year

** Case Type Categories are defined in the 2017 Virginia Judicial Workload Assessment

* Compared to same time period as previous year

** Case Type Categories are defined in the 2017 Virginia Judicial Workload Assessment
Source: SCV-SQL-Information

2024 Overall GRAND TOTAL	Distribution of Caseload			Change*		Percentage (%) of Caseload		
6,124 +1,579	Criminal	848	14%	4.0% ▲	+33	Criminal	2023	2024
	Traffic	3,162	52%	90.4% ▲	+1,501	Traffic	17.9%	13.8%
2024	Civil	1,883	31%	2.4% ▲	+44	Civil	36.5%	51.6%
2023	Civil Commitments	231	4%	0.4% ▲	+1	Civil Commitments	40.5%	30.7%
	GRAND TOTAL	6,124	100%	34.7% ▲	+1,579	GRAND TOTAL	5.1%	3.8%
						GRAND TOTAL	100%	100%

Filings by Division & Code

Division	Case Type Description	Code	Summary	Change	% Change	Absolute Change
Criminal	Misdemeanor	M	593	▲	+7.2%	+40
	Felony	F	212	▲	+3.9%	+8
	Capias	CA	22	↔		-
	Show Cause	SC	18	▼	-35.7%	-10
	Civil Violation	CV	1	▼	-66.7%	-2
	Motion	MO	1	▼	-75.0%	-3
	Restricted Operators License	RL	1	↔		-
	Total			848	▲	4.0%
Traffic	Infraction	I	2,346	▲	+97.0%	+1,155
	Misdemeanor	M	772	▲	+91.6%	+369
	Felony	F	19	▼	-13.6%	-3
	Civil Violation	CV	9	↔		-
	Show Cause	SC	9	▼	-47.1%	-8
	Motion	MO	5	↔		-
	Capias	CA	2	▼	-60.0%	-3
	Restricted Operators License	RL	0	▼	-100.0%	-9
Total			3,162	▲	90.4%	+1,501
Civil	Warrant in Debt	WD	583	▲	+27.0%	+124
	Unlawful Detainer	UD	491	▼	-1.8%	-9
	Garnishment	GA	417	▼	-18.2%	-93
	Other	OT	92	▲	+3.4%	+3
	Detinue	DT	84	▼	-28.2%	-33
	Preliminary Protective Order	PP	63	▲	+26.0%	+13
	Protective Order	PO	57	▲	+235.3%	+40
	Interrogatory	IN	38	▲	+40.7%	+11
	Show Cause	SC	13	▼	-23.5%	-4
	Tenants Assertion	TA	11	▲	+175.0%	+7
	Admin License	AL	10	▼	-9.1%	-1
	Bond Forfeiture	BF	8	▼	-55.6%	-10
	Abstract	AJ	7	▼	-30.0%	-3
	Counter Claim	CC	5	▲	+66.7%	+2
	Impoundment	IM	3	↔		-
	Motion for Judgment	MJ	1	↔		-
Capias	CA	0	▼	-100.0%	-3	
Total			1,883	▲	2.4%	+44
Civil Commitments	Temporary Detention Order	TD	131	▲	+29.7%	+30
	Mental Commitment	MC	45	▼	-25.0%	-15
	Emergency Custody Order	EC	26	▼	-38.1%	-16
	Medical Emergency Temporary Detention Order	MT	22	▲	+29.4%	+5
	Other	OT	7	▼	-30.0%	-3
Total			231	▲	0.4%	+1
GRAND TOTAL			6,124	▲	34.7%	+1,579

Filings by Major Case Category**

Category	Summary	Change	% Change	Absolute Change
Felony	231	▼	+2.2%	+5
Garnishment	455	▲	-15.3%	-82
General Civil	675	▲	+15.8%	+92

* Compared to same time period as previous year

** Case Type Categories are defined in the 2017 Virginia Judicial Workload Assessment
 Source: SCV-SQL-Information

CPSS - GCMS CASELOAD STATISTICS OF THE GENERAL DISTRICT COURTS
 January 2024 thru February 2024 Filings (Compared to January 2023 thru February 2023)



Roanoke

District: 23 FIPS: 770

Infraction/Civil Violation	2,356	▲	+95.8%	+1,153
Involuntary Civil Commitments	7	▼	-30.0%	-3
Landlord /Tenant	502	▲	-0.4%	-2
Misdemeanor	1,366	▼	+41.4%	+400
Other	412	▼	-8.2%	-37
Protective Orders	120	▲	+79.1%	+53
GRAND TOTAL	6,124	▲	34.7%	+1,579

* Compared to same time period as previous year

** Case Type Categories are defined in the 2017 Virginia Judicial Workload Assessment
 Source: SCV-SQL-Information

2024 Overall GRAND TOTAL		Distribution of Caseload			Change*		Percentage (%) of Caseload		
4,453	+706	Criminal	411	9%	-7.2% ▼	-32	Criminal	2023	2024
		Traffic	3,134	70%	21.3% ▲	+550	Traffic	11.8%	9.2%
		Civil	744	17%	29.8% ▲	+171	Civil	69.0%	70.4%
		Civil Commitments	164	4%	11.6% ▲	+17	Civil Commitments	15.3%	16.7%
		GRAND TOTAL	4,453	100%	18.8% ▲	+706	GRAND TOTAL	3.9%	3.7%
							GRAND TOTAL	100%	100%

Filings by Division & Code

Division	Case Type Description	Code	Summary	Change	% Change	Absolute Change
Criminal	Misdemeanor	M	275	▼	-5.8%	-17
	Felony	F	90	▼	-11.8%	-12
	Capias	CA	29	▲	+26.1%	+6
	Show Cause	SC	17	↔		-
	Civil Violation	CV	0	▼	-100.0%	-9
	Total			411	▼	-7.2%
Traffic	Infraction	I	2,376	▲	+18.6%	+373
	Misdemeanor	M	711	▲	+29.5%	+162
	Show Cause	SC	21	▲	+133.3%	+12
	Capias	CA	19	▲	+171.4%	+12
	Civil Violation	CV	4	▼	-20.0%	-1
	Felony	F	3	▼	-70.0%	-7
	Restricted Operators License	RL	0	▼	-100.0%	-1
	Total			3,134	▲	21.3%
Civil	Warrant in Debt	WD	309	▲	+55.3%	+110
	Garnishment	GA	175	▲	+32.6%	+43
	Unlawful Detainer	UD	159	▲	+31.4%	+38
	Other	OT	20	▲	+25.0%	+4
	Admin License	AL	17	▼	-15.0%	-3
	Preliminary Protective Order	PP	10	▼	-23.1%	-3
	Bond Forfeiture	BF	9	▼	-30.8%	-4
	Abstract	AJ	8	▲	+100.0%	+4
	Interrogatory	IN	8	▼	-11.1%	-1
	Protective Order	PO	8	▼	-33.3%	-4
	Show Cause	SC	8	▼	-20.0%	-2
	Impoundment	IM	6	▼	-62.5%	-10
	Counter Claim	CC	3	▲	+200.0%	+2
	Detinue	DT	2	↔		-
	Petition-Restore Arms	PR	1	↔		-
	Third Party Claim	TH	1	▲	-	+1
	Capias	CA	0	▼	-100.0%	-1
	Motion for Judgment	MJ	0	▼	-100.0%	-2
	Tenants Assertion	TA	0	▼	-100.0%	-1
Total			744	▲	29.8%	+171
Civil Commitments	Mental Commitment	MC	92	▼	-8.9%	-9
	Temporary Detention Order	TD	34	▲	+61.9%	+13
	Other	OT	23	▲	+53.3%	+8
	Emergency Custody Order	EC	15	▲	+50.0%	+5
Total			164	▲	11.6%	+17
GRAND TOTAL			4,453	▲	18.8%	+706

Filings by Major Case Category**

Category	Summary	Change	% Change	Absolute Change
Felony	93	▼	-17.0%	-19
Garnishment	183	▲	+29.8%	+42
General Civil	315	▼	+50.7%	+106
Infraction/Civil Violation	2,380	▼	+18.0%	+363
Involuntary Civil Commitments	23	▲	+53.3%	+8

* Compared to same time period as previous year



** Case Type Categories are defined in the 2017 Virginia Judicial Workload Assessment

CPSS - GCMS CASELOAD STATISTICS OF THE GENERAL DISTRICT COURTS
 January 2024 thru February 2024 Filings (Compared to January 2023 thru February 2023)

Landlord /Tenant	159	▼	+30.3%	+37
Misdemeanor	986	▼	+17.1%	+144
Other	296	▲	+12.1%	+32
Protective Orders	18	▼	-28.0%	-7
GRAND TOTAL	4,453	▲	18.8%	+706

* Compared to same time period as previous year

** Case Type Categories are defined in the 2017 Virginia Judicial Workload Assessment
 Source: SCV-SQL-Information

2024 Overall GRAND TOTAL		Distribution of Caseload			Change*		Percentage (%) of Caseload		
1,672	+182	Criminal	295	18%	26.6% ▲	+62	Criminal	2023	2024
		Traffic	884	53%	7.7% ▲	+63	Traffic	15.6%	17.6%
		Civil	326	19%	4.5% ▲	+14	Civil	55.1%	52.9%
		Civil Commitments	167	10%	34.7% ▲	+43	Civil Commitments	20.9%	19.5%
		GRAND TOTAL	1,672	100%	12.2% ▲	+182	GRAND TOTAL	8.3%	10.0%

Filings by Division & Code

Division	Case Type Description	Code	Summary	Change	% Change	Absolute Change
Criminal	Misdemeanor	M	212	▲	+42.3%	+63
	Felony	F	49	▼	-2.0%	-1
	Show Cause	SC	19	▲	+26.7%	+4
	Capias	CA	13	▼	-7.1%	-1
	Civil Violation	CV	2	▼	-60.0%	-3
	Total			295	▲	26.6%
Traffic	Infraction	I	702	▲	+2.3%	+16
	Misdemeanor	M	172	▲	+48.3%	+56
	Show Cause	SC	8	▼	-50.0%	-8
	Capias	CA	1	▼	-66.7%	-2
	Felony	F	1	▲	-	+1
	Total			884	▲	7.7%
Civil	Warrant in Debt	WD	97	▼	-21.1%	-26
	Unlawful Detainer	UD	96	▼	-3.0%	-3
	Garnishment	GA	55	▲	+31.0%	+13
	Admin License	AL	22	▲	+450.0%	+18
	Detinue	DT	19	▲	+90.0%	+9
	Other	OT	13	▼	+18.2%	+2
	Show Cause	SC	8	▲	+60.0%	+3
	Impoundment	IM	5	▲	+400.0%	+4
	Preliminary Protective Order	PP	5	↔	-	-
	Protective Order	PO	3	▼	-57.1%	-4
	Interrogatory	IN	2	▼	-50.0%	-2
	Motion for Judgment	MJ	1	▲	-	+1
	Tenants Assertion	TA	0	▼	-100.0%	-1
	Total			326	▲	4.5%
Civil Commitments	Mental Commitment	MC	103	▲	+43.1%	+31
	Temporary Detention Order	TD	32	▼	-13.5%	-5
	Emergency Custody Order	EC	17	▲	+112.5%	+9
	Other	OT	12	▲	+200.0%	+8
	Medical Emergency Temporary Detention Order	MT	3	↔	-	-
Total			167	▲	34.7%	+43
GRAND TOTAL			1,672	▲	12.2%	+182

Filings by Major Case Category**



Category	Summary	Change	% Change	Absolute Change
Felony	50	▲		0
Garnishment	57	▼	+23.9%	+11
General Civil	117	▲	-13.3%	-18
Infraction/Civil Violation	704	▼	+1.9%	+13
Involuntary Civil Commitments	12	▲	+200.0%	+8
Landlord /Tenant	96	▼	-4.0%	-4
Misdemeanor	384	▲	+44.9%	+119
Other	244	▲	+30.5%	+57
Protective Orders	8	▼	-33.3%	-4
GRAND TOTAL	1,672	▲	12.2%	+182

* Compared to same time period as previous year

** Case Type Categories are defined in the 2017 Virginia Judicial Workload Assessment

* Compared to same time period as previous year

** Case Type Categories are defined in the 2017 Virginia Judicial Workload Assessment
Source: SCV-SQL-Information

2024 Overall GRAND TOTAL		Distribution of Caseload			Change*		Percentage (%) of Caseload		
1,235	+202	Criminal	228	18%	20.6% ▲	+39	Criminal	2023	2024
		Traffic	704	57%	25.7% ▲	+144	Traffic	18.3%	18.5%
		Civil	282	23%	4.8% ▲	+13	Civil	54.2%	57.0%
		Civil Commitments	21	2%	40.0% ▲	+6	Civil Commitments	26.0%	22.8%
		GRAND TOTAL	1,235	100%	19.6% ▲	+202	GRAND TOTAL	100%	100%

Filings by Division & Code

Division	Case Type Description	Code	Summary	Change	% Change	Absolute Change
Criminal	Misdemeanor	M	149	▲	+47.5%	+48
	Felony	F	46	↔		-
	Show Cause	SC	23	▲	+15.0%	+3
	Capias	CA	7	▼	-56.3%	-9
	Motion	MO	2	▼	-60.0%	-3
	Civil Violation	CV	1	↔		-
	Total			228	▲	20.6%
Traffic	Infraction	I	525	▲	+18.5%	+82
	Misdemeanor	M	164	▲	+70.8%	+68
	Capias	CA	5	↔		-
	Show Cause	SC	4	▼	-42.9%	-3
	Felony	F	3	▲	+50.0%	+1
	Civil Violation	CV	2	▼	-60.0%	-3
	Motion	MO	1	▼	-50.0%	-1
Total			704	▲	25.7%	+144
Civil	Warrant in Debt	WD	108	▲	+74.2%	+46
	Garnishment	GA	73	▼	-17.0%	-15
	Unlawful Detainer	UD	45	▼	-22.4%	-13
	Other	OT	14	▲	-12.5%	-2
	Preliminary Protective Order	PP	11	▲	+175.0%	+7
	Protective Order	PO	11	▲	+266.7%	+8
	Detinue	DT	6	▼	-25.0%	-2
	Admin License	AL	4	▼	-50.0%	-4
	Show Cause	SC	4	↔		-
	Abstract	AJ	2	▼	-50.0%	-2
	Interrogatory	IN	2	▼	-60.0%	-3
	Bond Forfeiture	BF	1	▼	-83.3%	-5
	Capias	CA	1	▲	-	+1
	Impoundment	IM	0	▼	-100.0%	-2
Motion for Judgment	MJ	0	▼	-100.0%	-1	
Total			282	▲	4.8%	+13
Civil Commitments	Temporary Detention Order	TD	15	▲	+15.4%	+2
	Emergency Custody Order	EC	6	▲	+200.0%	+4
	Total		21	▲	40.0%	+6
GRAND TOTAL			1,235	▲	19.6%	+202

Filings by Major Case Category**



Category	Summary	Change	% Change	Absolute Change
Felony	49	▲	+2.1%	+1
Garnishment	75	▼	-19.4%	-18
General Civil	116	▲	+61.1%	+44
Infraction/Civil Violation	528	▼	+17.6%	+79
Landlord /Tenant	45	▼	-22.4%	-13
Misdemeanor	313	▲	+58.9%	+116
Other	87	▲	-20.2%	-22
Protective Orders	22	▲	+214.3%	+15
GRAND TOTAL	1,235	▲	19.6%	+202

* Compared to same time period as previous year

** Case Type Categories are defined in the 2017 Virginia Judicial Workload Assessment

* Compared to same time period as previous year

** Case Type Categories are defined in the 2017 Virginia Judicial Workload Assessment
Source: SCV-SQL-Information

2024 Overall GRAND TOTAL		Distribution of Caseload			Change*		Percentage (%) of Caseload		
1,691	+140	Criminal	328	19%	11.2% ▲	+33	Criminal	2023	2024
		Traffic	831	49%	5.9% ▲	+46	Traffic	19.0%	19.4%
		Civil	512	30%	15.8% ▲	+70	Civil	50.6%	49.1%
		Civil Commitments	20	1%	-31.0% ▼	-9	Civil Commitments	28.5%	30.3%
		GRAND TOTAL	1,691	100%	9.0% ▲	+140	GRAND TOTAL	1.9%	1.2%
							GRAND TOTAL	100%	100%

Filings by Division & Code

Division	Case Type Description	Code	Summary	Change	% Change	Absolute Change
Criminal	Misdemeanor	M	175	▲	+17.4%	+26
	Felony	F	83	▲	+20.3%	+14
	Capias	CA	31	▲	+34.8%	+8
	Show Cause	SC	28	▼	-33.3%	-14
	Civil Violation	CV	11	▼	-8.3%	-1
	Total			328	▲	11.2%
Traffic	Infraction	I	614	▲	+3.7%	+22
	Misdemeanor	M	159	▲	+19.5%	+26
	Show Cause	SC	33	▲	+3.1%	+1
	Capias	CA	20	▼	-13.0%	-3
	Felony	F	4	↔	-	-
	Restricted Operators License	RL	1	▲	-	+1
	Civil Violation	CV	0	▼	-100.0%	-1
Total			831	▲	5.9%	+46
Civil	Warrant in Debt	WD	235	▲	+16.3%	+33
	Garnishment	GA	131	▲	+33.7%	+33
	Unlawful Detainer	UD	44	▼	-17.0%	-9
	Other	OT	26	▲	+36.8%	+7
	Preliminary Protective Order	PP	23	▲	+76.9%	+10
	Protective Order	PO	17	▲	+112.5%	+9
	Impoundment	IM	12	▲	+140.0%	+7
	Interrogatory	IN	7	▼	-22.2%	-2
	Abstract	AJ	5	▲	+66.7%	+2
	Admin License	AL	4	▲	+300.0%	+3
	Detinue	DT	4	▼	-76.5%	-13
	Capias	CA	2	▲	-	+2
	Counter Claim	CC	1	↔	-	-
	Show Cause	SC	1	▼	-91.7%	-11
	Third Party Claim	TH	0	▼	-100.0%	-1
Total			512	▲	15.8%	+70
Civil Commitments	Temporary Detention Order	TD	13	▼	-18.8%	-3
	Emergency Custody Order	EC	7	▼	-46.2%	-6
Total			20	▼	-31.0%	-9
GRAND TOTAL			1,691	▲	9.0%	+140

Filings by Major Case Category**



Category	Summary	Change	% Change	Absolute Change
Felony	87	▲	+19.2%	+14
Garnishment	138	▲	+29.0%	+31
General Civil	245	▲	+10.4%	+23
Infraction/Civil Violation	625	▼	+3.3%	+20
Landlord /Tenant	44	▼	-17.0%	-9
Misdemeanor	335	▲	+18.8%	+53
Other	177	▲	-5.9%	-11
Protective Orders	40	▲	+90.5%	+19
GRAND TOTAL	1,691	▲	9.0%	+140

* Compared to same time period as previous year

** Case Type Categories are defined in the 2017 Virginia Judicial Workload Assessment
 Source: SCV-SQL-Information

* Compared to same time period as previous year

** Case Type Categories are defined in the 2017 Virginia Judicial Workload Assessment
Source: SCV-SQL-Information

2024 Overall GRAND TOTAL		Distribution of Caseload			Change*		Percentage (%) of Caseload		
1,876	+184	Criminal	249	13%	-7.1% ▼	-19	Criminal	2023	2024
		Traffic	1,070	57%	32.9% ▲	+265	Traffic	47.6%	57.0%
		Civil	537	29%	-11.4% ▼	-69	Civil	35.8%	28.6%
		Civil Commitments	20	1%	53.8% ▲	+7	Civil Commitments	0.8%	1.1%
		GRAND TOTAL	1,876	100%	10.9% ▲	+184	GRAND TOTAL	100%	100%

Filings by Division & Code

Division	Case Type Description	Code	Summary	Change	% Change	Absolute Change
Criminal	Misdemeanor	M	135	▼	-21.1%	-36
	Felony	F	75	▲	+47.1%	+24
	Show Cause	SC	20	▼	-25.9%	-7
	Capias	CA	10	↔		-
	Civil Violation	CV	6	▲	+50.0%	+2
	Restricted Operators License	RL	3	▼	-40.0%	-2
	Total			249	▼	-7.1%
Traffic	Infraction	I	886	▲	+36.7%	+238
	Misdemeanor	M	162	▲	+24.6%	+32
	Show Cause	SC	10	↔		-
	Capias	CA	4	▼	-20.0%	-1
	Civil Violation	CV	4	▲	-	+4
	Felony	F	4	▼	-60.0%	-6
	Restricted Operators License	RL	0	▼	-100.0%	-2
Total			1,070	▲	32.9%	+265
Civil	Warrant in Debt	WD	257	▼	-19.7%	-63
	Unlawful Detainer	UD	111	▼	-20.1%	-28
	Garnishment	GA	90	▲	+32.4%	+22
	Other	OT	24	▲		-
	Preliminary Protective Order	PP	18	▲	+38.5%	+5
	Impoundment	IM	9	▲	+800.0%	+8
	Admin License	AL	7	▲	+75.0%	+3
	Detinue	DT	6	▼	-33.3%	-3
	Protective Order	PO	6	▼	-40.0%	-4
	Abstract	AJ	2	▼	-66.7%	-4
	Interrogatory	IN	2	▼	-33.3%	-1
	Show Cause	SC	2	▼	-60.0%	-3
	Bond Forfeiture	BF	1	↔		-
	Tenants Assertion	TA	1	↔		-
	Third Party Claim	TH	1	▲	-	+1
Petition-Restore Arms	PR	0	▼	-100.0%	-2	
Total			537	▼	-11.4%	-69
Civil Commitments	Temporary Detention Order	TD	13	▲	+333.3%	+10
	Emergency Custody Order	EC	7	▼	-30.0%	-3
Total			20	▲	53.8%	+7
GRAND TOTAL			1,876	▲	10.9%	+184

Filings by Major Case Category**

Category	Summary	Change	% Change	Absolute Change
Felony	79	▼	+29.5%	+18
Garnishment	92	▼	+29.6%	+21
General Civil	268	▲	-19.3%	-64
Infraction/Civil Violation	896	▲	+37.4%	+244
Landlord /Tenant	112	▼	-20.0%	-28
Misdemeanor	300	▼	-2.6%	-8
Other	105	▲		0
Protective Orders	24	▼	+4.3%	+1

* Compared to same time period as previous year



** Case Type Categories are defined in the 2017 Virginia Judicial Workload Assessment

CPSS - GCMS CASELOAD STATISTICS OF THE GENERAL DISTRICT COURTS
January 2024 thru February 2024 Filings (Compared to January 2023 thru February 2023)

<i>GRAND TOTAL</i>	1,876	▲	10.9%	+184
---------------------------	--------------	---	-------	------

* Compared to same time period as previous year

** Case Type Categories are defined in the 2017 Virginia Judicial Workload Assessment
Source: SCV-SQL-Information

2024 Overall GRAND TOTAL		Distribution of Caseload			Change*		Percentage (%) of Caseload		
3,470	+13	Criminal	817	24%	-13.2% ▼	-124	Criminal	2023	2024
		Traffic	955	28%	-17.7% ▼	-206	Traffic	27.2%	23.5%
		Civil	1,524	44%	26.8% ▲	+322	Civil	33.6%	27.5%
		Civil Commitments	174	5%	13.7% ▲	+21	Civil Commitments	34.8%	43.9%
		GRAND TOTAL	3,470	100%	0.4% ▲	+13	GRAND TOTAL	4.4%	5.0%
							GRAND TOTAL	100%	100%

Filings by Division & Code

Division	Case Type Description	Code	Summary	Change	% Change	Absolute Change
Criminal	Misdemeanor	M	459	▼	-2.8%	-13
	Felony	F	208	▼	-27.0%	-77
	Capias	CA	75	▼	-12.8%	-11
	Show Cause	SC	62	▼	-25.3%	-21
	Motion	MO	10	▲	+150.0%	+6
	Civil Violation	CV	3	▼	-72.7%	-8
	Total			817	▼	-13.2%
Traffic	Infraction	I	619	▼	-22.0%	-175
	Misdemeanor	M	307	▲	+1.0%	+3
	Show Cause	SC	13	▼	-58.1%	-18
	Capias	CA	9	▼	-57.1%	-12
	Felony	F	6	▲	+20.0%	+1
	Other	O	1	▲	-	+1
	Civil Violation	CV	0	▼	-100.0%	-1
	Motion	MO	0	▼	-100.0%	-2
	Restricted Operators License	RL	0	▼	-100.0%	-3
Total			955	▼	-17.7%	-206
Civil	Warrant in Debt	WD	496	▲	+22.8%	+92
	Unlawful Detainer	UD	369	▲	+29.9%	+85
	Garnishment	GA	250	▲	+34.4%	+64
	Detinue	DT	112	▼	-3.4%	-4
	Other	OT	75	▲	+41.5%	+22
	Preliminary Protective Order	PP	47	▲	+30.6%	+11
	Interrogatory	IN	31	▲	+55.0%	+11
	Bond Forfeiture	BF	28	▲	+55.6%	+10
	Protective Order	PO	28	▲	+33.3%	+7
	Impoundment	IM	24	▲	+14.3%	+3
	Show Cause	SC	21	▲	+200.0%	+14
	Abstract	AJ	16	▲	+33.3%	+4
	Admin License	AL	14	↔	-	-
	Capias	CA	4	↔	-	-
	Tenants Assertion	TA	4	▲	+300.0%	+3
	Counter Claim	CC	2	↔	-	-
	Petition-Restore Arms	PR	2	▲	+100.0%	+1
	Motion for Judgment	MJ	1	▼	-50.0%	-1
Total			1,524	▲	26.8%	+322
Civil Commitments	Mental Commitment	MC	73	▲	+52.1%	+25
	Temporary Detention Order	TD	58	▼	-4.9%	-3
	Emergency Custody Order	EC	41	▼	-6.8%	-3
	Medical Emergency Temporary Detention Order	MT	1	▲	-	+1
	Petition	PT	1	▲	-	+1
Total			174	▲	13.7%	+21
GRAND TOTAL			3,470	▲	0.4%	+13

Filings by Major Case Category**

Category	Summary	Change	% Change	Absolute Change
Felony	214	▼	-26.2%	-76
Garnishment	281	▲	+36.4%	+75

* Compared to same time period as previous year


** Case Type Categories are defined in the 2017 Virginia Judicial Workload Assessment

CPSS - GCMS CASELOAD STATISTICS OF THE GENERAL DISTRICT COURTS
 January 2024 thru February 2024 Filings (Compared to January 2023 thru February 2023)

General Civil	617	▲	+16.2%	+86
Infraction/Civil Violation	623	▲	-22.7%	-183
Involuntary Civil Commitments	1	▲	-	+1
Landlord /Tenant	373	▲	+30.9%	+88
Misdemeanor	766	▼	-1.7%	-13
Other	520	▲	+3.4%	+17
Protective Orders	75	▲	+31.6%	+18
GRAND TOTAL	3,470	▲	0.4%	+13

* Compared to same time period as previous year

** Case Type Categories are defined in the 2017 Virginia Judicial Workload Assessment
 Source: SCV-SQL-Information

2024 Overall GRAND TOTAL		Distribution of Caseload			Change*		Percentage (%) of Caseload		
655 +16 	Criminal	85	13%	-16.7% ▼	-17	Criminal	2023: 16.0%	2024: 13.0%	
	Traffic	486	74%	11.0% ▲	+48	Traffic	68.5%	74.2%	
	Civil	77	12%	-8.3% ▼	-7	Civil	13.1%	11.8%	
	Civil Commitments	7	1%	-53.3% ▼	-8	Civil Commitments	2.3%	1.1%	
	GRAND TOTAL	655	100%	2.5% ▲	+16	GRAND TOTAL	100%	100%	

Filings by Division & Code

Division	Case Type Description	Code	Summary	Change	% Change	Absolute Change
Criminal	Misdemeanor	M	61	▲	+32.6%	+15
	Felony	F	13	▼	-74.0%	-37
	Show Cause	SC	7	▲	+75.0%	+3
	Capias	CA	2	▲	+100.0%	+1
	Civil Violation	CV	2	▲	+100.0%	+1
	Total			85	▼	-16.7%
Traffic	Infraction	I	406	▲	+21.9%	+73
	Misdemeanor	M	73	▼	-24.0%	-23
	Capias	CA	3	▲	+50.0%	+1
	Show Cause	SC	3	▼	-25.0%	-1
	Felony	F	1	▼	-50.0%	-1
	Restricted Operators License	RL	0	▼	-100.0%	-1
	Total			486	▲	11.0%
Civil	Warrant in Debt	WD	28	▼	-12.5%	-4
	Garnishment	GA	21	▼	-16.0%	-4
	Other	OT	7	▼	-12.5%	-1
	Preliminary Protective Order	PP	6	▲	+200.0%	+4
	Protective Order	PO	5	▲	+400.0%	+4
	Unlawful Detainer	UD	5	↔		-
	Abstract	AJ	2	↔		-
	Detinue	DT	2	▲	+100.0%	+1
	Interrogatory	IN	1	↔		-
	Admin License	AL	0	▼	-100.0%	-5
	Counter Claim	CC	0	▼	-100.0%	-1
	Impoundment	IM	0	▼	-100.0%	-1
	Total			77	▼	-8.3%
Civil Commitments	Temporary Detention Order	TD	5	▼	-44.4%	-4
	Emergency Custody Order	EC	2	▼	-66.7%	-4
	Total		7	▼	-53.3%	-8
GRAND TOTAL			655	▲	2.5%	+16



Filings by Major Case Category**

Category	Summary	Change	% Change	Absolute Change
Felony	14	▼	-73.1%	-38
Garnishment	22	▼	-15.4%	-4
General Civil	30	▲	-9.1%	-3
Infraction/Civil Violation	408	▲	+22.2%	+74
Landlord /Tenant	5	↔		0
Misdemeanor	134	▼	-6.3%	-9
Other	31	▼	-27.9%	-12
Protective Orders	11	▲	+266.7%	+8
GRAND TOTAL	655	▲	2.5%	+16

* Compared to same time period as previous year

** Case Type Categories are defined in the 2017 Virginia Judicial Workload Assessment

Source: SCV-SQL-Information

2024 Overall GRAND TOTAL		Distribution of Caseload			Change*		Percentage (%) of Caseload		
1,360	+90	Criminal	201	15%	0.5% ▲	+1	Criminal	2023	2024
		Traffic	888	65%	7.0% ▲	+58	Traffic	15.7%	14.8%
		Civil	217	16%	9.6% ▲	+19	Civil	65.4%	65.3%
		Civil Commitments	54	4%	28.6% ▲	+12	Civil Commitments	15.6%	16.0%
		GRAND TOTAL	1,360	100%	7.1% ▲	+90	GRAND TOTAL	3.3%	4.0%
							GRAND TOTAL	100%	100%

Filings by Division & Code

Division	Case Type Description	Code	Summary	Change	% Change	Absolute Change
Criminal	Misdemeanor	M	113	▼	-5.0%	-6
	Felony	F	65	▼	-9.7%	-7
	Capias	CA	15	▲	+275.0%	+11
	Civil Violation	CV	5	▲	-	+5
	Show Cause	SC	3	▼	-40.0%	-2
	Total			201	▲	0.5%
Traffic	Infraction	I	713	▲	+4.5%	+31
	Misdemeanor	M	159	▲	+13.6%	+19
	Capias	CA	10	▲	+42.9%	+3
	Show Cause	SC	5	▲	-	+5
	Felony	F	1	↔	-	-
	Total			888	▲	7.0%
Civil	Warrant in Debt	WD	85	▲	+49.1%	+28
	Garnishment	GA	53	▲	+1.9%	+1
	Unlawful Detainer	UD	44	▲	+22.2%	+8
	Admin License	AL	12	▲	+20.0%	+2
	Other	OT	10	▼	-37.5%	-6
	Detinue	DT	8	↔	-	-
	Preliminary Protective Order	PP	3	▼	-50.0%	-3
	Protective Order	PO	2	▼	-66.7%	-4
	Capias	CA	0	▼	-100.0%	-1
	Impoundment	IM	0	▼	-100.0%	-2
	Interrogatory	IN	0	▼	-100.0%	-2
	Show Cause	SC	0	▼	-100.0%	-1
	Tenants Assertion	TA	0	▼	-100.0%	-1
	Total			217	▲	9.6%
Civil Commitments	Mental Commitment	MC	22	▲	+15.8%	+3
	Temporary Detention Order	TD	13	▲	+8.3%	+1
	Emergency Custody Order	EC	9	▲	+200.0%	+6
	Other	OT	7	▼	-12.5%	-1
	Medical Emergency Temporary Detention Order	MT	3	▲	-	+3
Total			54	▲	28.6%	+12
GRAND TOTAL			1,360	▲	7.1%	+90

Filings by Major Case Category**

Category	Summary	Change	% Change	Absolute Change
Felony	66	▼	-9.6%	-7
Garnishment	53	▼	-1.9%	-1
General Civil	93	▲	+43.1%	+28
Infraction/Civil Violation	718	▲	+5.3%	+36
Involuntary Civil Commitments	7	▼	-12.5%	-1
Landlord /Tenant	44	▼	+18.9%	+7
Misdemeanor	272	▲	+5.0%	+13
Other	102	▲	+27.5%	+22
Protective Orders	5	▼	-58.3%	-7
GRAND TOTAL	1,360	▲	7.1%	+90

* Compared to same time period as previous year

** Case Type Categories are defined in the 2017 Virginia Judicial Workload Assessment
 Source: SCV-SQL-Information

* Compared to same time period as previous year

** Case Type Categories are defined in the 2017 Virginia Judicial Workload Assessment
Source: SCV-SQL-Information

2024 Overall GRAND TOTAL		Distribution of Caseload			Change*		Percentage (%) of Caseload		
2,801	+381	Criminal	472	17%	29.7% ▲	+108	Criminal	2023	2024
		Traffic	1,927	69%	15.5% ▲	+259	Traffic	15.0%	16.9%
2024		Civil	277	10%	-1.1% ▼	-3	Civil	68.9%	68.8%
2023		Civil Commitments	125	4%	15.7% ▲	+17	Civil Commitments	11.6%	9.9%
		GRAND TOTAL	2,801	100%	15.7% ▲	+381	GRAND TOTAL	4.5%	4.5%
							GRAND TOTAL	100%	100%

Filings by Division & Code

Division	Case Type Description	Code	Summary	Change	% Change	Absolute Change
Criminal	Misdemeanor	M	230	▲	+35.3%	+60
	Felony	F	156	▲	+33.3%	+39
	Capias	CA	52	▲	+15.6%	+7
	Show Cause	SC	20	▼	-23.1%	-6
	Civil Violation	CV	14	▲	+133.3%	+8
	Total			472	▲	29.7%
Traffic	Infraction	I	1,515	▲	+12.3%	+166
	Misdemeanor	M	391	▲	+34.8%	+101
	Capias	CA	16	▲	+45.5%	+5
	Felony	F	3	▼	-40.0%	-2
	Civil Violation	CV	1	▲	-	+1
	Show Cause	SC	1	▼	-92.3%	-12
Total			1,927	▲	15.5%	+259
Civil	Warrant in Debt	WD	82	▼	-28.1%	-32
	Garnishment	GA	78	▲	+27.9%	+17
	Unlawful Detainer	UD	44	▲	+33.3%	+11
	Other	OT	23	▼	-17.9%	-5
	Admin License	AL	20	▲	+400.0%	+16
	Preliminary Protective Order	PP	16	▲	+23.1%	+3
	Abstract	AJ	5	▼	-37.5%	-3
	Protective Order	PO	4	▼	-33.3%	-2
	Bond Forfeiture	BF	1	▲	-	+1
	Counter Claim	CC	1	▲	-	+1
	Detinue	DT	1	▼	-50.0%	-1
	Impoundment	IM	1	▼	-75.0%	-3
	Motion for Judgment	MJ	1	▲	-	+1
	Interrogatory	IN	0	▼	-100.0%	-2
	Petition-Restore Arms	PR	0	▼	-100.0%	-1
Show Cause	SC	0	▼	-100.0%	-4	
Total			277	▼	-1.1%	-3
Civil Commitments	Mental Commitment	MC	52	▲	+20.9%	+9
	Temporary Detention Order	TD	33	▲	+43.5%	+10
	Emergency Custody Order	EC	27	↔	-	-
	Petition	PT	8	▲	+100.0%	+4
	Other	OT	3	▼	-72.7%	-8
	Medical Emergency Temporary Detention Order	MT	2	▲	-	+2
Total			125	▲	15.7%	+17
GRAND TOTAL			2,801	▲	15.7%	+381

Filings by Major Case Category**

Category	Summary	Change	% Change	Absolute Change
Felony	159	▼	+30.3%	+37
Garnishment	78	▼	+23.8%	+15
General Civil	85	▲	-29.2%	-35
Infraction/Civil Violation	1,530	▲	+12.9%	+175
Involuntary Civil Commitments	11	▲	-26.7%	-4
Landlord /Tenant	44	▲	+33.3%	+11
Misdemeanor	621	▲	+35.0%	+161

* Compared to same time period as previous year

** Case Type Categories are defined in the 2017 Virginia Judicial Workload Assessment

CPSS - GCMS CASELOAD STATISTICS OF THE GENERAL DISTRICT COURTS
 January 2024 thru February 2024 Filings (Compared to January 2023 thru February 2023)

Augusta


District: 25 FIPS: 015

Other	253	▲	+8.6%	+20
Protective Orders	20	▼	+5.3%	+1
GRAND TOTAL	2,801	▲	15.7%	+381

* Compared to same time period as previous year

** Case Type Categories are defined in the 2017 Virginia Judicial Workload Assessment
 Source: SCV-SQL-Information

CPSS - GCMS CASELOAD STATISTICS OF THE GENERAL DISTRICT COURTS
 January 2024 thru February 2024 Filings (Compared to January 2023 thru February 2023)

2024 Overall GRAND TOTAL		Distribution of Caseload			Change*		Percentage (%) of Caseload		
512 +205 	Criminal	28	5%	-49.1% ▼	-27	Criminal	2023	2024	
	Traffic	452	88%	90.7% ▲	+215	Traffic	17.9%	5.5%	
	Civil	30	6%	172.7% ▲	+19	Civil	77.2%	88.3%	
	Civil Commitments	2	0%	-50.0% ▼	-2	Civil Commitments	3.6%	5.9%	
	GRAND TOTAL	512	100%	66.8% ▲	+205	GRAND TOTAL	1.3%	0.4%	
						GRAND TOTAL	100%	100%	

Filings by Division & Code



Division	Case Type Description	Code	Summary	Change	% Change	Absolute Change
Criminal	Misdemeanor	M	24	▼	-46.7%	-21
	Felony	F	2	▼	-66.7%	-4
	Capias	CA	1	↔	-	-
	Civil Violation	CV	1	▲	-	+1
	Show Cause	SC	0	▼	-100.0%	-3
	Total			28	▼	-49.1%
Traffic	Infraction	I	420	▲	+90.0%	+199
	Misdemeanor	M	31	▲	+93.8%	+15
	Show Cause	SC	1	▲	-	+1
	Total		452	▲	90.7%	+215
Civil	Warrant in Debt	WD	9	▲	+200.0%	+6
	Other	OT	5	▲	+150.0%	+3
	Garnishment	GA	4	↔	-	-
	Protective Order	PO	4	▲	-	+4
	Preliminary Protective Order	PP	3	▲	+200.0%	+2
	Capias	CA	1	▲	-	+1
	Counter Claim	CC	1	▲	-	+1
	Detinue	DT	1	▲	-	+1
	Interrogatory	IN	1	▲	-	+1
	Unlawful Detainer	UD	1	▲	-	+1
	Impoundment	IM	0	▼	-100.0%	-1
	Total			30	▲	172.7%
Civil Commitments	Emergency Custody Order	EC	2	↔	-	-
	Temporary Detention Order	TD	0	▼	-100.0%	-2
	Total			2	▼	-50.0%
GRAND TOTAL			512	▲	66.8%	+205

Filings by Major Case Category**

Category	Summary	Change	% Change	Absolute Change
Felony	2	▼	-66.7%	-4
Garnishment	5	▲	+25.0%	+1
General Civil	11	▲	+266.7%	+8
Infraction/Civil Violation	421	▲	+90.5%	+200
Landlord /Tenant	1	▲	-	+1
Misdemeanor	55	▲	-9.8%	-6
Other	10	▲	-9.1%	-1
Protective Orders	7	▲	+600.0%	+6
GRAND TOTAL	512	▲	66.8%	+205

* Compared to same time period as previous year

** Case Type Categories are defined in the 2017 Virginia Judicial Workload Assessment
 Source: SCV-SQL-Information

2024 Overall GRAND TOTAL		Distribution of Caseload			Change*		Percentage (%) of Caseload			
2,370	-126	Criminal	200	8%	-2.4%	▼	-5	Criminal	2023 8.2%	2024 8.4%
		Traffic	1,981	84%	-6.0%	▼	-127	Traffic	84.5%	83.6%
		Civil	180	8%	2.9%	▲	+5	Civil	7.0%	7.6%
		Civil Commitments	9	0%	12.5%	▲	+1	Civil Commitments	0.3%	0.4%
		GRAND TOTAL	2,370	100%	-5.0%	▼	-126	GRAND TOTAL	100%	100%

Filings by Division & Code

Division	Case Type Description	Code	Summary	Change	% Change	Absolute Change
Criminal	Misdemeanor	M	136	▲	+3.8%	+5
	Felony	F	40	▼	-9.1%	-4
	Show Cause	SC	11	▲	+10.0%	+1
	Capias	CA	9	▼	-35.7%	-5
	Civil Violation	CV	4	▼	-20.0%	-1
	Restricted Operators License	RL	0	▼	-100.0%	-1
	Total			200	▼	-2.4%
Traffic	Infraction	I	1,697	▼	-2.5%	-44
	Misdemeanor	M	277	▼	-20.9%	-73
	Show Cause	SC	4	▼	-60.0%	-6
	Capias	CA	2	▼	-33.3%	-1
	Felony	F	1	▼	-50.0%	-1
	Civil Violation	CV	0	▼	-100.0%	-1
	Restricted Operators License	RL	0	▼	-100.0%	-1
Total			1,981	▼	-6.0%	-127
Civil	Warrant in Debt	WD	74	▼	-27.5%	-28
	Garnishment	GA	40	▲	+48.1%	+13
	Unlawful Detainer	UD	18	▲	+38.5%	+5
	Other	OT	11	▲	+266.7%	+8
	Protective Order	PO	9	▲	+80.0%	+4
	Admin License	AL	8	↔		-
	Preliminary Protective Order	PP	7	▲	+75.0%	+3
	Impoundment	IM	5	▲	+66.7%	+2
	Overweight	OC	2	↔		-
	Bond Forfeiture	BF	1	▲	-	+1
	Counter Claim	CC	1	▲	-	+1
	Detinue	DT	1	▼	-50.0%	-1
	Interrogatory	IN	1	▼	-75.0%	-3
	Show Cause	SC	1	▲	-	+1
	Tenants Assertion	TA	1	▲	-	+1
	Abstract	AJ	0	▼	-100.0%	-1
Petition-Restore Arms	PR	0	▼	-100.0%	-1	
Total			180	▲	2.9%	+5
Civil Commitments	Temporary Detention Order	TD	5	▼	-16.7%	-1
	Emergency Custody Order	EC	4	▲	+100.0%	+2
Total			9	▲	12.5%	+1
GRAND TOTAL			2,370	▼	-5.0%	-126

Filings by Major Case Category**

Category	Summary	Change	% Change	Absolute Change
Felony	41	▼	-10.9%	-5
Garnishment	41	▼	+32.3%	+10
General Civil	76	▼	-28.3%	-30
Infraction/Civil Violation	1,703	▼	-2.6%	-46
Landlord /Tenant	19	▲	+46.2%	+6
Misdemeanor	413	▼	-14.5%	-70
Other	61	▲	+3.4%	+2

* Compared to same time period as previous year



** Case Type Categories are defined in the 2017 Virginia Judicial Workload Assessment
 Source: SCV-SQL-Information

CPSS - GCMS CASELOAD STATISTICS OF THE GENERAL DISTRICT COURTS
January 2024 thru February 2024 Filings (Compared to January 2023 thru February 2023)

Protective Orders	16	▲	+77.8%	+7
GRAND TOTAL	2,370	▼	-5.0%	-126

* Compared to same time period as previous year

** Case Type Categories are defined in the 2017 Virginia Judicial Workload Assessment
Source: SCV-SQL-Information

2024 Overall GRAND TOTAL		Distribution of Caseload		Change*		Percentage (%) of Caseload				
172	-140	Criminal	48	28%	-9.4%	▼	-5	Criminal	2023	2024
		Traffic	66	38%	-66.5%	▼	-131	Traffic	17.0%	27.9%
		Civil	55	32%	-5.2%	▼	-3	Civil	63.1%	38.4%
		Civil Commitments	3	2%	-25.0%	▼	-1	Civil Commitments	18.6%	32.0%
		GRAND TOTAL	172	100%	-44.9%	▼	-140	GRAND TOTAL	1.3%	1.7%
								GRAND TOTAL	100%	100%

Filings by Division & Code

Division	Case Type Description	Code	Summary	Change	% Change	Absolute Change
Criminal	Misdemeanor	M	23	▼	-25.8%	-8
	Felony	F	13	▼	-31.6%	-6
	Show Cause	SC	7	▲	+600.0%	+6
	Capias	CA	5	▲	+150.0%	+3
	Total		48	▼	-9.4%	-5
Traffic	Infraction	I	48	▼	-70.6%	-115
	Misdemeanor	M	10	▼	-60.0%	-15
	Capias	CA	5	▼	-44.4%	-4
	Show Cause	SC	2	▲	-	+2
	Felony	F	1	▲	-	+1
	Total		66	▼	-66.5%	-131
Civil	Warrant in Debt	WD	17	↔	-	-
	Garnishment	GA	13	▼	-43.5%	-10
	Unlawful Detainer	UD	12	▲	+50.0%	+4
	Other	OT	4	▼	-33.3%	-2
	Admin License	AL	3	▲	-	+3
	Preliminary Protective Order	PP	2	▼	-33.3%	-1
	Bond Forfeiture	BF	1	▲	-	+1
	Interrogatory	IN	1	▲	-	+1
	Protective Order	PO	1	↔	-	-
	Show Cause	SC	1	▲	-	+1
Total		55	▼	-5.2%	-3	
Civil Commitments	Temporary Detention Order	TD	2	▼	-33.3%	-1
	Emergency Custody Order	EC	1	↔	-	-
	Total		3	▼	-25.0%	-1
GRAND TOTAL			172	▼	-44.9%	-140

Filings by Major Case Category**

Category	Summary	Change	% Change	Absolute Change
Felony	14	▲	-26.3%	-5
Garnishment	14	▲	-39.1%	-9
General Civil	17	↔	-	0
Infraction/Civil Violation	48	▼	-70.6%	-115
Landlord /Tenant	12	▲	+50.0%	+4
Misdemeanor	33	▼	-41.1%	-23
Other	31	▲	+40.9%	+9
Protective Orders	3	▼	-25.0%	-1
GRAND TOTAL	172	▼	-44.9%	-140

* Compared to same time period as previous year

** Case Type Categories are defined in the 2017 Virginia Judicial Workload Assessment
 Source: SCV-SQL-Information

2024 Overall GRAND TOTAL		Distribution of Caseload		Change*		Percentage (%) of Caseload		
131	+13	Criminal	13 10%	-40.9% ▼	-9	Criminal	2023 18.6%	2024 9.9%
2024		Traffic	87 66%	31.8% ▲	+21	Traffic	55.9%	66.4%
2023		Civil	31 24%	3.3% ▲	+1	Civil	25.4%	23.7%
		GRAND TOTAL	131 100%	11.0% ▲	+13	GRAND TOTAL	100%	100%

Filings by Division & Code


Division	Case Type Description	Code	Summary	Change	% Change	Absolute Change
Criminal	Misdemeanor	M	10	▼	-33.3%	-5
	Felony	F	2	↔		-
	Show Cause	SC	1	▼	-66.7%	-2
	Capias	CA	0	▼	-100.0%	-2
	Total		13	▼	-40.9%	-9
Traffic	Infraction	I	79	▲	+36.2%	+21
	Misdemeanor	M	7	↔		-
	Capias	CA	1	▲	-	+1
	Restricted Operators License	RL	0	▼	-100.0%	-1
	Total		87	▲	31.8%	+21
Civil	Unlawful Detainer	UD	10	↔		-
	Warrant in Debt	WD	9	▼	-10.0%	-1
	Garnishment	GA	3	▼	-50.0%	-3
	Admin License	AL	2	▲	-	+2
	Interrogatory	IN	2	▲	-	+2
	Detinue	DT	1	▲	-	+1
	Impoundment	IM	1	▲	-	+1
	Other	OT	1	▲	-75.0%	-3
	Protective Order	PO	1	▲	-	+1
	Tenants Assertion	TA	1	▲	-	+1
Total		31	▲	3.3%	+1	
GRAND TOTAL			131	▲	11.0%	+13

Filings by Major Case Category**

Category	Summary	Change	% Change	Absolute Change
Felony	2	↔		0
Garnishment	5	▲	-16.7%	-1
General Civil	11	▲	+10.0%	+1
Infraction/Civil Violation	79	▲	+36.2%	+21
Landlord /Tenant	11	▲	+10.0%	+1
Misdemeanor	17	▼	-26.1%	-6
Other	5	▲	-44.4%	-4
Protective Orders	1	▲	-	+1
GRAND TOTAL	131	▲	11.0%	+13

* Compared to same time period as previous year

** Case Type Categories are defined in the 2017 Virginia Judicial Workload Assessment
 Source: SCV-SQL-Information

2024 Overall GRAND TOTAL		Distribution of Caseload		Change*		Percentage (%) of Caseload			
169	+47	Criminal	22	13%	175.0% ▲	+14	Criminal	2023 6.6%	2024 13.0%
		Traffic	138	82%	38.0% ▲	+38	Traffic	82.0%	81.7%
2024		Civil	8	5%	-42.9% ▼	-6	Civil	11.5%	4.7%
2023		Civil Commitments	1	1%	- ▲	+1	Civil Commitments	0.0%	0.6%
		GRAND TOTAL	169	100%	38.5% ▲	+47	GRAND TOTAL	100%	100%

Filings by Division & Code



Division	Case Type Description	Code	Summary	Change	% Change	Absolute Change
Criminal	Misdemeanor	M	21	▲	+200.0%	+14
	Civil Violation	CV	1	▲	-	+1
	Felony	F	0	▼	-100.0%	-1
	Total		22	▲	175.0%	+14
Traffic	Infraction	I	127	▲	+35.1%	+33
	Misdemeanor	M	11	▲	+83.3%	+5
	Total		138	▲	38.0%	+38
Civil	Warrant in Debt	WD	5	▼	-16.7%	-1
	Admin License	AL	1	▲	-	+1
	Garnishment	GA	1	▼	-75.0%	-3
	Unlawful Detainer	UD	1	↔	-	-
	Other	OT	0	▼	-100.0%	-1
	Preliminary Protective Order	PP	0	▼	-100.0%	-1
	Protective Order	PO	0	▼	-100.0%	-1
	Total		8	▼	-42.9%	-6
Civil Commitments	Temporary Detention Order	TD	1	▲	-	+1
	Total		1	▲	-	+1
GRAND TOTAL			169	▲	38.5%	+47

Filings by Major Case Category**

Category	Summary	Change	% Change	Absolute Change	
Felony	0	▼	-100.0%	-1	
Garnishment	1	▼	-75.0%	-3	
General Civil	5	▼	-16.7%	-1	
Infraction/Civil Violation	128	▲	+36.2%	+34	
Landlord /Tenant	1	↔	-	0	
Misdemeanor	32	▲	+146.2%	+19	
Other	2	▲	+100.0%	+1	
Protective Orders	0	▼	-100.0%	-2	
GRAND TOTAL		169	▲	38.5%	+47

* Compared to same time period as previous year

** Case Type Categories are defined in the 2017 Virginia Judicial Workload Assessment
 Source: SCV-SQL-Information

2024 Overall GRAND TOTAL		Distribution of Caseload			Change*		Percentage (%) of Caseload		
1,532	-80	Criminal	248	16%	15.9% ▲	+34	Criminal	2023	2024
		Traffic	1,084	71%	-5.7% ▼	-65	Traffic	13.3%	16.2%
		Civil	179	12%	-21.1% ▼	-48	Civil	71.3%	70.8%
		Civil Commitments	21	1%	-4.5% ▼	-1	Civil Commitments	14.1%	11.7%
		GRAND TOTAL	1,532	100%	-5.0% ▼	-80	GRAND TOTAL	1.4%	1.4%
							GRAND TOTAL	100%	100%

Filings by Division & Code

Division	Case Type Description	Code	Summary	Change	% Change	Absolute Change
Criminal	Misdemeanor	M	134	▲	+10.7%	+13
	Felony	F	77	▲	+16.7%	+11
	Capias	CA	27	▲	+80.0%	+12
	Show Cause	SC	6	▼	-40.0%	-4
	Civil Violation	CV	4	▲	+100.0%	+2
	Total			248	▲	15.9%
Traffic	Infraction	I	793	▲	+19.8%	+131
	Misdemeanor	M	282	▼	-39.4%	-183
	Capias	CA	8	▼	-27.3%	-3
	Felony	F	1	▼	-88.9%	-8
	Show Cause	SC	0	▼	-100.0%	-2
	Total			1,084	▼	-5.7%
Civil	Warrant in Debt	WD	62	▼	-33.3%	-31
	Garnishment	GA	39	▼	-39.1%	-25
	Unlawful Detainer	UD	27	▲	+58.8%	+10
	Other	OT	17	▲	+183.3%	+11
	Detinue	DT	15	▼	-51.6%	-16
	Preliminary Protective Order	PP	5	▲	+25.0%	+1
	Admin License	AL	3	↔	-	-
	Protective Order	PO	3	↔	-	-
	Impoundment	IM	2	▲	-	+2
	Petition-Restore Arms	PR	2	▲	-	+2
	Abstract	AJ	1	▲	-	+1
	Counter Claim	CC	1	▲	-	+1
	Show Cause	SC	1	▼	-50.0%	-1
	Tenants Assertion	TA	1	▲	-	+1
	Bond Forfeiture	BF	0	▼	-100.0%	-1
	Interrogatory	IN	0	▼	-100.0%	-2
	Motion for Judgment	MJ	0	▼	-100.0%	-1
Total			179	▼	-21.1%	-48
Civil Commitments	Temporary Detention Order	TD	14	▲	+7.7%	+1
	Emergency Custody Order	EC	7	▼	-22.2%	-2
	Total		21	▼	-4.5%	-1
GRAND TOTAL			1,532	▼	-5.0%	-80

Filings by Major Case Category**



Category	Summary	Change	% Change	Absolute Change
Felony	78	▼	+4.0%	+3
Garnishment	39	▼	-40.9%	-27
General Civil	80	▲	-36.0%	-45
Infraction/Civil Violation	797	▲	+20.0%	+133
Landlord /Tenant	28	▲	+64.7%	+11
Misdemeanor	416	▼	-29.0%	-170
Other	86	▲	+19.4%	+14
Protective Orders	8	▲	+14.3%	+1
GRAND TOTAL	1,532	▼	-5.0%	-80

* Compared to same time period as previous year

** Case Type Categories are defined in the 2017 Virginia Judicial Workload Assessment

* Compared to same time period as previous year

** Case Type Categories are defined in the 2017 Virginia Judicial Workload Assessment
Source: SCV-SQL-Information

2024 Overall GRAND TOTAL		Distribution of Caseload			Change*		Percentage (%) of Caseload		
1,672	+203	Criminal	295	18%	26.6% ▲	+62	Criminal	2023	2024
		Traffic	869	52%	14.5% ▲	+110	Traffic	15.9%	17.6%
		Civil	273	16%	8.3% ▲	+21	Civil	51.7%	52.0%
		Civil Commitments	235	14%	4.4% ▲	+10	Civil Commitments	17.2%	16.3%
		GRAND TOTAL	1,672	100%	13.8% ▲	+203	GRAND TOTAL	100%	100%

Filings by Division & Code

Division	Case Type Description	Code	Summary	Change	% Change	Absolute Change
Criminal	Misdemeanor	M	124	▲	+24.0%	+24
	Felony	F	103	▲	+41.1%	+30
	Capias	CA	31	▼	-22.5%	-9
	Show Cause	SC	23	▲	+64.3%	+9
	Civil Violation	CV	14	▲	+366.7%	+11
	Motion	MO	0	▼	-100.0%	-3
	Total			295	▲	26.6%
Traffic	Infraction	I	719	▲	+19.0%	+115
	Misdemeanor	M	119	▲	+17.8%	+18
	Capias	CA	15	▼	-60.5%	-23
	Show Cause	SC	7	▲	+250.0%	+5
	Other	O	6	▼	-45.5%	-5
	Felony	F	1	▲	-	+1
	Motion	MO	1	▲	-	+1
	Restricted Operators License	RL	1	▲	-	+1
	Civil Violation	CV	0	▼	-100.0%	-3
Total			869	▲	14.5%	+110
Civil	Warrant in Debt	WD	85	▲	+4.9%	+4
	Garnishment	GA	74	▲	+2.8%	+2
	Unlawful Detainer	UD	51	▼	-8.9%	-5
	Preliminary Protective Order	PP	13	▲	+160.0%	+8
	Detinue	DT	11	▲	+57.1%	+4
	Protective Order	PO	11	▲	+120.0%	+6
	Other	OT	8	▲	+100.0%	+4
	Abstract	AJ	6	▲	-	+6
	Impoundment	IM	4	▲	+300.0%	+3
	Motion for Judgment	MJ	3	▲	+50.0%	+1
	Admin License	AL	2	▼	-33.3%	-1
	Show Cause	SC	2	▼	-60.0%	-3
	Capias	CA	1	▼	-50.0%	-1
	Counter Claim	CC	1	▲	-	+1
	Interrogatory	IN	1	▼	-88.9%	-8
Total			273	▲	8.3%	+21
Civil Commitments	Mental Commitment	MC	147	▲	+0.7%	+1
	Other	OT	45	▲	+4.7%	+2
	Temporary Detention Order	TD	23	▼	-4.2%	-1
	Petition	PT	11	▲	+175.0%	+7
	Emergency Custody Order	EC	9	▲	+12.5%	+1
Total			235	▲	4.4%	+10
GRAND TOTAL			1,672	▲	13.8%	+203

Filings by Major Case Category**

Category	Summary	Change	% Change	Absolute Change
Felony	104	▲	+42.5%	+31
Garnishment	75	▼	-7.4%	-6
General Civil	99	▲	+10.0%	+9
Infraction/Civil Violation	739	▲	+19.0%	+118
Involuntary Civil Commitments	56	▲	+19.1%	+9

* Compared to same time period as previous year

** Case Type Categories are defined in the 2017 Virginia Judicial Workload Assessment

CPSS - GCMS CASELOAD STATISTICS OF THE GENERAL DISTRICT COURTS
 January 2024 thru February 2024 Filings (Compared to January 2023 thru February 2023)


Staunton

District: 25 FIPS: 790

Landlord /Tenant	51	▼	-8.9%	-5
Misdemeanor	244	▲	+21.4%	+43
Other	280	▲	-3.4%	-10
Protective Orders	24	▲	+140.0%	+14
GRAND TOTAL	1,672	▲	13.8%	+203

* Compared to same time period as previous year

** Case Type Categories are defined in the 2017 Virginia Judicial Workload Assessment
 Source: SCV-SQL-Information

2024 Overall GRAND TOTAL		Distribution of Caseload			Change*		Percentage (%) of Caseload		
1,134 +158 		Criminal	166	15%	-6.2% ▼	-11	Criminal	2023	2024
		Traffic	417	37%	117.2% ▲	+225	Traffic	18.1%	14.6%
		Civil	530	47%	-8.0% ▼	-46	Civil	19.7%	36.8%
		Civil Commitments	21	2%	-32.3% ▼	-10	Civil Commitments	59.0%	46.7%
		GRAND TOTAL	1,134	100%	16.2% ▲	+158	GRAND TOTAL	3.2%	1.9%
							GRAND TOTAL	100%	100%

Filings by Division & Code

Division	Case Type Description	Code	Summary	Change	% Change	Absolute Change
Criminal	Misdemeanor	M	89	▲	+7.2%	+6
	Felony	F	49	▼	-15.5%	-9
	Capias	CA	21	▼	-27.6%	-8
	Show Cause	SC	7	▲	+16.7%	+1
	Civil Violation	CV	0	▼	-100.0%	-1
	Total			166	▼	-6.2%
Traffic	Infraction	I	288	▲	+148.3%	+172
	Misdemeanor	M	91	▲	+65.5%	+36
	Capias	CA	29	▲	+314.3%	+22
	Show Cause	SC	4	▼	-60.0%	-6
	Felony	F	3	▲	+50.0%	+1
	Civil Violation	CV	1	↔		-
	Restricted Operators License	RL	1	↔		-
	Total			417	▲	117.2%
Civil	Warrant in Debt	WD	307	▼	-6.1%	-20
	Garnishment	GA	80	▲	+11.1%	+8
	Unlawful Detainer	UD	73	▲	+10.6%	+7
	Detinue	DT	27	▼	-52.6%	-30
	Other	OT	12	▼	-20.0%	-3
	Preliminary Protective Order	PP	8	▼	-42.9%	-6
	Admin License	AL	6	▲	+50.0%	+2
	Abstract	AJ	5	▲	+66.7%	+2
	Detinue Seizure	DZ	5	▲	-	+5
	Motion for Judgment	MJ	3	▲	+200.0%	+2
	Show Cause	SC	3	▼	-40.0%	-2
	Protective Order	PO	1	▼	-50.0%	-1
	Capias	CA	0	▼	-100.0%	-1
	Impoundment	IM	0	▼	-100.0%	-2
	Interrogatory	IN	0	▼	-100.0%	-7
Total			530	▼	-8.0%	-46
Civil Commitments	Temporary Detention Order	TD	17	▼	-29.2%	-7
	Emergency Custody Order	EC	4	▼	-42.9%	-3
	Total		21	▼	-32.3%	-10
GRAND TOTAL			1,134	▲	16.2%	+158

Filings by Major Case Category**

Category	Summary	Change	% Change	Absolute Change
Felony	52	▲	-13.3%	-8
Garnishment	80	▼	+1.3%	+1
General Civil	342	▲	-11.2%	-43
Infraction/Civil Violation	289	▲	+144.9%	+171
Landlord /Tenant	73	▲	+10.6%	+7
Misdemeanor	181	▲	+30.2%	+42
Other	108	▲	-4.4%	-5
Protective Orders	9	▼	-43.8%	-7
GRAND TOTAL	1,134	▲	16.2%	+158

* Compared to same time period as previous year

** Case Type Categories are defined in the 2017 Virginia Judicial Workload Assessment
 Source: SCV-SQL-Information

* Compared to same time period as previous year

** Case Type Categories are defined in the 2017 Virginia Judicial Workload Assessment
Source: SCV-SQL-Information

2024 Overall GRAND TOTAL		Distribution of Caseload			Change*		Percentage (%) of Caseload		
581	-97	Criminal	50	9%	-27.5% ▼	-19	Criminal	2023	2024
		Traffic	461	79%	-15.4% ▼	-84	Traffic	10.2%	8.6%
2024		Civil	67	12%	8.1% ▲	+5	Civil	80.4%	79.3%
2023		Civil Commitments	3	1%	50.0% ▲	+1	Civil Commitments	9.1%	11.5%
		GRAND TOTAL	581	100%	-14.3% ▼	-97	GRAND TOTAL	0.3%	0.5%
							GRAND TOTAL	100%	100%

Filings by Division & Code

Division	Case Type Description	Code	Summary	Change	% Change	Absolute Change
Criminal	Misdemeanor	M	27	▼	-42.6%	-20
	Felony	F	8	▲	+60.0%	+3
	Show Cause	SC	8	▼	-33.3%	-4
	Capias	CA	5	▲	+400.0%	+4
	Civil Violation	CV	2	▲	+100.0%	+1
	Motion	MO	0	▼	-100.0%	-3
	Total			50	▼	-27.5%
Traffic	Infraction	I	386	▼	-14.8%	-67
	Misdemeanor	M	70	▼	-22.2%	-20
	Capias	CA	2	▲	+100.0%	+1
	Felony	F	2	▲	+100.0%	+1
	Show Cause	SC	1	▲	-	+1
	Total			461	▼	-15.4%
Civil	Warrant in Debt	WD	30	▼	-9.1%	-3
	Garnishment	GA	13	▼	-27.8%	-5
	Admin License	AL	11	▲	+266.7%	+8
	Unlawful Detainer	UD	6	↔	-	-
	Other	OT	4	▲	+300.0%	+3
	Preliminary Protective Order	PP	3	▲	-	+3
	Show Cause	SC	0	▼	-100.0%	-1
Total			67	▲	8.1%	+5
Civil Commitments	Temporary Detention Order	TD	2	▲	+100.0%	+1
	Emergency Custody Order	EC	1	↔	-	-
	Total			3	▲	50.0%
GRAND TOTAL			581	▼	-14.3%	-97

Filings by Major Case Category**

Category	Summary	Change	% Change	Absolute Change
Felony	10	▲	+66.7%	+4
Garnishment	13	▼	-27.8%	-5
General Civil	31	▲	-6.1%	-2
Infraction/Civil Violation	388	▲	-14.5%	-66
Landlord /Tenant	6	↔	-	0
Misdemeanor	97	▼	-29.2%	-40
Other	33	▲	+37.5%	+9
Protective Orders	3	▲	-	+3
GRAND TOTAL	581	▼	-14.3%	-97

* Compared to same time period as previous year

** Case Type Categories are defined in the 2017 Virginia Judicial Workload Assessment
 Source: SCV-SQL-Information

2024 Overall GRAND TOTAL		Distribution of Caseload			Change*		Percentage (%) of Caseload		
2,757 +29		Criminal	462	17%	14.9% ▲	+60	Criminal	2023 14.7%	2024 16.8%
		Traffic	1,707	62%	-7.1% ▼	-131	Traffic	67.4%	61.9%
2024		Civil	577	21%	21.5% ▲	+102	Civil	17.4%	20.9%
2023		Civil Commitments	11	0%	-15.4% ▼	-2	Civil Commitments	0.5%	0.4%
		GRAND TOTAL	2,757	100%	1.1% ▲	+29	GRAND TOTAL	100%	100%

Filings by Division & Code

Division	Case Type Description	Code	Summary	Change	% Change	Absolute Change
Criminal	Misdemeanor	M	265	▲	+18.8%	+42
	Felony	F	69	▼	-26.6%	-25
	Show Cause	SC	66	▲	+83.3%	+30
	Capias	CA	46	▲	+31.4%	+11
	Civil Violation	CV	16	▲	+14.3%	+2
	Total			462	▲	14.9%
Traffic	Infraction	I	1,278	▼	-9.6%	-135
	Misdemeanor	M	376	▼	-5.3%	-21
	Capias	CA	30	▲	+150.0%	+18
	Felony	F	11	▲	+83.3%	+5
	Show Cause	SC	11	▲	+37.5%	+3
	Civil Violation	CV	1	▼	-50.0%	-1
	Total			1,707	▼	-7.1%
Civil	Warrant in Debt	WD	261	▲	+44.2%	+80
	Garnishment	GA	192	▲	+37.1%	+52
	Unlawful Detainer	UD	38	▲	+5.6%	+2
	Admin License	AL	20	▼	-39.4%	-13
	Other	OT	11	▼	-8.3%	-1
	Protective Order	PO	11	▲	+83.3%	+5
	Overweight	OC	10	▼	-28.6%	-4
	Bond Forfeiture	BF	8	▲	+33.3%	+2
	Preliminary Protective Order	PP	6	▲	+20.0%	+1
	Impoundment	IM	5	▼	-16.7%	-1
	Interrogatory	IN	4	▲	-	+4
	Motor Carrier	MC	4	▼	-71.4%	-10
	Show Cause	SC	4	▼	-69.2%	-9
	Abstract	AJ	2	▼	-71.4%	-5
	Petition-Restore Arms	PR	1	▲	-	+1
	Capias	CA	0	▼	-100.0%	-1
	Tenants Assertion	TA	0	▼	-100.0%	-1
Total			577	▲	21.5%	+102
Civil Commitments	Temporary Detention Order	TD	10	▼	-9.1%	-1
	Emergency Custody Order	EC	1	▼	-50.0%	-1
	Total		11	▼	-15.4%	-2
GRAND TOTAL			2,757	▲	1.1%	+29

Filings by Major Case Category**



Category	Summary	Change	% Change	Absolute Change
Felony	80	▲	-20.0%	-20
Garnishment	196	▲	+40.0%	+56
General Civil	263	▲	+42.9%	+79
Infraction/Civil Violation	1,309	▼	-10.2%	-148
Landlord /Tenant	38	▼	+2.7%	+1
Misdemeanor	641	▲	+3.4%	+21
Other	213	▼	+19.0%	+34
Protective Orders	17	▲	+54.5%	+6
GRAND TOTAL	2,757	▲	1.1%	+29

* Compared to same time period as previous year

** Case Type Categories are defined in the 2017 Virginia Judicial Workload Assessment

* Compared to same time period as previous year

** Case Type Categories are defined in the 2017 Virginia Judicial Workload Assessment
Source: SCV-SQL-Information

2024 Overall GRAND TOTAL		Distribution of Caseload			Change*		Percentage (%) of Caseload		
1,209	+358	Criminal	158	13%	-6.5% ▼	-11	Criminal	2023	2024
		Traffic	879	73%	68.1% ▲	+356	Traffic	19.9%	13.1%
		Civil	158	13%	2.6% ▲	+4	Civil	61.5%	72.7%
		Civil Commitments	14	1%	180.0% ▲	+9	Civil Commitments	18.1%	13.1%
		GRAND TOTAL	1,209	100%	42.1% ▲	+358	GRAND TOTAL	0.6%	1.2%
							GRAND TOTAL	100%	100%

Filings by Division & Code



Division	Case Type Description	Code	Summary	Change	% Change	Absolute Change
Criminal	Misdemeanor	M	74	▼	-15.9%	-14
	Felony	F	63	▲	+6.8%	+4
	Show Cause	SC	10	▼	-9.1%	-1
	Civil Violation	CV	6	↔		-
	Capias	CA	5	↔		-
	Total			158	▼	-6.5%
Traffic	Infraction	I	726	▲	+105.1%	+372
	Misdemeanor	M	150	▼	-6.3%	-10
	Show Cause	SC	2	▼	-50.0%	-2
	Capias	CA	1	▼	-66.7%	-2
	Felony	F	0	▼	-100.0%	-2
	Total			879	▲	68.1%
Civil	Garnishment	GA	64	▲	+73.0%	+27
	Warrant in Debt	WD	45	▼	-34.8%	-24
	Unlawful Detainer	UD	14	▼	-12.5%	-2
	Other	OT	8	▼	-20.0%	-2
	Preliminary Protective Order	PP	6	▲	+100.0%	+3
	Detinue	DT	5	↔		-
	Abstract	AJ	4	▲	+100.0%	+2
	Admin License	AL	4	▼	-42.9%	-3
	Counter Claim	CC	2	▲	-	+2
	Impoundment	IM	2	▲	+100.0%	+1
	Protective Order	PO	2	▼	-50.0%	-2
	Show Cause	SC	2	▲	-	+2
	Total			158	▲	2.6%
Civil Commitments	Temporary Detention Order	TD	8	▲	+100.0%	+4
	Emergency Custody Order	EC	6	▲	+500.0%	+5
	Total		14	▲	180.0%	+9
GRAND TOTAL			1,209	▲	42.1%	+358

Filings by Major Case Category**

Category	Summary	Change	% Change	Absolute Change	
Felony	63	▼	+3.3%	+2	
Garnishment	64	▲	+73.0%	+27	
General Civil	50	▼	-32.4%	-24	
Infraction/Civil Violation	732	▲	+103.3%	+372	
Landlord /Tenant	14	▼	-12.5%	-2	
Misdemeanor	224	▼	-9.7%	-24	
Other	54	▲	+12.5%	+6	
Protective Orders	8	▲	+14.3%	+1	
GRAND TOTAL		1,209	▲	42.1%	+358

* Compared to same time period as previous year

** Case Type Categories are defined in the 2017 Virginia Judicial Workload Assessment
 Source: SCV-SQL-Information

2024 Overall GRAND TOTAL		Distribution of Caseload			Change*		Percentage (%) of Caseload			
5,171	-571	Criminal	940	18%	-11.0%	▼	-116	Criminal	2023 18.4%	2024 18.2%
		Traffic	2,935	57%	-9.4%	▼	-305	Traffic	56.4%	56.8%
		Civil	1,162	22%	-12.4%	▼	-165	Civil	23.1%	22.5%
		Civil Commitments	134	3%	12.6%	▲	+15	Civil Commitments	2.1%	2.6%
		GRAND TOTAL	5,171	100%	-9.9%	▼	-571	GRAND TOTAL	100%	100%

Filings by Division & Code

Division	Case Type Description	Code	Summary	Change	% Change	Absolute Change
Criminal	Misdemeanor	M	519	▼	-5.5%	-30
	Felony	F	259	▼	-27.2%	-97
	Capias	CA	74	▲	+12.1%	+8
	Show Cause	SC	57	▼	-5.0%	-3
	Civil Violation	CV	31	▲	+29.2%	+7
	Restricted Operators License	RL	0	▼	-100.0%	-1
	Total			940	▼	-11.0%
Traffic	Infraction	I	2,054	▼	-16.7%	-412
	Misdemeanor	M	765	▲	+2.7%	+20
	Civil Violation	CV	80	▲	+7,900.0%	+79
	Capias	CA	18	▲	+157.1%	+11
	Felony	F	9	▼	-43.8%	-7
	Show Cause	SC	7	▲	+40.0%	+2
	Restricted Operators License	RL	2	▲	-	+2
Total			2,935	▼	-9.4%	-305
Civil	Warrant in Debt	WD	406	▼	-11.0%	-50
	Garnishment	GA	262	▼	-5.4%	-15
	Unlawful Detainer	UD	219	▼	-11.0%	-27
	Admin License	AL	57	▲	+42.5%	+17
	Impoundment	IM	40	▲	+66.7%	+16
	Other	OT	39	▲	-9.3%	-4
	Detinue	DT	32	▲	+3.2%	+1
	Preliminary Protective Order	PP	25	▼	-51.0%	-26
	Abstract	AJ	19	▼	-53.7%	-22
	Bond Forfeiture	BF	18	▼	-30.8%	-8
	Protective Order	PO	17	▼	-52.8%	-19
	Show Cause	SC	12	▼	-66.7%	-24
	Interrogatory	IN	8	▼	-46.7%	-7
	Motion for Judgment	MJ	6	▲	+100.0%	+3
	Petition-Restore Arms	PR	1	▲	-	+1
	Tenants Assertion	TA	1	▲	-	+1
	Counter Claim	CC	0	▼	-100.0%	-1
Overweight	OC	0	▼	-100.0%	-1	
Total			1,162	▼	-12.4%	-165
Civil Commitments	Temporary Detention Order	TD	62	▲	+31.9%	+15
	Mental Commitment	MC	33	▲	+13.8%	+4
	Emergency Custody Order	EC	23	▼	-14.8%	-4
	Other	OT	9	▲	+200.0%	+6
	Petition	PT	6	▼	-53.8%	-7
	Medical Emergency Temporary Detention Order	MT	1	▲	-	+1
Total			134	▲	12.6%	+15
GRAND TOTAL			5,171	▼	-9.9%	-571

Filings by Major Case Category**

Category	Summary	Change	% Change	Absolute Change
Felony	268	▼	-28.0%	-104
Garnishment	270	▼	-7.5%	-22
General Civil	454	▲	-8.3%	-41

* Compared to same time period as previous year

** Case Type Categories are defined in the 2017 Virginia Judicial Workload Assessment

CPSS - GCMS CASELOAD STATISTICS OF THE GENERAL DISTRICT COURTS
 January 2024 thru February 2024 Filings (Compared to January 2023 thru February 2023)

Infraction/Civil Violation	2,165	▲	-13.1%	-327
Involuntary Civil Commitments	15	▲	-6.3%	-1
Landlord /Tenant	220	▲	-10.6%	-26
Misdemeanor	1,286	▲	-0.7%	-9
Other	451	▲	+0.9%	+4
Protective Orders	42	▼	-51.7%	-45
GRAND TOTAL	5,171	▼	-9.9%	-571

* Compared to same time period as previous year

** Case Type Categories are defined in the 2017 Virginia Judicial Workload Assessment
 Source: SCV-SQL-Information

2024 Overall GRAND TOTAL		Distribution of Caseload			Change*		Percentage (%) of Caseload			
2024	2,323	+809	Criminal	248	11%	-7.1% ▼	-19	Criminal	2023	2024
			Traffic	1,763	76%	77.7% ▲	+771	Traffic	17.6%	10.7%
2023			Civil	302	13%	23.3% ▲	+57	Civil	65.5%	75.9%
			Civil Commitments	10	0%	0.0%	0	Civil Commitments	16.2%	13.0%
			GRAND TOTAL	2,323	100%	53.4% ▲	+809	GRAND TOTAL	0.7%	0.4%
								GRAND TOTAL	100%	100%

Filings by Division & Code

Division	Case Type Description	Code	Summary	Change	% Change	Absolute Change
Criminal	Misdemeanor	M	138	▼	-0.7%	-1
	Felony	F	48	▼	-39.2%	-31
	Show Cause	SC	26	▲	+85.7%	+12
	Capias	CA	17	▼	-26.1%	-6
	Civil Violation	CV	15	▲	+25.0%	+3
	Motion	MO	4	▲	-	+4
	Total			248	▼	-7.1%
Traffic	Infraction	I	1,381	▲	+92.3%	+663
	Misdemeanor	M	358	▲	+41.5%	+105
	Capias	CA	10	▼	-16.7%	-2
	Felony	F	7	▲	+133.3%	+4
	Show Cause	SC	6	↔	-	-
	Motion	MO	1	▲	-	+1
	Total			1,763	▲	77.7%
Civil	Garnishment	GA	125	▲	+68.9%	+51
	Warrant in Debt	WD	100	▲	+9.9%	+9
	Unlawful Detainer	UD	26	▼	-10.3%	-3
	Admin License	AL	10	▼	-9.1%	-1
	Show Cause	SC	9	▲	+125.0%	+5
	Other	OT	8	▲	+60.0%	+3
	Bond Forfeiture	BF	7	▲	+40.0%	+2
	Abstract	AJ	4	▼	-55.6%	-5
	Preliminary Protective Order	PP	4	▲	+33.3%	+1
	Impoundment	IM	3	↔	-	-
	Protective Order	PO	2	▼	-33.3%	-1
	Capias	CA	1	↔	-	-
	Detinue	DT	1	↔	-	-
	Interrogatory	IN	1	▼	-75.0%	-3
	Tenants Assertion	TA	1	▲	-	+1
	Counter Claim	CC	0	▼	-100.0%	-1
	Motion for Judgment	MJ	0	▼	-100.0%	-1
Total			302	▲	23.3%	+57
Civil Commitments	Temporary Detention Order	TD	6	▼	-14.3%	-1
	Emergency Custody Order	EC	4	▲	+33.3%	+1
	Total		10		0.0%	0
GRAND TOTAL			2,323	▲	53.4%	+809

Filings by Major Case Category**

Category	Summary	Change	% Change	Absolute Change
Felony	55	▲	-32.9%	-27
Garnishment	126	▼	+61.5%	+48
General Civil	103	▼	+8.4%	+8
Infraction/Civil Violation	1,396	▲	+91.2%	+666
Landlord /Tenant	27	▲	-6.9%	-2
Misdemeanor	496	▲	+26.5%	+104
Other	114	▲	+11.8%	+12
Protective Orders	6	↔	-	0

* Compared to same time period as previous year


** Case Type Categories are defined in the 2017 Virginia Judicial Workload Assessment

Source: SCV-SQL-Information

<i>GRAND TOTAL</i>	2,323	▲	53.4%	+809
---------------------------	--------------	---	-------	------

* Compared to same time period as previous year

** Case Type Categories are defined in the 2017 Virginia Judicial Workload Assessment
Source: SCV-SQL-Information

2024 Overall GRAND TOTAL	Distribution of Caseload	Change*	Percentage (%) of Caseload
1,779 +180	Criminal 418 23%	0.2% ▲ +1	Criminal 26.1% 2023 23.5% 2024
	Traffic 912 51%	6.8% ▲ +58	Traffic 53.4% 51.3%
	Civil 428 24%	35.0% ▲ +111	Civil 19.8% 24.1%
	Civil Commitments 21 1%	90.9% ▲ +10	Civil Commitments 0.7% 1.2%
	GRAND TOTAL 1,779 100%	11.3% ▲ +180	GRAND TOTAL 100% 100%

Filings by Division & Code

Division	Case Type Description	Code	Summary	Change	% Change	Absolute Change
Criminal	Misdemeanor	M	224	▼	-3.0%	-7
	Felony	F	113	▼	-2.6%	-3
	Show Cause	SC	30	▼	-25.0%	-10
	Capias	CA	28	▲	+3.7%	+1
	Civil Violation	CV	23	▲	+666.7%	+20
	Total			418	▲	0.2%
Traffic	Infraction	I	695	▲	+15.3%	+92
	Misdemeanor	M	206	▼	-9.6%	-22
	Felony	F	4	↔		-
	Show Cause	SC	4	▼	-20.0%	-1
	Capias	CA	3	▼	-78.6%	-11
	Total			912	▲	6.8%
Civil	Warrant in Debt	WD	154	▲	+19.4%	+25
	Garnishment	GA	122	▲	+43.5%	+37
	Unlawful Detainer	UD	40	▲	+21.2%	+7
	Impoundment	IM	34	▲	+88.9%	+16
	Admin License	AL	21	▲	+31.3%	+5
	Interrogatory	IN	16	▲	+433.3%	+13
	Detinue	DT	9	▲	+50.0%	+3
	Other	OT	9	▲	-10.0%	-1
	Abstract	AJ	7	▲	+40.0%	+2
	Preliminary Protective Order	PP	7	▲	+133.3%	+4
	Protective Order	PO	5	▲	+66.7%	+2
	Bond Forfeiture	BF	2	↔		-
	Show Cause	SC	2	▼	-33.3%	-1
	Petition-Restore Arms	PR	0	▼	-100.0%	-1
	Total			428	▲	35.0%
Civil Commitments	Temporary Detention Order	TD	11	▲	+22.2%	+2
	Emergency Custody Order	EC	10	▲	+400.0%	+8
	Total			21	▲	90.9%
GRAND TOTAL			1,779	▲	11.3%	+180



Filings by Major Case Category**

Category	Summary	Change	% Change	Absolute Change	
Felony	117	▼	-2.5%	-3	
Garnishment	138	▲	+56.8%	+50	
General Civil	165	▲	+20.4%	+28	
Infraction/Civil Violation	718	▲	+18.5%	+112	
Landlord /Tenant	40	▲	+21.2%	+7	
Misdemeanor	430	▼	-6.3%	-29	
Other	159	▲	+6.0%	+9	
Protective Orders	12	▲	+100.0%	+6	
GRAND TOTAL		1,779	▲	11.3%	+180

* Compared to same time period as previous year

** Case Type Categories are defined in the 2017 Virginia Judicial Workload Assessment

Source: SCV-SQL-Information

2024 Overall GRAND TOTAL		Distribution of Caseload			Change*		Percentage (%) of Caseload		
1,992	+236	Criminal	477	24%	19.8% ▲	+79	Criminal	2023	2024
		Traffic	844	42%	18.4% ▲	+131	Traffic	40.6%	42.4%
		Civil	618	31%	6.2% ▲	+36	Civil	33.1%	31.0%
		Civil Commitments	53	3%	-15.9% ▼	-10	Civil Commitments	3.6%	2.7%
		GRAND TOTAL	1,992	100%	13.4% ▲	+236	GRAND TOTAL	100%	100%

Filings by Division & Code

Division	Case Type Description	Code	Summary	Change	% Change	Absolute Change
Criminal	Misdemeanor	M	253	▲	+12.9%	+29
	Felony	F	135	▲	+46.7%	+43
	Capias	CA	48	▲	+17.1%	+7
	Show Cause	SC	37	▼	-2.6%	-1
	Civil Violation	CV	4	▲	+33.3%	+1
	Total			477	▲	19.8%
Traffic	Infraction	I	593	▲	+19.6%	+97
	Misdemeanor	M	186	▲	+14.8%	+24
	Other	O	49	▲	+19.5%	+8
	Capias	CA	10	▲	+66.7%	+4
	Show Cause	SC	5	↔	-	-
	Felony	F	1	▼	-50.0%	-1
	Civil Violation	CV	0	▼	-100.0%	-1
	Total			844	▲	18.4%
Civil	Garnishment	GA	240	▼	-1.2%	-3
	Warrant in Debt	WD	214	▲	+7.0%	+14
	Unlawful Detainer	UD	58	▼	-3.3%	-2
	Admin License	AL	30	▲	+130.8%	+17
	Detinue	DT	18	▼	-18.2%	-4
	Abstract	AJ	12	▲	+500.0%	+10
	Other	OT	12	▼	-20.0%	-3
	Protective Order	PO	9	▲	+28.6%	+2
	Preliminary Protective Order	PP	8	▲	+60.0%	+3
	Impoundment	IM	5	▲	-	+5
	Bond Forfeiture	BF	4	▲	+100.0%	+2
	Show Cause	SC	4	▲	-	+4
	Motion for Judgment	MJ	2	▲	-	+2
	Interrogatory	IN	1	▼	-80.0%	-4
	Zoning Violation	ZO	1	▼	-80.0%	-4
	Petition-Restore Arms	PR	0	▼	-100.0%	-1
	Tenants Assertion	TA	0	▼	-100.0%	-2
Total			618	▲	6.2%	+36
Civil Commitments	Mental Commitment	MC	37	▼	-9.8%	-4
	Temporary Detention Order	TD	11	▼	-26.7%	-4
	Emergency Custody Order	EC	3	▼	-57.1%	-4
	Medical Emergency Temporary Detention Order	MT	1	▲	-	+1
	Other	OT	1	▲	-	+1
Total			53	▼	-15.9%	-10
GRAND TOTAL			1,992	▲	13.4%	+236

Filings by Major Case Category**

Category	Summary	Change	% Change	Absolute Change
Felony	136	▼	+44.7%	+42
Garnishment	241	▼	-2.8%	-7
General Civil	235	▲	+4.9%	+11
Infraction/Civil Violation	646	▼	+19.4%	+105
Involuntary Civil Commitments	1	▲	-	+1
Landlord /Tenant	58	▼	-6.5%	-4

* Compared to same time period as previous year



** Case Type Categories are defined in the 2017 Virginia Judicial Workload Assessment

CPSS - GCMS CASELOAD STATISTICS OF THE GENERAL DISTRICT COURTS
 January 2024 thru February 2024 Filings (Compared to January 2023 thru February 2023)

Misdemeanor	440	▼	+12.5%	+49
Other	218	▲	+18.5%	+34
Protective Orders	17	▲	+41.7%	+5
GRAND TOTAL	1,992	▲	13.4%	+236

* Compared to same time period as previous year

** Case Type Categories are defined in the 2017 Virginia Judicial Workload Assessment
 Source: SCV-SQL-Information

2024 Overall GRAND TOTAL		Distribution of Caseload			Change*		Percentage (%) of Caseload		
995	-291	Criminal	52	5%	-45.8% ▼	-44	Criminal	2023 7.5%	2024 5.2%
		Traffic	866	87%	-24.6% ▼	-282	Traffic	89.3%	87.0%
		Civil	76	8%	94.9% ▲	+37	Civil	3.0%	7.6%
		Civil Commitments	1	0%	-66.7% ▼	-2	Civil Commitments	0.2%	0.1%
		GRAND TOTAL	995	100%	-22.6% ▼	-291	GRAND TOTAL	100%	100%

Filings by Division & Code



Division	Case Type Description	Code	Summary	Change	% Change	Absolute Change
Criminal	Misdemeanor	M	26	▼	-31.6%	-12
	Felony	F	18	▼	-66.0%	-35
	Show Cause	SC	5	↔	-	-
	Capias	CA	3	▲	-	+3
	Total		52	▼	-45.8%	-44
Traffic	Infraction	I	704	▼	-21.9%	-197
	Misdemeanor	M	161	▼	-32.4%	-77
	Civil Violation	CV	1	▼	-75.0%	-3
	Felony	F	0	▼	-100.0%	-1
	Show Cause	SC	0	▼	-100.0%	-4
	Total		866	▼	-24.6%	-282
Civil	Warrant in Debt	WD	46	▲	+253.8%	+33
	Garnishment	GA	10	▲	+25.0%	+2
	Unlawful Detainer	UD	5	▲	+400.0%	+4
	Bond Forfeiture	BF	4	▲	+100.0%	+2
	Admin License	AL	3	▼	-66.7%	-6
	Other	OT	3	▲	+50.0%	+1
	Motor Carrier	MC	2	▲	-	+2
	Detinue	DT	1	↔	-	-
	Overweight	OC	1	↔	-	-
	Preliminary Protective Order	PP	1	↔	-	-
	Tenants Assertion	TA	0	▼	-100.0%	-1
Total		76	▲	94.9%	+37	
Civil Commitments	Temporary Detention Order	TD	1	▼	-50.0%	-1
	Emergency Custody Order	EC	0	▼	-100.0%	-1
	Total		1	▼	-66.7%	-2
GRAND TOTAL			995	▼	-22.6%	-291

Filings by Major Case Category**

Category	Summary	Change	% Change	Absolute Change	
Felony	18	▼	-66.7%	-36	
Garnishment	10	▲	+25.0%	+2	
General Civil	47	▲	+235.7%	+33	
Infraction/Civil Violation	708	▲	-21.9%	-198	
Landlord /Tenant	5	▲	+150.0%	+3	
Misdemeanor	187	▼	-32.2%	-89	
Other	19	▲	-24.0%	-6	
Protective Orders	1	↔	-	0	
GRAND TOTAL		995	▼	-22.6%	-291

* Compared to same time period as previous year

** Case Type Categories are defined in the 2017 Virginia Judicial Workload Assessment
 Source: SCV-SQL-Information

2024 Overall GRAND TOTAL		Distribution of Caseload			Change*		Percentage (%) of Caseload			
2,712	-551	Criminal	132	5%	-35.6%	▼	-73	Criminal	2023: 6.3%	2024: 4.9%
		Traffic	2,402	89%	-15.8%	▼	-450	Traffic	87.4%	88.6%
		Civil	166	6%	-13.5%	▼	-26	Civil	5.9%	6.1%
		Civil Commitments	12	0%	-14.3%	▼	-2	Civil Commitments	0.4%	0.4%
		GRAND TOTAL	2,712	100%	-16.9%	▼	-551	GRAND TOTAL	100%	100%

Filings by Division & Code

Division	Case Type Description	Code	Summary	Change	% Change	Absolute Change
Criminal	Misdemeanor	M	76	▼	-35.6%	-42
	Felony	F	43	▼	-41.9%	-31
	Capias	CA	8	▲	+60.0%	+3
	Show Cause	SC	3	▲	+50.0%	+1
	Civil Violation	CV	2	▼	-66.7%	-4
	Total			132	▼	-35.6%
Traffic	Infraction	I	2,091	▼	-16.0%	-397
	Misdemeanor	M	304	▼	-13.9%	-49
	Capias	CA	4	▲	+100.0%	+2
	Felony	F	2	▼	-71.4%	-5
	Show Cause	SC	1	▼	-50.0%	-1
	Total			2,402	▼	-15.8%
Civil	Garnishment	GA	52	▼	-10.3%	-6
	Warrant in Debt	WD	52	▼	-16.1%	-10
	Unlawful Detainer	UD	24	▲	+41.2%	+7
	Impoundment	IM	12	▼	-25.0%	-4
	Other	OT	9	▼	-18.2%	-2
	Admin License	AL	4	▼	-20.0%	-1
	Preliminary Protective Order	PP	4	▼	-33.3%	-2
	Bond Forfeiture	BF	3	▼	-57.1%	-4
	Detinue	DT	2	▼	-33.3%	-1
	Show Cause	SC	2	▲	+100.0%	+1
	Abstract	AJ	1	▼	-50.0%	-1
	Protective Order	PO	1	↔		-
	Overweight	OC	0	▼	-100.0%	-1
	Petition-Restore Arms	PR	0	▼	-100.0%	-1
	Tenants Assertion	TA	0	▼	-100.0%	-1
	Total			166	▼	-13.5%
Civil Commitments	Temporary Detention Order	TD	8	↔		-
	Emergency Custody Order	EC	4	▼	-33.3%	-2
	Total			12	▼	-14.3%
GRAND TOTAL			2,712	▼	-16.9%	-551

Filings by Major Case Category**

Category	Summary	Change	% Change	Absolute Change
Felony	45	▼	-44.4%	-36
Garnishment	52	▼	-10.3%	-6
General Civil	54	▼	-19.4%	-13
Infraction/Civil Violation	2,093	▼	-16.1%	-402
Landlord /Tenant	24	▼	+33.3%	+6
Misdemeanor	380	▼	-19.3%	-91
Other	59	▲	-10.6%	-7
Protective Orders	5	▼	-28.6%	-2
GRAND TOTAL	2,712	▼	-16.9%	-551

* Compared to same time period as previous year

** Case Type Categories are defined in the 2017 Virginia Judicial Workload Assessment

2024 Overall GRAND TOTAL		Distribution of Caseload			Change*		Percentage (%) of Caseload		
389	-29	Criminal	69	18%	81.6% ▲	+31	Criminal	2023 9.1%	2024 17.7%
		Traffic	236	61%	-21.1% ▼	-63	Traffic	71.5%	60.7%
2024		Civil	79	20%	19.7% ▲	+13	Civil	15.8%	20.3%
2023		Civil Commitments	5	1%	-66.7% ▼	-10	Civil Commitments	3.6%	1.3%
		GRAND TOTAL	389	100%	-6.9% ▼	-29	GRAND TOTAL	100%	100%

Filings by Division & Code



Division	Case Type Description	Code	Summary	Change	% Change	Absolute Change
Criminal	Misdemeanor	M	51	▲	+240.0%	+36
	Felony	F	11	▲	+120.0%	+6
	Capias	CA	3	▲	+200.0%	+2
	Civil Violation	CV	2	▼	-87.5%	-14
	Show Cause	SC	2	▲	+100.0%	+1
	Total			69	▲	81.6%
Traffic	Infraction	I	204	▼	-18.7%	-47
	Misdemeanor	M	30	▼	-18.9%	-7
	Capias	CA	2	▲	-	+2
	Felony	F	0	▼	-100.0%	-7
	Show Cause	SC	0	▼	-100.0%	-4
	Total			236	▼	-21.1%
Civil	Warrant in Debt	WD	30	▼	-21.1%	-8
	Garnishment	GA	16	▲	+23.1%	+3
	Admin License	AL	6	▲	+100.0%	+3
	Preliminary Protective Order	PP	6	▲	-	+6
	Unlawful Detainer	UD	6	▼	-14.3%	-1
	Interrogatory	IN	4	▲	-	+4
	Show Cause	SC	4	▲	+33.3%	+1
	Impoundment	IM	2	▲	-	+2
	Other	OT	2	▲	-	+2
	Protective Order	PO	2	▲	-	+2
	Detinue	DT	1	▲	-	+1
	Abstract	AJ	0	▼	-100.0%	-2
	Total			79	▲	19.7%
Civil Commitments	Temporary Detention Order	TD	3	▼	-66.7%	-6
	Emergency Custody Order	EC	2	▼	-66.7%	-4
	Total		5	▼	-66.7%	-10
GRAND TOTAL			389	▼	-6.9%	-29

Filings by Major Case Category**

Category	Summary	Change	% Change	Absolute Change
Felony	11	▲	-8.3%	-1
Garnishment	20	▲	+53.8%	+7
General Civil	31	▲	-18.4%	-7
Infraction/Civil Violation	206	▼	-22.8%	-61
Landlord /Tenant	6	▼	-14.3%	-1
Misdemeanor	81	▲	+55.8%	+29
Other	26	▲	-10.3%	-3
Protective Orders	8	▲	-	+8
GRAND TOTAL		389	▼	-6.9%

* Compared to same time period as previous year

** Case Type Categories are defined in the 2017 Virginia Judicial Workload Assessment
 Source: SCV-SQL-Information

2024 Overall GRAND TOTAL		Distribution of Caseload			Change*		Percentage (%) of Caseload		
513	-136	Criminal	223	43%	37.7% ▲	+61	Criminal	2023	2024
		Traffic	112	22%	-65.5% ▼	-213	Traffic	25.0%	43.5%
		Civil	150	29%	85.2% ▲	+69	Civil	50.1%	21.8%
		Civil Commitments	28	5%	-65.4% ▼	-53	Civil Commitments	12.5%	29.2%
		GRAND TOTAL	513	100%	-21.0% ▼	-136	GRAND TOTAL	100%	100%

Filings by Division & Code



Division	Case Type Description	Code	Summary	Change	% Change	Absolute Change
Criminal	Misdemeanor	M	142	▲	+51.1%	+48
	Felony	F	48	▲	+33.3%	+12
	Show Cause	SC	17	▲	+21.4%	+3
	Capias	CA	13	↔		-
	Civil Violation	CV	3	▼	-40.0%	-2
	Total			223	▲	37.7%
Traffic	Infraction	I	90	▼	-65.1%	-168
	Misdemeanor	M	21	▼	-67.7%	-44
	Show Cause	SC	1	↔		-
	Capias	CA	0	▼	-100.0%	-1
Total			112	▼	-65.5%	-213
Civil	Garnishment	GA	44	▲	+158.8%	+27
	Warrant in Debt	WD	40	▲	+29.0%	+9
	Impoundment	IM	21	▲	+425.0%	+17
	Detinue	DT	18	▲	+100.0%	+9
	Other	OT	10	▲	+11.1%	+1
	Unlawful Detainer	UD	6	▲	+50.0%	+2
	Admin License	AL	5	▲	+150.0%	+3
	Abstract	AJ	2	▲	-	+2
	Bond Forfeiture	BF	1	↔		-
	Preliminary Protective Order	PP	1	▼	-66.7%	-2
	Protective Order	PO	1	↔		-
	Show Cause	SC	1	▲	-	+1
	Total			150	▲	85.2%
Civil Commitments	Mental Commitment	MC	18	▼	-71.0%	-44
	Emergency Custody Order	EC	5	▼	-44.4%	-4
	Medical Emergency Temporary Detention Order	MT	3	▲	+50.0%	+1
	Temporary Detention Order	TD	2	▼	-75.0%	-6
Total			28	▼	-65.4%	-53
GRAND TOTAL			513	▼	-21.0%	-136

Filings by Major Case Category**

Category	Summary	Change	% Change	Absolute Change
Felony	48	▲	+33.3%	+12
Garnishment	44	▲	+158.8%	+27
General Civil	63	▲	+50.0%	+21
Infraction/Civil Violation	93	▼	-64.6%	-170
Landlord /Tenant	6	▲	+50.0%	+2
Misdemeanor	163	▼	+2.5%	+4
Other	94	▲	-24.2%	-30
Protective Orders	2	▼	-50.0%	-2
GRAND TOTAL	513	▼	-21.0%	-136

* Compared to same time period as previous year

** Case Type Categories are defined in the 2017 Virginia Judicial Workload Assessment

2024 Overall GRAND TOTAL		Distribution of Caseload			Change*		Percentage (%) of Caseload		
1,112	-89	Criminal	104	9%	22.4% ▲	+19	Criminal	2023 7.1%	2024 9.4%
		Traffic	879	79%	-10.3% ▼	-101	Traffic	81.6%	79.0%
		Civil	122	11%	-3.9% ▼	-5	Civil	10.6%	11.0%
		Civil Commitments	7	1%	-22.2% ▼	-2	Civil Commitments	0.7%	0.6%
		GRAND TOTAL	1,112	100%	-7.4% ▼	-89	GRAND TOTAL	100%	100%

Filings by Division & Code


Division	Case Type Description	Code	Summary	Change	% Change	Absolute Change
Criminal	Misdemeanor	M	67	▲	+39.6%	+19
	Felony	F	27	▲	+17.4%	+4
	Show Cause	SC	5	▼	-44.4%	-4
	Civil Violation	CV	3	▲	+200.0%	+2
	Capias	CA	2	▼	-50.0%	-2
	Total			104	▲	22.4%
Traffic	Infraction	I	797	▼	-10.2%	-91
	Misdemeanor	M	80	▼	-12.1%	-11
	Felony	F	1	▲	-	+1
	Show Cause	SC	1	▲	-	+1
	Capias	CA	0	▼	-100.0%	-1
	Total			879	▼	-10.3%
Civil	Garnishment	GA	43	▲	+22.9%	+8
	Warrant in Debt	WD	33	▼	-49.2%	-32
	Unlawful Detainer	UD	28	▲	+55.6%	+10
	Other	OT	4	▲	+100.0%	+2
	Preliminary Protective Order	PP	4	▲	+300.0%	+3
	Abstract	AJ	3	▲	+200.0%	+2
	Admin License	AL	2	▼	-33.3%	-1
	Bond Forfeiture	BF	2	↔	-	-
	Protective Order	PO	2	▲	-	+2
	Detinue	DT	1	▲	-	+1
	Total			122	▼	-3.9%
Civil Commitments	Temporary Detention Order	TD	5	↔	-	-
	Emergency Custody Order	EC	2	▼	-50.0%	-2
	Total			7	▼	-22.2%
GRAND TOTAL			1,112	▼	-7.4%	-89

Filings by Major Case Category**

Category	Summary	Change	% Change	Absolute Change	
Felony	28	▲	+21.7%	+5	
Garnishment	43	▲	+22.9%	+8	
General Civil	35	▲	-46.2%	-30	
Infraction/Civil Violation	800	▲	-10.0%	-89	
Landlord /Tenant	28	▲	+55.6%	+10	
Misdemeanor	147	▲	+5.8%	+8	
Other	25	▲	-19.4%	-6	
Protective Orders	6	▲	+500.0%	+5	
GRAND TOTAL		1,112	▼	-7.4%	-89

* Compared to same time period as previous year

** Case Type Categories are defined in the 2017 Virginia Judicial Workload Assessment
 Source: SCV-SQL-Information

2024 Overall GRAND TOTAL		Distribution of Caseload		Change*		Percentage (%) of Caseload		
305	-44	Criminal	82 27%	-33.3% ▼	-41	Criminal	2023 35.2%	2024 26.9%
		Traffic	130 43%	-3.0% ▼	-4	Traffic	38.4%	42.6%
2024		Civil	88 29%	2.3% ▲	+2	Civil	24.6%	28.9%
2023		Civil Commitments	5 2%	-16.7% ▼	-1	Civil Commitments	1.7%	1.6%
		GRAND TOTAL	305 100%	-12.6% ▼	-44	GRAND TOTAL	100%	100%

Filings by Division & Code



Division	Case Type Description	Code	Summary	Change	% Change	Absolute Change	
Criminal	Felony	F	39	▲	+11.4%	+4	
	Misdemeanor	M	34	▼	-53.4%	-39	
	Show Cause	SC	5	▼	-28.6%	-2	
	Capias	CA	3	▼	-62.5%	-5	
	Civil Violation	CV	1	▲	-	+1	
	Total			82	▼	-33.3%	-41
Traffic	Infraction	I	92	▲	+9.5%	+8	
	Misdemeanor	M	36	▼	-21.7%	-10	
	Felony	F	2	▲	+100.0%	+1	
	Capias	CA	0	▼	-100.0%	-2	
	Show Cause	SC	0	▼	-100.0%	-1	
	Total			130	▼	-3.0%	-4
Civil	Warrant in Debt	WD	46	▲	+21.1%	+8	
	Garnishment	GA	18	▼	-28.0%	-7	
	Impoundment	IM	6	▲	+500.0%	+5	
	Unlawful Detainer	UD	5	▼	-44.4%	-4	
	Preliminary Protective Order	PP	4	▲	+100.0%	+2	
	Admin License	AL	2	▼	-33.3%	-1	
	Bond Forfeiture	BF	2	▲	-	+2	
	Detinue	DT	2	↔	-	-	
	Other	OT	2	▲	+100.0%	+1	
	Protective Order	PO	1	▼	-50.0%	-1	
	Abstract	AJ	0	▼	-100.0%	-2	
	Petition-Restore Arms	PR	0	▼	-100.0%	-1	
	Total			88	▲	2.3%	+2
	Civil Commitments	Emergency Custody Order	EC	4	▲	+33.3%	+1
Temporary Detention Order		TD	1	▼	-66.7%	-2	
Total			5	▼	-16.7%	-1	
GRAND TOTAL			305	▼	-12.6%	-44	

Filings by Major Case Category**

Category	Summary	Change	% Change	Absolute Change	
Felony	41	▲	+13.9%	+5	
Garnishment	18	▼	-28.0%	-7	
General Civil	48	▼	+17.1%	+7	
Infraction/Civil Violation	93	▲	+10.7%	+9	
Landlord /Tenant	5	▼	-44.4%	-4	
Misdemeanor	70	▼	-41.2%	-49	
Other	25	▲	-19.4%	-6	
Protective Orders	5	▲	+25.0%	+1	
GRAND TOTAL		305	▼	-12.6%	-44

* Compared to same time period as previous year

** Case Type Categories are defined in the 2017 Virginia Judicial Workload Assessment
 Source: SCV-SQL-Information

2024 Overall GRAND TOTAL		Distribution of Caseload			Change*		Percentage (%) of Caseload		
3,957	+767	Criminal	748	19%	25.1% ▲	+150	Criminal	2023	2024
		Traffic	2,335	59%	32.6% ▲	+574	Traffic	18.7%	18.9%
		Civil	729	18%	4.3% ▲	+30	Civil	55.2%	59.0%
		Civil Commitments	145	4%	9.8% ▲	+13	Civil Commitments	21.9%	18.4%
		GRAND TOTAL	3,957	100%	24.0% ▲	+767	GRAND TOTAL	4.1%	3.7%
							GRAND TOTAL	100%	100%

Filings by Division & Code

Division	Case Type Description	Code	Summary	Change	% Change	Absolute Change
Criminal	Misdemeanor	M	437	▲	+14.7%	+56
	Felony	F	204	▲	+64.5%	+80
	Capias	CA	47	▲	+6.8%	+3
	Show Cause	SC	40	▲	+14.3%	+5
	Civil Violation	CV	20	▲	+42.9%	+6
	Total			748	▲	25.1%
Traffic	Infraction	I	1,957	▲	+35.8%	+516
	Misdemeanor	M	361	▲	+19.5%	+59
	Felony	F	5	▼	-16.7%	-1
	Show Cause	SC	4	▲	+33.3%	+1
	Capias	CA	3	▼	-25.0%	-1
	Civil Violation	CV	3	▲	+200.0%	+2
	Other	O	1	▲	-	+1
	Restricted Operators License	RL	1	▼	-75.0%	-3
	Total			2,335	▲	32.6%
Civil	Garnishment	GA	235	▲	+19.9%	+39
	Warrant in Debt	WD	190	▼	-8.2%	-17
	Unlawful Detainer	UD	147	▼	-5.2%	-8
	Admin License	AL	55	▲	+77.4%	+24
	Other	OT	24	▼	-11.1%	-3
	Bond Forfeiture	BF	17	▲	+54.5%	+6
	Impoundment	IM	14	▲	+100.0%	+7
	Abstract	AJ	11	▲	+10.0%	+1
	Preliminary Protective Order	PP	8	▼	-55.6%	-10
	Protective Order	PO	8	▼	-33.3%	-4
	Interrogatory	IN	7	▼	-12.5%	-1
	Detinue	DT	4	▼	-50.0%	-4
	Show Cause	SC	4	▼	-20.0%	-1
	Tenants Assertion	TA	3	▲	-	+3
	Counter Claim	CC	1	▲	-	+1
	Motion for Judgment	MJ	1	▼	-50.0%	-1
	Petition-Restore Arms	PR	0	▼	-100.0%	-2
Total			729	▲	4.3%	+30
Civil Commitments	Mental Commitment	MC	74	▲	+42.3%	+22
	Temporary Detention Order	TD	36	▼	-12.2%	-5
	Emergency Custody Order	EC	20	▲	+25.0%	+4
	Other	OT	10	▼	-52.4%	-11
	Medical Emergency Temporary Detention Order	MT	5	▲	+150.0%	+3
Total			145	▲	9.8%	+13
GRAND TOTAL			3,957	▲	24.0%	+767

Filings by Major Case Category**

Category	Summary	Change	% Change	Absolute Change
Felony	209	▲	+60.8%	+79
Garnishment	242	▲	+18.6%	+38
General Civil	196	▼	-11.7%	-26
Infraction/Civil Violation	1,981	▲	+36.1%	+525
Involuntary Civil Commitments	10	▼	-52.4%	-11

* Compared to same time period as previous year

** Case Type Categories are defined in the 2017 Virginia Judicial Workload Assessment

CPSS - GCMS CASELOAD STATISTICS OF THE GENERAL DISTRICT COURTS
 January 2024 thru February 2024 Filings (Compared to January 2023 thru February 2023)

Landlord /Tenant	150	▲	-3.2%	-5
Misdemeanor	799	▼	+16.3%	+112
Other	354	▲	+24.2%	+69
Protective Orders	16	▼	-46.7%	-14
GRAND TOTAL	3,957	▲	24.0%	+767

* Compared to same time period as previous year

** Case Type Categories are defined in the 2017 Virginia Judicial Workload Assessment
 Source: SCV-SQL-Information

2024 Overall GRAND TOTAL		Distribution of Caseload			Change*		Percentage (%) of Caseload		
3,039	+797	Criminal	355	12%	-22.1% ▼	-101	Criminal	20.3%	11.7%
		Traffic	2,268	75%	69.9% ▲	+933	Traffic	59.5%	74.6%
2024		Civil	345	11%	-11.5% ▼	-45	Civil	17.4%	11.4%
2023		Civil Commitments	71	2%	16.4% ▲	+10	Civil Commitments	2.7%	2.3%
		GRAND TOTAL	3,039	100%	35.5% ▲	+797	GRAND TOTAL	100%	100%

Filings by Division & Code

Division	Case Type Description	Code	Summary	Change	% Change	Absolute Change
Criminal	Misdemeanor	M	222	▼	-25.0%	-74
	Felony	F	77	▲	+11.6%	+8
	Show Cause	SC	35	▼	-14.6%	-6
	Capias	CA	21	▼	-50.0%	-21
	Civil Violation	CV	0	▼	-100.0%	-7
	Motion	MO	0	▼	-100.0%	-1
	Total			355	▼	-22.1%
Traffic	Infraction	I	1,992	▲	+82.9%	+903
	Misdemeanor	M	267	▲	+11.7%	+28
	Felony	F	5	▲	+66.7%	+2
	Show Cause	SC	4	▲	-	+4
	Capias	CA	0	▼	-100.0%	-2
	Restricted Operators License	RL	0	▼	-100.0%	-2
	Total			2,268	▲	69.9%
Civil	Warrant in Debt	WD	128	▼	-11.1%	-16
	Unlawful Detainer	UD	76	▲	+7.0%	+5
	Garnishment	GA	58	↔	-	-
	Other	OT	33	▲	-8.3%	-3
	Detinue	DT	18	▲	+80.0%	+8
	Preliminary Protective Order	PP	11	▼	-15.4%	-2
	Bond Forfeiture	BF	7	▼	-58.8%	-10
	Protective Order	PO	7	▼	-50.0%	-7
	Admin License	AL	4	▼	-33.3%	-2
	Impoundment	IM	1	↔	-	-
	Petition-Restore Arms	PR	1	↔	-	-
	Show Cause	SC	1	▼	-90.0%	-9
	Abstract	AJ	0	▼	-100.0%	-1
	Interrogatory	IN	0	▼	-100.0%	-7
	Tenants Assertion	TA	0	▼	-100.0%	-1
Total			345	▼	-11.5%	-45
Civil Commitments	Temporary Detention Order	TD	34	▲	+70.0%	+14
	Emergency Custody Order	EC	24	▲	+20.0%	+4
	Mental Commitment	MC	13	▼	-35.0%	-7
	Other	OT	0	▼	-100.0%	-1
Total			71	▲	16.4%	+10
GRAND TOTAL			3,039	▲	35.5%	+797

Filings by Major Case Category**

Category	Summary	Change	% Change	Absolute Change
Felony	82	▲	+13.9%	+10
Garnishment	58	▼	-10.8%	-7
General Civil	148	▲	-4.5%	-7
Infraction/Civil Violation	1,992	▼	+81.8%	+896
Involuntary Civil Commitments	0	▼	-100.0%	-1
Landlord /Tenant	76	▼	+5.6%	+4
Misdemeanor	489	▼	-8.9%	-48
Other	176	▲	-18.9%	-41

* Compared to same time period as previous year


** Case Type Categories are defined in the 2017 Virginia Judicial Workload Assessment

CPSS - GCMS CASELOAD STATISTICS OF THE GENERAL DISTRICT COURTS
January 2024 thru February 2024 Filings (Compared to January 2023 thru February 2023)

Protective Orders	18	▼	-33.3%	-9
GRAND TOTAL	3,039	▲	35.5%	+797

* Compared to same time period as previous year

** Case Type Categories are defined in the 2017 Virginia Judicial Workload Assessment
Source: SCV-SQL-Information

2024 Overall GRAND TOTAL		Distribution of Caseload		Change*		Percentage (%) of Caseload			
631	+114	Criminal	111 18%	-7.5%	▼	-9	Criminal	2023 23.2%	2024 17.6%
		Traffic	356 56%	93.5%	▲	+172	Traffic	35.6%	56.4%
2024		Civil	142 23%	-29.0%	▲	-58	Civil	38.7%	22.5%
2023		Civil Commitments	22 3%	69.2%	▲	+9	Civil Commitments	2.5%	3.5%
		GRAND TOTAL	631 100%	22.1%	▲	+114	GRAND TOTAL	100%	100%

Filings by Division & Code

Division	Case Type Description	Code	Summary	Change	% Change	Absolute Change
Criminal	Misdemeanor	M	90	▲	+3.4%	+3
	Felony	F	10	▼	-28.6%	-4
	Show Cause	SC	5	▼	-64.3%	-9
	Civil Violation	CV	4	▲	+33.3%	+1
	Capias	CA	2	↔		-
	Total			111	▼	-7.5%
Traffic	Infraction	I	283	▲	+93.8%	+137
	Misdemeanor	M	65	▲	+103.1%	+33
	Other	O	4	▲	-	+4
	Capias	CA	2	▲	-	+2
	Show Cause	SC	2	▲	-	+2
	Civil Violation	CV	0	▼	-100.0%	-2
	Restricted Operators License	RL	0	▼	-100.0%	-4
	Total			356	▲	93.5%
Civil	Warrant in Debt	WD	38	▼	-2.6%	-1
	Garnishment	GA	31	↔		-
	Unlawful Detainer	UD	29	▼	-61.3%	-46
	Preliminary Protective Order	PP	12	▼	-7.7%	-1
	Protective Order	PO	11	▼	-15.4%	-2
	Admin License	AL	9	↔		-
	Other	OT	9	▼	-47.1%	-8
	Capias	CA	2	▲	-	+2
	Detinue	DT	1	▲	-	+1
	Abstract	AJ	0	▼	-100.0%	-1
	Interrogatory	IN	0	▼	-100.0%	-1
	Show Cause	SC	0	▼	-100.0%	-1
Total			142	▼	-29.0%	-58
Civil Commitments	Mental Commitment	MC	10	▲	-	+10
	Temporary Detention Order	TD	7	▼	-22.2%	-2
	Emergency Custody Order	EC	5	▲	+25.0%	+1
Total			22	▲	69.2%	+9
GRAND TOTAL			631	▲	22.1%	+114



Filings by Major Case Category**

Category	Summary	Change	% Change	Absolute Change
Felony	10	▼	-28.6%	-4
Garnishment	31	▼	-3.1%	-1
General Civil	39	▲		0
Infraction/Civil Violation	291	▲	+92.7%	+140
Landlord /Tenant	29	▼	-61.3%	-46
Misdemeanor	155	▲	+26.0%	+32
Other	53	▲	-7.0%	-4
Protective Orders	23	▼	-11.5%	-3
GRAND TOTAL	631	▲	22.1%	+114

* Compared to same time period as previous year

** Case Type Categories are defined in the 2017 Virginia Judicial Workload Assessment

Source: SCV-SQL-Information

2024 Overall GRAND TOTAL		Distribution of Caseload			Change*		Percentage (%) of Caseload		
2,520	+669	Criminal	345	14%	29.7% ▲	+79	Criminal	2023	2024
		Traffic	1,894	75%	45.6% ▲	+593	Traffic	14.4%	13.7%
		Civil	252	10%	0.0% ↔	0	Civil	70.3%	75.2%
		Civil Commitments	29	1%	-9.4% ▼	-3	Civil Commitments	13.6%	10.0%
		GRAND TOTAL	2,520	100%	36.1% ▲	+669	GRAND TOTAL	1.7%	1.2%
							GRAND TOTAL	100%	100%

Filings by Division & Code

Division	Case Type Description	Code	Summary	Change	% Change	Absolute Change
Criminal	Misdemeanor	M	217	▲	+32.3%	+53
	Felony	F	92	▲	+50.8%	+31
	Capias	CA	21	↔		-
	Show Cause	SC	11	▲	+10.0%	+1
	Civil Violation	CV	4	▼	-60.0%	-6
	Total			345	▲	29.7%
Traffic	Infraction	I	1,556	▲	+42.1%	+461
	Misdemeanor	M	323	▲	+61.5%	+123
	Capias	CA	7	▲	+600.0%	+6
	Civil Violation	CV	4	▲	+100.0%	+2
	Felony	F	2	▲	-	+2
	Show Cause	SC	2	▼	-33.3%	-1
	Total			1,894	▲	45.6%
Civil	Warrant in Debt	WD	96	▼	-5.9%	-6
	Garnishment	GA	71	↔		-
	Unlawful Detainer	UD	18	▼	-33.3%	-9
	Other	OT	17	▲	+21.4%	+3
	Detinue	DT	15	▲	+87.5%	+7
	Preliminary Protective Order	PP	10	▲	+25.0%	+2
	Protective Order	PO	9	▲	+28.6%	+2
	Admin License	AL	8	▲	+60.0%	+3
	Abstract	AJ	3	▲	-	+3
	Show Cause	SC	2	↔		-
	Bond Forfeiture	BF	1	▼	-83.3%	-5
	Cross Claim	CR	1	▲	-	+1
	Motion for Judgment	MJ	1	▲	-	+1
	Counter Claim	CC	0	▼	-100.0%	-1
	Petition-Restore Arms	PR	0	▼	-100.0%	-1
Total			252		0.0%	0
Civil Commitments	Temporary Detention Order	TD	17	▼	-10.5%	-2
	Emergency Custody Order	EC	12	▼	-7.7%	-1
	Total		29	▼	-9.4%	-3
GRAND TOTAL			2,520	▲	36.1%	+669



Filings by Major Case Category**

Category	Summary	Change	% Change	Absolute Change
Felony	94	▲	+54.1%	+33
Garnishment	71	↔		0
General Civil	112	▲	+0.9%	+1
Infraction/Civil Violation	1,564	▲	+41.3%	+457
Landlord /Tenant	18	▼	-33.3%	-9
Misdemeanor	540	▲	+48.4%	+176
Other	102	▲	+7.4%	+7
Protective Orders	19	▲	+26.7%	+4
GRAND TOTAL	2,520	▲	36.1%	+669

* Compared to same time period as previous year

** Case Type Categories are defined in the 2017 Virginia Judicial Workload Assessment

Source: SCV-SQL-Information

2024 Overall GRAND TOTAL		Distribution of Caseload			Change*		Percentage (%) of Caseload			
1,662	-106	Criminal	363	22%	-1.1%	▼	-4	Criminal	20.8%	21.8%
		Traffic	1,015	61%	-3.8%	▼	-40	Traffic	59.7%	61.1%
		Civil	216	13%	-20.0%	▼	-54	Civil	15.3%	13.0%
		Civil Commitments	68	4%	-10.5%	▼	-8	Civil Commitments	4.3%	4.1%
		GRAND TOTAL	1,662	100%	-6.0%	▼	-106	GRAND TOTAL	100%	100%

Filings by Division & Code



Division	Case Type Description	Code	Summary	Change	% Change	Absolute Change
Criminal	Misdemeanor	M	183	▼	-9.9%	-20
	Felony	F	101	▲	+7.4%	+7
	Capias	CA	58	▲	+34.9%	+15
	Civil Violation	CV	12	▲	+20.0%	+2
	Show Cause	SC	9	▼	-47.1%	-8
	Total			363	▼	-1.1%
Traffic	Infraction	I	773	▼	-10.7%	-93
	Misdemeanor	M	231	▲	+32.0%	+56
	Capias	CA	6	▼	-50.0%	-6
	Felony	F	5	▲	-	+5
	Civil Violation	CV	0	▼	-100.0%	-1
	Show Cause	SC	0	▼	-100.0%	-1
	Total			1,015	▼	-3.8%
Civil	Warrant in Debt	WD	70	▲	+6.1%	+4
	Garnishment	GA	63	▲	+110.0%	+33
	Unlawful Detainer	UD	24	▼	-76.0%	-76
	Admin License	AL	14	▲	+250.0%	+10
	Other	OT	12	▼	-33.3%	-6
	Protective Order	PO	11	↔	-	-
	Preliminary Protective Order	PP	10	↔	-	-
	Bond Forfeiture	BF	8	▼	-55.6%	-10
	Abstract	AJ	2	▲	+100.0%	+1
	Show Cause	SC	1	↔	-	-
	Tenants Assertion	TA	1	▲	-	+1
	Counter Claim	CC	0	▼	-100.0%	-1
	Detinue	DT	0	▼	-100.0%	-8
	Impoundment	IM	0	▼	-100.0%	-2
	Total			216	▼	-20.0%
Civil Commitments	Mental Commitment	MC	63	▼	-7.4%	-5
	Emergency Custody Order	EC	3	▲	+50.0%	+1
	Temporary Detention Order	TD	2	▼	-66.7%	-4
	Total			68	▼	-10.5%
GRAND TOTAL			1,662	▼	-6.0%	-106

Filings by Major Case Category**

Category	Summary	Change	% Change	Absolute Change	
Felony	106	▲	+12.8%	+12	
Garnishment	63	▲	+110.0%	+33	
General Civil	70	▼	-6.7%	-5	
Infraction/Civil Violation	785	▼	-10.5%	-92	
Landlord /Tenant	25	▲	-75.0%	-75	
Misdemeanor	414	▲	+9.5%	+36	
Other	178	▼	-7.8%	-15	
Protective Orders	21	↔	-	0	
GRAND TOTAL		1,662	▼	-6.0%	-106

* Compared to same time period as previous year

** Case Type Categories are defined in the 2017 Virginia Judicial Workload Assessment

2024 Overall GRAND TOTAL		Distribution of Caseload			Change*		Percentage (%) of Caseload		
3,675	+764	Criminal	373	10%	56.1% ▲	+134	Criminal	2023 8.2%	2024 10.1%
		Traffic	2,741	75%	23.9% ▲	+529	Traffic	76.0%	74.6%
		Civil	363	10%	31.5% ▲	+87	Civil	9.5%	9.9%
		Civil Commitments	198	5%	7.6% ▲	+14	Civil Commitments	6.3%	5.4%
		GRAND TOTAL	3,675	100%	26.2% ▲	+764	GRAND TOTAL	100%	100%

Filings by Division & Code

Division	Case Type Description	Code	Summary	Change	% Change	Absolute Change
Criminal	Misdemeanor	M	205	▲	+29.7%	+47
	Felony	F	105	▲	+118.8%	+57
	Capias	CA	42	▲	+50.0%	+14
	Show Cause	SC	11	▲	+450.0%	+9
	Civil Violation	CV	10	▲	+233.3%	+7
	Total			373	▲	56.1%
Traffic	Infraction	I	1,947	▲	+15.0%	+254
	Misdemeanor	M	747	▲	+51.2%	+253
	Capias	CA	21	▲	+23.5%	+4
	Felony	F	9	▲	+200.0%	+6
	Show Cause	SC	9	▲	+80.0%	+4
	Civil Violation	CV	8	▲	-	+8
	Total			2,741	▲	23.9%
Civil	Garnishment	GA	154	▲	+165.5%	+96
	Warrant in Debt	WD	105	▼	-10.3%	-12
	Other	OT	33	▼	+65.0%	+13
	Unlawful Detainer	UD	27	▼	-44.9%	-22
	Preliminary Protective Order	PP	14	▼	-6.7%	-1
	Admin License	AL	10	▲	+400.0%	+8
	Protective Order	PO	10	▲	+100.0%	+5
	Show Cause	SC	3	▲	-	+3
	Abstract	AJ	2	▲	+100.0%	+1
	Bond Forfeiture	BF	2	▲	-	+2
	Impoundment	IM	2	▼	-60.0%	-3
	Detinue	DT	1	↔	-	-
	Interrogatory	IN	0	▼	-100.0%	-1
	Petition-Restore Arms	PR	0	▼	-100.0%	-2
Total			363	▲	31.5%	+87
Civil Commitments	Mental Commitment	MC	174	▲	+26.1%	+36
	Temporary Detention Order	TD	10	▼	-23.1%	-3
	Other	OT	9	▼	-57.1%	-12
	Emergency Custody Order	EC	5	▼	-58.3%	-7
	Total			198	▲	7.6%
GRAND TOTAL			3,675	▲	26.2%	+764

Filings by Major Case Category**

Category	Summary	Change	% Change	Absolute Change
Felony	114	▲	+123.5%	+63
Garnishment	154	▲	+161.0%	+95
General Civil	106	▼	-13.1%	-16
Infraction/Civil Violation	1,965	▲	+15.9%	+269
Involuntary Civil Commitments	9	▼	-57.1%	-12
Landlord /Tenant	27	▼	-44.9%	-22
Misdemeanor	952	▲	+46.0%	+300
Other	324	▲	+34.4%	+83
Protective Orders	24	▲	+20.0%	+4

* Compared to same time period as previous year



** Case Type Categories are defined in the 2017 Virginia Judicial Workload Assessment

CPSS - GCMS CASELOAD STATISTICS OF THE GENERAL DISTRICT COURTS
January 2024 thru February 2024 Filings (Compared to January 2023 thru February 2023)

<i>GRAND TOTAL</i>	3,675	▲	26.2%	+764
---------------------------	--------------	---	-------	------

* Compared to same time period as previous year

** Case Type Categories are defined in the 2017 Virginia Judicial Workload Assessment
Source: SCV-SQL-Information

2024 Overall GRAND TOTAL		Distribution of Caseload			Change*		Percentage (%) of Caseload		
3,087	-277	Criminal	454	15%	14.9% ▲	+59	Criminal	2023	2024
		Traffic	2,105	68%	-14.7% ▼	-362	Traffic	11.7%	14.7%
		Civil	475	15%	6.5% ▲	+29	Civil	73.3%	68.2%
		Civil Commitments	53	2%	-5.4% ▼	-3	Civil Commitments	13.3%	15.4%
		GRAND TOTAL	3,087	100%	-8.2% ▼	-277	GRAND TOTAL	100%	100%

Filings by Division & Code



Division	Case Type Description	Code	Summary	Change	% Change	Absolute Change
Criminal	Misdemeanor	M	266	▲	+32.3%	+65
	Felony	F	136	▲	+19.3%	+22
	Capias	CA	29	▼	-37.0%	-17
	Show Cause	SC	20	▼	-23.1%	-6
	Civil Violation	CV	3	▼	-62.5%	-5
	Total			454	▲	14.9%
Traffic	Infraction	I	1,802	▼	-17.1%	-371
	Misdemeanor	M	288	▲	+0.3%	+1
	Felony	F	7	▲	+133.3%	+4
	Capias	CA	4	▲	+100.0%	+2
	Show Cause	SC	4	▲	+300.0%	+3
	Civil Violation	CV	0	▼	-100.0%	-1
	Total			2,105	▼	-14.7%
Civil	Garnishment	GA	192	▲	+38.1%	+53
	Warrant in Debt	WD	190	▲	+6.1%	+11
	Unlawful Detainer	UD	37	▼	-27.5%	-14
	Other	OT	23	▲	-14.8%	-4
	Protective Order	PO	10	▼	-28.6%	-4
	Preliminary Protective Order	PP	6	▼	-60.0%	-9
	Abstract	AJ	4	▲	+100.0%	+2
	Admin License	AL	4	▼	-55.6%	-5
	Impoundment	IM	4	▲	-	+4
	Detinue	DT	3	▼	-25.0%	-1
	Overweight	OC	1	↔	-	-
	Petition-Restore Arms	PR	1	↔	-	-
	Bond Forfeiture	BF	0	▼	-100.0%	-2
	Interrogatory	IN	0	▼	-100.0%	-1
	Show Cause	SC	0	▼	-100.0%	-1
Total			475	▲	6.5%	+29
Civil Commitments	Temporary Detention Order	TD	31	▲	+10.7%	+3
	Emergency Custody Order	EC	22	▼	-21.4%	-6
	Total			53	▼	-5.4%
GRAND TOTAL			3,087	▼	-8.2%	-277

Filings by Major Case Category**

Category	Summary	Change	% Change	Absolute Change
Felony	143	▲	+22.2%	+26
Garnishment	192	▼	+37.1%	+52
General Civil	196	▲	+6.5%	+12
Infraction/Civil Violation	1,806	▼	-17.3%	-377
Landlord /Tenant	37	▼	-27.5%	-14
Misdemeanor	554	▲	+13.5%	+66
Other	143	▲	-16.9%	-29
Protective Orders	16	▼	-44.8%	-13
GRAND TOTAL	3,087	▼	-8.2%	-277

* Compared to same time period as previous year

** Case Type Categories are defined in the 2017 Virginia Judicial Workload Assessment
 Source: SCV-SQL-Information

2024 Overall GRAND TOTAL		Distribution of Caseload			Change*		Percentage (%) of Caseload		
1,049	+302	Criminal	198	19%	17.2% ▲	+29	Criminal	2023	2024
		Traffic	539	51%	47.7% ▲	+174	Traffic	22.6%	18.9%
		Civil	307	29%	54.3% ▲	+108	Civil	48.9%	51.4%
		Civil Commitments	5	0%	-64.3% ▼	-9	Civil Commitments	26.6%	29.3%
		GRAND TOTAL	1,049	100%	40.4% ▲	+302	GRAND TOTAL	100%	100%

Filings by Division & Code


Division	Case Type Description	Code	Summary	Change	% Change	Absolute Change	
Criminal	Misdemeanor	M	109	▲	+14.7%	+14	
	Show Cause	SC	40	▲	+1,900.0%	+38	
	Felony	F	25	▼	-40.5%	-17	
	Capias	CA	22	▼	-4.3%	-1	
	Civil Violation	CV	2	▼	-71.4%	-5	
	Total			198	▲	17.2%	+29
Traffic	Infraction	I	307	▲	+4.1%	+12	
	Show Cause	SC	155	▲	-	+155	
	Misdemeanor	M	55	▼	-1.8%	-1	
	Capias	CA	22	▲	+83.3%	+10	
	Felony	F	0	▼	-100.0%	-2	
	Total			539	▲	47.7%	+174
Civil	Warrant in Debt	WD	221	▲	+132.6%	+126	
	Garnishment	GA	53	▼	-10.2%	-6	
	Other	OT	15	▼	-6.3%	-1	
	Bond Forfeiture	BF	5	▲	+150.0%	+3	
	Preliminary Protective Order	PP	5	▼	-44.4%	-4	
	Abstract	AJ	3	▲	-	+3	
	Detinue	DT	1	▲	-	+1	
	Impoundment	IM	1	▲	-	+1	
	Overweight	OC	1	↔	-	-	
	Show Cause	SC	1	▼	-50.0%	-1	
	Unlawful Detainer	UD	1	▼	-75.0%	-3	
	Protective Order	PO	0	▼	-100.0%	-11	
	Total			307	▲	54.3%	+108
	Civil Commitments	Temporary Detention Order	TD	4	▼	-50.0%	-4
Emergency Custody Order		EC	1	▼	-83.3%	-5	
Total			5	▼	-64.3%	-9	
GRAND TOTAL			1,049	▲	40.4%	+302	

Filings by Major Case Category**

Category	Summary	Change	% Change	Absolute Change
Felony	25	▼	-43.2%	-19
Garnishment	53	▼	-10.2%	-6
General Civil	222	▲	+131.3%	+126
Infraction/Civil Violation	310	▼	+2.3%	+7
Landlord /Tenant	1	▼	-75.0%	-3
Misdemeanor	164	▲	+8.6%	+13
Other	269	▲	+284.3%	+199
Protective Orders	5	▼	-75.0%	-15
GRAND TOTAL	1,049	▲	40.4%	+302

* Compared to same time period as previous year

** Case Type Categories are defined in the 2017 Virginia Judicial Workload Assessment
 Source: SCV-SQL-Information

2024 Overall GRAND TOTAL		Distribution of Caseload			Change*		Percentage (%) of Caseload		
330	-133	Criminal	125	38%	23.8% ▲	+24	Criminal	2023	2024
		Traffic	79	24%	-65.4% ▼	-149	Traffic	49.2%	23.9%
		Civil	98	30%	2.1% ▲	+2	Civil	20.7%	29.7%
		Civil Commitments	28	8%	-26.3% ▼	-10	Civil Commitments	8.2%	8.5%
		GRAND TOTAL	330	100%	-28.7% ▼	-133	GRAND TOTAL	100%	100%

Filings by Division & Code

Division	Case Type Description	Code	Summary	Change	% Change	Absolute Change
Criminal	Misdemeanor	M	57	▲	+3.6%	+2
	Felony	F	53	▲	+71.0%	+22
	Capias	CA	13	▲	+30.0%	+3
	Restricted Operators License	RL	1	↔		-
	Show Cause	SC	1	▼	-50.0%	-1
	Civil Violation	CV	0	▼	-100.0%	-2
	Total			125	▲	23.8%
Traffic	Infraction	I	61	▼	-66.8%	-123
	Misdemeanor	M	15	▼	-60.5%	-23
	Capias	CA	3	▼	-25.0%	-1
	Show Cause	SC	0	▼	-100.0%	-2
	Total			79	▼	-65.4%
Civil	Garnishment	GA	47	▲	+88.0%	+22
	Warrant in Debt	WD	39	▼	-23.5%	-12
	Impoundment	IM	5	▲	+150.0%	+3
	Other	OT	4	▼	-42.9%	-3
	Unlawful Detainer	UD	2	▼	-66.7%	-4
	Detinue	DT	1	↔		-
	Admin License	AL	0	▼	-100.0%	-1
	Preliminary Protective Order	PP	0	▼	-100.0%	-1
	Protective Order	PO	0	▼	-100.0%	-2
	Total			98	▲	2.1%
Civil Commitments	Mental Commitment	MC	15	↔		-
	Temporary Detention Order	TD	8	▼	-46.7%	-7
	Emergency Custody Order	EC	3	▼	-62.5%	-5
	Other	OT	2	▲	-	+2
	Total			28	▼	-26.3%
GRAND TOTAL			330	▼	-28.7%	-133

Filings by Major Case Category**

Category	Summary	Change	% Change	Absolute Change
Felony	53	▲	+71.0%	+22
Garnishment	47	▲	+88.0%	+22
General Civil	41	▼	-24.1%	-13
Infraction/Civil Violation	61	▼	-67.2%	-125
Involuntary Civil Commitments	2	▲	-	+2
Landlord /Tenant	2	▼	-66.7%	-4
Misdemeanor	73	▼	-22.3%	-21
Other	51	▼	-20.3%	-13
Protective Orders	0	▼	-100.0%	-3
GRAND TOTAL		330	▼	-28.7%

* Compared to same time period as previous year

** Case Type Categories are defined in the 2017 Virginia Judicial Workload Assessment
 Source: SCV-SQL-Information

2024 Overall GRAND TOTAL		Distribution of Caseload		Change*		Percentage (%) of Caseload			
988	+18	Criminal	196 20%	-4.4%	▼	-9	Criminal	2023 21.1%	2024 19.8%
		Traffic	459 46%	-8.0%	▼	-40	Traffic	51.4%	46.5%
2024		Civil	278 28%	37.6%	▲	+76	Civil	20.8%	28.1%
2023		Civil Commitments	55 6%	-14.1%	▼	-9	Civil Commitments	6.6%	5.6%
		GRAND TOTAL	988 100%	1.9%	▲	+18	GRAND TOTAL	100%	100%

Filings by Division & Code

Division	Case Type Description	Code	Summary	Change	% Change	Absolute Change
Criminal	Misdemeanor	M	111	▲	+26.1%	+23
	Felony	F	36	▲	+24.1%	+7
	Capias	CA	28	▲	+115.4%	+15
	Show Cause	SC	19	▼	-72.9%	-51
	Civil Violation	CV	2	▼	-60.0%	-3
	Total			196	▼	-4.4%
Traffic	Infraction	I	271	▲	+23.7%	+52
	Show Cause	SC	83	▼	-59.7%	-123
	Misdemeanor	M	80	▲	+37.9%	+22
	Capias	CA	20	▲	+33.3%	+5
	Felony	F	4	▲	-	+4
	Civil Violation	CV	1	▲	-	+1
	Restricted Operators License	RL	0	▼	-100.0%	-1
Total			459	▼	-8.0%	-40
Civil	Warrant in Debt	WD	150	▲	+32.7%	+37
	Garnishment	GA	76	▲	+72.7%	+32
	Other	OT	24	▲	+242.9%	+17
	Bond Forfeiture	BF	11	▼	-31.3%	-5
	Preliminary Protective Order	PP	7	▲	+75.0%	+3
	Unlawful Detainer	UD	6	▼	-45.5%	-5
	Petition-Restore Arms	PR	2	▲	-	+2
	Impoundment	IM	1	↔	-	-
	Protective Order	PO	1	▼	-50.0%	-1
	Abstract	AJ	0	▼	-100.0%	-1
	Detinue	DT	0	▼	-100.0%	-2
	Show Cause	SC	0	▼	-100.0%	-1
	Total			278	▲	37.6%
Civil Commitments	Mental Commitment	MC	40	▼	-23.1%	-12
	Temporary Detention Order	TD	8	▲	+33.3%	+2
	Emergency Custody Order	EC	6	▲	+50.0%	+2
	Other	OT	1	▼	-50.0%	-1
Total			55	▼	-14.1%	-9
GRAND TOTAL			988	▲	1.9%	+18

Filings by Major Case Category**



Category	Summary	Change	% Change	Absolute Change
Felony	40	▲	+37.9%	+11
Garnishment	76	▲	+72.7%	+32
General Civil	157	▲	+36.5%	+42
Infraction/Civil Violation	274	▲	+22.3%	+50
Involuntary Civil Commitments	1	▼	-50.0%	-1
Landlord /Tenant	6	▼	-45.5%	-5
Misdemeanor	191	▼	+29.9%	+44
Other	235	▲	-40.1%	-157
Protective Orders	8	▲	+33.3%	+2
GRAND TOTAL	988	▲	1.9%	+18

* Compared to same time period as previous year

** Case Type Categories are defined in the 2017 Virginia Judicial Workload Assessment

* Compared to same time period as previous year

** Case Type Categories are defined in the 2017 Virginia Judicial Workload Assessment
Source: SCV-SQL-Information

2024 Overall GRAND TOTAL		Distribution of Caseload			Change*		Percentage (%) of Caseload		
1,626	-310	Criminal	627	39%	19.9% ▲	+104	Criminal	2023 27.0%	2024 38.6%
		Traffic	659	41%	-34.6% ▼	-349	Traffic	52.1%	40.5%
		Civil	324	20%	-15.4% ▼	-59	Civil	19.8%	19.9%
		Civil Commitments	16	1%	-27.3% ▼	-6	Civil Commitments	1.1%	1.0%
		GRAND TOTAL	1,626	100%	-16.0% ▼	-310	GRAND TOTAL	100%	100%

Filings by Division & Code

Division	Case Type Description	Code	Summary	Change	% Change	Absolute Change
Criminal	Misdemeanor	M	416	▲	+28.0%	+91
	Felony	F	133	▲	+20.9%	+23
	Capias	CA	56	▲	+14.3%	+7
	Civil Violation	CV	13	▼	-53.6%	-15
	Show Cause	SC	8	▼	-27.3%	-3
	Restricted Operators License	RL	1	▲	-	+1
	Total			627	▲	19.9%
Traffic	Infraction	I	511	▼	-35.9%	-286
	Misdemeanor	M	137	▼	-27.9%	-53
	Capias	CA	9	▼	-43.8%	-7
	Felony	F	1	▼	-80.0%	-4
	Restricted Operators License	RL	1	▲	-	+1
Total			659	▼	-34.6%	-349
Civil	Warrant in Debt	WD	109	▼	-27.3%	-41
	Garnishment	GA	84	▲	+18.3%	+13
	Unlawful Detainer	UD	38	▼	-28.3%	-15
	Other	OT	33	▲	+22.2%	+6
	Detinue	DT	15	▼	-40.0%	-10
	Preliminary Protective Order	PP	14	▲	+40.0%	+4
	Bond Forfeiture	BF	12	▼	-47.8%	-11
	Protective Order	PO	11	▲	+450.0%	+9
	Admin License	AL	4	▲	+100.0%	+2
	Abstract	AJ	2	▼	-33.3%	-1
	Impoundment	IM	1	▼	-88.9%	-8
	Motion for Judgment	MJ	1	▲	-	+1
	Interrogatory	IN	0	▼	-100.0%	-7
	Petition-Restore Arms	PR	0	▼	-100.0%	-1
Total			324	▼	-15.4%	-59
Civil Commitments	Temporary Detention Order	TD	10	▼	-44.4%	-8
	Emergency Custody Order	EC	5	▲	+66.7%	+2
	Mental Commitment	MC	1	↔	-	-
Total			16	▼	-27.3%	-6
GRAND TOTAL			1,626	▼	-16.0%	-310

Filings by Major Case Category**

Category	Summary	Change	% Change	Absolute Change
Felony	134	▼	+16.5%	+19
Garnishment	84	▼	+7.7%	+6
General Civil	128	▲	-28.9%	-52
Infraction/Civil Violation	524	▼	-36.5%	-301
Landlord /Tenant	38	▼	-28.3%	-15
Misdemeanor	555	▲	+7.8%	+40
Other	138	▼	-12.7%	-20
Protective Orders	25	▲	+108.3%	+13
GRAND TOTAL	1,626	▼	-16.0%	-310

* Compared to same time period as previous year

** Case Type Categories are defined in the 2017 Virginia Judicial Workload Assessment
 Source: SCV-SQL-Information

2024 Overall GRAND TOTAL		Distribution of Caseload			Change*		Percentage (%) of Caseload		
863	+20	Criminal	152	18%	-25.9% ▼	-53	Criminal	2023	2024
2024		Traffic	563	65%	15.4% ▲	+75	Traffic	24.3%	17.6%
2023		Civil	142	16%	3.6% ▲	+5	Civil	57.9%	65.2%
		Civil Commitments	6	1%	-53.8% ▼	-7	Civil Commitments	16.3%	16.5%
		GRAND TOTAL	863	100%	2.4% ▲	+20	GRAND TOTAL	100%	100%

Filings by Division & Code



Division	Case Type Description	Code	Summary	Change	% Change	Absolute Change
Criminal	Misdemeanor	M	89	▼	-3.3%	-3
	Felony	F	37	▼	-57.5%	-50
	Capias	CA	13	▼	-7.1%	-1
	Show Cause	SC	10	▲	+11.1%	+1
	Civil Violation	CV	2	▼	-33.3%	-1
	Restricted Operators License	RL	1	▲	-	+1
	Total			152	▼	-25.9%
Traffic	Infraction	I	464	▲	+13.7%	+56
	Misdemeanor	M	93	▲	+36.8%	+25
	Show Cause	SC	3	▼	-40.0%	-2
	Capias	CA	2	▼	-66.7%	-4
	Felony	F	1	↔	-	-
Total			563	▲	15.4%	+75
Civil	Warrant in Debt	WD	44	▼	-18.5%	-10
	Garnishment	GA	42	▲	+40.0%	+12
	Other	OT	16	▲	+23.1%	+3
	Unlawful Detainer	UD	13	▼	-18.8%	-3
	Protective Order	PO	9	▲	+28.6%	+2
	Preliminary Protective Order	PP	8	▲	+166.7%	+5
	Detinue	DT	3	↔	-	-
	Impoundment	IM	3	▲	-	+3
	Show Cause	SC	2	▼	-50.0%	-2
	Admin License	AL	1	▲	-	+1
	Restricted Operators License	RL	1	▲	-	+1
	Abstract	AJ	0	▼	-100.0%	-1
	Motion for Judgment	MJ	0	▼	-100.0%	-2
	Overweight	OC	0	▼	-100.0%	-4
Total			142	▲	3.6%	+5
Civil Commitments	Emergency Custody Order	EC	5	▼	-44.4%	-4
	Temporary Detention Order	TD	1	▼	-75.0%	-3
Total			6	▼	-53.8%	-7
GRAND TOTAL			863	▲	2.4%	+20

Filings by Major Case Category**

Category	Summary	Change	% Change	Absolute Change
Felony	38	▼	-56.8%	-50
Garnishment	42	▲	+40.0%	+12
General Civil	51	▲	-15.0%	-9
Infraction/Civil Violation	466	▼	+12.3%	+51
Landlord /Tenant	13	▼	-18.8%	-3
Misdemeanor	184	▲	+15.0%	+24
Other	52	▲	-18.8%	-12
Protective Orders	17	▲	+70.0%	+7
GRAND TOTAL	863	▲	2.4%	+20

* Compared to same time period as previous year

** Case Type Categories are defined in the 2017 Virginia Judicial Workload Assessment

2024 Overall GRAND TOTAL		Distribution of Caseload			Change*		Percentage (%) of Caseload		
1,209	+98	Criminal	275	23%	28.5% ▲	+61	Criminal	2023	2024
		Traffic	823	68%	4.4% ▲	+35	Traffic	19.3%	22.7%
		Civil	107	9%	0.0% ▬	0	Civil	70.9%	68.1%
		Civil Commitments	4	0%	100.0% ▲	+2	Civil Commitments	9.6%	8.9%
		GRAND TOTAL	1,209	100%	8.8% ▲	+98	GRAND TOTAL	0.2%	0.3%
							GRAND TOTAL	100%	100%

Filings by Division & Code



Division	Case Type Description	Code	Summary	Change	% Change	Absolute Change
Criminal	Misdemeanor	M	188	▲	+69.4%	+77
	Felony	F	69	▼	-1.4%	-1
	Capias	CA	8	▼	-52.9%	-9
	Civil Violation	CV	5	▲	+25.0%	+1
	Show Cause	SC	5	▼	-58.3%	-7
	Total			275	▲	28.5%
Traffic	Infraction	I	674	▲	+11.4%	+69
	Misdemeanor	M	141	▼	-16.6%	-28
	Show Cause	SC	6	▲	+50.0%	+2
	Capias	CA	1	▼	-80.0%	-4
	Felony	F	1	▼	-75.0%	-3
	Civil Violation	CV	0	▼	-100.0%	-1
	Total			823	▲	4.4%
Civil	Garnishment	GA	38	▲	+8.6%	+3
	Warrant in Debt	WD	38	▼	-7.3%	-3
	Other	OT	9	▼	-10.0%	-1
	Preliminary Protective Order	PP	8	▲	+166.7%	+5
	Unlawful Detainer	UD	6	▼	-25.0%	-2
	Detinue	DT	2	▲	-	+2
	Protective Order	PO	2	▼	-50.0%	-2
	Abstract	AJ	1	▲	-	+1
	Admin License	AL	1	▼	-50.0%	-1
	Overweight	OC	1	▲	-	+1
	Restricted Operators License	RL	1	▲	-	+1
	Impoundment	IM	0	▼	-100.0%	-2
	Interrogatory	IN	0	▼	-100.0%	-1
	Show Cause	SC	0	▼	-100.0%	-1
Total			107		0.0%	0
Civil Commitments	Emergency Custody Order	EC	2	▲	+100.0%	+1
	Temporary Detention Order	TD	2	▲	+100.0%	+1
	Total		4	▲	100.0%	+2
GRAND TOTAL			1,209	▲	8.8%	+98

Filings by Major Case Category**

Category	Summary	Change	% Change	Absolute Change
Felony	70	▼	-5.4%	-4
Garnishment	38	▼	+5.6%	+2
General Civil	41	▲	-6.8%	-3
Infraction/Civil Violation	680	▲	+11.5%	+70
Landlord /Tenant	6	▼	-25.0%	-2
Misdemeanor	330	▲	+17.9%	+50
Other	34	▲	-34.6%	-18
Protective Orders	10	▲	+42.9%	+3
GRAND TOTAL	1,209	▲	8.8%	+98

* Compared to same time period as previous year

** Case Type Categories are defined in the 2017 Virginia Judicial Workload Assessment
 Source: SCV-SQL-Information

2024 Overall GRAND TOTAL		Distribution of Caseload			Change*		Percentage (%) of Caseload		
1,910	+127	Criminal	552	29%	9.3% ▲	+47	Criminal	2023	2024
		Traffic	910	48%	6.3% ▲	+54	Traffic	48.0%	47.6%
		Civil	424	22%	6.5% ▲	+26	Civil	22.3%	22.2%
		Civil Commitments	24	1%	0.0%	0	Civil Commitments	1.3%	1.3%
		GRAND TOTAL	1,910	100%	7.1% ▲	+127	GRAND TOTAL	100%	100%

Filings by Division & Code

Division	Case Type Description	Code	Summary	Change	% Change	Absolute Change
Criminal	Misdemeanor	M	367	▲	+25.7%	+75
	Felony	F	73	▼	-36.5%	-42
	Capias	CA	62	▼	-16.2%	-12
	Show Cause	SC	48	▲	+166.7%	+30
	Civil Violation	CV	2	▼	-66.7%	-4
	Total			552	▲	9.3%
Traffic	Infraction	I	632	▲	+4.5%	+27
	Misdemeanor	M	246	▲	+9.8%	+22
	Show Cause	SC	16	▲	+77.8%	+7
	Capias	CA	13	▼	-18.8%	-3
	Felony	F	3	▲	+50.0%	+1
	Total			910	▲	6.3%
Civil	Garnishment	GA	140	↔	-	-
	Warrant in Debt	WD	118	▼	-0.8%	-1
	Other	OT	63	▲	+40.0%	+18
	Unlawful Detainer	UD	59	▲	+37.2%	+16
	Preliminary Protective Order	PP	13	▲	+30.0%	+3
	Protective Order	PO	6	▲	+50.0%	+2
	Admin License	AL	4	▲	+33.3%	+1
	Bond Forfeiture	BF	4	▼	-50.0%	-4
	Detinue	DT	4	▼	-33.3%	-2
	Impoundment	IM	4	▲	+33.3%	+1
	Motion for Judgment	MJ	2	▲	+100.0%	+1
	Restricted Operators License	RL	2	▲	-	+2
	Tenants Assertion	TA	2	▲	+100.0%	+1
	Counter Claim	CC	1	▲	-	+1
	Interrogatory	IN	1	▲	-	+1
	Show Cause	SC	1	▼	-85.7%	-6
	Capias	CA	0	▼	-100.0%	-7
Overweight	OC	0	▼	-100.0%	-1	
Total			424	▲	6.5%	+26
Civil Commitments	Emergency Custody Order	EC	12	↔	-	-
	Temporary Detention Order	TD	11	▲	+57.1%	+4
	Other	OT	1	▲	-	+1
	Mental Commitment	MC	0	▼	-100.0%	-5
Total			24		0.0%	0
GRAND TOTAL			1,910	▲	7.1%	+127

Filings by Major Case Category**

Category	Summary	Change	% Change	Absolute Change
Felony	76	▲	-35.0%	-41
Garnishment	141	▲	+0.7%	+1
General Civil	140	▲	+2.2%	+3
Infraction/Civil Violation	634	▼	+3.6%	+22
Involuntary Civil Commitments	1	▲	-	+1
Landlord /Tenant	61	▲	+38.6%	+17
Misdemeanor	615	▲	+19.2%	+99

* Compared to same time period as previous year



** Case Type Categories are defined in the 2017 Virginia Judicial Workload Assessment

CPSS - GCMS CASELOAD STATISTICS OF THE GENERAL DISTRICT COURTS
 January 2024 thru February 2024 Filings (Compared to January 2023 thru February 2023)

Other	223	▲	+9.9%	+20
Protective Orders	19	▲	+35.7%	+5
GRAND TOTAL	1,910	▲	7.1%	+127

* Compared to same time period as previous year

** Case Type Categories are defined in the 2017 Virginia Judicial Workload Assessment
 Source: SCV-SQL-Information

2024 Overall GRAND TOTAL		Distribution of Caseload			Change*		Percentage (%) of Caseload		
20,256	+3,249	Criminal	3,486	17%	29.9% ▲	+802	Criminal	2023	2024
		Traffic	11,989	59%	21.7% ▲	+2,141	Traffic	15.8%	17.2%
		Civil	4,611	23%	7.1% ▲	+306	Civil	57.9%	59.2%
		Civil Commitments	170	1%	0.0%	0	Civil Commitments	25.3%	22.8%
		GRAND TOTAL	20,256	100%	19.1% ▲	+3,249	GRAND TOTAL	100%	100%

Filings by Division & Code

Division	Case Type Description	Code	Summary	Change	% Change	Absolute Change
Criminal	Misdemeanor	M	1,740	▲	+25.2%	+350
	Felony	F	815	▲	+20.0%	+136
	Capias	CA	672	▲	+72.3%	+282
	Show Cause	SC	147	▲	+9.7%	+13
	Civil Violation	CV	112	▲	+23.1%	+21
	Total			3,486	▲	29.9%
Traffic	Infraction	I	9,887	▲	+23.7%	+1,895
	Misdemeanor	M	1,974	▲	+13.8%	+239
	Felony	F	44	▲	+33.3%	+11
	Capias	CA	40	▲	+42.9%	+12
	Civil Violation	CV	21	▲	+23.5%	+4
	Show Cause	SC	10	▼	-16.7%	-2
	Other	O	7	▼	-75.0%	-21
	Restricted Operators License	RL	6	▲	+100.0%	+3
	Total			11,989	▲	21.7%
Civil	Warrant in Debt	WD	1,800	▲	+12.1%	+195
	Garnishment	GA	1,129	▼	-12.3%	-159
	Unlawful Detainer	UD	905	▲	+39.7%	+257
	Admin License	AL	171	▲	+13.2%	+20
	Other	OT	117	▲	+41.0%	+34
	Zoning Violation	ZO	114	▼	-18.0%	-25
	Preliminary Protective Order	PP	76	▲	+7.0%	+5
	Show Cause	SC	74	▼	-20.4%	-19
	Interrogatory	IN	62	▲	+37.8%	+17
	Abstract	AJ	54	▲	+20.0%	+9
	Protective Order	PO	53	▲	+12.8%	+6
	Impoundment	IM	24	▼	-25.0%	-8
	Counter Claim	CC	8	▲	+100.0%	+4
	Tenants Assertion	TA	6	↔		-
	Motion for Judgment	MJ	4	▼	-60.0%	-6
	Overweight	OC	4	▼	-60.0%	-6
	Capias	CA	3	▼	-40.0%	-2
	Bond Forfeiture	BF	2	▲	+100.0%	+1
	Detinue	DT	2	▼	-90.5%	-19
	Motor Carrier	MC	1	▲	-	+1
	Petition-Restore Arms	PR	1	▲	-	+1
Third Party Claim	TH	1	↔		-	
Total			4,611	▲	7.1%	+306
Civil Commitments	Mental Commitment	MC	76	▲	+33.3%	+19
	Temporary Detention Order	TD	72	▼	-5.3%	-4
	Emergency Custody Order	EC	17	▼	-50.0%	-17
	Petition	PT	5	▲	+400.0%	+4
	Medical Emergency Custody Order	ME	0	▼	-100.0%	-2
Total			170	▲	0.0%	0
GRAND TOTAL			20,256	▲	19.1%	+3,249

* Compared to same time period as previous year

** Case Type Categories are defined in the 2017 Virginia Judicial Workload Assessment

Filings by Major Case Category**

Category	Summary	Change	% Change	Absolute Change
Felony	859	▲	+20.6%	+147
Garnishment	1,191	▲	-10.7%	-142
General Civil	1,871	▲	+11.4%	+192
Infraction/Civil Violation	10,032	▲	+23.3%	+1,894
Involuntary Civil Commitments	5	▲	+400.0%	+4
Landlord /Tenant	911	▲	+39.3%	+257
Misdemeanor	3,834	▲	+17.4%	+567
Other	1,424	▲	+28.9%	+319
Protective Orders	129	▲	+9.3%	+11
GRAND TOTAL	20,256	▲	19.1%	+3,249

* Compared to same time period as previous year

** Case Type Categories are defined in the 2017 Virginia Judicial Workload Assessment
 Source: SCV-SQL-Information

2024 Overall GRAND TOTAL		Distribution of Caseload			Change*		Percentage (%) of Caseload		
2,507	+590	Criminal	246	10%	64.0% ▲	+96	Criminal	2023 7.8%	2024 9.8%
		Traffic	1,746	70%	40.1% ▲	+500	Traffic	65.0%	69.6%
2024		Civil	493	20%	-3.5% ▼	-18	Civil	26.7%	19.7%
2023		Civil Commitments	22	1%	120.0% ▲	+12	Civil Commitments	0.5%	0.9%
		GRAND TOTAL	2,507	100%	30.8% ▲	+590	GRAND TOTAL	100%	100%

Filings by Division & Code

Division	Case Type Description	Code	Summary	Change	% Change	Absolute Change
Criminal	Misdemeanor	M	179	▲	+101.1%	+90
	Felony	F	45	▲	+4.7%	+2
	Show Cause	SC	9	▲	+50.0%	+3
	Capias	CA	7	↔		-
	Civil Violation	CV	6	▲	+20.0%	+1
	Total			246	▲	64.0%
Traffic	Infraction	I	1,314	▲	+36.0%	+348
	Misdemeanor	M	415	▲	+56.6%	+150
	Felony	F	6	▲	+50.0%	+2
	Show Cause	SC	6	▲	+100.0%	+3
	Capias	CA	5	▼	-37.5%	-3
	Total			1,746	▲	40.1%
Civil	Warrant in Debt	WD	199	▼	-10.8%	-24
	Garnishment	GA	187	▲	+5.6%	+10
	Unlawful Detainer	UD	35	▼	-5.4%	-2
	Other	OT	18	▲		-
	Detinue	DT	17	↔		-
	Preliminary Protective Order	PP	12	▲	+9.1%	+1
	Protective Order	PO	11	▼	-35.3%	-6
	Admin License	AL	4	▲	+33.3%	+1
	Impoundment	IM	3	▲		+3
	Overweight	OC	2	▲		+2
	Abstract	AJ	1	▼	-75.0%	-3
	Capias	CA	1	▲		+1
	Counter Claim	CC	1	↔		-
	Motion for Judgment	MJ	1	▲		+1
	Tenants Assertion	TA	1	↔		-
	Interrogatory	IN	0	▼	-100.0%	-2
Total			493	▼	-3.5%	-18
Civil Commitments	Temporary Detention Order	TD	16	▲	+77.8%	+7
	Emergency Custody Order	EC	6	▲	+500.0%	+5
	Total		22	▲	120.0%	+12
GRAND TOTAL			2,507	▲	30.8%	+590

Filings by Major Case Category**

Category	Summary	Change	% Change	Absolute Change
Felony	51	▲	+8.5%	+4
Garnishment	187	▼	+4.5%	+8
General Civil	220	▲	-9.1%	-22
Infraction/Civil Violation	1,322	▲	+36.1%	+351
Landlord /Tenant	36	▼	-5.3%	-2
Misdemeanor	594	▲	+67.8%	+240
Other	74	▲	+27.6%	+16
Protective Orders	23	▼	-17.9%	-5
GRAND TOTAL	2,507	▲	30.8%	+590

* Compared to same time period as previous year

** Case Type Categories are defined in the 2017 Virginia Judicial Workload Assessment
 Source: SCV-SQL-Information

2024 Overall GRAND TOTAL		Distribution of Caseload			Change*		Percentage (%) of Caseload			
5,021	+1,307	Criminal	124	2%	21.6%	▲	+22	Criminal	2023 2.7%	2024 2.5%
		Traffic	4,713	94%	38.0%	▲	+1,299	Traffic	91.9%	93.9%
2024		Civil	182	4%	-5.2%	▼	-10	Civil	5.2%	3.6%
2023		Civil Commitments	2	0%	-66.7%	▼	-4	Civil Commitments	0.2%	0.0%
		GRAND TOTAL	5,021	100%	35.2%	▲	+1,307	GRAND TOTAL	100%	100%

Filings by Division & Code

Division	Case Type Description	Code	Summary	Change	% Change	Absolute Change
Criminal	Misdemeanor	M	74	▲	+15.6%	+10
	Felony	F	40	▲	+73.9%	+17
	Civil Violation	CV	4	▲	+100.0%	+2
	Capias	CA	3	▼	-40.0%	-2
	Show Cause	SC	3	▼	-62.5%	-5
	Total			124	▲	21.6%
Traffic	Infraction	I	3,942	▲	+40.1%	+1,128
	Misdemeanor	M	752	▲	+27.9%	+164
	Capias	CA	16	▲	+45.5%	+5
	Show Cause	SC	2	▲	-	+2
	Felony	F	1	↔	-	-
	Total			4,713	▲	38.0%
Civil	Warrant in Debt	WD	70	▼	-9.1%	-7
	Garnishment	GA	55	▼	-28.6%	-22
	Unlawful Detainer	UD	20	▲	+42.9%	+6
	Other	OT	15	▲	+87.5%	+7
	Detinue	DT	6	▲	+200.0%	+4
	Preliminary Protective Order	PP	6	▲	+500.0%	+5
	Abstract	AJ	3	▼	-40.0%	-2
	Admin License	AL	3	▼	-25.0%	-1
	Protective Order	PO	3	▲	+200.0%	+2
	Impoundment	IM	1	▼	-50.0%	-1
	Show Cause	SC	0	▼	-100.0%	-1
	Total			182	▼	-5.2%
Civil Commitments	Emergency Custody Order	EC	1	▼	-50.0%	-1
	Temporary Detention Order	TD	1	▼	-75.0%	-3
	Total		2	▼	-66.7%	-4
GRAND TOTAL			5,021	▲	35.2%	+1,307

Filings by Major Case Category**

Category	Summary	Change	% Change	Absolute Change	
Felony	41	▲	+70.8%	+17	
Garnishment	55	▼	-28.6%	-22	
General Civil	78	▲	-3.7%	-3	
Infraction/Civil Violation	3,946	▲	+40.1%	+1,130	
Landlord /Tenant	20	▲	+42.9%	+6	
Misdemeanor	826	▲	+26.7%	+174	
Other	46	▲	-4.2%	-2	
Protective Orders	9	▲	+350.0%	+7	
GRAND TOTAL		5,021	▲	35.2%	+1,307

* Compared to same time period as previous year

** Case Type Categories are defined in the 2017 Virginia Judicial Workload Assessment
 Source: SCV-SQL-Information