

CPSS - GCMS CASELOAD STATISTICS OF THE GENERAL DISTRICT COURTS
 January 2024 thru August 2024 Filings (Compared to January 2023 thru August 2023)

2024 Overall GRAND TOTAL	Distribution of Caseload			Change*		Percentage (%) of Caseload		
1,609,437 ^{+115,353}	Criminal	211,376	13%	5.2% ▲	+10,478	Criminal	2023 13.4%	2024 13.1%
2024	Traffic	921,109	57%	8.6% ▲	+73,300	Traffic	56.7%	57.2%
2023	Civil	442,707	28%	7.3% ▲	+30,136	Civil	27.6%	27.5%
	Civil Commitments	34,245	2%	4.4% ▲	+1,439	Civil Commitments	2.2%	2.1%
	GRAND TOTAL	1,609,437	100%	7.7% ▲	+115,353	GRAND TOTAL	100%	100%

Filings by Division & Code

Division	Case Type Description	Code	Summary	Change	% Change	Absolute Change
Criminal	Misdemeanor	M	122,378	▲	+8.2%	+9,251
	Felony	F	56,445	▼	-1.2%	-702
	Capias	CA	17,999	▲	+9.0%	+1,483
	Show Cause	SC	9,147	▲	+3.7%	+323
	Civil Violation	CV	5,227	▲	+2.7%	+136
	Motion	MO	103	▼	-11.2%	-13
	Restricted Operators License	RL	77	↔		-
	Total			211,376	▲	5.2%
Traffic	Infraction	I	729,348	▲	+9.2%	+61,212
	Misdemeanor	M	171,283	▲	+7.0%	+11,135
	Capias	CA	6,347	▲	+0.5%	+33
	Show Cause	SC	4,935	▲	+12.3%	+541
	Civil Violation	CV	3,143	▲	+35.1%	+816
	Felony	F	2,782	▲	+7.1%	+184
	Other	O	2,646	▼	-13.3%	-407
	Restricted Operators License	RL	336	▼	-22.0%	-95
	Motion	MO	289	▼	-29.2%	-119
Total			921,109	▲	8.6%	+73,300
Civil	Warrant in Debt	WD	170,101	▲	+23.4%	+32,258
	Garnishment	GA	114,628	▼	-0.6%	-725
	Unlawful Detainer	UD	91,661	▲	+1.6%	+1,437
	Other	OT	14,005	▼	-0.9%	-130
	Admin License	AL	8,455	▼	0.0%	-1
	Preliminary Protective Order	PP	8,314	▲	+2.7%	+222
	Protective Order	PO	6,419	▲	+6.7%	+401
	Show Cause	SC	4,785	▼	-8.5%	-444
	Detinue	DT	4,534	▼	-14.1%	-742
	Motion for Judgment	MJ	4,117	▼	-16.8%	-833
	Interrogatory	IN	3,931	▲	+3.5%	+133
	Abstract	AJ	3,455	▼	-21.4%	-938
	Impoundment	IM	2,589	▲	+4.1%	+103
	Bond Forfeiture	BF	2,477	▼	-0.9%	-22
	Zoning Violation	ZO	988	▼	-31.1%	-446
	Tenants Assertion	TA	683	▲	+4.9%	+32
	Overweight	OC	465	▼	-8.5%	-43
	Counter Claim	CC	439	▼	-13.9%	-71
	Capias	CA	164	▼	-19.6%	-40
	Petition-Restore Arms	PR	161	▼	-13.4%	-25
	Motor Carrier	MC	146	▼	-0.7%	-1
	Interrogatory-Not	IC	94	▲	+34.3%	+24
	Restricted Operators License	RL	32	▼	-30.4%	-14
	Third Party Claim	TH	28	▼	-26.3%	-10
	Cross Claim	CR	12	▲	+20.0%	+2
	Mechanic's Lien	ML	8	▲	+14.3%	+1
	Detinue Seizure	DZ	6	▲	+500.0%	+5
	Petition to Require Blood Test	BT	6	▲	+50.0%	+2
	Distress Seizure	DS	2	▲	+100.0%	+1
	Attachment	AT	1	▲	-	+1
	Emergency Substantial Risk Order	SR	1	▼	-50.0%	-1
Total			442,707	▲	7.3%	+30,136
Civil Commitments	Mental Commitment	MC	14,694	▲	+3.9%	+556
	Temporary Detention Order	TD	10,989	▲	+2.4%	+260

* Compared to same time period as previous year

** Case Type Categories are defined in the 2017 Virginia Judicial Workload Assessment

CPSS - GCMS CASELOAD STATISTICS OF THE GENERAL DISTRICT COURTS

January 2024 thru August 2024 Filings (Compared to January 2023 thru August 2023)



			Summary	Change	% Change	Absolute Change
Civil Commitments	Emergency Custody Order	EC	5,189	▲	+1.8%	+91
	Other	OT	2,921	▲	+22.9%	+544
	Medical Emergency Temporary Detention Order	MT	249	▼	-3.9%	-10
	Petition	PT	188	▲	+4.4%	+8
	Medical Emergency Custody Order	ME	15	▼	-40.0%	-10
	Total			34,245	▲	4.4%
GRAND TOTAL			1,609,437	▲	7.7%	+115,353

Filings by Major Case Category**

Category	Summary	Change	% Change	Absolute Change	
Felony	59,227	▲	-0.9%	-518	
Garnishment	118,559	▲	-0.5%	-592	
General Civil	181,068	▲	+20.3%	+30,612	
Infracton/Civil Violation	740,975	▲	+9.1%	+61,713	
Involuntary Civil Commitments	3,109	▲	+21.6%	+552	
Landlord /Tenant	92,344	▲	+1.6%	+1,469	
Misdemeanor	295,094	▼	+7.2%	+19,831	
New to Workload Study	1	▼	-50.0%	-1	
Other	104,327	▲	+1.6%	+1,664	
Protective Orders	14,733	▲	+4.4%	+623	
GRAND TOTAL		1,609,437	▲	7.7%	+115,353

* Compared to same time period as previous year

** Case Type Categories are defined in the 2017 Virginia Judicial Workload Assessment
Source: SCV-SQL-Information

2024 Overall GRAND TOTAL		Distribution of Caseload			Change*		Percentage (%) of Caseload		
35,108	+1,781	Criminal	4,354	12%	-1.7% ▼	-74	Criminal	2023	2024
		Traffic	11,319	32%	10.5% ▲	+1,079	Traffic	13.3%	12.4%
		Civil	18,663	53%	4.1% ▲	+732	Civil	30.7%	32.2%
		Civil Commitments	772	2%	6.0% ▲	+44	Civil Commitments	53.8%	53.2%
		GRAND TOTAL	35,108	100%	5.3% ▲	+1,781	GRAND TOTAL	2.2%	2.2%
							GRAND TOTAL	100%	100%

Filings by Division & Code

Division	Case Type Description	Code	Summary	Change	% Change	Absolute Change
Criminal	Misdemeanor	M	2,203	▲	+5.1%	+106
	Felony	F	1,592	▼	-12.5%	-227
	Capias	CA	442	▲	+23.8%	+85
	Show Cause	SC	86	▼	-27.7%	-33
	Civil Violation	CV	30	▼	-16.7%	-6
	Restricted Operators License	RL	1	▲	-	+1
	Total			4,354	▼	-1.7%
Traffic	Infraction	I	7,228	▲	+22.3%	+1,319
	Misdemeanor	M	2,857	▲	+3.8%	+105
	Civil Violation	CV	666	▼	-40.5%	-453
	Capias	CA	310	▲	+52.7%	+107
	Felony	F	117	▼	-18.2%	-26
	Other	O	79	▲	+119.4%	+43
	Show Cause	SC	61	▼	-20.8%	-16
	Restricted Operators License	RL	1	↔	-	-
Total			11,319	▲	10.5%	+1,079
Civil	Warrant in Debt	WD	7,770	▲	+26.7%	+1,635
	Garnishment	GA	5,879	▼	-5.4%	-335
	Unlawful Detainer	UD	2,777	▼	-5.9%	-174
	Other	OT	379	▼	-1.3%	-5
	Zoning Violation	ZO	328	▼	-46.8%	-288
	Preliminary Protective Order	PP	285	▲	+5.2%	+14
	Show Cause	SC	251	▼	-16.6%	-50
	Protective Order	PO	246	▲	+23.0%	+46
	Admin License	AL	217	▲	+4.8%	+10
	Abstract	AJ	114	▼	-37.7%	-69
	Interrogatory	IN	92	▲	+22.7%	+17
	Detinue	DT	80	▲	+14.3%	+10
	Bond Forfeiture	BF	72	▼	-36.8%	-42
	Motion for Judgment	MJ	71	▼	-23.7%	-22
	Impoundment	IM	40	▼	-24.5%	-13
	Overweight	OC	37	▲	+85.0%	+17
	Tenants Assertion	TA	13	▼	-18.8%	-3
	Petition-Restore Arms	PR	5	▼	-16.7%	-1
	Counter Claim	CC	4	▼	-66.7%	-8
	Capias	CA	1	▼	-83.3%	-5
	Cross Claim	CR	1	↔	-	-
Third Party Claim	TH	1	▼	-50.0%	-1	
Mechanic's Lien	ML	0	▼	-100.0%	-1	
Total			18,663	▲	4.1%	+732
Civil Commitments	Temporary Detention Order	TD	281	▲	+12.0%	+30
	Emergency Custody Order	EC	257	▲	+7.5%	+18
	Mental Commitment	MC	212	▼	-5.4%	-12
	Other	OT	12	▲	+71.4%	+5
	Medical Emergency Temporary Detention Order	MT	9	▲	+80.0%	+4
	Petition	PT	1	▲	-	+1
	Medical Emergency Custody Order	ME	0	▼	-100.0%	-2
Total			772	▲	6.0%	+44
GRAND TOTAL			35,108	▲	5.3%	+1,781

* Compared to same time period as previous year



** Case Type Categories are defined in the 2017 Virginia Judicial Workload Assessment

Filings by Major Case Category**

Category	Summary	Change	% Change	Absolute Change
Felony	1,709	▼	-12.9%	-253
Garnishment	5,971	▲	-5.1%	-318
General Civil	7,945	▼	+25.6%	+1,621
Infraction/Civil Violation	8,040	▲	+12.9%	+920
Involuntary Civil Commitments	13	▲	+85.7%	+6
Landlord /Tenant	2,790	▼	-6.0%	-177
Misdemeanor	5,390	▲	-1.4%	-76
Other	2,719	▼	-0.1%	-2
Protective Orders	531	▲	+12.7%	+60
GRAND TOTAL	35,108	▲	5.3%	+1,781

* Compared to same time period as previous year

** Case Type Categories are defined in the 2017 Virginia Judicial Workload Assessment
 Source: SCV-SQL-Information

2024 Overall GRAND TOTAL		Distribution of Caseload			Change*		Percentage (%) of Caseload		
86,082	+2,364	Criminal	9,440	11%	-3.3% ▼	-322	Criminal	2023	2024
		Traffic	36,064	42%	2.1% ▲	+756	Traffic	11.7%	11.0%
		Civil	39,287	46%	5.4% ▲	+2,021	Civil	42.2%	41.9%
		Civil Commitments	1,291	1%	-6.6% ▼	-91	Civil Commitments	44.5%	45.6%
		GRAND TOTAL	86,082	100%	2.8% ▲	+2,364	GRAND TOTAL	1.7%	1.5%
							GRAND TOTAL	100%	100%

Filings by Division & Code

Division	Case Type Description	Code	Summary	Change	% Change	Absolute Change
Criminal	Misdemeanor	M	5,712	▼	-0.9%	-52
	Felony	F	2,530	▼	-13.7%	-402
	Capias	CA	615	▲	+24.5%	+121
	Civil Violation	CV	448	▲	+12.3%	+49
	Show Cause	SC	135	▼	-22.0%	-38
	Total			9,440	▼	-3.3%
Traffic	Infraction	I	25,904	▲	+4.1%	+1,018
	Misdemeanor	M	8,813	▼	-1.8%	-164
	Capias	CA	765	▲	+12.5%	+85
	Show Cause	SC	319	▲	+19.5%	+52
	Other	O	248	▼	-5.3%	-14
	Civil Violation	CV	11	▼	-95.2%	-217
	Restricted Operators License	RL	4	▼	-50.0%	-4
	Total			36,064	▲	2.1%
Civil	Garnishment	GA	14,741	▲	+11.1%	+1,473
	Warrant in Debt	WD	11,450	▲	+20.5%	+1,949
	Unlawful Detainer	UD	6,815	▼	-13.7%	-1,081
	Motion for Judgment	MJ	1,408	▼	-6.8%	-102
	Abstract	AJ	881	▲	+5.8%	+48
	Admin License	AL	805	▼	-13.6%	-127
	Other	OT	575	▼	-8.4%	-53
	Show Cause	SC	565	▲	+0.9%	+5
	Preliminary Protective Order	PP	462	▼	-0.4%	-2
	Protective Order	PO	397	▼	-1.5%	-6
	Bond Forfeiture	BF	337	▲	+3.7%	+12
	Interrogatory	IN	334	▲	+7.7%	+24
	Detinue	DT	290	▼	-22.9%	-86
	Impoundment	IM	72	▼	-35.1%	-39
	Tenants Assertion	TA	63	▲	+12.5%	+7
	Counter Claim	CC	32	▼	-31.9%	-15
	Overweight	OC	32	▲	+88.2%	+15
	Capias	CA	11	▼	-15.4%	-2
	Petition-Restore Arms	PR	10	▲	+42.9%	+3
	Third Party Claim	TH	3	▼	-40.0%	-2
	Cross Claim	CR	2	▲	+100.0%	+1
	Mechanic's Lien	ML	1	▲	-	+1
	Restricted Operators License	RL	1	↔	-	-
Petition to Require Blood Test	BT	0	▼	-100.0%	-2	
Total			39,287	▲	5.4%	+2,021
Civil Commitments	Mental Commitment	MC	776	▼	-3.8%	-31
	Temporary Detention Order	TD	358	▼	-16.2%	-69
	Other	OT	97	▲	+49.2%	+32
	Emergency Custody Order	EC	59	▼	-28.0%	-23
	Medical Emergency Temporary Detention Order	MT	1	↔	-	-
Total			1,291	▼	-6.6%	-91
GRAND TOTAL			86,082	▲	2.8%	+2,364

* Compared to same time period as previous year

** Case Type Categories are defined in the 2017 Virginia Judicial Workload Assessment

Filings by Major Case Category**

Category	Summary	Change	% Change	Absolute Change
Felony	2,530	▼	-13.7%	-402
Garnishment	15,075	▲	+11.0%	+1,497
General Civil	13,193	▲	+15.5%	+1,766
Infraction/Civil Violation	26,643	▲	+3.3%	+851
Involuntary Civil Commitments	97	▲	+49.2%	+32
Landlord /Tenant	6,878	▼	-13.5%	-1,074
Misdemeanor	14,530	▼	-1.5%	-220
Other	6,277	▼	-1.2%	-78
Protective Orders	859	▼	-0.9%	-8
GRAND TOTAL	86,082	▲	2.8%	+2,364

* Compared to same time period as previous year



** Case Type Categories are defined in the 2017 Virginia Judicial Workload Assessment
 Source: SCV-SQL-Information

CPSS - GCMS CASELOAD STATISTICS OF THE GENERAL DISTRICT COURTS

January 2024 thru August 2024 Filings (Compared to January 2023 thru August 2023)

Portsmouth

District: 3 FIPS: 740

2024 Overall GRAND TOTAL		Distribution of Caseload			Change*		Percentage (%) of Caseload		
20,540	+786	Criminal	2,711	13%	-9.9% ▼	-299	Criminal	2023	2024
		Traffic	9,083	44%	17.7% ▲	+1,364	Traffic	15.2%	13.2%
		Civil	8,321	41%	-3.3% ▼	-286	Civil	39.1%	44.2%
		Civil Commitments	425	2%	1.7% ▲	+7	Civil Commitments	43.6%	40.5%
		GRAND TOTAL	20,540	100%	4.0% ▲	+786	GRAND TOTAL	2.1%	2.1%
							GRAND TOTAL	100%	100%

Filings by Division & Code

Division	Case Type Description	Code	Summary	Change	% Change	Absolute Change
Criminal	Misdemeanor	M	1,506	▼	-9.7%	-162
	Felony	F	833	▼	-17.3%	-174
	Capias	CA	259	▲	+6.6%	+16
	Show Cause	SC	76	▲	+100.0%	+38
	Civil Violation	CV	37	▼	-31.5%	-17
	Total			2,711	▼	-9.9%
Traffic	Infraction	I	7,774	▲	+17.7%	+1,170
	Misdemeanor	M	924	▲	+12.4%	+102
	Show Cause	SC	134	▼	-11.8%	-18
	Capias	CA	131	▲	+3.1%	+4
	Civil Violation	CV	106	▲	+10,500.0%	+105
	Restricted Operators License	RL	11	▼	-15.4%	-2
	Felony	F	2	▲	-	+2
	Other	O	1	▲	-	+1
	Total			9,083	▲	17.7%
Civil	Unlawful Detainer	UD	2,870	▼	-2.4%	-70
	Warrant in Debt	WD	2,584	▲	+41.0%	+751
	Garnishment	GA	1,742	▼	-23.9%	-547
	Other	OT	412	▼	-10.0%	-46
	Preliminary Protective Order	PP	197	▼	-7.5%	-16
	Protective Order	PO	165	▼	-24.0%	-52
	Show Cause	SC	79	▼	-4.8%	-4
	Abstract	AJ	63	▼	-44.7%	-51
	Interrogatory	IN	52	▼	-20.0%	-13
	Motion for Judgment	MJ	52	▼	-82.0%	-237
	Admin License	AL	37	▼	-14.0%	-6
	Detinue	DT	37	▲	+184.6%	+24
	Counter Claim	CC	11	↔	-	-
	Bond Forfeiture	BF	6	▼	-45.5%	-5
	Tenants Assertion	TA	6	▼	-60.0%	-9
	Capias	CA	5	▼	-44.4%	-4
	Petition-Restore Arms	PR	2	▼	-33.3%	-1
	Restricted Operators License	RL	1	▲	-	+1
	Impoundment	IM	0	▼	-100.0%	-1
	Total			8,321	▼	-3.3%
Civil Commitments	Emergency Custody Order	EC	226	▼	-15.0%	-40
	Mental Commitment	MC	172	▲	+35.4%	+45
	Other	OT	27	▲	+12.5%	+3
	Temporary Detention Order	TD	0	▼	-100.0%	-1
	Total			425	▲	1.7%
GRAND TOTAL			20,540	▲	4.0%	+786

Filings by Major Case Category**

Category	Summary	Change	% Change	Absolute Change
Felony	835	▲	-17.1%	-172
Garnishment	1,794	▼	-23.8%	-560
General Civil	2,679	▲	+24.9%	+534
Infraction/Civil Violation	7,918	▲	+18.9%	+1,259

* Compared to same time period as previous year

** Case Type Categories are defined in the 2017 Virginia Judicial Workload Assessment



CPSS - GCMS CASELOAD STATISTICS OF THE GENERAL DISTRICT COURTS
 January 2024 thru August 2024 Filings (Compared to January 2023 thru August 2023)

Involuntary Civil Commitments	27	▲	+12.5%	+3
Landlord /Tenant	2,876	▼	-2.7%	-79
Misdemeanor	2,442	▲	-2.4%	-61
Other	1,607	▼	-4.2%	-70
Protective Orders	362	▼	-15.8%	-68
GRAND TOTAL	20,540	▲	4.0%	+786

* Compared to same time period as previous year

** Case Type Categories are defined in the 2017 Virginia Judicial Workload Assessment
 Source: SCV-SQL-Information

CPSS - GCMS CASELOAD STATISTICS OF THE GENERAL DISTRICT COURTS
 January 2024 thru August 2024 Filings (Compared to January 2023 thru August 2023)

2024 Overall GRAND TOTAL		Distribution of Caseload			Change*		Percentage (%) of Caseload		
61,914	+9,467	Criminal	6,973	11%	11.2% ▲	+704	Criminal	2023	2024
		Traffic	28,627	46%	80.4% ▲	+12,755	Traffic	12.0%	11.3%
2024 		Civil	25,837	42%	-13.3% ▼	-3,972	Civil	30.3%	46.2%
2023 		Civil Commitments	477	1%	-4.0% ▼	-20	Civil Commitments	56.8%	41.7%
		GRAND TOTAL	61,914	100%	18.1% ▲	+9,467	GRAND TOTAL	100%	100%

Filings by Division & Code

Division	Case Type Description	Code	Summary	Change	% Change	Absolute Change
Criminal	Misdemeanor	M	4,627	▲	+13.4%	+545
	Felony	F	1,856	▲	+7.8%	+135
	Show Cause	SC	263	▲	+4.8%	+12
	Capias	CA	138	▲	+1.5%	+2
	Civil Violation	CV	89	▲	+12.7%	+10
	Total			6,973	▲	11.2%
Traffic	Infraction	I	24,992	▲	+92.3%	+11,993
	Misdemeanor	M	3,230	▲	+31.2%	+768
	Show Cause	SC	154	▲	+57.1%	+56
	Other	O	140	▼	-28.9%	-57
	Felony	F	80	▲	+19.4%	+13
	Restricted Operators License	RL	25	▼	-21.9%	-7
	Capias	CA	6	▼	-64.7%	-11
Total			28,627	▲	80.4%	+12,755
Civil	Garnishment	GA	8,679	▼	-32.8%	-4,244
	Warrant in Debt	WD	6,883	▲	+15.0%	+899
	Unlawful Detainer	UD	6,186	▼	-5.2%	-340
	Other	OT	1,189	▼	-2.3%	-28
	Preliminary Protective Order	PP	663	▲	+5.1%	+32
	Protective Order	PO	557	▲	+12.5%	+62
	Abstract	AJ	428	▼	-28.2%	-168
	Show Cause	SC	361	▼	-34.4%	-189
	Bond Forfeiture	BF	198	▼	-9.2%	-20
	Admin License	AL	156	▲	+28.9%	+35
	Interrogatory	IN	141	▼	+23.7%	+27
	Motion for Judgment	MJ	137	▼	-23.9%	-43
	Detinue	DT	135	▼	-11.8%	-18
	Tenants Assertion	TA	78	▲	+39.3%	+22
	Counter Claim	CC	26	▲	+4.0%	+1
	Impoundment	IM	12	▲	+140.0%	+7
	Third Party Claim	TH	5	▲	+25.0%	+1
	Capias	CA	1	▼	-75.0%	-3
	Overweight	OC	1	▼	-50.0%	-1
	Petition-Restore Arms	PR	1	▼	-66.7%	-2
	Detinue Seizure	DZ	0	▼	-100.0%	-1
Restricted Operators License	RL	0	▼	-100.0%	-1	
Total			25,837	▼	-13.3%	-3,972
Civil Commitments	Emergency Custody Order	EC	192	▲	+47.7%	+62
	Mental Commitment	MC	175	▼	-20.8%	-46
	Temporary Detention Order	TD	60	▲	+71.4%	+25
	Other	OT	26	▼	-44.7%	-21
	Petition	PT	23	▼	-60.3%	-35
	Medical Emergency Custody Order	ME	1	▲	-	+1
	Medical Emergency Temporary Detention Order	MT	0	▼	-100.0%	-6
Total			477	▼	-4.0%	-20
GRAND TOTAL			61,914	▲	18.1%	+9,467

* Compared to same time period as previous year

** Case Type Categories are defined in the 2017 Virginia Judicial Workload Assessment

CPSS - GCMS CASELOAD STATISTICS OF THE GENERAL DISTRICT COURTS
 January 2024 thru August 2024 Filings (Compared to January 2023 thru August 2023)

Norfolk

District: 4 FIPS: 710

Filings by Major Case Category**

Category	Summary	Change	% Change	Absolute Change
Felony	1,936	▲	+8.3%	+148
Garnishment	8,820	▼	-32.3%	-4,217
General Civil	7,269	▼	+12.9%	+830
Infraction/Civil Violation	25,222	▲	+90.0%	+11,945
Involuntary Civil Commitments	49	▼	-53.3%	-56
Landlord /Tenant	6,264	▲	-4.8%	-318
Misdemeanor	7,882	▼	+19.8%	+1,305
Other	3,252	▲	-7.5%	-264
Protective Orders	1,220	▲	+8.3%	+94
GRAND TOTAL	61,914	▲	18.1%	+9,467

* Compared to same time period as previous year

** Case Type Categories are defined in the 2017 Virginia Judicial Workload Assessment
 Source: SCV-SQL-Information

CPSS - GCMS CASELOAD STATISTICS OF THE GENERAL DISTRICT COURTS
 January 2024 thru August 2024 Filings (Compared to January 2023 thru August 2023)

2024 Overall GRAND TOTAL		Distribution of Caseload			Change*		Percentage (%) of Caseload		
3,084	+984	Criminal	714	23%	36.3% ▲	+190	Criminal	2023	2024
		Traffic	1,672	54%	86.8% ▲	+777	Traffic	25.0%	23.2%
2024		Civil	656	21%	1.2% ▲	+8	Civil	42.6%	54.2%
2023		Civil Commitments	42	1%	27.3% ▲	+9	Civil Commitments	30.9%	21.3%
		GRAND TOTAL	3,084	100%	46.9% ▲	+984	GRAND TOTAL	1.6%	1.4%
							GRAND TOTAL	100%	100%

Filings by Division & Code

Division	Case Type Description	Code	Summary	Change	% Change	Absolute Change
Criminal	Misdemeanor	M	360	▲	+20.0%	+60
	Felony	F	225	▲	+97.4%	+111
	Capias	CA	100	▲	+31.6%	+24
	Show Cause	SC	16	▼	-38.5%	-10
	Civil Violation	CV	13	▲	+62.5%	+5
	Total			714	▲	36.3%
Traffic	Infraction	I	1,293	▲	+102.0%	+653
	Misdemeanor	M	366	▲	+45.8%	+115
	Capias	CA	10	▲	+400.0%	+8
	Civil Violation	CV	2	▲	-	+2
	Felony	F	1	↔	-	-
	Show Cause	SC	0	▼	-100.0%	-1
	Total			1,672	▲	86.8%
Civil	Garnishment	GA	180	▼	-10.0%	-20
	Warrant in Debt	WD	145	▲	+5.1%	+7
	Unlawful Detainer	UD	142	▲	+1.4%	+2
	Other	OT	66	▲	-12.0%	-9
	Detinue	DT	33	▼	-10.8%	-4
	Preliminary Protective Order	PP	23	▲	+27.8%	+5
	Motion for Judgment	MJ	18	▲	-	+18
	Admin License	AL	14	▲	+55.6%	+5
	Protective Order	PO	10	▼	-9.1%	-1
	Show Cause	SC	8	↔	-	-
	Abstract	AJ	5	▲	+25.0%	+1
	Bond Forfeiture	BF	5	↔	-	-
	Impoundment	IM	2	▲	-	+2
	Interrogatory	IN	2	↔	-	-
	Third Party Claim	TH	2	▲	-	+2
	Capias	CA	1	▲	-	+1
	Tenants Assertion	TA	0	▼	-100.0%	-1
Total			656	▲	1.2%	+8
Civil Commitments	Emergency Custody Order	EC	21	▲	+40.0%	+6
	Temporary Detention Order	TD	21	▲	+75.0%	+9
	Mental Commitment	MC	0	▼	-100.0%	-6
	Total			42	▲	27.3%
GRAND TOTAL			3,084	▲	46.9%	+984

Filings by Major Case Category**

Category	Summary	Change	% Change	Absolute Change
Felony	226	▲	+96.5%	+111
Garnishment	182	▼	-9.9%	-20
General Civil	197	▲	+12.6%	+22
Infraction/Civil Violation	1,308	▲	+101.9%	+660
Landlord /Tenant	142	▼	+0.7%	+1
Misdemeanor	726	▲	+31.8%	+175
Other	270	▲	+13.0%	+31
Protective Orders	33	▲	+13.8%	+4

* Compared to same time period as previous year

** Case Type Categories are defined in the 2017 Virginia Judicial Workload Assessment

CPSS - GCMS CASELOAD STATISTICS OF THE GENERAL DISTRICT COURTS
January 2024 thru August 2024 Filings (Compared to January 2023 thru August 2023)

<i>GRAND TOTAL</i>	3,084	▲	46.9%	+984
---------------------------	--------------	---	-------	------

* Compared to same time period as previous year

** Case Type Categories are defined in the 2017 Virginia Judicial Workload Assessment
Source: SCV-SQL-Information

2024 Overall GRAND TOTAL		Distribution of Caseload			Change*		Percentage (%) of Caseload		
7,091	+690	Criminal	686	10%	25.6% ▲	+140	Criminal	2023 8.5%	2024 9.7%
		Traffic	4,762	67%	6.6% ▲	+296	Traffic	69.8%	67.2%
2024		Civil	1,596	23%	17.4% ▲	+236	Civil	21.2%	22.5%
2023		Civil Commitments	47	1%	62.1% ▲	+18	Civil Commitments	0.5%	0.7%
		GRAND TOTAL	7,091	100%	10.8% ▲	+690	GRAND TOTAL	100%	100%

Filings by Division & Code

Division	Case Type Description	Code	Summary	Change	% Change	Absolute Change
Criminal	Misdemeanor	M	383	▲	+16.8%	+55
	Felony	F	229	▲	+52.7%	+79
	Capias	CA	35	▲	+34.6%	+9
	Civil Violation	CV	22	▲	+37.5%	+6
	Show Cause	SC	17	▼	-34.6%	-9
	Total			686	▲	25.6%
Traffic	Infraction	I	3,578	▲	+4.6%	+156
	Misdemeanor	M	1,004	▲	+15.9%	+138
	Capias	CA	149	▼	-2.0%	-3
	Show Cause	SC	23	↔		-
	Felony	F	7	▲	+600.0%	+6
	Civil Violation	CV	1	▼	-50.0%	-1
	Total			4,762	▲	6.6%
Civil	Warrant in Debt	WD	610	▲	+45.2%	+190
	Unlawful Detainer	UD	397	▼	-6.1%	-26
	Garnishment	GA	390	▲	+7.4%	+27
	Admin License	AL	48	▲	+4.3%	+2
	Other	OT	35	▲	-2.8%	-1
	Preliminary Protective Order	PP	27	▲	+350.0%	+21
	Protective Order	PO	27	▲	+170.0%	+17
	Abstract	AJ	12	▲	+9.1%	+1
	Detinue	DT	12	▼	-14.3%	-2
	Impoundment	IM	9	▼	-10.0%	-1
	Interrogatory	IN	9	▼	-10.0%	-1
	Show Cause	SC	8	▲	+100.0%	+4
	Bond Forfeiture	BF	4	▲	+100.0%	+2
	Motion for Judgment	MJ	3	▲	+50.0%	+1
	Capias	CA	2	↔		-
	Counter Claim	CC	1	▲	-	+1
	Interrogatory-Not	IC	1	▲	-	+1
	Petition-Restore Arms	PR	1	▲	-	+1
	Tenants Assertion	TA	0	▼	-100.0%	-1
Total			1,596	▲	17.4%	+236
Civil Commitments	Temporary Detention Order	TD	37	▲	+60.9%	+14
	Emergency Custody Order	EC	10	▲	+66.7%	+4
	Total		47	▲	62.1%	+18
GRAND TOTAL			7,091	▲	10.8%	+690

Filings by Major Case Category**

Category	Summary	Change	% Change	Absolute Change
Felony	236	▲	+56.3%	+85
Garnishment	399	▼	+7.0%	+26
General Civil	634	▲	+44.1%	+194
Infraction/Civil Violation	3,601	▼	+4.7%	+161
Landlord /Tenant	397	▼	-6.4%	-27
Misdemeanor	1,387	▲	+16.2%	+193
Other	383	▲	+5.5%	+20

* Compared to same time period as previous year

** Case Type Categories are defined in the 2017 Virginia Judicial Workload Assessment

Source: SCV-SQL-Information

CPSS - GCMS CASELOAD STATISTICS OF THE GENERAL DISTRICT COURTS
January 2024 thru August 2024 Filings (Compared to January 2023 thru August 2023)



Protective Orders	54	▲	+237.5%	+38
GRAND TOTAL	7,091	▲	10.8%	+690

* Compared to same time period as previous year

** Case Type Categories are defined in the 2017 Virginia Judicial Workload Assessment
Source: SCV-SQL-Information

CPSS - GCMS CASELOAD STATISTICS OF THE GENERAL DISTRICT COURTS

January 2024 thru August 2024 Filings (Compared to January 2023 thru August 2023)

2024 Overall GRAND TOTAL		Distribution of Caseload			Change*		Percentage (%) of Caseload		
7,164	-1,001	Criminal	345	5%	0.0%	0	Criminal	2023	2024
		Traffic	6,113	85%	-14.8% ▼	-1,059	Traffic	4.2%	4.8%
		Civil	680	9%	9.7% ▲	+60	Civil	87.8%	85.3%
		Civil Commitments	26	0%	-7.1% ▼	-2	Civil Commitments	7.6%	9.5%
		GRAND TOTAL	7,164	100%	-12.3% ▼	-1,001	GRAND TOTAL	0.3%	0.4%
							GRAND TOTAL	100%	100%

Filings by Division & Code

Division	Case Type Description	Code	Summary	Change	% Change	Absolute Change
Criminal	Misdemeanor	M	212	▼	-5.4%	-12
	Felony	F	94	▲	+59.3%	+35
	Capias	CA	18	▼	-40.0%	-12
	Civil Violation	CV	12	▲	+71.4%	+5
	Show Cause	SC	9	▼	-64.0%	-16
	Total			345		0.0%
Traffic	Infraction	I	5,225	▼	-16.3%	-1,019
	Misdemeanor	M	729	▼	-3.3%	-25
	Capias	CA	140	▲	+6.9%	+9
	Show Cause	SC	16	▼	-56.8%	-21
	Felony	F	3	▲	+200.0%	+2
	Civil Violation	CV	0	▼	-100.0%	-3
	Restricted Operators License	RL	0	▼	-100.0%	-2
	Total			6,113	▼	-14.8%
Civil	Warrant in Debt	WD	254	▲	+28.3%	+56
	Garnishment	GA	197	↔	-	-
	Unlawful Detainer	UD	124	▲	+27.8%	+27
	Other	OT	48	▲	-2.0%	-1
	Admin License	AL	13	▲	+116.7%	+7
	Preliminary Protective Order	PP	11	▼	-54.2%	-13
	Protective Order	PO	11	▼	-52.2%	-12
	Impoundment	IM	5	▲	+150.0%	+3
	Show Cause	SC	4	▲	+100.0%	+2
	Detinue	DT	3	▼	-25.0%	-1
	Interrogatory	IN	3	▼	-50.0%	-3
	Bond Forfeiture	BF	2	↔	-	-
	Overweight	OC	2	▲	-	+2
	Tenants Assertion	TA	2	▲	-	+2
	Abstract	AJ	1	▼	-85.7%	-6
	Motion for Judgment	MJ	0	▼	-100.0%	-2
	Petition-Restore Arms	PR	0	▼	-100.0%	-1
	Total			680	▲	9.7%
Civil Commitments	Temporary Detention Order	TD	16	▼	-5.9%	-1
	Emergency Custody Order	EC	10	▼	-9.1%	-1
	Total			26	▼	-7.1%
GRAND TOTAL			7,164	▼	-12.3%	-1,001

Filings by Major Case Category**

Category	Summary	Change	% Change	Absolute Change
Felony	97	▲	+61.7%	+37
Garnishment	200	▼	-1.5%	-3
General Civil	261	▼	+25.5%	+53
Infraction/Civil Violation	5,239	▲	-16.2%	-1,015
Landlord /Tenant	126	▲	+29.9%	+29
Misdemeanor	941	▼	-4.0%	-39
Other	278	▲	-12.0%	-38
Protective Orders	22	▼	-53.2%	-25

* Compared to same time period as previous year

** Case Type Categories are defined in the 2017 Virginia Judicial Workload Assessment

GRAND TOTAL

7,164



-12.3%

-1,001

* Compared to same time period as previous year



** Case Type Categories are defined in the 2017 Virginia Judicial Workload Assessment
Source: SCV-SQL-Information

CPSS - GCMS CASELOAD STATISTICS OF THE GENERAL DISTRICT COURTS

January 2024 thru August 2024 Filings (Compared to January 2023 thru August 2023)

Suffolk

District: 5 FIPS: 800

2024 Overall GRAND TOTAL		Distribution of Caseload			Change*		Percentage (%) of Caseload		
14,665	+1,341	Criminal	2,419	16%	-4.3% ▼	-108	Criminal	2023	2024
		Traffic	5,370	37%	18.9% ▲	+853	Traffic	19.0%	16.5%
		Civil	6,493	44%	10.1% ▲	+594	Civil	33.9%	36.6%
		Civil Commitments	383	3%	0.5% ▲	+2	Civil Commitments	44.3%	44.3%
		GRAND TOTAL	14,665	100%	10.1% ▲	+1,341	GRAND TOTAL	2.9%	2.6%
							GRAND TOTAL	100%	100%

Filings by Division & Code

Division	Case Type Description	Code	Summary	Change	% Change	Absolute Change
Criminal	Misdemeanor	M	1,486	▼	-2.2%	-34
	Felony	F	674	▼	-5.5%	-39
	Capias	CA	151	▲	+2.0%	+3
	Show Cause	SC	62	▼	-33.3%	-31
	Civil Violation	CV	46	▼	-13.2%	-7
	Total			2,419	▼	-4.3%
Traffic	Infraction	I	2,951	▼	-4.0%	-124
	Misdemeanor	M	1,364	▲	+12.6%	+153
	Civil Violation	CV	876	▲	+17,420.0%	+871
	Capias	CA	135	▼	-12.9%	-20
	Show Cause	SC	35	▼	-42.6%	-26
	Felony	F	9	▼	-10.0%	-1
	Total			5,370	▲	18.9%
Civil	Warrant in Debt	WD	2,468	▲	+19.4%	+401
	Garnishment	GA	1,899	▲	+6.0%	+108
	Unlawful Detainer	UD	1,135	▲	+23.0%	+212
	Other	OT	239	▼	-5.9%	-15
	Preliminary Protective Order	PP	115	▼	-7.3%	-9
	Zoning Violation	ZO	89	▼	-14.4%	-15
	Protective Order	PO	80	▲	+3.9%	+3
	Show Cause	SC	79	▼	-6.0%	-5
	Detinue	DT	73	▼	-48.6%	-69
	Admin License	AL	71	▲	+10.9%	+7
	Abstract	AJ	69	▼	-45.7%	-58
	Overweight	OC	67	▲	+39.6%	+19
	Motion for Judgment	MJ	34	▲	+142.9%	+20
	Motor Carrier	MC	32	▲	+3.2%	+1
	Interrogatory	IN	27	↔		-
	Tenants Assertion	TA	13	▲	+550.0%	+11
	Counter Claim	CC	3	▼	-57.1%	-4
	Bond Forfeiture	BF	0	▼	-100.0%	-5
	Capias	CA	0	▼	-100.0%	-4
	Petition-Restore Arms	PR	0	▼	-100.0%	-3
Third Party Claim	TH	0	▼	-100.0%	-1	
Total			6,493	▲	10.1%	+594
Civil Commitments	Temporary Detention Order	TD	151	▼	-13.2%	-23
	Emergency Custody Order	EC	121	▲	+13.1%	+14
	Mental Commitment	MC	104	▲	+10.6%	+10
	Medical Emergency Temporary Detention Order	MT	4	▲	+33.3%	+1
	Medical Emergency Custody Order	ME	3	↔		-
	Total			383	▲	0.5%
GRAND TOTAL			14,665	▲	10.1%	+1,341

Filings by Major Case Category**

Category	Summary	Change	% Change	Absolute Change
Felony	683	▼	-5.5%	-40
Garnishment	1,926	▲	+5.9%	+108
General Civil	2,611	▲	+15.4%	+349

* Compared to same time period as previous year

** Case Type Categories are defined in the 2017 Virginia Judicial Workload Assessment

CPSS - GCMS CASELOAD STATISTICS OF THE GENERAL DISTRICT COURTS



January 2024 thru August 2024 Filings (Compared to January 2023 thru August 2023)

Infraction/Civil Violation	3,972	▲	+23.7%	+760
Landlord /Tenant	1,148	▲	+24.1%	+223
Misdemeanor	2,939	▼	+3.7%	+104
Other	1,191	▼	-11.6%	-157
Protective Orders	195	▼	-3.0%	-6
GRAND TOTAL	14,665	▲	10.1%	+1,341

* Compared to same time period as previous year

** Case Type Categories are defined in the 2017 Virginia Judicial Workload Assessment
Source: SCV-SQL-Information

CPSS - GCMS CASELOAD STATISTICS OF THE GENERAL DISTRICT COURTS
 January 2024 thru August 2024 Filings (Compared to January 2023 thru August 2023)

2024 Overall GRAND TOTAL		Distribution of Caseload			Change*		Percentage (%) of Caseload		
19,198	+2,172	Criminal	393	2%	26.8% ▲	+83	Criminal	2023	2024
		Traffic	18,163	95%	12.1% ▲	+1,958	Traffic	1.8%	2.0%
		Civil	617	3%	27.5% ▲	+133	Civil	95.2%	94.6%
		Civil Commitments	25	0%	-7.4% ▼	-2	Civil Commitments	2.8%	3.2%
		GRAND TOTAL	19,198	100%	12.8% ▲	+2,172	GRAND TOTAL	0.2%	0.1%
							GRAND TOTAL	100%	100%

Filings by Division & Code

Division	Case Type Description	Code	Summary	Change	% Change	Absolute Change
Criminal	Misdemeanor	M	255	▲	+26.2%	+53
	Felony	F	96	▲	+33.3%	+24
	Show Cause	SC	21	▲	+50.0%	+7
	Civil Violation	CV	12	▲	+20.0%	+2
	Capias	CA	9	▼	-25.0%	-3
	Total			393	▲	26.8%
Traffic	Infraction	I	14,558	▲	+13.5%	+1,728
	Misdemeanor	M	3,583	▲	+6.6%	+221
	Felony	F	14	▲	+100.0%	+7
	Civil Violation	CV	3	▲	+200.0%	+2
	Restricted Operators License	RL	3	▲	-	+3
	Capias	CA	2	▼	-60.0%	-3
	Total			18,163	▲	12.1%
Civil	Warrant in Debt	WD	231	▲	+34.3%	+59
	Garnishment	GA	196	▲	+9.5%	+17
	Unlawful Detainer	UD	90	▲	+91.5%	+43
	Admin License	AL	23	▲	+130.0%	+13
	Other	OT	17	▲	-22.7%	-5
	Overweight	OC	15	▲	+15.4%	+2
	Preliminary Protective Order	PP	11	▲	+10.0%	+1
	Motor Carrier	MC	10	▲	+42.9%	+3
	Impoundment	IM	5	▲	+400.0%	+4
	Detinue	DT	4	▲	+33.3%	+1
	Motion for Judgment	MJ	4	▲	+300.0%	+3
	Bond Forfeiture	BF	3	▼	-66.7%	-6
	Protective Order	PO	3	▼	-50.0%	-3
	Interrogatory	IN	2	▲	+100.0%	+1
	Show Cause	SC	2	▲	-	+2
	Tenants Assertion	TA	1	▲	-	+1
	Abstract	AJ	0	▼	-100.0%	-2
	Petition-Restore Arms	PR	0	▼	-100.0%	-1
Total			617	▲	27.5%	+133
Civil Commitments	Temporary Detention Order	TD	17	▼	-15.0%	-3
	Emergency Custody Order	EC	7	▲	+40.0%	+2
	Mental Commitment	MC	1	▼	-50.0%	-1
Total			25	▼	-7.4%	-2
GRAND TOTAL			19,198	▲	12.8%	+2,172

Filings by Major Case Category**

Category	Summary	Change	% Change	Absolute Change
Felony	110	▲	+39.2%	+31
Garnishment	198	▲	+10.0%	+18
General Civil	245	▲	+35.4%	+64
Infraction/Civil Violation	14,598	▲	+13.5%	+1,737
Landlord /Tenant	91	▲	+93.6%	+44
Misdemeanor	3,841	▲	+7.8%	+277
Other	101	▲	+3.1%	+3

* Compared to same time period as previous year

** Case Type Categories are defined in the 2017 Virginia Judicial Workload Assessment

CPSS - GCMS CASELOAD STATISTICS OF THE GENERAL DISTRICT COURTS
January 2024 thru August 2024 Filings (Compared to January 2023 thru August 2023)



Protective Orders	14	▼	-12.5%	-2
GRAND TOTAL	19,198	▲	12.8%	+2,172

* Compared to same time period as previous year

** Case Type Categories are defined in the 2017 Virginia Judicial Workload Assessment
Source: SCV-SQL-Information

CPSS - GCMS CASELOAD STATISTICS OF THE GENERAL DISTRICT COURTS

January 2024 thru August 2024 Filings (Compared to January 2023 thru August 2023)

2024 Overall GRAND TOTAL		Distribution of Caseload			Change*		Percentage (%) of Caseload			
5,959	-348	Criminal	426	7%	28.3%	▲	+94	Criminal	2023 5.3%	2024 7.1%
		Traffic	4,573	77%	-12.2%	▼	-638	Traffic	82.6%	76.7%
		Civil	945	16%	27.5%	▲	+204	Civil	11.7%	15.9%
		Civil Commitments	15	0%	-34.8%	▼	-8	Civil Commitments	0.4%	0.3%
		GRAND TOTAL	5,959	100%	-5.5%	▼	-348	GRAND TOTAL	100%	100%

Filings by Division & Code

Division	Case Type Description	Code	Summary	Change	% Change	Absolute Change
Criminal	Misdemeanor	M	232	▲	+27.5%	+50
	Felony	F	95	▲	+11.8%	+10
	Capias	CA	56	▲	+30.2%	+13
	Show Cause	SC	29	▲	+222.2%	+20
	Civil Violation	CV	14	▲	+7.7%	+1
	Total			426	▲	28.3%
Traffic	Infraction	I	3,865	▼	-8.0%	-335
	Misdemeanor	M	687	▼	-30.9%	-307
	Capias	CA	13	▲	+62.5%	+5
	Show Cause	SC	4	▲	+33.3%	+1
	Felony	F	3	▼	-40.0%	-2
	Other	O	1	↔		-
	Total			4,573	▼	-12.2%
Civil	Interrogatory	IN	287	▲	+3.2%	+9
	Warrant in Debt	WD	241	▲	+47.0%	+77
	Garnishment	GA	175	▲	+34.6%	+45
	Detinue	DT	138	▲	+133.9%	+79
	Unlawful Detainer	UD	54	▼	-28.9%	-22
	Other	OT	16	▲	+45.5%	+5
	Preliminary Protective Order	PP	10	▲	+233.3%	+7
	Admin License	AL	7	▲	+40.0%	+2
	Protective Order	PO	5	▲	-	+5
	Show Cause	SC	5	▼	-44.4%	-4
	Bond Forfeiture	BF	4	▲	+300.0%	+3
	Capias	CA	1	↔		-
	Impoundment	IM	1	▼	-50.0%	-1
	Tenants Assertion	TA	1	▲	-	+1
	Motion for Judgment	MJ	0	▼	-100.0%	-2
Total			945	▲	27.5%	+204
Civil Commitments	Temporary Detention Order	TD	11	▼	-35.3%	-6
	Emergency Custody Order	EC	4	▼	-20.0%	-1
	Mental Commitment	MC	0	▼	-100.0%	-1
Total			15	▼	-34.8%	-8
GRAND TOTAL			5,959	▼	-5.5%	-348

Filings by Major Case Category**

Category	Summary	Change	% Change	Absolute Change
Felony	98	▼	+8.9%	+8
Garnishment	462	▲	+13.2%	+54
General Civil	383	▲	+69.5%	+157
Infraction/Civil Violation	3,880	▼	-7.9%	-334
Landlord /Tenant	55	▲	-27.6%	-21
Misdemeanor	919	▼	-21.9%	-257
Other	147	▲	+28.9%	+33
Protective Orders	15	▲	+400.0%	+12
GRAND TOTAL	5,959	▼	-5.5%	-348

* Compared to same time period as previous year



** Case Type Categories are defined in the 2017 Virginia Judicial Workload Assessment

* Compared to same time period as previous year

** Case Type Categories are defined in the 2017 Virginia Judicial Workload Assessment
Source: SCV-SQL-Information

CPSS - GCMS CASELOAD STATISTICS OF THE GENERAL DISTRICT COURTS

January 2024 thru August 2024 Filings (Compared to January 2023 thru August 2023)

2024 Overall GRAND TOTAL		Distribution of Caseload			Change*		Percentage (%) of Caseload		
10,968	+20	Criminal	213	2%	-22.8% ▼	-63	Criminal	2023	2024
		Traffic	9,815	89%	-0.6% ▼	-59	Traffic	2.5%	1.9%
		Civil	869	8%	16.0% ▲	+120	Civil	90.2%	89.5%
		Civil Commitments	71	1%	44.9% ▲	+22	Civil Commitments	6.8%	7.9%
		GRAND TOTAL	10,968	100%	0.2% ▲	+20	GRAND TOTAL	0.4%	0.6%
							GRAND TOTAL	100%	100%

Filings by Division & Code

Division	Case Type Description	Code	Summary	Change	% Change	Absolute Change
Criminal	Misdemeanor	M	95	▼	-22.1%	-27
	Felony	F	75	▼	-24.2%	-24
	Capias	CA	22	▼	-33.3%	-11
	Show Cause	SC	17	▲	+30.8%	+4
	Civil Violation	CV	4	▼	-55.6%	-5
	Total			213	▼	-22.8%
Traffic	Infraction	I	6,700	▲	+1.7%	+115
	Misdemeanor	M	3,059	▼	-6.3%	-205
	Capias	CA	41	▲	+156.3%	+25
	Show Cause	SC	6	▲	-	+6
	Felony	F	5	▼	-37.5%	-3
	Other	O	4	▲	-	+4
	Civil Violation	CV	0	▼	-100.0%	-1
	Total			9,815	▼	-0.6%
Civil	Interrogatory	IN	450	▲	+26.1%	+93
	Warrant in Debt	WD	201	▲	+28.0%	+44
	Garnishment	GA	113	▼	-16.9%	-23
	Unlawful Detainer	UD	52	▼	-1.9%	-1
	Other	OT	17	↔	-	-
	Preliminary Protective Order	PP	8	↔	-	-
	Show Cause	SC	8	↔	-	-
	Admin License	AL	5	↔	-	-
	Bond Forfeiture	BF	4	▲	+33.3%	+1
	Protective Order	PO	4	▲	+100.0%	+2
	Detinue	DT	3	▲	+200.0%	+2
	Motion for Judgment	MJ	2	▲	-	+2
	Tenants Assertion	TA	2	▲	-	+2
	Capias	CA	0	▼	-100.0%	-1
	Overweight	OC	0	▼	-100.0%	-1
Total			869	▲	16.0%	+120
Civil Commitments	Temporary Detention Order	TD	26	▲	+52.9%	+9
	Mental Commitment	MC	23	▲	+4.5%	+1
	Emergency Custody Order	EC	22	▲	+120.0%	+12
	Total			71	▲	44.9%
GRAND TOTAL			10,968	▲	0.2%	+20

Filings by Major Case Category**

Category	Summary	Change	% Change	Absolute Change
Felony	80	▼	-25.2%	-27
Garnishment	563	▲	+14.2%	+70
General Civil	210	▲	+32.9%	+52
Infraction/Civil Violation	6,708	▲	+1.7%	+112
Landlord /Tenant	54	▲	+1.9%	+1
Misdemeanor	3,154	▼	-6.9%	-232
Other	187	▲	+29.0%	+42
Protective Orders	12	▲	+20.0%	+2
GRAND TOTAL	10,968	▲	0.2%	+20

* Compared to same time period as previous year



** Case Type Categories are defined in the 2017 Virginia Judicial Workload Assessment

* Compared to same time period as previous year

** Case Type Categories are defined in the 2017 Virginia Judicial Workload Assessment
Source: SCV-SQL-Information

CPSS - GCMS CASELOAD STATISTICS OF THE GENERAL DISTRICT COURTS

January 2024 thru August 2024 Filings (Compared to January 2023 thru August 2023)

2024 Overall GRAND TOTAL		Distribution of Caseload			Change*		Percentage (%) of Caseload		
10,328	-555	Criminal	960	9%	8.0% ▲	+71	Criminal	2023: 8.2%	2024: 9.3%
		Traffic	6,578	64%	-13.7% ▼	-1,045	Traffic	70.0%	63.7%
2024 		Civil	2,376	23%	19.9% ▲	+395	Civil	18.2%	23.0%
2023 		Civil Commitments	414	4%	6.2% ▲	+24	Civil Commitments	3.6%	4.0%
		GRAND TOTAL	10,328	100%	-5.1% ▼	-555	GRAND TOTAL	100%	100%

Filings by Division & Code

Division	Case Type Description	Code	Summary	Change	% Change	Absolute Change
Criminal	Misdemeanor	M	485	▲	+14.4%	+61
	Felony	F	322	▲	+6.3%	+19
	Capias	CA	106	▼	-7.8%	-9
	Show Cause	SC	38	▲	+26.7%	+8
	Civil Violation	CV	8	▼	-52.9%	-9
	Motion	MO	1	▲	-	+1
	Total			960	▲	8.0%
Traffic	Infraction	I	5,366	▼	-10.5%	-632
	Misdemeanor	M	1,128	▼	-25.4%	-384
	Capias	CA	54	▼	-19.4%	-13
	Show Cause	SC	18	▼	-45.5%	-15
	Felony	F	12	↔	-	-
	Civil Violation	CV	0	▼	-100.0%	-1
	Total			6,578	▼	-13.7%
Civil	Warrant in Debt	WD	838	▲	+60.8%	+317
	Unlawful Detainer	UD	669	▲	+20.1%	+112
	Garnishment	GA	622	▼	-9.2%	-63
	Other	OT	59	▲	+90.3%	+28
	Preliminary Protective Order	PP	54	▲	+17.4%	+8
	Protective Order	PO	33	▲	+57.1%	+12
	Show Cause	SC	28	▼	-12.5%	-4
	Abstract	AJ	16	▲	+77.8%	+7
	Detinue	DT	14	▼	-51.7%	-15
	Motion for Judgment	MJ	12	▼	-20.0%	-3
	Admin License	AL	9	▼	-40.0%	-6
	Interrogatory	IN	5	▲	+25.0%	+1
	Tenants Assertion	TA	5	▲	+25.0%	+1
	Impoundment	IM	4	▲	-	+4
	Bond Forfeiture	BF	3	▲	+50.0%	+1
	Petition-Restore Arms	PR	3	▼	-25.0%	-1
	Counter Claim	CC	1	▲	-	+1
	Cross Claim	CR	1	▲	-	+1
	Capias	CA	0	▼	-100.0%	-2
	Interrogatory-Not	IC	0	▼	-100.0%	-3
Restricted Operators License	RL	0	▼	-100.0%	-1	
Total			2,376	▲	19.9%	+395
Civil Commitments	Mental Commitment	MC	220	▼	-9.1%	-22
	Emergency Custody Order	EC	95	▲	+69.6%	+39
	Temporary Detention Order	TD	59	▲	+9.3%	+5
	Other	OT	38	▲	+11.8%	+4
	Medical Emergency Temporary Detention Order	MT	2	▼	-33.3%	-1
	Medical Emergency Custody Order	ME	0	▼	-100.0%	-1
Total			414	▲	6.2%	+24
GRAND TOTAL			10,328	▼	-5.1%	-555

* Compared to same time period as previous year

** Case Type Categories are defined in the 2017 Virginia Judicial Workload Assessment



CPSS - GCMS CASELOAD STATISTICS OF THE GENERAL DISTRICT COURTS
 January 2024 thru August 2024 Filings (Compared to January 2023 thru August 2023)

Filings by Major Case Category**

Category	Summary	Change	% Change	Absolute Change
Felony	334	▲	+6.0%	+19
Garnishment	627	▲	-9.0%	-62
General Civil	870	▲	+52.6%	+300
Infraction/Civil Violation	5,374	▼	-10.7%	-642
Involuntary Civil Commitments	38	▲	+11.8%	+4
Landlord /Tenant	674	▲	+20.1%	+113
Misdemeanor	1,613	▼	-16.7%	-324
Other	711	▲	+2.4%	+17
Protective Orders	87	▲	+29.9%	+20
GRAND TOTAL	10,328	▼	-5.1%	-555

* Compared to same time period as previous year

** Case Type Categories are defined in the 2017 Virginia Judicial Workload Assessment
 Source: SCV-SQL-Information

2024 Overall GRAND TOTAL		Distribution of Caseload			Change*		Percentage (%) of Caseload		
10,600	+2,975	Criminal	926	9%	3.7% ▲	+33	Criminal	2023	2024
		Traffic	7,822	74%	60.2% ▲	+2,940	Traffic	11.7%	8.7%
		Civil	1,811	17%	-1.6% ▼	-29	Civil	64.0%	73.8%
		Civil Commitments	41	0%	310.0% ▲	+31	Civil Commitments	24.1%	17.1%
		GRAND TOTAL	10,600	100%	39.0% ▲	+2,975	GRAND TOTAL	0.1%	0.4%
							GRAND TOTAL	100%	100%

Filings by Division & Code

Division	Case Type Description	Code	Summary	Change	% Change	Absolute Change
Criminal	Misdemeanor	M	501	▲	+14.6%	+64
	Felony	F	254	▼	-17.3%	-53
	Capias	CA	92	▼	-14.0%	-15
	Civil Violation	CV	37	▲	+208.3%	+25
	Show Cause	SC	37	▲	+23.3%	+7
	Restricted Operators License	RL	4	▲	-	+4
	Motion	MO	1	▲	-	+1
	Total			926	▲	3.7%
Traffic	Infraction	I	6,423	▲	+66.7%	+2,569
	Misdemeanor	M	1,308	▲	+38.7%	+365
	Capias	CA	54	▼	-10.0%	-6
	Felony	F	19	▲	+216.7%	+13
	Show Cause	SC	9	▼	-43.8%	-7
	Restricted Operators License	RL	8	▲	-	+8
	Civil Violation	CV	1	▼	-50.0%	-1
	Motion	MO	0	▼	-100.0%	-1
Total			7,822	▲	60.2%	+2,940
Civil	Warrant in Debt	WD	716	▲	+7.3%	+49
	Garnishment	GA	600	▲	+3.4%	+20
	Unlawful Detainer	UD	322	▼	-18.7%	-74
	Other	OT	44	▲	+193.3%	+29
	Protective Order	PO	32	▲	+6.7%	+2
	Preliminary Protective Order	PP	26	▼	-36.6%	-15
	Admin License	AL	15	▼	-16.7%	-3
	Abstract	AJ	9	▼	-30.8%	-4
	Impoundment	IM	9	▼	-43.8%	-7
	Show Cause	SC	7	▼	-75.0%	-21
	Motion for Judgment	MJ	6	▼	-14.3%	-1
	Detinue	DT	5	▲	+400.0%	+4
	Interrogatory	IN	5	▼	-54.5%	-6
	Overweight	OC	4	▼	-42.9%	-3
	Motor Carrier	MC	3	▲	+200.0%	+2
	Petition-Restore Arms	PR	3	▲	-	+3
	Bond Forfeiture	BF	2	▲	-	+2
	Tenants Assertion	TA	2	↔	-	-
	Restricted Operators License	RL	1	▼	-83.3%	-5
	Emergency Substantial Risk Order	SR	0	▼	-100.0%	-1
Total			1,811	▼	-1.6%	-29
Civil Commitments	Emergency Custody Order	EC	20	▲	-	+20
	Temporary Detention Order	TD	20	▲	+100.0%	+10
	Mental Commitment	MC	1	▲	-	+1
	Total			41	▲	310.0%
GRAND TOTAL			10,600	▲	39.0%	+2,975

Filings by Major Case Category**

Category	Summary	Change	% Change	Absolute Change
Felony	273	▲	-12.8%	-40
Garnishment	605	▼	+2.4%	+14

* Compared to same time period as previous year

** Case Type Categories are defined in the 2017 Virginia Judicial Workload Assessment

CPSS - GCMS CASELOAD STATISTICS OF THE GENERAL DISTRICT COURTS
 January 2024 thru August 2024 Filings (Compared to January 2023 thru August 2023)

Prince George
 District: 6 FIPS: 149

General Civil	740	▲	+8.2%	+56
Infraction/Civil Violation	6,468	▲	+66.9%	+2,592
Landlord /Tenant	324	▼	-18.6%	-74
Misdemeanor	1,822	▲	+31.5%	+436
New to Workload Study	0	▼	-100.0%	-1
Other	310	▲	+1.6%	+5
Protective Orders	58	▼	-18.3%	-13
GRAND TOTAL	10,600	▲	39.0%	+2,975

* Compared to same time period as previous year

** Case Type Categories are defined in the 2017 Virginia Judicial Workload Assessment
 Source: SCV-SQL-Information

2024 Overall GRAND TOTAL		Distribution of Caseload		Change*		Percentage (%) of Caseload		
884	+19	Criminal	90 10%	4.7% ▲	+4	Criminal	2023 9.9%	2024 10.2%
2024		Traffic	612 69%	3.2% ▲	+19	Traffic	68.6%	69.2%
2023		Civil	176 20%	-3.3% ▼	-6	Civil	21.0%	19.9%
		Civil Commitments	6 1%	50.0% ▲	+2	Civil Commitments	0.5%	0.7%
		GRAND TOTAL	884 100%	2.2% ▲	+19	GRAND TOTAL	100%	100%

Filings by Division & Code

Division	Case Type Description	Code	Summary	Change	% Change	Absolute Change
Criminal	Misdemeanor	M	53	▼	-3.6%	-2
	Felony	F	15	▼	-21.1%	-4
	Civil Violation	CV	9	▲	+125.0%	+5
	Capias	CA	7	▲	+75.0%	+3
	Show Cause	SC	6	▲	+50.0%	+2
	Total			90	▲	4.7%
Traffic	Infraction	I	529	▲	+4.1%	+21
	Misdemeanor	M	76	▲	+1.3%	+1
	Show Cause	SC	3	▲	+200.0%	+2
	Capias	CA	2	▲	+100.0%	+1
	Felony	F	2	▲	+100.0%	+1
	Restricted Operators License	RL	0	▼	-100.0%	-7
	Total			612	▲	3.2%
Civil	Warrant in Debt	WD	95	▲	+13.1%	+11
	Garnishment	GA	53	▼	-11.7%	-7
	Unlawful Detainer	UD	18	▲	+38.5%	+5
	Admin License	AL	2	↔	-	-
	Detinue	DT	2	▲	-	+2
	Motion for Judgment	MJ	2	▲	-	+2
	Other	OT	2	▼	-83.3%	-10
	Preliminary Protective Order	PP	1	▼	-83.3%	-5
	Protective Order	PO	1	▼	-66.7%	-2
	Overweight	OC	0	▼	-100.0%	-1
	Show Cause	SC	0	▼	-100.0%	-1
Total			176	▼	-3.3%	-6
Civil Commitments	Temporary Detention Order	TD	4	▲	+100.0%	+2
	Emergency Custody Order	EC	2	↔	-	-
	Total		6	▲	50.0%	+2
GRAND TOTAL			884	▲	2.2%	+19



Filings by Major Case Category**

Category	Summary	Change	% Change	Absolute Change
Felony	17	▲	-15.0%	-3
Garnishment	53	▼	-11.7%	-7
General Civil	99	▲	+17.9%	+15
Infraction/Civil Violation	538	▲	+4.9%	+25
Landlord /Tenant	18	▲	+38.5%	+5
Misdemeanor	129	▼	-5.8%	-8
Other	28	▲	-3.4%	-1
Protective Orders	2	▼	-77.8%	-7
GRAND TOTAL	884	▲	2.2%	+19

* Compared to same time period as previous year

** Case Type Categories are defined in the 2017 Virginia Judicial Workload Assessment
 Source: SCV-SQL-Information

CPSS - GCMS CASELOAD STATISTICS OF THE GENERAL DISTRICT COURTS
 January 2024 thru August 2024 Filings (Compared to January 2023 thru August 2023)

2024 Overall GRAND TOTAL		Distribution of Caseload			Change*		Percentage (%) of Caseload		
12,869	+3,556	Criminal	296	2%	15.2% ▲	+39	Criminal	2023	2024
		Traffic	12,116	94%	40.1% ▲	+3,467	Traffic	2.8%	2.3%
		Civil	437	3%	11.5% ▲	+45	Civil	92.9%	94.1%
		Civil Commitments	20	0%	33.3% ▲	+5	Civil Commitments	4.2%	3.4%
		GRAND TOTAL	12,869	100%	38.2% ▲	+3,556	GRAND TOTAL	0.2%	0.2%
							GRAND TOTAL	100%	100%

Filings by Division & Code

Division	Case Type Description	Code	Summary	Change	% Change	Absolute Change
Criminal	Misdemeanor	M	160	▲	+25.0%	+32
	Felony	F	91	▼	-3.2%	-3
	Civil Violation	CV	20	▲	+33.3%	+5
	Capias	CA	16	▲	+14.3%	+2
	Show Cause	SC	9	▲	+50.0%	+3
	Total			296	▲	15.2%
Traffic	Infraction	I	9,469	▲	+55.1%	+3,362
	Misdemeanor	M	2,492	▲	+0.7%	+17
	Capias	CA	59	▲	+84.4%	+27
	Civil Violation	CV	59	▲	-	+59
	Show Cause	SC	20	▼	-31.0%	-9
	Felony	F	15	▲	+150.0%	+9
	Other	O	2	▲	-	+2
	Total			12,116	▲	40.1%
Civil	Warrant in Debt	WD	230	▲	+69.1%	+94
	Garnishment	GA	133	▼	-19.9%	-33
	Unlawful Detainer	UD	34	▼	-15.0%	-6
	Other	OT	12	▼	+9.1%	+1
	Admin License	AL	6	▼	-25.0%	-2
	Preliminary Protective Order	PP	5	▼	-44.4%	-4
	Impoundment	IM	4	▲	+33.3%	+1
	Abstract	AJ	3	▲	-	+3
	Detinue	DT	3	▲	+50.0%	+1
	Motion for Judgment	MJ	3	▲	+200.0%	+2
	Overweight	OC	3	▲	+50.0%	+1
	Protective Order	PO	1	▼	-87.5%	-7
	Bond Forfeiture	BF	0	▼	-100.0%	-2
	Capias	CA	0	▼	-100.0%	-1
	Mechanic's Lien	ML	0	▼	-100.0%	-1
	Show Cause	SC	0	▼	-100.0%	-1
	Tenants Assertion	TA	0	▼	-100.0%	-1
Total			437	▲	11.5%	+45
Civil Commitments	Temporary Detention Order	TD	14	▲	+40.0%	+4
	Emergency Custody Order	EC	4	↔	-	-
	Medical Emergency Custody Order	ME	1	↔	-	-
	Mental Commitment	MC	1	▲	-	+1
Total			20	▲	33.3%	+5
GRAND TOTAL			12,869	▲	38.2%	+3,556

Filings by Major Case Category**

Category	Summary	Change	% Change	Absolute Change
Felony	106	▲	+6.0%	+6
Garnishment	133	▼	-19.9%	-33
General Civil	238	▲	+66.4%	+95
Infraction/Civil Violation	9,553	▲	+56.0%	+3,429
Landlord /Tenant	34	▼	-17.1%	-7
Misdemeanor	2,652	▲	+1.9%	+49
Other	147	▲	+23.5%	+28

* Compared to same time period as previous year



** Case Type Categories are defined in the 2017 Virginia Judicial Workload Assessment

CPSS - GCMS CASELOAD STATISTICS OF THE GENERAL DISTRICT COURTS
January 2024 thru August 2024 Filings (Compared to January 2023 thru August 2023)

Protective Orders	6	▼	-64.7%	-11
GRAND TOTAL	12,869	▲	38.2%	+3,556

* Compared to same time period as previous year

** Case Type Categories are defined in the 2017 Virginia Judicial Workload Assessment
Source: SCV-SQL-Information

2024 Overall GRAND TOTAL		Distribution of Caseload			Change*		Percentage (%) of Caseload		
21,262	-882	Criminal	0	0%	-100.0% ▼	-1	Criminal	2023	2024
		Civil	20,560	97%	-3.7% ▼	-788	Civil	0.0%	0.0%
2024 		Civil Commitments	702	3%	-11.7% ▼	-93	Civil Commitments	96.4%	96.7%
2023 		GRAND TOTAL	21,262	100%	-4.0% ▼	-882	GRAND TOTAL	3.6%	3.3%
							GRAND TOTAL	100%	100%

Filings by Division & Code

Division	Case Type Description	Code	Summary	Change	% Change	Absolute Change
Criminal	Show Cause	SC	0	▼	-100.0%	-1
	Total		0	▼	-100.0%	-1
Civil	Unlawful Detainer	UD	7,147	▲	+8.5%	+557
	Garnishment	GA	6,418	▼	-18.8%	-1,490
	Warrant in Debt	WD	4,984	▲	+16.9%	+721
	Other	OT	535	▲	-1.7%	-9
	Motion for Judgment	MJ	471	▼	-4.8%	-24
	Preliminary Protective Order	PP	296	▲	+3.1%	+9
	Show Cause	SC	224	▼	-61.4%	-357
	Protective Order	PO	200	▼	-1.5%	-3
	Interrogatory	IN	142	▼	-22.8%	-42
	Abstract	AJ	66	▼	-65.6%	-126
	Tenants Assertion	TA	35	▲	+75.0%	+15
	Detinue	DT	31	▼	-53.0%	-35
	Counter Claim	CC	8	▼	-20.0%	-2
	Petition-Restore Arms	PR	2	▲	+100.0%	+1
	Bond Forfeiture	BF	1	▲	-	+1
	Petition to Require Blood Test	BT	0	▼	-100.0%	-1
Third Party Claim	TH	0	▼	-100.0%	-3	
	Total		20,560	▼	-3.7%	-788
Civil Commitments	Temporary Detention Order	TD	413	▼	-22.7%	-121
	Emergency Custody Order	EC	288	▲	+10.3%	+27
	Mental Commitment	MC	1	▲	-	+1
	Total		702	▼	-11.7%	-93
	GRAND TOTAL		21,262	▼	-4.0%	-882



Filings by Major Case Category**

Category	Summary	Change	% Change	Absolute Change
Garnishment	6,560	▼	-18.9%	-1,532
General Civil	5,506	▲	+13.9%	+671
Landlord /Tenant	7,182	▲	+8.7%	+572
Other	1,518	▲	-28.3%	-599
Protective Orders	496	▲	+1.2%	+6
	GRAND TOTAL		-4.0%	-882

* Compared to same time period as previous year

** Case Type Categories are defined in the 2017 Virginia Judicial Workload Assessment

Source: SCV-SQL-Information

2024 Overall GRAND TOTAL		Distribution of Caseload			Change*		Percentage (%) of Caseload		
6,663	+109	Criminal	6,341	95%	0.3% ▲	+18	Criminal	2023 96.5%	2024 95.2%
		Traffic	312	5%	39.3% ▲	+88	Traffic	3.4%	4.7%
2024 		Civil	10	0%	42.9% ▲	+3	Civil	0.1%	0.2%
2023 		GRAND TOTAL	6,663	100%	1.7% ▲	+109	GRAND TOTAL	100%	100%

Filings by Division & Code



Division	Case Type Description	Code	Summary	Change	% Change	Absolute Change
Criminal	Misdemeanor	M	4,300	▲	+6.3%	+253
	Felony	F	1,790	▼	-8.7%	-170
	Show Cause	SC	99	▼	-9.2%	-10
	Civil Violation	CV	96	▼	-8.6%	-9
	Capias	CA	56	▼	-42.3%	-41
	Restricted Operators License	RL	0	▼	-100.0%	-5
	Total			6,341	▲	0.3%
Traffic	Infraction	I	200	▲	+50.4%	+67
	Misdemeanor	M	98	▲	+22.5%	+18
	Felony	F	11	↔	-	-
	Capias	CA	1	▲	-	+1
	Civil Violation	CV	1	▲	-	+1
	Show Cause	SC	1	▲	-	+1
Total			312	▲	39.3%	+88
Civil	Bond Forfeiture	BF	6	▼	-14.3%	-1
	Other	OT	2	▲	-	+2
	Garnishment	GA	1	▲	-	+1
	Impoundment	IM	1	▲	-	+1
Total			10	▲	42.9%	+3
GRAND TOTAL			6,663	▲	1.7%	+109

Filings by Major Case Category**

Category	Summary	Change	% Change	Absolute Change
Felony	1,801	▼	-8.6%	-170
Garnishment	1	▲	-	+1
General Civil	2	▲	-	+2
Infraction/Civil Violation	297	▲	+24.8%	+59
Misdemeanor	4,398	▼	+6.4%	+266
Other	164	▲	-23.0%	-49
GRAND TOTAL	6,663	▲	1.7%	+109

* Compared to same time period as previous year

** Case Type Categories are defined in the 2017 Virginia Judicial Workload Assessment
 Source: SCV-SQL-Information

2024 Overall GRAND TOTAL		Distribution of Caseload			Change*		Percentage (%) of Caseload		
14,772	+1,920	Criminal	1,238	8%	-12.8% ▼	-182	Criminal	2023 11.0%	2024 8.4%
2024 		Traffic	13,177	89%	20.3% ▲	+2,224	Traffic	85.2%	89.2%
2023 		Civil	357	2%	-25.5% ▼	-122	Civil	3.7%	2.4%
		GRAND TOTAL	14,772	100%	14.9% ▲	+1,920	GRAND TOTAL	100%	100%

Filings by Division & Code

Division	Case Type Description	Code	Summary	Change	% Change	Absolute Change
Criminal	Misdemeanor	M	892	▼	-14.9%	-156
	Civil Violation	CV	146	▼	-17.5%	-31
	Felony	F	100	▼	-13.0%	-15
	Show Cause	SC	71	▲	+31.5%	+17
	Restricted Operators License	RL	19	▲	+111.1%	+10
	Capias	CA	10	▼	-41.2%	-7
	Total			1,238	▼	-12.8%
Traffic	Infraction	I	9,250	▲	+23.2%	+1,742
	Misdemeanor	M	3,413	▲	+16.9%	+494
	Other	O	320	▼	-27.4%	-121
	Civil Violation	CV	120	▲	+823.1%	+107
	Felony	F	59	↔		-
	Show Cause	SC	11	▲	+57.1%	+4
	Capias	CA	2	▼	-66.7%	-4
	Restricted Operators License	RL	2	▲	-	+2
Total			13,177	▲	20.3%	+2,224
Civil	Admin License	AL	277	▼	-31.9%	-130
	Impoundment	IM	48	▲	+6.7%	+3
	Other	OT	18	▲	+12.5%	+2
	Bond Forfeiture	BF	14	▲	+27.3%	+3
Total			357	▼	-25.5%	-122
GRAND TOTAL			14,772	▲	14.9%	+1,920



Filings by Major Case Category**

Category	Summary	Change	% Change	Absolute Change
Felony	159	▼	-8.6%	-15
General Civil	18	▲	+12.5%	+2
Infraction/Civil Violation	9,836	▲	+20.9%	+1,697
Misdemeanor	4,326	▲	+8.8%	+350
Other	433	▼	-20.8%	-114
GRAND TOTAL	14,772	▲	14.9%	+1,920

* Compared to same time period as previous year

** Case Type Categories are defined in the 2017 Virginia Judicial Workload Assessment

CPSS - GCMS CASELOAD STATISTICS OF THE GENERAL DISTRICT COURTS
 January 2024 thru August 2024 Filings (Compared to January 2023 thru August 2023)

2024 Overall GRAND TOTAL		Distribution of Caseload			Change*		Percentage (%) of Caseload		
33,835	+5,927	Criminal	4,563	13%	22.9% ▲	+850	Criminal	2023	2024
		Traffic	10,802	32%	40.5% ▲	+3,112	Traffic	13.3%	13.5%
2024 		Civil	16,613	49%	12.6% ▲	+1,862	Civil	27.6%	31.9%
2023 		Civil Commitments	1,857	5%	5.9% ▲	+103	Civil Commitments	52.9%	49.1%
		GRAND TOTAL	33,835	100%	21.2% ▲	+5,927	GRAND TOTAL	6.3%	5.5%
							GRAND TOTAL	100%	100%

Filings by Division & Code

Division	Case Type Description	Code	Summary	Change	% Change	Absolute Change
Criminal	Misdemeanor	M	2,783	▲	+19.4%	+452
	Felony	F	1,228	▲	+42.8%	+368
	Show Cause	SC	249	▲	+8.7%	+20
	Capias	CA	217	▲	+11.3%	+22
	Civil Violation	CV	86	▼	-12.2%	-12
	Total			4,563	▲	22.9%
Traffic	Infraction	I	7,551	▲	+39.8%	+2,148
	Misdemeanor	M	3,064	▲	+40.0%	+875
	Felony	F	70	▲	+37.3%	+19
	Capias	CA	53	▲	+307.7%	+40
	Show Cause	SC	53	▲	+231.3%	+37
	Restricted Operators License	RL	10	▼	-37.5%	-6
	Other	O	1	▲	-	+1
	Civil Violation	CV	0	▼	-100.0%	-2
	Total			10,802	▲	40.5%
Civil	Warrant in Debt	WD	6,474	▲	+26.1%	+1,338
	Unlawful Detainer	UD	4,252	▼	-4.2%	-185
	Garnishment	GA	3,864	▲	+23.4%	+732
	Other	OT	388	▲	-4.7%	-19
	Preliminary Protective Order	PP	329	▼	-15.2%	-59
	Bond Forfeiture	BF	231	▲	+95.8%	+113
	Protective Order	PO	223	▼	-12.2%	-31
	Show Cause	SC	203	▲	+36.2%	+54
	Motion for Judgment	MJ	153	▲	+64.5%	+60
	Admin License	AL	152	▼	-7.3%	-12
	Abstract	AJ	121	▼	-16.0%	-23
	Detinue	DT	91	▼	-29.5%	-38
	Interrogatory	IN	70	▼	-43.1%	-53
	Tenants Assertion	TA	31	▼	-20.5%	-8
	Counter Claim	CC	21	▼	-4.5%	-1
	Impoundment	IM	4	↔	-	-
	Capias	CA	3	▼	-50.0%	-3
	Restricted Operators License	RL	2	▲	-	+2
	Petition-Restore Arms	PR	1	▼	-80.0%	-4
	Third Party Claim	TH	0	▼	-100.0%	-1
Total			16,613	▲	12.6%	+1,862
Civil Commitments	Mental Commitment	MC	793	▼	-20.1%	-199
	Temporary Detention Order	TD	617	▲	+15.1%	+81
	Emergency Custody Order	EC	349	▲	+181.5%	+225
	Other	OT	76	▲	+5.6%	+4
	Medical Emergency Temporary Detention Order	MT	22	▼	-24.1%	-7
	Medical Emergency Custody Order	ME	0	▼	-100.0%	-1
Total			1,857	▲	5.9%	+103
GRAND TOTAL			33,835	▲	21.2%	+5,927

* Compared to same time period as previous year

** Case Type Categories are defined in the 2017 Virginia Judicial Workload Assessment

CPSS - GCMS CASELOAD STATISTICS OF THE GENERAL DISTRICT COURTS
 January 2024 thru August 2024 Filings (Compared to January 2023 thru August 2023)

Hampton

District: 8 FIPS: 650


Filings by Major Case Category**

Category	Summary	Change	% Change	Absolute Change
Felony	1,298	▲	+42.5%	+387
Garnishment	3,934	▼	+20.9%	+679
General Civil	6,833	▲	+25.7%	+1,397
Infraction/Civil Violation	7,638	▲	+38.8%	+2,135
Involuntary Civil Commitments	76	▲	+5.6%	+4
Landlord /Tenant	4,283	▼	-4.3%	-193
Misdemeanor	5,859	▲	+29.2%	+1,323
Other	3,362	▲	+9.3%	+285
Protective Orders	552	▼	-14.0%	-90
GRAND TOTAL	33,835	▲	21.2%	+5,927

* Compared to same time period as previous year

** Case Type Categories are defined in the 2017 Virginia Judicial Workload Assessment
 Source: SCV-SQL-Information

CPSS - GCMS CASELOAD STATISTICS OF THE GENERAL DISTRICT COURTS
 January 2024 thru August 2024 Filings (Compared to January 2023 thru August 2023)

2024 Overall GRAND TOTAL		Distribution of Caseload			Change*		Percentage (%) of Caseload		
1,026 +268 	Criminal	110	11%	-25.2% ▼	-37	Criminal	2023	2024	
	Traffic	698	68%	69.0% ▲	+285	Traffic	19.4%	10.7%	
	Civil	216	21%	9.1% ▲	+18	Civil	54.5%	68.0%	
	Civil Commitments	2	0%	- ▲	+2	Civil Commitments	26.1%	21.1%	
	GRAND TOTAL	1,026	100%	35.4% ▲	+268	GRAND TOTAL	0.0%	0.2%	
						GRAND TOTAL	100%	100%	

Filings by Division & Code



Division	Case Type Description	Code	Summary	Change	% Change	Absolute Change
Criminal	Misdemeanor	M	84	▼	-25.0%	-28
	Felony	F	14	▼	-12.5%	-2
	Capias	CA	9	▼	-40.0%	-6
	Civil Violation	CV	1	▼	-66.7%	-2
	Restricted Operators License	RL	1	▲	-	+1
	Show Cause	SC	1	↔	-	-
	Total			110	▼	-25.2%
Traffic	Infraction	I	573	▲	+86.6%	+266
	Misdemeanor	M	112	▲	+23.1%	+21
	Show Cause	SC	9	▲	+125.0%	+5
	Capias	CA	2	▼	-71.4%	-5
	Restricted Operators License	RL	2	↔	-	-
	Felony	F	0	▼	-100.0%	-2
	Total			698	▲	69.0%
Civil	Warrant in Debt	WD	101	▲	+32.9%	+25
	Garnishment	GA	68	↔	-	-
	Unlawful Detainer	UD	13	▼	-13.3%	-2
	Other	OT	9	▼	-18.2%	-2
	Preliminary Protective Order	PP	7	▼	-30.0%	-3
	Protective Order	PO	7	▼	-30.0%	-3
	Detinue	DT	3	▲	-	+3
	Interrogatory	IN	3	▲	+200.0%	+2
	Abstract	AJ	2	▲	-	+2
	Admin License	AL	1	↔	-	-
	Bond Forfeiture	BF	1	▼	-50.0%	-1
	Counter Claim	CC	1	▼	-50.0%	-1
	Show Cause	SC	0	▼	-100.0%	-1
	Tenants Assertion	TA	0	▼	-100.0%	-1
Total			216	▲	9.1%	+18
Civil Commitments	Emergency Custody Order	EC	2	▲	-	+2
Total			2	▲	-	+2
GRAND TOTAL			1,026	▲	35.4%	+268

Filings by Major Case Category**

Category	Summary	Change	% Change	Absolute Change	
Felony	14	▼	-22.2%	-4	
Garnishment	71	▲	+2.9%	+2	
General Civil	104	▲	+35.1%	+27	
Infraction/Civil Violation	574	▲	+85.2%	+264	
Landlord /Tenant	13	▼	-18.8%	-3	
Misdemeanor	199	▲	-2.9%	-6	
Other	37	▲	-14.0%	-6	
Protective Orders	14	▼	-30.0%	-6	
GRAND TOTAL		1,026	▲	35.4%	+268

* Compared to same time period as previous year

** Case Type Categories are defined in the 2017 Virginia Judicial Workload Assessment
 Source: SCV-SQL-Information

2024 Overall GRAND TOTAL		Distribution of Caseload			Change*		Percentage (%) of Caseload		
8,061	-303	Criminal	1,211	15%	0.7% ▲	+8	Criminal	2023	2024
		Traffic	5,219	65%	-5.1% ▼	-283	Traffic	14.4%	15.0%
		Civil	1,579	20%	-0.7% ▼	-11	Civil	65.8%	64.7%
		Civil Commitments	52	1%	-24.6% ▼	-17	Civil Commitments	19.0%	19.6%
		GRAND TOTAL	8,061	100%	-3.6% ▼	-303	GRAND TOTAL	0.8%	0.6%
							GRAND TOTAL	100%	100%

Filings by Division & Code

Division	Case Type Description	Code	Summary	Change	% Change	Absolute Change
Criminal	Misdemeanor	M	805	▲	+10.0%	+73
	Felony	F	196	▼	-28.7%	-79
	Capias	CA	97	▼	-4.9%	-5
	Show Cause	SC	74	▲	+51.0%	+25
	Civil Violation	CV	39	▼	-13.3%	-6
	Total			1,211	▲	0.7%
Traffic	Infraction	I	4,593	▼	-6.6%	-326
	Misdemeanor	M	575	▲	+6.5%	+35
	Civil Violation	CV	30	▲	-	+30
	Show Cause	SC	9	▼	-57.1%	-12
	Felony	F	8	▲	+14.3%	+1
	Capias	CA	2	▼	-80.0%	-8
	Restricted Operators License	RL	2	▼	-60.0%	-3
	Total			5,219	▼	-5.1%
Civil	Warrant in Debt	WD	671	▲	+3.5%	+23
	Garnishment	GA	324	▲	+12.1%	+35
	Unlawful Detainer	UD	178	▼	-11.9%	-24
	Other	OT	97	▲	-14.2%	-16
	Admin License	AL	83	▼	-12.6%	-12
	Impoundment	IM	69	▲	+23.2%	+13
	Preliminary Protective Order	PP	68	▼	-9.3%	-7
	Protective Order	PO	32	▼	-17.9%	-7
	Bond Forfeiture	BF	12	▲	+71.4%	+5
	Interrogatory	IN	11	▼	-38.9%	-7
	Abstract	AJ	9	▼	-18.2%	-2
	Detinue	DT	6	▼	-71.4%	-15
	Motion for Judgment	MJ	6	↔	-	-
	Show Cause	SC	6	↔	-	-
	Tenants Assertion	TA	4	▲	+100.0%	+2
	Capias	CA	1	▲	-	+1
	Counter Claim	CC	1	↔	-	-
	Petition-Restore Arms	PR	1	↔	-	-
Total			1,579	▼	-0.7%	-11
Civil Commitments	Temporary Detention Order	TD	32	▼	-22.0%	-9
	Emergency Custody Order	EC	18	▼	-35.7%	-10
	Mental Commitment	MC	2	▲	-	+2
Total			52	▼	-24.6%	-17
GRAND TOTAL			8,061	▼	-3.6%	-303

Filings by Major Case Category**

Category	Summary	Change	% Change	Absolute Change
Felony	204	▼	-27.7%	-78
Garnishment	335	▼	+9.1%	+28
General Civil	692	▼	+1.5%	+10
Infraction/Civil Violation	4,662	▲	-6.1%	-302
Landlord /Tenant	182	▲	-10.8%	-22
Misdemeanor	1,382	▼	+8.2%	+105
Other	504	▲	-5.6%	-30

* Compared to same time period as previous year

** Case Type Categories are defined in the 2017 Virginia Judicial Workload Assessment

CPSS - GCMS CASELOAD STATISTICS OF THE GENERAL DISTRICT COURTS
January 2024 thru August 2024 Filings (Compared to January 2023 thru August 2023)

Protective Orders	100	▼	-12.3%	-14
GRAND TOTAL	8,061	▼	-3.6%	-303

* Compared to same time period as previous year

** Case Type Categories are defined in the 2017 Virginia Judicial Workload Assessment
Source: SCV-SQL-Information

2024 Overall GRAND TOTAL		Distribution of Caseload			Change*		Percentage (%) of Caseload		
2,941	-303	Criminal	188	6%	-17.9% ▼	-41	Criminal	2023 7.1%	2024 6.4%
2024		Traffic	2,525	86%	-9.7% ▼	-272	Traffic	86.2%	85.9%
2023		Civil	226	8%	7.6% ▲	+16	Civil	6.5%	7.7%
		Civil Commitments	2	0%	-75.0% ▼	-6	Civil Commitments	0.2%	0.1%
		GRAND TOTAL	2,941	100%	-9.3% ▼	-303	GRAND TOTAL	100%	100%

Filings by Division & Code

Division	Case Type Description	Code	Summary	Change	% Change	Absolute Change
Criminal	Misdemeanor	M	147	▼	-5.8%	-9
	Felony	F	26	▼	-13.3%	-4
	Civil Violation	CV	6	↔		-
	Capias	CA	5	▼	-72.2%	-13
	Show Cause	SC	3	▼	-84.2%	-16
	Restricted Operators License	RL	1	▲	-	+1
	Total			188	▼	-17.9%
Traffic	Infraction	I	2,188	▼	-12.1%	-301
	Misdemeanor	M	323	▲	+8.4%	+25
	Capias	CA	8	▲	+166.7%	+5
	Show Cause	SC	5	▲	+66.7%	+2
	Restricted Operators License	RL	1	▼	-66.7%	-2
	Civil Violation	CV	0	▼	-100.0%	-1
Total			2,525	▼	-9.7%	-272
Civil	Warrant in Debt	WD	109	▲	+28.2%	+24
	Garnishment	GA	59	▲	+20.4%	+10
	Other	OT	19	▼	-9.5%	-2
	Admin License	AL	9	▲	+80.0%	+4
	Preliminary Protective Order	PP	9	▲	+12.5%	+1
	Unlawful Detainer	UD	9	▼	-50.0%	-9
	Protective Order	PO	7	▼	-36.4%	-4
	Detinue	DT	3	▲	+200.0%	+2
	Abstract	AJ	1	▼	-50.0%	-1
	Impoundment	IM	1	▼	-83.3%	-5
	Counter Claim	CC	0	▼	-100.0%	-1
	Interrogatory	IN	0	▼	-100.0%	-1
	Petition-Restore Arms	PR	0	▼	-100.0%	-2
Total			226	▲	7.6%	+16
Civil Commitments	Temporary Detention Order	TD	2	▼	-71.4%	-5
	Emergency Custody Order	EC	0	▼	-100.0%	-1
Total			2	▼	-75.0%	-6
GRAND TOTAL			2,941	▼	-9.3%	-303



Filings by Major Case Category**

Category	Summary	Change	% Change	Absolute Change
Felony	26	▼	-13.3%	-4
Garnishment	59	▼	+18.0%	+9
General Civil	115	▲	+26.4%	+24
Infraction/Civil Violation	2,194	▼	-12.1%	-302
Landlord /Tenant	9	▼	-50.0%	-9
Misdemeanor	472	▲	+3.3%	+15
Other	50	▼	-39.8%	-33
Protective Orders	16	▼	-15.8%	-3
GRAND TOTAL	2,941	▼	-9.3%	-303

* Compared to same time period as previous year

** Case Type Categories are defined in the 2017 Virginia Judicial Workload Assessment
 Source: SCV-SQL-Information

CPSS - GCMS CASELOAD STATISTICS OF THE GENERAL DISTRICT COURTS
 January 2024 thru August 2024 Filings (Compared to January 2023 thru August 2023)

2024 Overall GRAND TOTAL		Distribution of Caseload			Change*		Percentage (%) of Caseload		
3,630	+374	Criminal	277	8%	-4.8% ▼	-14	Criminal	2023	2024
		Traffic	2,736	75%	11.6% ▲	+284	Traffic	8.9%	7.6%
		Civil	608	17%	21.1% ▲	+106	Civil	75.3%	75.4%
		Civil Commitments	9	0%	-18.2% ▼	-2	Civil Commitments	15.4%	16.7%
		GRAND TOTAL	3,630	100%	11.5% ▲	+374	GRAND TOTAL	0.3%	0.2%
							GRAND TOTAL	100%	100%

Filings by Division & Code

Division	Case Type Description	Code	Summary	Change	% Change	Absolute Change
Criminal	Misdemeanor	M	192	▲	+1.1%	+2
	Felony	F	54	▼	-3.6%	-2
	Capias	CA	16	▼	-27.3%	-6
	Show Cause	SC	9	▼	-30.8%	-4
	Civil Violation	CV	4	▼	-55.6%	-5
	Restricted Operators License	RL	2	▲	+100.0%	+1
	Total			277	▼	-4.8%
Traffic	Infraction	I	2,394	▲	+12.6%	+268
	Misdemeanor	M	328	▲	+7.2%	+22
	Civil Violation	CV	5	▲	+150.0%	+3
	Capias	CA	4	▼	-71.4%	-10
	Show Cause	SC	3	↔	-	-
	Felony	F	2	▲	-	+2
	Restricted Operators License	RL	0	▼	-100.0%	-1
Total			2,736	▲	11.6%	+284
Civil	Warrant in Debt	WD	296	▲	+41.6%	+87
	Garnishment	GA	157	▲	+23.6%	+30
	Unlawful Detainer	UD	57	▼	-16.2%	-11
	Other	OT	46	▲	+31.4%	+11
	Preliminary Protective Order	PP	14	▼	-26.3%	-5
	Protective Order	PO	14	▲	+7.7%	+1
	Admin License	AL	9	▼	-40.0%	-6
	Counter Claim	CC	3	▲	+200.0%	+2
	Impoundment	IM	3	▼	-57.1%	-4
	Abstract	AJ	2	▲	+100.0%	+1
	Detinue	DT	2	▼	-33.3%	-1
	Interrogatory	IN	2	▼	-33.3%	-1
	Motion for Judgment	MJ	1	▲	-	+1
	Petition-Restore Arms	PR	1	▲	-	+1
	Show Cause	SC	1	▲	-	+1
Bond Forfeiture	BF	0	▼	-100.0%	-1	
Total			608	▲	21.1%	+106
Civil Commitments	Temporary Detention Order	TD	6	↔	-	-
	Emergency Custody Order	EC	3	▼	-40.0%	-2
Total			9	▼	-18.2%	-2
GRAND TOTAL			3,630	▲	11.5%	+374

Filings by Major Case Category**

Category	Summary	Change	% Change	Absolute Change
Felony	56	▲		0
Garnishment	159	▼	+22.3%	+29
General Civil	304	▲	+39.4%	+86
Infraction/Civil Violation	2,403	▲	+12.4%	+266
Landlord /Tenant	57	▼	-16.2%	-11
Misdemeanor	522	▲	+4.8%	+24
Other	101	▲	-13.7%	-16
Protective Orders	28	▼	-12.5%	-4

* Compared to same time period as previous year



** Case Type Categories are defined in the 2017 Virginia Judicial Workload Assessment

CPSS - GCMS CASELOAD STATISTICS OF THE GENERAL DISTRICT COURTS
January 2024 thru August 2024 Filings (Compared to January 2023 thru August 2023)

<i>GRAND TOTAL</i>	3,630	▲	11.5%	+374
---------------------------	--------------	---	-------	------

* Compared to same time period as previous year

** Case Type Categories are defined in the 2017 Virginia Judicial Workload Assessment
Source: SCV-SQL-Information

2024 Overall GRAND TOTAL		Distribution of Caseload			Change*		Percentage (%) of Caseload		
1,222	+65	Criminal	142	12%	11.8% ▲	+15	Criminal	2023	2024
		Traffic	853	70%	1.1% ▲	+9	Traffic	11.0%	11.6%
		Civil	219	18%	25.9% ▲	+45	Civil	72.9%	69.8%
		Civil Commitments	8	1%	-33.3% ▼	-4	Civil Commitments	15.0%	17.9%
		GRAND TOTAL	1,222	100%	5.6% ▲	+65	GRAND TOTAL	100%	100%

Filings by Division & Code


Division	Case Type Description	Code	Summary	Change	% Change	Absolute Change
Criminal	Misdemeanor	M	102	▲	+18.6%	+16
	Felony	F	18	▼	-35.7%	-10
	Capias	CA	8	▲	+100.0%	+4
	Civil Violation	CV	8	▲	+100.0%	+4
	Show Cause	SC	6	▲	+20.0%	+1
	Total			142	▲	11.8%
Traffic	Infraction	I	698	▲	+1.5%	+10
	Misdemeanor	M	152	▲	+4.1%	+6
	Capias	CA	2	▼	-33.3%	-1
	Show Cause	SC	1	▼	-66.7%	-2
	Civil Violation	CV	0	▼	-100.0%	-1
	Felony	F	0	▼	-100.0%	-2
	Restricted Operators License	RL	0	▼	-100.0%	-1
	Total			853	▲	1.1%
Civil	Warrant in Debt	WD	93	▲	+36.8%	+25
	Garnishment	GA	43	▲	+10.3%	+4
	Other	OT	19	▲	+72.7%	+8
	Unlawful Detainer	UD	19	▼	-20.8%	-5
	Admin License	AL	16	▲	+100.0%	+8
	Preliminary Protective Order	PP	14	▲	+133.3%	+8
	Protective Order	PO	9	▲	+200.0%	+6
	Detinue	DT	3	▲	+200.0%	+2
	Abstract	AJ	1	↔		-
	Impoundment	IM	1	▼	-66.7%	-2
	Interrogatory	IN	1	▼	-80.0%	-4
	Counter Claim	CC	0	▼	-100.0%	-1
	Show Cause	SC	0	▼	-100.0%	-4
	Total			219	▲	25.9%
Civil Commitments	Temporary Detention Order	TD	6	↔		-
	Emergency Custody Order	EC	2	▼	-66.7%	-4
	Total			8	▼	-33.3%
GRAND TOTAL			1,222	▲	5.6%	+65

Filings by Major Case Category**

Category	Summary	Change	% Change	Absolute Change	
Felony	18	▼	-40.0%	-12	
Garnishment	44	▼		0	
General Civil	97	▲	+38.6%	+27	
Infraction/Civil Violation	706	▲	+1.9%	+13	
Landlord /Tenant	19	▼	-20.8%	-5	
Misdemeanor	254	▼	+9.0%	+21	
Other	61	▼	+13.0%	+7	
Protective Orders	23	▲	+155.6%	+14	
GRAND TOTAL		1,222	▲	5.6%	+65

* Compared to same time period as previous year

** Case Type Categories are defined in the 2017 Virginia Judicial Workload Assessment

2024 Overall GRAND TOTAL		Distribution of Caseload			Change*		Percentage (%) of Caseload		
1,428	+282	Criminal	295	21%	61.2% ▲	+112	Criminal	2023	2024
		Traffic	869	61%	21.2% ▲	+152	Traffic	62.6%	60.9%
2024		Civil	250	18%	11.1% ▲	+25	Civil	19.6%	17.5%
2023		Civil Commitments	14	1%	-33.3% ▼	-7	Civil Commitments	1.8%	1.0%
		GRAND TOTAL	1,428	100%	24.6% ▲	+282	GRAND TOTAL	100%	100%

Filings by Division & Code

Division	Case Type Description	Code	Summary	Change	% Change	Absolute Change
Criminal	Misdemeanor	M	235	▲	+86.5%	+109
	Felony	F	32	▲	+100.0%	+16
	Civil Violation	CV	17	▲	+240.0%	+12
	Show Cause	SC	6	▼	-60.0%	-9
	Capias	CA	5	▼	-76.2%	-16
	Total			295	▲	61.2%
Traffic	Infraction	I	709	▲	+20.4%	+120
	Misdemeanor	M	155	▲	+27.0%	+33
	Felony	F	2	↔	-	-
	Capias	CA	1	▼	-50.0%	-1
	Civil Violation	CV	1	▲	-	+1
	Show Cause	SC	1	▼	-50.0%	-1
Total			869	▲	21.2%	+152
Civil	Warrant in Debt	WD	98	▲	+7.7%	+7
	Garnishment	GA	52	▲	+44.4%	+16
	Other	OT	24	▲	-11.1%	-3
	Unlawful Detainer	UD	21	▼	-25.0%	-7
	Admin License	AL	15	▲	+25.0%	+3
	Preliminary Protective Order	PP	15	▲	+15.4%	+2
	Protective Order	PO	8	▲	+33.3%	+2
	Impoundment	IM	5	▲	+25.0%	+1
	Detinue	DT	4	▲	+33.3%	+1
	Abstract	AJ	2	↔	-	-
	Petition-Restore Arms	PR	2	▲	-	+2
	Bond Forfeiture	BF	1	▲	-	+1
	Interrogatory	IN	1	↔	-	-
	Motion for Judgment	MJ	1	▲	-	+1
	Tenants Assertion	TA	1	▲	-	+1
Show Cause	SC	0	▼	-100.0%	-2	
Total			250	▲	11.1%	+25
Civil Commitments	Temporary Detention Order	TD	10	▼	-41.2%	-7
	Emergency Custody Order	EC	4	↔	-	-
Total			14	▼	-33.3%	-7
GRAND TOTAL			1,428	▲	24.6%	+282

Filings by Major Case Category**



Category	Summary	Change	% Change	Absolute Change
Felony	34	▲	+88.9%	+16
Garnishment	53	▲	+43.2%	+16
General Civil	108	▲	+12.5%	+12
Infraction/Civil Violation	727	▲	+22.4%	+133
Landlord /Tenant	22	▲	-21.4%	-6
Misdemeanor	390	▲	+57.3%	+142
Other	71	▲	-33.0%	-35
Protective Orders	23	▲	+21.1%	+4
GRAND TOTAL	1,428	▲	24.6%	+282

* Compared to same time period as previous year

** Case Type Categories are defined in the 2017 Virginia Judicial Workload Assessment

* Compared to same time period as previous year

** Case Type Categories are defined in the 2017 Virginia Judicial Workload Assessment
Source: SCV-SQL-Information

2024 Overall GRAND TOTAL		Distribution of Caseload		Change*		Percentage (%) of Caseload		
7,137	-1,362	Criminal	853 12%	15.0% ▲	+111	Criminal	2023 8.7%	2024 12.0%
		Traffic	5,514 77%	-23.0% ▼	-1,647	Traffic	84.3%	77.3%
2024	2023	Civil	761 11%	30.5% ▲	+178	Civil	6.9%	10.7%
		Civil Commitments	9 0%	-30.8% ▼	-4	Civil Commitments	0.2%	0.1%
		GRAND TOTAL	7,137 100%	-16.0% ▼	-1,362	GRAND TOTAL	100%	100%

Filings by Division & Code

Division	Case Type Description	Code	Summary	Change	% Change	Absolute Change
Criminal	Misdemeanor	M	522	▲	+20.8%	+90
	Felony	F	180	▼	-18.6%	-41
	Capias	CA	80	▲	+48.1%	+26
	Civil Violation	CV	40	▲	+110.5%	+21
	Show Cause	SC	31	▲	+93.8%	+15
	Total			853	▲	15.0%
Traffic	Infraction	I	3,526	▼	-28.1%	-1,381
	Misdemeanor	M	1,827	▼	-11.5%	-237
	Capias	CA	88	▼	-22.1%	-25
	Show Cause	SC	45	▼	-23.7%	-14
	Civil Violation	CV	16	▲	+1,500.0%	+15
	Felony	F	12	▼	-29.4%	-5
Total			5,514	▼	-23.0%	-1,647
Civil	Warrant in Debt	WD	364	▲	+36.8%	+98
	Garnishment	GA	178	▲	+24.5%	+35
	Admin License	AL	61	▲	+29.8%	+14
	Other	OT	35	▲	+2.9%	+1
	Preliminary Protective Order	PP	30	▲	+172.7%	+19
	Unlawful Detainer	UD	28	▲	+7.7%	+2
	Impoundment	IM	13	▼	-40.9%	-9
	Protective Order	PO	11	↔		-
	Interrogatory	IN	10	▲	+233.3%	+7
	Abstract	AJ	9	▲	+28.6%	+2
	Bond Forfeiture	BF	8	▲	+700.0%	+7
	Detinue	DT	5	▲	-	+5
	Show Cause	SC	5	↔		-
	Motion for Judgment	MJ	4	▲	+100.0%	+2
	Counter Claim	CC	0	▼	-100.0%	-3
	Tenants Assertion	TA	0	▼	-100.0%	-2
Total			761	▲	30.5%	+178
Civil Commitments	Emergency Custody Order	EC	6	↔		-
	Temporary Detention Order	TD	3	▼	-25.0%	-1
	Mental Commitment	MC	0	▼	-100.0%	-1
	Petition	PT	0	▼	-100.0%	-2
Total			9	▼	-30.8%	-4
GRAND TOTAL			7,137	▼	-16.0%	-1,362

Filings by Major Case Category**

Category	Summary	Change	% Change	Absolute Change
Felony	192	▼	-19.3%	-46
Garnishment	188	▲	+28.8%	+42
General Civil	385	▲	+36.5%	+103
Infraction/Civil Violation	3,582	▲	-27.3%	-1,345
Involuntary Civil Commitments	0	▼	-100.0%	-2
Landlord /Tenant	28	▼		0
Misdemeanor	2,349	▲	-5.9%	-147
Other	372	▲	+3.9%	+14

* Compared to same time period as previous year

** Case Type Categories are defined in the 2017 Virginia Judicial Workload Assessment

CPSS - GCMS CASELOAD STATISTICS OF THE GENERAL DISTRICT COURTS
January 2024 thru August 2024 Filings (Compared to January 2023 thru August 2023)

New Kent



District: 9 FIPS: 127

Protective Orders	41	▲	+86.4%	+19
GRAND TOTAL	7,137	▼	-16.0%	-1,362

* Compared to same time period as previous year

** Case Type Categories are defined in the 2017 Virginia Judicial Workload Assessment
Source: SCV-SQL-Information

CPSS - GCMS CASELOAD STATISTICS OF THE GENERAL DISTRICT COURTS
 January 2024 thru August 2024 Filings (Compared to January 2023 thru August 2023)

2024 Overall GRAND TOTAL		Distribution of Caseload			Change*		Percentage (%) of Caseload		
13,751	+3,137	Criminal	1,938	14%	7.2% ▲	+131	Criminal	2023	2024
		Traffic	6,947	51%	59.2% ▲	+2,584	Traffic	17.0%	14.1%
		Civil	3,370	25%	14.0% ▲	+414	Civil	41.1%	50.5%
		Civil Commitments	1,496	11%	0.5% ▲	+8	Civil Commitments	27.9%	24.5%
		GRAND TOTAL	13,751	100%	29.6% ▲	+3,137	GRAND TOTAL	100%	100%

Filings by Division & Code

Division	Case Type Description	Code	Summary	Change	% Change	Absolute Change
Criminal	Misdemeanor	M	1,115	▲	+3.8%	+41
	Felony	F	443	▲	+25.9%	+91
	Capias	CA	216	▲	+15.5%	+29
	Show Cause	SC	109	▼	-7.6%	-9
	Civil Violation	CV	31	▼	-35.4%	-17
	Motion	MO	24	▼	-14.3%	-4
	Total			1,938	▲	7.2%
Traffic	Infraction	I	5,332	▲	+64.3%	+2,087
	Misdemeanor	M	1,455	▲	+44.6%	+449
	Show Cause	SC	48	▼	-9.4%	-5
	Civil Violation	CV	44	▲	-	+44
	Capias	CA	41	▲	+17.1%	+6
	Felony	F	25	▲	+13.6%	+3
	Restricted Operators License	RL	2	↔	-	-
Total			6,947	▲	59.2%	+2,584
Civil	Warrant in Debt	WD	1,369	▲	+54.9%	+485
	Unlawful Detainer	UD	759	▼	-3.6%	-28
	Garnishment	GA	685	▲	+7.4%	+47
	Other	OT	145	▲	-25.6%	-50
	Preliminary Protective Order	PP	89	▼	-6.3%	-6
	Protective Order	PO	74	▼	-11.9%	-10
	Admin License	AL	73	▼	-29.8%	-31
	Interrogatory	IN	42	▲	+35.5%	+11
	Impoundment	IM	29	▲	+52.6%	+10
	Show Cause	SC	29	▲	+123.1%	+16
	Detinue	DT	18	▲	+157.1%	+11
	Bond Forfeiture	BF	17	▲	-	+17
	Motion for Judgment	MJ	13	▼	-65.8%	-25
	Abstract	AJ	11	▼	-72.5%	-29
	Tenants Assertion	TA	10	▼	-33.3%	-5
	Counter Claim	CC	4	▼	-20.0%	-1
Petition-Restore Arms	PR	2	▲	+100.0%	+1	
Overweight	OC	1	▲	-	+1	
Total			3,370	▲	14.0%	+414
Civil Commitments	Mental Commitment	MC	934	▲	+0.6%	+6
	Other	OT	399	▲	+2.3%	+9
	Temporary Detention Order	TD	124	▼	-9.5%	-13
	Emergency Custody Order	EC	39	▲	+18.2%	+6
Total			1,496	▲	0.5%	+8
GRAND TOTAL			13,751	▲	29.6%	+3,137

Filings by Major Case Category**

Category	Summary	Change	% Change	Absolute Change
Felony	468	▲	+25.1%	+94
Garnishment	727	▲	+8.7%	+58
General Civil	1,425	▲	+51.9%	+487
Infraction/Civil Violation	5,408	▲	+64.2%	+2,115
Involuntary Civil Commitments	399	▲	+2.3%	+9

* Compared to same time period as previous year



** Case Type Categories are defined in the 2017 Virginia Judicial Workload Assessment

CPSS - GCMS CASELOAD STATISTICS OF THE GENERAL DISTRICT COURTS
 January 2024 thru August 2024 Filings (Compared to January 2023 thru August 2023)

Landlord /Tenant	769	▼	-4.1%	-33
Misdemeanor	2,572	▲	+23.5%	+490
Other	1,820	▲	-3.6%	-67
Protective Orders	163	▼	-8.9%	-16
GRAND TOTAL	13,751	▲	29.6%	+3,137

* Compared to same time period as previous year

** Case Type Categories are defined in the 2017 Virginia Judicial Workload Assessment
 Source: SCV-SQL-Information

2024 Overall GRAND TOTAL	Distribution of Caseload			Change*		Percentage (%) of Caseload		
14,714 +2,532	Criminal	1,826	12%	15.3% ▲	+242	Criminal	2023	2024
 2024	Traffic	9,972	68%	22.6% ▲	+1,837	Traffic	13.0%	12.4%
 2023	Civil	2,831	19%	17.5% ▲	+422	Civil	66.8%	67.8%
	Civil Commitments	85	1%	57.4% ▲	+31	Civil Commitments	19.8%	19.2%
	GRAND TOTAL	14,714	100%	20.8% ▲	+2,532	GRAND TOTAL	0.4%	0.6%
						GRAND TOTAL	100%	100%

Filings by Division & Code

Division	Case Type Description	Code	Summary	Change	% Change	Absolute Change
Criminal	Misdemeanor	M	1,035	▲	+3.8%	+38
	Felony	F	525	▲	+43.8%	+160
	Capias	CA	161	▲	+30.9%	+38
	Show Cause	SC	67	▲	+3.1%	+2
	Civil Violation	CV	38	▲	+11.8%	+4
	Total			1,826	▲	15.3%
Traffic	Infraction	I	7,792	▲	+23.4%	+1,476
	Misdemeanor	M	2,114	▲	+21.6%	+375
	Capias	CA	29	▼	-25.6%	-10
	Felony	F	27	▲	+12.5%	+3
	Show Cause	SC	9	▼	-35.7%	-5
	Restricted Operators License	RL	1	▼	-50.0%	-1
	Civil Violation	CV	0	▼	-100.0%	-1
	Total			9,972	▲	22.6%
Civil	Warrant in Debt	WD	1,152	▲	+33.8%	+291
	Garnishment	GA	644	▼	-4.2%	-28
	Unlawful Detainer	UD	499	▲	+1.2%	+6
	Other	OT	150	▲	+42.9%	+45
	Admin License	AL	77	▲	+83.3%	+35
	Impoundment	IM	66	▲	+144.4%	+39
	Preliminary Protective Order	PP	55	▲	+14.6%	+7
	Abstract	AJ	48	▲	+100.0%	+24
	Protective Order	PO	42	▼	-2.3%	-1
	Motion for Judgment	MJ	25	▼	-3.8%	-1
	Interrogatory	IN	23	▲	+64.3%	+9
	Zoning Violation	ZO	22	▼	-29.0%	-9
	Show Cause	SC	11	▲	+10.0%	+1
	Detinue	DT	8	▲	+300.0%	+6
	Tenants Assertion	TA	5	▲	+25.0%	+1
	Counter Claim	CC	2	▼	-33.3%	-1
	Overweight	OC	1	▲	-	+1
	Petition-Restore Arms	PR	1	▼	-50.0%	-1
	Capias	CA	0	▼	-100.0%	-1
	Restricted Operators License	RL	0	▼	-100.0%	-1
Total			2,831	▲	17.5%	+422
Civil Commitments	Temporary Detention Order	TD	58	▲	+65.7%	+23
	Emergency Custody Order	EC	23	▲	+91.7%	+11
	Medical Emergency Temporary Detention Order	MT	4	▼	-42.9%	-3
	Total			85	▲	57.4%
GRAND TOTAL			14,714	▲	20.8%	+2,532

Filings by Major Case Category**

Category	Summary	Change	% Change	Absolute Change
Felony	552	▲	+41.9%	+163
Garnishment	667	▲	-2.8%	-19
General Civil	1,200	▲	+33.2%	+299
Infraction/Civil Violation	7,831	▲	+23.3%	+1,480
Landlord /Tenant	504	▲	+1.4%	+7

* Compared to same time period as previous year

** Case Type Categories are defined in the 2017 Virginia Judicial Workload Assessment

CPSS - GCMS CASELOAD STATISTICS OF THE GENERAL DISTRICT COURTS

January 2024 thru August 2024 Filings (Compared to January 2023 thru August 2023)

York

District: 9 FIPS: 199

Misdemeanor	3,172	▼	+14.5%	+402
Other	691	▲	+39.0%	+194
Protective Orders	97	▲	+6.6%	+6
GRAND TOTAL	14,714	▲	20.8%	+2,532

* Compared to same time period as previous year

** Case Type Categories are defined in the 2017 Virginia Judicial Workload Assessment
Source: SCV-SQL-Information

2024 Overall GRAND TOTAL		Distribution of Caseload			Change*		Percentage (%) of Caseload		
3,089	+276	Criminal	270	9%	-45.3% ▼	-224	Criminal	2023	2024
		Traffic	2,087	68%	18.3% ▲	+323	Traffic	17.6%	8.7%
2024		Civil	711	23%	33.1% ▲	+177	Civil	62.7%	67.6%
2023		Civil Commitments	21	1%	0.0%	0	Civil Commitments	19.0%	23.0%
		GRAND TOTAL	3,089	100%	9.8% ▲	+276	GRAND TOTAL	100%	100%

Filings by Division & Code

Division	Case Type Description	Code	Summary	Change	% Change	Absolute Change
Criminal	Misdemeanor	M	150	▼	-55.9%	-190
	Felony	F	55	▼	-6.8%	-4
	Capias	CA	38	▲	+11.8%	+4
	Show Cause	SC	20	▼	-35.5%	-11
	Civil Violation	CV	7	▼	-76.7%	-23
	Total			270	▼	-45.3%
Traffic	Infraction	I	1,809	▲	+25.3%	+365
	Misdemeanor	M	257	▼	-7.9%	-22
	Show Cause	SC	12	▲	+9.1%	+1
	Capias	CA	6	▼	-50.0%	-6
	Felony	F	3	▼	-83.3%	-15
	Total			2,087	▲	18.3%
Civil	Warrant in Debt	WD	352	▲	+62.2%	+135
	Garnishment	GA	150	▼	-11.8%	-20
	Detinue	DT	55	▲	+189.5%	+36
	Unlawful Detainer	UD	32	▼	-17.9%	-7
	Other	OT	28	▲	+21.7%	+5
	Preliminary Protective Order	PP	28	▲	+100.0%	+14
	Protective Order	PO	26	▲	+85.7%	+12
	Show Cause	SC	12	▲	+140.0%	+7
	Admin License	AL	8	▼	-61.9%	-13
	Bond Forfeiture	BF	5	▲	+66.7%	+2
	Impoundment	IM	5	▲	+150.0%	+3
	Abstract	AJ	3	▼	-25.0%	-1
	Interrogatory	IN	3	▲	+200.0%	+2
	Capias	CA	2	▲	-	+2
	Restricted Operators License	RL	1	▲	-	+1
	Zoning Violation	ZO	1	▼	-50.0%	-1
Total			711	▲	33.1%	+177
Civil Commitments	Emergency Custody Order	EC	13	▲	+62.5%	+5
	Temporary Detention Order	TD	7	▼	-36.4%	-4
	Mental Commitment	MC	1	▼	-50.0%	-1
	Total			21		0.0%
GRAND TOTAL			3,089	▲	9.8%	+276

Filings by Major Case Category**



Category	Summary	Change	% Change	Absolute Change
Felony	58	▼	-24.7%	-19
Garnishment	153	▲	-10.5%	-18
General Civil	410	▲	+73.7%	+174
Infraction/Civil Violation	1,816	▼	+23.2%	+342
Landlord /Tenant	32	▼	-17.9%	-7
Misdemeanor	409	▲	-34.1%	-212
Other	157	▲	-6.0%	-10
Protective Orders	54	▲	+92.9%	+26
GRAND TOTAL	3,089	▲	9.8%	+276

* Compared to same time period as previous year

** Case Type Categories are defined in the 2017 Virginia Judicial Workload Assessment

* Compared to same time period as previous year

** Case Type Categories are defined in the 2017 Virginia Judicial Workload Assessment
Source: SCV-SQL-Information

2024 Overall GRAND TOTAL		Distribution of Caseload			Change*		Percentage (%) of Caseload		
2,755	+470	Criminal	363	13%	-4.2% ▼	-16	Criminal	2023	2024
		Traffic	1,832	66%	24.9% ▲	+365	Traffic	16.6%	13.2%
		Civil	539	20%	30.5% ▲	+126	Civil	64.2%	66.5%
		Civil Commitments	21	1%	-19.2% ▼	-5	Civil Commitments	18.1%	19.6%
		GRAND TOTAL	2,755	100%	20.6% ▲	+470	GRAND TOTAL	1.1%	0.8%
							GRAND TOTAL	100%	100%

Filings by Division & Code

Division	Case Type Description	Code	Summary	Change	% Change	Absolute Change
Criminal	Misdemeanor	M	200	▼	-15.6%	-37
	Felony	F	113	▲	+28.4%	+25
	Show Cause	SC	26	▼	-7.1%	-2
	Capias	CA	16	▼	-20.0%	-4
	Civil Violation	CV	8	▲	+33.3%	+2
	Total			363	▼	-4.2%
Traffic	Infraction	I	1,460	▲	+20.2%	+245
	Misdemeanor	M	359	▲	+43.6%	+109
	Show Cause	SC	6	▲	+200.0%	+4
	Civil Violation	CV	4	▲	-	+4
	Capias	CA	2	▲	-	+2
	Felony	F	1	▲	-	+1
	Total			1,832	▲	24.9%
Civil	Warrant in Debt	WD	261	▲	+59.1%	+97
	Garnishment	GA	112	▲	+21.7%	+20
	Other	OT	41	▲	+13.9%	+5
	Impoundment	IM	34	▲	+47.8%	+11
	Unlawful Detainer	UD	26	▼	-43.5%	-20
	Admin License	AL	21	▲	+50.0%	+7
	Preliminary Protective Order	PP	16	▲	+14.3%	+2
	Protective Order	PO	15	▲	+50.0%	+5
	Detinue	DT	8	▲	+60.0%	+3
	Show Cause	SC	3	▼	-40.0%	-2
	Bond Forfeiture	BF	1	▲	-	+1
	Interrogatory	IN	1	↔	-	-
	Motion for Judgment	MJ	0	▼	-100.0%	-2
	Overweight	OC	0	▼	-100.0%	-1
	Total			539	▲	30.5%
Civil Commitments	Temporary Detention Order	TD	19	▲	+5.6%	+1
	Emergency Custody Order	EC	2	▼	-71.4%	-5
	Petition	PT	0	▼	-100.0%	-1
Total			21	▼	-19.2%	-5
GRAND TOTAL			2,755	▲	20.6%	+470

Filings by Major Case Category**


Category	Summary	Change	% Change	Absolute Change
Felony	114	▲	+29.5%	+26
Garnishment	113	▲	+21.5%	+20
General Civil	271	▲	+56.6%	+98
Infraction/Civil Violation	1,472	▲	+20.5%	+250
Involuntary Civil Commitments	0	▼	-100.0%	-1
Landlord /Tenant	26	▼	-43.5%	-20
Misdemeanor	559	▲	+14.8%	+72
Other	169	▲	+11.9%	+18
Protective Orders	31	▲	+29.2%	+7
GRAND TOTAL	2,755	▲	20.6%	+470

* Compared to same time period as previous year

** Case Type Categories are defined in the 2017 Virginia Judicial Workload Assessment

* Compared to same time period as previous year

** Case Type Categories are defined in the 2017 Virginia Judicial Workload Assessment
Source: SCV-SQL-Information

2024 Overall GRAND TOTAL		Distribution of Caseload			Change*		Percentage (%) of Caseload		
2,411	-1,670	Criminal	273	11%	8.3% ▲	+21	Criminal	2023	2024
		Traffic	1,742	72%	-49.0% ▼	-1,672	Traffic	6.2%	11.3%
		Civil	384	16%	-5.9% ▼	-24	Civil	83.7%	72.3%
		Civil Commitments	12	0%	71.4% ▲	+5	Civil Commitments	10.0%	15.9%
		GRAND TOTAL	2,411	100%	-40.9% ▼	-1,670	GRAND TOTAL	100%	100%

Filings by Division & Code


Division	Case Type Description	Code	Summary	Change	% Change	Absolute Change
Criminal	Misdemeanor	M	135	▼	-3.6%	-5
	Felony	F	94	▲	+25.3%	+19
	Show Cause	SC	27	▲	+28.6%	+6
	Capias	CA	14	▼	-12.5%	-2
	Civil Violation	CV	3	▲	-	+3
	Total			273	▲	8.3%
Traffic	Infraction	I	1,446	▼	-51.9%	-1,558
	Misdemeanor	M	274	▼	-28.5%	-109
	Show Cause	SC	10	▼	-33.3%	-5
	Felony	F	8	▲	+166.7%	+5
	Capias	CA	4	▼	-55.6%	-5
	Total			1,742	▼	-49.0%
Civil	Warrant in Debt	WD	208	▲	+13.0%	+24
	Garnishment	GA	87	▲	+4.8%	+4
	Other	OT	32	▼	-23.8%	-10
	Unlawful Detainer	UD	17	▼	-51.4%	-18
	Protective Order	PO	8	▼	-52.9%	-9
	Impoundment	IM	7	▼	-41.7%	-5
	Admin License	AL	6	▼	-33.3%	-3
	Bond Forfeiture	BF	6	▲	+200.0%	+4
	Preliminary Protective Order	PP	6	▼	-64.7%	-11
	Detinue	DT	4	▲	+300.0%	+3
	Abstract	AJ	2	▲	-	+2
	Petition-Restore Arms	PR	1	▲	-	+1
	Interrogatory	IN	0	▼	-100.0%	-3
	Show Cause	SC	0	▼	-100.0%	-3
	Total			384	▼	-5.9%
Civil Commitments	Temporary Detention Order	TD	11	▲	+57.1%	+4
	Emergency Custody Order	EC	1	▲	-	+1
	Total		12	▲	71.4%	+5
GRAND TOTAL			2,411	▼	-40.9%	-1,670

Filings by Major Case Category**

Category	Summary	Change	% Change	Absolute Change
Felony	102	▲	+30.8%	+24
Garnishment	87	▼	+1.2%	+1
General Civil	214	▲	+13.8%	+26
Infraction/Civil Violation	1,449	▲	-51.8%	-1,555
Landlord /Tenant	17	▼	-51.4%	-18
Misdemeanor	409	▼	-21.8%	-114
Other	119	▲	-10.5%	-14
Protective Orders	14	▼	-58.8%	-20
GRAND TOTAL	2,411	▼	-40.9%	-1,670

* Compared to same time period as previous year

** Case Type Categories are defined in the 2017 Virginia Judicial Workload Assessment
 Source: SCV-SQL-Information

2024 Overall GRAND TOTAL		Distribution of Caseload			Change*		Percentage (%) of Caseload		
1,845	-793	Criminal	169	9%	5.0% ▲	+8	Criminal	2023 6.1%	2024 9.2%
		Traffic	1,318	71%	-40.0% ▼	-878	Traffic	83.2%	71.4%
2024		Civil	346	19%	30.1% ▲	+80	Civil	10.1%	18.8%
2023		Civil Commitments	12	1%	-20.0% ▼	-3	Civil Commitments	0.6%	0.7%
		GRAND TOTAL	1,845	100%	-30.1% ▼	-793	GRAND TOTAL	100%	100%

Filings by Division & Code

Division	Case Type Description	Code	Summary	Change	% Change	Absolute Change
Criminal	Misdemeanor	M	131	▲	+36.5%	+35
	Felony	F	18	▼	-56.1%	-23
	Show Cause	SC	13	▲	+85.7%	+6
	Capias	CA	5	▼	-54.5%	-6
	Civil Violation	CV	2	▼	-66.7%	-4
	Total			169	▲	5.0%
Traffic	Infraction	I	1,120	▼	-41.1%	-782
	Misdemeanor	M	190	▼	-32.6%	-92
	Show Cause	SC	4	▼	-42.9%	-3
	Capias	CA	3	▼	-25.0%	-1
	Felony	F	1	↔		-
	Total			1,318	▼	-40.0%
Civil	Warrant in Debt	WD	170	▲	+93.2%	+82
	Garnishment	GA	77	▼	-10.5%	-9
	Other	OT	30	▼	+30.4%	+7
	Unlawful Detainer	UD	22	▼	-29.0%	-9
	Preliminary Protective Order	PP	17	↔		-
	Protective Order	PO	10	▲	+150.0%	+6
	Admin License	AL	4	▼	-20.0%	-1
	Abstract	AJ	3	▲	-	+3
	Detinue	DT	3	▲	+200.0%	+2
	Impoundment	IM	3	▼	-66.7%	-6
	Show Cause	SC	2	▲	+100.0%	+1
	Bond Forfeiture	BF	1	▲	-	+1
	Interrogatory	IN	1	↔		-
	Motion for Judgment	MJ	1	▲	-	+1
	Overweight	OC	1	▲	-	+1
	Restricted Operators License	RL	1	▲	-	+1
Total			346	▲	30.1%	+80
Civil Commitments	Temporary Detention Order	TD	8	▼	-20.0%	-2
	Emergency Custody Order	EC	4	▼	-20.0%	-1
	Total		12	▼	-20.0%	-3
GRAND TOTAL			1,845	▼	-30.1%	-793

Filings by Major Case Category**

Category	Summary	Change	% Change	Absolute Change
Felony	19	▼	-54.8%	-23
Garnishment	78	▼	-10.3%	-9
General Civil	174	▲	+91.2%	+83
Infraction/Civil Violation	1,123	▲	-41.1%	-785
Landlord /Tenant	22	▼	-29.0%	-9
Misdemeanor	322	▲	-14.8%	-56
Other	80	▲		0
Protective Orders	27	▲	+28.6%	+6
GRAND TOTAL		1,845	▼	-30.1%

* Compared to same time period as previous year

** Case Type Categories are defined in the 2017 Virginia Judicial Workload Assessment
 Source: SCV-SQL-Information

CPSS - GCMS CASELOAD STATISTICS OF THE GENERAL DISTRICT COURTS

January 2024 thru August 2024 Filings (Compared to January 2023 thru August 2023)

Halifax

District: 10 FIPS: 083

2024 Overall GRAND TOTAL		Distribution of Caseload			Change*		Percentage (%) of Caseload		
6,810	-564	Criminal	1,079	16%	-5.5% ▼	-63	Criminal	2023	2024
		Traffic	4,324	63%	-12.8% ▼	-634	Traffic	15.5%	15.8%
2024		Civil	1,336	20%	9.8% ▲	+119	Civil	67.2%	63.5%
2023		Civil Commitments	71	1%	24.6% ▲	+14	Civil Commitments	16.5%	19.6%
		GRAND TOTAL	6,810	100%	-7.6% ▼	-564	GRAND TOTAL	0.8%	1.0%
							GRAND TOTAL	100%	100%

Filings by Division & Code

Division	Case Type Description	Code	Summary	Change	% Change	Absolute Change
Criminal	Misdemeanor	M	642	▲	+4.9%	+30
	Felony	F	211	▼	-29.4%	-88
	Capias	CA	98	▼	-1.0%	-1
	Show Cause	SC	89	▲	+6.0%	+5
	Civil Violation	CV	28	▼	-26.3%	-10
	Restricted Operators License	RL	11	▲	+22.2%	+2
	Motion	MO	0	▼	-100.0%	-1
	Total			1,079	▼	-5.5%
Traffic	Infraction	I	3,348	▼	-17.7%	-719
	Misdemeanor	M	884	▲	+10.6%	+85
	Show Cause	SC	46	▲	+15.0%	+6
	Capias	CA	33	▲	+10.0%	+3
	Restricted Operators License	RL	7	▲	+16.7%	+1
	Felony	F	4	▼	-75.0%	-12
	Civil Violation	CV	1	▲	-	+1
	Motion	MO	1	▲	-	+1
Total			4,324	▼	-12.8%	-634
Civil	Warrant in Debt	WD	551	▲	+21.4%	+97
	Garnishment	GA	374	▲	+12.3%	+41
	Other	OT	110	▲	+3.8%	+4
	Unlawful Detainer	UD	84	▼	-22.2%	-24
	Preliminary Protective Order	PP	57	▲	+58.3%	+21
	Detinue	DT	54	▼	-23.9%	-17
	Admin License	AL	48	▼	-9.4%	-5
	Protective Order	PO	28	▲	+133.3%	+16
	Bond Forfeiture	BF	11	▼	-8.3%	-1
	Impoundment	IM	10	▼	-47.4%	-9
	Interrogatory	IN	3	▲	+200.0%	+2
	Show Cause	SC	3	▲	+50.0%	+1
	Petition-Restore Arms	PR	2	▲	+100.0%	+1
	Abstract	AJ	1	▼	-85.7%	-6
	Motion for Judgment	MJ	0	▼	-100.0%	-1
	Overweight	OC	0	▼	-100.0%	-1
Total			1,336	▲	9.8%	+119
Civil Commitments	Temporary Detention Order	TD	44	▲	+29.4%	+10
	Emergency Custody Order	EC	26	▲	+18.2%	+4
	Mental Commitment	MC	1	▲	-	+1
	Medical Emergency Temporary Detention Order	MT	0	▼	-100.0%	-1
Total			71	▲	24.6%	+14
GRAND TOTAL			6,810	▼	-7.6%	-564

Filings by Major Case Category**

Category	Summary	Change	% Change	Absolute Change
Felony	215	▼	-31.7%	-100
Garnishment	377	▲	+12.9%	+43
General Civil	614	▲	+15.6%	+83
Infraction/Civil Violation	3,377	▲	-17.8%	-729
Landlord /Tenant	84	▼	-22.2%	-24

* Compared to same time period as previous year

** Case Type Categories are defined in the 2017 Virginia Judicial Workload Assessment



CPSS - GCMS CASELOAD STATISTICS OF THE GENERAL DISTRICT COURTS

January 2024 thru August 2024 Filings (Compared to January 2023 thru August 2023)

Misdemeanor	1,544	▲	+8.3%	+118
Other	514	▲	+1.6%	+8
Protective Orders	85	▲	+77.1%	+37
GRAND TOTAL	6,810	▼	-7.6%	-564

* Compared to same time period as previous year

** Case Type Categories are defined in the 2017 Virginia Judicial Workload Assessment
Source: SCV-SQL-Information

2024 Overall GRAND TOTAL		Distribution of Caseload			Change*		Percentage (%) of Caseload		
1,524	+214	Criminal	249	16%	37.6% ▲	+68	Criminal	2023	2024
		Traffic	945	62%	14.1% ▲	+117	Traffic	13.8%	16.3%
		Civil	322	21%	11.4% ▲	+33	Civil	63.2%	62.0%
		Civil Commitments	8	1%	-33.3% ▼	-4	Civil Commitments	22.1%	21.1%
		GRAND TOTAL	1,524	100%	16.3% ▲	+214	GRAND TOTAL	100%	100%

Filings by Division & Code



Division	Case Type Description	Code	Summary	Change	% Change	Absolute Change	
Criminal	Misdemeanor	M	145	▲	+48.0%	+47	
	Felony	F	56	▲	+51.4%	+19	
	Show Cause	SC	26	▲	+44.4%	+8	
	Capias	CA	16	↔		-	
	Civil Violation	CV	6	▼	-50.0%	-6	
	Total			249	▲	37.6%	+68
Traffic	Infraction	I	750	▲	+17.4%	+111	
	Misdemeanor	M	190	▲	+3.3%	+6	
	Show Cause	SC	3	▲	+50.0%	+1	
	Capias	CA	1	↔		-	
	Felony	F	1	▼	-50.0%	-1	
	Total			945	▲	14.1%	+117
Civil	Warrant in Debt	WD	146	▲	+58.7%	+54	
	Garnishment	GA	77	▲	+10.0%	+7	
	Unlawful Detainer	UD	39	▼	-2.5%	-1	
	Other	OT	29	▲	-25.6%	-10	
	Preliminary Protective Order	PP	14	▼	-30.0%	-6	
	Protective Order	PO	13	▼	-31.6%	-6	
	Interrogatory	IN	2	▲	-	+2	
	Admin License	AL	1	▼	-50.0%	-1	
	Detinue	DT	1	▼	-66.7%	-2	
	Abstract	AJ	0	▼	-100.0%	-2	
	Motion for Judgment	MJ	0	▼	-100.0%	-1	
	Petition-Restore Arms	PR	0	▼	-100.0%	-1	
	Total			322	▲	11.4%	+33
	Civil Commitments	Temporary Detention Order	TD	5	▼	-16.7%	-1
Emergency Custody Order		EC	3	▼	-50.0%	-3	
Total			8	▼	-33.3%	-4	
GRAND TOTAL			1,524	▲	16.3%	+214	

Filings by Major Case Category**

Category	Summary	Change	% Change	Absolute Change	
Felony	57	▲	+46.2%	+18	
Garnishment	79	▲	+12.9%	+9	
General Civil	148	▲	+52.6%	+51	
Infraction/Civil Violation	756	▼	+16.1%	+105	
Landlord /Tenant	39	▼	-2.5%	-1	
Misdemeanor	335	▲	+18.8%	+53	
Other	83	▼	-9.8%	-9	
Protective Orders	27	▼	-30.8%	-12	
GRAND TOTAL		1,524	▲	16.3%	+214

* Compared to same time period as previous year

** Case Type Categories are defined in the 2017 Virginia Judicial Workload Assessment
 Source: SCV-SQL-Information

2024 Overall GRAND TOTAL		Distribution of Caseload			Change*		Percentage (%) of Caseload		
10,779	+1,132	Criminal	1,067	10%	3.3% ▲	+34	Criminal	2023 10.7%	2024 9.9%
		Traffic	8,280	77%	12.1% ▲	+896	Traffic	76.5%	76.8%
2024 		Civil	1,356	13%	15.9% ▲	+186	Civil	12.1%	12.6%
2023 		Civil Commitments	76	1%	26.7% ▲	+16	Civil Commitments	0.6%	0.7%
		GRAND TOTAL	10,779	100%	11.7% ▲	+1,132	GRAND TOTAL	100%	100%

Filings by Division & Code

Division	Case Type Description	Code	Summary	Change	% Change	Absolute Change
Criminal	Misdemeanor	M	642	▲	+5.4%	+33
	Felony	F	193	▼	-18.6%	-44
	Show Cause	SC	114	▲	+14.0%	+14
	Capias	CA	92	▲	+35.3%	+24
	Civil Violation	CV	26	▲	+36.8%	+7
	Total			1,067	▲	3.3%
Traffic	Infraction	I	6,171	▲	+8.7%	+492
	Misdemeanor	M	2,067	▲	+23.8%	+397
	Show Cause	SC	19	▲	+58.3%	+7
	Felony	F	11	▼	-15.4%	-2
	Capias	CA	10	▲	+11.1%	+1
	Civil Violation	CV	2	▲	+100.0%	+1
Total			8,280	▲	12.1%	+896
Civil	Warrant in Debt	WD	548	▲	+58.8%	+203
	Garnishment	GA	322	▲	+13.8%	+39
	Unlawful Detainer	UD	124	▼	-27.5%	-47
	Detinue	DT	104	▼	-4.6%	-5
	Other	OT	81	▼	+6.6%	+5
	Preliminary Protective Order	PP	36	▼	-20.0%	-9
	Protective Order	PO	34	▼	-19.0%	-8
	Admin License	AL	32	▲	+10.3%	+3
	Bond Forfeiture	BF	31	▼	-13.9%	-5
	Impoundment	IM	20	▲	+42.9%	+6
	Abstract	AJ	8	▼	-20.0%	-2
	Motion for Judgment	MJ	6	▲	+100.0%	+3
	Interrogatory	IN	5	▲	+66.7%	+2
	Show Cause	SC	4	▲	+33.3%	+1
	Petition-Restore Arms	PR	1	▲	-	+1
	Tenants Assertion	TA	0	▼	-100.0%	-1
Total			1,356	▲	15.9%	+186
Civil Commitments	Temporary Detention Order	TD	43	▲	+22.9%	+8
	Emergency Custody Order	EC	31	▲	+29.2%	+7
	Mental Commitment	MC	2	▲	+100.0%	+1
Total			76	▲	26.7%	+16
GRAND TOTAL			10,779	▲	11.7%	+1,132

Filings by Major Case Category**

Category	Summary	Change	% Change	Absolute Change
Felony	204	▼	-18.4%	-46
Garnishment	327	▲	+14.3%	+41
General Civil	662	▲	+42.7%	+198
Infraction/Civil Violation	6,199	▲	+8.8%	+500
Landlord /Tenant	124	▼	-27.9%	-48
Misdemeanor	2,709	▲	+18.9%	+430
Other	484	▲	+18.0%	+74
Protective Orders	70	▼	-19.5%	-17
GRAND TOTAL	10,779	▲	11.7%	+1,132

* Compared to same time period as previous year

** Case Type Categories are defined in the 2017 Virginia Judicial Workload Assessment

* Compared to same time period as previous year

** Case Type Categories are defined in the 2017 Virginia Judicial Workload Assessment
Source: SCV-SQL-Information

2024 Overall GRAND TOTAL		Distribution of Caseload			Change*		Percentage (%) of Caseload		
6,042	-645	Criminal	773	13%	14.3% ▲	+97	Criminal	2023: 10.1%	2024: 12.8%
		Traffic	4,120	68%	-16.8% ▼	-834	Traffic	74.1%	68.2%
2024		Civil	1,088	18%	10.5% ▲	+103	Civil	14.7%	18.0%
2023		Civil Commitments	61	1%	-15.3% ▼	-11	Civil Commitments	1.1%	1.0%
		GRAND TOTAL	6,042	100%	-9.6% ▼	-645	GRAND TOTAL	100%	100%

Filings by Division & Code

Division	Case Type Description	Code	Summary	Change	% Change	Absolute Change
Criminal	Misdemeanor	M	486	▲	+22.1%	+88
	Felony	F	126	▲	+9.6%	+11
	Show Cause	SC	103	▲	+1.0%	+1
	Capias	CA	36	▼	-12.2%	-5
	Civil Violation	CV	22	▲	+10.0%	+2
	Total			773	▲	14.3%
Traffic	Infraction	I	3,622	▼	-18.7%	-833
	Misdemeanor	M	468	▼	-1.7%	-8
	Felony	F	13	▲	+333.3%	+10
	Capias	CA	9	▲	+12.5%	+1
	Show Cause	SC	7	▼	-41.7%	-5
	Civil Violation	CV	1	▲	-	+1
	Total			4,120	▼	-16.8%
Civil	Warrant in Debt	WD	384	▲	+53.6%	+134
	Garnishment	GA	265	▼	-9.2%	-27
	Unlawful Detainer	UD	164	▼	-12.8%	-24
	Detinue	DT	114	↔	-	-
	Other	OT	59	▼	+13.5%	+7
	Admin License	AL	44	▼	-25.4%	-15
	Preliminary Protective Order	PP	21	▲	+133.3%	+12
	Show Cause	SC	14	▲	+366.7%	+11
	Protective Order	PO	10	▼	-9.1%	-1
	Interrogatory	IN	4	▲	+33.3%	+1
	Motion for Judgment	MJ	3	▲	+200.0%	+2
	Abstract	AJ	2	▲	-	+2
	Tenants Assertion	TA	2	▲	-	+2
	Impoundment	IM	1	▼	-50.0%	-1
	Restricted Operators License	RL	1	▲	-	+1
	Overweight	OC	0	▼	-100.0%	-1
Total			1,088	▲	10.5%	+103
Civil Commitments	Temporary Detention Order	TD	41	▼	-4.7%	-2
	Emergency Custody Order	EC	19	▼	-26.9%	-7
	Medical Emergency Temporary Detention Order	MT	1	↔	-	-
	Medical Emergency Custody Order	ME	0	▼	-100.0%	-1
	Mental Commitment	MC	0	▼	-100.0%	-1
Total			61	▼	-15.3%	-11
GRAND TOTAL			6,042	▼	-9.6%	-645

Filings by Major Case Category**

Category	Summary	Change	% Change	Absolute Change
Felony	139	▲	+17.8%	+21
Garnishment	269	▲	-8.8%	-26
General Civil	502	▲	+36.8%	+135
Infraction/Civil Violation	3,645	▲	-18.6%	-831
Landlord /Tenant	166	▲	-11.7%	-22
Misdemeanor	955	▲	+9.3%	+81
Other	335	▲	-4.0%	-14

* Compared to same time period as previous year



** Case Type Categories are defined in the 2017 Virginia Judicial Workload Assessment

CPSS - GCMS CASELOAD STATISTICS OF THE GENERAL DISTRICT COURTS
January 2024 thru August 2024 Filings (Compared to January 2023 thru August 2023)

Protective Orders	31	▲	+55.0%	+11
GRAND TOTAL	6,042	▼	-9.6%	-645

* Compared to same time period as previous year

** Case Type Categories are defined in the 2017 Virginia Judicial Workload Assessment
Source: SCV-SQL-Information

2024 Overall GRAND TOTAL		Distribution of Caseload			Change*		Percentage (%) of Caseload		
2,207	+103	Criminal	239	11%	11.2% ▲	+24	Criminal	2023	2024
		Traffic	1,535	70%	1.8% ▲	+27	Traffic	10.2%	10.8%
		Civil	422	19%	15.0% ▲	+55	Civil	71.7%	69.6%
		Civil Commitments	11	0%	-21.4% ▼	-3	Civil Commitments	17.4%	19.1%
		GRAND TOTAL	2,207	100%	4.9% ▲	+103	GRAND TOTAL	0.7%	0.5%
							GRAND TOTAL	100%	100%

Filings by Division & Code

Division	Case Type Description	Code	Summary	Change	% Change	Absolute Change
Criminal	Misdemeanor	M	114	▼	-10.9%	-14
	Felony	F	71	▲	+47.9%	+23
	Show Cause	SC	26	▲	+85.7%	+12
	Capias	CA	15	▲	+25.0%	+3
	Civil Violation	CV	13	▲	+8.3%	+1
	Restricted Operators License	RL	0	▼	-100.0%	-1
	Total			239	▲	11.2%
Traffic	Infraction	I	1,148	▼	-2.0%	-24
	Misdemeanor	M	357	▲	+15.5%	+48
	Show Cause	SC	16	▲	+23.1%	+3
	Capias	CA	9	▼	-25.0%	-3
	Felony	F	2	↔	-	-
	Restricted Operators License	RL	2	▲	-	+2
	Civil Violation	CV	1	▲	-	+1
Total			1,535	▲	1.8%	+27
Civil	Warrant in Debt	WD	229	▲	+34.7%	+59
	Garnishment	GA	116	▲	+23.4%	+22
	Admin License	AL	24	▼	-17.2%	-5
	Unlawful Detainer	UD	20	▼	-28.6%	-8
	Other	OT	9	▲	-43.8%	-7
	Abstract	AJ	6	↔	-	-
	Protective Order	PO	6	↔	-	-
	Preliminary Protective Order	PP	5	▼	-28.6%	-2
	Detinue	DT	3	▲	+200.0%	+2
	Impoundment	IM	2	▼	-60.0%	-3
	Show Cause	SC	2	↔	-	-
	Counter Claim	CC	0	▼	-100.0%	-1
	Interrogatory	IN	0	▼	-100.0%	-1
	Motion for Judgment	MJ	0	▼	-100.0%	-1
Total			422	▲	15.0%	+55
Civil Commitments	Temporary Detention Order	TD	7	▼	-12.5%	-1
	Emergency Custody Order	EC	4	▼	-33.3%	-2
Total			11	▼	-21.4%	-3
GRAND TOTAL			2,207	▲	4.9%	+103

Filings by Major Case Category**

Category	Summary	Change	% Change	Absolute Change
Felony	73	▲	+46.0%	+23
Garnishment	116	▼	+22.1%	+21
General Civil	233	▲	+35.5%	+61
Infraction/Civil Violation	1,162	▲	-1.9%	-22
Landlord /Tenant	20	▼	-28.6%	-8
Misdemeanor	473	▲	+8.0%	+35
Other	119	▼	-4.0%	-5
Protective Orders	11	▼	-15.4%	-2
GRAND TOTAL	2,207	▲	4.9%	+103

* Compared to same time period as previous year



** Case Type Categories are defined in the 2017 Virginia Judicial Workload Assessment

* Compared to same time period as previous year

** Case Type Categories are defined in the 2017 Virginia Judicial Workload Assessment
Source: SCV-SQL-Information

CPSS - GCMS CASELOAD STATISTICS OF THE GENERAL DISTRICT COURTS

January 2024 thru August 2024 Filings (Compared to January 2023 thru August 2023)

2024 Overall GRAND TOTAL		Distribution of Caseload			Change*		Percentage (%) of Caseload		
9,187	+1,251	Criminal	732	8%	9.7% ▲	+65	Criminal	2023 8.4%	2024 8.0%
		Traffic	6,756	74%	19.2% ▲	+1,090	Traffic	71.4%	73.5%
		Civil	1,233	13%	7.9% ▲	+90	Civil	14.4%	13.4%
		Civil Commitments	466	5%	1.3% ▲	+6	Civil Commitments	5.8%	5.1%
		GRAND TOTAL	9,187	100%	15.8% ▲	+1,251	GRAND TOTAL	100%	100%

Filings by Division & Code

Division	Case Type Description	Code	Summary	Change	% Change	Absolute Change
Criminal	Misdemeanor	M	465	▲	+8.9%	+38
	Felony	F	163	▼	-0.6%	-1
	Capias	CA	72	▲	+67.4%	+29
	Show Cause	SC	18	▲	+80.0%	+8
	Civil Violation	CV	14	▼	-39.1%	-9
	Total			732	▲	9.7%
Traffic	Infraction	I	4,852	▲	+21.9%	+871
	Misdemeanor	M	1,821	▲	+12.1%	+196
	Capias	CA	77	▲	+75.0%	+33
	Show Cause	SC	4	▲	+100.0%	+2
	Felony	F	1	▲	-	+1
	Restricted Operators License	RL	1	▼	-80.0%	-4
	Civil Violation	CV	0	▼	-100.0%	-3
	Other	O	0	▼	-100.0%	-6
	Total			6,756	▲	19.2%
Civil	Warrant in Debt	WD	483	▲	+17.2%	+71
	Garnishment	GA	433	▲	+23.0%	+81
	Unlawful Detainer	UD	131	▼	-25.1%	-44
	Other	OT	65	▼	-27.0%	-24
	Preliminary Protective Order	PP	31	▲	+3.3%	+1
	Protective Order	PO	28	▲	+40.0%	+8
	Admin License	AL	14	▼	-46.2%	-12
	Show Cause	SC	14	▼	-12.5%	-2
	Abstract	AJ	8	▲	+14.3%	+1
	Motion for Judgment	MJ	8	▲	+100.0%	+4
	Detinue	DT	6	▲	+50.0%	+2
	Impoundment	IM	4	▲	+100.0%	+2
	Interrogatory-Not	IC	3	▲	+200.0%	+2
	Petition-Restore Arms	PR	3	▼	-25.0%	-1
	Capias	CA	1	▲	-	+1
	Mechanic's Lien	ML	1	▲	-	+1
	Overweight	OC	0	▼	-100.0%	-1
Total			1,233	▲	7.9%	+90
Civil Commitments	Other	OT	251	▲	+14.1%	+31
	Mental Commitment	MC	167	▼	-6.2%	-11
	Emergency Custody Order	EC	25	▼	-59.0%	-36
	Temporary Detention Order	TD	23	▲	+2,200.0%	+22
	Total			466	▲	1.3%
GRAND TOTAL			9,187	▲	15.8%	+1,251

Filings by Major Case Category**

Category	Summary	Change	% Change	Absolute Change
Felony	164	▲		0
Garnishment	433	▲	+23.0%	+81
General Civil	501	▲	+17.9%	+76
Infraction/Civil Violation	4,866	▼	+21.2%	+852
Involuntary Civil Commitments	251	▲	+14.1%	+31
Landlord /Tenant	131	▼	-25.1%	-44

* Compared to same time period as previous year

** Case Type Categories are defined in the 2017 Virginia Judicial Workload Assessment

CPSS - GCMS CASELOAD STATISTICS OF THE GENERAL DISTRICT COURTS

January 2024 thru August 2024 Filings (Compared to January 2023 thru August 2023)

Misdemeanor	2,287	▼	+11.2%	+230
Other	495	▲	+3.3%	+16
Protective Orders	59	▲	+18.0%	+9
GRAND TOTAL	9,187	▲	15.8%	+1,251

* Compared to same time period as previous year

** Case Type Categories are defined in the 2017 Virginia Judicial Workload Assessment
Source: SCV-SQL-Information

CPSS - GCMS CASELOAD STATISTICS OF THE GENERAL DISTRICT COURTS

January 2024 thru August 2024 Filings (Compared to January 2023 thru August 2023)

2024 Overall GRAND TOTAL		Distribution of Caseload			Change*		Percentage (%) of Caseload		
3,694 +542 2024 2023	Criminal	437	12%	-0.2% ▼	-1	Criminal	2023	2024	
	Traffic	2,249	61%	32.8% ▲	+555	Traffic	13.9%	11.8%	
	Civil	630	17%	3.4% ▲	+21	Civil	53.7%	60.9%	
	Civil Commitments	378	10%	-8.0% ▼	-33	Civil Commitments	19.3%	17.1%	
	GRAND TOTAL	3,694	100%	17.2% ▲	+542	GRAND TOTAL	13.0%	10.2%	
						GRAND TOTAL	100%	100%	

Filings by Division & Code

Division	Case Type Description	Code	Summary	Change	% Change	Absolute Change
Criminal	Misdemeanor	M	261	▲	+1.2%	+3
	Felony	F	119	▲	+6.3%	+7
	Capias	CA	26	▲	+18.2%	+4
	Show Cause	SC	22	▼	-37.1%	-13
	Civil Violation	CV	9	▼	-18.2%	-2
	Total			437	▼	-0.2%
Traffic	Infraction	I	1,788	▲	+32.2%	+435
	Misdemeanor	M	435	▲	+39.9%	+124
	Show Cause	SC	13	▼	-23.5%	-4
	Capias	CA	8	▼	-33.3%	-4
	Felony	F	5	▲	+400.0%	+4
	Total			2,249	▲	32.8%
Civil	Warrant in Debt	WD	256	▲	+16.4%	+36
	Garnishment	GA	139	▼	-19.2%	-33
	Unlawful Detainer	UD	84	▲	+1.2%	+1
	Detinue	DT	58	▲	+18.4%	+9
	Other	OT	36	▲	+5.9%	+2
	Admin License	AL	14	▲	+75.0%	+6
	Protective Order	PO	14	▲	+40.0%	+4
	Preliminary Protective Order	PP	10	▼	-44.4%	-8
	Abstract	AJ	5	▲	-	+5
	Show Cause	SC	5	▲	+25.0%	+1
	Impoundment	IM	3	▲	+200.0%	+2
	Counter Claim	CC	2	▲	+100.0%	+1
	Bond Forfeiture	BF	1	▲	-	+1
	Motion for Judgment	MJ	1	▼	-50.0%	-1
	Petition-Restore Arms	PR	1	▲	-	+1
	Tenants Assertion	TA	1	▼	-66.7%	-2
	Interrogatory	IN	0	▼	-100.0%	-4
Total			630	▲	3.4%	+21
Civil Commitments	Mental Commitment	MC	260	▼	-29.5%	-109
	Other	OT	74	▲	-	+74
	Temporary Detention Order	TD	30	▲	+15.4%	+4
	Emergency Custody Order	EC	13	▼	-18.8%	-3
	Medical Emergency Temporary Detention Order	MT	1	▲	-	+1
Total			378	▼	-8.0%	-33
GRAND TOTAL			3,694	▲	17.2%	+542

Filings by Major Case Category**

Category	Summary	Change	% Change	Absolute Change
Felony	124	▲	+9.7%	+11
Garnishment	139	▼	-21.0%	-37
General Civil	319	▲	+16.4%	+45
Infraction/Civil Violation	1,797	▲	+31.7%	+433
Involuntary Civil Commitments	74	▲	-	+74
Landlord /Tenant	85	▼	-1.2%	-1
Misdemeanor	696	▲	+22.3%	+127

* Compared to same time period as previous year

** Case Type Categories are defined in the 2017 Virginia Judicial Workload Assessment

CPSS - GCMS CASELOAD STATISTICS OF THE GENERAL DISTRICT COURTS
January 2024 thru August 2024 Filings (Compared to January 2023 thru August 2023)



Other	436	▲	-19.6%	-106
Protective Orders	24	▼	-14.3%	-4
GRAND TOTAL	3,694	▲	17.2%	+542

* Compared to same time period as previous year

** Case Type Categories are defined in the 2017 Virginia Judicial Workload Assessment
Source: SCV-SQL-Information

CPSS - GCMS CASELOAD STATISTICS OF THE GENERAL DISTRICT COURTS

January 2024 thru August 2024 Filings (Compared to January 2023 thru August 2023)

2024 Overall GRAND TOTAL		Distribution of Caseload			Change*	Percentage (%) of Caseload			
15,612	-472	Criminal	1,953	13%	13.3% ▲	+229	Criminal	2023: 10.7%	2024: 12.5%
		Traffic	4,982	32%	-30.7% ▼	-2,202	Traffic	44.7%	31.9%
2024 		Civil	6,009	38%	11.9% ▲	+637	Civil	33.4%	38.5%
2023 		Civil Commitments	2,668	17%	47.9% ▲	+864	Civil Commitments	11.2%	17.1%
		GRAND TOTAL	15,612	100%	-2.9% ▼	-472	GRAND TOTAL	100%	100%

Filings by Division & Code

Division	Case Type Description	Code	Summary	Change	% Change	Absolute Change
Criminal	Misdemeanor	M	1,051	▲	+4.9%	+49
	Felony	F	517	▲	+18.6%	+81
	Capias	CA	216	▲	+27.8%	+47
	Show Cause	SC	146	▲	+60.4%	+55
	Civil Violation	CV	23	▼	-11.5%	-3
	Total			1,953	▲	13.3%
Traffic	Infraction	I	3,235	▼	-38.3%	-2,011
	Misdemeanor	M	1,563	▼	-12.3%	-219
	Capias	CA	44	▼	-13.7%	-7
	Civil Violation	CV	44	▲	+388.9%	+35
	Felony	F	40	▲	+2.6%	+1
	Other	O	24	▼	-29.4%	-10
	Restricted Operators License	RL	19	▲	+18.8%	+3
	Show Cause	SC	13	▲	+85.7%	+6
Total			4,982	▼	-30.7%	-2,202
Civil	Unlawful Detainer	UD	2,026	▼	-10.3%	-232
	Garnishment	GA	1,928	▲	+39.4%	+545
	Warrant in Debt	WD	1,436	▲	+31.3%	+342
	Other	OT	173	▼	-17.2%	-36
	Bond Forfeiture	BF	98	▲	+600.0%	+84
	Preliminary Protective Order	PP	86	▲	+34.4%	+22
	Show Cause	SC	72	▼	-6.5%	-5
	Protective Order	PO	69	▲	+64.3%	+27
	Detinue	DT	28	▼	-75.2%	-85
	Motion for Judgment	MJ	28	▼	-20.0%	-7
	Abstract	AJ	26	▼	-42.2%	-19
	Interrogatory	IN	16	▲	+166.7%	+10
	Tenants Assertion	TA	8	▲	+14.3%	+1
	Admin License	AL	7	▼	-12.5%	-1
	Petition-Restore Arms	PR	4	▼	-63.6%	-7
	Impoundment	IM	2	▲	-	+2
	Capias	CA	1	↔	-	-
	Counter Claim	CC	1	▼	-75.0%	-3
	Mechanic's Lien	ML	0	▼	-100.0%	-1
Total			6,009	▲	11.9%	+637
Civil Commitments	Mental Commitment	MC	1,784	▲	+39.2%	+502
	Other	OT	693	▲	+66.2%	+276
	Temporary Detention Order	TD	126	▲	+63.6%	+49
	Emergency Custody Order	EC	63	▲	+125.0%	+35
	Medical Emergency Temporary Detention Order	MT	2	▲	-	+2
Total			2,668	▲	47.9%	+864
GRAND TOTAL			15,612	▼	-2.9%	-472

Filings by Major Case Category**

Category	Summary	Change	% Change	Absolute Change
Felony	557	▲	+17.3%	+82
Garnishment	1,944	▲	+40.0%	+555
General Civil	1,514	▼	+15.3%	+201

* Compared to same time period as previous year

** Case Type Categories are defined in the 2017 Virginia Judicial Workload Assessment

CPSS - GCMS CASELOAD STATISTICS OF THE GENERAL DISTRICT COURTS

January 2024 thru August 2024 Filings (Compared to January 2023 thru August 2023)



Petersburg

District: 11 FIPS: 730

Infraction/Civil Violation	3,326	▲	-37.4%	-1,989
Involuntary Civil Commitments	693	▲	+66.2%	+276
Landlord /Tenant	2,034	▲	-10.2%	-231
Misdemeanor	2,633	▲	-6.0%	-167
Other	2,756	▲	+37.5%	+752
Protective Orders	155	▲	+46.2%	+49
GRAND TOTAL	15,612	▼	-2.9%	-472

* Compared to same time period as previous year

** Case Type Categories are defined in the 2017 Virginia Judicial Workload Assessment
Source: SCV-SQL-Information

2024 Overall GRAND TOTAL		Distribution of Caseload			Change*		Percentage (%) of Caseload		
3,440	+510	Criminal	420	12%	-13.9% ▼	-68	Criminal	2023	2024
		Traffic	2,302	67%	22.4% ▲	+422	Traffic	16.7%	12.2%
		Civil	708	21%	30.9% ▲	+167	Civil	64.2%	66.9%
		Civil Commitments	10	0%	-52.4% ▼	-11	Civil Commitments	18.5%	20.6%
		GRAND TOTAL	3,440	100%	17.4% ▲	+510	GRAND TOTAL	0.7%	0.3%
							GRAND TOTAL	100%	100%

Filings by Division & Code

Division	Case Type Description	Code	Summary	Change	% Change	Absolute Change
Criminal	Misdemeanor	M	240	▼	-1.2%	-3
	Felony	F	104	▼	-24.1%	-33
	Show Cause	SC	32	▼	-30.4%	-14
	Civil Violation	CV	24	▼	-29.4%	-10
	Capias	CA	20	▼	-28.6%	-8
	Total			420	▼	-13.9%
Traffic	Infraction	I	1,883	▲	+21.2%	+329
	Misdemeanor	M	388	▲	+32.0%	+94
	Show Cause	SC	15	▼	-16.7%	-3
	Capias	CA	13	▲	+8.3%	+1
	Civil Violation	CV	2	▲	-	+2
	Felony	F	1	▼	-50.0%	-1
Total			2,302	▲	22.4%	+422
Civil	Warrant in Debt	WD	402	▲	+74.0%	+171
	Garnishment	GA	146	▲	+13.2%	+17
	Admin License	AL	35	▲	+9.4%	+3
	Unlawful Detainer	UD	35	▼	-25.5%	-12
	Impoundment	IM	21	▼	-8.7%	-2
	Protective Order	PO	20	▲	+122.2%	+11
	Preliminary Protective Order	PP	19	▲	+171.4%	+12
	Other	OT	15	▲	+36.4%	+4
	Detinue	DT	7	▲	+600.0%	+6
	Abstract	AJ	3	↔	-	-
	Show Cause	SC	3	▲	+200.0%	+2
	Motion for Judgment	MJ	2	▼	-60.0%	-3
	Interrogatory	IN	0	▼	-100.0%	-2
	Interrogatory-Not	IC	0	▼	-100.0%	-1
	Petition-Restore Arms	PR	0	▼	-100.0%	-1
	Tenants Assertion	TA	0	▼	-100.0%	-1
Zoning Violation	ZO	0	▼	-100.0%	-37	
Total			708	▲	30.9%	+167
Civil Commitments	Temporary Detention Order	TD	7	▼	-41.7%	-5
	Emergency Custody Order	EC	1	▼	-83.3%	-5
	Mental Commitment	MC	1	↔	-	-
	Other	OT	1	▼	-50.0%	-1
Total			10	▼	-52.4%	-11
GRAND TOTAL			3,440	▲	17.4%	+510

Filings by Major Case Category**

Category	Summary	Change	% Change	Absolute Change
Felony	105	▼	-24.5%	-34
Garnishment	146	▼	+11.5%	+15
General Civil	413	▲	+72.8%	+174
Infraction/Civil Violation	1,909	▲	+20.2%	+321
Involuntary Civil Commitments	1	▼	-50.0%	-1
Landlord /Tenant	35	▼	-27.1%	-13
Misdemeanor	628	▼	+9.4%	+54

* Compared to same time period as previous year

** Case Type Categories are defined in the 2017 Virginia Judicial Workload Assessment

Source: SCV-SQL-Information

CPSS - GCMS CASELOAD STATISTICS OF THE GENERAL DISTRICT COURTS

January 2024 thru August 2024 Filings (Compared to January 2023 thru August 2023)

Powhatan

District: 11 FIPS: 145

Other	164	▼	-15.0%	-29
Protective Orders	39	▲	+143.8%	+23
GRAND TOTAL	3,440	▲	17.4%	+510

* Compared to same time period as previous year



** Case Type Categories are defined in the 2017 Virginia Judicial Workload Assessment
Source: SCV-SQL-Information

CPSS - GCMS CASELOAD STATISTICS OF THE GENERAL DISTRICT COURTS

January 2024 thru August 2024 Filings (Compared to January 2023 thru August 2023)

Chesterfield

District: 12 FIPS: 041

2024 Overall GRAND TOTAL		Distribution of Caseload			Change*		Percentage (%) of Caseload		
53,930	-1,533	Criminal	7,956	15%	4.9% ▲	+373	Criminal	2023 13.7%	2024 14.8%
		Traffic	21,228	39%	-19.8% ▼	-5,229	Traffic	47.7%	39.4%
2024 		Civil	24,444	45%	16.0% ▲	+3,376	Civil	38.0%	45.3%
2023 		Civil Commitments	302	1%	-14.9% ▼	-53	Civil Commitments	0.6%	0.6%
		GRAND TOTAL	53,930	100%	-2.8% ▼	-1,533	GRAND TOTAL	100%	100%

Filings by Division & Code

Division	Case Type Description	Code	Summary	Change	% Change	Absolute Change
Criminal	Misdemeanor	M	4,322	▲	+9.6%	+380
	Felony	F	2,443	▲	+3.7%	+87
	Capias	CA	778	▼	-15.4%	-142
	Show Cause	SC	333	▲	+31.6%	+80
	Civil Violation	CV	67	▼	-36.2%	-38
	Motion	MO	12	▲	+71.4%	+5
	Restricted Operators License	RL	1	▲	-	+1
	Total			7,956	▲	4.9%
Traffic	Infraction	I	12,319	▼	-22.8%	-3,637
	Misdemeanor	M	7,495	▼	-14.6%	-1,285
	Capias	CA	499	▼	-33.3%	-249
	Show Cause	SC	425	▲	+12.4%	+47
	Felony	F	213	▼	-8.6%	-20
	Motion	MO	121	▼	-26.2%	-43
	Civil Violation	CV	107	▼	-29.1%	-44
	Restricted Operators License	RL	49	▲	+6.5%	+3
	Other	O	0	▼	-100.0%	-1
Total			21,228	▼	-19.8%	-5,229
Civil	Warrant in Debt	WD	10,396	▲	+41.2%	+3,032
	Garnishment	GA	6,239	▲	+4.4%	+262
	Unlawful Detainer	UD	4,883	▼	-1.6%	-77
	Other	OT	710	▲	+14.7%	+91
	Preliminary Protective Order	PP	385	▲	+7.5%	+27
	Protective Order	PO	367	▲	+1.4%	+5
	Show Cause	SC	365	▲	+35.7%	+96
	Admin License	AL	355	▼	-21.3%	-96
	Motion for Judgment	MJ	167	▲	+53.2%	+58
	Interrogatory	IN	131	▲	+27.2%	+28
	Abstract	AJ	119	▼	-19.6%	-29
	Detinue	DT	88	▲	+29.4%	+20
	Impoundment	IM	74	▲	+39.6%	+21
	Bond Forfeiture	BF	60	▼	-53.8%	-70
	Interrogatory-Not	IC	40	▲	+37.9%	+11
	Tenants Assertion	TA	19	▲	+18.8%	+3
	Counter Claim	CC	18	▼	-21.7%	-5
	Capias	CA	17	▲	+21.4%	+3
	Petition-Restore Arms	PR	7	▼	-46.2%	-6
	Third Party Claim	TH	2	▲	+100.0%	+1
	Mechanic's Lien	ML	1	▲	-	+1
Petition to Require Blood Test	BT	1	▲	-	+1	
Cross Claim	CR	0	▼	-100.0%	-1	
Total			24,444	▲	16.0%	+3,376
Civil Commitments	Temporary Detention Order	TD	215	▼	-8.9%	-21
	Emergency Custody Order	EC	78	▼	-31.6%	-36
	Medical Emergency Temporary Detention Order	MT	6	▲	+100.0%	+3
	Mental Commitment	MC	2	▲	-	+2
	Medical Emergency Custody Order	ME	1	▼	-50.0%	-1
Total			302	▼	-14.9%	-53
GRAND TOTAL			53,930	▼	-2.8%	-1,533

* Compared to same time period as previous year

** Case Type Categories are defined in the 2017 Virginia Judicial Workload Assessment

CPSS - GCMS CASELOAD STATISTICS OF THE GENERAL DISTRICT COURTS



January 2024 thru August 2024 Filings (Compared to January 2023 thru August 2023)

Filings by Major Case Category**

Category	Summary	Change	% Change	Absolute Change
Felony	2,656	▼	+2.6%	+67
Garnishment	6,370	▲	+4.8%	+290
General Civil	10,872	▲	+41.0%	+3,161
Infraction/Civil Violation	12,493	▼	-22.9%	-3,720
Landlord /Tenant	4,902	▲	-1.5%	-74
Misdemeanor	11,867	▲	-7.1%	-901
Other	4,018	▲	-8.8%	-388
Protective Orders	752	▲	+4.4%	+32
GRAND TOTAL	53,930	▼	-2.8%	-1,533

* Compared to same time period as previous year

** Case Type Categories are defined in the 2017 Virginia Judicial Workload Assessment
Source: SCV-SQL-Information

2024 Overall GRAND TOTAL		Distribution of Caseload			Change*		Percentage (%) of Caseload		
5,762	-321	Criminal	1,501	26%	0.0%	0	Criminal	2023	2024
		Traffic	2,485	43%	-7.3%	-195	Traffic	24.7%	26.0%
		Civil	1,734	30%	-7.4%	-138	Civil	44.1%	43.1%
		Civil Commitments	42	1%	40.0%	+12	Civil Commitments	30.8%	30.1%
		GRAND TOTAL	5,762	100%	-5.3%	-321	GRAND TOTAL	0.5%	0.7%
							GRAND TOTAL	100%	100%

Filings by Division & Code

Division	Case Type Description	Code	Summary	Change	% Change	Absolute Change
Criminal	Misdemeanor	M	777	▲	+2.9%	+22
	Felony	F	402	▼	-3.6%	-15
	Capias	CA	200	▼	-8.7%	-19
	Show Cause	SC	90	▲	+12.5%	+10
	Civil Violation	CV	32	▲	+6.7%	+2
	Total			1,501		0.0%
Traffic	Infraction	I	1,727	▼	-12.2%	-239
	Misdemeanor	M	681	▲	+5.6%	+36
	Capias	CA	45	▲	+2.3%	+1
	Show Cause	SC	17	▲	+30.8%	+4
	Felony	F	12	▲	+71.4%	+5
	Civil Violation	CV	2	▼	-33.3%	-1
	Other	O	1	↔		-
	Restricted Operators License	RL	0	▼	-100.0%	-1
	Total			2,485	▼	-7.3%
Civil	Warrant in Debt	WD	701	▼	-2.6%	-19
	Garnishment	GA	450	▼	-8.7%	-43
	Unlawful Detainer	UD	328	▼	-13.0%	-49
	Detinue	DT	47	▲	+11.9%	+5
	Admin License	AL	45	↔		-
	Other	OT	45	▼	-31.8%	-21
	Preliminary Protective Order	PP	32	↔		-
	Protective Order	PO	26	▼	-16.1%	-5
	Abstract	AJ	14	▼	-12.5%	-2
	Show Cause	SC	12	▼	-33.3%	-6
	Motion for Judgment	MJ	11	▼	-21.4%	-3
	Interrogatory	IN	8	▲	+300.0%	+6
	Bond Forfeiture	BF	7	▼	-12.5%	-1
	Impoundment	IM	5	▼	-28.6%	-2
	Interrogatory-Not	IC	1	▲	-	+1
	Petition-Restore Arms	PR	1	▲	-	+1
	Tenants Assertion	TA	1	↔		-
Total			1,734	▼	-7.4%	-138
Civil Commitments	Temporary Detention Order	TD	27	▲	+28.6%	+6
	Emergency Custody Order	EC	15	▲	+66.7%	+6
	Total		42	▲	40.0%	+12
GRAND TOTAL			5,762	▼	-5.3%	-321

Filings by Major Case Category**

Category	Summary	Change	% Change	Absolute Change
Felony	414	▲	-2.4%	-10
Garnishment	458	▲	-7.5%	-37
General Civil	762	▲	-2.2%	-17
Infraction/Civil Violation	1,762	▼	-11.9%	-238
Landlord /Tenant	329	▼	-13.0%	-49
Misdemeanor	1,458	▼	+4.1%	+57
Other	521	▲	-4.1%	-22

* Compared to same time period as previous year



** Case Type Categories are defined in the 2017 Virginia Judicial Workload Assessment

CPSS - GCMS CASELOAD STATISTICS OF THE GENERAL DISTRICT COURTS
January 2024 thru August 2024 Filings (Compared to January 2023 thru August 2023)

Protective Orders	58	▼	-7.9%	-5
GRAND TOTAL	5,762	▼	-5.3%	-321

* Compared to same time period as previous year

** Case Type Categories are defined in the 2017 Virginia Judicial Workload Assessment
Source: SCV-SQL-Information

2024 Overall GRAND TOTAL		Distribution of Caseload			Change*		Percentage (%) of Caseload		
61,467	+11,561	Criminal	6,213	10%	-0.9% ▼	-59	Criminal	2023	2024
		Traffic	22,156	36%	54.0% ▲	+7,773	Traffic	12.6%	10.1%
2024 		Civil	31,078	51%	13.4% ▲	+3,668	Civil	28.8%	36.0%
2023 		Civil Commitments	2,020	3%	9.7% ▲	+179	Civil Commitments	54.9%	50.6%
		GRAND TOTAL	61,467	100%	23.2% ▲	+11,561	GRAND TOTAL	100%	100%

Filings by Division & Code

Division	Case Type Description	Code	Summary	Change	% Change	Absolute Change
Criminal	Misdemeanor	M	3,589	▲	+5.9%	+199
	Felony	F	1,719	▼	-8.0%	-149
	Capias	CA	657	▼	+5.5%	+34
	Show Cause	SC	174	▼	-15.5%	-32
	Civil Violation	CV	69	▼	-62.1%	-113
	Restricted Operators License	RL	5	▲	+66.7%	+2
	Total			6,213	▼	-0.9%
Traffic	Infraction	I	16,178	▲	+73.5%	+6,851
	Misdemeanor	M	5,247	▲	+22.3%	+958
	Other	O	297	▼	-29.6%	-125
	Capias	CA	186	▼	+39.8%	+53
	Felony	F	131	▲	+40.9%	+38
	Show Cause	SC	83	▼	+15.3%	+11
	Restricted Operators License	RL	31	▼	-32.6%	-15
	Civil Violation	CV	3	▲	+200.0%	+2
Total			22,156	▲	54.0%	+7,773
Civil	Warrant in Debt	WD	10,490	▼	+16.1%	+1,451
	Unlawful Detainer	UD	9,335	▲	+9.9%	+838
	Garnishment	GA	8,482	▲	+23.5%	+1,612
	Other	OT	1,058	▼	-11.8%	-142
	Preliminary Protective Order	PP	365	▼	-1.1%	-4
	Motion for Judgment	MJ	350	▼	+2.6%	+9
	Show Cause	SC	276	▲	-6.1%	-18
	Detinue	DT	165	▼	-10.8%	-20
	Interrogatory	IN	120	▲	+37.9%	+33
	Protective Order	PO	111	▼	+12.1%	+12
	Admin License	AL	102	▲	+29.1%	+23
	Tenants Assertion	TA	78	▲	+23.8%	+15
	Abstract	AJ	62	▼	-70.6%	-149
	Counter Claim	CC	30	▼	-11.8%	-4
	Interrogatory-Not	IC	23	▲	+15.0%	+3
	Capias	CA	16	▲	+166.7%	+10
	Petition-Restore Arms	PR	7	▼	-12.5%	-1
	Impoundment	IM	5	▲	-	+5
	Mechanic's Lien	ML	2	▲	-	+2
	Cross Claim	CR	1	▲	-	+1
	Bond Forfeiture	BF	0	▼	-100.0%	-5
	Restricted Operators License	RL	0	▼	-100.0%	-2
	Third Party Claim	TH	0	▼	-100.0%	-1
Total			31,078	▲	13.4%	+3,668
Civil Commitments	Mental Commitment	MC	1,079	▲	+8.2%	+82
	Temporary Detention Order	TD	840	▲	+11.1%	+84
	Emergency Custody Order	EC	101	▲	+14.8%	+13
Total			2,020	▲	9.7%	+179
GRAND TOTAL			61,467	▲	23.2%	+11,561

* Compared to same time period as previous year

** Case Type Categories are defined in the 2017 Virginia Judicial Workload Assessment

Filings by Major Case Category**

Category	Summary	Change	% Change	Absolute Change
Felony	1,850	▲	-5.7%	-111
Garnishment	8,602	▲	+23.6%	+1,645
General Civil	11,393	▲	+12.1%	+1,230
Infraction/Civil Violation	16,547	▲	+66.6%	+6,615
Landlord /Tenant	9,413	▲	+10.0%	+853
Misdemeanor	8,872	▼	+14.8%	+1,142
Other	4,314	▲	+4.3%	+179
Protective Orders	476	▼	+1.7%	+8
GRAND TOTAL	61,467	▲	23.2%	+11,561

* Compared to same time period as previous year


** Case Type Categories are defined in the 2017 Virginia Judicial Workload Assessment
 Source: SCV-SQL-Information

CPSS - GCMS CASELOAD STATISTICS OF THE GENERAL DISTRICT COURTS

January 2024 thru August 2024 Filings (Compared to January 2023 thru August 2023)

Henrico

District: 14 FIPS: 087

2024 Overall GRAND TOTAL		Distribution of Caseload			Change*		Percentage (%) of Caseload		
74,112	+9,045	Criminal	9,096	12%	6.1% ▲	+524	Criminal	2023	2024
		Traffic	38,226	52%	16.8% ▲	+5,510	Traffic	50.3%	51.6%
2024		Civil	26,027	35%	13.5% ▲	+3,087	Civil	35.3%	35.1%
2023		Civil Commitments	763	1%	-9.1% ▼	-76	Civil Commitments	1.3%	1.0%
		GRAND TOTAL	74,112	100%	13.9% ▲	+9,045	GRAND TOTAL	100%	100%

Filings by Division & Code

Division	Case Type Description	Code	Summary	Change	% Change	Absolute Change	
Criminal	Misdemeanor	M	4,668	▲	+5.5%	+245	
	Felony	F	2,837	▲	+8.1%	+213	
	Capias	CA	1,127	▲	+9.4%	+97	
	Show Cause	SC	349	▼	-7.7%	-29	
	Civil Violation	CV	115	▼	-1.7%	-2	
	Total			9,096	▲	6.1%	+524
Traffic	Infraction	I	29,414	▲	+15.6%	+3,969	
	Misdemeanor	M	8,326	▲	+22.7%	+1,540	
	Capias	CA	255	▲	+7.1%	+17	
	Felony	F	105	▼	-21.6%	-29	
	Show Cause	SC	91	▲	+16.7%	+13	
	Restricted Operators License	RL	34	▲	+9.7%	+3	
	Civil Violation	CV	1	▼	-75.0%	-3	
	Total			38,226	▲	16.8%	+5,510
Civil	Warrant in Debt	WD	9,962	▲	+30.2%	+2,312	
	Unlawful Detainer	UD	7,180	▲	+5.9%	+400	
	Garnishment	GA	6,899	▲	+5.6%	+363	
	Admin License	AL	323	▲	+14.9%	+42	
	Preliminary Protective Order	PP	298	▲	+10.4%	+28	
	Protective Order	PO	258	▲	+25.9%	+53	
	Other	OT	245	▲	-7.2%	-19	
	Abstract	AJ	176	▼	-22.5%	-51	
	Motion for Judgment	MJ	154	▼	-14.4%	-26	
	Detinue	DT	148	▼	-13.5%	-23	
	Show Cause	SC	80	▼	-12.1%	-11	
	Interrogatory	IN	77	▲	+16.7%	+11	
	Impoundment	IM	59	▲	+34.1%	+15	
	Tenants Assertion	TA	43	↔		-	
	Bond Forfeiture	BF	40	▼	-21.6%	-11	
	Interrogatory-Not	IC	25	▲	+66.7%	+10	
	Counter Claim	CC	23	▼	-30.3%	-10	
	Overweight	OC	20	▲	+66.7%	+8	
	Petition-Restore Arms	PR	12	↔		-	
	Restricted Operators License	RL	3	▲	+50.0%	+1	
	Cross Claim	CR	1	▲	-	+1	
	Emergency Substantial Risk Order	SR	1	▲	-	+1	
	Capias	CA	0	▼	-100.0%	-5	
	Motor Carrier	MC	0	▼	-100.0%	-1	
	Third Party Claim	TH	0	▼	-100.0%	-1	
	Total			26,027	▲	13.5%	+3,087
	Civil Commitments	Temporary Detention Order	TD	440	▲	+4.5%	+19
Mental Commitment		MC	269	▼	-16.2%	-52	
Emergency Custody Order		EC	32	▼	-34.7%	-17	
Other		OT	12	▼	-66.7%	-24	
Medical Emergency Temporary Detention Order		MT	7	▼	-41.7%	-5	
Medical Emergency Custody Order		ME	3	▲	-	+3	
Total			763	▼	-9.1%	-76	
GRAND TOTAL			74,112	▲	13.9%	+9,045	

* Compared to same time period as previous year

** Case Type Categories are defined in the 2017 Virginia Judicial Workload Assessment



CPSS - GCMS CASELOAD STATISTICS OF THE GENERAL DISTRICT COURTS
 January 2024 thru August 2024 Filings (Compared to January 2023 thru August 2023)

Filings by Major Case Category**

Category	Summary	Change	% Change	Absolute Change
Felony	2,942	▼	+6.7%	+184
Garnishment	6,976	▲	+5.7%	+374
General Civil	10,339	▲	+28.4%	+2,289
Infraction/Civil Violation	29,550	▼	+15.5%	+3,971
Involuntary Civil Commitments	12	▼	-66.7%	-24
Landlord /Tenant	7,223	▲	+5.9%	+400
Misdemeanor	13,031	▲	+15.9%	+1,789
New to Workload Study	1	▲	-	+1
Other	3,482	▲	-0.6%	-20
Protective Orders	556	▲	+17.1%	+81
GRAND TOTAL	74,112	▲	13.9%	+9,045

* Compared to same time period as previous year

** Case Type Categories are defined in the 2017 Virginia Judicial Workload Assessment
 Source: SCV-SQL-Information

2024 Overall GRAND TOTAL		Distribution of Caseload			Change*		Percentage (%) of Caseload		
7,384	+824	Criminal	795	11%	-0.9% ▼	-7	Criminal	2023	2024
		Traffic	5,232	71%	16.8% ▲	+751	Traffic	68.3%	70.9%
		Civil	1,306	18%	6.6% ▲	+81	Civil	18.7%	17.7%
		Civil Commitments	51	1%	-1.9% ▼	-1	Civil Commitments	0.8%	0.7%
		GRAND TOTAL	7,384	100%	12.6% ▲	+824	GRAND TOTAL	100%	100%

Filings by Division & Code

Division	Case Type Description	Code	Summary	Change	% Change	Absolute Change
Criminal	Misdemeanor	M	515	▲	+4.7%	+23
	Felony	F	181	▼	-18.5%	-41
	Capias	CA	72	▲	+38.5%	+20
	Civil Violation	CV	17	▼	-39.3%	-11
	Show Cause	SC	10	▲	+25.0%	+2
	Total			795	▼	-0.9%
Traffic	Infraction	I	4,220	▲	+12.8%	+479
	Misdemeanor	M	926	▲	+35.2%	+241
	Capias	CA	53	▲	+43.2%	+16
	Felony	F	21	▲	+133.3%	+12
	Show Cause	SC	10	▲	+25.0%	+2
	Civil Violation	CV	2	▲	+100.0%	+1
	Total			5,232	▲	16.8%
Civil	Warrant in Debt	WD	729	▲	+14.8%	+94
	Garnishment	GA	305	▲	+4.8%	+14
	Unlawful Detainer	UD	88	▼	-27.3%	-33
	Other	OT	66	▲	+20.0%	+11
	Preliminary Protective Order	PP	34	▼	-5.6%	-2
	Admin License	AL	25	▼	-10.7%	-3
	Protective Order	PO	21	▲	+10.5%	+2
	Abstract	AJ	11	▲	+22.2%	+2
	Show Cause	SC	10	▼	-23.1%	-3
	Interrogatory	IN	8	▲	+60.0%	+3
	Detinue	DT	6	▲	+20.0%	+1
	Petition-Restore Arms	PR	2	▲	-	+2
	Capias	CA	1	▲	-	+1
	Counter Claim	CC	0	▼	-100.0%	-3
	Impoundment	IM	0	▼	-100.0%	-5
Total			1,306	▲	6.6%	+81
Civil Commitments	Temporary Detention Order	TD	42	▲	+16.7%	+6
	Emergency Custody Order	EC	9	▼	-43.8%	-7
	Total			51	▼	-1.9%
GRAND TOTAL			7,384	▲	12.6%	+824

Filings by Major Case Category**

Category	Summary	Change	% Change	Absolute Change
Felony	202	▲	-12.6%	-29
Garnishment	313	▲	+5.7%	+17
General Civil	738	▲	+15.3%	+98
Infraction/Civil Violation	4,239	▲	+12.4%	+469
Landlord /Tenant	88	▼	-27.3%	-33
Misdemeanor	1,441	▲	+22.4%	+264
Other	308	▲	+14.1%	+38
Protective Orders	55	▲	-	0
GRAND TOTAL	7,384	▲	12.6%	+824

* Compared to same time period as previous year

** Case Type Categories are defined in the 2017 Virginia Judicial Workload Assessment

Source: SCV-SQL-Information

CPSS - GCMS CASELOAD STATISTICS OF THE GENERAL DISTRICT COURTS
 January 2024 thru August 2024 Filings (Compared to January 2023 thru August 2023)

2024 Overall GRAND TOTAL		Distribution of Caseload			Change*		Percentage (%) of Caseload		
4,683	+178	Criminal	336	7%	-4.3% ▼	-15	Criminal	2023	2024
		Traffic	3,642	78%	2.5% ▲	+90	Traffic	7.8%	7.2%
2024		Civil	693	15%	16.5% ▲	+98	Civil	78.8%	77.8%
2023		Civil Commitments	12	0%	71.4% ▲	+5	Civil Commitments	13.2%	14.8%
		GRAND TOTAL	4,683	100%	4.0% ▲	+178	GRAND TOTAL	100%	100%

Filings by Division & Code



Division	Case Type Description	Code	Summary	Change	% Change	Absolute Change
Criminal	Misdemeanor	M	249	▲	+0.8%	+2
	Felony	F	59	▼	-9.2%	-6
	Civil Violation	CV	12	▲	+33.3%	+3
	Capias	CA	9	▼	-57.1%	-12
	Show Cause	SC	7	▼	-22.2%	-2
	Total			336	▼	-4.3%
Traffic	Infraction	I	3,153	▲	+2.1%	+64
	Misdemeanor	M	473	▲	+5.8%	+26
	Show Cause	SC	7	▲	+600.0%	+6
	Capias	CA	6	▼	-25.0%	-2
	Felony	F	2	▼	-60.0%	-3
	Civil Violation	CV	1	▼	-50.0%	-1
	Total			3,642	▲	2.5%
Civil	Warrant in Debt	WD	240	▲	+44.6%	+74
	Garnishment	GA	152	▲	+4.1%	+6
	Detinue	DT	105	▲	+19.3%	+17
	Unlawful Detainer	UD	69	▼	-15.9%	-13
	Other	OT	51	▲	+50.0%	+17
	Impoundment	IM	23	▲	+27.8%	+5
	Admin License	AL	19	▲	+26.7%	+4
	Protective Order	PO	18	▲	+20.0%	+3
	Abstract	AJ	6	▲	+50.0%	+2
	Preliminary Protective Order	PP	5	▼	-28.6%	-2
	Show Cause	SC	2	▼	-88.9%	-16
	Counter Claim	CC	1	▼	-50.0%	-1
	Interrogatory	IN	1	▲	-	+1
	Motion for Judgment	MJ	1	▲	-	+1
	Total			693	▲	16.5%
Civil Commitments	Emergency Custody Order	EC	7	▲	+250.0%	+5
	Temporary Detention Order	TD	5	↔	-	-
	Total			12	▲	71.4%
GRAND TOTAL			4,683	▲	4.0%	+178

Filings by Major Case Category**

Category	Summary	Change	% Change	Absolute Change
Felony	61	▼	-12.9%	-9
Garnishment	153	▲	+4.8%	+7
General Civil	358	▲	+37.2%	+97
Infraction/Civil Violation	3,166	▼	+2.1%	+66
Landlord /Tenant	69	▼	-15.9%	-13
Misdemeanor	722	▲	+4.0%	+28
Other	131	▲	+0.8%	+1
Protective Orders	23	▼	+4.5%	+1
GRAND TOTAL	4,683	▲	4.0%	+178

* Compared to same time period as previous year

** Case Type Categories are defined in the 2017 Virginia Judicial Workload Assessment
 Source: SCV-SQL-Information

2024 Overall GRAND TOTAL		Distribution of Caseload			Change*		Percentage (%) of Caseload		
11,829	-603	Criminal	2,248	19%	17.5% ▲	+335	Criminal	2023	2024
		Traffic	4,581	39%	-17.9% ▼	-1,001	Traffic	15.4%	19.0%
		Civil	4,215	36%	1.8% ▲	+75	Civil	44.9%	38.7%
		Civil Commitments	785	7%	-1.5% ▼	-12	Civil Commitments	33.3%	35.6%
		GRAND TOTAL	11,829	100%	-4.9% ▼	-603	GRAND TOTAL	6.4%	6.6%
							GRAND TOTAL	100%	100%

Filings by Division & Code

Division	Case Type Description	Code	Summary	Change	% Change	Absolute Change
Criminal	Misdemeanor	M	1,366	▲	+15.5%	+183
	Felony	F	572	▲	+32.4%	+140
	Capias	CA	172	▲	+2.4%	+4
	Show Cause	SC	84	▲	+6.3%	+5
	Civil Violation	CV	54	▲	+5.9%	+3
	Total			2,248	▲	17.5%
Traffic	Infraction	I	3,492	▼	-23.9%	-1,099
	Misdemeanor	M	975	▲	+6.8%	+62
	Capias	CA	67	▲	+17.5%	+10
	Felony	F	31	▲	+244.4%	+22
	Show Cause	SC	10	▲	+11.1%	+1
	Restricted Operators License	RL	5	▲	+66.7%	+2
	Civil Violation	CV	1	▲	-	+1
	Total			4,581	▼	-17.9%
Civil	Warrant in Debt	WD	2,023	▲	+1.5%	+30
	Garnishment	GA	922	▼	-9.5%	-97
	Unlawful Detainer	UD	667	▲	+23.7%	+128
	Bond Forfeiture	BF	116	▲	+81.3%	+52
	Admin License	AL	115	▲	+32.2%	+28
	Other	OT	94	▼	-12.1%	-13
	Show Cause	SC	76	▲	+81.0%	+34
	Impoundment	IM	67	▲	+11.7%	+7
	Abstract	AJ	51	▼	-16.4%	-10
	Preliminary Protective Order	PP	33	▼	-37.7%	-20
	Detinue	DT	19	▼	-74.7%	-56
	Protective Order	PO	15	▼	-25.0%	-5
	Interrogatory	IN	13	▲	+18.2%	+2
	Capias	CA	3	▲	+200.0%	+2
	Overweight	OC	1	↔	-	-
	Counter Claim	CC	0	▼	-100.0%	-2
	Motion for Judgment	MJ	0	▼	-100.0%	-1
	Petition-Restore Arms	PR	0	▼	-100.0%	-2
	Tenants Assertion	TA	0	▼	-100.0%	-2
Total			4,215	▲	1.8%	+75
Civil Commitments	Mental Commitment	MC	468	▼	-3.1%	-15
	Other	OT	121	▲	+15.2%	+16
	Emergency Custody Order	EC	103	▲	+8.4%	+8
	Temporary Detention Order	TD	92	▼	-18.6%	-21
	Medical Emergency Temporary Detention Order	MT	1	▲	-	+1
	Petition	PT	0	▼	-100.0%	-1
Total			785	▼	-1.5%	-12
GRAND TOTAL			11,829	▼	-4.9%	-603

Filings by Major Case Category**

Category	Summary	Change	% Change	Absolute Change
Felony	603	▲	+36.7%	+162
Garnishment	935	▲	-9.2%	-95
General Civil	2,069	▼	-1.5%	-32

* Compared to same time period as previous year



** Case Type Categories are defined in the 2017 Virginia Judicial Workload Assessment

CPSS - GCMS CASELOAD STATISTICS OF THE GENERAL DISTRICT COURTS
 January 2024 thru August 2024 Filings (Compared to January 2023 thru August 2023)

Infraction/Civil Violation	3,548	▲	-23.6%	-1,095
Involuntary Civil Commitments	121	▼	+14.2%	+15
Landlord /Tenant	667	▼	+23.3%	+126
Misdemeanor	2,346	▲	+11.8%	+247
Other	1,492	▲	+6.7%	+94
Protective Orders	48	▼	-34.2%	-25
GRAND TOTAL	11,829	▼	-4.9%	-603

* Compared to same time period as previous year

** Case Type Categories are defined in the 2017 Virginia Judicial Workload Assessment
 Source: SCV-SQL-Information

2024 Overall GRAND TOTAL		Distribution of Caseload			Change*		Percentage (%) of Caseload		
16,261	+2,432	Criminal	2,198	14%	3.5% ▲	+74	Criminal	2023	2024
		Traffic	9,926	61%	22.2% ▲	+1,805	Traffic	15.4%	13.5%
2024 		Civil	4,062	25%	15.3% ▲	+539	Civil	58.7%	61.0%
2023 		Civil Commitments	75	0%	23.0% ▲	+14	Civil Commitments	25.5%	25.0%
		GRAND TOTAL	16,261	100%	17.6% ▲	+2,432	GRAND TOTAL	0.4%	0.5%
							GRAND TOTAL	100%	100%

Filings by Division & Code

Division	Case Type Description	Code	Summary	Change	% Change	Absolute Change
Criminal	Misdemeanor	M	1,198	▲	+9.5%	+104
	Felony	F	660	▼	-6.0%	-42
	Capias	CA	192	▲	+2.1%	+4
	Show Cause	SC	88	▼	-4.3%	-4
	Civil Violation	CV	60	▲	+25.0%	+12
	Total			2,198	▲	3.5%
Traffic	Infraction	I	6,312	▲	+13.3%	+742
	Misdemeanor	M	3,428	▲	+43.3%	+1,035
	Capias	CA	110	▲	+26.4%	+23
	Felony	F	36	▲	+12.5%	+4
	Show Cause	SC	26	▲	+100.0%	+13
	Restricted Operators License	RL	14	▼	-44.0%	-11
	Civil Violation	CV	0	▼	-100.0%	-1
	Total			9,926	▲	22.2%
Civil	Warrant in Debt	WD	1,953	▲	+36.6%	+523
	Garnishment	GA	1,131	▼	-8.7%	-108
	Unlawful Detainer	UD	317	▲	+8.6%	+25
	Other	OT	112	▲	+25.8%	+23
	Preliminary Protective Order	PP	88	▲	+14.3%	+11
	Show Cause	SC	81	▲	+58.8%	+30
	Admin License	AL	80	▲	+23.1%	+15
	Bond Forfeiture	BF	72	▼	-11.1%	-9
	Protective Order	PO	67	▲	+17.5%	+10
	Impoundment	IM	48	▲	+11.6%	+5
	Detinue	DT	29	▲	+45.0%	+9
	Abstract	AJ	26	↔		-
	Interrogatory	IN	25	▲	+108.3%	+13
	Motion for Judgment	MJ	25	▼	-16.7%	-5
	Counter Claim	CC	3	↔		-
	Tenants Assertion	TA	3	▼	-25.0%	-1
	Capias	CA	1	▲	-	+1
	Interrogatory-Not	IC	1	▲	-	+1
	Mechanic's Lien	ML	0	▼	-100.0%	-1
	Petition-Restore Arms	PR	0	▼	-100.0%	-2
	Third Party Claim	TH	0	▼	-100.0%	-1
Total			4,062	▲	15.3%	+539
Civil Commitments	Temporary Detention Order	TD	55	▲	+31.0%	+13
	Emergency Custody Order	EC	15	↔		-
	Mental Commitment	MC	5	▲	+66.7%	+2
	Other	OT	0	▼	-100.0%	-1
Total			75	▲	23.0%	+14
GRAND TOTAL			16,261	▲	17.6%	+2,432

Filings by Major Case Category**

Category	Summary	Change	% Change	Absolute Change
Felony	696	▲	-5.2%	-38
Garnishment	1,156	▲	-7.6%	-95
General Civil	2,023	▼	+34.6%	+520

* Compared to same time period as previous year

** Case Type Categories are defined in the 2017 Virginia Judicial Workload Assessment

CPSS - GCMS CASELOAD STATISTICS OF THE GENERAL DISTRICT COURTS

January 2024 thru August 2024 Filings (Compared to January 2023 thru August 2023)



Hanover

District: 15 FIPS: 085

Infraction/Civil Violation	6,372	▼	+13.4%	+753
Involuntary Civil Commitments	0	▼	-100.0%	-1
Landlord /Tenant	320	▼	+8.1%	+24
Misdemeanor	4,640	▲	+32.1%	+1,128
Other	899	▲	+15.4%	+120
Protective Orders	155	▲	+15.7%	+21
GRAND TOTAL	16,261	▲	17.6%	+2,432

* Compared to same time period as previous year

** Case Type Categories are defined in the 2017 Virginia Judicial Workload Assessment
Source: SCV-SQL-Information

2024 Overall GRAND TOTAL		Distribution of Caseload			Change*		Percentage (%) of Caseload		
4,872	-2,103	Criminal	659	14%	0.6% ▲	+4	Criminal	2023 9.4%	2024 13.5%
		Traffic	3,407	70%	-39.3% ▼	-2,203	Traffic	80.4%	69.9%
		Civil	779	16%	16.1% ▲	+108	Civil	9.6%	16.0%
		Civil Commitments	27	1%	-30.8% ▼	-12	Civil Commitments	0.6%	0.6%
		GRAND TOTAL	4,872	100%	-30.2% ▼	-2,103	GRAND TOTAL	100%	100%

Filings by Division & Code

Division	Case Type Description	Code	Summary	Change	% Change	Absolute Change
Criminal	Misdemeanor	M	386	▼	-1.0%	-4
	Felony	F	140	▼	-2.1%	-3
	Civil Violation	CV	49	▼	-19.7%	-12
	Capias	CA	42	▲	+2.4%	+1
	Show Cause	SC	42	▲	+110.0%	+22
	Total			659	▲	0.6%
Traffic	Infraction	I	2,763	▼	-42.5%	-2,045
	Misdemeanor	M	593	▼	-21.8%	-165
	Felony	F	26	▲	+13.0%	+3
	Capias	CA	16	▲	+14.3%	+2
	Show Cause	SC	7	▲	+16.7%	+1
	Civil Violation	CV	1	↔	-	-
	Restricted Operators License	RL	1	▲	-	+1
	Total			3,407	▼	-39.3%
Civil	Warrant in Debt	WD	327	▲	+44.1%	+100
	Garnishment	GA	148	▲	+0.7%	+1
	Unlawful Detainer	UD	114	▲	+2.7%	+3
	Admin License	AL	76	▲	+18.8%	+12
	Other	OT	27	▼	-25.0%	-9
	Protective Order	PO	16	▲	+33.3%	+4
	Preliminary Protective Order	PP	15	▼	-16.7%	-3
	Show Cause	SC	15	▲	+15.4%	+2
	Overweight	OC	14	▲	+133.3%	+8
	Impoundment	IM	9	↔	-	-
	Abstract	AJ	7	▲	+133.3%	+4
	Interrogatory	IN	6	▼	-25.0%	-2
	Motion for Judgment	MJ	2	▼	-71.4%	-5
	Tenants Assertion	TA	2	▼	-33.3%	-1
	Detinue	DT	1	▼	-83.3%	-5
Capias	CA	0	▼	-100.0%	-1	
Total			779	▲	16.1%	+108
Civil Commitments	Temporary Detention Order	TD	23	▼	-14.8%	-4
	Emergency Custody Order	EC	3	▼	-75.0%	-9
	Mental Commitment	MC	1	▲	-	+1
Total			27	▼	-30.8%	-12
GRAND TOTAL			4,872	▼	-30.2%	-2,103

Filings by Major Case Category**

Category	Summary	Change	% Change	Absolute Change
Felony	166	▲		0
Garnishment	154	▼	-0.6%	-1
General Civil	334	▼	+36.3%	+89
Infraction/Civil Violation	2,827	▲	-42.0%	-2,049
Landlord /Tenant	116	▼	+1.8%	+2
Misdemeanor	980	▲	-14.6%	-168
Other	264	▲	+9.5%	+23
Protective Orders	31	▲	+3.3%	+1

* Compared to same time period as previous year



** Case Type Categories are defined in the 2017 Virginia Judicial Workload Assessment

CPSS - GCMS CASELOAD STATISTICS OF THE GENERAL DISTRICT COURTS
January 2024 thru August 2024 Filings (Compared to January 2023 thru August 2023)

<i>GRAND TOTAL</i>	4,872	▼	-30.2%	-2,103
---------------------------	--------------	---	--------	--------

* Compared to same time period as previous year

** Case Type Categories are defined in the 2017 Virginia Judicial Workload Assessment
Source: SCV-SQL-Information

2024 Overall GRAND TOTAL		Distribution of Caseload			Change*		Percentage (%) of Caseload		
1,854	-313	Criminal	398	21%	11.5% ▲	+41	Criminal	2023	2024
		Traffic	976	53%	-28.1% ▼	-381	Traffic	16.5%	21.5%
		Civil	443	24%	11.3% ▲	+45	Civil	62.6%	52.6%
		Civil Commitments	37	2%	-32.7% ▼	-18	Civil Commitments	18.4%	23.9%
		GRAND TOTAL	1,854	100%	-14.4% ▼	-313	GRAND TOTAL	2.5%	2.0%
							GRAND TOTAL	100%	100%

Filings by Division & Code

Division	Case Type Description	Code	Summary	Change	% Change	Absolute Change
Criminal	Misdemeanor	M	299	▲	+16.3%	+42
	Felony	F	61	▲	+32.6%	+15
	Capias	CA	19	▼	-5.0%	-1
	Show Cause	SC	11	▼	-60.7%	-17
	Civil Violation	CV	8	▲	+33.3%	+2
	Total			398	▲	11.5%
Traffic	Infraction	I	823	▼	-28.0%	-320
	Misdemeanor	M	143	▼	-26.3%	-51
	Felony	F	4	▲	+33.3%	+1
	Show Cause	SC	3	▼	-62.5%	-5
	Capias	CA	2	▼	-75.0%	-6
	Restricted Operators License	RL	1	↔		-
	Total			976	▼	-28.1%
Civil	Warrant in Debt	WD	200	▲	+18.3%	+31
	Garnishment	GA	91	▲	+11.0%	+9
	Unlawful Detainer	UD	45	▲	+4.7%	+2
	Other	OT	36	▲	+12.5%	+4
	Admin License	AL	19	▼	-9.5%	-2
	Detinue	DT	17	▲	+112.5%	+9
	Preliminary Protective Order	PP	16	▼	-30.4%	-7
	Interrogatory	IN	7	▲	+75.0%	+3
	Abstract	AJ	3	▲	+200.0%	+2
	Impoundment	IM	3	▲	+200.0%	+2
	Show Cause	SC	3	▼	-62.5%	-5
	Tenants Assertion	TA	2	↔		-
	Capias	CA	1	▲	-	+1
	Overweight	OC	0	▼	-100.0%	-1
	Protective Order	PO	0	▼	-100.0%	-3
	Total			443	▲	11.3%
Civil Commitments	Mental Commitment	MC	18	▼	-35.7%	-10
	Temporary Detention Order	TD	11	▼	-26.7%	-4
	Emergency Custody Order	EC	4	▼	-42.9%	-3
	Other	OT	4	▼	-20.0%	-1
Total			37	▼	-32.7%	-18
GRAND TOTAL			1,854	▼	-14.4%	-313

Filings by Major Case Category**

Category	Summary	Change	% Change	Absolute Change
Felony	65	▲	+32.7%	+16
Garnishment	98	▲	+14.0%	+12
General Civil	224	▲	+24.4%	+44
Infraction/Civil Violation	831	▼	-27.7%	-319
Involuntary Civil Commitments	4	▼	-20.0%	-1
Landlord /Tenant	47	▲	+4.4%	+2
Misdemeanor	443	▼	-2.0%	-9
Other	126	▲	-27.6%	-48
Protective Orders	16	▼	-38.5%	-10

* Compared to same time period as previous year


** Case Type Categories are defined in the 2017 Virginia Judicial Workload Assessment

CPSS - GCMS CASELOAD STATISTICS OF THE GENERAL DISTRICT COURTS
January 2024 thru August 2024 Filings (Compared to January 2023 thru August 2023)

<i>GRAND TOTAL</i>	1,854	▼	-14.4%	-313
---------------------------	--------------	---	--------	------

* Compared to same time period as previous year

** Case Type Categories are defined in the 2017 Virginia Judicial Workload Assessment
Source: SCV-SQL-Information

2024 Overall GRAND TOTAL		Distribution of Caseload		Change*		Percentage (%) of Caseload			
1,112	-450	Criminal	245	22%	-34.7% ▼	-130	Criminal	2023	2024
		Traffic	569	51%	-39.1% ▼	-366	Traffic	59.9%	51.2%
		Civil	288	26%	16.6% ▲	+41	Civil	15.8%	25.9%
		Civil Commitments	10	1%	100.0% ▲	+5	Civil Commitments	0.3%	0.9%
		GRAND TOTAL	1,112	100%	-28.8% ▼	-450	GRAND TOTAL	100%	100%

Filings by Division & Code

Division	Case Type Description	Code	Summary	Change	% Change	Absolute Change
Criminal	Misdemeanor	M	169	▼	-29.9%	-72
	Felony	F	47	▼	-53.9%	-55
	Show Cause	SC	13	▲	+85.7%	+6
	Civil Violation	CV	8	▼	-33.3%	-4
	Capias	CA	7	▼	-41.7%	-5
	Motion	MO	1	↔		-
	Total			245	▼	-34.7%
Traffic	Infraction	I	414	▼	-44.4%	-331
	Misdemeanor	M	144	▼	-20.9%	-38
	Show Cause	SC	6	▲	+100.0%	+3
	Felony	F	3	↔		-
	Capias	CA	2	▲	-	+2
	Restricted Operators License	RL	0	▼	-100.0%	-2
	Total			569	▼	-39.1%
Civil	Warrant in Debt	WD	147	▲	+63.3%	+57
	Garnishment	GA	55	▼	-6.8%	-4
	Other	OT	24	▼	+33.3%	+6
	Unlawful Detainer	UD	21	▼	-22.2%	-6
	Protective Order	PO	12	▲	+1,100.0%	+11
	Preliminary Protective Order	PP	11	▲	+120.0%	+6
	Admin License	AL	5	▼	-61.5%	-8
	Detinue	DT	3	▲	+50.0%	+1
	Abstract	AJ	2	▼	-50.0%	-2
	Impoundment	IM	2	▼	-71.4%	-5
	Interrogatory	IN	2	▼	-71.4%	-5
	Bond Forfeiture	BF	1	▼	-80.0%	-4
	Motion for Judgment	MJ	1	↔		-
	Show Cause	SC	1	▼	-85.7%	-6
Tenants Assertion	TA	1	↔		-	
Total			288	▲	16.6%	+41
Civil Commitments	Temporary Detention Order	TD	9	▲	+125.0%	+5
	Emergency Custody Order	EC	1	↔		-
Total			10	▲	100.0%	+5
GRAND TOTAL			1,112	▼	-28.8%	-450

Filings by Major Case Category**

Category	Summary	Change	% Change	Absolute Change
Felony	50	▼	-52.4%	-55
Garnishment	57	▼	-13.6%	-9
General Civil	151	▲	+55.7%	+54
Infraction/Civil Violation	422	▼	-44.3%	-335
Landlord /Tenant	22	▼	-21.4%	-6
Misdemeanor	313	▼	-26.4%	-112
Other	74	▲	-5.1%	-4
Protective Orders	23	▲	+283.3%	+17
GRAND TOTAL	1,112	▼	-28.8%	-450

* Compared to same time period as previous year

** Case Type Categories are defined in the 2017 Virginia Judicial Workload Assessment

Source: SCV-SQL-Information

* Compared to same time period as previous year

** Case Type Categories are defined in the 2017 Virginia Judicial Workload Assessment
Source: SCV-SQL-Information

2024 Overall GRAND TOTAL		Distribution of Caseload			Change*		Percentage (%) of Caseload		
2,352	-44	Criminal	274	12%	45.7% ▲	+86	Criminal	2023 7.8%	2024 11.6%
		Traffic	879	37%	-22.6% ▼	-256	Traffic	47.4%	37.4%
2024		Civil	1,193	51%	11.9% ▲	+127	Civil	44.5%	50.7%
2023		Civil Commitments	6	0%	-14.3% ▼	-1	Civil Commitments	0.3%	0.3%
		GRAND TOTAL	2,352	100%	-1.8% ▼	-44	GRAND TOTAL	100%	100%

Filings by Division & Code

Division	Case Type Description	Code	Summary	Change	% Change	Absolute Change
Criminal	Misdemeanor	M	164	▲	+49.1%	+54
	Felony	F	84	▲	+140.0%	+49
	Capias	CA	13	▼	-40.9%	-9
	Show Cause	SC	9	▼	-40.0%	-6
	Civil Violation	CV	2	▼	-66.7%	-4
	Restricted Operators License	RL	2	▲	-	+2
	Total			274	▲	45.7%
Traffic	Infraction	I	750	▼	-22.7%	-220
	Misdemeanor	M	127	▼	-20.6%	-33
	Felony	F	2	↔	-	-
	Capias	CA	0	▼	-100.0%	-1
	Civil Violation	CV	0	▼	-100.0%	-1
	Show Cause	SC	0	▼	-100.0%	-1
	Total			879	▼	-22.6%
Civil	Warrant in Debt	WD	1,080	▲	+13.6%	+129
	Garnishment	GA	45	▼	-6.3%	-3
	Unlawful Detainer	UD	31	▲	+10.7%	+3
	Other	OT	14	▼	-12.5%	-2
	Admin License	AL	6	▼	-33.3%	-3
	Preliminary Protective Order	PP	5	↔	-	-
	Detinue	DT	4	▲	-	+4
	Counter Claim	CC	2	▲	-	+2
	Show Cause	SC	2	▲	+100.0%	+1
	Abstract	AJ	1	▲	-	+1
	Impoundment	IM	1	▼	-80.0%	-4
	Interrogatory	IN	1	↔	-	-
	Motion for Judgment	MJ	1	▲	-	+1
	Protective Order	PO	0	▼	-100.0%	-1
	Restricted Operators License	RL	0	▼	-100.0%	-1
Total			1,193	▲	11.9%	+127
Civil Commitments	Temporary Detention Order	TD	6	↔	-	-
	Emergency Custody Order	EC	0	▼	-100.0%	-1
	Total		6	▼	-14.3%	-1
GRAND TOTAL			2,352	▼	-1.8%	-44

Filings by Major Case Category**

Category	Summary	Change	% Change	Absolute Change
Felony	86	▲	+132.4%	+49
Garnishment	46	▼	-6.1%	-3
General Civil	1,088	▲	+13.7%	+131
Infraction/Civil Violation	752	▼	-23.0%	-225
Landlord /Tenant	31	▲	+10.7%	+3
Misdemeanor	293	▲	+8.1%	+22
Other	51	▲	-28.2%	-20
Protective Orders	5	▼	-16.7%	-1
GRAND TOTAL	2,352	▼	-1.8%	-44

* Compared to same time period as previous year

** Case Type Categories are defined in the 2017 Virginia Judicial Workload Assessment
 Source: SCV-SQL-Information

* Compared to same time period as previous year

** Case Type Categories are defined in the 2017 Virginia Judicial Workload Assessment
Source: SCV-SQL-Information

2024 Overall GRAND TOTAL		Distribution of Caseload			Change*		Percentage (%) of Caseload		
19,102	+2,529	Criminal	2,577	13%	0.7% ▲	+19	Criminal	2023	2024
		Traffic	9,907	52%	25.2% ▲	+1,994	Traffic	15.4%	13.5%
2024		Civil	6,359	33%	9.5% ▲	+552	Civil	47.7%	51.9%
2023		Civil Commitments	259	1%	-12.2% ▼	-36	Civil Commitments	35.0%	33.3%
		GRAND TOTAL	19,102	100%	15.3% ▲	+2,529	GRAND TOTAL	100%	100%

Filings by Division & Code

Division	Case Type Description	Code	Summary	Change	% Change	Absolute Change
Criminal	Misdemeanor	M	1,601	▲	+8.5%	+125
	Felony	F	663	▼	-11.6%	-87
	Capias	CA	210	▼	-9.1%	-21
	Civil Violation	CV	61	▼	-9.0%	-6
	Show Cause	SC	42	▲	+23.5%	+8
	Total			2,577	▲	0.7%
Traffic	Infraction	I	7,702	▲	+26.9%	+1,632
	Misdemeanor	M	2,131	▲	+19.9%	+354
	Capias	CA	50	▲	+51.5%	+17
	Felony	F	18	▼	-28.0%	-7
	Show Cause	SC	5	▼	-16.7%	-1
	Civil Violation	CV	1	▼	-50.0%	-1
	Total			9,907	▲	25.2%
Civil	Warrant in Debt	WD	3,193	▲	+22.3%	+582
	Garnishment	GA	1,487	▲	+2.9%	+42
	Unlawful Detainer	UD	833	▼	-6.5%	-58
	Other	OT	161	▲	+47.7%	+52
	Preliminary Protective Order	PP	130	▼	-8.5%	-12
	Admin License	AL	105	▼	-13.2%	-16
	Protective Order	PO	89	▼	-15.2%	-16
	Show Cause	SC	87	▲	+33.8%	+22
	Interrogatory	IN	67	▲	+34.0%	+17
	Detinue	DT	49	▼	-27.9%	-19
	Abstract	AJ	48	▼	-27.3%	-18
	Impoundment	IM	43	▼	-30.6%	-19
	Motion for Judgment	MJ	38	▼	-15.6%	-7
	Counter Claim	CC	10	▲	+42.9%	+3
	Capias	CA	7	▲	+133.3%	+4
	Bond Forfeiture	BF	5	▼	-16.7%	-1
	Petition-Restore Arms	PR	4	▲	+100.0%	+2
	Tenants Assertion	TA	2	▼	-50.0%	-2
	Overweight	OC	1	↔		-
	Cross Claim	CR	0	▼	-100.0%	-1
	Restricted Operators License	RL	0	▼	-100.0%	-1
	Third Party Claim	TH	0	▼	-100.0%	-2
Total			6,359	▲	9.5%	+552
Civil Commitments	Temporary Detention Order	TD	153	▼	-10.5%	-18
	Emergency Custody Order	EC	64	▼	-9.9%	-7
	Mental Commitment	MC	38	▼	-15.6%	-7
	Other	OT	4	▼	-50.0%	-4
	Total			259	▼	-12.2%
GRAND TOTAL			19,102	▲	15.3%	+2,529

Filings by Major Case Category**

Category	Summary	Change	% Change	Absolute Change
Felony	681	▼	-12.1%	-94
Garnishment	1,554	▲	+3.9%	+59
General Civil	3,302	▲	+21.0%	+574

* Compared to same time period as previous year

** Case Type Categories are defined in the 2017 Virginia Judicial Workload Assessment

Source: SCV-SQL-Information

CPSS - GCMS CASELOAD STATISTICS OF THE GENERAL DISTRICT COURTS
 January 2024 thru August 2024 Filings (Compared to January 2023 thru August 2023)

Infraction/Civil Violation	7,765	▼	+26.5%	+1,625
Involuntary Civil Commitments	4	▼	-50.0%	-4
Landlord /Tenant	835	▼	-6.7%	-60
Misdemeanor	3,732	▼	+14.7%	+478
Other	1,010	▼	-2.0%	-21
Protective Orders	219	▼	-11.3%	-28
GRAND TOTAL	19,102	▲	15.3%	+2,529

* Compared to same time period as previous year


** Case Type Categories are defined in the 2017 Virginia Judicial Workload Assessment
 Source: SCV-SQL-Information

CPSS - GCMS CASELOAD STATISTICS OF THE GENERAL DISTRICT COURTS

January 2024 thru August 2024 Filings (Compared to January 2023 thru August 2023)

Stafford

District: 15 FIPS: 179

2024 Overall GRAND TOTAL		Distribution of Caseload			Change*		Percentage (%) of Caseload		
19,311	+1,959	Criminal	3,865	20%	-1.2% ▼	-47	Criminal	2023	2024
		Traffic	9,285	48%	10.9% ▲	+914	Traffic	48.2%	48.1%
2024		Civil	5,971	31%	21.0% ▲	+1,038	Civil	28.4%	30.9%
2023		Civil Commitments	190	1%	39.7% ▲	+54	Civil Commitments	0.8%	1.0%
		GRAND TOTAL	19,311	100%	11.3% ▲	+1,959	GRAND TOTAL	100%	100%

Filings by Division & Code

Division	Case Type Description	Code	Summary	Change	% Change	Absolute Change
Criminal	Misdemeanor	M	2,152	▲	+2.9%	+60
	Felony	F	1,061	▼	-17.4%	-224
	Capias	CA	433	▲	+23.0%	+81
	Civil Violation	CV	114	▲	+10.7%	+11
	Show Cause	SC	105	▲	+31.3%	+25
	Total			3,865	▼	-1.2%
Traffic	Infraction	I	6,946	▲	+10.8%	+675
	Misdemeanor	M	2,172	▲	+13.8%	+263
	Felony	F	86	▼	-6.5%	-6
	Capias	CA	58	▼	-3.3%	-2
	Civil Violation	CV	18	▼	-40.0%	-12
	Show Cause	SC	5	▼	-44.4%	-4
Total			9,285	▲	10.9%	+914
Civil	Warrant in Debt	WD	2,509	▲	+32.3%	+612
	Garnishment	GA	1,451	▲	+27.5%	+313
	Unlawful Detainer	UD	910	▲	+13.2%	+106
	Admin License	AL	198	▼	-7.9%	-17
	Impoundment	IM	188	▲	+12.6%	+21
	Other	OT	158	▼	-14.1%	-26
	Show Cause	SC	154	▼	-1.3%	-2
	Preliminary Protective Order	PP	110	▲	+15.8%	+15
	Interrogatory	IN	62	▼	-20.5%	-16
	Abstract	AJ	53	▼	-39.8%	-35
	Bond Forfeiture	BF	52	▲	+57.6%	+19
	Motion for Judgment	MJ	45	▲	+66.7%	+18
	Protective Order	PO	29	▲	+11.5%	+3
	Zoning Violation	ZO	16	▲	-	+16
	Tenants Assertion	TA	13	▲	+116.7%	+7
	Detinue	DT	9	▼	-18.2%	-2
	Capias	CA	6	▲	+50.0%	+2
	Counter Claim	CC	2	▼	-50.0%	-2
	Overweight	OC	2	▲	-	+2
	Restricted Operators License	RL	2	▲	-	+2
	Attachment	AT	1	▲	-	+1
Petition-Restore Arms	PR	1	▲	-	+1	
Total			5,971	▲	21.0%	+1,038
Civil Commitments	Temporary Detention Order	TD	119	▲	+70.0%	+49
	Emergency Custody Order	EC	70	▲	+7.7%	+5
	Mental Commitment	MC	1	▲	-	+1
	Medical Emergency Temporary Detention Order	MT	0	▼	-100.0%	-1
Total			190	▲	39.7%	+54
GRAND TOTAL			19,311	▲	11.3%	+1,959

Filings by Major Case Category**

Category	Summary	Change	% Change	Absolute Change
Felony	1,147	▼	-16.7%	-230
Garnishment	1,513	▲	+24.4%	+297
General Civil	2,608	▲	+32.1%	+634

* Compared to same time period as previous year

** Case Type Categories are defined in the 2017 Virginia Judicial Workload Assessment

Source: SCV-SQL-Information

CPSS - GCMS CASELOAD STATISTICS OF THE GENERAL DISTRICT COURTS

Stafford



January 2024 thru August 2024 Filings (Compared to January 2023 thru August 2023)

District: 15 FIPS: 179

Infraction/Civil Violation	7,080	▲	+10.6%	+676
Landlord /Tenant	923	▲	+14.0%	+113
Misdemeanor	4,342	▲	+8.5%	+341
Other	1,559	▲	+7.6%	+110
Protective Orders	139	▲	+14.9%	+18
GRAND TOTAL	19,311	▲	11.3%	+1,959

* Compared to same time period as previous year

** Case Type Categories are defined in the 2017 Virginia Judicial Workload Assessment
Source: SCV-SQL-Information

2024 Overall GRAND TOTAL		Distribution of Caseload			Change*		Percentage (%) of Caseload		
3,232	-170	Criminal	388	12%	21.6% ▲	+69	Criminal	2023 9.4%	2024 12.0%
		Traffic	2,127	66%	-16.0% ▼	-405	Traffic	74.4%	65.8%
2024 		Civil	683	21%	28.9% ▲	+153	Civil	15.6%	21.1%
2023 		Civil Commitments	34	1%	61.9% ▲	+13	Civil Commitments	0.6%	1.1%
		GRAND TOTAL	3,232	100%	-5.0% ▼	-170	GRAND TOTAL	100%	100%

Filings by Division & Code

Division	Case Type Description	Code	Summary	Change	% Change	Absolute Change
Criminal	Misdemeanor	M	279	▲	+40.9%	+81
	Felony	F	81	▼	-11.0%	-10
	Capias	CA	15	▲	+7.1%	+1
	Show Cause	SC	7	▲	+16.7%	+1
	Civil Violation	CV	6	▼	-40.0%	-4
	Total			388	▲	21.6%
Traffic	Infraction	I	1,714	▼	-21.3%	-463
	Misdemeanor	M	365	▲	+22.1%	+66
	Capias	CA	20	↔	-	-
	Felony	F	12	▲	+33.3%	+3
	Show Cause	SC	11	▼	-52.2%	-12
	Civil Violation	CV	5	▲	+25.0%	+1
	Total			2,127	▼	-16.0%
Civil	Warrant in Debt	WD	340	▲	+70.0%	+140
	Garnishment	GA	118	▼	-16.3%	-23
	Unlawful Detainer	UD	81	▲	+14.1%	+10
	Impoundment	IM	41	▼	-8.9%	-4
	Other	OT	40	▲	+25.0%	+8
	Admin License	AL	32	▲	+45.5%	+10
	Protective Order	PO	16	▲	+100.0%	+8
	Preliminary Protective Order	PP	6	▲	+100.0%	+3
	Interrogatory	IN	4	▲	-	+4
	Show Cause	SC	3	▲	-	+3
	Abstract	AJ	1	▼	-83.3%	-5
	Detinue	DT	1	↔	-	-
	Motion for Judgment	MJ	0	▼	-100.0%	-1
	Total			683	▲	28.9%
Civil Commitments	Temporary Detention Order	TD	31	▲	+82.4%	+14
	Emergency Custody Order	EC	3	▼	-25.0%	-1
	Total		34	▲	61.9%	+13
GRAND TOTAL			3,232	▼	-5.0%	-170

Filings by Major Case Category**



Category	Summary	Change	% Change	Absolute Change
Felony	93	▲	-7.0%	-7
Garnishment	122	▲	-13.5%	-19
General Civil	347	▼	+66.8%	+139
Infraction/Civil Violation	1,725	▼	-21.3%	-466
Landlord /Tenant	81	▲	+14.1%	+10
Misdemeanor	644	▲	+29.6%	+147
Other	198	▲	+8.2%	+15
Protective Orders	22	▲	+100.0%	+11
GRAND TOTAL		3,232	▼	-5.0%

* Compared to same time period as previous year

** Case Type Categories are defined in the 2017 Virginia Judicial Workload Assessment

CPSS - GCMS CASELOAD STATISTICS OF THE GENERAL DISTRICT COURTS

January 2024 thru August 2024 Filings (Compared to January 2023 thru August 2023)

2024 Overall GRAND TOTAL		Distribution of Caseload			Change*		Percentage (%) of Caseload		
12,178	-1,047	Criminal	1,724	14%	8.5% ▲	+135	Criminal	2023	2024
		Traffic	6,205	51%	-18.7% ▼	-1,426	Traffic	12.0%	14.2%
		Civil	4,083	34%	6.7% ▲	+256	Civil	57.7%	51.0%
		Civil Commitments	166	1%	-6.7% ▼	-12	Civil Commitments	28.9%	33.5%
		GRAND TOTAL	12,178	100%	-7.9% ▼	-1,047	GRAND TOTAL	1.3%	1.4%
							GRAND TOTAL	100%	100%

Filings by Division & Code

Division	Case Type Description	Code	Summary	Change	% Change	Absolute Change
Criminal	Misdemeanor	M	957	▲	+8.0%	+71
	Felony	F	374	▲	+9.0%	+31
	Capias	CA	171	▼	-2.3%	-4
	Show Cause	SC	161	▲	+5.9%	+9
	Civil Violation	CV	60	▲	+81.8%	+27
	Restricted Operators License	RL	1	▲	-	+1
	Total			1,724	▲	8.5%
Traffic	Infraction	I	4,955	▼	-19.3%	-1,188
	Misdemeanor	M	1,137	▼	-17.4%	-240
	Show Cause	SC	45	▲	+73.1%	+19
	Capias	CA	44	▼	-18.5%	-10
	Felony	F	20	▼	-33.3%	-10
	Civil Violation	CV	4	▲	+300.0%	+3
	Total			6,205	▼	-18.7%
Civil	Warrant in Debt	WD	1,555	▲	+17.8%	+235
	Garnishment	GA	1,014	▲	+27.9%	+221
	Unlawful Detainer	UD	832	▼	-7.6%	-68
	Other	OT	190	▲	+2.7%	+5
	Detinue	DT	110	▼	-45.0%	-90
	Protective Order	PO	86	▲	+7.5%	+6
	Preliminary Protective Order	PP	84	▼	-20.8%	-22
	Admin License	AL	56	▲	+14.3%	+7
	Interrogatory	IN	44	▼	-22.8%	-13
	Abstract	AJ	43	▲	+79.2%	+19
	Show Cause	SC	20	▼	-57.4%	-27
	Impoundment	IM	15	▼	-40.0%	-10
	Motion for Judgment	MJ	11	↔	-	-
	Counter Claim	CC	5	▼	-66.7%	-10
	Tenants Assertion	TA	5	▼	-16.7%	-1
	Zoning Violation	ZO	5	▼	-16.7%	-1
	Overweight	OC	3	▲	-	+3
	Bond Forfeiture	BF	2	▲	-	+2
	Distress Seizure	DS	1	▲	-	+1
	Petition to Require Blood Test	BT	1	▲	-	+1
	Petition-Restore Arms	PR	1	↔	-	-
	Capias	CA	0	▼	-100.0%	-2
	Total			4,083	▲	6.7%
Civil Commitments	Temporary Detention Order	TD	106	▼	-13.8%	-17
	Emergency Custody Order	EC	59	▲	+7.3%	+4
	Mental Commitment	MC	1	▲	-	+1
	Total			166	▼	-6.7%
GRAND TOTAL			12,178	▼	-7.9%	-1,047

Filings by Major Case Category**

Category	Summary	Change	% Change	Absolute Change
Felony	394	▼	+5.6%	+21
Garnishment	1,058	▲	+24.5%	+208
General Civil	1,744	▲	+10.0%	+159

* Compared to same time period as previous year

** Case Type Categories are defined in the 2017 Virginia Judicial Workload Assessment

CPSS - GCMS CASELOAD STATISTICS OF THE GENERAL DISTRICT COURTS

January 2024 thru August 2024 Filings (Compared to January 2023 thru August 2023)

Infraction/Civil Violation	5,022	▲	-18.7%	-1,155
Landlord /Tenant	837	▼	-7.6%	-69
Misdemeanor	2,100	▲	-7.4%	-169
Other	853	▲	-3.0%	-26
Protective Orders	170	▼	-8.6%	-16
GRAND TOTAL	12,178	▼	-7.9%	-1,047

* Compared to same time period as previous year

** Case Type Categories are defined in the 2017 Virginia Judicial Workload Assessment
Source: SCV-SQL-Information

2024 Overall GRAND TOTAL		Distribution of Caseload		Change*		Percentage (%) of Caseload			
4,996	-420	Criminal	1,114	22%	-1.0% ▼	-11	Criminal	20.8%	22.3%
		Traffic	1,698	34%	-23.8% ▼	-531	Traffic	41.2%	34.0%
2024		Civil	1,645	33%	9.6% ▲	+144	Civil	27.7%	32.9%
2023		Civil Commitments	539	11%	-3.9% ▼	-22	Civil Commitments	10.4%	10.8%
		GRAND TOTAL	4,996	100%	-7.8% ▼	-420	GRAND TOTAL	100%	100%

Filings by Division & Code

Division	Case Type Description	Code	Summary	Change	% Change	Absolute Change
Criminal	Misdemeanor	M	658	▲	+2.8%	+18
	Felony	F	192	▼	-20.7%	-50
	Capias	CA	134	▲	+4.7%	+6
	Show Cause	SC	109	▲	+29.8%	+25
	Civil Violation	CV	21	▼	-32.3%	-10
	Total			1,114	▼	-1.0%
Traffic	Infraction	I	1,376	▼	-25.0%	-458
	Misdemeanor	M	279	▼	-25.2%	-94
	Show Cause	SC	21	▲	+133.3%	+12
	Capias	CA	20	▲	+81.8%	+9
	Felony	F	2	▲	-	+2
	Civil Violation	CV	0	▼	-100.0%	-1
	Other	O	0	▼	-100.0%	-1
Total			1,698	▼	-23.8%	-531
Civil	Warrant in Debt	WD	683	▲	+24.0%	+132
	Garnishment	GA	346	▲	+7.8%	+25
	Unlawful Detainer	UD	258	▲	+18.9%	+41
	Other	OT	156	▲	+4.7%	+7
	Preliminary Protective Order	PP	57	▼	-25.0%	-19
	Protective Order	PO	49	▼	-27.9%	-19
	Admin License	AL	31	▼	-29.5%	-13
	Abstract	AJ	15	▲	+1,400.0%	+14
	Interrogatory	IN	15	▼	-6.3%	-1
	Motion for Judgment	MJ	10	↔	-	-
	Show Cause	SC	9	▼	-47.1%	-8
	Impoundment	IM	6	▼	-45.5%	-5
	Tenants Assertion	TA	5	▲	+150.0%	+3
	Detinue	DT	4	▼	-69.2%	-9
	Counter Claim	CC	1	▼	-50.0%	-1
	Bond Forfeiture	BF	0	▼	-100.0%	-1
	Petition-Restore Arms	PR	0	▼	-100.0%	-1
Zoning Violation	ZO	0	▼	-100.0%	-1	
Total			1,645	▲	9.6%	+144
Civil Commitments	Mental Commitment	MC	226	▲	+32.2%	+55
	Temporary Detention Order	TD	132	▼	-27.5%	-50
	Emergency Custody Order	EC	111	▼	-17.8%	-24
	Other	OT	67	▼	-5.6%	-4
	Medical Emergency Temporary Detention Order	MT	3	▲	+200.0%	+2
	Medical Emergency Custody Order	ME	0	▼	-100.0%	-1
Total			539	▼	-3.9%	-22
GRAND TOTAL			4,996	▼	-7.8%	-420

Filings by Major Case Category**

Category	Summary	Change	% Change	Absolute Change
Felony	194	▲	-19.8%	-48
Garnishment	361	▲	+7.1%	+24
General Civil	733	▼	+19.2%	+118
Infraction/Civil Violation	1,397	▼	-25.2%	-470

* Compared to same time period as previous year



** Case Type Categories are defined in the 2017 Virginia Judicial Workload Assessment

CPSS - GCMS CASELOAD STATISTICS OF THE GENERAL DISTRICT COURTS
 January 2024 thru August 2024 Filings (Compared to January 2023 thru August 2023)

Involuntary Civil Commitments	67	▼	-5.6%	-4
Landlord /Tenant	263	▲	+20.1%	+44
Misdemeanor	937	▼	-7.6%	-77
Other	938	▲	+3.4%	+31
Protective Orders	106	▼	-26.4%	-38
GRAND TOTAL	4,996	▼	-7.8%	-420

* Compared to same time period as previous year

** Case Type Categories are defined in the 2017 Virginia Judicial Workload Assessment
 Source: SCV-SQL-Information

2024 Overall GRAND TOTAL		Distribution of Caseload			Change*		Percentage (%) of Caseload		
8,633	+594	Criminal	1,030	12%	-24.2% ▼	-328	Criminal	2023	2024
		Traffic	5,365	62%	10.1% ▲	+491	Traffic	16.9%	11.9%
		Civil	2,181	25%	26.1% ▲	+451	Civil	60.6%	62.1%
		Civil Commitments	57	1%	-26.0% ▼	-20	Civil Commitments	21.5%	25.3%
		GRAND TOTAL	8,633	100%	7.4% ▲	+594	GRAND TOTAL	100%	100%

Filings by Division & Code

Division	Case Type Description	Code	Summary	Change	% Change	Absolute Change
Criminal	Misdemeanor	M	522	▼	-22.8%	-154
	Felony	F	269	▼	-32.2%	-128
	Capias	CA	109	▼	-11.4%	-14
	Show Cause	SC	105	▼	-17.3%	-22
	Civil Violation	CV	25	▼	-28.6%	-10
	Total			1,030	▼	-24.2%
Traffic	Infraction	I	3,492	▲	+8.3%	+269
	Misdemeanor	M	1,511	▲	+13.8%	+183
	Show Cause	SC	156	▲	+0.6%	+1
	Capias	CA	141	▲	+19.5%	+23
	Felony	F	41	▲	+46.4%	+13
	Civil Violation	CV	21	▲	+23.5%	+4
	Restricted Operators License	RL	3	▼	-40.0%	-2
	Total			5,365	▲	10.1%
Civil	Warrant in Debt	WD	1,046	▲	+54.1%	+367
	Garnishment	GA	549	▲	+9.1%	+46
	Unlawful Detainer	UD	246	▲	+13.9%	+30
	Other	OT	66	▲	+40.4%	+19
	Impoundment	IM	47	▲	+20.5%	+8
	Admin License	AL	45	▼	-2.2%	-1
	Preliminary Protective Order	PP	34	▲	+3.0%	+1
	Detinue	DT	29	▼	-46.3%	-25
	Protective Order	PO	27	▲	+3.8%	+1
	Show Cause	SC	25	▲	+8.7%	+2
	Interrogatory	IN	21	▲	+23.5%	+4
	Abstract	AJ	17	▼	-19.0%	-4
	Bond Forfeiture	BF	17	▲	+21.4%	+3
	Overweight	OC	4	▲	-	+4
	Motion for Judgment	MJ	3	▼	-40.0%	-2
	Petition-Restore Arms	PR	2	▲	+100.0%	+1
	Capias	CA	1	▼	-66.7%	-2
	Restricted Operators License	RL	1	▲	-	+1
	Zoning Violation	ZO	1	▲	-	+1
	Counter Claim	CC	0	▼	-100.0%	-2
	Petition to Require Blood Test	BT	0	▼	-100.0%	-1
Total			2,181	▲	26.1%	+451
Civil Commitments	Temporary Detention Order	TD	42	▼	-32.3%	-20
	Emergency Custody Order	EC	15	↔	-	-
	Total		57	▼	-26.0%	-20
GRAND TOTAL			8,633	▲	7.4%	+594

Filings by Major Case Category**

Category	Summary	Change	% Change	Absolute Change
Felony	310	▲	-27.1%	-115
Garnishment	570	▲	+9.6%	+50
General Civil	1,096	▲	+45.9%	+345
Infraction/Civil Violation	3,542	▲	+8.2%	+267
Landlord /Tenant	246	▲	+13.9%	+30

* Compared to same time period as previous year

** Case Type Categories are defined in the 2017 Virginia Judicial Workload Assessment



CPSS - GCMS CASELOAD STATISTICS OF THE GENERAL DISTRICT COURTS

January 2024 thru August 2024 Filings (Compared to January 2023 thru August 2023)

Misdemeanor	2,038	▲	+1.4%	+29
Other	770	▼	-1.8%	-14
Protective Orders	61	▲	+3.4%	+2
GRAND TOTAL	8,633	▲	7.4%	+594

* Compared to same time period as previous year

** Case Type Categories are defined in the 2017 Virginia Judicial Workload Assessment
Source: SCV-SQL-Information

2024 Overall GRAND TOTAL		Distribution of Caseload			Change*		Percentage (%) of Caseload			
2,763	-740	Criminal	321	12%	-2.4%	▼	-8	Criminal	2023: 9.4%	2024: 11.6%
		Traffic	1,750	63%	-31.8%	▼	-816	Traffic	73.3%	63.3%
		Civil	655	24%	17.6%	▲	+98	Civil	15.9%	23.7%
		Civil Commitments	37	1%	-27.5%	▼	-14	Civil Commitments	1.5%	1.3%
		GRAND TOTAL	2,763	100%	-21.1%	▼	-740	GRAND TOTAL	100%	100%

Filings by Division & Code

Division	Case Type Description	Code	Summary	Change	% Change	Absolute Change
Criminal	Misdemeanor	M	182	▲	+14.5%	+23
	Felony	F	60	▼	-22.1%	-17
	Show Cause	SC	44	↔		-
	Capias	CA	21	▼	-27.6%	-8
	Civil Violation	CV	14	▼	-30.0%	-6
	Total			321	▼	-2.4%
Traffic	Infraction	I	1,364	▼	-37.4%	-814
	Misdemeanor	M	305	▼	-2.6%	-8
	Show Cause	SC	56	▲	+14.3%	+7
	Capias	CA	23	▲	+9.5%	+2
	Felony	F	2	▼	-50.0%	-2
	Civil Violation	CV	0	▼	-100.0%	-1
Total			1,750	▼	-31.8%	-816
Civil	Warrant in Debt	WD	355	▲	+51.1%	+120
	Garnishment	GA	158	▲	+23.4%	+30
	Impoundment	IM	41	▼	-48.8%	-39
	Other	OT	25	▼	+8.7%	+2
	Preliminary Protective Order	PP	21	▲	+110.0%	+11
	Unlawful Detainer	UD	13	▼	-60.6%	-20
	Admin License	AL	10	▼	-23.1%	-3
	Interrogatory	IN	9	▼	-25.0%	-3
	Protective Order	PO	9	▼	-10.0%	-1
	Show Cause	SC	7	▲	+40.0%	+2
	Detinue	DT	4	▼	-20.0%	-1
	Abstract	AJ	1	▲	-	+1
	Motion for Judgment	MJ	1	↔		-
	Petition-Restore Arms	PR	1	▲	-	+1
	Overweight	OC	0	▼	-100.0%	-1
	Tenants Assertion	TA	0	▼	-100.0%	-1
Total			655	▲	17.6%	+98
Civil Commitments	Temporary Detention Order	TD	16	▼	-44.8%	-13
	Mental Commitment	MC	13	▲	+8.3%	+1
	Emergency Custody Order	EC	8	▼	-20.0%	-2
Total			37	▼	-27.5%	-14
GRAND TOTAL			2,763	▼	-21.1%	-740

Filings by Major Case Category**

Category	Summary	Change	% Change	Absolute Change
Felony	62	▼	-23.5%	-19
Garnishment	167	▼	+19.3%	+27
General Civil	364	▲	+45.0%	+113
Infraction/Civil Violation	1,378	▼	-37.4%	-822
Landlord /Tenant	13	▼	-61.8%	-21
Misdemeanor	487	▲	+3.2%	+15
Other	262	▲	-14.1%	-43
Protective Orders	30	▲	+50.0%	+10
GRAND TOTAL	2,763	▼	-21.1%	-740

* Compared to same time period as previous year



** Case Type Categories are defined in the 2017 Virginia Judicial Workload Assessment

* Compared to same time period as previous year

** Case Type Categories are defined in the 2017 Virginia Judicial Workload Assessment
Source: SCV-SQL-Information

CPSS - GCMS CASELOAD STATISTICS OF THE GENERAL DISTRICT COURTS

January 2024 thru August 2024 Filings (Compared to January 2023 thru August 2023)

2024 Overall GRAND TOTAL		Distribution of Caseload			Change*		Percentage (%) of Caseload			
4,550	-209	Criminal	338	7%	-5.8%	▼	-21	Criminal	2023 7.5%	2024 7.4%
		Traffic	3,637	80%	-9.1%	▼	-362	Traffic	84.0%	79.9%
		Civil	567	12%	41.8%	▲	+167	Civil	8.4%	12.5%
		Civil Commitments	8	0%	700.0%	▲	+7	Civil Commitments	0.0%	0.2%
		GRAND TOTAL	4,550	100%	-4.4%	▼	-209	GRAND TOTAL	100%	100%

Filings by Division & Code

Division	Case Type Description	Code	Summary	Change	% Change	Absolute Change
Criminal	Misdemeanor	M	226	▼	-14.7%	-39
	Felony	F	57	▲	+72.7%	+24
	Civil Violation	CV	23	▼	-14.8%	-4
	Show Cause	SC	21	▲	+61.5%	+8
	Capias	CA	11	▼	-47.6%	-10
	Total			338	▼	-5.8%
Traffic	Infraction	I	2,911	▼	-7.5%	-235
	Misdemeanor	M	716	▼	-14.6%	-122
	Show Cause	SC	3	↔	-	-
	Capias	CA	2	▼	-75.0%	-6
	Civil Violation	CV	2	▲	-	+2
	Felony	F	2	▼	-50.0%	-2
	Other	O	1	▲	-	+1
	Total			3,637	▼	-9.1%
Civil	Warrant in Debt	WD	293	▲	+96.6%	+144
	Garnishment	GA	101	▲	+2.0%	+2
	Admin License	AL	54	▲	+10.2%	+5
	Unlawful Detainer	UD	42	▲	+20.0%	+7
	Other	OT	22	▼	-12.0%	-3
	Impoundment	IM	13	▲	+62.5%	+5
	Preliminary Protective Order	PP	9	▼	-18.2%	-2
	Overweight	OC	7	▲	-	+7
	Motion for Judgment	MJ	6	▲	+100.0%	+3
	Protective Order	PO	6	▲	+50.0%	+2
	Show Cause	SC	6	▲	+20.0%	+1
	Detinue	DT	3	▲	+50.0%	+1
	Interrogatory	IN	3	▼	-50.0%	-3
	Abstract	AJ	1	▲	-	+1
	Tenants Assertion	TA	1	↔	-	-
	Counter Claim	CC	0	▼	-100.0%	-2
	Third Party Claim	TH	0	▼	-100.0%	-1
Total			567	▲	41.8%	+167
Civil Commitments	Emergency Custody Order	EC	5	▲	+400.0%	+4
	Temporary Detention Order	TD	3	▲	-	+3
	Total		8	▲	700.0%	+7
GRAND TOTAL			4,550	▼	-4.4%	-209

Filings by Major Case Category**

Category	Summary	Change	% Change	Absolute Change
Felony	59	▲	+59.5%	+22
Garnishment	104	▼	-1.0%	-1
General Civil	308	▲	+92.5%	+148
Infraction/Civil Violation	2,944	▲	-7.2%	-229
Landlord /Tenant	43	▲	+19.4%	+7
Misdemeanor	942	▼	-14.6%	-161
Other	135	▲	+3.8%	+5
Protective Orders	15	▲	-	0

* Compared to same time period as previous year

** Case Type Categories are defined in the 2017 Virginia Judicial Workload Assessment



CPSS - GCMS CASELOAD STATISTICS OF THE GENERAL DISTRICT COURTS
January 2024 thru August 2024 Filings (Compared to January 2023 thru August 2023)

<i>GRAND TOTAL</i>	4,550	▼	-4.4%	-209
---------------------------	--------------	---	-------	------

* Compared to same time period as previous year

** Case Type Categories are defined in the 2017 Virginia Judicial Workload Assessment
Source: SCV-SQL-Information

CPSS - GCMS CASELOAD STATISTICS OF THE GENERAL DISTRICT COURTS
 January 2024 thru August 2024 Filings (Compared to January 2023 thru August 2023)

2024 Overall GRAND TOTAL		Distribution of Caseload			Change*		Percentage (%) of Caseload		
4,672	+1,533	Criminal	422	9%	9.9% ▲	+38	Criminal	2023	2024
		Traffic	3,599	77%	61.6% ▲	+1,372	Traffic	12.2%	9.0%
		Civil	630	13%	26.0% ▲	+130	Civil	70.9%	77.0%
		Civil Commitments	21	0%	-25.0% ▼	-7	Civil Commitments	15.9%	13.5%
		GRAND TOTAL	4,672	100%	48.8% ▲	+1,533	GRAND TOTAL	0.9%	0.4%
							GRAND TOTAL	100%	100%

Filings by Division & Code

Division	Case Type Description	Code	Summary	Change	% Change	Absolute Change
Criminal	Misdemeanor	M	267	▲	+18.7%	+42
	Felony	F	73	▲	+10.6%	+7
	Civil Violation	CV	33	↔		-
	Capias	CA	28	▼	-6.7%	-2
	Show Cause	SC	20	▼	-28.6%	-8
	Restricted Operators License	RL	1	▼	-50.0%	-1
	Total			422	▲	9.9%
Traffic	Infraction	I	3,197	▲	+68.1%	+1,295
	Misdemeanor	M	391	▲	+26.9%	+83
	Felony	F	5	↔		-
	Capias	CA	2	▼	-50.0%	-2
	Show Cause	SC	2	▼	-33.3%	-1
	Civil Violation	CV	1	▼	-75.0%	-3
	Restricted Operators License	RL	1	↔		-
Total			3,599	▲	61.6%	+1,372
Civil	Warrant in Debt	WD	247	▲	+53.4%	+86
	Garnishment	GA	157	▲	+11.3%	+16
	Unlawful Detainer	UD	56	▲	+9.8%	+5
	Preliminary Protective Order	PP	33	▲	+73.7%	+14
	Other	OT	32	▲	+39.1%	+9
	Protective Order	PO	29	▲	+81.3%	+13
	Admin License	AL	28	▼	-31.7%	-13
	Impoundment	IM	14	▲	+100.0%	+7
	Show Cause	SC	11	▼	-26.7%	-4
	Abstract	AJ	8	↔		-
	Tenants Assertion	TA	5	▲	+400.0%	+4
	Interrogatory	IN	4	▼	-20.0%	-1
	Motion for Judgment	MJ	4	▼	-33.3%	-2
	Detinue	DT	1	▲	-	+1
	Zoning Violation	ZO	1	↔		-
	Counter Claim	CC	0	▼	-100.0%	-2
	Overweight	OC	0	▼	-100.0%	-1
Petition-Restore Arms	PR	0	▼	-100.0%	-2	
Total			630	▲	26.0%	+130
Civil Commitments	Temporary Detention Order	TD	16	▼	-27.3%	-6
	Emergency Custody Order	EC	5	▼	-16.7%	-1
	Total		21	▼	-25.0%	-7
GRAND TOTAL			4,672	▲	48.8%	+1,533

Filings by Major Case Category**

Category	Summary	Change	% Change	Absolute Change
Felony	78	▲	+9.9%	+7
Garnishment	161	▼	+10.3%	+15
General Civil	260	▲	+51.2%	+88
Infraction/Civil Violation	3,231	▼	+66.5%	+1,291
Landlord /Tenant	61	▲	+17.3%	+9
Misdemeanor	661	▼	+23.1%	+124
Other	158	▼	-15.1%	-28

* Compared to same time period as previous year

** Case Type Categories are defined in the 2017 Virginia Judicial Workload Assessment

CPSS - GCMS CASELOAD STATISTICS OF THE GENERAL DISTRICT COURTS
 January 2024 thru August 2024 Filings (Compared to January 2023 thru August 2023)

Greene

District: 16 FIPS: 079

Protective Orders	62	▲	+77.1%	+27
GRAND TOTAL	4,672	▲	48.8%	+1,533

* Compared to same time period as previous year

** Case Type Categories are defined in the 2017 Virginia Judicial Workload Assessment
 Source: SCV-SQL-Information

CPSS - GCMS CASELOAD STATISTICS OF THE GENERAL DISTRICT COURTS
 January 2024 thru August 2024 Filings (Compared to January 2023 thru August 2023)

2024 Overall GRAND TOTAL		Distribution of Caseload			Change*		Percentage (%) of Caseload		
5,024 +534 	Criminal	805	16%	6.9% ▲	+52	Criminal	2023	2024	
	Traffic	2,710	54%	3.2% ▲	+85	Traffic	16.8%	16.0%	
	Civil	1,450	29%	36.4% ▲	+387	Civil	58.5%	53.9%	
	Civil Commitments	59	1%	20.4% ▲	+10	Civil Commitments	23.7%	28.9%	
	GRAND TOTAL	5,024	100%	11.9% ▲	+534	GRAND TOTAL	1.1%	1.2%	
						GRAND TOTAL	100%	100%	

Filings by Division & Code

Division	Case Type Description	Code	Summary	Change	% Change	Absolute Change
Criminal	Misdemeanor	M	481	▲	+32.9%	+119
	Felony	F	196	▼	-26.3%	-70
	Capias	CA	51	▼	-3.8%	-2
	Civil Violation	CV	44	▲	+33.3%	+11
	Show Cause	SC	33	▼	-15.4%	-6
	Total			805	▲	6.9%
Traffic	Infraction	I	2,215	▲	+4.1%	+87
	Misdemeanor	M	477	▲	+0.2%	+1
	Felony	F	7	▼	-30.0%	-3
	Show Cause	SC	6	▲	+50.0%	+2
	Capias	CA	5	▼	-16.7%	-1
	Civil Violation	CV	0	▼	-100.0%	-1
	Total			2,710	▲	3.2%
Civil	Warrant in Debt	WD	718	▲	+55.7%	+257
	Garnishment	GA	287	▲	+5.1%	+14
	Impoundment	IM	135	▲	+70.9%	+56
	Unlawful Detainer	UD	102	▼	-3.8%	-4
	Other	OT	72	▲	+41.2%	+21
	Admin License	AL	48	▲	+77.8%	+21
	Preliminary Protective Order	PP	29	▲	+45.0%	+9
	Show Cause	SC	15	▲	+87.5%	+7
	Motion for Judgment	MJ	10	▲	+42.9%	+3
	Detinue	DT	9	▲	+28.6%	+2
	Protective Order	PO	9	↔		-
	Abstract	AJ	5	▼	-44.4%	-4
	Interrogatory	IN	5	▲	+25.0%	+1
	Counter Claim	CC	3	▲	-	+3
	Tenants Assertion	TA	2	▲	+100.0%	+1
	Capias	CA	1	▲	-	+1
	Overweight	OC	0	▼	-100.0%	-1
Total			1,450	▲	36.4%	+387
Civil Commitments	Temporary Detention Order	TD	48	▲	+20.0%	+8
	Emergency Custody Order	EC	11	▲	+22.2%	+2
	Total		59	▲	20.4%	+10
GRAND TOTAL			5,024	▲	11.9%	+534

Filings by Major Case Category**



Category	Summary	Change	% Change	Absolute Change
Felony	203	▼	-26.4%	-73
Garnishment	292	▲	+5.4%	+15
General Civil	752	▲	+54.4%	+265
Infraction/Civil Violation	2,259	▼	+4.4%	+96
Landlord /Tenant	104	▲	-2.8%	-3
Misdemeanor	958	▲	+14.3%	+120
Other	418	▲	+33.5%	+105
Protective Orders	38	▲	+31.0%	+9
GRAND TOTAL	5,024	▲	11.9%	+534

* Compared to same time period as previous year

** Case Type Categories are defined in the 2017 Virginia Judicial Workload Assessment

* Compared to same time period as previous year

** Case Type Categories are defined in the 2017 Virginia Judicial Workload Assessment
Source: SCV-SQL-Information

2024 Overall GRAND TOTAL		Distribution of Caseload			Change*		Percentage (%) of Caseload		
3,440	+515	Criminal	178	5%	41.3% ▲	+52	Criminal	2023	2024
		Traffic	3,034	88%	19.4% ▲	+492	Traffic	4.3%	5.2%
		Civil	223	6%	-8.2% ▼	-20	Civil	86.9%	88.2%
		Civil Commitments	5	0%	-64.3% ▼	-9	Civil Commitments	8.3%	6.5%
		GRAND TOTAL	3,440	100%	17.6% ▲	+515	GRAND TOTAL	0.5%	0.1%
							GRAND TOTAL	100%	100%

Filings by Division & Code

Division	Case Type Description	Code	Summary	Change	% Change	Absolute Change
Criminal	Misdemeanor	M	96	▲	+41.2%	+28
	Felony	F	43	▲	+79.2%	+19
	Civil Violation	CV	20	▲	+185.7%	+13
	Show Cause	SC	12	▼	-20.0%	-3
	Capias	CA	7	▼	-41.7%	-5
	Total			178	▲	41.3%
Traffic	Infraction	I	2,558	▲	+13.7%	+308
	Misdemeanor	M	433	▲	+65.9%	+172
	Capias	CA	20	▲	+185.7%	+13
	Show Cause	SC	14	▼	-36.4%	-8
	Felony	F	4	▲	+300.0%	+3
	Restricted Operators License	RL	4	▲	+300.0%	+3
	Civil Violation	CV	1	▲	-	+1
	Total			3,034	▲	19.4%
Civil	Warrant in Debt	WD	115	▲	+1.8%	+2
	Garnishment	GA	50	▼	-3.8%	-2
	Unlawful Detainer	UD	12	▼	-25.0%	-4
	Preliminary Protective Order	PP	10	▲	+42.9%	+3
	Other	OT	9	▼	-40.0%	-6
	Protective Order	PO	9	▲	+125.0%	+5
	Admin License	AL	6	▼	-60.0%	-9
	Impoundment	IM	4	▼	-33.3%	-2
	Counter Claim	CC	3	▲	-	+3
	Interrogatory	IN	2	▼	-60.0%	-3
	Detinue	DT	1	▼	-50.0%	-1
	Overweight	OC	1	▲	-	+1
	Show Cause	SC	1	▼	-66.7%	-2
	Abstract	AJ	0	▼	-100.0%	-1
	Capias	CA	0	▼	-100.0%	-3
	Tenants Assertion	TA	0	▼	-100.0%	-1
Total			223	▼	-8.2%	-20
Civil Commitments	Emergency Custody Order	EC	2	▼	-50.0%	-2
	Temporary Detention Order	TD	2	▼	-80.0%	-8
	Mental Commitment	MC	1	▲	-	+1
Total			5	▼	-64.3%	-9
GRAND TOTAL			3,440	▲	17.6%	+515

Filings by Major Case Category**

Category	Summary	Change	% Change	Absolute Change
Felony	47	▲	+88.0%	+22
Garnishment	52	▼	-8.8%	-5
General Civil	120	▼	+0.8%	+1
Infraction/Civil Violation	2,580	▲	+14.3%	+323
Landlord /Tenant	12	▼	-29.4%	-5
Misdemeanor	533	▲	+61.5%	+203
Other	77	▲	-29.4%	-32
Protective Orders	19	▲	+72.7%	+8

* Compared to same time period as previous year

** Case Type Categories are defined in the 2017 Virginia Judicial Workload Assessment

Source: SCV-SQL-Information

CPSS - GCMS CASELOAD STATISTICS OF THE GENERAL DISTRICT COURTS

January 2024 thru August 2024 Filings (Compared to January 2023 thru August 2023)

Madison

District: 16 FIPS: 113

<i>GRAND TOTAL</i>	3,440	▲	17.6%	+515
---------------------------	--------------	---	-------	------

* Compared to same time period as previous year



** Case Type Categories are defined in the 2017 Virginia Judicial Workload Assessment
Source: SCV-SQL-Information

CPSS - GCMS CASELOAD STATISTICS OF THE GENERAL DISTRICT COURTS

January 2024 thru August 2024 Filings (Compared to January 2023 thru August 2023)

Orange

District: 16 FIPS: 137

2024 Overall GRAND TOTAL		Distribution of Caseload			Change*		Percentage (%) of Caseload		
7,028	+807	Criminal	640	9%	-15.3% ▼	-116	Criminal	2023 12.2%	2024 9.1%
		Traffic	4,567	65%	12.6% ▲	+511	Traffic	65.2%	65.0%
		Civil	1,765	25%	28.6% ▲	+392	Civil	22.1%	25.1%
		Civil Commitments	56	1%	55.6% ▲	+20	Civil Commitments	0.6%	0.8%
		GRAND TOTAL	7,028	100%	13.0% ▲	+807	GRAND TOTAL	100%	100%

Filings by Division & Code

Division	Case Type Description	Code	Summary	Change	% Change	Absolute Change
Criminal	Misdemeanor	M	353	▼	-17.3%	-74
	Felony	F	170	▼	-1.7%	-3
	Show Cause	SC	56	▼	-5.1%	-3
	Capias	CA	37	▼	-33.9%	-19
	Civil Violation	CV	24	▼	-41.5%	-17
	Total			640	▼	-15.3%
Traffic	Infraction	I	3,542	▲	+12.2%	+386
	Misdemeanor	M	813	▲	+10.5%	+77
	Other	O	197	▲	+55.1%	+70
	Felony	F	8	▼	-46.7%	-7
	Show Cause	SC	5	▼	-44.4%	-4
	Capias	CA	1	▼	-91.7%	-11
	Civil Violation	CV	1	↔		-
	Total			4,567	▲	12.6%
Civil	Warrant in Debt	WD	934	▲	+43.3%	+282
	Garnishment	GA	373	▲	+18.8%	+59
	Unlawful Detainer	UD	157	▲	+15.4%	+21
	Detinue	DT	53	▲	+32.5%	+13
	Admin License	AL	50	▼	-7.4%	-4
	Other	OT	48	▼	-2.0%	-1
	Preliminary Protective Order	PP	40	▲	+81.8%	+18
	Impoundment	IM	36	▼	-7.7%	-3
	Protective Order	PO	28	▲	+64.7%	+11
	Show Cause	SC	18	▲	+63.6%	+7
	Interrogatory	IN	13	▲	+18.2%	+2
	Abstract	AJ	6	▼	-50.0%	-6
	Motion for Judgment	MJ	6	▲	+100.0%	+3
	Capias	CA	1	▲	-	+1
	Counter Claim	CC	1	↔		-
	Detinue Seizure	DZ	1	▲	-	+1
	Tenants Assertion	TA	0	▼	-100.0%	-1
	Zoning Violation	ZO	0	▼	-100.0%	-11
Total			1,765	▲	28.6%	+392
Civil Commitments	Temporary Detention Order	TD	44	▲	+51.7%	+15
	Emergency Custody Order	EC	12	▲	+71.4%	+5
	Total			56	▲	55.6%
GRAND TOTAL			7,028	▲	13.0%	+807

Filings by Major Case Category**

Category	Summary	Change	% Change	Absolute Change
Felony	178	▼	-5.3%	-10
Garnishment	386	▲	+18.8%	+61
General Civil	996	▲	+42.1%	+295
Infraction/Civil Violation	3,764	▲	+13.2%	+439
Landlord /Tenant	157	▼	+14.6%	+20
Misdemeanor	1,166	▼	-0.7%	-8
Other	313	▲	-5.7%	-19

* Compared to same time period as previous year

** Case Type Categories are defined in the 2017 Virginia Judicial Workload Assessment

Source: SCV-SQL-Information

CPSS - GCMS CASELOAD STATISTICS OF THE GENERAL DISTRICT COURTS
January 2024 thru August 2024 Filings (Compared to January 2023 thru August 2023)

Orange

District: 16 FIPS: 137



Protective Orders	68	▲	+74.4%	+29
<i>GRAND TOTAL</i>	<u>7,028</u>	▲	13.0%	+807

* Compared to same time period as previous year

** Case Type Categories are defined in the 2017 Virginia Judicial Workload Assessment
Source: SCV-SQL-Information

CPSS - GCMS CASELOAD STATISTICS OF THE GENERAL DISTRICT COURTS

January 2024 thru August 2024 Filings (Compared to January 2023 thru August 2023)

2024 Overall GRAND TOTAL		Distribution of Caseload			Change*		Percentage (%) of Caseload		
26,770	-2,803	Criminal	5,495	21%	11.1% ▲	+550	Criminal	2023	2024
		Traffic	15,062	56%	-18.9% ▼	-3,520	Traffic	16.7%	20.5%
		Civil	5,758	22%	3.0% ▲	+167	Civil	62.8%	56.3%
		Civil Commitments	455	2%	0.0%	0	Civil Commitments	18.9%	21.5%
		GRAND TOTAL	26,770	100%	-9.5% ▼	-2,803	GRAND TOTAL	100%	100%

Filings by Division & Code

Division	Case Type Description	Code	Summary	Change	% Change	Absolute Change
Criminal	Misdemeanor	M	2,871	▲	+5.0%	+138
	Felony	F	1,416	▲	+0.1%	+1
	Civil Violation	CV	580	▲	+150.0%	+348
	Capias	CA	498	▲	+4.8%	+23
	Show Cause	SC	130	▲	+44.4%	+40
	Total			5,495	▲	11.1%
Traffic	Infraction	I	11,898	▼	-21.3%	-3,215
	Misdemeanor	M	2,425	▼	-13.8%	-387
	Other	O	437	▲	+21.4%	+77
	Felony	F	93	▲	+82.4%	+42
	Capias	CA	91	▼	-16.5%	-18
	Show Cause	SC	64	↔		-
	Civil Violation	CV	54	▼	-26.0%	-19
Total			15,062	▼	-18.9%	-3,520
Civil	Unlawful Detainer	UD	2,059	▲	+13.1%	+238
	Warrant in Debt	WD	1,716	▲	+29.3%	+389
	Garnishment	GA	776	▲	+11.7%	+81
	Motion for Judgment	MJ	579	▼	-47.4%	-521
	Admin License	AL	216	▲	+7.5%	+15
	Preliminary Protective Order	PP	113	▼	-5.8%	-7
	Protective Order	PO	92	▼	-6.1%	-6
	Other	OT	66	▼	-13.2%	-10
	Show Cause	SC	46	▼	-13.2%	-7
	Interrogatory	IN	30	▲	+15.4%	+4
	Impoundment	IM	23	▼	-17.9%	-5
	Counter Claim	CC	15	▲	+50.0%	+5
	Tenants Assertion	TA	12	▼	-25.0%	-4
	Bond Forfeiture	BF	8	↔		-
	Petition-Restore Arms	PR	4	▲	+300.0%	+3
	Detinue	DT	1	▼	-75.0%	-3
	Petition to Require Blood Test	BT	1	▲	-	+1
	Restricted Operators License	RL	1	▲	-	+1
	Capias	CA	0	▼	-100.0%	-4
	Third Party Claim	TH	0	▼	-100.0%	-3
Total			5,758	▲	3.0%	+167
Civil Commitments	Mental Commitment	MC	270	▲	+13.4%	+32
	Temporary Detention Order	TD	64	▼	-30.4%	-28
	Other	OT	53	▼	-1.9%	-1
	Emergency Custody Order	EC	44	▼	-20.0%	-11
	Petition	PT	22	▲	+144.4%	+13
	Medical Emergency Custody Order	ME	1	▲	-	+1
	Medical Emergency Temporary Detention Order	MT	1	▼	-85.7%	-6
Total			455		0.0%	0
GRAND TOTAL			26,770	▼	-9.5%	-2,803

* Compared to same time period as previous year

** Case Type Categories are defined in the 2017 Virginia Judicial Workload Assessment



CPSS - GCMS CASELOAD STATISTICS OF THE GENERAL DISTRICT COURTS
 January 2024 thru August 2024 Filings (Compared to January 2023 thru August 2023)

Filings by Major Case Category**

Category	Summary	Change	% Change	Absolute Change
Felony	1,509	▲	+2.9%	+43
Garnishment	806	▲	+11.8%	+85
General Civil	2,318	▲	-5.3%	-130
Infraction/Civil Violation	12,969	▲	-17.8%	-2,809
Involuntary Civil Commitments	75	▲	+19.0%	+12
Landlord /Tenant	2,071	▼	+12.7%	+234
Misdemeanor	5,297	▲	-4.5%	-248
Other	1,520	▲	+1.5%	+23
Protective Orders	205	▼	-6.0%	-13
GRAND TOTAL	26,770	▼	-9.5%	-2,803

* Compared to same time period as previous year

** Case Type Categories are defined in the 2017 Virginia Judicial Workload Assessment
 Source: SCV-SQL-Information

2024 Overall GRAND TOTAL		Distribution of Caseload			Change*		Percentage (%) of Caseload		
1,934	-23	Criminal	212	11%	19.1% ▲	+34	Criminal	2023 9.1%	2024 11.0%
2024 		Traffic	1,518	78%	-3.7% ▼	-58	Traffic	80.5%	78.5%
2023 		Civil	204	11%	0.5% ▲	+1	Civil	10.4%	10.5%
		GRAND TOTAL	1,934	100%	-1.2% ▼	-23	GRAND TOTAL	100%	100%

Filings by Division & Code



Division	Case Type Description	Code	Summary	Change	% Change	Absolute Change
Criminal	Misdemeanor	M	144	▲	+39.8%	+41
	Capias	CA	36	▲	+24.1%	+7
	Felony	F	26	▼	-35.0%	-14
	Show Cause	SC	5	▲	+25.0%	+1
	Civil Violation	CV	1	▼	-50.0%	-1
	Total			212	▲	19.1%
Traffic	Infraction	I	1,292	▼	-6.0%	-83
	Misdemeanor	M	172	▲	+18.6%	+27
	Other	O	37	▼	-22.9%	-11
	Show Cause	SC	6	▲	+100.0%	+3
	Civil Violation	CV	4	▲	+300.0%	+3
	Felony	F	4	▲	+300.0%	+3
	Capias	CA	3	↔		-
Total			1,518	▼	-3.7%	-58
Civil	Unlawful Detainer	UD	88	▲	+15.8%	+12
	Warrant in Debt	WD	60	▲	+15.4%	+8
	Garnishment	GA	29	▼	-35.6%	-16
	Admin License	AL	15	▼	-16.7%	-3
	Preliminary Protective Order	PP	3	▲	+200.0%	+2
	Show Cause	SC	3	▲	-	+3
	Tenants Assertion	TA	2	▲	-	+2
	Counter Claim	CC	1	▲	-	+1
	Impoundment	IM	1	↔		-
	Other	OT	1	▼	-66.7%	-2
	Protective Order	PO	1	▼	-66.7%	-2
	Bond Forfeiture	BF	0	▼	-100.0%	-1
	Interrogatory	IN	0	▼	-100.0%	-2
	Petition-Restore Arms	PR	0	▼	-100.0%	-1
Total			204	▲	0.5%	+1
GRAND TOTAL			1,934	▼	-1.2%	-23

Filings by Major Case Category**

Category	Summary	Change	% Change	Absolute Change
Felony	30	▲	-26.8%	-11
Garnishment	29	▼	-38.3%	-18
General Civil	60	▼	+13.2%	+7
Infraction/Civil Violation	1,334	▲	-6.5%	-92
Landlord /Tenant	90	▲	+18.4%	+14
Misdemeanor	316	▲	+27.4%	+68
Other	71	▲	+14.5%	+9
Protective Orders	4	▲		0
GRAND TOTAL	1,934	▼	-1.2%	-23

* Compared to same time period as previous year

** Case Type Categories are defined in the 2017 Virginia Judicial Workload Assessment
 Source: SCV-SQL-Information

2024 Overall GRAND TOTAL		Distribution of Caseload			Change*		Percentage (%) of Caseload		
15,748	+642	Criminal	2,818	18%	8.1% ▲	+211	Criminal	2023	2024
		Traffic	6,370	40%	-0.1% ▼	-6	Traffic	17.3%	17.9%
		Civil	6,037	38%	7.5% ▲	+419	Civil	42.2%	40.4%
		Civil Commitments	523	3%	3.6% ▲	+18	Civil Commitments	37.2%	38.3%
		GRAND TOTAL	15,748	100%	4.2% ▲	+642	GRAND TOTAL	100%	100%

Filings by Division & Code

Division	Case Type Description	Code	Summary	Change	% Change	Absolute Change
Criminal	Misdemeanor	M	1,767	▲	+12.0%	+190
	Felony	F	692	▲	+6.5%	+42
	Capias	CA	203	▲	+40.0%	+58
	Show Cause	SC	96	▼	-14.3%	-16
	Civil Violation	CV	60	▼	-51.2%	-63
	Total			2,818	▲	8.1%
Traffic	Infraction	I	4,649	▲	+7.2%	+313
	Misdemeanor	M	1,017	▼	-3.2%	-34
	Other	O	573	▼	-33.1%	-283
	Felony	F	47	▼	-9.6%	-5
	Show Cause	SC	41	▼	-24.1%	-13
	Civil Violation	CV	26	▲	+44.4%	+8
	Capias	CA	17	▲	+88.9%	+8
	Total			6,370	▼	-0.1%
Civil	Unlawful Detainer	UD	2,913	▲	+2.5%	+71
	Warrant in Debt	WD	1,694	▲	+16.6%	+241
	Garnishment	GA	779	▲	+10.0%	+71
	Other	OT	202	▼	+18.1%	+31
	Protective Order	PO	160	▲	+11.9%	+17
	Preliminary Protective Order	PP	129	▲	+0.8%	+1
	Bond Forfeiture	BF	53	▼	-14.5%	-9
	Interrogatory	IN	31	↔		-
	Admin License	AL	22	▲	+29.4%	+5
	Motion for Judgment	MJ	16	▲	+60.0%	+6
	Tenants Assertion	TA	15	▼	-11.8%	-2
	Abstract	AJ	10	▼	-52.4%	-11
	Counter Claim	CC	10	▼	-9.1%	-1
	Detinue	DT	2	▼	-33.3%	-1
	Petition-Restore Arms	PR	1	▲	-	+1
	Restricted Operators License	RL	0	▼	-100.0%	-1
Total			6,037	▲	7.5%	+419
Civil Commitments	Temporary Detention Order	TD	222	▼	-6.3%	-15
	Mental Commitment	MC	184	▲	+4.0%	+7
	Emergency Custody Order	EC	75	▼	-8.5%	-7
	Petition	PT	24	▲	+242.9%	+17
	Other	OT	18	▲	+800.0%	+16
Total			523	▲	3.6%	+18
GRAND TOTAL			15,748	▲	4.2%	+642

Filings by Major Case Category**

Category	Summary	Change	% Change	Absolute Change
Felony	739	▼	+5.3%	+37
Garnishment	810	▲	+9.6%	+71
General Civil	1,720	▲	+16.2%	+240
Infraction/Civil Violation	5,308	▼	-0.5%	-25
Involuntary Civil Commitments	42	▲	+366.7%	+33
Landlord /Tenant	2,928	▼	+2.4%	+69
Misdemeanor	2,784	▼	+5.9%	+155

* Compared to same time period as previous year



** Case Type Categories are defined in the 2017 Virginia Judicial Workload Assessment

CPSS - GCMS CASELOAD STATISTICS OF THE GENERAL DISTRICT COURTS
January 2024 thru August 2024 Filings (Compared to January 2023 thru August 2023)

Other	1,128	▲	+4.1%	+44
Protective Orders	289	▲	+6.6%	+18
<i>GRAND TOTAL</i>	<u>15,748</u>	▲	4.2%	+642

* Compared to same time period as previous year

** Case Type Categories are defined in the 2017 Virginia Judicial Workload Assessment
Source: SCV-SQL-Information

2024 Overall GRAND TOTAL	Distribution of Caseload			Change*		Percentage (%) of Caseload		
160,230 +20,304	Criminal	21,023	13%	23.0% ▲	+3,934	Criminal	2023: 12.2%	2024: 13.1%
 	Traffic	113,324	71%	13.0% ▲	+13,006	Traffic	71.7%	70.7%
	Civil	22,978	14%	14.5% ▲	+2,910	Civil	14.3%	14.3%
	Civil Commitments	2,905	2%	18.5% ▲	+454	Civil Commitments	1.8%	1.8%
	GRAND TOTAL	160,230	100%	14.5% ▲	+20,304	GRAND TOTAL	100%	100%

Filings by Division & Code

Division	Case Type Description	Code	Summary	Change	% Change	Absolute Change
Criminal	Misdemeanor	M	11,156	▲	+27.5%	+2,403
	Felony	F	7,395	▲	+12.9%	+845
	Capias	CA	1,854	▲	+58.2%	+682
	Show Cause	SC	448	▲	+5.4%	+23
	Civil Violation	CV	162	▼	-8.0%	-14
	Motion	MO	8	▼	-38.5%	-5
	Total			21,023	▲	23.0%
Traffic	Infraction	I	99,329	▲	+15.5%	+13,364
	Misdemeanor	M	12,264	▼	-2.7%	-339
	Capias	CA	544	▼	-11.1%	-68
	Show Cause	SC	421	▲	+7.7%	+30
	Felony	F	367	▲	+42.8%	+110
	Civil Violation	CV	237	▼	-8.1%	-21
	Motion	MO	144	▼	-33.6%	-73
	Restricted Operators License	RL	18	▲	+50.0%	+6
	Other	O	0	▼	-100.0%	-3
Total			113,324	▲	13.0%	+13,006
Civil	Warrant in Debt	WD	9,588	▲	+22.5%	+1,764
	Unlawful Detainer	UD	6,166	▲	+19.0%	+985
	Garnishment	GA	4,043	▲	+6.2%	+235
	Admin License	AL	906	▼	-4.3%	-41
	Other	OT	344	▼	+11.7%	+36
	Preliminary Protective Order	PP	344	▼	-9.5%	-36
	Protective Order	PO	291	▲	+13.7%	+35
	Show Cause	SC	263	▲	+19.0%	+42
	Interrogatory	IN	204	▲	+4.1%	+8
	Bond Forfeiture	BF	149	▼	-27.0%	-55
	Zoning Violation	ZO	136	▼	-2.9%	-4
	Motion for Judgment	MJ	107	▲	+15.1%	+14
	Impoundment	IM	106	▲	+20.5%	+18
	Counter Claim	CC	72	▼	-15.3%	-13
	Abstract	AJ	71	▼	-49.6%	-70
	Overweight	OC	62	▼	-16.2%	-12
	Detinue	DT	55	▲	+48.6%	+18
	Tenants Assertion	TA	46	▼	-17.9%	-10
	Capias	CA	14	▼	-26.3%	-5
	Petition-Restore Arms	PR	8	▲	+100.0%	+4
Third Party Claim	TH	2	▲	+100.0%	+1	
Cross Claim	CR	1	▼	-80.0%	-4	
Total			22,978	▲	14.5%	+2,910
Civil Commitments	Temporary Detention Order	TD	1,283	▲	+13.7%	+155
	Mental Commitment	MC	1,277	▲	+23.9%	+246
	Emergency Custody Order	EC	204	▼	-11.7%	-27
	Other	OT	103	▲	+212.1%	+70
	Medical Emergency Temporary Detention Order	MT	29	▲	+3.6%	+1
	Petition	PT	9	▲	-	+9
Total			2,905	▲	18.5%	+454
GRAND TOTAL			160,230	▲	14.5%	+20,304

* Compared to same time period as previous year

** Case Type Categories are defined in the 2017 Virginia Judicial Workload Assessment


CPSS - GCMS CASELOAD STATISTICS OF THE GENERAL DISTRICT COURTS
 January 2024 thru August 2024 Filings (Compared to January 2023 thru August 2023)

Filings by Major Case Category**

Category	Summary	Change	% Change	Absolute Change
Felony	7,762	▲	+14.0%	+955
Garnishment	4,247	▲	+6.1%	+243
General Civil	9,778	▲	+22.3%	+1,786
Infraction/Civil Violation	99,790	▼	+15.4%	+13,314
Involuntary Civil Commitments	112	▲	+239.4%	+79
Landlord /Tenant	6,212	▲	+18.6%	+975
Misdemeanor	23,574	▲	+9.6%	+2,066
Other	8,120	▼	+12.3%	+887
Protective Orders	635	▲	-0.2%	-1
GRAND TOTAL	160,230	▲	14.5%	+20,304

* Compared to same time period as previous year

** Case Type Categories are defined in the 2017 Virginia Judicial Workload Assessment
 Source: SCV-SQL-Information

2024 Overall GRAND TOTAL		Distribution of Caseload			Change*		Percentage (%) of Caseload		
3,532	+420	Criminal	521	15%	49.7% ▲	+173	Criminal	2023 11.2%	2024 14.8%
		Traffic	2,970	84%	8.5% ▲	+232	Traffic	88.0%	84.1%
2024		Civil	41	1%	57.7% ▲	+15	Civil	0.8%	1.2%
2023		GRAND TOTAL	3,532	100%	13.5% ▲	+420	GRAND TOTAL	100%	100%

Filings by Division & Code

Division	Case Type Description	Code	Summary	Change	% Change	Absolute Change
Criminal	Misdemeanor	M	452	▲	+51.7%	+154
	Capias	CA	54	▲	+35.0%	+14
	Show Cause	SC	14	▲	+180.0%	+9
	Civil Violation	CV	1	▼	-75.0%	-3
	Felony	F	0	▼	-100.0%	-1
	Total			521	▲	49.7%
Traffic	Infraction	I	2,545	▲	+9.2%	+215
	Misdemeanor	M	340	▲	+19.3%	+55
	Civil Violation	CV	49	▼	-46.2%	-42
	Capias	CA	23	▲	+53.3%	+8
	Show Cause	SC	13	▼	-23.5%	-4
	Total			2,970	▲	8.5%
Civil	Admin License	AL	29	▲	+38.1%	+8
	Zoning Violation	ZO	6	▲	+20.0%	+1
	Impoundment	IM	3	▲	-	+3
	Protective Order	PO	2	▲	-	+2
	Bond Forfeiture	BF	1	▲	-	+1
	Total			41	▲	57.7%
GRAND TOTAL			3,532	▲	13.5%	+420

Filings by Major Case Category**


Category	Summary	Change	% Change	Absolute Change
Felony	0	▼	-100.0%	-1
Infraction/Civil Violation	2,595	▼	+7.0%	+170
Misdemeanor	798	▲	+35.7%	+210
Other	137	▲	+39.8%	+39
Protective Orders	2	▲	-	+2
GRAND TOTAL	3,532	▲	13.5%	+420

* Compared to same time period as previous year

** Case Type Categories are defined in the 2017 Virginia Judicial Workload Assessment
 Source: SCV-SQL-Information

CPSS - GCMS CASELOAD STATISTICS OF THE GENERAL DISTRICT COURTS

January 2024 thru August 2024 Filings (Compared to January 2023 thru August 2023)

2024 Overall GRAND TOTAL		Distribution of Caseload			Change*		Percentage (%) of Caseload		
16,321	+1,204	Criminal	1,423	9%	7.1% ▲	+94	Criminal	2023 8.8%	2024 8.7%
		Traffic	12,916	79%	5.7% ▲	+699	Traffic	80.8%	79.1%
2024		Civil	1,910	12%	26.9% ▲	+405	Civil	10.0%	11.7%
2023		Civil Commitments	72	0%	9.1% ▲	+6	Civil Commitments	0.4%	0.4%
		GRAND TOTAL	16,321	100%	8.0% ▲	+1,204	GRAND TOTAL	100%	100%

Filings by Division & Code

Division	Case Type Description	Code	Summary	Change	% Change	Absolute Change
Criminal	Misdemeanor	M	814	▲	+12.4%	+90
	Felony	F	272	▼	-15.5%	-50
	Civil Violation	CV	123	▲	+7.9%	+9
	Show Cause	SC	118	▲	+63.9%	+46
	Capias	CA	92	▼	-5.2%	-5
	Restricted Operators License	RL	4	▲	-	+4
	Total			1,423	▲	7.1%
Traffic	Infraction	I	11,193	▲	+6.2%	+650
	Misdemeanor	M	1,654	▲	+2.6%	+42
	Felony	F	27	▲	+3.8%	+1
	Capias	CA	21	↔	-	-
	Show Cause	SC	15	▲	+87.5%	+7
	Civil Violation	CV	5	▼	-16.7%	-1
	Other	O	1	↔	-	-
Total			12,916	▲	5.7%	+699
Civil	Warrant in Debt	WD	900	▲	+48.5%	+294
	Garnishment	GA	421	▲	+19.6%	+69
	Unlawful Detainer	UD	191	▲	+50.4%	+64
	Admin License	AL	126	▲	+14.5%	+16
	Other	OT	47	▼	-32.9%	-23
	Preliminary Protective Order	PP	42	▼	-27.6%	-16
	Protective Order	PO	39	▼	-9.3%	-4
	Interrogatory	IN	35	▲	+59.1%	+13
	Show Cause	SC	35	▲	+59.1%	+13
	Abstract	AJ	19	▼	-13.6%	-3
	Impoundment	IM	15	▼	-48.3%	-14
	Zoning Violation	ZO	12	▲	+71.4%	+5
	Detinue	DT	8	▼	-33.3%	-4
	Counter Claim	CC	7	▲	+75.0%	+3
	Overweight	OC	5	▼	-37.5%	-3
	Motion for Judgment	MJ	4	▲	+33.3%	+1
	Tenants Assertion	TA	2	▼	-33.3%	-1
	Bond Forfeiture	BF	1	↔	-	-
	Capias	CA	1	↔	-	-
	Petition-Restore Arms	PR	0	▼	-100.0%	-3
Restricted Operators License	RL	0	▼	-100.0%	-2	
Total			1,910	▲	26.9%	+405
Civil Commitments	Temporary Detention Order	TD	50	▲	+19.0%	+8
	Emergency Custody Order	EC	22	▼	-8.3%	-2
	Total		72	▲	9.1%	+6
GRAND TOTAL			16,321	▲	8.0%	+1,204

Filings by Major Case Category**

Category	Summary	Change	% Change	Absolute Change
Felony	299	▼	-14.1%	-49
Garnishment	456	▲	+21.9%	+82
General Civil	920	▼	+43.8%	+280
Infraction/Civil Violation	11,327	▼	+6.1%	+655

* Compared to same time period as previous year

** Case Type Categories are defined in the 2017 Virginia Judicial Workload Assessment



CPSS - GCMS CASELOAD STATISTICS OF THE GENERAL DISTRICT COURTS

January 2024 thru August 2024 Filings (Compared to January 2023 thru August 2023)

Landlord /Tenant	193	▲	+48.5%	+63
Misdemeanor	2,484	▲	+5.9%	+139
Other	561	▲	+10.7%	+54
Protective Orders	81	▼	-19.8%	-20
GRAND TOTAL	16,321	▲	8.0%	+1,204

* Compared to same time period as previous year

** Case Type Categories are defined in the 2017 Virginia Judicial Workload Assessment
Source: SCV-SQL-Information

2024 Overall GRAND TOTAL		Distribution of Caseload			Change*		Percentage (%) of Caseload		
40,362	-2,370	Criminal	4,431	11%	7.5% ▲	+308	Criminal	2023	2024
		Traffic	23,151	57%	-3.9% ▼	-946	Traffic	9.6%	11.0%
2024 		Civil	12,181	30%	-12.2% ▼	-1,700	Civil	56.4%	57.4%
2023 		Civil Commitments	599	1%	-5.1% ▼	-32	Civil Commitments	32.5%	30.2%
		GRAND TOTAL	40,362	100%	-5.5% ▼	-2,370	GRAND TOTAL	100%	100%

Filings by Division & Code

Division	Case Type Description	Code	Summary	Change	% Change	Absolute Change
Criminal	Misdemeanor	M	2,375	▲	+8.2%	+181
	Felony	F	1,200	▲	+2.7%	+32
	Capias	CA	387	▲	+16.2%	+54
	Show Cause	SC	263	▲	+13.9%	+32
	Civil Violation	CV	206	▲	+4.6%	+9
	Total			4,431	▲	7.5%
Traffic	Infraction	I	20,128	▼	-4.6%	-968
	Misdemeanor	M	2,861	▼	-0.1%	-4
	Capias	CA	81	▲	+42.1%	+24
	Felony	F	44	▼	-12.0%	-6
	Show Cause	SC	29	▲	+26.1%	+6
	Civil Violation	CV	5	▲	-	+5
	Restricted Operators License	RL	2	▼	-66.7%	-4
	Other	O	1	▲	-	+1
	Total			23,151	▼	-3.9%
Civil	Warrant in Debt	WD	7,967	▼	-5.9%	-500
	Garnishment	GA	1,856	▼	-45.2%	-1,528
	Unlawful Detainer	UD	1,143	▲	+16.5%	+162
	Admin License	AL	320	▲	+43.5%	+97
	Interrogatory	IN	197	▲	+10.7%	+19
	Show Cause	SC	184	▲	+17.2%	+27
	Preliminary Protective Order	PP	142	▲	+12.7%	+16
	Protective Order	PO	113	▼	-10.3%	-13
	Other	OT	93	▲	+2.2%	+2
	Impoundment	IM	41	▲	+95.2%	+20
	Bond Forfeiture	BF	25	▲	+78.6%	+11
	Abstract	AJ	24	▼	-50.0%	-24
	Counter Claim	CC	17	▲	+6.3%	+1
	Tenants Assertion	TA	15	▲	+50.0%	+5
	Capias	CA	13	▼	-13.3%	-2
	Detinue	DT	11	▲	+22.2%	+2
	Motion for Judgment	MJ	9	▲	+350.0%	+7
	Overweight	OC	5	▼	-16.7%	-1
	Mechanic's Lien	ML	3	▲	+50.0%	+1
	Petition-Restore Arms	PR	2	▲	+100.0%	+1
	Cross Claim	CR	1	▲	-	+1
	Interrogatory-Not	IC	0	▼	-100.0%	-1
	Restricted Operators License	RL	0	▼	-100.0%	-1
	Third Party Claim	TH	0	▼	-100.0%	-2
Total			12,181	▼	-12.2%	-1,700
Civil Commitments	Temporary Detention Order	TD	262	▼	-7.4%	-21
	Mental Commitment	MC	251	▲	+6.8%	+16
	Emergency Custody Order	EC	69	▼	-23.3%	-21
	Other	OT	10	▼	-50.0%	-10
	Medical Emergency Temporary Detention Order	MT	5	▲	+150.0%	+3
	Petition	PT	2	▲	+100.0%	+1
Total			599	▼	-5.1%	-32
GRAND TOTAL			40,362	▼	-5.5%	-2,370

* Compared to same time period as previous year

** Case Type Categories are defined in the 2017 Virginia Judicial Workload Assessment

CPSS - GCMS CASELOAD STATISTICS OF THE GENERAL DISTRICT COURTS
 January 2024 thru August 2024 Filings (Compared to January 2023 thru August 2023)

Loudoun



District: 20 FIPS: 107

Filings by Major Case Category**

Category	Summary	Change	% Change	Absolute Change
Felony	1,244	▼	+2.1%	+26
Garnishment	2,053	▼	-42.4%	-1,509
General Civil	8,013	▲	-5.7%	-487
Infraction/Civil Violation	20,345	▲	-4.5%	-954
Involuntary Civil Commitments	12	▲	-42.9%	-9
Landlord /Tenant	1,158	▲	+16.9%	+167
Misdemeanor	5,238	▼	+3.4%	+172
Other	2,044	▲	+12.1%	+221
Protective Orders	255	▲	+1.2%	+3
GRAND TOTAL	40,362	▼	-5.5%	-2,370

* Compared to same time period as previous year

** Case Type Categories are defined in the 2017 Virginia Judicial Workload Assessment
 Source: SCV-SQL-Information

2024 Overall GRAND TOTAL		Distribution of Caseload			Change*		Percentage (%) of Caseload			
2024 	3,118	+490	Criminal	286	9%	61.6% ▲	+109	Criminal	2023	2024
			Traffic	2,687	86%	16.6% ▲	+382	Traffic	6.7%	9.2%
2023 			Civil	141	5%	0.7% ▲	+1	Civil	87.7%	86.2%
			Civil Commitments	4	0%	-33.3% ▼	-2	Civil Commitments	5.3%	4.5%
			GRAND TOTAL	3,118	100%	18.6% ▲	+490	GRAND TOTAL	100%	100%

Filings by Division & Code

Division	Case Type Description	Code	Summary	Change	% Change	Absolute Change
Criminal	Misdemeanor	M	161	▲	+91.7%	+77
	Felony	F	86	▲	+109.8%	+45
	Capias	CA	19	▲	+5.6%	+1
	Show Cause	SC	13	▼	-45.8%	-11
	Civil Violation	CV	7	▼	-30.0%	-3
	Total			286	▲	61.6%
Traffic	Infraction	I	2,284	▲	+14.5%	+290
	Misdemeanor	M	390	▲	+30.9%	+92
	Capias	CA	5	▼	-37.5%	-3
	Felony	F	5	▲	+400.0%	+4
	Show Cause	SC	2	↔	-	-
	Restricted Operators License	RL	1	▼	-50.0%	-1
	Total			2,687	▲	16.6%
Civil	Warrant in Debt	WD	58	▲	+70.6%	+24
	Admin License	AL	28	▲	+27.3%	+6
	Garnishment	GA	24	▲	+4.3%	+1
	Impoundment	IM	13	▼	-50.0%	-13
	Unlawful Detainer	UD	8	▼	-11.1%	-1
	Preliminary Protective Order	PP	3	▼	-66.7%	-6
	Detinue	DT	2	▲	-	+2
	Protective Order	PO	2	▼	-75.0%	-6
	Abstract	AJ	1	▲	-	+1
	Counter Claim	CC	1	↔	-	-
	Other	OT	1	▼	-87.5%	-7
Total			141	▲	0.7%	+1
Civil Commitments	Temporary Detention Order	TD	4	▲	+33.3%	+1
	Emergency Custody Order	EC	0	▼	-100.0%	-2
	Mental Commitment	MC	0	▼	-100.0%	-1
Total			4	▼	-33.3%	-2
GRAND TOTAL			3,118	▲	18.6%	+490



Filings by Major Case Category**

Category	Summary	Change	% Change	Absolute Change
Felony	91	▲	+116.7%	+49
Garnishment	24	▲	+4.3%	+1
General Civil	60	▲	+66.7%	+24
Infraction/Civil Violation	2,291	▼	+14.3%	+287
Landlord /Tenant	8	▼	-11.1%	-1
Misdemeanor	552	▲	+43.8%	+168
Other	87	▲	-23.0%	-26
Protective Orders	5	▼	-70.6%	-12
GRAND TOTAL	3,118	▲	18.6%	+490

* Compared to same time period as previous year

** Case Type Categories are defined in the 2017 Virginia Judicial Workload Assessment

CPSS - GCMS CASELOAD STATISTICS OF THE GENERAL DISTRICT COURTS
 January 2024 thru August 2024 Filings (Compared to January 2023 thru August 2023)

2024 Overall GRAND TOTAL		Distribution of Caseload			Change*		Percentage (%) of Caseload		
8,330	+1,892	Criminal	1,241	15%	21.2% ▲	+217	Criminal	2023	2024
		Traffic	4,712	57%	40.2% ▲	+1,350	Traffic	15.9%	14.9%
		Civil	2,195	26%	16.4% ▲	+309	Civil	52.2%	56.6%
		Civil Commitments	182	2%	9.6% ▲	+16	Civil Commitments	29.3%	26.4%
		GRAND TOTAL	8,330	100%	29.4% ▲	+1,892	GRAND TOTAL	2.6%	2.2%
							GRAND TOTAL	100%	100%

Filings by Division & Code

Division	Case Type Description	Code	Summary	Change	% Change	Absolute Change
Criminal	Misdemeanor	M	700	▲	+11.5%	+72
	Felony	F	348	▲	+34.4%	+89
	Civil Violation	CV	97	▲	+177.1%	+62
	Capias	CA	66	▼	-1.5%	-1
	Show Cause	SC	30	▼	-14.3%	-5
	Total			1,241	▲	21.2%
Traffic	Infraction	I	3,424	▲	+43.3%	+1,035
	Misdemeanor	M	1,225	▲	+37.0%	+331
	Show Cause	SC	29	▼	-3.3%	-1
	Felony	F	23	▲	+9.5%	+2
	Capias	CA	9	▼	-55.0%	-11
	Civil Violation	CV	2	▼	-75.0%	-6
	Total			4,712	▲	40.2%
Civil	Warrant in Debt	WD	926	▲	+50.6%	+311
	Garnishment	GA	513	▼	-7.4%	-41
	Unlawful Detainer	UD	352	▲	+13.9%	+43
	Detinue	DT	106	▲	+47.2%	+34
	Other	OT	91	▼	-15.7%	-17
	Protective Order	PO	60	▼	-1.6%	-1
	Preliminary Protective Order	PP	54	▼	-5.3%	-3
	Bond Forfeiture	BF	34	▼	-15.0%	-6
	Admin License	AL	32	▼	-13.5%	-5
	Tenants Assertion	TA	7	▲	+250.0%	+5
	Overweight	OC	6	▲	+100.0%	+3
	Abstract	AJ	5	▼	-28.6%	-2
	Interrogatory	IN	5	↔		-
	Impoundment	IM	2	▼	-80.0%	-8
	Show Cause	SC	2	▲	+100.0%	+1
	Counter Claim	CC	0	▼	-100.0%	-1
	Distress Seizure	DS	0	▼	-100.0%	-1
	Petition-Restore Arms	PR	0	▼	-100.0%	-2
Third Party Claim	TH	0	▼	-100.0%	-1	
Total			2,195	▲	16.4%	+309
Civil Commitments	Temporary Detention Order	TD	94	▲	+11.9%	+10
	Emergency Custody Order	EC	63	▲	+18.9%	+10
	Mental Commitment	MC	25	▼	-13.8%	-4
	Total			182	▲	9.6%
GRAND TOTAL			8,330	▲	29.4%	+1,892

Filings by Major Case Category**

Category	Summary	Change	% Change	Absolute Change
Felony	371	▲	+32.5%	+91
Garnishment	518	▼	-7.3%	-41
General Civil	1,035	▼	+48.9%	+340
Infraction/Civil Violation	3,529	▲	+44.9%	+1,094
Landlord /Tenant	359	▲	+15.4%	+48
Misdemeanor	1,925	▲	+26.5%	+403
Other	479	▼	-7.5%	-39

* Compared to same time period as previous year

** Case Type Categories are defined in the 2017 Virginia Judicial Workload Assessment

CPSS - GCMS CASELOAD STATISTICS OF THE GENERAL DISTRICT COURTS
January 2024 thru August 2024 Filings (Compared to January 2023 thru August 2023)

Protective Orders	114	▼	-3.4%	-4
GRAND TOTAL	8,330	▲	29.4%	+1,892

* Compared to same time period as previous year



** Case Type Categories are defined in the 2017 Virginia Judicial Workload Assessment
Source: SCV-SQL-Information

CPSS - GCMS CASELOAD STATISTICS OF THE GENERAL DISTRICT COURTS

January 2024 thru August 2024 Filings (Compared to January 2023 thru August 2023)

Martinsville

District: 21 FIPS: 690

2024 Overall GRAND TOTAL		Distribution of Caseload			Change*		Percentage (%) of Caseload		
3,198	-841	Criminal	554	17%	-17.1% ▼	-114	Criminal	2023	2024
		Traffic	1,588	50%	-33.1% ▼	-785	Traffic	16.5%	17.3%
		Civil	899	28%	8.6% ▲	+71	Civil	58.8%	49.7%
		Civil Commitments	157	5%	-7.6% ▼	-13	Civil Commitments	20.5%	28.1%
		GRAND TOTAL	3,198	100%	-20.8% ▼	-841	GRAND TOTAL	4.2%	4.9%
							GRAND TOTAL	100%	100%

Filings by Division & Code

Division	Case Type Description	Code	Summary	Change	% Change	Absolute Change
Criminal	Misdemeanor	M	305	▼	-12.9%	-45
	Felony	F	164	▼	-35.9%	-92
	Show Cause	SC	47	▲	+56.7%	+17
	Capias	CA	32	▲	+14.3%	+4
	Civil Violation	CV	6	▲	+50.0%	+2
	Total			554	▼	-17.1%
Traffic	Infraction	I	1,151	▼	-35.5%	-633
	Misdemeanor	M	398	▼	-23.3%	-121
	Show Cause	SC	22	▼	-37.1%	-13
	Capias	CA	8	▼	-42.9%	-6
	Felony	F	7	▼	-41.7%	-5
	Civil Violation	CV	2	▼	-77.8%	-7
	Total			1,588	▼	-33.1%
Civil	Warrant in Debt	WD	289	▲	+66.1%	+115
	Unlawful Detainer	UD	285	▲	+21.3%	+50
	Garnishment	GA	209	▼	-30.8%	-93
	Other	OT	38	▲	+22.6%	+7
	Admin License	AL	28	▲	+16.7%	+4
	Bond Forfeiture	BF	16	▼	-27.3%	-6
	Preliminary Protective Order	PP	9	↔		-
	Protective Order	PO	9	↔		-
	Impoundment	IM	8	↔		-
	Interrogatory	IN	3	▼	-40.0%	-2
	Abstract	AJ	2	▼	-50.0%	-2
	Detinue	DT	2	▼	-50.0%	-2
	Show Cause	SC	1	↔		-
	Total			899	▲	8.6%
Civil Commitments	Emergency Custody Order	EC	64	▼	-22.9%	-19
	Temporary Detention Order	TD	50	↔		-
	Mental Commitment	MC	42	▲	+13.5%	+5
	Other	OT	1	▲	-	+1
	Total			157	▼	-7.6%
GRAND TOTAL			3,198	▼	-20.8%	-841

Filings by Major Case Category**

Category	Summary	Change	% Change	Absolute Change	
Felony	171	▼	-36.2%	-97	
Garnishment	212	▼	-30.9%	-95	
General Civil	294	▲	+63.3%	+114	
Infraction/Civil Violation	1,159	▼	-35.5%	-638	
Involuntary Civil Commitments	1	▲	-	+1	
Landlord /Tenant	285	▲	+21.3%	+50	
Misdemeanor	703	▼	-19.1%	-166	
Other	355	▼	-2.7%	-10	
Protective Orders	18	↔		0	
GRAND TOTAL		3,198	▼	-20.8%	-841

* Compared to same time period as previous year

** Case Type Categories are defined in the 2017 Virginia Judicial Workload Assessment

Source: SCV-SQL-Information

* Compared to same time period as previous year

** Case Type Categories are defined in the 2017 Virginia Judicial Workload Assessment
Source: SCV-SQL-Information

2024 Overall GRAND TOTAL		Distribution of Caseload			Change*		Percentage (%) of Caseload		
2,306	+355	Criminal	348	15%	20.0% ▲	+58	Criminal	2023	2024
		Traffic	1,630	71%	21.9% ▲	+293	Traffic	14.9%	15.1%
2024		Civil	311	13%	8.0% ▲	+23	Civil	68.5%	70.7%
2023		Civil Commitments	17	1%	-52.8% ▼	-19	Civil Commitments	14.8%	13.5%
		GRAND TOTAL	2,306	100%	18.2% ▲	+355	GRAND TOTAL	1.8%	0.7%
							GRAND TOTAL	100%	100%

Filings by Division & Code

Division	Case Type Description	Code	Summary	Change	% Change	Absolute Change
Criminal	Misdemeanor	M	217	▲	+41.8%	+64
	Felony	F	91	▲	+16.7%	+13
	Capias	CA	22	▼	-12.0%	-3
	Show Cause	SC	12	▼	-52.0%	-13
	Civil Violation	CV	6	▼	-33.3%	-3
	Total			348	▲	20.0%
Traffic	Infraction	I	1,294	▲	+27.4%	+278
	Misdemeanor	M	326	▲	+5.2%	+16
	Felony	F	7	▲	+40.0%	+2
	Show Cause	SC	2	↔		-
	Capias	CA	1	▼	-75.0%	-3
	Total			1,630	▲	21.9%
Civil	Warrant in Debt	WD	146	▲	+24.8%	+29
	Garnishment	GA	69	▲	+15.0%	+9
	Other	OT	25	▲	+127.3%	+14
	Unlawful Detainer	UD	19	▼	-53.7%	-22
	Preliminary Protective Order	PP	18	▲	+100.0%	+9
	Protective Order	PO	12	▲	+33.3%	+3
	Admin License	AL	7	▲	+16.7%	+1
	Detinue	DT	5	▲	+150.0%	+3
	Bond Forfeiture	BF	4	▼	-71.4%	-10
	Abstract	AJ	2	▲	-	+2
	Counter Claim	CC	2	▲	-	+2
	Impoundment	IM	1	▲	-	+1
	Petition-Restore Arms	PR	1	▲	-	+1
	Capias	CA	0	▼	-100.0%	-1
	Interrogatory	IN	0	▼	-100.0%	-1
	Motion for Judgment	MJ	0	▼	-100.0%	-1
	Overweight	OC	0	▼	-100.0%	-16
Total			311	▲	8.0%	+23
Civil Commitments	Temporary Detention Order	TD	15	▼	-42.3%	-11
	Emergency Custody Order	EC	2	▼	-80.0%	-8
	Total		17	▼	-52.8%	-19
GRAND TOTAL			2,306	▲	18.2%	+355

Filings by Major Case Category**



Category	Summary	Change	% Change	Absolute Change
Felony	98	▲	+18.1%	+15
Garnishment	69	▼	+13.1%	+8
General Civil	153	▲	+27.5%	+33
Infraction/Civil Violation	1,300	▼	+24.9%	+259
Landlord /Tenant	19	▼	-53.7%	-22
Misdemeanor	543	▲	+17.3%	+80
Other	94	▲	-24.2%	-30
Protective Orders	30	▲	+66.7%	+12
GRAND TOTAL	2,306	▲	18.2%	+355

* Compared to same time period as previous year

** Case Type Categories are defined in the 2017 Virginia Judicial Workload Assessment

* Compared to same time period as previous year

** Case Type Categories are defined in the 2017 Virginia Judicial Workload Assessment
Source: SCV-SQL-Information

2024 Overall GRAND TOTAL		Distribution of Caseload			Change*		Percentage (%) of Caseload		
10,256	+460	Criminal	2,775	27%	8.3% ▲	+213	Criminal	2023	2024
		Traffic	3,432	33%	11.7% ▲	+359	Traffic	26.2%	27.1%
2024 		Civil	3,228	31%	-4.9% ▼	-167	Civil	31.4%	33.5%
2023 		Civil Commitments	821	8%	7.2% ▲	+55	Civil Commitments	34.7%	31.5%
		GRAND TOTAL	10,256	100%	4.7% ▲	+460	GRAND TOTAL	7.8%	8.0%
							GRAND TOTAL	100%	100%

Filings by Division & Code

Division	Case Type Description	Code	Summary	Change	% Change	Absolute Change
Criminal	Misdemeanor	M	1,705	▲	+7.4%	+118
	Felony	F	724	▲	+21.9%	+130
	Capias	CA	238	▼	-7.8%	-20
	Show Cause	SC	59	▼	-14.5%	-10
	Civil Violation	CV	45	▲	+7.1%	+3
	Motion	MO	2	▲	+100.0%	+1
	Restricted Operators License	RL	2	▼	-81.8%	-9
	Total			2,775	▲	8.3%
Traffic	Infraction	I	2,447	▲	+14.0%	+300
	Misdemeanor	M	924	▲	+10.8%	+90
	Capias	CA	39	▼	-32.8%	-19
	Felony	F	15	▼	-34.8%	-8
	Civil Violation	CV	2	▲	-	+2
	Restricted Operators License	RL	2	▼	-75.0%	-6
	Show Cause	SC	2	▼	-33.3%	-1
	Other	O	1	▲	-	+1
Total			3,432	▲	11.7%	+359
Civil	Warrant in Debt	WD	1,049	▲	+21.6%	+186
	Unlawful Detainer	UD	846	▼	-6.9%	-63
	Garnishment	GA	627	▼	-10.3%	-72
	Detinue	DT	280	▼	-41.4%	-198
	Other	OT	210	▼	-3.2%	-7
	Preliminary Protective Order	PP	73	▲	+9.0%	+6
	Protective Order	PO	69	▲	+7.8%	+5
	Admin License	AL	38	▲	+2.7%	+1
	Bond Forfeiture	BF	18	▼	-14.3%	-3
	Impoundment	IM	7	▲	+75.0%	+3
	Tenants Assertion	TA	4	▼	-42.9%	-3
	Abstract	AJ	2	▼	-81.8%	-9
	Interrogatory	IN	2	▼	-33.3%	-1
	Motion for Judgment	MJ	2	▼	-33.3%	-1
	Counter Claim	CC	1	▼	-50.0%	-1
	Mechanic's Lien	ML	0	▼	-100.0%	-1
	Petition-Restore Arms	PR	0	▼	-100.0%	-5
Show Cause	SC	0	▼	-100.0%	-4	
Total			3,228	▼	-4.9%	-167
Civil Commitments	Mental Commitment	MC	390	▲	+12.1%	+42
	Temporary Detention Order	TD	180	▲	+16.9%	+26
	Other	OT	168	▲	+17.5%	+25
	Emergency Custody Order	EC	77	▼	-30.0%	-33
	Petition	PT	5	▼	-28.6%	-2
	Medical Emergency Temporary Detention Order	MT	1	▼	-66.7%	-2
	Medical Emergency Custody Order	ME	0	▼	-100.0%	-1
Total			821	▲	7.2%	+55
GRAND TOTAL			10,256	▲	4.7%	+460

* Compared to same time period as previous year

** Case Type Categories are defined in the 2017 Virginia Judicial Workload Assessment

CPSS - GCMS CASELOAD STATISTICS OF THE GENERAL DISTRICT COURTS
 January 2024 thru August 2024 Filings (Compared to January 2023 thru August 2023)

Danville



District: 22 FIPS: 590

Filings by Major Case Category**

Category	Summary	Change	% Change	Absolute Change
Felony	739	▼	+19.8%	+122
Garnishment	629	▼	-10.4%	-73
General Civil	1,336	▼	-1.5%	-21
Infraction/Civil Violation	2,495	▲	+14.0%	+306
Involuntary Civil Commitments	173	▼	+15.3%	+23
Landlord /Tenant	850	▼	-7.2%	-66
Misdemeanor	2,633	▼	+7.9%	+193
Other	1,259	▼	-2.7%	-35
Protective Orders	142	▲	+8.4%	+11
GRAND TOTAL	10,256	▲	4.7%	+460

* Compared to same time period as previous year

** Case Type Categories are defined in the 2017 Virginia Judicial Workload Assessment
 Source: SCV-SQL-Information

2024 Overall GRAND TOTAL		Distribution of Caseload			Change*		Percentage (%) of Caseload		
8,299	+1,524	Criminal	1,329	16%	3.8% ▲	+49	Criminal	2023	2024
		Traffic	5,124	62%	31.6% ▲	+1,231	Traffic	18.9%	16.0%
		Civil	1,708	21%	18.0% ▲	+261	Civil	57.5%	61.7%
		Civil Commitments	138	2%	-11.0% ▼	-17	Civil Commitments	21.4%	20.6%
		GRAND TOTAL	8,299	100%	22.5% ▲	+1,524	GRAND TOTAL	2.3%	1.7%
							GRAND TOTAL	100%	100%

Filings by Division & Code

Division	Case Type Description	Code	Summary	Change	% Change	Absolute Change
Criminal	Misdemeanor	M	893	▲	+12.5%	+99
	Felony	F	266	▼	-18.9%	-62
	Capias	CA	84	▼	-15.2%	-15
	Civil Violation	CV	48	▲	+166.7%	+30
	Show Cause	SC	38	▼	-7.3%	-3
	Total			1,329	▲	3.8%
Traffic	Infraction	I	4,323	▲	+32.4%	+1,057
	Misdemeanor	M	767	▲	+32.0%	+186
	Capias	CA	24	▲	+9.1%	+2
	Felony	F	6	▼	-70.0%	-14
	Civil Violation	CV	3	▼	-25.0%	-1
	Show Cause	SC	1	▲	-	+1
Total			5,124	▲	31.6%	+1,231
Civil	Warrant in Debt	WD	756	▲	+35.5%	+198
	Garnishment	GA	450	▲	+6.9%	+29
	Unlawful Detainer	UD	144	▼	-23.8%	-45
	Other	OT	101	▼	+34.7%	+26
	Detinue	DT	51	▲	+21.4%	+9
	Preliminary Protective Order	PP	46	▲	+64.3%	+18
	Admin License	AL	45	▲	+9.8%	+4
	Interrogatory	IN	27	↔	-	-
	Impoundment	IM	20	▲	+53.8%	+7
	Show Cause	SC	19	▲	+72.7%	+8
	Bond Forfeiture	BF	18	▲	+5.9%	+1
	Abstract	AJ	12	▲	+200.0%	+8
	Protective Order	PO	8	▼	-11.1%	-1
	Counter Claim	CC	4	▲	+33.3%	+1
	Petition-Restore Arms	PR	3	▲	+50.0%	+1
	Overweight	OC	2	▲	-	+2
	Motion for Judgment	MJ	1	▲	-	+1
Tenants Assertion	TA	1	▼	-85.7%	-6	
Total			1,708	▲	18.0%	+261
Civil Commitments	Temporary Detention Order	TD	80	▼	-1.2%	-1
	Emergency Custody Order	EC	52	▼	-13.3%	-8
	Mental Commitment	MC	4	▼	-69.2%	-9
	Medical Emergency Temporary Detention Order	MT	1	▲	-	+1
	Other	OT	1	▲	-	+1
	Petition	PT	0	▼	-100.0%	-1
Total			138	▼	-11.0%	-17
GRAND TOTAL			8,299	▲	22.5%	+1,524

Filings by Major Case Category**

Category	Summary	Change	% Change	Absolute Change
Felony	272	▼	-21.8%	-76
Garnishment	477	▲	+6.5%	+29
General Civil	813	▲	+34.2%	+207
Infraction/Civil Violation	4,376	▲	+33.1%	+1,088
Involuntary Civil Commitments	1	▲	-	0

* Compared to same time period as previous year



** Case Type Categories are defined in the 2017 Virginia Judicial Workload Assessment

CPSS - GCMS CASELOAD STATISTICS OF THE GENERAL DISTRICT COURTS
 January 2024 thru August 2024 Filings (Compared to January 2023 thru August 2023)

Landlord /Tenant	145	▼	-26.0%	-51
Misdemeanor	1,660	▲	+20.7%	+285
Other	501	▲	+5.3%	+25
Protective Orders	54	▲	+45.9%	+17
GRAND TOTAL	8,299	▲	22.5%	+1,524

* Compared to same time period as previous year

** Case Type Categories are defined in the 2017 Virginia Judicial Workload Assessment
 Source: SCV-SQL-Information

2024 Overall GRAND TOTAL		Distribution of Caseload			Change*		Percentage (%) of Caseload		
8,105	+1,451	Criminal	706	9%	13.3% ▲	+83	Criminal	2023	2024
		Traffic	5,357	66%	29.6% ▲	+1,225	Traffic	9.4%	8.7%
		Civil	1,903	23%	7.6% ▲	+135	Civil	62.1%	66.1%
		Civil Commitments	139	2%	6.1% ▲	+8	Civil Commitments	26.6%	23.5%
		GRAND TOTAL	8,105	100%	21.8% ▲	+1,451	GRAND TOTAL	2.0%	1.7%
							GRAND TOTAL	100%	100%

Filings by Division & Code

Division	Case Type Description	Code	Summary	Change	% Change	Absolute Change
Criminal	Misdemeanor	M	434	▲	+9.3%	+37
	Felony	F	190	▲	+45.0%	+59
	Capias	CA	48	▲	+2.1%	+1
	Show Cause	SC	18	▲	+5.9%	+1
	Civil Violation	CV	16	▼	-48.4%	-15
	Total			706	▲	13.3%
Traffic	Infraction	I	4,463	▲	+27.2%	+953
	Misdemeanor	M	859	▲	+45.3%	+268
	Capias	CA	17	▼	-10.5%	-2
	Felony	F	13	▲	+44.4%	+4
	Show Cause	SC	4	▲	+33.3%	+1
	Civil Violation	CV	1	▲	-	+1
	Total			5,357	▲	29.6%
Civil	Warrant in Debt	WD	1,017	▲	+19.8%	+168
	Garnishment	GA	507	▲	+4.3%	+21
	Unlawful Detainer	UD	181	▼	-18.8%	-42
	Other	OT	79	▲	-2.5%	-2
	Preliminary Protective Order	PP	26	▲	+13.0%	+3
	Abstract	AJ	20	▼	-25.9%	-7
	Admin License	AL	13	▼	-13.3%	-2
	Detinue	DT	13	▲	+30.0%	+3
	Impoundment	IM	10	▲	+150.0%	+6
	Bond Forfeiture	BF	8	▲	+33.3%	+2
	Interrogatory	IN	8	▼	-42.9%	-6
	Show Cause	SC	8	▲	+100.0%	+4
	Protective Order	PO	6	▼	-50.0%	-6
	Counter Claim	CC	2	↔	-	-
	Tenants Assertion	TA	2	▼	-33.3%	-1
	Overweight	OC	1	▼	-50.0%	-1
	Petition-Restore Arms	PR	1	▼	-83.3%	-5
	Third Party Claim	TH	1	▲	-	+1
	Motion for Judgment	MJ	0	▼	-100.0%	-1
Total			1,903	▲	7.6%	+135
Civil Commitments	Temporary Detention Order	TD	85	▲	+28.8%	+19
	Emergency Custody Order	EC	50	▼	-18.0%	-11
	Mental Commitment	MC	2	↔	-	-
	Other	OT	1	↔	-	-
	Petition	PT	1	▲	-	+1
	Medical Emergency Temporary Detention Order	MT	0	▼	-100.0%	-1
Total			139	▲	6.1%	+8
GRAND TOTAL			8,105	▲	21.8%	+1,451

Filings by Major Case Category**

Category	Summary	Change	% Change	Absolute Change
Felony	203	▲	+45.0%	+63
Garnishment	515	▼	+3.0%	+15
General Civil	1,038	▼	+19.3%	+168
Infraction/Civil Violation	4,481	▲	+26.5%	+938

* Compared to same time period as previous year



** Case Type Categories are defined in the 2017 Virginia Judicial Workload Assessment

CPSS - GCMS CASELOAD STATISTICS OF THE GENERAL DISTRICT COURTS
 January 2024 thru August 2024 Filings (Compared to January 2023 thru August 2023)

Involuntary Civil Commitments	2	▲	+100.0%	+1
Landlord /Tenant	183	▼	-19.0%	-43
Misdemeanor	1,293	▲	+30.9%	+305
Other	358	▲	+2.0%	+7
Protective Orders	32	▼	-8.6%	-3
GRAND TOTAL	8,105	▲	21.8%	+1,451

* Compared to same time period as previous year

** Case Type Categories are defined in the 2017 Virginia Judicial Workload Assessment
 Source: SCV-SQL-Information

2024 Overall GRAND TOTAL		Distribution of Caseload			Change*		Percentage (%) of Caseload		
21,903	+951	Criminal	3,198	15%	-0.6% ▼	-20	Criminal	2023	2024
		Traffic	10,500	48%	6.8% ▲	+666	Traffic	15.4%	14.6%
		Civil	7,271	33%	4.6% ▲	+317	Civil	46.9%	47.9%
		Civil Commitments	934	4%	-1.3% ▼	-12	Civil Commitments	33.2%	33.2%
		GRAND TOTAL	21,903	100%	4.5% ▲	+951	GRAND TOTAL	4.5%	4.3%
							GRAND TOTAL	100%	100%

Filings by Division & Code

Division	Case Type Description	Code	Summary	Change	% Change	Absolute Change
Criminal	Misdemeanor	M	2,213	▲	+2.7%	+58
	Felony	F	820	▼	-6.4%	-56
	Capias	CA	79	▲	+8.2%	+6
	Show Cause	SC	75	▼	-1.3%	-1
	Civil Violation	CV	9	▼	-70.0%	-21
	Motion	MO	1	▼	-85.7%	-6
	Restricted Operators License	RL	1	↔		-
	Total			3,198	▼	-0.6%
Traffic	Infraction	I	7,851	▲	+4.9%	+369
	Misdemeanor	M	2,458	▲	+14.5%	+312
	Felony	F	81	▼	-4.7%	-4
	Show Cause	SC	41	▼	-22.6%	-12
	Civil Violation	CV	36	▲	+44.0%	+11
	Capias	CA	13	▲	+18.2%	+2
	Motion	MO	12	↔		-
	Restricted Operators License	RL	6	▼	-70.0%	-14
	Other	O	2	▲	-	+2
Total			10,500	▲	6.8%	+666
Civil	Warrant in Debt	WD	2,373	▲	+18.6%	+372
	Unlawful Detainer	UD	1,914	▲	+12.5%	+212
	Garnishment	GA	1,557	▼	-9.3%	-159
	Other	OT	318	▼	-21.1%	-85
	Detinue	DT	259	▼	-28.3%	-102
	Protective Order	PO	199	▲	+43.2%	+60
	Preliminary Protective Order	PP	198	▼	-9.6%	-21
	Interrogatory	IN	160	▲	+58.4%	+59
	Show Cause	SC	86	▲	+6.2%	+5
	Admin License	AL	61	▲	+19.6%	+10
	Bond Forfeiture	BF	45	▼	-28.6%	-18
	Tenants Assertion	TA	34	▲	+9.7%	+3
	Abstract	AJ	30	▼	-28.6%	-12
	Counter Claim	CC	18	▲	+125.0%	+10
	Impoundment	IM	8	▼	-60.0%	-12
	Motion for Judgment	MJ	5	▲	+66.7%	+2
	Petition-Restore Arms	PR	4	▲	+300.0%	+3
Capias	CA	2	▼	-83.3%	-10	
Total			7,271	▲	4.6%	+317
Civil Commitments	Temporary Detention Order	TD	495	▲	+16.5%	+70
	Mental Commitment	MC	204	▼	-10.9%	-25
	Emergency Custody Order	EC	112	▼	-28.2%	-44
	Medical Emergency Temporary Detention Order	MT	87	▼	-12.1%	-12
	Other	OT	36	▼	-2.7%	-1
Total			934	▼	-1.3%	-12
GRAND TOTAL			21,903	▲	4.5%	+951

* Compared to same time period as previous year



** Case Type Categories are defined in the 2017 Virginia Judicial Workload Assessment

Filings by Major Case Category**

Category	Summary	Change	% Change	Absolute Change
Felony	901	▼	-6.2%	-60
Garnishment	1,717	▲	-5.5%	-100
General Civil	2,665	▲	+11.5%	+274
Infraction/Civil Violation	7,898	▲	+4.8%	+361
Involuntary Civil Commitments	36	▼	-2.7%	-1
Landlord /Tenant	1,948	▲	+12.4%	+215
Misdemeanor	4,678	▼	+8.2%	+356
Other	1,663	▼	-7.4%	-133
Protective Orders	397	▲	+10.9%	+39
GRAND TOTAL	21,903	▲	4.5%	+951

* Compared to same time period as previous year

** Case Type Categories are defined in the 2017 Virginia Judicial Workload Assessment
 Source: SCV-SQL-Information

2024 Overall GRAND TOTAL		Distribution of Caseload			Change*		Percentage (%) of Caseload		
17,653	+2,547	Criminal	1,864	11%	11.4% ▲	+190	Criminal	2023	2024
		Traffic	12,142	69%	18.8% ▲	+1,923	Traffic	11.1%	10.6%
		Civil	2,890	16%	14.8% ▲	+373	Civil	67.6%	68.8%
		Civil Commitments	757	4%	8.8% ▲	+61	Civil Commitments	16.7%	16.4%
		GRAND TOTAL	17,653	100%	16.9% ▲	+2,547	GRAND TOTAL	4.6%	4.3%
							GRAND TOTAL	100%	100%

Filings by Division & Code

Division	Case Type Description	Code	Summary	Change	% Change	Absolute Change
Criminal	Misdemeanor	M	1,238	▲	+11.1%	+124
	Felony	F	438	▲	+12.9%	+50
	Capias	CA	115	▲	+15.0%	+15
	Show Cause	SC	60	▲	+27.7%	+13
	Civil Violation	CV	13	▼	-48.0%	-12
	Total			1,864	▲	11.4%
Traffic	Infraction	I	9,206	▲	+17.5%	+1,370
	Misdemeanor	M	2,722	▲	+25.4%	+552
	Capias	CA	73	▲	+21.7%	+13
	Show Cause	SC	68	▼	-20.9%	-18
	Felony	F	33	▲	+17.9%	+5
	Civil Violation	CV	32	▲	+3.2%	+1
	Restricted Operators License	RL	8	↔		-
	Total			12,142	▲	18.8%
Civil	Warrant in Debt	WD	1,232	▲	+29.5%	+281
	Garnishment	GA	624	▲	+12.0%	+67
	Unlawful Detainer	UD	529	▲	+7.5%	+37
	Other	OT	102	▲	+13.3%	+12
	Admin License	AL	81	▼	-17.3%	-17
	Preliminary Protective Order	PP	71	▲	+36.5%	+19
	Interrogatory	IN	55	▲	+22.2%	+10
	Protective Order	PO	54	▲	+17.4%	+8
	Bond Forfeiture	BF	43	▼	-27.1%	-16
	Show Cause	SC	29	▼	-31.0%	-13
	Abstract	AJ	25	▲	+47.1%	+8
	Impoundment	IM	17	▼	-58.5%	-24
	Detinue	DT	9	↔		-
	Counter Claim	CC	7	▲	+133.3%	+4
	Third Party Claim	TH	6	▲	-	+6
	Petition-Restore Arms	PR	2	↔		-
	Tenants Assertion	TA	2	▼	-75.0%	-6
	Cross Claim	CR	1	▲	-	+1
	Motion for Judgment	MJ	1	▼	-50.0%	-1
	Capias	CA	0	▼	-100.0%	-1
	Overweight	OC	0	▼	-100.0%	-2
Total			2,890	▲	14.8%	+373
Civil Commitments	Mental Commitment	MC	424	▼	-3.6%	-16
	Temporary Detention Order	TD	166	▲	+46.9%	+53
	Other	OT	111	▲	+27.6%	+24
	Emergency Custody Order	EC	56	↔		-
	Total			757	▲	8.8%
GRAND TOTAL			17,653	▲	16.9%	+2,547

Filings by Major Case Category**

Category	Summary	Change	% Change	Absolute Change
Felony	471	▲	+13.2%	+55
Garnishment	679	▲	+12.8%	+77
General Civil	1,257	▼	+28.4%	+278

* Compared to same time period as previous year



** Case Type Categories are defined in the 2017 Virginia Judicial Workload Assessment

CPSS - GCMS CASELOAD STATISTICS OF THE GENERAL DISTRICT COURTS
 January 2024 thru August 2024 Filings (Compared to January 2023 thru August 2023)

Infraction/Civil Violation	9,251	▼	+17.2%	+1,357
Involuntary Civil Commitments	111	▲	+27.6%	+24
Landlord /Tenant	531	▼	+6.2%	+31
Misdemeanor	3,968	▲	+20.5%	+676
Other	1,260	▲	+1.8%	+22
Protective Orders	125	▲	+27.6%	+27
GRAND TOTAL	17,653	▲	16.9%	+2,547

* Compared to same time period as previous year

** Case Type Categories are defined in the 2017 Virginia Judicial Workload Assessment
 Source: SCV-SQL-Information

2024 Overall GRAND TOTAL		Distribution of Caseload			Change*		Percentage (%) of Caseload		
6,035	+759	Criminal	1,113	18%	24.2% ▲	+217	Criminal	2023	2024
		Traffic	3,122	52%	14.4% ▲	+392	Traffic	17.0%	18.4%
2024 		Civil	1,276	21%	17.9% ▲	+194	Civil	51.7%	51.7%
2023 		Civil Commitments	524	9%	-7.7% ▼	-44	Civil Commitments	20.5%	21.1%
		GRAND TOTAL	6,035	100%	14.4% ▲	+759	GRAND TOTAL	10.8%	8.7%
							GRAND TOTAL	100%	100%

Filings by Division & Code

Division	Case Type Description	Code	Summary	Change	% Change	Absolute Change
Criminal	Misdemeanor	M	766	▲	+37.3%	+208
	Felony	F	230	▲	+7.5%	+16
	Capias	CA	51	▼	-3.8%	-2
	Show Cause	SC	43	▼	-10.4%	-5
	Civil Violation	CV	23	↔		-
	Total			1,113	▲	24.2%
Traffic	Infraction	I	2,474	▲	+10.9%	+244
	Misdemeanor	M	608	▲	+38.2%	+168
	Show Cause	SC	21	▼	-50.0%	-21
	Felony	F	10	▲	+25.0%	+2
	Capias	CA	9	↔		-
	Restricted Operators License	RL	0	▼	-100.0%	-1
Total			3,122	▲	14.4%	+392
Civil	Warrant in Debt	WD	484	▲	+39.5%	+137
	Unlawful Detainer	UD	284	▼	-5.6%	-17
	Garnishment	GA	219	▲	+6.8%	+14
	Admin License	AL	61	▲	+125.9%	+34
	Other	OT	60	▲	+3.4%	+2
	Detinue	DT	45	▼	-15.1%	-8
	Interrogatory	IN	27	▲	+68.8%	+11
	Preliminary Protective Order	PP	23	▲	+15.0%	+3
	Show Cause	SC	21	▲	+110.0%	+11
	Protective Order	PO	17	▼	-5.6%	-1
	Impoundment	IM	14	▲	+180.0%	+9
	Abstract	AJ	10	▼	-16.7%	-2
	Bond Forfeiture	BF	4	↔		-
	Motion for Judgment	MJ	2	▲	-	+2
	Petition-Restore Arms	PR	2	▲	+100.0%	+1
	Tenants Assertion	TA	2	▼	-50.0%	-2
Capias	CA	1	↔		-	
Total			1,276	▲	17.9%	+194
Civil Commitments	Mental Commitment	MC	330	▼	-3.8%	-13
	Temporary Detention Order	TD	126	▼	-20.8%	-33
	Emergency Custody Order	EC	33	▲	+3.1%	+1
	Other	OT	22	▲	+4.8%	+1
	Medical Emergency Temporary Detention Order	MT	13	↔		-
Total			524	▼	-7.7%	-44
GRAND TOTAL			6,035	▲	14.4%	+759

Filings by Major Case Category**

Category	Summary	Change	% Change	Absolute Change
Felony	240	▲	+8.1%	+18
Garnishment	246	▲	+11.3%	+25
General Civil	539	▲	+33.1%	+134
Infraction/Civil Violation	2,497	▲	+10.8%	+244
Involuntary Civil Commitments	22	▲	+4.8%	+1
Landlord /Tenant	286	▼	-6.2%	-19
Misdemeanor	1,374	▼	+37.5%	+375

* Compared to same time period as previous year

** Case Type Categories are defined in the 2017 Virginia Judicial Workload Assessment

CPSS - GCMS CASELOAD STATISTICS OF THE GENERAL DISTRICT COURTS
January 2024 thru August 2024 Filings (Compared to January 2023 thru August 2023)

Salem

District: 23 FIPS: 775



Other	791	▲	-2.6%	-21
Protective Orders	40	▲	+5.3%	+2
GRAND TOTAL	6,035	▲	14.4%	+759

* Compared to same time period as previous year

** Case Type Categories are defined in the 2017 Virginia Judicial Workload Assessment
Source: SCV-SQL-Information

CPSS - GCMS CASELOAD STATISTICS OF THE GENERAL DISTRICT COURTS

January 2024 thru August 2024 Filings (Compared to January 2023 thru August 2023)

2024 Overall GRAND TOTAL		Distribution of Caseload			Change*		Percentage (%) of Caseload		
7,160	+1,891	Criminal	730	10%	-7.2% ▼	-57	Criminal	2023	2024
		Traffic	5,214	73%	60.4% ▲	+1,963	Traffic	14.9%	10.2%
		Civil	1,148	16%	-0.7% ▲	-8	Civil	61.7%	72.8%
		Civil Commitments	68	1%	-9.3% ▼	-7	Civil Commitments	21.9%	16.0%
		GRAND TOTAL	7,160	100%	35.9% ▲	+1,891	GRAND TOTAL	100%	100%

Filings by Division & Code

Division	Case Type Description	Code	Summary	Change	% Change	Absolute Change
Criminal	Misdemeanor	M	396	▼	-2.7%	-11
	Felony	F	193	▼	-9.8%	-21
	Show Cause	SC	79	▲	+3.9%	+3
	Capias	CA	54	▼	-22.9%	-16
	Motion	MO	4	▼	-66.7%	-8
	Civil Violation	CV	3	▼	-62.5%	-5
	Restricted Operators License	RL	1	▲	-	+1
	Total			730	▼	-7.2%
Traffic	Infraction	I	4,272	▲	+55.7%	+1,529
	Misdemeanor	M	870	▲	+102.8%	+441
	Show Cause	SC	25	▼	-26.5%	-9
	Capias	CA	22	▲	+15.8%	+3
	Felony	F	13	▲	+160.0%	+8
	Civil Violation	CV	7	▼	-46.2%	-6
	Motion	MO	5	▼	-37.5%	-3
	Total			5,214	▲	60.4%
Civil	Warrant in Debt	WD	503	▲	+42.5%	+150
	Garnishment	GA	291	▼	-12.1%	-40
	Unlawful Detainer	UD	137	▼	-32.5%	-66
	Other	OT	57	▼	-16.2%	-11
	Preliminary Protective Order	PP	34	▼	-5.6%	-2
	Protective Order	PO	26	▲	+8.3%	+2
	Admin License	AL	23	▼	-37.8%	-14
	Detinue	DT	23	▼	-20.7%	-6
	Interrogatory	IN	21	▼	-12.5%	-3
	Show Cause	SC	15	▲	+25.0%	+3
	Abstract	AJ	6	▼	-50.0%	-6
	Bond Forfeiture	BF	3	▼	-82.4%	-14
	Motion for Judgment	MJ	3	▲	+200.0%	+2
	Capias	CA	2	↔	-	-
	Impoundment	IM	2	▼	-60.0%	-3
	Petition-Restore Arms	PR	1	↔	-	-
Tenants Assertion	TA	1	↔	-	-	
Total			1,148	▼	-0.7%	-8
Civil Commitments	Temporary Detention Order	TD	53	▼	-20.9%	-14
	Emergency Custody Order	EC	15	▲	+87.5%	+7
	Total		68	▼	-9.3%	-7
GRAND TOTAL			7,160	▲	35.9%	+1,891

Filings by Major Case Category**

Category	Summary	Change	% Change	Absolute Change
Felony	206	▲	-5.9%	-13
Garnishment	312	▼	-12.1%	-43
General Civil	542	▲	+37.2%	+147
Infraction/Civil Violation	4,282	▼	+54.9%	+1,518
Landlord /Tenant	138	▼	-32.4%	-66
Misdemeanor	1,267	▲	+51.6%	+431
Other	353	▼	-19.0%	-83

* Compared to same time period as previous year

** Case Type Categories are defined in the 2017 Virginia Judicial Workload Assessment

CPSS - GCMS CASELOAD STATISTICS OF THE GENERAL DISTRICT COURTS
January 2024 thru August 2024 Filings (Compared to January 2023 thru August 2023)

Protective Orders	60	▲		0
GRAND TOTAL	7,160	▲	35.9%	+1,891

* Compared to same time period as previous year

** Case Type Categories are defined in the 2017 Virginia Judicial Workload Assessment
Source: SCV-SQL-Information

2024 Overall GRAND TOTAL		Distribution of Caseload			Change*		Percentage (%) of Caseload			
6,932	+122	Criminal	1,310	19%	-8.8%	▼	-126	Criminal	2023: 21.1%	2024: 18.9%
		Traffic	3,240	47%	-3.5%	▼	-119	Traffic	49.3%	46.7%
2024		Civil	2,252	32%	17.4%	▲	+333	Civil	28.2%	32.5%
2023		Civil Commitments	130	2%	35.4%	▲	+34	Civil Commitments	1.4%	1.9%
		GRAND TOTAL	6,932	100%	1.8%	▲	+122	GRAND TOTAL	100%	100%

Filings by Division & Code

Division	Case Type Description	Code	Summary	Change	% Change	Absolute Change
Criminal	Misdemeanor	M	729	▼	-5.4%	-42
	Felony	F	348	▲	+3.0%	+10
	Capias	CA	107	▲	+2.9%	+3
	Show Cause	SC	103	▼	-33.1%	-51
	Civil Violation	CV	23	▼	-66.7%	-46
	Total			1,310	▼	-8.8%
Traffic	Infraction	I	2,359	▼	-3.0%	-72
	Misdemeanor	M	657	▼	-0.8%	-5
	Show Cause	SC	127	▼	-8.6%	-12
	Capias	CA	77	▼	-28.0%	-30
	Felony	F	19	↔	-	-
	Restricted Operators License	RL	1	▲	-	+1
	Civil Violation	CV	0	▼	-100.0%	-1
	Total			3,240	▼	-3.5%
Civil	Warrant in Debt	WD	1,097	▲	+34.6%	+282
	Garnishment	GA	538	▲	+28.7%	+120
	Unlawful Detainer	UD	168	▼	-13.4%	-26
	Other	OT	99	▼	-22.0%	-28
	Preliminary Protective Order	PP	92	▲	+12.2%	+10
	Protective Order	PO	73	▲	+23.7%	+14
	Impoundment	IM	52	▲	+62.5%	+20
	Interrogatory	IN	45	▲	+15.4%	+6
	Detinue	DT	31	▼	-31.1%	-14
	Admin License	AL	20	▼	-35.5%	-11
	Show Cause	SC	16	▼	-55.6%	-20
	Abstract	AJ	14	▼	-26.3%	-5
	Bond Forfeiture	BF	2	▲	+100.0%	+1
	Capias	CA	2	▼	-66.7%	-4
	Tenants Assertion	TA	2	▼	-50.0%	-2
	Counter Claim	CC	1	▼	-85.7%	-6
	Overweight	OC	0	▼	-100.0%	-1
	Restricted Operators License	RL	0	▼	-100.0%	-2
	Third Party Claim	TH	0	▼	-100.0%	-1
Total			2,252	▲	17.4%	+333
Civil Commitments	Temporary Detention Order	TD	78	▲	+44.4%	+24
	Emergency Custody Order	EC	52	▲	+26.8%	+11
	Medical Emergency Temporary Detention Order	MT	0	▼	-100.0%	-1
	Total			130	▲	35.4%
GRAND TOTAL			6,932	▲	1.8%	+122

Filings by Major Case Category**

Category	Summary	Change	% Change	Absolute Change
Felony	367	▲	+2.8%	+10
Garnishment	583	▲	+27.6%	+126
General Civil	1,136	▼	+29.4%	+258
Infraction/Civil Violation	2,382	▼	-4.8%	-120
Landlord /Tenant	170	▼	-14.1%	-28
Misdemeanor	1,387	▲	-3.3%	-48

* Compared to same time period as previous year

** Case Type Categories are defined in the 2017 Virginia Judicial Workload Assessment

CPSS - GCMS CASELOAD STATISTICS OF THE GENERAL DISTRICT COURTS

January 2024 thru August 2024 Filings (Compared to January 2023 thru August 2023)

Other	742	▼	-11.9%	-100
Protective Orders	165	▲	+17.0%	+24
GRAND TOTAL	6,932	▲	1.8%	+122

* Compared to same time period as previous year

** Case Type Categories are defined in the 2017 Virginia Judicial Workload Assessment
Source: SCV-SQL-Information

CPSS - GCMS CASELOAD STATISTICS OF THE GENERAL DISTRICT COURTS
 January 2024 thru August 2024 Filings (Compared to January 2023 thru August 2023)

2024 Overall GRAND TOTAL		Distribution of Caseload			Change*		Percentage (%) of Caseload		
7,509	+837	Criminal	966	13%	3.3% ▲	+31	Criminal	2023 14.0%	2024 12.9%
		Traffic	4,170	56%	30.4% ▲	+972	Traffic	47.9%	55.5%
2024		Civil	2,284	30%	-7.5% ▼	-185	Civil	37.0%	30.4%
2023		Civil Commitments	89	1%	27.1% ▲	+19	Civil Commitments	1.0%	1.2%
		GRAND TOTAL	7,509	100%	12.5% ▲	+837	GRAND TOTAL	100%	100%

Filings by Division & Code

Division	Case Type Description	Code	Summary	Change	% Change	Absolute Change
Criminal	Misdemeanor	M	524	▼	-9.7%	-56
	Felony	F	266	▲	+33.0%	+66
	Capias	CA	71	▲	+54.3%	+25
	Show Cause	SC	71	▼	-6.6%	-5
	Civil Violation	CV	23	▲	+91.7%	+11
	Restricted Operators License	RL	11	▼	-45.0%	-9
	Motion	MO	0	▼	-100.0%	-1
	Total			966	▲	3.3%
Traffic	Infraction	I	3,416	▲	+29.7%	+783
	Misdemeanor	M	657	▲	+34.1%	+167
	Show Cause	SC	38	▲	+31.0%	+9
	Capias	CA	29	▲	+16.0%	+4
	Felony	F	16	▲	+6.7%	+1
	Civil Violation	CV	9	▲	-	+9
	Restricted Operators License	RL	5	↔	-	-
	Motion	MO	0	▼	-100.0%	-1
Total			4,170	▲	30.4%	+972
Civil	Warrant in Debt	WD	1,153	▼	-7.3%	-91
	Garnishment	GA	401	▲	+13.3%	+47
	Unlawful Detainer	UD	390	▼	-15.9%	-74
	Other	OT	87	▼	-23.0%	-26
	Preliminary Protective Order	PP	61	▼	-24.7%	-20
	Admin License	AL	31	▲	+10.7%	+3
	Interrogatory	IN	30	↔	-	-
	Detinue	DT	26	▼	-18.8%	-6
	Protective Order	PO	25	▼	-50.0%	-25
	Impoundment	IM	20	▲	+17.6%	+3
	Show Cause	SC	17	▲	+13.3%	+2
	Bond Forfeiture	BF	16	▲	+6.7%	+1
	Abstract	AJ	14	▼	-6.7%	-1
	Capias	CA	3	▲	+200.0%	+2
	Counter Claim	CC	3	▲	+50.0%	+1
	Tenants Assertion	TA	3	▼	-25.0%	-1
	Petition-Restore Arms	PR	2	↔	-	-
	Cross Claim	CR	1	▲	-	+1
	Third Party Claim	TH	1	↔	-	-
Overweight	OC	0	▼	-100.0%	-1	
Total			2,284	▼	-7.5%	-185
Civil Commitments	Temporary Detention Order	TD	55	▲	+66.7%	+22
	Emergency Custody Order	EC	33	▼	-10.8%	-4
	Medical Emergency Temporary Detention Order	MT	1	▲	-	+1
Total			89	▲	27.1%	+19
GRAND TOTAL			7,509	▲	12.5%	+837

Filings by Major Case Category**

Category	Summary	Change	% Change	Absolute Change
Felony	282	▲	+31.2%	+67
Garnishment	431	▲	+12.2%	+47

* Compared to same time period as previous year

** Case Type Categories are defined in the 2017 Virginia Judicial Workload Assessment



CPSS - GCMS CASELOAD STATISTICS OF THE GENERAL DISTRICT COURTS

January 2024 thru August 2024 Filings (Compared to January 2023 thru August 2023)

General Civil	1,191	▼	-7.5%	-96
Infraction/Civil Violation	3,448	▲	+30.3%	+802
Landlord /Tenant	393	▼	-16.0%	-75
Misdemeanor	1,197	▼	+9.3%	+102
Other	481	▲	+7.8%	+35
Protective Orders	86	▼	-34.4%	-45
GRAND TOTAL	7,509	▲	12.5%	+837

* Compared to same time period as previous year

** Case Type Categories are defined in the 2017 Virginia Judicial Workload Assessment
Source: SCV-SQL-Information

2024 Overall GRAND TOTAL		Distribution of Caseload			Change*		Percentage (%) of Caseload			
14,365	-737	Criminal	3,289	23%	-9.0%	▼	-327	Criminal	2023: 23.9%	2024: 22.9%
		Traffic	4,737	33%	-17.1%	▼	-979	Traffic	37.8%	33.0%
2024 		Civil	5,639	39%	11.3%	▲	+574	Civil	33.5%	39.3%
2023 		Civil Commitments	700	5%	-0.7%	▼	-5	Civil Commitments	4.7%	4.9%
		GRAND TOTAL	14,365	100%	-4.9%	▼	-737	GRAND TOTAL	100%	100%

Filings by Division & Code

Division	Case Type Description	Code	Summary	Change	% Change	Absolute Change
Criminal	Misdemeanor	M	1,857	▼	-3.5%	-68
	Felony	F	875	▼	-13.9%	-141
	Capias	CA	253	▼	-22.9%	-75
	Show Cause	SC	245	▼	-16.1%	-47
	Civil Violation	CV	31	▲	+19.2%	+5
	Motion	MO	28	▼	-3.4%	-1
	Total			3,289	▼	-9.0%
Traffic	Infraction	I	3,298	▼	-21.1%	-884
	Misdemeanor	M	1,279	▼	-3.8%	-51
	Show Cause	SC	74	▼	-15.9%	-14
	Capias	CA	51	▼	-22.7%	-15
	Felony	F	25	▼	-10.7%	-3
	Restricted Operators License	RL	4	▼	-63.6%	-7
	Civil Violation	CV	3	▼	-40.0%	-2
	Motion	MO	2	▼	-33.3%	-1
	Other	O	1	▼	-66.7%	-2
Total			4,737	▼	-17.1%	-979
Civil	Warrant in Debt	WD	2,128	▲	+23.1%	+400
	Unlawful Detainer	UD	1,216	▲	+13.5%	+145
	Garnishment	GA	922	▲	+9.2%	+78
	Detinue	DT	320	▼	-9.9%	-35
	Other	OT	270	▼	-13.5%	-42
	Preliminary Protective Order	PP	175	▲	+4.2%	+7
	Protective Order	PO	111	↔	-	-
	Interrogatory	IN	108	▼	-7.7%	-9
	Bond Forfeiture	BF	96	▲	+41.2%	+28
	Impoundment	IM	83	▼	-19.4%	-20
	Show Cause	SC	60	▲	+9.1%	+5
	Admin License	AL	52	▼	-20.0%	-13
	Abstract	AJ	51	▲	+64.5%	+20
	Capias	CA	14	▲	+40.0%	+4
	Tenants Assertion	TA	13	▲	+62.5%	+5
	Petition-Restore Arms	PR	6	▲	+100.0%	+3
	Motion for Judgment	MJ	5	▼	-37.5%	-3
	Counter Claim	CC	4	▼	-50.0%	-4
	Third Party Claim	TH	3	▲	-	+3
	Cross Claim	CR	1	▲	-	+1
Distress Seizure	DS	1	▲	-	+1	
Total			5,639	▲	11.3%	+574
Civil Commitments	Mental Commitment	MC	312	▲	+23.8%	+60
	Temporary Detention Order	TD	216	▼	-17.2%	-45
	Emergency Custody Order	EC	164	▼	-11.4%	-21
	Medical Emergency Temporary Detention Order	MT	4	↔	-	-
	Petition	PT	3	▲	-	+3
	Medical Emergency Custody Order	ME	1	▼	-66.7%	-2
Total			700	▼	-0.7%	-5
GRAND TOTAL			14,365	▼	-4.9%	-737

* Compared to same time period as previous year

** Case Type Categories are defined in the 2017 Virginia Judicial Workload Assessment

CPSS - GCMS CASELOAD STATISTICS OF THE GENERAL DISTRICT COURTS
 January 2024 thru August 2024 Filings (Compared to January 2023 thru August 2023)

Lynchburg



District: 24 FIPS: 680

Filings by Major Case Category**

Category	Summary	Change	% Change	Absolute Change
Felony	900	▼	-13.8%	-144
Garnishment	1,030	▲	+7.2%	+69
General Civil	2,483	▲	+16.4%	+350
Infraction/Civil Violation	3,333	▼	-20.9%	-883
Involuntary Civil Commitments	3	▲	-	+3
Landlord /Tenant	1,229	▲	+13.9%	+150
Misdemeanor	3,140	▼	-3.9%	-126
Other	1,961	▲	-7.7%	-163
Protective Orders	286	▲	+2.5%	+7
GRAND TOTAL	14,365	▼	-4.9%	-737

* Compared to same time period as previous year

** Case Type Categories are defined in the 2017 Virginia Judicial Workload Assessment
 Source: SCV-SQL-Information

2024 Overall GRAND TOTAL		Distribution of Caseload			Change*		Percentage (%) of Caseload		
3,260	+256	Criminal	338	10%	-7.1% ▼	-26	Criminal	2023	2024
		Traffic	2,534	78%	14.8% ▲	+326	Traffic	73.5%	77.7%
		Civil	337	10%	-12.7% ▼	-49	Civil	12.8%	10.3%
		Civil Commitments	51	2%	10.9% ▲	+5	Civil Commitments	1.5%	1.6%
		GRAND TOTAL	3,260	100%	8.5% ▲	+256	GRAND TOTAL	100%	100%

Filings by Division & Code

Division	Case Type Description	Code	Summary	Change	% Change	Absolute Change
Criminal	Misdemeanor	M	201	▼	-13.7%	-32
	Felony	F	81	▼	-18.2%	-18
	Show Cause	SC	30	▲	+57.9%	+11
	Capias	CA	21	▲	+200.0%	+14
	Civil Violation	CV	5	▼	-16.7%	-1
	Total			338	▼	-7.1%
Traffic	Infraction	I	2,148	▲	+20.7%	+368
	Misdemeanor	M	361	▼	-10.4%	-42
	Capias	CA	9	↔		-
	Show Cause	SC	7	▼	-22.2%	-2
	Felony	F	5	▲	+25.0%	+1
	Civil Violation	CV	3	▲	+200.0%	+2
	Restricted Operators License	RL	1	▼	-50.0%	-1
	Total			2,534	▲	14.8%
Civil	Warrant in Debt	WD	147	▲	+4.3%	+6
	Garnishment	GA	83	▼	-9.8%	-9
	Other	OT	27	▼	-27.0%	-10
	Unlawful Detainer	UD	24	▲	+14.3%	+3
	Preliminary Protective Order	PP	20	▼	-35.5%	-11
	Protective Order	PO	17	▼	-10.5%	-2
	Admin License	AL	5	▼	-82.8%	-24
	Detinue	DT	4	▲	+100.0%	+2
	Abstract	AJ	3	▼	-25.0%	-1
	Impoundment	IM	3	▲	+200.0%	+2
	Bond Forfeiture	BF	2	▲	+100.0%	+1
	Interrogatory	IN	1	↔		-
	Overweight	OC	1	↔		-
	Counter Claim	CC	0	▼	-100.0%	-1
	Motion for Judgment	MJ	0	▼	-100.0%	-4
Show Cause	SC	0	▼	-100.0%	-1	
Total			337	▼	-12.7%	-49
Civil Commitments	Temporary Detention Order	TD	32	▲	+10.3%	+3
	Emergency Custody Order	EC	19	▲	+11.8%	+2
	Total		51	▲	10.9%	+5
GRAND TOTAL			3,260	▲	8.5%	+256

Filings by Major Case Category**

Category	Summary	Change	% Change	Absolute Change
Felony	86	▲	-16.5%	-17
Garnishment	84	▼	-9.7%	-9
General Civil	151	▼	+2.0%	+3
Infraction/Civil Violation	2,157	▲	+20.6%	+369
Landlord /Tenant	24	▲	+14.3%	+3
Misdemeanor	563	▼	-11.8%	-75
Other	158	▲	-3.1%	-5
Protective Orders	37	▼	-26.0%	-13
GRAND TOTAL	3,260	▲	8.5%	+256

* Compared to same time period as previous year

** Case Type Categories are defined in the 2017 Virginia Judicial Workload Assessment

* Compared to same time period as previous year



** Case Type Categories are defined in the 2017 Virginia Judicial Workload Assessment
Source: SCV-SQL-Information

CPSS - GCMS CASELOAD STATISTICS OF THE GENERAL DISTRICT COURTS

January 2024 thru August 2024 Filings (Compared to January 2023 thru August 2023)

Allegheny

District: 25 FIPS: 005

2024 Overall GRAND TOTAL		Distribution of Caseload			Change*		Percentage (%) of Caseload		
6,410	+822	Criminal	834	13%	-4.1% ▼	-36	Criminal	2023	2024
		Traffic	4,400	69%	18.5% ▲	+688	Traffic	15.6%	13.0%
		Civil	916	14%	15.5% ▲	+123	Civil	66.4%	68.6%
		Civil Commitments	260	4%	22.1% ▲	+47	Civil Commitments	14.2%	14.3%
		GRAND TOTAL	6,410	100%	14.7% ▲	+822	GRAND TOTAL	3.8%	4.1%
							GRAND TOTAL	100%	100%

Filings by Division & Code

Division	Case Type Description	Code	Summary	Change	% Change	Absolute Change
Criminal	Misdemeanor	M	424	▼	-13.1%	-64
	Felony	F	342	▲	+11.4%	+35
	Capias	CA	42	▼	-8.7%	-4
	Civil Violation	CV	14	▲	+55.6%	+5
	Show Cause	SC	12	▼	-40.0%	-8
	Total			834	▼	-4.1%
Traffic	Infraction	I	3,628	▲	+20.4%	+614
	Misdemeanor	M	695	▲	+9.4%	+60
	Capias	CA	56	▲	+7.7%	+4
	Show Cause	SC	15	▲	+200.0%	+10
	Civil Violation	CV	3	↔	-	-
	Felony	F	3	↔	-	-
	Total			4,400	▲	18.5%
Civil	Warrant in Debt	WD	394	▲	+51.5%	+134
	Garnishment	GA	192	▼	-1.5%	-3
	Unlawful Detainer	UD	130	▼	-4.4%	-6
	Other	OT	68	▼	+17.2%	+10
	Detinue	DT	35	▼	-30.0%	-15
	Preliminary Protective Order	PP	30	▲	+3.4%	+1
	Protective Order	PO	26	▲	+13.0%	+3
	Admin License	AL	20	▼	-25.9%	-7
	Show Cause	SC	7	▲	+250.0%	+5
	Interrogatory	IN	6	▲	+100.0%	+3
	Overweight	OC	3	▲	-	+3
	Petition-Restore Arms	PR	2	▲	+100.0%	+1
	Abstract	AJ	1	↔	-	-
	Bond Forfeiture	BF	1	▲	-	+1
	Counter Claim	CC	1	↔	-	-
	Capias	CA	0	▼	-100.0%	-2
	Impoundment	IM	0	▼	-100.0%	-4
	Tenants Assertion	TA	0	▼	-100.0%	-1
Total			916	▲	15.5%	+123
Civil Commitments	Mental Commitment	MC	84	▲	+10.5%	+8
	Temporary Detention Order	TD	64	▲	+14.3%	+8
	Other	OT	63	▲	+43.2%	+19
	Emergency Custody Order	EC	44	▲	+18.9%	+7
	Medical Emergency Temporary Detention Order	MT	5	▲	-	+5
	Total			260	▲	22.1%
GRAND TOTAL			6,410	▲	14.7%	+822

Filings by Major Case Category**

Category	Summary	Change	% Change	Absolute Change
Felony	345	▲	+11.3%	+35
Garnishment	198	▲	-	0
General Civil	431	▲	+37.3%	+117
Infraction/Civil Violation	3,648	▲	+20.6%	+622
Involuntary Civil Commitments	63	▲	+43.2%	+19
Landlord /Tenant	130	▼	-5.1%	-7

* Compared to same time period as previous year

** Case Type Categories are defined in the 2017 Virginia Judicial Workload Assessment

CPSS - GCMS CASELOAD STATISTICS OF THE GENERAL DISTRICT COURTS

January 2024 thru August 2024 Filings (Compared to January 2023 thru August 2023)


Alleghany

District: 25 FIPS: 005

Misdemeanor	1,119	▼	-0.4%	-4
Other	420	▲	+9.4%	+36
Protective Orders	56	▲	+7.7%	+4
GRAND TOTAL	6,410	▲	14.7%	+822

* Compared to same time period as previous year

** Case Type Categories are defined in the 2017 Virginia Judicial Workload Assessment
Source: SCV-SQL-Information

2024 Overall GRAND TOTAL		Distribution of Caseload			Change*		Percentage (%) of Caseload		
14,295	+3,157	Criminal	1,713	12%	17.4% ▲	+254	Criminal	2023: 13.1%	2024: 12.0%
		Traffic	10,385	73%	36.0% ▲	+2,749	Traffic	68.6%	72.6%
2024		Civil	1,677	12%	10.8% ▲	+163	Civil	13.6%	11.7%
2023		Civil Commitments	520	4%	-1.7% ▼	-9	Civil Commitments	4.7%	3.6%
		GRAND TOTAL	14,295	100%	28.3% ▲	+3,157	GRAND TOTAL	100%	100%

Filings by Division & Code

Division	Case Type Description	Code	Summary	Change	% Change	Absolute Change
Criminal	Misdemeanor	M	866	▲	+31.4%	+207
	Felony	F	494	▲	+10.8%	+48
	Capias	CA	185	▼	-3.6%	-7
	Show Cause	SC	113	▼	-5.0%	-6
	Civil Violation	CV	55	▲	+27.9%	+12
	Total			1,713	▲	17.4%
Traffic	Infraction	I	8,776	▲	+38.7%	+2,449
	Misdemeanor	M	1,488	▲	+23.5%	+283
	Capias	CA	68	▲	+33.3%	+17
	Show Cause	SC	25	▼	-19.4%	-6
	Felony	F	18	▼	-5.3%	-1
	Other	O	7	▲	-	+7
	Civil Violation	CV	3	↔	-	-
	Total			10,385	▲	36.0%
Civil	Warrant in Debt	WD	738	▲	+15.3%	+98
	Garnishment	GA	330	▼	-4.9%	-17
	Unlawful Detainer	UD	284	▲	+18.8%	+45
	Other	OT	101	▼	+20.2%	+17
	Admin License	AL	73	▲	+97.3%	+36
	Preliminary Protective Order	PP	53	▲	+10.4%	+5
	Detinue	DT	20	▲	+11.1%	+2
	Abstract	AJ	16	▼	-20.0%	-4
	Interrogatory	IN	15	▼	-25.0%	-5
	Protective Order	PO	15	▼	-28.6%	-6
	Show Cause	SC	8	▼	-27.3%	-3
	Impoundment	IM	7	▼	-46.2%	-6
	Motion for Judgment	MJ	6	▲	+20.0%	+1
	Counter Claim	CC	4	▲	+300.0%	+3
	Petition-Restore Arms	PR	4	▼	-20.0%	-1
	Bond Forfeiture	BF	1	▲	-	+1
	Detinue Seizure	DZ	1	▲	-	+1
	Tenants Assertion	TA	1	▼	-50.0%	-1
	Capias	CA	0	▼	-100.0%	-2
	Overweight	OC	0	▼	-100.0%	-1
Total			1,677	▲	10.8%	+163
Civil Commitments	Mental Commitment	MC	223	▼	-3.9%	-9
	Temporary Detention Order	TD	133	▲	+9.9%	+12
	Emergency Custody Order	EC	116	▲	+1.8%	+2
	Petition	PT	22	▲	+4.8%	+1
	Other	OT	19	▼	-51.3%	-20
	Medical Emergency Temporary Detention Order	MT	5	▲	+150.0%	+3
	Medical Emergency Custody Order	ME	2	▲	-	+2
Total			520	▼	-1.7%	-9
GRAND TOTAL			14,295	▲	28.3%	+3,157

* Compared to same time period as previous year

** Case Type Categories are defined in the 2017 Virginia Judicial Workload Assessment

CPSS - GCMS CASELOAD STATISTICS OF THE GENERAL DISTRICT COURTS
 January 2024 thru August 2024 Filings (Compared to January 2023 thru August 2023)

Augusta



District: 25 FIPS: 015

Filings by Major Case Category**

Category	Summary	Change	% Change	Absolute Change
Felony	512	▲	+10.1%	+47
Garnishment	345	▼	-6.0%	-22
General Civil	774	▲	+14.2%	+96
Infraction/Civil Violation	8,841	▲	+38.7%	+2,467
Involuntary Civil Commitments	41	▼	-31.7%	-19
Landlord /Tenant	285	▼	+18.3%	+44
Misdemeanor	2,354	▲	+26.3%	+490
Other	1,075	▲	+5.4%	+55
Protective Orders	68	▼	-1.4%	-1
GRAND TOTAL	14,295	▲	28.3%	+3,157

* Compared to same time period as previous year

** Case Type Categories are defined in the 2017 Virginia Judicial Workload Assessment
 Source: SCV-SQL-Information

2024 Overall GRAND TOTAL		Distribution of Caseload			Change*		Percentage (%) of Caseload			
2024 	1,921	+59	Criminal	144	7%	-10.0% ▼	-16	Criminal	2023	2024
			Traffic	1,670	87%	2.5% ▲	+41	Traffic	8.6%	7.5%
2023 			Civil	99	5%	67.8% ▲	+40	Civil	87.5%	86.9%
			Civil Commitments	8	0%	-42.9% ▼	-6	Civil Commitments	3.2%	5.2%
			GRAND TOTAL	1,921	100%	3.2% ▲	+59	GRAND TOTAL	100%	100%

Filings by Division & Code


Division	Case Type Description	Code	Summary	Change	% Change	Absolute Change
Criminal	Misdemeanor	M	125	▼	-5.3%	-7
	Felony	F	10	▼	-23.1%	-3
	Civil Violation	CV	6	▲	+100.0%	+3
	Capias	CA	2	▼	-60.0%	-3
	Show Cause	SC	1	▼	-85.7%	-6
	Total			144	▼	-10.0%
Traffic	Infraction	I	1,534	▲	+2.9%	+43
	Misdemeanor	M	132	▼	-2.9%	-4
	Capias	CA	2	▲	+100.0%	+1
	Show Cause	SC	2	▲	+100.0%	+1
	Total			1,670	▲	2.5%
Civil	Warrant in Debt	WD	45	▲	+104.5%	+23
	Garnishment	GA	15	▼	-6.3%	-1
	Other	OT	8	▲	+100.0%	+4
	Admin License	AL	5	↔		-
	Protective Order	PO	5	▲	+400.0%	+4
	Unlawful Detainer	UD	5	▲	+25.0%	+1
	Preliminary Protective Order	PP	4	▲	+33.3%	+1
	Detinue	DT	3	▲	-	+3
	Impoundment	IM	3	↔		-
	Interrogatory	IN	2	▲	-	+2
	Show Cause	SC	2	▲	-	+2
	Capias	CA	1	▲	-	+1
	Counter Claim	CC	1	▲	-	+1
	Overweight	OC	0	▼	-100.0%	-1
	Total			99	▲	67.8%
Civil Commitments	Emergency Custody Order	EC	5	▼	-28.6%	-2
	Temporary Detention Order	TD	3	▼	-57.1%	-4
	Total		8	▼	-42.9%	-6
GRAND TOTAL			1,921	▲	3.2%	+59

Filings by Major Case Category**

Category	Summary	Change	% Change	Absolute Change
Felony	10	▼	-23.1%	-3
Garnishment	17	▲	+6.3%	+1
General Civil	50	▲	+117.4%	+27
Infraction/Civil Violation	1,540	▲	+3.0%	+45
Landlord /Tenant	5	▲	+25.0%	+1
Misdemeanor	257	▼	-4.1%	-11
Other	33	▲	-15.4%	-6
Protective Orders	9	▲	+125.0%	+5
GRAND TOTAL	1,921	▲	3.2%	+59

* Compared to same time period as previous year

** Case Type Categories are defined in the 2017 Virginia Judicial Workload Assessment
 Source: SCV-SQL-Information

2024 Overall GRAND TOTAL		Distribution of Caseload			Change*		Percentage (%) of Caseload		
9,356	-1,051	Criminal	792	8%	8.5% ▲	+62	Criminal	2023: 7.0%	2024: 8.5%
		Traffic	7,659	82%	-14.3% ▼	-1,275	Traffic	85.8%	81.9%
2024		Civil	852	9%	20.3% ▲	+144	Civil	6.8%	9.1%
2023		Civil Commitments	53	1%	51.4% ▲	+18	Civil Commitments	0.3%	0.6%
		GRAND TOTAL	9,356	100%	-10.1% ▼	-1,051	GRAND TOTAL	100%	100%

Filings by Division & Code

Division	Case Type Description	Code	Summary	Change	% Change	Absolute Change
Criminal	Misdemeanor	M	547	▲	+16.9%	+79
	Felony	F	132	▼	-12.6%	-19
	Show Cause	SC	39	▲	+39.3%	+11
	Capias	CA	36	▼	-32.1%	-17
	Civil Violation	CV	36	▲	+24.1%	+7
	Motion	MO	1	▲	-	+1
	Restricted Operators License	RL	1	↔	-	-
	Total			792	▲	8.5%
Traffic	Infraction	I	6,507	▼	-14.4%	-1,095
	Misdemeanor	M	1,097	▼	-14.2%	-181
	Show Cause	SC	33	↔	-	-
	Capias	CA	18	▲	+100.0%	+9
	Felony	F	3	▼	-70.0%	-7
	Civil Violation	CV	1	↔	-	-
	Restricted Operators License	RL	0	▼	-100.0%	-1
	Total			7,659	▼	-14.3%
Civil	Warrant in Debt	WD	439	▲	+35.1%	+114
	Garnishment	GA	146	▼	-6.4%	-10
	Unlawful Detainer	UD	69	▲	+46.8%	+22
	Admin License	AL	45	▲	+21.6%	+8
	Other	OT	42	▲	+50.0%	+14
	Preliminary Protective Order	PP	19	▲	+18.8%	+3
	Protective Order	PO	18	▼	-5.3%	-1
	Overweight	OC	16	▼	-52.9%	-18
	Impoundment	IM	15	▲	+36.4%	+4
	Interrogatory	IN	15	▲	+25.0%	+3
	Show Cause	SC	8	▲	-	+8
	Bond Forfeiture	BF	6	▲	+500.0%	+5
	Motor Carrier	MC	5	▲	+150.0%	+3
	Detinue	DT	3	▼	-50.0%	-3
	Counter Claim	CC	2	▲	-	+2
	Tenants Assertion	TA	2	▼	-33.3%	-1
	Abstract	AJ	1	▼	-90.0%	-9
	Petition to Require Blood Test	BT	1	▲	-	+1
Petition-Restore Arms	PR	0	▼	-100.0%	-1	
Total			852	▲	20.3%	+144
Civil Commitments	Temporary Detention Order	TD	34	▲	+112.5%	+18
	Emergency Custody Order	EC	18	▲	+38.5%	+5
	Mental Commitment	MC	1	▼	-83.3%	-5
	Total			53	▲	51.4%
GRAND TOTAL			9,356	▼	-10.1%	-1,051

Filings by Major Case Category**

Category	Summary	Change	% Change	Absolute Change
Felony	135	▼	-16.1%	-26
Garnishment	161	▲	-4.2%	-7
General Civil	449	▼	+33.2%	+112
Infraction/Civil Violation	6,565	▲	-14.4%	-1,103

* Compared to same time period as previous year

** Case Type Categories are defined in the 2017 Virginia Judicial Workload Assessment

CPSS - GCMS CASELOAD STATISTICS OF THE GENERAL DISTRICT COURTS

January 2024 thru August 2024 Filings (Compared to January 2023 thru August 2023)



Botetourt

District: 25 FIPS: 023

Landlord /Tenant	71	▲	+42.0%	+21
Misdemeanor	1,645	▼	-5.9%	-103
Other	293	▲	+22.1%	+53
Protective Orders	37	▲	+5.7%	+2
GRAND TOTAL	9,356	▼	-10.1%	-1,051

* Compared to same time period as previous year

** Case Type Categories are defined in the 2017 Virginia Judicial Workload Assessment
Source: SCV-SQL-Information

2024 Overall GRAND TOTAL		Distribution of Caseload			Change*		Percentage (%) of Caseload		
983	-409	Criminal	188	19%	-17.2% ▼	-39	Criminal	2023	2024
		Traffic	529	54%	-44.3% ▼	-421	Traffic	16.3%	19.1%
		Civil	255	26%	32.1% ▲	+62	Civil	68.2%	53.8%
		Civil Commitments	11	1%	-50.0% ▼	-11	Civil Commitments	13.9%	25.9%
		GRAND TOTAL	983	100%	-29.4% ▼	-409	GRAND TOTAL	100%	100%

Filings by Division & Code


Division	Case Type Description	Code	Summary	Change	% Change	Absolute Change
Criminal	Misdemeanor	M	128	▲	+6.7%	+8
	Felony	F	32	▼	-58.4%	-45
	Show Cause	SC	14	▲	+75.0%	+6
	Capias	CA	9	▼	-50.0%	-9
	Civil Violation	CV	5	▲	+25.0%	+1
	Total			188	▼	-17.2%
Traffic	Infraction	I	385	▼	-47.8%	-353
	Misdemeanor	M	108	▼	-36.8%	-63
	Capias	CA	27	▼	-27.0%	-10
	Show Cause	SC	6	▲	-	+6
	Felony	F	3	▼	-25.0%	-1
	Total			529	▼	-44.3%
Civil	Warrant in Debt	WD	99	▲	+102.0%	+50
	Unlawful Detainer	UD	54	▲	+12.5%	+6
	Garnishment	GA	53	▼	-14.5%	-9
	Other	OT	17	▲	+6.3%	+1
	Admin License	AL	12	▲	+33.3%	+3
	Preliminary Protective Order	PP	6	↔	-	-
	Protective Order	PO	5	▲	+400.0%	+4
	Impoundment	IM	2	▲	-	+2
	Show Cause	SC	2	▲	-	+2
	Abstract	AJ	1	▲	-	+1
	Bond Forfeiture	BF	1	↔	-	-
	Capias	CA	1	▲	-	+1
	Detinue	DT	1	▲	-	+1
	Interrogatory	IN	1	▲	-	+1
	Tenants Assertion	TA	0	▼	-100.0%	-1
Total			255	▲	32.1%	+62
Civil Commitments	Temporary Detention Order	TD	8	▼	-50.0%	-8
	Emergency Custody Order	EC	3	▼	-50.0%	-3
	Total			11	▼	-50.0%
GRAND TOTAL			983	▼	-29.4%	-409

Filings by Major Case Category**

Category	Summary	Change	% Change	Absolute Change
Felony	35	▼	-56.8%	-46
Garnishment	54	▲	-12.9%	-8
General Civil	100	▲	+104.1%	+51
Infraction/Civil Violation	390	▼	-47.4%	-352
Landlord /Tenant	54	▼	+10.2%	+5
Misdemeanor	236	▼	-18.9%	-55
Other	103	▲	-7.2%	-8
Protective Orders	11	▲	+57.1%	+4
GRAND TOTAL	983	▼	-29.4%	-409

* Compared to same time period as previous year

** Case Type Categories are defined in the 2017 Virginia Judicial Workload Assessment
 Source: SCV-SQL-Information

2024 Overall GRAND TOTAL		Distribution of Caseload			Change*		Percentage (%) of Caseload		
647 +116 	Criminal	97	15%	10.2% ▲	+9	Criminal	2023	2024	
	Traffic	426	66%	25.3% ▲	+86	Traffic	16.6%	15.0%	
	Civil	120	19%	20.0% ▲	+20	Civil	64.0%	65.8%	
	Civil Commitments	4	1%	33.3% ▲	+1	Civil Commitments	18.8%	18.5%	
	GRAND TOTAL	647	100%	21.8% ▲	+116	GRAND TOTAL	0.6%	0.6%	
						GRAND TOTAL	100%	100%	

Filings by Division & Code

Division	Case Type Description	Code	Summary	Change	% Change	Absolute Change
Criminal	Misdemeanor	M	60	▲	+1.7%	+1
	Felony	F	28	▲	+100.0%	+14
	Show Cause	SC	7	▼	-12.5%	-1
	Capias	CA	1	▼	-85.7%	-6
	Civil Violation	CV	1	▲	-	+1
	Total			97	▲	10.2%
Traffic	Infraction	I	371	▲	+33.5%	+93
	Misdemeanor	M	50	▼	-9.1%	-5
	Show Cause	SC	3	▲	+200.0%	+2
	Capias	CA	2	▼	-50.0%	-2
	Restricted Operators License	RL	0	▼	-100.0%	-2
	Total			426	▲	25.3%
Civil	Warrant in Debt	WD	55	▲	+17.0%	+8
	Garnishment	GA	20	▲	+33.3%	+5
	Unlawful Detainer	UD	18	▲	+20.0%	+3
	Other	OT	6	▼	-25.0%	-2
	Admin License	AL	5	▼	-16.7%	-1
	Interrogatory	IN	4	▲	-	+4
	Detinue	DT	3	▲	-	+3
	Preliminary Protective Order	PP	3	▲	+200.0%	+2
	Protective Order	PO	3	▲	-	+3
	Impoundment	IM	2	▼	-33.3%	-1
	Tenants Assertion	TA	1	▼	-80.0%	-4
	Total			120	▲	20.0%
Civil Commitments	Emergency Custody Order	EC	2	▲	+100.0%	+1
	Temporary Detention Order	TD	2	↔	-	-
	Total		4	▲	33.3%	+1
GRAND TOTAL			647	▲	21.8%	+116

Filings by Major Case Category**

Category	Summary	Change	% Change	Absolute Change
Felony	28	▲	+100.0%	+14
Garnishment	24	▲	+60.0%	+9
General Civil	59	▲	+22.9%	+11
Infraction/Civil Violation	372	▲	+33.8%	+94
Landlord /Tenant	19	▼	-5.0%	-1
Misdemeanor	110	▼	-5.2%	-6
Other	29	▲	-25.6%	-10
Protective Orders	6	▲	+500.0%	+5
GRAND TOTAL	647	▲	21.8%	+116

* Compared to same time period as previous year

** Case Type Categories are defined in the 2017 Virginia Judicial Workload Assessment
 Source: SCV-SQL-Information

2024 Overall GRAND TOTAL		Distribution of Caseload			Change*		Percentage (%) of Caseload		
2024	590	Criminal	41	7%	36.7% ▲	+11	Criminal	2023	2024
		Traffic	500	85%	5.3% ▲	+25	Traffic	5.5%	6.9%
2023	+41	Civil	48	8%	14.3% ▲	+6	Civil	7.7%	8.1%
		Civil Commitments	1	0%	-50.0% ▼	-1	Civil Commitments	0.4%	0.2%
		GRAND TOTAL	590	100%	7.5% ▲	+41	GRAND TOTAL	100%	100%

Filings by Division & Code

Division	Case Type Description	Code	Summary	Change	% Change	Absolute Change
Criminal	Misdemeanor	M	34	▲	+47.8%	+11
	Felony	F	3	▲	+50.0%	+1
	Capias	CA	2	▲	-	+2
	Civil Violation	CV	1	▼	-50.0%	-1
	Show Cause	SC	1	▼	-66.7%	-2
	Total			41	▲	36.7%
Traffic	Infraction	I	454	▲	+4.1%	+18
	Misdemeanor	M	44	▲	+22.2%	+8
	Capias	CA	2	▲	+100.0%	+1
	Felony	F	0	▼	-100.0%	-1
	Restricted Operators License	RL	0	▼	-100.0%	-1
	Total			500	▲	5.3%
Civil	Warrant in Debt	WD	34	▲	+25.9%	+7
	Garnishment	GA	6	▼	-33.3%	-3
	Unlawful Detainer	UD	5	▲	+150.0%	+3
	Abstract	AJ	1	▲	-	+1
	Admin License	AL	1	▲	-	+1
	Protective Order	PO	1	↔	-	-
	Detinue	DT	0	▼	-100.0%	-1
	Other	OT	0	▼	-100.0%	-1
	Preliminary Protective Order	PP	0	▼	-100.0%	-1
	Total			48	▲	14.3%
Civil Commitments	Temporary Detention Order	TD	1	▼	-50.0%	-1
Total			1	▼	-50.0%	-1
GRAND TOTAL			590	▲	7.5%	+41



Filings by Major Case Category**

Category	Summary	Change	% Change	Absolute Change
Felony	3	▼		0
Garnishment	6	▼	-33.3%	-3
General Civil	34	▼	+21.4%	+6
Infraction/Civil Violation	455	▼	+3.9%	+17
Landlord /Tenant	5	▲	+150.0%	+3
Misdemeanor	78	▼	+30.0%	+18
Other	8	▲	+14.3%	+1
Protective Orders	1	▼	-50.0%	-1
GRAND TOTAL	590	▲	7.5%	+41

* Compared to same time period as previous year

** Case Type Categories are defined in the 2017 Virginia Judicial Workload Assessment

Source: SCV-SQL-Information

2024 Overall GRAND TOTAL		Distribution of Caseload			Change*		Percentage (%) of Caseload		
6,609	-483	Criminal	941	14%	10.7% ▲	+91	Criminal	2023	2024
		Traffic	4,804	73%	-11.3% ▼	-609	Traffic	76.3%	72.7%
		Civil	800	12%	6.1% ▲	+46	Civil	10.6%	12.1%
		Civil Commitments	64	1%	-14.7% ▼	-11	Civil Commitments	1.1%	1.0%
		GRAND TOTAL	6,609	100%	-6.8% ▼	-483	GRAND TOTAL	100%	100%

Filings by Division & Code

Division	Case Type Description	Code	Summary	Change	% Change	Absolute Change
Criminal	Misdemeanor	M	579	▲	+20.1%	+97
	Felony	F	234	▼	-3.7%	-9
	Capias	CA	89	▲	+12.7%	+10
	Show Cause	SC	24	▼	-4.0%	-1
	Civil Violation	CV	15	▼	-28.6%	-6
	Total			941	▲	10.7%
Traffic	Infraction	I	3,716	▼	-0.2%	-6
	Misdemeanor	M	1,040	▼	-35.2%	-566
	Capias	CA	26	▼	-49.0%	-25
	Felony	F	11	▼	-31.3%	-5
	Show Cause	SC	8	▼	-52.9%	-9
	Civil Violation	CV	3	▲	-	+3
	Other	O	0	▼	-100.0%	-1
	Total			4,804	▼	-11.3%
Civil	Warrant in Debt	WD	296	▲	+3.5%	+10
	Garnishment	GA	192	▼	-2.5%	-5
	Unlawful Detainer	UD	84	▼	-7.7%	-7
	Other	OT	67	▲	+91.4%	+32
	Detinue	DT	53	▼	-20.9%	-14
	Preliminary Protective Order	PP	30	▲	+76.5%	+13
	Admin License	AL	22	▲	+37.5%	+6
	Show Cause	SC	15	▲	+150.0%	+9
	Protective Order	PO	14	▼	-17.6%	-3
	Impoundment	IM	6	▲	+500.0%	+5
	Abstract	AJ	5	▲	+150.0%	+3
	Counter Claim	CC	3	▲	-	+3
	Overweight	OC	3	▼	-25.0%	-1
	Petition-Restore Arms	PR	3	▲	-	+3
	Interrogatory	IN	2	▼	-66.7%	-4
	Tenants Assertion	TA	2	▲	+100.0%	+1
	Zoning Violation	ZO	2	↔	-	-
	Bond Forfeiture	BF	1	▼	-75.0%	-3
	Motion for Judgment	MJ	0	▼	-100.0%	-2
Total			800	▲	6.1%	+46
Civil Commitments	Temporary Detention Order	TD	45	▼	-8.2%	-4
	Emergency Custody Order	EC	19	▼	-26.9%	-7
	Total			64	▼	-14.7%
GRAND TOTAL			6,609	▼	-6.8%	-483

Filings by Major Case Category**

Category	Summary	Change	% Change	Absolute Change
Felony	245	▼	-5.4%	-14
Garnishment	194	▼	-4.4%	-9
General Civil	353	▲	-0.8%	-3
Infraction/Civil Violation	3,737	▲	-0.3%	-11
Landlord /Tenant	86	▲	-6.5%	-6
Misdemeanor	1,621	▼	-22.4%	-469
Other	329	▲	+6.1%	+19

* Compared to same time period as previous year

** Case Type Categories are defined in the 2017 Virginia Judicial Workload Assessment

CPSS - GCMS CASELOAD STATISTICS OF THE GENERAL DISTRICT COURTS
January 2024 thru August 2024 Filings (Compared to January 2023 thru August 2023)

Protective Orders	44	▲	+29.4%	+10
GRAND TOTAL	6,609	▼	-6.8%	-483

* Compared to same time period as previous year



** Case Type Categories are defined in the 2017 Virginia Judicial Workload Assessment
Source: SCV-SQL-Information

CPSS - GCMS CASELOAD STATISTICS OF THE GENERAL DISTRICT COURTS

January 2024 thru August 2024 Filings (Compared to January 2023 thru August 2023)

Staunton

District: 25 FIPS: 790

2024 Overall GRAND TOTAL		Distribution of Caseload			Change*		Percentage (%) of Caseload		
6,113	+157	Criminal	996	16%	-4.0% ▼	-41	Criminal	2023	2024
		Traffic	2,818	46%	-2.9% ▼	-84	Traffic	17.4%	16.3%
2024 		Civil	1,158	19%	21.0% ▲	+201	Civil	48.7%	46.1%
2023 		Civil Commitments	1,141	19%	7.6% ▲	+81	Civil Commitments	16.1%	18.9%
		GRAND TOTAL	6,113	100%	2.6% ▲	+157	GRAND TOTAL	100%	100%

Filings by Division & Code

Division	Case Type Description	Code	Summary	Change	% Change	Absolute Change
Criminal	Misdemeanor	M	524	▲	+6.3%	+31
	Felony	F	261	▼	-24.8%	-86
	Capias	CA	120	▼	-4.8%	-6
	Show Cause	SC	48	▲	+29.7%	+11
	Civil Violation	CV	39	▲	+62.5%	+15
	Motion	MO	2	▼	-77.8%	-7
	Restricted Operators License	RL	2	▲	+100.0%	+1
	Total			996	▼	-4.0%
Traffic	Infraction	I	2,317	▲	+0.8%	+18
	Misdemeanor	M	375	▼	-11.8%	-50
	Capias	CA	80	▼	-31.6%	-37
	Other	O	21	▼	-47.5%	-19
	Show Cause	SC	17	▲	+142.9%	+10
	Felony	F	5	▼	-37.5%	-3
	Restricted Operators License	RL	2	▲	+100.0%	+1
	Motion	MO	1	▼	-50.0%	-1
	Civil Violation	CV	0	▼	-100.0%	-3
Total			2,818	▼	-2.9%	-84
Civil	Warrant in Debt	WD	447	▲	+62.5%	+172
	Garnishment	GA	294	▲	+1.0%	+3
	Unlawful Detainer	UD	190	▲	+12.4%	+21
	Other	OT	51	▲	+41.7%	+15
	Preliminary Protective Order	PP	41	▲	+141.2%	+24
	Protective Order	PO	33	▲	+83.3%	+15
	Detinue	DT	29	▲	+3.6%	+1
	Interrogatory	IN	17	▼	-63.8%	-30
	Admin License	AL	16	▼	-11.1%	-2
	Show Cause	SC	13	▼	-45.8%	-11
	Abstract	AJ	9	▼	-52.6%	-10
	Impoundment	IM	6	▲	+100.0%	+3
	Motion for Judgment	MJ	4	▼	-20.0%	-1
	Counter Claim	CC	3	▲	+200.0%	+2
	Petition-Restore Arms	PR	2	▲	+100.0%	+1
	Tenants Assertion	TA	2	▲	-	+2
	Capias	CA	1	▼	-66.7%	-2
	Bond Forfeiture	BF	0	▼	-100.0%	-1
	Cross Claim	CR	0	▼	-100.0%	-1
Total			1,158	▲	21.0%	+201
Civil Commitments	Mental Commitment	MC	708	▲	+10.1%	+65
	Other	OT	258	▲	+14.7%	+33
	Temporary Detention Order	TD	96	▼	-13.5%	-15
	Emergency Custody Order	EC	49	▼	-16.9%	-10
	Petition	PT	30	▲	+36.4%	+8
Total			1,141	▲	7.6%	+81
GRAND TOTAL			6,113	▲	2.6%	+157

* Compared to same time period as previous year

** Case Type Categories are defined in the 2017 Virginia Judicial Workload Assessment

CPSS - GCMS CASELOAD STATISTICS OF THE GENERAL DISTRICT COURTS

January 2024 thru August 2024 Filings (Compared to January 2023 thru August 2023)

Staunton



District: 25 FIPS: 790

Filings by Major Case Category**

Category	Summary	Change	% Change	Absolute Change
Felony	266	▼	-25.1%	-89
Garnishment	311	▼	-8.0%	-27
General Civil	485	▲	+56.5%	+175
Infraction/Civil Violation	2,377	▼	+0.5%	+11
Involuntary Civil Commitments	288	▲	+16.6%	+41
Landlord /Tenant	192	▲	+13.6%	+23
Misdemeanor	903	▲	-1.8%	-17
Other	1,217	▼	+0.1%	+1
Protective Orders	74	▲	+111.4%	+39
GRAND TOTAL	6,113	▲	2.6%	+157

* Compared to same time period as previous year

** Case Type Categories are defined in the 2017 Virginia Judicial Workload Assessment
Source: SCV-SQL-Information

2024 Overall GRAND TOTAL		Distribution of Caseload			Change*		Percentage (%) of Caseload		
4,047	+288	Criminal	693	17%	2.4% ▲	+16	Criminal	2023	2024
		Traffic	1,105	27%	42.4% ▲	+329	Traffic	18.0%	17.1%
		Civil	2,143	53%	-2.7% ▼	-59	Civil	20.6%	27.3%
		Civil Commitments	106	3%	1.9% ▲	+2	Civil Commitments	58.6%	53.0%
		GRAND TOTAL	4,047	100%	7.7% ▲	+288	GRAND TOTAL	2.8%	2.6%
							GRAND TOTAL	100%	100%

Filings by Division & Code

Division	Case Type Description	Code	Summary	Change	% Change	Absolute Change
Criminal	Misdemeanor	M	378	▲	+14.9%	+49
	Felony	F	202	↔		-
	Capias	CA	77	▼	-35.3%	-42
	Show Cause	SC	30	▲	+42.9%	+9
	Civil Violation	CV	6	↔		-
	Total			693	▲	2.4%
Traffic	Infraction	I	708	▲	+51.9%	+242
	Misdemeanor	M	292	▲	+30.4%	+68
	Capias	CA	67	▲	+103.0%	+34
	Show Cause	SC	21	▼	-32.3%	-10
	Felony	F	8	▼	-20.0%	-2
	Civil Violation	CV	6	▲	+20.0%	+1
	Restricted Operators License	RL	3	▼	-57.1%	-4
	Total			1,105	▲	42.4%
Civil	Warrant in Debt	WD	1,180	▼	-6.3%	-80
	Garnishment	GA	394	▲	+10.4%	+37
	Unlawful Detainer	UD	257	▲	+6.2%	+15
	Detinue	DT	116	▼	-8.7%	-11
	Other	OT	55	▼	-22.5%	-16
	Preliminary Protective Order	PP	42	▼	-8.7%	-4
	Show Cause	SC	22	▲	+4.8%	+1
	Admin License	AL	19	▲	+18.8%	+3
	Abstract	AJ	13	▲	+44.4%	+4
	Interrogatory	IN	13	▼	-53.6%	-15
	Protective Order	PO	13	▲	+8.3%	+1
	Motion for Judgment	MJ	6	▲	+50.0%	+2
	Detinue Seizure	DZ	4	▲	-	+4
	Impoundment	IM	4	▼	-20.0%	-1
	Capias	CA	3	▲	+200.0%	+2
	Counter Claim	CC	1	↔		-
Tenants Assertion	TA	1	▼	-50.0%	-1	
Total			2,143	▼	-2.7%	-59
Civil Commitments	Temporary Detention Order	TD	76	▼	-1.3%	-1
	Emergency Custody Order	EC	30	▲	+11.1%	+3
	Total			106	▲	1.9%
GRAND TOTAL			4,047	▲	7.7%	+288

Filings by Major Case Category**

Category	Summary	Change	% Change	Absolute Change
Felony	210	▼	-0.9%	-2
Garnishment	407	▼	+5.7%	+22
General Civil	1,308	▲	-6.1%	-85
Infraction/Civil Violation	720	▲	+50.9%	+243
Landlord /Tenant	258	▼	+5.7%	+14
Misdemeanor	673	▼	+20.2%	+113
Other	416	▲	-3.3%	-14
Protective Orders	55	▼	-5.2%	-3

* Compared to same time period as previous year

** Case Type Categories are defined in the 2017 Virginia Judicial Workload Assessment

CPSS - GCMS CASELOAD STATISTICS OF THE GENERAL DISTRICT COURTS
January 2024 thru August 2024 Filings (Compared to January 2023 thru August 2023)

<i>GRAND TOTAL</i>	4,047	▲	7.7%	+288
---------------------------	--------------	---	------	------

* Compared to same time period as previous year

** Case Type Categories are defined in the 2017 Virginia Judicial Workload Assessment
Source: SCV-SQL-Information

2024 Overall GRAND TOTAL		Distribution of Caseload			Change*		Percentage (%) of Caseload		
2,806	+35	Criminal	220	8%	-20.6% ▼	-57	Criminal	2023	2024
		Traffic	2,281	81%	0.7% ▲	+16	Traffic	10.0%	7.8%
2024		Civil	297	11%	35.6% ▲	+78	Civil	81.7%	81.3%
2023		Civil Commitments	8	0%	-20.0% ▼	-2	Civil Commitments	7.9%	10.6%
		GRAND TOTAL	2,806	100%	1.3% ▲	+35	GRAND TOTAL	100%	100%

Filings by Division & Code

Division	Case Type Description	Code	Summary	Change	% Change	Absolute Change
Criminal	Misdemeanor	M	138	▼	-28.1%	-54
	Felony	F	35	▲	+9.4%	+3
	Show Cause	SC	20	▼	-20.0%	-5
	Capias	CA	10	▲	+11.1%	+1
	Civil Violation	CV	10	▼	-16.7%	-2
	Motion	MO	6	▲	+100.0%	+3
	Restricted Operators License	RL	1	▼	-75.0%	-3
	Total			220	▼	-20.6%
Traffic	Infraction	I	1,911	▲	+0.4%	+8
	Misdemeanor	M	356	↔	-	-
	Felony	F	5	▲	+66.7%	+2
	Show Cause	SC	5	▲	+400.0%	+4
	Capias	CA	3	▲	+50.0%	+1
	Motion	MO	1	▲	-	+1
	Total			2,281	▲	0.7%
Civil	Warrant in Debt	WD	149	▲	+46.1%	+47
	Garnishment	GA	50	▼	-12.3%	-7
	Admin License	AL	46	▲	+142.1%	+27
	Unlawful Detainer	UD	20	▼	-13.0%	-3
	Other	OT	8	↔	-	-
	Impoundment	IM	7	▲	+75.0%	+3
	Preliminary Protective Order	PP	5	▲	+150.0%	+3
	Protective Order	PO	5	▲	-	+5
	Bond Forfeiture	BF	2	▲	-	+2
	Detinue	DT	2	▲	+100.0%	+1
	Abstract	AJ	1	▲	-	+1
	Motion for Judgment	MJ	1	▲	-	+1
	Show Cause	SC	1	↔	-	-
	Interrogatory	IN	0	▼	-100.0%	-2
Total			297	▲	35.6%	+78
Civil Commitments	Temporary Detention Order	TD	5	▼	-44.4%	-4
	Emergency Custody Order	EC	3	▲	+200.0%	+2
Total			8	▼	-20.0%	-2
GRAND TOTAL			2,806	▲	1.3%	+35

Filings by Major Case Category**

Category	Summary	Change	% Change	Absolute Change
Felony	40	▲	+14.3%	+5
Garnishment	50	▼	-15.3%	-9
General Civil	155	▲	+46.2%	+49
Infraction/Civil Violation	1,921	▼	+0.3%	+6
Landlord /Tenant	20	▼	-13.0%	-3
Misdemeanor	495	▼	-10.3%	-57
Other	115	▲	+45.6%	+36
Protective Orders	10	▲	+400.0%	+8
GRAND TOTAL	2,806	▲	1.3%	+35



* Compared to same time period as previous year

** Case Type Categories are defined in the 2017 Virginia Judicial Workload Assessment
 Source: SCV-SQL-Information

* Compared to same time period as previous year

** Case Type Categories are defined in the 2017 Virginia Judicial Workload Assessment
Source: SCV-SQL-Information

CPSS - GCMS CASELOAD STATISTICS OF THE GENERAL DISTRICT COURTS
 January 2024 thru August 2024 Filings (Compared to January 2023 thru August 2023)

2024 Overall GRAND TOTAL		Distribution of Caseload			Change*		Percentage (%) of Caseload		
12,329	+964	Criminal	1,936	16%	-7.3% ▼	-153	Criminal	2023	2024
		Traffic	7,764	63%	10.7% ▲	+751	Traffic	18.4%	15.7%
		Civil	2,546	21%	16.5% ▲	+361	Civil	61.7%	63.0%
		Civil Commitments	83	1%	6.4% ▲	+5	Civil Commitments	19.2%	20.7%
		GRAND TOTAL	12,329	100%	8.5% ▲	+964	GRAND TOTAL	0.7%	0.7%
							GRAND TOTAL	100%	100%

Filings by Division & Code

Division	Case Type Description	Code	Summary	Change	% Change	Absolute Change
Criminal	Misdemeanor	M	1,121	▲	+13.7%	+135
	Felony	F	398	▼	-41.6%	-283
	Show Cause	SC	192	▲	+6.1%	+11
	Capias	CA	174	▼	-3.9%	-7
	Civil Violation	CV	51	▼	-15.0%	-9
	Total			1,936	▼	-7.3%
Traffic	Infraction	I	6,062	▲	+12.6%	+676
	Misdemeanor	M	1,535	▲	+2.8%	+42
	Capias	CA	83	▲	+15.3%	+11
	Show Cause	SC	49	▲	+81.5%	+22
	Felony	F	31	↔		-
	Civil Violation	CV	3	↔		-
	Other	O	1	↔		-
	Total			7,764	▲	10.7%
Civil	Warrant in Debt	WD	1,189	▲	+38.1%	+328
	Garnishment	GA	728	▲	+19.1%	+117
	Unlawful Detainer	UD	157	▲	+0.6%	+1
	Admin License	AL	105	▼	-23.4%	-32
	Other	OT	72	▲	+50.0%	+24
	Motor Carrier	MC	61	▼	-25.6%	-21
	Overweight	OC	48	▼	-21.3%	-13
	Protective Order	PO	47	▲	+11.9%	+5
	Preliminary Protective Order	PP	42	▲	+16.7%	+6
	Show Cause	SC	31	▼	-13.9%	-5
	Abstract	AJ	15	▼	-55.9%	-19
	Bond Forfeiture	BF	15	▼	-6.3%	-1
	Interrogatory	IN	15	▲	+66.7%	+6
	Impoundment	IM	13	▼	-70.5%	-31
	Detinue	DT	4	▼	-33.3%	-2
	Petition-Restore Arms	PR	3	▲	+200.0%	+2
	Tenants Assertion	TA	1	▼	-50.0%	-1
	Capias	CA	0	▼	-100.0%	-1
	Motion for Judgment	MJ	0	▼	-100.0%	-1
	Restricted Operators License	RL	0	▼	-100.0%	-1
Total			2,546	▲	16.5%	+361
Civil Commitments	Temporary Detention Order	TD	58	▲	+5.5%	+3
	Emergency Custody Order	EC	25	▲	+8.7%	+2
	Total		83	▲	6.4%	+5
GRAND TOTAL			12,329	▲	8.5%	+964

Filings by Major Case Category**

Category	Summary	Change	% Change	Absolute Change
Felony	429	▼	-39.7%	-283
Garnishment	743	▲	+19.8%	+123
General Civil	1,201	▲	+36.6%	+322
Infraction/Civil Violation	6,226	▼	+11.3%	+633
Landlord /Tenant	158	▼		0
Misdemeanor	2,656	▼	+7.1%	+176

* Compared to same time period as previous year

** Case Type Categories are defined in the 2017 Virginia Judicial Workload Assessment

CPSS - GCMS CASELOAD STATISTICS OF THE GENERAL DISTRICT COURTS

January 2024 thru August 2024 Filings (Compared to January 2023 thru August 2023)



Frederick

District: 26 FIPS: 069

Other	827	▼	-2.1%	-18
Protective Orders	89	▲	+14.1%	+11
GRAND TOTAL	12,329	▲	8.5%	+964

* Compared to same time period as previous year

** Case Type Categories are defined in the 2017 Virginia Judicial Workload Assessment
Source: SCV-SQL-Information

2024 Overall GRAND TOTAL		Distribution of Caseload			Change*		Percentage (%) of Caseload		
4,509	+414	Criminal	540	12%	-27.9% ▼	-209	Criminal	2023	2024
		Traffic	3,106	69%	26.3% ▲	+647	Traffic	18.3%	12.0%
		Civil	810	18%	-4.6% ▼	-39	Civil	60.0%	68.9%
		Civil Commitments	53	1%	39.5% ▲	+15	Civil Commitments	20.7%	18.0%
		GRAND TOTAL	4,509	100%	10.1% ▲	+414	GRAND TOTAL	0.9%	1.2%
							GRAND TOTAL	100%	100%

Filings by Division & Code

Division	Case Type Description	Code	Summary	Change	% Change	Absolute Change
Criminal	Misdemeanor	M	241	▼	-37.4%	-144
	Felony	F	205	▼	-21.5%	-56
	Show Cause	SC	48	▲	+20.0%	+8
	Capias	CA	29	▼	-27.5%	-11
	Civil Violation	CV	16	▼	-23.8%	-5
	Motion	MO	1	▲	-	+1
	Restricted Operators License	RL	0	▼	-100.0%	-2
	Total			540	▼	-27.9%
Traffic	Infraction	I	2,558	▲	+39.1%	+719
	Misdemeanor	M	520	▼	-10.2%	-59
	Show Cause	SC	17	↔	-	-
	Capias	CA	7	▼	-53.3%	-8
	Felony	F	4	▼	-42.9%	-3
	Restricted Operators License	RL	0	▼	-100.0%	-2
	Total			3,106	▲	26.3%
Civil	Warrant in Debt	WD	331	▼	-4.3%	-15
	Garnishment	GA	277	▲	+22.0%	+50
	Unlawful Detainer	UD	63	▼	-17.1%	-13
	Other	OT	33	▲	-36.5%	-19
	Preliminary Protective Order	PP	26	▲	+73.3%	+11
	Detinue	DT	18	▼	-5.3%	-1
	Admin License	AL	17	▼	-34.6%	-9
	Protective Order	PO	16	▲	+6.7%	+1
	Abstract	AJ	8	▲	+100.0%	+4
	Impoundment	IM	7	▲	+600.0%	+6
	Show Cause	SC	6	▼	-50.0%	-6
	Counter Claim	CC	3	▲	+50.0%	+1
	Interrogatory	IN	3	▼	-93.8%	-45
	Motion for Judgment	MJ	1	↔	-	-
	Petition-Restore Arms	PR	1	▼	-50.0%	-1
	Restricted Operators License	RL	0	▼	-100.0%	-1
	Tenants Assertion	TA	0	▼	-100.0%	-1
	Third Party Claim	TH	0	▼	-100.0%	-1
Total			810	▼	-4.6%	-39
Civil Commitments	Temporary Detention Order	TD	36	▲	+71.4%	+15
	Emergency Custody Order	EC	17	↔	-	-
	Total		53	▲	39.5%	+15
GRAND TOTAL			4,509	▲	10.1%	+414

Filings by Major Case Category**

Category	Summary	Change	% Change	Absolute Change
Felony	209	▼	-22.0%	-59
Garnishment	280	▼	+1.8%	+5
General Civil	353	▲	-4.3%	-16
Infraction/Civil Violation	2,574	▲	+38.4%	+714
Landlord /Tenant	63	▼	-18.2%	-14
Misdemeanor	761	▼	-21.5%	-208
Other	227	▲	-8.1%	-20

* Compared to same time period as previous year



** Case Type Categories are defined in the 2017 Virginia Judicial Workload Assessment

CPSS - GCMS CASELOAD STATISTICS OF THE GENERAL DISTRICT COURTS
January 2024 thru August 2024 Filings (Compared to January 2023 thru August 2023)

Protective Orders	42	▲	+40.0%	+12
GRAND TOTAL	4,509	▲	10.1%	+414

* Compared to same time period as previous year

** Case Type Categories are defined in the 2017 Virginia Judicial Workload Assessment
Source: SCV-SQL-Information

2024 Overall GRAND TOTAL		Distribution of Caseload			Change*		Percentage (%) of Caseload			
23,681	-960	Criminal	3,661	15%	-12.6%	▼	-526	Criminal	2023: 17.0%	2024: 15.5%
		Traffic	13,676	58%	-2.6%	▼	-360	Traffic	57.0%	57.8%
		Civil	5,909	25%	-0.7%	▼	-39	Civil	24.1%	25.0%
		Civil Commitments	435	2%	-7.4%	▼	-35	Civil Commitments	1.9%	1.8%
		GRAND TOTAL	23,681	100%	-3.9%	▼	-960	GRAND TOTAL	100%	100%

Filings by Division & Code

Division	Case Type Description	Code	Summary	Change	% Change	Absolute Change
Criminal	Misdemeanor	M	2,016	▼	-3.8%	-79
	Felony	F	961	▼	-30.6%	-424
	Capias	CA	329	▼	-6.8%	-24
	Show Cause	SC	247	▼	-6.1%	-16
	Civil Violation	CV	108	▲	+20.0%	+18
	Restricted Operators License	RL	0	▼	-100.0%	-1
	Total			3,661	▼	-12.6%
Traffic	Infraction	I	10,099	▼	-6.0%	-639
	Misdemeanor	M	3,253	▲	+2.5%	+79
	Civil Violation	CV	191	▲	+3,083.3%	+185
	Capias	CA	44	▲	+25.7%	+9
	Felony	F	44	▲	+7.3%	+3
	Show Cause	SC	39	▲	+14.7%	+5
	Restricted Operators License	RL	6	▼	-14.3%	-1
	Other	O	0	▼	-100.0%	-1
Total			13,676	▼	-2.6%	-360
Civil	Warrant in Debt	WD	3,022	▲	+7.8%	+219
	Garnishment	GA	908	▼	-6.8%	-66
	Unlawful Detainer	UD	748	▼	-15.1%	-133
	Admin License	AL	208	▲	+30.0%	+48
	Other	OT	176	▲	+10.7%	+17
	Impoundment	IM	174	▲	+58.2%	+64
	Detinue	DT	130	▲	+1.6%	+2
	Preliminary Protective Order	PP	115	▼	-17.3%	-24
	Interrogatory	IN	104	▼	-21.8%	-29
	Protective Order	PO	100	▼	-18.0%	-22
	Bond Forfeiture	BF	92	▲	+2.2%	+2
	Show Cause	SC	67	▼	-51.1%	-70
	Abstract	AJ	36	▼	-53.8%	-42
	Motion for Judgment	MJ	14	▼	-17.6%	-3
	Capias	CA	4	▲	+300.0%	+3
	Overweight	OC	4	▲	+300.0%	+3
	Tenants Assertion	TA	3	▼	-25.0%	-1
	Counter Claim	CC	2	▼	-71.4%	-5
	Petition-Restore Arms	PR	2	▼	-33.3%	-1
	Restricted Operators License	RL	0	▼	-100.0%	-1
Total			5,909	▼	-0.7%	-39
Civil Commitments	Temporary Detention Order	TD	179	▼	-2.7%	-5
	Mental Commitment	MC	107	▼	-13.0%	-16
	Emergency Custody Order	EC	95	▼	-8.7%	-9
	Petition	PT	33	▼	-28.3%	-13
	Other	OT	17	▲	+30.8%	+4
	Medical Emergency Temporary Detention Order	MT	3	▲	-	+3
	Medical Emergency Custody Order	ME	1	▲	-	+1
Total			435	▼	-7.4%	-35
GRAND TOTAL			23,681	▼	-3.9%	-960

* Compared to same time period as previous year



** Case Type Categories are defined in the 2017 Virginia Judicial Workload Assessment

Filings by Major Case Category**

Category	Summary	Change	% Change	Absolute Change
Felony	1,005	▼	-29.5%	-421
Garnishment	1,012	▼	-8.6%	-95
General Civil	3,202	▲	+7.6%	+227
Infraction/Civil Violation	10,402	▲	-4.0%	-434
Involuntary Civil Commitments	50	▲	-15.3%	-9
Landlord /Tenant	751	▼	-15.1%	-134
Misdemeanor	5,275	▼	-0.1%	-3
Other	1,769	▲	-2.5%	-45
Protective Orders	215	▼	-17.6%	-46
GRAND TOTAL	23,681	▼	-3.9%	-960

* Compared to same time period as previous year

** Case Type Categories are defined in the 2017 Virginia Judicial Workload Assessment
 Source: SCV-SQL-Information

2024 Overall GRAND TOTAL		Distribution of Caseload			Change*		Percentage (%) of Caseload		
9,195	+1,110	Criminal	1,081	12%	12.5% ▲	+120	Criminal	2023	2024
		Traffic	6,738	73%	16.2% ▲	+938	Traffic	11.9%	11.8%
		Civil	1,329	14%	4.0% ▲	+51	Civil	71.7%	73.3%
		Civil Commitments	47	1%	2.2% ▲	+1	Civil Commitments	15.8%	14.5%
		GRAND TOTAL	9,195	100%	13.7% ▲	+1,110	GRAND TOTAL	0.6%	0.5%
							GRAND TOTAL	100%	100%

Filings by Division & Code

Division	Case Type Description	Code	Summary	Change	% Change	Absolute Change
Criminal	Misdemeanor	M	580	▲	+16.5%	+82
	Felony	F	267	▲	+3.5%	+9
	Show Cause	SC	95	▲	+72.7%	+40
	Capias	CA	83	▼	-8.8%	-8
	Civil Violation	CV	45	▼	-19.6%	-11
	Motion	MO	11	▲	+266.7%	+8
	Total			1,081	▲	12.5%
Traffic	Infraction	I	5,268	▲	+21.4%	+930
	Misdemeanor	M	1,384	▼	-0.5%	-7
	Capias	CA	38	▲	+5.6%	+2
	Felony	F	22	▲	+46.7%	+7
	Show Cause	SC	22	▲	+15.8%	+3
	Civil Violation	CV	3	▲	+200.0%	+2
	Motion	MO	1	▲	-	+1
Total			6,738	▲	16.2%	+938
Civil	Warrant in Debt	WD	599	▲	+8.3%	+46
	Garnishment	GA	398	▲	+19.5%	+65
	Unlawful Detainer	UD	128	▼	-2.3%	-3
	Other	OT	49	▲	-15.5%	-9
	Admin License	AL	45	▼	-4.3%	-2
	Show Cause	SC	22	▲	+46.7%	+7
	Bond Forfeiture	BF	20	▲	+11.1%	+2
	Preliminary Protective Order	PP	19	▼	-38.7%	-12
	Abstract	AJ	13	▼	-69.8%	-30
	Protective Order	PO	11	▼	-21.4%	-3
	Impoundment	IM	9	▲	+12.5%	+1
	Detinue	DT	7	▼	-22.2%	-2
	Interrogatory	IN	4	▼	-69.2%	-9
	Capias	CA	1	↔	-	-
	Motion for Judgment	MJ	1	▼	-50.0%	-1
	Overweight	OC	1	▲	-	+1
	Tenants Assertion	TA	1	▲	-	+1
	Zoning Violation	ZO	1	▲	-	+1
	Counter Claim	CC	0	▼	-100.0%	-1
	Restricted Operators License	RL	0	▼	-100.0%	-1
Total			1,329	▲	4.0%	+51
Civil Commitments	Temporary Detention Order	TD	26	▼	-21.2%	-7
	Emergency Custody Order	EC	21	▲	+61.5%	+8
Total			47	▲	2.2%	+1
GRAND TOTAL			9,195	▲	13.7%	+1,110

Filings by Major Case Category**

Category	Summary	Change	% Change	Absolute Change
Felony	289	▲	+5.9%	+16
Garnishment	402	▼	+16.2%	+56
General Civil	616	▲	+8.6%	+49
Infraction/Civil Violation	5,317	▲	+21.0%	+922
Landlord /Tenant	129	▲	-1.5%	-2

* Compared to same time period as previous year

** Case Type Categories are defined in the 2017 Virginia Judicial Workload Assessment

CPSS - GCMS CASELOAD STATISTICS OF THE GENERAL DISTRICT COURTS
 January 2024 thru August 2024 Filings (Compared to January 2023 thru August 2023)

Misdemeanor	1,965	▲	+4.0%	+75
Other	447	▲	+2.1%	+9
Protective Orders	30	▼	-33.3%	-15
GRAND TOTAL	9,195	▲	13.7%	+1,110

* Compared to same time period as previous year


** Case Type Categories are defined in the 2017 Virginia Judicial Workload Assessment
 Source: SCV-SQL-Information

CPSS - GCMS CASELOAD STATISTICS OF THE GENERAL DISTRICT COURTS

January 2024 thru August 2024 Filings (Compared to January 2023 thru August 2023)

Warren

District: 26 FIPS: 187

2024 Overall GRAND TOTAL		Distribution of Caseload			Change*		Percentage (%) of Caseload		
7,032	+518	Criminal	1,527	22%	16.9% ▲	+221	Criminal	20.0%	21.7%
		Traffic	3,638	52%	-1.5% ▼	-57	Traffic	56.7%	51.7%
2024		Civil	1,769	25%	24.1% ▲	+344	Civil	21.9%	25.2%
2023		Civil Commitments	98	1%	11.4% ▲	+10	Civil Commitments	1.4%	1.4%
		GRAND TOTAL	7,032	100%	8.0% ▲	+518	GRAND TOTAL	100%	100%

Filings by Division & Code

Division	Case Type Description	Code	Summary	Change	% Change	Absolute Change
Criminal	Misdemeanor	M	894	▲	+32.1%	+217
	Felony	F	378	▲	+11.2%	+38
	Capias	CA	105	▼	-16.0%	-20
	Show Cause	SC	99	▼	-21.4%	-27
	Civil Violation	CV	51	▲	+37.8%	+14
	Restricted Operators License	RL	0	▼	-100.0%	-1
	Total			1,527	▲	16.9%
Traffic	Infraction	I	2,725	▼	-4.3%	-123
	Misdemeanor	M	829	▲	+8.5%	+65
	Civil Violation	CV	38	▲	+1,800.0%	+36
	Show Cause	SC	19	▼	-26.9%	-7
	Capias	CA	17	▼	-57.5%	-23
	Felony	F	9	▼	-40.0%	-6
	Other	O	1	▲	-	+1
Total			3,638	▼	-1.5%	-57
Civil	Warrant in Debt	WD	771	▲	+39.4%	+218
	Garnishment	GA	454	▲	+18.2%	+70
	Unlawful Detainer	UD	161	▼	-4.2%	-7
	Impoundment	IM	97	▲	+32.9%	+24
	Admin License	AL	78	▲	+36.8%	+21
	Other	OT	41	▲	+5.1%	+2
	Detinue	DT	37	▲	+37.0%	+10
	Show Cause	SC	30	▲	+76.5%	+13
	Interrogatory	IN	25	▲	+257.1%	+18
	Preliminary Protective Order	PP	23	▼	-4.2%	-1
	Protective Order	PO	18	▼	-5.3%	-1
	Abstract	AJ	17	▼	-52.8%	-19
	Bond Forfeiture	BF	7	▲	+16.7%	+1
	Overweight	OC	5	▲	+150.0%	+3
	Counter Claim	CC	2	▼	-60.0%	-3
	Tenants Assertion	TA	2	▲	-	+2
	Petition-Restore Arms	PR	1	↔	-	-
	Capias	CA	0	▼	-100.0%	-3
	Motion for Judgment	MJ	0	▼	-100.0%	-1
	Restricted Operators License	RL	0	▼	-100.0%	-1
Third Party Claim	TH	0	▼	-100.0%	-2	
Total			1,769	▲	24.1%	+344
Civil Commitments	Temporary Detention Order	TD	61	▼	-7.6%	-5
	Emergency Custody Order	EC	37	▲	+68.2%	+15
Total			98	▲	11.4%	+10
GRAND TOTAL			7,032	▲	8.0%	+518

Filings by Major Case Category**

Category	Summary	Change	% Change	Absolute Change
Felony	387	▼	+9.0%	+32
Garnishment	479	▲	+22.5%	+88
General Civil	816	▼	+38.5%	+227
Infraction/Civil Violation	2,820	▲	-2.4%	-69

* Compared to same time period as previous year

** Case Type Categories are defined in the 2017 Virginia Judicial Workload Assessment

Source: SCV-SQL-Information

CPSS - GCMS CASELOAD STATISTICS OF THE GENERAL DISTRICT COURTS

January 2024 thru August 2024 Filings (Compared to January 2023 thru August 2023)

Warren

District: 26 FIPS: 187



Landlord /Tenant	163	▲	-3.0%	-5
Misdemeanor	1,723	▼	+19.4%	+280
Other	603	▼	-5.2%	-33
Protective Orders	41	▼	-4.7%	-2
GRAND TOTAL	7,032	▲	8.0%	+518

* Compared to same time period as previous year

** Case Type Categories are defined in the 2017 Virginia Judicial Workload Assessment
Source: SCV-SQL-Information

GCPS - GCMS CASELOAD STATISTICS OF THE GENERAL DISTRICT COURTS

January 2024 thru August 2024 Filings (Compared to January 2023 thru August 2023)

2024 Overall GRAND TOTAL		Distribution of Caseload			Change*		Percentage (%) of Caseload		
7,644	+684	Criminal	1,896	25%	25.1% ▲	+381	Criminal	2023	2024
		Traffic	2,882	38%	0.2% ▲	+6	Traffic	21.8%	24.8%
2024 		Civil	2,591	34%	10.9% ▲	+254	Civil	41.3%	37.7%
2023 		Civil Commitments	275	4%	18.5% ▲	+43	Civil Commitments	33.6%	33.9%
		GRAND TOTAL	7,644	100%	9.8% ▲	+684	GRAND TOTAL	100%	100%

Filings by Division & Code

Division	Case Type Description	Code	Summary	Change	% Change	Absolute Change
Criminal	Misdemeanor	M	1,176	▲	+34.6%	+302
	Felony	F	365	▲	+14.1%	+45
	Capias	CA	191	▲	+19.4%	+31
	Show Cause	SC	141	▲	+6.0%	+8
	Civil Violation	CV	23	▼	-17.9%	-5
	Total			1,896	▲	25.1%
Traffic	Infraction	I	2,029	▼	0.0%	-1
	Misdemeanor	M	637	▼	-0.9%	-6
	Other	O	156	▲	+10.6%	+15
	Capias	CA	22	▼	-37.1%	-13
	Show Cause	SC	20	▲	+25.0%	+4
	Felony	F	18	▲	+80.0%	+8
	Civil Violation	CV	0	▼	-100.0%	-1
	Total			2,882	▲	0.2%
Civil	Warrant in Debt	WD	1,039	▲	+24.6%	+205
	Garnishment	GA	903	▲	+3.2%	+28
	Unlawful Detainer	UD	248	▲	+4.6%	+11
	Admin License	AL	107	▲	+55.1%	+38
	Other	OT	57	▼	+5.6%	+3
	Detinue	DT	47	▼	-42.0%	-34
	Abstract	AJ	43	▼	-15.7%	-8
	Protective Order	PO	41	▲	+24.2%	+8
	Preliminary Protective Order	PP	34	▲	+70.0%	+14
	Impoundment	IM	19	▲	+111.1%	+10
	Interrogatory	IN	19	▲	+72.7%	+8
	Bond Forfeiture	BF	15	↔		-
	Show Cause	SC	14	▼	-46.2%	-12
	Motion for Judgment	MJ	2	▲	+100.0%	+1
	Zoning Violation	ZO	2	▼	-85.7%	-12
	Petition-Restore Arms	PR	1	↔		-
	Tenants Assertion	TA	0	▼	-100.0%	-5
	Third Party Claim	TH	0	▼	-100.0%	-1
Total			2,591	▲	10.9%	+254
Civil Commitments	Mental Commitment	MC	169	▲	+13.4%	+20
	Temporary Detention Order	TD	59	▲	+37.2%	+16
	Emergency Custody Order	EC	31	▲	+14.8%	+4
	Other	OT	15	▲	+25.0%	+3
	Medical Emergency Temporary Detention Order	MT	1	↔		-
Total			275	▲	18.5%	+43
GRAND TOTAL			7,644	▲	9.8%	+684

Filings by Major Case Category**

Category	Summary	Change	% Change	Absolute Change
Felony	383	▲	+16.1%	+53
Garnishment	922	▲	+4.1%	+36
General Civil	1,094	▲	+18.5%	+171
Infraction/Civil Violation	2,208	▼	+0.4%	+8
Involuntary Civil Commitments	15	▲	+25.0%	+3

* Compared to same time period as previous year

** Case Type Categories are defined in the 2017 Virginia Judicial Workload Assessment

CPSS - GCMS CASELOAD STATISTICS OF THE GENERAL DISTRICT COURTS
 January 2024 thru August 2024 Filings (Compared to January 2023 thru August 2023)

Landlord /Tenant	248	▼	+2.5%	+6
Misdemeanor	1,815	▼	+18.5%	+284
Other	884	▲	+12.9%	+101
Protective Orders	75	▲	+41.5%	+22
GRAND TOTAL	7,644	▲	9.8%	+684

* Compared to same time period as previous year



** Case Type Categories are defined in the 2017 Virginia Judicial Workload Assessment
 Source: SCV-SQL-Information

CPSS - GCMS CASELOAD STATISTICS OF THE GENERAL DISTRICT COURTS

January 2024 thru August 2024 Filings (Compared to January 2023 thru August 2023)

Bland

District: 27 FIPS: 021

2024 Overall GRAND TOTAL		Distribution of Caseload			Change*		Percentage (%) of Caseload		
5,160	-67	Criminal	307	6%	-2.5% ▼	-8	Criminal	2023 6.0%	2024 5.9%
		Traffic	4,610	89%	-2.6% ▼	-125	Traffic	90.6%	89.3%
2024 		Civil	238	5%	40.0% ▲	+68	Civil	3.3%	4.6%
2023 		Civil Commitments	5	0%	-28.6% ▼	-2	Civil Commitments	0.1%	0.1%
		GRAND TOTAL	5,160	100%	-1.3% ▼	-67	GRAND TOTAL	100%	100%

Filings by Division & Code

Division	Case Type Description	Code	Summary	Change	% Change	Absolute Change
Criminal	Misdemeanor	M	163	▲	+13.2%	+19
	Felony	F	114	▼	-20.8%	-30
	Show Cause	SC	21	▲	+31.3%	+5
	Capias	CA	6	▼	-14.3%	-1
	Civil Violation	CV	3	▼	-25.0%	-1
	Total			307	▼	-2.5%
Traffic	Infraction	I	3,830	▲	+1.2%	+46
	Misdemeanor	M	771	▼	-17.4%	-162
	Civil Violation	CV	8	▼	-27.3%	-3
	Show Cause	SC	1	▼	-80.0%	-4
	Capias	CA	0	▼	-100.0%	-1
	Felony	F	0	▼	-100.0%	-1
	Total			4,610	▼	-2.6%
Civil	Warrant in Debt	WD	119	▲	+116.4%	+64
	Motor Carrier	MC	25	▲	+56.3%	+9
	Garnishment	GA	24	▲	+4.3%	+1
	Overweight	OC	18	▲	+80.0%	+8
	Bond Forfeiture	BF	14	▲	+27.3%	+3
	Admin License	AL	12	▼	-63.6%	-21
	Other	OT	9	↔		-
	Unlawful Detainer	UD	9	▲	+125.0%	+5
	Preliminary Protective Order	PP	4	▲	+33.3%	+1
	Detinue	DT	3	▲	+200.0%	+2
	Protective Order	PO	1	▲	-	+1
	Abstract	AJ	0	▼	-100.0%	-2
	Impoundment	IM	0	▼	-100.0%	-1
	Show Cause	SC	0	▼	-100.0%	-1
	Tenants Assertion	TA	0	▼	-100.0%	-1
Total			238	▲	40.0%	+68
Civil Commitments	Temporary Detention Order	TD	3	▼	-40.0%	-2
	Emergency Custody Order	EC	1	▼	-50.0%	-1
	Petition	PT	1	▲	-	+1
Total			5	▼	-28.6%	-2
GRAND TOTAL			5,160	▼	-1.3%	-67

Filings by Major Case Category**

Category	Summary	Change	% Change	Absolute Change
Felony	114	▼	-21.4%	-31
Garnishment	24	▲	+4.3%	+1
General Civil	122	▲	+117.9%	+66
Infraction/Civil Violation	3,884	▲	+1.5%	+59
Involuntary Civil Commitments	1	▲	-	+1
Landlord /Tenant	9	▲	+80.0%	+4
Misdemeanor	934	▼	-13.3%	-143
Other	67	▼	-28.0%	-26
Protective Orders	5	▲	+66.7%	+2

* Compared to same time period as previous year

** Case Type Categories are defined in the 2017 Virginia Judicial Workload Assessment

Source: SCV-SQL-Information

CPSS - GCMS CASELOAD STATISTICS OF THE GENERAL DISTRICT COURTS

January 2024 thru August 2024 Filings (Compared to January 2023 thru August 2023)

Bland

District: 27 FIPS: 021

GRAND TOTAL

5,160





-1.3%

-67

* Compared to same time period as previous year

** Case Type Categories are defined in the 2017 Virginia Judicial Workload Assessment
Source: SCV-SQL-Information

2024 Overall GRAND TOTAL		Distribution of Caseload			Change*		Percentage (%) of Caseload		
13,764	-315	Criminal	532	4%	-22.6% ▼	-155	Criminal	2023 4.9%	2024 3.9%
		Traffic	12,327	90%	-2.5% ▼	-312	Traffic	89.8%	89.6%
2024 		Civil	856	6%	21.9% ▲	+154	Civil	5.0%	6.2%
2023 		Civil Commitments	49	0%	-3.9% ▼	-2	Civil Commitments	0.4%	0.4%
		GRAND TOTAL	13,764	100%	-2.2% ▼	-315	GRAND TOTAL	100%	100%

Filings by Division & Code

Division	Case Type Description	Code	Summary	Change	% Change	Absolute Change
Criminal	Misdemeanor	M	306	▼	-25.9%	-107
	Felony	F	167	▼	-23.0%	-50
	Capias	CA	30	▲	+11.1%	+3
	Show Cause	SC	19	▲	+18.8%	+3
	Civil Violation	CV	10	▼	-28.6%	-4
	Total			532	▼	-22.6%
Traffic	Infraction	I	10,737	▼	-3.9%	-433
	Misdemeanor	M	1,560	▲	+8.3%	+119
	Show Cause	SC	12	▲	+33.3%	+3
	Felony	F	11	▼	-21.4%	-3
	Capias	CA	7	▲	+40.0%	+2
	Total			12,327	▼	-2.5%
Civil	Warrant in Debt	WD	406	▲	+65.0%	+160
	Garnishment	GA	212	▲	+12.8%	+24
	Unlawful Detainer	UD	63	▼	-24.1%	-20
	Other	OT	41	▲	+13.9%	+5
	Impoundment	IM	35	▼	-30.0%	-15
	Preliminary Protective Order	PP	26	▲	+30.0%	+6
	Bond Forfeiture	BF	21	▲	+10.5%	+2
	Protective Order	PO	20	▲	+66.7%	+8
	Admin License	AL	14	▼	-12.5%	-2
	Overweight	OC	7	▼	-50.0%	-7
	Detinue	DT	5	↔		-
	Abstract	AJ	2	▼	-60.0%	-3
	Show Cause	SC	2	▼	-33.3%	-1
	Motion for Judgment	MJ	1	▲	-	+1
	Petition-Restore Arms	PR	1	▼	-66.7%	-2
	Interrogatory	IN	0	▼	-100.0%	-1
	Tenants Assertion	TA	0	▼	-100.0%	-1
Total			856	▲	21.9%	+154
Civil Commitments	Temporary Detention Order	TD	28	▼	-3.4%	-1
	Emergency Custody Order	EC	21	▼	-4.5%	-1
	Total		49	▼	-3.9%	-2
GRAND TOTAL			13,764	▼	-2.2%	-315

Filings by Major Case Category**

Category	Summary	Change	% Change	Absolute Change
Felony	178	▼	-22.9%	-53
Garnishment	212	▼	+12.2%	+23
General Civil	414	▲	+62.4%	+159
Infraction/Civil Violation	10,754	▼	-4.0%	-444
Landlord /Tenant	63	▼	-25.0%	-21
Misdemeanor	1,866	▼	+0.6%	+12
Other	231	▼	-2.1%	-5
Protective Orders	46	▲	+43.8%	+14
GRAND TOTAL	13,764	▼	-2.2%	-315

* Compared to same time period as previous year

** Case Type Categories are defined in the 2017 Virginia Judicial Workload Assessment

Source: SCV-SQL-Information

* Compared to same time period as previous year

** Case Type Categories are defined in the 2017 Virginia Judicial Workload Assessment
Source: SCV-SQL-Information

2024 Overall GRAND TOTAL	Distribution of Caseload	Change*	Percentage (%) of Caseload																																													
1,764 -20	<table border="1"> <tr><td>Criminal</td><td>237</td><td>13%</td></tr> <tr><td>Traffic</td><td>1,176</td><td>67%</td></tr> <tr><td>Civil</td><td>331</td><td>19%</td></tr> <tr><td>Civil Commitments</td><td>20</td><td>1%</td></tr> <tr><td>GRAND TOTAL</td><td>1,764</td><td>100%</td></tr> </table>	Criminal	237	13%	Traffic	1,176	67%	Civil	331	19%	Civil Commitments	20	1%	GRAND TOTAL	1,764	100%	<table border="1"> <tr><td>Criminal</td><td>4.4% ▲</td><td>+10</td></tr> <tr><td>Traffic</td><td>-3.3% ▼</td><td>-40</td></tr> <tr><td>Civil</td><td>10.7% ▲</td><td>+32</td></tr> <tr><td>Civil Commitments</td><td>-52.4% ▼</td><td>-22</td></tr> <tr><td>GRAND TOTAL</td><td>-1.1% ▼</td><td>-20</td></tr> </table>	Criminal	4.4% ▲	+10	Traffic	-3.3% ▼	-40	Civil	10.7% ▲	+32	Civil Commitments	-52.4% ▼	-22	GRAND TOTAL	-1.1% ▼	-20	<table border="1"> <tr><td>Criminal</td><td>2023: 12.7%</td><td>2024: 13.4%</td></tr> <tr><td>Traffic</td><td>68.2%</td><td>66.7%</td></tr> <tr><td>Civil</td><td>16.8%</td><td>18.8%</td></tr> <tr><td>Civil Commitments</td><td>2.4%</td><td>1.1%</td></tr> <tr><td>GRAND TOTAL</td><td>100%</td><td>100%</td></tr> </table>	Criminal	2023: 12.7%	2024: 13.4%	Traffic	68.2%	66.7%	Civil	16.8%	18.8%	Civil Commitments	2.4%	1.1%	GRAND TOTAL	100%	100%
Criminal	237	13%																																														
Traffic	1,176	67%																																														
Civil	331	19%																																														
Civil Commitments	20	1%																																														
GRAND TOTAL	1,764	100%																																														
Criminal	4.4% ▲	+10																																														
Traffic	-3.3% ▼	-40																																														
Civil	10.7% ▲	+32																																														
Civil Commitments	-52.4% ▼	-22																																														
GRAND TOTAL	-1.1% ▼	-20																																														
Criminal	2023: 12.7%	2024: 13.4%																																														
Traffic	68.2%	66.7%																																														
Civil	16.8%	18.8%																																														
Civil Commitments	2.4%	1.1%																																														
GRAND TOTAL	100%	100%																																														

Filings by Division & Code

Division	Case Type Description	Code	Summary	Change	% Change	Absolute Change
Criminal	Misdemeanor	M	150	▲	+8.7%	+12
	Felony	F	45	▲	+7.1%	+3
	Show Cause	SC	17	▲	+183.3%	+11
	Civil Violation	CV	16	▼	-55.6%	-20
	Capias	CA	9	▲	+80.0%	+4
	Total			237	▲	4.4%
Traffic	Infraction	I	1,027	▲	+0.2%	+2
	Misdemeanor	M	141	▼	-10.8%	-17
	Show Cause	SC	4	▼	-75.0%	-12
	Capias	CA	3	▼	-25.0%	-1
	Felony	F	1	▼	-92.3%	-12
	Total			1,176	▼	-3.3%
Civil	Warrant in Debt	WD	178	▲	+29.9%	+41
	Garnishment	GA	60	↔	-	-
	Admin License	AL	19	▼	-13.6%	-3
	Unlawful Detainer	UD	17	▼	-32.0%	-8
	Preliminary Protective Order	PP	12	▲	+9.1%	+1
	Other	OT	11	▼	-21.4%	-3
	Protective Order	PO	8	↔	-	-
	Interrogatory	IN	7	▲	+75.0%	+3
	Impoundment	IM	6	▲	+50.0%	+2
	Show Cause	SC	6	▼	-14.3%	-1
	Detinue	DT	3	▼	-25.0%	-1
	Abstract	AJ	1	▼	-50.0%	-1
	Capias	CA	1	▲	-	+1
	Petition-Restore Arms	PR	1	▲	-	+1
	Restricted Operators License	RL	1	▲	-	+1
	Counter Claim	CC	0	▼	-100.0%	-1
	Total			331	▲	10.7%
Civil Commitments	Temporary Detention Order	TD	13	▼	-48.0%	-12
	Emergency Custody Order	EC	7	▼	-58.8%	-10
	Total			20	▼	-52.4%
GRAND TOTAL			1,764	▼	-1.1%	-20



Filings by Major Case Category**

Category	Summary	Change	% Change	Absolute Change
Felony	46	▼	-16.4%	-9
Garnishment	67	▲	+4.7%	+3
General Civil	183	▲	+26.2%	+38
Infraction/Civil Violation	1,043	▼	-1.7%	-18
Landlord /Tenant	17	▼	-32.0%	-8
Misdemeanor	292	▲	-1.4%	-4
Other	96	▲	-19.3%	-23
Protective Orders	20	▲	+5.3%	+1
GRAND TOTAL	1,764	▼	-1.1%	-20

* Compared to same time period as previous year

** Case Type Categories are defined in the 2017 Virginia Judicial Workload Assessment

Source: SCV-SQL-Information

2024 Overall GRAND TOTAL		Distribution of Caseload			Change*		Percentage (%) of Caseload		
2,465	-229	Criminal	717	29%	14.0% ▲	+88	Criminal	2023 23.3%	2024 29.1%
		Traffic	1,081	44%	-22.1% ▼	-306	Traffic	51.5%	43.9%
		Civil	563	23%	24.3% ▲	+110	Civil	16.8%	22.8%
		Civil Commitments	104	4%	-53.8% ▼	-121	Civil Commitments	8.4%	4.2%
		GRAND TOTAL	2,465	100%	-8.5% ▼	-229	GRAND TOTAL	100%	100%

Filings by Division & Code

Division	Case Type Description	Code	Summary	Change	% Change	Absolute Change
Criminal	Misdemeanor	M	436	▲	+17.8%	+66
	Felony	F	157	▲	+1.9%	+3
	Capias	CA	61	▼	-4.7%	-3
	Show Cause	SC	54	▲	+68.8%	+22
	Civil Violation	CV	9	↔		-
	Total			717	▲	14.0%
Traffic	Infraction	I	889	▼	-14.8%	-155
	Misdemeanor	M	190	▼	-40.8%	-131
	Show Cause	SC	2	▼	-75.0%	-6
	Capias	CA	0	▼	-100.0%	-5
	Civil Violation	CV	0	▼	-100.0%	-1
	Felony	F	0	▼	-100.0%	-8
Total			1,081	▼	-22.1%	-306
Civil	Warrant in Debt	WD	180	▲	+10.4%	+17
	Garnishment	GA	162	▲	+48.6%	+53
	Impoundment	IM	57	▲	+46.2%	+18
	Detinue	DT	53	▲	+60.6%	+20
	Other	OT	37	▲	+23.3%	+7
	Unlawful Detainer	UD	27	↔		-
	Admin License	AL	13	▼	-18.8%	-3
	Preliminary Protective Order	PP	10	▼	-9.1%	-1
	Protective Order	PO	10	▲	+11.1%	+1
	Bond Forfeiture	BF	5	▼	-58.3%	-7
	Show Cause	SC	4	▲	-	+4
	Abstract	AJ	2	▲	-	+2
	Capias	CA	1	▲	-	+1
	Interrogatory	IN	1	▼	-50.0%	-1
	Petition-Restore Arms	PR	1	↔		-
	Tenants Assertion	TA	0	▼	-100.0%	-1
Total			563	▲	24.3%	+110
Civil Commitments	Mental Commitment	MC	65	▼	-61.3%	-103
	Emergency Custody Order	EC	18	▼	-10.0%	-2
	Temporary Detention Order	TD	16	▼	-50.0%	-16
	Medical Emergency Temporary Detention Order	MT	4	▼	-20.0%	-1
	Other	OT	1	▲	-	+1
Total			104	▼	-53.8%	-121
GRAND TOTAL			2,465	▼	-8.5%	-229

Filings by Major Case Category**

Category	Summary	Change	% Change	Absolute Change
Felony	157	▼	-3.1%	-5
Garnishment	163	▼	+46.8%	+52
General Civil	245	▲	+20.1%	+41
Infraction/Civil Violation	898	▼	-14.8%	-156
Involuntary Civil Commitments	1	▲	-	+1
Landlord /Tenant	27	▼	-3.6%	-1
Misdemeanor	626	▼	-9.4%	-65

* Compared to same time period as previous year



** Case Type Categories are defined in the 2017 Virginia Judicial Workload Assessment

CPSS - GCMS CASELOAD STATISTICS OF THE GENERAL DISTRICT COURTS
January 2024 thru August 2024 Filings (Compared to January 2023 thru August 2023)

Other	328	▲	-22.6%	-96
Protective Orders	20	▲		0
GRAND TOTAL	2,465	▼	-8.5%	-229

* Compared to same time period as previous year

** Case Type Categories are defined in the 2017 Virginia Judicial Workload Assessment
Source: SCV-SQL-Information

2024 Overall GRAND TOTAL		Distribution of Caseload			Change*		Percentage (%) of Caseload		
4,334	-71	Criminal	391	9%	28.2% ▲	+86	Criminal	2023 6.9%	2024 9.0%
2024 		Traffic	3,350	77%	-6.8% ▼	-243	Traffic	81.6%	77.3%
2023 		Civil	552	13%	14.3% ▲	+69	Civil	11.0%	12.7%
		Civil Commitments	41	1%	70.8% ▲	+17	Civil Commitments	0.5%	0.9%
		GRAND TOTAL	4,334	100%	-1.6% ▼	-71	GRAND TOTAL	100%	100%

Filings by Division & Code

Division	Case Type Description	Code	Summary	Change	% Change	Absolute Change
Criminal	Misdemeanor	M	232	▲	+28.9%	+52
	Felony	F	99	▲	+80.0%	+44
	Show Cause	SC	27	▼	-25.0%	-9
	Capias	CA	17	↔	-	-
	Civil Violation	CV	16	▼	-5.9%	-1
	Total			391	▲	28.2%
Traffic	Infraction	I	3,012	▼	-7.9%	-257
	Misdemeanor	M	330	▲	+4.8%	+15
	Show Cause	SC	4	▲	+33.3%	+1
	Felony	F	3	▼	-40.0%	-2
	Restricted Operators License	RL	1	▲	-	+1
	Capias	CA	0	▼	-100.0%	-1
	Total			3,350	▼	-6.8%
Civil	Warrant in Debt	WD	269	▲	+31.2%	+64
	Garnishment	GA	127	▲	+5.0%	+6
	Unlawful Detainer	UD	73	▼	-7.6%	-6
	Preliminary Protective Order	PP	20	▼	-25.9%	-7
	Other	OT	19	▲	+35.7%	+5
	Protective Order	PO	14	↔	-	-
	Admin License	AL	11	▼	-15.4%	-2
	Bond Forfeiture	BF	7	▲	+133.3%	+4
	Abstract	AJ	6	▲	+500.0%	+5
	Impoundment	IM	3	▲	+200.0%	+2
	Overweight	OC	2	▲	+100.0%	+1
	Detinue	DT	1	▼	-50.0%	-1
	Interrogatory	IN	0	▼	-100.0%	-1
	Petition-Restore Arms	PR	0	▼	-100.0%	-1
Total			552	▲	14.3%	+69
Civil Commitments	Temporary Detention Order	TD	30	▲	+57.9%	+11
	Emergency Custody Order	EC	11	▲	+120.0%	+6
	Total			41	▲	70.8%
GRAND TOTAL			4,334	▼	-1.6%	-71



Filings by Major Case Category**

Category	Summary	Change	% Change	Absolute Change
Felony	102	▲	+70.0%	+42
Garnishment	127	▼	+4.1%	+5
General Civil	271	▲	+30.3%	+63
Infraction/Civil Violation	3,030	▲	-7.8%	-257
Landlord /Tenant	73	▼	-7.6%	-6
Misdemeanor	563	▲	+13.7%	+68
Other	134	▲	+18.6%	+21
Protective Orders	34	▼	-17.1%	-7
GRAND TOTAL	4,334	▼	-1.6%	-71

* Compared to same time period as previous year

** Case Type Categories are defined in the 2017 Virginia Judicial Workload Assessment

Source: SCV-SQL-Information

2024 Overall GRAND TOTAL		Distribution of Caseload			Change*		Percentage (%) of Caseload			
1,166	+116	Criminal	311	27%	-14.6%	▼	-53	Criminal	2023: 34.7%	2024: 26.7%
		Traffic	496	43%	20.7%	▲	+85	Traffic	39.1%	42.5%
		Civil	334	29%	36.9%	▲	+90	Civil	23.2%	28.6%
		Civil Commitments	25	2%	-19.4%	▼	-6	Civil Commitments	3.0%	2.1%
		GRAND TOTAL	1,166	100%	11.0%	▲	+116	GRAND TOTAL	100%	100%

Filings by Division & Code

Division	Case Type Description	Code	Summary	Change	% Change	Absolute Change
Criminal	Misdemeanor	M	178	▼	-6.8%	-13
	Felony	F	106	▼	-20.3%	-27
	Capias	CA	15	▼	-28.6%	-6
	Show Cause	SC	10	▼	-44.4%	-8
	Civil Violation	CV	2	▲	+100.0%	+1
	Total			311	▼	-14.6%
Traffic	Infraction	I	362	▲	+24.8%	+72
	Misdemeanor	M	130	▲	+15.0%	+17
	Felony	F	4	↔	-	-
	Capias	CA	0	▼	-100.0%	-2
	Show Cause	SC	0	▼	-100.0%	-2
	Total			496	▲	20.7%
Civil	Warrant in Debt	WD	153	▲	+62.8%	+59
	Garnishment	GA	66	▼	-1.5%	-1
	Preliminary Protective Order	PP	26	▲	+271.4%	+19
	Unlawful Detainer	UD	23	▼	-14.8%	-4
	Other	OT	19	▲	+280.0%	+14
	Protective Order	PO	16	▲	+300.0%	+12
	Impoundment	IM	14	▲	+40.0%	+4
	Bond Forfeiture	BF	6	▼	-33.3%	-3
	Detinue	DT	5	▼	-16.7%	-1
	Abstract	AJ	2	▼	-66.7%	-4
	Admin License	AL	2	▼	-66.7%	-4
	Restricted Operators License	RL	1	▲	-	+1
	Show Cause	SC	1	↔	-	-
	Petition-Restore Arms	PR	0	▼	-100.0%	-1
	Tenants Assertion	TA	0	▼	-100.0%	-1
	Total			334	▲	36.9%
Civil Commitments	Temporary Detention Order	TD	14	▼	-22.2%	-4
	Emergency Custody Order	EC	8	▼	-11.1%	-1
	Mental Commitment	MC	3	▼	-25.0%	-1
	Total			25	▼	-19.4%
GRAND TOTAL			1,166	▲	11.0%	+116



Filings by Major Case Category**

Category	Summary	Change	% Change	Absolute Change	
Felony	110	▼	-19.7%	-27	
Garnishment	66	▼	-1.5%	-1	
General Civil	161	▲	+59.4%	+60	
Infraction/Civil Violation	364	▲	+25.1%	+73	
Landlord /Tenant	23	▼	-17.9%	-5	
Misdemeanor	309	▲	+1.6%	+5	
Other	91	▼	-18.0%	-20	
Protective Orders	42	▲	+281.8%	+31	
GRAND TOTAL		1,166	▲	11.0%	+116

* Compared to same time period as previous year

** Case Type Categories are defined in the 2017 Virginia Judicial Workload Assessment

Source: SCV-SQL-Information

2024 Overall GRAND TOTAL		Distribution of Caseload			Change*		Percentage (%) of Caseload		
14,996	+922	Criminal	2,903	19%	20.7% ▲	+497	Criminal	2023	2024
		Traffic	8,289	55%	0.7% ▲	+55	Traffic	17.1%	19.4%
2024 		Civil	3,233	22%	10.9% ▲	+318	Civil	58.5%	55.3%
2023 		Civil Commitments	571	4%	10.0% ▲	+52	Civil Commitments	20.7%	21.6%
		GRAND TOTAL	14,996	100%	6.6% ▲	+922	GRAND TOTAL	3.7%	3.8%
							GRAND TOTAL	100%	100%

Filings by Division & Code

Division	Case Type Description	Code	Summary	Change	% Change	Absolute Change
Criminal	Misdemeanor	M	1,829	▲	+27.6%	+396
	Felony	F	723	▲	+18.3%	+112
	Capias	CA	182	▲	+19.7%	+30
	Show Cause	SC	105	▼	-17.3%	-22
	Civil Violation	CV	64	▼	-22.9%	-19
	Total			2,903	▲	20.7%
Traffic	Infraction	I	6,955	▲	+0.3%	+24
	Misdemeanor	M	1,259	▲	+3.7%	+45
	Felony	F	22	▼	-31.3%	-10
	Capias	CA	19	▲	+58.3%	+7
	Show Cause	SC	12	▼	-14.3%	-2
	Other	O	11	↔		-
	Civil Violation	CV	6	▲	+50.0%	+2
	Restricted Operators License	RL	5	▼	-68.8%	-11
Total			8,289	▲	0.7%	+55
Civil	Warrant in Debt	WD	1,097	▲	+20.9%	+190
	Garnishment	GA	929	▲	+12.9%	+106
	Unlawful Detainer	UD	539	▼	-11.8%	-72
	Admin License	AL	190	▲	+38.7%	+53
	Other	OT	125	▲	-0.8%	-1
	Preliminary Protective Order	PP	69	▲	+9.5%	+6
	Abstract	AJ	53	▲	+51.4%	+18
	Bond Forfeiture	BF	53	▲	+20.5%	+9
	Protective Order	PO	51	▲	+2.0%	+1
	Impoundment	IM	35	▲	+84.2%	+16
	Detinue	DT	29	▼	-29.3%	-12
	Interrogatory	IN	29	▲	+16.0%	+4
	Show Cause	SC	23	▲	+21.1%	+4
	Counter Claim	CC	4	▲	+100.0%	+2
	Tenants Assertion	TA	4	▲	+300.0%	+3
	Capias	CA	2	▲	+100.0%	+1
	Motion for Judgment	MJ	1	▼	-75.0%	-3
	Overweight	OC	0	▼	-100.0%	-1
	Petition-Restore Arms	PR	0	▼	-100.0%	-4
	Restricted Operators License	RL	0	▼	-100.0%	-1
Third Party Claim	TH	0	▼	-100.0%	-1	
Total			3,233	▲	10.9%	+318
Civil Commitments	Mental Commitment	MC	279	▲	+37.4%	+76
	Temporary Detention Order	TD	148	▼	-18.2%	-33
	Emergency Custody Order	EC	71	▼	-5.3%	-4
	Other	OT	56	▲	+14.3%	+7
	Medical Emergency Temporary Detention Order	MT	17	▲	+70.0%	+7
	Medical Emergency Custody Order	ME	0	▼	-100.0%	-1
Total			571	▲	10.0%	+52
GRAND TOTAL			14,996	▲	6.6%	+922

* Compared to same time period as previous year



** Case Type Categories are defined in the 2017 Virginia Judicial Workload Assessment

Filings by Major Case Category**

Category	Summary	Change	% Change	Absolute Change
Felony	745	▼	+15.9%	+102
Garnishment	958	▲	+13.0%	+110
General Civil	1,139	▼	+18.0%	+174
Infraction/Civil Violation	7,036	▼	+0.1%	+6
Involuntary Civil Commitments	56	▲	+14.3%	+7
Landlord /Tenant	543	▲	-11.3%	-69
Misdemeanor	3,093	▼	+16.1%	+429
Other	1,306	▲	+13.6%	+156
Protective Orders	120	▲	+6.2%	+7
GRAND TOTAL	14,996	▲	6.6%	+922

* Compared to same time period as previous year

** Case Type Categories are defined in the 2017 Virginia Judicial Workload Assessment
 Source: SCV-SQL-Information

2024 Overall GRAND TOTAL		Distribution of Caseload			Change*		Percentage (%) of Caseload		
11,227	+1,382	Criminal	1,713	15%	2.6% ▲	+43	Criminal	2023	2024
		Traffic	7,720	69%	19.0% ▲	+1,235	Traffic	17.0%	15.3%
		Civil	1,552	14%	7.9% ▲	+114	Civil	65.9%	68.8%
		Civil Commitments	242	2%	-4.0% ▼	-10	Civil Commitments	14.6%	13.8%
		GRAND TOTAL	11,227	100%	14.0% ▲	+1,382	GRAND TOTAL	2.6%	2.2%
							GRAND TOTAL	100%	100%

Filings by Division & Code

Division	Case Type Description	Code	Summary	Change	% Change	Absolute Change
Criminal	Misdemeanor	M	1,105	▲	+11.1%	+110
	Felony	F	359	▲	+7.2%	+24
	Show Cause	SC	118	▼	-34.1%	-61
	Capias	CA	114	▼	-18.6%	-26
	Civil Violation	CV	17	▼	-15.0%	-3
	Motion	MO	0	▼	-100.0%	-1
	Total			1,713	▲	2.6%
Traffic	Infraction	I	6,686	▲	+20.6%	+1,141
	Misdemeanor	M	1,006	▲	+10.1%	+92
	Felony	F	16	▲	+45.5%	+5
	Show Cause	SC	7	▲	+75.0%	+3
	Capias	CA	3	▼	-40.0%	-2
	Civil Violation	CV	1	▲	-	+1
	Other	O	1	▲	-	+1
	Restricted Operators License	RL	0	▼	-100.0%	-6
Total			7,720	▲	19.0%	+1,235
Civil	Warrant in Debt	WD	647	▲	+27.4%	+139
	Unlawful Detainer	UD	272	▼	-0.4%	-1
	Garnishment	GA	266	▲	+9.5%	+23
	Other	OT	114	▲	-12.3%	-16
	Preliminary Protective Order	PP	66	↔	-	-
	Detinue	DT	63	▲	+31.3%	+15
	Protective Order	PO	51	▼	-8.9%	-5
	Bond Forfeiture	BF	28	▼	-36.4%	-16
	Admin License	AL	21	▲	+5.0%	+1
	Interrogatory	IN	8	▼	-50.0%	-8
	Impoundment	IM	6	▲	+100.0%	+3
	Abstract	AJ	3	▲	+50.0%	+1
	Motion for Judgment	MJ	3	▲	-	+3
	Petition-Restore Arms	PR	2	▼	-33.3%	-1
	Show Cause	SC	2	▼	-90.9%	-20
	Capias	CA	0	▼	-100.0%	-1
Overweight	OC	0	▼	-100.0%	-1	
Tenants Assertion	TA	0	▼	-100.0%	-2	
Total			1,552	▲	7.9%	+114
Civil Commitments	Temporary Detention Order	TD	103	▲	+25.6%	+21
	Emergency Custody Order	EC	69	▼	-1.4%	-1
	Mental Commitment	MC	59	▼	-32.2%	-28
	Other	OT	8	▼	-20.0%	-2
	Medical Emergency Temporary Detention Order	MT	3	▲	+50.0%	+1
	Medical Emergency Custody Order	ME	0	▼	-100.0%	-1
Total			242	▼	-4.0%	-10
GRAND TOTAL			11,227	▲	14.0%	+1,382

Filings by Major Case Category**

Category	Summary	Change	% Change	Absolute Change
Felony	375	▲	+8.4%	+29
Garnishment	274	▼	+5.8%	+15

* Compared to same time period as previous year

** Case Type Categories are defined in the 2017 Virginia Judicial Workload Assessment

Source: SCV-SQL-Information

CPSS - GCMS CASELOAD STATISTICS OF THE GENERAL DISTRICT COURTS

January 2024 thru August 2024 Filings (Compared to January 2023 thru August 2023)

Pulaski

District: 27 FIPS: 155

General Civil	725	▲	+28.1%	+159
Infraction/Civil Violation	6,705	▲	+20.5%	+1,139
Involuntary Civil Commitments	8	▼	-20.0%	-2
Landlord /Tenant	272	▼	-1.1%	-3
Misdemeanor	2,111	▼	+10.2%	+196
Other	640	▼	-18.6%	-146
Protective Orders	117	▼	-4.1%	-5
GRAND TOTAL	11,227	▲	14.0%	+1,382

* Compared to same time period as previous year

** Case Type Categories are defined in the 2017 Virginia Judicial Workload Assessment
Source: SCV-SQL-Information

CPSS - GCMS CASELOAD STATISTICS OF THE GENERAL DISTRICT COURTS

January 2024 thru August 2024 Filings (Compared to January 2023 thru August 2023)

2024 Overall GRAND TOTAL		Distribution of Caseload			Change*		Percentage (%) of Caseload		
2024	2,708	Criminal	545	20%	17.7% ▲	+82	Criminal	2023	2024
		Traffic	1,426	53%	41.3% ▲	+417	Traffic	21.5%	20.1%
2023	+558	Civil	632	23%	1.0% ▲	+6	Civil	46.9%	52.7%
		Civil Commitments	105	4%	101.9% ▲	+53	Civil Commitments	29.1%	23.3%
		GRAND TOTAL	2,708	100%	26.0% ▲	+558	GRAND TOTAL	2.4%	3.9%
							GRAND TOTAL	100%	100%

Filings by Division & Code

Division	Case Type Description	Code	Summary	Change	% Change	Absolute Change
Criminal	Misdemeanor	M	416	▲	+27.2%	+89
	Felony	F	49	▼	-18.3%	-11
	Show Cause	SC	33	▼	-41.1%	-23
	Civil Violation	CV	27	▲	+107.7%	+14
	Capias	CA	20	▲	+233.3%	+14
	Restricted Operators License	RL	0	▼	-100.0%	-1
	Total			545	▲	17.7%
Traffic	Infraction	I	1,189	▲	+47.0%	+380
	Misdemeanor	M	216	▲	+16.1%	+30
	Show Cause	SC	10	▲	+400.0%	+8
	Other	O	9	▲	-	+9
	Capias	CA	2	▲	+100.0%	+1
	Civil Violation	CV	0	▼	-100.0%	-3
	Felony	F	0	▼	-100.0%	-1
	Restricted Operators License	RL	0	▼	-100.0%	-7
Total			1,426	▲	41.3%	+417
Civil	Warrant in Debt	WD	192	▲	+16.4%	+27
	Unlawful Detainer	UD	191	▼	-5.0%	-10
	Garnishment	GA	98	▼	-10.1%	-11
	Admin License	AL	42	▼	-6.7%	-3
	Other	OT	40	▲	+11.1%	+4
	Preliminary Protective Order	PP	35	▲	+29.6%	+8
	Protective Order	PO	29	▲	+7.4%	+2
	Capias	CA	3	▲	-	+3
	Bond Forfeiture	BF	1	▼	-50.0%	-1
	Detinue	DT	1	▲	-	+1
	Abstract	AJ	0	▼	-100.0%	-1
	Interrogatory	IN	0	▼	-100.0%	-7
	Show Cause	SC	0	▼	-100.0%	-6
Total			632	▲	1.0%	+6
Civil Commitments	Temporary Detention Order	TD	51	▲	+41.7%	+15
	Mental Commitment	MC	40	▲	-	+40
	Emergency Custody Order	EC	14	▼	-6.7%	-1
	Other	OT	0	▼	-100.0%	-1
Total			105	▲	101.9%	+53
GRAND TOTAL			2,708	▲	26.0%	+558

Filings by Major Case Category**

Category	Summary	Change	% Change	Absolute Change
Felony	49	▼	-19.7%	-12
Garnishment	98	▼	-15.5%	-18
General Civil	195	▲	+18.2%	+30
Infraction/Civil Violation	1,225	▲	+48.5%	+400
Involuntary Civil Commitments	0	▼	-100.0%	-1
Landlord /Tenant	191	▼	-5.0%	-10
Misdemeanor	632	▼	+21.3%	+111
Other	254	▲	+23.3%	+48

* Compared to same time period as previous year

** Case Type Categories are defined in the 2017 Virginia Judicial Workload Assessment

CPSS - GCMS CASELOAD STATISTICS OF THE GENERAL DISTRICT COURTS
January 2024 thru August 2024 Filings (Compared to January 2023 thru August 2023)



Radford

District: 27 FIPS: 750

Protective Orders	64	▲	+18.5%	+10
GRAND TOTAL	2,708	▲	26.0%	+558

* Compared to same time period as previous year

** Case Type Categories are defined in the 2017 Virginia Judicial Workload Assessment
Source: SCV-SQL-Information

2024 Overall GRAND TOTAL		Distribution of Caseload			Change*		Percentage (%) of Caseload		
10,752	+223	Criminal	1,474	14%	36.9% ▲	+397	Criminal	2023	2024
		Traffic	7,928	74%	-3.1% ▼	-253	Traffic	10.2%	13.7%
		Civil	1,153	11%	1.2% ▲	+14	Civil	77.7%	73.7%
		Civil Commitments	197	2%	49.2% ▲	+65	Civil Commitments	10.8%	10.7%
		GRAND TOTAL	10,752	100%	2.1% ▲	+223	GRAND TOTAL	1.3%	1.8%
							GRAND TOTAL	100%	100%

Filings by Division & Code

Division	Case Type Description	Code	Summary	Change	% Change	Absolute Change
Criminal	Misdemeanor	M	968	▲	+46.2%	+306
	Felony	F	318	▲	+28.2%	+70
	Capias	CA	101	▲	+9.8%	+9
	Show Cause	SC	59	▲	+31.1%	+14
	Civil Violation	CV	28	▼	-3.4%	-1
	Restricted Operators License	RL	0	▼	-100.0%	-1
	Total			1,474	▲	36.9%
Traffic	Infraction	I	6,494	▼	-8.1%	-573
	Misdemeanor	M	1,353	▲	+27.6%	+293
	Capias	CA	26	▲	+85.7%	+12
	Civil Violation	CV	22	▲	+57.1%	+8
	Felony	F	20	▲	+185.7%	+13
	Show Cause	SC	11	▼	-42.1%	-8
	Restricted Operators License	RL	2	▲	-	+2
Total			7,928	▼	-3.1%	-253
Civil	Warrant in Debt	WD	533	▲	+18.7%	+84
	Garnishment	GA	310	▲	+5.4%	+16
	Unlawful Detainer	UD	86	▼	-31.2%	-39
	Other	OT	67	▼	-21.2%	-18
	Protective Order	PO	32	▼	-17.9%	-7
	Preliminary Protective Order	PP	31	▼	-24.4%	-10
	Admin License	AL	27	▲	+8.0%	+2
	Detinue	DT	26	▼	-13.3%	-4
	Bond Forfeiture	BF	17	▼	-29.2%	-7
	Abstract	AJ	12	▲	+200.0%	+8
	Show Cause	SC	5	▼	-28.6%	-2
	Petition-Restore Arms	PR	3	▼	-25.0%	-1
	Interrogatory	IN	2	▼	-50.0%	-2
	Cross Claim	CR	1	▲	-	+1
	Motion for Judgment	MJ	1	▼	-50.0%	-1
	Counter Claim	CC	0	▼	-100.0%	-1
	Impoundment	IM	0	▼	-100.0%	-4
Tenants Assertion	TA	0	▼	-100.0%	-1	
Total			1,153	▲	1.2%	+14
Civil Commitments	Temporary Detention Order	TD	103	▲	+35.5%	+27
	Emergency Custody Order	EC	94	▲	+67.9%	+38
	Total		197	▲	49.2%	+65
GRAND TOTAL			10,752	▲	2.1%	+223

Filings by Major Case Category**

Category	Summary	Change	% Change	Absolute Change
Felony	338	▲	+32.5%	+83
Garnishment	312	▼	+4.7%	+14
General Civil	563	▼	+15.4%	+75
Infraction/Civil Violation	6,544	▲	-8.0%	-566
Landlord /Tenant	86	▼	-31.7%	-40
Misdemeanor	2,323	▲	+34.8%	+600
Other	523	▲	+16.5%	+74

* Compared to same time period as previous year

** Case Type Categories are defined in the 2017 Virginia Judicial Workload Assessment

CPSS - GCMS CASELOAD STATISTICS OF THE GENERAL DISTRICT COURTS
January 2024 thru August 2024 Filings (Compared to January 2023 thru August 2023)

Protective Orders	63	▼	-21.3%	-17
GRAND TOTAL	10,752	▲	2.1%	+223



* Compared to same time period as previous year

** Case Type Categories are defined in the 2017 Virginia Judicial Workload Assessment
Source: SCV-SQL-Information

CPSS - GCMS CASELOAD STATISTICS OF THE GENERAL DISTRICT COURTS
 January 2024 thru August 2024 Filings (Compared to January 2023 thru August 2023)

Bristol

District: 28 FIPS: 520

2024 Overall GRAND TOTAL		Distribution of Caseload			Change*		Percentage (%) of Caseload			
2024 	7,418	+225	Criminal	1,511	20%	2.7% ▲	+40	Criminal	20.5%	20.4%
			Traffic	4,581	62%	5.3% ▲	+229	Traffic	60.5%	61.8%
2023 			Civil	1,029	14%	0.5% ▲	+5	Civil	14.2%	13.9%
			Civil Commitments	297	4%	-14.2% ▼	-49	Civil Commitments	4.8%	4.0%
			GRAND TOTAL	7,418	100%	3.1% ▲	+225	GRAND TOTAL	100%	100%

Filings by Division & Code

Division	Case Type Description	Code	Summary	Change	% Change	Absolute Change
Criminal	Misdemeanor	M	848	▲	+9.8%	+76
	Felony	F	425	▼	-8.0%	-37
	Capias	CA	195	▲	+10.8%	+19
	Civil Violation	CV	26	▼	-10.3%	-3
	Show Cause	SC	17	▼	-46.9%	-15
	Total			1,511	▲	2.7%
Traffic	Infraction	I	3,583	▼	-1.2%	-43
	Misdemeanor	M	913	▲	+34.1%	+232
	Civil Violation	CV	36	▲	+800.0%	+32
	Capias	CA	28	▼	-3.4%	-1
	Felony	F	19	▲	+137.5%	+11
	Show Cause	SC	2	▼	-50.0%	-2
	Total			4,581	▲	5.3%
Civil	Warrant in Debt	WD	345	▲	+28.3%	+76
	Unlawful Detainer	UD	204	▼	-33.6%	-103
	Garnishment	GA	198	▲	+31.1%	+47
	Other	OT	71	▼	-12.3%	-10
	Preliminary Protective Order	PP	58	▲	+13.7%	+7
	Protective Order	PO	53	▲	+32.5%	+13
	Admin License	AL	32	▲	+14.3%	+4
	Bond Forfeiture	BF	32	▼	-48.4%	-30
	Detinue	DT	14	▲	+7.7%	+1
	Show Cause	SC	13	▲	+85.7%	+6
	Abstract	AJ	4	▲	+300.0%	+3
	Impoundment	IM	2	▼	-71.4%	-5
	Tenants Assertion	TA	2	▲	-	+2
	Overweight	OC	1	▼	-75.0%	-3
	Counter Claim	CC	0	▼	-100.0%	-1
	Interrogatory	IN	0	▼	-100.0%	-1
	Restricted Operators License	RL	0	▼	-100.0%	-1
	Total			1,029	▲	0.5%
Civil Commitments	Mental Commitment	MC	261	▼	-6.8%	-19
	Temporary Detention Order	TD	20	▼	-53.5%	-23
	Emergency Custody Order	EC	15	▼	-25.0%	-5
	Other	OT	1	▼	-66.7%	-2
Total			297	▼	-14.2%	-49
GRAND TOTAL			7,418	▲	3.1%	+225

Filings by Major Case Category**

Category	Summary	Change	% Change	Absolute Change
Felony	444	▲	-5.5%	-26
Garnishment	198	▼	+30.3%	+46
General Civil	360	▼	+26.3%	+75
Infraction/Civil Violation	3,646	▲	-0.5%	-17
Involuntary Civil Commitments	1	▼	-66.7%	-2
Landlord /Tenant	206	▲	-32.9%	-101
Misdemeanor	1,761	▼	+21.1%	+307

* Compared to same time period as previous year

** Case Type Categories are defined in the 2017 Virginia Judicial Workload Assessment


Source: SCV-SQL-Information

CPSS - GCMS CASELOAD STATISTICS OF THE GENERAL DISTRICT COURTS
January 2024 thru August 2024 Filings (Compared to January 2023 thru August 2023)

Other	691	▼	-10.0%	-77
Protective Orders	111	▲	+22.0%	+20
GRAND TOTAL	7,418	▲	3.1%	+225

* Compared to same time period as previous year

** Case Type Categories are defined in the 2017 Virginia Judicial Workload Assessment
Source: SCV-SQL-Information

2024 Overall GRAND TOTAL		Distribution of Caseload			Change*		Percentage (%) of Caseload		
16,559	+3,931	Criminal	1,298	8%	25.9% ▲	+267	Criminal	2023: 8.2%	2024: 7.8%
		Traffic	13,090	79%	34.5% ▲	+3,355	Traffic	77.1%	79.1%
2024		Civil	1,322	8%	29.2% ▲	+299	Civil	8.1%	8.0%
2023		Civil Commitments	849	5%	1.2% ▲	+10	Civil Commitments	6.6%	5.1%
		GRAND TOTAL	16,559	100%	31.1% ▲	+3,931	GRAND TOTAL	100%	100%

Filings by Division & Code

Division	Case Type Description	Code	Summary	Change	% Change	Absolute Change
Criminal	Misdemeanor	M	781	▲	+22.4%	+143
	Felony	F	305	▲	+27.6%	+66
	Capias	CA	134	▲	+14.5%	+17
	Show Cause	SC	50	▲	+127.3%	+28
	Civil Violation	CV	28	▲	+86.7%	+13
	Total			1,298	▲	25.9%
Traffic	Infraction	I	9,527	▲	+25.6%	+1,943
	Misdemeanor	M	3,407	▲	+68.3%	+1,383
	Capias	CA	81	▼	-3.6%	-3
	Show Cause	SC	47	▲	+42.4%	+14
	Felony	F	18	▲	+157.1%	+11
	Civil Violation	CV	10	▲	+233.3%	+7
Total			13,090	▲	34.5%	+3,355
Civil	Warrant in Debt	WD	511	▲	+37.7%	+140
	Garnishment	GA	390	▲	+30.4%	+91
	Other	OT	139	▲	+56.2%	+50
	Unlawful Detainer	UD	119	▼	-11.2%	-15
	Preliminary Protective Order	PP	52	▲	+36.8%	+14
	Protective Order	PO	52	▲	+67.7%	+21
	Admin License	AL	27	▲	+22.7%	+5
	Detinue	DT	11	▼	-8.3%	-1
	Bond Forfeiture	BF	5	▲	-	+5
	Show Cause	SC	5	▲	+66.7%	+2
	Abstract	AJ	4	▲	+33.3%	+1
	Impoundment	IM	3	▼	-75.0%	-9
	Restricted Operators License	RL	2	▲	+100.0%	+1
	Overweight	OC	1	▼	-50.0%	-1
	Petition-Restore Arms	PR	1	▼	-75.0%	-3
	Interrogatory	IN	0	▼	-100.0%	-2
Total			1,322	▲	29.2%	+299
Civil Commitments	Mental Commitment	MC	686	▲	+4.6%	+30
	Temporary Detention Order	TD	58	▼	-19.4%	-14
	Emergency Custody Order	EC	57	▲	+35.7%	+15
	Other	OT	46	▼	-31.3%	-21
	Medical Emergency Temporary Detention Order	MT	2	▲	+100.0%	+1
	Petition	PT	0	▼	-100.0%	-1
Total			849	▲	1.2%	+10
GRAND TOTAL			16,559	▲	31.1%	+3,931

Filings by Major Case Category**

Category	Summary	Change	% Change	Absolute Change
Felony	323	▲	+31.3%	+77
Garnishment	390	▼	+29.6%	+89
General Civil	527	▼	+35.1%	+137
Infraction/Civil Violation	9,566	▲	+25.8%	+1,962
Involuntary Civil Commitments	46	▼	-32.4%	-22
Landlord /Tenant	119	▼	-11.2%	-15
Misdemeanor	4,190	▲	+57.3%	+1,527

* Compared to same time period as previous year

** Case Type Categories are defined in the 2017 Virginia Judicial Workload Assessment

CPSS - GCMS CASELOAD STATISTICS OF THE GENERAL DISTRICT COURTS
 January 2024 thru August 2024 Filings (Compared to January 2023 thru August 2023)

Other	1,294	▲	+12.2%	+141
Protective Orders	104	▲	+50.7%	+35
GRAND TOTAL	16,559	▲	31.1%	+3,931

* Compared to same time period as previous year



** Case Type Categories are defined in the 2017 Virginia Judicial Workload Assessment
 Source: SCV-SQL-Information

GCPS - GCMS CASELOAD STATISTICS OF THE GENERAL DISTRICT COURTS

January 2024 thru August 2024 Filings (Compared to January 2023 thru August 2023)

Washington

District: 28 FIPS: 191

2024 Overall GRAND TOTAL		Distribution of Caseload			Change*		Percentage (%) of Caseload		
13,957	-1,496	Criminal	1,825	13%	5.4% ▲	+93	Criminal	2023	2024
		Traffic	10,249	73%	-14.5% ▼	-1,741	Traffic	11.2%	13.1%
		Civil	1,665	12%	13.1% ▲	+193	Civil	77.6%	73.4%
		Civil Commitments	218	2%	-15.8% ▼	-41	Civil Commitments	9.5%	11.9%
		GRAND TOTAL	13,957	100%	-9.7% ▼	-1,496	GRAND TOTAL	1.7%	1.6%
							GRAND TOTAL	100%	100%

Filings by Division & Code

Division	Case Type Description	Code	Summary	Change	% Change	Absolute Change
Criminal	Misdemeanor	M	975	▲	+13.9%	+119
	Felony	F	577	▲	+1.2%	+7
	Capias	CA	166	▼	-10.3%	-19
	Show Cause	SC	87	▼	-12.1%	-12
	Civil Violation	CV	20	▼	-9.1%	-2
	Total			1,825	▲	5.4%
Traffic	Infraction	I	9,066	▼	-14.1%	-1,482
	Misdemeanor	M	1,125	▼	-19.9%	-280
	Capias	CA	24	▲	+200.0%	+16
	Felony	F	21	▲	+5.0%	+1
	Show Cause	SC	12	▲	+200.0%	+8
	Civil Violation	CV	1	▼	-75.0%	-3
	Restricted Operators License	RL	0	▼	-100.0%	-1
	Total			10,249	▼	-14.5%
Civil	Warrant in Debt	WD	706	▲	+38.2%	+195
	Garnishment	GA	504	▲	+4.3%	+21
	Unlawful Detainer	UD	136	▼	-16.6%	-27
	Other	OT	128	▲	+0.8%	+1
	Protective Order	PO	52	▲	+4.0%	+2
	Preliminary Protective Order	PP	49	▼	-23.4%	-15
	Admin License	AL	31	▲	+34.8%	+8
	Impoundment	IM	20	▲	+185.7%	+13
	Detinue	DT	19	▲	+46.2%	+6
	Abstract	AJ	9	▼	-18.2%	-2
	Bond Forfeiture	BF	3	▼	-40.0%	-2
	Petition-Restore Arms	PR	2	↔		-
	Show Cause	SC	2	▼	-50.0%	-2
	Interrogatory	IN	1	▼	-50.0%	-1
	Overweight	OC	1	▼	-66.7%	-2
	Restricted Operators License	RL	1	↔		-
	Tenants Assertion	TA	1	▼	-50.0%	-1
	Motion for Judgment	MJ	0	▼	-100.0%	-1
Total			1,665	▲	13.1%	+193
Civil Commitments	Temporary Detention Order	TD	119	▼	-8.5%	-11
	Emergency Custody Order	EC	99	▼	-22.7%	-29
	Medical Emergency Temporary Detention Order	MT	0	▼	-100.0%	-1
	Total			218	▼	-15.8%
GRAND TOTAL			13,957	▼	-9.7%	-1,496

Filings by Major Case Category**

Category	Summary	Change	% Change	Absolute Change
Felony	598	▲	+1.4%	+8
Garnishment	505	▼	+4.1%	+20
General Civil	734	▲	+39.3%	+207
Infraction/Civil Violation	9,088	▼	-14.1%	-1,489
Landlord /Tenant	137	▼	-17.0%	-28
Misdemeanor	2,101	▼	-7.2%	-162
Other	693	▲	-5.3%	-39

* Compared to same time period as previous year

** Case Type Categories are defined in the 2017 Virginia Judicial Workload Assessment

CPSS - GCMS CASELOAD STATISTICS OF THE GENERAL DISTRICT COURTS
January 2024 thru August 2024 Filings (Compared to January 2023 thru August 2023)


Washington

District: 28 FIPS: 191

Protective Orders	101	▼	-11.4%	-13
GRAND TOTAL	13,957	▼	-9.7%	-1,496

* Compared to same time period as previous year

** Case Type Categories are defined in the 2017 Virginia Judicial Workload Assessment
Source: SCV-SQL-Information

2024 Overall GRAND TOTAL		Distribution of Caseload			Change*		Percentage (%) of Caseload		
4,067 +862 		Criminal	751	18%	19.2% ▲	+121	Criminal	2023	2024
		Traffic	2,359	58%	43.5% ▲	+715	Traffic	19.7%	18.5%
		Civil	937	23%	6.0% ▲	+53	Civil	51.3%	58.0%
		Civil Commitments	20	0%	-57.4% ▼	-27	Civil Commitments	27.6%	23.0%
		GRAND TOTAL	4,067	100%	26.9% ▲	+862	GRAND TOTAL	1.5%	0.5%
							GRAND TOTAL	100%	100%

Filings by Division & Code

Division	Case Type Description	Code	Summary	Change	% Change	Absolute Change
Criminal	Misdemeanor	M	412	▲	+18.7%	+65
	Show Cause	SC	172	▲	+719.0%	+151
	Felony	F	85	▼	-50.3%	-86
	Capias	CA	73	▲	+4.3%	+3
	Civil Violation	CV	9	▼	-57.1%	-12
	Total			751	▲	19.2%
Traffic	Infraction	I	1,439	▲	+8.7%	+115
	Show Cause	SC	549	▲	+7,742.9%	+542
	Misdemeanor	M	291	▲	+7.4%	+20
	Capias	CA	76	▲	+117.1%	+41
	Felony	F	3	▼	-50.0%	-3
	Civil Violation	CV	1	▲	-	+1
	Restricted Operators License	RL	0	▼	-100.0%	-1
	Total			2,359	▲	43.5%
Civil	Warrant in Debt	WD	572	▲	+12.6%	+64
	Garnishment	GA	183	▲	+2.8%	+5
	Other	OT	68	▲	+17.2%	+10
	Preliminary Protective Order	PP	30	▼	-9.1%	-3
	Protective Order	PO	19	▼	-32.1%	-9
	Unlawful Detainer	UD	15	▼	-21.1%	-4
	Bond Forfeiture	BF	12	▼	-40.0%	-8
	Detinue	DT	10	▲	+66.7%	+4
	Impoundment	IM	9	▲	+12.5%	+1
	Abstract	AJ	5	↔	-	-
	Admin License	AL	4	▼	-50.0%	-4
	Overweight	OC	4	▲	+33.3%	+1
	Motion for Judgment	MJ	3	▲	-	+3
	Show Cause	SC	2	▼	-80.0%	-8
	Tenants Assertion	TA	1	▲	-	+1
Total			937	▲	6.0%	+53
Civil Commitments	Temporary Detention Order	TD	12	▼	-57.1%	-16
	Emergency Custody Order	EC	8	▼	-57.9%	-11
	Total		20	▼	-57.4%	-27
GRAND TOTAL			4,067	▲	26.9%	+862

Filings by Major Case Category**


Category	Summary	Change	% Change	Absolute Change
Felony	88	▼	-50.3%	-89
Garnishment	183	▲	+2.8%	+5
General Civil	590	▲	+14.1%	+73
Infraction/Civil Violation	1,453	▲	+7.8%	+105
Landlord /Tenant	16	▲	-15.8%	-3
Misdemeanor	703	▼	+13.6%	+84
Other	985	▲	+244.4%	+699
Protective Orders	49	▼	-19.7%	-12
GRAND TOTAL	4,067	▲	26.9%	+862

* Compared to same time period as previous year

** Case Type Categories are defined in the 2017 Virginia Judicial Workload Assessment

* Compared to same time period as previous year

** Case Type Categories are defined in the 2017 Virginia Judicial Workload Assessment
Source: SCV-SQL-Information

2024 Overall GRAND TOTAL		Distribution of Caseload			Change*		Percentage (%) of Caseload		
1,608	-279	Criminal	542	34%	19.6% ▲	+89	Criminal	2023	2024
		Traffic	504	31%	-44.9% ▼	-411	Traffic	48.5%	31.3%
		Civil	443	28%	10.8% ▲	+43	Civil	21.2%	27.5%
		Civil Commitments	119	7%	0.0%	0	Civil Commitments	6.3%	7.4%
		GRAND TOTAL	1,608	100%	-14.8% ▼	-279	GRAND TOTAL	100%	100%

Filings by Division & Code

Division	Case Type Description	Code	Summary	Change	% Change	Absolute Change
Criminal	Misdemeanor	M	288	▲	+14.3%	+36
	Felony	F	185	▲	+29.4%	+42
	Capias	CA	57	▲	+46.2%	+18
	Show Cause	SC	6	▼	-40.0%	-4
	Civil Violation	CV	4	▼	-50.0%	-4
	Restricted Operators License	RL	2	▲	+100.0%	+1
	Total			542	▲	19.6%
Traffic	Infraction	I	393	▼	-47.7%	-358
	Misdemeanor	M	100	▼	-30.6%	-44
	Capias	CA	10	▼	-37.5%	-6
	Felony	F	1	▼	-50.0%	-1
	Show Cause	SC	0	▼	-100.0%	-2
	Total			504	▼	-44.9%
Civil	Warrant in Debt	WD	213	▲	+23.8%	+41
	Garnishment	GA	118	▲	+55.3%	+42
	Other	OT	30	▼	-40.0%	-20
	Unlawful Detainer	UD	21	▲	+10.5%	+2
	Protective Order	PO	15	▼	-44.4%	-12
	Show Cause	SC	14	▲	+1,300.0%	+13
	Impoundment	IM	13	▼	-48.0%	-12
	Preliminary Protective Order	PP	10	▼	-37.5%	-6
	Detinue	DT	4	▼	-20.0%	-1
	Admin License	AL	3	▼	-66.7%	-6
	Petition-Restore Arms	PR	1	▲	-	+1
	Restricted Operators License	RL	1	▲	-	+1
	Total			443	▲	10.8%
Civil Commitments	Mental Commitment	MC	69	▲	+25.5%	+14
	Temporary Detention Order	TD	32	▼	-17.9%	-7
	Emergency Custody Order	EC	15	▼	-34.8%	-8
	Other	OT	3	▲	+50.0%	+1
	Total			119		0.0%
GRAND TOTAL			1,608	▼	-14.8%	-279

Filings by Major Case Category**

Category	Summary	Change	% Change	Absolute Change
Felony	186	▼	+28.3%	+41
Garnishment	118	▲	+55.3%	+42
General Civil	224	▲	+19.8%	+37
Infraction/Civil Violation	397	▼	-47.7%	-362
Involuntary Civil Commitments	3	▲	+50.0%	+1
Landlord /Tenant	21	▲	+10.5%	+2
Misdemeanor	391	▲	-1.5%	-6
Other	243	▲	-6.2%	-16
Protective Orders	25	▼	-41.9%	-18
GRAND TOTAL	1,608	▼	-14.8%	-279

* Compared to same time period as previous year

** Case Type Categories are defined in the 2017 Virginia Judicial Workload Assessment
 Source: SCV-SQL-Information

* Compared to same time period as previous year



** Case Type Categories are defined in the 2017 Virginia Judicial Workload Assessment
Source: SCV-SQL-Information

CPSS - GCMS CASELOAD STATISTICS OF THE GENERAL DISTRICT COURTS

January 2024 thru August 2024 Filings (Compared to January 2023 thru August 2023)

Russell

District: 29 FIPS: 167

2024 Overall GRAND TOTAL		Distribution of Caseload			Change*		Percentage (%) of Caseload		
3,976	-501	Criminal	887	22%	0.7% ▲	+6	Criminal	2023	2024
		Traffic	1,779	45%	-27.0% ▼	-658	Traffic	19.7%	22.3%
		Civil	1,088	27%	29.7% ▲	+249	Civil	54.4%	44.7%
		Civil Commitments	222	6%	-30.6% ▼	-98	Civil Commitments	18.7%	27.4%
		GRAND TOTAL	3,976	100%	-11.2% ▼	-501	GRAND TOTAL	7.1%	5.6%
							GRAND TOTAL	100%	100%

Filings by Division & Code

Division	Case Type Description	Code	Summary	Change	% Change	Absolute Change
Criminal	Misdemeanor	M	428	▲	+12.6%	+48
	Show Cause	SC	181	▼	-14.6%	-31
	Felony	F	176	▼	-12.4%	-25
	Capias	CA	86	▲	+10.3%	+8
	Civil Violation	CV	16	▲	+60.0%	+6
	Total			887	▲	0.7%
Traffic	Infraction	I	859	▼	-39.2%	-554
	Show Cause	SC	574	▼	-14.1%	-94
	Misdemeanor	M	262	▼	-7.7%	-22
	Capias	CA	61	▲	+7.0%	+4
	Felony	F	13	▲	+18.2%	+2
	Civil Violation	CV	6	▲	+500.0%	+5
	Restricted Operators License	RL	3	↔		-
	Motion	MO	1	▲	-	+1
Total			1,779	▼	-27.0%	-658
Civil	Warrant in Debt	WD	596	▲	+41.9%	+176
	Garnishment	GA	231	▲	+32.8%	+57
	Other	OT	84	▲	+21.7%	+15
	Preliminary Protective Order	PP	45	▲	+25.0%	+9
	Unlawful Detainer	UD	42	▼	-10.6%	-5
	Bond Forfeiture	BF	37	▼	-17.8%	-8
	Protective Order	PO	13	▲	+18.2%	+2
	Overweight	OC	11	▲	+57.1%	+4
	Detinue	DT	7	▲	+16.7%	+1
	Admin License	AL	6	▲	+20.0%	+1
	Impoundment	IM	5	↔		-
	Abstract	AJ	4	▼	-42.9%	-3
	Interrogatory	IN	3	▲	+50.0%	+1
	Petition-Restore Arms	PR	3	▲	+200.0%	+2
	Show Cause	SC	1	▼	-66.7%	-2
	Motion for Judgment	MJ	0	▼	-100.0%	-1
Total			1,088	▲	29.7%	+249
Civil Commitments	Mental Commitment	MC	170	▼	-33.6%	-86
	Temporary Detention Order	TD	26	▼	-29.7%	-11
	Emergency Custody Order	EC	19	▼	-5.0%	-1
	Other	OT	7	↔		-
Total			222	▼	-30.6%	-98
GRAND TOTAL			3,976	▼	-11.2%	-501

Filings by Major Case Category**

Category	Summary	Change	% Change	Absolute Change
Felony	189	▲	-10.8%	-23
Garnishment	234	▲	+33.0%	+58
General Civil	615	▲	+43.0%	+185
Infraction/Civil Violation	892	▲	-37.7%	-539
Involuntary Civil Commitments	7	↔		0
Landlord /Tenant	42	▼	-10.6%	-5
Misdemeanor	693	▲	+3.9%	+26

* Compared to same time period as previous year

** Case Type Categories are defined in the 2017 Virginia Judicial Workload Assessment



Source: SCV-SQL-Information

CPSS - GCMS CASELOAD STATISTICS OF THE GENERAL DISTRICT COURTS
 January 2024 thru August 2024 Filings (Compared to January 2023 thru August 2023)

Other	1,246	▲	-14.7%	-214
Protective Orders	58	▲	+23.4%	+11
GRAND TOTAL	3,976	▼	-11.2%	-501

* Compared to same time period as previous year

** Case Type Categories are defined in the 2017 Virginia Judicial Workload Assessment
 Source: SCV-SQL-Information

2024 Overall GRAND TOTAL		Distribution of Caseload			Change*		Percentage (%) of Caseload			
6,529	-240	Criminal	1,835	28%	-1.5%	▼	-27	Criminal	2023	2024
		Traffic	3,005	46%	-9.5%	▼	-314	Traffic	27.5%	28.1%
2024 		Civil	1,581	24%	5.9%	▲	+88	Civil	49.0%	46.0%
2023 		Civil Commitments	108	2%	13.7%	▲	+13	Civil Commitments	22.1%	24.2%
		GRAND TOTAL	6,529	100%	-3.5%	▼	-240	GRAND TOTAL	1.4%	1.7%
								GRAND TOTAL	100%	100%

Filings by Division & Code

Division	Case Type Description	Code	Summary	Change	% Change	Absolute Change
Criminal	Misdemeanor	M	1,203	▲	+3.4%	+40
	Felony	F	364	▼	-10.1%	-41
	Capias	CA	160	▼	-9.1%	-16
	Civil Violation	CV	69	▼	-15.9%	-13
	Show Cause	SC	37	▲	+2.8%	+1
	Restricted Operators License	RL	2	▲	-	+2
	Total			1,835	▼	-1.5%
Traffic	Infraction	I	2,369	▼	-11.0%	-294
	Misdemeanor	M	577	▼	-3.4%	-20
	Capias	CA	42	▲	+5.0%	+2
	Felony	F	9	▼	-40.0%	-6
	Show Cause	SC	4	▲	+33.3%	+1
	Civil Violation	CV	2	▲	-	+2
	Restricted Operators License	RL	2	▲	+100.0%	+1
Total			3,005	▼	-9.5%	-314
Civil	Warrant in Debt	WD	605	▲	+24.2%	+118
	Garnishment	GA	362	▼	-0.5%	-2
	Unlawful Detainer	UD	183	▲	+15.1%	+24
	Other	OT	161	▼	+8.1%	+12
	Preliminary Protective Order	PP	63	▲	+46.5%	+20
	Bond Forfeiture	BF	61	▼	-19.7%	-15
	Detinue	DT	53	▼	-37.6%	-32
	Protective Order	PO	31	▲	+106.7%	+16
	Impoundment	IM	26	▼	-44.7%	-21
	Admin License	AL	20	▼	-25.9%	-7
	Abstract	AJ	5	▼	-44.4%	-4
	Interrogatory	IN	4	▼	-63.6%	-7
	Motion for Judgment	MJ	2	▼	-71.4%	-5
	Petition-Restore Arms	PR	2	↔	-	-
	Show Cause	SC	2	▼	-71.4%	-5
Counter Claim	CC	1	▼	-50.0%	-1	
Tenants Assertion	TA	0	▼	-100.0%	-3	
Total			1,581	▲	5.9%	+88
Civil Commitments	Temporary Detention Order	TD	66	▲	+3.1%	+2
	Emergency Custody Order	EC	40	▲	+42.9%	+12
	Medical Emergency Temporary Detention Order	MT	1	▲	-	+1
	Mental Commitment	MC	1	▼	-66.7%	-2
Total			108	▲	13.7%	+13
GRAND TOTAL			6,529	▼	-3.5%	-240

Filings by Major Case Category**

Category	Summary	Change	% Change	Absolute Change
Felony	373	▼	-11.2%	-47
Garnishment	366	▼	-2.4%	-9
General Civil	671	▼	+13.0%	+77
Infraction/Civil Violation	2,440	▲	-11.1%	-305
Landlord /Tenant	183	▼	+13.0%	+21
Misdemeanor	1,784	▲	+1.3%	+23

* Compared to same time period as previous year

** Case Type Categories are defined in the 2017 Virginia Judicial Workload Assessment

CPSS - GCMS CASELOAD STATISTICS OF THE GENERAL DISTRICT COURTS



January 2024 thru August 2024 Filings (Compared to January 2023 thru August 2023)

Other	618	▲	-5.5%	-36
Protective Orders	94	▲	+62.1%	+36
GRAND TOTAL	6,529	▼	-3.5%	-240

* Compared to same time period as previous year

** Case Type Categories are defined in the 2017 Virginia Judicial Workload Assessment
Source: SCV-SQL-Information

CPSS - GCMS CASELOAD STATISTICS OF THE GENERAL DISTRICT COURTS
 January 2024 thru August 2024 Filings (Compared to January 2023 thru August 2023)

2024 Overall GRAND TOTAL		Distribution of Caseload			Change*		Percentage (%) of Caseload		
3,702	+200	Criminal	650	18%	-15.9% ▼	-123	Criminal	2023	2024
		Traffic	2,319	63%	6.7% ▲	+145	Traffic	62.1%	62.6%
		Civil	696	19%	34.6% ▲	+179	Civil	14.8%	18.8%
		Civil Commitments	37	1%	-2.6% ▼	-1	Civil Commitments	1.1%	1.0%
		GRAND TOTAL	3,702	100%	5.7% ▲	+200	GRAND TOTAL	100%	100%

Filings by Division & Code

Division	Case Type Description	Code	Summary	Change	% Change	Absolute Change
Criminal	Misdemeanor	M	389	▼	-10.4%	-45
	Felony	F	168	▼	-22.2%	-48
	Capias	CA	51	▼	-26.1%	-18
	Show Cause	SC	30	▼	-25.0%	-10
	Civil Violation	CV	11	▼	-21.4%	-3
	Restricted Operators License	RL	1	▲	-	+1
	Total			650	▼	-15.9%
Traffic	Infraction	I	1,923	▲	+8.5%	+151
	Misdemeanor	M	353	▼	-0.6%	-2
	Capias	CA	18	▼	-21.7%	-5
	Show Cause	SC	18	▲	+28.6%	+4
	Felony	F	4	▼	-55.6%	-5
	Restricted Operators License	RL	2	▲	+100.0%	+1
	Civil Violation	CV	1	▲	-	+1
Total			2,319	▲	6.7%	+145
Civil	Warrant in Debt	WD	270	▲	+45.2%	+84
	Garnishment	GA	151	▲	+34.8%	+39
	Other	OT	93	▲	+66.1%	+37
	Unlawful Detainer	UD	61	▲	+3.4%	+2
	Preliminary Protective Order	PP	51	▲	+50.0%	+17
	Protective Order	PO	38	▲	+40.7%	+11
	Detinue	DT	6	▼	-25.0%	-2
	Admin License	AL	5	▲	+150.0%	+3
	Show Cause	SC	5	▼	-54.5%	-6
	Impoundment	IM	4	↔	-	-
	Interrogatory	IN	4	▲	-	+4
	Overweight	OC	3	▼	-70.0%	-7
	Restricted Operators License	RL	2	▲	-	+2
	Capias	CA	1	↔	-	-
	Motion for Judgment	MJ	1	▼	-66.7%	-2
	Tenants Assertion	TA	1	▲	-	+1
	Abstract	AJ	0	▼	-100.0%	-4
Total			696	▲	34.6%	+179
Civil Commitments	Emergency Custody Order	EC	23	▲	+9.5%	+2
	Temporary Detention Order	TD	14	▼	-12.5%	-2
	Medical Emergency Custody Order	ME	0	▼	-100.0%	-1
Total			37	▼	-2.6%	-1
GRAND TOTAL			3,702	▲	5.7%	+200

Filings by Major Case Category**

Category	Summary	Change	% Change	Absolute Change
Felony	172	▼	-23.6%	-53
Garnishment	155	▲	+38.4%	+43
General Civil	282	▼	+39.6%	+80
Infraction/Civil Violation	1,938	▲	+7.9%	+142
Landlord /Tenant	62	▲	+5.1%	+3
Misdemeanor	747	▲	-5.4%	-43
Other	257	▼	-	0

* Compared to same time period as previous year

** Case Type Categories are defined in the 2017 Virginia Judicial Workload Assessment

CPSS - GCMS CASELOAD STATISTICS OF THE GENERAL DISTRICT COURTS
January 2024 thru August 2024 Filings (Compared to January 2023 thru August 2023)

Protective Orders	89	▲	+45.9%	+28
GRAND TOTAL	3,702	▲	5.7%	+200

* Compared to same time period as previous year

** Case Type Categories are defined in the 2017 Virginia Judicial Workload Assessment
Source: SCV-SQL-Information

2024 Overall GRAND TOTAL		Distribution of Caseload			Change*		Percentage (%) of Caseload			
4,895	-70	Criminal	872	18%	-4.7%	▼	-43	Criminal	2023: 18.4%	2024: 17.8%
		Traffic	3,496	71%	-2.6%	▼	-93	Traffic	72.3%	71.4%
2024		Civil	499	10%	11.1%	▲	+50	Civil	9.0%	10.2%
2023		Civil Commitments	28	1%	133.3%	▲	+16	Civil Commitments	0.2%	0.6%
		GRAND TOTAL	4,895	100%	-1.4%	▼	-70	GRAND TOTAL	100%	100%

Filings by Division & Code

Division	Case Type Description	Code	Summary	Change	% Change	Absolute Change
Criminal	Misdemeanor	M	517	▲	+0.2%	+1
	Felony	F	269	↔		-
	Capias	CA	41	▼	-37.9%	-25
	Civil Violation	CV	23	▲	+9.5%	+2
	Show Cause	SC	22	▼	-46.3%	-19
	Restricted Operators License	RL	0	▼	-100.0%	-2
	Total			872	▼	-4.7%
Traffic	Infraction	I	2,864	▲	+0.2%	+7
	Misdemeanor	M	596	▼	-10.0%	-66
	Show Cause	SC	14	▼	-39.1%	-9
	Capias	CA	13	▼	-50.0%	-13
	Felony	F	7	▼	-50.0%	-7
	Civil Violation	CV	2	▼	-71.4%	-5
	Total			3,496	▼	-2.6%
Civil	Warrant in Debt	WD	206	▲	+24.8%	+41
	Garnishment	GA	184	▲	+60.0%	+69
	Other	OT	27	▼	-52.6%	-30
	Unlawful Detainer	UD	24	▼	-46.7%	-21
	Preliminary Protective Order	PP	20	▼	-23.1%	-6
	Admin License	AL	11	▲	+175.0%	+7
	Detinue	DT	11	▲	-	+11
	Protective Order	PO	6	▼	-45.5%	-5
	Restricted Operators License	RL	5	↔		-
	Abstract	AJ	2	▲	-	+2
	Impoundment	IM	2	▼	-77.8%	-7
	Overweight	OC	1	▼	-66.7%	-2
	Emergency Substantial Risk Order	SR	0	▼	-100.0%	-1
	Interrogatory	IN	0	▼	-100.0%	-5
	Show Cause	SC	0	▼	-100.0%	-3
Total			499	▲	11.1%	+50
Civil Commitments	Emergency Custody Order	EC	15	▲	+87.5%	+7
	Temporary Detention Order	TD	12	▲	+200.0%	+8
	Mental Commitment	MC	1	▲	-	+1
Total			28	▲	133.3%	+16
GRAND TOTAL			4,895	▼	-1.4%	-70

Filings by Major Case Category**

Category	Summary	Change	% Change	Absolute Change
Felony	276	▼	-2.5%	-7
Garnishment	184	▼	+53.3%	+64
General Civil	218	▲	+26.7%	+46
Infraction/Civil Violation	2,890	▼	+0.1%	+2
Landlord /Tenant	24	▼	-46.7%	-21
Misdemeanor	1,118	▼	-5.7%	-67
New to Workload Study	0	▼	-100.0%	-1
Other	159	▲	-32.1%	-75
Protective Orders	26	▼	-29.7%	-11

* Compared to same time period as previous year



** Case Type Categories are defined in the 2017 Virginia Judicial Workload Assessment

CPSS - GCMS CASELOAD STATISTICS OF THE GENERAL DISTRICT COURTS
January 2024 thru August 2024 Filings (Compared to January 2023 thru August 2023)

<i>GRAND TOTAL</i>	4,895	▼	-1.4%	-70
---------------------------	--------------	---	-------	-----

* Compared to same time period as previous year

** Case Type Categories are defined in the 2017 Virginia Judicial Workload Assessment
Source: SCV-SQL-Information

2024 Overall GRAND TOTAL		Distribution of Caseload			Change*		Percentage (%) of Caseload			
8,182	+459	Criminal	1,977	24%	-13.4%	▼	-305	Criminal	2023 29.5%	2024 24.2%
		Traffic	4,308	53%	13.0%	▲	+496	Traffic	49.4%	52.7%
2024 		Civil	1,836	22%	19.8%	▲	+303	Civil	19.8%	22.4%
2023 		Civil Commitments	61	1%	-36.5%	▼	-35	Civil Commitments	1.2%	0.7%
		GRAND TOTAL	8,182	100%	5.9%	▲	+459	GRAND TOTAL	100%	100%

Filings by Division & Code

Division	Case Type Description	Code	Summary	Change	% Change	Absolute Change
Criminal	Misdemeanor	M	1,302	▼	-6.5%	-91
	Felony	F	267	▼	-38.8%	-169
	Capias	CA	251	▼	-8.7%	-24
	Show Cause	SC	142	▼	-10.1%	-16
	Civil Violation	CV	15	▼	-25.0%	-5
	Total			1,977	▼	-13.4%
Traffic	Infraction	I	3,173	▲	+15.8%	+432
	Misdemeanor	M	1,029	▲	+8.1%	+77
	Show Cause	SC	52	▼	-18.8%	-12
	Capias	CA	43	▼	-6.5%	-3
	Felony	F	10	▲	+25.0%	+2
	Civil Violation	CV	1	↔		-
Total			4,308	▲	13.0%	+496
Civil	Warrant in Debt	WD	659	▲	+41.4%	+193
	Garnishment	GA	543	▲	+41.8%	+160
	Other	OT	209	▼	-12.2%	-29
	Unlawful Detainer	UD	189	▼	-4.5%	-9
	Preliminary Protective Order	PP	76	▲	+16.9%	+11
	Protective Order	PO	69	▲	+72.5%	+29
	Admin License	AL	21	▲	+40.0%	+6
	Show Cause	SC	21	▼	-8.7%	-2
	Detinue	DT	13	▼	-51.9%	-14
	Impoundment	IM	11	▼	-64.5%	-20
	Bond Forfeiture	BF	7	▼	-58.8%	-10
	Interrogatory	IN	4	▲	-	+4
	Tenants Assertion	TA	4	▲	+100.0%	+2
	Abstract	AJ	3	▲	-	+3
	Motion for Judgment	MJ	2	↔		-
	Overweight	OC	2	▼	-77.8%	-7
	Restricted Operators License	RL	2	▼	-50.0%	-2
	Counter Claim	CC	1	▲	-	+1
	Capias	CA	0	▼	-100.0%	-11
	Petition-Restore Arms	PR	0	▼	-100.0%	-2
Total			1,836	▲	19.8%	+303
Civil Commitments	Emergency Custody Order	EC	35	▼	-27.1%	-13
	Temporary Detention Order	TD	24	▼	-25.0%	-8
	Medical Emergency Temporary Detention Order	MT	1	▲	-	+1
	Other	OT	1	▲	-	+1
	Mental Commitment	MC	0	▼	-100.0%	-15
	Petition	PT	0	▼	-100.0%	-1
Total			61	▼	-36.5%	-35
GRAND TOTAL			8,182	▲	5.9%	+459

Filings by Major Case Category**

Category	Summary	Change	% Change	Absolute Change
Felony	277	▼	-37.6%	-167
Garnishment	547	▲	+42.8%	+164
General Civil	700	▼	+27.5%	+151

* Compared to same time period as previous year

** Case Type Categories are defined in the 2017 Virginia Judicial Workload Assessment
 Source: SCV-SQL-Information

CPSS - GCMS CASELOAD STATISTICS OF THE GENERAL DISTRICT COURTS

January 2024 thru August 2024 Filings (Compared to January 2023 thru August 2023)



Wise

District: 30 FIPS: 195

Infraction/Civil Violation	3,191	▼	+15.2%	+420
Involuntary Civil Commitments	1	▲		0
Landlord /Tenant	193	▲	-3.5%	-7
Misdemeanor	2,333	▼	-0.7%	-16
Other	795	▲	-13.7%	-126
Protective Orders	145	▲	+38.1%	+40
GRAND TOTAL	8,182	▲	5.9%	+459

* Compared to same time period as previous year

** Case Type Categories are defined in the 2017 Virginia Judicial Workload Assessment
Source: SCV-SQL-Information

2024 Overall GRAND TOTAL		Distribution of Caseload			Change*		Percentage (%) of Caseload		
81,162	+9,996	Criminal	12,340	15%	4.3% ▲	+511	Criminal	2023	2024
		Traffic	48,210	59%	16.2% ▲	+6,714	Traffic	16.6%	15.2%
		Civil	19,865	24%	15.9% ▲	+2,726	Civil	58.3%	59.4%
		Civil Commitments	747	1%	6.4% ▲	+45	Civil Commitments	24.1%	24.5%
		GRAND TOTAL	81,162	100%	14.0% ▲	+9,996	GRAND TOTAL	1.0%	0.9%
							GRAND TOTAL	100%	100%

Filings by Division & Code

Division	Case Type Description	Code	Summary	Change	% Change	Absolute Change
Criminal	Misdemeanor	M	6,265	▲	+0.3%	+21
	Felony	F	2,888	▼	-7.3%	-229
	Capias	CA	2,189	▲	+33.3%	+547
	Show Cause	SC	614	▲	+28.2%	+135
	Civil Violation	CV	384	▲	+10.7%	+37
	Total			12,340	▲	4.3%
Traffic	Infraction	I	39,751	▲	+18.1%	+6,094
	Misdemeanor	M	7,935	▲	+6.9%	+514
	Civil Violation	CV	145	▲	+85.9%	+67
	Felony	F	142	▲	+10.1%	+13
	Capias	CA	114	▲	+14.0%	+14
	Other	O	70	▲	+20.7%	+12
	Show Cause	SC	35	▼	-7.9%	-3
	Restricted Operators License	RL	18	▲	+20.0%	+3
	Total			48,210	▲	16.2%
Civil	Warrant in Debt	WD	8,476	▲	+33.3%	+2,119
	Garnishment	GA	4,926	▲	+3.2%	+154
	Unlawful Detainer	UD	3,402	▲	+12.5%	+378
	Admin License	AL	636	▼	-0.2%	-1
	Other	OT	450	▲	+17.5%	+67
	Zoning Violation	ZO	366	▼	-19.9%	-91
	Show Cause	SC	327	▲	+5.1%	+16
	Preliminary Protective Order	PP	326	▲	+14.8%	+42
	Protective Order	PO	268	▲	+25.2%	+54
	Interrogatory	IN	233	▼	-6.8%	-17
	Abstract	AJ	204	▲	+22.9%	+38
	Impoundment	IM	108	▲	+1.9%	+2
	Overweight	OC	30	▼	-26.8%	-11
	Detinue	DT	29	▼	-23.7%	-9
	Tenants Assertion	TA	24	▲	+33.3%	+6
	Counter Claim	CC	20	▼	-13.0%	-3
	Motion for Judgment	MJ	11	▼	-59.3%	-16
	Motor Carrier	MC	10	▲	+42.9%	+3
	Capias	CA	7	▼	-30.0%	-3
	Bond Forfeiture	BF	4	↔		-
	Petition-Restore Arms	PR	3	▼	-40.0%	-2
	Petition to Require Blood Test	BT	2	▲	-	+2
	Third Party Claim	TH	2	▲	+100.0%	+1
	Restricted Operators License	RL	1	▼	-75.0%	-3
Total			19,865	▲	15.9%	+2,726
Civil Commitments	Temporary Detention Order	TD	351	▲	+8.0%	+26
	Mental Commitment	MC	300	▲	+22.4%	+55
	Emergency Custody Order	EC	82	▼	-29.3%	-34
	Petition	PT	12	▲	+500.0%	+10
	Medical Emergency Custody Order	ME	1	▼	-83.3%	-5
	Medical Emergency Temporary Detention Order	MT	1	▼	-83.3%	-5
	Other	OT	0	▼	-100.0%	-2
Total			747	▲	6.4%	+45
GRAND TOTAL			81,162	▲	14.0%	+9,996

* Compared to same time period as previous year



** Case Type Categories are defined in the 2017 Virginia Judicial Workload Assessment

Filings by Major Case Category**

Category	Summary	Change	% Change	Absolute Change
Felony	3,030	▲	-6.7%	-216
Garnishment	5,159	▼	+2.7%	+137
General Civil	8,796	▼	+32.7%	+2,168
Infraction/Civil Violation	40,390	▲	+18.1%	+6,202
Involuntary Civil Commitments	12	▲	+200.0%	+8
Landlord /Tenant	3,426	▲	+12.6%	+384
Misdemeanor	14,585	▼	+3.1%	+444
Other	5,170	▲	+17.6%	+773
Protective Orders	594	▲	+19.3%	+96
GRAND TOTAL	81,162	▲	14.0%	+9,996

* Compared to same time period as previous year

** Case Type Categories are defined in the 2017 Virginia Judicial Workload Assessment
 Source: SCV-SQL-Information

2024 Overall GRAND TOTAL		Distribution of Caseload			Change*		Percentage (%) of Caseload		
10,441	+1,859	Criminal	800	8%	10.2% ▲	+74	Criminal	2023 8.5%	2024 7.7%
		Traffic	7,682	74%	34.7% ▲	+1,979	Traffic	66.5%	73.6%
2024 		Civil	1,894	18%	-9.5% ▼	-199	Civil	24.4%	18.1%
2023 		Civil Commitments	65	1%	8.3% ▲	+5	Civil Commitments	0.7%	0.6%
		GRAND TOTAL	10,441	100%	21.7% ▲	+1,859	GRAND TOTAL	100%	100%

Filings by Division & Code

Division	Case Type Description	Code	Summary	Change	% Change	Absolute Change
Criminal	Misdemeanor	M	552	▲	+21.1%	+96
	Felony	F	163	▼	-5.2%	-9
	Show Cause	SC	40	▼	-13.0%	-6
	Capias	CA	33	▼	-13.2%	-5
	Civil Violation	CV	12	▼	-14.3%	-2
	Total			800	▲	10.2%
Traffic	Infraction	I	5,677	▲	+28.1%	+1,247
	Misdemeanor	M	1,928	▲	+58.7%	+713
	Capias	CA	43	▲	+22.9%	+8
	Felony	F	18	▲	+50.0%	+6
	Show Cause	SC	15	▲	+36.4%	+4
	Civil Violation	CV	1	▲	-	+1
	Total			7,682	▲	34.7%
Civil	Garnishment	GA	762	▼	-0.5%	-4
	Warrant in Debt	WD	747	▼	-12.2%	-104
	Unlawful Detainer	UD	135	▼	-8.8%	-13
	Other	OT	88	▲	-7.4%	-7
	Detinue	DT	45	▼	-25.0%	-15
	Preliminary Protective Order	PP	31	▼	-11.4%	-4
	Protective Order	PO	25	▼	-37.5%	-15
	Admin License	AL	20	▲	+17.6%	+3
	Abstract	AJ	13	▼	-31.6%	-6
	Impoundment	IM	12	▲	+33.3%	+3
	Overweight	OC	5	▼	-87.8%	-36
	Counter Claim	CC	3	▼	-40.0%	-2
	Interrogatory	IN	2	↔	-	-
	Motion for Judgment	MJ	2	▲	-	+2
	Tenants Assertion	TA	2	↔	-	-
	Capias	CA	1	▲	-	+1
	Restricted Operators License	RL	1	▼	-50.0%	-1
	Show Cause	SC	0	▼	-100.0%	-1
	Total			1,894	▼	-9.5%
Civil Commitments	Temporary Detention Order	TD	46	↔	-	-
	Emergency Custody Order	EC	18	▲	+38.5%	+5
	Medical Emergency Temporary Detention Order	MT	1	▲	-	+1
	Mental Commitment	MC	0	▼	-100.0%	-1
Total			65	▲	8.3%	+5
GRAND TOTAL			10,441	▲	21.7%	+1,859

Filings by Major Case Category**

Category	Summary	Change	% Change	Absolute Change
Felony	181	▲	-1.6%	-3
Garnishment	764	▼	-0.5%	-4
General Civil	802	▲	-12.6%	-116
Infraction/Civil Violation	5,695	▲	+27.0%	+1,210
Landlord /Tenant	137	▼	-8.7%	-13
Misdemeanor	2,481	▲	+48.3%	+808
Other	325	▲	-1.2%	-4

* Compared to same time period as previous year



** Case Type Categories are defined in the 2017 Virginia Judicial Workload Assessment

CPSS - GCMS CASELOAD STATISTICS OF THE GENERAL DISTRICT COURTS
January 2024 thru August 2024 Filings (Compared to January 2023 thru August 2023)

Protective Orders	56	▼	-25.3%	-19
GRAND TOTAL	10,441	▲	21.7%	+1,859

* Compared to same time period as previous year

** Case Type Categories are defined in the 2017 Virginia Judicial Workload Assessment
Source: SCV-SQL-Information

2024 Overall GRAND TOTAL		Distribution of Caseload			Change*		Percentage (%) of Caseload			
20,274	+2,188	Criminal	415	2%	-8.6%	▼	-39	Criminal	2023: 2.5%	2024: 2.0%
		Traffic	19,267	95%	13.3%	▲	+2,267	Traffic	94.0%	95.0%
2024 		Civil	576	3%	-5.1%	▲	-31	Civil	3.4%	2.8%
2023 		Civil Commitments	16	0%	-36.0%	▼	-9	Civil Commitments	0.1%	0.1%
		GRAND TOTAL	20,274	100%	12.1%	▲	+2,188	GRAND TOTAL	100%	100%

Filings by Division & Code

Division	Case Type Description	Code	Summary	Change	% Change	Absolute Change
Criminal	Misdemeanor	M	266	▼	-9.8%	-29
	Felony	F	97	▲	+2.1%	+2
	Show Cause	SC	25	▼	-30.6%	-11
	Capias	CA	15	▼	-37.5%	-9
	Civil Violation	CV	12	▲	+200.0%	+8
	Total			415	▼	-8.6%
Traffic	Infraction	I	16,221	▲	+14.5%	+2,052
	Misdemeanor	M	2,965	▲	+7.8%	+215
	Capias	CA	56	▼	-11.1%	-7
	Show Cause	SC	18	▲	+63.6%	+7
	Felony	F	7	↔		-
	Total			19,267	▲	13.3%
Civil	Warrant in Debt	WD	222	▼	-7.9%	-19
	Garnishment	GA	196	▼	-5.3%	-11
	Unlawful Detainer	UD	61	▲	+41.9%	+18
	Other	OT	40	▼	-31.0%	-18
	Preliminary Protective Order	PP	16	▲	+128.6%	+9
	Admin License	AL	13	▼	-13.3%	-2
	Protective Order	PO	12	▲	+300.0%	+9
	Detinue	DT	6	▲	+20.0%	+1
	Abstract	AJ	4	▼	-69.2%	-9
	Impoundment	IM	4	▼	-50.0%	-4
	Interrogatory	IN	2	▼	-50.0%	-2
	Bond Forfeiture	BF	0	▼	-100.0%	-1
	Overweight	OC	0	▼	-100.0%	-1
	Show Cause	SC	0	▼	-100.0%	-1
	Total			576	▼	-5.1%
Civil Commitments	Temporary Detention Order	TD	10	▼	-41.2%	-7
	Emergency Custody Order	EC	6	▼	-14.3%	-1
	Other	OT	0	▼	-100.0%	-1
	Total			16	▼	-36.0%
GRAND TOTAL			20,274	▲	12.1%	+2,188

Filings by Major Case Category**

Category	Summary	Change	% Change	Absolute Change
Felony	104	▲	+2.0%	+2
Garnishment	198	▼	-6.2%	-13
General Civil	230	▼	-8.4%	-21
Infraction/Civil Violation	16,233	▲	+14.5%	+2,059
Involuntary Civil Commitments	0	▼	-100.0%	-1
Landlord /Tenant	61	▲	+41.9%	+18
Misdemeanor	3,231	▼	+6.1%	+186
Other	189	▼	-24.1%	-60
Protective Orders	28	▲	+180.0%	+18
GRAND TOTAL	20,274	▲	12.1%	+2,188

* Compared to same time period as previous year

** Case Type Categories are defined in the 2017 Virginia Judicial Workload Assessment

Source: SCV-SQL-Information

* Compared to same time period as previous year

** Case Type Categories are defined in the 2017 Virginia Judicial Workload Assessment
Source: SCV-SQL-Information