

CPSS-CCMS-10.01 CASELOAD STATISTICS OF THE CIRCUIT COURTS

Virginia

January 2023 -- October 2024 Filings

Alexandria and Fairfax Circuit are not Included in State Totals.

Dashboard	Monthly Filings Summary	Jan --- Oct Filings
Court: Virginia Circuit Start/End Date: Jan-23 / Oct-24 2023 Average Month: 37,686 Jan-Oct 2023: 384,465 Filings Trending: ↔	Circuit/Court ID: 0 200999 Type of Case: Filings 2024 Average Month: 38,142 Jan-Oct 2024 : 381,420 Overall AVG. Month: 37,893	

Filings by Division																
Divisions		Jan	Feb	Mar	Apr	May	Jun	Jul	Aug	Sep	Oct	Nov	Dec	Thru Oct	% Change	Total
Total	2024	38,749	39,475	41,310	39,091	37,229	34,772	37,501	37,388	35,978	39,927	-	-	381,420	-1%	381,420
	2023	42,929	38,531	46,044	35,441	39,811	36,355	33,607	38,169	35,481	38,097	33,513	34,251	384,465	▼	452,229
Civil	2024	5,074	5,733	5,935	6,043	5,716	5,618	5,562	5,866	5,576	6,212	-	-	57,335	4%	57,335
	2023	5,072	5,206	6,326	5,135	6,126	5,521	4,983	5,987	5,235	5,476	4,864	4,579	55,067	▲	64,510
Criminal	2024	13,767	13,791	14,656	14,747	14,373	13,313	14,199	13,818	13,828	14,934	-	-	141,426	-1%	141,426
	2023	14,598	13,102	15,858	12,583	14,435	14,453	13,215	14,894	14,322	15,066	13,010	12,299	142,526	▼	167,835
Concealed Handgun Permits	2024	10,444	10,540	10,722	9,466	8,377	7,355	8,578	8,731	8,601	10,315	-	-	93,129	-8%	93,129
	2023	13,249	11,908	13,568	9,917	9,802	8,497	8,017	8,486	7,808	9,489	8,680	7,981	100,741	▼	117,402
Miscellaneous/ Other	2024	9,329	9,295	9,897	8,743	8,678	8,369	9,032	8,835	7,849	8,361	-	-	88,388	3%	88,388
	2023	9,949	8,269	10,223	7,755	9,389	7,829	7,332	8,724	8,057	8,010	6,906	9,329	85,537	▲	101,772
Others	2024	135	116	100	92	85	117	130	138	124	105	-	-	1,142	92%	1,142
	2023	61	46	69	51	59	55	60	78	59	56	53	63	594	▲	710

Filings by Case Category																
Case Categories		Jan	Feb	Mar	Apr	May	Jun	Jul	Aug	Sep	Oct	Nov	Dec	Thru Oct	% Change	Total
Administrative Law	2024	34	24	47	26	22	35	41	40	39	62	-	-	370	-5%	370
	2023	37	33	46	31	39	35	26	52	44	45	30	27	388	▼	445
Capital Murder	2024	18	15	13	7	8	7	7	3	9	14	-	-	101	-14%	101
	2023	14	6	12	15	17	4	17	10	12	10	4	9	117	▼	130
Contested Divorce	2024	580	667	664	704	695	584	595	618	619	611	-	-	6,337	1%	6,337
	2023	609	606	800	604	677	603	558	663	609	570	514	504	6,299	▲	7,317
Domestic and Family - Level 1	2024	593	756	753	736	773	788	661	744	631	750	-	-	7,185	3%	7,185
	2023	632	632	841	629	708	710	591	807	701	741	525	603	6,992	▲	8,120
Domestic and Family - Level 2	2024	338	442	489	455	356	390	362	458	288	757	-	-	4,335	31%	4,335
	2023	302	316	376	305	387	316	294	370	314	335	342	290	3,315	▲	3,947
Felonies and Related Matters	2024	9,281	8,942	9,639	9,758	9,354	8,759	9,320	8,848	9,433	9,786	-	-	93,120	-2%	93,120
	2023	9,907	8,847	10,643	8,484	9,592	9,479	8,841	9,842	9,474	9,912	8,557	8,108	95,021	▼	111,686
General Civil - Level 1	2024	62	72	70	71	69	91	66	83	75	74	-	-	733	-5%	733
	2023	69	70	80	78	105	83	66	76	66	77	61	70	770	▼	901
General Civil - Level 2	2024	1,193	1,228	1,344	1,349	1,360	1,390	1,346	1,448	1,352	1,432	-	-	13,442	10%	13,442
	2023	986	1,153	1,308	1,081	1,464	1,184	1,033	1,484	1,227	1,304	1,095	995	12,224	▲	14,314
General Civil - Level 3	2024	1,022	883	1,219	953	829	983	1,025	939	978	940	-	-	9,771	0%	9,771
	2023	1,089	841	1,045	887	1,226	976	898	1,001	917	928	884	919	9,808	▼	11,611
Miscellaneous Civil	2024	14,206	14,257	15,542	13,317	12,039	11,193	12,948	12,878	12,378	14,415	-	-	133,173	-6%	133,173
	2023	17,865	15,735	18,854	13,647	14,202	11,999	11,407	12,407	11,870	13,171	11,952	11,356	141,157	▼	164,465
Misdemeanor	2024	3,542	3,572	3,904	3,676	3,721	3,450	3,654	3,636	3,300	3,774	-	-	36,229	1%	36,229
	2023	3,679	3,285	4,025	3,022	3,759	3,642	3,240	3,800	3,660	3,892	3,417	3,151	36,004	▲	42,572
Other	2024	5,198	5,439	4,487	4,718	4,810	4,185	4,453	4,442	3,807	3,986	-	-	45,525	8%	45,525
	2023	4,989	4,270	4,540	3,816	4,528	4,139	3,752	4,425	3,674	4,082	3,483	5,648	42,215	▲	51,346
Other Criminally Related Matters	2024	1,023	1,362	1,201	1,443	1,357	1,206	1,325	1,427	1,259	1,464	-	-	13,067	6%	13,067
	2023	1,067	1,045	1,318	1,151	1,187	1,430	1,203	1,367	1,270	1,339	1,124	1,112	12,377	▲	14,613
Probates/Wills & Trusts - Level 1	2024	33	40	36	21	39	37	29	32	36	33	-	-	336	6%	336
	2023	27	30	27	19	27	47	36	31	44	28	13	22	316	▲	351
Probates/Wills & Trusts - Level 2	2024	249	272	307	298	252	269	263	262	299	284	-	-	2,755	5%	2,755
	2023	252	251	335	236	317	253	234	272	231	248	239	223	2,629	▲	3,091
Protective Orders	2024	14	21	19	20	18	23	16	11	20	16	-	-	178	-19%	178
	2023	18	25	37	11	25	16	15	26	21	27	27	25	221	▼	273
Uncontested Divorce	2024	1,363	1,483	1,576	1,539	1,527	1,382	1,390	1,519	1,455	1,529	-	-	14,763	1%	14,763
	2023	1,387	1,386	1,757	1,425	1,551	1,439	1,396	1,536	1,347	1,388	1,246	1,189	14,612	▲	17,047

This report reflects the case management system. Numbers will update as reports are refreshed and posted. The case types reported may not necessitate judicial involvement.

CPSS-CCMS-10.01 CASELOAD STATISTICS OF THE CIRCUIT COURTS

Chesapeake

January 2023 -- October 2024 Filings

Alexandria and Fairfax Circuit are not Included in State Totals.

Dashboard	Monthly Filings Summary	Jan --- Oct Filings				
<p>Court: Chesapeake Circuit Start/End Date: Jan-23 / Oct-24 2023 Average Month: 1,534 Jan-Oct 2023: 15,676 Filings Trending: ↔</p> <p>Circuit/Court ID: 1 201550 Type of Case: Filings 2024 Average Month: 1,549 Jan-Oct 2024 : 15,486 Overall AVG. Month: 1,540</p>	<p>Jan 23 - Oct 24</p>	<table border="1" style="margin: auto;"> <tr> <td style="width:50%; text-align: center;">15,486</td> <td style="width:50%; text-align: center;">15,676</td> </tr> <tr> <td style="text-align: center;">2024</td> <td style="text-align: center;">2023</td> </tr> </table>	15,486	15,676	2024	2023
15,486	15,676					
2024	2023					

Filings by Division																
Divisions		Jan	Feb	Mar	Apr	May	Jun	Jul	Aug	Sep	Oct	Nov	Dec	Thru Oct	% Change	Total
Total	2024	1,578	1,856	1,709	1,473	1,449	1,197	1,592	1,574	1,543	1,515	-	-	15,486	-1%	15,486
	2023	1,785	1,644	1,931	1,490	1,625	1,568	1,286	1,638	1,306	1,403	1,297	1,429	15,676	▼	18,402
Civil	2024	184	203	257	224	221	197	249	232	197	227	-	-	2,191	-5%	2,191
	2023	236	238	276	209	239	229	184	252	213	236	193	210	2,312	▼	2,715
Criminal	2024	603	544	612	523	496	401	536	576	574	510	-	-	5,375	-9%	5,375
	2023	609	611	746	556	603	659	452	636	511	511	525	575	5,894	▼	6,994
Concealed Handgun Permits	2024	387	385	364	329	308	232	434	407	373	397	-	-	3,616	5%	3,616
	2023	488	402	479	340	339	301	282	258	245	319	304	289	3,453	▲	4,046
Miscellaneous/ Other	2024	404	723	475	397	424	366	369	355	398	377	-	-	4,288	7%	4,288
	2023	450	393	429	385	443	378	366	490	337	336	274	355	4,007	▲	4,636
Others	2024	-	1	1	-	-	1	4	4	1	4	-	-	16	60%	16
	2023	2	-	1	-	1	1	2	2	-	1	1	-	10	▲	11

Filings by Case Category																
Case Categories		Jan	Feb	Mar	Apr	May	Jun	Jul	Aug	Sep	Oct	Nov	Dec	Thru Oct	% Change	Total
Administrative Law	2024	1	-	1	-	1	1	1	1	-	-	-	-	6	-54%	6
	2023	1	-	4	-	1	1	1	4	-	1	2	-	13	▼	15
Capital Murder	2024	-	1	-	-	-	-	-	-	-	2	-	-	3	-25%	3
	2023	-	-	2	1	-	-	1	-	-	-	1	-	4	▼	5
Contested Divorce	2024	33	36	39	37	38	32	33	38	32	32	-	-	350	-7%	350
	2023	30	40	48	38	40	35	26	43	39	37	31	35	376	▼	442
Domestic and Family - Level 1	2024	31	12	32	28	10	21	25	23	26	47	-	-	255	-25%	255
	2023	15	62	39	14	38	46	20	34	37	33	22	48	338	▼	408
Domestic and Family - Level 2	2024	9	6	17	6	3	3	8	9	3	8	-	-	72	-24%	72
	2023	8	8	12	9	8	10	12	11	6	11	13	6	95	▼	114
Felonies and Related Matters	2024	436	362	379	373	323	267	365	375	411	344	-	-	3,635	-12%	3,635
	2023	429	416	532	397	458	470	288	431	341	366	371	433	4,128	▼	4,932
General Civil - Level 1	2024	-	2	4	1	3	8	2	7	8	3	-	-	38	81%	38
	2023	2	3	3	3	3	3	-	3	1	-	-	2	21	▲	23
General Civil - Level 2	2024	20	28	58	34	35	55	49	37	82	30	-	-	428	-4%	428
	2023	39	30	39	30	45	36	37	120	35	33	38	34	444	▼	516
General Civil - Level 3	2024	12	11	37	18	24	30	15	11	20	18	-	-	196	-9%	196
	2023	41	15	15	18	15	16	8	61	11	15	12	13	215	▼	240
Miscellaneous Civil	2024	481	489	467	428	452	322	549	522	468	506	-	-	4,684	3%	4,684
	2023	615	535	633	476	419	395	386	354	338	409	393	393	4,560	▲	5,346
Misdemeanor	2024	131	151	177	112	131	104	126	160	133	127	-	-	1,352	-7%	1,352
	2023	147	160	171	141	116	153	142	163	142	119	114	111	1,454	▼	1,679
Other	2024	304	615	330	294	265	223	247	238	235	263	-	-	3,014	12%	3,014
	2023	308	251	265	238	338	279	253	259	243	247	184	246	2,681	▲	3,111
Other Criminally Related Matters	2024	36	30	56	40	42	38	45	41	31	37	-	-	396	16%	396
	2023	34	38	43	23	31	41	23	43	30	35	39	31	341	▲	411
Probates/Wills & Trusts - Level 1	2024	2	3	4	1	3	3	3	3	7	4	-	-	33	27%	33
	2023	3	3	1	2	2	4	1	2	5	3	-	-	26	▲	26
Probates/Wills & Trusts - Level 2	2024	12	17	11	13	14	8	11	13	10	11	-	-	120	25%	120
	2023	11	10	17	8	9	9	5	14	7	6	16	5	96	▲	117
Uncontested Divorce	2024	70	93	97	88	105	82	113	96	77	83	-	-	904	2%	904
	2023	102	73	107	92	102	70	83	96	71	88	61	72	884	▲	1,017


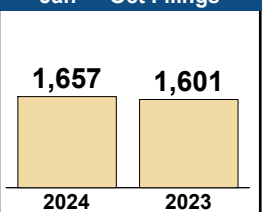
This report reflects the case management system. Numbers will update as reports are refreshed and posted. The case types reported may not necessitate judicial involvement.

CPSS-CCMS-10.01 CASELOAD STATISTICS OF THE CIRCUIT COURTS

Accomack

January 2023 -- October 2024 Filings

Alexandria and Fairfax Circuit are not Included in State Totals.

Dashboard	Monthly Filings Summary	Jan --- Oct Filings
<p>Court: Accomack Circuit Start/End Date: Jan-23 / Oct-24 2023 Average Month: 152 Jan-Oct 2023: 1,601 Filings Trending: ▲</p>	<p>Circuit/Court ID: 2 202001 Type of Case: Filings 2024 Average Month: 166 Jan-Oct 2024 : 1,657 Overall AVG. Month: 158</p>	 <p style="text-align: center;">Jan 23 - Oct 24</p>
		 <p style="text-align: center;">2024: 1,657 2023: 1,601</p>

Filings by Division																
Divisions		Jan	Feb	Mar	Apr	May	Jun	Jul	Aug	Sep	Oct	Nov	Dec	Thru Oct	% Change	Total
Total	2024	125	232	146	230	101	234	138	126	133	192	-	-	1,657	3%	1,657
	2023	146	221	136	199	191	131	107	200	99	171	101	127	1,601	▲	1,829
Civil	2024	19	17	21	18	6	13	22	8	42	16	-	-	182	10%	182
	2023	14	12	25	22	20	7	11	17	17	20	21	6	165	▲	192
Criminal	2024	31	137	32	142	36	168	73	68	51	95	-	-	833	35%	833
	2023	26	92	17	96	81	60	24	121	29	73	8	63	619	▲	690
Concealed Handgun Permits	2024	51	44	42	52	31	39	16	30	31	66	-	-	402	-24%	402
	2023	73	74	69	52	53	38	35	38	29	70	52	34	531	▼	617
Miscellaneous/ Other	2024	24	34	51	18	28	14	27	20	9	15	-	-	240	-16%	240
	2023	33	43	25	29	37	26	37	24	24	8	20	24	286	▼	330

Filings by Case Category																
Case Categories		Jan	Feb	Mar	Apr	May	Jun	Jul	Aug	Sep	Oct	Nov	Dec	Thru Oct	% Change	Total
Administrative Law	2024	-	-	1	-	-	-	-	-	-	-	-	-	1	-67%	1
	2023	-	1	-	-	1	-	-	-	-	1	-	-	3	▼	3
Capital Murder	2024	-	-	-	-	-	-	-	-	-	-	-	-	0	-100%	0
	2023	-	-	-	-	-	-	-	2	-	-	-	-	2	▼	2
Contested Divorce	2024	1	3	4	4	-	2	2	1	3	1	-	-	21	-25%	21
	2023	3	3	5	3	2	1	1	5	3	2	-	-	28	▼	28
Domestic and Family - Level 1	2024	1	3	-	-	-	-	-	-	-	-	-	-	4	-64%	4
	2023	-	-	2	3	2	-	2	-	2	-	2	-	11	▼	13
Domestic and Family - Level 2	2024	-	1	-	-	-	1	2	1	15	2	-	-	22	340%	22
	2023	-	-	1	1	-	1	2	-	-	-	-	-	5	▲	5
Felonies and Related Matters	2024	18	122	15	113	28	134	46	47	32	67	-	-	622	64%	622
	2023	17	69	12	54	68	42	14	48	12	43	7	40	379	▲	426
General Civil - Level 1	2024	-	1	1	-	-	1	-	1	-	-	-	-	4	-20%	4
	2023	-	-	-	-	-	1	-	2	-	2	1	1	5	▼	7
General Civil - Level 2	2024	3	3	8	2	2	-	3	4	3	7	-	-	35	-5%	35
	2023	5	2	4	2	4	2	3	8	6	1	7	10	37	▼	54
General Civil - Level 3	2024	13	7	8	2	3	3	12	2	15	5	-	-	70	32%	70
	2023	3	4	12	4	10	-	3	5	4	8	12	7	53	▲	72
Miscellaneous Civil	2024	59	56	57	59	35	45	28	41	39	75	-	-	494	-23%	494
	2023	88	89	82	62	64	47	49	46	36	78	61	43	641	▼	745
Misdemeanor	2024	10	13	11	24	6	28	23	18	17	27	-	-	177	-12%	177
	2023	7	21	4	40	10	14	2	69	9	25	1	18	201	▼	220
Other	2024	12	16	25	10	20	7	15	5	-	1	-	-	111	-13%	111
	2023	13	23	6	17	21	14	19	5	9	-	1	-	127	▼	128
Other Criminally Related Matters	2024	4	2	6	5	2	6	4	3	2	1	-	-	35	-10%	35
	2023	2	2	2	2	3	4	8	2	9	5	-	5	39	▼	44
Probates/Wills & Trusts - Level 1	2024	-	-	-	-	-	-	-	-	-	-	-	-	0	-100%	0
	2023	-	1	-	-	-	-	-	-	-	-	-	-	1	▼	1
Probates/Wills & Trusts - Level 2	2024	-	-	-	2	-	-	-	-	-	3	-	-	5	67%	5
	2023	-	-	1	-	-	-	-	1	-	1	-	-	3	▲	3
Protective Orders	2024	-	-	-	1	-	-	-	-	-	-	-	-	1	-67%	1
	2023	1	-	1	1	-	-	-	-	-	-	-	-	3	▼	3
Uncontested Divorce	2024	4	5	10	8	5	7	3	3	7	3	-	-	55	-13%	55
	2023	7	6	4	10	6	5	4	7	7	7	9	3	63	▼	75

This report reflects the case management system. Numbers will update as reports are refreshed and posted. The case types reported may not necessitate judicial involvement.

CPSS-CCMS-10.01 CASELOAD STATISTICS OF THE CIRCUIT COURTS

Northampton

January 2023 -- October 2024 Filings


Alexandria and Fairfax Circuit are not Included in State Totals.

Dashboard

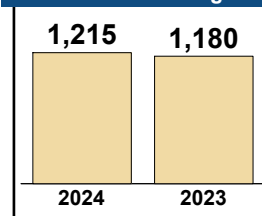
Court: Northampton Circuit
Start/End Date: Jan-23 / Oct-24
2023 Average Month: 112
Jan-Oct 2023: 1,180
Filings Trending: ▲

Circuit/Court ID: 2 202131
Type of Case: Filings
2024 Average Month: 122
Jan-Oct 2024 : 1,215
Overall AVG. Month: 116

Monthly Filings Summary



Jan --- Oct Filings



Filings by Division

Divisions		Jan	Feb	Mar	Apr	May	Jun	Jul	Aug	Sep	Oct	Nov	Dec	Thru Oct	% Change	Total
Total	2024	80	90	159	135	153	80	149	86	179	104	-	-	1,215	3%	1,215
	2023	120	138	85	73	127	95	80	155	148	159	107	55	1,180	▲	1,342
Civil	2024	2	7	5	8	4	7	5	3	13	3	-	-	57	-55%	57
	2023	3	8	6	10	5	7	13	33	22	20	5	2	127	▼	134
Criminal	2024	49	53	120	102	116	44	99	58	147	67	-	-	855	5%	855
	2023	86	108	57	34	110	69	48	92	108	101	76	40	813	▲	929
Concealed Handgun Permits	2024	19	17	22	16	15	15	13	9	14	25	-	-	165	-7%	165
	2023	25	15	13	26	10	14	12	19	12	31	17	11	177	▼	205
Miscellaneous/Other	2024	10	12	12	9	18	14	32	16	5	9	-	-	137	117%	137
	2023	6	7	9	3	2	5	7	11	6	7	9	2	63	▲	74
Others	2024	-	1	-	-	-	-	-	-	-	-	-	-	1	1	1
	2023	-	-	-	-	-	-	-	-	-	-	-	-	0	↔	0

Filings by Case Category

Case Categories		Jan	Feb	Mar	Apr	May	Jun	Jul	Aug	Sep	Oct	Nov	Dec	Thru Oct	% Change	Total
Administrative Law	2024	1	-	-	-	-	-	-	1	-	-	-	-	2	100%	2
	2023	-	1	-	-	-	-	-	-	-	-	-	1	1	▲	2
Capital Murder	2024	-	-	2	-	-	-	-	-	-	-	-	-	2	0%	2
	2023	2	-	-	-	-	-	-	-	-	-	-	-	2	↔	2
Contested Divorce	2024	-	-	-	2	1	1	-	-	-	-	-	-	4	-50%	4
	2023	1	2	-	1	-	2	-	-	2	-	-	-	8	▼	8
Domestic and Family - Level 1	2024	1	-	-	-	1	2	1	-	1	-	-	-	6	0%	6
	2023	-	-	-	1	1	1	-	-	2	1	1	-	6	↔	7
Domestic and Family - Level 2	2024	-	-	-	1	-	1	-	-	2	-	-	-	4	33%	4
	2023	-	-	-	-	1	1	-	-	-	-	1	-	3	▲	4
Felonies and Related Matters	2024	16	25	63	64	81	17	43	25	37	28	-	-	399	8%	399
	2023	55	60	26	9	69	28	14	35	28	44	33	14	368	▲	415
General Civil - Level 2	2024	-	3	2	1	2	1	3	2	3	1	-	-	18	-79%	18
	2023	1	3	2	3	3	2	5	35	11	19	2	1	84	▼	87
General Civil - Level 3	2024	-	3	-	1	1	-	1	-	1	-	-	-	7	-56%	7
	2023	1	-	1	3	-	-	4	-	6	1	1	-	16	▼	17
Miscellaneous Civil	2024	24	22	25	23	21	20	22	13	18	30	-	-	218	-4%	218
	2023	31	22	21	29	11	18	18	27	16	35	26	13	228	▼	267
Misdemeanor	2024	22	26	45	26	32	21	41	26	105	32	-	-	376	8%	376
	2023	23	43	24	16	31	35	26	50	56	44	37	22	348	▲	407
Other	2024	5	8	10	3	10	9	22	12	1	5	-	-	85	4,150%	85
	2023	-	-	1	-	-	-	-	-	1	-	-	-	2	▲	2
Other Criminally Related Matters	2024	11	2	10	12	3	7	16	7	9	7	-	-	84	-14%	84
	2023	6	6	8	9	10	6	8	8	24	13	6	4	98	▼	108
Probates/Wills & Trusts - Level 2	2024	-	-	-	-	-	-	-	-	-	-	-	-	0	-100%	0
	2023	-	-	-	1	1	-	-	-	-	-	-	-	2	▼	2
Uncontested Divorce	2024	-	1	2	2	1	1	-	-	2	1	-	-	10	-29%	10
	2023	-	1	2	1	-	2	5	-	2	1	-	-	14	▼	14

This report reflects the case management system. Numbers will update as reports are refreshed and posted. The case types reported may not necessitate judicial involvement.

CPSS-CCMS-10.01 CASELOAD STATISTICS OF THE CIRCUIT COURTS

January 2023 -- October 2024 Filings

Alexandria and Fairfax Circuit are not Included in State Totals.

Dashboard	Monthly Filings Summary	Jan --- Oct Filings				
<p>Court: Virginia Beach Circuit Start/End Date: Jan-23 / Oct-24 2023 Average Month: 1,912 Jan-Oct 2023: 13,370 Filings Trending: ▲</p> <p>Circuit/Court ID: 2 202810 Type of Case: Filings 2024 Average Month: 1,389 Jan-Oct 2024 : 13,887 Overall AVG. Month: 1,674</p>		<table border="1" style="margin: auto;"> <tr> <td style="text-align: center;">13,887</td> <td style="text-align: center;">13,370</td> </tr> <tr> <td style="text-align: center;">2024</td> <td style="text-align: center;">2023</td> </tr> </table>	13,887	13,370	2024	2023
13,887	13,370					
2024	2023					

Filings by Division																
Divisions		Jan	Feb	Mar	Apr	May	Jun	Jul	Aug	Sep	Oct	Nov	Dec	Thru Oct	% Change	Total
Total	2024	1,332	1,383	1,237	1,547	1,339	1,339	1,455	1,398	1,417	1,440	-	-	13,887	4%	13,887
	2023	1,253	1,281	1,544	1,207	1,354	1,420	1,290	1,344	1,246	1,431	1,242	8,334	13,370	▲	22,946
Civil	2024	328	383	365	447	359	374	387	401	386	380	-	-	3,810	6%	3,810
	2023	338	354	382	303	399	382	348	380	348	359	336	303	3,593	▲	4,232
Criminal	2024	622	598	521	725	602	531	630	571	635	732	-	-	6,167	4%	6,167
	2023	545	558	689	542	619	589	593	602	543	676	556	705	5,956	▲	7,217
Concealed Handgun Permits	2024	-	-	-	-	-	-	-	-	-	-	-	-	0	0	0
	2023	-	-	-	-	-	-	-	-	-	-	-	6,987	0	↔	6,987
Miscellaneous/ Other	2024	380	395	351	375	374	431	436	426	395	327	-	-	3,890	2%	3,890
	2023	370	369	473	361	336	448	349	361	354	393	348	338	3,814	▲	4,500
Others	2024	2	7	-	-	4	3	2	-	1	1	-	-	20	186%	20
	2023	-	-	-	1	-	1	-	1	1	3	2	1	7	▲	10

Filings by Case Category																
Case Categories		Jan	Feb	Mar	Apr	May	Jun	Jul	Aug	Sep	Oct	Nov	Dec	Thru Oct	% Change	Total
Administrative Law	2024	2	2	-	1	1	2	-	1	1	2	-	-	12	200%	12
	2023	1	1	1	1	-	-	-	-	-	-	3	3	4	▲	10
Capital Murder	2024	1	1	1	-	-	-	-	-	-	-	-	-	3	0%	3
	2023	-	-	-	2	-	1	-	-	-	-	-	-	3	↔	3
Contested Divorce	2024	26	25	26	36	26	26	24	30	30	28	-	-	277	0%	277
	2023	34	33	32	22	34	17	31	24	30	20	21	21	277	↔	319
Domestic and Family - Level 1	2024	38	39	41	44	34	49	43	57	42	36	-	-	423	5%	423
	2023	32	60	43	28	42	26	40	50	44	37	32	29	402	▲	463
Domestic and Family - Level 2	2024	22	22	23	24	22	19	26	25	17	23	-	-	223	14%	223
	2023	26	14	24	18	14	24	19	21	12	24	17	15	196	▲	228
Felonies and Related Matters	2024	437	330	332	431	373	284	337	345	385	448	-	-	3,702	4%	3,702
	2023	383	331	382	324	340	345	385	330	300	433	324	490	3,553	▲	4,367
General Civil - Level 1	2024	4	5	4	11	10	1	1	5	2	5	-	-	48	-9%	48
	2023	2	4	4	6	2	9	4	5	7	10	5	7	53	▼	65
General Civil - Level 2	2024	77	93	86	102	77	92	69	107	86	102	-	-	891	29%	891
	2023	55	70	82	46	72	61	64	82	79	78	53	55	689	▲	797
General Civil - Level 3	2024	99	141	122	160	130	121	137	121	132	118	-	-	1,281	-4%	1,281
	2023	129	122	126	144	157	168	112	126	119	126	139	115	1,329	▼	1,583
Miscellaneous Civil	2024	164	220	181	187	181	197	240	200	200	173	-	-	1,943	8%	1,943
	2023	164	173	237	174	165	206	164	163	178	172	150	7,142	1,796	▲	9,088
Misdemeanor	2024	169	227	164	242	181	193	248	177	217	242	-	-	2,060	2%	2,060
	2023	145	181	264	186	244	185	183	212	201	222	192	177	2,023	▲	2,392
Other	2024	194	153	148	157	162	209	185	197	171	131	-	-	1,707	-4%	1,707
	2023	189	168	209	155	155	213	168	164	148	209	192	164	1,778	▼	2,134
Other Criminally Related Matters	2024	23	49	38	56	54	63	53	55	42	48	-	-	481	10%	481
	2023	19	53	45	35	39	62	35	72	49	27	46	44	436	▲	526
Probates/Wills & Trusts - Level 1	2024	2	1	1	2	1	-	2	1	2	-	-	-	12	71%	12
	2023	-	-	1	-	2	2	-	1	1	-	-	-	7	▲	7
Probates/Wills & Trusts - Level 2	2024	12	11	9	24	17	26	17	19	19	11	-	-	165	-7%	165
	2023	13	13	16	20	26	25	12	19	18	16	14	12	178	▼	204
Protective Orders	2024	-	1	1	1	1	1	-	2	3	1	-	-	11	-8%	11
	2023	1	-	2	1	4	-	-	-	-	4	3	-	12	▼	15
Uncontested Divorce	2024	62	63	60	69	69	56	73	56	68	72	-	-	648	2%	648
	2023	60	58	76	45	58	76	73	75	60	53	51	60	634	▲	745

This report reflects the case management system. Numbers will update as reports are refreshed and posted. The case types reported may not necessitate judicial involvement.

Dashboard	Monthly Filings Summary	Jan --- Oct Filings
<p>Court: Portsmouth Circuit Start/End Date: Jan-23 / Oct-24 2023 Average Month: 652 Jan-Oct 2023: 6,731 Filings Trending: ▼</p>	<p>Circuit/Court ID: 3 203740 Type of Case: Filings 2024 Average Month: 577 Jan-Oct 2024 : 5,767 Overall AVG. Month: 618</p> <p style="text-align: center;">Jan 23 - Oct 24</p>	<p style="text-align: center;">5,767 6,731</p> <p style="text-align: center;">2024 2023</p>

Filings by Division																
Divisions		Jan	Feb	Mar	Apr	May	Jun	Jul	Aug	Sep	Oct	Nov	Dec	Thru Oct	% Change	Total
Total	2024	585	593	733	643	566	562	568	542	497	478	-	-	5,767	-14%	5,767
	2023	794	776	726	701	722	508	633	650	521	700	549	538	6,731	▼	7,818
Civil	2024	217	176	304	228	143	237	208	221	214	172	-	-	2,120	-11%	2,120
	2023	292	243	218	225	286	162	299	191	176	286	207	203	2,378	▼	2,788
Criminal	2024	95	96	151	110	161	109	110	127	98	102	-	-	1,159	-21%	1,159
	2023	117	174	99	163	188	131	129	208	132	132	93	133	1,473	▼	1,699
Concealed Handgun Permits	2024	120	132	114	117	119	102	109	89	93	98	-	-	1,093	-5%	1,093
	2023	183	144	149	102	115	79	86	105	78	109	81	98	1,150	▼	1,329
Miscellaneous/Other	2024	153	189	164	187	142	113	140	104	92	106	-	-	1,390	-19%	1,390
	2023	201	215	260	211	132	136	119	142	134	173	168	104	1,723	▼	1,995
Others	2024	-	-	-	1	1	1	1	1	-	-	-	-	5	-29%	5
	2023	1	-	-	-	1	-	-	4	1	-	-	-	7	▼	7

Filings by Case Category																
Case Categories		Jan	Feb	Mar	Apr	May	Jun	Jul	Aug	Sep	Oct	Nov	Dec	Thru Oct	% Change	Total
Administrative Law	2024	-	1	1	-	-	-	3	-	-	5	-	-	10	11%	10
	2023	-	1	2	-	3	-	1	1	-	1	1	-	9	▲	10
Capital Murder	2024	-	-	1	-	2	1	1	-	2	-	-	-	7	-56%	7
	2023	4	6	-	1	3	-	2	-	-	-	-	-	16	▼	16
Contested Divorce	2024	10	6	14	9	12	4	8	11	11	7	-	-	92	5%	92
	2023	8	9	11	10	10	7	8	8	11	6	7	8	88	▲	103
Domestic and Family - Level 1	2024	13	16	10	13	15	17	8	12	9	23	-	-	136	43%	136
	2023	10	11	14	14	4	3	4	14	4	17	17	17	95	▲	129
Domestic and Family - Level 2	2024	2	4	3	1	2	5	3	2	2	-	-	-	24	26%	24
	2023	-	-	2	2	2	2	1	2	7	1	2	6	19	▲	27
Felonies and Related Matters	2024	61	44	112	40	95	51	66	56	53	52	-	-	630	-24%	630
	2023	61	88	40	88	107	78	79	129	66	91	49	71	827	▼	947
General Civil - Level 1	2024	-	2	5	1	1	2	2	-	-	-	-	-	13	8%	13
	2023	1	-	3	1	1	1	1	2	1	1	-	1	12	▲	13
General Civil - Level 2	2024	13	14	20	23	24	19	16	21	18	13	-	-	181	-8%	181
	2023	14	22	24	21	20	19	14	20	15	27	18	13	196	▼	227
General Civil - Level 3	2024	152	103	217	153	77	176	153	158	140	108	-	-	1,437	-18%	1,437
	2023	246	167	131	150	229	107	246	125	125	218	146	143	1,744	▼	2,033
Miscellaneous Civil	2024	201	234	198	220	183	159	175	175	174	195	-	-	1,914	-7%	1,914
	2023	303	254	280	236	175	146	146	179	160	186	194	167	2,065	▼	2,426
Misdemeanor	2024	25	35	25	35	38	41	24	42	29	33	-	-	327	-15%	327
	2023	34	41	30	36	45	27	37	55	53	25	33	50	383	▼	466
Other	2024	64	90	83	85	72	50	65	13	11	3	-	-	536	-32%	536
	2023	79	103	119	75	72	71	56	70	52	87	52	28	784	▼	864
Other Criminally Related Matters	2024	22	19	16	36	26	19	19	29	16	19	-	-	221	-17%	221
	2023	18	47	34	38	34	27	13	26	13	16	14	12	266	▼	292
Probates/Wills & Trusts - Level 1	2024	-	-	3	2	3	-	1	1	-	-	-	-	10	67%	10
	2023	-	3	1	1	-	-	-	-	1	-	-	1	6	▲	7
Probates/Wills & Trusts - Level 2	2024	4	4	6	2	2	3	5	3	3	3	-	-	35	9%	35
	2023	3	3	5	6	1	2	4	3	2	3	4	2	32	▲	38
Protective Orders	2024	-	-	-	-	-	-	-	-	-	-	-	-	0	-100%	0
	2023	1	3	6	1	-	-	-	-	-	-	-	-	11	▼	11
Uncontested Divorce	2024	18	21	19	23	14	15	19	19	29	17	-	-	194	9%	194
	2023	12	18	24	21	16	18	21	16	11	21	12	19	178	▲	209

This report reflects the case management system. Numbers will update as reports are refreshed and posted. The case types reported may not necessitate judicial involvement.

Dashboard	Monthly Filings Summary	Jan --- Oct Filings
<p>Court: Norfolk Circuit Start/End Date: Jan-23 / Oct-24 2023 Average Month: 1,717 Jan-Oct 2023: 17,892 Filings Trending: ▼</p> <p>Circuit/Court ID: 4 204710 Type of Case: Filings 2024 Average Month: 1,656 Jan-Oct 2024 : 16,563 Overall AVG. Month: 1,689</p>	<p>Jan 23 - Oct 24</p>	<div style="display: flex; justify-content: space-around;"> <div style="text-align: center;"> <p>16,563</p> <div style="width: 40px; height: 40px; background-color: #f0e68c; margin: 0 auto;"></div> <p>2024</p> </div> <div style="text-align: center;"> <p>17,892</p> <div style="width: 40px; height: 40px; background-color: #f0e68c; margin: 0 auto;"></div> <p>2023</p> </div> </div>

Filings by Division																
Divisions		Jan	Feb	Mar	Apr	May	Jun	Jul	Aug	Sep	Oct	Nov	Dec	Thru Oct	% Change	Total
Total	2024	2,005	1,323	2,520	1,294	1,291	1,825	1,576	1,480	1,579	1,670	-	-	16,563	-7%	16,563
	2023	2,565	1,720	2,664	1,500	2,471	1,170	1,235	1,561	1,791	1,215	1,141	1,566	17,892	▼	20,599
Civil	2024	381	407	437	407	438	384	434	437	451	466	-	-	4,242	2%	4,242
	2023	399	410	480	382	417	433	374	464	374	407	365	353	4,140	▲	4,858
Criminal	2024	382	359	394	327	344	378	445	316	366	318	-	-	3,629	-6%	3,629
	2023	428	382	414	353	399	369	393	435	335	339	373	359	3,847	▼	4,579
Concealed Handgun Permits	2024	224	239	202	235	194	171	186	178	167	234	-	-	2,030	-11%	2,030
	2023	267	243	314	251	240	186	204	200	182	192	170	193	2,279	▼	2,642
Miscellaneous/ Other	2024	1,016	316	1,479	317	308	874	502	532	583	634	-	-	6,561	-14%	6,561
	2023	1,469	684	1,455	514	1,414	181	262	460	900	272	233	660	7,611	▼	8,504
Others	2024	2	2	8	8	7	18	9	17	12	18	-	-	101	573%	101
	2023	2	1	1	-	1	1	2	2	-	5	-	1	15	▲	16

Filings by Case Category																
Case Categories		Jan	Feb	Mar	Apr	May	Jun	Jul	Aug	Sep	Oct	Nov	Dec	Thru Oct	% Change	Total
Administrative Law	2024	4	2	11	1	1	10	2	5	5	6	-	-	47	15%	47
	2023	8	2	3	1	9	1	1	7	8	1	-	4	41	▲	45
Capital Murder	2024	1	-	1	-	-	-	-	-	1	-	-	-	3	0%	3
	2023	-	-	-	-	-	-	3	-	-	-	-	-	3	↔	3
Contested Divorce	2024	70	74	72	90	98	65	91	79	91	76	-	-	806	0%	806
	2023	81	76	97	87	92	87	62	75	71	77	82	82	805	▲	969
Domestic and Family - Level 1	2024	42	46	49	16	25	35	34	33	39	31	-	-	350	14%	350
	2023	42	39	35	11	29	30	15	49	32	24	10	23	306	▲	339
Domestic and Family - Level 2	2024	41	16	57	13	14	35	23	14	19	27	-	-	259	11%	259
	2023	39	18	38	13	48	7	4	19	34	13	9	23	233	▲	265
Felonies and Related Matters	2024	283	242	265	207	234	261	280	206	255	216	-	-	2,449	-6%	2,449
	2023	312	223	265	259	290	234	290	274	217	232	254	258	2,596	▼	3,108
General Civil - Level 1	2024	3	3	2	9	2	3	5	7	6	8	-	-	48	-13%	48
	2023	7	3	7	6	7	12	1	3	6	3	6	4	55	▼	65
General Civil - Level 2	2024	46	45	65	52	46	68	56	60	45	67	-	-	550	17%	550
	2023	36	51	54	36	43	51	37	62	52	47	41	36	469	▲	546
General Civil - Level 3	2024	159	37	240	31	43	128	72	80	87	106	-	-	983	7%	983
	2023	137	24	156	31	225	55	33	81	134	46	42	72	922	▲	1,036
Miscellaneous Civil	2024	927	478	1,273	409	351	782	463	533	542	646	-	-	6,404	-23%	6,404
	2023	1,430	821	1,503	705	1,307	330	420	557	887	395	347	695	8,355	▼	9,397
Misdemeanor	2024	58	75	90	85	70	92	112	65	70	50	-	-	767	-6%	767
	2023	85	122	111	60	85	73	61	98	65	59	70	53	819	▼	942
Other	2024	106	62	57	144	142	113	180	127	140	138	-	-	1,209	79%	1,209
	2023	136	107	95	59	55	41	45	37	36	64	51	54	675	▲	780
Other Criminally Related Matters	2024	47	46	47	41	44	32	68	52	45	55	-	-	477	-3%	477
	2023	40	45	44	45	34	65	44	70	56	50	54	48	493	▼	595
Probates/Wills & Trusts - Level 1	2024	3	-	4	1	3	1	2	-	5	4	-	-	23	-8%	23
	2023	2	-	2	-	6	1	3	2	5	4	2	2	25	▼	29
Probates/Wills & Trusts - Level 2	2024	24	11	56	14	9	29	18	22	21	23	-	-	227	0%	227
	2023	34	17	35	17	49	5	12	22	23	14	11	29	228	▼	268
Protective Orders	2024	4	6	7	1	2	2	-	-	3	1	-	-	26	-41%	26
	2023	3	3	6	-	6	3	6	9	3	5	7	7	44	▼	58
Uncontested Divorce	2024	187	180	224	180	207	169	170	197	205	216	-	-	1,935	6%	1,935
	2023	173	169	213	170	186	175	198	196	162	181	155	176	1,823	▲	2,154

This report reflects the case management system. Numbers will update as reports are refreshed and posted. The case types reported may not necessitate judicial involvement.

CPSS-CCMS-10.01 CASELOAD STATISTICS OF THE CIRCUIT COURTS

Isle of Wight

January 2023 -- October 2024 Filings

Alexandria and Fairfax Circuit are not Included in State Totals.

Dashboard		Monthly Filings Summary		Jan --- Oct Filings	
Court: Isle of Wight Circuit Start/End Date: Jan-23 / Oct-24 2023 Average Month: 162 Jan-Oct 2023: 1,654 Filings Trending: ▲	Circuit/Court ID: 5 205093 Type of Case: Filings 2024 Average Month: 174 Jan-Oct 2024 : 1,741 Overall AVG. Month: 168	<p style="text-align: center; font-weight: bold; font-size: 1.2em;">Jan 23 - Oct 24</p>		<div style="display: flex; justify-content: space-around; align-items: center;"> <div style="text-align: center;"> <p style="font-weight: bold; font-size: 1.5em;">1,741</p> <div style="width: 40px; height: 40px; background-color: #f0e68c; margin: 0 auto;"></div> <p style="font-weight: bold; font-size: 0.8em;">2024</p> </div> <div style="text-align: center;"> <p style="font-weight: bold; font-size: 1.5em;">1,654</p> <div style="width: 40px; height: 40px; background-color: #f0e68c; margin: 0 auto;"></div> <p style="font-weight: bold; font-size: 0.8em;">2023</p> </div> </div>	

Filings by Division																
Divisions		Jan	Feb	Mar	Apr	May	Jun	Jul	Aug	Sep	Oct	Nov	Dec	Thru Oct	% Change	Total
Total	2024	181	156	191	153	178	154	176	145	200	207	-	-	1,741	5%	1,741
	2023	221	161	261	151	143	151	128	148	118	172	149	145	1,654	▲	1,948
Civil	2024	19	33	24	16	23	20	13	17	27	17	-	-	209	2%	209
	2023	27	17	23	25	16	24	15	18	16	23	14	24	204	▲	242
Criminal	2024	56	38	35	51	80	56	53	18	61	85	-	-	533	69%	533
	2023	29	17	65	15	29	43	15	33	25	45	53	36	316	▲	405
Concealed Handgun Permits	2024	90	63	101	64	50	53	77	81	97	89	-	-	765	-9%	765
	2023	126	112	121	87	70	52	67	70	50	82	65	64	837	▼	966
Miscellaneous/ Other	2024	16	22	30	22	24	24	32	28	15	16	-	-	229	-22%	229
	2023	38	15	52	24	28	31	31	27	27	22	17	21	295	▼	333
Others	2024	-	-	1	-	1	1	1	1	-	-	-	-	5	150%	5
	2023	1	-	-	-	-	1	-	-	-	-	-	-	2	▲	2

Filings by Case Category																
Case Categories		Jan	Feb	Mar	Apr	May	Jun	Jul	Aug	Sep	Oct	Nov	Dec	Thru Oct	% Change	Total
Administrative Law	2024	-	-	-	-	-	-	-	-	1	-	-	-	1	-50%	1
	2023	1	-	-	-	-	-	-	-	-	1	-	-	2	▼	2
Contested Divorce	2024	1	5	1	5	4	4	3	3	3	6	-	-	35	6%	35
	2023	2	2	4	5	3	1	1	4	4	7	1	1	33	▲	35
Domestic and Family - Level 1	2024	4	5	3	-	7	2	1	2	3	1	-	-	28	47%	28
	2023	7	-	2	2	2	3	1	2	-	-	2	-	19	▲	21
Domestic and Family - Level 2	2024	-	4	2	-	1	2	-	3	4	-	-	-	16	78%	16
	2023	2	-	3	-	-	2	-	-	2	-	-	4	9	▲	13
Felonies and Related Matters	2024	36	16	22	32	55	29	33	7	42	38	-	-	310	45%	310
	2023	19	16	44	11	23	31	9	22	12	27	36	24	214	▲	274
General Civil - Level 1	2024	-	-	2	-	-	1	-	-	-	1	-	-	4	300%	4
	2023	-	-	-	-	-	1	-	-	-	-	1	1	1	▲	3
General Civil - Level 2	2024	8	6	7	3	2	6	2	5	7	2	-	-	48	71%	48
	2023	4	4	5	3	2	3	2	1	-	4	2	1	28	▲	31
General Civil - Level 3	2024	2	4	3	1	3	3	2	-	2	3	-	-	23	-32%	23
	2023	5	2	1	5	3	4	7	3	1	3	2	4	34	▼	40
Miscellaneous Civil	2024	103	80	119	81	61	71	95	99	110	102	-	-	921	-9%	921
	2023	146	120	150	101	86	76	84	88	67	95	76	77	1,013	▼	1,166
Misdemeanor	2024	14	17	9	13	12	16	11	8	12	32	-	-	144	188%	144
	2023	5	-	8	3	4	2	3	5	5	15	11	5	50	▲	66
Other	2024	2	3	10	4	11	5	14	9	-	1	-	-	59	-48%	59
	2023	18	7	21	12	10	8	11	8	11	8	6	5	114	▼	125
Other Criminally Related Matters	2024	6	5	4	6	13	11	9	3	7	15	-	-	79	39%	79
	2023	6	3	13	1	3	10	3	6	8	4	6	7	57	▲	70
Probates/Wills & Trusts - Level 1	2024	-	-	-	-	-	-	-	-	-	-	-	-	0	0	0
	2023	-	-	-	-	-	-	-	-	-	-	-	2	0	↔	2
Probates/Wills & Trusts - Level 2	2024	2	2	4	2	1	1	-	1	-	2	-	-	15	88%	15
	2023	1	1	2	-	1	1	-	-	1	1	1	6	8	▲	15
Protective Orders	2024	-	-	-	-	-	-	-	-	-	1	-	-	1	1	1
	2023	-	-	-	-	-	-	-	-	-	-	-	-	0	↔	0
Uncontested Divorce	2024	3	9	5	6	8	3	6	5	9	3	-	-	57	-21%	57
	2023	5	6	8	8	6	9	7	9	6	8	5	8	72	▼	85

This report reflects the case management system. Numbers will update as reports are refreshed and posted. The case types reported may not necessitate judicial involvement.

Dashboard		Monthly Filings Summary		Jan --- Oct Filings	
Court: Southampton Circuit	Circuit/Court ID: 5 205175				
Start/End Date: Jan-23 / Oct-24	Type of Case: Filings				
2023 Average Month: 177	2024 Average Month: 170				
Jan-Oct 2023: 1,843	Jan-Oct 2024 : 1,697				
Filings Trending: ▼	Overall AVG. Month: 174				

Filings by Division																
Divisions		Jan	Feb	Mar	Apr	May	Jun	Jul	Aug	Sep	Oct	Nov	Dec	Thru Oct	% Change	Total
Total	2024	179	198	136	205	182	151	170	144	130	202	-	-	1,697	-8%	1,697
	2023	212	205	218	210	199	126	178	189	147	159	130	152	1,843	▼	2,125
Civil	2024	15	24	19	14	18	16	14	8	20	11	-	-	159	-14%	159
	2023	13	15	14	34	16	14	22	27	18	12	17	15	185	▼	217
Criminal	2024	83	91	63	110	83	72	74	66	52	93	-	-	787	-6%	787
	2023	91	102	87	104	105	51	98	79	57	66	65	63	840	▼	968
Concealed Handgun Permits	2024	42	57	33	36	37	34	38	33	33	67	-	-	410	-21%	410
	2023	80	60	87	44	43	36	31	48	37	52	32	53	518	▼	603
Miscellaneous/ Other	2024	39	26	21	45	43	29	44	37	25	31	-	-	340	14%	340
	2023	28	28	30	28	35	25	27	34	35	29	16	21	299	▲	336
Others	2024	-	-	-	-	1	-	-	-	-	-	-	-	1	0%	1
	2023	-	-	-	-	-	-	-	1	-	-	-	-	1	↔	1

Filings by Case Category																
Case Categories		Jan	Feb	Mar	Apr	May	Jun	Jul	Aug	Sep	Oct	Nov	Dec	Thru Oct	% Change	Total
Administrative Law	2024	-	-	-	-	-	-	-	-	-	-	-	-	0	-100%	0
	2023	-	-	-	-	-	-	-	1	-	-	-	-	1	▼	1
Contested Divorce	2024	-	1	1	-	1	2	1	-	3	1	-	-	10	-47%	10
	2023	2	4	1	3	-	1	2	2	3	1	2	2	19	▼	23
Domestic and Family - Level 1	2024	-	1	-	1	1	1	-	1	2	1	-	-	8	-11%	8
	2023	-	-	1	1	2	-	1	3	-	1	1	-	9	▼	10
Domestic and Family - Level 2	2024	-	-	1	2	-	1	-	1	-	-	-	-	5	0%	5
	2023	-	-	1	1	-	-	1	1	1	1	-	-	5	↔	5
Felonies and Related Matters	2024	65	44	33	55	52	37	48	29	26	60	-	-	449	-13%	449
	2023	65	62	60	53	72	28	64	45	41	26	50	33	516	▼	599
General Civil - Level 1	2024	-	-	-	-	-	-	-	-	-	-	-	-	0	-100%	0
	2023	-	1	-	1	-	1	-	-	-	-	1	-	4	▼	4
General Civil - Level 2	2024	3	4	3	3	3	5	2	1	3	2	-	-	29	-15%	29
	2023	1	4	4	3	5	2	1	8	4	2	2	6	34	▼	42
General Civil - Level 3	2024	7	12	4	4	5	1	3	3	5	2	-	-	46	-15%	46
	2023	6	2	-	18	2	5	10	5	3	3	5	3	54	▼	62
Miscellaneous Civil	2024	56	68	48	52	49	39	55	46	45	81	-	-	539	-19%	539
	2023	92	75	104	61	59	47	44	62	53	68	40	63	665	▼	768
Misdemeanor	2024	13	24	12	34	15	16	14	31	19	19	-	-	197	-2%	197
	2023	16	29	14	37	22	15	15	27	9	16	11	20	200	▼	231
Other	2024	26	15	7	29	30	24	28	24	16	17	-	-	216	36%	216
	2023	16	11	14	12	18	17	16	22	19	14	13	12	159	▲	184
Other Criminally Related Matters	2024	5	23	18	21	16	19	12	6	7	14	-	-	141	13%	141
	2023	10	11	13	14	11	8	19	8	7	24	4	10	125	▲	139
Probates/Wills & Trusts - Level 1	2024	-	-	1	-	-	-	-	-	-	-	-	-	1	-50%	1
	2023	-	-	-	-	-	-	-	-	2	-	-	1	2	▼	3
Probates/Wills & Trusts - Level 2	2024	-	-	-	-	3	-	-	-	-	1	-	-	4	33%	4
	2023	-	1	-	-	2	-	-	-	-	-	-	-	3	▲	3
Protective Orders	2024	-	-	-	-	-	-	-	-	-	-	-	-	0	-100%	0
	2023	1	-	-	2	-	-	-	-	-	-	-	-	3	▼	3
Uncontested Divorce	2024	4	6	8	4	7	6	7	2	4	4	-	-	52	18%	52
	2023	3	5	7	4	6	2	5	5	5	2	2	2	44	▲	48

This report reflects the case management system. Numbers will update as reports are refreshed and posted. The case types reported may not necessitate judicial involvement.

Dashboard		Monthly Filings Summary		Jan --- Oct Filings					
<p>Court: Suffolk Circuit Start/End Date: Jan-23 / Oct-24 2023 Average Month: 618 Jan-Oct 2023: 6,428 Filings Trending: ▼</p>	<p>Circuit/Court ID: 5 205800 Type of Case: Filings 2024 Average Month: 562 Jan-Oct 2024 : 5,622 Overall AVG. Month: 593</p>	<p style="text-align: center; font-weight: bold; color: #004a87;">Jan 23 - Oct 24</p>		<table border="1" style="margin: auto;"> <tr> <td style="text-align: center; width: 50px;">5,622</td> <td style="text-align: center; width: 50px;">6,428</td> </tr> <tr> <td style="text-align: center;">2024</td> <td style="text-align: center;">2023</td> </tr> </table>		5,622	6,428	2024	2023
5,622	6,428								
2024	2023								

Filings by Division																
Divisions		Jan	Feb	Mar	Apr	May	Jun	Jul	Aug	Sep	Oct	Nov	Dec	Thru Oct	% Change	Total
Total	2024	671	607	586	511	551	521	556	598	391	630	-	-	5,622	-13%	5,622
	2023	808	566	686	566	668	830	498	632	592	582	571	421	6,428	▼	7,420
Civil	2024	64	86	71	74	92	76	67	80	52	80	-	-	742	-2%	742
	2023	68	64	88	67	91	82	65	68	88	73	62	51	754	▼	867
Criminal	2024	317	251	243	203	231	230	201	278	97	235	-	-	2,286	-24%	2,286
	2023	372	213	264	203	330	499	211	334	286	285	290	140	2,997	▼	3,427
Concealed Handgun Permits	2024	175	174	155	129	132	136	150	142	134	192	-	-	1,519	-12%	1,519
	2023	246	187	232	198	139	152	156	138	129	142	152	144	1,719	▼	2,015
Miscellaneous/ Other	2024	114	93	116	103	94	78	135	97	106	122	-	-	1,058	11%	1,058
	2023	121	102	101	98	108	96	66	91	89	81	66	86	953	▲	1,105
Others	2024	1	3	1	2	2	1	3	1	2	1	-	-	17	240%	17
	2023	1	-	1	-	-	1	-	1	-	1	1	-	5	▲	6

Filings by Case Category																
Case Categories		Jan	Feb	Mar	Apr	May	Jun	Jul	Aug	Sep	Oct	Nov	Dec	Thru Oct	% Change	Total
Administrative Law	2024	-	-	-	-	-	-	-	-	-	2	-	-	2	0%	2
	2023	1	-	-	-	-	-	-	1	-	-	-	1	2	↔	3
Capital Murder	2024	-	-	1	-	-	-	-	-	-	-	-	-	1	-67%	1
	2023	1	-	-	-	-	-	-	2	-	-	-	-	3	▼	3
Contested Divorce	2024	5	5	9	12	13	11	6	14	3	4	-	-	82	3%	82
	2023	12	10	7	6	7	9	4	5	11	9	8	7	80	▲	95
Domestic and Family - Level 1	2024	8	10	3	2	14	7	9	5	7	15	-	-	80	45%	80
	2023	7	4	6	5	5	6	4	2	10	6	7	5	55	▲	67
Domestic and Family - Level 2	2024	4	11	9	3	6	15	11	10	8	8	-	-	85	-1%	85
	2023	11	6	15	7	10	11	8	6	7	5	5	4	86	▼	95
Felonies and Related Matters	2024	216	138	144	131	131	113	136	179	62	154	-	-	1,404	-26%	1,404
	2023	220	146	162	113	132	410	139	218	173	189	157	81	1,902	▼	2,140
General Civil - Level 1	2024	-	-	1	-	-	1	-	-	-	-	-	-	2	-78%	2
	2023	1	-	-	-	2	2	1	-	1	2	1	-	9	▼	10
General Civil - Level 2	2024	10	15	23	15	21	14	19	14	10	17	-	-	158	-1%	158
	2023	8	15	20	15	17	15	12	15	20	22	10	5	159	▼	174
General Civil - Level 3	2024	17	9	4	10	14	3	5	10	8	12	-	-	92	-9%	92
	2023	10	8	12	4	11	7	13	14	12	10	9	8	101	▼	118
Miscellaneous Civil	2024	206	221	205	171	184	160	204	190	178	242	-	-	1,961	-9%	1,961
	2023	299	225	275	245	185	191	196	185	168	183	186	183	2,152	▼	2,521
Misdemeanor	2024	81	90	76	53	79	88	58	80	28	67	-	-	700	-23%	700
	2023	127	55	74	83	185	71	55	98	92	65	116	41	905	▼	1,062
Other	2024	81	50	69	62	43	60	81	51	61	70	-	-	628	20%	628
	2023	69	61	56	53	61	55	32	45	52	40	37	44	524	▲	605
Other Criminally Related Matters	2024	21	23	22	19	21	29	7	19	7	15	-	-	183	-8%	183
	2023	24	12	28	10	21	19	17	16	21	31	17	18	199	▼	234
Probates/Wills & Trusts - Level 1	2024	1	1	-	-	1	-	-	4	-	1	-	-	8	100%	8
	2023	2	1	-	1	-	-	-	-	-	-	-	-	4	▲	4
Probates/Wills & Trusts - Level 2	2024	2	9	1	7	2	2	2	4	3	3	-	-	35	-10%	35
	2023	-	2	6	4	8	5	4	4	1	5	6	4	39	▼	49
Uncontested Divorce	2024	19	25	19	26	22	18	18	18	16	20	-	-	201	-3%	201
	2023	16	21	25	20	24	29	13	21	24	15	12	20	208	▼	240

Dashboard	Monthly Filings Summary	Jan --- Oct Filings
<p>Court: Brunswick Circuit Start/End Date: Jan-23 / Oct-24 2023 Average Month: 101 Jan-Oct 2023: 1,029 Filings Trending: ▲</p> <p>Circuit/Court ID: 6 206025 Type of Case: Filings 2024 Average Month: 123 Jan-Oct 2024 : 1,233 Overall AVG. Month: 111</p>	<p>Jan 23 - Oct 24</p>	<div style="display: flex; justify-content: space-around;"> <div style="text-align: center;"> <p>1,233</p> <div style="width: 40px; height: 40px; background-color: #f0e68c; margin: 0 auto;"></div> <p>2024</p> </div> <div style="text-align: center;"> <p>1,029</p> <div style="width: 40px; height: 40px; background-color: #f0e68c; margin: 0 auto;"></div> <p>2023</p> </div> </div>

Filings by Division																
Divisions	Jan	Feb	Mar	Apr	May	Jun	Jul	Aug	Sep	Oct	Nov	Dec	Thru Oct	% Change	Total	
Total	2024	91	115	87	170	126	118	107	171	114	134	-	1,233	20%	1,233	
	2023	123	151	77	112	86	85	79	152	78	86	107	76	1,029	▲	1,212
Civil	2024	3	7	1	11	12	1	8	8	7	11	-	69	0%	69	
	2023	7	5	7	15	4	6	7	5	3	10	13	12	69	↔	94
Criminal	2024	41	56	24	110	66	78	46	106	66	83	-	676	30%	676	
	2023	59	91	40	46	46	40	37	86	43	34	37	40	522	▲	599
Concealed Handgun Permits	2024	37	33	45	36	24	22	32	34	16	27	-	306	7%	306	
	2023	51	43	12	30	17	28	22	45	23	16	42	15	287	▲	344
Miscellaneous/Other	2024	10	19	17	13	24	17	21	23	25	13	-	182	23%	182	
	2023	6	12	18	21	19	11	13	13	9	26	15	9	148	▲	172
Others	2024	-	-	-	-	-	-	-	-	-	-	-	0	-100%	0	
	2023	-	-	-	-	-	-	-	3	-	-	-	3	▼	3	

Filings by Case Category																
Case Categories	Jan	Feb	Mar	Apr	May	Jun	Jul	Aug	Sep	Oct	Nov	Dec	Thru Oct	% Change	Total	
Administrative Law	2024	-	-	1	-	-	-	-	-	-	-	-	1	1	1	
	2023	-	-	-	-	-	-	-	-	-	-	-	-	0	↔	0
Contested Divorce	2024	-	2	-	2	-	-	1	1	1	-	-	7	-13%	7	
	2023	-	1	2	1	1	1	1	1	-	-	-	8	▼	8	
Domestic and Family - Level 1	2024	-	-	-	-	-	4	1	-	2	-	-	7	-59%	7	
	2023	2	-	-	9	-	-	2	-	4	-	3	17	▼	20	
Domestic and Family - Level 2	2024	-	-	-	-	1	-	1	1	-	-	-	3	50%	3	
	2023	1	-	-	-	-	-	-	-	1	1	-	2	▲	3	
Felonies and Related Matters	2024	14	30	17	63	42	38	14	68	31	33	-	350	24%	350	
	2023	32	65	24	20	20	25	16	51	21	9	13	9	283	▲	305
General Civil - Level 1	2024	-	-	-	1	1	-	-	-	-	-	-	2	-33%	2	
	2023	-	-	-	-	2	-	-	-	-	-	1	3	▼	4	
General Civil - Level 2	2024	-	1	1	3	3	-	2	-	4	4	-	18	50%	18	
	2023	1	1	1	2	2	2	-	1	1	1	2	2	12	▲	16
General Civil - Level 3	2024	-	-	-	2	2	-	2	1	-	3	-	10	-9%	10	
	2023	2	2	1	1	-	1	2	-	1	1	2	2	11	▼	15
Miscellaneous Civil	2024	46	41	52	41	26	30	40	42	26	29	-	373	0%	373	
	2023	54	52	21	37	26	37	33	54	26	33	47	20	373	↔	440
Misdemeanor	2024	24	23	5	32	14	21	15	29	23	24	-	210	21%	210	
	2023	23	25	8	16	14	9	16	26	19	18	17	9	174	▲	200
Other	2024	1	11	9	8	20	9	13	15	16	11	-	113	77%	113	
	2023	2	4	10	14	7	1	3	7	6	10	10	3	64	▲	77
Other Criminally Related Matters	2024	3	3	2	16	10	19	17	9	12	26	-	117	77%	117	
	2023	4	1	8	10	12	6	5	9	4	7	13	27	66	▲	106
Probates/Wills & Trusts - Level 1	2024	-	-	-	-	1	-	-	-	-	-	-	1	1	1	
	2023	-	-	-	-	-	-	-	-	-	-	-	-	0	↔	0
Probates/Wills & Trusts - Level 2	2024	-	1	-	-	2	-	-	-	-	-	-	3	0%	3	
	2023	-	-	-	-	1	-	2	-	-	-	-	3	↔	3	
Protective Orders	2024	-	1	-	-	-	-	-	-	-	-	-	1	1	1	
	2023	-	-	-	-	-	-	-	-	-	-	-	0	↔	0	
Uncontested Divorce	2024	3	2	-	2	4	1	-	4	-	1	-	17	31%	17	
	2023	2	-	2	2	1	3	1	1	-	1	2	-	13	▲	15

This report reflects the case management system. Numbers will update as reports are refreshed and posted. The case types reported may not necessitate judicial involvement.

Dashboard		Monthly Filings Summary		Jan --- Oct Filings	
<p>Court: Greenville Circuit Start/End Date: Jan-23 / Oct-24 2023 Average Month: 107 Jan-Oct 2023: 1,076 Filings Trending: ▲</p>	<p>Circuit/Court ID: 6 206081 Type of Case: Filings 2024 Average Month: 115 Jan-Oct 2024 : 1,151 Overall AVG. Month: 110</p>	<p style="text-align: center; font-weight: bold; color: #0056b3;">Jan 23 - Oct 24</p>		<div style="display: flex; justify-content: space-around; align-items: center;"> <div style="text-align: center;"> <p style="font-size: 24px; font-weight: bold; color: #0056b3;">1,151</p> <div style="width: 40px; height: 40px; background-color: #f0e68c; margin: 0 auto;"></div> <p style="font-weight: bold; color: #0056b3;">2024</p> </div> <div style="text-align: center;"> <p style="font-size: 24px; font-weight: bold; color: #0056b3;">1,076</p> <div style="width: 40px; height: 40px; background-color: #f0e68c; margin: 0 auto;"></div> <p style="font-weight: bold; color: #0056b3;">2023</p> </div> </div>	

Filings by Division																
Divisions		Jan	Feb	Mar	Apr	May	Jun	Jul	Aug	Sep	Oct	Nov	Dec	Thru Oct	% Change	Total
Total	2024	148	126	128	100	114	84	100	101	101	149	-	-	1,151	7%	1,151
	2023	116	88	149	92	89	105	75	110	165	87	119	83	1,076	▲	1,278
Civil	2024	10	10	11	7	9	8	14	10	13	14	-	-	106	14%	106
	2023	4	7	12	5	10	13	7	16	9	10	6	6	93	▲	105
Criminal	2024	98	68	62	47	48	56	60	53	47	74	-	-	613	8%	613
	2023	58	40	88	41	40	62	47	37	114	41	89	60	568	▲	717
Concealed Handgun Permits	2024	27	21	22	26	19	9	13	18	22	35	-	-	212	-11%	212
	2023	32	28	28	24	20	20	17	27	23	18	13	8	237	▼	258
Miscellaneous/Other	2024	13	27	33	20	37	11	13	20	19	26	-	-	219	25%	219
	2023	22	13	21	21	18	10	4	30	18	18	11	9	175	▲	195
Others	2024	-	-	-	-	1	-	-	-	-	-	-	-	1	-67%	1
	2023	-	-	-	1	1	-	-	-	1	-	-	-	3	▼	3

Filings by Case Category																
Case Categories		Jan	Feb	Mar	Apr	May	Jun	Jul	Aug	Sep	Oct	Nov	Dec	Thru Oct	% Change	Total
Administrative Law	2024	-	-	-	-	-	-	1	1	-	-	-	-	2	2	2
	2023	-	-	-	-	-	-	-	-	-	-	-	1	0	↔	1
Capital Murder	2024	-	-	-	-	-	-	-	-	-	-	-	-	0	-100%	0
	2023	-	-	1	-	1	-	-	-	-	-	-	-	2	▼	2
Contested Divorce	2024	-	1	-	-	1	-	2	1	-	1	-	-	6	0%	6
	2023	-	2	-	-	2	2	-	-	-	-	-	1	6	↔	7
Domestic and Family - Level 1	2024	-	-	1	2	-	1	3	-	1	-	-	-	8	-33%	8
	2023	-	1	2	1	-	-	1	3	2	2	-	-	12	▼	12
Domestic and Family - Level 2	2024	-	1	1	-	-	1	-	-	-	-	-	-	3	-63%	3
	2023	1	-	1	-	-	4	-	-	-	-	2	1	8	▼	9
Felonies and Related Matters	2024	70	32	29	26	22	46	33	30	25	48	-	-	361	2%	361
	2023	35	27	55	25	30	44	24	21	65	28	59	44	354	▲	457
General Civil - Level 1	2024	-	-	-	-	-	-	-	1	-	-	-	-	1	0%	1
	2023	-	-	-	-	-	-	-	-	-	-	1	-	1	↔	1
General Civil - Level 2	2024	5	4	2	2	2	4	2	2	3	4	-	-	30	36%	30
	2023	2	1	3	1	3	3	2	3	3	1	1	-	22	▲	23
General Civil - Level 3	2024	3	2	1	-	5	2	2	4	6	5	-	-	30	50%	30
	2023	2	1	-	-	2	-	1	6	5	3	1	-	20	▲	21
Miscellaneous Civil	2024	29	27	33	34	28	14	17	23	28	39	-	-	272	-11%	272
	2023	44	32	39	28	26	26	20	41	27	24	18	13	307	▼	338
Misdemeanor	2024	23	27	28	15	13	10	13	8	21	21	-	-	179	18%	179
	2023	13	10	15	14	9	17	14	9	40	11	28	13	152	▲	193
Other	2024	8	20	22	12	27	6	10	15	14	22	-	-	156	44%	156
	2023	8	8	11	18	14	5	2	18	14	10	5	4	108	▲	117
Other Criminally Related Matters	2024	7	9	5	6	13	-	15	15	1	7	-	-	78	24%	78
	2023	10	3	17	2	1	1	9	7	9	4	2	4	63	▲	69
Probates/Wills & Trusts - Level 2	2024	1	-	1	-	-	-	-	-	-	-	-	-	2	100%	2
	2023	-	-	1	-	-	-	-	-	-	-	-	-	1	▲	1
Uncontested Divorce	2024	2	3	5	3	3	-	2	1	2	2	-	-	23	15%	23
	2023	1	3	4	3	1	3	2	2	-	1	5	2	20	▲	27

This report reflects the case management system. Numbers will update as reports are refreshed and posted. The case types reported may not necessitate judicial involvement.

CPSS-CCMS-10.01 CASELOAD STATISTICS OF THE CIRCUIT COURTS

January 2023 -- October 2024 Filings

Alexandria and Fairfax Circuit are not Included in State Totals.

Dashboard		Monthly Filings Summary		Jan --- Oct Filings					
<p>Court: Prince George Circuit Start/End Date: Jan-23 / Oct-24 2023 Average Month: 188 Jan-Oct 2023: 1,897 Filings Trending: ↔</p>	<p>Circuit/Court ID: 6 206149 Type of Case: Filings 2024 Average Month: 186 Jan-Oct 2024 : 1,859 Overall AVG. Month: 187</p>	<p>Jan 23 - Oct 24</p>		<table border="1" style="margin: auto;"> <tr> <td style="text-align: center; width: 50px;">1,859</td> <td style="text-align: center; width: 50px;">1,897</td> </tr> <tr> <td style="text-align: center;">2024</td> <td style="text-align: center;">2023</td> </tr> </table>		1,859	1,897	2024	2023
1,859	1,897								
2024	2023								

Filings by Division																
Divisions		Jan	Feb	Mar	Apr	May	Jun	Jul	Aug	Sep	Oct	Nov	Dec	Thru Oct	% Change	Total
Total	2024	165	182	256	164	215	165	214	171	151	176	-	-	1,859	-2%	1,859
	2023	255	209	275	151	202	176	162	142	158	167	180	177	1,897	▼	2,254
Civil	2024	16	24	30	28	24	24	24	32	27	29	-	-	258	26%	258
	2023	28	15	32	24	18	23	18	15	16	15	26	30	204	▲	260
Criminal	2024	53	81	140	42	120	74	117	71	67	76	-	-	841	4%	841
	2023	105	87	115	48	102	60	74	62	84	74	82	88	811	▲	981
Concealed Handgun Permits	2024	79	57	71	74	56	59	51	53	46	54	-	-	600	-20%	600
	2023	113	97	106	71	64	79	60	50	47	66	61	46	753	▼	860
Miscellaneous/Other	2024	8	15	15	19	15	6	22	15	10	16	-	-	141	10%	141
	2023	9	10	22	8	18	14	10	14	11	12	11	13	128	▲	152
Others	2024	9	5	-	1	-	2	-	-	1	1	-	-	19	1,800%	19
	2023	-	-	-	-	-	-	-	1	-	-	-	-	1	▲	1

Filings by Case Category																
Case Categories		Jan	Feb	Mar	Apr	May	Jun	Jul	Aug	Sep	Oct	Nov	Dec	Thru Oct	% Change	Total
Administrative Law	2024	-	-	-	-	-	-	-	-	-	1	-	-	1	1	1
	2023	-	-	-	-	-	-	-	-	-	-	-	-	-	0	↔
Capital Murder	2024	-	-	-	-	-	-	-	-	-	2	-	-	2	2	2
	2023	-	-	-	-	-	-	-	-	-	-	-	-	-	0	↔
Contested Divorce	2024	5	5	2	4	3	4	2	2	6	1	-	-	34	-3%	34
	2023	3	1	4	9	2	2	4	5	3	2	2	1	35	▼	38
Domestic and Family - Level 1	2024	1	3	5	4	-	7	6	7	-	4	-	-	37	54%	37
	2023	3	1	2	5	-	5	3	1	1	3	5	9	24	▲	38
Domestic and Family - Level 2	2024	1	-	1	-	-	1	3	1	-	2	-	-	9	50%	9
	2023	3	1	1	-	-	1	-	-	-	-	1	2	6	▲	9
Felonies and Related Matters	2024	32	37	74	29	83	47	83	43	50	42	-	-	520	4%	520
	2023	51	44	74	27	65	39	53	42	57	49	57	60	501	▲	618
General Civil - Level 1	2024	-	1	-	-	-	-	-	1	2	-	-	-	4	-20%	4
	2023	-	-	-	-	2	1	-	-	2	-	1	-	5	▼	6
General Civil - Level 2	2024	2	6	6	6	11	5	1	7	5	8	-	-	57	46%	57
	2023	5	4	6	1	6	6	3	1	3	4	5	8	39	▲	52
General Civil - Level 3	2024	4	-	1	4	2	3	2	7	7	8	-	-	38	9%	38
	2023	9	2	5	-	2	5	4	3	1	4	3	1	35	▲	39
Miscellaneous Civil	2024	86	72	86	92	71	64	73	66	55	69	-	-	734	-16%	734
	2023	122	106	127	79	78	92	70	64	57	75	71	59	870	▼	1,000
Misdemeanor	2024	17	36	61	10	31	27	31	24	12	19	-	-	268	-2%	268
	2023	49	40	38	17	34	19	16	14	24	22	23	22	273	▼	318
Other	2024	9	5	1	1	1	2	1	-	1	1	-	-	22	450%	22
	2023	2	-	-	-	1	-	-	1	-	-	-	1	4	▲	5
Other Criminally Related Matters	2024	4	8	6	7	6	-	5	4	6	13	-	-	59	51%	59
	2023	5	3	3	4	4	3	5	6	3	3	2	7	39	▲	48
Probates/Wills & Trusts - Level 1	2024	-	-	2	-	-	1	-	-	-	-	-	-	3	200%	3
	2023	-	1	-	-	-	-	-	-	-	-	-	-	1	▲	1
Probates/Wills & Trusts - Level 2	2024	1	3	1	1	-	1	1	-	2	2	-	-	12	140%	12
	2023	-	2	-	1	1	-	-	1	-	-	-	1	5	▲	6
Protective Orders	2024	-	1	-	1	-	-	-	-	-	-	-	-	2	2	2
	2023	-	-	-	-	-	-	-	-	-	-	-	3	0	↔	3
Uncontested Divorce	2024	3	5	10	5	7	3	6	9	5	4	-	-	57	-5%	57
	2023	3	4	15	8	7	3	4	4	7	5	10	3	60	▼	73

This report reflects the case management system. Numbers will update as reports are refreshed and posted. The case types reported may not necessitate judicial involvement.

Dashboard	Monthly Filings Summary	Jan --- Oct Filings				
<p>Court: Surry Circuit Start/End Date: Jan-23 / Oct-24 2023 Average Month: 31 Jan-Oct 2023: 296 Filings Trending: ▼</p> <p>Circuit/Court ID: 6 206181 Type of Case: Filings 2024 Average Month: 26 Jan-Oct 2024 : 256 Overall AVG. Month: 29</p>	<p>Jan 23 - Oct 24</p>	<table border="1" style="margin: auto;"> <tr> <td style="width: 50%; text-align: center;">256</td> <td style="width: 50%; text-align: center;">296</td> </tr> <tr> <td style="text-align: center;">2024</td> <td style="text-align: center;">2023</td> </tr> </table>	256	296	2024	2023
256	296					
2024	2023					

Filings by Division																
Divisions		Jan	Feb	Mar	Apr	May	Jun	Jul	Aug	Sep	Oct	Nov	Dec	Thru Oct	% Change	Total
Total	2024	16	18	30	29	24	18	27	25	56	13	-	-	256	-14%	256
	2023	37	22	33	39	27	27	22	26	22	41	23	54	296	▼	373
Civil	2024	1	2	6	4	2	3	1	2	2	2	-	-	25	-14%	25
	2023	3	-	3	6	3	3	2	3	3	3	1	2	29	▼	32
Criminal	2024	-	1	2	-	2	1	3	2	32	-	-	-	43	-40%	43
	2023	2	8	8	2	8	7	3	9	4	21	1	30	72	▼	103
Concealed Handgun Permits	2024	14	14	14	21	15	14	17	15	21	9	-	-	154	-3%	154
	2023	28	12	20	27	12	11	12	11	13	13	12	16	159	▼	187
Miscellaneous/ Other	2024	1	1	8	4	5	-	6	6	1	2	-	-	34	-6%	34
	2023	4	2	2	4	4	6	5	3	2	4	9	6	36	▼	51

Filings by Case Category																
Case Categories		Jan	Feb	Mar	Apr	May	Jun	Jul	Aug	Sep	Oct	Nov	Dec	Thru Oct	% Change	Total
Administrative Law	2024	-	-	-	1	-	-	-	-	-	-	-	-	1	1	1
	2023	-	-	-	-	-	-	-	-	-	-	-	-	0	↔	0
Contested Divorce	2024	-	-	-	-	-	1	-	1	-	-	-	-	2	100%	2
	2023	-	-	-	-	-	-	-	-	-	1	-	-	1	▲	1
Domestic and Family - Level 1	2024	-	-	-	-	1	1	-	1	-	-	-	-	3	-25%	3
	2023	-	-	2	-	-	-	-	1	-	-	-	1	4	▼	5
Domestic and Family - Level 2	2024	-	-	-	2	1	-	-	-	-	1	-	-	4	300%	4
	2023	-	-	-	-	-	1	-	-	-	-	-	-	1	▲	1
Felonies and Related Matters	2024	-	-	1	-	2	-	3	2	11	-	-	-	19	-59%	19
	2023	2	7	6	-	7	4	-	4	1	15	-	27	46	▼	73
General Civil - Level 2	2024	-	2	4	1	1	-	-	-	-	-	-	-	8	0%	8
	2023	1	-	1	4	-	1	1	-	-	-	-	1	8	↔	9
General Civil - Level 3	2024	-	-	4	1	-	-	-	-	1	-	-	-	6	-14%	6
	2023	1	-	2	1	1	1	-	1	-	-	1	1	7	▼	9
Miscellaneous Civil	2024	15	15	18	23	19	14	23	21	22	11	-	-	181	-5%	181
	2023	31	14	22	29	15	17	17	13	15	17	20	22	190	▼	232
Misdemeanor	2024	-	-	1	-	-	1	-	-	21	-	-	-	23	-4%	23
	2023	-	1	2	1	1	3	3	4	3	6	1	2	24	▼	27
Other	2024	-	-	-	1	-	-	-	-	-	-	-	-	1	0%	1
	2023	-	-	-	1	-	-	-	-	-	-	-	-	1	↔	1
Other Criminally Related Matters	2024	-	1	-	-	-	-	-	-	-	-	-	-	1	-50%	1
	2023	-	-	-	1	-	-	-	1	-	-	-	1	2	▼	3
Probates/Wills & Trusts - Level 2	2024	-	-	-	-	-	1	-	-	-	-	-	-	1	0%	1
	2023	1	-	-	-	-	-	-	-	-	-	-	-	1	↔	1
Protective Orders	2024	-	-	-	-	-	-	-	-	-	-	-	-	0	-100%	0
	2023	-	-	-	-	-	-	-	1	-	-	-	-	1	▼	1
Uncontested Divorce	2024	1	-	2	-	-	-	1	-	1	1	-	-	6	-40%	6
	2023	1	-	-	1	3	-	1	1	3	-	-	-	10	▼	10

This report reflects the case management system. Numbers will update as reports are refreshed and posted. The case types reported may not necessitate judicial involvement.

Dashboard		Monthly Filings Summary		Jan --- Oct Filings					
<p>Court: Sussex Circuit Start/End Date: Jan-23 / Oct-24 2023 Average Month: 62 Jan-Oct 2023: 635 Filings Trending: ▼</p>	<p>Circuit/Court ID: 6 206183 Type of Case: Filings 2024 Average Month: 61 Jan-Oct 2024 : 609 Overall AVG. Month: 61</p>	<p style="text-align: center; font-weight: bold; font-size: 1.2em;">Jan 23 - Oct 24</p>		<table border="1" style="margin: auto; border-collapse: collapse;"> <tr> <td style="width: 50%; text-align: center; font-size: 1.5em; font-weight: bold;">609</td> <td style="width: 50%; text-align: center; font-size: 1.5em; font-weight: bold;">635</td> </tr> <tr> <td style="text-align: center; font-weight: bold;">2024</td> <td style="text-align: center; font-weight: bold;">2023</td> </tr> </table>		609	635	2024	2023
609	635								
2024	2023								

Filings by Division																
Divisions		Jan	Feb	Mar	Apr	May	Jun	Jul	Aug	Sep	Oct	Nov	Dec	Thru Oct	% Change	Total
Total	2024	44	54	59	63	78	73	52	47	57	82	-	-	609	-4%	609
	2023	70	73	67	85	66	58	45	75	37	59	39	68	635	▼	742
Civil	2024	4	1	7	5	4	6	13	3	10	6	-	-	59	18%	59
	2023	4	1	6	8	12	3	3	2	4	7	1	4	50	▲	55
Criminal	2024	21	29	21	29	52	37	23	27	23	52	-	-	314	-12%	314
	2023	31	50	32	56	28	34	27	48	17	32	5	38	355	▼	398
Concealed Handgun Permits	2024	16	18	16	20	17	13	10	11	18	16	-	-	155	-11%	155
	2023	26	18	22	15	21	16	9	20	11	16	26	19	174	▼	219
Miscellaneous/ Other	2024	3	6	15	9	5	17	5	6	6	8	-	-	80	43%	80
	2023	9	4	7	6	5	5	6	5	5	4	7	7	56	▲	70
Others	2024	-	-	-	-	-	-	1	-	-	-	-	-	1	1	1
	2023	-	-	-	-	-	-	-	-	-	-	-	-	0	↔	0

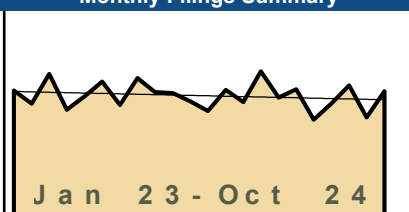
Filings by Case Category																
Case Categories		Jan	Feb	Mar	Apr	May	Jun	Jul	Aug	Sep	Oct	Nov	Dec	Thru Oct	% Change	Total
Administrative Law	2024	-	-	-	-	-	-	-	-	-	-	-	-	0	-100%	0
	2023	-	-	-	-	-	-	-	1	-	-	-	-	1	▼	1
Capital Murder	2024	-	-	-	-	-	-	-	-	1	-	-	-	1	1	1
	2023	-	-	-	-	-	-	-	-	-	-	-	-	0	↔	0
Contested Divorce	2024	-	-	-	1	-	-	-	-	-	-	-	-	1	-83%	1
	2023	-	-	1	1	-	-	2	-	-	2	-	1	6	▼	7
Domestic and Family - Level 1	2024	-	-	-	-	-	-	-	-	8	-	-	-	8	33%	8
	2023	1	-	-	-	-	-	-	-	2	3	-	-	6	▲	6
Domestic and Family - Level 2	2024	-	-	-	-	-	-	-	-	-	-	-	-	0	-100%	0
	2023	-	-	-	-	2	-	-	-	-	-	-	-	2	▼	2
Felonies and Related Matters	2024	18	13	14	16	48	15	22	8	16	16	-	-	186	-24%	186
	2023	26	26	21	43	18	19	25	35	13	20	3	17	246	▼	266
General Civil - Level 1	2024	-	-	-	-	-	1	-	-	-	-	-	-	1	0%	1
	2023	-	-	-	-	-	-	-	1	-	-	-	-	1	↔	1
General Civil - Level 2	2024	-	1	5	1	-	12	9	1	3	5	-	-	37	95%	37
	2023	1	-	4	4	4	3	1	-	-	2	-	-	19	▲	19
General Civil - Level 3	2024	1	1	2	1	5	7	3	1	-	1	-	-	22	214%	22
	2023	2	-	-	2	-	-	1	1	1	-	1	1	7	▲	9
Miscellaneous Civil	2024	19	23	28	28	19	14	13	16	22	22	-	-	204	-8%	204
	2023	34	22	29	19	26	20	13	24	16	18	33	25	221	▼	279
Misdemeanor	2024	3	7	4	3	2	12	1	14	6	25	-	-	77	-1%	77
	2023	3	15	11	14	6	13	1	7	3	5	1	16	78	▼	95
Other	2024	-	-	-	1	-	1	1	-	-	-	-	-	3	50%	3
	2023	-	1	-	-	1	-	-	-	-	-	-	-	2	▲	2
Other Criminally Related Matters	2024	-	9	3	10	2	10	-	5	-	11	-	-	50	56%	50
	2023	2	9	-	-	4	2	1	6	1	7	1	5	32	▲	38
Probates/Wills & Trusts - Level 2	2024	-	-	-	-	-	-	-	-	-	-	-	-	0	-100%	0
	2023	-	-	-	-	-	-	1	-	-	-	-	1	1	▼	2
Uncontested Divorce	2024	3	-	3	2	2	1	3	2	1	2	-	-	19	46%	19
	2023	1	-	1	2	5	1	-	-	1	2	-	2	13	▲	15

Dashboard		Monthly Filings Summary		Jan --- Oct Filings							
<p>Court: Hopewell Circuit Start/End Date: Jan-23 / Oct-24 2023 Average Month: 129 Jan-Oct 2023: 1,263 Filings Trending: ▲</p>	<p>Circuit/Court ID: 6 206670 Type of Case: Filings 2024 Average Month: 133 Jan-Oct 2024 : 1,325 Overall AVG. Month: 131</p>	<p style="text-align: center; font-weight: bold; color: white; background-color: black; padding: 2px;">Jan 23 - Oct 24</p>		<table style="margin: auto;"> <tr> <td style="text-align: center; width: 50px;">1,325</td> <td style="text-align: center; width: 50px;">1,263</td> </tr> <tr> <td style="text-align: center; width: 50px;"></td> <td style="text-align: center; width: 50px;"></td> </tr> <tr> <td style="text-align: center; width: 50px;">2024</td> <td style="text-align: center; width: 50px;">2023</td> </tr> </table>		1,325	1,263			2024	2023
1,325	1,263										
2024	2023										

Filings by Division																
Divisions		Jan	Feb	Mar	Apr	May	Jun	Jul	Aug	Sep	Oct	Nov	Dec	Thru Oct	% Change	Total
Total	2024	127	176	132	108	154	146	141	136	105	100	-	-	1,325	5%	1,325
	2023	103	111	160	131	116	147	102	134	120	139	126	159	1,263	▲	1,548
Civil	2024	23	20	12	14	24	12	12	8	11	12	-	-	148	-16%	148
	2023	10	20	14	14	30	14	15	30	21	8	21	18	176	▼	215
Criminal	2024	57	105	71	57	84	103	96	78	60	50	-	-	761	11%	761
	2023	45	40	90	65	50	100	65	62	72	95	84	113	684	▲	881
Concealed Handgun Permits	2024	43	36	37	23	32	16	21	29	22	25	-	-	284	-3%	284
	2023	37	36	34	45	30	21	14	28	22	25	15	21	292	▼	328
Miscellaneous/ Other	2024	4	15	12	14	14	14	12	21	12	12	-	-	130	19%	130
	2023	10	15	22	7	5	12	8	14	5	11	6	6	109	▲	121
Others	2024	-	-	-	-	-	1	-	-	-	1	-	-	2	0%	2
	2023	1	-	-	-	-	1	-	-	-	-	-	-	2	↔	3

Filings by Case Category																
Case Categories		Jan	Feb	Mar	Apr	May	Jun	Jul	Aug	Sep	Oct	Nov	Dec	Thru Oct	% Change	Total
Capital Murder	2024	1	-	-	-	-	1	-	-	-	-	-	-	2	2	2
	2023	-	-	-	-	-	-	-	-	-	-	-	-	-	0	↔
Contested Divorce	2024	1	3	3	-	-	4	3	-	2	1	-	-	17	13%	17
	2023	1	-	-	2	3	-	1	6	2	-	1	-	15	▲	16
Domestic and Family - Level 1	2024	3	-	1	-	11	-	-	-	1	1	-	-	17	-50%	17
	2023	3	-	1	2	9	3	5	7	4	-	4	2	34	▼	40
Domestic and Family - Level 2	2024	-	2	-	2	-	-	-	-	-	-	-	-	4	-73%	4
	2023	1	2	2	3	-	2	2	1	2	-	4	1	15	▼	20
Felonies and Related Matters	2024	36	63	39	34	51	85	54	42	38	35	-	-	477	-1%	477
	2023	34	33	67	52	27	58	39	48	52	70	64	65	480	▼	609
General Civil - Level 1	2024	-	1	1	-	-	-	-	-	-	-	-	-	2	-60%	2
	2023	-	1	-	-	1	1	-	1	1	-	-	-	5	▼	5
General Civil - Level 2	2024	5	5	2	3	4	1	5	2	3	2	-	-	32	14%	32
	2023	2	6	2	1	4	1	3	3	3	3	2	2	28	▲	32
General Civil - Level 3	2024	10	6	2	3	2	2	3	-	6	1	-	-	35	21%	35
	2023	1	3	4	1	6	-	2	4	5	3	7	6	29	▲	42
Miscellaneous Civil	2024	47	51	49	37	46	30	32	50	33	37	-	-	412	5%	412
	2023	47	50	54	52	35	33	22	42	26	33	20	27	394	▲	441
Misdemeanor	2024	19	41	22	22	31	17	40	37	22	17	-	-	268	47%	268
	2023	11	6	20	10	22	42	21	10	17	23	18	48	182	▲	248
Other	2024	1	1	2	-	-	1	-	1	-	1	-	-	7	-22%	7
	2023	2	3	-	-	2	1	-	1	-	-	-	1	9	▼	10
Other Criminally Related Matters	2024	2	2	10	1	2	-	2	-	-	-	-	-	19	-14%	19
	2023	-	1	3	3	1	-	5	4	3	2	2	5	22	▼	29
Probates/Wills & Trusts - Level 2	2024	1	-	-	2	1	1	-	-	-	1	-	-	6	50%	6
	2023	1	-	-	-	1	-	1	-	-	1	-	-	4	▲	4
Protective Orders	2024	-	-	-	2	-	-	-	1	-	-	-	-	3	-63%	3
	2023	-	2	1	-	1	-	-	1	1	2	-	-	8	▼	8
Uncontested Divorce	2024	1	1	1	2	6	4	2	3	-	4	-	-	24	-37%	24
	2023	-	4	6	5	4	6	6	1	6	4	2	4	2	38	▼

This report reflects the case management system. Numbers will update as reports are refreshed and posted. The case types reported may not necessitate judicial involvement.

Dashboard	Monthly Filings Summary	Jan --- Oct Filings
<p>Court: Newport News Circuit Start/End Date: Jan-23 / Oct-24 2023 Average Month: 921 Jan-Oct 2023: 9,384 Filings Trending: ▼</p>	<p>Circuit/Court ID: 7 207700 Type of Case: Filings 2024 Average Month: 906 Jan-Oct 2024 : 9,056 Overall AVG. Month: 914</p>	 <p style="text-align: center;">Jan 23 - Oct 24</p>
		<div style="display: flex; justify-content: space-around;"> <div style="text-align: center;"> <p>9,056</p> <div style="width: 40px; height: 40px; background-color: #f0e68c; margin: 0 auto;"></div> <p>2024</p> </div> <div style="text-align: center;"> <p>9,384</p> <div style="width: 40px; height: 40px; background-color: #f0e68c; margin: 0 auto;"></div> <p>2023</p> </div> </div>

Filings by Division																
Divisions		Jan	Feb	Mar	Apr	May	Jun	Jul	Aug	Sep	Oct	Nov	Dec	Thru Oct	% Change	Total
Total	2024	958	864	1,098	899	961	732	855	992	749	948	-	-	9,056	-3%	9,056
	2023	953	852	1,078	807	908	1,021	844	1,048	941	932	870	796	9,384	▼	11,050
Civil	2024	164	108	163	121	124	137	171	156	117	134	-	-	1,395	-5%	1,395
	2023	125	119	179	153	133	184	132	153	128	161	116	96	1,467	▼	1,679
Criminal	2024	357	356	412	326	512	310	316	363	344	443	-	-	3,739	2%	3,739
	2023	405	335	371	263	374	393	360	415	382	360	365	379	3,658	▲	4,402
Concealed Handgun Permits	2024	225	210	204	233	212	165	200	186	184	203	-	-	2,022	-6%	2,022
	2023	270	238	287	226	184	200	168	205	189	176	158	156	2,143	▼	2,457
Miscellaneous/ Other	2024	208	190	315	217	113	118	168	287	104	167	-	-	1,887	-10%	1,887
	2023	151	160	239	165	216	243	183	275	240	234	229	165	2,106	▼	2,500
Others	2024	4	-	4	2	-	2	-	-	-	1	-	-	13	30%	13
	2023	2	-	2	-	1	1	1	-	2	1	2	-	10	▲	12

Filings by Case Category																
Case Categories		Jan	Feb	Mar	Apr	May	Jun	Jul	Aug	Sep	Oct	Nov	Dec	Thru Oct	% Change	Total
Administrative Law	2024	1	-	-	1	-	-	1	-	1	-	-	-	4	-20%	4
	2023	1	-	-	1	1	-	1	-	-	1	-	-	5	▼	5
Capital Murder	2024	-	-	-	-	-	-	-	-	-	1	-	-	1	0%	1
	2023	1	-	-	-	-	-	-	-	-	-	-	-	1	↔	1
Contested Divorce	2024	16	13	26	17	9	9	15	14	14	14	-	-	147	-4%	147
	2023	10	18	23	13	19	13	14	13	13	17	11	11	153	▼	175
Domestic and Family - Level 1	2024	33	3	14	6	10	19	22	18	7	9	-	-	141	-39%	141
	2023	14	17	35	19	19	36	22	11	18	40	11	4	231	▼	246
Domestic and Family - Level 2	2024	4	5	6	2	6	7	7	10	4	7	-	-	58	-28%	58
	2023	9	8	4	7	6	12	12	11	1	11	6	3	81	▼	90
Felonies and Related Matters	2024	176	156	237	149	215	142	150	129	167	205	-	-	1,726	-6%	1,726
	2023	215	185	204	137	171	176	190	199	187	163	173	190	1,827	▼	2,190
General Civil - Level 1	2024	3	2	4	2	7	4	4	3	1	4	-	-	34	-21%	34
	2023	3	8	5	4	2	4	1	6	3	7	2	-	43	▼	45
General Civil - Level 2	2024	45	34	47	33	39	32	63	50	22	43	-	-	408	24%	408
	2023	21	28	31	37	21	42	35	36	43	34	29	24	328	▲	381
General Civil - Level 3	2024	41	18	44	47	18	31	31	22	21	23	-	-	296	1%	296
	2023	32	28	38	34	31	30	18	17	37	28	34	32	293	▲	359
Miscellaneous Civil	2024	359	348	435	378	301	219	294	409	260	334	-	-	3,337	-3%	3,337
	2023	342	337	407	330	325	358	293	406	335	316	307	281	3,449	▼	4,037
Misdemeanor	2024	88	91	129	94	131	98	80	135	70	107	-	-	1,023	9%	1,023
	2023	119	87	110	68	103	79	73	118	92	92	101	97	941	▲	1,139
Other	2024	63	44	53	46	24	49	69	62	21	19	-	-	450	-30%	450
	2023	66	43	97	41	64	67	47	71	70	75	66	21	641	▼	728
Other Criminally Related Matters	2024	93	118	52	83	166	70	87	104	119	133	-	-	1,025	8%	1,025
	2023	87	64	59	66	101	143	100	112	112	108	92	92	952	▲	1,136
Probates/Wills & Trusts - Level 1	2024	-	2	2	-	-	2	-	-	-	1	-	-	7	-22%	7
	2023	1	-	-	-	-	1	2	1	2	2	-	-	9	▼	9
Probates/Wills & Trusts - Level 2	2024	6	4	8	9	10	6	8	5	7	9	-	-	72	22%	72
	2023	-	2	13	8	5	12	5	6	4	4	5	9	59	▲	73
Protective Orders	2024	-	-	2	-	-	-	-	-	-	-	-	-	2	2	2
	2023	-	-	-	-	-	-	-	-	-	-	-	-	0	↔	0
Uncontested Divorce	2024	30	26	39	32	25	44	24	31	35	39	-	-	325	-12%	325
	2023	32	27	52	42	40	48	31	41	24	34	33	32	371	▼	436

This report reflects the case management system. Numbers will update as reports are refreshed and posted. The case types reported may not necessitate judicial involvement.

CPSS-CCMS-10.01 CASELOAD STATISTICS OF THE CIRCUIT COURTS

Hampton

January 2023 -- October 2024 Filings

Alexandria and Fairfax Circuit are not Included in State Totals.

Dashboard	Monthly Filings Summary	Jan --- Oct Filings				
<p>Court: Hampton Circuit Start/End Date: Jan-23 / Oct-24 2023 Average Month: 713 Jan-Oct 2023: 7,396 Filings Trending: ↔</p> <p>Circuit/Court ID: 8 208650 Type of Case: Filings 2024 Average Month: 755 Jan-Oct 2024 : 7,549 Overall AVG. Month: 732</p>	<p>Jan 23 - Oct 24</p>	<table border="1" style="margin: auto;"> <tr> <td style="width: 50px; height: 50px; background-color: #f0e68c; text-align: center; font-weight: bold;">7,549</td> <td style="width: 50px; height: 50px; background-color: #f0e68c; text-align: center; font-weight: bold;">7,396</td> </tr> <tr> <td style="text-align: center; font-size: small;">2024</td> <td style="text-align: center; font-size: small;">2023</td> </tr> </table>	7,549	7,396	2024	2023
7,549	7,396					
2024	2023					

Filings by Division																
Divisions		Jan	Feb	Mar	Apr	May	Jun	Jul	Aug	Sep	Oct	Nov	Dec	Thru Oct	% Change	Total
Total	2024	714	705	848	764	820	687	744	738	720	809	-	-	7,549	2%	7,549
	2023	625	631	921	664	816	707	756	776	697	803	632	533	7,396	▲	8,561
Civil	2024	109	110	117	120	185	139	132	121	177	114	-	-	1,324	3%	1,324
	2023	106	109	181	117	159	107	112	166	127	107	120	98	1,291	▲	1,509
Criminal	2024	291	293	384	341	346	300	337	328	299	401	-	-	3,320	8%	3,320
	2023	208	212	354	246	302	336	350	297	325	434	288	231	3,064	▲	3,583
Concealed Handgun Permits	2024	202	185	209	175	152	132	156	170	145	182	-	-	1,708	-5%	1,708
	2023	227	188	238	185	192	137	176	176	141	141	141	110	1,801	▼	2,052
Miscellaneous/ Other	2024	112	116	138	128	137	116	118	119	99	112	-	-	1,195	-3%	1,195
	2023	84	121	147	116	163	126	118	135	103	120	82	94	1,233	▼	1,409
Others	2024	-	1	-	-	-	-	1	-	-	-	-	-	2	-71%	2
	2023	-	1	1	-	-	1	-	2	1	1	1	-	7	▼	8

Filings by Case Category																
Case Categories		Jan	Feb	Mar	Apr	May	Jun	Jul	Aug	Sep	Oct	Nov	Dec	Thru Oct	% Change	Total
Administrative Law	2024	-	-	-	2	1	-	1	-	1	-	-	-	5	67%	5
	2023	1	-	-	1	-	-	-	-	-	-	1	1	3	▲	4
Capital Murder	2024	1	-	1	-	-	-	1	2	2	1	-	-	8	700%	8
	2023	-	-	-	-	-	-	-	-	1	-	-	-	1	▲	1
Contested Divorce	2024	10	17	14	14	13	15	11	9	11	8	-	-	122	-19%	122
	2023	8	12	17	18	18	10	12	25	15	16	11	3	151	▼	165
Domestic and Family - Level 1	2024	24	18	16	13	53	20	21	9	18	12	-	-	204	50%	204
	2023	12	4	25	18	12	17	4	9	25	10	20	9	136	▲	165
Domestic and Family - Level 2	2024	3	2	2	3	4	1	6	1	2	3	-	-	27	-18%	27
	2023	3	1	7	-	-	6	5	5	4	2	2	2	33	▼	37
Felonies and Related Matters	2024	133	130	132	169	155	122	163	127	141	230	-	-	1,502	12%	1,502
	2023	112	80	186	119	144	122	170	128	148	138	128	92	1,347	▲	1,567
General Civil - Level 1	2024	-	-	1	2	2	-	3	1	2	1	-	-	12	33%	12
	2023	1	1	1	1	2	1	-	1	-	1	1	-	9	▲	10
General Civil - Level 2	2024	24	20	26	30	41	37	20	20	16	30	-	-	264	-7%	264
	2023	39	22	38	26	29	21	25	33	29	23	28	24	285	▼	337
General Civil - Level 3	2024	12	11	13	13	24	15	16	17	22	13	-	-	156	-31%	156
	2023	13	25	23	21	36	14	18	38	17	21	10	17	226	▼	253
Miscellaneous Civil	2024	252	232	278	234	218	190	227	224	196	242	-	-	2,293	-5%	2,293
	2023	267	239	299	246	297	196	231	244	190	199	190	151	2,408	▼	2,749
Misdemeanor	2024	93	80	158	89	98	76	92	87	78	100	-	-	951	10%	951
	2023	52	88	94	77	74	83	74	101	93	129	112	53	865	▲	1,030
Other	2024	57	72	68	72	73	59	48	63	50	53	-	-	615	-1%	615
	2023	41	70	84	58	59	66	60	69	53	61	42	53	621	▼	716
Other Criminally Related Matters	2024	82	87	102	84	99	116	94	141	146	86	-	-	1,037	8%	1,037
	2023	47	57	95	53	100	135	128	85	90	174	50	93	964	▲	1,107
Probates/Wills & Trusts - Level 1	2024	1	-	-	-	1	-	-	2	2	-	-	-	6	20%	6
	2023	-	-	-	1	2	-	-	-	1	1	1	1	5	▲	7
Probates/Wills & Trusts - Level 2	2024	3	4	4	7	9	2	7	6	5	4	-	-	51	-16%	51
	2023	6	4	4	5	9	7	2	13	4	7	8	5	61	▼	74
Protective Orders	2024	-	-	-	-	-	2	-	-	-	-	-	-	2	2	2
	2023	-	-	-	-	-	-	-	-	-	-	-	1	0	↔	1
Uncontested Divorce	2024	19	32	33	32	29	32	34	29	28	26	-	-	294	5%	294
	2023	23	28	48	20	34	29	27	25	27	20	29	28	281	▲	338


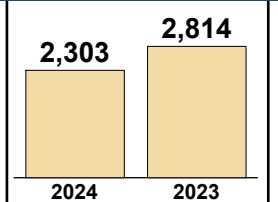
This report reflects the case management system. Numbers will update as reports are refreshed and posted. The case types reported may not necessitate judicial involvement.

Dashboard		Monthly Filings Summary		Jan --- Oct Filings	
Court: Charles City Circuit	Circuit/Court ID: 9 209036				
Start/End Date: Jan-23 / Oct-24	Type of Case: Filings				
2023 Average Month: 33	2024 Average Month: 29				
Jan-Oct 2023: 315	Jan-Oct 2024 : 292				
Filings Trending: ▼	Overall AVG. Month: 31				

Filings by Division																
Divisions		Jan	Feb	Mar	Apr	May	Jun	Jul	Aug	Sep	Oct	Nov	Dec	Thru Oct	% Change	Total
Total	2024	37	29	29	31	25	36	25	24	23	33	-	-	292	-7%	292
	2023	32	36	43	35	33	37	23	22	22	32	35	40	315	▼	390
Civil	2024	6	2	5	1	3	1	2	5	1	2	-	-	28	-18%	28
	2023	2	1	5	4	6	4	4	2	2	4	4	7	34	▼	45
Criminal	2024	2	3	4	6	9	19	8	3	10	-	-	-	64	-7%	64
	2023	5	4	5	14	6	18	4	5	4	4	7	7	69	▼	83
Concealed Handgun Permits	2024	23	15	12	20	5	11	11	9	8	23	-	-	137	-11%	137
	2023	21	25	24	15	15	10	12	9	7	16	9	15	154	▼	178
Miscellaneous/ Other	2024	6	9	8	4	8	5	4	7	4	8	-	-	63	9%	63
	2023	4	6	9	2	6	5	3	6	9	8	15	11	58	▲	84

Filings by Case Category																
Case Categories		Jan	Feb	Mar	Apr	May	Jun	Jul	Aug	Sep	Oct	Nov	Dec	Thru Oct	% Change	Total
Administrative Law	2024	-	-	-	-	-	-	-	-	-	-	-	-	0	-100%	0
	2023	-	-	-	-	-	-	-	1	-	1	-	-	2	▼	2
Capital Murder	2024	-	-	-	-	-	-	-	-	-	-	-	-	0	-100%	0
	2023	-	-	-	-	-	1	-	-	-	-	-	-	1	▼	1
Contested Divorce	2024	1	-	-	1	-	-	-	1	-	-	-	-	3	-25%	3
	2023	-	-	1	-	1	-	-	1	1	-	-	-	4	▼	4
Domestic and Family - Level 1	2024	-	-	-	-	1	-	-	-	-	1	-	-	2	0%	2
	2023	-	-	-	1	-	-	-	-	-	1	-	-	2	↔	2
Domestic and Family - Level 2	2024	-	-	-	-	1	-	-	-	-	-	-	-	1	-50%	1
	2023	-	-	1	1	-	-	-	-	-	-	-	1	2	▼	3
Felonies and Related Matters	2024	-	2	2	1	5	3	5	2	2	-	-	-	22	-61%	22
	2023	3	4	5	13	3	17	3	2	4	2	1	4	56	▼	61
General Civil - Level 1	2024	1	-	-	-	-	-	-	-	-	-	-	-	1	0%	1
	2023	-	-	-	-	1	-	-	-	-	-	-	-	1	↔	1
General Civil - Level 2	2024	4	1	-	-	1	-	1	2	1	-	-	-	10	-29%	10
	2023	1	1	1	1	3	2	3	-	1	1	-	3	14	▼	17
General Civil - Level 3	2024	-	-	2	-	-	-	-	2	-	-	-	-	4	33%	4
	2023	-	1	-	-	-	-	1	-	-	1	-	1	3	▲	4
Miscellaneous Civil	2024	28	18	15	24	10	13	13	15	12	28	-	-	176	-8%	176
	2023	25	29	33	16	20	12	14	12	13	18	24	18	192	▼	234
Misdemeanor	2024	2	1	1	3	2	-	3	1	8	-	-	-	21	110%	21
	2023	1	-	-	1	2	-	1	3	-	2	2	3	10	▲	15
Other	2024	1	6	4	-	2	4	3	-	-	3	-	-	23	28%	23
	2023	-	1	-	1	1	3	1	3	2	6	-	8	18	▲	26
Other Criminally Related Matters	2024	-	-	4	2	2	16	-	-	-	-	-	-	24	1,100%	24
	2023	1	-	-	-	1	-	-	-	-	-	4	-	2	▲	6
Probates/Wills & Trusts - Level 2	2024	-	1	1	-	-	-	-	-	-	-	-	-	2	100%	2
	2023	1	-	-	-	-	-	-	-	-	-	-	-	1	▲	1
Uncontested Divorce	2024	-	-	-	-	1	-	-	1	-	1	-	-	3	-57%	3
	2023	-	-	2	1	1	2	-	-	1	-	4	2	7	▼	13

This report reflects the case management system. Numbers will update as reports are refreshed and posted. The case types reported may not necessitate judicial involvement.

Dashboard		Monthly Filings Summary		Jan --- Oct Filings	
<p>Court: Gloucester Circuit Start/End Date: Jan-23 / Oct-24 2023 Average Month: 273 Jan-Oct 2023: 2,814 Filings Trending: ▼</p>	<p>Circuit/Court ID: 9 209073 Type of Case: Filings 2024 Average Month: 230 Jan-Oct 2024 : 2,303 Overall AVG. Month: 254</p>				

Filings by Division																
Divisions		Jan	Feb	Mar	Apr	May	Jun	Jul	Aug	Sep	Oct	Nov	Dec	Thru Oct	% Change	Total
Total	2024	256	216	245	232	236	184	285	188	233	228	-	-	2,303	-18%	2,303
	2023	419	233	392	229	311	240	251	232	262	245	253	208	2,814	▼	3,275
Civil	2024	24	35	32	47	44	24	34	28	44	34	-	-	346	14%	346
	2023	31	27	32	28	25	28	16	47	39	31	29	39	304	▲	372
Criminal	2024	87	63	63	80	72	56	106	61	84	50	-	-	722	-24%	722
	2023	188	47	126	51	161	56	99	52	90	80	102	52	950	▼	1,104
Concealed Handgun Permits	2024	81	69	97	67	65	57	82	61	54	90	-	-	723	-19%	723
	2023	119	93	144	91	79	94	72	62	79	58	62	80	891	▼	1,033
Miscellaneous/Other	2024	62	49	52	37	54	44	63	35	48	54	-	-	498	-26%	498
	2023	81	66	90	59	46	62	64	71	54	76	60	37	669	▼	766
Others	2024	2	-	1	1	1	3	-	3	3	-	-	-	14	14	14
	2023	-	-	-	-	-	-	-	-	-	-	-	-	0	↔	0

Filings by Case Category																
Case Categories		Jan	Feb	Mar	Apr	May	Jun	Jul	Aug	Sep	Oct	Nov	Dec	Thru Oct	% Change	Total
Administrative Law	2024	-	-	-	1	-	-	-	-	-	-	-	-	1	1	1
	2023	-	-	-	-	-	-	-	-	-	-	-	-	-	0	↔
Contested Divorce	2024	3	5	3	5	6	4	4	2	5	6	-	-	43	48%	43
	2023	5	5	2	3	3	-	2	5	2	2	5	5	29	▲	39
Domestic and Family - Level 1	2024	2	2	4	10	14	1	4	1	6	6	-	-	50	43%	50
	2023	1	2	6	4	-	4	4	5	2	7	2	10	35	▲	47
Domestic and Family - Level 2	2024	2	2	2	6	4	3	4	3	3	4	-	-	33	32%	33
	2023	2	1	2	-	3	1	-	6	6	4	1	3	25	▲	29
Felonies and Related Matters	2024	57	42	49	40	53	33	79	22	64	42	-	-	481	-30%	481
	2023	153	38	95	24	133	28	64	35	67	48	76	34	685	▼	795
General Civil - Level 1	2024	-	-	-	-	-	1	1	1	1	-	-	-	4	0%	4
	2023	-	-	-	1	2	-	-	-	-	1	1	-	4	↔	5
General Civil - Level 2	2024	1	8	4	5	7	1	3	5	6	10	-	-	50	0%	50
	2023	4	3	5	4	4	6	1	7	11	5	2	6	50	↔	58
General Civil - Level 3	2024	3	3	4	3	3	2	4	4	6	2	-	-	34	-6%	34
	2023	4	4	5	3	1	3	-	11	4	1	6	7	36	▼	49
Miscellaneous Civil	2024	100	85	117	80	80	71	102	78	74	112	-	-	899	-18%	899
	2023	144	114	182	106	90	110	88	83	94	81	92	93	1,092	▼	1,277
Misdemeanor	2024	24	17	12	34	14	20	14	19	18	6	-	-	178	-24%	178
	2023	30	8	26	25	26	25	35	13	19	26	22	17	233	▼	272
Other	2024	43	31	29	26	35	33	41	18	30	28	-	-	314	-34%	314
	2023	60	47	50	46	37	47	49	48	39	52	31	23	475	▼	529
Other Criminally Related Matters	2024	6	5	2	7	5	3	13	21	3	2	-	-	67	76%	67
	2023	5	2	8	2	2	3	-	4	6	6	4	1	38	▲	43
Probates/Wills & Trusts - Level 1	2024	-	1	2	-	-	-	-	-	-	-	-	-	3	0%	3
	2023	-	-	-	2	-	-	1	-	-	-	-	-	3	↔	3
Probates/Wills & Trusts - Level 2	2024	2	2	2	3	2	-	1	1	1	1	-	-	15	15%	15
	2023	-	1	1	1	1	1	1	1	2	4	2	1	13	▲	16
Protective Orders	2024	1	-	-	-	-	1	-	1	2	-	-	-	5	5	5
	2023	-	-	-	-	-	-	-	-	-	-	-	-	0	↔	0
Uncontested Divorce	2024	12	13	15	12	13	11	15	12	14	9	-	-	126	31%	126
	2023	11	8	10	8	9	12	6	14	10	8	9	8	96	▲	113


This report reflects the case management system. Numbers will update as reports are refreshed and posted. The case types reported may not necessitate judicial involvement.

CPSS-CCMS-10.01 CASELOAD STATISTICS OF THE CIRCUIT COURTS

King & Queen

January 2023 -- October 2024 Filings

Alexandria and Fairfax Circuit are not Included in State Totals.

Dashboard		Monthly Filings Summary		Jan --- Oct Filings					
<p>Court: King & Queen Circuit Start/End Date: Jan-23 / Oct-24 2023 Average Month: 36 Jan-Oct 2023: 352 Filings Trending: ▲</p>	<p>Circuit/Court ID: 9 209097 Type of Case: Filings 2024 Average Month:40 Jan-Oct 2024 : 397 Overall AVG. Month: 38</p>	 <p>Jan 23 - Oct 24</p>		<table border="1" style="margin: auto;"> <tr> <td style="text-align: center; width: 50px;">397</td> <td style="text-align: center; width: 50px;">352</td> </tr> <tr> <td style="text-align: center;">2024</td> <td style="text-align: center;">2023</td> </tr> </table>		397	352	2024	2023
397	352								
2024	2023								

Filings by Division																
Divisions		Jan	Feb	Mar	Apr	May	Jun	Jul	Aug	Sep	Oct	Nov	Dec	Thru Oct	% Change	Total
Total	2024	46	35	34	48	33	39	41	35	27	59	-	-	397	13%	397
	2023	45	36	48	33	40	36	28	38	24	24	40	41	352	▲	433
Civil	2024	3	6	4	5	3	8	11	8	3	3	-	-	54	26%	54
	2023	1	7	4	5	4	2	4	6	6	4	4	1	43	▲	48
Criminal	2024	8	11	5	18	7	19	11	12	13	18	-	-	122	13%	122
	2023	10	9	18	12	8	17	6	16	8	4	11	15	108	▲	134
Concealed Handgun Permits	2024	20	14	17	14	16	6	9	9	9	26	-	-	140	-9%	140
	2023	24	15	24	11	18	13	13	13	9	14	20	20	154	▼	194
Miscellaneous/ Other	2024	13	4	3	7	7	5	9	5	1	12	-	-	66	43%	66
	2023	9	5	2	5	10	4	5	3	1	2	5	5	46	▲	56
Others	2024	2	-	5	4	-	1	1	1	1	-	-	-	15	1,400%	15
	2023	1	-	-	-	-	-	-	-	-	-	-	-	1	▲	1

Filings by Case Category																
Case Categories		Jan	Feb	Mar	Apr	May	Jun	Jul	Aug	Sep	Oct	Nov	Dec	Thru Oct	% Change	Total
Administrative Law	2024	-	-	-	-	-	-	-	-	-	-	-	-	0	-100%	0
	2023	-	-	-	1	-	-	-	-	-	-	-	-	-	1	▼
Contested Divorce	2024	-	1	-	-	2	-	2	-	-	-	-	-	5	150%	5
	2023	-	-	-	-	-	-	2	-	-	-	1	-	2	▲	3
Domestic and Family - Level 1	2024	-	1	3	-	-	2	-	1	-	-	-	-	7	40%	7
	2023	1	1	1	-	-	1	1	-	-	-	-	-	5	▲	5
Domestic and Family - Level 2	2024	1	3	-	-	1	3	2	3	-	-	-	-	13	63%	13
	2023	-	1	-	-	1	-	-	2	4	-	-	-	8	▲	8
Felonies and Related Matters	2024	7	8	2	11	5	13	6	10	10	14	-	-	86	26%	86
	2023	5	5	10	8	5	12	1	13	5	4	7	9	68	▲	84
General Civil - Level 1	2024	-	1	-	-	-	-	-	-	-	-	-	-	1	-50%	1
	2023	-	-	-	-	1	-	-	1	-	-	-	-	2	▼	2
General Civil - Level 2	2024	5	1	1	1	1	1	1	3	-	2	-	-	16	45%	16
	2023	-	3	1	1	1	1	1	-	2	1	1	2	11	▲	13
General Civil - Level 3	2024	2	1	-	-	-	-	2	-	1	-	-	-	6	-14%	6
	2023	-	1	-	1	-	2	-	-	-	-	3	-	7	▼	7
Miscellaneous Civil	2024	20	15	18	21	21	11	17	13	11	29	-	-	176	-9%	176
	2023	31	20	26	16	28	15	17	15	10	15	24	25	193	▼	242
Misdemeanor	2024	1	1	3	7	2	3	-	1	1	-	-	-	19	-32%	19
	2023	5	1	5	2	2	5	3	3	2	-	2	5	28	▼	35
Other	2024	10	-	7	6	1	1	2	2	1	9	-	-	39	1,200%	39
	2023	2	-	-	-	-	-	-	1	-	-	1	-	3	▲	4
Other Criminally Related Matters	2024	-	2	-	-	-	3	5	1	2	4	-	-	17	21%	17
	2023	-	3	3	2	1	-	-	2	1	2	-	2	1	14	▲
Probates/Wills & Trusts - Level 2	2024	-	-	-	-	-	1	-	-	-	-	-	-	1	1	1
	2023	-	-	-	-	-	-	-	-	-	-	-	-	0	↔	0
Protective Orders	2024	-	-	-	1	-	-	2	-	-	-	-	-	3	200%	3
	2023	-	-	-	-	-	-	-	-	-	1	-	1	1	▲	2
Uncontested Divorce	2024	-	1	-	1	-	1	2	1	1	1	-	-	8	-11%	8
	2023	1	1	2	2	1	-	2	-	-	-	1	-	9	▼	10

This report reflects the case management system. Numbers will update as reports are refreshed and posted. The case types reported may not necessitate judicial involvement.

CPSS-CCMS-10.01 CASELOAD STATISTICS OF THE CIRCUIT COURTS

King William

January 2023 -- October 2024 Filings

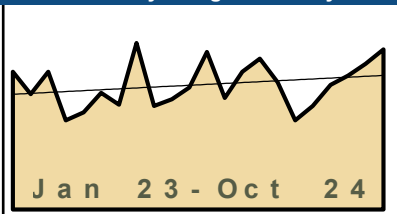
Alexandria and Fairfax Circuit are not Included in State Totals.

Dashboard

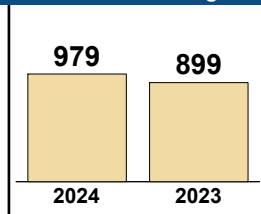
Court: King William Circuit
Start/End Date: Jan-23 / Oct-24
2023 Average Month: 93
Jan-Oct 2023: 899
Filings Trending: ▲

Circuit/Court ID: 9 209101
Type of Case: Filings
2024 Average Month: 98
Jan-Oct 2024 : 979
Overall AVG. Month: 95

Monthly Filings Summary



Jan --- Oct Filings



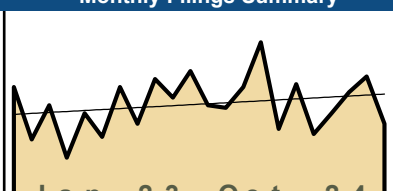
Filings by Division

Divisions		Jan	Feb	Mar	Apr	May	Jun	Jul	Aug	Sep	Oct	Nov	Dec	Thru Oct	% Change	Total
Total	2024	85	105	115	97	68	79	95	102	111	122	-	-	979	9%	979
	2023	105	88	105	68	74	89	80	127	79	84	93	120	899	▲	1,112
Civil	2024	13	12	18	12	8	12	5	6	6	12	-	-	104	5%	104
	2023	10	6	7	4	12	13	10	19	11	7	10	8	99	▲	117
Criminal	2024	9	20	21	11	9	5	20	42	19	27	-	-	183	16%	183
	2023	4	13	21	8	1	23	18	48	13	9	31	10	158	▲	199
Concealed Handgun Permits	2024	45	50	48	46	29	35	37	26	56	42	-	-	414	0%	414
	2023	62	45	52	34	41	38	32	38	28	43	39	33	413	▲	485
Miscellaneous/ Other	2024	18	22	28	28	22	27	33	28	30	41	-	-	277	21%	277
	2023	28	24	25	22	20	15	20	22	27	25	13	69	228	▲	310
Others	2024	-	1	-	-	-	-	-	-	-	-	-	-	1	0%	1
	2023	1	-	-	-	-	-	-	-	-	-	-	-	1	↔	1

Filings by Case Category


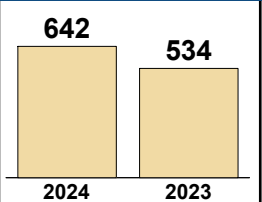
Case Categories		Jan	Feb	Mar	Apr	May	Jun	Jul	Aug	Sep	Oct	Nov	Dec	Thru Oct	% Change	Total
Administrative Law	2024	-	-	2	-	-	-	-	-	-	-	-	-	2	100%	2
	2023	-	1	-	-	-	-	-	-	-	-	-	-	1	▲	1
Contested Divorce	2024	2	-	1	-	-	-	1	-	-	1	-	-	5	-62%	5
	2023	2	1	1	1	2	2	-	2	2	-	-	1	13	▼	14
Domestic and Family - Level 1	2024	-	2	2	1	4	1	-	2	2	4	-	-	18	125%	18
	2023	-	-	1	1	3	-	1	1	1	-	2	1	8	▲	11
Domestic and Family - Level 2	2024	-	2	1	3	-	2	-	-	1	1	-	-	10	100%	10
	2023	-	-	1	-	-	-	2	2	-	-	-	1	5	▲	6
Felonies and Related Matters	2024	6	7	11	5	5	2	10	37	4	14	-	-	101	9%	101
	2023	2	7	13	2	1	9	9	36	9	5	22	4	93	▲	119
General Civil - Level 1	2024	-	-	-	-	-	-	-	-	-	-	-	-	0	-100%	0
	2023	1	-	-	-	-	-	-	-	-	-	-	-	1	▼	1
General Civil - Level 2	2024	2	1	2	2	2	-	1	2	1	3	-	-	16	33%	16
	2023	-	1	1	1	2	-	2	2	2	1	1	-	12	▲	13
General Civil - Level 3	2024	4	6	4	6	1	2	1	1	-	1	-	-	26	-10%	26
	2023	1	-	1	1	-	8	5	6	3	4	2	3	29	▼	34
Miscellaneous Civil	2024	50	63	59	62	41	50	54	36	72	53	-	-	540	6%	540
	2023	68	54	66	43	54	42	39	49	42	52	47	42	509	▲	598
Misdemeanor	2024	3	6	5	2	3	5	9	4	4	3	-	-	44	-4%	44
	2023	1	4	7	4	1	12	3	8	4	2	6	5	46	▼	57
Other	2024	13	10	18	12	10	12	16	17	14	29	-	-	151	16%	151
	2023	24	15	10	12	7	11	12	11	13	15	6	60	130	▲	196
Other Criminally Related Matters	2024	-	7	5	4	1	1	1	1	12	10	-	-	42	110%	42
	2023	1	2	1	2	-	2	6	4	-	2	3	1	20	▲	24
Probates/Wills & Trusts - Level 2	2024	4	-	1	-	-	1	2	2	-	2	-	-	12	1,100%	12
	2023	-	-	-	-	1	-	-	-	-	-	-	-	1	▲	1
Uncontested Divorce	2024	1	1	4	-	1	3	-	-	1	1	-	-	12	-61%	12
	2023	5	3	3	1	3	3	1	6	3	3	4	2	31	▼	37

This report reflects the case management system. Numbers will update as reports are refreshed and posted. The case types reported may not necessitate judicial involvement.

Dashboard		Monthly Filings Summary		Jan --- Oct Filings					
<p>Court: Mathews Circuit Start/End Date: Jan-23 / Oct-24 2023 Average Month: 41 Jan-Oct 2023: 392 Filings Trending: ▲</p>	<p>Circuit/Court ID: 9 209115 Type of Case: Filings 2024 Average Month:44 Jan-Oct 2024 : 444 Overall AVG. Month: 42</p>	 <p style="text-align: center; font-weight: bold;">Jan 23 - Oct 24</p>		<table border="1" style="margin: auto;"> <tr> <td style="text-align: center; font-weight: bold; font-size: 1.2em;">444</td> <td style="text-align: center; font-weight: bold; font-size: 1.2em;">392</td> </tr> <tr> <td style="text-align: center; font-size: 0.8em;">2024</td> <td style="text-align: center; font-size: 0.8em;">2023</td> </tr> </table>		444	392	2024	2023
444	392								
2024	2023								

Filings by Division																
Divisions		Jan	Feb	Mar	Apr	May	Jun	Jul	Aug	Sep	Oct	Nov	Dec	Thru Oct	% Change	Total
Total	2024	41	49	66	33	50	31	39	47	53	35	-	-	444	13%	444
	2023	49	29	42	22	39	30	49	35	52	45	55	42	392	▲	489
Civil	2024	9	3	15	13	5	5	8	14	9	6	-	-	87	30%	87
	2023	5	-	9	2	5	6	10	11	9	10	13	8	67	▲	88
Criminal	2024	6	8	21	7	15	-	6	6	19	7	-	-	95	3%	95
	2023	14	9	12	-	8	7	15	1	19	7	22	5	92	▲	119
Concealed Handgun Permits	2024	22	32	23	8	24	16	20	21	19	17	-	-	202	19%	202
	2023	23	18	15	14	18	12	18	14	21	17	12	21	170	▲	203
Miscellaneous/ Other	2024	4	6	7	5	6	10	5	6	6	5	-	-	60	-5%	60
	2023	7	2	6	6	8	5	6	9	3	11	8	8	63	▼	79

Filings by Case Category																
Case Categories		Jan	Feb	Mar	Apr	May	Jun	Jul	Aug	Sep	Oct	Nov	Dec	Thru Oct	% Change	Total
Administrative Law	2024	-	-	-	-	-	-	-	-	-	-	-	-	0	-100%	0
	2023	-	-	-	-	-	-	1	1	-	-	-	-	2	▼	2
Contested Divorce	2024	2	-	2	-	2	-	3	1	2	-	-	-	12	50%	12
	2023	1	-	1	1	-	-	-	1	3	1	2	-	8	▲	10
Domestic and Family - Level 1	2024	1	-	8	6	-	-	-	4	2	-	-	-	21	320%	21
	2023	-	-	-	-	-	-	-	3	2	-	3	-	5	▲	8
Domestic and Family - Level 2	2024	-	-	-	-	-	2	1	-	-	1	-	-	4	100%	4
	2023	-	-	-	-	-	-	1	1	-	-	-	2	2	▲	4
Felonies and Related Matters	2024	3	3	14	3	6	-	4	1	8	3	-	-	45	-25%	45
	2023	9	2	7	-	7	6	10	-	11	8	20	3	60	▼	83
General Civil - Level 2	2024	2	2	2	-	1	1	-	3	1	2	-	-	14	0%	14
	2023	1	-	5	1	-	2	1	-	2	2	3	1	14	↔	18
General Civil - Level 3	2024	2	-	-	-	-	-	-	1	-	-	-	-	3	-63%	3
	2023	1	-	-	-	-	-	3	2	-	2	2	4	8	▼	14
Miscellaneous Civil	2024	25	37	29	13	29	24	25	27	25	22	-	-	256	12%	256
	2023	29	20	21	20	26	16	23	23	23	27	17	29	228	▲	274
Misdemeanor	2024	3	5	6	3	9	-	2	5	11	3	-	-	47	68%	47
	2023	5	1	5	-	1	1	4	1	7	3	2	-	28	▲	30
Other	2024	1	1	1	1	-	2	-	-	-	1	-	-	7	0%	7
	2023	1	-	-	-	-	2	2	-	1	1	2	-	7	↔	9
Other Criminally Related Matters	2024	-	-	1	1	-	-	-	-	-	1	-	-	3	-63%	3
	2023	-	6	-	-	-	-	-	1	-	1	-	2	8	▼	10
Probates/Wills & Trusts - Level 1	2024	-	-	-	-	-	-	1	-	-	-	-	-	1	1	1
	2023	-	-	-	-	-	-	-	-	-	-	-	-	0	↔	0
Probates/Wills & Trusts - Level 2	2024	2	1	3	1	-	-	1	3	1	-	-	-	12	71%	12
	2023	1	-	-	-	3	-	-	2	1	-	1	-	7	▲	8
Protective Orders	2024	-	-	-	1	2	-	-	-	-	-	-	-	3	3	3
	2023	-	-	-	-	-	-	-	-	-	-	-	-	0	↔	0
Uncontested Divorce	2024	-	-	-	4	1	2	2	2	3	2	-	-	16	7%	16
	2023	1	-	3	-	2	3	3	1	1	1	3	1	15	▲	19

Dashboard	Monthly Filings Summary	Jan --- Oct Filings
<p>Court: Middlesex Circuit Start/End Date: Jan-23 / Oct-24 2023 Average Month: 55 Jan-Oct 2023: 534 Filings Trending: ▲</p>	<p>Circuit/Court ID: 9 209119 Type of Case: Filings 2024 Average Month:64 Jan-Oct 2024 : 642 Overall AVG. Month: 59</p>	 <p style="text-align: center;">Jan 23 - Oct 24</p>
		 <p style="text-align: center;">2024: 642 2023: 534</p>

Filings by Division																
Divisions		Jan	Feb	Mar	Apr	May	Jun	Jul	Aug	Sep	Oct	Nov	Dec	Thru Oct	% Change	Total
Total	2024	83	47	66	49	77	54	74	71	72	49	-	-	642	20%	642
	2023	72	53	85	49	42	41	41	42	51	58	89	37	534	▲	660
Civil	2024	13	13	9	15	2	14	6	22	12	10	-	-	116	51%	116
	2023	7	5	12	7	10	6	3	7	10	10	11	12	77	▲	100
Criminal	2024	24	13	15	2	46	22	42	28	34	9	-	-	235	64%	235
	2023	32	10	33	5	9	4	10	6	14	20	55	10	143	▲	208
Concealed Handgun Permits	2024	39	16	29	21	18	8	16	12	16	22	-	-	197	-19%	197
	2023	30	34	33	24	20	25	19	20	21	16	15	12	242	▼	269
Miscellaneous/Other	2024	6	5	12	10	10	8	10	7	8	8	-	-	84	22%	84
	2023	3	4	7	13	2	6	8	9	5	12	8	3	69	▲	80
Others	2024	1	-	1	1	1	2	-	2	2	-	-	-	10	233%	10
	2023	-	-	-	-	1	-	1	-	1	-	-	-	3	▲	3

Filings by Case Category																
Case Categories		Jan	Feb	Mar	Apr	May	Jun	Jul	Aug	Sep	Oct	Nov	Dec	Thru Oct	% Change	Total
Administrative Law	2024	-	-	-	-	-	-	-	-	1	-	-	-	1	0%	1
	2023	-	-	-	-	-	1	-	-	-	-	-	-	1	↔	1
Contested Divorce	2024	-	3	1	1	-	2	1	-	1	-	-	-	9	-31%	9
	2023	1	1	2	-	2	-	1	2	2	2	2	-	13	▼	15
Domestic and Family - Level 1	2024	-	-	4	7	-	8	-	4	4	2	-	-	29	190%	29
	2023	-	-	4	1	1	-	-	3	-	1	2	2	10	▲	14
Domestic and Family - Level 2	2024	1	-	-	-	-	-	-	1	-	-	-	-	2	-50%	2
	2023	1	-	-	1	-	-	-	-	1	1	1	-	4	▼	5
Felonies and Related Matters	2024	11	8	10	-	27	10	24	20	30	2	-	-	142	67%	142
	2023	17	8	29	-	8	-	5	4	6	8	42	8	85	▲	135
General Civil - Level 1	2024	-	-	-	-	-	-	-	-	-	-	-	-	0	-100%	0
	2023	-	-	-	-	-	1	-	-	-	-	-	1	1	▼	2
General Civil - Level 2	2024	8	1	4	-	1	2	2	4	1	5	-	-	28	211%	28
	2023	-	-	-	1	2	2	1	1	-	2	1	1	9	▲	11
General Civil - Level 3	2024	2	6	-	2	-	-	2	9	1	-	-	-	22	22%	22
	2023	2	2	1	1	1	1	-	-	3	7	1	4	18	▲	23
Miscellaneous Civil	2024	44	18	35	28	21	11	21	13	21	26	-	-	238	-17%	238
	2023	31	36	39	36	22	29	25	26	22	22	22	14	288	▼	324
Misdemeanor	2024	13	4	4	1	17	11	17	8	4	7	-	-	86	76%	86
	2023	15	1	4	4	1	4	1	2	5	12	11	2	49	▲	62
Other	2024	2	2	5	3	8	6	4	7	5	3	-	-	45	96%	45
	2023	3	3	2	-	1	2	3	3	5	1	-	1	23	▲	24
Other Criminally Related Matters	2024	-	1	1	1	2	1	1	-	-	-	-	-	7	-30%	7
	2023	-	1	-	2	-	-	4	-	3	-	2	-	10	▼	12
Probates/Wills & Trusts - Level 1	2024	1	-	-	-	-	-	-	-	-	-	-	-	1	-50%	1
	2023	-	-	-	-	-	1	-	-	1	-	-	-	2	▼	2
Probates/Wills & Trusts - Level 2	2024	-	2	-	3	-	-	-	2	1	1	-	-	9	80%	9
	2023	-	-	-	1	1	-	-	1	-	2	1	1	5	▲	7
Protective Orders	2024	-	-	-	-	-	-	1	-	-	-	-	-	1	1	1
	2023	-	-	-	-	-	-	-	-	-	-	1	2	0	↔	3
Uncontested Divorce	2024	1	2	2	3	1	3	1	3	3	3	-	-	22	38%	22
	2023	2	1	4	2	3	-	1	-	3	-	3	1	16	▲	20

This report reflects the case management system. Numbers will update as reports are refreshed and posted. The case types reported may not necessitate judicial involvement.

Dashboard	Monthly Filings Summary	Jan --- Oct Filings
<p>Court: New Kent Circuit Start/End Date: Jan-23 / Oct-24 2023 Average Month: 172 Jan-Oct 2023: 1,653 Filings Trending: ▲</p> <p>Circuit/Court ID: 9 209127 Type of Case: Filings 2024 Average Month: 237 Jan-Oct 2024 : 2,373 Overall AVG. Month: 202</p>		<p>2,373</p> <p>1,653</p> <p>2024 2023</p>

Filings by Division																
Divisions		Jan	Feb	Mar	Apr	May	Jun	Jul	Aug	Sep	Oct	Nov	Dec	Thru Oct	% Change	Total
Total	2024	214	211	215	171	202	144	216	288	150	562	-	-	2,373	44%	2,373
	2023	192	167	180	135	158	136	134	169	239	143	175	232	1,653	▲	2,060
Civil	2024	24	24	22	23	19	13	16	20	27	398	-	-	586	291%	586
	2023	14	13	20	16	16	11	11	15	25	9	16	8	150	▲	174
Criminal	2024	66	62	70	31	83	33	81	55	37	35	-	-	553	8%	553
	2023	57	35	45	29	47	47	37	66	119	31	55	45	513	▲	613
Concealed Handgun Permits	2024	72	77	68	61	49	45	58	52	46	63	-	-	591	3%	591
	2023	87	79	65	44	43	48	42	51	54	62	72	48	575	▲	695
Miscellaneous/Other	2024	52	48	55	55	51	52	61	161	39	66	-	-	640	55%	640
	2023	34	40	50	46	51	30	44	37	41	41	32	130	414	▲	576
Others	2024	-	-	-	1	-	1	-	-	1	-	-	-	3	200%	3
	2023	-	-	-	-	1	-	-	-	-	-	-	1	1	▲	2

Filings by Case Category																
Case Categories		Jan	Feb	Mar	Apr	May	Jun	Jul	Aug	Sep	Oct	Nov	Dec	Thru Oct	% Change	Total
Administrative Law	2024	-	-	1	-	1	-	-	-	-	-	-	-	2	100%	2
	2023	-	-	-	-	-	-	1	-	-	-	-	-	1	▲	1
Contested Divorce	2024	3	5	2	2	1	3	2	1	-	1	-	-	20	67%	20
	2023	3	-	5	1	-	1	-	-	2	-	3	2	12	▲	17
Domestic and Family - Level 1	2024	-	2	4	1	1	-	3	3	5	1	-	-	20	18%	20
	2023	-	1	4	1	2	2	-	1	3	3	2	-	17	▲	19
Domestic and Family - Level 2	2024	-	3	1	-	-	-	3	2	-	385	-	-	394	2,363%	394
	2023	-	4	1	-	2	-	1	8	-	-	4	-	16	▲	20
Felonies and Related Matters	2024	39	42	41	17	71	25	67	36	19	23	-	-	380	3%	380
	2023	42	25	29	20	29	33	23	55	95	17	20	27	368	▲	415
General Civil - Level 1	2024	-	-	-	-	-	-	2	1	-	-	-	-	3	-40%	3
	2023	-	1	-	-	-	1	3	-	-	-	-	-	5	▼	5
General Civil - Level 2	2024	2	-	4	6	7	2	4	4	9	6	-	-	44	29%	44
	2023	4	2	1	8	2	3	4	4	2	4	1	-	34	▲	35
General Civil - Level 3	2024	11	9	7	2	3	5	1	3	11	4	-	-	56	155%	56
	2023	3	3	2	2	3	1	1	4	2	1	2	4	22	▲	28
Miscellaneous Civil	2024	86	85	80	69	60	54	76	69	52	78	-	-	709	4%	709
	2023	99	90	76	56	60	52	53	61	63	70	81	55	680	▲	816
Misdemeanor	2024	16	16	19	10	10	5	13	16	16	9	-	-	130	7%	130
	2023	14	10	15	7	10	12	13	9	23	8	23	18	121	▲	162
Other	2024	38	40	41	46	41	43	43	141	32	50	-	-	515	66%	515
	2023	22	28	41	35	34	26	33	27	32	32	23	124	310	▲	457
Other Criminally Related Matters	2024	11	4	10	4	2	3	1	3	2	3	-	-	43	65%	43
	2023	1	-	1	2	8	2	1	2	3	6	12	-	26	▲	38
Probates/Wills & Trusts - Level 1	2024	1	-	-	1	-	-	-	-	-	-	-	-	2	2	2
	2023	-	-	-	-	-	-	-	-	-	-	-	-	0	↔	0
Probates/Wills & Trusts - Level 2	2024	1	1	1	-	-	1	-	1	1	1	-	-	7	133%	7
	2023	-	-	-	-	1	-	1	1	-	-	-	1	3	▲	4
Protective Orders	2024	-	1	-	4	3	-	-	-	-	-	-	-	8	300%	8
	2023	-	-	-	-	-	-	-	-	2	-	-	-	2	▲	2
Uncontested Divorce	2024	6	3	4	9	2	3	1	8	3	1	-	-	40	11%	40
	2023	4	3	5	3	7	3	1	4	4	2	4	1	36	▲	41

This report reflects the case management system. Numbers will update as reports are refreshed and posted. The case types reported may not necessitate judicial involvement.

Dashboard		Monthly Filings Summary		Jan --- Oct Filings	
<p>Court: York Circuit Start/End Date: Jan-23 / Oct-24 2023 Average Month: 349 Jan-Oct 2023: 3,633 Filings Trending: ▼</p>	<p>Circuit/Court ID: 9 209199 Type of Case: Filings 2024 Average Month: 306 Jan-Oct 2024 : 3,060 Overall AVG. Month: 329</p>	<p style="text-align: center; font-weight: bold; font-size: 1.2em;">Jan 23 - Oct 24</p>		<div style="display: flex; justify-content: space-around; align-items: center;"> <div style="text-align: center;"> <p style="font-weight: bold; font-size: 1.5em;">3,060</p> <p style="font-size: 0.8em;">2024</p> </div> <div style="text-align: center;"> <p style="font-weight: bold; font-size: 1.5em;">3,633</p> <p style="font-size: 0.8em;">2023</p> </div> </div>	

Filings by Division																
Divisions		Jan	Feb	Mar	Apr	May	Jun	Jul	Aug	Sep	Oct	Nov	Dec	Thru Oct	% Change	Total
Total	2024	339	293	295	290	317	250	291	276	352	357	-	-	3,060	-16%	3,060
	2023	415	396	451	346	409	320	325	316	337	318	301	250	3,633	▼	4,184
Civil	2024	53	38	59	53	70	50	59	38	61	44	-	-	525	16%	525
	2023	24	45	47	45	62	51	33	46	45	53	49	37	451	▲	537
Criminal	2024	76	80	62	88	102	82	72	74	95	133	-	-	864	-26%	864
	2023	105	108	154	91	169	75	116	109	134	101	86	48	1,162	▼	1,296
Concealed Handgun Permits	2024	160	138	135	108	101	81	105	119	132	130	-	-	1,209	-18%	1,209
	2023	215	186	182	152	134	134	127	104	110	132	130	105	1,476	▼	1,711
Miscellaneous/ Other	2024	49	37	39	41	42	37	55	44	64	50	-	-	458	-15%	458
	2023	71	57	65	57	44	60	49	56	48	32	36	60	539	▼	635
Others	2024	1	-	-	-	2	-	-	1	-	-	-	-	4	-20%	4
	2023	-	-	3	1	-	-	-	1	-	-	-	-	5	▼	5

Filings by Case Category																
Case Categories		Jan	Feb	Mar	Apr	May	Jun	Jul	Aug	Sep	Oct	Nov	Dec	Thru Oct	% Change	Total
Administrative Law	2024	1	-	-	-	-	-	2	-	1	-	-	-	4	33%	4
	2023	-	-	-	2	1	-	-	-	-	-	-	-	3	▲	3
Contested Divorce	2024	3	6	4	7	9	7	5	4	13	4	-	-	62	13%	62
	2023	2	3	5	-	11	5	5	4	14	6	3	1	55	▲	59
Domestic and Family - Level 1	2024	3	-	15	4	4	6	3	2	6	3	-	-	46	7%	46
	2023	2	4	4	2	1	6	2	7	3	12	4	5	43	▲	52
Domestic and Family - Level 2	2024	15	8	5	11	10	5	12	9	6	3	-	-	84	29%	84
	2023	11	4	15	5	10	5	-	8	1	6	8	8	65	▲	81
Felonies and Related Matters	2024	51	40	34	47	66	46	45	44	57	72	-	-	502	-17%	502
	2023	63	66	89	52	93	33	39	52	78	40	58	24	605	▼	687
General Civil - Level 1	2024	1	1	-	-	-	-	-	-	-	-	-	-	2	-33%	2
	2023	1	1	-	1	-	-	-	-	-	-	-	2	3	▼	5
General Civil - Level 2	2024	9	10	13	13	24	13	12	7	12	13	-	-	126	56%	126
	2023	3	9	6	12	9	7	4	7	13	11	16	8	81	▲	105
General Civil - Level 3	2024	12	1	7	7	11	-	6	3	6	2	-	-	55	6%	55
	2023	8	7	5	6	9	1	5	5	2	4	6	8	52	▲	66
Miscellaneous Civil	2024	201	172	167	142	129	114	152	156	191	173	-	-	1,597	-18%	1,597
	2023	270	236	241	194	171	191	172	149	155	158	160	154	1,937	▼	2,251
Misdemeanor	2024	20	21	14	26	26	21	17	24	34	48	-	-	251	-41%	251
	2023	34	33	54	30	67	29	58	36	42	46	23	14	429	▼	466
Other	2024	5	4	1	5	7	3	5	6	4	10	-	-	50	-7%	50
	2023	5	3	6	5	5	8	4	10	1	7	1	4	54	▼	59
Other Criminally Related Matters	2024	5	19	14	15	10	15	10	6	4	13	-	-	111	-13%	111
	2023	8	9	11	9	9	13	19	21	14	15	5	10	128	▼	143
Probates/Wills & Trusts - Level 1	2024	1	1	-	-	1	-	-	-	-	-	-	-	4	100%	4
	2023	-	1	-	1	-	-	-	-	-	-	-	-	2	▲	2
Probates/Wills & Trusts - Level 2	2024	3	2	1	1	3	5	5	2	5	2	-	-	29	4%	29
	2023	2	3	2	2	9	3	4	1	1	1	2	4	28	▲	34
Protective Orders	2024	-	-	-	-	-	-	-	-	-	-	-	-	0	-100%	0
	2023	-	-	-	-	-	1	-	-	-	-	1	-	1	▼	2
Uncontested Divorce	2024	9	8	20	12	17	15	17	13	13	13	-	-	137	-7%	137
	2023	6	17	13	25	14	18	13	16	13	12	12	10	147	▼	169

This report reflects the case management system. Numbers will update as reports are refreshed and posted. The case types reported may not necessitate judicial involvement.

CPSS-CCMS-10.01 CASELOAD STATISTICS OF THE CIRCUIT COURTS

January 2023 -- October 2024 Filings

Alexandria and Fairfax Circuit are not Included in State Totals.

Dashboard	Monthly Filings Summary	Jan --- Oct Filings
<p>Court: Williamsburg Circuit Start/End Date: Jan-23 / Oct-24 2023 Average Month: 365 Jan-Oct 2023: 3,792 Filings Trending: ▼</p>	<p>Circuit/Court ID: 9 209830 Type of Case: Filings 2024 Average Month: 358 Jan-Oct 2024 : 3,582 Overall AVG. Month: 362</p>	<div style="text-align: center;"> <p>3,582 3,792</p> <p>2024 2023</p> </div>

Filings by Division																
Divisions		Jan	Feb	Mar	Apr	May	Jun	Jul	Aug	Sep	Oct	Nov	Dec	Thru Oct	% Change	Total
Total	2024	410	384	416	314	373	328	330	305	375	347	-	-	3,582	-6%	3,582
	2023	410	394	434	344	418	326	366	368	331	401	276	317	3,792	▼	4,385
Civil	2024	49	45	64	53	50	50	45	57	46	39	-	-	498	-7%	498
	2023	57	47	58	44	56	66	46	57	50	57	41	36	538	▼	615
Criminal	2024	123	89	116	69	103	118	116	73	104	78	-	-	989	-11%	989
	2023	80	84	125	89	151	70	140	104	118	145	91	71	1,106	▼	1,268
Concealed Handgun Permits	2024	152	141	133	92	107	97	81	105	128	134	-	-	1,170	-8%	1,170
	2023	181	159	163	124	119	105	106	102	100	117	97	120	1,276	▼	1,493
Miscellaneous/ Other	2024	86	109	103	100	113	63	84	69	97	95	-	-	919	6%	919
	2023	92	104	87	86	91	84	74	105	63	82	47	90	868	▲	1,005
Others	2024	-	-	-	-	-	-	4	1	-	1	-	-	6	50%	6
	2023	-	-	1	1	1	1	-	-	-	-	-	-	4	▲	4

Filings by Case Category																
Case Categories		Jan	Feb	Mar	Apr	May	Jun	Jul	Aug	Sep	Oct	Nov	Dec	Thru Oct	% Change	Total
Administrative Law	2024	-	-	1	-	-	1	1	1	-	-	-	-	4	33%	4
	2023	-	2	-	-	-	-	-	-	-	1	1	-	3	▲	4
Contested Divorce	2024	5	7	6	8	5	7	4	9	8	6	-	-	65	16%	65
	2023	8	10	2	5	7	5	6	3	6	4	4	3	56	▲	63
Domestic and Family - Level 1	2024	1	1	6	9	11	5	4	4	4	3	-	-	48	-13%	48
	2023	6	4	5	6	11	5	5	5	4	4	1	2	55	▼	58
Domestic and Family - Level 2	2024	2	2	2	2	-	2	2	4	4	1	-	-	21	-19%	21
	2023	6	1	6	3	1	3	1	3	1	1	1	4	26	▼	31
Felonies and Related Matters	2024	74	52	83	34	65	68	56	46	62	50	-	-	590	-6%	590
	2023	41	47	76	54	85	35	70	48	88	82	35	40	626	▼	701
General Civil - Level 1	2024	-	3	-	1	1	-	-	-	-	3	-	-	8	33%	8
	2023	-	-	1	-	1	-	-	2	1	1	-	-	6	▲	6
General Civil - Level 2	2024	12	12	18	12	11	16	9	20	13	13	-	-	136	33%	136
	2023	6	6	11	8	10	12	8	13	13	15	11	9	102	▲	122
General Civil - Level 3	2024	9	6	7	4	11	5	6	6	7	8	-	-	69	-45%	69
	2023	14	10	17	7	11	23	9	9	8	17	13	8	125	▼	146
Miscellaneous Civil	2024	187	177	176	124	144	132	129	137	178	185	-	-	1,569	-3%	1,569
	2023	214	197	205	159	151	139	134	140	127	156	122	158	1,622	▼	1,902
Misdemeanor	2024	24	25	31	27	30	29	47	23	34	20	-	-	290	-20%	290
	2023	31	23	32	31	54	22	57	46	15	50	40	20	361	▼	421
Other	2024	47	67	56	69	73	22	38	31	40	40	-	-	483	-3%	483
	2023	55	63	39	49	55	49	45	67	35	39	15	51	496	▼	562
Other Criminally Related Matters	2024	25	13	9	9	8	22	13	4	8	8	-	-	119	-6%	119
	2023	9	14	18	4	12	13	17	10	16	13	16	11	126	▼	153
Probates/Wills & Trusts - Level 1	2024	-	-	2	-	2	-	1	-	-	-	-	-	5	-17%	5
	2023	-	2	1	-	-	1	-	1	-	1	-	-	6	▼	6
Probates/Wills & Trusts - Level 2	2024	3	3	4	4	2	3	5	2	5	-	-	-	31	-9%	31
	2023	3	1	1	4	1	4	5	6	4	5	2	4	34	▼	40
Uncontested Divorce	2024	21	16	15	11	10	16	15	18	12	10	-	-	144	-3%	144
	2023	17	14	20	14	19	15	9	15	13	12	15	7	148	▼	170

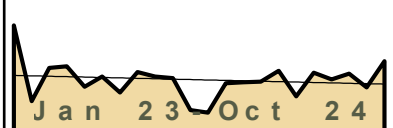
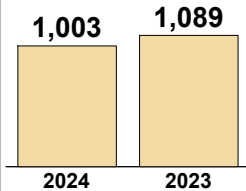
This report reflects the case management system. Numbers will update as reports are refreshed and posted. The case types reported may not necessitate judicial involvement.

Dashboard		Monthly Filings Summary		Jan --- Oct Filings	
Court: Appomattox Circuit	Circuit/Court ID: 10 210011			1,038 990	
Start/End Date: Jan-23 / Oct-24	Type of Case: Filings				
2023 Average Month: 95	2024 Average Month: 104			2024 2023	
Jan-Oct 2023: 990	Jan-Oct 2024 : 1,038				
Filings Trending: ▲	Overall AVG. Month: 99				

Filings by Division																
Divisions		Jan	Feb	Mar	Apr	May	Jun	Jul	Aug	Sep	Oct	Nov	Dec	Thru Oct	% Change	Total
Total	2024	116	110	108	101	143	138	61	79	108	74	-	-	1,038	5%	1,038
	2023	120	99	140	113	78	57	65	115	96	107	82	65	990	▲	1,137
Civil	2024	9	9	15	11	22	12	6	11	4	14	-	-	113	12%	113
	2023	8	8	7	16	8	9	3	16	12	14	7	11	101	▲	119
Criminal	2024	49	35	33	47	85	79	16	25	68	8	-	-	445	31%	445
	2023	36	29	43	52	23	12	19	56	31	39	33	17	340	▲	390
Concealed Handgun Permits	2024	52	57	53	33	28	42	32	39	32	48	-	-	416	-12%	416
	2023	70	50	83	40	42	27	34	36	45	47	35	32	474	▼	541
Miscellaneous/ Other	2024	6	9	7	10	8	5	7	4	4	4	-	-	64	-14%	64
	2023	6	12	7	5	5	9	8	7	8	7	7	5	74	▼	86
Others	2024	-	-	-	-	-	-	-	-	-	-	-	-	0	-100%	0
	2023	-	-	-	-	-	-	1	-	-	-	-	-	1	▼	1

Filings by Case Category																
Case Categories		Jan	Feb	Mar	Apr	May	Jun	Jul	Aug	Sep	Oct	Nov	Dec	Thru Oct	% Change	Total
Administrative Law	2024	-	-	-	-	-	-	-	1	-	-	-	-	1	1	1
	2023	-	-	-	-	-	-	-	-	-	-	-	-	0	↔	0
Contested Divorce	2024	1	-	3	2	3	1	1	1	-	1	-	-	13	18%	13
	2023	-	-	1	2	1	1	1	3	-	2	2	1	11	▲	14
Domestic and Family - Level 1	2024	-	2	-	2	4	4	-	1	1	6	-	-	20	5%	20
	2023	-	3	1	4	-	-	-	3	2	6	-	3	19	▲	22
Domestic and Family - Level 2	2024	-	1	1	-	2	3	-	1	1	-	-	-	9	-36%	9
	2023	-	4	-	1	2	2	1	3	1	-	-	-	14	▼	14
Felonies and Related Matters	2024	33	30	24	28	75	68	9	19	66	6	-	-	358	42%	358
	2023	30	20	25	48	18	9	16	47	19	20	30	13	252	▲	295
General Civil - Level 1	2024	-	-	-	-	-	-	-	2	-	-	-	-	2	2	2
	2023	-	-	-	-	-	-	-	-	-	-	-	-	0	↔	0
General Civil - Level 2	2024	-	2	3	2	5	-	2	-	1	2	-	-	17	0%	17
	2023	2	1	2	3	1	-	-	3	2	3	2	-	17	↔	19
General Civil - Level 3	2024	6	4	5	-	2	1	1	-	-	1	-	-	20	5%	20
	2023	3	1	1	-	1	4	-	1	4	4	1	4	19	▲	24
Miscellaneous Civil	2024	58	63	60	43	35	46	38	43	36	52	-	-	474	-13%	474
	2023	76	61	90	45	47	36	41	41	53	53	42	37	543	▼	622
Misdemeanor	2024	15	4	9	15	8	7	7	6	2	1	-	-	74	9%	74
	2023	6	8	11	4	5	3	3	9	8	11	3	4	68	▲	75
Other	2024	-	-	-	1	2	-	-	1	-	-	-	-	4	33%	4
	2023	1	-	-	-	-	-	1	1	-	-	-	-	3	▲	3
Other Criminally Related Matters	2024	1	1	-	4	2	4	-	1	-	1	-	-	14	-30%	14
	2023	-	1	7	-	-	-	-	-	4	8	-	-	20	▼	20
Probates/Wills & Trusts - Level 1	2024	-	-	-	1	-	-	-	-	-	-	-	-	1	1	1
	2023	-	-	-	-	-	-	-	-	-	-	-	-	0	↔	0
Probates/Wills & Trusts - Level 2	2024	-	-	-	1	1	-	2	-	-	1	-	-	5	25%	5
	2023	-	-	1	1	-	-	-	2	-	-	-	-	4	▲	4
Uncontested Divorce	2024	2	3	3	2	4	4	1	3	1	3	-	-	26	30%	26
	2023	2	-	1	5	3	2	2	2	3	-	2	3	20	▲	25

This report reflects the case management system. Numbers will update as reports are refreshed and posted. The case types reported may not necessitate judicial involvement.

Dashboard	Monthly Filings Summary	Jan --- Oct Filings
<p>Court: Buckingham Circuit Start/End Date: Jan-23 / Oct-24 2023 Average Month: 97 Jan-Oct 2023: 1,089 Filings Trending: ▼</p>	<p>Circuit/Court ID: 10 210029 Type of Case: Filings 2024 Average Month:100 Jan-Oct 2024 : 1,003 Overall AVG. Month: 99</p> 	<p style="text-align: center;"> 1,003 1,089  2024 2023 </p>

Filings by Division																
Divisions		Jan	Feb	Mar	Apr	May	Jun	Jul	Aug	Sep	Oct	Nov	Dec	Thru Oct	% Change	Total
Total	2024	92	94	95	116	67	112	99	110	84	134	-	-	1,003	-8%	1,003
	2023	202	58	121	124	85	105	74	113	105	102	41	36	1,089	▼	1,166
Civil	2024	10	8	12	8	4	6	12	11	9	14	-	-	94	15%	94
	2023	8	9	7	9	8	9	13	4	8	7	7	1	82	▲	90
Criminal	2024	23	27	27	51	28	59	32	22	32	68	-	-	369	-33%	369
	2023	140	11	50	60	35	68	22	57	48	60	9	18	551	▼	578
Concealed Handgun Permits	2024	38	38	37	34	21	23	27	20	29	27	-	-	294	-9%	294
	2023	43	28	48	36	27	21	24	38	35	23	18	10	323	▼	351
Miscellaneous/Other	2024	21	21	19	23	14	24	28	55	14	25	-	-	244	83%	244
	2023	11	10	16	19	15	7	15	14	14	12	7	7	133	▲	147
Others	2024	-	-	-	-	-	-	-	2	-	-	-	-	2	2	2
	2023	-	-	-	-	-	-	-	-	-	-	-	-	0	↔	0


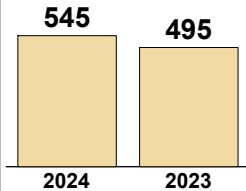
Filings by Case Category																
Case Categories		Jan	Feb	Mar	Apr	May	Jun	Jul	Aug	Sep	Oct	Nov	Dec	Thru Oct	% Change	Total
Administrative Law	2024	1	-	-	-	-	-	-	-	-	-	-	-	1	-67%	1
	2023	1	-	-	-	1	-	-	-	-	1	1	-	3	▼	4
Contested Divorce	2024	-	2	-	-	1	3	-	-	2	3	-	-	11	-15%	11
	2023	-	-	1	3	1	1	4	2	1	-	-	1	13	▼	14
Domestic and Family - Level 1	2024	3	1	4	1	1	1	2	1	-	4	-	-	18	500%	18
	2023	2	-	-	-	-	1	-	-	-	-	-	-	3	▲	3
Domestic and Family - Level 2	2024	-	-	1	-	-	1	1	1	-	-	-	-	4	-50%	4
	2023	-	1	-	-	2	3	1	-	1	-	2	-	8	▼	10
Felonies and Related Matters	2024	19	19	20	38	17	51	25	18	22	44	-	-	273	-38%	273
	2023	132	5	40	47	26	66	14	40	34	37	8	14	441	▼	463
General Civil - Level 1	2024	-	-	-	-	-	-	-	-	-	-	-	-	0	-100%	0
	2023	1	-	2	-	1	-	-	-	-	-	-	-	4	▼	4
General Civil - Level 2	2024	1	1	1	-	-	3	-	4	7	2	-	-	19	-5%	19
	2023	2	3	2	1	2	2	1	3	2	2	3	-	20	▼	23
General Civil - Level 3	2024	1	3	3	1	-	1	2	-	1	2	-	-	14	27%	14
	2023	1	2	2	-	-	2	2	-	-	2	1	-	11	▲	12
Miscellaneous Civil	2024	44	46	41	40	26	31	34	30	33	38	-	-	363	-9%	363
	2023	50	33	61	47	30	25	30	47	46	32	25	12	401	▼	438
Misdemeanor	2024	4	5	6	10	10	8	6	3	8	23	-	-	83	-10%	83
	2023	8	5	9	11	9	1	6	13	7	23	1	4	92	▼	97
Other	2024	15	12	15	17	9	13	21	47	7	12	-	-	168	243%	168
	2023	3	5	2	8	11	2	10	4	2	2	5	-	49	▲	54
Other Criminally Related Matters	2024	-	3	1	3	1	-	1	2	2	1	-	-	14	-22%	14
	2023	-	1	1	2	-	1	2	4	7	-	-	-	18	▼	18
Probates/Wills & Trusts - Level 1	2024	-	-	-	1	-	-	-	-	-	-	-	-	1	0%	1
	2023	-	-	-	-	-	-	-	-	1	-	-	-	1	↔	1
Probates/Wills & Trusts - Level 2	2024	1	-	1	1	-	-	1	-	-	1	-	-	5	25%	5
	2023	-	-	-	1	-	1	1	-	1	-	-	-	4	▲	4
Uncontested Divorce	2024	3	2	2	4	2	-	6	4	2	4	-	-	29	38%	29
	2023	2	3	1	4	2	-	3	-	3	3	-	-	21	▲	21

This report reflects the case management system. Numbers will update as reports are refreshed and posted. The case types reported may not necessitate judicial involvement.

Dashboard	Monthly Filings Summary	Jan --- Oct Filings				
<p>Court: Charlotte Circuit Start/End Date: Jan-23 / Oct-24 2023 Average Month: 77 Jan-Oct 2023: 721 Filings Trending: ▲</p> <p>Circuit/Court ID: 10 210037 Type of Case: Filings 2024 Average Month:79 Jan-Oct 2024 : 794 Overall AVG. Month: 78</p>	<p>Jan 23 - Oct 24</p>	<table border="1" style="margin: auto;"> <tr> <td style="text-align: center;">794</td> <td style="text-align: center;">721</td> </tr> <tr> <td style="text-align: center;">2024</td> <td style="text-align: center;">2023</td> </tr> </table>	794	721	2024	2023
794	721					
2024	2023					

Filings by Division																
Divisions		Jan	Feb	Mar	Apr	May	Jun	Jul	Aug	Sep	Oct	Nov	Dec	Thru Oct	% Change	Total
Total	2024	73	67	63	160	41	69	42	66	94	119	-	-	794	10%	794
	2023	51	64	84	50	64	96	52	84	85	91	76	123	721	▲	920
Civil	2024	10	10	7	8	4	7	6	4	10	9	-	-	75	-5%	75
	2023	7	8	11	5	10	3	8	8	14	5	13	9	79	▼	101
Criminal	2024	19	12	12	118	8	27	8	38	46	63	-	-	351	18%	351
	2023	6	27	21	27	16	73	7	39	31	50	32	23	297	▲	352
Concealed Handgun Permits	2024	17	27	24	17	16	11	13	10	19	26	-	-	180	-10%	180
	2023	21	18	39	8	19	12	20	21	23	18	23	15	199	▼	237
Miscellaneous/ Other	2024	26	18	20	17	13	24	15	14	19	21	-	-	187	28%	187
	2023	17	11	13	10	19	8	17	16	17	18	8	76	146	▲	230
Others	2024	1	-	-	-	-	-	-	-	-	-	-	-	1	1	1
	2023	-	-	-	-	-	-	-	-	-	-	-	-	0	↔	0


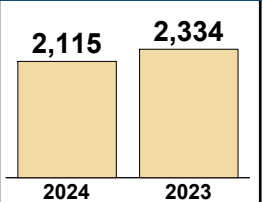
Filings by Case Category																
Case Categories		Jan	Feb	Mar	Apr	May	Jun	Jul	Aug	Sep	Oct	Nov	Dec	Thru Oct	% Change	Total
Administrative Law	2024	-	-	-	-	-	-	-	-	-	1	-	-	1	1	1
	2023	-	-	-	-	-	-	-	-	-	-	-	-	-	0	↔
Contested Divorce	2024	2	4	1	1	-	-	-	-	-	-	-	-	8	60%	8
	2023	-	-	1	-	1	-	2	-	1	-	1	3	5	▲	9
Domestic and Family - Level 1	2024	1	-	-	1	-	2	2	1	3	1	-	-	11	-48%	11
	2023	1	4	4	2	6	-	-	-	3	1	1	1	21	▼	23
Domestic and Family - Level 2	2024	2	3	-	-	1	1	-	-	1	-	-	-	8	0%	8
	2023	1	-	1	-	-	2	1	1	1	1	2	-	8	↔	10
Felonies and Related Matters	2024	15	9	8	110	6	24	8	32	30	47	-	-	289	17%	289
	2023	4	25	15	21	10	70	3	34	20	46	16	18	248	▲	282
General Civil - Level 1	2024	-	-	-	-	-	-	-	-	-	-	-	-	0	-100%	0
	2023	-	-	-	-	-	-	1	-	-	-	-	-	1	▼	1
General Civil - Level 2	2024	-	-	1	1	1	2	-	2	2	1	-	-	10	11%	10
	2023	-	-	1	-	1	-	2	1	3	1	2	1	9	▲	12
General Civil - Level 3	2024	3	2	6	1	-	-	-	-	-	1	3	-	16	-11%	16
	2023	3	1	1	-	1	1	1	3	4	3	4	1	18	▼	23
Miscellaneous Civil	2024	20	33	29	22	20	21	17	16	20	33	-	-	231	-11%	231
	2023	29	23	44	12	25	15	27	26	31	28	28	21	260	▼	309
Misdemeanor	2024	3	3	4	9	2	2	1	2	16	16	-	-	58	38%	58
	2023	2	1	2	6	7	2	3	5	10	4	10	6	42	▲	58
Other	2024	23	11	13	12	9	14	11	8	18	14	-	-	133	56%	133
	2023	9	7	8	6	12	5	10	12	9	7	3	70	85	▲	158
Other Criminally Related Matters	2024	1	-	-	-	-	1	-	4	-	-	-	-	6	-33%	6
	2023	-	1	5	-	-	1	1	-	1	-	6	-	9	▼	15
Probates/Wills & Trusts - Level 1	2024	1	-	-	-	-	-	-	-	-	-	1	-	2	2	2
	2023	-	-	-	-	-	-	-	-	-	-	-	-	0	↔	0
Probates/Wills & Trusts - Level 2	2024	1	1	-	1	-	1	-	-	-	-	-	-	4	33%	4
	2023	-	-	-	-	1	-	-	1	1	-	-	-	3	▲	3
Uncontested Divorce	2024	1	1	1	2	2	1	3	1	2	3	-	-	17	42%	17
	2023	2	2	3	2	-	-	1	1	1	-	3	2	12	▲	17

Dashboard	Monthly Filings Summary	Jan --- Oct Filings
<p>Court: Cumberland Circuit Start/End Date: Jan-23 / Oct-24 2023 Average Month: 51 Jan-Oct 2023: 495 Filings Trending: ▲</p>	<p>Circuit/Court ID: 10 210049 Type of Case: Filings 2024 Average Month:55 Jan-Oct 2024 : 545 Overall AVG. Month: 52</p>	 <p style="text-align: center;">Jan 23 - Oct 24</p>
		 <p style="text-align: center;">2024: 545 2023: 495</p>

Filings by Division																
Divisions		Jan	Feb	Mar	Apr	May	Jun	Jul	Aug	Sep	Oct	Nov	Dec	Thru Oct	% Change	Total
Total	2024	52	58	54	51	36	60	49	68	57	60	-	-	545	10%	545
	2023	64	63	48	48	34	61	35	54	48	40	52	62	495	▲	609
Civil	2024	5	4	2	3	4	1	6	7	7	9	-	-	48	-25%	48
	2023	6	7	7	3	4	6	6	12	7	6	6	9	64	▼	79
Criminal	2024	5	21	11	14	11	38	15	20	20	20	-	-	175	12%	175
	2023	21	24	6	21	6	31	11	11	14	11	19	15	156	▲	190
Concealed Handgun Permits	2024	28	18	25	22	16	15	16	25	21	18	-	-	204	4%	204
	2023	26	23	28	18	16	15	14	22	19	16	20	29	197	▲	246
Miscellaneous/ Other	2024	14	15	16	12	5	6	11	15	9	13	-	-	116	49%	116
	2023	11	9	7	6	8	9	4	9	8	7	7	9	78	▲	94
Others	2024	-	-	-	-	-	-	1	1	-	-	-	-	2	2	2
	2023	-	-	-	-	-	-	-	-	-	-	-	-	0	↔	0

Filings by Case Category																
Case Categories		Jan	Feb	Mar	Apr	May	Jun	Jul	Aug	Sep	Oct	Nov	Dec	Thru Oct	% Change	Total
Contested Divorce	2024	-	-	-	-	1	-	1	2	1	1	-	-	6	20%	6
	2023	-	2	-	1	-	1	-	1	-	-	-	2	5	▲	7
Domestic and Family - Level 1	2024	-	-	-	-	2	-	1	-	2	-	-	-	5	0%	5
	2023	1	-	-	-	-	-	-	1	3	-	4	-	5	↔	9
Domestic and Family - Level 2	2024	-	1	-	-	-	-	-	-	-	-	-	-	1	-50%	1
	2023	-	-	-	-	1	-	-	-	1	-	-	-	2	▼	2
Felonies and Related Matters	2024	3	20	8	8	8	30	9	10	9	11	-	-	116	36%	116
	2023	15	13	2	11	5	13	4	4	12	6	13	13	85	▲	111
General Civil - Level 1	2024	-	-	-	-	-	-	-	-	-	-	-	-	0	-100%	0
	2023	-	-	-	-	-	-	-	-	-	-	1	-	1	▼	1
General Civil - Level 2	2024	1	1	1	-	-	-	1	-	2	1	-	-	7	-13%	7
	2023	1	-	1	-	-	-	1	1	1	2	-	5	8	▼	13
General Civil - Level 3	2024	2	1	-	1	-	1	3	2	3	5	-	-	18	6%	18
	2023	3	2	-	-	1	4	2	4	1	-	-	1	17	▲	18
Miscellaneous Civil	2024	36	20	33	26	19	18	18	33	25	21	-	-	249	1%	249
	2023	34	27	33	22	21	20	17	30	20	22	26	37	246	▲	309
Misdemeanor	2024	2	1	3	4	3	8	5	10	11	9	-	-	56	6%	56
	2023	6	6	3	5	-	18	3	5	2	5	6	2	53	▲	61
Other	2024	6	13	8	8	2	2	9	8	4	10	-	-	70	126%	70
	2023	3	5	3	2	2	4	2	2	7	1	1	1	31	▲	33
Other Criminally Related Matters	2024	-	-	-	2	-	-	1	-	-	-	-	-	3	-83%	3
	2023	-	5	1	5	1	-	4	2	-	-	-	-	18	▼	18
Probates/Wills & Trusts - Level 2	2024	1	-	-	1	-	-	-	1	-	-	-	-	3	0%	3
	2023	-	1	1	-	-	-	-	-	-	1	-	-	3	↔	3
Uncontested Divorce	2024	1	1	1	1	1	1	1	2	-	2	-	-	11	-48%	11
	2023	1	2	4	2	2	1	2	4	1	2	2	1	21	▼	24

This report reflects the case management system. Numbers will update as reports are refreshed and posted. The case types reported may not necessitate judicial involvement.

Dashboard	Monthly Filings Summary	Jan --- Oct Filings
<p>Court: Halifax Circuit Start/End Date: Jan-23 / Oct-24 2023 Average Month: 224 Jan-Oct 2023: 2,334 Filings Trending: ▼</p>	<p>Circuit/Court ID: 10 210083 Type of Case: Filings 2024 Average Month: 212 Jan-Oct 2024 : 2,115 Overall AVG. Month: 218</p>	 <p style="text-align: center;">Jan 23 - Oct 24</p>
		 <p style="text-align: center;">2024 2023</p>

Filings by Division																
Divisions		Jan	Feb	Mar	Apr	May	Jun	Jul	Aug	Sep	Oct	Nov	Dec	Thru Oct	% Change	Total
Total	2024	245	232	238	198	197	173	208	200	179	245	-	-	2,115	-9%	2,115
	2023	249	222	247	289	201	223	181	226	157	339	171	180	2,334	▼	2,685
Civil	2024	15	18	25	23	32	19	26	19	15	32	-	-	224	-14%	224
	2023	24	19	31	34	12	37	18	36	22	26	18	23	259	▼	300
Criminal	2024	137	111	103	88	85	96	99	82	85	107	-	-	993	-9%	993
	2023	93	76	97	172	120	82	64	89	77	216	91	84	1,086	▼	1,261
Concealed Handgun Permits	2024	66	66	64	61	48	29	38	49	57	65	-	-	543	-18%	543
	2023	98	82	80	52	47	61	60	63	43	73	50	61	659	▼	770
Miscellaneous/Other	2024	27	37	46	26	32	29	44	50	22	41	-	-	354	8%	354
	2023	34	45	39	31	22	43	39	37	14	23	12	12	327	▲	351
Others	2024	-	-	-	-	-	-	1	-	-	-	-	-	1	-67%	1
	2023	-	-	-	-	-	-	-	1	1	1	-	-	3	▼	3

Filings by Case Category																
Case Categories		Jan	Feb	Mar	Apr	May	Jun	Jul	Aug	Sep	Oct	Nov	Dec	Thru Oct	% Change	Total
Administrative Law	2024	-	-	-	-	1	-	-	-	-	3	-	-	4	33%	4
	2023	-	-	2	-	-	-	-	-	1	-	-	-	3	▲	3
Capital Murder	2024	-	-	-	-	-	-	-	-	-	1	-	-	1	1	1
	2023	-	-	-	-	-	-	-	-	-	-	-	-	0	↔	0
Contested Divorce	2024	4	2	-	1	2	1	5	4	-	3	-	-	22	-27%	22
	2023	4	2	5	3	1	6	1	3	3	2	1	3	30	▼	34
Domestic and Family - Level 1	2024	1	3	5	1	10	1	5	1	1	10	-	-	38	171%	38
	2023	3	-	-	2	-	2	1	1	1	4	4	1	14	▲	19
Domestic and Family - Level 2	2024	1	-	3	-	1	1	-	1	-	1	-	-	8	-27%	8
	2023	1	3	-	-	-	3	1	2	-	1	2	-	11	▼	13
Felonies and Related Matters	2024	92	68	75	56	61	70	81	56	60	82	-	-	701	5%	701
	2023	42	47	70	143	77	46	38	58	43	104	57	60	668	▲	785
General Civil - Level 1	2024	-	2	-	1	-	1	-	-	-	-	-	-	4	100%	4
	2023	-	1	-	-	-	1	-	-	-	-	-	-	2	▲	2
General Civil - Level 2	2024	3	4	1	3	3	2	1	3	2	4	-	-	26	-33%	26
	2023	5	1	4	7	3	5	4	4	4	2	2	3	39	▼	44
General Civil - Level 3	2024	3	3	9	11	5	8	4	5	1	4	-	-	53	-12%	53
	2023	5	3	7	19	4	3	5	6	2	6	2	4	60	▼	66
Miscellaneous Civil	2024	74	84	85	73	57	43	58	60	65	91	-	-	690	-13%	690
	2023	112	97	94	61	56	77	71	75	55	95	61	72	793	▼	926
Misdemeanor	2024	45	35	21	28	24	26	18	25	24	23	-	-	269	-22%	269
	2023	40	29	29	19	38	28	18	21	20	102	22	24	344	▼	390
Other	2024	15	17	21	13	21	16	24	38	12	15	-	-	192	-4%	192
	2023	20	30	26	20	13	30	24	34	1	2	-	-	200	▼	200
Other Criminally Related Matters	2024	1	8	7	4	-	1	-	1	2	1	-	-	25	-68%	25
	2023	11	1	2	10	5	8	8	10	14	10	12	1	79	▼	92
Probates/Wills & Trusts - Level 1	2024	-	-	-	-	1	-	1	-	-	-	-	-	2	0%	2
	2023	-	-	-	-	-	1	-	1	-	-	-	-	2	↔	2
Probates/Wills & Trusts - Level 2	2024	-	-	2	-	4	1	-	-	-	1	-	-	8	-60%	8
	2023	-	-	1	-	1	5	2	3	7	1	2	3	20	▼	25
Protective Orders	2024	-	-	-	-	-	-	2	-	-	-	-	-	2	2	2
	2023	-	-	-	-	-	-	-	-	-	-	-	-	0	↔	0
Uncontested Divorce	2024	6	6	9	7	7	2	9	6	12	6	-	-	70	1%	70
	2023	6	8	7	5	3	8	8	8	6	10	6	9	69	▲	84

This report reflects the case management system. Numbers will update as reports are refreshed and posted. The case types reported may not necessitate judicial involvement.

CPSS-CCMS-10.01 CASELOAD STATISTICS OF THE CIRCUIT COURTS

Lunenburg

January 2023 -- October 2024 Filings

Alexandria and Fairfax Circuit are not Included in State Totals.

Dashboard		Monthly Filings Summary		Jan --- Oct Filings					
<p>Court: Lunenburg Circuit Start/End Date: Jan-23 / Oct-24 2023 Average Month: 51 Jan-Oct 2023: 511 Filings Trending: ↔</p>	<p>Circuit/Court ID: 10 210111 Type of Case: Filings 2024 Average Month: 51 Jan-Oct 2024 : 510 Overall AVG. Month: 51</p>	<p>Jan 23 - Oct 24</p>		<table border="1" style="margin: auto;"> <tr> <td style="width: 50%; text-align: center;">510</td> <td style="width: 50%; text-align: center;">511</td> </tr> <tr> <td style="text-align: center;">2024</td> <td style="text-align: center;">2023</td> </tr> </table>		510	511	2024	2023
510	511								
2024	2023								

Filings by Division																
Divisions		Jan	Feb	Mar	Apr	May	Jun	Jul	Aug	Sep	Oct	Nov	Dec	Thru Oct	% Change	Total
Total	2024	38	45	59	40	64	38	49	41	47	89	-	-	510	0%	510
	2023	52	58	56	56	53	40	39	59	26	72	56	39	511	▼	606
Civil	2024	3	8	10	5	9	1	1	2	5	15	-	-	59	111%	59
	2023	2	7	-	2	5	5	1	1	3	2	2	2	28	▲	32
Criminal	2024	15	9	16	9	28	14	23	14	5	40	-	-	173	1%	173
	2023	6	20	5	33	16	17	10	21	6	37	26	4	171	▲	201
Concealed Handgun Permits	2024	13	24	24	21	24	17	19	20	32	24	-	-	218	1%	218
	2023	28	23	35	13	24	13	17	25	11	26	18	16	215	▲	249
Miscellaneous/Other	2024	7	4	9	4	3	6	6	5	5	10	-	-	59	-39%	59
	2023	16	8	16	8	8	5	11	12	6	7	10	17	97	▼	124
Others	2024	-	-	-	1	-	-	-	-	-	-	-	-	1	1	1
	2023	-	-	-	-	-	-	-	-	-	-	-	-	0	↔	0

Filings by Case Category																
Case Categories		Jan	Feb	Mar	Apr	May	Jun	Jul	Aug	Sep	Oct	Nov	Dec	Thru Oct	% Change	Total
Contested Divorce	2024	-	1	1	2	3	-	-	-	-	3	-	-	10	150%	10
	2023	1	1	-	1	-	1	-	-	-	-	-	1	4	▲	5
Domestic and Family - Level 1	2024	-	1	2	-	-	-	-	-	-	2	-	-	5	150%	5
	2023	-	2	-	-	-	-	-	-	-	-	-	-	2	▲	2
Domestic and Family - Level 2	2024	-	-	-	-	-	1	-	-	1	-	-	-	2	2	2
	2023	-	-	-	-	-	-	-	-	-	-	-	-	0	↔	0
Felonies and Related Matters	2024	14	7	13	8	18	9	19	11	3	36	-	-	138	12%	138
	2023	3	8	3	22	14	15	6	17	4	31	17	4	123	▲	144
General Civil - Level 1	2024	-	-	-	-	-	1	-	-	-	-	-	-	1	0%	1
	2023	-	-	-	1	-	-	-	-	-	-	-	-	1	↔	1
General Civil - Level 2	2024	2	3	3	3	1	2	5	2	3	1	-	-	25	-22%	25
	2023	10	2	5	3	1	1	7	1	1	1	-	3	32	▼	35
General Civil - Level 3	2024	1	4	-	-	2	1	-	1	-	8	-	-	17	-19%	17
	2023	5	2	2	1	2	-	2	4	3	-	1	1	21	▼	23
Miscellaneous Civil	2024	18	26	33	23	25	19	20	23	36	34	-	-	257	1%	257
	2023	29	28	44	16	29	17	19	28	13	32	27	30	255	▲	312
Misdemeanor	2024	1	2	3	-	2	2	2	2	2	4	-	-	20	-52%	20
	2023	2	12	2	11	2	2	1	3	1	6	5	-	42	▼	47
Other	2024	-	-	-	1	-	-	-	-	-	-	-	-	1	-86%	1
	2023	-	-	-	-	1	1	-	4	1	-	1	-	7	▼	8
Other Criminally Related Matters	2024	-	-	-	1	8	3	2	1	-	-	-	-	15	150%	15
	2023	1	-	-	-	-	-	3	1	1	-	4	-	6	▲	10
Probates/Wills & Trusts - Level 2	2024	-	-	-	-	-	-	-	-	-	-	-	-	0	-100%	0
	2023	-	1	-	-	-	-	-	-	2	1	-	-	4	▼	4
Protective Orders	2024	-	-	1	-	-	-	-	-	2	1	-	-	4	4	4
	2023	-	-	-	-	-	-	-	-	-	-	-	-	0	↔	0
Uncontested Divorce	2024	2	1	3	2	5	-	1	1	-	-	-	-	15	7%	15
	2023	1	2	-	1	4	3	1	1	-	1	1	-	14	▲	15


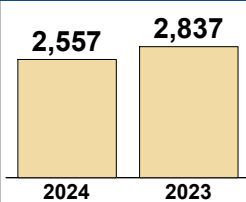
This report reflects the case management system. Numbers will update as reports are refreshed and posted. The case types reported may not necessitate judicial involvement.

CPSS-CCMS-10.01 CASELOAD STATISTICS OF THE CIRCUIT COURTS

Mecklenburg

January 2023 -- October 2024 Filings

Alexandria and Fairfax Circuit are not Included in State Totals.

Dashboard	Monthly Filings Summary	Jan --- Oct Filings
<p>Court: Mecklenburg Circuit Start/End Date: Jan-23 / Oct-24 2023 Average Month: 271 Jan-Oct 2023: 2,837 Filings Trending: ▼</p>	<p>Circuit/Court ID: 10 210117 Type of Case: Filings 2024 Average Month: 256 Jan-Oct 2024 : 2,557 Overall AVG. Month: 264</p>  <p style="text-align: center;">Jan 23 - Oct 24</p>	<p style="text-align: center;">2,557 2,837</p>  <p style="text-align: center;">2024 2023</p>

Filings by Division																
Divisions		Jan	Feb	Mar	Apr	May	Jun	Jul	Aug	Sep	Oct	Nov	Dec	Thru Oct	% Change	Total
Total	2024	343	283	270	290	209	254	175	222	220	291	-	-	2,557	-10%	2,557
	2023	251	283	337	274	357	245	190	323	320	257	234	176	2,837	▼	3,247
Civil	2024	40	45	36	36	37	47	27	41	62	52	-	-	423	-18%	423
	2023	33	52	79	50	51	47	29	36	98	41	44	34	516	▼	594
Criminal	2024	186	128	132	163	73	134	65	87	104	145	-	-	1,217	-3%	1,217
	2023	81	116	116	98	194	112	94	202	122	116	111	87	1,251	▼	1,449
Concealed Handgun Permits	2024	76	62	62	52	57	40	50	67	39	66	-	-	571	-15%	571
	2023	94	72	83	85	74	55	42	53	56	54	53	30	668	▼	751
Miscellaneous/Other	2024	40	47	37	39	41	32	29	27	15	28	-	-	335	-16%	335
	2023	42	42	59	41	38	30	24	32	44	46	25	25	398	▼	448
Others	2024	1	1	3	-	1	1	4	-	-	-	-	-	11	175%	11
	2023	1	1	-	-	-	1	1	-	-	-	1	-	4	▲	5

Filings by Case Category																
Case Categories		Jan	Feb	Mar	Apr	May	Jun	Jul	Aug	Sep	Oct	Nov	Dec	Thru Oct	% Change	Total
Administrative Law	2024	-	-	-	-	-	-	-	1	-	-	-	-	1	0%	1
	2023	-	-	-	-	-	1	-	-	-	-	-	-	1	↔	1
Capital Murder	2024	-	-	-	-	-	3	-	-	-	-	-	-	3	50%	3
	2023	-	-	-	-	-	-	-	2	-	-	-	-	2	▲	2
Contested Divorce	2024	10	8	7	3	8	8	6	7	3	6	-	-	66	-35%	66
	2023	4	11	28	10	13	3	9	5	13	5	6	6	101	▼	113
Domestic and Family - Level 1	2024	4	1	2	2	-	3	2	3	-	-	-	-	17	-73%	17
	2023	3	9	10	5	5	12	4	5	8	2	6	1	63	▼	70
Domestic and Family - Level 2	2024	1	-	-	1	1	1	-	-	1	1	-	-	6	-40%	6
	2023	-	-	-	-	2	3	-	1	3	1	-	2	10	▼	12
Felonies and Related Matters	2024	157	81	68	121	51	82	29	54	73	84	-	-	800	-11%	800
	2023	60	94	84	57	165	69	70	132	81	89	69	29	901	▼	999
General Civil - Level 1	2024	1	-	-	-	-	1	-	1	1	1	-	-	5	150%	5
	2023	-	-	1	-	-	-	1	-	-	-	1	-	2	▲	3
General Civil - Level 2	2024	5	2	3	7	9	9	2	7	5	7	-	-	56	30%	56
	2023	2	3	4	2	3	2	5	3	10	9	4	6	43	▲	53
General Civil - Level 3	2024	-	4	2	2	-	-	2	2	28	7	-	-	47	-33%	47
	2023	2	2	5	2	3	3	2	3	46	2	6	5	70	▼	81
Miscellaneous Civil	2024	85	82	73	64	68	51	62	83	46	87	-	-	701	-13%	701
	2023	103	85	100	107	84	67	47	65	78	74	62	43	810	▼	915
Misdemeanor	2024	23	32	60	36	11	44	26	28	26	47	-	-	333	16%	333
	2023	20	22	24	18	24	35	20	60	37	26	37	51	286	▲	374
Other	2024	31	25	29	24	30	25	21	11	8	6	-	-	210	-15%	210
	2023	35	29	40	18	27	17	16	19	23	24	16	10	248	▼	274
Other Criminally Related Matters	2024	6	15	4	6	11	5	12	5	5	14	-	-	83	28%	83
	2023	1	2	8	23	6	8	4	8	4	1	5	7	65	▲	77
Probates/Wills & Trusts - Level 1	2024	-	1	1	1	1	-	-	2	-	1	-	-	7	-13%	7
	2023	-	3	-	1	2	1	1	-	-	-	-	-	8	▼	8
Probates/Wills & Trusts - Level 2	2024	2	2	-	2	-	1	-	-	2	1	-	-	10	-9%	10
	2023	2	2	2	1	-	-	-	-	1	3	-	-	11	▼	11
Protective Orders	2024	-	-	-	-	-	-	-	-	-	-	-	-	0	-100%	0
	2023	-	-	1	-	-	-	-	-	-	-	-	-	1	▼	1
Uncontested Divorce	2024	18	30	21	21	19	21	13	18	22	29	-	-	212	-1%	212
	2023	19	21	30	30	23	24	11	20	16	21	22	16	215	▼	253

This report reflects the case management system. Numbers will update as reports are refreshed and posted. The case types reported may not necessitate judicial involvement.

CPSS-CCMS-10.01 CASELOAD STATISTICS OF THE CIRCUIT COURTS

Prince Edward

January 2023 -- October 2024 Filings

Alexandria and Fairfax Circuit are not Included in State Totals.

Dashboard		Monthly Filings Summary		Jan --- Oct Filings					
<p>Court: Prince Edward Circuit Start/End Date: Jan-23 / Oct-24 2023 Average Month: 114 Jan-Oct 2023: 1,166 Filings Trending: ▲</p>	<p>Circuit/Court ID: 10 210147 Type of Case: Filings 2024 Average Month: 121 Jan-Oct 2024 : 1,211 Overall AVG. Month: 117</p>			<table border="1" style="margin: auto;"> <tr> <td style="text-align: center; width: 50px;">1,211</td> <td style="text-align: center; width: 50px;">1,166</td> </tr> <tr> <td style="text-align: center;">2024</td> <td style="text-align: center;">2023</td> </tr> </table>		1,211	1,166	2024	2023
1,211	1,166								
2024	2023								

Filings by Division																
Divisions		Jan	Feb	Mar	Apr	May	Jun	Jul	Aug	Sep	Oct	Nov	Dec	Thru Oct	% Change	Total
Total	2024	122	91	110	210	105	86	87	123	138	139	-	-	1,211	4%	1,211
	2023	120	90	119	96	126	130	123	103	136	123	106	97	1,166	▲	1,369
Civil	2024	9	6	12	20	16	9	11	16	15	21	-	-	135	25%	135
	2023	7	6	10	8	20	10	17	8	13	9	10	11	108	▲	129
Criminal	2024	63	28	55	146	48	47	41	63	84	53	-	-	628	19%	628
	2023	37	30	47	33	51	74	65	39	83	68	51	46	527	▲	624
Concealed Handgun Permits	2024	26	33	20	15	24	21	19	27	18	35	-	-	238	-18%	238
	2023	42	38	34	31	23	18	17	34	25	29	26	28	291	▼	345
Miscellaneous/Other	2024	24	23	23	29	17	9	16	17	21	30	-	-	209	-12%	209
	2023	34	15	28	23	32	28	24	22	15	17	19	12	238	▼	269
Others	2024	-	1	-	-	-	-	-	-	-	-	-	-	1	-50%	1
	2023	-	1	-	1	-	-	-	-	-	-	-	-	2	▼	2

Filings by Case Category																
Case Categories		Jan	Feb	Mar	Apr	May	Jun	Jul	Aug	Sep	Oct	Nov	Dec	Thru Oct	% Change	Total
Administrative Law	2024	-	-	-	-	-	-	-	-	-	-	-	-	0	-100%	0
	2023	-	-	-	-	-	-	-	1	-	-	-	-	1	▼	1
Capital Murder	2024	-	-	-	-	-	-	-	-	-	-	-	-	0	-100%	0
	2023	-	-	1	-	-	-	-	1	-	-	-	-	2	▼	2
Contested Divorce	2024	2	-	-	3	4	-	1	2	1	1	-	-	14	-7%	14
	2023	2	-	1	2	3	-	4	1	1	1	-	1	15	▼	16
Domestic and Family - Level 1	2024	-	-	1	4	-	-	-	3	4	-	-	-	12	-14%	12
	2023	-	-	1	-	2	1	2	2	4	2	2	-	14	▼	16
Domestic and Family - Level 2	2024	-	-	1	-	1	-	-	1	-	1	-	-	4	33%	4
	2023	-	-	1	-	-	-	-	2	-	-	-	1	3	▲	4
Felonies and Related Matters	2024	61	8	44	129	38	31	32	54	70	28	-	-	495	34%	495
	2023	27	19	33	18	41	51	44	22	66	48	42	37	369	▲	448
General Civil - Level 1	2024	-	-	-	-	-	-	-	-	-	-	-	-	0	-100%	0
	2023	-	1	-	-	-	-	-	-	-	-	-	-	1	▼	1
General Civil - Level 2	2024	2	4	5	4	5	5	1	3	3	6	-	-	38	81%	38
	2023	-	1	3	1	4	2	4	1	1	4	2	4	21	▲	27
General Civil - Level 3	2024	-	2	2	3	1	2	-	2	2	8	-	-	22	214%	22
	2023	-	1	1	-	2	-	1	1	1	-	1	3	7	▲	11
Miscellaneous Civil	2024	36	42	36	27	29	28	26	36	29	45	-	-	334	-14%	334
	2023	46	43	47	44	38	31	27	42	32	39	33	30	389	▼	452
Misdemeanor	2024	3	18	8	17	9	14	9	7	12	23	-	-	120	-7%	120
	2023	10	11	13	13	8	18	18	10	16	12	9	9	129	▼	147
Other	2024	14	12	7	17	12	3	10	8	10	20	-	-	113	-22%	113
	2023	31	10	15	11	18	16	15	12	9	7	12	10	144	▼	166
Other Criminally Related Matters	2024	-	2	3	1	1	2	-	2	2	3	-	-	16	-43%	16
	2023	-	-	-	2	3	5	3	6	1	8	-	-	28	▼	28
Probates/Wills & Trusts - Level 1	2024	1	-	-	-	-	-	-	-	-	-	-	-	1	-50%	1
	2023	-	1	-	-	-	-	-	1	-	-	-	-	2	▼	2
Probates/Wills & Trusts - Level 2	2024	1	-	1	1	2	-	1	-	2	2	-	-	10	43%	10
	2023	1	1	2	1	-	1	-	-	1	-	1	-	7	▲	8
Protective Orders	2024	-	-	-	-	1	-	2	1	-	-	-	-	4	100%	4
	2023	-	-	-	-	-	-	-	-	2	-	-	2	2	▲	4
Uncontested Divorce	2024	2	3	2	4	2	1	5	4	3	2	-	-	28	-13%	28
	2023	3	2	1	4	7	5	4	2	2	2	2	2	32	▼	36

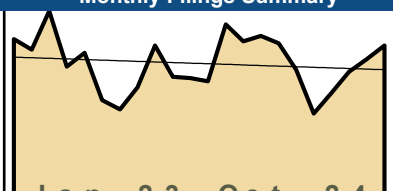
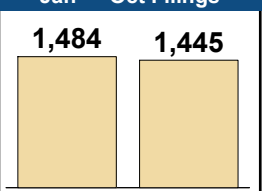
This report reflects the case management system. Numbers will update as reports are refreshed and posted. The case types reported may not necessitate judicial involvement.

Dashboard	Monthly Filings Summary	Jan --- Oct Filings
<p>Court: Amelia Circuit Start/End Date: Jan-23 / Oct-24 2023 Average Month: 73 Jan-Oct 2023: 718 Filings Trending: ▲</p> <p>Circuit/Court ID: 11 211007 Type of Case: Filings 2024 Average Month:83 Jan-Oct 2024 : 831 Overall AVG. Month: 78</p>	<p>Jan 23 - Oct 24</p>	<p>831 (2024) vs 718 (2023)</p>

Filings by Division																
Divisions		Jan	Feb	Mar	Apr	May	Jun	Jul	Aug	Sep	Oct	Nov	Dec	Thru Oct	% Change	Total
Total	2024	85	94	59	69	65	79	85	67	104	124	-	-	831	16%	831
	2023	87	68	78	73	54	79	60	88	57	74	60	98	718	▲	876
Civil	2024	6	10	9	8	13	9	4	8	2	6	-	-	75	17%	75
	2023	5	5	6	8	8	6	6	7	7	6	6	5	64	▲	75
Criminal	2024	22	19	7	16	13	23	37	16	43	46	-	-	242	7%	242
	2023	21	20	14	25	10	33	18	44	21	21	15	49	227	▲	291
Concealed Handgun Permits	2024	46	45	32	33	28	30	26	30	42	63	-	-	375	14%	375
	2023	47	33	48	29	27	32	30	24	25	35	32	36	330	▲	398
Miscellaneous/Other	2024	10	20	11	12	11	17	18	13	16	9	-	-	137	41%	137
	2023	14	10	10	11	9	8	6	13	4	12	7	8	97	▲	112
Others	2024	1	-	-	-	-	-	-	-	1	-	-	-	2	2	2
	2023	-	-	-	-	-	-	-	-	-	-	-	-	0	↔	0

Filings by Case Category																
Case Categories		Jan	Feb	Mar	Apr	May	Jun	Jul	Aug	Sep	Oct	Nov	Dec	Thru Oct	% Change	Total
Contested Divorce	2024	1	-	3	2	-	1	-	1	-	2	-	-	10	0%	10
	2023	-	-	2	1	-	2	2	2	-	1	2	-	10	↔	12
Domestic and Family - Level 1	2024	-	1	2	2	2	-	-	1	-	-	-	-	8	33%	8
	2023	-	1	-	3	-	1	-	-	1	-	2	-	6	▲	8
Domestic and Family - Level 2	2024	-	-	-	-	-	1	-	2	-	-	-	-	3	200%	3
	2023	-	-	1	-	-	-	-	-	-	-	-	-	1	▲	1
Felonies and Related Matters	2024	18	13	3	12	9	18	11	9	30	20	-	-	143	-1%	143
	2023	10	14	10	20	5	29	13	16	11	17	7	35	145	▼	187
General Civil - Level 1	2024	1	-	-	-	-	-	-	-	-	-	-	-	1	1	1
	2023	-	-	-	-	-	-	-	-	-	-	-	-	0	↔	0
General Civil - Level 2	2024	2	-	1	1	2	3	4	-	1	2	-	-	16	-24%	16
	2023	1	1	2	4	1	2	3	1	3	3	1	2	21	▼	24
General Civil - Level 3	2024	2	2	2	1	5	2	2	3	1	1	-	-	21	163%	21
	2023	3	-	-	1	-	-	1	1	1	1	-	2	8	▲	10
Miscellaneous Civil	2024	50	56	38	39	36	35	34	34	47	68	-	-	437	13%	437
	2023	56	38	52	32	35	36	36	31	28	42	34	41	386	▲	461
Misdemeanor	2024	4	6	2	4	3	5	26	5	9	26	-	-	90	14%	90
	2023	10	4	4	4	10	4	3	26	10	4	7	13	79	▲	99
Other	2024	7	9	3	5	3	11	5	7	12	4	-	-	66	89%	66
	2023	5	5	6	6	-	3	-	6	1	3	3	2	35	▲	40
Other Criminally Related Matters	2024	-	1	2	-	1	1	-	2	4	-	-	-	11	38%	11
	2023	1	2	-	1	-	-	2	2	-	-	1	1	8	▲	10
Probates/Wills & Trusts - Level 1	2024	-	-	-	-	-	-	1	-	-	-	-	-	1	0%	1
	2023	-	-	-	-	-	-	-	1	-	-	-	-	1	↔	1
Probates/Wills & Trusts - Level 2	2024	-	-	1	1	-	-	1	-	-	-	-	-	3	50%	3
	2023	-	1	-	-	-	-	-	-	-	1	1	1	2	▲	4
Uncontested Divorce	2024	-	6	2	2	4	2	1	3	-	1	-	-	21	31%	21
	2023	1	2	1	1	3	2	-	2	2	2	2	1	16	▲	19

This report reflects the case management system. Numbers will update as reports are refreshed and posted. The case types reported may not necessitate judicial involvement.

Dashboard		Circuit/Court ID: 11 211053		Monthly Filings Summary		Jan --- Oct Filings		
Court: Dinwiddie Circuit	Start/End Date: Jan-23 / Oct-24	Type of Case: Filings	2023 Average Month: 142	2024 Average Month: 148			1,484	1,445
Jan-Oct 2023: 1,445	Jan-Oct 2024 : 1,484	Overall AVG. Month: 145	Filings Trending: ▲					
							2024	2023

Filings by Division																
Divisions		Jan	Feb	Mar	Apr	May	Jun	Jul	Aug	Sep	Oct	Nov	Dec	Thru Oct	% Change	Total
Total	2024	182	166	171	164	139	97	117	137	149	162	-	-	1,484	3%	1,484
	2023	168	158	195	142	155	110	101	122	162	132	131	128	1,445	▲	1,704
Civil	2024	18	24	17	21	17	14	15	33	27	21	-	-	207	11%	207
	2023	22	17	19	19	23	17	16	14	17	23	22	20	187	▲	229
Criminal	2024	85	65	59	65	51	36	42	33	42	32	-	-	510	8%	510
	2023	35	45	61	57	60	36	14	47	77	42	36	54	474	▲	564
Concealed Handgun Permits	2024	63	67	71	56	45	40	53	54	54	81	-	-	584	-6%	584
	2023	94	82	92	54	60	40	52	46	54	49	62	44	623	▼	729
Miscellaneous/ Other	2024	16	10	21	22	26	7	7	17	22	25	-	-	173	8%	173
	2023	17	14	23	12	12	17	19	15	14	17	11	10	160	▲	181
Others	2024	-	-	3	-	-	-	-	-	4	3	-	-	10	900%	10
	2023	-	-	-	-	-	-	-	-	-	1	-	-	1	▲	1

Filings by Case Category																
Case Categories		Jan	Feb	Mar	Apr	May	Jun	Jul	Aug	Sep	Oct	Nov	Dec	Thru Oct	% Change	Total
Administrative Law	2024	-	-	1	-	-	-	-	-	-	1	-	-	2	2	2
	2023	-	-	-	-	-	-	-	-	-	-	-	-	0	↔	0
Capital Murder	2024	-	1	-	-	-	-	-	-	-	-	-	-	1	1	1
	2023	-	-	-	-	-	-	-	-	-	-	-	-	0	↔	0
Contested Divorce	2024	2	3	2	1	-	3	1	3	2	3	-	-	20	54%	20
	2023	2	-	1	1	2	-	3	-	1	3	2	3	13	▲	18
Domestic and Family - Level 1	2024	3	5	3	1	2	-	2	5	8	5	-	-	34	113%	34
	2023	4	1	1	1	3	2	1	-	-	3	2	5	16	▲	23
Domestic and Family - Level 2	2024	-	2	2	2	5	-	-	-	-	2	-	-	13	-43%	13
	2023	1	2	3	2	6	2	2	1	-	4	5	1	23	▼	29
Felonies and Related Matters	2024	45	45	28	49	22	22	22	13	25	15	-	-	286	14%	286
	2023	15	24	40	33	33	13	9	21	40	23	11	30	251	▲	292
General Civil - Level 1	2024	-	1	-	-	-	-	-	-	-	-	-	-	1	-50%	1
	2023	-	-	-	1	-	-	1	-	-	-	-	-	2	▼	2
General Civil - Level 2	2024	5	1	3	5	6	3	4	2	3	1	-	-	33	-20%	33
	2023	2	3	7	4	4	3	5	2	4	7	3	3	41	▼	47
General Civil - Level 3	2024	6	4	2	3	1	2	1	19	3	4	-	-	45	88%	45
	2023	3	2	2	5	2	3	1	1	3	2	3	6	24	▲	33
Miscellaneous Civil	2024	77	76	90	77	68	48	60	71	74	105	-	-	746	-5%	746
	2023	112	97	116	64	73	57	68	63	68	65	74	54	783	▼	911
Misdemeanor	2024	28	17	24	14	24	11	16	14	17	10	-	-	175	0%	175
	2023	14	15	16	21	21	17	2	23	30	16	20	18	175	↔	213
Other	2024	-	1	5	-	1	-	-	-	7	3	-	-	17	143%	17
	2023	-	1	-	3	-	1	-	1	-	1	1	-	7	▲	8
Other Criminally Related Matters	2024	12	2	7	3	5	3	5	6	2	7	-	-	52	0%	52
	2023	7	6	5	3	6	6	3	6	7	3	5	6	52	↔	63
Probates/Wills & Trusts - Level 1	2024	-	-	-	-	-	-	1	-	-	1	-	-	2	0%	2
	2023	-	1	-	-	1	-	-	-	-	-	-	-	2	↔	2
Probates/Wills & Trusts - Level 2	2024	2	1	2	1	1	2	3	1	1	1	-	-	15	67%	15
	2023	2	1	-	2	-	2	1	-	1	-	-	-	9	▲	9
Uncontested Divorce	2024	2	7	2	8	4	3	2	3	7	4	-	-	42	-11%	42
	2023	6	5	4	2	4	4	5	4	8	5	5	2	47	▼	54

This report reflects the case management system. Numbers will update as reports are refreshed and posted. The case types reported may not necessitate judicial involvement.

CPSS-CCMS-10.01 CASELOAD STATISTICS OF THE CIRCUIT COURTS

Nottoway

January 2023 -- October 2024 Filings

Alexandria and Fairfax Circuit are not Included in State Totals.

Dashboard		Monthly Filings Summary		Jan --- Oct Filings	
Court: Nottoway Circuit	Circuit/Court ID: 11 211135				
Start/End Date: Jan-23 / Oct-24	Type of Case: Filings				
2023 Average Month: 95	2024 Average Month: 110				
Jan-Oct 2023: 955	Jan-Oct 2024 : 1,097				
Filings Trending: ▲	Overall AVG. Month: 102				

Filings by Division																
Divisions		Jan	Feb	Mar	Apr	May	Jun	Jul	Aug	Sep	Oct	Nov	Dec	Thru Oct	% Change	Total
Total	2024	94	124	81	175	108	111	85	146	91	82	-	-	1,097	15%	1,097
	2023	106	101	122	73	103	80	73	97	72	128	90	92	955	▲	1,137
Civil	2024	10	47	7	113	9	60	8	66	16	12	-	-	348	185%	348
	2023	4	16	8	14	14	10	15	12	11	18	10	12	122	▲	144
Criminal	2024	45	30	31	27	65	21	38	31	48	38	-	-	374	-4%	374
	2023	46	39	44	27	56	27	20	40	23	69	38	34	391	▼	463
Concealed Handgun Permits	2024	23	31	28	25	24	14	18	22	18	22	-	-	225	-22%	225
	2023	45	25	51	20	24	31	19	29	20	23	25	32	287	▼	344
Miscellaneous/ Other	2024	16	16	15	9	10	16	21	27	9	10	-	-	149	-3%	149
	2023	11	21	19	11	9	12	19	16	18	17	17	14	153	▼	184
Others	2024	-	-	-	1	-	-	-	-	-	-	-	-	1	-50%	1
	2023	-	-	-	1	-	-	-	-	-	1	-	-	2	▼	2

Filings by Case Category																
Case Categories		Jan	Feb	Mar	Apr	May	Jun	Jul	Aug	Sep	Oct	Nov	Dec	Thru Oct	% Change	Total
Administrative Law	2024	-	-	-	2	-	-	1	-	1	1	-	-	5	150%	5
	2023	-	-	1	1	-	-	-	-	-	-	1	-	2	▲	3
Contested Divorce	2024	-	-	-	-	1	1	-	4	-	2	-	-	8	-33%	8
	2023	1	-	2	1	1	-	2	2	2	1	1	1	12	▼	14
Domestic and Family - Level 1	2024	-	-	-	-	-	1	-	-	2	-	-	-	3	-82%	3
	2023	-	6	-	-	4	-	1	-	-	6	-	-	17	▼	17
Domestic and Family - Level 2	2024	2	37	2	104	1	52	2	55	2	1	-	-	258	1,885%	258
	2023	-	-	2	3	2	-	4	1	-	1	4	3	13	▲	20
Felonies and Related Matters	2024	31	17	22	15	37	10	19	21	16	21	-	-	209	-22%	209
	2023	37	29	39	20	41	16	10	21	13	43	27	21	269	▼	317
General Civil - Level 1	2024	1	-	-	-	-	-	-	-	-	-	-	-	1	0%	1
	2023	-	-	-	-	-	1	-	-	-	-	-	-	1	↔	1
General Civil - Level 2	2024	3	1	-	1	-	3	2	3	3	1	-	-	17	-37%	17
	2023	1	2	-	4	-	1	3	7	6	3	2	6	27	▼	35
General Civil - Level 3	2024	6	4	2	3	4	3	3	1	3	4	-	-	33	14%	33
	2023	-	2	2	4	4	6	3	-	3	5	-	3	29	▲	32
Miscellaneous Civil	2024	31	43	43	32	33	24	27	36	25	28	-	-	322	-14%	322
	2023	51	41	61	27	31	35	32	39	29	30	34	38	376	▼	448
Misdemeanor	2024	12	11	9	6	25	9	19	8	5	5	-	-	109	24%	109
	2023	7	10	4	4	8	6	10	10	7	22	10	13	88	▲	111
Other	2024	4	5	1	3	2	4	10	12	4	2	-	-	47	-20%	47
	2023	5	5	9	4	2	6	5	4	9	10	8	5	59	▼	72
Other Criminally Related Matters	2024	2	2	-	6	3	2	-	2	27	12	-	-	56	60%	56
	2023	2	-	1	3	8	5	-	9	3	4	1	-	35	▲	36
Probates/Wills & Trusts - Level 1	2024	-	-	-	1	-	-	-	-	-	-	-	-	1	0%	1
	2023	1	-	-	-	-	-	-	-	-	-	-	1	1	↔	2
Probates/Wills & Trusts - Level 2	2024	-	1	-	-	1	2	1	1	1	1	-	-	8	0%	8
	2023	-	-	1	-	1	-	2	2	-	2	-	-	8	↔	8
Uncontested Divorce	2024	2	3	2	2	1	-	1	3	2	4	-	-	20	11%	20
	2023	1	6	-	2	1	4	1	2	-	1	2	1	18	▲	21

This report reflects the case management system. Numbers will update as reports are refreshed and posted. The case types reported may not necessitate judicial involvement.

Dashboard		Monthly Filings Summary		Jan --- Oct Filings			
<p>Court: Powhatan Circuit Start/End Date: Jan-23 / Oct-24 2023 Average Month: 149 Jan-Oct 2023: 1,539 Filings Trending: ↔</p>	<p>Circuit/Court ID: 11 211145 Type of Case: Filings 2024 Average Month: 151 Jan-Oct 2024 : 1,509 Overall AVG. Month: 150</p>	<p style="text-align: center; font-weight: bold; font-size: 1.2em;">Jan 23 - Oct 24</p>		<table style="margin: auto;"> <tr> <td style="text-align: center; width: 50%;"> <p style="font-size: 1.5em; font-weight: bold;">1,509</p> <p style="font-size: 0.8em;">2024</p> </td> <td style="text-align: center; width: 50%;"> <p style="font-size: 1.5em; font-weight: bold;">1,539</p> <p style="font-size: 0.8em;">2023</p> </td> </tr> </table>		<p style="font-size: 1.5em; font-weight: bold;">1,509</p> <p style="font-size: 0.8em;">2024</p>	<p style="font-size: 1.5em; font-weight: bold;">1,539</p> <p style="font-size: 0.8em;">2023</p>
<p style="font-size: 1.5em; font-weight: bold;">1,509</p> <p style="font-size: 0.8em;">2024</p>	<p style="font-size: 1.5em; font-weight: bold;">1,539</p> <p style="font-size: 0.8em;">2023</p>						

Filings by Division																
Divisions		Jan	Feb	Mar	Apr	May	Jun	Jul	Aug	Sep	Oct	Nov	Dec	Thru Oct	% Change	Total
Total	2024	180	124	172	147	144	134	131	147	143	187	-	-	1,509	-2%	1,509
	2023	155	195	199	119	148	131	120	146	134	192	115	128	1,539	▼	1,782
Civil	2024	16	6	20	13	16	18	12	14	11	22	-	-	148	-12%	148
	2023	15	21	17	4	20	16	18	18	20	19	17	10	168	▼	195
Criminal	2024	15	24	29	11	28	26	17	29	25	37	-	-	241	-2%	241
	2023	10	50	41	18	19	18	14	19	18	39	8	39	246	▼	293
Concealed Handgun Permits	2024	112	70	100	103	77	65	73	76	72	91	-	-	839	-2%	839
	2023	109	105	105	80	80	79	61	77	69	89	69	61	854	▼	984
Miscellaneous/ Other	2024	37	24	23	20	22	25	29	28	34	37	-	-	279	3%	279
	2023	21	19	36	17	29	18	27	32	27	44	21	18	270	▲	309
Others	2024	-	-	-	-	1	-	-	-	1	-	-	-	2	100%	2
	2023	-	-	-	-	-	-	-	-	-	1	-	-	1	▲	1

Filings by Case Category																
Case Categories		Jan	Feb	Mar	Apr	May	Jun	Jul	Aug	Sep	Oct	Nov	Dec	Thru Oct	% Change	Total
Administrative Law	2024	1	-	-	-	-	-	-	-	1	-	-	-	2	0%	2
	2023	-	-	-	-	-	1	-	-	-	1	-	-	2	↔	2
Contested Divorce	2024	1	3	2	3	3	2	2	1	1	6	-	-	24	33%	24
	2023	1	2	4	1	-	2	1	2	2	3	4	1	18	▲	23
Domestic and Family - Level 1	2024	4	-	-	1	3	3	2	2	-	1	-	-	16	-20%	16
	2023	2	3	-	1	6	2	1	-	4	1	1	4	20	▼	25
Domestic and Family - Level 2	2024	-	-	1	-	1	2	-	1	-	4	-	-	9	800%	9
	2023	-	-	-	-	-	-	-	1	-	-	2	-	1	▲	3
Felonies and Related Matters	2024	11	21	16	8	8	12	12	24	16	25	-	-	153	-16%	153
	2023	8	41	33	13	8	12	12	8	15	32	7	29	182	▼	218
General Civil - Level 1	2024	-	-	-	-	-	-	-	-	-	-	-	-	0	-100%	0
	2023	-	1	-	-	1	-	-	-	-	-	1	-	3	▼	3
General Civil - Level 2	2024	6	1	8	3	4	5	4	5	5	2	-	-	43	-14%	43
	2023	4	6	3	2	9	6	2	6	6	6	4	1	50	▼	55
General Civil - Level 3	2024	-	2	2	1	2	4	-	1	2	2	-	-	16	-27%	16
	2023	-	1	6	-	-	2	1	1	7	4	1	-	22	▼	23
Miscellaneous Civil	2024	130	87	117	113	92	79	94	88	94	110	-	-	1,004	-1%	1,004
	2023	122	116	123	90	95	91	81	100	85	113	88	74	1,016	▼	1,178
Misdemeanor	2024	1	3	12	3	10	9	4	2	9	12	-	-	65	10%	65
	2023	2	9	4	5	11	6	2	10	4	6	2	12	59	▲	73
Other	2024	18	3	5	9	6	9	8	12	12	16	-	-	98	13%	98
	2023	5	5	16	5	14	2	7	8	7	18	2	5	87	▲	94
Other Criminally Related Matters	2024	3	-	1	2	10	5	1	3	-	-	-	-	25	257%	25
	2023	-	-	4	-	-	-	1	1	-	1	-	-	7	▲	7
Probates/Wills & Trusts - Level 1	2024	-	-	-	-	-	-	-	1	-	-	-	-	1	1	1
	2023	-	-	-	-	-	-	-	-	-	-	-	-	0	↔	0
Probates/Wills & Trusts - Level 2	2024	2	-	1	-	2	-	-	-	-	1	-	-	6	-33%	6
	2023	1	3	-	-	1	1	-	1	-	2	1	-	9	▼	10
Protective Orders	2024	-	-	1	-	-	-	-	-	-	-	-	-	1	1	1
	2023	-	-	-	-	-	-	-	-	-	-	-	-	0	↔	0
Uncontested Divorce	2024	3	4	6	4	3	4	4	7	3	8	-	-	46	-27%	46
	2023	10	8	6	2	3	6	12	8	4	4	3	2	63	▼	68

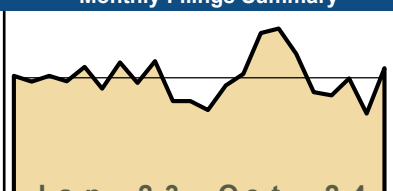
This report reflects the case management system. Numbers will update as reports are refreshed and posted. The case types reported may not necessitate judicial involvement.

CPSS-CCMS-10.01 CASELOAD STATISTICS OF THE CIRCUIT COURTS

Petersburg

January 2023 -- October 2024 Filings

Alexandria and Fairfax Circuit are not Included in State Totals.

Dashboard	Monthly Filings Summary	Jan --- Oct Filings
<p>Court: Petersburg Circuit Start/End Date: Jan-23 / Oct-24 2023 Average Month: 254 Jan-Oct 2023: 2,625 Filings Trending: ▲</p>	<p>Circuit/Court ID: 11 211730 Type of Case: Filings 2024 Average Month: 273 Jan-Oct 2024 : 2,730 Overall AVG. Month: 262</p>	 <p style="text-align: center;">Jan 23 - Oct 24</p>
		<div style="display: flex; justify-content: space-around;"> <div style="text-align: center;"> <p>2,730</p> <div style="width: 40px; height: 40px; background-color: #f0e68c; margin: 0 auto;"></div> <p>2024</p> </div> <div style="text-align: center;"> <p>2,625</p> <div style="width: 40px; height: 40px; background-color: #f0e68c; margin: 0 auto;"></div> <p>2023</p> </div> </div>

Filings by Division																
Divisions		Jan	Feb	Mar	Apr	May	Jun	Jul	Aug	Sep	Oct	Nov	Dec	Thru Oct	% Change	Total
Total	2024	248	270	348	356	308	235	229	261	194	281	-	-	2,730	4%	2,730
	2023	266	255	266	256	283	242	292	253	294	218	218	201	2,625	▲	3,044
Civil	2024	44	37	50	50	31	29	28	45	39	26	-	-	379	7%	379
	2023	20	31	41	38	37	45	53	26	35	28	38	31	354	▲	423
Criminal	2024	105	141	190	190	169	121	117	121	89	174	-	-	1,417	4%	1,417
	2023	157	133	130	148	160	112	130	115	180	98	88	88	1,363	▲	1,539
Concealed Handgun Permits	2024	23	29	29	38	27	27	34	26	24	15	-	-	272	-1%	272
	2023	31	32	37	22	21	24	27	33	21	26	36	23	274	▼	333
Miscellaneous/Other	2024	75	63	77	77	81	57	50	68	42	65	-	-	655	5%	655
	2023	56	57	58	48	63	60	81	78	57	65	56	59	623	▲	738
Others	2024	1	-	2	1	-	1	-	1	-	1	-	-	7	-36%	7
	2023	2	2	-	-	2	1	1	1	1	1	-	-	11	▼	11

Filings by Case Category																
Case Categories		Jan	Feb	Mar	Apr	May	Jun	Jul	Aug	Sep	Oct	Nov	Dec	Thru Oct	% Change	Total
Administrative Law	2024	-	-	-	-	-	-	-	-	-	-	-	-	0	-100%	0
	2023	-	-	1	-	-	1	-	-	-	-	1	4	3	▼	7
Capital Murder	2024	-	-	-	-	-	-	2	-	-	-	-	-	2	2	2
	2023	-	-	-	-	-	-	-	-	-	-	-	-	0	↔	0
Contested Divorce	2024	-	3	4	3	2	3	1	3	2	1	-	-	22	16%	22
	2023	-	1	2	2	1	3	4	1	1	4	2	2	19	▲	23
Domestic and Family - Level 1	2024	-	2	2	5	-	-	4	1	-	-	-	-	14	-48%	14
	2023	1	-	1	-	-	14	2	5	3	1	-	-	27	▼	27
Domestic and Family - Level 2	2024	-	4	-	3	-	-	-	-	3	2	-	-	12	33%	12
	2023	1	2	1	-	-	-	2	1	1	1	-	1	9	▲	10
Felonies and Related Matters	2024	69	55	137	101	73	66	63	52	37	107	-	-	760	-2%	760
	2023	98	81	85	112	87	46	52	44	116	53	35	40	774	▼	849
General Civil - Level 1	2024	1	2	-	1	1	2	-	-	1	1	-	-	9	0%	9
	2023	-	1	1	1	1	1	2	-	1	1	-	-	9	↔	9
General Civil - Level 2	2024	14	11	15	10	8	9	11	18	12	8	-	-	116	26%	116
	2023	4	7	15	13	10	9	11	8	7	8	6	9	92	▲	107
General Civil - Level 3	2024	21	12	18	16	13	9	6	13	13	6	-	-	127	-7%	127
	2023	9	20	13	11	19	12	27	4	11	11	19	16	137	▼	172
Miscellaneous Civil	2024	39	55	50	58	42	44	51	48	38	43	-	-	468	2%	468
	2023	57	55	60	44	36	43	48	42	33	43	44	38	461	▲	543
Misdemeanor	2024	36	68	50	53	67	46	42	49	20	37	-	-	468	14%	468
	2023	54	37	24	26	60	43	40	49	43	35	29	42	411	▲	482
Other	2024	59	35	58	59	64	40	35	47	27	37	-	-	461	6%	461
	2023	32	30	35	25	49	41	60	70	44	48	48	42	434	▲	524
Other Criminally Related Matters	2024	1	18	4	36	30	9	11	21	32	30	-	-	192	4%	192
	2023	7	15	21	12	13	23	38	22	23	11	24	6	185	▲	215
Probates/Wills & Trusts - Level 1	2024	2	-	-	-	-	-	-	-	1	-	-	-	3	3	3
	2023	-	-	-	-	-	-	-	-	-	-	-	-	0	↔	0
Probates/Wills & Trusts - Level 2	2024	1	-	5	5	3	3	-	2	2	3	-	-	24	71%	24
	2023	1	4	1	1	2	-	1	1	3	-	-	1	14	▲	15
Protective Orders	2024	-	-	-	-	-	-	1	-	-	-	-	-	1	1	1
	2023	-	-	-	-	-	-	-	-	-	-	1	-	0	↔	1
Uncontested Divorce	2024	5	5	5	6	5	4	2	7	6	6	-	-	51	2%	51
	2023	2	2	6	9	5	6	5	6	8	1	6	4	50	▲	60

This report reflects the case management system. Numbers will update as reports are refreshed and posted. The case types reported may not necessitate judicial involvement.

Dashboard		Monthly Filings Summary		Jan --- Oct Filings	
Court: Chesterfield Circuit	Circuit/Court ID: 12 212041	<p>Jan 23 - Oct 24</p>		<p>17,639 2024 vs 18,587 2023</p>	
Start/End Date: Jan-23 / Oct-24	Type of Case: Filings				
2023 Average Month: 1,822	2024 Average Month: 1,764				
Jan-Oct 2023: 18,587	Jan-Oct 2024 : 17,639				
Filings Trending: ▼	Overall AVG. Month: 1,795				

Filings by Division																
Divisions		Jan	Feb	Mar	Apr	May	Jun	Jul	Aug	Sep	Oct	Nov	Dec	Thru Oct	% Change	Total
Total	2024	1,805	1,864	1,930	1,763	1,876	1,595	1,716	1,773	1,567	1,750	-	-	17,639	-5%	17,639
	2023	1,996	1,922	2,215	1,797	1,922	1,745	1,648	1,808	1,788	1,746	1,724	1,547	18,587	▼	21,858
Civil	2024	226	249	268	263	262	248	225	305	261	259	-	-	2,566	7%	2,566
	2023	248	246	285	217	251	238	204	276	232	206	212	205	2,403	▲	2,820
Criminal	2024	298	376	443	337	457	300	377	359	319	388	-	-	3,654	-12%	3,654
	2023	424	356	501	378	417	443	412	418	481	338	466	312	4,168	▼	4,946
Concealed Handgun Permits	2024	534	504	490	423	362	379	397	420	395	456	-	-	4,360	-14%	4,360
	2023	661	595	683	511	491	414	386	437	415	463	404	405	5,056	▼	5,865
Miscellaneous/ Other	2024	745	731	725	737	793	664	714	686	590	641	-	-	7,026	1%	7,026
	2023	660	724	745	688	760	649	644	675	655	739	638	623	6,939	▲	8,200
Others	2024	2	4	4	3	2	4	3	3	2	6	-	-	33	57%	33
	2023	3	1	1	3	3	1	2	2	5	-	4	2	21	▲	27

Filings by Case Category																
Case Categories		Jan	Feb	Mar	Apr	May	Jun	Jul	Aug	Sep	Oct	Nov	Dec	Thru Oct	% Change	Total
Administrative Law	2024	2	1	1	1	1	-	2	2	2	2	-	-	14	-26%	14
	2023	1	1	1	3	2	1	-	4	3	3	1	1	19	▼	21
Capital Murder	2024	-	2	-	-	-	-	-	-	-	-	-	-	2	-50%	2
	2023	-	-	-	-	4	-	-	-	-	-	-	-	4	▼	4
Contested Divorce	2024	29	44	39	39	32	26	18	28	32	32	-	-	319	21%	319
	2023	34	20	35	21	27	32	20	29	22	24	26	18	264	▲	308
Domestic and Family - Level 1	2024	29	19	32	27	33	53	31	54	42	44	-	-	364	34%	364
	2023	20	31	41	35	25	25	12	24	40	19	21	25	272	▲	318
Domestic and Family - Level 2	2024	8	2	10	7	6	4	5	8	4	4	-	-	58	-11%	58
	2023	6	9	7	7	7	3	8	11	3	4	8	8	65	▼	81
Felonies and Related Matters	2024	185	236	302	201	333	173	223	237	243	253	-	-	2,386	-14%	2,386
	2023	283	218	346	246	261	279	292	281	352	206	309	197	2,764	▼	3,270
General Civil - Level 1	2024	3	2	2	2	4	1	-	1	3	1	-	-	19	-14%	19
	2023	2	5	1	1	3	1	3	2	2	2	1	2	22	▼	25
General Civil - Level 2	2024	60	88	76	84	86	65	95	90	90	80	-	-	814	16%	814
	2023	86	77	59	51	88	71	63	75	60	71	74	63	701	▲	838
General Civil - Level 3	2024	20	19	21	19	17	29	17	17	17	17	-	-	193	-24%	193
	2023	21	20	30	19	21	27	25	50	20	21	16	28	254	▼	298
Miscellaneous Civil	2024	713	700	719	590	515	579	635	637	596	673	-	-	6,357	-7%	6,357
	2023	827	761	858	669	657	549	571	578	612	717	593	561	6,799	▼	7,953
Misdemeanor	2024	80	106	110	105	100	106	131	87	58	100	-	-	983	-13%	983
	2023	110	108	136	96	121	124	99	120	105	107	138	85	1,126	▼	1,349
Other	2024	561	536	493	567	638	461	479	475	390	425	-	-	5,025	-3%	5,025
	2023	503	559	560	536	590	517	457	534	463	483	450	458	5,202	▼	6,110
Other Criminally Related Matters	2024	34	35	33	33	26	24	24	35	20	35	-	-	299	-3%	299
	2023	32	31	33	36	32	50	23	19	26	27	19	31	309	▼	359
Probates/Wills & Trusts - Level 1	2024	1	1	1	2	2	2	1	2	2	1	-	-	15	25%	15
	2023	3	2	-	-	1	1	-	2	1	2	2	1	12	▲	15
Probates/Wills & Trusts - Level 2	2024	8	14	12	15	10	15	11	14	15	13	-	-	127	22%	127
	2023	15	12	17	12	6	9	9	11	7	6	10	19	104	▲	133
Protective Orders	2024	1	2	2	1	3	-	1	1	1	3	-	-	15	-17%	15
	2023	2	-	7	1	-	2	-	2	3	1	-	1	18	▼	19
Uncontested Divorce	2024	71	57	77	70	70	57	43	85	52	67	-	-	649	0%	649
	2023	51	68	84	64	77	54	66	66	69	53	56	49	652	▼	757

This report reflects the case management system. Numbers will update as reports are refreshed and posted. The case types reported may not necessitate judicial involvement.

CPSS-CCMS-10.01 CASELOAD STATISTICS OF THE CIRCUIT COURTS

Colonial Heights

January 2023 -- October 2024 Filings

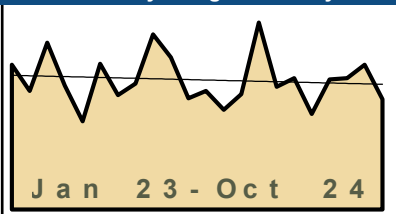
Alexandria and Fairfax Circuit are not Included in State Totals.

Dashboard

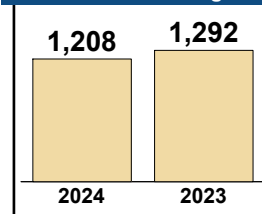
Court: Colonial Heights Circuit
Start/End Date: Jan-23 / Oct-24
2023 Average Month: 126
Jan-Oct 2023: 1,292
Filings Trending: ▼

Circuit/Court ID: 12 212570
Type of Case: Filings
2024 Average Month: 121
Jan-Oct 2024 : 1,208
Overall AVG. Month: 124

Monthly Filings Summary



Jan --- Oct Filings



Filings by Division

Divisions		Jan	Feb	Mar	Apr	May	Jun	Jul	Aug	Sep	Oct	Nov	Dec	Thru Oct	% Change	Total
Total	2024	95	110	178	117	125	91	124	125	138	105	-	-	1,208	-7%	1,208
	2023	138	113	159	118	84	139	109	120	167	145	106	113	1,292	▼	1,511
Civil	2024	9	16	16	19	7	14	18	10	10	9	-	-	128	6%	128
	2023	9	7	10	14	10	18	13	13	13	14	11	15	121	▲	147
Criminal	2024	40	48	80	50	77	38	50	72	85	51	-	-	591	-16%	591
	2023	70	51	68	71	36	73	67	69	108	94	58	56	707	▼	821
Concealed Handgun Permits	2024	26	27	40	28	20	26	26	20	19	19	-	-	251	-12%	251
	2023	40	34	49	25	25	25	20	23	23	22	22	23	286	▼	331
Miscellaneous/Other	2024	20	19	42	20	20	13	26	21	24	24	-	-	229	33%	229
	2023	19	21	32	8	13	23	9	14	19	14	15	19	172	▲	206
Others	2024	-	-	-	-	1	-	-	4	2	-	-	-	9	50%	9
	2023	-	-	-	-	-	-	-	1	4	1	-	-	6	▲	6

Filings by Case Category

Case Categories		Jan	Feb	Mar	Apr	May	Jun	Jul	Aug	Sep	Oct	Nov	Dec	Thru Oct	% Change	Total
Administrative Law	2024	-	1	-	1	-	-	-	-	-	-	-	-	2	2	2
	2023	-	-	-	-	-	-	-	-	-	-	-	-	0	↔	0
Capital Murder	2024	-	-	-	-	-	-	-	1	-	-	-	-	1	1	1
	2023	-	-	-	-	-	-	-	-	-	-	-	-	0	↔	0
Contested Divorce	2024	1	-	2	4	1	1	-	3	-	2	-	-	14	40%	14
	2023	2	-	1	3	1	1	1	-	-	1	2	1	10	▲	13
Domestic and Family - Level 1	2024	-	-	6	2	-	1	3	1	1	4	-	-	18	0%	18
	2023	-	-	2	-	-	6	-	5	-	5	1	4	18	↔	23
Domestic and Family - Level 2	2024	-	-	-	-	-	1	3	1	1	-	-	-	6	-45%	6
	2023	-	-	1	-	-	2	3	1	3	-	-	1	11	▼	12
Felonies and Related Matters	2024	26	31	55	34	57	31	36	55	50	41	-	-	416	-19%	416
	2023	41	40	50	42	28	51	49	51	82	81	45	45	515	▼	605
General Civil - Level 1	2024	-	1	1	-	-	-	-	-	-	-	-	-	2	0%	2
	2023	1	-	-	-	-	-	-	-	-	-	-	-	2	↔	2
General Civil - Level 2	2024	6	4	5	2	2	5	4	2	4	3	-	-	37	95%	37
	2023	-	-	3	3	3	-	1	4	3	2	1	2	19	▲	22
General Civil - Level 3	2024	-	4	4	1	2	1	1	1	2	2	-	-	18	-14%	18
	2023	1	-	-	1	4	3	6	1	3	2	4	2	21	▼	27
Miscellaneous Civil	2024	35	33	64	45	31	38	35	29	32	29	-	-	371	-4%	371
	2023	50	47	70	30	32	34	27	32	37	28	27	35	387	▼	449
Misdemeanor	2024	11	16	14	12	18	6	12	8	33	9	-	-	139	-11%	139
	2023	24	10	10	26	6	18	17	13	23	10	13	10	157	▼	180
Other	2024	9	13	12	4	7	2	19	12	9	13	-	-	100	47%	100
	2023	9	8	10	3	4	12	3	5	7	7	8	5	68	▲	81
Other Criminally Related Matters	2024	3	1	11	4	2	1	2	8	2	1	-	-	35	-13%	35
	2023	5	1	8	3	2	9	1	5	3	3	-	1	40	▼	41
Probates/Wills & Trusts - Level 1	2024	-	-	1	-	-	-	-	-	-	-	-	-	1	1	1
	2023	-	-	-	-	-	-	-	-	-	-	-	1	0	↔	1
Probates/Wills & Trusts - Level 2	2024	-	2	-	2	-	-	2	1	-	-	-	-	7	17%	7
	2023	1	2	-	1	-	-	-	-	2	-	-	-	6	▲	6
Protective Orders	2024	-	-	-	-	-	-	-	1	-	-	-	-	1	-80%	1
	2023	-	2	1	-	-	1	-	1	-	-	1	-	5	▼	6
Uncontested Divorce	2024	4	4	3	6	5	4	7	2	4	1	-	-	40	21%	40
	2023	4	3	3	5	4	2	4	1	4	3	4	6	33	▲	43

This report reflects the case management system. Numbers will update as reports are refreshed and posted. The case types reported may not necessitate judicial involvement.

Dashboard		Monthly Filings Summary		Jan --- Oct Filings	
Court: Richmond Circuit	Circuit/Court ID: 13 213760			10,506	10,661
Start/End Date: Jan-23 / Oct-24	Type of Case: Filings			2024	2023
2023 Average Month: 1,038	2024 Average Month: 1,051				
Jan-Oct 2023: 10,661	Jan-Oct 2024 : 10,506				
Filings Trending: ↔	Overall AVG. Month: 1,044				

Filings by Division																
Divisions		Jan	Feb	Mar	Apr	May	Jun	Jul	Aug	Sep	Oct	Nov	Dec	Thru Oct	% Change	Total
Total	2024	1,090	1,098	1,026	1,153	1,081	842	1,102	1,024	1,025	1,065	-	-	10,506	-1%	10,506
	2023	1,113	1,067	1,234	999	1,172	1,086	953	1,039	864	1,134	926	874	10,661	▼	12,461
Civil	2024	221	220	203	195	176	220	228	260	185	218	-	-	2,126	4%	2,126
	2023	225	244	244	201	213	191	158	186	165	221	159	161	2,048	▲	2,368
Criminal	2024	362	290	265	336	390	272	347	267	314	349	-	-	3,192	1%	3,192
	2023	311	265	374	275	366	353	254	333	240	392	285	254	3,163	▲	3,702
Concealed Handgun Permits	2024	112	121	122	137	101	84	107	111	87	136	-	-	1,118	-12%	1,118
	2023	162	145	176	136	144	116	104	102	89	103	100	115	1,277	▼	1,492
Miscellaneous/ Other	2024	392	463	431	481	411	264	416	380	437	358	-	-	4,033	-3%	4,033
	2023	408	410	438	384	447	424	432	414	365	418	379	342	4,140	▼	4,861
Others	2024	3	4	5	4	3	2	4	6	2	4	-	-	37	12%	37
	2023	7	3	2	3	2	2	5	4	5	-	3	2	33	▲	38

Filings by Case Category																
Case Categories		Jan	Feb	Mar	Apr	May	Jun	Jul	Aug	Sep	Oct	Nov	Dec	Thru Oct	% Change	Total
Administrative Law	2024	5	3	9	1	4	2	4	3	4	7	-	-	42	5%	42
	2023	2	4	5	3	7	3	5	3	3	5	1	4	40	▲	45
Capital Murder	2024	1	-	-	-	-	-	-	-	-	-	-	-	1	-50%	1
	2023	1	-	-	-	-	-	-	1	-	-	-	-	2	▼	2
Contested Divorce	2024	14	11	12	10	11	9	13	10	6	10	-	-	106	-4%	106
	2023	9	7	18	10	11	12	12	10	11	10	7	8	110	▼	125
Domestic and Family - Level 1	2024	5	20	15	7	4	3	8	17	11	15	-	-	105	-19%	105
	2023	9	26	13	15	8	13	10	8	11	16	7	8	129	▼	144
Domestic and Family - Level 2	2024	19	16	13	8	10	9	9	17	10	15	-	-	126	-17%	126
	2023	14	13	10	17	23	19	10	14	16	15	16	8	151	▼	175
Felonies and Related Matters	2024	286	230	195	266	314	209	268	206	268	280	-	-	2,522	5%	2,522
	2023	247	201	276	199	290	261	183	269	157	312	212	202	2,395	▲	2,809
General Civil - Level 1	2024	5	3	8	6	3	7	10	9	9	5	-	-	65	-4%	65
	2023	9	6	3	6	9	6	7	11	6	5	8	11	68	▼	87
General Civil - Level 2	2024	129	100	99	103	107	141	120	150	84	125	-	-	1,158	16%	1,158
	2023	107	113	110	107	94	91	72	97	79	124	90	92	994	▲	1,176
General Civil - Level 3	2024	34	31	37	42	22	30	49	42	42	30	-	-	359	-2%	359
	2023	52	52	46	25	31	26	35	31	38	31	22	24	367	▼	413
Miscellaneous Civil	2024	264	327	309	328	257	198	329	263	302	310	-	-	2,887	-4%	2,887
	2023	331	307	367	320	331	271	298	252	260	257	272	228	2,994	▼	3,494
Misdemeanor	2024	44	31	46	35	50	36	44	32	39	46	-	-	403	-12%	403
	2023	34	43	57	51	37	60	36	31	53	54	49	28	456	▼	533
Other	2024	206	240	222	269	243	142	174	207	194	168	-	-	2,065	-7%	2,065
	2023	224	233	237	190	240	244	214	241	175	234	187	208	2,232	▼	2,627
Other Criminally Related Matters	2024	40	35	32	41	32	31	47	35	21	31	-	-	345	-7%	345
	2023	36	27	47	29	47	42	39	38	33	34	29	27	372	▼	428
Probates/Wills & Trusts - Level 1	2024	1	-	1	-	-	-	1	-	-	1	-	-	4	-33%	4
	2023	-	-	1	-	-	3	1	-	-	1	-	1	6	▼	7
Probates/Wills & Trusts - Level 2	2024	15	29	3	6	5	6	6	6	9	6	-	-	91	23%	91
	2023	9	5	13	8	6	6	8	6	4	9	9	3	74	▲	86
Uncontested Divorce	2024	22	22	25	31	19	19	20	27	26	16	-	-	227	-16%	227
	2023	29	30	31	19	38	29	23	27	18	27	17	22	271	▼	310


This report reflects the case management system. Numbers will update as reports are refreshed and posted. The case types reported may not necessitate judicial involvement.

CPSS-CCMS-10.01 CASELOAD STATISTICS OF THE CIRCUIT COURTS

Henrico

January 2023 -- October 2024 Filings

Alexandria and Fairfax Circuit are not Included in State Totals.

Dashboard	Monthly Filings Summary	Jan --- Oct Filings
<p>Court: Henrico Circuit Start/End Date: Jan-23 / Oct-24 2023 Average Month: 1,450 Jan-Oct 2023: 14,688 Filings Trending: ▲</p>	<p>Circuit/Court ID: 14 214087 Type of Case: Filings 2024 Average Month: 1,548 Jan-Oct 2024 : 15,481 Overall AVG. Month: 1,495</p>  <p style="text-align: center;">Jan 23 - Oct 24</p>	<div style="display: flex; justify-content: space-around;"> <div style="text-align: center;"> <p>15,481</p> <div style="width: 40px; height: 40px; background-color: #f0e68c; margin: 0 auto;"></div> <p>2024</p> </div> <div style="text-align: center;"> <p>14,688</p> <div style="width: 40px; height: 40px; background-color: #f0e68c; margin: 0 auto;"></div> <p>2023</p> </div> </div>

Filings by Division																
Divisions		Jan	Feb	Mar	Apr	May	Jun	Jul	Aug	Sep	Oct	Nov	Dec	Thru Oct	% Change	Total
Total	2024	1,418	1,587	1,584	1,454	1,598	1,493	1,700	1,514	1,441	1,692	-	-	15,481	5%	15,481
	2023	1,391	1,294	1,600	1,251	1,672	1,615	1,412	1,586	1,351	1,516	1,497	1,215	14,688	▲	17,400
Civil	2024	209	177	178	208	211	246	172	217	186	207	-	-	2,011	2%	2,011
	2023	193	189	219	186	238	226	155	211	194	167	183	129	1,978	▲	2,290
Criminal	2024	515	444	590	517	635	471	620	409	550	608	-	-	5,359	9%	5,359
	2023	535	502	574	349	500	520	484	560	495	413	613	467	4,932	▲	6,012
Concealed Handgun Permits	2024	372	314	331	293	272	267	285	264	273	325	-	-	2,996	-3%	2,996
	2023	380	356	420	284	310	255	285	247	256	310	293	238	3,103	▼	3,634
Miscellaneous/ Other	2024	313	643	481	433	477	504	612	620	427	548	-	-	5,058	9%	5,058
	2023	280	243	383	429	621	610	481	562	400	621	402	375	4,630	▲	5,407
Others	2024	9	9	4	3	3	5	11	4	5	4	-	-	57	27%	57
	2023	3	4	4	3	3	4	7	6	6	5	6	6	45	▲	57

Filings by Case Category																
Case Categories		Jan	Feb	Mar	Apr	May	Jun	Jul	Aug	Sep	Oct	Nov	Dec	Thru Oct	% Change	Total
Administrative Law	2024	-	-	-	-	-	-	2	3	-	1	-	-	6	-74%	6
	2023	3	4	1	-	1	3	2	5	1	3	2	1	23	▼	26
Capital Murder	2024	1	-	1	1	-	1	-	-	-	-	-	-	4	4	4
	2023	-	-	-	-	-	-	-	-	-	-	-	-	0	↔	0
Contested Divorce	2024	27	20	13	27	21	21	19	24	21	17	-	-	210	-10%	210
	2023	26	25	22	22	31	21	12	34	22	18	13	17	233	▼	263
Domestic and Family - Level 1	2024	23	16	25	17	14	23	10	32	17	24	-	-	201	7%	201
	2023	27	15	16	15	22	35	17	9	18	14	19	9	188	▲	216
Domestic and Family - Level 2	2024	7	3	8	5	8	13	4	9	12	8	-	-	77	60%	77
	2023	6	7	5	5	7	2	2	4	5	5	7	2	48	▲	57
Felonies and Related Matters	2024	330	285	409	318	409	285	401	267	374	389	-	-	3,467	9%	3,467
	2023	355	334	385	210	317	354	305	348	329	250	407	313	3,187	▲	3,907
General Civil - Level 1	2024	6	5	3	5	1	7	2	8	3	2	-	-	42	17%	42
	2023	-	6	3	2	7	4	2	3	6	3	2	2	36	▲	40
General Civil - Level 2	2024	58	70	68	77	72	107	56	72	67	63	-	-	710	-1%	710
	2023	56	66	86	72	94	83	54	69	76	64	67	43	720	▼	830
General Civil - Level 3	2024	20	16	26	20	24	26	34	37	28	31	-	-	262	20%	262
	2023	15	19	24	25	23	39	21	27	16	10	27	12	219	▲	258
Miscellaneous Civil	2024	548	524	564	506	463	476	609	520	504	555	-	-	5,269	-3%	5,269
	2023	637	568	708	503	554	500	517	470	445	544	473	460	5,446	▼	6,379
Misdemeanor	2024	162	115	149	147	187	159	164	113	153	170	-	-	1,519	15%	1,519
	2023	137	124	156	106	134	133	136	151	131	115	161	119	1,323	▲	1,603
Other	2024	133	437	224	224	285	272	288	340	185	316	-	-	2,704	23%	2,704
	2023	23	23	80	186	373	342	243	340	202	384	220	157	2,196	▲	2,573
Other Criminally Related Matters	2024	32	50	33	51	45	37	56	29	25	57	-	-	415	-8%	415
	2023	46	45	36	35	50	41	44	66	37	53	47	35	453	▼	535
Probates/Wills & Trusts - Level 1	2024	1	4	-	-	-	1	-	-	-	1	-	-	7	-56%	7
	2023	2	-	1	1	1	4	2	-	2	3	1	-	16	▼	17
Probates/Wills & Trusts - Level 2	2024	14	4	7	4	7	11	3	8	12	6	-	-	76	-13%	76
	2023	9	7	17	10	11	11	4	6	7	5	6	6	87	▼	99
Protective Orders	2024	1	-	-	-	-	-	-	-	-	-	-	-	1	0%	1
	2023	-	-	-	-	-	1	-	-	-	-	-	-	1	↔	1
Uncontested Divorce	2024	55	38	54	52	62	54	52	52	40	52	-	-	511	0%	511
	2023	49	51	60	59	47	42	51	54	54	45	45	39	512	▼	596

This report reflects the case management system. Numbers will update as reports are refreshed and posted. The case types reported may not necessitate judicial involvement.

Dashboard		Monthly Filings Summary		Jan --- Oct Filings	
<p>Court: Caroline Circuit Start/End Date: Jan-23 / Oct-24 2023 Average Month: 175 Jan-Oct 2023: 1,822 Filings Trending: ▼</p>	<p>Circuit/Court ID: 15 215033 Type of Case: Filings 2024 Average Month: 157 Jan-Oct 2024 : 1,573 Overall AVG. Month: 167</p>	<p>Jan 23 - Oct 24</p>		<p>2024: 1,573 2023: 1,822</p>	

Filings by Division																
Divisions		Jan	Feb	Mar	Apr	May	Jun	Jul	Aug	Sep	Oct	Nov	Dec	Thru Oct	% Change	Total
Total	2024	165	152	232	162	136	154	155	121	153	143	-	-	1,573	-14%	1,573
	2023	172	166	201	157	265	152	152	194	179	184	136	139	1,822	▼	2,097
Civil	2024	16	29	31	19	20	22	21	17	17	17	-	-	209	5%	209
	2023	18	20	16	22	29	24	14	22	18	16	14	25	199	▲	238
Criminal	2024	66	48	72	51	26	65	65	40	63	48	-	-	544	-20%	544
	2023	53	55	59	34	132	61	69	59	70	84	41	38	676	▼	755
Concealed Handgun Permits	2024	61	57	88	50	44	43	45	47	54	61	-	-	550	-11%	550
	2023	74	66	91	60	63	40	41	74	61	48	57	47	618	▼	722
Miscellaneous/ Other	2024	22	18	41	42	46	23	24	17	19	17	-	-	269	-16%	269
	2023	27	22	34	39	41	27	28	39	29	36	24	28	322	▼	374
Others	2024	-	-	-	-	-	1	-	-	-	-	-	-	1	-86%	1
	2023	-	3	1	2	-	-	-	-	-	1	-	1	7	▼	8


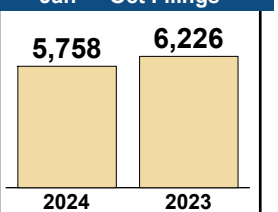
Filings by Case Category																
Case Categories		Jan	Feb	Mar	Apr	May	Jun	Jul	Aug	Sep	Oct	Nov	Dec	Thru Oct	% Change	Total
Administrative Law	2024	-	-	-	-	-	-	-	-	-	-	-	-	0	-100%	0
	2023	-	-	-	-	-	-	-	-	1	-	-	-	1	▼	1
Capital Murder	2024	-	-	-	-	-	-	-	-	1	-	-	-	1	1	1
	2023	-	-	-	-	-	-	-	-	-	-	-	-	0	↔	0
Contested Divorce	2024	3	3	1	1	3	3	3	2	5	1	-	-	25	56%	25
	2023	-	1	2	-	2	1	1	5	3	1	-	2	16	▲	18
Domestic and Family - Level 1	2024	2	2	5	3	3	2	3	5	1	3	-	-	29	71%	29
	2023	2	5	1	1	1	3	1	1	2	-	3	9	17	▲	29
Domestic and Family - Level 2	2024	2	8	-	-	-	1	-	2	1	3	-	-	17	-41%	17
	2023	2	-	-	1	16	8	-	1	-	1	1	1	29	▼	31
Felonies and Related Matters	2024	33	30	38	24	11	35	27	19	40	26	-	-	283	-35%	283
	2023	30	36	37	27	90	34	56	31	42	55	25	24	438	▼	487
General Civil - Level 1	2024	-	-	1	-	-	-	-	-	-	-	-	-	1	0%	1
	2023	-	-	-	-	1	-	-	-	-	-	-	-	1	↔	1
General Civil - Level 2	2024	4	3	5	2	5	7	9	5	5	4	-	-	49	9%	49
	2023	3	6	3	5	5	4	2	8	3	6	4	6	45	▲	55
General Civil - Level 3	2024	3	8	14	6	5	1	2	-	2	2	-	-	43	34%	43
	2023	5	2	3	9	2	1	3	5	1	1	2	2	32	▲	36
Miscellaneous Civil	2024	81	73	102	68	65	62	68	62	72	78	-	-	731	-9%	731
	2023	89	81	104	73	88	59	58	94	82	71	76	64	799	▼	939
Misdemeanor	2024	22	12	29	16	10	27	36	14	21	16	-	-	203	0%	203
	2023	16	17	18	4	38	21	12	25	24	29	14	14	204	▼	232
Other	2024	-	1	26	24	23	4	-	-	-	-	-	-	78	-48%	78
	2023	13	11	21	27	17	8	10	18	12	14	4	13	151	▼	168
Other Criminally Related Matters	2024	11	6	5	11	5	3	2	7	1	6	-	-	57	63%	57
	2023	7	3	4	3	4	6	1	3	4	-	2	1	35	▲	38
Probates/Wills & Trusts - Level 1	2024	-	1	-	-	-	2	-	-	-	-	-	-	3	200%	3
	2023	-	-	-	-	-	-	-	-	1	-	-	-	1	▲	1
Probates/Wills & Trusts - Level 2	2024	-	1	3	1	1	1	-	1	-	-	-	-	8	-20%	8
	2023	-	-	2	-	-	2	6	-	-	-	2	-	10	▼	12
Uncontested Divorce	2024	4	4	3	6	5	6	5	4	4	4	-	-	45	5%	45
	2023	5	4	6	7	1	5	2	3	4	6	3	3	43	▲	49

Dashboard		Monthly Filings Summary		Jan --- Oct Filings					
<p>Court: Essex Circuit Start/End Date: Jan-23 / Oct-24 2023 Average Month: 62 Jan-Oct 2023: 657 Filings Trending: ▼</p>	<p>Circuit/Court ID: 15 215057 Type of Case: Filings 2024 Average Month: 56 Jan-Oct 2024 : 564 Overall AVG. Month: 59</p>			<table border="1" style="margin: auto;"> <tr> <td style="width: 50%; text-align: center;">564</td> <td style="width: 50%; text-align: center;">657</td> </tr> <tr> <td style="text-align: center;">2024</td> <td style="text-align: center;">2023</td> </tr> </table>		564	657	2024	2023
564	657								
2024	2023								

Filings by Division																
Divisions		Jan	Feb	Mar	Apr	May	Jun	Jul	Aug	Sep	Oct	Nov	Dec	Thru Oct	% Change	Total
Total	2024	65	36	51	70	47	54	53	42	54	92	-	-	564	-14%	564
	2023	62	60	114	52	51	58	29	55	109	67	42	43	657	▼	742
Civil	2024	5	6	13	13	12	7	6	7	5	10	-	-	84	-5%	84
	2023	12	7	7	9	15	6	9	11	2	10	2	4	88	▼	94
Criminal	2024	16	4	5	20	11	19	22	7	19	40	-	-	163	-24%	163
	2023	10	3	56	20	7	16	3	17	61	22	9	22	215	▼	246
Concealed Handgun Permits	2024	28	14	18	23	19	13	12	11	18	21	-	-	177	-16%	177
	2023	25	30	29	12	11	25	15	13	30	20	16	12	210	▼	238
Miscellaneous/ Other	2024	16	12	15	14	5	15	13	17	12	21	-	-	140	-3%	140
	2023	15	20	22	11	18	11	2	14	16	15	14	5	144	▼	163
Others	2024	-	-	-	-	-	-	-	-	-	-	-	-	0	0	0
	2023	-	-	-	-	-	-	-	-	-	-	1	-	0	↔	1

Filings by Case Category																
Case Categories		Jan	Feb	Mar	Apr	May	Jun	Jul	Aug	Sep	Oct	Nov	Dec	Thru Oct	% Change	Total
Administrative Law	2024	-	-	-	-	-	-	-	-	-	-	-	-	0	-100%	0
	2023	-	-	-	-	-	-	1	-	-	-	-	-	1	▼	1
Contested Divorce	2024	1	1	2	-	-	1	-	1	-	1	-	-	7	-13%	7
	2023	1	2	2	1	1	1	-	-	-	-	-	-	8	▼	8
Domestic and Family - Level 1	2024	-	-	7	2	4	-	-	4	-	4	-	-	21	17%	21
	2023	1	-	1	-	6	-	1	9	-	-	-	1	18	▲	19
Domestic and Family - Level 2	2024	1	-	1	-	-	-	1	1	-	-	-	-	4	-43%	4
	2023	1	-	1	2	2	-	-	-	-	1	-	-	7	▼	7
Felonies and Related Matters	2024	13	3	2	10	8	13	21	3	12	29	-	-	114	-33%	114
	2023	7	2	41	17	7	13	2	9	60	12	5	15	170	▼	190
General Civil - Level 1	2024	-	-	-	-	-	-	-	-	1	-	-	-	1	-67%	1
	2023	-	-	-	1	-	1	-	-	-	-	1	-	3	▼	3
General Civil - Level 2	2024	3	2	1	3	2	4	-	1	2	4	-	-	22	47%	22
	2023	2	-	1	6	2	1	-	-	1	2	1	2	15	▲	18
General Civil - Level 3	2024	-	2	2	5	1	1	2	1	1	-	-	-	15	-35%	15
	2023	4	1	2	1	3	-	4	1	1	6	1	-	23	▼	24
Miscellaneous Civil	2024	31	15	22	26	19	17	14	17	25	26	-	-	212	-12%	212
	2023	29	32	33	15	16	27	17	14	33	26	22	15	242	▼	279
Misdemeanor	2024	3	-	-	8	2	1	-	2	2	10	-	-	28	47%	28
	2023	3	1	2	-	-	-	1	4	-	8	2	3	19	▲	24
Other	2024	12	11	11	11	5	10	11	10	5	16	-	-	102	-3%	102
	2023	11	18	17	6	13	8	-	12	12	8	9	2	105	▼	116
Other Criminally Related Matters	2024	-	1	3	2	1	5	1	2	5	1	-	-	21	-25%	21
	2023	-	-	13	3	-	3	2	4	1	2	2	4	28	▼	34
Probates/Wills & Trusts - Level 1	2024	-	1	-	-	-	-	-	-	-	-	-	-	1	1	1
	2023	-	-	-	-	-	-	-	-	-	-	-	-	0	↔	0
Probates/Wills & Trusts - Level 2	2024	1	-	-	1	-	-	1	-	1	-	-	-	4	4	4
	2023	-	-	-	-	-	-	-	-	-	-	-	1	0	↔	1
Uncontested Divorce	2024	-	-	-	2	5	2	2	-	-	1	-	-	12	-33%	12
	2023	3	4	1	-	1	4	1	2	1	1	-	-	18	▼	18

This report reflects the case management system. Numbers will update as reports are refreshed and posted. The case types reported may not necessitate judicial involvement.

Dashboard	Monthly Filings Summary	Jan --- Oct Filings
<p>Court: Hanover Circuit Start/End Date: Jan-23 / Oct-24 2023 Average Month: 608 Jan-Oct 2023: 6,226 Filings Trending: ▼</p>	<p>Circuit/Court ID: 15 215085 Type of Case: Filings 2024 Average Month: 576 Jan-Oct 2024 : 5,758 Overall AVG. Month: 594</p>	 <p style="text-align: center;">Jan 23 - Oct 24</p>
		<p>5,758 6,226</p>  <p style="text-align: center;">2024 2023</p>

Filings by Division																
Divisions		Jan	Feb	Mar	Apr	May	Jun	Jul	Aug	Sep	Oct	Nov	Dec	Thru Oct	% Change	Total
Total	2024	634	675	611	489	604	465	550	534	511	685	-	-	5,758	-8%	5,758
	2023	710	554	803	541	654	609	499	666	629	561	542	532	6,226	▼	7,300
Civil	2024	126	129	127	134	99	92	101	90	115	122	-	-	1,135	-4%	1,135
	2023	82	94	150	99	130	145	102	151	119	116	93	104	1,188	▼	1,385
Criminal	2024	210	253	218	141	230	198	183	209	165	225	-	-	2,032	-11%	2,032
	2023	225	184	274	199	271	215	177	284	261	195	221	236	2,285	▼	2,742
Concealed Handgun Permits	2024	251	208	199	156	146	119	157	154	172	238	-	-	1,800	-8%	1,800
	2023	291	216	248	192	176	172	139	161	158	199	171	154	1,952	▼	2,277
Miscellaneous/ Other	2024	47	85	65	58	129	56	109	80	59	100	-	-	788	-1%	788
	2023	112	60	130	51	77	77	81	69	90	51	57	38	798	▼	893
Others	2024	-	-	2	-	-	-	-	1	-	-	-	-	3	0%	3
	2023	-	-	1	-	-	-	-	1	1	-	-	-	3	↔	3

Filings by Case Category																
Case Categories		Jan	Feb	Mar	Apr	May	Jun	Jul	Aug	Sep	Oct	Nov	Dec	Thru Oct	% Change	Total
Administrative Law	2024	1	2	1	-	1	-	-	-	-	-	-	-	5	0%	5
	2023	-	1	-	1	-	-	-	-	-	2	1	-	5	↔	5
Capital Murder	2024	-	-	-	-	-	-	-	-	-	-	-	-	0	-100%	0
	2023	-	-	-	-	2	-	-	-	-	-	-	-	2	▼	2
Contested Divorce	2024	21	15	23	16	15	14	12	10	19	16	-	-	161	-17%	161
	2023	15	14	29	22	22	27	17	20	12	16	13	18	194	▼	225
Domestic and Family - Level 1	2024	6	5	5	3	6	6	4	6	5	10	-	-	56	-10%	56
	2023	3	2	7	2	5	6	11	7	10	9	5	6	62	▼	73
Domestic and Family - Level 2	2024	5	2	5	15	8	5	11	10	5	3	-	-	69	0%	69
	2023	2	4	7	1	13	9	7	10	10	6	5	2	69	↔	76
Felonies and Related Matters	2024	127	149	121	74	142	131	99	118	127	128	-	-	1,216	-10%	1,216
	2023	132	89	167	129	163	118	109	161	166	111	142	118	1,345	▼	1,605
General Civil - Level 1	2024	-	-	-	1	-	1	-	-	-	-	-	-	2	-60%	2
	2023	-	-	-	1	-	1	2	-	-	-	1	-	5	▼	6
General Civil - Level 2	2024	34	40	38	38	21	18	25	17	33	26	-	-	290	-2%	290
	2023	16	15	35	19	25	36	14	54	38	43	23	37	295	▼	355
General Civil - Level 3	2024	10	6	7	5	4	5	11	3	3	17	-	-	71	9%	71
	2023	4	9	3	4	6	13	6	12	6	2	8	5	65	▲	78
Miscellaneous Civil	2024	293	292	261	215	278	169	264	222	229	331	-	-	2,554	-6%	2,554
	2023	400	276	371	239	254	248	213	226	244	250	219	195	2,721	▼	3,135
Misdemeanor	2024	74	91	86	59	83	59	70	82	36	82	-	-	722	-16%	722
	2023	85	87	100	64	101	87	63	107	90	79	75	115	863	▼	1,053
Other	2024	5	6	6	3	2	3	2	3	5	3	-	-	38	-16%	38
	2023	3	4	7	7	4	5	3	6	4	2	3	8	45	▼	56
Other Criminally Related Matters	2024	9	13	11	8	5	8	14	9	9	16	-	-	102	20%	102
	2023	8	8	8	6	9	10	8	16	7	5	5	3	85	▲	93
Probates/Wills & Trusts - Level 1	2024	-	1	1	-	-	-	1	1	-	-	-	-	4	-56%	4
	2023	-	-	1	1	1	2	-	1	2	1	-	-	9	▼	9
Probates/Wills & Trusts - Level 2	2024	7	6	3	2	-	4	4	2	2	2	-	-	32	52%	32
	2023	2	1	5	4	5	2	2	1	1	-	2	2	21	▲	25
Uncontested Divorce	2024	42	47	43	50	39	42	33	51	38	51	-	-	436	-1%	436
	2023	40	44	63	41	44	45	46	45	37	35	42	22	440	▼	504

This report reflects the case management system. Numbers will update as reports are refreshed and posted. The case types reported may not necessitate judicial involvement.

CPSS-CCMS-10.01 CASELOAD STATISTICS OF THE CIRCUIT COURTS

King George

January 2023 -- October 2024 Filings

Alexandria and Fairfax Circuit are not Included in State Totals.

Dashboard		Monthly Filings Summary		Jan --- Oct Filings	
Court: King George Circuit Start/End Date: Jan-23 / Oct-24 2023 Average Month: 142 Jan-Oct 2023: 1,469 Filings Trending: ↔	Circuit/Court ID: 15 215099 Type of Case: Filings 2024 Average Month: 148 Jan-Oct 2024 : 1,476 Overall AVG. Month: 144	<p style="text-align: center; font-weight: bold; font-size: 1.2em;">Jan 23 - Oct 24</p>		<div style="display: flex; justify-content: space-around; font-weight: bold; font-size: 1.2em;"> 1,476 1,469 </div> <div style="display: flex; justify-content: space-around; margin-top: 10px;"> <div style="text-align: center;"> <div style="background-color: #f0e68c; width: 40px; height: 40px; margin: 0 auto;"></div> <p style="font-weight: bold; font-size: 0.8em;">2024</p> </div> <div style="text-align: center;"> <div style="background-color: #f0e68c; width: 40px; height: 40px; margin: 0 auto;"></div> <p style="font-weight: bold; font-size: 0.8em;">2023</p> </div> </div>	

Filings by Division																
Divisions		Jan	Feb	Mar	Apr	May	Jun	Jul	Aug	Sep	Oct	Nov	Dec	Thru Oct	% Change	Total
Total	2024	207	119	130	172	113	136	146	137	131	185	-	-	1,476	0%	1,476
	2023	180	166	155	118	112	133	158	121	134	192	111	120	1,469	▲	1,700
Civil	2024	14	13	18	28	16	9	8	11	15	21	-	-	153	10%	153
	2023	22	15	10	12	14	10	12	10	23	11	18	11	139	▲	168
Criminal	2024	102	32	21	72	32	46	75	59	61	85	-	-	585	6%	585
	2023	70	63	51	37	21	51	76	36	45	100	25	46	550	▲	621
Concealed Handgun Permits	2024	71	52	66	52	43	63	48	49	44	71	-	-	559	-6%	559
	2023	60	71	71	49	60	58	52	59	50	66	54	40	596	▼	690
Miscellaneous/Other	2024	20	22	25	20	21	18	14	18	11	8	-	-	177	-4%	177
	2023	28	17	23	20	17	14	18	16	16	15	14	23	184	▼	221
Others	2024	-	-	-	-	1	-	1	-	-	-	-	-	2	2	2
	2023	-	-	-	-	-	-	-	-	-	-	-	-	0	↔	0

Filings by Case Category																
Case Categories		Jan	Feb	Mar	Apr	May	Jun	Jul	Aug	Sep	Oct	Nov	Dec	Thru Oct	% Change	Total
Administrative Law	2024	-	-	-	-	-	-	1	-	-	1	-	-	2	2	2
	2023	-	-	-	-	-	-	-	-	-	-	-	-	0	↔	0
Capital Murder	2024	-	-	-	-	-	-	-	-	-	-	-	-	0	-100%	0
	2023	-	-	1	-	-	-	-	-	-	-	-	-	1	▼	1
Contested Divorce	2024	3	1	4	3	1	-	4	1	1	3	-	-	21	24%	21
	2023	3	1	1	2	1	1	4	3	1	-	-	2	17	▲	19
Domestic and Family - Level 1	2024	4	-	1	9	2	-	-	1	-	3	-	-	20	-9%	20
	2023	-	7	2	2	1	4	1	1	4	-	-	-	22	▼	22
Domestic and Family - Level 2	2024	1	1	1	-	1	1	-	-	2	1	-	-	8	-11%	8
	2023	2	-	-	-	1	-	-	1	2	3	1	-	9	▼	10
Felonies and Related Matters	2024	75	20	10	43	12	25	51	32	40	43	-	-	351	1%	351
	2023	56	25	28	24	10	36	48	27	28	64	22	28	346	▲	396
General Civil - Level 1	2024	1	-	1	-	-	-	-	-	-	-	-	-	2	100%	2
	2023	-	-	-	-	-	-	-	-	-	1	-	1	1	▲	2
General Civil - Level 2	2024	3	4	3	4	3	1	-	6	2	6	-	-	32	14%	32
	2023	4	-	1	1	7	3	3	1	6	2	7	2	28	▲	37
General Civil - Level 3	2024	1	3	3	-	3	-	1	-	3	1	-	-	15	-12%	15
	2023	7	1	1	2	2	1	2	-	-	1	5	2	17	▼	24
Miscellaneous Civil	2024	79	63	79	60	61	78	57	60	51	79	-	-	667	-8%	667
	2023	79	83	85	65	72	68	64	71	61	76	59	57	724	▼	840
Misdemeanor	2024	26	11	8	20	19	19	20	23	21	37	-	-	204	17%	204
	2023	13	34	19	12	8	14	21	6	13	35	3	16	175	▲	194
Other	2024	8	10	12	11	6	3	6	8	3	-	-	-	67	24%	67
	2023	9	5	8	4	5	4	6	5	5	3	9	7	54	▲	70
Other Criminally Related Matters	2024	1	1	3	9	1	2	4	4	-	5	-	-	30	-3%	30
	2023	1	4	3	1	3	1	7	3	7	1	-	2	31	▼	33
Probates/Wills & Trusts - Level 2	2024	-	1	-	1	2	2	-	-	4	1	-	-	11	57%	11
	2023	-	-	1	4	-	-	-	-	-	2	-	-	7	▲	7
Protective Orders	2024	1	-	-	3	-	1	-	-	-	-	-	-	5	400%	5
	2023	-	-	-	-	-	-	-	-	1	-	-	2	1	▲	3
Uncontested Divorce	2024	4	4	5	9	2	4	2	2	4	5	-	-	41	14%	41
	2023	6	6	5	1	2	1	2	3	6	4	5	1	36	▲	42

This report reflects the case management system. Numbers will update as reports are refreshed and posted. The case types reported may not necessitate judicial involvement.

Dashboard		Monthly Filings Summary		Jan --- Oct Filings	
Court: Lancaster Circuit	Circuit/Court ID: 15 215103				
Start/End Date: Jan-23 / Oct-24	Type of Case: Filings				
2023 Average Month: 64	2024 Average Month: 61				
Jan-Oct 2023: 673	Jan-Oct 2024 : 609				
Filings Trending: ▼	Overall AVG. Month: 62				

Filings by Division																
Divisions		Jan	Feb	Mar	Apr	May	Jun	Jul	Aug	Sep	Oct	Nov	Dec	Thru Oct	% Change	Total
Total	2024	99	70	44	81	40	38	56	39	71	71	-	-	609	-10%	609
	2023	63	81	70	59	64	47	88	45	68	88	33	59	673	▼	765
Civil	2024	18	7	4	8	6	11	5	5	10	4	-	-	78	28%	78
	2023	3	4	7	10	13	5	4	8	2	5	3	12	61	▲	76
Criminal	2024	51	36	13	41	7	7	27	13	27	34	-	-	256	-10%	256
	2023	24	34	12	25	17	14	54	15	36	52	8	17	283	▼	308
Concealed Handgun Permits	2024	17	20	18	23	15	12	17	6	23	22	-	-	173	-22%	173
	2023	25	31	41	16	18	16	23	10	23	20	19	22	223	▼	264
Miscellaneous/ Other	2024	13	7	9	9	12	8	7	15	11	11	-	-	102	-4%	102
	2023	11	12	10	8	16	12	7	12	7	11	3	8	106	▼	117

Filings by Case Category																
Case Categories		Jan	Feb	Mar	Apr	May	Jun	Jul	Aug	Sep	Oct	Nov	Dec	Thru Oct	% Change	Total
Administrative Law	2024	-	-	-	-	-	-	-	-	-	-	-	-	0	-100%	0
	2023	1	-	-	-	-	-	-	-	-	-	-	-	1	▼	1
Contested Divorce	2024	-	-	-	1	1	1	-	1	-	-	-	-	4	0%	4
	2023	-	-	1	2	-	-	-	-	1	-	-	1	4	↔	5
Domestic and Family - Level 1	2024	-	-	-	-	-	5	2	-	-	-	-	-	7	17%	7
	2023	-	-	1	2	-	-	-	3	-	-	1	1	6	▲	8
Domestic and Family - Level 2	2024	-	-	1	-	1	-	-	3	-	1	-	-	6	500%	6
	2023	-	-	-	-	-	-	-	1	-	-	-	-	1	▲	1
Felonies and Related Matters	2024	39	15	11	24	7	5	20	11	19	23	-	-	174	-18%	174
	2023	12	27	12	17	11	13	41	8	30	40	2	17	211	▼	230
General Civil - Level 1	2024	-	1	-	-	-	-	-	-	1	-	-	-	2	100%	2
	2023	-	-	1	-	-	-	-	-	-	-	-	2	1	▲	3
General Civil - Level 2	2024	4	3	-	4	-	4	3	-	5	2	-	-	25	39%	25
	2023	-	2	2	2	3	1	1	3	1	3	-	2	18	▲	20
General Civil - Level 3	2024	14	1	2	2	2	-	-	2	1	-	-	-	24	9%	24
	2023	-	1	1	3	8	3	-	2	1	3	-	5	22	▲	27
Miscellaneous Civil	2024	21	24	24	30	26	18	23	14	28	29	-	-	237	-19%	237
	2023	30	41	46	21	29	27	25	21	27	26	22	27	293	▼	342
Misdemeanor	2024	10	20	2	16	-	-	5	1	7	11	-	-	72	31%	72
	2023	11	2	-	7	2	-	11	6	6	10	6	-	55	▲	61
Other	2024	9	2	1	1	2	1	1	5	7	4	-	-	33	3%	33
	2023	6	1	5	2	6	-	7	-	2	3	-	3	32	▲	35
Other Criminally Related Matters	2024	2	1	-	2	-	2	2	1	3	-	-	-	13	-24%	13
	2023	1	5	-	1	4	1	2	1	-	2	1	-	17	▼	18
Probates/Wills & Trusts - Level 2	2024	-	1	1	-	-	-	-	-	-	-	-	-	2	-50%	2
	2023	1	-	1	-	1	-	-	-	-	1	-	-	4	▼	4
Uncontested Divorce	2024	-	2	2	1	1	2	-	1	-	1	-	-	10	25%	10
	2023	1	2	-	2	-	2	1	-	-	-	1	1	8	▲	10

This report reflects the case management system. Numbers will update as reports are refreshed and posted. The case types reported may not necessitate judicial involvement.

Dashboard		Monthly Filings Summary		Jan --- Oct Filings	
<p>Court: Northumberland Circuit Start/End Date: Jan-23 / Oct-24 2023 Average Month: 73 Jan-Oct 2023: 724 Filings Trending: ▼</p>	<p>Circuit/Court ID: 15 215133 Type of Case: Filings 2024 Average Month:69 Jan-Oct 2024 : 688 Overall AVG. Month: 71</p>	<p style="text-align: center; font-weight: bold; color: white;">Jan 23 - Oct 24</p>		<div style="display: flex; justify-content: space-around; align-items: center;"> <div style="text-align: center;"> <p style="font-size: 24px; font-weight: bold; color: #0056b3;">688</p> <p style="font-size: 12px; font-weight: bold; color: #0056b3;">2024</p> </div> <div style="text-align: center;"> <p style="font-size: 24px; font-weight: bold; color: #0056b3;">724</p> <p style="font-size: 12px; font-weight: bold; color: #0056b3;">2023</p> </div> </div>	

Filings by Division																
Divisions		Jan	Feb	Mar	Apr	May	Jun	Jul	Aug	Sep	Oct	Nov	Dec	Thru Oct	% Change	Total
Total	2024	63	57	68	56	68	43	138	49	72	74	-	-	688	-5%	688
	2023	81	66	121	53	63	50	67	54	89	80	57	98	724	▼	879
Civil	2024	5	7	10	8	7	8	14	2	8	10	-	-	79	-25%	79
	2023	20	12	17	10	9	7	6	13	4	8	6	4	106	▼	116
Criminal	2024	16	13	6	8	23	9	91	7	17	23	-	-	213	14%	213
	2023	15	3	33	6	11	9	24	6	55	25	18	23	187	▲	228
Concealed Handgun Permits	2024	31	26	31	32	22	17	20	31	30	31	-	-	271	3%	271
	2023	38	26	34	23	26	22	24	22	17	30	22	13	262	▲	297
Miscellaneous/ Other	2024	11	11	21	8	16	9	13	9	17	10	-	-	125	-26%	125
	2023	8	25	37	14	17	12	13	13	13	16	10	58	168	▼	236
Others	2024	-	-	-	-	-	-	-	-	-	-	-	-	0	-100%	0
	2023	-	-	-	-	-	-	-	-	-	-	1	1	-	1	▼

Filings by Case Category																
Case Categories		Jan	Feb	Mar	Apr	May	Jun	Jul	Aug	Sep	Oct	Nov	Dec	Thru Oct	% Change	Total
Administrative Law	2024	-	-	-	-	-	-	-	-	1	-	-	-	1	0%	1
	2023	-	-	-	-	-	-	-	1	-	-	-	-	1	↔	1
Contested Divorce	2024	-	1	2	2	-	2	1	-	2	1	-	-	11	22%	11
	2023	1	-	2	-	2	1	-	2	-	1	-	-	9	▲	9
Domestic and Family - Level 1	2024	-	-	-	-	-	-	1	-	-	-	-	-	1	-92%	1
	2023	7	2	2	1	-	-	-	1	-	-	-	-	13	▼	13
Domestic and Family - Level 2	2024	-	-	-	-	-	-	-	-	-	-	-	-	0	-100%	0
	2023	-	-	-	-	-	-	-	-	-	1	1	-	1	▼	2
Felonies and Related Matters	2024	10	9	1	4	20	6	76	6	15	20	-	-	167	11%	167
	2023	6	2	27	6	9	6	19	4	51	21	14	23	151	▲	188
General Civil - Level 1	2024	-	-	-	-	-	-	-	-	-	-	-	-	0	-100%	0
	2023	-	-	1	-	-	-	1	1	1	1	-	-	5	▼	5
General Civil - Level 2	2024	2	4	3	2	3	3	4	2	3	-	-	-	26	37%	26
	2023	3	2	5	2	-	-	1	4	-	2	2	2	19	▲	23
General Civil - Level 3	2024	1	1	2	2	2	3	6	1	2	3	-	-	23	-21%	23
	2023	1	7	1	3	6	4	3	3	1	-	1	-	29	▼	30
Miscellaneous Civil	2024	33	32	37	33	25	18	22	35	36	36	-	-	307	-1%	307
	2023	41	28	44	29	33	24	26	25	22	38	28	16	310	▼	354
Misdemeanor	2024	6	3	2	2	2	-	3	-	2	6	-	-	26	13%	26
	2023	9	1	3	1	1	1	4	-	1	2	3	-	23	▲	26
Other	2024	11	5	15	7	14	7	12	4	11	6	-	-	92	-25%	92
	2023	8	23	29	9	9	9	10	8	8	9	5	55	122	▼	182
Other Criminally Related Matters	2024	-	1	3	3	1	3	12	1	-	-	-	-	24	71%	24
	2023	-	-	3	-	1	2	1	2	3	2	1	-	14	▲	15
Probates/Wills & Trusts - Level 1	2024	-	-	-	-	-	-	-	-	-	-	-	-	0	-100%	0
	2023	-	-	-	-	-	1	-	-	-	-	-	-	1	▼	1
Probates/Wills & Trusts - Level 2	2024	-	-	-	-	-	-	-	-	-	-	-	-	0	-100%	0
	2023	-	1	-	-	-	-	-	2	-	1	-	1	4	▼	5
Uncontested Divorce	2024	-	1	3	1	1	1	1	-	-	2	-	-	10	-55%	10
	2023	5	-	4	2	2	2	2	1	2	2	2	1	22	▼	25

This report reflects the case management system. Numbers will update as reports are refreshed and posted. The case types reported may not necessitate judicial involvement.

Dashboard		Monthly Filings Summary		Jan --- Oct Filings					
<p>Court: Richmond County Circuit Start/End Date: Jan-23 / Oct-24 2023 Average Month: 42 Jan-Oct 2023: 440 Filings Trending: ▲</p>	<p>Circuit/Court ID: 15 215159 Type of Case: Filings 2024 Average Month: 47 Jan-Oct 2024 : 474 Overall AVG. Month: 45</p>			<table border="1" style="margin: auto;"> <tr> <td style="text-align: center; width: 50px;">474</td> <td style="text-align: center; width: 50px;">440</td> </tr> <tr> <td style="text-align: center;">2024</td> <td style="text-align: center;">2023</td> </tr> </table>		474	440	2024	2023
474	440								
2024	2023								

Filings by Division																
Divisions		Jan	Feb	Mar	Apr	May	Jun	Jul	Aug	Sep	Oct	Nov	Dec	Thru Oct	% Change	Total
Total	2024	44	42	42	42	25	46	50	68	52	63	-	-	474	8%	474
	2023	44	57	34	49	36	38	28	27	51	76	46	22	440	▲	508
Civil	2024	4	5	3	3	6	6	1	3	9	6	-	-	46	-12%	46
	2023	4	10	5	5	4	4	2	6	2	10	4	2	52	▼	58
Criminal	2024	17	13	12	11	1	26	33	55	25	35	-	-	228	25%	228
	2023	18	15	6	20	15	15	14	9	27	43	35	7	182	▲	224
Concealed Handgun Permits	2024	17	18	25	26	12	14	11	5	13	16	-	-	157	5%	157
	2023	18	25	21	21	11	15	7	7	16	9	3	12	150	▲	165
Miscellaneous/ Other	2024	6	6	2	2	6	-	5	5	5	6	-	-	43	-23%	43
	2023	4	7	2	3	6	4	5	5	6	14	4	1	56	▼	61

Filings by Case Category																
Case Categories		Jan	Feb	Mar	Apr	May	Jun	Jul	Aug	Sep	Oct	Nov	Dec	Thru Oct	% Change	Total
Administrative Law	2024	-	-	-	-	-	-	-	-	-	-	-	-	0	-100%	0
	2023	-	-	-	1	-	-	-	-	-	-	-	-	-	1	▼
Contested Divorce	2024	-	-	-	1	-	3	-	-	-	1	-	-	5	67%	5
	2023	-	-	-	-	-	1	-	-	-	-	2	2	-	3	▲
Domestic and Family - Level 1	2024	2	-	-	-	-	-	-	-	-	6	1	-	9	29%	9
	2023	1	2	-	1	-	-	-	-	-	1	2	-	-	7	▲
Domestic and Family - Level 2	2024	-	-	-	-	2	1	-	-	-	-	-	-	3	200%	3
	2023	-	-	-	-	-	-	-	-	-	-	1	-	-	1	▲
Felonies and Related Matters	2024	11	7	10	8	1	18	29	50	19	29	-	-	182	84%	182
	2023	8	9	3	14	11	10	10	3	11	20	32	2	99	▲	133
General Civil - Level 1	2024	-	1	1	-	-	-	-	-	-	-	-	-	2	-33%	2
	2023	-	-	-	1	2	-	-	-	-	-	-	-	-	3	▼
General Civil - Level 2	2024	-	1	1	1	3	-	-	1	-	2	-	-	9	-25%	9
	2023	-	3	2	-	2	1	-	-	4	-	-	-	2	12	▼
General Civil - Level 3	2024	2	2	-	-	1	-	-	2	-	-	-	-	7	0%	7
	2023	-	1	-	1	2	-	-	-	1	1	1	2	-	7	↔
Miscellaneous Civil	2024	21	23	27	28	17	14	16	10	18	22	-	-	196	5%	196
	2023	22	30	23	23	13	18	10	11	20	17	6	13	187	▲	206
Misdemeanor	2024	3	5	2	3	-	7	4	5	6	6	-	-	41	-37%	41
	2023	8	6	1	4	3	4	4	4	10	21	2	-	65	▼	67
Other	2024	2	-	-	-	-	-	-	-	-	-	-	-	2	-87%	2
	2023	1	2	-	1	1	1	2	1	1	5	1	-	15	▼	16
Other Criminally Related Matters	2024	3	1	-	-	-	1	-	-	-	-	-	-	5	-72%	5
	2023	2	-	2	2	1	1	-	-	2	6	2	1	5	18	▼
Probates/Wills & Trusts - Level 1	2024	-	-	-	-	-	-	-	-	-	-	-	-	0	-100%	0
	2023	-	-	-	-	-	-	-	-	-	1	-	-	-	1	▼
Probates/Wills & Trusts - Level 2	2024	-	-	-	-	-	-	-	-	-	-	-	-	0	-100%	0
	2023	-	-	-	-	-	-	1	-	-	-	-	-	-	1	▼
Uncontested Divorce	2024	-	2	1	1	1	2	1	-	3	2	-	-	13	-35%	13
	2023	2	4	3	1	1	2	1	1	-	5	-	-	20	▼	20

This report reflects the case management system. Numbers will update as reports are refreshed and posted. The case types reported may not necessitate judicial involvement.

CPSS-CCMS-10.01 CASELOAD STATISTICS OF THE CIRCUIT COURTS

Spotsylvania

January 2023 -- October 2024 Filings


Alexandria and Fairfax Circuit are not Included in State Totals.

Dashboard

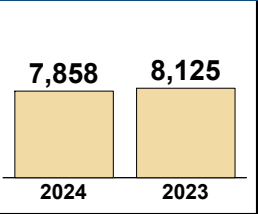
Court: Spotsylvania Circuit
Start/End Date: Jan-23 / Oct-24
2023 Average Month: 790
Jan-Oct 2023: 8,125
Filings Trending: ▼

Circuit/Court ID: 15 215177
Type of Case: Filings
2024 Average Month: 786
Jan-Oct 2024 : 7,858
Overall AVG. Month: 788

Monthly Filings Summary



Jan --- Oct Filings



Filings by Division

Divisions		Jan	Feb	Mar	Apr	May	Jun	Jul	Aug	Sep	Oct	Nov	Dec	Thru Oct	% Change	Total
Total	2024	813	835	775	767	806	731	754	794	748	835	-	-	7,858	-3%	7,858
	2023	1,011	774	997	698	956	696	591	735	737	930	723	637	8,125	▼	9,485
Civil	2024	83	78	85	92	133	93	106	122	99	104	-	-	995	16%	995
	2023	101	59	137	95	87	70	65	58	111	77	91	66	860	▲	1,017
Criminal	2024	296	379	350	291	316	329	269	314	292	340	-	-	3,176	-3%	3,176
	2023	357	311	317	244	455	290	201	325	302	468	271	272	3,270	▼	3,813
Concealed Handgun Permits	2024	309	276	244	251	228	205	247	236	240	242	-	-	2,478	-11%	2,478
	2023	410	288	392	242	289	229	230	221	195	276	251	204	2,772	▼	3,227
Miscellaneous/ Other	2024	124	101	96	132	129	104	128	120	115	145	-	-	1,194	-2%	1,194
	2023	142	115	149	116	125	107	94	131	128	109	110	95	1,216	▼	1,421
Others	2024	1	1	-	1	-	-	4	2	2	4	-	-	15	114%	15
	2023	1	1	2	1	-	-	1	-	1	-	-	-	7	▲	7

Filings by Case Category

Case Categories		Jan	Feb	Mar	Apr	May	Jun	Jul	Aug	Sep	Oct	Nov	Dec	Thru Oct	% Change	Total
Administrative Law	2024	1	-	-	-	-	-	1	1	-	-	-	-	3	-67%	3
	2023	1	1	2	-	1	1	1	-	-	2	2	-	9	▼	11
Capital Murder	2024	2	1	1	1	-	-	-	-	-	-	-	-	5	5	5
	2023	-	-	-	-	-	-	-	-	-	-	-	-	0	↔	0
Contested Divorce	2024	6	9	12	12	9	8	13	8	10	15	-	-	102	7%	102
	2023	9	14	12	10	15	9	6	6	10	4	11	7	95	▲	113
Domestic and Family - Level 1	2024	10	8	18	24	50	24	12	46	15	12	-	-	219	-4%	219
	2023	40	4	61	33	20	14	9	6	30	11	23	11	228	▼	262
Domestic and Family - Level 2	2024	4	6	5	8	5	4	16	7	4	4	-	-	63	75%	63
	2023	1	2	4	2	9	2	5	3	3	5	4	3	36	▲	43
Felonies and Related Matters	2024	192	280	258	194	219	241	197	220	198	206	-	-	2,205	0%	2,205
	2023	241	224	211	153	325	201	135	227	199	288	184	167	2,204	▲	2,555
General Civil - Level 1	2024	-	1	1	-	2	-	-	-	2	1	-	-	7	-42%	7
	2023	2	1	-	1	-	3	3	-	1	1	1	1	12	▼	14
General Civil - Level 2	2024	18	29	23	18	30	25	23	29	24	24	-	-	243	34%	243
	2023	14	14	19	17	14	18	17	18	29	22	15	18	182	▲	215
General Civil - Level 3	2024	16	3	7	4	8	5	6	10	5	19	-	-	83	2%	83
	2023	8	6	9	9	7	8	5	7	9	13	12	8	81	▲	101
Miscellaneous Civil	2024	366	333	300	329	307	272	328	322	314	302	-	-	3,173	-6%	3,173
	2023	482	338	468	316	335	288	274	277	271	330	310	257	3,379	▼	3,946
Misdemeanor	2024	89	86	77	82	84	78	55	70	83	120	-	-	824	-8%	824
	2023	101	74	88	71	107	69	54	87	84	161	76	89	896	▼	1,061
Other	2024	67	44	35	55	47	33	51	31	42	86	-	-	491	-16%	491
	2023	70	60	70	43	74	46	45	68	54	56	54	39	586	▼	679
Other Criminally Related Matters	2024	13	12	14	14	14	10	17	24	13	14	-	-	145	-16%	145
	2023	15	13	19	20	23	20	12	12	19	19	11	16	172	▼	199
Probates/Wills & Trusts - Level 1	2024	-	-	-	-	-	-	-	-	1	-	-	-	1	1	1
	2023	-	-	-	-	-	-	-	-	-	-	-	-	0	↔	0
Probates/Wills & Trusts - Level 2	2024	2	2	2	3	3	6	7	-	7	4	-	-	36	-12%	36
	2023	5	5	7	2	3	1	6	6	3	3	6	2	41	▼	49
Uncontested Divorce	2024	27	21	22	23	28	25	28	26	30	28	-	-	258	26%	258
	2023	22	18	27	21	23	16	19	18	25	15	14	19	204	▲	237

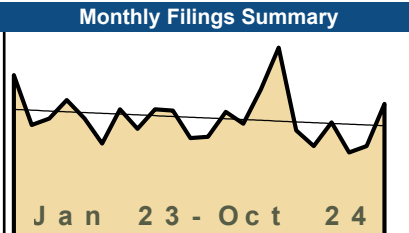
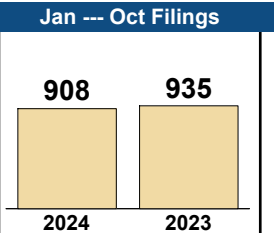
This report reflects the case management system. Numbers will update as reports are refreshed and posted. The case types reported may not necessitate judicial involvement.

Dashboard		Monthly Filings Summary		Jan --- Oct Filings	
Court: Stafford Circuit	Circuit/Court ID: 15 215179			7,203	7,083
Start/End Date: Jan-23 / Oct-24	Type of Case: Filings			2024	2023
2023 Average Month: 699	2024 Average Month: 720				
Jan-Oct 2023: 7,083	Jan-Oct 2024 : 7,203				
Filings Trending: ↔	Overall AVG. Month: 709				

Filings by Division																
Divisions		Jan	Feb	Mar	Apr	May	Jun	Jul	Aug	Sep	Oct	Nov	Dec	Thru Oct	% Change	Total
Total	2024	768	715	869	705	610	766	680	661	691	738	-	-	7,203	2%	7,203
	2023	680	662	830	685	690	763	698	683	610	782	644	662	7,083	▲	8,389
Civil	2024	76	84	105	96	48	71	88	93	90	84	-	-	835	1%	835
	2023	83	63	99	80	93	81	69	96	70	93	83	80	827	▲	990
Criminal	2024	345	276	393	270	269	398	267	252	272	333	-	-	3,075	1%	3,075
	2023	206	254	354	288	281	399	339	310	266	334	255	287	3,031	▲	3,573
Concealed Handgun Permits	2024	277	267	293	245	213	205	236	252	254	239	-	-	2,481	1%	2,481
	2023	299	273	299	241	246	213	216	197	201	272	231	220	2,457	▲	2,908
Miscellaneous/ Other	2024	70	88	78	94	80	92	89	63	75	82	-	-	811	6%	811
	2023	92	72	77	76	70	70	74	80	73	83	75	75	767	▲	917
Others	2024	-	-	-	-	-	-	-	1	-	-	-	-	1	0%	1
	2023	-	-	1	-	-	-	-	-	-	-	-	-	1	↔	1

Filings by Case Category																
Case Categories		Jan	Feb	Mar	Apr	May	Jun	Jul	Aug	Sep	Oct	Nov	Dec	Thru Oct	% Change	Total
Administrative Law	2024	2	-	3	-	-	2	-	2	-	-	-	-	9	-36%	9
	2023	2	1	2	2	-	2	-	3	1	1	-	2	14	▼	16
Capital Murder	2024	-	-	-	-	-	-	-	-	-	-	-	-	0	-100%	0
	2023	-	-	-	1	-	-	-	-	1	-	-	-	2	▼	2
Contested Divorce	2024	11	10	11	10	7	5	13	10	14	10	-	-	101	0%	101
	2023	8	9	13	8	11	11	15	12	4	10	7	14	101	↔	122
Domestic and Family - Level 1	2024	6	4	15	7	-	5	18	13	9	6	-	-	83	-36%	83
	2023	9	6	15	11	18	20	13	19	11	7	14	6	129	▼	149
Domestic and Family - Level 2	2024	6	4	8	6	6	5	4	13	5	7	-	-	64	33%	64
	2023	8	4	3	9	2	3	4	6	4	5	6	2	48	▲	56
Felonies and Related Matters	2024	251	154	264	169	182	285	197	159	154	217	-	-	2,032	-1%	2,032
	2023	139	177	235	186	191	280	218	224	183	224	155	194	2,057	▼	2,406
General Civil - Level 1	2024	-	1	1	1	1	2	2	-	1	-	-	-	9	0%	9
	2023	1	-	1	1	1	-	2	1	-	2	1	1	9	↔	11
General Civil - Level 2	2024	24	20	20	28	6	27	21	24	31	22	-	-	223	10%	223
	2023	14	21	19	19	24	16	17	29	17	27	18	13	203	▲	234
General Civil - Level 3	2024	12	13	13	13	11	8	8	8	9	15	-	-	110	20%	110
	2023	7	5	11	11	12	8	7	13	9	9	13	11	92	▲	116
Miscellaneous Civil	2024	340	346	362	330	288	284	318	306	323	309	-	-	3,206	1%	3,206
	2023	388	335	372	312	311	276	283	264	270	349	300	287	3,160	▲	3,747
Misdemeanor	2024	74	97	102	83	66	88	53	63	83	78	-	-	787	-1%	787
	2023	48	59	86	81	80	110	102	69	72	89	76	75	796	▼	947
Other	2024	1	7	5	1	-	1	-	4	1	-	-	-	20	18%	20
	2023	2	-	1	2	4	1	3	-	2	2	2	-	17	▲	19
Other Criminally Related Matters	2024	20	25	27	23	22	27	17	30	35	40	-	-	266	39%	266
	2023	21	18	33	21	12	15	19	20	11	21	24	19	191	▲	234
Probates/Wills & Trusts - Level 1	2024	1	-	-	-	1	-	-	-	-	-	-	-	2	100%	2
	2023	-	-	-	-	-	-	-	1	-	-	-	-	1	▲	1
Probates/Wills & Trusts - Level 2	2024	3	10	7	8	1	5	4	3	4	5	-	-	50	32%	50
	2023	6	4	7	1	3	3	3	2	4	5	6	2	38	▲	46
Uncontested Divorce	2024	17	24	31	26	19	22	25	26	22	29	-	-	241	7%	241
	2023	27	23	32	20	21	18	12	20	21	31	22	36	225	▲	283

This report reflects the case management system. Numbers will update as reports are refreshed and posted. The case types reported may not necessitate judicial involvement.

Dashboard		Monthly Filings Summary		Jan --- Oct Filings	
Court: Westmoreland Circuit	Circuit/Court ID: 15 215193				
Start/End Date: Jan-23 / Oct-24	Type of Case: Filings				
2023 Average Month: 91	2024 Average Month: 91				
Jan-Oct 2023: 935	Jan-Oct 2024 : 908				
Filings Trending: ▼	Overall AVG. Month: 91				

Filings by Division																
Divisions		Jan	Feb	Mar	Apr	May	Jun	Jul	Aug	Sep	Oct	Nov	Dec	Thru Oct	% Change	Total
Total	2024	95	86	112	144	81	69	87	64	69	101	-	-	908	-3%	908
	2023	123	85	90	104	90	71	97	82	97	96	75	76	935	▼	1,086
Civil	2024	10	8	7	18	12	17	11	10	12	18	-	-	123	-2%	123
	2023	13	10	6	12	25	12	11	16	14	7	10	4	126	▼	140
Criminal	2024	34	24	43	83	37	31	28	7	15	47	-	-	349	-11%	349
	2023	54	31	30	53	27	30	48	25	38	58	24	31	394	▼	449
Concealed Handgun Permits	2024	49	46	43	29	24	15	36	35	35	29	-	-	341	1%	341
	2023	47	40	45	32	29	22	29	34	31	27	31	29	336	▲	396
Miscellaneous/ Other	2024	2	8	18	14	7	6	12	11	7	7	-	-	92	18%	92
	2023	9	4	9	7	9	7	8	7	14	4	10	12	78	▲	100
Others	2024	-	-	1	-	1	-	-	1	-	-	-	-	3	200%	3
	2023	-	-	-	-	-	-	1	-	-	-	-	-	1	▲	1

Filings by Case Category																
Case Categories		Jan	Feb	Mar	Apr	May	Jun	Jul	Aug	Sep	Oct	Nov	Dec	Thru Oct	% Change	Total
Contested Divorce	2024	-	1	3	3	1	1	1	2	2	-	-	-	14	40%	14
	2023	1	-	1	1	1	1	1	-	2	2	1	-	10	▲	11
Domestic and Family - Level 1	2024	2	1	-	8	4	9	-	2	1	17	-	-	44	2%	44
	2023	4	1	2	1	11	6	6	9	1	2	1	1	43	▲	45
Domestic and Family - Level 2	2024	-	-	-	-	-	-	-	-	3	-	-	-	3	50%	3
	2023	-	-	-	-	1	-	-	-	1	-	-	-	2	▲	2
Felonies and Related Matters	2024	30	16	29	55	20	19	16	4	9	16	-	-	214	-16%	214
	2023	20	16	16	36	17	24	35	14	22	54	21	16	254	▼	291
General Civil - Level 1	2024	-	-	-	-	-	-	1	1	-	-	-	-	2	-50%	2
	2023	-	-	1	-	1	-	2	-	-	-	-	-	4	▼	4
General Civil - Level 2	2024	1	1	1	3	2	1	5	5	3	-	-	-	22	47%	22
	2023	-	1	3	1	1	1	3	2	3	-	3	4	15	▲	22
General Civil - Level 3	2024	4	1	1	3	4	4	3	2	2	-	-	-	24	0%	24
	2023	1	1	-	9	7	2	1	1	2	-	1	1	24	↔	26
Miscellaneous Civil	2024	50	54	56	42	28	20	46	40	40	35	-	-	411	2%	411
	2023	55	44	50	38	37	29	35	41	43	31	39	37	403	▲	479
Misdemeanor	2024	3	5	12	15	6	4	5	1	4	6	-	-	61	-39%	61
	2023	28	10	2	16	10	4	10	8	8	4	2	7	100	▼	109
Other	2024	1	-	5	-	2	-	-	2	-	-	-	-	10	150%	10
	2023	1	-	-	-	-	1	1	-	1	-	2	-	4	▲	6
Other Criminally Related Matters	2024	1	3	2	13	11	8	7	2	2	25	-	-	74	64%	74
	2023	11	5	12	1	-	2	3	3	8	-	2	8	45	▲	55
Probates/Wills & Trusts - Level 2	2024	-	-	-	-	-	-	1	-	1	1	-	-	3	0%	3
	2023	-	-	1	-	-	1	-	1	-	-	1	-	3	↔	4
Protective Orders	2024	-	-	-	-	-	2	-	-	-	-	-	-	2	100%	2
	2023	-	-	-	-	-	-	-	-	-	-	1	-	1	▲	1
Uncontested Divorce	2024	3	4	3	2	3	1	2	3	2	1	-	-	24	-11%	24
	2023	2	7	2	1	4	-	-	3	6	2	2	2	27	▼	31

This report reflects the case management system. Numbers will update as reports are refreshed and posted. The case types reported may not necessitate judicial involvement.

CPSS-CCMS-10.01 CASELOAD STATISTICS OF THE CIRCUIT COURTS

Fredericksburg

January 2023 -- October 2024 Filings


Alexandria and Fairfax Circuit are not Included in State Totals.

Dashboard

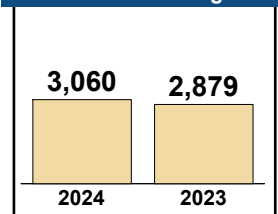
Court: Fredericksburg Circuit
Start/End Date: Jan-23 / Oct-24
2023 Average Month: 285
Jan-Oct 2023: 2,879
Filings Trending: ▲

Circuit/Court ID: 15 215630
Type of Case: Filings
2024 Average Month: 306
Jan-Oct 2024 : 3,060
Overall AVG. Month: 295

Monthly Filings Summary



Jan --- Oct Filings



Filings by Division

Divisions		Jan	Feb	Mar	Apr	May	Jun	Jul	Aug	Sep	Oct	Nov	Dec	Thru Oct	% Change	Total
Total	2024	322	281	329	210	323	322	316	318	358	281	-	-	3,060	6%	3,060
	2023	376	239	314	231	345	381	189	288	261	255	334	209	2,879	▲	3,422
Civil	2024	46	44	39	32	52	61	41	47	47	69	-	-	478	-9%	478
	2023	52	52	68	50	55	61	51	50	52	35	33	21	526	▼	580
Criminal	2024	198	135	214	106	196	189	191	191	239	144	-	-	1,803	12%	1,803
	2023	236	130	156	104	216	245	71	150	141	155	224	145	1,604	▲	1,973
Concealed Handgun Permits	2024	36	39	25	26	28	24	28	24	18	18	-	-	266	-2%	266
	2023	28	27	30	42	28	23	26	23	24	20	37	15	271	▼	323
Miscellaneous/ Other	2024	42	62	51	46	47	47	55	54	51	50	-	-	505	7%	505
	2023	58	30	60	35	46	52	41	65	42	45	40	28	474	▲	542
Others	2024	-	1	-	-	-	1	1	2	3	-	-	-	8	100%	8
	2023	2	-	-	-	-	-	-	-	2	-	-	-	4	▲	4

Filings by Case Category

Case Categories		Jan	Feb	Mar	Apr	May	Jun	Jul	Aug	Sep	Oct	Nov	Dec	Thru Oct	% Change	Total
Administrative Law	2024	-	-	-	-	-	-	-	-	-	-	-	-	0	-100%	0
	2023	1	-	-	1	-	1	-	1	1	-	1	1	5	▼	7
Capital Murder	2024	-	-	-	-	-	-	-	-	-	-	-	-	0	-100%	0
	2023	-	-	-	-	-	-	-	-	-	-	1	-	1	▼	1
Contested Divorce	2024	5	9	5	2	9	11	5	5	3	4	-	-	58	-2%	58
	2023	6	5	3	4	8	7	7	6	9	4	7	3	59	▼	69
Domestic and Family - Level 1	2024	4	7	4	-	2	1	7	1	8	21	-	-	55	31%	55
	2023	14	5	6	4	3	4	3	-	3	-	-	-	42	▲	42
Domestic and Family - Level 2	2024	16	11	-	14	7	18	10	6	8	8	-	-	98	-9%	98
	2023	4	9	10	12	14	18	6	10	12	13	5	1	108	▼	114
Felonies and Related Matters	2024	120	86	113	61	109	93	106	124	146	81	-	-	1,039	-2%	1,039
	2023	160	93	100	77	136	161	42	105	95	90	112	83	1,059	▼	1,254
General Civil - Level 1	2024	2	-	1	1	-	2	1	1	1	2	-	-	11	-27%	11
	2023	2	1	1	5	1	1	1	-	3	-	2	-	15	▼	17
General Civil - Level 2	2024	3	3	6	1	19	21	10	19	14	21	-	-	117	-7%	117
	2023	10	15	19	11	9	10	18	19	8	7	8	6	126	▼	140
General Civil - Level 3	2024	2	1	6	7	-	2	-	1	4	1	-	-	24	-35%	24
	2023	5	5	6	5	3	2	4	2	1	4	1	2	37	▼	40
Miscellaneous Civil	2024	53	60	40	43	44	49	47	45	45	40	-	-	466	-2%	466
	2023	56	49	52	55	42	54	35	48	49	34	51	27	474	▼	552
Misdemeanor	2024	67	43	100	32	77	88	74	50	88	54	-	-	673	41%	673
	2023	70	29	50	24	70	76	23	40	39	57	108	53	478	▲	639
Other	2024	25	43	40	24	32	22	36	34	25	28	-	-	309	16%	309
	2023	29	9	42	18	34	21	30	37	18	28	25	17	266	▲	308
Other Criminally Related Matters	2024	11	6	2	13	10	8	11	17	5	9	-	-	92	31%	92
	2023	7	8	6	3	10	8	6	7	7	8	4	9	70	▲	83
Probates/Wills & Trusts - Level 1	2024	-	-	-	-	-	-	-	-	-	-	-	-	0	-100%	0
	2023	-	-	-	-	-	1	-	-	-	-	-	-	1	▼	1
Probates/Wills & Trusts - Level 2	2024	1	-	1	-	1	-	1	2	2	1	-	-	9	-25%	9
	2023	2	1	3	1	1	1	1	1	1	-	-	-	12	▼	12
Protective Orders	2024	-	-	-	-	-	2	-	-	-	-	-	-	2	↔	2
	2023	-	-	-	-	-	-	-	-	-	-	-	-	0	↔	0
Uncontested Divorce	2024	13	12	11	12	13	5	8	13	9	11	-	-	107	-15%	107
	2023	10	10	16	11	14	16	13	12	15	9	10	7	126	▼	143


This report reflects the case management system. Numbers will update as reports are refreshed and posted. The case types reported may not necessitate judicial involvement.

Dashboard

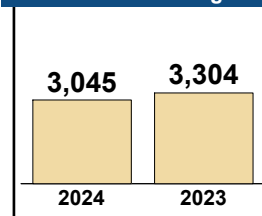
Court: Albemarle Circuit
 Start/End Date: Jan-23 / Oct-24
 2023 Average Month: 330
 Jan-Oct 2023: 3,304
 Filings Trending: ▼

Circuit/Court ID: 16 216003
 Type of Case: Filings
 2024 Average Month: 305
 Jan-Oct 2024 : 3,045
 Overall AVG. Month: 318

Monthly Filings Summary



Jan --- Oct Filings



Filings by Division

Divisions		Jan	Feb	Mar	Apr	May	Jun	Jul	Aug	Sep	Oct	Nov	Dec	Thru Oct	% Change	Total
Total	2024	339	303	326	331	305	272	289	269	292	319	-	-	3,045	-8%	3,045
	2023	381	371	371	308	347	305	300	303	308	310	305	350	3,304	▼	3,959
Civil	2024	63	50	66	50	65	35	53	52	53	43	-	-	530	-4%	530
	2023	48	60	49	55	65	51	60	49	49	65	63	44	551	▼	658
Criminal	2024	27	52	35	32	35	52	33	42	29	80	-	-	417	-22%	417
	2023	37	89	63	52	43	45	45	53	60	48	43	65	535	▼	643
Concealed Handgun Permits	2024	105	86	104	93	66	76	100	80	95	108	-	-	913	-6%	913
	2023	129	105	135	88	94	82	78	88	91	78	89	83	968	▼	1,140
Miscellaneous/Other	2024	143	114	121	152	137	108	99	94	114	88	-	-	1,170	-5%	1,170
	2023	167	116	122	110	140	124	116	111	108	118	110	155	1,232	▼	1,497
Others	2024	1	1	-	4	2	1	4	1	1	-	-	-	15	-17%	15
	2023	-	1	2	3	5	3	1	2	-	1	-	3	18	▼	21

Filings by Case Category

Case Categories		Jan	Feb	Mar	Apr	May	Jun	Jul	Aug	Sep	Oct	Nov	Dec	Thru Oct	% Change	Total
Administrative Law	2024	-	1	-	-	-	-	-	2	1	1	-	-	5	-38%	5
	2023	-	-	1	4	-	-	2	1	-	-	-	-	8	▼	8
Capital Murder	2024	-	-	-	-	1	-	-	-	-	-	-	-	1	-83%	1
	2023	-	-	-	-	6	-	-	-	-	-	-	-	6	▼	6
Contested Divorce	2024	8	4	11	4	4	4	9	10	6	2	-	-	62	-5%	62
	2023	6	5	12	7	7	7	3	6	7	5	3	3	65	▼	71
Domestic and Family - Level 1	2024	5	-	7	1	11	5	7	1	-	1	-	-	38	-44%	38
	2023	10	10	3	3	7	1	15	-	5	14	6	4	68	▼	78
Domestic and Family - Level 2	2024	6	6	6	5	8	6	2	2	8	5	-	-	54	69%	54
	2023	2	1	1	2	5	4	4	5	2	6	2	8	32	▲	42
Felonies and Related Matters	2024	21	39	22	18	27	44	22	30	23	66	-	-	312	-26%	312
	2023	32	75	49	41	29	32	33	49	47	35	36	63	422	▼	521
General Civil - Level 1	2024	1	1	1	-	7	2	1	1	1	1	-	-	16	33%	16
	2023	1	1	1	2	2	1	-	-	2	2	4	2	12	▲	18
General Civil - Level 2	2024	21	12	19	10	9	9	10	21	11	10	-	-	132	2%	132
	2023	12	10	6	14	16	12	10	14	15	21	11	6	130	▲	147
General Civil - Level 3	2024	6	8	5	8	2	2	10	7	12	4	-	-	64	42%	64
	2023	5	7	4	3	1	6	4	5	3	7	18	6	45	▲	69
Miscellaneous Civil	2024	138	127	145	145	109	108	149	124	141	152	-	-	1,338	-2%	1,338
	2023	166	136	180	124	139	128	119	121	130	121	125	121	1,364	▼	1,610
Misdemeanor	2024	5	11	9	12	7	8	11	9	5	11	-	-	88	0%	88
	2023	5	11	13	7	5	10	12	3	13	9	5	2	88	↔	95
Other	2024	109	71	77	102	96	74	50	45	65	41	-	-	730	-12%	730
	2023	125	81	79	75	100	82	75	82	63	71	71	115	833	▼	1,019
Other Criminally Related Matters	2024	2	2	4	3	1	1	-	3	2	3	-	-	21	11%	21
	2023	-	3	1	4	3	3	-	1	-	4	3	-	19	▲	22
Probates/Wills & Trusts - Level 1	2024	-	-	-	-	-	-	-	-	1	-	-	-	1	-80%	1
	2023	-	1	-	-	-	3	-	1	-	-	1	-	5	▼	6
Probates/Wills & Trusts - Level 2	2024	3	2	7	6	3	3	5	1	2	5	-	-	37	6%	37
	2023	6	3	2	-	9	3	3	3	3	3	4	5	35	▲	44
Protective Orders	2024	2	-	-	-	-	-	-	-	-	-	-	-	2	-33%	2
	2023	-	1	-	-	1	-	1	-	-	-	-	-	3	▼	3
Uncontested Divorce	2024	12	19	13	17	20	6	13	13	14	17	-	-	144	-15%	144
	2023	11	26	19	22	17	13	19	12	18	12	16	15	169	▼	200

This report reflects the case management system. Numbers will update as reports are refreshed and posted. The case types reported may not necessitate judicial involvement.

CPSS-CCMS-10.01 CASELOAD STATISTICS OF THE CIRCUIT COURTS

January 2023 -- October 2024 Filings


Alexandria and Fairfax Circuit are not Included in State Totals.

Dashboard				Monthly Filings Summary				Jan --- Oct Filings							
Court: Culpeper Circuit Start/End Date: Jan-23 / Oct-24 2023 Average Month: 286 Jan-Oct 2023: 2,923 Filings Trending: ▼		Circuit/Court ID: 16 216047 Type of Case: Filings 2024 Average Month: 282 Jan-Oct 2024 : 2,818 Overall AVG. Month: 284						<table border="1" style="margin: auto;"> <tr> <td style="text-align: center; width: 50px;">2,818</td> <td style="text-align: center; width: 50px;">2,923</td> </tr> <tr> <td style="text-align: center; width: 50px;">2024</td> <td style="text-align: center; width: 50px;">2023</td> </tr> </table>				2,818	2,923	2024	2023
2,818	2,923														
2024	2023														

Filings by Division																
Divisions		Jan	Feb	Mar	Apr	May	Jun	Jul	Aug	Sep	Oct	Nov	Dec	Thru Oct	% Change	Total
Total	2024	244	299	273	302	279	238	290	322	254	317	-	-	2,818	-4%	2,818
	2023	293	264	321	266	306	333	283	302	261	294	244	269	2,923	▼	3,436
Civil	2024	34	47	41	60	46	35	36	54	30	56	-	-	439	-2%	439
	2023	41	52	51	39	52	49	45	38	47	34	25	39	448	▼	512
Criminal	2024	84	121	106	129	107	122	134	163	116	141	-	-	1,223	-9%	1,223
	2023	124	97	137	131	140	157	142	163	114	133	122	132	1,338	▼	1,592
Concealed Handgun Permits	2024	102	99	110	88	78	63	92	78	79	88	-	-	877	0%	877
	2023	105	94	110	72	90	89	77	73	75	96	76	83	881	▼	1,040
Miscellaneous/Other	2024	24	32	16	25	47	18	28	24	28	32	-	-	274	7%	274
	2023	23	21	23	24	24	38	19	28	25	31	21	15	256	▲	292
Others	2024	-	-	-	-	1	-	-	3	1	-	-	-	5	5	5
	2023	-	-	-	-	-	-	-	-	-	-	-	-	0	↔	0

Filings by Case Category																
Case Categories		Jan	Feb	Mar	Apr	May	Jun	Jul	Aug	Sep	Oct	Nov	Dec	Thru Oct	% Change	Total
Administrative Law	2024	-	-	1	-	-	-	-	-	1	3	-	-	5	150%	5
	2023	-	-	-	-	-	-	-	-	-	2	-	-	2	▲	2
Capital Murder	2024	-	-	-	-	-	-	-	-	-	-	-	-	0	-100%	0
	2023	-	-	-	-	-	-	-	-	-	5	-	-	5	▼	5
Contested Divorce	2024	9	3	11	9	5	5	8	12	2	8	-	-	72	4%	72
	2023	9	9	13	7	7	4	4	3	7	6	3	7	69	▲	79
Domestic and Family - Level 1	2024	4	6	2	14	5	3	1	4	2	15	-	-	56	-32%	56
	2023	-	14	4	6	1	20	21	9	7	-	-	6	17	82	▼
Domestic and Family - Level 2	2024	1	6	1	2	6	2	3	3	1	3	-	-	28	-15%	28
	2023	3	1	3	3	5	4	1	4	3	6	2	-	33	▼	35
Felonies and Related Matters	2024	64	84	77	90	80	94	102	129	76	96	-	-	892	-6%	892
	2023	87	70	93	102	95	114	90	124	80	94	76	99	949	▼	1,124
General Civil - Level 1	2024	1	-	-	-	-	-	-	-	-	-	-	-	1	-80%	1
	2023	-	-	-	1	3	-	-	1	-	-	-	-	5	▼	5
General Civil - Level 2	2024	3	8	5	11	7	9	6	15	9	7	-	-	80	57%	80
	2023	3	6	4	5	6	6	3	4	9	5	5	3	51	▲	59
General Civil - Level 3	2024	5	1	-	3	3	2	2	4	2	5	-	-	27	50%	27
	2023	2	2	3	1	4	1	-	3	1	1	1	1	18	▲	20
Miscellaneous Civil	2024	125	129	121	110	120	77	118	99	104	119	-	-	1,122	0%	1,122
	2023	127	113	132	95	113	122	94	101	98	126	97	97	1,121	▲	1,315
Misdemeanor	2024	21	35	25	38	27	27	32	30	37	44	-	-	316	-11%	316
	2023	33	26	43	26	43	42	46	35	27	35	43	33	356	▼	432
Other	2024	1	3	4	-	7	3	2	6	4	2	-	-	32	113%	32
	2023	4	-	-	2	2	4	-	-	3	-	1	2	15	▲	18
Other Criminally Related Matters	2024	-	2	4	1	-	1	-	5	3	1	-	-	17	-39%	17
	2023	4	1	1	3	2	1	6	4	2	4	3	-	28	▼	31
Probates/Wills & Trusts - Level 1	2024	1	2	-	-	-	1	-	-	-	-	-	-	4	300%	4
	2023	-	-	1	-	-	-	-	-	-	-	-	-	1	▲	1
Probates/Wills & Trusts - Level 2	2024	-	2	-	2	4	1	2	1	2	-	-	-	14	8%	14
	2023	1	1	6	1	-	-	1	2	1	-	1	1	13	▲	15
Uncontested Divorce	2024	9	18	22	22	15	13	14	14	11	14	-	-	152	-13%	152
	2023	20	21	18	14	25	15	17	12	16	17	6	9	175	▼	190

This report reflects the case management system. Numbers will update as reports are refreshed and posted. The case types reported may not necessitate judicial involvement.

Dashboard		Monthly Filings Summary		Jan --- Oct Filings					
<p>Court: Fluvanna Circuit Start/End Date: Jan-23 / Oct-24 2023 Average Month: 131 Jan-Oct 2023: 1,278 Filings Trending: ▲</p>	<p>Circuit/Court ID: 16 216065 Type of Case: Filings 2024 Average Month: 141 Jan-Oct 2024 : 1,407 Overall AVG. Month: 136</p>	 <p>Jan 23 - Oct 24</p>		<table border="1" style="margin: auto;"> <tr> <td style="text-align: center; width: 50px;">1,407</td> <td style="text-align: center; width: 50px;">1,278</td> </tr> <tr> <td style="text-align: center;">2024</td> <td style="text-align: center;">2023</td> </tr> </table>		1,407	1,278	2024	2023
1,407	1,278								
2024	2023								

Filings by Division																
Divisions		Jan	Feb	Mar	Apr	May	Jun	Jul	Aug	Sep	Oct	Nov	Dec	Thru Oct	% Change	Total
Total	2024	161	158	116	138	132	149	114	176	121	142	-	-	1,407	10%	1,407
	2023	139	130	124	103	169	105	100	141	140	127	115	183	1,278	▲	1,576
Civil	2024	14	19	14	9	11	20	23	24	21	30	-	-	185	39%	185
	2023	11	13	21	14	16	11	7	15	16	9	17	13	133	▲	163
Criminal	2024	30	48	15	54	29	49	12	56	19	36	-	-	348	6%	348
	2023	27	23	18	18	53	32	24	58	29	47	30	27	329	▲	386
Concealed Handgun Permits	2024	82	59	68	44	58	48	51	70	55	48	-	-	583	13%	583
	2023	70	60	64	43	67	38	52	35	49	39	49	38	517	▲	604
Miscellaneous/ Other	2024	34	32	19	31	33	32	28	26	26	28	-	-	289	-2%	289
	2023	31	34	21	26	32	24	17	33	45	32	19	105	295	▼	419
Others	2024	1	-	-	-	1	-	-	-	-	-	-	-	2	-50%	2
	2023	-	-	-	2	1	-	-	-	-	1	-	-	-	4	▼

Filings by Case Category																
Case Categories		Jan	Feb	Mar	Apr	May	Jun	Jul	Aug	Sep	Oct	Nov	Dec	Thru Oct	% Change	Total
Administrative Law	2024	-	-	1	-	-	-	-	-	1	-	-	-	2	2	2
	2023	-	-	-	-	-	-	-	-	-	-	-	-	-	0	↔
Contested Divorce	2024	1	4	3	1	1	3	1	2	6	5	-	-	27	23%	27
	2023	3	4	2	2	3	1	1	2	3	1	1	-	22	▲	23
Domestic and Family - Level 1	2024	5	-	1	-	2	4	14	13	3	10	-	-	52	160%	52
	2023	-	3	10	4	-	-	-	1	-	2	-	6	-	20	▲
Domestic and Family - Level 2	2024	1	4	3	2	1	1	1	3	2	4	-	-	22	29%	22
	2023	4	1	-	2	1	-	-	2	3	3	1	3	1	17	▲
Felonies and Related Matters	2024	12	37	8	43	25	42	4	35	5	28	-	-	239	3%	239
	2023	12	18	12	16	37	22	15	47	23	31	24	21	233	▲	278
General Civil - Level 2	2024	2	2	1	1	3	3	3	-	2	6	-	-	23	35%	23
	2023	2	3	-	2	1	1	-	5	2	1	2	-	4	17	▲
General Civil - Level 3	2024	1	4	-	2	2	1	1	-	2	1	-	-	14	0%	14
	2023	1	1	-	-	4	1	1	1	4	1	1	2	14	↔	17
Miscellaneous Civil	2024	94	73	77	63	74	64	67	83	72	66	-	-	733	13%	733
	2023	75	72	74	54	91	46	58	47	73	60	57	104	650	▲	811
Misdemeanor	2024	15	4	6	10	4	7	6	20	10	8	-	-	90	30%	90
	2023	11	5	6	2	9	10	6	11	4	5	4	6	69	▲	79
Other	2024	23	17	10	12	17	15	12	12	9	8	-	-	135	-17%	135
	2023	25	20	11	17	9	17	10	21	21	11	10	38	162	▼	210
Other Criminally Related Matters	2024	3	7	1	1	-	-	2	1	4	-	-	-	19	-32%	19
	2023	4	-	-	-	7	-	-	3	1	2	11	2	-	28	▼
Probates/Wills & Trusts - Level 1	2024	-	-	-	-	1	-	-	-	-	-	-	-	1	0%	1
	2023	-	-	-	-	-	-	-	1	-	-	-	-	-	1	↔
Probates/Wills & Trusts - Level 2	2024	-	2	2	-	-	1	1	1	1	-	-	-	8	700%	8
	2023	-	-	-	-	-	-	-	-	-	1	-	-	-	1	▲
Uncontested Divorce	2024	4	4	3	3	2	8	2	6	4	6	-	-	42	-5%	42
	2023	2	3	9	4	7	7	2	3	3	4	5	7	44	▼	56

This report reflects the case management system. Numbers will update as reports are refreshed and posted. The case types reported may not necessitate judicial involvement.

Dashboard		Monthly Filings Summary		Jan --- Oct Filings	
<p>Court: Goochland Circuit Start/End Date: Jan-23 / Oct-24 2023 Average Month: 116 Jan-Oct 2023: 1,204 Filings Trending: ▼</p>	<p>Circuit/Court ID: 16 216075 Type of Case: Filings 2024 Average Month: 110 Jan-Oct 2024 : 1,102 Overall AVG. Month: 113</p>	<p style="text-align: center; font-weight: bold; font-size: 1.2em;">Jan 23 - Oct 24</p>		<div style="display: flex; justify-content: space-around; align-items: center;"> <div style="text-align: center;"> <p style="font-size: 1.5em; font-weight: bold;">1,102</p> <p style="font-size: 0.8em;">2024</p> </div> <div style="text-align: center;"> <p style="font-size: 1.5em; font-weight: bold;">1,204</p> <p style="font-size: 0.8em;">2023</p> </div> </div>	

Filings by Division																
Divisions		Jan	Feb	Mar	Apr	May	Jun	Jul	Aug	Sep	Oct	Nov	Dec	Thru Oct	% Change	Total
Total	2024	105	84	111	102	115	107	102	105	131	140	-	-	1,102	-8%	1,102
	2023	141	122	144	135	169	80	109	109	76	119	85	103	1,204	▼	1,392
Civil	2024	8	7	15	14	14	10	8	10	13	14	-	-	113	-31%	113
	2023	28	15	25	16	14	9	13	14	16	14	12	12	164	▼	188
Criminal	2024	13	20	36	23	20	20	17	25	19	26	-	-	219	-26%	219
	2023	10	24	30	37	74	17	35	28	7	32	17	26	294	▼	337
Concealed Handgun Permits	2024	68	47	50	51	60	44	57	53	74	78	-	-	582	-6%	582
	2023	90	66	76	62	75	44	47	55	43	62	49	58	620	▼	727
Miscellaneous/ Other	2024	16	10	10	14	21	33	20	17	25	22	-	-	188	49%	188
	2023	13	17	13	20	6	10	14	12	10	11	7	7	126	▲	140

Filings by Case Category																
Case Categories		Jan	Feb	Mar	Apr	May	Jun	Jul	Aug	Sep	Oct	Nov	Dec	Thru Oct	% Change	Total
Administrative Law	2024	-	-	-	1	-	-	-	-	-	-	-	-	1	-67%	1
	2023	-	-	-	-	-	-	1	2	-	-	-	-	3	▼	3
Capital Murder	2024	-	3	-	-	-	-	-	-	-	-	-	-	3	200%	3
	2023	-	-	-	1	-	-	-	-	-	-	-	-	1	▲	1
Contested Divorce	2024	-	-	1	2	-	2	1	-	4	4	-	-	14	-30%	14
	2023	3	2	4	1	-	2	-	2	4	2	-	-	20	▼	20
Domestic and Family - Level 1	2024	-	-	-	-	-	-	-	1	-	-	-	-	1	-90%	1
	2023	2	-	-	-	1	1	-	2	-	4	3	-	10	▼	13
Domestic and Family - Level 2	2024	-	-	1	1	1	-	1	-	-	1	-	-	5	25%	5
	2023	-	1	1	-	1	-	-	-	-	1	-	1	4	▲	5
Felonies and Related Matters	2024	8	11	28	11	7	12	11	13	12	14	-	-	127	-22%	127
	2023	5	14	12	29	58	10	7	8	3	17	8	12	163	▼	183
General Civil - Level 1	2024	1	-	2	-	1	-	1	-	1	-	-	-	6	200%	6
	2023	1	-	1	-	-	-	-	-	-	-	-	-	2	▲	2
General Civil - Level 2	2024	3	2	4	5	7	5	5	5	3	4	-	-	43	-42%	43
	2023	18	8	8	9	10	6	3	6	5	1	4	4	74	▼	82
General Civil - Level 3	2024	1	2	3	-	1	-	1	1	-	3	-	-	12	-50%	12
	2023	2	1	7	4	-	1	-	3	2	4	5	2	24	▼	31
Miscellaneous Civil	2024	81	57	59	64	79	66	76	65	96	96	-	-	739	2%	739
	2023	101	81	89	76	81	51	60	63	49	70	53	65	721	▲	839
Misdemeanor	2024	5	5	7	7	10	7	4	10	6	7	-	-	68	-31%	68
	2023	3	8	16	4	10	4	22	16	4	11	8	12	98	▼	118
Other	2024	-	-	-	1	3	9	-	4	2	1	-	-	20	43%	20
	2023	2	1	-	5	-	2	2	-	1	1	1	1	14	▲	16
Other Criminally Related Matters	2024	1	1	1	5	3	1	2	3	1	5	-	-	23	-30%	23
	2023	2	3	2	3	6	3	6	4	-	4	1	2	33	▼	36
Probates/Wills & Trusts - Level 2	2024	1	-	-	-	1	2	-	-	-	-	-	-	4	300%	4
	2023	-	-	-	1	-	-	-	-	-	-	-	1	1	▲	2
Uncontested Divorce	2024	4	3	5	5	2	3	-	3	6	5	-	-	36	0%	36
	2023	2	3	4	2	2	-	8	3	8	4	2	3	36	↔	41

This report reflects the case management system. Numbers will update as reports are refreshed and posted. The case types reported may not necessitate judicial involvement.

CPSS-CCMS-10.01 CASELOAD STATISTICS OF THE CIRCUIT COURTS

Greene

January 2023 -- October 2024 Filings

Alexandria and Fairfax Circuit are not Included in State Totals.

Dashboard		Monthly Filings Summary		Jan --- Oct Filings	
Court: Greene Circuit Start/End Date: Jan-23 / Oct-24 2023 Average Month: 127 Jan-Oct 2023: 1,265 Filings Trending: ↔	Circuit/Court ID: 16 216079 Type of Case: Filings 2024 Average Month: 125 Jan-Oct 2024 : 1,249 Overall AVG. Month: 126	<p style="text-align: center; font-weight: bold; color: white;">Jan 23 - Oct 24</p>		1,249	1,265
		2024	2023		

Filings by Division																
Divisions		Jan	Feb	Mar	Apr	May	Jun	Jul	Aug	Sep	Oct	Nov	Dec	Thru Oct	% Change	Total
Total	2024	75	157	134	127	132	108	113	163	97	143	-	-	1,249	-1%	1,249
	2023	112	136	149	139	107	110	106	158	116	132	92	162	1,265	▼	1,519
Civil	2024	9	5	14	8	11	6	15	10	5	9	-	-	92	-33%	92
	2023	7	8	13	28	23	10	10	11	20	8	10	6	138	▼	154
Criminal	2024	10	60	43	33	35	42	35	97	39	62	-	-	456	12%	456
	2023	31	51	43	51	16	52	25	67	33	39	15	46	408	▲	469
Concealed Handgun Permits	2024	43	73	51	55	62	34	39	34	33	56	-	-	480	-1%	480
	2023	54	56	65	40	42	26	50	55	44	54	46	31	486	▼	563
Miscellaneous/ Other	2024	13	19	26	29	24	26	23	22	20	16	-	-	218	-6%	218
	2023	20	21	28	20	26	22	21	25	19	30	21	79	232	▼	332
Others	2024	-	-	-	2	-	-	1	-	-	-	-	-	3	200%	3
	2023	-	-	-	-	-	-	-	-	-	-	1	-	1	▲	1

Filings by Case Category																
Case Categories		Jan	Feb	Mar	Apr	May	Jun	Jul	Aug	Sep	Oct	Nov	Dec	Thru Oct	% Change	Total
Administrative Law	2024	-	-	-	-	-	-	1	-	-	-	-	-	1	-67%	1
	2023	1	-	-	1	-	1	-	-	-	-	-	1	3	▼	4
Contested Divorce	2024	1	2	1	1	1	1	-	3	-	1	-	-	11	-31%	11
	2023	-	-	6	1	2	-	3	-	3	1	1	3	16	▼	20
Domestic and Family - Level 1	2024	-	-	4	1	-	-	4	-	1	1	-	-	11	-74%	11
	2023	-	-	1	14	9	3	-	4	11	1	2	-	43	▼	45
Domestic and Family - Level 2	2024	-	-	-	1	1	-	1	2	-	-	-	-	5	-17%	5
	2023	1	-	1	-	1	1	-	2	-	-	-	2	6	▼	8
Felonies and Related Matters	2024	4	42	30	18	24	32	15	28	31	40	-	-	264	0%	264
	2023	23	31	32	41	13	29	18	32	24	22	10	39	265	▼	314
General Civil - Level 1	2024	-	1	-	-	-	-	-	-	-	-	-	-	1	1	1
	2023	-	-	-	-	-	-	-	-	-	-	-	-	-	0	↔
General Civil - Level 2	2024	2	-	3	1	3	-	4	-	2	3	-	-	18	-10%	18
	2023	1	3	1	3	4	1	2	1	3	1	2	-	20	▼	22
General Civil - Level 3	2024	2	1	1	-	3	-	2	-	1	-	-	-	10	25%	10
	2023	-	-	1	2	1	1	-	-	2	1	-	1	8	▲	9
Miscellaneous Civil	2024	49	79	67	70	71	45	52	44	49	63	-	-	589	0%	589
	2023	65	67	81	45	55	38	59	63	53	65	52	39	591	▼	682
Misdemeanor	2024	6	15	6	13	11	9	14	68	5	22	-	-	169	41%	169
	2023	5	15	10	7	2	23	5	32	8	13	4	7	120	▲	131
Other	2024	6	13	9	17	15	15	11	11	3	9	-	-	109	-10%	109
	2023	9	10	11	15	13	10	9	17	8	19	14	70	121	▼	205
Other Criminally Related Matters	2024	-	3	7	2	-	1	6	1	3	-	-	-	23	0%	23
	2023	3	5	1	3	1	-	2	3	1	4	1	-	23	↔	24
Probates/Wills & Trusts - Level 1	2024	-	-	-	-	1	-	-	-	-	-	-	-	1	1	1
	2023	-	-	-	-	-	-	-	-	-	-	-	1	0	↔	1
Probates/Wills & Trusts - Level 2	2024	-	-	-	-	-	-	-	-	1	-	-	-	1	-75%	1
	2023	1	1	-	-	1	-	1	-	-	-	-	-	4	▼	4
Protective Orders	2024	-	-	-	-	-	-	-	-	-	-	-	-	0	-100%	0
	2023	-	-	-	-	-	-	-	-	-	-	1	-	1	▼	1
Uncontested Divorce	2024	5	1	6	3	2	5	3	6	1	4	-	-	36	-18%	36
	2023	3	4	4	7	5	3	7	4	3	4	3	2	44	▼	49

Dashboard	Monthly Filings Summary	Jan --- Oct Filings
Court: Louisa Circuit Start/End Date: Jan-23 / Oct-24 2023 Average Month: 223 Jan-Oct 2023: 2,268 Filings Trending: ▼	Circuit/Court ID: 16 216109 Type of Case: Filings 2024 Average Month: 218 Jan-Oct 2024 : 2,178 Overall AVG. Month: 221	

Filings by Division																
Divisions		Jan	Feb	Mar	Apr	May	Jun	Jul	Aug	Sep	Oct	Nov	Dec	Thru Oct	% Change	Total
Total	2024	237	190	268	211	227	177	200	259	230	179	-	-	2,178	-4%	2,178
	2023	238	215	335	160	269	175	186	215	215	260	210	198	2,268	▼	2,676
Civil	2024	21	18	26	33	27	21	27	52	25	29	-	-	279	9%	279
	2023	25	24	32	15	20	26	33	29	17	35	29	21	256	▲	306
Criminal	2024	83	55	95	65	103	68	57	57	71	43	-	-	697	-13%	697
	2023	54	54	155	39	135	56	65	70	83	93	67	47	804	▼	918
Concealed Handgun Permits	2024	81	84	110	80	65	60	77	92	105	90	-	-	844	1%	844
	2023	108	104	99	76	80	66	60	77	80	87	78	88	837	▲	1,003
Miscellaneous/ Other	2024	52	33	36	33	32	28	38	58	28	15	-	-	353	-5%	353
	2023	51	33	48	30	34	27	28	39	35	45	36	42	370	▼	448
Others	2024	-	-	1	-	-	-	1	-	1	2	-	-	5	400%	5
	2023	-	-	1	-	-	-	-	-	-	-	-	-	1	▲	1

Filings by Case Category																
Case Categories		Jan	Feb	Mar	Apr	May	Jun	Jul	Aug	Sep	Oct	Nov	Dec	Thru Oct	% Change	Total
Administrative Law	2024	-	1	-	-	-	-	-	-	-	-	-	-	1	1	1
	2023	-	-	-	-	-	-	-	-	-	-	-	-	0	↔	0
Capital Murder	2024	1	-	-	-	-	-	-	-	-	-	-	-	1	-50%	1
	2023	-	-	-	-	-	-	1	-	-	-	1	-	2	▼	2
Contested Divorce	2024	1	2	3	6	2	3	3	3	2	5	-	-	30	-30%	30
	2023	4	6	4	3	2	3	7	7	3	4	4	-	43	▼	47
Domestic and Family - Level 1	2024	1	-	13	5	2	1	3	17	1	4	-	-	47	62%	47
	2023	1	-	10	2	1	-	2	-	1	12	3	6	29	▲	38
Domestic and Family - Level 2	2024	-	-	1	6	2	1	-	3	-	1	-	-	14	-22%	14
	2023	2	2	3	-	-	3	2	1	3	2	5	-	18	▼	23
Felonies and Related Matters	2024	64	36	54	44	82	45	40	29	53	22	-	-	469	-18%	469
	2023	30	32	115	24	105	43	40	46	65	69	52	30	569	▼	651
General Civil - Level 1	2024	-	-	-	-	-	-	-	-	-	-	-	-	0	-100%	0
	2023	-	-	-	1	-	-	-	-	-	-	1	-	2	▼	2
General Civil - Level 2	2024	4	4	3	9	4	3	5	13	7	7	-	-	59	5%	59
	2023	3	4	-	2	7	11	11	10	1	7	9	5	56	▲	70
General Civil - Level 3	2024	5	2	5	1	1	3	7	3	3	3	-	-	33	65%	33
	2023	1	4	4	2	1	-	2	4	1	1	1	1	20	▲	22
Miscellaneous Civil	2024	96	107	121	96	81	74	96	114	123	103	-	-	1,011	0%	1,011
	2023	124	122	123	92	99	72	71	104	98	107	97	104	1,012	▼	1,213
Misdemeanor	2024	17	16	40	21	21	19	15	25	18	19	-	-	211	-3%	211
	2023	23	19	39	16	28	12	20	23	16	21	13	13	217	▼	243
Other	2024	35	11	25	17	18	14	19	36	11	5	-	-	191	-4%	191
	2023	35	13	29	12	18	21	17	11	17	25	17	31	198	▼	246
Other Criminally Related Matters	2024	2	3	1	1	-	4	2	3	1	2	-	-	19	6%	19
	2023	1	3	1	-	2	1	4	2	2	2	3	4	18	▲	25
Probates/Wills & Trusts - Level 1	2024	-	1	-	-	1	1	-	-	-	-	-	-	3	50%	3
	2023	-	-	1	-	-	-	-	-	-	-	-	-	2	▲	2
Probates/Wills & Trusts - Level 2	2024	-	-	-	1	2	-	1	2	2	3	-	-	11	-39%	11
	2023	2	3	1	1	1	-	2	3	2	3	-	-	18	▼	18
Uncontested Divorce	2024	11	7	2	4	11	9	9	11	9	5	-	-	78	22%	78
	2023	12	7	5	5	5	9	6	4	6	5	6	4	64	▲	74

This report reflects the case management system. Numbers will update as reports are refreshed and posted. The case types reported may not necessitate judicial involvement.

Dashboard	Monthly Filings Summary	Jan --- Oct Filings				
<p>Court: Madison Circuit Start/End Date: Jan-23 / Oct-24 2023 Average Month: 85 Jan-Oct 2023: 801 Filings Trending: ↔</p> <p>Circuit/Court ID: 16 216113 Type of Case: Filings 2024 Average Month:81 Jan-Oct 2024 : 808 Overall AVG. Month: 83</p>	<p>Jan 23 - Oct 24</p>	<table border="1" style="margin: auto;"> <tr> <td style="text-align: center; width: 50px;">808</td> <td style="text-align: center; width: 50px;">801</td> </tr> <tr> <td style="text-align: center;">2024</td> <td style="text-align: center;">2023</td> </tr> </table>	808	801	2024	2023
808	801					
2024	2023					

Filings by Division																
Divisions		Jan	Feb	Mar	Apr	May	Jun	Jul	Aug	Sep	Oct	Nov	Dec	Thru Oct	% Change	Total
Total	2024	66	76	99	83	79	51	67	92	109	86	-	-	808	1%	808
	2023	88	106	109	64	69	74	61	73	90	67	80	134	801	▲	1,015
Civil	2024	7	4	6	11	9	15	3	7	8	6	-	-	76	12%	76
	2023	4	8	9	8	7	7	10	6	4	5	4	9	68	▲	81
Criminal	2024	8	20	24	15	25	9	13	34	48	24	-	-	220	-1%	220
	2023	24	38	35	12	11	27	5	17	34	19	24	23	222	▼	269
Concealed Handgun Permits	2024	31	34	40	39	31	15	28	33	37	47	-	-	335	4%	335
	2023	45	38	48	32	34	23	16	26	30	31	41	38	323	▲	402
Miscellaneous/Other	2024	20	18	29	18	14	12	22	18	16	9	-	-	176	-6%	176
	2023	15	22	17	12	17	17	30	24	22	12	11	64	188	▼	263
Others	2024	-	-	-	-	-	-	1	-	-	-	-	-	1	1	1
	2023	-	-	-	-	-	-	-	-	-	-	-	-	0	↔	0

Filings by Case Category																
Case Categories		Jan	Feb	Mar	Apr	May	Jun	Jul	Aug	Sep	Oct	Nov	Dec	Thru Oct	% Change	Total
Administrative Law	2024	-	-	-	1	1	-	-	1	-	-	-	-	3	50%	3
	2023	-	-	-	1	-	-	-	1	-	-	-	-	2	▲	2
Capital Murder	2024	-	-	-	-	-	-	-	-	-	1	-	-	1	1	1
	2023	-	-	-	-	-	-	-	-	-	-	-	-	0	↔	0
Contested Divorce	2024	-	2	-	1	3	1	1	-	1	1	-	-	10	100%	10
	2023	-	-	-	2	-	2	1	-	-	-	-	-	5	▲	5
Domestic and Family - Level 1	2024	1	1	-	-	-	11	-	1	1	-	-	-	15	88%	15
	2023	-	1	1	2	-	-	-	3	1	-	2	3	8	▲	13
Domestic and Family - Level 2	2024	-	-	1	1	1	-	-	-	1	-	-	-	4	100%	4
	2023	1	1	-	-	-	-	-	-	-	-	-	-	2	▲	2
Felonies and Related Matters	2024	6	11	15	9	13	6	11	21	34	9	-	-	135	-3%	135
	2023	17	27	30	6	8	16	3	9	12	11	13	12	139	▼	164
General Civil - Level 1	2024	-	-	-	1	-	-	-	1	-	-	-	-	2	0%	2
	2023	-	1	-	-	-	-	1	-	-	-	1	-	2	↔	3
General Civil - Level 2	2024	3	1	1	2	-	1	-	-	1	2	-	-	11	-52%	11
	2023	1	2	4	2	6	1	3	-	2	2	-	-	23	▼	23
General Civil - Level 3	2024	-	-	1	3	1	-	-	-	1	1	-	-	7	-36%	7
	2023	1	2	3	-	1	1	1	1	-	1	-	4	11	▼	15
Miscellaneous Civil	2024	35	38	51	47	33	22	36	41	44	50	-	-	397	0%	397
	2023	47	46	52	42	43	29	30	34	37	38	42	43	398	▼	483
Misdemeanor	2024	2	9	6	6	12	3	2	12	13	13	-	-	78	3%	78
	2023	7	11	4	6	3	9	2	6	21	7	11	10	76	▲	97
Other	2024	17	14	18	10	12	5	15	11	8	6	-	-	116	5%	116
	2023	12	12	13	2	7	11	17	16	15	5	10	59	110	▲	179
Other Criminally Related Matters	2024	-	-	3	-	-	-	-	1	1	1	-	-	6	-14%	6
	2023	-	-	1	-	-	2	-	2	1	1	-	1	7	▼	8
Probates/Wills & Trusts - Level 1	2024	-	-	-	-	-	-	-	-	1	-	-	-	1	-50%	1
	2023	-	-	-	-	-	-	1	-	-	1	-	-	2	▼	2
Probates/Wills & Trusts - Level 2	2024	1	-	2	1	1	1	1	-	-	1	-	-	8	167%	8
	2023	-	-	1	1	1	-	1	-	-	-	-	-	3	▲	3
Uncontested Divorce	2024	1	-	1	1	2	1	1	3	3	1	-	-	14	8%	14
	2023	2	3	1	-	-	3	1	1	1	1	1	2	13	▲	16

CPSS-CCMS-10.01 CASELOAD STATISTICS OF THE CIRCUIT COURTS

Orange

January 2023 -- October 2024 Filings

Alexandria and Fairfax Circuit are not Included in State Totals.

Dashboard	Monthly Filings Summary	Jan --- Oct Filings				
<p>Court: Orange Circuit Start/End Date: Jan-23 / Oct-24 2023 Average Month: 176 Jan-Oct 2023: 1,822 Filings Trending: ↔</p> <p>Circuit/Court ID: 16 216137 Type of Case: Filings 2024 Average Month: 183 Jan-Oct 2024 : 1,832 Overall AVG. Month: 179</p>	<p>Jan 23 - Oct 24</p>	<table border="1" style="margin: auto;"> <tr> <td style="text-align: center; width: 50px;">1,832</td> <td style="text-align: center; width: 50px;">1,822</td> </tr> <tr> <td style="text-align: center; width: 50px;">2024</td> <td style="text-align: center; width: 50px;">2023</td> </tr> </table>	1,832	1,822	2024	2023
1,832	1,822					
2024	2023					

Filings by Division																
Divisions		Jan	Feb	Mar	Apr	May	Jun	Jul	Aug	Sep	Oct	Nov	Dec	Thru Oct	% Change	Total
Total	2024	196	178	225	156	211	127	186	149	200	204	-	-	1,832	1%	1,832
	2023	218	164	221	170	152	167	201	187	166	176	189	98	1,822	▲	2,109
Civil	2024	24	17	21	22	26	24	35	15	22	20	-	-	226	2%	226
	2023	14	17	29	16	18	27	21	20	30	29	27	17	221	▲	265
Criminal	2024	77	50	102	39	101	38	61	58	96	64	-	-	686	9%	686
	2023	82	30	70	49	38	44	109	93	65	47	77	24	627	▲	728
Concealed Handgun Permits	2024	80	99	80	71	69	46	71	58	63	89	-	-	726	-9%	726
	2023	99	106	101	85	75	79	46	59	57	89	71	42	796	▼	909
Miscellaneous/ Other	2024	15	12	22	24	15	19	18	18	19	31	-	-	193	9%	193
	2023	22	11	21	20	21	17	25	15	14	11	14	14	177	▲	205
Others	2024	-	-	-	-	-	-	1	-	-	-	-	-	1	0%	1
	2023	1	-	-	-	-	-	-	-	-	-	-	1	1	↔	2

Filings by Case Category																
Case Categories		Jan	Feb	Mar	Apr	May	Jun	Jul	Aug	Sep	Oct	Nov	Dec	Thru Oct	% Change	Total
Administrative Law	2024	-	-	-	2	-	1	-	-	-	1	-	-	4	300%	4
	2023	-	-	-	-	1	-	-	-	-	-	1	-	1	▲	2
Contested Divorce	2024	3	5	1	-	3	-	5	2	1	2	-	-	22	-8%	22
	2023	3	2	2	-	5	2	4	3	2	1	3	2	24	▼	29
Domestic and Family - Level 1	2024	3	4	3	3	6	3	7	3	4	2	-	-	38	-14%	38
	2023	3	-	11	1	1	6	2	4	7	9	4	4	44	▼	52
Domestic and Family - Level 2	2024	-	-	-	2	2	1	2	3	1	3	-	-	14	27%	14
	2023	-	2	-	2	2	-	3	-	1	1	2	1	11	▲	14
Felonies and Related Matters	2024	54	24	63	16	78	20	35	35	70	39	-	-	434	4%	434
	2023	62	13	46	33	26	32	68	58	49	31	52	15	418	▲	485
General Civil - Level 1	2024	-	-	-	-	-	-	1	-	-	-	-	-	1	-67%	1
	2023	-	-	-	-	-	1	-	1	-	-	-	-	3	▼	3
General Civil - Level 2	2024	3	5	7	9	4	5	5	3	4	6	-	-	51	-4%	51
	2023	6	5	9	5	4	4	5	5	5	7	1	1	53	▼	61
General Civil - Level 3	2024	3	-	5	1	11	5	6	1	10	3	-	-	45	18%	45
	2023	2	6	2	3	5	8	3	3	3	3	3	4	38	▲	45
Miscellaneous Civil	2024	93	110	98	93	79	62	89	74	75	119	-	-	892	-6%	892
	2023	118	113	121	103	91	92	68	73	71	98	85	54	948	▼	1,087
Misdemeanor	2024	21	25	37	21	21	14	26	21	23	23	-	-	232	21%	232
	2023	17	16	24	16	12	9	39	27	16	16	24	9	192	▲	225
Other	2024	1	-	3	1	1	1	2	-	2	-	-	-	11	267%	11
	2023	1	-	1	-	-	-	-	-	1	-	-	1	3	▲	4
Other Criminally Related Matters	2024	2	1	2	2	2	4	-	3	3	2	-	-	21	17%	21
	2023	3	1	-	-	-	3	2	8	1	-	1	-	18	▲	19
Probates/Wills & Trusts - Level 1	2024	-	-	-	-	-	-	3	-	-	-	-	-	3	200%	3
	2023	-	-	-	-	-	-	-	-	-	1	-	-	1	▲	1
Probates/Wills & Trusts - Level 2	2024	-	-	1	-	-	1	-	-	-	-	-	-	2	-85%	2
	2023	-	2	2	2	1	1	2	-	3	-	2	1	13	▼	16
Uncontested Divorce	2024	13	4	5	6	4	10	5	4	7	4	-	-	62	13%	62
	2023	3	4	3	5	4	9	5	5	7	10	5	6	55	▲	66

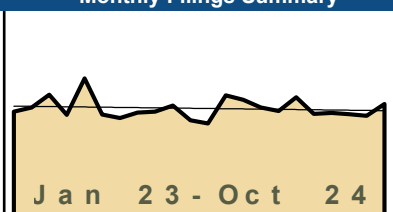
This report reflects the case management system. Numbers will update as reports are refreshed and posted. The case types reported may not necessitate judicial involvement.

Dashboard		Monthly Filings Summary		Jan --- Oct Filings	
Court: Charlottesville Circuit	Circuit/Court ID: 16 216540	<p>Jan 23 - Oct 24</p>		1,084	1,014
Start/End Date: Jan-23 / Oct-24	Type of Case: Filings			2024	2023
2023 Average Month: 101	2024 Average Month: 108				
Jan-Oct 2023: 1,014	Jan-Oct 2024 : 1,084				
Filings Trending: ▲	Overall AVG. Month: 104				

Filings by Division																
Divisions		Jan	Feb	Mar	Apr	May	Jun	Jul	Aug	Sep	Oct	Nov	Dec	Thru Oct	% Change	Total
Total	2024	104	80	96	93	103	112	169	107	94	126	-	-	1,084	7%	1,084
	2023	94	108	110	89	117	109	80	117	81	109	92	106	1,014	▲	1,212
Civil	2024	24	18	27	23	24	22	20	27	26	18	-	-	229	8%	229
	2023	17	26	25	23	28	18	20	16	15	25	13	14	213	▲	240
Criminal	2024	39	32	42	42	30	41	63	34	37	62	-	-	422	-2%	422
	2023	37	48	40	30	51	50	32	53	39	50	30	35	430	▼	495
Concealed Handgun Permits	2024	13	17	12	14	21	25	23	15	14	14	-	-	168	22%	168
	2023	19	15	19	15	11	6	9	16	13	15	14	19	138	▲	171
Miscellaneous/Other	2024	28	13	15	14	28	24	63	30	17	31	-	-	263	13%	263
	2023	21	19	26	21	27	35	19	32	14	19	35	38	233	▲	306
Others	2024	-	-	-	-	-	-	-	1	-	1	-	-	2	2	2
	2023	-	-	-	-	-	-	-	-	-	-	-	-	0	↔	0

Filings by Case Category																
Case Categories		Jan	Feb	Mar	Apr	May	Jun	Jul	Aug	Sep	Oct	Nov	Dec	Thru Oct	% Change	Total
Administrative Law	2024	-	1	-	-	-	-	-	-	-	-	-	-	1	-67%	1
	2023	-	1	1	-	-	-	-	-	-	-	1	-	3	▼	3
Contested Divorce	2024	2	1	2	1	2	2	1	3	1	2	-	-	17	-37%	17
	2023	3	4	1	2	2	2	4	4	1	4	2	1	27	▼	30
Domestic and Family - Level 1	2024	-	-	3	4	1	1	3	1	2	-	-	-	15	15%	15
	2023	2	-	1	2	1	-	2	-	-	5	-	1	13	▲	14
Domestic and Family - Level 2	2024	1	2	5	2	2	1	1	-	-	-	-	-	14	-18%	14
	2023	-	-	3	6	-	1	1	1	2	3	-	-	17	▼	17
Felonies and Related Matters	2024	27	22	25	29	23	31	41	25	29	41	-	-	293	-12%	293
	2023	29	36	30	21	40	44	25	35	34	38	21	29	332	▼	382
General Civil - Level 1	2024	3	2	-	-	2	2	1	1	1	1	-	-	13	30%	13
	2023	1	2	-	1	2	1	1	2	-	-	-	2	10	▲	12
General Civil - Level 2	2024	9	6	5	9	8	5	5	9	11	8	-	-	75	23%	75
	2023	7	8	7	3	7	8	5	8	5	3	5	2	61	▲	68
General Civil - Level 3	2024	4	1	2	2	4	1	5	3	2	1	-	-	25	-17%	25
	2023	2	7	6	1	3	4	2	1	1	3	3	5	30	▼	38
Miscellaneous Civil	2024	39	29	27	27	45	47	84	45	28	45	-	-	416	17%	416
	2023	38	31	44	36	38	35	28	45	27	34	48	50	356	▲	454
Misdemeanor	2024	8	6	16	13	5	6	18	6	4	18	-	-	100	52%	100
	2023	7	12	6	5	7	5	5	7	4	8	7	6	66	▲	79
Other	2024	-	-	2	-	3	-	-	1	-	3	-	-	9	350%	9
	2023	-	-	-	-	-	1	-	1	-	-	1	-	2	▲	3
Other Criminally Related Matters	2024	4	4	1	-	2	4	4	3	5	3	-	-	30	-12%	30
	2023	1	2	4	4	4	1	2	11	1	4	2	2	34	▼	38
Probates/Wills & Trusts - Level 1	2024	-	-	-	-	-	-	-	-	-	-	-	-	0	-100%	0
	2023	-	-	-	-	1	-	-	-	-	-	-	-	1	▼	1
Probates/Wills & Trusts - Level 2	2024	2	-	2	2	1	6	1	3	1	-	-	-	18	125%	18
	2023	-	-	1	1	-	1	1	2	-	2	-	3	8	▲	11
Protective Orders	2024	-	-	-	-	-	-	-	-	-	-	-	-	0	-100%	0
	2023	-	-	-	-	2	-	-	-	-	-	-	-	2	▼	2
Uncontested Divorce	2024	5	6	6	4	5	6	5	7	10	4	-	-	58	12%	58
	2023	4	5	6	7	10	6	4	-	6	4	3	5	52	▲	60

This report reflects the case management system. Numbers will update as reports are refreshed and posted. The case types reported may not necessitate judicial involvement.

Dashboard	Monthly Filings Summary	Jan --- Oct Filings				
<p>Court: Arlington Circuit Start/End Date: Jan-23 / Oct-24 2023 Average Month: 808 Jan-Oct 2023: 8,274 Filings Trending: ↔</p>	<p>Circuit/Court ID: 17 217013 Type of Case: Filings 2024 Average Month: 826 Jan-Oct 2024 : 8,263 Overall AVG. Month: 817</p>	<div style="text-align: center;">  <p>Jan 23 - Oct 24</p> </div> <div style="text-align: center; margin-top: 10px;"> <table border="1" style="margin: auto;"> <tr> <td style="width: 50px; text-align: center;">8,263</td> <td style="width: 50px; text-align: center;">8,274</td> </tr> <tr> <td style="text-align: center;">2024</td> <td style="text-align: center;">2023</td> </tr> </table> </div>	8,263	8,274	2024	2023
8,263	8,274					
2024	2023					

Filings by Division																
Divisions		Jan	Feb	Mar	Apr	May	Jun	Jul	Aug	Sep	Oct	Nov	Dec	Thru Oct	% Change	Total
Total	2024	917	882	823	797	902	775	783	773	760	851	-	-	8,263	0%	8,263
	2023	792	824	920	768	1,045	769	743	785	791	837	726	701	8,274	▼	9,701
Civil	2024	153	145	180	170	181	161	162	142	176	178	-	-	1,648	-23%	1,648
	2023	153	197	214	180	403	194	194	218	195	196	154	132	2,144	▼	2,430
Criminal	2024	185	202	229	212	279	185	183	243	214	269	-	-	2,201	5%	2,201
	2023	241	231	224	171	242	181	201	165	203	231	223	216	2,090	▲	2,529
Concealed Handgun Permits	2024	79	98	92	73	82	66	84	82	79	89	-	-	824	-6%	824
	2023	99	95	116	83	95	73	78	93	59	86	79	88	877	▼	1,044
Miscellaneous/ Other	2024	498	433	320	341	359	361	350	297	286	308	-	-	3,553	13%	3,553
	2023	296	300	365	333	302	319	269	307	333	322	269	263	3,146	▲	3,678
Others	2024	2	4	2	1	1	2	4	9	5	7	-	-	37	118%	37
	2023	3	1	1	1	3	2	1	2	1	2	1	2	17	▲	20

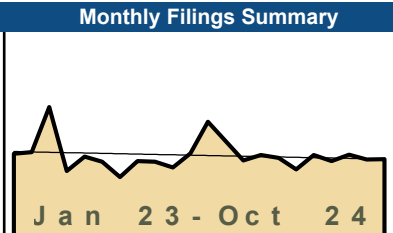
Filings by Case Category																
Case Categories		Jan	Feb	Mar	Apr	May	Jun	Jul	Aug	Sep	Oct	Nov	Dec	Thru Oct	% Change	Total
Administrative Law	2024	2	3	3	1	-	2	-	1	2	3	-	-	17	-11%	17
	2023	2	2	1	2	1	2	4	-	1	4	-	2	19	▼	21
Capital Murder	2024	1	-	-	-	-	-	-	-	-	-	-	-	1	1	1
	2023	-	-	-	-	-	-	-	-	-	-	-	-	0	↔	0
Contested Divorce	2024	21	20	23	20	11	12	15	16	10	14	-	-	162	-13%	162
	2023	19	21	16	14	22	15	21	19	24	16	9	10	187	▼	206
Domestic and Family - Level 1	2024	7	10	4	4	10	14	12	5	12	8	-	-	86	-20%	86
	2023	16	7	5	20	8	7	13	17	3	11	4	6	107	▼	117
Domestic and Family - Level 2	2024	3	9	8	7	8	3	8	11	7	3	-	-	67	34%	67
	2023	8	1	3	3	6	4	5	11	6	3	5	5	50	▲	60
Felonies and Related Matters	2024	106	110	117	82	162	93	76	87	106	151	-	-	1,090	-9%	1,090
	2023	127	149	127	77	125	102	148	93	130	120	120	109	1,198	▼	1,427
General Civil - Level 1	2024	2	1	3	1	-	1	1	3	2	2	-	-	16	-61%	16
	2023	11	3	4	2	5	2	3	5	2	4	4	-	41	▼	45
General Civil - Level 2	2024	72	55	79	76	103	77	86	64	101	91	-	-	804	-34%	804
	2023	52	119	129	88	301	108	97	109	107	106	94	61	1,216	▼	1,371
General Civil - Level 3	2024	11	12	6	11	10	18	33	14	6	14	-	-	135	44%	135
	2023	5	7	6	16	5	11	7	14	8	15	8	16	94	▲	118
Miscellaneous Civil	2024	191	192	221	223	212	210	250	212	232	216	-	-	2,159	-9%	2,159
	2023	241	232	274	223	218	249	198	244	252	254	210	175	2,385	▼	2,770
Misdemeanor	2024	38	30	26	34	45	21	33	37	15	34	-	-	313	16%	313
	2023	28	28	36	18	25	19	27	27	25	37	24	27	270	▲	321
Other	2024	384	340	198	192	227	215	166	176	137	182	-	-	2,217	33%	2,217
	2023	156	161	209	197	187	147	150	161	138	155	138	178	1,661	▲	1,977
Other Criminally Related Matters	2024	40	65	88	98	77	71	74	120	94	88	-	-	815	27%	815
	2023	86	58	67	78	93	61	27	47	49	77	79	81	643	▲	803
Probates/Wills & Trusts - Level 1	2024	2	4	1	3	2	4	1	2	1	1	-	-	21	-5%	21
	2023	1	3	1	1	-	2	6	5	3	-	-	-	22	▼	22
Probates/Wills & Trusts - Level 2	2024	9	9	11	20	11	9	6	10	13	13	-	-	111	-1%	111
	2023	11	12	15	7	11	13	11	9	14	9	8	6	112	▼	126
Uncontested Divorce	2024	28	22	35	25	24	25	22	15	22	31	-	-	249	-7%	249
	2023	29	21	27	22	38	27	26	24	29	26	23	25	269	▼	317

CPSS-CCMS-10.01 CASELOAD STATISTICS OF THE CIRCUIT COURTS

Fauquier

January 2023 -- October 2024 Filings

Alexandria and Fairfax Circuit are not Included in State Totals.

Dashboard	Monthly Filings Summary	Jan --- Oct Filings
<p>Court: Fauquier Circuit Start/End Date: Jan-23 / Oct-24 2023 Average Month: 316 Jan-Oct 2023: 3,032 Filings Trending: ↔</p>	<p>Circuit/Court ID: 20 220061 Type of Case: Filings 2024 Average Month: 302 Jan-Oct 2024 : 3,020 Overall AVG. Month: 309</p>	 <p style="text-align: center;">Jan 23 - Oct 24</p>
		<div style="display: flex; justify-content: space-around;"> <div style="text-align: center;"> <p>3,020</p> <p>2024</p> </div> <div style="text-align: center;"> <p>3,032</p> <p>2023</p> </div> </div>

Filings by Division																
Divisions		Jan	Feb	Mar	Apr	May	Jun	Jul	Aug	Sep	Oct	Nov	Dec	Thru Oct	% Change	Total
Total	2024	363	290	311	300	256	311	288	312	294	295	-	-	3,020	0%	3,020
	2023	315	322	493	250	305	285	226	288	285	263	317	437	3,032	▼	3,786
Civil	2024	68	51	45	55	46	65	42	61	40	55	-	-	528	33%	528
	2023	35	50	37	39	50	40	42	37	35	32	40	34	397	▲	471
Criminal	2024	95	52	116	76	62	110	82	59	76	49	-	-	777	-6%	777
	2023	43	59	224	54	74	74	53	75	98	69	97	46	823	▼	966
Concealed Handgun Permits	2024	134	139	120	124	99	97	109	140	113	136	-	-	1,211	-6%	1,211
	2023	173	167	170	120	129	111	95	107	101	118	133	115	1,291	▼	1,539
Miscellaneous/ Other	2024	66	48	30	45	49	39	55	52	65	55	-	-	504	-3%	504
	2023	63	46	62	37	51	60	35	69	51	44	46	242	518	▼	806
Others	2024	-	-	-	-	-	-	-	-	-	-	-	-	0	-100%	0
	2023	1	-	-	-	1	-	1	-	-	-	1	-	3	▼	4

Filings by Case Category																
Case Categories		Jan	Feb	Mar	Apr	May	Jun	Jul	Aug	Sep	Oct	Nov	Dec	Thru Oct	% Change	Total
Administrative Law	2024	-	-	-	-	-	3	-	-	-	-	-	-	3	200%	3
	2023	-	-	-	-	-	-	-	-	1	-	-	-	1	▲	1
Contested Divorce	2024	9	8	5	2	2	5	6	3	5	5	-	-	50	52%	50
	2023	1	4	3	2	5	2	5	7	2	2	5	5	33	▲	43
Domestic and Family - Level 1	2024	25	12	4	15	1	20	3	13	2	8	-	-	103	124%	103
	2023	6	8	2	8	7	10	1	-	1	3	2	8	46	▲	56
Domestic and Family - Level 2	2024	4	-	-	1	6	2	3	4	1	2	-	-	23	-8%	23
	2023	1	2	3	3	1	4	3	4	4	-	1	3	25	▼	29
Felonies and Related Matters	2024	46	36	73	61	29	52	53	27	52	38	-	-	467	-1%	467
	2023	28	33	117	25	51	54	23	46	55	41	77	33	473	▼	583
General Civil - Level 1	2024	-	1	-	-	-	1	-	-	-	1	-	-	3	-25%	3
	2023	-	1	1	-	-	-	-	2	-	-	-	-	4	▼	4
General Civil - Level 2	2024	15	13	20	19	15	15	12	17	14	17	-	-	157	30%	157
	2023	10	16	14	12	15	4	16	7	12	15	10	10	121	▲	141
General Civil - Level 3	2024	5	2	7	5	5	11	5	9	2	7	-	-	58	14%	58
	2023	1	8	5	2	5	9	3	10	5	3	8	2	51	▲	61
Miscellaneous Civil	2024	161	165	136	149	123	115	130	168	136	159	-	-	1,442	-8%	1,442
	2023	199	190	204	141	162	142	114	144	121	142	156	143	1,559	▼	1,858
Misdemeanor	2024	46	13	35	10	22	39	21	18	19	8	-	-	231	-8%	231
	2023	10	14	96	16	10	14	20	23	28	21	15	5	252	▼	272
Other	2024	38	22	9	19	25	14	33	22	40	32	-	-	254	10%	254
	2023	38	23	23	14	18	24	12	27	32	19	21	212	230	▲	463
Other Criminally Related Matters	2024	3	3	8	5	11	20	8	14	5	3	-	-	80	-20%	80
	2023	5	12	11	13	13	6	10	7	15	8	6	8	100	▼	114
Probates/Wills & Trusts - Level 1	2024	1	1	-	-	1	-	1	1	-	1	-	-	6	50%	6
	2023	1	-	-	-	1	1	-	-	1	-	-	-	4	▲	4
Probates/Wills & Trusts - Level 2	2024	2	1	2	3	3	1	2	2	6	5	-	-	27	0%	27
	2023	6	-	3	1	4	5	3	1	3	1	6	1	27	↔	34
Protective Orders	2024	-	1	-	-	2	2	1	-	-	-	-	-	6	-50%	6
	2023	1	2	-	1	3	-	2	1	1	1	1	1	12	▼	14
Uncontested Divorce	2024	8	12	12	11	11	11	10	14	12	9	-	-	110	17%	110
	2023	8	9	11	12	10	10	14	9	4	7	9	6	94	▲	109

This report reflects the case management system. Numbers will update as reports are refreshed and posted. The case types reported may not necessitate judicial involvement.

CPSS-CCMS-10.01 CASELOAD STATISTICS OF THE CIRCUIT COURTS

Loudoun

January 2023 -- October 2024 Filings

Alexandria and Fairfax Circuit are not Included in State Totals.

Dashboard		Monthly Filings Summary		Jan --- Oct Filings	
Court: Loudoun Circuit	Circuit/Court ID: 20 220107			10,737 9,807	
Start/End Date: Jan-23 / Oct-24	Type of Case: Filings				
2023 Average Month: 1,029	2024 Average Month: 1,074			2024 2023	
Jan-Oct 2023: 9,807	Jan-Oct 2024 : 10,737				
Filings Trending: ▲	Overall AVG. Month: 1,049				

Filings by Division																
Divisions		Jan	Feb	Mar	Apr	May	Jun	Jul	Aug	Sep	Oct	Nov	Dec	Thru Oct	% Change	Total
Total	2024	1,051	1,167	1,027	1,131	1,067	974	1,111	1,129	1,039	1,041	-	-	10,737	9%	10,737
	2023	1,192	922	1,175	955	934	942	832	922	917	1,016	957	1,578	9,807	▲	12,342
Civil	2024	161	224	186	187	193	167	182	188	203	204	-	-	1,895	17%	1,895
	2023	136	151	182	149	191	184	151	155	154	164	145	153	1,617	▲	1,915
Criminal	2024	149	176	112	183	176	139	197	190	171	212	-	-	1,705	28%	1,705
	2023	117	111	122	172	91	127	94	150	134	214	171	164	1,332	▲	1,667
Concealed Handgun Permits	2024	284	315	304	292	256	268	286	297	313	281	-	-	2,896	-3%	2,896
	2023	403	347	393	295	276	267	253	228	244	289	288	269	2,995	▼	3,552
Miscellaneous/ Other	2024	456	447	420	466	440	398	443	454	351	341	-	-	4,216	10%	4,216
	2023	534	307	474	337	370	364	323	386	385	347	353	986	3,827	▲	5,166
Others	2024	1	5	5	3	2	2	3	-	1	3	-	-	25	-31%	25
	2023	2	6	4	2	6	-	11	3	-	2	-	6	36	▼	42

Filings by Case Category																
Case Categories		Jan	Feb	Mar	Apr	May	Jun	Jul	Aug	Sep	Oct	Nov	Dec	Thru Oct	% Change	Total
Administrative Law	2024	1	1	2	2	1	2	1	2	2	1	-	-	15	-6%	15
	2023	1	3	2	2	3	-	-	-	2	3	-	-	16	▼	16
Capital Murder	2024	-	-	-	-	-	-	-	-	-	2	-	-	2	2	2
	2023	-	-	-	-	-	-	-	-	-	-	-	-	0	↔	0
Contested Divorce	2024	14	25	21	27	32	17	20	20	21	15	-	-	212	-11%	212
	2023	29	20	34	26	19	30	17	14	25	25	18	20	239	▼	277
Domestic and Family - Level 1	2024	18	54	13	17	23	13	16	22	21	11	-	-	208	54%	208
	2023	5	12	21	19	22	21	7	11	10	7	16	14	135	▲	165
Domestic and Family - Level 2	2024	9	14	8	16	4	3	18	12	9	12	-	-	105	13%	105
	2023	19	12	14	4	16	5	6	7	6	4	8	9	93	▲	110
Felonies and Related Matters	2024	62	85	55	111	99	90	117	116	109	96	-	-	940	48%	940
	2023	50	48	42	78	54	41	46	81	85	110	119	73	635	▲	827
General Civil - Level 1	2024	2	4	2	4	1	6	-	3	5	2	-	-	29	12%	29
	2023	2	3	2	3	2	4	3	2	2	3	3	4	26	▲	33
General Civil - Level 2	2024	55	54	68	59	63	55	53	59	67	77	-	-	610	36%	610
	2023	30	40	35	36	54	56	44	54	53	46	37	43	448	▲	528
General Civil - Level 3	2024	16	18	15	14	19	20	18	11	14	16	-	-	161	-3%	161
	2023	14	9	17	23	23	24	16	18	14	8	14	14	166	▼	194
Miscellaneous Civil	2024	441	464	504	493	462	423	476	511	482	450	-	-	4,706	-1%	4,706
	2023	639	504	591	439	425	425	414	454	424	454	437	408	4,769	▼	5,614
Misdemeanor	2024	50	25	18	45	28	25	17	26	22	42	-	-	298	28%	298
	2023	21	27	22	12	16	22	30	20	27	36	12	33	233	▲	278
Other	2024	282	279	208	242	208	225	230	207	156	156	-	-	2,193	19%	2,193
	2023	275	142	253	161	197	180	160	139	177	166	182	824	1,850	▲	2,856
Other Criminally Related Matters	2024	37	66	39	27	50	24	66	50	41	72	-	-	472	0%	472
	2023	46	36	60	82	22	66	18	51	22	68	43	59	471	▲	573
Probates/Wills & Trusts - Level 1	2024	-	1	1	-	-	-	-	1	-	2	-	-	5	-17%	5
	2023	-	-	2	-	-	-	-	2	-	-	-	-	6	▼	6
Probates/Wills & Trusts - Level 2	2024	7	7	10	10	12	10	15	13	25	9	-	-	118	5%	118
	2023	9	9	7	8	18	15	12	11	4	19	14	4	112	▲	130
Uncontested Divorce	2024	57	70	63	64	65	61	64	76	65	78	-	-	663	9%	663
	2023	52	57	73	62	63	53	57	58	66	67	54	73	608	▲	735

This report reflects the case management system. Numbers will update as reports are refreshed and posted. The case types reported may not necessitate judicial involvement.

Dashboard		Monthly Filings Summary		Jan --- Oct Filings					
<p>Court: Rappahannock Circuit Start/End Date: Jan-23 / Oct-24 2023 Average Month: 42 Jan-Oct 2023: 443 Filings Trending: ▼</p>	<p>Circuit/Court ID: 20 220157 Type of Case: Filings 2024 Average Month: 41 Jan-Oct 2024 : 409 Overall AVG. Month: 42</p>	<p style="text-align: center; font-weight: bold; color: white;">Jan 23 - Oct 24</p>		<table border="1" style="margin: auto;"> <tr> <td style="text-align: center; font-size: 24px; font-weight: bold;">409</td> <td style="text-align: center; font-size: 24px; font-weight: bold;">443</td> </tr> <tr> <td style="text-align: center; font-size: 12px;">2024</td> <td style="text-align: center; font-size: 12px;">2023</td> </tr> </table>		409	443	2024	2023
409	443								
2024	2023								

Filings by Division																
Divisions		Jan	Feb	Mar	Apr	May	Jun	Jul	Aug	Sep	Oct	Nov	Dec	Thru Oct	% Change	Total
Total	2024	31	39	43	28	34	86	24	29	53	42	-	-	409	-8%	409
	2023	60	37	49	42	48	39	28	46	56	38	30	34	443	▼	507
Civil	2024	5	3	2	6	3	-	-	1	7	4	-	-	31	-39%	31
	2023	13	7	3	4	6	3	6	5	2	2	-	2	51	▼	53
Criminal	2024	11	13	22	8	18	68	4	5	17	16	-	-	182	12%	182
	2023	12	1	20	22	16	12	4	19	34	23	6	10	163	▲	179
Concealed Handgun Permits	2024	8	15	17	12	9	14	11	19	21	13	-	-	139	-3%	139
	2023	27	19	20	12	12	10	8	13	14	8	17	7	143	▼	167
Miscellaneous/ Other	2024	7	8	2	2	4	4	8	4	8	9	-	-	56	-34%	56
	2023	8	10	6	4	14	14	10	8	6	5	7	15	85	▼	107
Others	2024	-	-	-	-	-	-	1	-	-	-	-	-	1	0%	1
	2023	-	-	-	-	-	-	-	1	-	-	-	-	1	↔	1

Filings by Case Category																
Case Categories		Jan	Feb	Mar	Apr	May	Jun	Jul	Aug	Sep	Oct	Nov	Dec	Thru Oct	% Change	Total
Capital Murder	2024	-	-	-	-	-	-	-	-	-	-	-	-	0	-100%	0
	2023	-	-	-	1	-	-	-	-	-	-	-	-	-	1	▼
Contested Divorce	2024	-	-	-	-	-	-	-	-	-	-	-	-	0	-100%	0
	2023	1	1	-	-	1	-	1	1	-	-	-	-	5	▼	5
Domestic and Family - Level 1	2024	1	-	-	2	-	-	-	-	5	2	-	-	10	-17%	10
	2023	4	1	-	3	-	2	1	-	1	-	-	-	12	▼	12
Domestic and Family - Level 2	2024	-	-	-	-	-	-	-	-	-	-	-	-	0	-100%	0
	2023	-	-	-	-	-	-	-	-	-	1	-	-	1	▼	1
Felonies and Related Matters	2024	10	8	14	2	10	57	2	1	15	10	-	-	129	18%	129
	2023	8	1	15	14	6	10	-	16	24	15	4	4	109	▲	117
General Civil - Level 1	2024	-	-	-	-	-	-	-	-	-	1	-	-	1	1	1
	2023	-	-	-	-	-	-	-	-	-	-	-	-	0	↔	0
General Civil - Level 2	2024	1	2	1	3	-	-	1	1	2	-	-	-	11	-39%	11
	2023	-	5	2	1	3	2	2	2	-	1	-	2	18	▼	20
General Civil - Level 3	2024	1	1	1	1	2	-	1	-	1	-	-	-	8	-43%	8
	2023	8	1	1	-	2	-	1	1	-	-	-	1	14	▼	15
Miscellaneous Civil	2024	15	19	18	14	13	18	17	22	28	20	-	-	184	10%	184
	2023	29	23	21	15	15	15	10	16	16	8	22	10	168	▲	200
Misdemeanor	2024	1	2	8	3	6	11	1	3	2	4	-	-	41	-5%	41
	2023	3	-	5	7	10	2	1	1	8	6	1	4	43	▼	48
Other	2024	-	3	-	-	-	-	1	1	-	1	-	-	6	-89%	6
	2023	6	5	4	1	10	7	7	6	3	5	1	12	54	▼	67
Other Criminally Related Matters	2024	-	3	-	3	2	-	1	1	-	2	-	-	12	20%	12
	2023	1	-	-	-	-	-	3	2	2	2	1	2	10	▲	13
Probates/Wills & Trusts - Level 1	2024	-	-	-	-	-	-	-	-	-	1	-	-	1	1	1
	2023	-	-	-	-	-	-	-	-	-	-	-	-	0	↔	0
Probates/Wills & Trusts - Level 2	2024	-	-	-	-	-	1	1	-	-	1	-	-	1	-75%	1
	2023	-	-	-	-	1	1	2	-	-	-	-	-	4	▼	4
Uncontested Divorce	2024	2	1	1	-	1	-	-	-	-	-	-	-	5	25%	5
	2023	-	-	1	-	-	-	-	-	1	2	-	-	4	▲	4

This report reflects the case management system. Numbers will update as reports are refreshed and posted. The case types reported may not necessitate judicial involvement.

CPSS-CCMS-10.01 CASELOAD STATISTICS OF THE CIRCUIT COURTS

Henry

January 2023 -- October 2024 Filings

Alexandria and Fairfax Circuit are not Included in State Totals.

Dashboard		Monthly Filings Summary		Jan --- Oct Filings					
Court: Henry Circuit Start/End Date: Jan-23 / Oct-24 2023 Average Month: 420 Jan-Oct 2023: 4,282 Filings Trending: ▼	Circuit/Court ID: 21 221089 Type of Case: Filings 2024 Average Month: 389 Jan-Oct 2024 : 3,892 Overall AVG. Month: 406	<p style="text-align: center; font-weight: bold; font-size: 1.2em;">Jan 23 - Oct 24</p>		<table border="1" style="margin: auto;"> <tr> <td style="text-align: center; width: 50px;">3,892</td> <td style="text-align: center; width: 50px;">4,282</td> </tr> <tr> <td style="text-align: center;">2024</td> <td style="text-align: center;">2023</td> </tr> </table>		3,892	4,282	2024	2023
3,892	4,282								
2024	2023								

Filings by Division																
Divisions		Jan	Feb	Mar	Apr	May	Jun	Jul	Aug	Sep	Oct	Nov	Dec	Thru Oct	% Change	Total
Total	2024	337	446	419	345	474	320	419	361	342	429	-	-	3,892	-9%	3,892
	2023	532	393	515	387	517	345	460	373	426	334	394	361	4,282	▼	5,037
Civil	2024	18	36	38	34	31	25	22	36	34	39	-	-	313	-2%	313
	2023	26	32	35	31	36	29	32	39	31	29	17	24	320	▼	361
Criminal	2024	142	235	218	144	266	156	216	170	185	193	-	-	1,925	-11%	1,925
	2023	285	160	273	179	308	158	269	156	235	143	233	190	2,166	▼	2,589
Concealed Handgun Permits	2024	101	91	94	91	91	72	95	85	81	116	-	-	917	-13%	917
	2023	157	115	141	107	98	82	88	94	87	83	71	76	1,052	▼	1,199
Miscellaneous/Other	2024	76	84	67	74	86	66	86	70	42	80	-	-	731	-2%	731
	2023	64	86	66	69	75	76	71	84	73	79	73	71	743	▼	887
Others	2024	-	-	2	2	-	1	-	-	-	1	-	-	6	500%	6
	2023	-	-	-	1	-	-	-	-	-	-	-	-	1	▲	1

Filings by Case Category																
Case Categories		Jan	Feb	Mar	Apr	May	Jun	Jul	Aug	Sep	Oct	Nov	Dec	Thru Oct	% Change	Total
Administrative Law	2024	-	-	-	-	-	-	-	-	-	-	-	-	0	-100%	0
	2023	-	-	-	-	-	-	1	-	1	-	-	-	2	▼	2
Capital Murder	2024	-	-	2	-	-	-	-	-	-	-	-	-	2	100%	2
	2023	-	-	-	-	-	-	1	-	-	-	1	-	1	▲	2
Contested Divorce	2024	3	4	8	5	8	3	2	2	3	3	-	-	41	-7%	41
	2023	6	3	7	1	2	6	4	4	8	3	2	3	44	▼	49
Domestic and Family - Level 1	2024	1	1	7	2	7	1	4	9	8	9	-	-	49	14%	49
	2023	6	1	4	1	7	7	2	8	4	3	1	-	43	▲	44
Domestic and Family - Level 2	2024	1	1	1	1	2	1	1	6	3	2	-	-	19	19%	19
	2023	-	2	1	2	4	-	-	3	2	2	2	-	16	▲	18
Felonies and Related Matters	2024	109	175	144	87	205	109	148	109	134	112	-	-	1,332	-10%	1,332
	2023	182	116	182	96	192	109	228	108	181	84	166	132	1,478	▼	1,776
General Civil - Level 1	2024	-	-	-	-	-	-	-	-	-	-	-	-	0	-100%	0
	2023	-	-	-	-	-	-	1	-	-	-	-	-	1	▼	1
General Civil - Level 2	2024	1	6	3	5	4	3	3	3	4	8	-	-	40	8%	40
	2023	3	4	7	4	2	3	5	4	2	3	1	4	37	▲	42
General Civil - Level 3	2024	5	8	5	7	4	4	6	5	4	5	-	-	53	-4%	53
	2023	6	8	2	6	5	5	4	8	4	7	7	10	55	▼	72
Miscellaneous Civil	2024	127	117	119	119	111	102	122	107	91	142	-	-	1,157	-13%	1,157
	2023	172	144	174	138	115	112	116	123	107	123	93	98	1,324	▼	1,515
Misdemeanor	2024	23	49	61	46	48	31	53	51	39	62	-	-	463	-20%	463
	2023	92	41	77	52	104	46	36	39	49	44	49	49	580	▼	678
Other	2024	50	58	44	45	64	37	58	45	32	52	-	-	485	4%	485
	2023	48	56	33	38	58	46	45	53	54	37	50	48	468	▲	566
Other Criminally Related Matters	2024	10	11	11	12	13	16	15	11	13	20	-	-	132	22%	132
	2023	11	3	15	31	12	3	4	9	5	15	17	9	108	▲	134
Probates/Wills & Trusts - Level 1	2024	-	-	-	-	-	-	-	1	-	-	-	-	1	-80%	1
	2023	-	1	-	1	1	-	2	-	-	-	-	-	5	▼	5
Probates/Wills & Trusts - Level 2	2024	2	2	2	5	1	5	1	-	3	4	-	-	25	0%	25
	2023	-	4	-	3	4	2	1	2	4	5	3	1	25	↔	29
Uncontested Divorce	2024	5	14	12	11	7	8	6	12	8	10	-	-	93	-2%	93
	2023	6	10	13	14	11	6	10	12	5	8	2	7	95	▼	104

This report reflects the case management system. Numbers will update as reports are refreshed and posted. The case types reported may not necessitate judicial involvement.

CPSS-CCMS-10.01 CASELOAD STATISTICS OF THE CIRCUIT COURTS

January 2023 -- October 2024 Filings

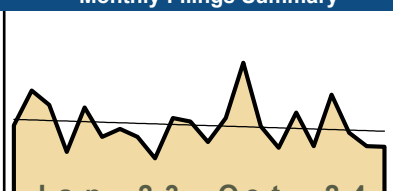
Alexandria and Fairfax Circuit are not Included in State Totals.

Dashboard		Monthly Filings Summary		Jan --- Oct Filings	
<p>Court: Patrick Circuit Start/End Date: Jan-23 / Oct-24 2023 Average Month: 168 Jan-Oct 2023: 1,757 Filings Trending: ▼</p>	<p>Circuit/Court ID: 21 221141 Type of Case: Filings 2024 Average Month: 157 Jan-Oct 2024 : 1,565 Overall AVG. Month: 163</p>	<p>Jan 23 - Oct 24</p>		<div style="display: flex; justify-content: space-around;"> <div style="text-align: center;"> <p>1,565</p> <p>2024</p> </div> <div style="text-align: center;"> <p>1,757</p> <p>2023</p> </div> </div>	

Filings by Division																
Divisions		Jan	Feb	Mar	Apr	May	Jun	Jul	Aug	Sep	Oct	Nov	Dec	Thru Oct	% Change	Total
Total	2024	180	121	158	174	124	136	205	160	137	170	-	-	1,565	-11%	1,565
	2023	192	165	216	177	141	135	142	199	294	96	123	134	1,757	▼	2,014
Civil	2024	10	12	8	9	10	7	11	6	10	10	-	-	93	-7%	93
	2023	4	11	17	9	14	9	8	17	3	8	6	15	100	▼	121
Criminal	2024	113	58	100	116	67	74	156	93	90	86	-	-	953	-11%	953
	2023	95	66	127	121	75	73	84	133	247	53	83	72	1,074	▼	1,229
Concealed Handgun Permits	2024	47	49	43	41	37	41	34	56	32	63	-	-	443	-11%	443
	2023	87	83	58	41	41	45	42	45	34	23	26	41	499	▼	566
Miscellaneous/ Other	2024	10	2	7	8	9	13	4	5	5	11	-	-	74	-11%	74
	2023	6	5	14	6	11	7	8	4	10	12	8	6	83	▼	97
Others	2024	-	-	-	-	1	1	-	-	-	-	-	-	2	100%	2
	2023	-	-	-	-	-	1	-	-	-	-	-	-	1	▲	1

Filings by Case Category																
Case Categories		Jan	Feb	Mar	Apr	May	Jun	Jul	Aug	Sep	Oct	Nov	Dec	Thru Oct	% Change	Total
Administrative Law	2024	-	-	-	-	-	-	-	-	-	-	-	-	0	-100%	0
	2023	-	-	1	-	-	-	-	-	-	-	-	-	-	1	▼
Capital Murder	2024	-	-	-	-	-	-	-	-	-	-	-	-	0	0	0
	2023	-	-	-	-	-	-	-	-	-	-	1	-	-	0	↔
Contested Divorce	2024	1	1	1	3	1	1	1	1	-	2	-	-	12	-37%	12
	2023	-	1	4	2	1	2	3	2	-	4	1	2	19	▼	22
Domestic and Family - Level 1	2024	1	1	1	1	1	1	2	2	3	1	-	-	14	56%	14
	2023	1	1	-	2	1	-	-	3	-	-	1	-	-	9	▲
Domestic and Family - Level 2	2024	-	-	-	2	-	-	2	-	1	-	-	-	5	0%	5
	2023	-	1	-	2	-	-	1	-	-	1	-	-	5	↔	5
Felonies and Related Matters	2024	46	31	70	54	29	64	66	54	61	43	-	-	518	-30%	518
	2023	49	31	102	73	51	58	48	101	190	34	44	62	737	▼	843
General Civil - Level 1	2024	-	-	-	-	-	-	-	-	-	-	-	-	0	0	0
	2023	-	-	-	-	-	-	-	-	-	-	-	1	-	0	↔
General Civil - Level 2	2024	5	2	1	-	1	1	-	-	-	2	-	-	12	-52%	12
	2023	1	-	3	-	4	6	2	5	2	2	3	3	25	▼	31
General Civil - Level 3	2024	-	1	-	-	1	-	3	2	-	2	-	-	9	-18%	9
	2023	-	1	5	2	2	-	-	-	-	-	1	1	-	11	▼
Miscellaneous Civil	2024	57	51	50	49	46	54	37	61	36	73	-	-	514	-10%	514
	2023	93	88	67	46	51	52	49	49	43	33	33	47	571	▼	651
Misdemeanor	2024	38	21	30	34	34	10	53	39	29	26	-	-	314	16%	314
	2023	34	21	25	33	26	15	21	29	47	19	34	10	270	▲	314
Other	2024	-	-	-	-	1	1	-	-	1	-	-	-	3	200%	3
	2023	-	-	-	-	-	1	-	-	-	-	-	-	1	▲	1
Other Criminally Related Matters	2024	29	6	-	28	4	-	37	-	-	17	-	-	121	70%	121
	2023	12	14	-	15	2	-	15	3	10	-	4	-	71	▲	75
Probates/Wills & Trusts - Level 2	2024	-	2	1	-	4	-	1	-	4	1	-	-	13	30%	13
	2023	-	2	1	1	1	1	1	2	-	1	-	5	10	▲	15
Uncontested Divorce	2024	3	5	4	3	2	4	3	1	2	3	-	-	30	11%	30
	2023	2	5	8	1	2	-	2	5	1	1	2	4	27	▲	33

This report reflects the case management system. Numbers will update as reports are refreshed and posted. The case types reported may not necessitate judicial involvement.

Dashboard	Monthly Filings Summary	Jan --- Oct Filings				
<p>Court: Martinsville Circuit Start/End Date: Jan-23 / Oct-24 2023 Average Month: 169 Jan-Oct 2023: 1,708 Filings Trending: ▲</p>	<p>Circuit/Court ID: 21 221690 Type of Case: Filings 2024 Average Month: 176 Jan-Oct 2024 : 1,755 Overall AVG. Month: 172</p>  <p style="text-align: center;">Jan 23 - Oct 24</p>	<table border="1" style="width:100%; text-align: center;"> <tr> <td style="width:50%;">1,755</td> <td style="width:50%;">1,708</td> </tr> <tr> <td>2024</td> <td>2023</td> </tr> </table>	1,755	1,708	2024	2023
1,755	1,708					
2024	2023					

Filings by Division																
Divisions		Jan	Feb	Mar	Apr	May	Jun	Jul	Aug	Sep	Oct	Nov	Dec	Thru Oct	% Change	Total
Total	2024	186	291	170	129	196	132	230	158	132	131	-	-	1,755	3%	1,755
	2023	172	238	211	121	206	150	165	150	109	186	179	140	1,708	▲	2,027
Civil	2024	13	15	17	6	7	18	9	4	8	13	-	-	110	11%	110
	2023	9	7	14	7	13	3	9	20	7	10	5	11	99	▲	115
Criminal	2024	103	225	112	64	128	61	139	83	72	67	-	-	1,054	-4%	1,054
	2023	109	185	112	69	140	110	105	82	65	123	136	101	1,100	▼	1,337
Concealed Handgun Permits	2024	12	18	21	19	10	10	14	12	11	14	-	-	141	-5%	141
	2023	14	23	23	9	17	14	9	11	17	12	11	10	149	▼	170
Miscellaneous/Other	2024	58	33	20	40	51	43	68	59	41	37	-	-	450	25%	450
	2023	40	23	62	36	36	23	42	37	20	40	27	18	359	▲	404
Others	2024	-	-	-	-	-	-	-	-	-	-	-	-	0	-100%	0
	2023	-	-	-	-	-	-	-	-	-	-	-	-	1	▼	1

Filings by Case Category																
Case Categories		Jan	Feb	Mar	Apr	May	Jun	Jul	Aug	Sep	Oct	Nov	Dec	Thru Oct	% Change	Total
Administrative Law	2024	-	-	-	-	1	-	-	-	-	-	-	-	1	0%	1
	2023	-	-	-	-	-	-	-	-	-	-	-	-	1	↔	1
Capital Murder	2024	-	1	-	-	-	-	-	-	-	-	-	-	1	1	1
	2023	-	-	-	-	-	-	-	-	-	-	-	-	0	↔	0
Contested Divorce	2024	1	1	-	-	-	-	1	-	2	1	-	-	6	-25%	6
	2023	2	-	1	1	2	-	1	-	-	-	-	-	8	▼	8
Domestic and Family - Level 1	2024	-	-	6	-	-	11	5	-	-	2	-	-	24	60%	24
	2023	-	-	2	2	1	-	-	10	-	-	-	1	15	▲	16
Domestic and Family - Level 2	2024	-	-	-	-	-	-	1	-	-	1	-	-	2	100%	2
	2023	-	-	1	-	-	-	-	-	-	-	-	2	1	▲	3
Felonies and Related Matters	2024	73	158	77	34	84	35	103	52	46	46	-	-	708	5%	708
	2023	67	128	58	50	89	75	54	48	31	76	97	65	676	▲	838
General Civil - Level 1	2024	-	1	-	-	-	-	1	-	-	1	-	-	3	50%	3
	2023	-	-	-	-	1	-	-	1	-	-	-	1	2	▲	3
General Civil - Level 2	2024	-	3	-	1	1	3	2	1	3	4	-	-	18	-28%	18
	2023	2	2	1	2	4	2	2	5	1	4	-	2	25	▼	27
General Civil - Level 3	2024	8	2	2	2	4	2	1	1	1	3	-	-	26	-55%	26
	2023	3	1	8	12	14	3	2	6	6	3	2	7	58	▼	67
Miscellaneous Civil	2024	19	24	29	30	16	20	32	27	24	20	-	-	241	8%	241
	2023	18	27	33	16	23	22	20	17	27	21	17	17	224	▲	258
Misdemeanor	2024	23	23	29	20	26	20	30	19	21	11	-	-	222	-13%	222
	2023	21	31	29	13	34	26	17	27	19	39	20	30	256	▼	306
Other	2024	49	26	12	29	42	32	48	42	27	30	-	-	337	38%	337
	2023	35	19	52	17	18	12	30	23	9	29	21	9	244	▲	274
Other Criminally Related Matters	2024	7	44	6	10	18	7	6	12	5	10	-	-	125	-26%	125
	2023	21	26	25	6	17	9	34	7	15	8	19	6	168	▼	193
Probates/Wills & Trusts - Level 2	2024	3	4	7	-	2	1	-	2	1	-	-	-	20	54%	20
	2023	2	2	-	-	-	-	1	3	1	4	1	-	13	▲	14
Uncontested Divorce	2024	3	4	2	3	2	1	-	2	2	2	-	-	21	24%	21
	2023	1	2	1	2	3	1	4	3	-	-	2	-	17	▲	19


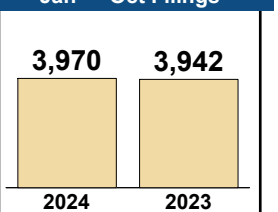
This report reflects the case management system. Numbers will update as reports are refreshed and posted. The case types reported may not necessitate judicial involvement.

CPSS-CCMS-10.01 CASELOAD STATISTICS OF THE CIRCUIT COURTS

Franklin County

January 2023 -- October 2024 Filings


Alexandria and Fairfax Circuit are not Included in State Totals.

Dashboard	Monthly Filings Summary	Jan --- Oct Filings
<p>Court: Franklin County Circuit Start/End Date: Jan-23 / Oct-24 2023 Average Month: 382 Jan-Oct 2023: 3,942 Filings Trending: ↔</p>	<p>Circuit/Court ID: 22 222067 Type of Case: Filings 2024 Average Month: 397 Jan-Oct 2024 : 3,970 Overall AVG. Month: 389</p>  <p style="text-align: center;">Jan 23 - Oct 24</p>	<p style="text-align: center;">3,970 3,942</p>  <p style="text-align: center;">2024 2023</p>

Filings by Division																
Divisions		Jan	Feb	Mar	Apr	May	Jun	Jul	Aug	Sep	Oct	Nov	Dec	Thru Oct	% Change	Total
Total	2024	407	411	388	434	313	451	320	375	336	535	-	-	3,970	1%	3,970
	2023	361	419	438	496	364	406	302	446	258	452	249	390	3,942	▲	4,581
Civil	2024	28	52	38	37	38	47	52	25	45	57	-	-	419	-16%	419
	2023	45	38	50	39	59	47	67	51	49	55	44	53	500	▼	597
Criminal	2024	181	142	133	228	124	252	106	194	141	292	-	-	1,793	0%	1,793
	2023	122	177	186	297	148	196	111	262	78	222	63	176	1,799	▼	2,038
Concealed Handgun Permits	2024	142	141	131	96	82	82	98	98	90	135	-	-	1,095	-10%	1,095
	2023	147	146	166	135	107	120	88	89	82	135	98	122	1,215	▼	1,435
Miscellaneous/ Other	2024	56	76	85	73	69	68	64	58	59	51	-	-	659	54%	659
	2023	46	58	36	25	50	43	36	44	49	40	44	39	427	▲	510
Others	2024	-	-	1	-	-	2	-	-	1	-	-	-	4	300%	4
	2023	1	-	-	-	-	-	-	-	-	-	-	-	1	▲	1

Filings by Case Category																
Case Categories		Jan	Feb	Mar	Apr	May	Jun	Jul	Aug	Sep	Oct	Nov	Dec	Thru Oct	% Change	Total
Administrative Law	2024	-	-	-	-	-	-	-	-	1	-	-	-	1	-50%	1
	2023	-	-	-	-	1	1	-	-	-	-	-	-	2	▼	2
Capital Murder	2024	-	-	-	1	-	-	-	-	-	-	-	-	1	0%	1
	2023	-	-	-	-	-	-	-	1	-	-	-	-	1	↔	1
Contested Divorce	2024	6	6	9	4	8	2	1	4	2	8	-	-	50	22%	50
	2023	5	4	8	3	2	2	4	5	3	5	3	1	41	▲	45
Domestic and Family - Level 1	2024	3	22	3	9	10	10	20	5	19	25	-	-	126	-25%	126
	2023	20	11	16	11	12	14	30	10	14	30	10	6	168	▼	184
Domestic and Family - Level 2	2024	3	3	1	1	1	1	-	-	1	2	-	-	13	-54%	13
	2023	4	-	-	4	4	1	3	6	3	3	1	2	28	▼	31
Felonies and Related Matters	2024	136	115	106	178	107	201	94	146	114	234	-	-	1,431	-5%	1,431
	2023	102	158	154	253	124	172	89	209	62	177	52	156	1,500	▼	1,708
General Civil - Level 1	2024	-	-	2	-	-	-	-	-	2	-	-	-	4	33%	4
	2023	-	1	-	-	-	-	1	-	-	-	1	-	3	▲	3
General Civil - Level 2	2024	8	6	7	6	-	8	6	7	7	8	-	-	63	-11%	63
	2023	5	4	8	7	7	6	9	11	8	6	6	7	71	▼	84
General Civil - Level 3	2024	4	7	2	5	7	11	5	1	1	2	-	-	45	-17%	45
	2023	3	5	5	3	17	5	5	3	5	3	8	12	54	▼	74
Miscellaneous Civil	2024	154	161	155	114	96	91	116	110	113	153	-	-	1,263	-9%	1,263
	2023	157	167	186	146	125	135	103	110	98	159	119	143	1,386	▼	1,648
Misdemeanor	2024	40	23	21	43	11	47	16	39	22	50	-	-	312	20%	312
	2023	20	17	30	40	21	22	14	46	14	37	8	32	261	▲	301
Other	2024	40	48	57	52	56	63	44	43	34	32	-	-	469	103%	469
	2023	31	34	13	13	28	29	17	22	28	16	20	15	231	▲	266
Other Criminally Related Matters	2024	5	6	7	6	6	4	5	9	7	8	-	-	63	43%	63
	2023	2	2	2	4	3	4	8	7	4	8	3	4	44	▲	51
Probates/Wills & Trusts - Level 1	2024	-	-	1	-	-	1	-	-	-	-	-	-	2	100%	2
	2023	-	-	-	-	-	1	-	-	-	-	-	2	1	▲	3
Probates/Wills & Trusts - Level 2	2024	2	4	4	3	1	5	5	3	5	1	-	-	33	-13%	33
	2023	6	3	5	3	4	5	2	6	4	-	2	2	38	▼	42
Protective Orders	2024	-	-	2	-	-	-	-	-	-	-	-	-	2	-67%	2
	2023	-	2	2	1	-	1	-	-	-	-	3	-	6	▼	9
Uncontested Divorce	2024	6	10	11	12	10	7	8	8	8	12	-	-	92	-14%	92
	2023	6	11	9	8	16	8	17	10	15	7	14	8	107	▼	129

This report reflects the case management system. Numbers will update as reports are refreshed and posted. The case types reported may not necessitate judicial involvement.

Dashboard		Monthly Filings Summary		Jan --- Oct Filings					
<p>Court: Pittsylvania Circuit Start/End Date: Jan-23 / Oct-24 2023 Average Month: 373 Jan-Oct 2023: 3,846 Filings Trending: ▲</p>	<p>Circuit/Court ID: 22 222143 Type of Case: Filings 2024 Average Month: 395 Jan-Oct 2024 : 3,949 Overall AVG. Month: 383</p>	 <p style="text-align: center; font-weight: bold;">Jan 23 - Oct 24</p>		<table border="1" style="margin: auto;"> <tr> <td style="text-align: center; width: 50px;">3,949</td> <td style="text-align: center; width: 50px;">3,846</td> </tr> <tr> <td style="text-align: center;">2024</td> <td style="text-align: center;">2023</td> </tr> </table>		3,949	3,846	2024	2023
3,949	3,846								
2024	2023								

Filings by Division																
Divisions		Jan	Feb	Mar	Apr	May	Jun	Jul	Aug	Sep	Oct	Nov	Dec	Thru Oct	% Change	Total
Total	2024	468	464	395	464	300	438	372	364	327	357	-	-	3,949	3%	3,949
	2023	461	442	434	304	348	344	328	412	411	362	332	294	3,846	▲	4,472
Civil	2024	28	43	50	48	40	73	42	35	15	47	-	-	421	14%	421
	2023	29	39	49	29	29	47	33	42	39	34	36	24	370	▲	430
Criminal	2024	118	178	63	185	55	173	115	146	98	94	-	-	1,225	1%	1,225
	2023	108	148	116	73	77	127	123	163	145	128	86	86	1,208	▲	1,380
Concealed Handgun Permits	2024	170	164	203	131	127	78	129	95	117	121	-	-	1,335	-8%	1,335
	2023	201	173	185	137	140	116	109	123	137	138	145	124	1,459	▼	1,728
Miscellaneous/ Other	2024	120	73	79	100	78	114	86	88	96	95	-	-	929	16%	929
	2023	121	82	83	65	101	52	61	84	90	62	64	60	801	▲	925
Others	2024	32	6	-	-	-	-	-	-	1	-	-	-	39	388%	39
	2023	2	-	1	-	1	2	2	-	-	-	1	-	8	▲	9

Filings by Case Category																
Case Categories		Jan	Feb	Mar	Apr	May	Jun	Jul	Aug	Sep	Oct	Nov	Dec	Thru Oct	% Change	Total
Administrative Law	2024	-	-	-	-	-	-	-	-	-	1	-	-	1	-67%	1
	2023	1	-	1	-	-	1	-	-	-	-	-	-	3	▼	3
Capital Murder	2024	-	-	-	-	-	-	3	-	-	2	-	-	5	5	5
	2023	-	-	-	-	-	-	-	-	-	-	-	-	0	↔	0
Contested Divorce	2024	3	4	5	5	7	6	4	2	2	3	-	-	41	-5%	41
	2023	5	5	3	1	3	6	5	7	3	5	6	4	43	▼	53
Domestic and Family - Level 1	2024	7	12	18	20	9	41	12	15	1	20	-	-	155	53%	155
	2023	3	12	9	7	8	14	5	12	22	9	4	5	101	▲	110
Domestic and Family - Level 2	2024	1	4	5	2	3	2	4	1	-	5	-	-	27	29%	27
	2023	-	-	7	4	3	1	-	2	2	2	4	2	21	▲	27
Felonies and Related Matters	2024	74	138	44	159	38	128	76	104	66	61	-	-	888	-4%	888
	2023	82	117	80	53	54	96	93	142	101	104	70	69	922	▼	1,061
General Civil - Level 1	2024	1	1	1	-	-	-	-	1	-	-	-	-	4	33%	4
	2023	-	-	-	-	1	-	-	1	1	-	-	2	3	▲	5
General Civil - Level 2	2024	4	11	5	2	3	5	8	3	3	4	-	-	48	17%	48
	2023	2	4	6	5	4	6	1	9	1	3	5	2	41	▲	48
General Civil - Level 3	2024	2	7	9	7	4	3	3	4	5	6	-	-	50	-21%	50
	2023	9	4	9	2	5	7	6	7	6	8	5	2	63	▼	70
Miscellaneous Civil	2024	193	192	232	159	151	97	162	122	138	146	-	-	1,592	-7%	1,592
	2023	226	201	215	158	174	136	125	151	161	156	165	142	1,703	▼	2,010
Misdemeanor	2024	38	33	17	23	13	32	28	31	21	23	-	-	259	4%	259
	2023	25	25	35	16	24	27	25	15	40	18	16	15	250	▲	281
Other	2024	126	48	47	73	54	96	51	59	72	69	-	-	695	29%	695
	2023	98	49	48	43	67	31	46	50	64	41	44	43	537	▲	624
Other Criminally Related Matters	2024	6	7	2	3	4	14	8	11	11	9	-	-	75	88%	75
	2023	1	6	2	4	-	5	5	6	5	6	3	2	40	▲	45
Probates/Wills & Trusts - Level 1	2024	-	-	-	-	-	-	-	-	-	-	-	-	0	-100%	0
	2023	-	1	-	1	-	-	-	-	-	1	-	1	3	▼	4
Probates/Wills & Trusts - Level 2	2024	-	-	2	1	2	2	-	2	-	-	-	-	9	-53%	9
	2023	-	5	5	-	1	-	3	-	2	3	2	1	19	▼	22
Uncontested Divorce	2024	13	7	8	10	12	12	13	9	8	8	-	-	100	3%	100
	2023	9	13	14	10	4	14	14	10	3	6	8	4	97	▲	109

This report reflects the case management system. Numbers will update as reports are refreshed and posted. The case types reported may not necessitate judicial involvement.

Dashboard	Monthly Filings Summary	Jan --- Oct Filings				
<p>Court: Danville Circuit Start/End Date: Jan-23 / Oct-24 2023 Average Month: 399 Jan-Oct 2023: 4,153 Filings Trending: ↔</p>	<p>Circuit/Court ID: 22 222590 Type of Case: Filings 2024 Average Month: 411 Jan-Oct 2024 : 4,114 Overall AVG. Month: 405</p>	<div style="text-align: center;"> <p>Jan 23 - Oct 24</p> </div> <div style="text-align: center; margin-top: 10px;"> <table border="1" style="margin: auto;"> <tr> <td style="width: 50px; height: 50px; background-color: #f0e68c; text-align: center; font-weight: bold;">4,114</td> <td style="width: 50px; height: 50px; background-color: #f0e68c; text-align: center; font-weight: bold;">4,153</td> </tr> <tr> <td style="text-align: center; font-size: small;">2024</td> <td style="text-align: center; font-size: small;">2023</td> </tr> </table> </div>	4,114	4,153	2024	2023
4,114	4,153					
2024	2023					

Filings by Division																
Divisions	Jan	Feb	Mar	Apr	May	Jun	Jul	Aug	Sep	Oct	Nov	Dec	Thru Oct	% Change	Total	
Total	2024	526	437	383	475	339	373	389	453	339	400	-	-	4,114	-1%	4,114
	2023	497	529	430	374	407	355	336	400	394	431	360	279	4,153	▼	4,792
Civil	2024	29	39	33	43	35	24	40	29	33	60	-	-	365	36%	365
	2023	20	16	39	30	21	24	23	39	35	22	40	31	269	▲	340
Criminal	2024	319	253	138	258	140	211	190	283	161	242	-	-	2,195	-8%	2,195
	2023	311	343	221	194	208	187	180	244	227	271	187	134	2,386	▼	2,707
Concealed Handgun Permits	2024	47	31	59	53	48	47	37	31	38	30	-	-	421	-21%	421
	2023	64	67	72	58	48	46	47	39	51	42	52	56	534	▼	642
Miscellaneous/Other	2024	124	102	145	121	116	88	122	108	98	66	-	-	1,090	14%	1,090
	2023	99	102	97	92	129	98	86	78	81	96	80	57	958	▲	1,095
Others	2024	7	12	8	-	-	3	-	2	9	2	-	-	43	617%	43
	2023	3	1	1	-	1	-	-	-	-	-	1	1	6	▲	8

Filings by Case Category																
Case Categories	Jan	Feb	Mar	Apr	May	Jun	Jul	Aug	Sep	Oct	Nov	Dec	Thru Oct	% Change	Total	
Administrative Law	2024	1	-	-	-	1	1	2	-	-	-	-	-	5	67%	5
	2023	-	-	-	-	-	1	1	-	-	-	-	-	3	▲	3
Capital Murder	2024	-	-	-	-	-	-	-	-	-	-	-	-	0	-100%	0
	2023	-	-	-	2	-	-	-	-	-	-	-	-	2	▼	2
Contested Divorce	2024	6	3	2	2	5	2	4	1	2	3	-	-	30	58%	30
	2023	-	1	5	2	3	1	2	2	3	-	3	1	19	▲	23
Domestic and Family - Level 1	2024	1	6	4	9	4	2	4	8	7	16	-	-	61	5%	61
	2023	6	3	9	3	3	1	8	5	11	9	6	12	58	▲	76
Domestic and Family - Level 2	2024	2	2	4	10	2	1	-	1	-	1	-	-	23	109%	23
	2023	-	-	1	7	1	-	1	-	-	1	-	12	11	▲	23
Felonies and Related Matters	2024	214	174	79	170	80	137	125	180	123	172	-	-	1,454	-14%	1,454
	2023	208	247	144	139	142	133	136	181	162	207	153	85	1,699	▼	1,937
General Civil - Level 1	2024	2	1	-	3	1	2	-	1	-	-	-	-	10	150%	10
	2023	-	-	1	-	1	1	-	1	-	-	-	2	4	▲	6
General Civil - Level 2	2024	8	5	6	7	6	4	9	7	8	8	-	-	68	42%	68
	2023	7	2	6	2	8	4	5	5	4	5	4	3	48	▲	55
General Civil - Level 3	2024	4	8	6	5	5	7	8	3	11	8	-	-	65	-21%	65
	2023	11	8	13	9	8	4	5	14	5	5	13	7	82	▼	102
Miscellaneous Civil	2024	64	58	88	66	67	59	53	52	51	42	-	-	600	-15%	600
	2023	79	88	91	69	64	63	65	60	68	56	66	65	703	▼	834
Misdemeanor	2024	99	85	40	61	49	66	61	91	33	82	-	-	667	10%	667
	2023	94	91	58	45	53	55	35	61	60	57	47	38	609	▲	694
Other	2024	110	83	123	106	96	78	106	88	94	55	-	-	939	28%	939
	2023	80	77	72	77	103	76	65	49	58	77	59	43	734	▲	836
Other Criminally Related Matters	2024	6	4	22	29	11	8	14	14	8	8	-	-	124	12%	124
	2023	9	7	20	13	13	12	10	8	11	8	4	11	111	▲	126
Probates/Wills & Trusts - Level 1	2024	-	-	-	-	-	-	-	1	-	-	-	-	1	1	1
	2023	-	-	-	-	-	-	-	-	-	-	-	-	0	↔	0
Probates/Wills & Trusts - Level 2	2024	-	1	2	-	3	-	-	3	1	1	-	-	11	-39%	11
	2023	-	1	2	2	1	-	3	5	2	2	-	-	18	▼	18
Uncontested Divorce	2024	9	7	7	7	9	6	3	3	1	4	-	-	56	8%	56
	2023	3	4	8	4	7	4	-	9	9	4	5	-	52	▲	57

This report reflects the case management system. Numbers will update as reports are refreshed and posted. The case types reported may not necessitate judicial involvement.

CPSS-CCMS-10.01 CASELOAD STATISTICS OF THE CIRCUIT COURTS

Roanoke County

January 2023 -- October 2024 Filings

Alexandria and Fairfax Circuit are not Included in State Totals.

Dashboard		Monthly Filings Summary		Jan --- Oct Filings	
Court: Roanoke County Circuit	Circuit/Court ID: 23 223161			4,681	4,566
Start/End Date: Jan-23 / Oct-24	Type of Case: Filings				
2023 Average Month: 445	2024 Average Month: 468				
Jan-Oct 2023: 4,566	Jan-Oct 2024 : 4,681				
Filings Trending: ▲	Overall AVG. Month: 455				

Filings by Division																
Divisions		Jan	Feb	Mar	Apr	May	Jun	Jul	Aug	Sep	Oct	Nov	Dec	Thru Oct	% Change	Total
Total	2024	441	555	454	503	424	439	388	578	355	544	-	-	4,681	3%	4,681
	2023	442	547	550	467	433	431	351	488	381	476	337	432	4,566	▲	5,335
Civil	2024	48	74	56	67	68	63	87	59	52	63	-	-	637	18%	637
	2023	55	50	64	50	46	52	54	57	46	64	40	50	538	▲	628
Criminal	2024	137	211	114	200	134	187	116	269	82	221	-	-	1,671	3%	1,671
	2023	127	209	156	178	141	174	102	219	132	181	92	191	1,619	▲	1,902
Concealed Handgun Permits	2024	180	202	176	144	132	126	133	163	130	184	-	-	1,570	-8%	1,570
	2023	200	221	237	164	192	160	130	130	133	145	150	128	1,712	▼	1,990
Miscellaneous/ Other	2024	76	68	108	92	90	63	52	86	91	76	-	-	802	15%	802
	2023	60	67	93	75	54	45	65	82	70	86	55	63	697	▲	815
Others	2024	-	-	-	-	-	-	-	1	-	-	-	-	1	1	1
	2023	-	-	-	-	-	-	-	-	-	-	-	-	0	↔	0

Filings by Case Category																
Case Categories		Jan	Feb	Mar	Apr	May	Jun	Jul	Aug	Sep	Oct	Nov	Dec	Thru Oct	% Change	Total
Administrative Law	2024	1	-	-	1	-	1	2	-	-	1	-	-	6	100%	6
	2023	-	1	1	-	-	-	-	-	-	-	-	-	3	▲	3
Capital Murder	2024	-	-	-	-	-	-	-	-	-	-	-	-	0	-100%	0
	2023	-	-	-	-	-	1	-	-	-	-	-	-	1	▼	1
Contested Divorce	2024	3	7	8	6	10	7	5	10	5	1	-	-	62	-2%	62
	2023	7	4	10	6	4	5	5	7	6	9	5	5	63	▼	73
Domestic and Family - Level 1	2024	11	23	7	24	10	4	12	9	11	14	-	-	125	76%	125
	2023	3	6	6	9	13	2	8	8	4	12	3	5	71	▲	79
Domestic and Family - Level 2	2024	2	5	2	1	3	6	3	2	3	3	-	-	30	3%	30
	2023	3	3	5	3	2	1	3	3	2	4	5	-	29	▲	34
Felonies and Related Matters	2024	98	166	91	157	103	152	89	217	56	177	-	-	1,306	3%	1,306
	2023	106	182	125	129	107	127	82	168	107	134	66	152	1,267	▲	1,485
General Civil - Level 1	2024	3	-	-	2	-	4	-	-	4	-	-	-	13	160%	13
	2023	-	1	1	1	-	1	-	-	-	1	-	-	5	▲	5
General Civil - Level 2	2024	7	9	17	10	15	6	14	15	9	14	-	-	116	22%	116
	2023	10	9	8	9	10	10	9	10	12	8	6	10	95	▲	111
General Civil - Level 3	2024	5	8	7	4	12	13	22	6	8	8	-	-	93	29%	93
	2023	9	3	7	4	6	14	10	8	5	6	5	15	72	▲	92
Miscellaneous Civil	2024	228	245	221	180	161	158	161	203	179	218	-	-	1,954	-8%	1,954
	2023	239	254	296	209	224	185	166	178	183	185	173	160	2,119	▼	2,452
Misdemeanor	2024	30	35	14	33	24	29	16	42	16	25	-	-	264	-3%	264
	2023	15	21	24	45	27	34	16	36	21	34	14	31	273	▼	318
Other	2024	29	27	59	54	50	27	28	47	39	41	-	-	401	47%	401
	2023	21	37	33	25	18	19	26	34	19	41	32	27	273	▲	332
Other Criminally Related Matters	2024	9	15	9	10	7	7	11	11	10	19	-	-	108	37%	108
	2023	6	6	7	4	7	12	4	15	4	14	12	8	79	▲	99
Probates/Wills & Trusts - Level 1	2024	1	-	-	-	1	2	1	-	-	-	-	-	5	0%	5
	2023	-	1	-	-	-	2	-	1	-	1	-	1	5	↔	6
Probates/Wills & Trusts - Level 2	2024	3	3	5	7	6	3	7	5	2	6	-	-	47	0%	47
	2023	5	6	2	4	6	4	3	6	3	8	5	3	47	↔	55
Uncontested Divorce	2024	11	12	14	14	22	20	17	11	13	17	-	-	151	-8%	151
	2023	18	13	25	19	9	14	19	14	15	18	11	15	164	▼	190

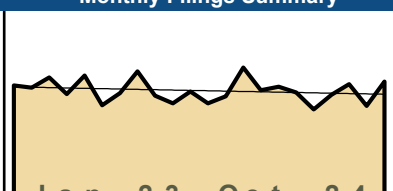
This report reflects the case management system. Numbers will update as reports are refreshed and posted. The case types reported may not necessitate judicial involvement.

CPSS-CCMS-10.01 CASELOAD STATISTICS OF THE CIRCUIT COURTS

Roanoke

January 2023 -- October 2024 Filings

Alexandria and Fairfax Circuit are not Included in State Totals.

Dashboard		Monthly Filings Summary		Jan --- Oct Filings					
<p>Court: Roanoke Circuit Start/End Date: Jan-23 / Oct-24 2023 Average Month: 477 Jan-Oct 2023: 4,827 Filings Trending: ↔</p>	<p>Circuit/Court ID: 23 223770 Type of Case: Filings 2024 Average Month: 475 Jan-Oct 2024 : 4,748 Overall AVG. Month: 476</p>	 <p style="text-align: center; font-weight: bold;">Jan 23 - Oct 24</p>		<table border="1" style="margin: auto;"> <tr> <td style="font-size: 24pt; font-weight: bold;">4,748</td> <td style="font-size: 24pt; font-weight: bold;">4,827</td> </tr> <tr> <td style="width: 50%; text-align: center;">2024</td> <td style="width: 50%; text-align: center;">2023</td> </tr> </table>		4,748	4,827	2024	2023
4,748	4,827								
2024	2023								

Filings by Division																
Divisions		Jan	Feb	Mar	Apr	May	Jun	Jul	Aug	Sep	Oct	Nov	Dec	Thru Oct	% Change	Total
Total	2024	454	564	477	491	469	404	460	501	418	510	-	-	4,748	-2%	4,748
	2023	496	487	526	463	534	420	467	549	457	428	472	427	4,827	▼	5,726
Civil	2024	90	119	83	117	117	89	111	107	93	103	-	-	1,029	-7%	1,029
	2023	94	98	118	104	104	108	112	163	113	88	81	113	1,102	▼	1,296
Criminal	2024	163	214	163	183	155	121	129	164	161	209	-	-	1,662	-3%	1,662
	2023	186	192	199	147	187	130	168	187	156	162	183	153	1,714	▼	2,050
Concealed Handgun Permits	2024	69	102	117	81	70	75	79	113	73	93	-	-	872	-7%	872
	2023	106	95	121	106	118	99	69	78	75	74	85	53	941	▼	1,079
Miscellaneous/Other	2024	132	129	113	109	127	119	140	117	90	105	-	-	1,181	11%	1,181
	2023	110	101	88	105	125	83	118	121	113	103	123	108	1,067	▲	1,298
Others	2024	-	-	1	1	-	-	1	-	1	-	-	-	4	33%	4
	2023	-	1	-	1	-	-	-	-	-	1	-	-	3	▲	3

Filings by Case Category																
Case Categories		Jan	Feb	Mar	Apr	May	Jun	Jul	Aug	Sep	Oct	Nov	Dec	Thru Oct	% Change	Total
Administrative Law	2024	1	-	1	-	-	-	1	-	-	-	-	-	3	0%	3
	2023	-	1	1	-	-	-	-	-	1	-	-	-	3	↔	3
Capital Murder	2024	-	-	-	-	-	-	-	-	-	-	-	-	0	-100%	0
	2023	3	-	-	-	-	-	-	-	-	-	-	-	3	▼	3
Contested Divorce	2024	5	5	9	16	15	5	11	10	13	12	-	-	101	12%	101
	2023	9	7	8	16	10	7	7	12	10	4	14	8	90	▲	112
Domestic and Family - Level 1	2024	20	37	21	25	21	33	32	21	18	21	-	-	249	-33%	249
	2023	29	25	22	20	25	42	62	68	45	33	14	39	371	▼	424
Domestic and Family - Level 2	2024	11	7	6	6	8	4	2	5	6	6	-	-	61	56%	61
	2023	3	8	8	2	1	1	2	6	6	2	4	2	39	▲	45
Felonies and Related Matters	2024	110	168	131	135	116	94	87	112	135	142	-	-	1,230	-5%	1,230
	2023	136	142	152	109	139	87	133	141	121	132	137	113	1,292	▼	1,542
General Civil - Level 1	2024	2	4	2	1	2	1	1	2	3	1	-	-	19	-34%	19
	2023	-	2	6	7	5	3	3	2	1	-	-	-	29	▼	29
General Civil - Level 2	2024	25	24	12	28	32	19	26	20	15	28	-	-	229	45%	229
	2023	12	17	20	11	13	17	12	29	10	17	16	15	158	▲	189
General Civil - Level 3	2024	6	17	6	9	9	5	15	11	12	14	-	-	104	-2%	104
	2023	4	7	22	12	11	9	17	13	6	5	10	9	106	▼	125
Miscellaneous Civil	2024	120	141	160	122	122	123	127	169	106	136	-	-	1,326	-6%	1,326
	2023	152	142	159	151	187	132	122	142	107	110	137	85	1,404	▼	1,626
Misdemeanor	2024	32	34	18	28	20	12	18	35	17	48	-	-	262	5%	262
	2023	25	38	27	18	28	27	22	24	23	18	21	42	250	▲	313
Other	2024	73	87	72	67	71	74	88	66	58	54	-	-	710	16%	710
	2023	68	56	52	61	60	47	61	55	83	68	68	71	611	▲	750
Other Criminally Related Matters	2024	22	20	15	21	19	15	25	19	10	20	-	-	186	6%	186
	2023	22	13	21	22	20	16	13	22	12	15	25	13	176	▲	214
Probates/Wills & Trusts - Level 1	2024	-	2	1	-	1	2	1	-	-	-	-	-	7	75%	7
	2023	-	-	2	-	-	1	-	1	-	-	-	-	4	▲	4
Probates/Wills & Trusts - Level 2	2024	2	1	4	6	7	3	4	6	1	5	-	-	39	-15%	39
	2023	3	11	3	5	8	6	2	2	3	3	3	6	46	▼	55
Protective Orders	2024	-	-	-	1	-	-	-	-	-	-	-	-	1	1	1
	2023	-	-	-	-	-	-	-	-	-	-	-	-	0	↔	0
Uncontested Divorce	2024	25	17	19	26	26	14	22	25	24	23	-	-	221	-10%	221
	2023	30	18	23	29	27	25	11	32	29	21	23	24	245	▼	292

This report reflects the case management system. Numbers will update as reports are refreshed and posted. The case types reported may not necessitate judicial involvement.

Dashboard	Monthly Filings Summary	Jan --- Oct Filings				
<p>Court: Salem Circuit Start/End Date: Jan-23 / Oct-24 2023 Average Month: 107 Jan-Oct 2023: 1,059 Filings Trending: ▲</p> <p>Circuit/Court ID: 23 223775 Type of Case: Filings 2024 Average Month: 111 Jan-Oct 2024 : 1,110 Overall AVG. Month: 109</p>	<p>Jan 23 - Oct 24</p>	<table border="1" style="margin: auto;"> <tr> <td style="text-align: center; width: 50px;">1,110</td> <td style="text-align: center; width: 50px;">1,059</td> </tr> <tr> <td style="text-align: center; width: 50px;">2024</td> <td style="text-align: center; width: 50px;">2023</td> </tr> </table>	1,110	1,059	2024	2023
1,110	1,059					
2024	2023					

Filings by Division																
Divisions		Jan	Feb	Mar	Apr	May	Jun	Jul	Aug	Sep	Oct	Nov	Dec	Thru Oct	% Change	Total
Total	2024	87	102	117	122	160	56	128	117	115	106	-	-	1,110	5%	1,110
	2023	126	118	119	88	91	125	91	120	94	87	125	102	1,059	▲	1,286
Civil	2024	18	18	15	17	26	10	21	25	20	17	-	-	187	31%	187
	2023	13	19	9	10	15	14	12	17	16	18	14	13	143	▲	170
Criminal	2024	28	47	46	62	98	20	65	38	52	40	-	-	496	0%	496
	2023	61	50	57	43	33	63	52	62	48	25	71	55	494	▲	620
Concealed Handgun Permits	2024	35	33	46	30	28	18	31	39	28	38	-	-	326	-2%	326
	2023	46	39	37	26	33	37	22	31	24	36	30	28	331	▼	389
Miscellaneous/Other	2024	6	4	10	13	8	8	11	15	15	11	-	-	101	12%	101
	2023	6	10	15	9	10	11	5	10	6	8	10	6	90	▲	106
Others	2024	-	-	-	-	-	-	-	-	-	-	-	-	0	-100%	0
	2023	-	-	1	-	-	-	-	-	-	-	-	-	1	▼	1

Filings by Case Category																
Case Categories		Jan	Feb	Mar	Apr	May	Jun	Jul	Aug	Sep	Oct	Nov	Dec	Thru Oct	% Change	Total
Administrative Law	2024	-	-	-	-	-	-	-	1	-	-	-	-	1	1	1
	2023	-	-	-	-	-	-	-	-	-	-	-	-	0	↔	0
Contested Divorce	2024	1	-	1	2	3	1	2	1	5	-	-	-	16	0%	16
	2023	-	-	2	-	3	2	1	3	3	2	3	-	16	↔	19
Domestic and Family - Level 1	2024	1	2	2	8	7	1	1	3	1	-	-	-	26	-26%	26
	2023	3	11	-	4	2	3	2	4	3	3	1	3	35	▼	39
Domestic and Family - Level 2	2024	2	-	-	-	1	1	3	1	1	1	-	-	10	0%	10
	2023	-	2	-	1	1	3	1	1	-	1	1	-	10	↔	11
Felonies and Related Matters	2024	21	36	32	40	91	10	56	33	42	22	-	-	383	-6%	383
	2023	41	38	53	37	23	56	32	55	45	26	49	43	406	▼	498
General Civil - Level 1	2024	-	1	-	-	-	-	-	1	1	1	-	-	4	100%	4
	2023	-	-	1	-	1	-	-	-	-	-	-	-	2	▲	2
General Civil - Level 2	2024	9	6	4	3	5	5	8	4	3	4	-	-	51	42%	51
	2023	4	2	9	1	2	5	3	3	4	3	2	1	36	▲	39
General Civil - Level 3	2024	-	1	-	3	2	1	2	6	2	1	-	-	18	200%	18
	2023	1	2	2	-	-	1	-	-	-	-	2	3	6	▲	11
Miscellaneous Civil	2024	41	37	54	41	35	24	41	51	39	47	-	-	410	1%	410
	2023	54	49	41	34	43	45	27	41	28	43	39	32	405	▲	476
Misdemeanor	2024	6	8	9	21	5	8	6	10	10	16	-	-	99	29%	99
	2023	18	8	4	5	9	7	19	4	3	-	22	9	77	▲	108
Other	2024	1	1	-	1	-	-	-	-	-	-	-	-	3	0%	3
	2023	-	-	2	-	-	-	-	-	-	-	-	-	3	↔	3
Other Criminally Related Matters	2024	3	3	5	1	2	2	3	-	2	2	-	-	23	64%	23
	2023	2	4	-	2	1	-	1	3	-	1	-	4	14	▲	18
Probates/Wills & Trusts - Level 1	2024	-	-	1	-	1	-	-	-	-	-	-	-	2	0%	2
	2023	-	-	1	1	-	-	-	-	-	-	-	-	2	↔	2
Probates/Wills & Trusts - Level 2	2024	1	-	3	-	3	3	2	-	1	4	-	-	17	21%	17
	2023	-	-	1	3	2	1	-	2	2	3	2	2	14	▲	18
Uncontested Divorce	2024	1	7	6	2	5	-	4	6	8	8	-	-	47	42%	47
	2023	3	2	3	-	4	2	5	4	6	4	4	5	33	▲	42

This report reflects the case management system. Numbers will update as reports are refreshed and posted. The case types reported may not necessitate judicial involvement.

Dashboard	Monthly Filings Summary	Jan --- Oct Filings				
<p>Court: Amherst Circuit Start/End Date: Jan-23 / Oct-24 2023 Average Month: 216 Jan-Oct 2023: 2,237 Filings Trending: ↔</p> <p>Circuit/Court ID: 24 224009 Type of Case: Filings 2024 Average Month: 220 Jan-Oct 2024 : 2,203 Overall AVG. Month: 218</p>	<p>Jan 23 - Oct 24</p>	<table style="margin: auto;"> <tr> <td style="text-align: center;">2,203</td> <td style="text-align: center;">2,237</td> </tr> <tr> <td style="text-align: center;">2024</td> <td style="text-align: center;">2023</td> </tr> </table>	2,203	2,237	2024	2023
2,203	2,237					
2024	2023					

Filings by Division																
Divisions		Jan	Feb	Mar	Apr	May	Jun	Jul	Aug	Sep	Oct	Nov	Dec	Thru Oct	% Change	Total
Total	2024	228	238	207	234	262	217	184	246	175	212	-	-	2,203	-2%	2,203
	2023	285	202	233	199	228	232	196	208	229	225	153	207	2,237	▼	2,597
Civil	2024	15	23	20	17	31	18	13	15	20	19	-	-	191	-17%	191
	2023	25	9	28	24	30	27	16	16	19	35	7	11	229	▼	247
Criminal	2024	67	87	63	51	81	67	63	92	57	79	-	-	707	4%	707
	2023	91	53	53	59	53	76	75	57	95	66	41	63	678	▲	782
Concealed Handgun Permits	2024	75	81	67	83	74	50	55	60	47	69	-	-	661	-8%	661
	2023	95	82	92	74	72	65	50	55	53	84	66	65	722	▼	853
Miscellaneous/Other	2024	71	47	57	82	76	82	53	79	51	45	-	-	643	6%	643
	2023	74	57	59	42	73	64	55	80	62	40	39	68	606	▲	713
Others	2024	-	-	-	1	-	-	-	-	-	-	-	-	1	-50%	1
	2023	-	1	1	-	-	-	-	-	-	-	-	-	2	▼	2

Filings by Case Category																
Case Categories		Jan	Feb	Mar	Apr	May	Jun	Jul	Aug	Sep	Oct	Nov	Dec	Thru Oct	% Change	Total
Administrative Law	2024	-	-	-	-	-	-	-	-	-	-	-	-	0	-100%	0
	2023	-	-	-	-	-	1	-	-	1	-	-	-	2	▼	2
Capital Murder	2024	1	1	-	-	1	-	-	-	-	-	-	-	3	200%	3
	2023	-	-	-	-	-	-	1	-	-	-	-	-	1	▲	1
Contested Divorce	2024	3	2	-	-	1	1	1	3	4	5	-	-	20	43%	20
	2023	2	2	3	1	2	2	-	1	-	1	-	-	14	▲	14
Domestic and Family - Level 1	2024	-	3	5	3	16	-	-	4	2	2	-	-	35	-59%	35
	2023	8	-	14	10	5	15	1	4	10	19	2	2	86	▼	90
Domestic and Family - Level 2	2024	3	1	2	1	-	6	3	2	1	2	-	-	21	40%	21
	2023	2	3	2	3	1	-	2	1	-	1	-	1	15	▲	16
Felonies and Related Matters	2024	55	49	38	30	24	39	47	76	30	48	-	-	436	11%	436
	2023	43	31	32	38	34	49	44	32	54	37	30	44	394	▲	468
General Civil - Level 1	2024	-	-	-	-	-	-	-	-	-	1	-	-	1	1	1
	2023	-	-	-	-	-	-	-	-	-	-	-	-	0	↔	0
General Civil - Level 2	2024	3	2	5	4	6	6	4	3	4	5	-	-	42	14%	42
	2023	4	4	1	2	3	1	9	6	4	3	1	1	37	▲	39
General Civil - Level 3	2024	-	8	5	2	-	2	-	1	1	-	-	-	19	0%	19
	2023	1	-	3	2	3	3	-	2	2	3	2	-	19	↔	21
Miscellaneous Civil	2024	88	90	79	105	84	62	65	73	63	84	-	-	793	-5%	793
	2023	104	93	103	85	87	73	59	67	71	94	76	83	836	▼	995
Misdemeanor	2024	9	25	23	14	10	13	14	14	18	18	-	-	158	-4%	158
	2023	26	17	17	13	20	12	20	12	20	8	9	17	165	▼	191
Other	2024	58	38	45	58	66	67	45	65	35	30	-	-	507	4%	507
	2023	63	47	49	31	58	56	45	68	43	29	29	51	489	▲	569
Other Criminally Related Matters	2024	2	12	2	7	46	15	2	2	9	13	-	-	110	-13%	110
	2023	22	5	4	8	8	15	10	13	21	21	2	2	127	▼	131
Probates/Wills & Trusts - Level 1	2024	-	-	-	-	-	-	-	-	1	-	-	-	1	-75%	1
	2023	-	-	1	-	1	-	-	-	1	1	-	-	4	▼	4
Probates/Wills & Trusts - Level 2	2024	2	1	-	2	1	2	1	1	2	2	-	-	14	56%	14
	2023	3	-	2	1	-	-	1	1	-	1	-	-	9	▲	9
Uncontested Divorce	2024	4	6	3	8	7	4	2	2	4	3	-	-	43	10%	43
	2023	7	-	2	5	6	5	4	1	2	7	2	6	39	▲	47

This report reflects the case management system. Numbers will update as reports are refreshed and posted. The case types reported may not necessitate judicial involvement.

Dashboard	Monthly Filings Summary	Jan --- Oct Filings				
<p>Court: Bedford Circuit Start/End Date: Jan-23 / Oct-24 2023 Average Month: 451 Jan-Oct 2023: 4,644 Filings Trending: ▼</p> <p>Circuit/Court ID: 24 224019 Type of Case: Filings 2024 Average Month: 432 Jan-Oct 2024 : 4,320 Overall AVG. Month: 443</p>	<p>Jan 23 - Oct 24</p>	<table border="1" style="margin: auto;"> <tr> <td style="width:50%; text-align: center;">4,320</td> <td style="width:50%; text-align: center;">4,644</td> </tr> <tr> <td style="text-align: center;">2024</td> <td style="text-align: center;">2023</td> </tr> </table>	4,320	4,644	2024	2023
4,320	4,644					
2024	2023					

Filings by Division																
Divisions		Jan	Feb	Mar	Apr	May	Jun	Jul	Aug	Sep	Oct	Nov	Dec	Thru Oct	% Change	Total
Total	2024	436	538	476	393	406	357	411	480	369	454	-	-	4,320	-7%	4,320
	2023	535	466	573	466	486	460	392	431	388	447	429	344	4,644	▼	5,417
Civil	2024	47	74	64	66	49	41	55	62	42	51	-	-	551	-12%	551
	2023	42	67	66	62	70	67	50	63	64	78	49	38	629	▼	716
Criminal	2024	89	149	123	86	114	109	101	119	93	97	-	-	1,080	-9%	1,080
	2023	119	84	137	136	127	137	107	139	118	88	101	90	1,192	▼	1,383
Concealed Handgun Permits	2024	222	232	215	174	149	146	172	219	184	235	-	-	1,948	-11%	1,948
	2023	325	260	275	211	209	192	172	160	154	219	219	158	2,177	▼	2,554
Miscellaneous/ Other	2024	78	83	73	67	94	61	83	80	50	71	-	-	740	15%	740
	2023	49	55	95	57	79	64	63	69	52	62	60	58	645	▲	763
Others	2024	-	-	1	-	-	-	-	-	-	-	-	-	1	0%	1
	2023	-	-	-	-	1	-	-	-	-	-	-	-	1	↔	1

Filings by Case Category																
Case Categories		Jan	Feb	Mar	Apr	May	Jun	Jul	Aug	Sep	Oct	Nov	Dec	Thru Oct	% Change	Total
Administrative Law	2024	-	-	1	-	-	-	-	-	-	2	-	-	3	50%	3
	2023	-	-	-	-	-	1	1	-	-	-	1	-	2	▲	3
Capital Murder	2024	-	-	-	-	-	-	-	-	-	-	-	-	0	-100%	0
	2023	-	-	-	-	-	-	1	-	-	-	-	-	1	▼	1
Contested Divorce	2024	9	6	10	6	2	4	10	5	6	3	-	-	61	2%	61
	2023	6	8	9	3	2	11	5	8	6	2	1	2	60	▲	63
Domestic and Family - Level 1	2024	7	19	16	19	22	14	10	18	4	1	-	-	130	11%	130
	2023	9	8	9	12	10	9	11	8	20	21	14	7	117	▲	138
Domestic and Family - Level 2	2024	5	8	8	2	3	2	4	7	4	5	-	-	48	-34%	48
	2023	4	17	5	9	4	7	5	12	7	3	4	3	73	▼	80
Felonies and Related Matters	2024	73	117	74	55	60	83	64	83	61	66	-	-	736	-12%	736
	2023	93	67	106	113	94	66	85	88	83	38	75	55	833	▼	963
General Civil - Level 1	2024	1	-	-	-	-	-	1	1	-	-	-	-	3	-50%	3
	2023	1	1	-	-	1	-	-	-	1	2	-	-	6	▼	6
General Civil - Level 2	2024	13	10	9	15	11	3	8	15	8	13	-	-	105	-20%	105
	2023	9	9	15	16	17	5	12	15	10	23	10	7	131	▼	148
General Civil - Level 3	2024	6	5	4	6	1	5	8	12	4	7	-	-	58	-18%	58
	2023	4	7	7	8	14	10	8	1	3	9	7	10	71	▼	88
Miscellaneous Civil	2024	251	274	253	203	195	180	207	256	212	264	-	-	2,295	-9%	2,295
	2023	356	289	323	240	242	221	209	200	182	250	250	185	2,512	▼	2,947
Misdemeanor	2024	11	20	26	14	39	20	27	13	22	16	-	-	208	18%	208
	2023	13	8	19	5	17	12	21	42	15	24	20	24	176	▲	220
Other	2024	43	43	35	37	41	25	46	37	21	44	-	-	372	32%	372
	2023	15	25	41	25	45	32	23	28	20	27	26	30	281	▲	337
Other Criminally Related Matters	2024	5	12	23	22	15	6	10	23	11	16	-	-	143	-26%	143
	2023	13	9	14	21	21	60	-	9	20	26	6	11	193	▼	210
Probates/Wills & Trusts - Level 1	2024	-	-	-	1	1	-	-	-	-	-	-	-	2	-67%	2
	2023	2	-	-	-	-	-	-	3	-	1	-	-	6	▼	6
Probates/Wills & Trusts - Level 2	2024	1	4	5	3	1	2	2	4	2	6	-	-	30	-40%	30
	2023	2	4	5	2	5	11	4	5	8	4	-	2	50	▼	52
Uncontested Divorce	2024	11	20	12	10	15	13	14	6	14	11	-	-	126	-5%	126
	2023	8	14	20	12	14	15	7	12	13	17	15	8	132	▼	155

CPSS-CCMS-10.01 CASELOAD STATISTICS OF THE CIRCUIT COURTS

January 2023 -- October 2024 Filings

Alexandria and Fairfax Circuit are not Included in State Totals.

Dashboard	Monthly Filings Summary	Jan --- Oct Filings
<p>Court: Campbell Circuit Start/End Date: Jan-23 / Oct-24 2023 Average Month: 282 Jan-Oct 2023: 2,843 Filings Trending: ▲</p> <p>Circuit/Court ID: 24 224031 Type of Case: Filings 2024 Average Month: 309 Jan-Oct 2024 : 3,085 Overall AVG. Month: 294</p>	<p>Jan 23 - Oct 24</p>	<div style="display: flex; justify-content: space-around;"> <div style="text-align: center;"> <p>3,085</p> <p>2024</p> </div> <div style="text-align: center;"> <p>2,843</p> <p>2023</p> </div> </div>

Filings by Division																
Divisions		Jan	Feb	Mar	Apr	May	Jun	Jul	Aug	Sep	Oct	Nov	Dec	Thru Oct	% Change	Total
Total	2024	304	320	346	298	338	274	280	275	286	364	-	-	3,085	9%	3,085
	2023	364	329	347	281	300	311	204	227	217	263	265	281	2,843	▲	3,389
Civil	2024	37	41	33	43	38	39	51	47	38	41	-	-	408	9%	408
	2023	29	44	41	38	45	63	31	37	19	27	33	33	374	▲	440
Criminal	2024	87	84	108	77	153	96	94	78	107	99	-	-	983	15%	983
	2023	102	87	102	78	91	137	50	53	78	76	65	90	854	▲	1,009
Concealed Handgun Permits	2024	144	151	154	130	109	106	101	112	100	162	-	-	1,269	-2%	1,269
	2023	192	173	165	134	128	93	92	109	90	124	126	130	1,300	▼	1,556
Miscellaneous/ Other	2024	36	44	51	48	38	29	34	38	41	62	-	-	421	34%	421
	2023	41	25	39	31	36	18	31	28	30	36	41	28	315	▲	384
Others	2024	-	-	-	-	-	4	-	-	-	-	-	-	4	4	4
	2023	-	-	-	-	-	-	-	-	-	-	-	-	0	↔	0

Filings by Case Category																
Case Categories		Jan	Feb	Mar	Apr	May	Jun	Jul	Aug	Sep	Oct	Nov	Dec	Thru Oct	% Change	Total
Administrative Law	2024	-	1	-	-	-	1	-	-	1	1	-	-	4	300%	4
	2023	-	-	-	-	-	-	-	-	1	-	-	-	1	▲	1
Capital Murder	2024	-	-	-	-	-	-	-	-	-	-	-	-	0	-100%	0
	2023	-	-	-	-	-	-	1	-	-	-	-	-	1	▼	1
Contested Divorce	2024	4	11	5	5	1	2	2	4	7	6	-	-	47	31%	47
	2023	2	5	5	3	4	5	6	3	3	-	1	2	36	▲	39
Domestic and Family - Level 1	2024	4	1	2	10	9	7	8	7	6	6	-	-	60	11%	60
	2023	11	6	4	2	9	3	4	8	3	4	2	1	54	▲	57
Domestic and Family - Level 2	2024	1	1	-	2	2	3	-	3	-	3	-	-	15	-29%	15
	2023	1	3	3	1	4	3	2	2	2	-	7	-	21	▼	28
Felonies and Related Matters	2024	34	48	58	49	97	54	57	49	72	67	-	-	585	18%	585
	2023	69	49	60	35	52	91	25	27	46	43	39	48	497	▲	584
General Civil - Level 1	2024	-	-	-	-	-	2	-	1	-	-	-	-	3	-50%	3
	2023	-	-	1	-	3	1	-	-	1	-	-	3	6	▼	9
General Civil - Level 2	2024	5	5	8	8	3	6	6	10	12	7	-	-	70	-19%	70
	2023	6	9	14	9	9	4	9	9	8	9	7	10	86	▼	103
General Civil - Level 3	2024	17	22	8	12	13	12	32	8	8	11	-	-	143	46%	143
	2023	1	6	12	5	11	33	15	8	-	7	3	8	98	▲	109
Miscellaneous Civil	2024	163	169	174	155	130	120	115	126	113	191	-	-	1,456	-1%	1,456
	2023	216	190	179	157	145	100	102	125	107	146	150	142	1,467	▼	1,759
Misdemeanor	2024	49	29	46	24	54	36	32	27	33	25	-	-	355	12%	355
	2023	29	33	39	41	38	41	22	22	25	28	24	41	318	▲	383
Other	2024	11	13	25	21	14	15	14	24	26	23	-	-	186	60%	186
	2023	16	9	19	9	14	10	6	9	12	12	9	11	116	▲	136
Other Criminally Related Matters	2024	4	7	5	4	2	6	5	5	2	7	-	-	47	24%	47
	2023	4	5	3	2	1	5	2	4	7	5	2	2	38	▲	42
Probates/Wills & Trusts - Level 1	2024	-	-	-	-	-	-	1	-	1	-	-	-	2	0%	2
	2023	-	-	-	-	-	-	1	-	-	-	-	-	2	↔	2
Probates/Wills & Trusts - Level 2	2024	2	2	2	1	3	1	3	2	-	3	-	-	19	73%	19
	2023	-	3	1	1	1	1	1	2	-	1	2	2	11	▲	15
Protective Orders	2024	1	-	-	-	-	-	-	-	-	1	-	-	2	2	2
	2023	-	-	-	-	-	-	-	-	-	-	-	-	0	↔	0
Uncontested Divorce	2024	9	11	13	7	10	9	5	9	5	13	-	-	91	0%	91
	2023	9	11	7	16	9	13	8	8	2	8	19	11	91	↔	121

This report reflects the case management system. Numbers will update as reports are refreshed and posted. The case types reported may not necessitate judicial involvement.

Dashboard		Monthly Filings Summary		Jan --- Oct Filings	
<p>Court: Nelson Circuit Start/End Date: Jan-23 / Oct-24 2023 Average Month: 93 Jan-Oct 2023: 951 Filings Trending: ▲</p>	<p>Circuit/Court ID: 24 224125 Type of Case: Filings 2024 Average Month: 112 Jan-Oct 2024 : 1,121 Overall AVG. Month: 102</p>	<p style="text-align: center; font-weight: bold; color: white;">Jan 23 - Oct 24</p>		<div style="display: flex; justify-content: space-around; align-items: center;"> <div style="text-align: center;"> <p style="font-size: 1.2em; font-weight: bold;">1,121</p> <div style="width: 40px; height: 40px; background-color: #f0e68c; margin: 0 auto;"></div> <p style="font-size: 0.8em;">2024</p> </div> <div style="text-align: center;"> <p style="font-size: 1.2em; font-weight: bold;">951</p> <div style="width: 40px; height: 40px; background-color: #f0e68c; margin: 0 auto;"></div> <p style="font-size: 0.8em;">2023</p> </div> </div>	

Filings by Division																
Divisions		Jan	Feb	Mar	Apr	May	Jun	Jul	Aug	Sep	Oct	Nov	Dec	Thru Oct	% Change	Total
Total	2024	96	154	83	105	97	144	94	147	102	99	-	-	1,121	18%	1,121
	2023	85	88	162	66	112	58	70	69	119	122	101	64	951	▲	1,116
Civil	2024	9	16	7	9	9	13	9	4	8	8	-	-	92	-8%	92
	2023	5	13	12	13	12	18	5	4	10	8	5	5	100	▼	110
Criminal	2024	25	92	31	57	50	103	58	108	57	37	-	-	618	28%	618
	2023	26	41	98	29	60	12	34	33	72	78	56	20	483	▲	559
Concealed Handgun Permits	2024	40	36	40	30	28	20	21	22	27	35	-	-	299	5%	299
	2023	47	30	38	18	34	17	22	25	26	29	31	32	286	▲	349
Miscellaneous/Other	2024	22	10	5	9	10	8	6	13	10	19	-	-	112	38%	112
	2023	7	4	14	6	6	11	9	7	11	6	9	6	81	▲	96
Others	2024	-	-	-	-	-	-	-	-	-	-	-	-	0	-100%	0
	2023	-	-	-	-	-	-	-	-	-	-	1	-	1	▼	2

Filings by Case Category																
Case Categories		Jan	Feb	Mar	Apr	May	Jun	Jul	Aug	Sep	Oct	Nov	Dec	Thru Oct	% Change	Total
Administrative Law	2024	-	-	-	-	-	-	-	-	-	-	-	-	0	-100%	0
	2023	1	-	-	-	-	-	-	-	-	-	1	-	1	2	▼
Capital Murder	2024	1	-	-	-	-	-	-	-	-	-	-	-	1	1	1
	2023	-	-	-	-	-	-	-	-	-	-	-	-	-	0	↔
Contested Divorce	2024	1	2	1	2	1	1	-	-	-	2	-	-	10	11%	10
	2023	-	2	2	-	1	1	2	-	-	-	1	-	-	9	▲
Domestic and Family - Level 1	2024	1	1	-	-	1	2	4	-	5	2	-	-	16	-6%	16
	2023	1	2	1	5	2	2	-	-	1	3	1	-	17	▼	18
Domestic and Family - Level 2	2024	1	-	-	-	-	-	-	-	-	1	-	-	2	-33%	2
	2023	-	-	-	1	-	1	-	1	-	-	-	-	3	▼	3
Felonies and Related Matters	2024	15	37	29	43	32	30	27	85	31	30	-	-	359	23%	359
	2023	14	24	65	10	37	10	20	19	32	61	46	10	292	▲	348
General Civil - Level 1	2024	-	-	-	-	-	-	-	-	-	-	-	-	0	-100%	0
	2023	-	-	-	1	-	-	-	-	-	1	-	-	-	2	▼
General Civil - Level 2	2024	4	7	1	3	5	3	3	2	2	1	-	-	31	24%	31
	2023	2	6	1	2	-	7	2	1	2	2	2	1	25	▲	28
General Civil - Level 3	2024	3	5	3	1	-	1	1	1	3	3	-	-	21	24%	21
	2023	2	1	2	2	4	3	1	-	2	-	1	2	17	▲	20
Miscellaneous Civil	2024	58	46	45	38	37	28	27	33	35	51	-	-	398	11%	398
	2023	51	34	52	24	40	28	30	32	34	35	39	38	360	▲	437
Misdemeanor	2024	8	25	2	13	10	66	30	19	22	6	-	-	201	63%	201
	2023	11	16	19	10	21	2	10	8	15	11	4	5	123	▲	132
Other	2024	-	-	-	-	-	1	-	-	-	-	-	-	1	-86%	1
	2023	1	1	1	-	1	1	-	-	1	1	-	1	7	▼	8
Other Criminally Related Matters	2024	1	30	-	1	8	7	1	4	4	1	-	-	57	-19%	57
	2023	1	1	15	9	2	-	5	6	25	6	6	5	70	▼	81
Probates/Wills & Trusts - Level 1	2024	-	-	-	-	-	-	-	-	-	-	-	-	0	-100%	0
	2023	-	-	-	1	-	-	-	-	-	-	1	-	1	▼	2
Probates/Wills & Trusts - Level 2	2024	-	-	-	1	1	-	-	-	-	1	-	-	3	-25%	3
	2023	-	-	1	1	-	-	-	-	1	1	-	-	4	▼	4
Uncontested Divorce	2024	3	1	2	3	2	5	1	3	-	1	-	-	21	11%	21
	2023	1	1	3	-	4	3	-	2	5	-	1	1	19	▲	21

CPSS-CCMS-10.01 CASELOAD STATISTICS OF THE CIRCUIT COURTS

Lynchburg

January 2023 -- October 2024 Filings

Alexandria and Fairfax Circuit are not Included in State Totals.

Dashboard		Monthly Filings Summary		Jan --- Oct Filings	
Court: Lynchburg Circuit Start/End Date: Jan-23 / Oct-24 2023 Average Month: 494 Jan-Oct 2023: 5,025 Filings Trending: ▲	Circuit/Court ID: 24 224680 Type of Case: Filings 2024 Average Month: 556 Jan-Oct 2024 : 5,561 Overall AVG. Month: 522	<p style="text-align: center; font-weight: bold; font-size: 1.2em;">Jan 23 - Oct 24</p>		<div style="display: flex; justify-content: space-around; align-items: center;"> <div style="text-align: center;"> <p style="font-weight: bold; font-size: 1.5em;">5,561</p> <div style="width: 40px; height: 40px; background-color: #f0e68c; margin: 0 auto;"></div> <p style="font-weight: bold; font-size: 0.8em;">2024</p> </div> <div style="text-align: center;"> <p style="font-weight: bold; font-size: 1.5em;">5,025</p> <div style="width: 40px; height: 40px; background-color: #f0e68c; margin: 0 auto;"></div> <p style="font-weight: bold; font-size: 0.8em;">2023</p> </div> </div>	

Filings by Division																
Divisions		Jan	Feb	Mar	Apr	May	Jun	Jul	Aug	Sep	Oct	Nov	Dec	Thru Oct	% Change	Total
Total	2024	527	599	571	641	636	545	566	487	460	529	-	-	5,561	11%	5,561
	2023	510	455	673	483	540	401	472	546	463	482	471	435	5,025	▲	5,931
Civil	2024	65	134	103	105	153	109	74	73	66	53	-	-	935	20%	935
	2023	62	66	90	63	135	60	66	108	71	59	67	99	780	▲	946
Criminal	2024	267	243	247	332	240	231	301	228	213	194	-	-	2,496	5%	2,496
	2023	258	185	324	205	207	192	251	262	234	263	213	181	2,381	▲	2,775
Concealed Handgun Permits	2024	83	94	75	83	72	48	64	65	70	100	-	-	754	-11%	754
	2023	82	88	130	103	91	73	73	70	65	70	85	65	845	▼	995
Miscellaneous/ Other	2024	111	128	146	120	171	157	127	121	111	181	-	-	1,373	35%	1,373
	2023	108	115	129	111	107	76	81	105	93	89	106	89	1,014	▲	1,209
Others	2024	1	-	-	1	-	-	-	-	-	1	-	-	3	-40%	3
	2023	-	1	-	1	-	-	-	1	1	-	1	-	5	▼	6

Filings by Case Category																
Case Categories		Jan	Feb	Mar	Apr	May	Jun	Jul	Aug	Sep	Oct	Nov	Dec	Thru Oct	% Change	Total
Administrative Law	2024	-	-	-	-	-	-	1	-	-	-	-	-	1	-50%	1
	2023	-	-	1	-	-	-	-	-	-	-	1	1	1	2	▼
Capital Murder	2024	-	2	-	2	-	-	-	-	-	-	-	-	4	33%	4
	2023	-	-	-	-	-	-	3	-	-	-	-	-	3	▲	3
Contested Divorce	2024	3	3	11	6	9	6	7	5	6	8	-	-	64	-12%	64
	2023	7	7	10	7	11	7	7	6	4	7	9	9	73	▼	91
Domestic and Family - Level 1	2024	2	74	30	33	77	39	24	24	10	8	-	-	321	37%	321
	2023	19	15	35	9	69	12	14	28	21	13	22	47	235	▲	304
Domestic and Family - Level 2	2024	4	4	4	2	2	4	4	12	-	7	-	-	43	19%	43
	2023	2	2	5	6	4	4	4	4	3	2	4	3	36	▲	43
Felonies and Related Matters	2024	161	116	151	233	125	118	194	138	130	129	-	-	1,495	5%	1,495
	2023	149	93	207	127	113	113	161	165	144	152	124	109	1,424	▲	1,657
General Civil - Level 1	2024	-	3	2	2	3	2	1	1	-	2	-	-	16	23%	16
	2023	2	2	1	1	1	1	2	1	1	1	3	1	13	▲	17
General Civil - Level 2	2024	15	12	21	26	13	17	14	14	23	9	-	-	164	20%	164
	2023	12	14	14	15	14	10	15	18	9	16	11	12	137	▲	160
General Civil - Level 3	2024	15	19	20	11	16	19	5	2	12	7	-	-	126	73%	126
	2023	5	11	8	7	10	11	4	9	2	6	4	6	73	▲	83
Miscellaneous Civil	2024	109	139	129	123	153	87	108	103	105	142	-	-	1,198	0%	1,198
	2023	114	119	181	132	125	97	109	111	108	105	124	95	1,201	▼	1,420
Misdemeanor	2024	97	95	78	81	115	100	84	74	73	60	-	-	857	10%	857
	2023	95	77	103	54	71	55	64	83	81	98	76	59	781	▲	916
Other	2024	80	81	93	78	92	117	82	81	74	137	-	-	915	42%	915
	2023	75	83	79	81	68	49	43	62	51	52	64	61	643	▲	768
Other Criminally Related Matters	2024	17	31	19	21	17	15	31	17	10	8	-	-	186	-17%	186
	2023	16	15	15	24	29	26	25	29	27	18	15	13	224	▼	252
Probates/Wills & Trusts - Level 1	2024	-	2	-	-	-	-	-	-	-	-	-	-	2	100%	2
	2023	-	-	-	-	-	-	-	1	-	-	-	1	1	▲	2
Probates/Wills & Trusts - Level 2	2024	4	3	2	3	3	2	-	2	-	1	-	-	20	-5%	20
	2023	1	1	2	2	3	1	6	2	2	1	2	1	21	▼	24
Protective Orders	2024	-	-	-	-	-	-	-	-	-	-	-	-	0	-100%	0
	2023	-	-	-	-	-	-	2	-	-	-	-	-	2	▼	2
Uncontested Divorce	2024	20	15	11	20	11	19	11	14	17	11	-	-	149	-4%	149
	2023	13	16	12	18	22	15	13	27	10	10	12	17	156	▼	185

This report reflects the case management system. Numbers will update as reports are refreshed and posted. The case types reported may not necessitate judicial involvement.

CPSS-CCMS-10.01 CASELOAD STATISTICS OF THE CIRCUIT COURTS

Allegheny

January 2023 -- October 2024 Filings

Alexandria and Fairfax Circuit are not Included in State Totals.

Dashboard		Monthly Filings Summary		Jan --- Oct Filings	
Court: Allegheny Circuit	Circuit/Court ID: 25 225005				
Start/End Date: Jan-23 / Oct-24	Type of Case: Filings				
2023 Average Month: 159	2024 Average Month: 168				
Jan-Oct 2023: 1,679	Jan-Oct 2024 : 1,679				
Filings Trending: ↔	Overall AVG. Month: 163				

Filings by Division																
Divisions		Jan	Feb	Mar	Apr	May	Jun	Jul	Aug	Sep	Oct	Nov	Dec	Thru Oct	% Change	Total
Total	2024	140	129	146	217	124	114	227	163	151	268	-	-	1,679	0%	1,679
	2023	165	124	177	228	185	160	173	178	90	199	102	122	1,679	↔	1,903
Civil	2024	5	7	10	6	14	17	9	17	18	16	-	-	119	-30%	119
	2023	9	13	26	11	16	34	28	15	6	11	14	12	169	▼	195
Criminal	2024	89	72	78	167	69	78	159	100	83	182	-	-	1,077	16%	1,077
	2023	83	52	63	162	117	88	97	101	46	119	44	60	928	▲	1,032
Concealed Handgun Permits	2024	38	37	47	29	33	15	41	32	39	57	-	-	368	-20%	368
	2023	64	47	71	47	42	28	37	44	28	50	35	33	458	▼	526
Miscellaneous/Other	2024	8	13	11	14	8	4	18	14	11	13	-	-	114	-7%	114
	2023	9	11	16	8	10	10	11	18	10	19	9	17	122	▼	148
Others	2024	-	-	-	1	-	-	-	-	-	-	-	-	1	-50%	1
	2023	-	1	1	-	-	-	-	-	-	-	-	-	2	▼	2

Filings by Case Category																
Case Categories		Jan	Feb	Mar	Apr	May	Jun	Jul	Aug	Sep	Oct	Nov	Dec	Thru Oct	% Change	Total
Administrative Law	2024	-	-	-	-	-	-	1	-	-	-	-	-	1	0%	1
	2023	-	-	-	-	-	-	-	-	-	-	-	-	1	↔	1
Capital Murder	2024	-	-	-	1	-	-	-	-	-	-	-	-	1	1	1
	2023	-	-	-	-	-	-	-	-	-	-	-	-	0	↔	0
Contested Divorce	2024	-	-	2	1	-	1	1	2	-	3	-	-	10	-47%	10
	2023	1	-	3	-	3	1	6	4	1	-	1	1	19	▼	21
Domestic and Family - Level 1	2024	-	-	-	-	1	-	2	5	2	6	-	-	16	-11%	16
	2023	1	3	1	1	-	3	7	2	-	-	-	1	18	▼	19
Domestic and Family - Level 2	2024	1	1	1	1	2	-	-	-	-	1	-	-	7	-22%	7
	2023	1	3	1	-	-	-	2	-	-	1	-	-	9	▼	9
Felonies and Related Matters	2024	53	46	50	125	46	54	123	72	52	145	-	-	766	13%	766
	2023	48	27	49	146	81	54	78	71	34	88	31	32	676	▲	739
General Civil - Level 1	2024	-	-	-	-	-	-	-	-	-	1	-	-	1	-83%	1
	2023	-	-	2	1	-	1	1	-	-	-	1	-	6	▼	6
General Civil - Level 2	2024	2	1	3	1	3	2	-	8	3	-	-	-	23	5%	23
	2023	1	2	3	3	3	2	1	1	2	4	-	2	22	▲	24
General Civil - Level 3	2024	2	-	2	-	-	7	1	1	4	1	-	-	18	-49%	18
	2023	1	-	1	-	6	19	4	2	-	2	3	4	35	▼	42
Miscellaneous Civil	2024	44	49	57	40	40	19	59	43	50	69	-	-	470	-17%	470
	2023	72	58	86	54	51	37	46	61	37	63	43	48	565	▼	656
Misdemeanor	2024	33	18	24	38	16	19	29	24	25	30	-	-	256	11%	256
	2023	34	21	11	15	34	34	19	25	10	27	10	27	230	▲	267
Other	2024	1	-	-	1	-	1	-	-	1	1	-	-	5	-38%	5
	2023	-	2	3	1	1	-	-	-	-	-	1	-	8	▼	8
Other Criminally Related Matters	2024	3	8	4	4	7	5	7	4	6	7	-	-	55	139%	55
	2023	1	4	3	1	2	1	-	5	2	4	3	1	23	▲	27
Probates/Wills & Trusts - Level 1	2024	-	-	-	-	1	-	-	-	1	-	-	-	2	2	2
	2023	-	-	-	-	-	-	-	-	-	-	-	-	0	↔	0
Probates/Wills & Trusts - Level 2	2024	-	2	-	1	1	-	2	1	3	-	-	-	10	-17%	10
	2023	1	2	5	1	-	2	-	1	-	-	5	1	12	▼	18
Protective Orders	2024	-	-	-	-	-	1	-	-	-	-	-	-	1	1	1
	2023	-	-	-	-	-	-	-	-	-	-	-	-	0	↔	0
Uncontested Divorce	2024	1	4	3	4	7	5	2	3	4	4	-	-	37	-33%	37
	2023	4	2	9	5	4	6	9	6	3	7	6	5	55	▼	66

This report reflects the case management system. Numbers will update as reports are refreshed and posted. The case types reported may not necessitate judicial involvement.

Dashboard	Monthly Filings Summary	Jan --- Oct Filings
<p>Court: Augusta Circuit Start/End Date: Jan-23 / Oct-24 2023 Average Month: 458 Jan-Oct 2023: 4,635 Filings Trending: ▲</p> <p>Circuit/Court ID: 25 225015 Type of Case: Filings 2024 Average Month:486 Jan-Oct 2024 : 4,863 Overall AVG. Month: 471</p>	<p>Jan 23 - Oct 24</p>	<p>4,863 4,635</p> <p>2024 2023</p>

Filings by Division																
Divisions		Jan	Feb	Mar	Apr	May	Jun	Jul	Aug	Sep	Oct	Nov	Dec	Thru Oct	% Change	Total
Total	2024	517	554	602	537	417	385	473	486	482	410	-	-	4,863	5%	4,863
	2023	532	534	559	448	472	427	392	417	395	459	437	420	4,635	▲	5,492
Civil	2024	42	56	46	58	50	57	45	42	46	53	-	-	495	4%	495
	2023	52	65	48	39	57	39	36	56	26	57	50	45	475	▲	570
Criminal	2024	196	202	251	190	142	136	222	222	202	141	-	-	1,904	15%	1,904
	2023	170	141	174	173	169	169	136	171	168	181	166	140	1,652	▲	1,958
Concealed Handgun Permits	2024	171	211	236	195	137	121	116	138	166	143	-	-	1,634	-3%	1,634
	2023	219	241	235	170	164	126	132	126	132	139	155	140	1,684	▼	1,979
Miscellaneous/ Other	2024	97	77	63	89	84	64	88	76	60	66	-	-	764	-6%	764
	2023	89	86	100	63	81	91	88	60	69	82	60	91	809	▼	960
Others	2024	11	8	6	5	4	7	2	8	8	7	-	-	66	340%	66
	2023	2	1	2	3	1	2	-	4	-	-	6	4	15	▲	25

Filings by Case Category																
Case Categories		Jan	Feb	Mar	Apr	May	Jun	Jul	Aug	Sep	Oct	Nov	Dec	Thru Oct	% Change	Total
Administrative Law	2024	-	1	-	-	-	-	-	-	-	1	-	-	2	-75%	2
	2023	1	1	1	-	-	-	-	1	4	-	4	-	8	▼	12
Capital Murder	2024	1	-	-	-	-	-	-	-	-	-	-	-	1	1	1
	2023	-	-	-	-	-	-	-	-	-	-	-	-	0	↔	0
Contested Divorce	2024	3	8	6	5	7	7	8	10	9	9	-	-	72	24%	72
	2023	6	9	6	3	6	6	6	8	2	6	2	5	58	▲	65
Domestic and Family - Level 1	2024	6	7	4	9	6	21	6	3	4	10	-	-	76	55%	76
	2023	7	2	1	4	10	5	6	8	-	6	2	14	49	▲	65
Domestic and Family - Level 2	2024	7	5	7	8	12	6	5	4	8	6	-	-	68	-3%	68
	2023	1	37	4	4	6	2	3	5	2	6	6	5	70	▼	81
Felonies and Related Matters	2024	142	145	209	143	109	94	180	148	162	104	-	-	1,436	31%	1,436
	2023	107	100	113	114	136	106	90	119	110	104	129	92	1,099	▲	1,320
General Civil - Level 1	2024	-	-	-	-	-	1	1	-	-	-	-	-	2	-33%	2
	2023	-	-	2	-	1	-	-	-	-	-	-	-	3	▼	3
General Civil - Level 2	2024	7	10	4	7	7	6	13	3	6	9	-	-	72	9%	72
	2023	5	4	13	7	7	2	6	10	4	8	6	3	66	▲	75
General Civil - Level 3	2024	4	7	7	12	8	4	1	9	9	7	-	-	68	6%	68
	2023	10	5	5	6	8	7	7	3	4	9	20	6	64	▲	90
Miscellaneous Civil	2024	194	246	262	247	163	154	150	171	195	170	-	-	1,952	-5%	1,952
	2023	247	278	285	201	202	167	167	154	168	177	181	164	2,046	▼	2,391
Misdemeanor	2024	49	55	40	44	29	35	35	70	36	34	-	-	427	-15%	427
	2023	60	34	56	50	29	53	43	49	53	73	34	47	500	▼	581
Other	2024	85	49	42	38	58	35	52	45	38	44	-	-	486	10%	486
	2023	60	49	49	32	42	52	51	35	31	40	39	71	441	▲	551
Other Criminally Related Matters	2024	5	3	3	3	4	10	7	4	4	3	-	-	46	-21%	46
	2023	4	7	5	9	4	10	4	4	5	6	3	1	58	▼	62
Probates/Wills & Trusts - Level 1	2024	-	-	-	1	-	2	-	-	-	-	-	-	3	200%	3
	2023	-	-	-	-	-	-	-	-	1	-	-	-	1	▲	2
Probates/Wills & Trusts - Level 2	2024	-	5	2	2	1	2	4	4	4	2	-	-	26	-21%	26
	2023	6	1	4	1	6	1	2	5	3	4	3	4	33	▼	40
Uncontested Divorce	2024	14	13	16	18	13	8	11	15	7	11	-	-	126	-9%	126
	2023	18	7	15	17	15	16	7	16	8	20	8	7	139	▼	154

This report reflects the case management system. Numbers will update as reports are refreshed and posted. The case types reported may not necessitate judicial involvement.

Dashboard		Monthly Filings Summary		Jan --- Oct Filings			
Court: Bath Circuit Start/End Date: Jan-23 / Oct-24 2023 Average Month: 30 Jan-Oct 2023: 301 Filings Trending: ▼	Circuit/Court ID: 25 225017 Type of Case: Filings 2024 Average Month: 29 Jan-Oct 2024 : 290 Overall AVG. Month: 29	<p>Jan 23 - Oct 24</p>	<table border="1" style="margin: auto;"> <tr> <td style="width: 50%; text-align: center;">290</td> <td style="width: 50%; text-align: center;">301</td> </tr> <tr> <td style="text-align: center;">2024</td> <td style="text-align: center;">2023</td> </tr> </table>	290	301	2024	2023
290	301						
2024	2023						

Filings by Division																
Divisions		Jan	Feb	Mar	Apr	May	Jun	Jul	Aug	Sep	Oct	Nov	Dec	Thru Oct	% Change	Total
Total	2024	28	17	11	28	19	36	25	17	87	22	-	-	290	-4%	290
	2023	50	23	29	41	21	19	40	32	29	17	22	34	301	▼	357
Civil	2024	1	2	-	4	1	2	1	1	3	5	-	-	20	33%	20
	2023	1	-	2	3	2	3	-	2	1	1	-	6	15	▲	21
Criminal	2024	19	4	1	8	1	26	16	5	65	-	-	-	145	56%	145
	2023	27	7	1	20	1	-	9	9	15	4	3	6	93	▲	102
Concealed Handgun Permits	2024	7	10	8	13	15	8	7	11	18	14	-	-	111	-31%	111
	2023	19	16	23	13	12	12	28	17	10	12	18	18	162	▼	198
Miscellaneous/ Other	2024	1	1	2	3	2	-	1	-	1	3	-	-	14	-55%	14
	2023	3	-	3	5	6	4	3	4	3	-	1	4	31	▼	36

Filings by Case Category																
Case Categories		Jan	Feb	Mar	Apr	May	Jun	Jul	Aug	Sep	Oct	Nov	Dec	Thru Oct	% Change	Total
Contested Divorce	2024	-	1	-	-	1	-	-	-	1	-	-	-	3	0%	3
	2023	-	-	-	-	1	1	-	-	1	-	-	1	3	↔	4
Domestic and Family - Level 1	2024	-	1	-	-	-	1	-	-	2	4	-	-	8	300%	8
	2023	-	-	2	-	-	-	-	-	-	-	-	-	2	▲	2
Domestic and Family - Level 2	2024	-	-	-	-	-	-	-	-	-	-	-	-	0	-100%	0
	2023	-	-	-	-	-	1	-	-	-	-	-	-	1	▼	1
Felonies and Related Matters	2024	15	3	1	8	-	23	13	3	61	-	-	-	127	72%	127
	2023	25	5	1	20	1	-	3	4	13	2	2	5	74	▲	81
General Civil - Level 1	2024	-	-	-	-	-	-	-	-	-	-	-	-	0	-100%	0
	2023	1	-	-	-	-	-	-	-	-	-	-	-	1	▼	1
General Civil - Level 2	2024	-	1	1	1	-	-	1	-	-	-	-	-	4	-67%	4
	2023	1	-	2	2	-	2	1	2	1	1	-	1	12	▼	13
General Civil - Level 3	2024	1	-	-	2	-	-	1	-	-	1	-	-	5	25%	5
	2023	-	-	-	-	1	1	1	1	-	-	-	3	4	▲	7
Miscellaneous Civil	2024	7	10	9	13	17	8	7	11	19	17	-	-	118	-34%	118
	2023	21	16	24	16	16	14	29	19	12	12	19	21	179	▼	219
Misdemeanor	2024	3	1	-	-	1	3	2	1	4	-	-	-	15	7%	15
	2023	1	2	-	-	-	-	4	3	2	2	1	1	14	▲	16
Other	2024	-	-	-	-	-	-	-	-	-	-	-	-	0	0	0
	2023	-	-	-	-	-	-	-	-	-	-	-	-	1	↔	1
Other Criminally Related Matters	2024	1	-	-	-	-	-	1	1	-	-	-	-	3	-40%	3
	2023	1	-	-	-	-	-	-	2	2	-	-	-	5	▼	5
Probates/Wills & Trusts - Level 2	2024	-	-	-	2	-	-	-	-	-	-	-	-	2	-33%	2
	2023	-	-	-	2	-	-	-	1	-	-	-	-	3	▼	3
Uncontested Divorce	2024	1	-	-	2	-	1	-	1	-	-	-	-	5	67%	5
	2023	-	-	-	1	2	-	-	-	-	-	-	1	3	▲	4

This report reflects the case management system. Numbers will update as reports are refreshed and posted. The case types reported may not necessitate judicial involvement.

Dashboard		Circuit/Court ID: 25 225023	
Court: Botetourt Circuit	Start/End Date: Jan-23 / Oct-24	Type of Case: Filings	
2023 Average Month: 213	2024 Average Month: 190	Jan-Oct 2024 : 1,901	
Jan-Oct 2023: 2,175	Overall AVG. Month: 202		
Filings Trending: ▼			

Jan 23 - Oct 24

Jan --- Oct Filings

1,901	2,175
2024	2023

Filings by Division																
Divisions		Jan	Feb	Mar	Apr	May	Jun	Jul	Aug	Sep	Oct	Nov	Dec	Thru Oct	% Change	Total
Total	2024	184	161	236	148	171	195	173	218	169	246	-	-	1,901	-13%	1,901
	2023	198	190	347	205	205	175	157	255	199	244	192	184	2,175	▼	2,551
Civil	2024	18	22	21	24	17	15	22	13	30	20	-	-	202	8%	202
	2023	18	14	16	19	21	15	18	25	18	23	18	18	187	▲	223
Criminal	2024	54	45	114	41	83	100	43	116	40	94	-	-	730	-20%	730
	2023	63	48	207	68	89	68	60	114	94	102	81	72	913	▼	1,066
Concealed Handgun Permits	2024	93	76	81	67	51	61	82	68	80	107	-	-	766	-8%	766
	2023	91	89	92	89	83	72	70	81	68	97	75	68	832	▼	975
Miscellaneous/Other	2024	19	17	20	16	20	18	26	21	19	25	-	-	201	-17%	201
	2023	26	39	32	29	12	20	9	34	19	22	18	26	242	▼	286
Others	2024	-	1	-	-	-	1	-	-	-	-	-	-	2	100%	2
	2023	-	-	-	-	-	-	-	1	-	-	-	-	1	▲	1

Filings by Case Category																
Case Categories		Jan	Feb	Mar	Apr	May	Jun	Jul	Aug	Sep	Oct	Nov	Dec	Thru Oct	% Change	Total
Administrative Law	2024	-	-	-	-	-	-	-	-	-	-	-	-	0	-100%	0
	2023	-	-	1	-	-	-	-	-	-	1	-	-	2	▼	2
Capital Murder	2024	-	-	-	-	-	-	-	-	-	-	-	-	0	-100%	0
	2023	-	-	1	-	-	-	-	-	-	1	-	-	2	▼	2
Contested Divorce	2024	2	4	5	6	5	4	2	3	5	2	-	-	38	171%	38
	2023	1	2	3	1	2	2	1	1	-	1	2	1	14	▲	17
Domestic and Family - Level 1	2024	3	2	2	6	2	1	4	-	2	2	-	-	24	-48%	24
	2023	1	5	2	5	6	3	-	10	-	14	6	7	46	▼	59
Domestic and Family - Level 2	2024	-	-	1	-	-	-	2	1	-	1	-	-	5	-44%	5
	2023	1	-	1	1	1	1	1	-	2	1	-	1	9	▼	10
Felonies and Related Matters	2024	40	28	93	24	57	80	32	77	33	80	-	-	544	-22%	544
	2023	50	34	183	59	55	47	36	95	67	73	55	58	699	▼	812
General Civil - Level 1	2024	2	-	-	-	-	-	-	-	-	-	-	-	2	2	2
	2023	-	-	-	-	-	-	-	-	-	-	-	-	0	↔	0
General Civil - Level 2	2024	3	4	7	2	7	2	5	1	7	6	-	-	44	7%	44
	2023	2	3	4	3	6	4	5	5	6	3	2	2	41	▲	45
General Civil - Level 3	2024	1	5	3	1	1	1	1	1	5	4	-	-	23	77%	23
	2023	5	-	1	-	-	-	-	2	4	1	4	6	13	▲	23
Miscellaneous Civil	2024	101	86	90	75	62	72	94	83	93	123	-	-	879	-7%	879
	2023	99	113	106	110	87	82	75	95	77	106	87	83	950	▼	1,120
Misdemeanor	2024	9	16	20	11	23	21	5	36	5	13	-	-	159	5%	159
	2023	11	7	16	5	29	17	13	11	20	22	22	12	151	▲	185
Other	2024	10	8	10	9	8	8	15	6	6	7	-	-	87	-26%	87
	2023	16	14	16	8	9	10	4	20	10	11	6	8	118	▼	132
Other Criminally Related Matters	2024	5	1	1	6	3	1	6	3	2	1	-	-	29	-52%	29
	2023	2	7	7	4	5	4	11	8	6	7	4	2	61	▼	67
Probates/Wills & Trusts - Level 1	2024	-	-	-	-	-	-	-	1	1	-	-	-	2	0%	2
	2023	1	-	-	1	-	-	-	-	-	-	-	-	2	↔	2
Probates/Wills & Trusts - Level 2	2024	2	2	1	-	-	-	2	2	1	-	-	-	10	25%	10
	2023	2	-	2	-	-	-	2	1	-	1	-	2	8	▲	10
Uncontested Divorce	2024	6	5	3	8	3	5	5	4	9	7	-	-	55	-7%	55
	2023	7	5	6	6	5	5	9	7	5	4	4	2	59	▼	65

Dashboard		Monthly Filings Summary		Jan --- Oct Filings	
<p>Court: Craig Circuit Start/End Date: Jan-23 / Oct-24 2023 Average Month: 33 Jan-Oct 2023: 335 Filings Trending: ▼</p>	<p>Circuit/Court ID: 25 225045 Type of Case: Filings 2024 Average Month: 32 Jan-Oct 2024 : 320 Overall AVG. Month: 33</p>	<p>Jan 23 - Oct 24</p>		<p>2024: 320, 2023: 335</p>	

Filings by Division																
Divisions		Jan	Feb	Mar	Apr	May	Jun	Jul	Aug	Sep	Oct	Nov	Dec	Thru Oct	% Change	Total
Total	2024	29	33	30	62	35	32	27	22	24	26	-	-	320	-4%	320
	2023	38	35	54	24	18	37	23	35	38	33	42	21	335	▼	398
Civil	2024	1	1	3	10	4	3	4	1	1	1	-	-	29	-29%	29
	2023	2	1	17	3	3	1	3	6	1	4	2	3	41	▼	46
Criminal	2024	1	7	5	16	7	9	8	-	6	4	-	-	63	13%	63
	2023	14	-	1	6	-	10	-	9	14	2	16	-	56	▲	72
Concealed Handgun Permits	2024	24	23	16	32	20	13	12	16	16	20	-	-	192	-8%	192
	2023	17	32	31	12	12	23	17	18	21	25	22	16	208	▼	246
Miscellaneous/ Other	2024	3	2	6	4	4	7	3	5	1	1	-	-	36	20%	36
	2023	5	2	5	3	3	3	3	2	2	2	2	2	30	▲	34

Filings by Case Category																
Case Categories		Jan	Feb	Mar	Apr	May	Jun	Jul	Aug	Sep	Oct	Nov	Dec	Thru Oct	% Change	Total
Contested Divorce	2024	-	-	2	-	1	-	1	-	-	-	-	-	4	33%	4
	2023	-	-	-	1	1	-	-	-	-	1	-	2	3	▲	5
Domestic and Family - Level 1	2024	-	-	-	8	1	-	-	-	1	-	-	-	10	-52%	10
	2023	1	-	16	-	-	-	-	4	-	-	-	-	21	▼	21
Domestic and Family - Level 2	2024	-	-	-	-	-	-	-	-	-	-	-	-	0	-100%	0
	2023	-	1	-	-	-	-	-	1	-	1	-	-	3	▼	3
Felonies and Related Matters	2024	1	7	4	13	5	9	3	-	5	4	-	-	51	34%	51
	2023	4	-	-	5	-	10	-	7	10	2	10	-	38	▲	48
General Civil - Level 1	2024	-	-	-	-	-	-	-	-	-	-	-	-	0	-100%	0
	2023	-	-	-	-	-	-	1	-	-	-	-	-	1	▼	1
General Civil - Level 2	2024	-	1	-	1	1	-	-	1	-	-	-	-	4	33%	4
	2023	-	-	-	-	-	-	1	-	-	2	1	-	3	▲	4
General Civil - Level 3	2024	-	-	1	1	-	1	2	-	-	-	-	-	5	67%	5
	2023	-	-	1	-	1	-	-	1	-	-	-	-	3	▲	3
Miscellaneous Civil	2024	27	25	22	36	23	19	15	20	17	21	-	-	225	-5%	225
	2023	22	34	36	15	15	26	20	20	22	27	24	18	237	▼	279
Misdemeanor	2024	-	-	1	3	2	-	4	-	1	-	-	-	11	-35%	11
	2023	10	-	-	1	-	-	-	2	4	-	6	-	17	▼	23
Other	2024	-	-	-	-	-	-	-	-	-	-	-	-	0	-100%	0
	2023	-	-	-	-	-	-	-	-	1	-	-	-	1	▼	1
Other Criminally Related Matters	2024	-	-	-	-	-	-	1	-	-	-	-	-	1	0%	1
	2023	-	-	1	-	-	-	-	-	-	-	-	-	1	↔	1
Probates/Wills & Trusts - Level 1	2024	-	-	-	-	-	-	-	-	-	-	-	-	0	-100%	0
	2023	-	-	-	-	-	-	-	-	1	-	-	-	1	▼	1
Probates/Wills & Trusts - Level 2	2024	-	-	-	-	-	1	-	-	-	-	-	-	1	1	1
	2023	-	-	-	-	-	-	-	-	-	-	-	-	0	↔	0
Uncontested Divorce	2024	1	-	-	-	2	2	1	1	-	1	-	-	8	33%	8
	2023	1	-	-	2	1	1	1	-	-	-	1	1	6	▲	8

This report reflects the case management system. Numbers will update as reports are refreshed and posted. The case types reported may not necessitate judicial involvement.

Dashboard		Monthly Filings Summary		Jan --- Oct Filings	
Court: Highland Circuit	Circuit/Court ID: 25 225091				
Start/End Date: Jan-23 / Oct-24	Type of Case: Filings				
2023 Average Month: 14	2024 Average Month: 14				
Jan-Oct 2023: 135	Jan-Oct 2024 : 142				
Filings Trending: ▲	Overall AVG. Month: 14				

Filings by Division																
Divisions		Jan	Feb	Mar	Apr	May	Jun	Jul	Aug	Sep	Oct	Nov	Dec	Thru Oct	% Change	Total
Total	2024	16	14	16	19	11	17	13	10	21	5	-	-	142	5%	142
	2023	13	19	30	13	11	17	8	6	9	9	6	24	135	▲	165
Civil	2024	2	2	3	3	1	2	-	1	1	-	-	-	15	-6%	15
	2023	2	3	4	1	1	1	1	-	2	1	-	-	16	▼	16
Criminal	2024	4	1	4	2	-	8	2	-	3	1	-	-	25	-19%	25
	2023	2	-	8	1	3	11	1	-	2	3	2	19	31	▼	52
Concealed Handgun Permits	2024	9	8	6	11	10	7	10	7	15	3	-	-	86	4%	86
	2023	9	15	18	10	7	5	5	6	3	5	3	4	83	▲	90
Miscellaneous/ Other	2024	1	3	3	3	-	-	1	2	2	1	-	-	16	220%	16
	2023	-	1	-	1	-	-	1	-	2	-	1	1	5	▲	7

Filings by Case Category																
Case Categories		Jan	Feb	Mar	Apr	May	Jun	Jul	Aug	Sep	Oct	Nov	Dec	Thru Oct	% Change	Total
Administrative Law	2024	-	-	-	-	-	1	-	-	-	-	-	-	1	1	1
	2023	-	-	-	-	-	-	-	-	-	-	-	-	0	↔	0
Contested Divorce	2024	-	-	1	-	-	-	-	-	-	-	-	-	1	-67%	1
	2023	-	-	1	-	1	-	1	-	-	-	-	-	3	▼	3
Domestic and Family - Level 1	2024	-	-	-	-	-	-	-	-	-	-	-	-	0	-100%	0
	2023	-	-	1	-	-	-	-	-	-	-	-	-	1	▼	1
Domestic and Family - Level 2	2024	-	-	-	-	-	-	-	-	-	-	-	-	0	-100%	0
	2023	1	-	-	-	-	-	-	-	-	-	-	-	1	▼	1
Felonies and Related Matters	2024	1	-	3	1	-	5	2	-	2	-	-	-	14	-22%	14
	2023	2	-	4	1	1	7	1	-	2	-	2	18	18	▼	38
General Civil - Level 1	2024	-	-	-	-	-	-	-	-	-	-	-	-	0	-100%	0
	2023	-	-	1	-	-	-	-	-	-	-	-	-	1	▼	1
General Civil - Level 2	2024	-	2	1	2	-	-	-	-	-	-	-	-	5	67%	5
	2023	-	1	1	-	-	-	-	-	1	-	-	-	3	▲	3
General Civil - Level 3	2024	-	-	1	-	-	1	-	-	1	-	-	-	3	50%	3
	2023	-	1	-	-	-	-	-	-	1	-	-	-	2	▲	2
Miscellaneous Civil	2024	10	11	9	14	10	7	11	8	17	4	-	-	101	15%	101
	2023	9	16	18	11	7	5	6	6	5	5	4	5	88	▲	97
Misdemeanor	2024	3	1	1	1	-	3	-	-	1	-	-	-	10	11%	10
	2023	-	-	2	-	2	4	-	-	-	1	-	1	9	▲	10
Other	2024	-	-	-	-	1	-	-	-	-	-	-	-	1	1	1
	2023	-	-	-	-	-	-	-	-	-	-	-	-	0	↔	0
Other Criminally Related Matters	2024	-	-	-	-	-	-	-	-	-	1	-	-	1	-75%	1
	2023	-	-	2	-	-	-	-	-	-	2	-	-	4	▼	4
Probates/Wills & Trusts - Level 2	2024	1	-	-	1	-	-	-	1	-	-	-	-	3	200%	3
	2023	-	-	-	-	-	1	-	-	-	-	-	-	1	▲	1
Uncontested Divorce	2024	1	-	-	-	-	-	-	1	-	-	-	-	2	-50%	2
	2023	1	1	-	1	-	-	-	-	-	1	-	-	4	▼	4

This report reflects the case management system. Numbers will update as reports are refreshed and posted. The case types reported may not necessitate judicial involvement.

Dashboard	Monthly Filings Summary	Jan --- Oct Filings				
<p>Court: Rockbridge Circuit Start/End Date: Jan-23 / Oct-24 2023 Average Month: 187 Jan-Oct 2023: 1,897 Filings Trending: ▼</p>	<p>Circuit/Court ID: 25 225163 Type of Case: Filings 2024 Average Month: 177 Jan-Oct 2024 : 1,768 Overall AVG. Month: 183</p> <p style="text-align: center;">Jan 23 - Oct 24</p>	<table style="width:100%; text-align: center;"> <tr> <td style="width:50%;">1,768</td> <td style="width:50%;">1,897</td> </tr> <tr> <td>2024</td> <td>2023</td> </tr> </table>	1,768	1,897	2024	2023
1,768	1,897					
2024	2023					

Filings by Division																
Divisions		Jan	Feb	Mar	Apr	May	Jun	Jul	Aug	Sep	Oct	Nov	Dec	Thru Oct	% Change	Total
Total	2024	201	178	203	170	163	144	199	154	178	178	-	-	1,768	-7%	1,768
	2023	190	364	181	130	139	141	191	142	221	198	230	122	1,897	▼	2,249
Civil	2024	14	17	24	23	20	11	24	18	16	25	-	-	192	-10%	192
	2023	10	21	34	19	22	18	27	19	26	18	18	14	214	▼	246
Criminal	2024	117	95	102	82	100	72	109	80	114	96	-	-	967	-11%	967
	2023	116	264	50	56	57	75	122	71	156	123	149	59	1,090	▼	1,298
Concealed Handgun Permits	2024	60	56	66	52	37	57	52	46	41	44	-	-	511	5%	511
	2023	50	67	82	45	49	39	39	45	28	43	54	39	487	▲	580
Miscellaneous/Other	2024	10	10	11	13	6	4	14	8	7	13	-	-	96	-9%	96
	2023	14	12	15	10	11	9	3	7	11	14	9	10	106	▼	125
Others	2024	-	-	-	-	-	-	-	2	-	-	-	-	2	2	2
	2023	-	-	-	-	-	-	-	-	-	-	-	-	0	↔	0

Filings by Case Category																
Case Categories		Jan	Feb	Mar	Apr	May	Jun	Jul	Aug	Sep	Oct	Nov	Dec	Thru Oct	% Change	Total
Administrative Law	2024	-	-	-	1	-	-	-	-	1	-	-	-	2	-71%	2
	2023	-	-	-	1	1	-	-	3	1	1	-	-	7	▼	7
Contested Divorce	2024	1	2	1	2	1	4	3	-	-	5	-	-	19	-14%	19
	2023	2	1	6	3	2	1	3	-	1	3	1	1	22	▼	24
Domestic and Family - Level 1	2024	1	1	2	2	1	-	7	1	4	1	-	-	20	-29%	20
	2023	-	6	2	1	2	-	4	-	5	8	-	5	28	▼	33
Domestic and Family - Level 2	2024	3	4	2	4	2	-	1	1	-	7	-	-	24	-8%	24
	2023	1	3	2	4	3	1	8	2	2	-	6	1	26	▼	33
Felonies and Related Matters	2024	73	71	60	54	66	40	64	62	93	63	-	-	646	-11%	646
	2023	73	213	20	28	37	46	85	39	100	85	135	32	726	▼	893
General Civil - Level 1	2024	-	-	-	1	-	-	1	-	1	-	-	-	3	3	3
	2023	-	-	-	-	-	-	-	-	-	-	-	-	0	↔	0
General Civil - Level 2	2024	3	4	5	4	5	2	7	7	5	4	-	-	46	24%	46
	2023	4	2	4	2	2	4	3	4	8	4	8	1	37	▲	46
General Civil - Level 3	2024	1	-	3	5	7	3	4	-	1	3	-	-	27	29%	27
	2023	-	2	4	3	1	4	1	3	3	-	1	2	21	▲	24
Miscellaneous Civil	2024	67	66	76	63	43	60	63	54	46	56	-	-	594	1%	594
	2023	63	77	97	56	62	48	43	51	39	54	61	49	590	▲	700
Misdemeanor	2024	32	23	21	20	30	29	36	14	17	33	-	-	255	-17%	255
	2023	40	47	29	21	18	25	22	22	52	32	8	22	308	▼	338
Other	2024	1	-	1	2	-	1	-	3	1	2	-	-	11	175%	11
	2023	-	2	1	-	-	-	-	1	-	-	-	1	4	▲	5
Other Criminally Related Matters	2024	12	1	21	8	4	3	9	4	4	-	-	-	66	18%	66
	2023	3	4	1	7	2	4	15	10	4	6	6	5	56	▲	67
Probates/Wills & Trusts - Level 1	2024	1	1	-	-	-	-	1	-	-	-	-	-	3	3	3
	2023	-	-	-	-	-	-	-	-	-	-	-	-	0	↔	0
Probates/Wills & Trusts - Level 2	2024	1	1	2	1	2	-	-	-	1	-	-	-	8	-20%	8
	2023	-	-	1	2	4	2	1	-	-	-	-	-	10	▼	10
Uncontested Divorce	2024	5	4	9	3	2	2	3	8	4	4	-	-	44	-29%	44
	2023	4	7	14	2	5	6	6	7	6	5	4	3	62	▼	69

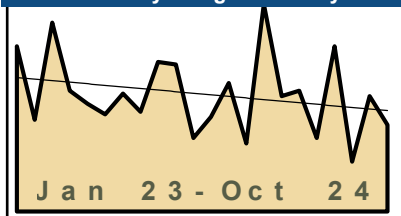
This report reflects the case management system. Numbers will update as reports are refreshed and posted. The case types reported may not necessitate judicial involvement.

Dashboard

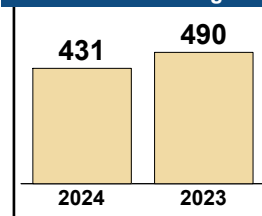
Court: Buena Vista Circuit
Start/End Date: Jan-23 / Oct-24
2023 Average Month: 46
Jan-Oct 2023: 490
Filings Trending: ▼

Circuit/Court ID: 25 225530
Type of Case: Filings
2024 Average Month: 43
Jan-Oct 2024 : 431
Overall AVG. Month: 45

Monthly Filings Summary



Jan --- Oct Filings



Filings by Division

Divisions		Jan	Feb	Mar	Apr	May	Jun	Jul	Aug	Sep	Oct	Nov	Dec	Thru Oct	% Change	Total
Total	2024	49	26	79	44	46	28	63	19	44	33	-	-	431	-12%	431
	2023	63	35	72	46	41	37	45	38	57	56	28	36	490	▼	554
Civil	2024	5	1	5	3	2	3	2	5	2	5	-	-	33	-11%	33
	2023	2	-	6	7	4	4	3	5	4	2	5	3	37	▼	45
Criminal	2024	30	18	57	31	28	14	48	7	26	16	-	-	275	-18%	275
	2023	43	17	55	26	33	23	31	19	50	37	11	19	334	▼	364
Concealed Handgun Permits	2024	11	6	15	9	12	9	7	5	15	8	-	-	97	33%	97
	2023	11	12	9	6	4	5	7	7	2	10	11	11	73	▲	95
Miscellaneous/ Other	2024	3	1	2	1	4	2	6	2	1	4	-	-	26	-40%	26
	2023	7	6	2	6	-	3	4	7	1	7	1	3	43	▼	47
Others	2024	-	-	-	-	-	-	-	-	-	-	-	-	0	-100%	0
	2023	-	-	-	1	-	2	-	-	-	-	-	-	3	▼	3

Filings by Case Category

Case Categories		Jan	Feb	Mar	Apr	May	Jun	Jul	Aug	Sep	Oct	Nov	Dec	Thru Oct	% Change	Total
Contested Divorce	2024	-	-	-	-	-	-	-	1	1	1	-	-	3	-50%	3
	2023	-	-	1	-	1	1	1	-	-	2	2	-	6	▼	8
Domestic and Family - Level 1	2024	1	-	2	-	-	1	-	-	-	2	-	-	6	-14%	6
	2023	-	-	2	-	1	1	1	2	-	-	-	1	7	▼	8
Domestic and Family - Level 2	2024	-	-	-	-	-	1	-	-	-	1	-	-	2	-50%	2
	2023	-	-	1	2	-	-	-	-	1	-	-	-	4	▼	4
Felonies and Related Matters	2024	19	13	45	16	22	8	28	5	26	13	-	-	195	-19%	195
	2023	35	13	46	18	22	17	23	14	32	22	6	13	242	▼	261
General Civil - Level 2	2024	1	-	-	-	1	-	-	1	-	-	-	-	3	-40%	3
	2023	-	2	-	-	-	-	-	1	-	2	-	2	5	▼	7
General Civil - Level 3	2024	-	-	-	-	1	-	1	1	-	-	-	-	3	-25%	3
	2023	2	-	1	-	1	-	-	-	-	-	-	-	4	▼	4
Miscellaneous Civil	2024	16	7	17	10	15	11	12	6	16	12	-	-	122	11%	122
	2023	17	16	10	12	4	8	11	14	3	15	12	14	110	▲	136
Misdemeanor	2024	9	4	11	10	6	6	20	2	-	2	-	-	70	-14%	70
	2023	5	4	9	8	9	4	7	5	17	13	2	5	81	▼	88
Other	2024	-	-	-	1	-	-	-	-	-	-	-	-	1	-67%	1
	2023	-	-	-	1	-	2	-	-	-	-	-	-	3	▼	3
Other Criminally Related Matters	2024	2	1	1	5	-	-	-	-	-	1	-	-	10	-9%	10
	2023	3	-	-	-	2	2	1	-	1	2	3	1	11	▼	15
Probates/Wills & Trusts - Level 2	2024	1	-	1	1	-	1	-	-	-	-	-	-	4	33%	4
	2023	-	-	-	2	-	-	1	-	-	-	1	-	3	▲	4
Uncontested Divorce	2024	-	1	2	1	1	-	2	3	1	1	-	-	12	-14%	12
	2023	1	-	2	3	1	2	-	2	3	-	2	-	14	▼	16

This report reflects the case management system. Numbers will update as reports are refreshed and posted. The case types reported may not necessitate judicial involvement.

Dashboard		Monthly Filings Summary		Jan --- Oct Filings	
Court: Staunton Circuit	Circuit/Court ID: 25 225790				
Start/End Date: Jan-23 / Oct-24	Type of Case: Filings				
2023 Average Month: 244	2024 Average Month: 215				
Jan-Oct 2023: 2,565	Jan-Oct 2024 : 2,150				
Filings Trending: ▼	Overall AVG. Month: 231				

Filings by Division																
Divisions		Jan	Feb	Mar	Apr	May	Jun	Jul	Aug	Sep	Oct	Nov	Dec	Thru Oct	% Change	Total
Total	2024	246	209	245	226	210	195	211	200	212	196	-	-	2,150	-16%	2,150
	2023	239	187	277	264	206	233	304	265	293	297	201	161	2,565	▼	2,927
Civil	2024	13	23	25	24	24	11	21	18	19	14	-	-	192	5%	192
	2023	18	17	21	22	20	11	17	23	15	18	17	9	182	▲	208
Criminal	2024	153	110	131	121	90	110	106	108	116	120	-	-	1,165	-30%	1,165
	2023	131	102	170	163	115	161	200	177	221	215	118	98	1,655	▼	1,871
Concealed Handgun Permits	2024	24	36	28	33	25	24	19	26	31	32	-	-	278	-1%	278
	2023	32	31	30	34	26	18	32	21	25	32	24	21	281	▼	326
Miscellaneous/ Other	2024	56	38	61	48	71	50	65	48	46	30	-	-	513	15%	513
	2023	57	37	56	45	45	43	55	43	32	32	42	33	445	▲	520
Others	2024	-	2	-	-	-	-	-	-	-	-	-	-	2	0%	2
	2023	1	-	-	-	-	-	-	1	-	-	-	-	2	↔	2

Filings by Case Category																
Case Categories		Jan	Feb	Mar	Apr	May	Jun	Jul	Aug	Sep	Oct	Nov	Dec	Thru Oct	% Change	Total
Capital Murder	2024	-	-	-	-	-	-	-	-	-	-	-	-	0	0	0
	2023	-	-	-	-	-	-	-	-	-	-	-	1	0	↔	1
Contested Divorce	2024	2	2	2	5	3	4	8	2	5	3	-	-	36	125%	36
	2023	1	1	2	-	3	-	2	4	3	-	3	-	16	▲	19
Domestic and Family - Level 1	2024	2	7	9	1	3	-	2	-	2	-	-	-	26	-33%	26
	2023	5	4	7	9	4	2	-	4	3	1	2	-	39	▼	41
Domestic and Family - Level 2	2024	2	5	6	3	9	2	5	8	7	2	-	-	49	7%	49
	2023	3	6	4	6	3	4	7	4	4	5	4	4	46	▲	54
Felonies and Related Matters	2024	100	79	115	86	72	93	83	80	78	95	-	-	881	-28%	881
	2023	90	81	125	135	88	97	133	141	168	170	94	62	1,228	▼	1,384
General Civil - Level 1	2024	1	-	-	-	1	-	-	-	-	1	-	-	3	200%	3
	2023	-	-	-	-	-	-	-	-	-	-	-	-	1	▲	1
General Civil - Level 2	2024	1	1	3	5	3	-	1	2	1	3	-	-	20	18%	20
	2023	4	-	3	1	2	1	1	2	-	3	3	-	17	▲	20
General Civil - Level 3	2024	2	-	-	2	2	3	2	3	3	2	-	-	19	-37%	19
	2023	6	1	3	5	3	-	4	5	2	1	2	5	30	▼	37
Miscellaneous Civil	2024	37	47	43	45	39	35	36	46	41	40	-	-	409	1%	409
	2023	45	46	46	45	41	25	45	32	36	42	35	28	403	▲	466
Misdemeanor	2024	48	21	11	25	11	14	20	19	21	17	-	-	207	-33%	207
	2023	23	14	41	20	27	40	35	31	48	30	22	17	309	▼	348
Other	2024	42	26	43	33	51	38	48	26	33	19	-	-	359	21%	359
	2023	39	22	34	30	28	35	38	30	20	20	28	22	296	▲	346
Other Criminally Related Matters	2024	7	10	5	14	7	4	3	10	17	8	-	-	85	-29%	85
	2023	19	7	4	8	-	24	32	5	5	16	2	18	120	▼	140
Probates/Wills & Trusts - Level 2	2024	1	2	3	4	1	-	-	-	-	2	-	-	13	0%	13
	2023	1	-	1	1	1	1	1	1	2	4	2	2	13	↔	17
Protective Orders	2024	-	-	-	1	-	-	-	-	-	-	-	-	1	-67%	1
	2023	-	-	-	1	-	1	1	-	-	-	1	-	3	▼	4
Uncontested Divorce	2024	1	9	5	2	8	2	3	4	4	4	-	-	42	-5%	42
	2023	3	5	7	3	6	3	5	5	2	5	3	2	44	▼	49

This report reflects the case management system. Numbers will update as reports are refreshed and posted. The case types reported may not necessitate judicial involvement.

CPSS-CCMS-10.01 CASELOAD STATISTICS OF THE CIRCUIT COURTS

Waynesboro

January 2023 -- October 2024 Filings

Alexandria and Fairfax Circuit are not Included in State Totals.

Dashboard	Monthly Filings Summary	Jan --- Oct Filings				
<p>Court: Waynesboro Circuit Start/End Date: Jan-23 / Oct-24 2023 Average Month: 149 Jan-Oct 2023: 1,506 Filings Trending: ↔</p> <p>Circuit/Court ID: 25 225820 Type of Case: Filings 2024 Average Month: 149 Jan-Oct 2024 : 1,485 Overall AVG. Month: 149</p>	<p>Jan 23 - Oct 24</p>	<table style="margin: auto;"> <tr> <td style="text-align: center; width: 50px;">1,485</td> <td style="text-align: center; width: 50px;">1,506</td> </tr> <tr> <td style="text-align: center; width: 50px;">2024</td> <td style="text-align: center; width: 50px;">2023</td> </tr> </table>	1,485	1,506	2024	2023
1,485	1,506					
2024	2023					

Filings by Division																
Divisions		Jan	Feb	Mar	Apr	May	Jun	Jul	Aug	Sep	Oct	Nov	Dec	Thru Oct	% Change	Total
Total	2024	163	165	152	170	164	100	119	144	153	155	-	-	1,485	-1%	1,485
	2023	134	144	148	146	138	211	151	125	150	159	156	125	1,506	▼	1,787
Civil	2024	13	22	11	21	16	8	17	18	12	20	-	-	158	-11%	158
	2023	12	13	29	21	15	11	18	21	21	16	21	10	177	▼	208
Criminal	2024	99	71	65	76	91	48	50	75	95	91	-	-	761	11%	761
	2023	52	56	29	73	61	127	82	49	76	81	94	64	686	▲	844
Concealed Handgun Permits	2024	22	40	38	41	19	11	17	31	22	34	-	-	275	9%	275
	2023	32	23	39	19	22	28	15	21	20	34	15	22	253	▲	290
Miscellaneous/Other	2024	29	31	37	29	37	32	33	20	22	10	-	-	280	-28%	280
	2023	38	51	51	31	40	45	36	34	33	28	26	28	387	▼	441
Others	2024	-	1	1	3	1	1	2	-	2	-	-	-	11	267%	11
	2023	-	1	-	2	-	-	-	-	-	-	-	1	3	▲	4

Filings by Case Category																
Case Categories		Jan	Feb	Mar	Apr	May	Jun	Jul	Aug	Sep	Oct	Nov	Dec	Thru Oct	% Change	Total
Administrative Law	2024	-	-	-	-	-	-	-	-	1	1	-	-	2	100%	2
	2023	-	-	1	-	-	-	-	-	-	-	-	-	1	▲	1
Capital Murder	2024	-	-	-	-	-	-	-	-	-	-	-	-	0	-100%	0
	2023	-	-	-	-	1	-	-	-	-	-	-	-	1	▼	1
Contested Divorce	2024	2	4	2	1	3	-	1	3	-	2	-	-	18	-22%	18
	2023	3	4	-	3	2	1	3	2	2	3	-	-	23	▼	23
Domestic and Family - Level 1	2024	1	5	3	10	2	2	8	3	2	1	-	-	37	-10%	37
	2023	1	2	4	10	2	-	3	9	2	8	5	2	41	▼	48
Domestic and Family - Level 2	2024	-	2	1	-	2	1	-	-	-	-	-	-	6	-50%	6
	2023	-	3	1	-	2	-	4	1	-	-	-	-	12	▼	12
Felonies and Related Matters	2024	83	55	48	62	63	42	34	48	76	60	-	-	571	12%	571
	2023	39	49	21	60	39	98	58	39	55	50	66	36	508	▲	610
General Civil - Level 1	2024	-	-	-	-	-	-	-	-	-	-	-	-	0	-100%	0
	2023	-	-	-	-	1	-	-	-	-	-	-	-	1	▼	1
General Civil - Level 2	2024	4	4	2	3	1	1	3	2	2	3	-	-	25	39%	25
	2023	3	-	4	1	3	2	-	2	3	-	4	2	18	▲	24
General Civil - Level 3	2024	4	3	1	1	1	-	-	3	1	2	-	-	16	-69%	16
	2023	5	2	14	3	1	6	5	5	9	2	3	4	52	▼	59
Miscellaneous Civil	2024	27	47	54	47	32	20	33	39	33	43	-	-	375	-1%	375
	2023	40	34	46	29	42	50	28	36	31	42	26	31	378	▼	435
Misdemeanor	2024	16	16	16	11	26	5	13	25	16	23	-	-	167	1%	167
	2023	12	6	8	13	19	26	22	10	21	29	26	21	166	▲	213
Other	2024	24	25	23	26	26	21	19	13	13	-	-	-	190	-27%	190
	2023	29	41	42	21	20	23	23	19	20	21	14	18	259	▼	291
Other Criminally Related Matters	2024	-	-	1	3	3	1	3	2	3	8	-	-	24	118%	24
	2023	1	1	-	-	2	3	2	-	-	2	2	7	11	▲	20
Probates/Wills & Trusts - Level 1	2024	-	-	-	-	-	-	-	-	-	-	-	-	0	-100%	0
	2023	-	-	-	-	-	-	1	-	-	-	1	-	1	▼	2
Probates/Wills & Trusts - Level 2	2024	-	1	-	-	1	-	1	2	-	-	-	-	5	0%	5
	2023	-	-	3	-	-	1	1	-	-	-	-	-	5	↔	5
Uncontested Divorce	2024	2	3	1	6	4	7	4	4	6	12	-	-	49	69%	49
	2023	1	2	4	6	4	1	1	2	6	2	9	4	29	▲	42

This report reflects the case management system. Numbers will update as reports are refreshed and posted. The case types reported may not necessitate judicial involvement.

Dashboard		Monthly Filings Summary		Jan --- Oct Filings					
<p>Court: Clarke Circuit Start/End Date: Jan-23 / Oct-24 2023 Average Month: 59 Jan-Oct 2023: 591 Filings Trending: ▼</p>	<p>Circuit/Court ID: 26 226043 Type of Case: Filings 2024 Average Month:55 Jan-Oct 2024 : 546 Overall AVG. Month: 57</p>	<p style="text-align: center; font-weight: bold; font-size: 1.2em;">Jan 23 - Oct 24</p>		<table border="1" style="margin: auto; border-collapse: collapse;"> <tr> <td style="text-align: center; width: 50px;">546</td> <td style="text-align: center; width: 50px;">591</td> </tr> <tr> <td style="text-align: center; width: 50px;">2024</td> <td style="text-align: center; width: 50px;">2023</td> </tr> </table>		546	591	2024	2023
546	591								
2024	2023								

Filings by Division																
Divisions		Jan	Feb	Mar	Apr	May	Jun	Jul	Aug	Sep	Oct	Nov	Dec	Thru Oct	% Change	Total
Total	2024	60	49	55	72	54	37	65	48	45	61	-	-	546	-8%	546
	2023	62	53	75	52	52	57	62	70	56	52	69	53	591	▼	713
Civil	2024	10	6	5	17	10	6	6	11	7	8	-	-	86	0%	86
	2023	12	7	12	2	10	8	11	11	5	8	8	13	86	↔	107
Criminal	2024	11	7	18	21	2	3	30	6	3	18	-	-	119	1%	119
	2023	8	8	16	14	5	13	15	17	15	7	30	7	118	▲	155
Concealed Handgun Permits	2024	27	29	29	27	27	20	23	22	25	29	-	-	258	-18%	258
	2023	37	29	42	27	31	31	31	30	25	30	26	31	313	▼	370
Miscellaneous/Other	2024	12	7	3	7	15	8	6	9	10	6	-	-	83	14%	83
	2023	5	9	5	9	5	5	5	12	11	7	5	2	73	▲	80
Others	2024	-	-	-	-	-	-	-	-	-	-	-	-	0	-100%	0
	2023	-	-	-	-	1	-	-	-	-	-	-	-	1	▼	1


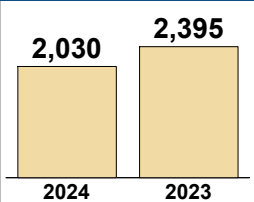
Filings by Case Category																
Case Categories		Jan	Feb	Mar	Apr	May	Jun	Jul	Aug	Sep	Oct	Nov	Dec	Thru Oct	% Change	Total
Administrative Law	2024	-	-	-	-	-	-	-	-	-	-	-	-	0	-100%	0
	2023	-	-	-	-	-	-	-	1	-	-	-	-	1	▼	1
Contested Divorce	2024	2	1	-	1	-	-	1	-	1	1	-	-	7	-13%	7
	2023	2	1	-	-	-	2	1	-	1	1	1	2	8	▼	11
Domestic and Family - Level 1	2024	-	1	-	1	1	1	-	2	1	1	-	-	8	14%	8
	2023	3	-	1	-	-	-	3	-	-	-	1	1	7	▲	9
Domestic and Family - Level 2	2024	2	1	-	1	-	-	-	1	-	-	-	-	5	67%	5
	2023	-	-	-	-	-	1	1	-	-	1	1	1	3	▲	5
Felonies and Related Matters	2024	9	7	12	15	1	-	15	3	3	12	-	-	77	-20%	77
	2023	7	8	14	12	4	7	9	15	14	6	8	7	96	▼	111
General Civil - Level 1	2024	1	-	-	-	-	-	1	-	-	-	-	-	2	100%	2
	2023	-	-	-	-	1	-	-	-	-	-	-	-	1	▲	1
General Civil - Level 2	2024	1	1	-	5	3	-	1	4	2	3	-	-	20	25%	20
	2023	-	-	3	1	3	1	2	2	-	4	3	5	16	▲	24
General Civil - Level 3	2024	-	-	-	5	2	2	1	3	-	1	-	-	14	8%	14
	2023	1	-	4	-	4	-	-	1	3	-	-	-	13	▲	13
Miscellaneous Civil	2024	39	35	32	32	41	27	28	29	33	33	-	-	329	-12%	329
	2023	42	37	45	35	35	35	36	40	33	36	31	32	374	▼	437
Misdemeanor	2024	2	-	6	4	-	1	15	3	-	4	-	-	35	106%	35
	2023	-	2	1	2	1	3	5	2	1	-	11	-	17	▲	28
Other	2024	-	1	1	-	-	1	-	1	3	-	-	-	7	17%	7
	2023	-	1	1	-	1	1	-	-	1	1	1	1	6	▲	7
Other Criminally Related Matters	2024	-	-	-	2	1	2	-	-	-	2	-	-	7	-30%	7
	2023	1	-	2	-	-	3	1	-	1	2	11	-	10	▼	21
Probates/Wills & Trusts - Level 1	2024	1	-	-	-	-	-	-	-	-	-	-	-	1	1	1
	2023	-	-	-	-	-	-	-	-	-	-	-	-	0	↔	0
Probates/Wills & Trusts - Level 2	2024	1	1	2	-	-	1	-	-	-	-	-	-	5	-44%	5
	2023	1	2	1	-	-	-	3	2	-	-	-	1	9	▼	10
Protective Orders	2024	-	-	-	-	-	-	-	1	-	-	-	-	0	-100%	0
	2023	-	-	-	-	-	-	-	-	-	-	-	-	1	▼	1
Uncontested Divorce	2024	2	1	2	6	5	2	3	2	2	4	-	-	29	0%	29
	2023	5	2	3	2	3	4	1	6	2	1	2	3	29	↔	34

Dashboard		Monthly Filings Summary		Jan --- Oct Filings		
Court: Frederick Circuit	Circuit/Court ID: 26 226069			4,143	4,217	
Start/End Date: Jan-23 / Oct-24	Type of Case: Filings				2024	2023
2023 Average Month: 419	2024 Average Month: 414					
Jan-Oct 2023: 4,217	Jan-Oct 2024 : 4,143					
Filings Trending: ↔	Overall AVG. Month: 417					

Filings by Division																
Divisions		Jan	Feb	Mar	Apr	May	Jun	Jul	Aug	Sep	Oct	Nov	Dec	Thru Oct	% Change	Total
Total	2024	427	381	433	423	355	390	409	519	371	435	-	-	4,143	-2%	4,143
	2023	455	465	492	375	477	379	351	410	409	404	460	347	4,217	▼	5,024
Civil	2024	49	29	43	50	50	48	44	46	39	53	-	-	451	-2%	451
	2023	52	41	55	33	49	50	51	44	48	35	71	24	458	▼	553
Criminal	2024	186	129	142	174	145	163	135	263	150	185	-	-	1,672	7%	1,672
	2023	126	171	158	136	206	156	138	150	165	159	185	143	1,565	▲	1,893
Concealed Handgun Permits	2024	144	154	188	147	118	128	167	144	142	149	-	-	1,481	-10%	1,481
	2023	220	192	217	139	163	126	119	144	145	174	167	140	1,639	▼	1,946
Miscellaneous/ Other	2024	48	69	59	51	42	49	63	66	40	48	-	-	535	-2%	535
	2023	54	61	60	65	58	45	43	72	51	36	37	40	545	▼	622
Others	2024	-	-	1	1	-	2	-	-	-	-	-	-	4	-60%	4
	2023	3	-	2	2	1	2	-	-	-	-	-	-	10	▼	10

Filings by Case Category																
Case Categories		Jan	Feb	Mar	Apr	May	Jun	Jul	Aug	Sep	Oct	Nov	Dec	Thru Oct	% Change	Total
Administrative Law	2024	1	-	-	-	1	-	1	1	1	-	-	-	5	400%	5
	2023	-	-	-	-	-	-	-	-	1	-	-	-	1	▲	1
Capital Murder	2024	2	-	-	-	-	-	-	-	-	1	-	-	3	3	3
	2023	-	-	-	-	-	-	-	-	-	-	-	-	0	↔	0
Contested Divorce	2024	7	4	8	7	7	6	6	9	5	3	-	-	62	0%	62
	2023	8	6	8	5	6	6	5	7	7	4	9	3	62	↔	74
Domestic and Family - Level 1	2024	3	2	5	6	6	3	2	3	-	2	-	-	32	-14%	32
	2023	9	5	2	3	1	2	1	4	5	5	5	1	37	▼	43
Domestic and Family - Level 2	2024	2	-	4	5	1	6	6	1	2	8	-	-	35	-5%	35
	2023	2	1	4	1	1	1	13	9	3	2	7	2	37	▼	46
Felonies and Related Matters	2024	129	102	81	127	104	110	98	163	109	132	-	-	1,155	0%	1,155
	2023	94	141	101	113	152	103	101	115	116	117	126	100	1,153	▲	1,379
General Civil - Level 1	2024	1	-	-	-	-	-	-	2	-	1	-	-	4	4	4
	2023	-	-	-	-	-	-	-	-	-	-	-	1	0	↔	1
General Civil - Level 2	2024	12	12	9	14	12	13	21	13	9	11	-	-	126	62%	126
	2023	7	8	10	7	12	7	5	7	6	9	13	6	78	▲	97
General Civil - Level 3	2024	7	1	7	3	7	-	1	4	3	1	-	-	34	-8%	34
	2023	2	3	3	4	4	4	8	4	3	2	4	2	37	▼	43
Miscellaneous Civil	2024	171	189	232	179	141	164	203	183	167	194	-	-	1,823	-7%	1,823
	2023	258	214	248	174	203	157	145	179	182	199	190	164	1,959	▼	2,313
Misdemeanor	2024	48	21	53	42	37	42	31	98	38	46	-	-	456	33%	456
	2023	29	23	44	16	54	44	33	30	40	31	51	39	344	▲	434
Other	2024	20	25	11	14	16	13	17	20	10	3	-	-	149	-27%	149
	2023	18	30	30	27	21	17	10	31	12	9	13	12	205	▼	230
Other Criminally Related Matters	2024	7	6	8	5	4	11	6	2	3	7	-	-	59	-24%	59
	2023	4	7	13	8	3	11	4	5	11	12	9	5	78	▼	92
Probates/Wills & Trusts - Level 1	2024	-	-	-	-	-	-	1	-	-	1	-	-	2	-50%	2
	2023	-	-	-	-	1	-	1	1	1	-	-	-	4	▼	4
Probates/Wills & Trusts - Level 2	2024	4	3	5	6	3	4	5	8	3	7	-	-	48	20%	48
	2023	5	3	8	3	6	7	5	1	1	1	9	1	40	▲	50
Protective Orders	2024	-	1	-	-	-	1	-	-	-	-	-	-	2	-67%	2
	2023	-	-	-	-	1	-	-	2	1	2	-	1	6	▼	7
Uncontested Divorce	2024	13	15	10	15	16	17	11	12	21	18	-	-	148	-16%	148
	2023	19	24	21	14	12	20	20	15	20	11	24	10	176	▼	210

This report reflects the case management system. Numbers will update as reports are refreshed and posted. The case types reported may not necessitate judicial involvement.

Dashboard	Monthly Filings Summary	Jan --- Oct Filings
<p>Court: Page Circuit Start/End Date: Jan-23 / Oct-24 2023 Average Month: 236 Jan-Oct 2023: 2,395 Filings Trending: ▼</p>	<p>Circuit/Court ID: 26 226139 Type of Case: Filings 2024 Average Month: 203 Jan-Oct 2024 : 2,030 Overall AVG. Month: 221</p>	 <p style="text-align: center;">Jan 23 - Oct 24</p>
		 <p style="text-align: center;">2024 2023</p>

Filings by Division																
Divisions		Jan	Feb	Mar	Apr	May	Jun	Jul	Aug	Sep	Oct	Nov	Dec	Thru Oct	% Change	Total
Total	2024	190	172	290	171	191	151	195	218	175	277	-	-	2,030	-15%	2,030
	2023	308	374	207	198	175	255	231	212	215	220	184	251	2,395	▼	2,830
Civil	2024	16	13	18	12	23	13	17	15	26	23	-	-	176	-11%	176
	2023	14	17	20	14	13	11	22	35	30	22	20	14	198	▼	232
Criminal	2024	124	88	215	90	124	100	132	147	89	190	-	-	1,299	-16%	1,299
	2023	200	270	102	127	109	191	162	121	143	125	114	184	1,550	▼	1,848
Concealed Handgun Permits	2024	38	54	42	51	26	28	31	40	45	51	-	-	406	-20%	406
	2023	79	78	64	44	41	43	30	39	31	56	36	39	505	▼	580
Miscellaneous/Other	2024	12	16	15	17	17	10	15	16	15	13	-	-	146	3%	146
	2023	15	9	21	13	12	10	17	17	11	17	14	14	142	▲	170
Others	2024	-	1	-	1	1	-	-	-	-	-	-	-	3	3	3
	2023	-	-	-	-	-	-	-	-	-	-	-	-	0	↔	0

Filings by Case Category																
Case Categories		Jan	Feb	Mar	Apr	May	Jun	Jul	Aug	Sep	Oct	Nov	Dec	Thru Oct	% Change	Total
Administrative Law	2024	-	-	-	-	-	-	-	-	-	-	-	-	0	0	0
	2023	-	-	-	-	-	-	-	-	-	-	-	1	0	↔	1
Capital Murder	2024	-	-	-	-	2	-	-	-	-	-	-	-	2	2	2
	2023	-	-	-	-	-	-	-	-	-	-	-	-	0	↔	0
Contested Divorce	2024	1	2	-	2	-	2	1	5	3	1	-	-	17	-43%	17
	2023	2	2	4	3	2	2	5	3	3	4	2	-	30	▼	32
Domestic and Family - Level 1	2024	1	2	2	-	2	1	2	-	1	-	-	-	11	-59%	11
	2023	2	2	3	-	-	2	8	4	5	1	1	1	27	▼	29
Domestic and Family - Level 2	2024	3	1	3	2	6	-	1	2	-	1	-	-	19	-30%	19
	2023	-	1	2	-	1	2	2	9	2	8	9	4	27	▼	40
Felonies and Related Matters	2024	91	54	168	57	77	82	90	120	60	161	-	-	960	-1%	960
	2023	113	212	53	57	78	95	117	81	85	82	78	112	973	▼	1,163
General Civil - Level 1	2024	-	-	-	-	-	-	1	-	-	-	-	-	1	-50%	1
	2023	-	1	-	-	1	-	-	-	-	-	-	-	2	▼	2
General Civil - Level 2	2024	4	3	4	3	14	-	8	2	5	3	-	-	46	77%	46
	2023	4	3	1	3	3	4	-	2	4	2	3	2	26	▲	31
General Civil - Level 3	2024	3	3	3	1	2	4	3	1	6	4	-	-	30	3%	30
	2023	2	3	-	1	1	-	3	9	10	-	1	8	29	▲	38
Miscellaneous Civil	2024	47	66	53	63	39	37	43	55	60	62	-	-	525	-16%	525
	2023	91	86	84	56	50	50	47	50	41	73	49	50	628	▼	727
Misdemeanor	2024	34	34	45	34	43	18	41	28	29	31	-	-	337	-32%	337
	2023	87	51	36	49	25	92	36	36	44	38	29	72	494	▼	595
Other	2024	-	1	-	2	1	2	-	-	-	-	-	-	6	200%	6
	2023	-	-	-	-	-	-	-	-	1	1	-	-	2	▲	2
Other Criminally Related Matters	2024	-	-	4	-	2	-	1	-	-	-	-	-	7	-92%	7
	2023	-	8	13	21	6	4	9	7	14	5	9	-	87	▼	96
Probates/Wills & Trusts - Level 2	2024	-	-	1	-	2	2	1	2	1	-	-	-	9	29%	9
	2023	-	-	1	1	-	2	1	-	1	1	-	-	7	▲	7
Protective Orders	2024	-	1	1	1	-	-	-	-	-	-	2	-	5	400%	5
	2023	-	-	-	-	1	-	-	-	-	-	-	-	1	▲	1
Uncontested Divorce	2024	6	5	6	6	1	3	3	3	10	12	-	-	55	-11%	55
	2023	7	5	10	7	7	2	3	11	5	5	3	1	62	▼	66

This report reflects the case management system. Numbers will update as reports are refreshed and posted. The case types reported may not necessitate judicial involvement.

CPSS-CCMS-10.01 CASELOAD STATISTICS OF THE CIRCUIT COURTS

Rockingham

January 2023 -- October 2024 Filings

Alexandria and Fairfax Circuit are not Included in State Totals.

Dashboard		Monthly Filings Summary		Jan --- Oct Filings	
Court: Rockingham Circuit Start/End Date: Jan-23 / Oct-24 2023 Average Month: 716 Jan-Oct 2023: 7,175 Filings Trending: ▼	Circuit/Court ID: 26 226165 Type of Case: Filings 2024 Average Month: 693 Jan-Oct 2024 : 6,929 Overall AVG. Month: 705	<p style="font-weight: bold; font-size: 1.2em;">Jan 23 - Oct 24</p>		<div style="display: flex; justify-content: space-around; align-items: center;"> <div style="text-align: center;"> <p style="font-size: 1.5em; font-weight: bold;">6,929</p> <div style="width: 40px; height: 40px; background-color: #f0e68c; margin: 0 auto;"></div> <p style="font-size: 0.8em;">2024</p> </div> <div style="text-align: center;"> <p style="font-size: 1.5em; font-weight: bold;">7,175</p> <div style="width: 40px; height: 40px; background-color: #f0e68c; margin: 0 auto;"></div> <p style="font-size: 0.8em;">2023</p> </div> </div>	

Filings by Division																
Divisions		Jan	Feb	Mar	Apr	May	Jun	Jul	Aug	Sep	Oct	Nov	Dec	Thru Oct	% Change	Total
Total	2024	745	742	740	745	659	675	626	586	666	745	-	-	6,929	-3%	6,929
	2023	757	700	885	657	690	723	606	749	633	775	590	823	7,175	▼	8,588
Civil	2024	78	62	83	61	71	58	78	76	73	77	-	-	717	6%	717
	2023	54	73	107	66	66	66	61	62	68	56	43	69	679	▲	791
Criminal	2024	299	282	284	340	277	277	255	260	270	311	-	-	2,855	-1%	2,855
	2023	274	239	292	234	282	363	228	303	298	373	254	244	2,886	▼	3,384
Concealed Handgun Permits	2024	202	180	199	183	169	146	161	142	176	187	-	-	1,745	-8%	1,745
	2023	236	219	268	188	183	143	170	173	131	176	156	147	1,887	▼	2,190
Miscellaneous/ Other	2024	166	218	174	160	142	193	132	108	147	169	-	-	1,609	-7%	1,609
	2023	192	169	218	169	158	151	147	211	136	170	137	363	1,721	▼	2,221
Others	2024	-	-	-	1	-	1	-	-	-	1	-	-	3	50%	3
	2023	1	-	-	-	1	-	-	-	-	-	-	-	2	▲	2

Filings by Case Category																
Case Categories		Jan	Feb	Mar	Apr	May	Jun	Jul	Aug	Sep	Oct	Nov	Dec	Thru Oct	% Change	Total
Administrative Law	2024	1	-	-	2	-	1	-	-	2	1	-	-	7	17%	7
	2023	-	-	1	-	1	1	1	-	2	-	-	-	6	▲	6
Capital Murder	2024	2	-	-	-	-	-	-	-	-	-	-	-	2	-60%	2
	2023	-	-	-	-	-	-	-	-	1	4	-	-	5	▼	5
Contested Divorce	2024	10	10	8	13	14	16	16	10	14	13	-	-	124	27%	124
	2023	10	14	7	11	12	8	6	7	14	9	10	9	98	▲	117
Domestic and Family - Level 1	2024	27	8	17	8	8	-	7	9	8	4	-	-	96	-1%	96
	2023	8	6	41	12	-	7	10	4	5	4	1	9	97	▼	107
Domestic and Family - Level 2	2024	1	2	6	3	8	2	6	4	7	7	-	-	46	5%	46
	2023	4	1	4	5	11	7	2	5	3	2	4	11	44	▲	59
Felonies and Related Matters	2024	225	221	228	255	200	193	194	197	198	231	-	-	2,142	-2%	2,142
	2023	207	166	242	177	217	273	171	226	224	292	184	178	2,195	▼	2,557
General Civil - Level 1	2024	1	1	2	2	-	3	3	1	1	4	-	-	18	157%	18
	2023	-	-	2	-	4	1	-	-	-	-	-	1	7	▲	8
General Civil - Level 2	2024	13	13	26	9	21	10	15	13	12	19	-	-	151	22%	151
	2023	9	18	14	15	13	19	7	7	8	14	7	13	124	▲	144
General Civil - Level 3	2024	7	7	5	8	3	8	10	12	5	10	-	-	75	4%	75
	2023	6	5	9	10	3	7	10	12	3	7	10	13	72	▲	95
Miscellaneous Civil	2024	240	230	248	238	211	195	213	194	229	243	-	-	2,241	-8%	2,241
	2023	285	266	353	237	232	189	220	239	173	240	198	186	2,434	▼	2,818
Misdemeanor	2024	65	55	50	76	67	78	50	53	66	64	-	-	624	4%	624
	2023	59	66	44	50	53	80	54	68	58	69	50	56	601	▲	707
Other	2024	120	161	115	99	93	138	73	49	89	106	-	-	1,043	-7%	1,043
	2023	139	116	127	111	101	95	96	142	95	100	88	319	1,122	▼	1,529
Other Criminally Related Matters	2024	8	6	6	10	10	6	13	10	7	17	-	-	93	9%	93
	2023	8	7	6	7	12	10	3	9	15	8	20	13	85	▲	118
Probates/Wills & Trusts - Level 1	2024	1	-	-	-	1	1	-	1	-	1	-	-	5	5	5
	2023	-	-	-	-	-	-	-	-	-	-	-	-	0	↔	0
Probates/Wills & Trusts - Level 2	2024	4	3	2	3	1	3	1	3	6	4	-	-	30	-12%	30
	2023	5	5	2	5	4	1	-	2	6	4	2	-	34	▼	36
Protective Orders	2024	-	-	-	-	2	1	1	-	1	2	-	-	7	-65%	7
	2023	-	4	6	-	1	1	3	3	-	2	-	2	20	▼	22
Uncontested Divorce	2024	20	25	27	19	20	20	24	30	21	19	-	-	225	-3%	225
	2023	17	26	27	17	26	24	23	25	26	20	16	13	231	▼	260


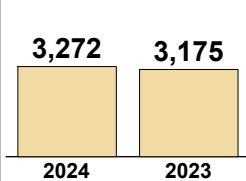
This report reflects the case management system. Numbers will update as reports are refreshed and posted. The case types reported may not necessitate judicial involvement.

Dashboard	Monthly Filings Summary	Jan --- Oct Filings
<p>Court: Shenandoah Circuit Start/End Date: Jan-23 / Oct-24 2023 Average Month: 315 Jan-Oct 2023: 3,125 Filings Trending: ▼</p>	<p>Circuit/Court ID: 26 226171 Type of Case: Filings 2024 Average Month: 287 Jan-Oct 2024 : 2,871 Overall AVG. Month: 302</p>	

Filings by Division																
Divisions		Jan	Feb	Mar	Apr	May	Jun	Jul	Aug	Sep	Oct	Nov	Dec	Thru Oct	% Change	Total
Total	2024	276	291	320	296	250	261	338	299	261	279	-	-	2,871	-8%	2,871
	2023	254	249	317	294	308	414	338	370	271	310	271	379	3,125	▼	3,775
Civil	2024	20	31	31	30	26	26	27	22	19	21	-	-	253	5%	253
	2023	28	15	24	16	33	16	34	23	21	32	35	16	242	▲	293
Criminal	2024	51	89	102	91	63	105	163	123	97	66	-	-	950	-15%	950
	2023	49	79	77	96	137	231	149	88	96	112	120	101	1,114	▼	1,335
Concealed Handgun Permits	2024	102	91	93	97	95	54	68	69	71	110	-	-	850	-22%	850
	2023	135	114	161	108	99	118	79	80	77	114	69	78	1,085	▼	1,232
Miscellaneous/Other	2024	98	71	92	74	62	64	74	69	72	78	-	-	754	13%	754
	2023	42	41	55	74	39	49	70	175	75	50	47	178	670	▲	895
Others	2024	5	9	2	4	4	12	6	16	2	4	-	-	64	357%	64
	2023	-	-	-	-	-	-	6	4	2	2	-	6	14	▲	20

Filings by Case Category																
Case Categories		Jan	Feb	Mar	Apr	May	Jun	Jul	Aug	Sep	Oct	Nov	Dec	Thru Oct	% Change	Total
Administrative Law	2024	-	-	1	-	1	-	-	-	-	-	-	-	2	2	2
	2023	-	-	-	-	-	-	-	-	-	-	1	-	0	↔	1
Contested Divorce	2024	2	3	5	2	7	1	1	4	2	1	-	-	28	-13%	28
	2023	1	6	4	4	2	3	2	5	1	4	3	3	32	▼	38
Domestic and Family - Level 1	2024	3	10	5	9	2	8	5	2	2	1	-	-	47	-8%	47
	2023	7	2	4	1	9	3	14	8	2	1	7	4	51	▼	62
Domestic and Family - Level 2	2024	-	1	-	2	1	-	-	-	1	-	-	-	5	-71%	5
	2023	-	2	-	1	4	-	6	3	1	-	1	-	17	▼	18
Felonies and Related Matters	2024	29	58	35	57	29	53	80	88	63	36	-	-	528	-33%	528
	2023	40	65	61	60	115	108	99	70	83	86	96	38	787	▼	921
General Civil - Level 1	2024	-	-	-	-	-	2	-	-	-	1	-	-	3	200%	3
	2023	-	-	-	-	-	-	-	-	-	1	1	-	1	▲	2
General Civil - Level 2	2024	7	4	8	7	7	5	6	5	6	7	-	-	62	24%	62
	2023	4	1	5	3	6	7	5	4	4	11	10	4	50	▲	64
General Civil - Level 3	2024	2	1	1	4	1	3	2	2	1	4	-	-	21	62%	21
	2023	-	1	2	1	1	2	2	2	1	1	1	4	13	▲	18
Miscellaneous Civil	2024	123	117	111	127	117	80	94	91	90	133	-	-	1,083	-15%	1,083
	2023	148	139	188	127	112	134	102	102	95	131	89	100	1,278	▼	1,467
Misdemeanor	2024	22	22	53	26	27	40	64	32	24	16	-	-	326	9%	326
	2023	8	13	10	23	28	120	45	17	13	21	21	59	298	▲	378
Other	2024	82	54	75	47	42	49	53	59	53	60	-	-	574	20%	574
	2023	28	16	26	56	24	31	49	152	59	37	26	161	478	▲	665
Other Criminally Related Matters	2024	-	9	14	8	7	12	20	3	10	15	-	-	98	158%	98
	2023	1	1	6	14	1	3	5	2	-	5	3	4	38	▲	45
Probates/Wills & Trusts - Level 1	2024	-	-	-	-	-	-	-	-	-	-	-	-	0	-100%	0
	2023	-	-	1	-	1	-	-	-	2	-	1	-	4	▼	5
Probates/Wills & Trusts - Level 2	2024	1	5	2	-	1	1	5	2	2	2	-	-	21	133%	21
	2023	2	-	2	-	-	-	1	2	1	1	-	-	9	▲	9
Protective Orders	2024	-	-	-	-	-	-	-	-	-	-	-	-	0	0	0
	2023	-	-	-	-	-	-	-	-	-	-	1	-	0	↔	1
Uncontested Divorce	2024	5	7	10	7	8	7	8	11	7	3	-	-	73	6%	73
	2023	15	3	8	4	5	3	8	3	9	11	10	2	69	▲	81

This report reflects the case management system. Numbers will update as reports are refreshed and posted. The case types reported may not necessitate judicial involvement.

Dashboard	Monthly Filings Summary	Jan --- Oct Filings
<p>Court: Warren Circuit Start/End Date: Jan-23 / Oct-24 2023 Average Month: 322 Jan-Oct 2023: 3,175 Filings Trending: ▲</p>	<p>Circuit/Court ID: 26 226187 Type of Case: Filings 2024 Average Month: 327 Jan-Oct 2024 : 3,272 Overall AVG. Month: 325</p>  <p style="text-align: center;">Jan 23 - Oct 24</p>	<div style="text-align: center;"> <p>3,272 3,175</p>  <p>2024 2023</p> </div>

Filings by Division																
Divisions		Jan	Feb	Mar	Apr	May	Jun	Jul	Aug	Sep	Oct	Nov	Dec	Thru Oct	% Change	Total
Total	2024	349	311	300	353	332	271	394	375	274	313	-	-	3,272	3%	3,272
	2023	340	324	426	302	305	267	337	312	256	306	323	370	3,175	▲	3,868
Civil	2024	28	35	26	26	35	33	33	24	50	26	-	-	316	5%	316
	2023	20	27	16	55	33	28	34	37	26	24	35	33	300	▲	368
Criminal	2024	162	119	118	167	186	106	216	227	105	125	-	-	1,531	15%	1,531
	2023	142	159	163	108	139	111	154	145	91	116	132	134	1,328	▲	1,594
Concealed Handgun Permits	2024	85	81	87	64	59	59	68	65	57	102	-	-	727	-11%	727
	2023	123	84	109	82	64	65	83	62	69	78	80	54	819	▼	953
Miscellaneous/Other	2024	71	76	69	96	52	73	77	59	61	60	-	-	694	-4%	694
	2023	55	54	138	57	69	63	65	66	70	87	76	149	724	▼	949
Others	2024	3	-	-	-	-	-	-	-	1	-	-	-	4	0%	4
	2023	-	-	-	-	-	-	1	2	-	1	-	-	4	↔	4

Filings by Case Category																
Case Categories		Jan	Feb	Mar	Apr	May	Jun	Jul	Aug	Sep	Oct	Nov	Dec	Thru Oct	% Change	Total
Administrative Law	2024	1	-	-	-	-	-	1	-	-	-	-	-	2	0%	2
	2023	1	-	1	-	-	-	-	-	-	-	-	-	2	↔	2
Capital Murder	2024	-	-	1	-	-	1	-	-	-	-	-	-	2	2	2
	2023	-	-	-	-	-	-	-	-	-	-	-	-	0	↔	0
Contested Divorce	2024	2	4	4	2	4	2	3	2	2	2	-	-	27	13%	27
	2023	-	2	1	4	6	5	1	2	2	1	3	3	24	▲	30
Domestic and Family - Level 1	2024	2	15	-	5	1	7	11	2	22	3	-	-	68	1%	68
	2023	3	3	-	17	6	3	14	7	3	11	20	3	67	▲	90
Domestic and Family - Level 2	2024	2	1	1	1	3	-	2	-	1	4	-	-	15	-42%	15
	2023	-	1	3	13	1	2	4	-	1	1	-	3	26	▼	29
Felonies and Related Matters	2024	126	91	79	121	128	66	170	141	81	91	-	-	1,094	14%	1,094
	2023	99	107	119	88	92	78	131	97	69	78	101	102	958	▲	1,161
General Civil - Level 1	2024	1	-	-	-	-	1	-	-	-	-	-	-	2	0%	2
	2023	-	1	-	-	-	-	-	-	1	-	-	-	2	↔	3
General Civil - Level 2	2024	7	7	6	5	7	11	6	8	12	5	-	-	74	68%	74
	2023	3	4	1	2	8	7	2	6	8	3	6	9	44	▲	59
General Civil - Level 3	2024	3	1	3	3	8	4	5	2	8	3	-	-	40	186%	40
	2023	2	3	1	4	1	-	-	2	-	1	2	8	14	▲	24
Miscellaneous Civil	2024	105	104	110	86	78	81	96	85	83	128	-	-	956	-10%	956
	2023	143	107	140	105	82	88	102	89	98	104	98	69	1,058	▼	1,225
Misdemeanor	2024	28	26	30	30	49	35	38	55	23	30	-	-	344	21%	344
	2023	33	40	39	17	33	15	23	33	20	31	25	29	284	▲	338
Other	2024	57	50	45	76	34	51	46	38	36	35	-	-	468	-4%	468
	2023	33	32	106	31	49	44	46	41	43	61	56	134	486	▼	676
Other Criminally Related Matters	2024	8	2	8	16	9	4	8	31	1	4	-	-	91	3%	91
	2023	10	12	5	3	14	18	1	15	3	7	7	3	88	▲	98
Probates/Wills & Trusts - Level 1	2024	-	1	1	-	-	-	-	-	-	-	-	-	2	2	2
	2023	-	-	-	-	-	-	-	-	-	-	-	-	0	↔	0
Probates/Wills & Trusts - Level 2	2024	3	1	2	-	2	-	-	3	-	3	-	-	14	-33%	14
	2023	5	2	2	2	3	1	1	2	1	2	1	1	21	▼	23
Uncontested Divorce	2024	4	8	10	8	9	8	8	8	5	5	-	-	73	-28%	73
	2023	8	10	8	16	10	6	12	17	8	6	4	5	101	▼	110

Dashboard		Monthly Filings Summary		Jan --- Oct Filings	
<p>Court: Winchester Circuit Start/End Date: Jan-23 / Oct-24 2023 Average Month: 188 Jan-Oct 2023: 1,882 Filings Trending: ▲</p>	<p>Circuit/Court ID: 26 226840 Type of Case: Filings 2024 Average Month: 229 Jan-Oct 2024 : 2,287 Overall AVG. Month: 206</p>	<p style="text-align: center; font-weight: bold; font-size: 1.2em;">Jan 23 - Oct 24</p>		<div style="display: flex; justify-content: space-around; align-items: center;"> <div style="text-align: center;"> <p style="font-size: 1.5em; font-weight: bold;">2,287</p> <p style="font-size: 0.8em;">2024</p> </div> <div style="text-align: center;"> <p style="font-size: 1.5em; font-weight: bold;">1,882</p> <p style="font-size: 0.8em;">2023</p> </div> </div>	

Filings by Division																
Divisions		Jan	Feb	Mar	Apr	May	Jun	Jul	Aug	Sep	Oct	Nov	Dec	Thru Oct	% Change	Total
Total	2024	185	194	186	290	184	230	220	280	251	267	-	-	2,287	22%	2,287
	2023	228	156	192	161	203	180	152	222	222	166	227	145	1,882	▲	2,254
Civil	2024	12	19	16	54	18	16	19	21	20	16	-	-	211	-14%	211
	2023	38	24	17	18	21	27	16	34	30	21	20	19	246	▼	285
Criminal	2024	105	109	117	169	112	157	114	193	176	195	-	-	1,447	33%	1,447
	2023	123	80	116	90	119	94	95	130	147	95	148	81	1,089	▲	1,318
Concealed Handgun Permits	2024	26	23	22	29	22	28	38	16	17	24	-	-	245	10%	245
	2023	42	23	25	27	18	18	13	18	17	22	22	12	223	▲	257
Miscellaneous/Other	2024	42	42	31	37	29	27	39	50	38	31	-	-	366	17%	366
	2023	24	29	32	26	44	40	26	38	28	27	36	32	314	▲	382
Others	2024	-	1	-	1	3	2	10	-	-	1	-	-	18	80%	18
	2023	1	-	2	-	1	1	2	2	-	1	1	1	10	▲	12

Filings by Case Category																
Case Categories		Jan	Feb	Mar	Apr	May	Jun	Jul	Aug	Sep	Oct	Nov	Dec	Thru Oct	% Change	Total
Contested Divorce	2024	-	1	2	3	3	2	1	5	1	-	-	-	18	-25%	18
	2023	3	1	3	4	3	2	1	3	2	2	4	2	24	▼	30
Domestic and Family - Level 1	2024	1	4	4	19	2	4	2	7	6	5	-	-	54	-18%	54
	2023	17	9	3	-	3	9	-	5	12	8	1	1	66	▼	68
Domestic and Family - Level 2	2024	-	2	-	1	6	2	4	-	3	1	-	-	19	-24%	19
	2023	4	4	1	4	1	2	1	5	1	2	1	-	25	▼	26
Felonies and Related Matters	2024	73	81	74	141	87	125	72	144	136	161	-	-	1,094	27%	1,094
	2023	93	61	93	64	98	80	77	103	115	78	114	73	862	▲	1,049
General Civil - Level 1	2024	-	1	-	1	-	-	-	1	-	1	-	-	4	-56%	4
	2023	2	-	3	-	1	-	-	1	1	1	2	-	9	▼	11
General Civil - Level 2	2024	4	3	3	11	3	5	4	3	6	2	-	-	44	16%	44
	2023	2	7	2	3	4	6	3	6	4	1	2	8	38	▲	48
General Civil - Level 3	2024	2	1	1	3	2	2	2	2	2	3	-	-	20	67%	20
	2023	3	-	1	2	1	1	-	1	3	-	2	4	12	▲	18
Miscellaneous Civil	2024	41	38	36	45	36	38	48	34	31	39	-	-	386	15%	386
	2023	52	33	35	40	30	33	24	32	28	30	35	23	337	▲	395
Misdemeanor	2024	26	21	36	35	23	29	38	42	32	31	-	-	313	61%	313
	2023	27	13	21	22	18	14	14	20	29	17	29	5	195	▲	229
Other	2024	26	27	17	19	16	18	37	30	22	16	-	-	228	9%	228
	2023	14	17	24	13	33	27	17	26	18	20	25	20	209	▲	254
Other Criminally Related Matters	2024	6	7	7	3	2	3	5	7	8	3	-	-	51	55%	51
	2023	3	6	2	4	3	-	4	7	3	1	5	3	33	▲	41
Probates/Wills & Trusts - Level 2	2024	1	2	1	2	1	-	1	1	2	3	-	-	14	-33%	14
	2023	4	5	2	2	-	-	3	1	1	3	1	2	21	▼	24
Protective Orders	2024	1	-	-	-	-	-	1	-	-	-	-	-	2	100%	2
	2023	-	-	-	-	-	1	-	-	-	-	2	-	1	▲	3
Uncontested Divorce	2024	4	6	5	7	3	2	5	4	2	2	-	-	40	-20%	40
	2023	4	-	2	3	8	5	8	12	5	3	4	4	50	▼	58

This report reflects the case management system. Numbers will update as reports are refreshed and posted. The case types reported may not necessitate judicial involvement.

Dashboard		Monthly Filings Summary		Jan --- Oct Filings					
<p>Court: Bland Circuit Start/End Date: Jan-23 / Oct-24 2023 Average Month: 40 Jan-Oct 2023: 396 Filings Trending: ↔</p>	<p>Circuit/Court ID: 27 227021 Type of Case: Filings 2024 Average Month: 41 Jan-Oct 2024 : 405 Overall AVG. Month: 40</p>	<p style="text-align: center; font-weight: bold; color: white;">Jan 23 - Oct 24</p>		<table style="margin: auto;"> <tr> <td style="text-align: center; width: 50px;">405</td> <td style="text-align: center; width: 50px;">396</td> </tr> <tr> <td style="text-align: center; width: 50px;">2024</td> <td style="text-align: center; width: 50px;">2023</td> </tr> </table>		405	396	2024	2023
405	396								
2024	2023								

Filings by Division																
Divisions		Jan	Feb	Mar	Apr	May	Jun	Jul	Aug	Sep	Oct	Nov	Dec	Thru Oct	% Change	Total
Total	2024	35	36	41	39	42	41	39	40	49	43	-	-	405	2%	405
	2023	36	57	76	25	40	36	21	34	35	36	57	29	396	▲	482
Civil	2024	7	3	1	4	11	8	3	5	7	2	-	-	51	50%	51
	2023	4	2	5	1	-	6	4	3	5	4	8	2	34	▲	44
Criminal	2024	10	9	3	9	11	7	3	21	28	9	-	-	110	34%	110
	2023	8	10	18	-	6	4	5	14	9	8	19	13	82	▲	114
Concealed Handgun Permits	2024	14	24	33	20	18	18	29	12	14	26	-	-	208	-14%	208
	2023	22	36	47	23	27	20	9	16	19	23	24	14	242	▼	280
Miscellaneous/Other	2024	4	-	4	6	2	7	4	2	-	6	-	-	35	-8%	35
	2023	2	9	6	1	7	6	3	1	2	1	6	-	38	▼	44
Others	2024	-	-	-	-	-	1	-	-	-	-	-	-	1	1	1
	2023	-	-	-	-	-	-	-	-	-	-	-	-	0	↔	0

Filings by Case Category																
Case Categories		Jan	Feb	Mar	Apr	May	Jun	Jul	Aug	Sep	Oct	Nov	Dec	Thru Oct	% Change	Total
Capital Murder	2024	-	-	-	-	-	-	-	-	-	-	-	-	0	0	0
	2023	-	-	-	-	-	-	-	-	-	-	-	1	-	0	↔
Contested Divorce	2024	1	1	-	1	2	1	-	-	1	-	-	-	7	17%	7
	2023	-	-	-	-	-	3	2	-	1	-	-	-	6	▲	6
Domestic and Family - Level 1	2024	-	-	1	-	6	1	-	-	2	1	-	-	11	83%	11
	2023	-	-	4	-	-	-	-	2	-	-	-	-	6	▲	6
Domestic and Family - Level 2	2024	1	-	-	1	-	-	-	-	1	-	-	-	3	-50%	3
	2023	2	-	-	-	-	1	-	1	-	2	-	-	6	▼	6
Felonies and Related Matters	2024	10	6	2	7	9	4	-	18	28	7	-	-	91	30%	91
	2023	8	5	18	-	5	4	5	12	7	6	14	11	70	▲	95
General Civil - Level 2	2024	2	-	-	1	-	1	-	2	2	-	-	-	8	-27%	8
	2023	-	5	1	-	1	2	-	1	-	-	1	1	11	▼	13
General Civil - Level 3	2024	2	-	-	-	-	-	-	-	-	1	-	-	3	-25%	3
	2023	2	-	-	-	-	-	-	1	-	1	1	-	4	▼	5
Miscellaneous Civil	2024	18	24	37	25	21	25	33	13	14	31	-	-	241	-11%	241
	2023	24	41	52	24	33	25	11	17	21	24	30	14	272	▼	316
Misdemeanor	2024	-	3	1	1	2	3	3	3	-	2	-	-	18	100%	18
	2023	-	5	-	-	-	-	-	1	2	1	4	1	9	▲	14
Other	2024	-	-	-	-	-	2	-	-	-	-	-	-	2	2	2
	2023	-	-	-	-	-	-	-	-	-	-	-	-	0	↔	0
Other Criminally Related Matters	2024	-	-	-	1	-	-	-	-	-	-	-	-	1	-67%	1
	2023	-	-	-	-	1	-	-	1	-	1	-	1	3	▼	4
Probates/Wills & Trusts - Level 2	2024	-	1	-	-	-	-	-	-	-	-	-	-	1	-50%	1
	2023	-	-	-	1	-	-	1	-	-	-	1	-	2	▼	3
Uncontested Divorce	2024	1	1	-	2	2	4	3	4	1	1	-	-	19	171%	19
	2023	-	1	1	-	-	1	-	-	4	-	5	1	7	▲	13

This report reflects the case management system. Numbers will update as reports are refreshed and posted. The case types reported may not necessitate judicial involvement.

CPSS-CCMS-10.01 CASELOAD STATISTICS OF THE CIRCUIT COURTS

Carroll

January 2023 -- October 2024 Filings

Alexandria and Fairfax Circuit are not Included in State Totals.

Dashboard		Monthly Filings Summary		Jan --- Oct Filings					
Court: Carroll Circuit	Circuit/Court ID: 27 227035			<table border="1"> <tr> <td>2,820</td> <td>2,975</td> </tr> <tr> <td>2024</td> <td>2023</td> </tr> </table>		2,820	2,975	2024	2023
2,820	2,975								
2024	2023								
Start/End Date: Jan-23 / Oct-24	Type of Case: Filings								
2023 Average Month: 290	2024 Average Month: 282								
Jan-Oct 2023: 2,975	Jan-Oct 2024 : 2,820								
Filings Trending: ▼	Overall AVG. Month: 286								

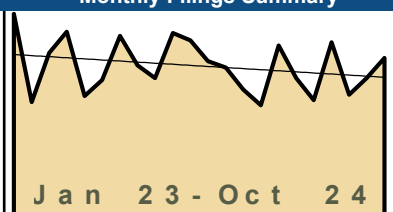
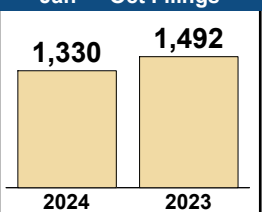
Filings by Division																
Divisions		Jan	Feb	Mar	Apr	May	Jun	Jul	Aug	Sep	Oct	Nov	Dec	Thru Oct	% Change	Total
Total	2024	273	365	373	301	275	253	244	241	284	211	-	-	2,820	-5%	2,820
	2023	397	257	390	315	277	343	199	271	275	251	178	326	2,975	▼	3,479
Civil	2024	19	24	29	28	34	27	25	16	24	28	-	-	254	-6%	254
	2023	32	18	30	37	28	26	28	17	21	33	19	18	270	▼	307
Criminal	2024	86	101	166	128	120	142	111	117	162	77	-	-	1,210	1%	1,210
	2023	165	91	125	122	108	170	53	113	164	88	46	161	1,199	▲	1,406
Concealed Handgun Permits	2024	106	91	106	79	77	48	56	65	66	82	-	-	776	-27%	776
	2023	150	103	180	121	103	97	81	91	53	87	77	85	1,066	▼	1,228
Miscellaneous/Other	2024	62	149	72	64	43	36	51	43	32	24	-	-	576	32%	576
	2023	50	45	55	35	38	48	37	50	37	43	36	61	438	▲	535
Others	2024	-	-	-	2	1	-	1	-	-	-	-	-	4	100%	4
	2023	-	-	-	-	-	2	-	-	-	-	-	1	2	▲	3

Filings by Case Category																
Case Categories		Jan	Feb	Mar	Apr	May	Jun	Jul	Aug	Sep	Oct	Nov	Dec	Thru Oct	% Change	Total
Administrative Law	2024	-	-	-	-	-	-	1	1	-	-	-	-	2	100%	2
	2023	-	-	-	-	-	-	-	-	1	-	-	-	1	▲	1
Capital Murder	2024	-	-	-	-	-	-	-	-	-	-	-	-	0	-100%	0
	2023	-	-	1	-	-	-	-	-	-	-	-	-	1	▼	1
Contested Divorce	2024	4	1	3	2	-	1	1	2	2	3	-	-	19	-41%	19
	2023	4	1	6	3	2	5	3	1	3	4	1	4	32	▼	37
Domestic and Family - Level 1	2024	1	1	13	5	14	2	5	1	2	1	-	-	45	10%	45
	2023	12	4	7	2	1	1	1	2	3	8	6	4	41	▲	51
Domestic and Family - Level 2	2024	1	2	3	1	5	3	-	1	1	1	-	-	18	-28%	18
	2023	2	-	8	1	7	1	7	1	-	6	1	2	25	▼	28
Felonies and Related Matters	2024	75	76	148	88	108	116	98	101	132	60	-	-	1,002	3%	1,002
	2023	142	74	108	87	79	137	28	98	149	70	36	140	972	▲	1,148
General Civil - Level 1	2024	1	-	-	-	1	1	-	-	-	1	-	-	4	-33%	4
	2023	1	-	-	-	1	-	2	1	-	1	1	-	6	▼	7
General Civil - Level 2	2024	3	2	-	4	3	5	3	3	5	7	-	-	35	-27%	35
	2023	2	3	4	6	10	2	8	6	1	6	2	2	48	▼	52
General Civil - Level 3	2024	3	5	2	3	2	1	3	2	1	5	-	-	27	42%	27
	2023	2	-	1	4	3	3	2	1	2	1	1	2	19	▲	22
Miscellaneous Civil	2024	114	112	126	107	103	64	73	74	79	97	-	-	949	-22%	949
	2023	171	113	205	137	109	115	95	104	66	101	93	94	1,216	▼	1,403
Misdemeanor	2024	4	17	12	11	9	9	10	8	22	6	-	-	108	-5%	108
	2023	10	12	13	11	16	16	7	12	3	14	6	4	114	▼	124
Other	2024	54	129	52	38	18	20	34	34	18	9	-	-	406	42%	406
	2023	28	34	28	20	33	31	22	35	24	30	21	53	285	▲	359
Other Criminally Related Matters	2024	7	8	9	31	3	17	3	10	11	11	-	-	110	-6%	110
	2023	13	6	6	24	13	18	18	3	12	4	5	17	117	▼	139
Probates/Wills & Trusts - Level 1	2024	1	-	-	-	1	-	1	-	-	1	-	-	4	0%	4
	2023	1	2	-	-	-	-	-	-	1	-	-	-	4	↔	4
Probates/Wills & Trusts - Level 2	2024	1	4	2	4	1	2	2	1	6	3	-	-	26	37%	26
	2023	1	2	3	-	2	2	3	1	4	1	1	-	19	▲	20
Uncontested Divorce	2024	4	8	3	7	7	12	10	3	5	6	-	-	65	-13%	65
	2023	8	6	8	13	7	6	10	6	6	5	4	4	75	▼	83

Dashboard		Monthly Filings Summary		Jan --- Oct Filings					
<p>Court: Floyd Circuit Start/End Date: Jan-23 / Oct-24 2023 Average Month: 94 Jan-Oct 2023: 999 Filings Trending: ↔</p>	<p>Circuit/Court ID: 27 227063 Type of Case: Filings 2024 Average Month: 99 Jan-Oct 2024 : 987 Overall AVG. Month: 96</p>	<p style="text-align: center; font-weight: bold; font-size: 1.2em;">Jan 23 - Oct 24</p>		<table border="1" style="margin: auto; border-collapse: collapse;"> <tr> <td style="width: 50%; text-align: center; font-size: 1.5em; font-weight: bold;">987</td> <td style="width: 50%; text-align: center; font-size: 1.5em; font-weight: bold;">999</td> </tr> <tr> <td style="text-align: center; font-weight: bold;">2024</td> <td style="text-align: center; font-weight: bold;">2023</td> </tr> </table>		987	999	2024	2023
987	999								
2024	2023								

Filings by Division																
Divisions		Jan	Feb	Mar	Apr	May	Jun	Jul	Aug	Sep	Oct	Nov	Dec	Thru Oct	% Change	Total
Total	2024	121	82	121	110	78	86	129	67	84	109	-	-	987	-1%	987
	2023	163	100	117	100	86	90	116	62	59	106	67	60	999	▼	1,126
Civil	2024	12	8	34	8	7	18	6	8	7	9	-	-	117	7%	117
	2023	11	11	10	17	11	15	13	12	4	5	12	10	109	▲	131
Criminal	2024	70	25	16	38	8	27	75	13	22	33	-	-	327	-17%	327
	2023	85	22	33	43	29	28	66	10	26	54	22	14	396	▼	432
Concealed Handgun Permits	2024	29	44	54	49	51	33	34	27	43	56	-	-	420	8%	420
	2023	56	50	61	27	39	40	27	33	21	36	24	27	390	▲	441
Miscellaneous/ Other	2024	10	5	17	15	12	8	14	19	12	11	-	-	123	18%	123
	2023	11	17	13	13	7	7	10	7	8	11	9	9	104	▲	122

Filings by Case Category																
Case Categories		Jan	Feb	Mar	Apr	May	Jun	Jul	Aug	Sep	Oct	Nov	Dec	Thru Oct	% Change	Total
Contested Divorce	2024	-	2	1	1	1	1	3	1	1	-	-	-	11	-27%	11
	2023	1	2	2	1	2	1	3	1	2	-	-	3	3	15	▼
Domestic and Family - Level 1	2024	6	2	20	-	2	1	-	-	-	2	-	-	33	14%	33
	2023	-	2	6	9	2	5	-	4	-	1	6	3	29	▲	38
Domestic and Family - Level 2	2024	-	1	3	2	-	1	1	1	1	2	-	-	12	50%	12
	2023	-	-	1	2	3	-	2	-	-	-	-	-	8	▲	8
Felonies and Related Matters	2024	59	13	11	25	2	12	61	6	10	30	-	-	229	-15%	229
	2023	61	13	26	33	11	16	53	6	18	31	11	9	268	▼	288
General Civil - Level 1	2024	-	-	-	-	-	-	1	-	-	-	-	-	1	1	1
	2023	-	-	-	-	-	-	-	-	-	-	-	-	0	↔	0
General Civil - Level 2	2024	1	-	2	2	2	3	-	1	1	-	-	-	12	-40%	12
	2023	2	4	2	1	2	2	4	2	-	1	1	1	20	▼	22
General Civil - Level 3	2024	-	1	1	-	1	2	-	-	1	1	-	-	7	-53%	7
	2023	2	-	4	1	7	1	1	-	-	-	1	1	15	▼	17
Miscellaneous Civil	2024	39	49	71	62	61	41	47	45	55	66	-	-	536	11%	536
	2023	67	64	72	37	44	46	36	40	29	47	29	35	482	▲	546
Misdemeanor	2024	10	12	5	13	5	14	14	6	12	4	-	-	95	-20%	95
	2023	23	7	5	10	18	12	13	4	5	22	10	4	119	▼	133
Other	2024	1	-	-	-	-	-	-	-	-	-	-	-	1	-50%	1
	2023	-	-	-	1	-	-	-	1	-	-	-	-	2	▼	2
Other Criminally Related Matters	2024	1	-	-	-	1	1	-	1	-	-	-	-	4	-56%	4
	2023	1	2	2	-	-	-	-	-	3	1	1	1	9	▼	11
Probates/Wills & Trusts - Level 1	2024	-	-	-	-	-	1	-	-	-	-	-	-	1	0%	1
	2023	-	1	-	-	-	-	-	-	-	-	-	-	1	↔	1
Probates/Wills & Trusts - Level 2	2024	1	-	-	-	-	1	-	2	2	-	-	-	6	0%	6
	2023	2	-	-	1	-	-	1	1	-	1	2	2	6	↔	10
Protective Orders	2024	-	1	-	1	1	-	1	-	-	1	-	-	5	150%	5
	2023	1	1	-	-	-	-	-	-	-	-	-	-	2	▲	2
Uncontested Divorce	2024	3	1	7	4	2	8	1	4	1	3	-	-	34	48%	34
	2023	3	4	1	1	3	1	3	3	2	2	3	1	23	▲	27

Dashboard	Monthly Filings Summary	Jan --- Oct Filings
<p>Court: Giles Circuit Start/End Date: Jan-23 / Oct-24 2023 Average Month: 151 Jan-Oct 2023: 1,492 Filings Trending: ▼</p>	<p>Circuit/Court ID: 27 227071 Type of Case: Filings 2024 Average Month: 133 Jan-Oct 2024 : 1,330 Overall AVG. Month: 143</p>  <p style="text-align: center;">Jan 23 - Oct 24</p>	<p style="text-align: center;">1,330 1,492</p>  <p style="text-align: center;">2024 2023</p>

Filings by Division																
Divisions		Jan	Feb	Mar	Apr	May	Jun	Jul	Aug	Sep	Oct	Nov	Dec	Thru Oct	% Change	Total
Total	2024	141	120	105	162	131	110	165	115	131	150	-	-	1,330	-11%	1,330
	2023	192	108	155	175	114	129	171	143	131	174	167	147	1,492	▼	1,806
Civil	2024	19	22	14	14	7	17	18	12	15	12	-	-	150	-16%	150
	2023	6	12	16	15	25	13	18	22	31	21	12	8	179	▼	199
Criminal	2024	48	31	32	85	56	37	75	49	57	77	-	-	547	4%	547
	2023	89	9	33	78	29	51	71	45	44	76	98	19	525	▲	642
Concealed Handgun Permits	2024	30	43	33	30	39	24	40	21	32	41	-	-	333	-32%	333
	2023	75	51	75	60	36	36	48	39	30	39	35	31	489	▼	555
Miscellaneous/Other	2024	43	24	26	33	29	32	32	32	25	17	-	-	293	0%	293
	2023	22	35	30	22	24	28	34	36	26	36	22	89	293	↔	404
Others	2024	1	-	-	-	-	-	-	1	2	3	-	-	7	17%	7
	2023	-	1	1	-	-	1	-	1	-	2	-	-	6	▲	6

Filings by Case Category																
Case Categories		Jan	Feb	Mar	Apr	May	Jun	Jul	Aug	Sep	Oct	Nov	Dec	Thru Oct	% Change	Total
Administrative Law	2024	-	-	-	-	-	-	-	-	-	-	-	-	0	-100%	0
	2023	-	-	-	-	-	-	-	1	-	-	-	-	1	▼	1
Contested Divorce	2024	2	1	1	-	-	3	3	2	-	2	-	-	14	-18%	14
	2023	2	4	2	3	4	-	-	-	1	1	1	1	17	▼	19
Domestic and Family - Level 1	2024	9	12	1	1	2	4	12	-	5	2	-	-	48	-42%	48
	2023	1	-	4	1	14	6	12	12	26	7	5	1	83	▼	89
Domestic and Family - Level 2	2024	2	-	1	4	-	1	-	-	-	1	-	-	9	13%	9
	2023	-	-	1	-	-	2	1	2	1	1	-	1	8	▲	9
Felonies and Related Matters	2024	39	12	21	74	46	16	58	13	32	62	-	-	373	15%	373
	2023	49	5	16	53	18	34	49	26	23	51	72	9	324	▲	405
General Civil - Level 1	2024	-	-	-	-	-	-	-	-	-	-	-	-	0	-100%	0
	2023	-	-	-	-	-	-	-	-	1	1	2	-	2	▼	4
General Civil - Level 2	2024	1	2	2	2	2	2	-	1	5	3	-	-	20	18%	20
	2023	-	4	2	4	1	-	1	1	2	2	1	-	17	▲	18
General Civil - Level 3	2024	-	4	-	2	-	4	2	3	1	-	-	-	16	7%	16
	2023	1	2	1	1	2	2	1	2	1	2	-	2	15	▲	17
Miscellaneous Civil	2024	37	50	43	41	48	35	51	32	45	43	-	-	425	-26%	425
	2023	78	64	86	66	40	40	59	50	40	51	40	38	574	▼	652
Misdemeanor	2024	9	15	9	11	10	21	16	18	25	15	-	-	149	-21%	149
	2023	38	3	17	22	10	17	21	16	19	25	22	8	188	▼	218
Other	2024	36	16	18	21	19	21	20	23	14	18	-	-	206	1%	206
	2023	19	20	20	16	19	23	21	25	14	27	16	82	204	▲	302
Other Criminally Related Matters	2024	-	4	2	-	-	-	1	18	-	-	-	-	25	79%	25
	2023	2	1	-	3	1	-	1	3	2	1	4	2	14	▲	20
Probates/Wills & Trusts - Level 2	2024	1	1	-	-	1	1	1	-	2	1	-	-	8	-43%	8
	2023	2	1	2	1	-	1	1	2	-	4	2	-	14	▼	16
Protective Orders	2024	-	-	-	-	-	-	-	-	-	-	-	-	0	-100%	0
	2023	-	-	-	-	1	-	-	-	-	-	-	-	1	▼	1
Uncontested Divorce	2024	5	3	7	6	3	2	1	5	2	3	-	-	37	23%	37
	2023	-	4	4	5	4	4	4	3	1	1	2	3	30	▲	35

This report reflects the case management system. Numbers will update as reports are refreshed and posted. The case types reported may not necessitate judicial involvement.

Dashboard		Monthly Filings Summary		Jan --- Oct Filings	
<p>Court: Grayson Circuit Start/End Date: Jan-23 / Oct-24 2023 Average Month: 176 Jan-Oct 2023: 1,850 Filings Trending: ▼</p>	<p>Circuit/Court ID: 27 227077 Type of Case: Filings 2024 Average Month: 156 Jan-Oct 2024 : 1,563 Overall AVG. Month: 167</p>	<p>Jan 23 - Oct 24</p>		<p>2024: 1,563 2023: 1,850</p>	

Filings by Division																
Divisions		Jan	Feb	Mar	Apr	May	Jun	Jul	Aug	Sep	Oct	Nov	Dec	Thru Oct	% Change	Total
Total	2024	159	177	135	184	201	130	134	113	127	203	-	-	1,563	-16%	1,563
	2023	250	166	244	180	169	176	194	130	113	228	135	127	1,850	▼	2,112
Civil	2024	19	21	17	17	19	26	16	19	13	15	-	-	182	-24%	182
	2023	12	17	35	24	24	34	19	17	26	31	19	17	239	▼	275
Criminal	2024	60	78	50	97	122	41	72	36	52	101	-	-	709	-10%	709
	2023	126	50	75	80	62	71	118	50	33	123	51	52	788	▼	891
Concealed Handgun Permits	2024	51	50	44	43	36	41	31	41	45	61	-	-	443	-21%	443
	2023	80	76	95	53	57	49	29	31	38	53	52	33	561	▼	646
Miscellaneous/ Other	2024	29	28	24	27	23	22	15	17	15	26	-	-	226	-13%	226
	2023	32	23	39	23	26	22	28	32	16	20	13	25	261	▼	299
Others	2024	-	-	-	-	1	-	-	-	2	-	-	-	3	200%	3
	2023	-	-	-	-	-	-	-	-	-	1	-	-	1	▲	1

Filings by Case Category																
Case Categories		Jan	Feb	Mar	Apr	May	Jun	Jul	Aug	Sep	Oct	Nov	Dec	Thru Oct	% Change	Total
Administrative Law	2024	-	-	-	-	-	-	-	-	-	-	-	-	0	-100%	0
	2023	-	-	-	-	-	-	-	1	-	-	-	-	1	▼	1
Capital Murder	2024	-	-	-	-	-	-	-	-	-	-	-	-	0	-100%	0
	2023	-	-	-	-	-	-	1	-	-	-	-	-	1	▼	1
Contested Divorce	2024	4	-	1	1	3	2	-	3	1	2	-	-	17	13%	17
	2023	1	1	2	1	1	3	2	-	2	2	1	1	15	▲	17
Domestic and Family - Level 1	2024	2	4	1	4	3	3	5	-	1	-	-	-	23	-56%	23
	2023	6	2	19	4	4	5	5	1	2	4	6	2	52	▼	60
Domestic and Family - Level 2	2024	4	2	1	1	4	1	-	3	2	4	-	-	22	22%	22
	2023	-	2	1	1	3	2	-	-	9	-	-	-	18	▲	18
Felonies and Related Matters	2024	45	56	42	89	105	26	52	25	41	87	-	-	568	-4%	568
	2023	98	38	65	69	40	51	94	31	19	89	35	36	594	▼	665
General Civil - Level 1	2024	-	-	-	-	-	-	-	-	-	1	-	-	1	0%	1
	2023	1	-	-	-	-	-	-	-	-	-	-	-	1	↔	1
General Civil - Level 2	2024	-	2	2	4	1	6	3	-	1	5	-	-	24	33%	24
	2023	1	1	-	4	1	1	-	4	5	1	4	1	18	▲	23
General Civil - Level 3	2024	4	8	4	1	3	7	4	7	1	2	-	-	41	-33%	41
	2023	2	2	4	4	10	17	2	2	3	15	4	6	61	▼	71
Miscellaneous Civil	2024	54	58	49	48	42	49	34	45	50	68	-	-	497	-21%	497
	2023	84	79	102	61	66	59	40	40	43	56	56	39	630	▼	725
Misdemeanor	2024	13	20	6	8	16	13	19	11	8	14	-	-	128	-28%	128
	2023	23	10	9	11	19	19	23	21	10	34	12	13	179	▼	204
Other	2024	27	22	20	21	19	15	13	14	13	15	-	-	179	-11%	179
	2023	26	19	34	16	18	14	21	24	12	17	11	20	201	▼	232
Other Criminally Related Matters	2024	2	3	2	1	1	3	1	-	3	-	-	-	16	-30%	16
	2023	5	3	1	1	3	2	2	-	4	2	4	3	23	▼	30
Probates/Wills & Trusts - Level 2	2024	1	-	2	1	-	-	-	3	1	-	-	-	8	-50%	8
	2023	1	2	5	3	1	1	2	1	-	-	2	1	16	▼	19
Protective Orders	2024	-	-	-	-	-	-	-	-	-	-	-	-	0	0	0
	2023	-	-	-	-	-	-	-	-	-	-	-	1	0	↔	1
Uncontested Divorce	2024	3	2	5	5	4	5	3	2	5	5	-	-	39	-3%	39
	2023	2	7	2	5	3	2	2	5	4	8	-	4	40	▼	44

CPSS-CCMS-10.01 CASELOAD STATISTICS OF THE CIRCUIT COURTS

Montgomery

January 2023 -- October 2024 Filings

Alexandria and Fairfax Circuit are not Included in State Totals.

Dashboard		Monthly Filings Summary		Jan --- Oct Filings	
Court: Montgomery Circuit Start/End Date: Jan-23 / Oct-24 2023 Average Month: 488 Jan-Oct 2023: 4,882 Filings Trending: ▼	Circuit/Court ID: 27 227121 Type of Case: Filings 2024 Average Month: 476 Jan-Oct 2024 : 4,755 Overall AVG. Month: 482	<p style="text-align: center; font-weight: bold; font-size: 1.2em;">Jan 23 - Oct 24</p>		4,755	4,882
		2024	2023		

Filings by Division																
Divisions		Jan	Feb	Mar	Apr	May	Jun	Jul	Aug	Sep	Oct	Nov	Dec	Thru Oct	% Change	Total
Total	2024	469	435	411	590	524	375	456	549	421	525	-	-	4,755	-3%	4,755
	2023	514	441	455	555	513	371	519	480	509	525	415	555	4,882	▼	5,852
Civil	2024	35	36	47	32	43	45	35	67	37	38	-	-	415	-13%	415
	2023	45	37	57	38	55	50	32	55	47	60	36	43	476	▼	555
Criminal	2024	247	185	153	343	282	170	224	291	200	299	-	-	2,394	-7%	2,394
	2023	263	169	207	340	256	167	328	235	323	290	170	188	2,578	▼	2,936
Concealed Handgun Permits	2024	84	118	126	114	87	78	103	87	95	103	-	-	995	0%	995
	2023	118	130	119	104	110	80	78	93	62	105	111	88	999	▼	1,198
Miscellaneous/ Other	2024	102	96	85	101	111	82	93	104	89	85	-	-	948	15%	948
	2023	88	105	72	73	91	74	81	96	77	69	98	236	826	▲	1,160
Others	2024	1	-	-	-	1	-	1	-	-	-	-	-	3	0%	3
	2023	-	-	-	-	1	-	-	1	-	1	-	-	3	↔	3

Filings by Case Category																
Case Categories		Jan	Feb	Mar	Apr	May	Jun	Jul	Aug	Sep	Oct	Nov	Dec	Thru Oct	% Change	Total
Administrative Law	2024	-	-	-	-	1	-	-	-	-	1	-	-	2	-33%	2
	2023	1	-	2	-	-	-	-	-	-	-	-	-	3	▼	3
Contested Divorce	2024	6	4	6	6	6	8	1	6	6	4	-	-	53	-16%	53
	2023	6	3	8	9	7	8	2	9	5	6	6	8	63	▼	77
Domestic and Family - Level 1	2024	9	2	13	12	10	10	8	33	5	10	-	-	112	90%	112
	2023	1	-	6	3	8	7	2	19	6	7	2	9	59	▲	70
Domestic and Family - Level 2	2024	3	4	-	-	1	1	2	1	-	-	-	-	12	-37%	12
	2023	1	-	4	3	4	1	2	1	3	-	3	2	19	▼	24
Felonies and Related Matters	2024	139	136	94	225	165	98	159	203	138	172	-	-	1,529	-12%	1,529
	2023	198	123	139	238	147	105	225	145	200	208	91	109	1,728	▼	1,928
General Civil - Level 1	2024	-	2	-	-	-	-	2	2	1	2	-	-	9	-18%	9
	2023	-	-	1	2	-	3	3	-	1	1	1	-	11	▼	12
General Civil - Level 2	2024	5	6	8	5	9	11	7	8	8	5	-	-	72	-19%	72
	2023	4	9	8	3	12	11	7	6	13	16	5	7	89	▼	101
General Civil - Level 3	2024	2	7	9	5	8	6	6	7	6	3	-	-	59	-14%	59
	2023	19	8	6	3	4	7	7	7	2	6	5	9	69	▼	83
Miscellaneous Civil	2024	108	146	150	158	123	109	142	136	129	145	-	-	1,346	5%	1,346
	2023	145	157	150	132	140	112	112	125	81	134	148	124	1,288	▲	1,560
Misdemeanor	2024	98	43	53	111	98	65	57	77	58	115	-	-	775	1%	775
	2023	56	41	60	92	102	58	89	83	118	67	64	69	766	▲	899
Other	2024	75	65	58	55	72	50	50	50	51	40	-	-	566	11%	566
	2023	60	79	39	41	57	37	44	61	56	37	57	195	511	▲	763
Other Criminally Related Matters	2024	10	6	6	7	19	8	8	11	4	12	-	-	91	8%	91
	2023	9	5	8	10	7	4	14	7	5	15	15	10	84	▲	109
Probates/Wills & Trusts - Level 1	2024	-	-	-	-	-	-	-	-	1	-	-	-	1	-50%	1
	2023	-	-	1	-	-	1	-	-	-	-	-	-	2	▼	2
Probates/Wills & Trusts - Level 2	2024	1	2	2	-	2	1	1	5	3	3	-	-	20	5%	20
	2023	1	3	4	2	2	1	-	1	1	4	1	-	19	▲	20
Uncontested Divorce	2024	13	12	12	6	10	8	13	10	11	13	-	-	108	-37%	108
	2023	13	13	19	17	23	16	12	16	18	24	17	13	171	▼	201

This report reflects the case management system. Numbers will update as reports are refreshed and posted. The case types reported may not necessitate judicial involvement.

Dashboard		Monthly Filings Summary		Jan --- Oct Filings		
Court: Pulaski Circuit	Circuit/Court ID: 27 227155			2,810	2,905	
Start/End Date: Jan-23 / Oct-24	Type of Case: Filings				2024	2023
2023 Average Month: 275	2024 Average Month: 281					
Jan-Oct 2023: 2,905	Jan-Oct 2024 : 2,810					
Filings Trending: ▼	Overall AVG. Month: 277					

Filings by Division																
Divisions		Jan	Feb	Mar	Apr	May	Jun	Jul	Aug	Sep	Oct	Nov	Dec	Thru Oct	% Change	Total
Total	2024	342	302	262	345	240	196	340	249	258	276	-	-	2,810	-3%	2,810
	2023	376	264	400	261	271	235	283	217	241	357	180	209	2,905	▼	3,294
Civil	2024	32	37	22	49	20	29	37	31	34	20	-	-	311	6%	311
	2023	21	31	36	24	24	34	17	27	28	52	17	23	294	▲	334
Criminal	2024	181	135	110	168	131	89	205	119	113	146	-	-	1,397	-14%	1,397
	2023	224	113	242	142	151	115	203	108	133	195	90	111	1,626	▼	1,827
Concealed Handgun Permits	2024	81	90	90	81	46	50	55	65	61	78	-	-	697	-17%	697
	2023	111	107	109	80	82	65	59	64	67	91	60	70	835	▼	965
Miscellaneous/ Other	2024	48	40	40	47	43	28	43	34	50	32	-	-	405	170%	405
	2023	20	13	13	15	14	21	4	18	13	19	13	5	150	▲	168

Filings by Case Category																
Case Categories		Jan	Feb	Mar	Apr	May	Jun	Jul	Aug	Sep	Oct	Nov	Dec	Thru Oct	% Change	Total
Administrative Law	2024	-	-	1	-	-	-	-	-	-	1	-	-	2	100%	2
	2023	-	-	-	-	-	-	-	-	1	-	-	-	1	▲	1
Capital Murder	2024	-	1	-	1	-	-	-	-	-	-	-	-	2	-33%	2
	2023	-	-	-	1	-	-	-	-	-	2	-	-	3	▼	3
Contested Divorce	2024	4	4	4	3	3	1	1	1	3	2	-	-	26	-21%	26
	2023	5	3	3	3	2	2	2	5	5	3	2	2	33	▼	37
Domestic and Family - Level 1	2024	4	13	6	26	-	15	14	5	6	7	-	-	96	23%	96
	2023	4	9	5	10	3	5	3	7	4	28	2	9	78	▲	89
Domestic and Family - Level 2	2024	1	2	-	2	-	-	-	4	1	2	-	-	12	71%	12
	2023	-	1	-	2	-	2	-	-	2	-	-	-	7	▲	7
Felonies and Related Matters	2024	111	91	51	128	83	53	163	67	67	98	-	-	912	-18%	912
	2023	154	62	169	98	96	72	165	64	88	151	53	60	1,119	▼	1,232
General Civil - Level 1	2024	-	-	1	1	-	1	1	-	-	-	-	-	4	33%	4
	2023	-	-	-	1	2	-	-	-	-	-	-	1	3	▲	4
General Civil - Level 2	2024	4	6	1	4	1	3	10	5	4	-	-	-	38	15%	38
	2023	3	4	2	6	5	4	1	3	1	4	5	3	33	▲	41
General Civil - Level 3	2024	4	2	2	2	3	-	5	7	9	1	-	-	35	-5%	35
	2023	2	3	4	1	3	6	3	4	8	3	3	2	37	▼	42
Miscellaneous Civil	2024	86	100	101	102	66	61	68	80	73	92	-	-	829	-16%	829
	2023	130	118	125	92	97	88	64	83	77	109	71	75	983	▼	1,129
Misdemeanor	2024	62	39	46	25	36	34	33	43	36	33	-	-	387	-10%	387
	2023	55	46	61	36	44	39	35	36	41	36	27	45	429	▼	501
Other	2024	42	30	27	29	24	17	28	18	38	17	-	-	270	4,400%	270
	2023	-	-	2	-	1	1	-	-	-	2	-	-	6	▲	6
Other Criminally Related Matters	2024	8	5	13	14	12	5	9	9	10	15	-	-	100	30%	100
	2023	15	6	12	7	11	5	3	8	4	6	10	6	77	▲	93
Probates/Wills & Trusts - Level 1	2024	-	-	1	-	-	-	-	-	-	-	-	-	1	-67%	1
	2023	-	-	2	-	-	-	-	-	-	1	-	-	3	▼	3
Probates/Wills & Trusts - Level 2	2024	2	4	3	2	2	-	1	4	3	2	-	-	23	109%	23
	2023	-	2	3	1	-	1	1	1	1	1	3	1	11	▲	15
Protective Orders	2024	1	1	1	-	1	3	1	-	1	-	-	-	9	-61%	9
	2023	4	3	4	-	2	3	-	1	3	3	1	2	23	▼	26
Uncontested Divorce	2024	13	4	4	6	9	3	6	6	7	6	-	-	64	8%	64
	2023	4	7	8	3	5	7	6	5	6	8	3	3	59	▲	65

This report reflects the case management system. Numbers will update as reports are refreshed and posted. The case types reported may not necessitate judicial involvement.

Dashboard	Monthly Filings Summary	Jan --- Oct Filings
<p>Court: Wythe Circuit Start/End Date: Jan-23 / Oct-24 2023 Average Month: 238 Jan-Oct 2023: 2,519 Filings Trending: ▼</p>	<p>Circuit/Court ID: 27 227197 Type of Case: Filings 2024 Average Month: 243 Jan-Oct 2024 : 2,430 Overall AVG. Month: 240</p>	<p style="text-align: center;">Jan 23 - Oct 24</p>
		<div style="display: flex; justify-content: space-around;"> <div style="text-align: center;"> <p>2,430</p> <div style="width: 40px; height: 40px; background-color: #f0e68c; margin: 0 auto;"></div> <p>2024</p> </div> <div style="text-align: center;"> <p>2,519</p> <div style="width: 40px; height: 40px; background-color: #f0e68c; margin: 0 auto;"></div> <p>2023</p> </div> </div>

Filings by Division																
Divisions		Jan	Feb	Mar	Apr	May	Jun	Jul	Aug	Sep	Oct	Nov	Dec	Thru Oct	% Change	Total
Total	2024	257	229	220	314	180	216	231	230	224	329	-	-	2,430	-4%	2,430
	2023	277	324	273	246	213	230	165	258	157	376	152	188	2,519	▼	2,859
Civil	2024	23	24	30	36	12	44	29	29	28	22	-	-	277	-13%	277
	2023	29	25	20	31	32	38	24	70	16	32	19	24	317	▼	360
Criminal	2024	143	96	105	175	99	102	124	105	118	205	-	-	1,272	18%	1,272
	2023	125	120	96	86	88	99	55	104	53	250	65	75	1,076	▲	1,216
Concealed Handgun Permits	2024	79	91	63	85	56	52	62	78	57	83	-	-	706	-25%	706
	2023	108	151	140	113	78	73	64	66	70	75	54	70	938	▼	1,062
Miscellaneous/Other	2024	11	18	22	18	13	18	16	18	21	19	-	-	174	-7%	174
	2023	15	28	17	16	15	20	22	18	18	19	14	19	188	▼	221
Others	2024	1	-	-	-	-	-	-	-	-	-	-	-	1	1	1
	2023	-	-	-	-	-	-	-	-	-	-	-	-	0	↔	0

Filings by Case Category																
Case Categories		Jan	Feb	Mar	Apr	May	Jun	Jul	Aug	Sep	Oct	Nov	Dec	Thru Oct	% Change	Total
Administrative Law	2024	-	-	-	-	-	1	1	-	-	-	-	-	2	100%	2
	2023	-	-	-	-	-	1	-	-	-	-	-	-	1	▲	1
Capital Murder	2024	-	-	-	-	-	-	-	-	1	-	-	-	1	1	1
	2023	-	-	-	-	-	-	-	-	-	-	-	-	0	↔	0
Contested Divorce	2024	2	5	3	4	3	2	3	3	3	1	-	-	29	-29%	29
	2023	3	5	3	3	6	5	2	9	-	5	4	4	41	▼	49
Domestic and Family - Level 1	2024	8	3	2	10	-	20	2	12	9	6	-	-	72	-8%	72
	2023	11	4	5	6	2	3	-	38	2	7	3	8	78	▼	89
Domestic and Family - Level 2	2024	-	2	1	2	3	-	4	3	1	1	-	-	17	240%	17
	2023	-	-	1	1	1	-	1	1	-	-	3	-	5	▲	8
Felonies and Related Matters	2024	111	70	54	124	68	79	101	74	67	158	-	-	906	10%	906
	2023	99	93	72	60	67	72	33	77	37	213	46	53	823	▲	922
General Civil - Level 1	2024	-	-	-	-	-	-	-	-	-	1	1	-	2	0%	2
	2023	1	-	-	-	-	1	-	-	-	-	-	-	2	↔	2
General Civil - Level 2	2024	2	4	6	1	-	5	4	3	5	4	-	-	34	-13%	34
	2023	2	2	-	4	3	7	4	8	3	6	4	7	39	▼	50
General Civil - Level 3	2024	2	5	9	4	1	6	2	1	3	-	-	-	33	-41%	33
	2023	6	8	2	4	8	7	5	6	4	6	6	6	56	▼	68
Miscellaneous Civil	2024	93	108	86	104	70	71	80	95	78	102	-	-	887	-22%	887
	2023	124	181	160	130	97	95	84	79	88	95	64	83	1,133	▼	1,280
Misdemeanor	2024	28	22	46	45	24	19	19	30	47	44	-	-	324	44%	324
	2023	25	24	17	28	19	21	19	21	15	36	19	21	225	▲	265
Other	2024	2	-	-	-	-	-	1	-	-	-	-	-	3	-25%	3
	2023	-	2	-	-	-	-	-	1	1	-	1	-	4	▼	5
Other Criminally Related Matters	2024	4	4	5	7	7	4	5	1	4	3	-	-	44	19%	44
	2023	1	3	8	4	2	6	4	6	1	2	-	1	37	▲	38
Probates/Wills & Trusts - Level 1	2024	-	-	-	-	-	-	-	-	-	-	-	-	0	-100%	0
	2023	1	-	-	-	-	-	-	-	-	-	-	1	1	▼	2
Probates/Wills & Trusts - Level 2	2024	2	-	2	1	4	2	1	1	2	2	-	-	15	-12%	15
	2023	-	2	3	2	2	2	2	1	2	1	1	1	17	▼	19
Uncontested Divorce	2024	3	6	8	11	3	5	7	7	4	7	-	-	61	7%	61
	2023	4	-	2	4	6	10	11	11	4	5	1	3	57	▲	61

Dashboard	Monthly Filings Summary	Jan --- Oct Filings
<p>Court: Radford Circuit Start/End Date: Jan-23 / Oct-24 2023 Average Month: 96 Jan-Oct 2023: 1,003 Filings Trending: ▲</p> <p>Circuit/Court ID: 27 227750 Type of Case: Filings 2024 Average Month: 121 Jan-Oct 2024 : 1,213 Overall AVG. Month: 108</p>		

Filings by Division																
Divisions		Jan	Feb	Mar	Apr	May	Jun	Jul	Aug	Sep	Oct	Nov	Dec	Thru Oct	% Change	Total
Total	2024	55	64	302	60	60	204	72	75	251	70	-	-	1,213	21%	1,213
	2023	71	74	217	50	74	160	53	84	164	56	52	99	1,003	▲	1,154
Civil	2024	6	14	12	4	9	8	2	11	6	8	-	-	80	-39%	80
	2023	6	16	46	4	16	19	5	7	4	8	10	2	131	▼	143
Criminal	2024	19	21	266	30	27	173	39	37	221	42	-	-	875	49%	875
	2023	32	30	144	20	20	119	25	34	140	22	17	69	586	▲	672
Concealed Handgun Permits	2024	25	22	18	17	16	10	13	16	14	11	-	-	162	-16%	162
	2023	28	17	15	22	29	16	13	27	12	15	19	21	194	▼	234
Miscellaneous/ Other	2024	5	7	6	9	8	13	18	11	10	9	-	-	96	7%	96
	2023	5	11	12	4	9	6	9	15	8	11	6	7	90	▲	103
Others	2024	-	-	-	-	-	-	-	-	-	-	-	-	0	-100%	0
	2023	-	-	-	-	-	-	1	1	-	-	-	-	2	▼	2

Filings by Case Category																
Case Categories		Jan	Feb	Mar	Apr	May	Jun	Jul	Aug	Sep	Oct	Nov	Dec	Thru Oct	% Change	Total
Administrative Law	2024	-	-	-	-	-	-	-	1	-	-	-	-	1	1	1
	2023	-	-	-	-	-	-	-	-	-	-	-	-	0	↔	0
Contested Divorce	2024	1	2	-	-	1	1	-	2	1	-	-	-	8	14%	8
	2023	-	1	-	-	1	4	-	-	1	-	-	1	7	▲	8
Domestic and Family - Level 1	2024	1	8	1	-	5	3	1	2	-	3	-	-	24	-11%	24
	2023	-	10	1	-	2	4	2	4	1	3	3	-	27	▼	30
Domestic and Family - Level 2	2024	-	1	1	-	-	-	-	1	-	3	-	-	6	-33%	6
	2023	-	2	3	-	-	2	1	-	-	1	-	-	9	▼	9
Felonies and Related Matters	2024	12	11	239	28	21	147	17	19	203	28	-	-	725	74%	725
	2023	17	16	119	10	14	92	14	19	108	8	12	57	417	▲	486
General Civil - Level 1	2024	-	-	-	-	-	-	-	-	-	-	-	-	0	-100%	0
	2023	-	-	-	-	-	1	-	-	-	-	-	-	1	▼	1
General Civil - Level 2	2024	-	-	1	2	-	2	-	-	1	1	-	-	7	-53%	7
	2023	3	1	1	1	2	3	1	1	-	2	3	2	15	▼	20
General Civil - Level 3	2024	1	1	3	-	2	-	-	1	3	1	-	-	12	20%	12
	2023	-	-	1	-	6	1	-	1	-	-	1	2	10	▲	12
Miscellaneous Civil	2024	30	28	24	26	24	23	31	27	23	18	-	-	254	-8%	254
	2023	33	28	24	26	37	20	22	41	20	25	24	26	276	▼	326
Misdemeanor	2024	5	8	29	2	2	26	17	16	16	13	-	-	134	-30%	134
	2023	12	13	65	8	4	24	10	11	31	13	4	12	191	▼	207
Other	2024	-	-	-	-	-	-	-	1	1	-	-	-	2	-50%	2
	2023	-	-	-	-	1	1	1	1	-	-	-	-	4	▼	4
Other Criminally Related Matters	2024	2	2	-	-	4	2	5	2	2	1	-	-	20	-5%	20
	2023	3	1	-	2	3	4	1	4	2	1	1	-	21	▼	22
Probates/Wills & Trusts - Level 1	2024	-	-	-	-	-	-	-	-	-	-	-	-	0	-100%	0
	2023	1	-	-	-	-	-	-	-	-	-	-	-	1	▼	1
Probates/Wills & Trusts - Level 2	2024	-	-	-	-	-	-	1	-	-	-	-	-	1	1	1
	2023	-	-	-	-	-	-	-	-	-	-	-	-	0	↔	0
Protective Orders	2024	-	2	-	-	-	-	-	-	-	-	-	-	2	0%	2
	2023	-	-	-	-	1	-	-	1	-	-	-	-	2	↔	2
Uncontested Divorce	2024	3	1	4	2	1	-	-	3	1	2	-	-	17	-23%	17
	2023	2	2	3	3	3	4	1	1	1	2	3	1	22	▼	26

This report reflects the case management system. Numbers will update as reports are refreshed and posted. The case types reported may not necessitate judicial involvement.

CPSS-CCMS-10.01 CASELOAD STATISTICS OF THE CIRCUIT COURTS

Smyth

January 2023 -- October 2024 Filings

Alexandria and Fairfax Circuit are not Included in State Totals.

Dashboard		Monthly Filings Summary		Jan --- Oct Filings	
Court: Smyth Circuit Start/End Date: Jan-23 / Oct-24 2023 Average Month: 266 Jan-Oct 2023: 2,717 Filings Trending: ▲	Circuit/Court ID: 28 228173 Type of Case: Filings 2024 Average Month: 292 Jan-Oct 2024 : 2,916 Overall AVG. Month: 278	<p>Jan 23 - Oct 24</p>	<div style="display: flex; justify-content: space-around;"> <div style="text-align: center;"> <p>2,916</p> <div style="width: 40px; height: 40px; background-color: #f0e68c; margin: 0 auto;"></div> <p>2024</p> </div> <div style="text-align: center;"> <p>2,717</p> <div style="width: 40px; height: 40px; background-color: #f0e68c; margin: 0 auto;"></div> <p>2023</p> </div> </div>		

Filings by Division																
Divisions		Jan	Feb	Mar	Apr	May	Jun	Jul	Aug	Sep	Oct	Nov	Dec	Thru Oct	% Change	Total
Total	2024	290	284	338	297	309	329	277	269	294	229	-	-	2,916	7%	2,916
	2023	375	280	341	294	281	274	150	259	225	238	204	271	2,717	▲	3,192
Civil	2024	19	23	21	43	35	28	27	30	27	20	-	-	273	3%	273
	2023	30	14	20	18	29	49	17	39	30	19	33	22	265	▲	320
Criminal	2024	75	86	140	85	87	154	94	92	94	62	-	-	969	15%	969
	2023	147	72	102	70	92	69	28	90	86	85	59	100	841	▲	1,000
Concealed Handgun Permits	2024	75	106	89	77	74	60	82	60	70	85	-	-	778	-18%	778
	2023	135	117	150	135	100	69	53	68	52	74	53	36	953	▼	1,042
Miscellaneous/ Other	2024	114	57	78	81	102	69	56	64	71	55	-	-	747	29%	747
	2023	60	69	52	67	49	78	51	50	47	55	48	103	578	▲	729
Others	2024	7	12	10	11	11	18	18	23	32	7	-	-	149	86%	149
	2023	3	8	17	4	11	9	1	12	10	5	11	10	80	▲	101

Filings by Case Category																
Case Categories		Jan	Feb	Mar	Apr	May	Jun	Jul	Aug	Sep	Oct	Nov	Dec	Thru Oct	% Change	Total
Administrative Law	2024	-	-	-	1	-	-	-	-	-	1	-	-	2	0%	2
	2023	-	-	-	-	-	1	-	-	-	1	-	-	2	↔	2
Contested Divorce	2024	4	4	2	9	4	3	5	5	2	3	-	-	41	3%	41
	2023	4	1	4	6	6	2	6	5	3	3	3	1	40	▲	44
Domestic and Family - Level 1	2024	-	1	3	9	5	2	-	2	4	6	-	-	32	-26%	32
	2023	8	2	1	-	3	19	-	2	8	-	-	12	5	43	▼
Domestic and Family - Level 2	2024	1	4	4	4	4	4	5	2	-	2	-	-	30	15%	30
	2023	4	2	2	2	1	3	1	4	3	4	4	1	26	▲	31
Felonies and Related Matters	2024	54	72	100	60	64	114	77	81	68	47	-	-	737	16%	737
	2023	123	62	77	56	66	49	19	62	60	62	41	85	636	▲	762
General Civil - Level 1	2024	-	-	-	-	1	1	2	-	-	2	-	-	6	50%	6
	2023	-	-	1	1	-	1	-	-	-	1	1	1	4	▲	6
General Civil - Level 2	2024	1	2	3	1	7	4	4	6	3	5	-	-	36	29%	36
	2023	2	1	3	-	5	4	1	8	3	1	2	2	28	▲	32
General Civil - Level 3	2024	3	-	5	8	3	2	1	6	5	1	-	-	34	-3%	34
	2023	1	2	4	1	3	10	4	2	6	2	2	4	35	▼	41
Miscellaneous Civil	2024	88	127	117	108	105	83	94	76	90	105	-	-	993	-14%	993
	2023	144	137	172	151	117	111	69	87	67	93	68	44	1,148	▼	1,260
Misdemeanor	2024	17	11	38	18	20	39	16	10	22	13	-	-	204	9%	204
	2023	21	10	22	13	26	17	9	26	21	22	15	14	187	▲	216
Other	2024	107	48	57	61	78	63	62	69	81	40	-	-	666	50%	666
	2023	53	57	43	53	41	43	33	42	41	38	41	101	444	▲	586
Other Criminally Related Matters	2024	4	3	2	7	3	1	1	1	5	2	-	-	29	61%	29
	2023	3	-	3	1	-	3	-	2	5	1	3	2	18	▲	23
Probates/Wills & Trusts - Level 1	2024	-	-	-	-	1	-	-	-	-	-	-	-	1	0%	1
	2023	-	-	-	-	-	-	-	1	-	-	-	-	1	↔	1
Probates/Wills & Trusts - Level 2	2024	4	1	1	5	2	3	5	4	2	-	-	-	27	80%	27
	2023	1	-	3	2	2	1	3	1	2	-	1	3	15	▲	19
Uncontested Divorce	2024	7	11	6	6	12	10	5	7	12	2	-	-	78	-13%	78
	2023	11	6	6	8	11	10	5	17	6	10	11	8	90	▼	109

CPSS-CCMS-10.01 CASELOAD STATISTICS OF THE CIRCUIT COURTS

Washington

January 2023 -- October 2024 Filings

Alexandria and Fairfax Circuit are not Included in State Totals.

Dashboard		Monthly Filings Summary		Jan --- Oct Filings			
<p>Court: Washington Circuit Start/End Date: Jan-23 / Oct-24 2023 Average Month: 439 Jan-Oct 2023: 4,350 Filings Trending: ↔</p>	<p>Circuit/Court ID: 28 228191 Type of Case: Filings 2024 Average Month: 428 Jan-Oct 2024 : 4,278 Overall AVG. Month: 434</p>	<p style="text-align: center; font-weight: bold; font-size: 1.2em;">Jan 23 - Oct 24</p>		<table style="margin: auto;"> <tr> <td style="text-align: center; width: 50%;"> <div style="background-color: #f1c232; padding: 5px; border: 1px solid black; font-weight: bold; font-size: 1.2em;">4,278</div> <p style="text-align: center; font-weight: bold; font-size: 0.8em;">2024</p> </td> <td style="text-align: center; width: 50%;"> <div style="background-color: #f1c232; padding: 5px; border: 1px solid black; font-weight: bold; font-size: 1.2em;">4,350</div> <p style="text-align: center; font-weight: bold; font-size: 0.8em;">2023</p> </td> </tr> </table>		<div style="background-color: #f1c232; padding: 5px; border: 1px solid black; font-weight: bold; font-size: 1.2em;">4,278</div> <p style="text-align: center; font-weight: bold; font-size: 0.8em;">2024</p>	<div style="background-color: #f1c232; padding: 5px; border: 1px solid black; font-weight: bold; font-size: 1.2em;">4,350</div> <p style="text-align: center; font-weight: bold; font-size: 0.8em;">2023</p>
<div style="background-color: #f1c232; padding: 5px; border: 1px solid black; font-weight: bold; font-size: 1.2em;">4,278</div> <p style="text-align: center; font-weight: bold; font-size: 0.8em;">2024</p>	<div style="background-color: #f1c232; padding: 5px; border: 1px solid black; font-weight: bold; font-size: 1.2em;">4,350</div> <p style="text-align: center; font-weight: bold; font-size: 0.8em;">2023</p>						

Filings by Division																
Divisions		Jan	Feb	Mar	Apr	May	Jun	Jul	Aug	Sep	Oct	Nov	Dec	Thru Oct	% Change	Total
Total	2024	394	608	425	521	405	376	366	401	300	482	-	-	4,278	-2%	4,278
	2023	584	438	496	430	482	374	335	396	361	454	458	458	4,350	▼	5,266
Civil	2024	24	34	34	40	38	53	50	30	44	37	-	-	384	-3%	384
	2023	39	44	50	42	38	33	29	46	39	35	32	27	395	▼	454
Criminal	2024	138	187	173	263	167	178	139	162	117	246	-	-	1,770	-2%	1,770
	2023	297	144	167	201	170	171	132	135	151	229	201	142	1,797	▼	2,140
Concealed Handgun Permits	2024	145	193	143	154	152	82	113	140	101	140	-	-	1,363	-10%	1,363
	2023	177	194	204	132	204	113	102	142	108	131	154	110	1,507	▼	1,771
Miscellaneous/ Other	2024	80	188	70	59	44	62	62	67	35	56	-	-	723	12%	723
	2023	71	56	75	55	70	57	71	73	62	58	69	175	648	▲	892
Others	2024	7	6	5	5	4	1	2	2	3	3	-	-	38	1,167%	38
	2023	-	-	-	-	-	-	1	-	1	1	2	4	3	▲	9

Filings by Case Category																
Case Categories		Jan	Feb	Mar	Apr	May	Jun	Jul	Aug	Sep	Oct	Nov	Dec	Thru Oct	% Change	Total
Administrative Law	2024	-	-	-	-	-	-	1	-	1	-	-	-	2	100%	2
	2023	-	-	-	-	-	-	-	1	-	-	-	-	1	▲	1
Contested Divorce	2024	1	1	-	2	7	5	6	5	5	1	-	-	33	-13%	33
	2023	4	5	5	4	8	1	2	2	5	2	3	6	38	▼	47
Domestic and Family - Level 1	2024	3	-	2	3	3	11	-	3	9	-	-	-	34	6%	34
	2023	-	1	10	4	1	2	7	5	-	2	2	4	32	▲	38
Domestic and Family - Level 2	2024	2	3	3	5	4	2	5	1	3	5	-	-	33	27%	33
	2023	4	3	5	5	1	2	3	1	2	-	2	2	26	▲	30
Felonies and Related Matters	2024	111	131	133	203	110	148	103	119	87	210	-	-	1,355	-5%	1,355
	2023	281	106	126	165	127	129	105	75	104	214	147	104	1,432	▼	1,683
General Civil - Level 1	2024	-	1	1	-	1	1	3	-	-	2	-	-	9	80%	9
	2023	-	-	-	-	2	-	-	2	-	-	1	-	5	▲	5
General Civil - Level 2	2024	4	6	4	8	12	8	8	9	9	8	-	-	76	10%	76
	2023	13	8	7	3	5	2	5	13	7	6	8	7	69	▲	84
General Civil - Level 3	2024	7	6	8	12	3	10	13	5	8	3	-	-	75	27%	75
	2023	4	5	9	8	3	5	1	4	11	9	3	3	59	▲	65
Miscellaneous Civil	2024	171	218	171	171	169	118	148	172	113	179	-	-	1,630	-8%	1,630
	2023	196	219	232	159	236	146	127	171	127	151	179	123	1,764	▼	2,066
Misdemeanor	2024	21	56	39	59	45	28	33	35	17	28	-	-	361	11%	361
	2023	16	36	32	36	41	35	27	39	46	16	47	28	324	▲	399
Other	2024	58	173	48	43	31	32	29	36	27	21	-	-	498	23%	498
	2023	48	34	48	29	44	31	45	48	45	33	49	166	405	▲	620
Other Criminally Related Matters	2024	6	2	1	1	12	2	3	8	13	8	-	-	56	33%	56
	2023	-	2	9	-	2	7	-	21	1	-	8	10	42	▲	60
Probates/Wills & Trusts - Level 1	2024	-	1	-	-	1	-	-	1	1	1	-	-	5	-17%	5
	2023	2	-	-	-	1	-	1	1	1	-	1	-	6	▼	7
Probates/Wills & Trusts - Level 2	2024	2	5	3	-	1	2	2	-	-	6	-	-	21	-19%	21
	2023	-	5	4	3	1	1	3	3	1	5	1	1	26	▼	28
Protective Orders	2024	-	-	-	-	-	-	1	-	3	-	-	-	4	-71%	4
	2023	3	2	-	1	-	-	-	-	4	4	2	-	14	▼	16
Uncontested Divorce	2024	8	5	12	14	6	9	11	7	4	10	-	-	86	-20%	86
	2023	13	12	9	13	10	13	9	10	7	11	6	4	107	▼	117

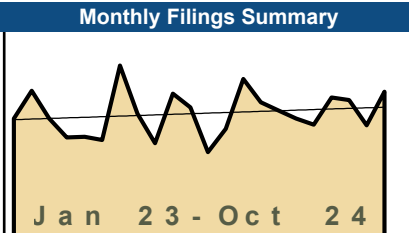
This report reflects the case management system. Numbers will update as reports are refreshed and posted. The case types reported may not necessitate judicial involvement.

CPSS-CCMS-10.01 CASELOAD STATISTICS OF THE CIRCUIT COURTS

Bristol

January 2023 -- October 2024 Filings

Alexandria and Fairfax Circuit are not Included in State Totals.

Dashboard	Monthly Filings Summary	Jan --- Oct Filings
<p>Court: Bristol Circuit Start/End Date: Jan-23 / Oct-24 2023 Average Month: 226 Jan-Oct 2023: 2,301 Filings Trending: ▲</p>	<p>Circuit/Court ID: 28 228520 Type of Case: Filings 2024 Average Month: 245 Jan-Oct 2024 : 2,452 Overall AVG. Month: 235</p>	 <div style="display: flex; justify-content: space-around; margin-top: 10px;"> <div style="text-align: center;"> <p>2,452</p> <p>2024</p> </div> <div style="text-align: center;"> <p>2,301</p> <p>2023</p> </div> </div>

Filings by Division																
Divisions		Jan	Feb	Mar	Apr	May	Jun	Jul	Aug	Sep	Oct	Nov	Dec	Thru Oct	% Change	Total
Total	2024	205	300	256	240	225	213	265	260	212	276	-	-	2,452	7%	2,452
	2023	225	278	225	189	190	184	326	234	178	272	246	161	2,301	▲	2,708
Civil	2024	19	18	17	13	13	26	19	25	13	18	-	-	181	-4%	181
	2023	15	18	20	18	12	19	12	27	16	31	21	13	188	▼	222
Criminal	2024	111	203	174	141	169	140	114	170	147	198	-	-	1,567	19%	1,567
	2023	109	159	124	84	117	88	255	139	107	139	139	86	1,321	▲	1,546
Concealed Handgun Permits	2024	17	26	22	22	14	17	22	21	15	21	-	-	197	-17%	197
	2023	32	41	35	26	24	20	19	14	14	12	24	17	237	▼	278
Miscellaneous/ Other	2024	58	53	43	63	29	30	110	44	37	39	-	-	506	-8%	506
	2023	69	60	46	60	37	56	40	54	41	90	62	45	553	▼	660
Others	2024	-	-	-	1	-	-	-	-	-	-	-	-	1	-50%	1
	2023	-	-	-	1	-	1	-	-	-	-	-	-	2	▼	2

Filings by Case Category																
Case Categories		Jan	Feb	Mar	Apr	May	Jun	Jul	Aug	Sep	Oct	Nov	Dec	Thru Oct	% Change	Total
Administrative Law	2024	1	-	-	-	-	-	-	1	-	-	-	-	2	0%	2
	2023	-	-	-	1	-	-	-	-	-	-	1	-	2	↔	2
Capital Murder	2024	-	-	-	-	1	-	-	-	-	-	-	-	1	1	1
	2023	-	-	-	-	-	-	-	-	-	-	-	-	0	↔	0
Contested Divorce	2024	4	-	5	1	1	2	2	1	1	1	-	-	18	-5%	18
	2023	1	1	4	1	-	3	2	4	1	2	2	1	19	▼	22
Domestic and Family - Level 1	2024	-	2	1	-	-	10	1	2	-	2	-	-	18	-44%	18
	2023	3	5	-	-	-	6	-	8	-	10	-	-	32	▼	32
Domestic and Family - Level 2	2024	-	-	1	4	-	-	4	-	1	3	-	-	13	-13%	13
	2023	4	1	2	3	-	2	-	-	-	3	1	1	15	▼	17
Felonies and Related Matters	2024	89	161	123	102	137	108	91	117	112	157	-	-	1,197	18%	1,197
	2023	89	133	88	66	95	56	201	103	80	107	99	66	1,018	▲	1,183
General Civil - Level 1	2024	-	-	-	-	2	-	1	1	-	-	-	-	4	300%	4
	2023	-	-	-	1	-	-	-	-	-	-	-	1	1	▲	2
General Civil - Level 2	2024	2	-	1	-	3	2	2	5	2	1	-	-	18	20%	18
	2023	4	2	2	2	1	1	-	1	-	2	3	4	15	▲	22
General Civil - Level 3	2024	4	5	2	9	2	4	17	2	-	3	-	-	48	-24%	48
	2023	9	4	3	8	2	-	3	11	4	19	9	2	63	▼	74
Miscellaneous Civil	2024	46	49	40	56	22	35	89	32	26	37	-	-	432	-2%	432
	2023	63	52	45	60	37	37	27	33	33	53	43	41	440	▼	524
Misdemeanor	2024	22	41	51	39	26	27	23	44	28	41	-	-	342	29%	342
	2023	14	26	25	18	18	29	48	32	23	32	26	19	265	▲	310
Other	2024	27	28	25	22	21	16	20	39	32	26	-	-	256	-23%	256
	2023	29	49	37	23	28	42	31	32	32	30	46	18	333	▼	397
Other Criminally Related Matters	2024	-	1	-	-	5	5	-	9	7	-	-	-	27	-31%	27
	2023	6	1	11	-	4	3	6	4	4	-	14	1	39	▼	54
Probates/Wills & Trusts - Level 1	2024	-	-	-	-	-	-	-	1	-	-	-	-	1	1	1
	2023	-	-	-	-	-	-	-	-	-	-	-	-	0	↔	0
Probates/Wills & Trusts - Level 2	2024	1	1	2	3	1	-	9	1	1	1	-	-	20	186%	20
	2023	-	-	2	1	-	1	1	-	-	2	-	3	7	▲	10
Protective Orders	2024	1	-	-	-	-	1	-	1	-	-	-	-	3	200%	3
	2023	-	-	-	-	1	-	-	-	-	-	-	-	1	▲	1
Uncontested Divorce	2024	8	12	5	4	4	3	6	4	2	4	-	-	52	2%	52
	2023	3	4	6	5	4	4	7	6	1	11	3	4	51	▲	58

This report reflects the case management system. Numbers will update as reports are refreshed and posted. The case types reported may not necessitate judicial involvement.

Dashboard		Circuit/Court ID: 29 229027	
Court: Buchanan Circuit	Start/End Date: Jan-23 / Oct-24	Type of Case: Filings	
2023 Average Month: 219		2024 Average Month: 208	
Jan-Oct 2023: 2,216		Jan-Oct 2024 : 2,084	
Filings Trending: ▼		Overall AVG. Month: 214	

Monthly Filings Summary

Jan 23 - Oct 24

Jan --- Oct Filings

2024	2,084
2023	2,216

Filings by Division																
Divisions		Jan	Feb	Mar	Apr	May	Jun	Jul	Aug	Sep	Oct	Nov	Dec	Thru Oct	% Change	Total
Total	2024	254	177	212	276	205	173	226	178	176	207	-	-	2,084	-6%	2,084
	2023	267	208	287	330	207	171	192	163	140	251	238	169	2,216	▼	2,623
Civil	2024	11	37	14	8	21	35	6	25	22	16	-	-	195	13%	195
	2023	10	21	20	29	9	13	19	20	14	17	26	16	172	▲	214
Criminal	2024	163	75	112	217	115	87	170	100	90	133	-	-	1,262	-8%	1,262
	2023	196	130	171	255	86	102	114	71	75	177	158	112	1,377	▼	1,647
Concealed Handgun Permits	2024	57	47	75	42	56	39	40	42	50	52	-	-	500	-11%	500
	2023	49	43	81	40	99	45	51	63	42	46	46	35	559	▼	640
Miscellaneous/ Other	2024	23	18	11	9	13	12	10	11	12	6	-	-	125	17%	125
	2023	12	14	15	6	13	11	7	9	9	11	8	6	107	▲	121
Others	2024	-	-	-	-	-	-	-	-	2	-	-	-	2	100%	2
	2023	-	-	-	-	-	-	1	-	-	-	-	-	1	▲	1

Filings by Case Category																
Case Categories		Jan	Feb	Mar	Apr	May	Jun	Jul	Aug	Sep	Oct	Nov	Dec	Thru Oct	% Change	Total
Administrative Law	2024	-	-	-	-	-	-	-	-	-	1	-	-	1	0%	1
	2023	-	-	1	-	-	-	-	-	-	-	-	1	1	↔	2
Capital Murder	2024	-	-	-	-	-	-	-	-	-	1	-	-	1	-50%	1
	2023	2	-	-	-	-	-	-	-	-	-	-	-	2	▼	2
Contested Divorce	2024	1	3	1	-	2	-	1	2	-	1	-	-	11	-39%	11
	2023	-	3	3	1	3	2	2	1	1	2	-	2	18	▼	20
Domestic and Family - Level 1	2024	1	13	3	-	6	23	-	13	1	-	-	-	60	82%	60
	2023	3	-	4	4	-	-	6	10	4	2	-	3	33	▲	36
Domestic and Family - Level 2	2024	1	4	1	1	1	-	1	1	2	1	-	-	13	-28%	13
	2023	2	2	2	2	1	2	3	2	1	1	2	1	18	▼	21
Felonies and Related Matters	2024	125	56	74	153	86	66	135	82	66	94	-	-	937	-8%	937
	2023	135	103	121	192	68	85	85	48	57	120	142	81	1,014	▼	1,237
General Civil - Level 1	2024	-	-	1	1	-	-	1	1	-	-	-	-	4	4	4
	2023	-	-	-	-	-	-	-	-	-	-	-	-	0	↔	0
General Civil - Level 2	2024	2	8	4	1	2	2	1	2	3	6	-	-	31	-23%	31
	2023	4	6	6	4	1	5	1	1	3	9	3	1	40	▼	44
General Civil - Level 3	2024	5	2	3	5	3	5	4	3	7	4	-	-	41	116%	41
	2023	1	8	1	-	2	2	1	2	2	-	3	3	19	▲	25
Miscellaneous Civil	2024	76	63	82	50	67	51	47	52	61	58	-	-	607	-6%	607
	2023	58	53	95	46	111	54	56	72	50	54	52	40	649	▼	741
Misdemeanor	2024	38	18	30	60	28	20	35	20	25	35	-	-	309	-1%	309
	2023	50	19	38	59	18	17	27	16	13	55	35	31	312	▼	378
Other	2024	1	-	-	-	1	-	-	-	2	-	-	-	4	33%	4
	2023	-	-	-	-	-	-	1	1	-	1	-	-	3	▲	3
Other Criminally Related Matters	2024	-	1	8	4	1	2	-	-	-	3	-	-	19	-69%	19
	2023	9	8	12	16	-	1	2	7	5	2	-	-	62	▼	62
Probates/Wills & Trusts - Level 1	2024	-	1	-	-	-	-	-	-	-	-	-	-	1	0%	1
	2023	-	-	-	-	-	1	-	-	-	-	-	-	1	↔	1
Probates/Wills & Trusts - Level 2	2024	1	-	2	-	3	-	-	-	3	1	-	-	10	67%	10
	2023	-	2	1	-	1	-	1	-	-	1	-	3	6	▲	9
Protective Orders	2024	-	2	1	-	-	2	-	-	2	-	-	-	7	250%	7
	2023	-	-	1	1	-	1	-	-	-	-	-	-	2	▲	2
Uncontested Divorce	2024	3	6	2	1	5	2	1	2	4	2	-	-	28	-22%	28
	2023	3	4	3	5	2	1	7	3	4	4	1	3	36	▼	40

Dashboard		Monthly Filings Summary		Jan --- Oct Filings	
Court: Dickenson Circuit	Circuit/Court ID: 29 229051			1,163	1,144
Start/End Date: Jan-23 / Oct-24	Type of Case: Filings			2024	2023
2023 Average Month: 112	2024 Average Month: 116				
Jan-Oct 2023: 1,144	Jan-Oct 2024 : 1,163				
Filings Trending: ↔	Overall AVG. Month: 114				

Filings by Division																
Divisions		Jan	Feb	Mar	Apr	May	Jun	Jul	Aug	Sep	Oct	Nov	Dec	Thru Oct	% Change	Total
Total	2024	101	99	163	119	121	187	95	89	102	87	-	-	1,163	2%	1,163
	2023	87	84	145	91	71	275	64	132	117	78	73	122	1,144	▲	1,339
Civil	2024	6	13	10	12	13	33	11	14	8	9	-	-	129	-16%	129
	2023	14	19	22	19	16	11	10	22	8	13	4	22	154	▼	180
Criminal	2024	44	26	80	50	33	118	41	23	40	34	-	-	489	-9%	489
	2023	28	16	58	26	28	224	27	45	63	20	21	30	535	▼	586
Concealed Handgun Permits	2024	38	33	48	42	46	15	27	39	33	38	-	-	359	12%	359
	2023	32	41	48	41	17	24	17	42	30	28	36	26	320	▲	382
Miscellaneous/ Other	2024	11	26	25	15	29	21	16	13	21	6	-	-	183	37%	183
	2023	13	8	16	5	10	16	10	23	16	17	12	44	134	▲	190
Others	2024	2	1	-	-	-	-	-	-	-	-	-	-	3	200%	3
	2023	-	-	1	-	-	-	-	-	-	-	-	-	1	▲	1

Filings by Case Category																
Case Categories		Jan	Feb	Mar	Apr	May	Jun	Jul	Aug	Sep	Oct	Nov	Dec	Thru Oct	% Change	Total
Administrative Law	2024	-	-	1	-	-	-	1	-	-	-	-	-	2	2	2
	2023	-	-	-	-	-	-	-	-	-	-	-	-	0	↔	0
Capital Murder	2024	-	-	-	-	-	-	-	-	-	-	-	-	0	-100%	0
	2023	-	-	3	-	-	-	-	-	-	-	-	-	3	▼	3
Contested Divorce	2024	1	1	-	3	3	2	-	1	-	1	-	-	12	-29%	12
	2023	1	1	1	1	2	1	3	4	1	2	-	2	17	▼	19
Domestic and Family - Level 1	2024	-	1	-	1	1	5	-	1	4	1	-	-	14	27%	14
	2023	-	2	2	2	1	1	-	1	2	-	-	5	11	▲	16
Domestic and Family - Level 2	2024	-	1	1	1	1	-	-	1	-	-	-	-	5	-69%	5
	2023	-	2	2	7	1	-	2	2	-	-	1	3	16	▼	20
Felonies and Related Matters	2024	44	22	76	48	26	112	36	21	33	25	-	-	443	4%	443
	2023	23	15	55	25	25	165	22	32	48	18	15	22	428	▲	465
General Civil - Level 2	2024	2	2	1	2	1	3	2	1	-	-	-	-	14	-22%	14
	2023	2	2	4	1	4	-	1	1	1	2	1	5	18	▼	24
General Civil - Level 3	2024	2	2	4	1	2	-	1	5	1	1	-	-	19	-44%	19
	2023	5	4	5	2	3	1	-	8	5	1	2	5	34	▼	41
Miscellaneous Civil	2024	44	42	54	46	57	22	29	47	37	41	-	-	419	14%	419
	2023	39	42	52	44	21	31	21	48	36	35	43	33	369	▲	445
Misdemeanor	2024	-	4	4	2	5	21	5	-	6	8	-	-	55	-45%	55
	2023	5	-	-	1	2	63	2	10	15	2	4	7	100	▼	111
Other	2024	6	18	18	10	18	13	14	5	17	3	-	-	122	51%	122
	2023	6	6	11	2	6	8	7	16	9	10	4	34	81	▲	119
Other Criminally Related Matters	2024	-	-	-	-	2	2	-	2	1	2	-	-	9	0%	9
	2023	-	1	-	-	1	1	3	3	-	-	2	1	9	↔	12
Probates/Wills & Trusts - Level 1	2024	-	-	-	-	-	2	-	-	-	-	-	-	2	100%	2
	2023	1	-	-	-	-	-	-	-	-	-	-	-	1	▲	1
Probates/Wills & Trusts - Level 2	2024	-	-	1	-	-	-	1	-	1	1	-	-	4	-56%	4
	2023	1	3	-	1	-	-	-	3	-	1	1	1	9	▼	11
Protective Orders	2024	-	-	-	-	-	1	1	1	-	-	-	-	3	3	3
	2023	-	-	-	-	-	-	-	-	-	-	-	-	0	↔	0
Uncontested Divorce	2024	2	6	3	5	5	4	5	4	2	4	-	-	40	-17%	40
	2023	4	6	10	5	5	4	3	4	-	7	-	4	48	▼	52

Dashboard		Monthly Filings Summary		Jan --- Oct Filings					
<p>Court: Russell Circuit Start/End Date: Jan-23 / Oct-24 2023 Average Month: 217 Jan-Oct 2023: 2,299 Filings Trending: ↔</p>	<p>Circuit/Court ID: 29 229167 Type of Case: Filings 2024 Average Month: 231 Jan-Oct 2024 : 2,309 Overall AVG. Month: 223</p>	<p style="text-align: center; font-weight: bold; font-size: 1.2em;">Jan 23 - Oct 24</p>		<table style="margin: auto; border: 1px solid black;"> <tr> <td style="text-align: center; width: 50px;">2,309</td> <td style="text-align: center; width: 50px;">2,299</td> </tr> <tr> <td style="text-align: center; width: 50px;">2024</td> <td style="text-align: center; width: 50px;">2023</td> </tr> </table>		2,309	2,299	2024	2023
2,309	2,299								
2024	2023								

Filings by Division																
Divisions		Jan	Feb	Mar	Apr	May	Jun	Jul	Aug	Sep	Oct	Nov	Dec	Thru Oct	% Change	Total
Total	2024	217	285	248	291	249	195	200	193	205	226	-	-	2,309	0%	2,309
	2023	238	225	284	176	264	257	203	244	176	232	154	154	2,299	▲	2,607
Civil	2024	15	26	18	34	16	25	20	22	22	28	-	-	226	-17%	226
	2023	27	28	41	17	24	39	20	29	22	26	23	27	273	▼	323
Criminal	2024	100	140	93	106	82	57	71	55	97	55	-	-	856	-16%	856
	2023	102	76	108	54	124	119	110	127	75	121	71	50	1,016	▼	1,137
Concealed Handgun Permits	2024	71	94	107	102	100	77	78	82	54	102	-	-	867	32%	867
	2023	71	82	94	83	67	65	48	47	47	53	46	49	657	▲	752
Miscellaneous/ Other	2024	31	25	30	49	51	36	31	34	32	41	-	-	360	2%	360
	2023	38	39	41	22	49	34	25	41	32	32	14	28	353	▲	395

Filings by Case Category																
Case Categories		Jan	Feb	Mar	Apr	May	Jun	Jul	Aug	Sep	Oct	Nov	Dec	Thru Oct	% Change	Total
Contested Divorce	2024	1	2	3	5	5	2	6	4	2	6	-	-	36	29%	36
	2023	2	2	4	4	2	4	1	1	1	7	4	6	28	▲	38
Domestic and Family - Level 1	2024	7	3	-	4	-	3	2	3	3	-	-	-	25	-29%	25
	2023	1	5	2	1	4	9	6	4	3	-	2	2	35	▼	39
Domestic and Family - Level 2	2024	1	1	2	-	3	3	-	3	-	7	-	-	20	-35%	20
	2023	2	2	17	3	3	1	-	-	2	1	2	-	31	▼	33
Felonies and Related Matters	2024	67	118	85	75	60	48	52	33	67	36	-	-	641	-13%	641
	2023	68	63	84	41	94	82	75	99	47	80	56	32	733	▼	821
General Civil - Level 1	2024	-	-	-	-	-	2	-	-	-	-	-	-	2	-33%	2
	2023	1	-	1	-	-	-	-	-	-	1	-	-	3	▼	3
General Civil - Level 2	2024	1	4	3	6	2	3	4	3	1	3	-	-	30	30%	30
	2023	3	3	4	2	3	1	1	2	3	1	1	4	23	▲	28
General Civil - Level 3	2024	3	4	3	5	3	6	3	4	7	7	-	-	45	-36%	45
	2023	6	10	6	5	7	10	5	6	7	8	4	10	70	▼	84
Miscellaneous Civil	2024	80	101	117	116	114	86	84	92	62	111	-	-	963	29%	963
	2023	77	94	105	91	78	72	52	60	54	64	50	56	747	▲	853
Misdemeanor	2024	31	18	4	30	20	9	15	20	27	13	-	-	187	-28%	187
	2023	32	11	24	13	22	35	33	29	26	35	14	15	260	▼	289
Other	2024	22	18	20	35	37	27	23	22	24	31	-	-	259	4%	259
	2023	30	25	28	14	35	26	20	28	25	19	11	20	250	▲	281
Other Criminally Related Matters	2024	2	4	5	1	2	-	4	2	4	7	-	-	31	29%	31
	2023	2	2	-	-	8	2	2	-	2	6	1	3	24	▲	28
Probates/Wills & Trusts - Level 1	2024	-	-	-	-	-	-	-	-	-	-	-	-	0	-100%	0
	2023	-	-	-	-	-	-	-	-	1	2	-	-	3	▼	3
Probates/Wills & Trusts - Level 2	2024	2	1	-	4	-	2	1	3	1	3	-	-	17	6%	17
	2023	1	-	1	1	1	5	3	1	2	1	1	-	16	▲	17
Uncontested Divorce	2024	-	11	6	10	3	4	6	4	7	2	-	-	53	-30%	53
	2023	13	8	8	1	7	10	5	13	1	10	8	6	76	▼	90

This report reflects the case management system. Numbers will update as reports are refreshed and posted. The case types reported may not necessitate judicial involvement.

Dashboard				Monthly Filings Summary				Jan --- Oct Filings							
Court: Tazewell Circuit Start/End Date: Jan-23 / Oct-24 2023 Average Month: 497 Jan-Oct 2023: 5,139 Filings Trending: ▼		Circuit/Court ID: 29 229185 Type of Case: Filings 2024 Average Month: 491 Jan-Oct 2024 : 4,909 Overall AVG. Month: 494		<p>Jan 23 - Oct 24</p>				<table border="1" style="margin: auto;"> <tr> <td style="text-align: center; width: 50px;">4,909</td> <td style="text-align: center; width: 50px;">5,139</td> </tr> <tr> <td style="text-align: center;">2024</td> <td style="text-align: center;">2023</td> </tr> </table>				4,909	5,139	2024	2023
4,909	5,139														
2024	2023														

Filings by Division																
Divisions		Jan	Feb	Mar	Apr	May	Jun	Jul	Aug	Sep	Oct	Nov	Dec	Thru Oct	% Change	Total
Total	2024	428	483	659	423	566	476	520	479	522	353	-	-	4,909	-4%	4,909
	2023	458	488	766	357	485	416	779	566	424	400	435	385	5,139	▼	5,959
Civil	2024	28	47	48	48	35	33	35	43	27	36	-	-	380	-12%	380
	2023	35	40	49	39	54	40	49	57	38	31	32	25	432	▼	489
Criminal	2024	248	238	390	155	339	309	293	293	355	157	-	-	2,777	-10%	2,777
	2023	269	215	465	160	294	226	582	366	270	232	266	228	3,079	▼	3,573
Concealed Handgun Permits	2024	94	146	168	147	131	84	131	97	101	112	-	-	1,211	5%	1,211
	2023	99	178	210	113	101	96	88	95	73	97	96	88	1,150	▲	1,334
Miscellaneous/Other	2024	58	51	52	73	59	50	59	44	38	48	-	-	532	12%	532
	2023	55	54	42	45	36	54	60	47	43	40	41	44	476	▲	561
Others	2024	-	1	1	-	2	-	2	2	1	-	-	-	9	350%	9
	2023	-	1	-	-	-	-	-	1	-	-	-	-	2	▲	2

Filings by Case Category																
Case Categories		Jan	Feb	Mar	Apr	May	Jun	Jul	Aug	Sep	Oct	Nov	Dec	Thru Oct	% Change	Total
Administrative Law	2024	-	-	-	-	-	-	1	2	1	-	-	-	4	300%	4
	2023	-	-	-	-	-	-	-	-	-	-	-	-	1	▲	1
Capital Murder	2024	-	-	-	-	-	-	-	-	-	-	-	-	0	-100%	0
	2023	-	-	-	-	-	-	1	1	1	-	-	-	3	▼	3
Contested Divorce	2024	6	5	6	7	4	6	6	3	6	7	-	-	56	-5%	56
	2023	7	6	9	7	3	3	5	7	4	8	3	7	59	▼	69
Domestic and Family - Level 1	2024	-	12	20	8	-	1	2	2	1	-	-	-	46	-47%	46
	2023	10	6	5	9	15	7	6	19	9	-	1	3	86	▼	90
Domestic and Family - Level 2	2024	2	5	4	2	3	2	3	2	3	5	-	-	31	15%	31
	2023	-	2	5	1	5	6	4	2	-	2	3	2	27	▲	32
Felonies and Related Matters	2024	175	179	267	118	243	262	210	231	288	115	-	-	2,088	-8%	2,088
	2023	188	169	300	123	232	176	481	295	134	181	169	160	2,279	▼	2,608
General Civil - Level 1	2024	-	-	-	-	-	1	-	-	-	-	-	-	1	-83%	1
	2023	1	-	-	1	1	-	1	-	-	-	2	-	6	▼	7
General Civil - Level 2	2024	4	8	4	9	5	5	3	7	4	8	-	-	57	2%	57
	2023	3	4	9	2	9	6	4	6	10	3	6	5	56	▲	67
General Civil - Level 3	2024	2	7	2	8	4	4	4	3	-	3	-	-	37	28%	37
	2023	6	4	3	2	2	1	2	4	3	2	5	1	29	▲	35
Miscellaneous Civil	2024	109	166	185	164	165	100	146	118	115	133	-	-	1,401	7%	1,401
	2023	113	204	230	128	112	114	99	106	93	112	113	98	1,311	▲	1,522
Misdemeanor	2024	71	55	121	36	95	43	83	59	67	41	-	-	671	-15%	671
	2023	79	42	159	40	63	46	105	69	135	51	91	63	789	▼	943
Other	2024	45	33	33	57	30	33	47	26	27	25	-	-	356	11%	356
	2023	40	28	20	32	28	37	52	37	23	25	25	37	322	▲	384
Other Criminally Related Matters	2024	3	4	6	1	2	5	3	4	-	3	-	-	31	7%	31
	2023	2	4	7	-	1	4	4	3	3	1	6	5	29	▲	40
Probates/Wills & Trusts - Level 1	2024	-	-	-	-	-	1	-	1	-	2	-	-	4	0%	4
	2023	-	-	1	-	-	3	-	-	-	-	1	-	4	↔	5
Probates/Wills & Trusts - Level 2	2024	4	3	4	7	2	3	3	4	2	1	-	-	33	32%	33
	2023	3	6	1	-	2	2	3	5	1	2	4	-	25	▲	29
Protective Orders	2024	-	-	-	-	-	-	-	2	-	-	-	-	2	2	2
	2023	-	-	-	-	-	-	-	-	-	-	-	-	0	↔	0
Uncontested Divorce	2024	7	6	7	6	13	10	9	15	8	10	-	-	91	-19%	91
	2023	6	13	17	12	12	11	12	12	8	10	8	3	113	▼	124

This report reflects the case management system. Numbers will update as reports are refreshed and posted. The case types reported may not necessitate judicial involvement.

Dashboard		Circuit/Court ID: 30 230105	
Court: Lee Circuit	Start/End Date: Jan-23 / Oct-24	Type of Case: Filings	
2023 Average Month: 219	2024 Average Month: 192	Jan-Oct 2024 : 1,918	
Jan-Oct 2023: 2,270	Overall AVG. Month: 207		
Filings Trending: ▼			

Monthly Filings Summary

Jan 23 - Oct 24

Jan --- Oct Filings

2024	2023
1,918	2,270

Filings by Division																
Divisions		Jan	Feb	Mar	Apr	May	Jun	Jul	Aug	Sep	Oct	Nov	Dec	Thru Oct	% Change	Total
Total	2024	103	259	220	208	166	215	169	174	206	198	-	-	1,918	-16%	1,918
	2023	285	186	312	173	160	223	197	267	255	212	184	177	2,270	▼	2,631
Civil	2024	14	23	22	25	24	24	20	13	12	20	-	-	197	-23%	197
	2023	23	19	28	23	40	20	23	30	24	27	18	18	257	▼	293
Criminal	2024	42	143	135	129	75	144	97	113	143	100	-	-	1,121	-18%	1,121
	2023	192	94	196	95	68	131	111	174	187	125	106	129	1,373	▼	1,608
Concealed Handgun Permits	2024	34	72	44	34	50	37	39	33	40	64	-	-	447	-8%	447
	2023	51	59	75	42	39	51	40	44	36	47	40	27	484	▼	551
Miscellaneous/ Other	2024	13	21	19	20	17	10	13	13	11	14	-	-	151	-1%	151
	2023	18	14	13	13	13	19	23	19	8	13	20	3	153	▼	176
Others	2024	-	-	-	-	-	-	-	2	-	-	-	-	2	-33%	2
	2023	1	-	-	-	-	2	-	-	-	-	-	-	3	▼	3

Filings by Case Category																
Case Categories		Jan	Feb	Mar	Apr	May	Jun	Jul	Aug	Sep	Oct	Nov	Dec	Thru Oct	% Change	Total
Administrative Law	2024	-	-	-	-	-	-	-	-	-	1	-	-	1	1	1
	2023	-	-	-	-	-	-	-	-	-	-	-	-	0	↔	0
Contested Divorce	2024	-	4	2	3	1	1	-	3	4	1	-	-	19	-47%	19
	2023	2	4	6	4	4	2	5	5	1	3	4	-	36	▼	40
Domestic and Family - Level 1	2024	2	4	1	-	1	2	1	-	-	1	-	-	12	-82%	12
	2023	3	3	5	9	21	7	-	5	6	8	-	7	67	▼	74
Domestic and Family - Level 2	2024	-	4	2	5	6	4	3	3	2	3	-	-	32	68%	32
	2023	1	5	-	1	1	3	5	2	-	1	3	4	19	▲	26
Felonies and Related Matters	2024	26	117	116	99	54	132	85	94	127	73	-	-	923	-15%	923
	2023	163	75	137	74	47	108	83	148	142	107	87	98	1,084	▼	1,269
General Civil - Level 1	2024	-	-	-	-	-	1	1	-	-	-	-	-	2	100%	2
	2023	-	-	-	-	-	-	-	-	-	-	-	-	1	▲	1
General Civil - Level 2	2024	9	2	4	2	6	1	6	-	-	4	-	-	34	48%	34
	2023	3	1	2	4	1	3	2	-	3	4	2	-	23	▲	25
General Civil - Level 3	2024	-	1	3	2	3	-	1	1	6	1	-	-	18	13%	18
	2023	5	2	-	-	-	2	1	4	1	1	2	1	16	▲	19
Miscellaneous Civil	2024	44	88	55	54	66	48	50	45	46	78	-	-	574	-6%	574
	2023	65	70	93	53	46	60	59	59	48	59	50	31	612	▼	693
Misdemeanor	2024	12	25	17	29	20	8	11	14	16	22	-	-	174	-32%	174
	2023	28	16	51	19	18	19	26	25	39	16	17	28	257	▼	302
Other	2024	4	6	9	4	2	2	3	5	2	-	-	-	37	-38%	37
	2023	9	4	3	5	8	11	9	6	1	4	10	2	60	▼	72
Other Criminally Related Matters	2024	4	1	3	1	1	4	1	5	-	5	-	-	25	-24%	25
	2023	1	3	8	2	4	4	2	1	6	2	2	3	33	▼	38
Probates/Wills & Trusts - Level 1	2024	-	-	-	-	-	-	-	-	-	-	-	-	0	-100%	0
	2023	-	-	-	-	-	1	1	-	-	-	-	-	2	▼	2
Probates/Wills & Trusts - Level 2	2024	-	3	2	2	2	4	1	-	-	2	-	-	16	23%	16
	2023	1	1	-	1	1	-	1	4	1	3	3	2	13	▲	18
Protective Orders	2024	-	-	-	-	-	-	-	-	-	-	-	-	0	-100%	0
	2023	-	-	-	-	-	-	-	3	-	-	-	-	3	▼	3
Uncontested Divorce	2024	2	4	6	7	4	8	6	4	3	7	-	-	51	16%	51
	2023	4	2	7	1	9	3	3	5	7	3	4	1	44	▲	49

This report reflects the case management system. Numbers will update as reports are refreshed and posted. The case types reported may not necessitate judicial involvement.

CPSS-CCMS-10.01 CASELOAD STATISTICS OF THE CIRCUIT COURTS

Scott

January 2023 -- October 2024 Filings

Alexandria and Fairfax Circuit are not Included in State Totals.

Dashboard		Monthly Filings Summary		Jan --- Oct Filings							
<p>Court: Scott Circuit Start/End Date: Jan-23 / Oct-24 2023 Average Month: 286 Jan-Oct 2023: 2,954 Filings Trending: ↔</p>	<p>Circuit/Court ID: 30 230169 Type of Case: Filings 2024 Average Month: 296 Jan-Oct 2024 : 2,959 Overall AVG. Month: 290</p>			<table style="margin: auto;"> <tr> <td style="text-align: center; width: 50px;">2,959</td> <td style="text-align: center; width: 50px;">2,954</td> </tr> <tr> <td style="text-align: center; width: 50px;"></td> <td style="text-align: center; width: 50px;"></td> </tr> <tr> <td style="text-align: center; width: 50px;">2024</td> <td style="text-align: center; width: 50px;">2023</td> </tr> </table>		2,959	2,954			2024	2023
2,959	2,954										
2024	2023										

Filings by Division																
Divisions		Jan	Feb	Mar	Apr	May	Jun	Jul	Aug	Sep	Oct	Nov	Dec	Thru Oct	% Change	Total
Total	2024	336	298	443	185	371	177	369	222	296	262	-	-	2,959	0%	2,959
	2023	357	364	328	191	306	315	167	302	292	332	247	229	2,954	▲	3,430
Civil	2024	15	18	16	12	22	13	19	12	15	27	-	-	169	-19%	169
	2023	18	17	23	14	21	27	20	31	16	22	16	13	209	▼	238
Criminal	2024	234	211	303	94	271	104	277	144	237	158	-	-	2,033	3%	2,033
	2023	248	240	211	111	224	225	85	198	210	225	180	164	1,977	▲	2,321
Concealed Handgun Permits	2024	66	59	111	64	65	51	51	57	33	65	-	-	622	-4%	622
	2023	83	103	87	60	49	50	51	53	51	64	42	45	651	▼	738
Miscellaneous/ Other	2024	19	9	13	15	12	9	22	9	11	12	-	-	131	18%	131
	2023	8	4	7	6	10	13	11	17	15	20	8	6	111	▲	125
Others	2024	2	1	-	-	1	-	-	-	-	-	-	-	4	-33%	4
	2023	-	-	-	-	2	-	-	3	-	-	1	1	6	▼	8

Filings by Case Category																
Case Categories		Jan	Feb	Mar	Apr	May	Jun	Jul	Aug	Sep	Oct	Nov	Dec	Thru Oct	% Change	Total
Capital Murder	2024	-	1	-	-	-	-	-	-	-	-	-	-	1	-50%	1
	2023	-	-	2	-	-	-	-	-	-	-	-	-	2	▼	2
Contested Divorce	2024	4	2	5	2	4	2	2	1	4	2	-	-	28	-7%	28
	2023	3	2	5	2	2	4	2	6	2	2	1	1	30	▼	32
Domestic and Family - Level 1	2024	2	4	3	-	2	-	-	-	-	8	-	-	19	171%	19
	2023	-	-	1	2	2	1	-	1	-	-	1	2	7	▲	10
Domestic and Family - Level 2	2024	-	1	2	2	1	-	1	2	-	1	-	-	10	-47%	10
	2023	4	-	3	-	2	3	3	1	-	3	-	1	19	▼	20
Felonies and Related Matters	2024	175	150	239	62	199	85	193	102	202	116	-	-	1,523	5%	1,523
	2023	192	184	144	79	165	159	62	137	183	151	130	146	1,456	▲	1,732
General Civil - Level 1	2024	-	-	-	-	1	-	-	-	-	1	-	-	2	-33%	2
	2023	-	-	1	-	1	-	-	1	-	-	-	-	3	▼	3
General Civil - Level 2	2024	4	3	2	4	4	5	5	1	-	4	-	-	32	-11%	32
	2023	1	3	1	2	2	7	6	3	4	7	5	3	36	▼	44
General Civil - Level 3	2024	-	1	2	3	1	6	6	5	2	6	-	-	32	-22%	32
	2023	4	5	5	4	1	5	5	8	3	1	2	2	41	▼	45
Miscellaneous Civil	2024	84	66	121	74	73	58	69	65	42	74	-	-	726	-3%	726
	2023	90	107	92	65	58	58	59	71	63	82	48	50	745	▼	843
Misdemeanor	2024	58	58	63	26	68	15	73	41	35	39	-	-	476	-2%	476
	2023	53	53	58	30	55	65	25	55	23	69	49	15	486	▼	550
Other	2024	2	2	1	3	3	-	-	-	1	2	-	-	14	-18%	14
	2023	-	-	-	1	4	2	2	4	1	3	2	3	17	▼	22
Other Criminally Related Matters	2024	1	2	1	6	4	4	11	1	5	3	-	-	38	0%	38
	2023	4	3	7	2	4	3	-	6	4	5	2	3	38	↔	43
Probates/Wills & Trusts - Level 1	2024	-	-	-	-	-	-	-	-	-	-	-	-	0	-100%	0
	2023	-	-	-	-	-	-	-	-	1	-	-	-	1	▼	1
Probates/Wills & Trusts - Level 2	2024	1	3	-	2	7	1	2	-	-	1	-	-	17	55%	17
	2023	-	-	1	-	-	2	-	1	6	1	1	-	11	▲	12
Protective Orders	2024	-	-	-	-	-	-	-	-	-	-	-	-	0	0	0
	2023	-	-	-	-	-	-	-	-	-	-	-	1	0	↔	1
Uncontested Divorce	2024	5	5	4	1	4	1	7	4	5	5	-	-	41	-34%	41
	2023	6	7	8	4	10	6	3	8	2	8	6	2	62	▼	70

This report reflects the case management system. Numbers will update as reports are refreshed and posted. The case types reported may not necessitate judicial involvement.

Dashboard	Monthly Filings Summary	Jan --- Oct Filings
<p>Court: Wise Circuit Start/End Date: Jan-23 / Oct-24 2023 Average Month: 316 Jan-Oct 2023: 3,309 Filings Trending: ▼</p>	<p>Circuit/Court ID: 30 230195 Type of Case: Filings 2024 Average Month: 322 Jan-Oct 2024 : 3,223 Overall AVG. Month: 319</p>	

Filings by Division																
Divisions		Jan	Feb	Mar	Apr	May	Jun	Jul	Aug	Sep	Oct	Nov	Dec	Thru Oct	% Change	Total
Total	2024	279	386	368	451	282	235	277	237	434	274	-	-	3,223	-3%	3,223
	2023	312	322	471	279	322	294	255	471	264	319	273	213	3,309	▼	3,795
Civil	2024	21	51	25	79	45	35	34	26	19	40	-	-	375	16%	375
	2023	32	40	44	26	27	24	21	41	28	39	24	32	322	▲	378
Criminal	2024	160	220	208	235	133	89	154	97	343	129	-	-	1,768	0%	1,768
	2023	158	125	265	136	154	140	147	322	160	168	181	110	1,775	▼	2,066
Concealed Handgun Permits	2024	72	90	104	95	70	77	66	68	54	75	-	-	771	-19%	771
	2023	104	134	131	83	115	96	71	77	56	84	46	56	951	▼	1,053
Miscellaneous/ Other	2024	26	25	31	42	34	34	23	46	18	30	-	-	309	18%	309
	2023	18	23	31	34	26	34	16	31	20	28	22	15	261	▲	298

Filings by Case Category																
Case Categories		Jan	Feb	Mar	Apr	May	Jun	Jul	Aug	Sep	Oct	Nov	Dec	Thru Oct	% Change	Total
Administrative Law	2024	-	1	-	-	-	-	-	-	-	-	-	-	1	0%	1
	2023	-	-	-	-	-	1	-	-	-	-	-	-	1	↔	1
Capital Murder	2024	-	-	-	-	1	-	-	-	-	-	-	-	1	0%	1
	2023	-	-	-	-	-	1	-	-	-	-	-	-	1	↔	1
Contested Divorce	2024	2	10	5	7	4	5	4	4	-	1	-	-	42	-16%	42
	2023	7	7	8	6	2	4	4	4	3	5	1	10	50	▼	61
Domestic and Family - Level 1	2024	9	10	3	11	17	8	3	3	1	21	-	-	86	46%	86
	2023	2	4	9	9	6	4	5	8	2	10	6	2	59	▲	67
Domestic and Family - Level 2	2024	2	6	2	4	4	4	5	1	2	-	-	-	30	-25%	30
	2023	5	6	4	-	9	1	3	6	2	4	3	3	40	▼	46
Felonies and Related Matters	2024	127	192	125	208	96	66	123	82	315	96	-	-	1,430	10%	1,430
	2023	107	87	189	100	119	99	98	265	122	109	100	79	1,295	▲	1,474
General Civil - Level 1	2024	-	1	-	-	2	-	1	1	-	3	-	-	8	14%	8
	2023	-	1	1	-	1	-	-	3	1	-	-	2	7	▲	9
General Civil - Level 2	2024	5	6	6	13	12	12	7	21	4	11	-	-	97	90%	97
	2023	1	2	3	9	2	11	3	11	4	5	5	7	51	▲	63
General Civil - Level 3	2024	3	5	5	6	5	6	9	10	5	6	-	-	60	88%	60
	2023	3	3	8	5	3	4	1	1	1	3	6	1	32	▲	39
Miscellaneous Civil	2024	91	108	127	117	89	94	78	88	63	91	-	-	946	-15%	946
	2023	119	154	151	98	135	115	84	91	69	102	62	64	1,118	▼	1,244
Misdemeanor	2024	33	25	82	61	34	23	32	15	28	31	-	-	364	-17%	364
	2023	48	32	72	32	31	38	44	55	28	58	73	26	438	▼	537
Other	2024	2	2	-	4	4	6	1	-	3	2	-	-	24	-14%	24
	2023	-	1	1	7	1	3	1	5	3	6	2	2	28	▼	32
Other Criminally Related Matters	2024	-	4	1	5	4	1	2	2	3	2	-	-	24	-50%	24
	2023	4	6	6	4	4	4	5	4	10	1	8	5	48	▼	61
Probates/Wills & Trusts - Level 1	2024	-	1	-	-	1	-	-	-	-	-	-	-	2	100%	2
	2023	-	-	-	-	-	-	-	-	1	-	-	-	1	▲	1
Probates/Wills & Trusts - Level 2	2024	2	3	-	2	1	-	4	5	1	2	-	-	20	-9%	20
	2023	5	3	2	2	3	-	1	3	2	1	3	5	22	▼	30
Protective Orders	2024	-	-	-	-	-	-	-	-	1	-	-	-	1	1	1
	2023	-	-	-	-	-	-	-	-	-	-	-	-	0	↔	0
Uncontested Divorce	2024	3	12	12	13	8	10	8	5	8	8	-	-	87	-26%	87
	2023	11	16	17	7	6	9	6	15	16	15	4	7	118	▼	129

This report reflects the case management system. Numbers will update as reports are refreshed and posted. The case types reported may not necessitate judicial involvement.

CPSS-CCMS-10.01 CASELOAD STATISTICS OF THE CIRCUIT COURTS

January 2023 -- October 2024 Filings

Alexandria and Fairfax Circuit are not Included in State Totals.

Dashboard		Monthly Filings Summary		Jan --- Oct Filings	
Court: Prince William Circuit	Circuit/Court ID: 31 231153	<p>Jan 23 - Oct 24</p>		<p>16,991 17,770</p> <p>2024 2023</p>	
Start/End Date: Jan-23 / Oct-24	Type of Case: Filings				
2023 Average Month: 1,733	2024 Average Month: 1,699				
Jan-Oct 2023: 17,770	Jan-Oct 2024 : 16,991				
Filings Trending: ▼	Overall AVG. Month: 1,718				

Filings by Division																
Divisions		Jan	Feb	Mar	Apr	May	Jun	Jul	Aug	Sep	Oct	Nov	Dec	Thru Oct	% Change	Total
Total	2024	1,619	1,861	1,806	1,811	1,665	1,613	1,590	1,764	1,582	1,680	-	-	16,991	-4%	16,991
	2023	2,362	1,991	1,905	1,555	1,645	1,642	1,486	1,739	1,671	1,774	1,498	1,528	17,770	▼	20,796
Civil	2024	254	372	403	290	296	311	276	362	311	367	-	-	3,242	15%	3,242
	2023	255	263	315	249	273	273	251	336	280	326	300	283	2,821	▲	3,404
Criminal	2024	316	433	360	540	402	359	338	373	360	340	-	-	3,821	11%	3,821
	2023	265	372	379	275	336	349	324	419	410	302	291	425	3,431	▲	4,147
Concealed Handgun Permits	2024	505	528	565	461	449	414	405	488	445	531	-	-	4,791	-15%	4,791
	2023	728	631	634	547	551	497	474	483	472	630	473	436	5,647	▼	6,556
Miscellaneous/ Other	2024	537	526	471	514	509	526	563	534	462	435	-	-	5,077	-13%	5,077
	2023	1,109	722	568	475	483	515	432	499	499	509	429	379	5,811	▼	6,619
Others	2024	7	2	7	6	9	3	8	7	4	7	-	-	60	0%	60
	2023	5	3	9	9	2	8	5	2	10	7	5	5	60	↔	70

Filings by Case Category																
Case Categories		Jan	Feb	Mar	Apr	May	Jun	Jul	Aug	Sep	Oct	Nov	Dec	Thru Oct	% Change	Total
Administrative Law	2024	1	2	1	1	3	3	2	4	2	7	-	-	26	8%	26
	2023	2	3	3	-	3	6	-	4	1	2	1	1	24	▲	26
Capital Murder	2024	1	-	1	-	-	-	-	-	1	-	-	-	3	-70%	3
	2023	-	-	-	5	-	-	1	-	2	2	-	8	10	▼	18
Contested Divorce	2024	24	40	21	35	37	37	21	26	28	34	-	-	303	-8%	303
	2023	37	28	41	26	26	31	29	42	36	34	28	22	330	▼	380
Domestic and Family - Level 1	2024	19	28	39	25	21	18	20	16	37	37	-	-	260	15%	260
	2023	22	21	31	20	21	18	20	28	16	30	16	27	227	▲	270
Domestic and Family - Level 2	2024	51	99	161	46	47	58	48	83	32	59	-	-	684	93%	684
	2023	19	29	33	18	32	30	34	46	43	71	66	58	355	▲	479
Felonies and Related Matters	2024	168	176	157	267	165	145	150	138	168	147	-	-	1,681	8%	1,681
	2023	114	176	179	137	162	149	128	205	183	128	119	223	1,561	▲	1,903
General Civil - Level 1	2024	1	2	4	2	3	3	1	6	5	1	-	-	28	-10%	28
	2023	5	3	5	5	3	-	4	2	3	1	1	4	31	▼	36
General Civil - Level 2	2024	64	89	67	76	78	91	83	105	87	100	-	-	840	17%	840
	2023	57	65	78	71	67	64	62	98	86	67	83	68	715	▲	866
General Civil - Level 3	2024	20	34	29	19	31	10	22	28	20	31	-	-	244	-6%	244
	2023	20	24	33	32	30	31	16	19	19	35	24	29	259	▼	312
Miscellaneous Civil	2024	711	753	805	712	675	712	736	773	671	796	-	-	7,344	-9%	7,344
	2023	978	847	929	760	777	745	692	736	721	878	702	637	8,063	▼	9,402
Misdemeanor	2024	84	116	88	115	156	103	99	116	89	110	-	-	1,076	20%	1,076
	2023	88	121	85	66	91	85	86	94	88	94	90	93	898	▲	1,081
Other	2024	318	272	215	246	263	218	223	243	215	162	-	-	2,375	-27%	2,375
	2023	844	501	257	261	235	244	197	228	234	231	191	165	3,232	▼	3,588
Other Criminally Related Matters	2024	65	151	115	162	85	112	90	125	106	84	-	-	1,095	8%	1,095
	2023	67	83	117	70	91	115	113	126	142	86	86	105	1,010	▲	1,201
Probates/Wills & Trusts - Level 1	2024	4	4	3	3	2	7	2	4	6	4	-	-	39	39%	39
	2023	2	1	4	2	2	6	6	-	2	3	1	3	28	▲	32
Probates/Wills & Trusts - Level 2	2024	11	8	17	11	13	13	13	9	17	21	-	-	133	-8%	133
	2023	9	14	14	11	19	23	14	14	16	10	10	13	144	▼	167
Uncontested Divorce	2024	77	87	83	91	86	83	80	88	98	87	-	-	860	-3%	860
	2023	98	75	96	71	86	95	84	97	79	102	80	72	883	▼	1,035

This report reflects the case management system. Numbers will update as reports are refreshed and posted. The case types reported may not necessitate judicial involvement.