

| Dashboard | Monthly Filings Summary | Jan --- Jul Filings | | | | |
|---|--|--|--|--|------|------|
| Court: Virginia Circuit Start/End Date: Jan-23 / Jul-24 2023 Average Month: 37,686 Jan-Jul 2023: 272,718 Filings Trending: ▼ | Circuit/Court ID: 0 200999 Type of Case: Filings 2024 Average Month: 37,911 Jan-Jul 2024 : 265,377 Overall AVG. Month: 37,769 | <div style="text-align: center;"> <p>Jan 23 - Jul 24</p> </div> <div style="text-align: center;"> <table border="1" style="margin: auto;"> <tr> <td style="width: 50px; height: 80px; background-color: #f0e68c;"></td> <td style="width: 50px; height: 80px; background-color: #f0e68c;"></td> </tr> <tr> <td style="text-align: center;">2024</td> <td style="text-align: center;">2023</td> </tr> </table> </div> | | | 2024 | 2023 |
| | | | | | | |
| 2024 | 2023 | | | | | |

| Filings by Division | | | | | | | | | | | | | | | | |
|----------------------------------|------|--------|--------|--------|--------|--------|--------|--------|--------|--------|--------|--------|--------|----------|----------|---------|
| Divisions | | Jan | Feb | Mar | Apr | May | Jun | Jul | Aug | Sep | Oct | Nov | Dec | Thru Jul | % Change | Total |
| Total | 2024 | 38,517 | 39,110 | 40,998 | 38,752 | 36,991 | 34,378 | 36,631 | - | - | - | - | - | 265,377 | -3% | 265,377 |
| | 2023 | 42,929 | 38,531 | 46,044 | 35,441 | 39,811 | 36,355 | 33,607 | 38,169 | 35,481 | 38,097 | 33,513 | 34,251 | 272,718 | ▼ | 452,229 |
| Civil | 2024 | 4,988 | 5,600 | 5,811 | 5,901 | 5,575 | 5,515 | 5,415 | - | - | - | - | - | 38,805 | 1% | 38,805 |
| | 2023 | 5,072 | 5,206 | 6,326 | 5,135 | 6,126 | 5,521 | 4,983 | 5,987 | 5,235 | 5,476 | 4,864 | 4,579 | 38,369 | ▲ | 64,510 |
| Criminal | 2024 | 13,733 | 13,728 | 14,585 | 14,651 | 14,288 | 13,196 | 14,025 | - | - | - | - | - | 98,206 | 0% | 98,206 |
| | 2023 | 14,598 | 13,102 | 15,858 | 12,583 | 14,435 | 14,453 | 13,215 | 14,894 | 14,322 | 15,066 | 13,010 | 12,299 | 98,244 | ▼ | 167,835 |
| Concealed Handgun Permits | 2024 | 10,373 | 10,465 | 10,659 | 9,387 | 8,333 | 7,298 | 8,521 | - | - | - | - | - | 65,036 | -13% | 65,036 |
| | 2023 | 13,249 | 11,908 | 13,568 | 9,917 | 9,802 | 8,497 | 8,017 | 8,486 | 7,808 | 9,489 | 8,680 | 7,981 | 74,958 | ▼ | 117,402 |
| Miscellaneous/ Other | 2024 | 9,289 | 9,201 | 9,845 | 8,721 | 8,710 | 8,253 | 8,541 | - | - | - | - | - | 62,560 | 3% | 62,560 |
| | 2023 | 9,949 | 8,269 | 10,223 | 7,755 | 9,389 | 7,829 | 7,332 | 8,724 | 8,057 | 8,010 | 6,906 | 9,329 | 60,746 | ▲ | 101,772 |
| Others | 2024 | 134 | 116 | 98 | 92 | 85 | 116 | 129 | - | - | - | - | - | 770 | 92% | 770 |
| | 2023 | 61 | 46 | 69 | 51 | 59 | 55 | 60 | 78 | 59 | 56 | 53 | 63 | 401 | ▲ | 710 |

| Filings by Case Category | | | | | | | | | | | | | | | | |
|--|------|--------|--------|--------|--------|--------|--------|--------|--------|--------|--------|--------|--------|----------|----------|---------|
| Case Categories | | Jan | Feb | Mar | Apr | May | Jun | Jul | Aug | Sep | Oct | Nov | Dec | Thru Jul | % Change | Total |
| Administrative Law | 2024 | 35 | 24 | 45 | 27 | 25 | 31 | 36 | - | - | - | - | - | 223 | -10% | 223 |
| | 2023 | 37 | 33 | 46 | 31 | 39 | 35 | 26 | 52 | 44 | 45 | 30 | 27 | 247 | ▼ | 445 |
| Capital Murder | 2024 | 18 | 15 | 13 | 7 | 8 | 7 | 7 | - | - | - | - | - | 75 | -12% | 75 |
| | 2023 | 14 | 6 | 12 | 15 | 17 | 4 | 17 | 10 | 12 | 10 | 4 | 9 | 85 | ▼ | 130 |
| Contested Divorce | 2024 | 538 | 637 | 682 | 660 | 659 | 565 | 579 | - | - | - | - | - | 4,320 | -3% | 4,320 |
| | 2023 | 609 | 606 | 800 | 604 | 677 | 603 | 558 | 663 | 609 | 570 | 514 | 504 | 4,457 | ▼ | 7,317 |
| Domestic and Family - Level 1 | 2024 | 577 | 736 | 714 | 719 | 744 | 785 | 649 | - | - | - | - | - | 4,924 | 4% | 4,924 |
| | 2023 | 632 | 632 | 841 | 629 | 708 | 710 | 591 | 807 | 701 | 741 | 525 | 603 | 4,743 | ▲ | 8,120 |
| Domestic and Family - Level 2 | 2024 | 333 | 446 | 495 | 453 | 358 | 394 | 363 | - | - | - | - | - | 2,842 | 24% | 2,842 |
| | 2023 | 302 | 316 | 376 | 305 | 387 | 316 | 294 | 370 | 314 | 335 | 342 | 290 | 2,296 | ▲ | 3,947 |
| Felonies and Related Matters | 2024 | 9,263 | 8,908 | 9,596 | 9,694 | 9,322 | 8,712 | 9,225 | - | - | - | - | - | 64,720 | -2% | 64,720 |
| | 2023 | 9,907 | 8,847 | 10,643 | 8,484 | 9,592 | 9,479 | 8,841 | 9,842 | 9,474 | 9,912 | 8,557 | 8,108 | 65,793 | ▼ | 111,686 |
| General Civil - Level 1 | 2024 | 63 | 67 | 67 | 64 | 67 | 86 | 62 | - | - | - | - | - | 476 | -14% | 476 |
| | 2023 | 69 | 70 | 80 | 78 | 105 | 83 | 66 | 76 | 66 | 77 | 61 | 70 | 551 | ▼ | 901 |
| General Civil - Level 2 | 2024 | 1,182 | 1,218 | 1,316 | 1,337 | 1,354 | 1,382 | 1,307 | - | - | - | - | - | 9,096 | 11% | 9,096 |
| | 2023 | 986 | 1,153 | 1,308 | 1,081 | 1,464 | 1,184 | 1,033 | 1,484 | 1,227 | 1,304 | 1,095 | 995 | 8,209 | ▲ | 14,314 |
| General Civil - Level 3 | 2024 | 1,009 | 845 | 1,194 | 897 | 782 | 951 | 1,007 | - | - | - | - | - | 6,685 | -4% | 6,685 |
| | 2023 | 1,089 | 841 | 1,045 | 887 | 1,226 | 976 | 898 | 1,001 | 917 | 928 | 884 | 919 | 6,962 | ▼ | 11,611 |
| Miscellaneous Civil | 2024 | 14,113 | 14,177 | 15,499 | 13,310 | 12,107 | 11,154 | 12,827 | - | - | - | - | - | 93,187 | -10% | 93,187 |
| | 2023 | 17,865 | 15,735 | 18,854 | 13,647 | 14,202 | 11,999 | 11,407 | 12,407 | 11,870 | 13,171 | 11,952 | 11,356 | 103,709 | ▼ | 164,465 |
| Misdemeanor | 2024 | 3,528 | 3,542 | 3,869 | 3,633 | 3,677 | 3,392 | 3,588 | - | - | - | - | - | 25,229 | 2% | 25,229 |
| | 2023 | 3,679 | 3,285 | 4,025 | 3,022 | 3,759 | 3,642 | 3,240 | 3,800 | 3,660 | 3,892 | 3,417 | 3,151 | 24,652 | ▲ | 42,572 |
| Other | 2024 | 5,182 | 5,355 | 4,429 | 4,623 | 4,733 | 4,047 | 3,977 | - | - | - | - | - | 32,346 | 8% | 32,346 |
| | 2023 | 4,989 | 4,270 | 4,540 | 3,816 | 4,528 | 4,139 | 3,752 | 4,425 | 3,674 | 4,082 | 3,483 | 5,648 | 30,034 | ▲ | 51,346 |
| Other Criminally Related Matters | 2024 | 1,021 | 1,356 | 1,198 | 1,442 | 1,347 | 1,200 | 1,312 | - | - | - | - | - | 8,876 | 6% | 8,876 |
| | 2023 | 1,067 | 1,045 | 1,318 | 1,151 | 1,187 | 1,430 | 1,203 | 1,367 | 1,270 | 1,339 | 1,124 | 1,112 | 8,401 | ▲ | 14,613 |
| Probates/Wills & Trusts - Level 1 | 2024 | 33 | 40 | 35 | 22 | 39 | 38 | 28 | - | - | - | - | - | 235 | 10% | 235 |
| | 2023 | 27 | 30 | 27 | 19 | 27 | 47 | 36 | 31 | 44 | 28 | 13 | 22 | 213 | ▲ | 351 |
| Probates/Wills & Trusts - Level 2 | 2024 | 247 | 273 | 308 | 296 | 252 | 271 | 261 | - | - | - | - | - | 1,908 | 2% | 1,908 |
| | 2023 | 252 | 251 | 335 | 236 | 317 | 253 | 234 | 272 | 231 | 248 | 239 | 223 | 1,878 | ▲ | 3,091 |
| Protective Orders | 2024 | 14 | 21 | 19 | 20 | 18 | 23 | 16 | - | - | - | - | - | 131 | -11% | 131 |
| | 2023 | 18 | 25 | 37 | 11 | 25 | 16 | 15 | 26 | 21 | 27 | 27 | 25 | 147 | ▼ | 273 |
| Uncontested Divorce | 2024 | 1,361 | 1,450 | 1,519 | 1,548 | 1,499 | 1,340 | 1,387 | - | - | - | - | - | 10,104 | -2% | 10,104 |
| | 2023 | 1,387 | 1,386 | 1,757 | 1,425 | 1,551 | 1,439 | 1,396 | 1,536 | 1,347 | 1,388 | 1,246 | 1,189 | 10,341 | ▼ | 17,047 |

CPSS-CCMS-10.01 CASELOAD STATISTICS OF THE CIRCUIT COURTS

Chesapeake

January 2023 -- July 2024 Filings

Alexandria and Fairfax Circuit are not Included in State Totals

| Dashboard | | Monthly Filings Summary | | Jan --- Jul Filings | | |
|--|-----------------------------------|-------------------------|--|---------------------|---------------|------|
| Court: Chesapeake Circuit | Circuit/Court ID: 1 201550 | | | 10,859 | 11,329 | |
| Start/End Date: Jan-23 / Jul-24 | Type of Case: Filings | | | | 2024 | 2023 |
| 2023 Average Month: 1,534 | 2024 Average Month: 1,551 | | | | | |
| Jan-Jul 2023: 11,329 | Jan-Jul 2024 : 10,859 | | | | | |
| Filings Trending: ▼ | Overall AVG. Month: 1,540 | | | | | |
| | | Jan 23 - Jul 24 | | | | |

| Filings by Division | | | | | | | | | | | | | | | | |
|----------------------------------|------|-------|-------|-------|-------|-------|-------|-------|-------|-------|-------|-------|-------|----------|----------|--------|
| Divisions | | Jan | Feb | Mar | Apr | May | Jun | Jul | Aug | Sep | Oct | Nov | Dec | Thru Jul | % Change | Total |
| Total | 2024 | 1,579 | 1,863 | 1,712 | 1,479 | 1,454 | 1,196 | 1,576 | - | - | - | - | - | 10,859 | -4% | 10,859 |
| | 2023 | 1,785 | 1,644 | 1,931 | 1,490 | 1,625 | 1,568 | 1,286 | 1,638 | 1,306 | 1,403 | 1,297 | 1,429 | 11,329 | ▼ | 18,402 |
| Civil | 2024 | 184 | 203 | 257 | 224 | 221 | 196 | 249 | - | - | - | - | - | 1,534 | -5% | 1,534 |
| | 2023 | 236 | 238 | 276 | 209 | 239 | 229 | 184 | 252 | 213 | 236 | 193 | 210 | 1,611 | ▼ | 2,715 |
| Criminal | 2024 | 603 | 544 | 612 | 523 | 496 | 401 | 535 | - | - | - | - | - | 3,714 | -12% | 3,714 |
| | 2023 | 609 | 611 | 746 | 556 | 603 | 659 | 452 | 636 | 511 | 511 | 525 | 575 | 4,236 | ▼ | 6,994 |
| Concealed Handgun Permits | 2024 | 387 | 385 | 364 | 329 | 308 | 232 | 434 | - | - | - | - | - | 2,439 | -7% | 2,439 |
| | 2023 | 488 | 402 | 479 | 340 | 339 | 301 | 282 | 258 | 245 | 319 | 304 | 289 | 2,631 | ▼ | 4,046 |
| Miscellaneous/ Other | 2024 | 405 | 730 | 478 | 403 | 429 | 366 | 354 | - | - | - | - | - | 3,165 | 11% | 3,165 |
| | 2023 | 450 | 393 | 429 | 385 | 443 | 378 | 366 | 490 | 337 | 336 | 274 | 355 | 2,844 | ▲ | 4,636 |
| Others | 2024 | - | 1 | 1 | - | - | 1 | 4 | - | - | - | - | - | 7 | 0% | 7 |
| | 2023 | 2 | - | 1 | - | 1 | 1 | 2 | 2 | - | 1 | 1 | - | 7 | ↔ | 11 |

| Filings by Case Category | | | | | | | | | | | | | | | | |
|--|------|-----|-----|-----|-----|-----|-----|-----|-----|-----|-----|-----|-----|----------|----------|-------|
| Case Categories | | Jan | Feb | Mar | Apr | May | Jun | Jul | Aug | Sep | Oct | Nov | Dec | Thru Jul | % Change | Total |
| Administrative Law | 2024 | 1 | - | 1 | - | 1 | 1 | 1 | - | - | - | - | - | 5 | -38% | 5 |
| | 2023 | 1 | - | 4 | - | 1 | 1 | 1 | 4 | - | 1 | 2 | - | 8 | ▼ | 15 |
| Capital Murder | 2024 | - | 1 | - | - | - | - | - | - | - | - | - | - | 1 | -75% | 1 |
| | 2023 | - | - | 2 | 1 | - | - | 1 | - | - | - | 1 | - | 4 | ▼ | 5 |
| Contested Divorce | 2024 | 26 | 33 | 43 | 38 | 35 | 35 | 43 | - | - | - | - | - | 253 | -2% | 253 |
| | 2023 | 30 | 40 | 48 | 38 | 40 | 35 | 26 | 43 | 39 | 37 | 31 | 35 | 257 | ▼ | 442 |
| Domestic and Family - Level 1 | 2024 | 31 | 12 | 34 | 28 | 10 | 21 | 25 | - | - | - | - | - | 161 | -31% | 161 |
| | 2023 | 15 | 62 | 39 | 14 | 38 | 46 | 20 | 34 | 37 | 33 | 22 | 48 | 234 | ▼ | 408 |
| Domestic and Family - Level 2 | 2024 | 9 | 7 | 18 | 6 | 3 | 3 | 8 | - | - | - | - | - | 54 | -19% | 54 |
| | 2023 | 8 | 8 | 12 | 9 | 8 | 10 | 12 | 11 | 6 | 11 | 13 | 6 | 67 | ▼ | 114 |
| Felonies and Related Matters | 2024 | 436 | 362 | 379 | 373 | 323 | 267 | 364 | - | - | - | - | - | 2,504 | -16% | 2,504 |
| | 2023 | 429 | 416 | 532 | 397 | 458 | 470 | 288 | 431 | 341 | 366 | 371 | 433 | 2,990 | ▼ | 4,932 |
| General Civil - Level 1 | 2024 | - | 1 | 5 | 1 | 2 | 6 | 3 | - | - | - | - | - | 18 | 6% | 18 |
| | 2023 | 2 | 3 | 3 | 3 | 3 | 3 | - | 3 | 1 | - | - | 2 | 17 | ▲ | 23 |
| General Civil - Level 2 | 2024 | 20 | 28 | 56 | 34 | 37 | 58 | 47 | - | - | - | - | - | 280 | 9% | 280 |
| | 2023 | 39 | 30 | 39 | 30 | 45 | 36 | 37 | 120 | 35 | 33 | 38 | 34 | 256 | ▲ | 516 |
| General Civil - Level 3 | 2024 | 12 | 13 | 39 | 19 | 22 | 27 | 16 | - | - | - | - | - | 148 | 16% | 148 |
| | 2023 | 41 | 15 | 15 | 18 | 15 | 16 | 8 | 61 | 11 | 15 | 12 | 13 | 128 | ▲ | 240 |
| Miscellaneous Civil | 2024 | 482 | 493 | 469 | 431 | 462 | 331 | 549 | - | - | - | - | - | 3,217 | -7% | 3,217 |
| | 2023 | 615 | 535 | 633 | 476 | 419 | 395 | 386 | 354 | 338 | 409 | 393 | 393 | 3,459 | ▼ | 5,346 |
| Misdemeanor | 2024 | 131 | 151 | 177 | 112 | 131 | 104 | 126 | - | - | - | - | - | 932 | -10% | 932 |
| | 2023 | 147 | 160 | 171 | 141 | 116 | 153 | 142 | 163 | 142 | 119 | 114 | 111 | 1,030 | ▼ | 1,679 |
| Other | 2024 | 304 | 615 | 330 | 294 | 265 | 222 | 232 | - | - | - | - | - | 2,262 | 17% | 2,262 |
| | 2023 | 308 | 251 | 265 | 238 | 338 | 279 | 253 | 259 | 243 | 247 | 184 | 246 | 1,932 | ▲ | 3,111 |
| Other Criminally Related Matters | 2024 | 36 | 30 | 56 | 40 | 42 | 38 | 45 | - | - | - | - | - | 287 | 23% | 287 |
| | 2023 | 34 | 38 | 43 | 23 | 31 | 41 | 23 | 43 | 30 | 35 | 39 | 31 | 233 | ▲ | 411 |
| Probates/Wills & Trusts - Level 1 | 2024 | 2 | 3 | 4 | 1 | 3 | 3 | 3 | - | - | - | - | - | 19 | 19% | 19 |
| | 2023 | 3 | 3 | 1 | 2 | 2 | 4 | 1 | 2 | 5 | 3 | - | - | 16 | ▲ | 26 |
| Probates/Wills & Trusts - Level 2 | 2024 | 12 | 17 | 12 | 13 | 14 | 8 | 10 | - | - | - | - | - | 86 | 25% | 86 |
| | 2023 | 11 | 10 | 17 | 8 | 9 | 9 | 5 | 14 | 7 | 6 | 16 | 5 | 69 | ▲ | 117 |
| Uncontested Divorce | 2024 | 77 | 97 | 89 | 89 | 104 | 72 | 104 | - | - | - | - | - | 632 | 0% | 632 |
| | 2023 | 102 | 73 | 107 | 92 | 102 | 70 | 83 | 96 | 71 | 88 | 61 | 72 | 629 | ▲ | 1,017 |


This report reflects data in the case management system. Numbers will update accordingly as reports are refreshed and posted.

Dashboard

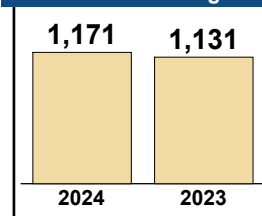
Court: Accomack Circuit
Start/End Date: Jan-23 / Jul-24
2023 Average Month: 152
Jan-Jul 2023: 1,131
Filings Trending: ▲

Circuit/Court ID: 2 202001
Type of Case: Filings
2024 Average Month: 167
Jan-Jul 2024 : 1,171
Overall AVG. Month: 158

Monthly Filings Summary



Jan --- Jul Filings



Filings by Division

| Divisions | | Jan | Feb | Mar | Apr | May | Jun | Jul | Aug | Sep | Oct | Nov | Dec | Thru Jul | % Change | Total |
|----------------------------------|------|-----|-----|-----|-----|-----|-----|-----|-----|-----|-----|-----|-----|----------|----------|-------|
| Total | 2024 | 124 | 232 | 140 | 230 | 93 | 228 | 124 | - | - | - | - | - | 1,171 | 4% | 1,171 |
| | 2023 | 146 | 221 | 136 | 199 | 191 | 131 | 107 | 200 | 99 | 171 | 101 | 127 | 1,131 | ▲ | 1,829 |
| Civil | 2024 | 19 | 17 | 21 | 18 | 6 | 13 | 22 | - | - | - | - | - | 116 | 5% | 116 |
| | 2023 | 14 | 12 | 25 | 22 | 20 | 7 | 11 | 17 | 17 | 20 | 21 | 6 | 111 | ▲ | 192 |
| Criminal | 2024 | 31 | 137 | 32 | 142 | 36 | 168 | 73 | - | - | - | - | - | 619 | 56% | 619 |
| | 2023 | 26 | 92 | 17 | 96 | 81 | 60 | 24 | 121 | 29 | 73 | 8 | 63 | 396 | ▲ | 690 |
| Concealed Handgun Permits | 2024 | 51 | 44 | 42 | 52 | 31 | 39 | 16 | - | - | - | - | - | 275 | -30% | 275 |
| | 2023 | 73 | 74 | 69 | 52 | 53 | 38 | 35 | 38 | 29 | 70 | 52 | 34 | 394 | ▼ | 617 |
| Miscellaneous/ Other | 2024 | 23 | 34 | 45 | 18 | 20 | 8 | 13 | - | - | - | - | - | 161 | -30% | 161 |
| | 2023 | 33 | 43 | 25 | 29 | 37 | 26 | 37 | 24 | 24 | 8 | 20 | 24 | 230 | ▼ | 330 |

Filings by Case Category

| Case Categories | | Jan | Feb | Mar | Apr | May | Jun | Jul | Aug | Sep | Oct | Nov | Dec | Thru Jul | % Change | Total |
|--|------|-----|-----|-----|-----|-----|-----|-----|-----|-----|-----|-----|-----|----------|----------|-------|
| Administrative Law | 2024 | - | - | 1 | - | - | - | - | - | - | - | - | - | 1 | -50% | 1 |
| | 2023 | - | 1 | - | - | 1 | - | - | - | - | 1 | - | - | 2 | ▼ | 3 |
| Capital Murder | 2024 | - | - | - | - | - | - | - | - | - | - | - | - | 0 | 0 | 0 |
| | 2023 | - | - | - | - | - | - | - | 2 | - | - | - | - | 0 | ↔ | 2 |
| Contested Divorce | 2024 | 3 | 1 | 4 | 3 | 1 | 5 | 1 | - | - | - | - | - | 18 | 0% | 18 |
| | 2023 | 3 | 3 | 5 | 3 | 2 | 1 | 1 | 5 | 3 | 2 | - | - | 18 | ↔ | 28 |
| Domestic and Family - Level 1 | 2024 | 1 | 2 | 1 | - | - | - | - | - | - | - | - | - | 4 | -56% | 4 |
| | 2023 | - | - | 2 | 3 | 2 | - | 2 | - | 2 | - | 2 | - | 9 | ▼ | 13 |
| Domestic and Family - Level 2 | 2024 | - | 1 | - | - | - | 1 | 2 | - | - | - | - | - | 4 | -20% | 4 |
| | 2023 | - | - | 1 | 1 | - | 1 | 2 | - | - | - | - | - | 5 | ▼ | 5 |
| Felonies and Related Matters | 2024 | 18 | 122 | 15 | 113 | 28 | 134 | 46 | - | - | - | - | - | 476 | 72% | 476 |
| | 2023 | 17 | 69 | 12 | 54 | 68 | 42 | 14 | 48 | 12 | 43 | 7 | 40 | 276 | ▲ | 426 |
| General Civil - Level 1 | 2024 | - | - | - | - | - | - | - | - | - | - | - | - | 0 | -100% | 0 |
| | 2023 | - | - | - | - | - | 1 | - | 2 | 2 | - | 1 | 1 | 1 | ▼ | 7 |
| General Civil - Level 2 | 2024 | 2 | 4 | 5 | 2 | 3 | 2 | 3 | - | - | - | - | - | 21 | -5% | 21 |
| | 2023 | 5 | 2 | 4 | 2 | 4 | 2 | 3 | 8 | 6 | 1 | 7 | 10 | 22 | ▼ | 54 |
| General Civil - Level 3 | 2024 | 14 | 7 | 11 | 2 | 2 | 2 | 12 | - | - | - | - | - | 50 | 39% | 50 |
| | 2023 | 3 | 4 | 12 | 4 | 10 | - | 3 | 5 | 4 | 8 | 12 | 7 | 36 | ▲ | 72 |
| Miscellaneous Civil | 2024 | 59 | 57 | 57 | 59 | 35 | 45 | 28 | - | - | - | - | - | 340 | -29% | 340 |
| | 2023 | 88 | 89 | 82 | 62 | 64 | 47 | 49 | 46 | 36 | 78 | 61 | 43 | 481 | ▼ | 745 |
| Misdemeanor | 2024 | 10 | 13 | 11 | 24 | 6 | 28 | 23 | - | - | - | - | - | 115 | 17% | 115 |
| | 2023 | 7 | 21 | 4 | 40 | 10 | 14 | 2 | 69 | 9 | 25 | 1 | 18 | 98 | ▲ | 220 |
| Other | 2024 | 11 | 16 | 19 | 10 | 12 | 1 | 1 | - | - | - | - | - | 70 | -38% | 70 |
| | 2023 | 13 | 23 | 6 | 17 | 21 | 14 | 19 | 5 | 9 | - | 1 | - | 113 | ▼ | 128 |
| Other Criminally Related Matters | 2024 | 4 | 2 | 6 | 5 | 2 | 6 | 4 | - | - | - | - | - | 29 | 26% | 29 |
| | 2023 | 2 | 2 | 2 | 2 | 3 | 4 | 8 | 2 | 9 | 5 | - | 5 | 23 | ▲ | 44 |
| Probates/Wills & Trusts - Level 1 | 2024 | - | - | - | - | - | - | - | - | - | - | - | - | 0 | -100% | 0 |
| | 2023 | - | 1 | - | - | - | - | - | - | - | - | - | - | 1 | ▼ | 1 |
| Probates/Wills & Trusts - Level 2 | 2024 | - | - | - | 2 | - | - | - | - | - | - | - | - | 2 | 100% | 2 |
| | 2023 | - | - | 1 | - | - | - | - | 1 | - | 1 | - | - | 1 | ▲ | 3 |
| Protective Orders | 2024 | - | - | - | 1 | - | - | - | - | - | - | - | - | 1 | -67% | 1 |
| | 2023 | 1 | - | 1 | 1 | - | - | - | - | - | - | - | - | 3 | ▼ | 3 |
| Uncontested Divorce | 2024 | 2 | 7 | 10 | 9 | 4 | 4 | 4 | - | - | - | - | - | 40 | -5% | 40 |
| | 2023 | 7 | 6 | 4 | 10 | 6 | 5 | 4 | 7 | 7 | 7 | 9 | 3 | 42 | ▼ | 75 |

| Dashboard | | Monthly Filings Summary | | Jan --- Jul Filings | |
|--|-----------------------------------|-------------------------|--|---------------------|--|
| Court: Northampton Circuit | Circuit/Court ID: 2 202131 | | | | |
| Start/End Date: Jan-23 / Jul-24 | Type of Case: Filings | | | | |
| 2023 Average Month: 112 | 2024 Average Month: 116 | | | | |
| Jan-Jul 2023: 718 | Jan-Jul 2024 : 812 | | | | |
| Filings Trending: ▲ | Overall AVG. Month: 113 | | | | |

| Filings by Division | | | | | | | | | | | | | | | | |
|----------------------------------|------|-----|-----|-----|-----|-----|-----|-----|-----|-----|-----|-----|-----|----------|----------|-------|
| Divisions | | Jan | Feb | Mar | Apr | May | Jun | Jul | Aug | Sep | Oct | Nov | Dec | Thru Jul | % Change | Total |
| Total | 2024 | 80 | 90 | 159 | 135 | 153 | 80 | 115 | - | - | - | - | - | 812 | 13% | 812 |
| | 2023 | 120 | 138 | 85 | 73 | 127 | 95 | 80 | 155 | 148 | 159 | 107 | 55 | 718 | ▲ | 1,342 |
| Civil | 2024 | 2 | 7 | 5 | 8 | 4 | 7 | 5 | - | - | - | - | - | 38 | -27% | 38 |
| | 2023 | 3 | 8 | 6 | 10 | 5 | 7 | 13 | 33 | 22 | 20 | 5 | 2 | 52 | ▼ | 134 |
| Criminal | 2024 | 49 | 53 | 120 | 102 | 116 | 44 | 65 | - | - | - | - | - | 549 | 7% | 549 |
| | 2023 | 86 | 108 | 57 | 34 | 110 | 69 | 48 | 92 | 108 | 101 | 76 | 40 | 512 | ▲ | 929 |
| Concealed Handgun Permits | 2024 | 19 | 17 | 22 | 16 | 15 | 15 | 13 | - | - | - | - | - | 117 | 2% | 117 |
| | 2023 | 25 | 15 | 13 | 26 | 10 | 14 | 12 | 19 | 12 | 31 | 17 | 11 | 115 | ▲ | 205 |
| Miscellaneous/Other | 2024 | 10 | 12 | 12 | 9 | 18 | 14 | 32 | - | - | - | - | - | 107 | 174% | 107 |
| | 2023 | 6 | 7 | 9 | 3 | 2 | 5 | 7 | 11 | 6 | 7 | 9 | 2 | 39 | ▲ | 74 |
| Others | 2024 | - | 1 | - | - | - | - | - | - | - | - | - | - | 1 | 1 | 1 |
| | 2023 | - | - | - | - | - | - | - | - | - | - | - | - | 0 | ↔ | 0 |

| Filings by Case Category | | | | | | | | | | | | | | | | |
|--|------|-----|-----|-----|-----|-----|-----|-----|-----|-----|-----|-----|-----|----------|----------|-------|
| Case Categories | | Jan | Feb | Mar | Apr | May | Jun | Jul | Aug | Sep | Oct | Nov | Dec | Thru Jul | % Change | Total |
| Administrative Law | 2024 | 1 | - | - | - | - | - | - | - | - | - | - | - | 1 | 0% | 1 |
| | 2023 | - | 1 | - | - | - | - | - | - | - | - | - | 1 | 1 | ↔ | 2 |
| Capital Murder | 2024 | - | - | 2 | - | - | - | - | - | - | - | - | - | 2 | 0% | 2 |
| | 2023 | 2 | - | - | - | - | - | - | - | - | - | - | - | 2 | ↔ | 2 |
| Contested Divorce | 2024 | - | - | 2 | 1 | - | 1 | - | - | - | - | - | - | 4 | -33% | 4 |
| | 2023 | 1 | 2 | - | 1 | - | 2 | - | - | 2 | - | - | - | 6 | ▼ | 8 |
| Domestic and Family - Level 1 | 2024 | 1 | - | - | - | 1 | 2 | 1 | - | - | - | - | - | 5 | 67% | 5 |
| | 2023 | - | - | - | 1 | 1 | 1 | - | - | 2 | 1 | 1 | - | 3 | ▲ | 7 |
| Domestic and Family - Level 2 | 2024 | - | - | - | 1 | - | 1 | - | - | - | - | - | - | 2 | 0% | 2 |
| | 2023 | - | - | - | - | 1 | 1 | - | - | - | 1 | 1 | - | 2 | ↔ | 4 |
| Felonies and Related Matters | 2024 | 16 | 25 | 63 | 64 | 81 | 17 | 35 | - | - | - | - | - | 301 | 15% | 301 |
| | 2023 | 55 | 60 | 26 | 9 | 69 | 28 | 14 | 35 | 28 | 44 | 33 | 14 | 261 | ▲ | 415 |
| General Civil - Level 2 | 2024 | - | 3 | 2 | 1 | 3 | 1 | 2 | - | - | - | - | - | 12 | -37% | 12 |
| | 2023 | 1 | 3 | 2 | 3 | 3 | 2 | 5 | 35 | 11 | 19 | 2 | 1 | 19 | ▼ | 87 |
| General Civil - Level 3 | 2024 | - | 3 | - | 1 | - | - | 2 | - | - | - | - | - | 6 | -33% | 6 |
| | 2023 | 1 | - | 1 | 3 | - | - | 4 | - | 6 | 1 | 1 | - | 9 | ▼ | 17 |
| Miscellaneous Civil | 2024 | 24 | 22 | 25 | 23 | 21 | 20 | 22 | - | - | - | - | - | 157 | 5% | 157 |
| | 2023 | 31 | 22 | 21 | 29 | 11 | 18 | 18 | 27 | 16 | 35 | 26 | 13 | 150 | ▲ | 267 |
| Misdemeanor | 2024 | 22 | 26 | 45 | 26 | 32 | 21 | 18 | - | - | - | - | - | 190 | -4% | 190 |
| | 2023 | 23 | 43 | 24 | 16 | 31 | 35 | 26 | 50 | 56 | 44 | 37 | 22 | 198 | ▼ | 407 |
| Other | 2024 | 5 | 8 | 10 | 3 | 10 | 9 | 22 | - | - | - | - | - | 67 | 6,600% | 67 |
| | 2023 | - | - | 1 | - | - | - | - | - | 1 | - | - | - | 1 | ▲ | 2 |
| Other Criminally Related Matters | 2024 | 11 | 2 | 10 | 12 | 3 | 7 | 13 | - | - | - | - | - | 58 | 9% | 58 |
| | 2023 | 6 | 6 | 8 | 9 | 10 | 6 | 8 | 8 | 24 | 13 | 6 | 4 | 53 | ▲ | 108 |
| Probates/Wills & Trusts - Level 2 | 2024 | - | - | - | - | - | - | - | - | - | - | - | - | 0 | -100% | 0 |
| | 2023 | - | - | - | 1 | 1 | - | - | - | - | - | - | - | 2 | ▼ | 2 |
| Uncontested Divorce | 2024 | - | 1 | - | 3 | 2 | 1 | - | - | - | - | - | - | 7 | -36% | 7 |
| | 2023 | - | 1 | 2 | 1 | - | 2 | 5 | - | 2 | 1 | - | - | 11 | ▼ | 14 |

CPSS-CCMS-10.01 CASELOAD STATISTICS OF THE CIRCUIT COURTS

January 2023 -- July 2024 Filings

Alexandria and Fairfax Circuit are not Included in State Totals

| Dashboard | | Monthly Filings Summary | | Jan --- Jul Filings | | | | | |
|---|---|-------------------------|--|---|--|-------|-------|------|------|
| <p>Court: Virginia Beach Circuit Start/End Date: Jan-23 / Jul-24 2023 Average Month: 1,912 Jan-Jul 2023: 9,349 Filings Trending: ▲</p> | <p>Circuit/Court ID: 2 202810 Type of Case: Filings 2024 Average Month: 1,376 Jan-Jul 2024 : 9,633 Overall AVG. Month: 1,715</p> | | | <table border="1" style="margin: auto;"> <tr> <td style="text-align: center; width: 50px;">9,633</td> <td style="text-align: center; width: 50px;">9,349</td> </tr> <tr> <td style="text-align: center;">2024</td> <td style="text-align: center;">2023</td> </tr> </table> | | 9,633 | 9,349 | 2024 | 2023 |
| 9,633 | 9,349 | | | | | | | | |
| 2024 | 2023 | | | | | | | | |

| Filings by Division | | | | | | | | | | | | | | | | |
|----------------------------------|------|-------|-------|-------|-------|-------|-------|-------|-------|-------|-------|-------|-------|----------|----------|--------|
| Divisions | | Jan | Feb | Mar | Apr | May | Jun | Jul | Aug | Sep | Oct | Nov | Dec | Thru Jul | % Change | Total |
| Total | 2024 | 1,334 | 1,385 | 1,244 | 1,554 | 1,348 | 1,348 | 1,420 | - | - | - | - | - | 9,633 | 3% | 9,633 |
| | 2023 | 1,253 | 1,281 | 1,544 | 1,207 | 1,354 | 1,420 | 1,290 | 1,344 | 1,246 | 1,431 | 1,242 | 8,334 | 9,349 | ▲ | 22,946 |
| Civil | 2024 | 328 | 383 | 365 | 446 | 359 | 374 | 387 | - | - | - | - | - | 2,642 | 5% | 2,642 |
| | 2023 | 338 | 354 | 382 | 303 | 399 | 382 | 348 | 380 | 348 | 359 | 336 | 303 | 2,506 | ▲ | 4,232 |
| Criminal | 2024 | 620 | 597 | 521 | 724 | 601 | 531 | 629 | - | - | - | - | - | 4,223 | 2% | 4,223 |
| | 2023 | 545 | 558 | 689 | 542 | 619 | 589 | 593 | 602 | 543 | 676 | 556 | 705 | 4,135 | ▲ | 7,217 |
| Concealed Handgun Permits | 2024 | - | - | - | - | - | - | - | - | - | - | - | - | 0 | 0 | 0 |
| | 2023 | - | - | - | - | - | - | - | - | - | - | - | 6,987 | 0 | ↔ | 6,987 |
| Miscellaneous/ Other | 2024 | 384 | 398 | 358 | 384 | 384 | 440 | 402 | - | - | - | - | - | 2,750 | 2% | 2,750 |
| | 2023 | 370 | 369 | 473 | 361 | 336 | 448 | 349 | 361 | 354 | 393 | 348 | 338 | 2,706 | ▲ | 4,500 |
| Others | 2024 | 2 | 7 | - | - | 4 | 3 | 2 | - | - | - | - | - | 18 | 800% | 18 |
| | 2023 | - | - | - | 1 | - | 1 | - | 1 | 1 | 3 | 2 | 1 | 2 | ▲ | 10 |

| Filings by Case Category | | | | | | | | | | | | | | | | |
|--|------|-----|-----|-----|-----|-----|-----|-----|-----|-----|-----|-----|-------|----------|----------|-------|
| Case Categories | | Jan | Feb | Mar | Apr | May | Jun | Jul | Aug | Sep | Oct | Nov | Dec | Thru Jul | % Change | Total |
| Administrative Law | 2024 | 2 | 2 | - | 1 | 1 | 2 | - | - | - | - | - | - | 8 | 100% | 8 |
| | 2023 | 1 | 1 | 1 | 1 | - | - | - | - | - | - | - | 3 | 4 | ▲ | 10 |
| Capital Murder | 2024 | 1 | 1 | 1 | - | - | - | - | - | - | - | - | - | 3 | 0% | 3 |
| | 2023 | - | - | - | 2 | - | 1 | - | - | - | - | - | - | 3 | ↔ | 3 |
| Contested Divorce | 2024 | 23 | 25 | 22 | 31 | 34 | 20 | 39 | - | - | - | - | - | 194 | -4% | 194 |
| | 2023 | 34 | 33 | 32 | 22 | 34 | 17 | 31 | 24 | 30 | 20 | 21 | 21 | 203 | ▼ | 319 |
| Domestic and Family - Level 1 | 2024 | 38 | 39 | 41 | 43 | 33 | 48 | 44 | - | - | - | - | - | 286 | 6% | 286 |
| | 2023 | 32 | 60 | 43 | 28 | 42 | 26 | 40 | 50 | 44 | 37 | 32 | 29 | 271 | ▲ | 463 |
| Domestic and Family - Level 2 | 2024 | 25 | 21 | 23 | 24 | 20 | 20 | 26 | - | - | - | - | - | 159 | 14% | 159 |
| | 2023 | 26 | 14 | 24 | 18 | 14 | 24 | 19 | 21 | 12 | 24 | 17 | 15 | 139 | ▲ | 228 |
| Felonies and Related Matters | 2024 | 436 | 330 | 332 | 431 | 373 | 284 | 336 | - | - | - | - | - | 2,522 | 1% | 2,522 |
| | 2023 | 383 | 331 | 382 | 324 | 340 | 345 | 385 | 330 | 300 | 433 | 324 | 490 | 2,490 | ▲ | 4,367 |
| General Civil - Level 1 | 2024 | 2 | 3 | 4 | 11 | 9 | 4 | 1 | - | - | - | - | - | 34 | 10% | 34 |
| | 2023 | 2 | 4 | 4 | 6 | 2 | 9 | 4 | 5 | 7 | 10 | 5 | 7 | 31 | ▲ | 65 |
| General Civil - Level 2 | 2024 | 83 | 91 | 88 | 103 | 75 | 92 | 65 | - | - | - | - | - | 597 | 33% | 597 |
| | 2023 | 55 | 70 | 82 | 46 | 72 | 61 | 64 | 82 | 79 | 78 | 53 | 55 | 450 | ▲ | 797 |
| General Civil - Level 3 | 2024 | 94 | 145 | 121 | 158 | 134 | 122 | 143 | - | - | - | - | - | 917 | -4% | 917 |
| | 2023 | 129 | 122 | 126 | 144 | 157 | 168 | 112 | 126 | 119 | 126 | 139 | 115 | 958 | ▼ | 1,583 |
| Miscellaneous Civil | 2024 | 163 | 222 | 186 | 198 | 192 | 197 | 214 | - | - | - | - | - | 1,372 | 7% | 1,372 |
| | 2023 | 164 | 173 | 237 | 174 | 165 | 206 | 164 | 163 | 178 | 172 | 150 | 7,142 | 1,283 | ▲ | 9,088 |
| Misdemeanor | 2024 | 170 | 227 | 164 | 241 | 180 | 193 | 248 | - | - | - | - | - | 1,423 | 3% | 1,423 |
| | 2023 | 145 | 181 | 264 | 186 | 244 | 185 | 183 | 212 | 201 | 222 | 192 | 177 | 1,388 | ▲ | 2,392 |
| Other | 2024 | 194 | 153 | 148 | 157 | 162 | 209 | 175 | - | - | - | - | - | 1,198 | -5% | 1,198 |
| | 2023 | 189 | 168 | 209 | 155 | 155 | 213 | 168 | 164 | 148 | 209 | 192 | 164 | 1,257 | ▼ | 2,134 |
| Other Criminally Related Matters | 2024 | 21 | 48 | 38 | 56 | 54 | 63 | 53 | - | - | - | - | - | 333 | 16% | 333 |
| | 2023 | 19 | 53 | 45 | 35 | 39 | 62 | 35 | 72 | 49 | 27 | 46 | 44 | 288 | ▲ | 526 |
| Probates/Wills & Trusts - Level 1 | 2024 | 2 | 1 | 1 | 2 | 1 | - | 2 | - | - | - | - | - | 9 | 80% | 9 |
| | 2023 | - | - | 1 | - | 2 | 2 | - | 1 | 1 | - | - | - | 5 | ▲ | 7 |
| Probates/Wills & Trusts - Level 2 | 2024 | 12 | 13 | 10 | 25 | 18 | 26 | 16 | - | - | - | - | - | 120 | -4% | 120 |
| | 2023 | 13 | 13 | 16 | 20 | 26 | 25 | 12 | 19 | 18 | 16 | 14 | 12 | 125 | ▼ | 204 |
| Protective Orders | 2024 | - | 1 | 1 | 1 | 1 | 1 | - | - | - | - | - | - | 5 | -38% | 5 |
| | 2023 | 1 | - | 2 | 1 | 4 | - | - | - | - | 4 | 3 | - | 8 | ▼ | 15 |
| Uncontested Divorce | 2024 | 68 | 63 | 64 | 72 | 61 | 67 | 58 | - | - | - | - | - | 453 | 2% | 453 |
| | 2023 | 60 | 58 | 76 | 45 | 58 | 76 | 73 | 75 | 60 | 53 | 51 | 60 | 446 | ▲ | 745 |

This report reflects data in the case management system. Numbers will update accordingly as reports are refreshed and posted.

| Dashboard | Monthly Filings Summary | Jan --- Jul Filings |
|---|--|---|
| <p>Court: Portsmouth Circuit Start/End Date: Jan-23 / Jul-24 2023 Average Month: 652 Jan-Jul 2023: 4,860 Filings Trending: ▼</p> | <p>Circuit/Court ID: 3 203740 Type of Case: Filings 2024 Average Month: 601 Jan-Jul 2024 : 4,207 Overall AVG. Month: 633</p> <p style="text-align: center;">Jan 23 - Jul 24</p> | <p style="text-align: center;">4,207 4,860</p> <p style="text-align: center;">2024 2023</p> |

| Filings by Division | | | | | | | | | | | | | | | | |
|----------------------------------|------|-----|-----|-----|-----|-----|-----|-----|-----|-----|-----|-----|-----|----------|----------|-------|
| Divisions | | Jan | Feb | Mar | Apr | May | Jun | Jul | Aug | Sep | Oct | Nov | Dec | Thru Jul | % Change | Total |
| Total | 2024 | 585 | 593 | 737 | 644 | 567 | 550 | 531 | - | - | - | - | - | 4,207 | -13% | 4,207 |
| | 2023 | 794 | 776 | 726 | 701 | 722 | 508 | 633 | 650 | 521 | 700 | 549 | 538 | 4,860 | ▼ | 7,818 |
| Civil | 2024 | 217 | 176 | 304 | 228 | 143 | 237 | 209 | - | - | - | - | - | 1,514 | -12% | 1,514 |
| | 2023 | 292 | 243 | 218 | 225 | 286 | 162 | 299 | 191 | 176 | 286 | 207 | 203 | 1,725 | ▼ | 2,788 |
| Criminal | 2024 | 95 | 96 | 151 | 110 | 161 | 109 | 110 | - | - | - | - | - | 832 | -17% | 832 |
| | 2023 | 117 | 174 | 99 | 163 | 188 | 131 | 129 | 208 | 132 | 132 | 93 | 133 | 1,001 | ▼ | 1,699 |
| Concealed Handgun Permits | 2024 | 120 | 132 | 114 | 117 | 119 | 102 | 109 | - | - | - | - | - | 813 | -5% | 813 |
| | 2023 | 183 | 144 | 149 | 102 | 115 | 79 | 86 | 105 | 78 | 109 | 81 | 98 | 858 | ▼ | 1,329 |
| Miscellaneous/Other | 2024 | 153 | 189 | 168 | 188 | 143 | 101 | 102 | - | - | - | - | - | 1,044 | -18% | 1,044 |
| | 2023 | 201 | 215 | 260 | 211 | 132 | 136 | 119 | 142 | 134 | 173 | 168 | 104 | 1,274 | ▼ | 1,995 |
| Others | 2024 | - | - | - | 1 | 1 | 1 | 1 | - | - | - | - | - | 4 | 100% | 4 |
| | 2023 | 1 | - | - | - | 1 | - | - | 4 | 1 | - | - | - | 2 | ▲ | 7 |

| Filings by Case Category | | | | | | | | | | | | | | | | |
|--|------|-----|-----|-----|-----|-----|-----|-----|-----|-----|-----|-----|-----|----------|----------|-------|
| Case Categories | | Jan | Feb | Mar | Apr | May | Jun | Jul | Aug | Sep | Oct | Nov | Dec | Thru Jul | % Change | Total |
| Administrative Law | 2024 | - | 1 | 1 | - | - | - | 1 | - | - | - | - | - | 3 | -57% | 3 |
| | 2023 | - | 1 | 2 | - | 3 | - | 1 | 1 | - | 1 | 1 | - | 7 | ▼ | 10 |
| Capital Murder | 2024 | - | - | 1 | - | 2 | 1 | 1 | - | - | - | - | - | 5 | -69% | 5 |
| | 2023 | 4 | 6 | - | 1 | 3 | - | 2 | - | - | - | - | - | 16 | ▼ | 16 |
| Contested Divorce | 2024 | 7 | 12 | 11 | 9 | 8 | 8 | 6 | - | - | - | - | - | 61 | -3% | 61 |
| | 2023 | 8 | 9 | 11 | 10 | 10 | 7 | 8 | 8 | 11 | 6 | 7 | 8 | 63 | ▼ | 103 |
| Domestic and Family - Level 1 | 2024 | 12 | 16 | 10 | 13 | 15 | 16 | 10 | - | - | - | - | - | 92 | 53% | 92 |
| | 2023 | 10 | 11 | 14 | 14 | 4 | 3 | 4 | 14 | 4 | 17 | 17 | 17 | 60 | ▲ | 129 |
| Domestic and Family - Level 2 | 2024 | 1 | 5 | 3 | 1 | - | 5 | 2 | - | - | - | - | - | 17 | 89% | 17 |
| | 2023 | - | - | 2 | 2 | 2 | 2 | 1 | 2 | 7 | 1 | 2 | 6 | 9 | ▲ | 27 |
| Felonies and Related Matters | 2024 | 61 | 44 | 112 | 40 | 95 | 51 | 66 | - | - | - | - | - | 469 | -13% | 469 |
| | 2023 | 61 | 88 | 40 | 88 | 107 | 78 | 79 | 129 | 66 | 91 | 49 | 71 | 541 | ▼ | 947 |
| General Civil - Level 1 | 2024 | - | 2 | 5 | 1 | 1 | 2 | 3 | - | - | - | - | - | 14 | 75% | 14 |
| | 2023 | 1 | - | 3 | 1 | 1 | 1 | 1 | 2 | 1 | 1 | - | 1 | 8 | ▲ | 13 |
| General Civil - Level 2 | 2024 | 13 | 14 | 20 | 23 | 24 | 19 | 15 | - | - | - | - | - | 128 | -4% | 128 |
| | 2023 | 14 | 22 | 24 | 21 | 20 | 19 | 14 | 20 | 15 | 27 | 18 | 13 | 134 | ▼ | 227 |
| General Civil - Level 3 | 2024 | 149 | 103 | 218 | 153 | 73 | 173 | 150 | - | - | - | - | - | 1,019 | -20% | 1,019 |
| | 2023 | 246 | 167 | 131 | 150 | 229 | 107 | 246 | 125 | 125 | 218 | 146 | 143 | 1,276 | ▼ | 2,033 |
| Miscellaneous Civil | 2024 | 205 | 233 | 200 | 223 | 190 | 165 | 179 | - | - | - | - | - | 1,395 | -9% | 1,395 |
| | 2023 | 303 | 254 | 280 | 236 | 175 | 146 | 146 | 179 | 160 | 186 | 194 | 167 | 1,540 | ▼ | 2,426 |
| Misdemeanor | 2024 | 25 | 35 | 25 | 35 | 38 | 41 | 24 | - | - | - | - | - | 223 | -11% | 223 |
| | 2023 | 34 | 41 | 30 | 36 | 45 | 27 | 37 | 55 | 53 | 25 | 33 | 50 | 250 | ▼ | 466 |
| Other | 2024 | 64 | 90 | 83 | 85 | 72 | 38 | 27 | - | - | - | - | - | 459 | -20% | 459 |
| | 2023 | 79 | 103 | 119 | 75 | 72 | 71 | 56 | 70 | 52 | 87 | 52 | 28 | 575 | ▼ | 864 |
| Other Criminally Related Matters | 2024 | 22 | 19 | 16 | 36 | 26 | 19 | 19 | - | - | - | - | - | 157 | -26% | 157 |
| | 2023 | 18 | 47 | 34 | 38 | 34 | 27 | 13 | 26 | 13 | 16 | 14 | 12 | 211 | ▼ | 292 |
| Probates/Wills & Trusts - Level 1 | 2024 | - | - | 3 | 2 | 2 | - | 1 | - | - | - | - | - | 8 | 60% | 8 |
| | 2023 | - | 3 | 1 | 1 | - | - | - | - | 1 | - | - | 1 | 5 | ▲ | 7 |
| Probates/Wills & Trusts - Level 2 | 2024 | 4 | 4 | 7 | 2 | 3 | 2 | 4 | - | - | - | - | - | 26 | 8% | 26 |
| | 2023 | 3 | 3 | 5 | 6 | 1 | 2 | 4 | 3 | 2 | 3 | 4 | 2 | 24 | ▲ | 38 |
| Protective Orders | 2024 | - | - | - | - | - | - | - | - | - | - | - | - | 0 | -100% | 0 |
| | 2023 | 1 | 3 | 6 | 1 | - | - | - | - | - | - | - | - | 11 | ▼ | 11 |
| Uncontested Divorce | 2024 | 22 | 15 | 22 | 21 | 18 | 10 | 23 | - | - | - | - | - | 131 | 1% | 131 |
| | 2023 | 12 | 18 | 24 | 21 | 16 | 18 | 21 | 16 | 11 | 21 | 12 | 19 | 130 | ▲ | 209 |

This report reflects data in the case management system. Numbers will update accordingly as reports are refreshed and posted.

| Dashboard | | Monthly Filings Summary | | Jan --- Jul Filings | |
|--|-----------------------------------|-------------------------|--|---------------------|--|
| Court: Norfolk Circuit | Circuit/Court ID: 4 204710 | | | | |
| Start/End Date: Jan-23 / Jul-24 | Type of Case: Filings | | | | |
| 2023 Average Month: 1,717 | 2024 Average Month: 1,695 | | | | |
| Jan-Jul 2023: 13,325 | Jan-Jul 2024 : 11,862 | | | | |
| Filings Trending: ▼ | Overall AVG. Month: 1,708 | | | | |

| Filings by Division | | | | | | | | | | | | | | | | |
|----------------------------------|------|-------|-------|-------|-------|-------|-------|-------|-------|-------|-------|-------|-------|----------|----------|--------|
| Divisions | | Jan | Feb | Mar | Apr | May | Jun | Jul | Aug | Sep | Oct | Nov | Dec | Thru Jul | % Change | Total |
| Total | 2024 | 2,004 | 1,326 | 2,522 | 1,301 | 1,300 | 1,831 | 1,578 | - | - | - | - | - | 11,862 | -11% | 11,862 |
| | 2023 | 2,565 | 1,720 | 2,664 | 1,500 | 2,471 | 1,170 | 1,235 | 1,561 | 1,791 | 1,215 | 1,141 | 1,566 | 13,325 | ▼ | 20,599 |
| Civil | 2024 | 381 | 407 | 436 | 408 | 439 | 384 | 434 | - | - | - | - | - | 2,889 | 0% | 2,889 |
| | 2023 | 399 | 410 | 480 | 382 | 417 | 433 | 374 | 464 | 374 | 407 | 365 | 353 | 2,895 | ▼ | 4,858 |
| Criminal | 2024 | 382 | 359 | 394 | 327 | 345 | 377 | 441 | - | - | - | - | - | 2,625 | -4% | 2,625 |
| | 2023 | 428 | 382 | 414 | 353 | 399 | 369 | 393 | 435 | 335 | 339 | 373 | 359 | 2,738 | ▼ | 4,579 |
| Concealed Handgun Permits | 2024 | 224 | 239 | 202 | 235 | 194 | 171 | 186 | - | - | - | - | - | 1,451 | -15% | 1,451 |
| | 2023 | 267 | 243 | 314 | 251 | 240 | 186 | 204 | 200 | 182 | 192 | 170 | 193 | 1,705 | ▼ | 2,642 |
| Miscellaneous/ Other | 2024 | 1,015 | 319 | 1,483 | 323 | 315 | 882 | 508 | - | - | - | - | - | 4,845 | -19% | 4,845 |
| | 2023 | 1,469 | 684 | 1,455 | 514 | 1,414 | 181 | 262 | 460 | 900 | 272 | 233 | 660 | 5,979 | ▼ | 8,504 |
| Others | 2024 | 2 | 2 | 7 | 8 | 7 | 17 | 9 | - | - | - | - | - | 52 | 550% | 52 |
| | 2023 | 2 | 1 | 1 | - | 1 | 1 | 2 | 2 | - | 5 | - | 1 | 8 | ▲ | 16 |

| Filings by Case Category | | | | | | | | | | | | | | | | |
|--|------|-------|-----|-------|-----|-------|-----|-----|-----|-----|-----|-----|-----|----------|----------|-------|
| Case Categories | | Jan | Feb | Mar | Apr | May | Jun | Jul | Aug | Sep | Oct | Nov | Dec | Thru Jul | % Change | Total |
| Administrative Law | 2024 | 5 | 2 | 6 | 1 | 1 | 5 | 3 | - | - | - | - | - | 23 | -8% | 23 |
| | 2023 | 8 | 2 | 3 | 1 | 9 | 1 | 1 | 7 | 8 | 1 | - | 4 | 25 | ▼ | 45 |
| Capital Murder | 2024 | 1 | - | 1 | - | - | - | - | - | - | - | - | - | 2 | -33% | 2 |
| | 2023 | - | - | - | - | - | - | 3 | - | - | - | - | - | 3 | ▼ | 3 |
| Contested Divorce | 2024 | 66 | 72 | 96 | 70 | 109 | 65 | 78 | - | - | - | - | - | 556 | -4% | 556 |
| | 2023 | 81 | 76 | 97 | 87 | 92 | 87 | 62 | 75 | 71 | 77 | 82 | 82 | 582 | ▼ | 969 |
| Domestic and Family - Level 1 | 2024 | 47 | 46 | 39 | 19 | 25 | 40 | 37 | - | - | - | - | - | 253 | 26% | 253 |
| | 2023 | 42 | 39 | 35 | 11 | 29 | 30 | 15 | 49 | 32 | 24 | 10 | 23 | 201 | ▲ | 339 |
| Domestic and Family - Level 2 | 2024 | 37 | 15 | 60 | 14 | 16 | 37 | 28 | - | - | - | - | - | 207 | 24% | 207 |
| | 2023 | 39 | 18 | 38 | 13 | 48 | 7 | 4 | 19 | 34 | 13 | 9 | 23 | 167 | ▲ | 265 |
| Felonies and Related Matters | 2024 | 283 | 242 | 265 | 207 | 234 | 261 | 280 | - | - | - | - | - | 1,772 | -5% | 1,772 |
| | 2023 | 312 | 223 | 265 | 259 | 290 | 234 | 290 | 274 | 217 | 232 | 254 | 258 | 1,873 | ▼ | 3,108 |
| General Civil - Level 1 | 2024 | 4 | 3 | 2 | 7 | 2 | 5 | 4 | - | - | - | - | - | 27 | -37% | 27 |
| | 2023 | 7 | 3 | 7 | 6 | 7 | 12 | 1 | 3 | 6 | 3 | 6 | 4 | 43 | ▼ | 65 |
| General Civil - Level 2 | 2024 | 47 | 44 | 62 | 54 | 44 | 66 | 56 | - | - | - | - | - | 373 | 21% | 373 |
| | 2023 | 36 | 51 | 54 | 36 | 43 | 51 | 37 | 62 | 52 | 47 | 41 | 36 | 308 | ▲ | 546 |
| General Civil - Level 3 | 2024 | 144 | 37 | 233 | 32 | 44 | 120 | 74 | - | - | - | - | - | 684 | 3% | 684 |
| | 2023 | 137 | 24 | 156 | 31 | 225 | 55 | 33 | 81 | 134 | 46 | 42 | 72 | 661 | ▲ | 1,036 |
| Miscellaneous Civil | 2024 | 930 | 482 | 1,309 | 408 | 351 | 795 | 461 | - | - | - | - | - | 4,736 | -27% | 4,736 |
| | 2023 | 1,430 | 821 | 1,503 | 705 | 1,307 | 330 | 420 | 557 | 887 | 395 | 347 | 695 | 6,516 | ▼ | 9,397 |
| Misdemeanor | 2024 | 58 | 75 | 90 | 85 | 71 | 92 | 111 | - | - | - | - | - | 582 | -3% | 582 |
| | 2023 | 85 | 122 | 111 | 60 | 85 | 73 | 61 | 98 | 65 | 59 | 70 | 53 | 597 | ▼ | 942 |
| Other | 2024 | 106 | 62 | 56 | 144 | 142 | 112 | 180 | - | - | - | - | - | 802 | 49% | 802 |
| | 2023 | 136 | 107 | 95 | 59 | 55 | 41 | 45 | 37 | 36 | 64 | 51 | 54 | 538 | ▲ | 780 |
| Other Criminally Related Matters | 2024 | 47 | 46 | 47 | 41 | 44 | 31 | 65 | - | - | - | - | - | 321 | 1% | 321 |
| | 2023 | 40 | 45 | 44 | 45 | 34 | 65 | 44 | 70 | 56 | 50 | 54 | 48 | 317 | ▲ | 595 |
| Probates/Wills & Trusts - Level 1 | 2024 | 4 | - | 2 | 2 | 3 | 2 | 3 | - | - | - | - | - | 16 | 14% | 16 |
| | 2023 | 2 | - | 2 | - | 6 | 1 | 3 | 2 | 5 | 4 | 2 | 2 | 14 | ▲ | 29 |
| Probates/Wills & Trusts - Level 2 | 2024 | 27 | 10 | 48 | 13 | 10 | 30 | 16 | - | - | - | - | - | 154 | -9% | 154 |
| | 2023 | 34 | 17 | 35 | 17 | 49 | 5 | 12 | 22 | 23 | 14 | 11 | 29 | 169 | ▼ | 268 |
| Protective Orders | 2024 | 4 | 6 | 7 | 1 | 2 | 2 | - | - | - | - | - | - | 22 | -19% | 22 |
| | 2023 | 3 | 3 | 6 | - | 6 | 3 | 6 | 9 | 3 | 5 | 7 | 7 | 27 | ▼ | 58 |
| Uncontested Divorce | 2024 | 194 | 184 | 199 | 203 | 202 | 168 | 182 | - | - | - | - | - | 1,332 | 4% | 1,332 |
| | 2023 | 173 | 169 | 213 | 170 | 186 | 175 | 198 | 196 | 162 | 181 | 155 | 176 | 1,284 | ▲ | 2,154 |

| Dashboard | | Monthly Filings Summary | | Jan --- Jul Filings | | | | | |
|--|---|-------------------------|--|---|--|-------|-------|------|------|
| <p>Court: Isle of Wight Circuit Start/End Date: Jan-23 / Jul-24 2023 Average Month: 162 Jan-Jul 2023: 1,216 Filings Trending: ▼</p> | <p>Circuit/Court ID: 5 205093 Type of Case: Filings 2024 Average Month: 169 Jan-Jul 2024 : 1,181 Overall AVG. Month: 165</p> | | | <table border="1" style="margin: auto;"> <tr> <td style="text-align: center; width: 50px;">1,181</td> <td style="text-align: center; width: 50px;">1,216</td> </tr> <tr> <td style="text-align: center;">2024</td> <td style="text-align: center;">2023</td> </tr> </table> | | 1,181 | 1,216 | 2024 | 2023 |
| 1,181 | 1,216 | | | | | | | | |
| 2024 | 2023 | | | | | | | | |

| Filings by Division | | | | | | | | | | | | | | | | |
|----------------------------------|------|-----|-----|-----|-----|-----|-----|-----|-----|-----|-----|-----|-----|----------|----------|-------|
| Divisions | | Jan | Feb | Mar | Apr | May | Jun | Jul | Aug | Sep | Oct | Nov | Dec | Thru Jul | % Change | Total |
| Total | 2024 | 181 | 156 | 191 | 154 | 178 | 153 | 168 | - | - | - | - | - | 1,181 | -3% | 1,181 |
| | 2023 | 221 | 161 | 261 | 151 | 143 | 151 | 128 | 148 | 118 | 172 | 149 | 145 | 1,216 | ▼ | 1,948 |
| Civil | 2024 | 19 | 33 | 24 | 16 | 23 | 20 | 13 | - | - | - | - | - | 148 | 1% | 148 |
| | 2023 | 27 | 17 | 23 | 25 | 16 | 24 | 15 | 18 | 16 | 23 | 14 | 24 | 147 | ▲ | 242 |
| Criminal | 2024 | 56 | 38 | 35 | 51 | 80 | 55 | 53 | - | - | - | - | - | 368 | 73% | 368 |
| | 2023 | 29 | 17 | 65 | 15 | 29 | 43 | 15 | 33 | 25 | 45 | 53 | 36 | 213 | ▲ | 405 |
| Concealed Handgun Permits | 2024 | 90 | 63 | 101 | 64 | 50 | 53 | 77 | - | - | - | - | - | 498 | -22% | 498 |
| | 2023 | 126 | 112 | 121 | 87 | 70 | 52 | 67 | 70 | 50 | 82 | 65 | 64 | 635 | ▼ | 966 |
| Miscellaneous/ Other | 2024 | 16 | 22 | 30 | 23 | 24 | 24 | 24 | - | - | - | - | - | 163 | -26% | 163 |
| | 2023 | 38 | 15 | 52 | 24 | 28 | 31 | 31 | 27 | 27 | 22 | 17 | 21 | 219 | ▼ | 333 |
| Others | 2024 | - | - | 1 | - | 1 | 1 | 1 | - | - | - | - | - | 4 | 100% | 4 |
| | 2023 | 1 | - | - | - | - | 1 | - | - | - | - | - | - | 2 | ▲ | 2 |

| Filings by Case Category | | | | | | | | | | | | | | | | |
|--|------|-----|-----|-----|-----|-----|-----|-----|-----|-----|-----|-----|-----|----------|----------|-------|
| Case Categories | | Jan | Feb | Mar | Apr | May | Jun | Jul | Aug | Sep | Oct | Nov | Dec | Thru Jul | % Change | Total |
| Administrative Law | 2024 | - | - | - | - | - | - | - | - | - | - | - | - | 0 | -100% | 0 |
| | 2023 | 1 | - | - | - | - | - | - | - | 1 | - | - | - | 1 | ▼ | 2 |
| Contested Divorce | 2024 | 1 | 5 | 1 | 4 | 3 | 1 | 2 | - | - | - | - | - | 17 | -6% | 17 |
| | 2023 | 2 | 2 | 4 | 5 | 3 | 1 | 1 | 4 | 4 | 7 | 1 | 1 | 18 | ▼ | 35 |
| Domestic and Family - Level 1 | 2024 | 4 | 5 | 3 | - | 7 | 2 | 1 | - | - | - | - | - | 22 | 29% | 22 |
| | 2023 | 7 | - | 2 | 2 | 2 | 3 | 1 | 2 | - | - | - | 2 | 17 | ▲ | 21 |
| Domestic and Family - Level 2 | 2024 | - | 4 | 2 | - | 1 | 2 | - | - | - | - | - | - | 9 | 29% | 9 |
| | 2023 | 2 | - | 3 | - | - | 2 | - | - | 2 | - | - | 4 | 7 | ▲ | 13 |
| Felonies and Related Matters | 2024 | 36 | 16 | 22 | 32 | 55 | 29 | 33 | - | - | - | - | - | 223 | 46% | 223 |
| | 2023 | 19 | 16 | 44 | 11 | 23 | 31 | 9 | 22 | 12 | 27 | 36 | 24 | 153 | ▲ | 274 |
| General Civil - Level 1 | 2024 | - | - | 2 | - | - | - | - | - | - | - | - | - | 2 | 100% | 2 |
| | 2023 | - | - | - | - | - | 1 | - | - | - | - | - | 1 | 1 | ▲ | 3 |
| General Civil - Level 2 | 2024 | 8 | 6 | 8 | 3 | 2 | 6 | 2 | - | - | - | - | - | 35 | 52% | 35 |
| | 2023 | 4 | 4 | 5 | 3 | 2 | 3 | 2 | 1 | - | 4 | 2 | 1 | 23 | ▲ | 31 |
| General Civil - Level 3 | 2024 | 2 | 4 | 3 | 1 | 3 | 5 | 2 | - | - | - | - | - | 20 | -26% | 20 |
| | 2023 | 5 | 2 | 1 | 5 | 3 | 4 | 7 | 3 | 1 | 3 | 2 | 4 | 27 | ▼ | 40 |
| Miscellaneous Civil | 2024 | 103 | 80 | 117 | 82 | 61 | 70 | 93 | - | - | - | - | - | 606 | -21% | 606 |
| | 2023 | 146 | 120 | 150 | 101 | 86 | 76 | 84 | 88 | 67 | 95 | 76 | 77 | 763 | ▼ | 1,166 |
| Misdemeanor | 2024 | 14 | 17 | 9 | 13 | 12 | 15 | 11 | - | - | - | - | - | 91 | 264% | 91 |
| | 2023 | 5 | - | 8 | 3 | 4 | 2 | 3 | 5 | 5 | 15 | 11 | 5 | 25 | ▲ | 66 |
| Other | 2024 | 2 | 3 | 10 | 4 | 11 | 5 | 6 | - | - | - | - | - | 41 | -53% | 41 |
| | 2023 | 18 | 7 | 21 | 12 | 10 | 8 | 11 | 8 | 11 | 8 | 6 | 5 | 87 | ▼ | 125 |
| Other Criminally Related Matters | 2024 | 6 | 5 | 4 | 6 | 13 | 11 | 9 | - | - | - | - | - | 54 | 38% | 54 |
| | 2023 | 6 | 3 | 13 | 1 | 3 | 10 | 3 | 6 | 8 | 4 | 6 | 7 | 39 | ▲ | 70 |
| Probates/Wills & Trusts - Level 1 | 2024 | - | - | - | - | - | - | - | - | - | - | - | - | 0 | 0 | 0 |
| | 2023 | - | - | - | - | - | - | - | - | - | - | - | 2 | 0 | ↔ | 2 |
| Probates/Wills & Trusts - Level 2 | 2024 | 2 | 2 | 4 | 2 | 1 | 1 | - | - | - | - | - | - | 12 | 100% | 12 |
| | 2023 | 1 | 1 | 2 | - | 1 | 1 | - | - | 1 | 1 | 1 | 6 | 6 | ▲ | 15 |
| Uncontested Divorce | 2024 | 3 | 9 | 6 | 7 | 9 | 6 | 9 | - | - | - | - | - | 49 | 0% | 49 |
| | 2023 | 5 | 6 | 8 | 8 | 6 | 9 | 7 | 9 | 6 | 8 | 5 | 8 | 49 | ↔ | 85 |

This report reflects data in the case management system. Numbers will update accordingly as reports are refreshed and posted.

| Dashboard | | Monthly Filings Summary | | Jan --- Jul Filings | |
|--|-----------------------------------|-------------------------|--|---------------------|--|
| Court: Southampton Circuit | Circuit/Court ID: 5 205175 | | | | |
| Start/End Date: Jan-23 / Jul-24 | Type of Case: Filings | | | | |
| 2023 Average Month: 177 | 2024 Average Month: 173 | | | | |
| Jan-Jul 2023: 1,348 | Jan-Jul 2024 : 1,211 | | | | |
| Filings Trending: ▼ | Overall AVG. Month: 176 | | | | |

| Filings by Division | | | | | | | | | | | | | | | | |
|----------------------------------|------|-----|-----|-----|-----|-----|-----|-----|-----|-----|-----|-----|-----|----------|----------|-------|
| Divisions | | Jan | Feb | Mar | Apr | May | Jun | Jul | Aug | Sep | Oct | Nov | Dec | Thru Jul | % Change | Total |
| Total | 2024 | 179 | 198 | 136 | 205 | 182 | 151 | 160 | - | - | - | - | - | 1,211 | -10% | 1,211 |
| | 2023 | 212 | 205 | 218 | 210 | 199 | 126 | 178 | 189 | 147 | 159 | 130 | 152 | 1,348 | ▼ | 2,125 |
| Civil | 2024 | 15 | 24 | 19 | 14 | 18 | 16 | 14 | - | - | - | - | - | 120 | -6% | 120 |
| | 2023 | 13 | 15 | 14 | 34 | 16 | 14 | 22 | 27 | 18 | 12 | 17 | 15 | 128 | ▼ | 217 |
| Criminal | 2024 | 83 | 91 | 63 | 110 | 83 | 72 | 74 | - | - | - | - | - | 576 | -10% | 576 |
| | 2023 | 91 | 102 | 87 | 104 | 105 | 51 | 98 | 79 | 57 | 66 | 65 | 63 | 638 | ▼ | 968 |
| Concealed Handgun Permits | 2024 | 42 | 57 | 33 | 36 | 37 | 34 | 38 | - | - | - | - | - | 277 | -27% | 277 |
| | 2023 | 80 | 60 | 87 | 44 | 43 | 36 | 31 | 48 | 37 | 52 | 32 | 53 | 381 | ▼ | 603 |
| Miscellaneous/ Other | 2024 | 39 | 26 | 21 | 45 | 43 | 29 | 34 | - | - | - | - | - | 237 | 18% | 237 |
| | 2023 | 28 | 28 | 30 | 28 | 35 | 25 | 27 | 34 | 35 | 29 | 16 | 21 | 201 | ▲ | 336 |
| Others | 2024 | - | - | - | - | 1 | - | - | - | - | - | - | - | 1 | 1 | 1 |
| | 2023 | - | - | - | - | - | - | - | 1 | - | - | - | - | 0 | ↔ | 1 |

| Filings by Case Category | | | | | | | | | | | | | | | | |
|--|------|-----|-----|-----|-----|-----|-----|-----|-----|-----|-----|-----|-----|----------|----------|-------|
| Case Categories | | Jan | Feb | Mar | Apr | May | Jun | Jul | Aug | Sep | Oct | Nov | Dec | Thru Jul | % Change | Total |
| Administrative Law | 2024 | - | - | - | - | - | - | - | - | - | - | - | - | 0 | 0 | 0 |
| | 2023 | - | - | - | - | - | - | - | 1 | - | - | - | - | 0 | ↔ | 1 |
| Contested Divorce | 2024 | - | - | 4 | 2 | 2 | 2 | - | - | - | - | - | - | 10 | -23% | 10 |
| | 2023 | 2 | 4 | 1 | 3 | - | 1 | 2 | 2 | 3 | 1 | 2 | 2 | 13 | ▼ | 23 |
| Domestic and Family - Level 1 | 2024 | - | 1 | - | 1 | 1 | 1 | - | - | - | - | - | - | 4 | -20% | 4 |
| | 2023 | - | - | 1 | 1 | 2 | - | 1 | 3 | - | 1 | 1 | - | 5 | ▼ | 10 |
| Domestic and Family - Level 2 | 2024 | - | - | 1 | 2 | - | 1 | - | - | - | - | - | - | 4 | 100% | 4 |
| | 2023 | - | - | - | 1 | - | - | 1 | 1 | 1 | 1 | - | - | 2 | ▲ | 5 |
| Felonies and Related Matters | 2024 | 65 | 44 | 33 | 55 | 52 | 37 | 48 | - | - | - | - | - | 334 | -17% | 334 |
| | 2023 | 65 | 62 | 60 | 53 | 72 | 28 | 64 | 45 | 41 | 26 | 50 | 33 | 404 | ▼ | 599 |
| General Civil - Level 1 | 2024 | - | - | - | - | - | - | - | - | - | - | - | - | 0 | -100% | 0 |
| | 2023 | - | 1 | - | 1 | - | 1 | - | - | - | - | 1 | - | 3 | ▼ | 4 |
| General Civil - Level 2 | 2024 | 3 | 4 | 3 | 3 | 3 | 5 | 2 | - | - | - | - | - | 23 | 15% | 23 |
| | 2023 | 1 | 4 | 4 | 3 | 5 | 2 | 1 | 8 | 4 | 2 | 2 | 6 | 20 | ▲ | 42 |
| General Civil - Level 3 | 2024 | 7 | 12 | 4 | 4 | 5 | 1 | 3 | - | - | - | - | - | 36 | -16% | 36 |
| | 2023 | 6 | 2 | - | 18 | 2 | 5 | 10 | 5 | 3 | 3 | 5 | 3 | 43 | ▼ | 62 |
| Miscellaneous Civil | 2024 | 56 | 68 | 47 | 52 | 49 | 39 | 55 | - | - | - | - | - | 366 | -24% | 366 |
| | 2023 | 92 | 75 | 104 | 61 | 59 | 47 | 44 | 62 | 53 | 68 | 40 | 63 | 482 | ▼ | 768 |
| Misdemeanor | 2024 | 13 | 24 | 12 | 34 | 15 | 16 | 14 | - | - | - | - | - | 128 | -14% | 128 |
| | 2023 | 16 | 29 | 14 | 37 | 22 | 15 | 15 | 27 | 9 | 16 | 11 | 20 | 148 | ▼ | 231 |
| Other | 2024 | 26 | 15 | 7 | 29 | 30 | 24 | 18 | - | - | - | - | - | 149 | 43% | 149 |
| | 2023 | 16 | 11 | 14 | 12 | 18 | 17 | 16 | 22 | 19 | 14 | 13 | 12 | 104 | ▲ | 184 |
| Other Criminally Related Matters | 2024 | 5 | 23 | 18 | 21 | 16 | 19 | 12 | - | - | - | - | - | 114 | 33% | 114 |
| | 2023 | 10 | 11 | 13 | 14 | 11 | 8 | 19 | 8 | 7 | 24 | 4 | 10 | 86 | ▲ | 139 |
| Probates/Wills & Trusts - Level 1 | 2024 | - | - | 1 | - | - | - | - | - | - | - | - | - | 1 | 1 | 1 |
| | 2023 | - | - | - | - | - | - | - | - | 2 | - | - | 1 | 0 | ↔ | 3 |
| Probates/Wills & Trusts - Level 2 | 2024 | - | - | - | - | 3 | - | - | - | - | - | - | - | 3 | 0% | 3 |
| | 2023 | - | 1 | - | - | 2 | - | - | - | - | - | - | - | 3 | ↔ | 3 |
| Protective Orders | 2024 | - | - | - | - | - | - | - | - | - | - | - | - | 0 | -100% | 0 |
| | 2023 | 1 | - | - | 2 | - | - | - | - | - | - | - | - | 3 | ▼ | 3 |
| Uncontested Divorce | 2024 | 4 | 7 | 6 | 2 | 6 | 6 | 8 | - | - | - | - | - | 39 | 22% | 39 |
| | 2023 | 3 | 5 | 7 | 4 | 6 | 2 | 5 | 5 | 5 | 2 | 2 | 2 | 32 | ▲ | 48 |

This report reflects data in the case management system. Numbers will update accordingly as reports are refreshed and posted.

| Dashboard | Monthly Filings Summary | Jan --- Jul Filings |
|--|--|---|
| <p>Court: Suffolk Circuit Start/End Date: Jan-23 / Jul-24 2023 Average Month: 618 Jan-Jul 2023: 4,622 Filings Trending: ▼</p> | <p>Circuit/Court ID: 5 205800 Type of Case: Filings 2024 Average Month: 572 Jan-Jul 2024 : 4,006 Overall AVG. Month: 601</p> <p style="text-align: center;">Jan 23 - Jul 24</p> | <p style="text-align: center;">4,006 4,622</p> <p style="text-align: center;">2024 2023</p> |

| Filings by Division | | | | | | | | | | | | | | | | |
|----------------------------------|------|-----|-----|-----|-----|-----|-----|-----|-----|-----|-----|-----|-----|----------|----------|-------|
| Divisions | | Jan | Feb | Mar | Apr | May | Jun | Jul | Aug | Sep | Oct | Nov | Dec | Thru Jul | % Change | Total |
| Total | 2024 | 671 | 607 | 588 | 512 | 552 | 521 | 555 | - | - | - | - | - | 4,006 | -13% | 4,006 |
| | 2023 | 808 | 566 | 686 | 566 | 668 | 830 | 498 | 632 | 592 | 582 | 571 | 421 | 4,622 | ▼ | 7,420 |
| Civil | 2024 | 64 | 86 | 71 | 74 | 92 | 76 | 67 | - | - | - | - | - | 530 | 1% | 530 |
| | 2023 | 68 | 64 | 88 | 67 | 91 | 82 | 65 | 68 | 88 | 73 | 62 | 51 | 525 | ▲ | 867 |
| Criminal | 2024 | 317 | 251 | 243 | 203 | 231 | 229 | 201 | - | - | - | - | - | 1,675 | -20% | 1,675 |
| | 2023 | 372 | 213 | 264 | 203 | 330 | 499 | 211 | 334 | 286 | 285 | 290 | 140 | 2,092 | ▼ | 3,427 |
| Concealed Handgun Permits | 2024 | 175 | 174 | 155 | 129 | 132 | 136 | 150 | - | - | - | - | - | 1,051 | -20% | 1,051 |
| | 2023 | 246 | 187 | 232 | 198 | 139 | 152 | 156 | 138 | 129 | 142 | 152 | 144 | 1,310 | ▼ | 2,015 |
| Miscellaneous/ Other | 2024 | 114 | 93 | 118 | 104 | 95 | 79 | 134 | - | - | - | - | - | 737 | 7% | 737 |
| | 2023 | 121 | 102 | 101 | 98 | 108 | 96 | 66 | 91 | 89 | 81 | 66 | 86 | 692 | ▲ | 1,105 |
| Others | 2024 | 1 | 3 | 1 | 2 | 2 | 1 | 3 | - | - | - | - | - | 13 | 333% | 13 |
| | 2023 | 1 | - | 1 | - | - | 1 | - | 1 | - | 1 | 1 | - | 3 | ▲ | 6 |

| Filings by Case Category | | | | | | | | | | | | | | | | |
|--|------|-----|-----|-----|-----|-----|-----|-----|-----|-----|-----|-----|-----|----------|----------|-------|
| Case Categories | | Jan | Feb | Mar | Apr | May | Jun | Jul | Aug | Sep | Oct | Nov | Dec | Thru Jul | % Change | Total |
| Administrative Law | 2024 | - | - | - | - | - | - | - | - | - | - | - | - | 0 | -100% | 0 |
| | 2023 | 1 | - | - | - | - | - | - | 1 | - | - | - | 1 | 1 | ▼ | 3 |
| Capital Murder | 2024 | - | - | 1 | - | - | - | - | - | - | - | - | - | 1 | 0% | 1 |
| | 2023 | 1 | - | - | - | - | - | - | 2 | - | - | - | - | 1 | ↔ | 3 |
| Contested Divorce | 2024 | 6 | 9 | 9 | 10 | 8 | 9 | 6 | - | - | - | - | - | 57 | 4% | 57 |
| | 2023 | 12 | 10 | 7 | 6 | 7 | 9 | 4 | 5 | 11 | 9 | 8 | 7 | 55 | ▲ | 95 |
| Domestic and Family - Level 1 | 2024 | 8 | 10 | 3 | 2 | 14 | 7 | 9 | - | - | - | - | - | 53 | 43% | 53 |
| | 2023 | 7 | 4 | 6 | 5 | 5 | 6 | 4 | 2 | 10 | 6 | 7 | 5 | 37 | ▲ | 67 |
| Domestic and Family - Level 2 | 2024 | 4 | 11 | 9 | 3 | 6 | 15 | 11 | - | - | - | - | - | 59 | -13% | 59 |
| | 2023 | 11 | 6 | 15 | 7 | 10 | 11 | 8 | 6 | 7 | 5 | 5 | 4 | 68 | ▼ | 95 |
| Felonies and Related Matters | 2024 | 216 | 138 | 144 | 131 | 131 | 111 | 136 | - | - | - | - | - | 1,007 | -24% | 1,007 |
| | 2023 | 220 | 146 | 162 | 113 | 132 | 410 | 139 | 218 | 173 | 189 | 157 | 81 | 1,322 | ▼ | 2,140 |
| General Civil - Level 1 | 2024 | - | - | 1 | - | - | 1 | - | - | - | - | - | - | 2 | -67% | 2 |
| | 2023 | 1 | - | - | - | 2 | 2 | 1 | - | 1 | 2 | 1 | - | 6 | ▼ | 10 |
| General Civil - Level 2 | 2024 | 10 | 16 | 23 | 15 | 21 | 13 | 19 | - | - | - | - | - | 117 | 15% | 117 |
| | 2023 | 8 | 15 | 20 | 15 | 17 | 15 | 12 | 15 | 20 | 22 | 10 | 5 | 102 | ▲ | 174 |
| General Civil - Level 3 | 2024 | 17 | 7 | 4 | 9 | 13 | 4 | 5 | - | - | - | - | - | 59 | -9% | 59 |
| | 2023 | 10 | 8 | 12 | 4 | 11 | 7 | 13 | 14 | 12 | 10 | 9 | 8 | 65 | ▼ | 118 |
| Miscellaneous Civil | 2024 | 208 | 221 | 205 | 172 | 185 | 160 | 202 | - | - | - | - | - | 1,353 | -16% | 1,353 |
| | 2023 | 299 | 225 | 275 | 245 | 185 | 191 | 196 | 185 | 168 | 183 | 186 | 183 | 1,616 | ▼ | 2,521 |
| Misdemeanor | 2024 | 81 | 90 | 76 | 53 | 79 | 89 | 58 | - | - | - | - | - | 526 | -19% | 526 |
| | 2023 | 127 | 55 | 74 | 83 | 185 | 71 | 55 | 98 | 92 | 65 | 116 | 41 | 650 | ▼ | 1,062 |
| Other | 2024 | 81 | 50 | 69 | 62 | 43 | 60 | 80 | - | - | - | - | - | 445 | 15% | 445 |
| | 2023 | 69 | 61 | 56 | 53 | 61 | 55 | 32 | 45 | 52 | 40 | 37 | 44 | 387 | ▲ | 605 |
| Other Criminally Related Matters | 2024 | 21 | 23 | 22 | 19 | 21 | 29 | 7 | - | - | - | - | - | 142 | 8% | 142 |
| | 2023 | 24 | 12 | 28 | 10 | 21 | 19 | 17 | 16 | 21 | 31 | 17 | 18 | 131 | ▲ | 234 |
| Probates/Wills & Trusts - Level 1 | 2024 | 1 | 1 | - | - | 1 | - | - | - | - | - | - | - | 3 | -25% | 3 |
| | 2023 | 2 | 1 | - | 1 | - | - | - | - | - | - | - | - | 4 | ▼ | 4 |
| Probates/Wills & Trusts - Level 2 | 2024 | 2 | 9 | 1 | 7 | 2 | 2 | 2 | - | - | - | - | - | 25 | -14% | 25 |
| | 2023 | - | 2 | 6 | 4 | 8 | 5 | 4 | 4 | 1 | 5 | 6 | 4 | 29 | ▼ | 49 |
| Uncontested Divorce | 2024 | 16 | 22 | 21 | 29 | 28 | 21 | 20 | - | - | - | - | - | 157 | 6% | 157 |
| | 2023 | 16 | 21 | 25 | 20 | 24 | 29 | 13 | 21 | 24 | 15 | 12 | 20 | 148 | ▲ | 240 |

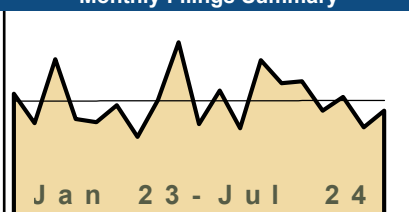
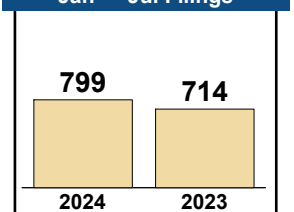
This report reflects data in the case management system. Numbers will update accordingly as reports are refreshed and posted.

| Dashboard | | Monthly Filings Summary | | Jan --- Jul Filings | |
|--|---|-------------------------|--|---------------------|--|
| <p>Court: Brunswick Circuit Start/End Date: Jan-23 / Jul-24 2023 Average Month: 101 Jan-Jul 2023: 713 Filings Trending: ▲</p> | <p>Circuit/Court ID: 6 206025 Type of Case: Filings 2024 Average Month: 116 Jan-Jul 2024 : 814 Overall AVG. Month: 107</p> | | | | |

| Filings by Division | | | | | | | | | | | | | | | | |
|----------------------------------|------|-----|-----|-----|-----|-----|-----|-----|-----|-----|-----|-----|-----|----------|----------|-------|
| Divisions | | Jan | Feb | Mar | Apr | May | Jun | Jul | Aug | Sep | Oct | Nov | Dec | Thru Jul | % Change | Total |
| Total | 2024 | 91 | 115 | 87 | 170 | 126 | 118 | 107 | - | - | - | - | - | 814 | 14% | 814 |
| | 2023 | 123 | 151 | 77 | 112 | 86 | 85 | 79 | 152 | 78 | 86 | 107 | 76 | 713 | ▲ | 1,212 |
| Civil | 2024 | 3 | 7 | 1 | 11 | 12 | 1 | 8 | - | - | - | - | - | 43 | -16% | 43 |
| | 2023 | 7 | 5 | 7 | 15 | 4 | 6 | 7 | 5 | 3 | 10 | 13 | 12 | 51 | ▼ | 94 |
| Criminal | 2024 | 41 | 56 | 24 | 110 | 66 | 78 | 46 | - | - | - | - | - | 421 | 17% | 421 |
| | 2023 | 59 | 91 | 40 | 46 | 46 | 40 | 37 | 86 | 43 | 34 | 37 | 40 | 359 | ▲ | 599 |
| Concealed Handgun Permits | 2024 | 37 | 33 | 45 | 36 | 24 | 22 | 32 | - | - | - | - | - | 229 | 13% | 229 |
| | 2023 | 51 | 43 | 12 | 30 | 17 | 28 | 22 | 45 | 23 | 16 | 42 | 15 | 203 | ▲ | 344 |
| Miscellaneous/Other | 2024 | 10 | 19 | 17 | 13 | 24 | 17 | 21 | - | - | - | - | - | 121 | 21% | 121 |
| | 2023 | 6 | 12 | 18 | 21 | 19 | 11 | 13 | 13 | 9 | 26 | 15 | 9 | 100 | ▲ | 172 |
| Others | 2024 | - | - | - | - | - | - | - | - | - | - | - | - | 0 | 0 | 0 |
| | 2023 | - | - | - | - | - | - | - | 3 | - | - | - | - | 0 | ↔ | 3 |

| Filings by Case Category | | | | | | | | | | | | | | | | |
|--|------|-----|-----|-----|-----|-----|-----|-----|-----|-----|-----|-----|-----|----------|----------|-------|
| Case Categories | | Jan | Feb | Mar | Apr | May | Jun | Jul | Aug | Sep | Oct | Nov | Dec | Thru Jul | % Change | Total |
| Administrative Law | 2024 | - | - | 1 | - | - | - | - | - | - | - | - | - | 1 | 1 | 1 |
| | 2023 | - | - | - | - | - | - | - | - | - | - | - | - | 0 | ↔ | 0 |
| Contested Divorce | 2024 | 1 | 2 | - | - | 1 | 1 | - | - | - | - | - | - | 5 | -29% | 5 |
| | 2023 | - | 1 | 2 | 1 | 1 | 1 | 1 | 1 | - | - | - | - | 7 | ▼ | 8 |
| Domestic and Family - Level 1 | 2024 | - | - | - | - | - | - | 4 | - | - | - | - | - | 4 | -64% | 4 |
| | 2023 | 2 | - | - | 9 | - | - | - | 2 | - | 4 | - | 3 | 11 | ▼ | 20 |
| Domestic and Family - Level 2 | 2024 | - | - | - | - | - | - | - | - | - | - | - | - | 0 | -100% | 0 |
| | 2023 | 1 | - | - | - | - | - | - | - | - | 1 | 1 | - | 1 | ▼ | 3 |
| Felonies and Related Matters | 2024 | 14 | 30 | 17 | 63 | 42 | 38 | 14 | - | - | - | - | - | 218 | 8% | 218 |
| | 2023 | 32 | 65 | 24 | 20 | 20 | 25 | 16 | 51 | 21 | 9 | 13 | 9 | 202 | ▲ | 305 |
| General Civil - Level 1 | 2024 | - | - | - | - | 1 | - | - | - | - | - | - | - | 1 | -50% | 1 |
| | 2023 | - | - | - | - | 2 | - | - | - | - | 1 | - | 1 | 2 | ▼ | 4 |
| General Civil - Level 2 | 2024 | - | 1 | - | 4 | 3 | - | 2 | - | - | - | - | - | 10 | 11% | 10 |
| | 2023 | 1 | 1 | 1 | 2 | 2 | 2 | - | 1 | 1 | 1 | 2 | 2 | 9 | ▲ | 16 |
| General Civil - Level 3 | 2024 | - | - | 1 | 2 | 2 | - | 3 | - | - | - | - | - | 8 | -11% | 8 |
| | 2023 | 2 | 2 | 1 | 1 | - | 1 | 2 | - | 1 | 1 | 2 | 2 | 9 | ▼ | 15 |
| Miscellaneous Civil | 2024 | 46 | 41 | 52 | 41 | 27 | 30 | 39 | - | - | - | - | - | 276 | 6% | 276 |
| | 2023 | 54 | 52 | 21 | 37 | 26 | 37 | 33 | 54 | 26 | 33 | 47 | 20 | 260 | ▲ | 440 |
| Misdemeanor | 2024 | 24 | 23 | 5 | 32 | 14 | 21 | 15 | - | - | - | - | - | 134 | 21% | 134 |
| | 2023 | 23 | 25 | 8 | 16 | 14 | 9 | 16 | 26 | 19 | 18 | 17 | 9 | 111 | ▲ | 200 |
| Other | 2024 | 1 | 11 | 9 | 8 | 20 | 9 | 13 | - | - | - | - | - | 71 | 73% | 71 |
| | 2023 | 2 | 4 | 10 | 14 | 7 | 1 | 3 | 7 | 6 | 10 | 10 | 3 | 41 | ▲ | 77 |
| Other Criminally Related Matters | 2024 | 3 | 3 | 2 | 16 | 10 | 19 | 17 | - | - | - | - | - | 70 | 52% | 70 |
| | 2023 | 4 | 1 | 8 | 10 | 12 | 6 | 5 | 9 | 4 | 7 | 13 | 27 | 46 | ▲ | 106 |
| Probates/Wills & Trusts - Level 1 | 2024 | - | - | - | - | 1 | - | - | - | - | - | - | - | 1 | 1 | 1 |
| | 2023 | - | - | - | - | - | - | - | - | - | - | - | - | 0 | ↔ | 0 |
| Probates/Wills & Trusts - Level 2 | 2024 | - | 1 | - | - | 2 | - | - | - | - | - | - | - | 3 | 0% | 3 |
| | 2023 | - | - | - | - | 1 | - | 2 | - | - | - | - | - | 3 | ↔ | 3 |
| Protective Orders | 2024 | - | 1 | - | - | - | - | - | - | - | - | - | - | 1 | 1 | 1 |
| | 2023 | - | - | - | - | - | - | - | - | - | - | - | - | 0 | ↔ | 0 |
| Uncontested Divorce | 2024 | 2 | 2 | - | 4 | 3 | - | - | - | - | - | - | - | 11 | 0% | 11 |
| | 2023 | 2 | - | 2 | 2 | 1 | 3 | 1 | 1 | - | 1 | 2 | - | 11 | ↔ | 15 |

This report reflects data in the case management system. Numbers will update accordingly as reports are refreshed and posted.

| Dashboard | Monthly Filings Summary | Jan --- Jul Filings |
|---|---|--|
| <p>Court: Greenville Circuit Start/End Date: Jan-23 / Jul-24 2023 Average Month: 107 Jan-Jul 2023: 714 Filings Trending: ▲</p> | <p>Circuit/Court ID: 6 206081 Type of Case: Filings 2024 Average Month: 114 Jan-Jul 2024 : 799 Overall AVG. Month: 109</p>  <p style="text-align: center;">Jan 23 - Jul 24</p> |  <p style="text-align: center;">2024: 799 2023: 714</p> |

| Filings by Division | | | | | | | | | | | | | | | | |
|----------------------------------|------|-----|-----|-----|-----|-----|-----|-----|-----|-----|-----|-----|-----|----------|----------|-------|
| Divisions | | Jan | Feb | Mar | Apr | May | Jun | Jul | Aug | Sep | Oct | Nov | Dec | Thru Jul | % Change | Total |
| Total | 2024 | 148 | 126 | 128 | 100 | 113 | 84 | 100 | - | - | - | - | - | 799 | 12% | 799 |
| | 2023 | 116 | 88 | 149 | 92 | 89 | 105 | 75 | 110 | 165 | 87 | 119 | 83 | 714 | ▲ | 1,278 |
| Civil | 2024 | 10 | 10 | 11 | 7 | 9 | 8 | 14 | - | - | - | - | - | 69 | 19% | 69 |
| | 2023 | 4 | 7 | 12 | 5 | 10 | 13 | 7 | 16 | 9 | 10 | 6 | 6 | 58 | ▲ | 105 |
| Criminal | 2024 | 98 | 68 | 62 | 47 | 47 | 56 | 60 | - | - | - | - | - | 438 | 16% | 438 |
| | 2023 | 58 | 40 | 88 | 41 | 40 | 62 | 47 | 37 | 114 | 41 | 89 | 60 | 376 | ▲ | 717 |
| Concealed Handgun Permits | 2024 | 27 | 21 | 22 | 26 | 19 | 9 | 13 | - | - | - | - | - | 137 | -19% | 137 |
| | 2023 | 32 | 28 | 28 | 24 | 20 | 20 | 17 | 27 | 23 | 18 | 13 | 8 | 169 | ▼ | 258 |
| Miscellaneous/Other | 2024 | 13 | 27 | 33 | 20 | 37 | 11 | 13 | - | - | - | - | - | 154 | 41% | 154 |
| | 2023 | 22 | 13 | 21 | 21 | 18 | 10 | 4 | 30 | 18 | 18 | 11 | 9 | 109 | ▲ | 195 |
| Others | 2024 | - | - | - | - | 1 | - | - | - | - | - | - | - | 1 | -50% | 1 |
| | 2023 | - | - | - | 1 | 1 | - | - | - | 1 | - | - | - | 2 | ▼ | 3 |

| Filings by Case Category | | | | | | | | | | | | | | | | |
|--|------|-----|-----|-----|-----|-----|-----|-----|-----|-----|-----|-----|-----|----------|----------|-------|
| Case Categories | | Jan | Feb | Mar | Apr | May | Jun | Jul | Aug | Sep | Oct | Nov | Dec | Thru Jul | % Change | Total |
| Administrative Law | 2024 | - | - | - | - | - | - | 1 | - | - | - | - | - | 1 | 1 | 1 |
| | 2023 | - | - | - | - | - | - | - | - | - | - | - | 1 | 0 | ↔ | 1 |
| Capital Murder | 2024 | - | - | - | - | - | - | - | - | - | - | - | - | 0 | -100% | 0 |
| | 2023 | - | - | 1 | - | 1 | - | - | - | - | - | - | - | 2 | ▼ | 2 |
| Contested Divorce | 2024 | 1 | 2 | 3 | 1 | 1 | - | 2 | - | - | - | - | - | 10 | 67% | 10 |
| | 2023 | - | 2 | - | - | 2 | 2 | - | - | - | - | - | 1 | 6 | ▲ | 7 |
| Domestic and Family - Level 1 | 2024 | - | - | 1 | 3 | - | 1 | 3 | - | - | - | - | - | 8 | 60% | 8 |
| | 2023 | - | 1 | 2 | 1 | - | - | 1 | 3 | 2 | 2 | - | - | 5 | ▲ | 12 |
| Domestic and Family - Level 2 | 2024 | - | 1 | 1 | - | - | 1 | - | - | - | - | - | - | 3 | -50% | 3 |
| | 2023 | 1 | - | 1 | - | - | 4 | - | - | - | 2 | - | 1 | 6 | ▼ | 9 |
| Felonies and Related Matters | 2024 | 70 | 32 | 29 | 26 | 22 | 46 | 33 | - | - | - | - | - | 258 | 8% | 258 |
| | 2023 | 35 | 27 | 55 | 25 | 30 | 44 | 24 | 21 | 65 | 28 | 59 | 44 | 240 | ▲ | 457 |
| General Civil - Level 1 | 2024 | - | - | - | - | - | - | - | - | - | - | - | - | 0 | 0 | 0 |
| | 2023 | - | - | - | - | - | - | - | - | - | - | 1 | - | 0 | ↔ | 1 |
| General Civil - Level 2 | 2024 | 7 | 4 | 2 | 2 | 2 | 4 | 2 | - | - | - | - | - | 23 | 53% | 23 |
| | 2023 | 2 | 1 | 3 | 1 | 3 | 3 | 2 | 3 | 3 | 1 | 1 | - | 15 | ▲ | 23 |
| General Civil - Level 3 | 2024 | 1 | 2 | 1 | - | 5 | 2 | 2 | - | - | - | - | - | 13 | 117% | 13 |
| | 2023 | 2 | 1 | - | - | 2 | - | 1 | 6 | 5 | 3 | 1 | - | 6 | ▲ | 21 |
| Miscellaneous Civil | 2024 | 29 | 27 | 33 | 33 | 28 | 14 | 17 | - | - | - | - | - | 181 | -16% | 181 |
| | 2023 | 44 | 32 | 39 | 28 | 26 | 26 | 20 | 41 | 27 | 24 | 18 | 13 | 215 | ▼ | 338 |
| Misdemeanor | 2024 | 23 | 27 | 28 | 15 | 12 | 10 | 13 | - | - | - | - | - | 128 | 39% | 128 |
| | 2023 | 13 | 10 | 15 | 14 | 9 | 17 | 14 | 9 | 40 | 11 | 28 | 13 | 92 | ▲ | 193 |
| Other | 2024 | 8 | 20 | 22 | 12 | 27 | 6 | 10 | - | - | - | - | - | 105 | 59% | 105 |
| | 2023 | 8 | 8 | 11 | 18 | 14 | 5 | 2 | 18 | 14 | 10 | 5 | 4 | 66 | ▲ | 117 |
| Other Criminally Related Matters | 2024 | 7 | 9 | 5 | 6 | 13 | - | 15 | - | - | - | - | - | 55 | 28% | 55 |
| | 2023 | 10 | 3 | 17 | 2 | 1 | 1 | 9 | 7 | 9 | 4 | 2 | 4 | 43 | ▲ | 69 |
| Probates/Wills & Trusts - Level 2 | 2024 | 1 | - | 1 | - | - | - | - | - | - | - | - | - | 2 | 100% | 2 |
| | 2023 | - | - | 1 | - | - | - | - | - | - | - | - | - | 1 | ▲ | 1 |
| Uncontested Divorce | 2024 | 1 | 2 | 2 | 2 | 3 | - | 2 | - | - | - | - | - | 12 | -29% | 12 |
| | 2023 | 1 | 3 | 4 | 3 | 1 | 3 | 2 | 2 | - | 1 | 5 | 2 | 17 | ▼ | 27 |

| Dashboard | | Monthly Filings Summary | | Jan --- Jul Filings | | | |
|---|--|-------------------------|---|---------------------|-------|------|------|
| Court: Prince George Circuit Start/End Date: Jan-23 / Jul-24 2023 Average Month: 188 Jan-Jul 2023: 1,430 Filings Trending: ▼ | Circuit/Court ID: 6 206149 Type of Case: Filings 2024 Average Month: 190 Jan-Jul 2024 : 1,330 Overall AVG. Month: 189 | <p>Jan 23 - Jul 24</p> | <table border="1" style="margin: auto;"> <tr> <td style="font-size: 1.2em; font-weight: bold;">1,330</td> <td style="font-size: 1.2em; font-weight: bold;">1,430</td> </tr> <tr> <td style="font-size: 0.8em;">2024</td> <td style="font-size: 0.8em;">2023</td> </tr> </table> | 1,330 | 1,430 | 2024 | 2023 |
| 1,330 | 1,430 | | | | | | |
| 2024 | 2023 | | | | | | |

| Filings by Division | | | | | | | | | | | | | | | | |
|----------------------------------|------|-----|-----|-----|-----|-----|-----|-----|-----|-----|-----|-----|-----|----------|----------|-------|
| Divisions | | Jan | Feb | Mar | Apr | May | Jun | Jul | Aug | Sep | Oct | Nov | Dec | Thru Jul | % Change | Total |
| Total | 2024 | 165 | 181 | 252 | 164 | 215 | 165 | 188 | - | - | - | - | - | 1,330 | -7% | 1,330 |
| | 2023 | 255 | 209 | 275 | 151 | 202 | 176 | 162 | 142 | 158 | 167 | 180 | 177 | 1,430 | ▼ | 2,254 |
| Civil | 2024 | 16 | 24 | 30 | 28 | 24 | 24 | 24 | - | - | - | - | - | 170 | 8% | 170 |
| | 2023 | 28 | 15 | 32 | 24 | 18 | 23 | 18 | 15 | 16 | 15 | 26 | 30 | 158 | ▲ | 260 |
| Criminal | 2024 | 53 | 80 | 136 | 42 | 120 | 74 | 91 | - | - | - | - | - | 596 | 1% | 596 |
| | 2023 | 105 | 87 | 115 | 48 | 102 | 60 | 74 | 62 | 84 | 74 | 82 | 88 | 591 | ▲ | 981 |
| Concealed Handgun Permits | 2024 | 79 | 57 | 71 | 74 | 56 | 59 | 51 | - | - | - | - | - | 447 | -24% | 447 |
| | 2023 | 113 | 97 | 106 | 71 | 64 | 79 | 60 | 50 | 47 | 66 | 61 | 46 | 590 | ▼ | 860 |
| Miscellaneous/Other | 2024 | 8 | 15 | 15 | 19 | 15 | 6 | 22 | - | - | - | - | - | 100 | 10% | 100 |
| | 2023 | 9 | 10 | 22 | 8 | 18 | 14 | 10 | 14 | 11 | 12 | 11 | 13 | 91 | ▲ | 152 |
| Others | 2024 | 9 | 5 | - | 1 | - | 2 | - | - | - | - | - | - | 17 | 17 | 17 |
| | 2023 | - | - | - | - | - | - | - | 1 | - | - | - | - | 0 | ↔ | 1 |

| Filings by Case Category | | | | | | | | | | | | | | | | |
|--|------|-----|-----|-----|-----|-----|-----|-----|-----|-----|-----|-----|-----|----------|----------|-------|
| Case Categories | | Jan | Feb | Mar | Apr | May | Jun | Jul | Aug | Sep | Oct | Nov | Dec | Thru Jul | % Change | Total |
| Contested Divorce | 2024 | - | 6 | 2 | 3 | 6 | 1 | 3 | - | - | - | - | - | 21 | -16% | 21 |
| | 2023 | 3 | 1 | 4 | 9 | 2 | 2 | 4 | 5 | 3 | 2 | 2 | 1 | 25 | ▼ | 38 |
| Domestic and Family - Level 1 | 2024 | 1 | 3 | 5 | 4 | - | 7 | 6 | - | - | - | - | - | 26 | 37% | 26 |
| | 2023 | 3 | 1 | 2 | 5 | - | 5 | 3 | 1 | 1 | 3 | 5 | 9 | 19 | ▲ | 38 |
| Domestic and Family - Level 2 | 2024 | 1 | - | 1 | - | - | 1 | 3 | - | - | - | - | - | 6 | 0% | 6 |
| | 2023 | 3 | 1 | 1 | - | - | 1 | - | - | - | - | 1 | 2 | 6 | ↔ | 9 |
| Felonies and Related Matters | 2024 | 32 | 37 | 74 | 29 | 83 | 52 | 73 | - | - | - | - | - | 380 | 8% | 380 |
| | 2023 | 51 | 44 | 74 | 27 | 65 | 39 | 53 | 42 | 57 | 49 | 57 | 60 | 353 | ▲ | 618 |
| General Civil - Level 1 | 2024 | - | 1 | - | - | - | - | - | - | - | - | - | - | 1 | -67% | 1 |
| | 2023 | - | - | - | - | 2 | 1 | - | - | 2 | - | 1 | - | 3 | ▼ | 6 |
| General Civil - Level 2 | 2024 | 2 | 6 | 6 | 6 | 11 | 5 | 1 | - | - | - | - | - | 37 | 19% | 37 |
| | 2023 | 5 | 4 | 6 | 1 | 6 | 6 | 3 | 1 | 3 | 4 | 5 | 8 | 31 | ▲ | 52 |
| General Civil - Level 3 | 2024 | 4 | - | 1 | 4 | 2 | 3 | 2 | - | - | - | - | - | 16 | -41% | 16 |
| | 2023 | 9 | 2 | 5 | - | 2 | 5 | 4 | 3 | 1 | 4 | 3 | 1 | 27 | ▼ | 39 |
| Miscellaneous Civil | 2024 | 87 | 71 | 86 | 93 | 71 | 64 | 72 | - | - | - | - | - | 544 | -19% | 544 |
| | 2023 | 122 | 106 | 127 | 79 | 78 | 92 | 70 | 64 | 57 | 75 | 71 | 59 | 674 | ▼ | 1,000 |
| Misdemeanor | 2024 | 17 | 35 | 57 | 10 | 31 | 22 | 17 | - | - | - | - | - | 189 | -11% | 189 |
| | 2023 | 49 | 40 | 38 | 17 | 34 | 19 | 16 | 14 | 24 | 22 | 23 | 22 | 213 | ▼ | 318 |
| Other | 2024 | 9 | 5 | 1 | 1 | 1 | 2 | 1 | - | - | - | - | - | 20 | 567% | 20 |
| | 2023 | 2 | - | - | - | 1 | - | - | 1 | - | - | - | 1 | 3 | ▲ | 5 |
| Other Criminally Related Matters | 2024 | 4 | 8 | 6 | 7 | 6 | - | 3 | - | - | - | - | - | 34 | 26% | 34 |
| | 2023 | 5 | 3 | 3 | 4 | 4 | 3 | 5 | 6 | 3 | 3 | 2 | 7 | 27 | ▲ | 48 |
| Probates/Wills & Trusts - Level 1 | 2024 | - | - | 2 | - | - | 1 | - | - | - | - | - | - | 3 | 200% | 3 |
| | 2023 | - | 1 | - | - | - | - | - | - | - | - | - | - | 1 | ▲ | 1 |
| Probates/Wills & Trusts - Level 2 | 2024 | - | 3 | 1 | 1 | - | 1 | 1 | - | - | - | - | - | 7 | 75% | 7 |
| | 2023 | - | 2 | - | 1 | 1 | - | - | 1 | - | - | - | 1 | 4 | ▲ | 6 |
| Protective Orders | 2024 | - | 1 | - | 1 | - | - | - | - | - | - | - | - | 2 | 2 | 2 |
| | 2023 | - | - | - | - | - | - | - | - | - | - | - | 3 | 0 | ↔ | 3 |
| Uncontested Divorce | 2024 | 8 | 5 | 10 | 5 | 4 | 6 | 6 | - | - | - | - | - | 44 | 0% | 44 |
| | 2023 | 3 | 4 | 15 | 8 | 7 | 3 | 4 | 4 | 7 | 5 | 10 | 3 | 44 | ↔ | 73 |

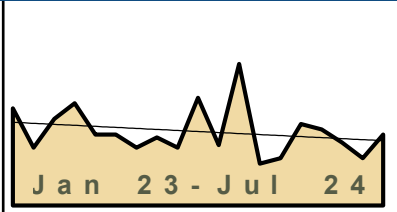
This report reflects data in the case management system. Numbers will update accordingly as reports are refreshed and posted.

Dashboard

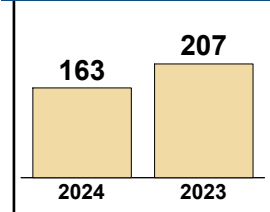
Court: Surry Circuit
Start/End Date: Jan-23 / Jul-24
2023 Average Month: 31
Jan-Jul 2023: 207
Filings Trending: ▼

Circuit/Court ID: 6 206181
Type of Case: Filings
2024 Average Month: 23
Jan-Jul 2024 : 163
Overall AVG. Month: 28

Monthly Filings Summary



Jan --- Jul Filings



Filings by Division

| Divisions | | Jan | Feb | Mar | Apr | May | Jun | Jul | Aug | Sep | Oct | Nov | Dec | Thru Jul | % Change | Total |
|----------------------------------|------|-----|-----|-----|-----|-----|-----|-----|-----|-----|-----|-----|-----|----------|----------|-------|
| Total | 2024 | 16 | 18 | 31 | 29 | 24 | 18 | 27 | - | - | - | - | - | 163 | -21% | 163 |
| | 2023 | 37 | 22 | 33 | 39 | 27 | 27 | 22 | 26 | 22 | 41 | 23 | 54 | 207 | ▼ | 373 |
| Civil | 2024 | 1 | 2 | 6 | 4 | 2 | 3 | 1 | - | - | - | - | - | 19 | -5% | 19 |
| | 2023 | 3 | - | 3 | 6 | 3 | 3 | 2 | 3 | 3 | 3 | 1 | 2 | 20 | ▼ | 32 |
| Criminal | 2024 | - | 1 | 2 | - | 2 | 1 | 3 | - | - | - | - | - | 9 | -76% | 9 |
| | 2023 | 2 | 8 | 8 | 2 | 8 | 7 | 3 | 9 | 4 | 21 | 1 | 30 | 38 | ▼ | 103 |
| Concealed Handgun Permits | 2024 | 14 | 14 | 14 | 21 | 15 | 14 | 17 | - | - | - | - | - | 109 | -11% | 109 |
| | 2023 | 28 | 12 | 20 | 27 | 12 | 11 | 12 | 11 | 13 | 13 | 12 | 16 | 122 | ▼ | 187 |
| Miscellaneous/ Other | 2024 | 1 | 1 | 9 | 4 | 5 | - | 6 | - | - | - | - | - | 26 | -4% | 26 |
| | 2023 | 4 | 2 | 2 | 4 | 4 | 6 | 5 | 3 | 2 | 4 | 9 | 6 | 27 | ▼ | 51 |

Filings by Case Category

| Case Categories | | Jan | Feb | Mar | Apr | May | Jun | Jul | Aug | Sep | Oct | Nov | Dec | Thru Jul | % Change | Total |
|--|------|-----|-----|-----|-----|-----|-----|-----|-----|-----|-----|-----|-----|----------|----------|-------|
| Administrative Law | 2024 | - | - | - | 1 | - | - | - | - | - | - | - | - | 1 | 1 | 1 |
| | 2023 | - | - | - | - | - | - | - | - | - | - | - | - | 0 | ↔ | 0 |
| Contested Divorce | 2024 | - | - | 1 | - | - | 1 | - | - | - | - | - | - | 2 | 2 | 2 |
| | 2023 | - | - | - | - | - | - | - | - | - | 1 | - | - | 0 | ↔ | 1 |
| Domestic and Family - Level 1 | 2024 | - | - | - | - | 1 | 1 | - | - | - | - | - | - | 2 | 0% | 2 |
| | 2023 | - | - | 2 | - | - | - | - | 1 | - | 1 | - | 1 | 2 | ↔ | 5 |
| Domestic and Family - Level 2 | 2024 | - | - | - | 2 | 1 | - | - | - | - | - | - | - | 3 | 200% | 3 |
| | 2023 | - | - | - | - | - | 1 | - | - | - | - | - | - | 1 | ▲ | 1 |
| Felonies and Related Matters | 2024 | - | - | 1 | - | 2 | - | 3 | - | - | - | - | - | 6 | -77% | 6 |
| | 2023 | 2 | 7 | 6 | - | 7 | 4 | - | 4 | 1 | 15 | - | 27 | 26 | ▼ | 73 |
| General Civil - Level 2 | 2024 | - | 2 | 5 | 1 | - | - | - | - | - | - | - | - | 8 | 0% | 8 |
| | 2023 | 1 | - | 1 | 4 | - | 1 | 1 | - | - | - | - | 1 | 8 | ↔ | 9 |
| General Civil - Level 3 | 2024 | - | - | 2 | 1 | 1 | - | - | - | - | - | - | - | 4 | -20% | 4 |
| | 2023 | 1 | - | - | 2 | 1 | 1 | - | 1 | - | 1 | 1 | 1 | 5 | ▼ | 9 |
| Miscellaneous Civil | 2024 | 15 | 15 | 20 | 23 | 19 | 14 | 23 | - | - | - | - | - | 129 | -11% | 129 |
| | 2023 | 31 | 14 | 22 | 29 | 15 | 17 | 17 | 13 | 15 | 17 | 20 | 22 | 145 | ▼ | 232 |
| Misdemeanor | 2024 | - | - | 1 | - | - | 1 | - | - | - | - | - | - | 2 | -82% | 2 |
| | 2023 | - | 1 | 2 | 1 | 1 | 3 | 3 | 4 | 3 | 6 | 1 | 2 | 11 | ▼ | 27 |
| Other | 2024 | - | - | - | 1 | - | - | - | - | - | - | - | - | 1 | 0% | 1 |
| | 2023 | - | - | - | 1 | - | - | - | - | - | - | - | - | 1 | ↔ | 1 |
| Other Criminally Related Matters | 2024 | - | 1 | - | - | - | - | - | - | - | - | - | - | 1 | 0% | 1 |
| | 2023 | - | - | - | 1 | - | - | - | 1 | - | - | - | 1 | 1 | ↔ | 3 |
| Probates/Wills & Trusts - Level 2 | 2024 | - | - | - | - | - | 1 | - | - | - | - | - | - | 1 | 0% | 1 |
| | 2023 | 1 | - | - | - | - | - | - | - | - | - | - | - | 1 | ↔ | 1 |
| Protective Orders | 2024 | - | - | - | - | - | - | - | - | - | - | - | - | 0 | 0 | 0 |
| | 2023 | - | - | - | - | - | - | - | 1 | - | - | - | - | 0 | ↔ | 1 |
| Uncontested Divorce | 2024 | 1 | - | 1 | - | - | - | 1 | - | - | - | - | - | 3 | -50% | 3 |
| | 2023 | 1 | - | - | 1 | 3 | - | 1 | 1 | 3 | - | - | - | 6 | ▼ | 10 |

| Dashboard | | Monthly Filings Summary | | Jan --- Jul Filings | | | | | |
|--|---|-------------------------|---|---------------------|-----|-----|------|------|--|
| <p>Court: Sussex Circuit Start/End Date: Jan-23 / Jul-24 2023 Average Month: 62 Jan-Jul 2023: 464 Filings Trending: ▼</p> | <p>Circuit/Court ID: 6 206183 Type of Case: Filings 2024 Average Month: 60 Jan-Jul 2024 : 423 Overall AVG. Month: 61</p> | <p>Jan 23 - Jul 24</p> | <table border="1" style="margin: auto;"> <tr> <td style="font-size: 24px; font-weight: bold;">423</td> <td style="font-size: 24px; font-weight: bold;">464</td> </tr> <tr> <td style="font-size: 12px;">2024</td> <td style="font-size: 12px;">2023</td> </tr> </table> | | 423 | 464 | 2024 | 2023 | |
| 423 | 464 | | | | | | | | |
| 2024 | 2023 | | | | | | | | |

| Filings by Division | | | | | | | | | | | | | | | | |
|----------------------------------|------|-----|-----|-----|-----|-----|-----|-----|-----|-----|-----|-----|-----|----------|----------|-------|
| Divisions | | Jan | Feb | Mar | Apr | May | Jun | Jul | Aug | Sep | Oct | Nov | Dec | Thru Jul | % Change | Total |
| Total | 2024 | 44 | 54 | 59 | 63 | 78 | 73 | 52 | - | - | - | - | - | 423 | -9% | 423 |
| | 2023 | 70 | 73 | 67 | 85 | 66 | 58 | 45 | 75 | 37 | 59 | 39 | 68 | 464 | ▼ | 742 |
| Civil | 2024 | 4 | 1 | 7 | 5 | 4 | 6 | 13 | - | - | - | - | - | 40 | 8% | 40 |
| | 2023 | 4 | 1 | 6 | 8 | 12 | 3 | 3 | 2 | 4 | 7 | 1 | 4 | 37 | ▲ | 55 |
| Criminal | 2024 | 21 | 29 | 21 | 29 | 52 | 37 | 23 | - | - | - | - | - | 212 | -18% | 212 |
| | 2023 | 31 | 50 | 32 | 56 | 28 | 34 | 27 | 48 | 17 | 32 | 5 | 38 | 258 | ▼ | 398 |
| Concealed Handgun Permits | 2024 | 16 | 18 | 16 | 20 | 17 | 13 | 10 | - | - | - | - | - | 110 | -13% | 110 |
| | 2023 | 26 | 18 | 22 | 15 | 21 | 16 | 9 | 20 | 11 | 16 | 26 | 19 | 127 | ▼ | 219 |
| Miscellaneous/ Other | 2024 | 3 | 6 | 15 | 9 | 5 | 17 | 5 | - | - | - | - | - | 60 | 43% | 60 |
| | 2023 | 9 | 4 | 7 | 6 | 5 | 5 | 6 | 5 | 5 | 4 | 7 | 7 | 42 | ▲ | 70 |
| Others | 2024 | - | - | - | - | - | - | 1 | - | - | - | - | - | 1 | 1 | 1 |
| | 2023 | - | - | - | - | - | - | - | - | - | - | - | - | 0 | ↔ | 0 |

| Filings by Case Category | | | | | | | | | | | | | | | | |
|--|------|-----|-----|-----|-----|-----|-----|-----|-----|-----|-----|-----|-----|----------|----------|-------|
| Case Categories | | Jan | Feb | Mar | Apr | May | Jun | Jul | Aug | Sep | Oct | Nov | Dec | Thru Jul | % Change | Total |
| Administrative Law | 2024 | - | - | - | - | - | - | - | - | - | - | - | - | 0 | 0 | 0 |
| | 2023 | - | - | - | - | - | - | - | 1 | - | - | - | - | 0 | ↔ | 1 |
| Contested Divorce | 2024 | 1 | - | 1 | 1 | - | 1 | - | - | - | - | - | - | 4 | 0% | 4 |
| | 2023 | - | - | 1 | 1 | - | - | 2 | - | - | 2 | - | 1 | 4 | ↔ | 7 |
| Domestic and Family - Level 1 | 2024 | - | - | - | - | - | - | - | - | - | - | - | - | 0 | -100% | 0 |
| | 2023 | 1 | - | - | - | - | - | - | - | 2 | 3 | - | - | 1 | ▼ | 6 |
| Domestic and Family - Level 2 | 2024 | - | - | 2 | - | - | - | - | - | - | - | - | - | 2 | 0% | 2 |
| | 2023 | - | - | - | - | 2 | - | - | - | - | - | - | - | 2 | ↔ | 2 |
| Felonies and Related Matters | 2024 | 18 | 13 | 14 | 16 | 48 | 15 | 22 | - | - | - | - | - | 146 | -18% | 146 |
| | 2023 | 26 | 26 | 21 | 43 | 18 | 19 | 25 | 35 | 13 | 20 | 3 | 17 | 178 | ▼ | 266 |
| General Civil - Level 1 | 2024 | - | - | - | - | - | 1 | - | - | - | - | - | - | 1 | 1 | 1 |
| | 2023 | - | - | - | - | - | - | - | 1 | - | - | - | - | 0 | ↔ | 1 |
| General Civil - Level 2 | 2024 | - | 1 | 5 | 2 | 2 | 17 | 9 | - | - | - | - | - | 36 | 112% | 36 |
| | 2023 | 1 | - | 4 | 4 | 4 | 3 | 1 | - | - | 2 | - | - | 17 | ▲ | 19 |
| General Civil - Level 3 | 2024 | 1 | 1 | 2 | - | 3 | 2 | 3 | - | - | - | - | - | 12 | 140% | 12 |
| | 2023 | 2 | - | - | 2 | - | - | 1 | 1 | 1 | - | 1 | 1 | 5 | ▲ | 9 |
| Miscellaneous Civil | 2024 | 19 | 23 | 25 | 27 | 19 | 14 | 13 | - | - | - | - | - | 140 | -14% | 140 |
| | 2023 | 34 | 22 | 29 | 19 | 26 | 20 | 13 | 24 | 16 | 18 | 33 | 25 | 163 | ▼ | 279 |
| Misdemeanor | 2024 | 3 | 7 | 4 | 3 | 2 | 12 | 1 | - | - | - | - | - | 32 | -49% | 32 |
| | 2023 | 3 | 15 | 11 | 14 | 6 | 13 | 1 | 7 | 3 | 5 | 1 | 16 | 63 | ▼ | 95 |
| Other | 2024 | - | - | - | 1 | - | 1 | 1 | - | - | - | - | - | 3 | 50% | 3 |
| | 2023 | - | 1 | - | - | 1 | - | - | - | - | - | - | - | 2 | ▲ | 2 |
| Other Criminally Related Matters | 2024 | - | 9 | 3 | 10 | 2 | 10 | - | - | - | - | - | - | 34 | 89% | 34 |
| | 2023 | 2 | 9 | - | - | 4 | 2 | 1 | 6 | 1 | 7 | 1 | 5 | 18 | ▲ | 38 |
| Probates/Wills & Trusts - Level 2 | 2024 | - | - | 1 | - | - | - | - | - | - | - | - | - | 1 | 0% | 1 |
| | 2023 | - | - | - | - | - | - | 1 | - | - | - | - | - | 1 | ↔ | 2 |
| Uncontested Divorce | 2024 | 2 | - | 2 | 3 | 2 | - | 3 | - | - | - | - | - | 12 | 20% | 12 |
| | 2023 | 1 | - | 1 | 2 | 5 | 1 | - | - | 1 | 2 | - | 2 | 10 | ▲ | 15 |

This report reflects data in the case management system. Numbers will update accordingly as reports are refreshed and posted.

| Dashboard | Monthly Filings Summary | Jan --- Jul Filings | | | | |
|--|-------------------------|---|-----|-----|------|------|
| <p>Court: Hopewell Circuit Start/End Date: Jan-23 / Jul-24 2023 Average Month: 129 Jan-Jul 2023: 870 Filings Trending: ▲</p> <p>Circuit/Court ID: 6 206670 Type of Case: Filings 2024 Average Month:142 Jan-Jul 2024 : 992 Overall AVG. Month: 134</p> | <p>Jan 23 - Jul 24</p> | <table border="1" style="margin: auto;"> <tr> <td style="text-align: center; width: 50px;">992</td> <td style="text-align: center; width: 50px;">870</td> </tr> <tr> <td style="text-align: center;">2024</td> <td style="text-align: center;">2023</td> </tr> </table> | 992 | 870 | 2024 | 2023 |
| 992 | 870 | | | | | |
| 2024 | 2023 | | | | | |

| Filings by Division | | | | | | | | | | | | | | | | |
|----------------------------------|------|-----|-----|-----|-----|-----|-----|-----|-----|-----|-----|-----|-----|----------|----------|-------|
| Divisions | | Jan | Feb | Mar | Apr | May | Jun | Jul | Aug | Sep | Oct | Nov | Dec | Thru Jul | % Change | Total |
| Total | 2024 | 127 | 176 | 133 | 108 | 155 | 152 | 141 | - | - | - | - | - | 992 | 14% | 992 |
| | 2023 | 103 | 111 | 160 | 131 | 116 | 147 | 102 | 134 | 120 | 139 | 126 | 159 | 870 | ▲ | 1,548 |
| Civil | 2024 | 23 | 20 | 12 | 14 | 24 | 12 | 12 | - | - | - | - | - | 117 | 0% | 117 |
| | 2023 | 10 | 20 | 14 | 14 | 30 | 14 | 15 | 30 | 21 | 8 | 21 | 18 | 117 | ↔ | 215 |
| Criminal | 2024 | 57 | 105 | 71 | 57 | 84 | 108 | 96 | - | - | - | - | - | 578 | 27% | 578 |
| | 2023 | 45 | 40 | 90 | 65 | 50 | 100 | 65 | 62 | 72 | 95 | 84 | 113 | 455 | ▲ | 881 |
| Concealed Handgun Permits | 2024 | 43 | 36 | 37 | 23 | 32 | 16 | 21 | - | - | - | - | - | 208 | -4% | 208 |
| | 2023 | 37 | 36 | 34 | 45 | 30 | 21 | 14 | 28 | 22 | 25 | 15 | 21 | 217 | ▼ | 328 |
| Miscellaneous/Other | 2024 | 4 | 15 | 13 | 14 | 15 | 15 | 12 | - | - | - | - | - | 88 | 11% | 88 |
| | 2023 | 10 | 15 | 22 | 7 | 5 | 12 | 8 | 14 | 5 | 11 | 6 | 6 | 79 | ▲ | 121 |
| Others | 2024 | - | - | - | - | - | 1 | - | - | - | - | - | - | 1 | -50% | 1 |
| | 2023 | 1 | - | - | - | 1 | - | - | - | - | - | - | 1 | 2 | ▼ | 3 |

| Filings by Case Category | | | | | | | | | | | | | | | | |
|--|------|-----|-----|-----|-----|-----|-----|-----|-----|-----|-----|-----|-----|----------|----------|-------|
| Case Categories | | Jan | Feb | Mar | Apr | May | Jun | Jul | Aug | Sep | Oct | Nov | Dec | Thru Jul | % Change | Total |
| Capital Murder | 2024 | 1 | - | - | - | - | 1 | - | - | - | - | - | - | 2 | 2 | 2 |
| | 2023 | - | - | - | - | - | - | - | - | - | - | - | - | 0 | ↔ | 0 |
| Contested Divorce | 2024 | - | - | 1 | 1 | 4 | 2 | 3 | - | - | - | - | - | 11 | 57% | 11 |
| | 2023 | 1 | - | - | 2 | 3 | - | 1 | 6 | 2 | - | 1 | - | 7 | ▲ | 16 |
| Domestic and Family - Level 1 | 2024 | 3 | - | 1 | - | 11 | - | - | - | - | - | - | - | 15 | -35% | 15 |
| | 2023 | 3 | - | 1 | 2 | 9 | 3 | 5 | 7 | 4 | - | 4 | 2 | 23 | ▼ | 40 |
| Domestic and Family - Level 2 | 2024 | - | 2 | - | 2 | - | - | - | - | - | - | - | - | 4 | -67% | 4 |
| | 2023 | 1 | 2 | 2 | 3 | - | 2 | 2 | 1 | 2 | - | 4 | 1 | 12 | ▼ | 20 |
| Felonies and Related Matters | 2024 | 36 | 63 | 39 | 34 | 51 | 90 | 54 | - | - | - | - | - | 367 | 18% | 367 |
| | 2023 | 34 | 33 | 67 | 52 | 27 | 58 | 39 | 48 | 52 | 70 | 64 | 65 | 310 | ▲ | 609 |
| General Civil - Level 1 | 2024 | - | 1 | 1 | - | - | - | - | - | - | - | - | - | 2 | -33% | 2 |
| | 2023 | - | 1 | - | - | 1 | 1 | - | 1 | 1 | - | - | - | 3 | ▼ | 5 |
| General Civil - Level 2 | 2024 | 5 | 5 | 2 | 3 | 4 | 1 | 5 | - | - | - | - | - | 25 | 32% | 25 |
| | 2023 | 2 | 6 | 2 | 1 | 4 | 1 | 3 | 3 | 3 | 3 | 2 | 2 | 19 | ▲ | 32 |
| General Civil - Level 3 | 2024 | 10 | 6 | 2 | 3 | 2 | 2 | 3 | - | - | - | - | - | 28 | 65% | 28 |
| | 2023 | 1 | 3 | 4 | 1 | 6 | - | 2 | 4 | 5 | 3 | 7 | 6 | 17 | ▲ | 42 |
| Miscellaneous Civil | 2024 | 47 | 51 | 50 | 37 | 47 | 31 | 32 | - | - | - | - | - | 295 | 1% | 295 |
| | 2023 | 47 | 50 | 54 | 52 | 35 | 33 | 22 | 42 | 26 | 33 | 20 | 27 | 293 | ▲ | 441 |
| Misdemeanor | 2024 | 19 | 41 | 22 | 22 | 31 | 17 | 40 | - | - | - | - | - | 192 | 45% | 192 |
| | 2023 | 11 | 6 | 20 | 10 | 22 | 42 | 21 | 10 | 17 | 23 | 18 | 48 | 132 | ▲ | 248 |
| Other | 2024 | 1 | 1 | 2 | - | - | 1 | - | - | - | - | - | - | 5 | -38% | 5 |
| | 2023 | 2 | 3 | - | - | 2 | 1 | - | 1 | - | - | - | 1 | 8 | ▼ | 10 |
| Other Criminally Related Matters | 2024 | 2 | 2 | 10 | 1 | 2 | - | 2 | - | - | - | - | - | 19 | 46% | 19 |
| | 2023 | - | 1 | 3 | 3 | 1 | - | 5 | 4 | 3 | 2 | 2 | 5 | 13 | ▲ | 29 |
| Probates/Wills & Trusts - Level 2 | 2024 | 1 | - | - | 2 | 1 | 1 | - | - | - | - | - | - | 5 | 67% | 5 |
| | 2023 | 1 | - | - | - | 1 | - | 1 | - | - | 1 | - | - | 3 | ▲ | 4 |
| Protective Orders | 2024 | - | - | - | 2 | - | - | - | - | - | - | - | - | 2 | -50% | 2 |
| | 2023 | - | 2 | 1 | - | 1 | - | - | 1 | 1 | 2 | - | - | 4 | ▼ | 8 |
| Uncontested Divorce | 2024 | 2 | 4 | 3 | 1 | 2 | 6 | 2 | - | - | - | - | - | 20 | -23% | 20 |
| | 2023 | - | 4 | 6 | 5 | 4 | 6 | 1 | 6 | 4 | 2 | 4 | 2 | 26 | ▼ | 44 |

This report reflects data in the case management system. Numbers will update accordingly as reports are refreshed and posted.

| Dashboard | | Monthly Filings Summary | | Jan --- Jul Filings | |
|--|-----------------------------------|-------------------------|--|---------------------|--------------|
| Court: Newport News Circuit | Circuit/Court ID: 7 207700 | <p>Jan 23 - Jul 24</p> | | 6,323 | 6,463 |
| Start/End Date: Jan-23 / Jul-24 | Type of Case: Filings | | | | |
| 2023 Average Month: 921 | 2024 Average Month: 903 | | | | |
| Jan-Jul 2023: 6,463 | Jan-Jul 2024 : 6,323 | | | | |
| Filings Trending: ↔ | Overall AVG. Month: 914 | | | | |
| | | | | 2024 | 2023 |

| Filings by Division | | | | | | | | | | | | | | | | |
|----------------------------------|------|-----|-----|-------|-----|-----|-------|-----|-------|-----|-----|-----|-----|----------|----------|--------|
| Divisions | | Jan | Feb | Mar | Apr | May | Jun | Jul | Aug | Sep | Oct | Nov | Dec | Thru Jul | % Change | Total |
| Total | 2024 | 958 | 863 | 1,097 | 903 | 961 | 724 | 817 | - | - | - | - | - | 6,323 | -2% | 6,323 |
| | 2023 | 953 | 852 | 1,078 | 807 | 908 | 1,021 | 844 | 1,048 | 941 | 932 | 870 | 796 | 6,463 | ▼ | 11,050 |
| Civil | 2024 | 164 | 108 | 163 | 121 | 124 | 138 | 171 | - | - | - | - | - | 989 | -4% | 989 |
| | 2023 | 125 | 119 | 179 | 153 | 133 | 184 | 132 | 153 | 128 | 161 | 116 | 96 | 1,025 | ▼ | 1,679 |
| Criminal | 2024 | 357 | 355 | 409 | 326 | 512 | 310 | 313 | - | - | - | - | - | 2,582 | 3% | 2,582 |
| | 2023 | 405 | 335 | 371 | 263 | 374 | 393 | 360 | 415 | 382 | 360 | 365 | 379 | 2,501 | ▲ | 4,402 |
| Concealed Handgun Permits | 2024 | 225 | 210 | 204 | 233 | 212 | 164 | 200 | - | - | - | - | - | 1,448 | -8% | 1,448 |
| | 2023 | 270 | 238 | 287 | 226 | 184 | 200 | 168 | 205 | 189 | 176 | 158 | 156 | 1,573 | ▼ | 2,457 |
| Miscellaneous/ Other | 2024 | 208 | 190 | 317 | 221 | 113 | 110 | 133 | - | - | - | - | - | 1,292 | -5% | 1,292 |
| | 2023 | 151 | 160 | 239 | 165 | 216 | 243 | 183 | 275 | 240 | 234 | 229 | 165 | 1,357 | ▼ | 2,500 |
| Others | 2024 | 4 | - | 4 | 2 | - | 2 | - | - | - | - | - | - | 12 | 71% | 12 |
| | 2023 | 2 | - | 2 | - | 1 | 1 | 1 | - | 2 | 1 | 2 | - | 7 | ▲ | 12 |

| Filings by Case Category | | | | | | | | | | | | | | | | |
|--|------|-----|-----|-----|-----|-----|-----|-----|-----|-----|-----|-----|-----|----------|----------|-------|
| Case Categories | | Jan | Feb | Mar | Apr | May | Jun | Jul | Aug | Sep | Oct | Nov | Dec | Thru Jul | % Change | Total |
| Administrative Law | 2024 | 1 | - | - | 1 | - | - | 1 | - | - | - | - | - | 3 | -25% | 3 |
| | 2023 | 1 | - | - | 1 | 1 | - | 1 | - | - | 1 | - | - | 4 | ▼ | 5 |
| Capital Murder | 2024 | - | - | - | - | - | - | - | - | - | - | - | - | 0 | -100% | 0 |
| | 2023 | 1 | - | - | - | - | - | - | - | - | - | - | - | 1 | ▼ | 1 |
| Contested Divorce | 2024 | 9 | 12 | 10 | 16 | 15 | 20 | 12 | - | - | - | - | - | 94 | -15% | 94 |
| | 2023 | 10 | 18 | 23 | 13 | 19 | 13 | 14 | 13 | 13 | 17 | 11 | 11 | 110 | ▼ | 175 |
| Domestic and Family - Level 1 | 2024 | 34 | 2 | 14 | 6 | 11 | 19 | 22 | - | - | - | - | - | 108 | -33% | 108 |
| | 2023 | 14 | 17 | 35 | 19 | 19 | 36 | 22 | 11 | 18 | 40 | 11 | 4 | 162 | ▼ | 246 |
| Domestic and Family - Level 2 | 2024 | 2 | 5 | 6 | 3 | 5 | 9 | 7 | - | - | - | - | - | 37 | -36% | 37 |
| | 2023 | 9 | 8 | 4 | 7 | 6 | 12 | 12 | 11 | 1 | 11 | 6 | 3 | 58 | ▼ | 90 |
| Felonies and Related Matters | 2024 | 176 | 156 | 236 | 149 | 215 | 142 | 147 | - | - | - | - | - | 1,221 | -4% | 1,221 |
| | 2023 | 215 | 185 | 204 | 137 | 171 | 176 | 190 | 199 | 187 | 163 | 173 | 190 | 1,278 | ▼ | 2,190 |
| General Civil - Level 1 | 2024 | 4 | 2 | 4 | 2 | 7 | 5 | 4 | - | - | - | - | - | 28 | 4% | 28 |
| | 2023 | 3 | 8 | 5 | 4 | 2 | 4 | 1 | 6 | 3 | 7 | 2 | - | 27 | ▲ | 45 |
| General Civil - Level 2 | 2024 | 44 | 33 | 47 | 32 | 40 | 33 | 62 | - | - | - | - | - | 291 | 35% | 291 |
| | 2023 | 21 | 28 | 31 | 37 | 21 | 42 | 35 | 36 | 43 | 34 | 29 | 24 | 215 | ▲ | 381 |
| General Civil - Level 3 | 2024 | 42 | 19 | 44 | 48 | 19 | 28 | 33 | - | - | - | - | - | 233 | 10% | 233 |
| | 2023 | 32 | 28 | 38 | 34 | 31 | 30 | 18 | 17 | 37 | 28 | 34 | 32 | 211 | ▲ | 359 |
| Miscellaneous Civil | 2024 | 356 | 351 | 437 | 381 | 300 | 217 | 292 | - | - | - | - | - | 2,334 | -2% | 2,334 |
| | 2023 | 342 | 337 | 407 | 330 | 325 | 358 | 293 | 406 | 335 | 316 | 307 | 281 | 2,392 | ▼ | 4,037 |
| Misdemeanor | 2024 | 88 | 90 | 127 | 94 | 131 | 98 | 80 | - | - | - | - | - | 708 | 11% | 708 |
| | 2023 | 119 | 87 | 110 | 68 | 103 | 79 | 73 | 118 | 92 | 92 | 101 | 97 | 639 | ▲ | 1,139 |
| Other | 2024 | 63 | 44 | 53 | 46 | 24 | 41 | 34 | - | - | - | - | - | 305 | -28% | 305 |
| | 2023 | 66 | 43 | 97 | 41 | 64 | 67 | 47 | 71 | 70 | 75 | 66 | 21 | 425 | ▼ | 728 |
| Other Criminally Related Matters | 2024 | 93 | 118 | 52 | 83 | 166 | 70 | 87 | - | - | - | - | - | 669 | 8% | 669 |
| | 2023 | 87 | 64 | 59 | 66 | 101 | 143 | 100 | 112 | 112 | 108 | 92 | 92 | 620 | ▲ | 1,136 |
| Probates/Wills & Trusts - Level 1 | 2024 | - | 2 | 2 | - | - | 2 | - | - | - | - | - | - | 6 | 50% | 6 |
| | 2023 | 1 | - | - | - | - | 1 | 2 | 1 | 2 | 2 | - | - | 4 | ▲ | 9 |
| Probates/Wills & Trusts - Level 2 | 2024 | 7 | 3 | 8 | 9 | 10 | 6 | 8 | - | - | - | - | - | 51 | 13% | 51 |
| | 2023 | - | 2 | 13 | 8 | 5 | 12 | 5 | 6 | 4 | 4 | 5 | 9 | 45 | ▲ | 73 |
| Protective Orders | 2024 | - | - | 2 | - | - | - | - | - | - | - | - | - | 2 | 2 | 2 |
| | 2023 | - | - | - | - | - | - | - | - | - | - | - | - | 0 | ↔ | 0 |
| Uncontested Divorce | 2024 | 39 | 26 | 55 | 33 | 18 | 34 | 28 | - | - | - | - | - | 233 | -14% | 233 |
| | 2023 | 32 | 27 | 52 | 42 | 40 | 48 | 31 | 41 | 24 | 34 | 33 | 32 | 272 | ▼ | 436 |

This report reflects data in the case management system. Numbers will update accordingly as reports are refreshed and posted.

CPSS-CCMS-10.01 CASELOAD STATISTICS OF THE CIRCUIT COURTS

Hampton

January 2023 -- July 2024 Filings

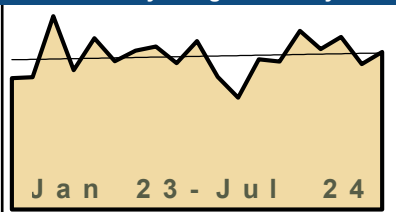
Alexandria and Fairfax Circuit are not Included in State Totals

Dashboard

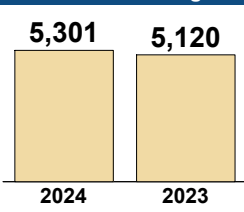
Court: Hampton Circuit
Start/End Date: Jan-23 / Jul-24
2023 Average Month: 713
Jan-Jul 2023: 5,120
Filings Trending: ▲

Circuit/Court ID: 8 208650
Type of Case: Filings
2024 Average Month: 757
Jan-Jul 2024 : 5,301
Overall AVG. Month: 730

Monthly Filings Summary



Jan --- Jul Filings



Filings by Division

| Divisions | | Jan | Feb | Mar | Apr | May | Jun | Jul | Aug | Sep | Oct | Nov | Dec | Thru Jul | % Change | Total |
|----------------------------------|------|-----|-----|-----|-----|-----|-----|-----|-----|-----|-----|-----|-----|----------|----------|-------|
| Total | 2024 | 715 | 705 | 851 | 765 | 822 | 693 | 750 | - | - | - | - | - | 5,301 | 4% | 5,301 |
| | 2023 | 625 | 631 | 921 | 664 | 816 | 707 | 756 | 776 | 697 | 803 | 632 | 533 | 5,120 | ▲ | 8,561 |
| Civil | 2024 | 109 | 109 | 117 | 120 | 185 | 139 | 132 | - | - | - | - | - | 911 | 2% | 911 |
| | 2023 | 106 | 109 | 181 | 117 | 159 | 107 | 112 | 166 | 127 | 107 | 120 | 98 | 891 | ▲ | 1,509 |
| Criminal | 2024 | 291 | 293 | 384 | 341 | 346 | 300 | 338 | - | - | - | - | - | 2,293 | 14% | 2,293 |
| | 2023 | 208 | 212 | 354 | 246 | 302 | 336 | 350 | 297 | 325 | 434 | 288 | 231 | 2,008 | ▲ | 3,583 |
| Concealed Handgun Permits | 2024 | 203 | 185 | 209 | 175 | 152 | 132 | 156 | - | - | - | - | - | 1,212 | -10% | 1,212 |
| | 2023 | 227 | 188 | 238 | 185 | 192 | 137 | 176 | 176 | 141 | 141 | 141 | 110 | 1,343 | ▼ | 2,052 |
| Miscellaneous/Other | 2024 | 112 | 117 | 141 | 129 | 139 | 122 | 123 | - | - | - | - | - | 883 | 1% | 883 |
| | 2023 | 84 | 121 | 147 | 116 | 163 | 126 | 118 | 135 | 103 | 120 | 82 | 94 | 875 | ▲ | 1,409 |
| Others | 2024 | - | 1 | - | - | - | - | 1 | - | - | - | - | - | 2 | -33% | 2 |
| | 2023 | - | 1 | 1 | - | - | 1 | - | 2 | 1 | 1 | 1 | - | 3 | ▼ | 8 |

Filings by Case Category

| Case Categories | | Jan | Feb | Mar | Apr | May | Jun | Jul | Aug | Sep | Oct | Nov | Dec | Thru Jul | % Change | Total |
|--|------|-----|-----|-----|-----|-----|-----|-----|-----|-----|-----|-----|-----|----------|----------|-------|
| Administrative Law | 2024 | - | - | - | 2 | 1 | - | 1 | - | - | - | - | - | 4 | 100% | 4 |
| | 2023 | 1 | - | - | 1 | - | - | - | - | - | 1 | - | 1 | 2 | ▲ | 4 |
| Capital Murder | 2024 | 1 | - | 1 | - | - | - | 1 | - | - | - | - | - | 3 | 3 | 3 |
| | 2023 | - | - | - | - | - | - | - | - | 1 | - | - | - | 0 | ↔ | 1 |
| Contested Divorce | 2024 | 9 | 20 | 14 | 18 | 8 | 15 | 12 | - | - | - | - | - | 96 | 1% | 96 |
| | 2023 | 8 | 12 | 17 | 18 | 18 | 10 | 12 | 25 | 15 | 16 | 11 | 3 | 95 | ▲ | 165 |
| Domestic and Family - Level 1 | 2024 | 22 | 18 | 16 | 13 | 53 | 20 | 20 | - | - | - | - | - | 162 | 76% | 162 |
| | 2023 | 12 | 4 | 25 | 18 | 12 | 17 | 4 | 9 | 25 | 10 | 20 | 9 | 92 | ▲ | 165 |
| Domestic and Family - Level 2 | 2024 | 3 | 3 | 2 | 4 | 5 | 1 | 6 | - | - | - | - | - | 24 | 9% | 24 |
| | 2023 | 3 | 1 | 7 | - | - | 6 | 5 | 5 | 4 | 2 | 2 | 2 | 22 | ▲ | 37 |
| Felonies and Related Matters | 2024 | 133 | 130 | 132 | 169 | 155 | 122 | 163 | - | - | - | - | - | 1,004 | 8% | 1,004 |
| | 2023 | 112 | 80 | 186 | 119 | 144 | 122 | 170 | 128 | 148 | 138 | 128 | 92 | 933 | ▲ | 1,567 |
| General Civil - Level 1 | 2024 | - | - | 1 | 1 | 2 | - | 3 | - | - | - | - | - | 7 | 0% | 7 |
| | 2023 | 1 | 1 | 1 | 1 | 2 | 1 | - | 1 | - | 1 | 1 | - | 7 | ↔ | 10 |
| General Civil - Level 2 | 2024 | 21 | 20 | 26 | 29 | 40 | 39 | 20 | - | - | - | - | - | 195 | -3% | 195 |
| | 2023 | 39 | 22 | 38 | 26 | 29 | 21 | 25 | 33 | 29 | 23 | 28 | 24 | 200 | ▼ | 337 |
| General Civil - Level 3 | 2024 | 14 | 10 | 15 | 16 | 25 | 13 | 16 | - | - | - | - | - | 109 | -27% | 109 |
| | 2023 | 13 | 25 | 23 | 21 | 36 | 14 | 18 | 38 | 17 | 21 | 10 | 17 | 150 | ▼ | 253 |
| Miscellaneous Civil | 2024 | 257 | 231 | 277 | 231 | 219 | 197 | 234 | - | - | - | - | - | 1,646 | -7% | 1,646 |
| | 2023 | 267 | 239 | 299 | 246 | 297 | 196 | 231 | 244 | 190 | 199 | 190 | 151 | 1,775 | ▼ | 2,749 |
| Misdemeanor | 2024 | 93 | 80 | 158 | 89 | 98 | 76 | 93 | - | - | - | - | - | 687 | 27% | 687 |
| | 2023 | 52 | 88 | 94 | 77 | 74 | 83 | 74 | 101 | 93 | 129 | 112 | 53 | 542 | ▲ | 1,030 |
| Other | 2024 | 56 | 72 | 68 | 72 | 73 | 59 | 48 | - | - | - | - | - | 448 | 2% | 448 |
| | 2023 | 41 | 70 | 84 | 58 | 59 | 66 | 60 | 69 | 53 | 61 | 42 | 53 | 438 | ▲ | 716 |
| Other Criminally Related Matters | 2024 | 82 | 87 | 102 | 84 | 99 | 116 | 94 | - | - | - | - | - | 664 | 8% | 664 |
| | 2023 | 47 | 57 | 95 | 53 | 100 | 135 | 128 | 85 | 90 | 174 | 50 | 93 | 615 | ▲ | 1,107 |
| Probates/Wills & Trusts - Level 1 | 2024 | 1 | - | - | - | 1 | - | - | - | - | - | - | - | 2 | -33% | 2 |
| | 2023 | - | - | - | 1 | 2 | - | - | - | 1 | 1 | 1 | 1 | 3 | ▼ | 7 |
| Probates/Wills & Trusts - Level 2 | 2024 | 3 | 4 | 5 | 8 | 9 | 2 | 8 | - | - | - | - | - | 39 | 5% | 39 |
| | 2023 | 6 | 4 | 4 | 5 | 9 | 7 | 2 | 13 | 4 | 7 | 8 | 5 | 37 | ▲ | 74 |
| Protective Orders | 2024 | - | - | - | - | - | 2 | - | - | - | - | - | - | 2 | 2 | 2 |
| | 2023 | - | - | - | - | - | - | - | - | - | - | - | 1 | 0 | ↔ | 1 |
| Uncontested Divorce | 2024 | 20 | 30 | 34 | 29 | 34 | 31 | 31 | - | - | - | - | - | 209 | 0% | 209 |
| | 2023 | 23 | 28 | 48 | 20 | 34 | 29 | 27 | 25 | 27 | 20 | 29 | 28 | 209 | ↔ | 338 |

This report reflects data in the case management system. Numbers will update accordingly as reports are refreshed and posted.

| Dashboard | | Monthly Filings Summary | | Jan --- Jul Filings | | | | | |
|--|--|-------------------------|--|---|--|-----|-----|------|------|
| <p>Court: Charles City Circuit Start/End Date: Jan-23 / Jul-24 2023 Average Month: 33 Jan-Jul 2023: 239 Filings Trending: ▼</p> | <p>Circuit/Court ID: 9 209036 Type of Case: Filings 2024 Average Month:30 Jan-Jul 2024 : 212 Overall AVG. Month: 32</p> | | | <table border="1" style="margin: auto;"> <tr> <td style="text-align: center; width: 50px;">212</td> <td style="text-align: center; width: 50px;">239</td> </tr> <tr> <td style="text-align: center;">2024</td> <td style="text-align: center;">2023</td> </tr> </table> | | 212 | 239 | 2024 | 2023 |
| 212 | 239 | | | | | | | | |
| 2024 | 2023 | | | | | | | | |

| Filings by Division | | | | | | | | | | | | | | | | |
|----------------------------------|------|-----|-----|-----|-----|-----|-----|-----|-----|-----|-----|-----|-----|----------|----------|-------|
| Divisions | | Jan | Feb | Mar | Apr | May | Jun | Jul | Aug | Sep | Oct | Nov | Dec | Thru Jul | % Change | Total |
| Total | 2024 | 37 | 29 | 29 | 31 | 25 | 36 | 25 | - | - | - | - | - | 212 | -11% | 212 |
| | 2023 | 32 | 36 | 43 | 35 | 33 | 37 | 23 | 22 | 22 | 32 | 35 | 40 | 239 | ▼ | 390 |
| Civil | 2024 | 6 | 2 | 5 | 1 | 3 | 1 | 2 | - | - | - | - | - | 20 | -23% | 20 |
| | 2023 | 2 | 1 | 5 | 4 | 6 | 4 | 4 | 2 | 2 | 4 | 4 | 7 | 26 | ▼ | 45 |
| Criminal | 2024 | 2 | 3 | 4 | 6 | 9 | 19 | 8 | - | - | - | - | - | 51 | -9% | 51 |
| | 2023 | 5 | 4 | 5 | 14 | 6 | 18 | 4 | 5 | 4 | 4 | 7 | 7 | 56 | ▼ | 83 |
| Concealed Handgun Permits | 2024 | 23 | 15 | 12 | 20 | 5 | 11 | 11 | - | - | - | - | - | 97 | -20% | 97 |
| | 2023 | 21 | 25 | 24 | 15 | 15 | 10 | 12 | 9 | 7 | 16 | 9 | 15 | 122 | ▼ | 178 |
| Miscellaneous/ Other | 2024 | 6 | 9 | 8 | 4 | 8 | 5 | 4 | - | - | - | - | - | 44 | 26% | 44 |
| | 2023 | 4 | 6 | 9 | 2 | 6 | 5 | 3 | 6 | 9 | 8 | 15 | 11 | 35 | ▲ | 84 |

| Filings by Case Category | | | | | | | | | | | | | | | | |
|--|------|-----|-----|-----|-----|-----|-----|-----|-----|-----|-----|-----|-----|----------|----------|-------|
| Case Categories | | Jan | Feb | Mar | Apr | May | Jun | Jul | Aug | Sep | Oct | Nov | Dec | Thru Jul | % Change | Total |
| Administrative Law | 2024 | - | - | - | - | - | - | - | - | - | - | - | - | 0 | 0 | 0 |
| | 2023 | - | - | - | - | - | - | - | 1 | - | 1 | - | - | 0 | ↔ | 2 |
| Capital Murder | 2024 | - | - | - | - | - | - | - | - | - | - | - | - | 0 | -100% | 0 |
| | 2023 | - | - | - | - | - | 1 | - | - | - | - | - | - | 1 | ▼ | 1 |
| Contested Divorce | 2024 | 1 | - | - | 1 | 1 | - | - | - | - | - | - | - | 3 | 50% | 3 |
| | 2023 | - | - | 1 | - | 1 | - | - | 1 | 1 | - | - | - | 2 | ▲ | 4 |
| Domestic and Family - Level 1 | 2024 | - | - | - | - | 1 | - | - | - | - | - | - | - | 1 | 0% | 1 |
| | 2023 | - | - | - | 1 | - | - | - | - | - | 1 | - | - | 1 | ↔ | 2 |
| Domestic and Family - Level 2 | 2024 | - | - | - | - | 1 | - | - | - | - | - | - | - | 1 | -50% | 1 |
| | 2023 | - | - | 1 | 1 | - | - | - | - | - | - | - | 1 | 2 | ▼ | 3 |
| Felonies and Related Matters | 2024 | - | 2 | 2 | 1 | 5 | 3 | 5 | - | - | - | - | - | 18 | -63% | 18 |
| | 2023 | 3 | 4 | 5 | 13 | 3 | 17 | 3 | 2 | 4 | 2 | 1 | 4 | 48 | ▼ | 61 |
| General Civil - Level 1 | 2024 | 1 | - | - | - | 1 | - | - | - | - | - | - | - | 2 | 100% | 2 |
| | 2023 | - | - | - | - | 1 | - | - | - | - | - | - | - | 1 | ▲ | 1 |
| General Civil - Level 2 | 2024 | 4 | 1 | - | - | - | - | 1 | - | - | - | - | - | 6 | -50% | 6 |
| | 2023 | 1 | 1 | 1 | 1 | 3 | 2 | 3 | - | 1 | 1 | - | 3 | 12 | ▼ | 17 |
| General Civil - Level 3 | 2024 | - | - | 4 | - | - | - | - | - | - | - | - | - | 4 | 100% | 4 |
| | 2023 | - | 1 | - | - | - | - | - | 1 | - | 1 | - | 1 | 2 | ▲ | 4 |
| Miscellaneous Civil | 2024 | 28 | 18 | 14 | 23 | 10 | 13 | 13 | - | - | - | - | - | 119 | -20% | 119 |
| | 2023 | 25 | 29 | 33 | 16 | 20 | 12 | 14 | 12 | 13 | 18 | 24 | 18 | 149 | ▼ | 234 |
| Misdemeanor | 2024 | 2 | 1 | 1 | 3 | 2 | - | 3 | - | - | - | - | - | 12 | 140% | 12 |
| | 2023 | 1 | - | - | 1 | 2 | - | 1 | 3 | - | 2 | 2 | 3 | 5 | ▲ | 15 |
| Other | 2024 | 1 | 6 | 4 | - | 2 | 4 | 3 | - | - | - | - | - | 20 | 186% | 20 |
| | 2023 | - | 1 | - | 1 | 1 | 3 | 1 | 3 | 2 | 6 | - | 8 | 7 | ▲ | 26 |
| Other Criminally Related Matters | 2024 | - | - | 4 | 2 | 2 | 16 | - | - | - | - | - | - | 24 | 1,100% | 24 |
| | 2023 | 1 | - | - | - | 1 | - | - | - | - | - | 4 | - | 2 | ▲ | 6 |
| Probates/Wills & Trusts - Level 2 | 2024 | - | 1 | - | 1 | - | - | - | - | - | - | - | - | 2 | 100% | 2 |
| | 2023 | 1 | - | - | - | - | - | - | - | - | - | - | - | 1 | ▲ | 1 |
| Uncontested Divorce | 2024 | - | - | - | - | - | - | - | - | - | - | - | - | 0 | -100% | 0 |
| | 2023 | - | - | 2 | 1 | 1 | 2 | - | - | 1 | - | 4 | 2 | 6 | ▼ | 13 |

CPSS-CCMS-10.01 CASELOAD STATISTICS OF THE CIRCUIT COURTS

Gloucester

January 2023 -- July 2024 Filings

Alexandria and Fairfax Circuit are not Included in State Totals

| Dashboard | | Monthly Filings Summary | | Jan --- Jul Filings | |
|--|-----------------------------------|-------------------------|--|---------------------|--|
| Court: Gloucester Circuit | Circuit/Court ID: 9 209073 | | | | |
| Start/End Date: Jan-23 / Jul-24 | Type of Case: Filings | | | | |
| 2023 Average Month: 273 | 2024 Average Month: 237 | | | | |
| Jan-Jul 2023: 2,075 | Jan-Jul 2024 : 1,656 | | | | |
| Filings Trending: ▼ | Overall AVG. Month: 260 | | | | |

| Filings by Division | | | | | | | | | | | | | | | | |
|----------------------------------|------|-----|-----|-----|-----|-----|-----|-----|-----|-----|-----|-----|-----|----------|----------|-------|
| Divisions | | Jan | Feb | Mar | Apr | May | Jun | Jul | Aug | Sep | Oct | Nov | Dec | Thru Jul | % Change | Total |
| Total | 2024 | 256 | 216 | 246 | 232 | 236 | 184 | 286 | - | - | - | - | - | 1,656 | -20% | 1,656 |
| | 2023 | 419 | 233 | 392 | 229 | 311 | 240 | 251 | 232 | 262 | 245 | 253 | 208 | 2,075 | ▼ | 3,275 |
| Civil | 2024 | 24 | 35 | 32 | 47 | 44 | 24 | 34 | - | - | - | - | - | 240 | 28% | 240 |
| | 2023 | 31 | 27 | 32 | 28 | 25 | 28 | 16 | 47 | 39 | 31 | 29 | 39 | 187 | ▲ | 372 |
| Criminal | 2024 | 87 | 63 | 63 | 80 | 72 | 56 | 106 | - | - | - | - | - | 527 | -28% | 527 |
| | 2023 | 188 | 47 | 126 | 51 | 161 | 56 | 99 | 52 | 90 | 80 | 102 | 52 | 728 | ▼ | 1,104 |
| Concealed Handgun Permits | 2024 | 81 | 69 | 97 | 67 | 65 | 57 | 82 | - | - | - | - | - | 518 | -25% | 518 |
| | 2023 | 119 | 93 | 144 | 91 | 79 | 94 | 72 | 62 | 79 | 58 | 62 | 80 | 692 | ▼ | 1,033 |
| Miscellaneous/ Other | 2024 | 63 | 49 | 53 | 37 | 54 | 44 | 64 | - | - | - | - | - | 364 | -22% | 364 |
| | 2023 | 81 | 66 | 90 | 59 | 46 | 62 | 64 | 71 | 54 | 76 | 60 | 37 | 468 | ▼ | 766 |
| Others | 2024 | 1 | - | 1 | 1 | 1 | 3 | - | - | - | - | - | - | 7 | 7 | 7 |
| | 2023 | - | - | - | - | - | - | - | - | - | - | - | - | 0 | ↔ | 0 |

| Filings by Case Category | | | | | | | | | | | | | | | | |
|--|------|-----|-----|-----|-----|-----|-----|-----|-----|-----|-----|-----|-----|----------|----------|-------|
| Case Categories | | Jan | Feb | Mar | Apr | May | Jun | Jul | Aug | Sep | Oct | Nov | Dec | Thru Jul | % Change | Total |
| Administrative Law | 2024 | - | - | - | 1 | - | - | - | - | - | - | - | - | 1 | 1 | 1 |
| | 2023 | - | - | - | - | - | - | - | - | - | - | - | - | 0 | ↔ | 0 |
| Contested Divorce | 2024 | 4 | 5 | 4 | 7 | 7 | 1 | 6 | - | - | - | - | - | 34 | 70% | 34 |
| | 2023 | 5 | 5 | 2 | 3 | 3 | - | 2 | 5 | 2 | 2 | 5 | 5 | 20 | ▲ | 39 |
| Domestic and Family - Level 1 | 2024 | 2 | 2 | 4 | 10 | 14 | 1 | 4 | - | - | - | - | - | 37 | 76% | 37 |
| | 2023 | 1 | 2 | 6 | 4 | - | 4 | 4 | 5 | 2 | 7 | 2 | 10 | 21 | ▲ | 47 |
| Domestic and Family - Level 2 | 2024 | 3 | 2 | 2 | 6 | 4 | 3 | 4 | - | - | - | - | - | 24 | 167% | 24 |
| | 2023 | 2 | 1 | 2 | - | 3 | 1 | - | 6 | 6 | 4 | 1 | 3 | 9 | ▲ | 29 |
| Felonies and Related Matters | 2024 | 57 | 42 | 49 | 40 | 53 | 33 | 79 | - | - | - | - | - | 353 | -34% | 353 |
| | 2023 | 153 | 38 | 95 | 24 | 133 | 28 | 64 | 35 | 67 | 48 | 76 | 34 | 535 | ▼ | 795 |
| General Civil - Level 1 | 2024 | - | - | - | - | - | 1 | 1 | - | - | - | - | - | 2 | -33% | 2 |
| | 2023 | - | - | - | 1 | 2 | - | - | - | - | 1 | 1 | - | 3 | ▼ | 5 |
| General Civil - Level 2 | 2024 | 1 | 7 | 4 | 5 | 6 | 1 | 3 | - | - | - | - | - | 27 | 0% | 27 |
| | 2023 | 4 | 3 | 5 | 4 | 4 | 6 | 1 | 7 | 11 | 5 | 2 | 6 | 27 | ↔ | 58 |
| General Civil - Level 3 | 2024 | 3 | 4 | 4 | 3 | 4 | 2 | 5 | - | - | - | - | - | 25 | 25% | 25 |
| | 2023 | 4 | 4 | 5 | 3 | 1 | 3 | - | 11 | 4 | 1 | 6 | 7 | 20 | ▲ | 49 |
| Miscellaneous Civil | 2024 | 99 | 85 | 120 | 81 | 81 | 71 | 100 | - | - | - | - | - | 637 | -24% | 637 |
| | 2023 | 144 | 114 | 182 | 106 | 90 | 110 | 88 | 83 | 94 | 81 | 92 | 93 | 834 | ▼ | 1,277 |
| Misdemeanor | 2024 | 24 | 17 | 12 | 34 | 14 | 20 | 14 | - | - | - | - | - | 135 | -23% | 135 |
| | 2023 | 30 | 8 | 26 | 25 | 26 | 25 | 35 | 13 | 19 | 26 | 22 | 17 | 175 | ▼ | 272 |
| Other | 2024 | 42 | 31 | 29 | 26 | 35 | 33 | 42 | - | - | - | - | - | 238 | -29% | 238 |
| | 2023 | 60 | 47 | 50 | 46 | 37 | 47 | 49 | 48 | 39 | 52 | 31 | 23 | 336 | ▼ | 529 |
| Other Criminally Related Matters | 2024 | 6 | 5 | 2 | 7 | 5 | 3 | 13 | - | - | - | - | - | 41 | 86% | 41 |
| | 2023 | 5 | 2 | 8 | 2 | 2 | 3 | - | 4 | 6 | 6 | 4 | 1 | 22 | ▲ | 43 |
| Probates/Wills & Trusts - Level 1 | 2024 | - | 1 | 2 | - | - | - | - | - | - | - | - | - | 3 | 0% | 3 |
| | 2023 | - | - | - | 2 | - | - | 1 | - | - | - | - | - | 3 | ↔ | 3 |
| Probates/Wills & Trusts - Level 2 | 2024 | 2 | 2 | 2 | 3 | 2 | - | 1 | - | - | - | - | - | 12 | 100% | 12 |
| | 2023 | - | 1 | 1 | 1 | 1 | 1 | 1 | 1 | 2 | 4 | 2 | 1 | 6 | ▲ | 16 |
| Protective Orders | 2024 | 1 | - | - | - | - | 1 | - | - | - | - | - | - | 2 | 2 | 2 |
| | 2023 | - | - | - | - | - | - | - | - | - | - | - | - | 0 | ↔ | 0 |
| Uncontested Divorce | 2024 | 12 | 13 | 12 | 9 | 11 | 14 | 14 | - | - | - | - | - | 85 | 33% | 85 |
| | 2023 | 11 | 8 | 10 | 8 | 9 | 12 | 6 | 14 | 10 | 8 | 9 | 8 | 64 | ▲ | 113 |

This report reflects data in the case management system. Numbers will update accordingly as reports are refreshed and posted.

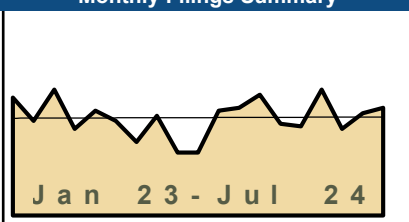
CPSS-CCMS-10.01 CASELOAD STATISTICS OF THE CIRCUIT COURTS

King & Queen

January 2023 -- July 2024 Filings

Alexandria and Fairfax Circuit are not Included in State Totals

| Dashboard | Monthly Filings Summary | Jan --- Jul Filings |
|---|--|--|
| Court: King & Queen Circuit Start/End Date: Jan-23 / Jul-24 2023 Average Month: 36 Jan-Jul 2023: 266 Filings Trending: ▲ | Circuit/Court ID: 9 209097 Type of Case: Filings 2024 Average Month: 39 Jan-Jul 2024 : 276 Overall AVG. Month: 37 | <div style="display: flex; justify-content: space-around; font-weight: bold; font-size: 1.2em;"> 276 266 </div> <div style="display: flex; justify-content: space-around; margin-top: 10px;"> <div style="text-align: center;"> 2024 </div> <div style="text-align: center;"> 2023 </div> </div> |



| Filings by Division | | | | | | | | | | | | | | | | |
|---------------------------|------|-----|-----|-----|-----|-----|-----|-----|-----|-----|-----|-----|-----|----------|----------|-------|
| Divisions | | Jan | Feb | Mar | Apr | May | Jun | Jul | Aug | Sep | Oct | Nov | Dec | Thru Jul | % Change | Total |
| Total | 2024 | 46 | 35 | 34 | 48 | 33 | 39 | 41 | - | - | - | - | - | 276 | 4% | 276 |
| | 2023 | 45 | 36 | 48 | 33 | 40 | 36 | 28 | 38 | 24 | 24 | 40 | 41 | 266 | ▲ | 433 |
| Civil | 2024 | 3 | 6 | 4 | 5 | 3 | 8 | 11 | - | - | - | - | - | 40 | 48% | 40 |
| | 2023 | 1 | 7 | 4 | 5 | 4 | 2 | 4 | 6 | 6 | 4 | 4 | 1 | 27 | ▲ | 48 |
| Criminal | 2024 | 8 | 11 | 5 | 18 | 7 | 19 | 11 | - | - | - | - | - | 79 | -1% | 79 |
| | 2023 | 10 | 9 | 18 | 12 | 8 | 17 | 6 | 16 | 8 | 4 | 11 | 15 | 80 | ▼ | 134 |
| Concealed Handgun Permits | 2024 | 20 | 14 | 17 | 14 | 16 | 6 | 9 | - | - | - | - | - | 96 | -19% | 96 |
| | 2023 | 24 | 15 | 24 | 11 | 18 | 13 | 13 | 13 | 9 | 14 | 20 | 20 | 118 | ▼ | 194 |
| Miscellaneous/ Other | 2024 | 13 | 4 | 3 | 7 | 7 | 5 | 9 | - | - | - | - | - | 48 | 20% | 48 |
| | 2023 | 9 | 5 | 2 | 5 | 10 | 4 | 5 | 3 | 1 | 2 | 5 | 5 | 40 | ▲ | 56 |
| Others | 2024 | 2 | - | 5 | 4 | - | 1 | 1 | - | - | - | - | - | 13 | 1,200% | 13 |
| | 2023 | 1 | - | - | - | - | - | - | - | - | - | - | - | 1 | ▲ | 1 |

| Filings by Case Category | | | | | | | | | | | | | | | | |
|-----------------------------------|------|-----|-----|-----|-----|-----|-----|-----|-----|-----|-----|-----|-----|----------|----------|-------|
| Case Categories | | Jan | Feb | Mar | Apr | May | Jun | Jul | Aug | Sep | Oct | Nov | Dec | Thru Jul | % Change | Total |
| Administrative Law | 2024 | - | - | - | - | - | - | - | - | - | - | - | - | 0 | -100% | 0 |
| | 2023 | - | - | - | 1 | - | - | - | - | - | - | - | - | - | 1 | ▼ |
| Contested Divorce | 2024 | - | - | - | - | 1 | - | 1 | - | - | - | - | - | 2 | 0% | 2 |
| | 2023 | - | - | - | - | - | - | 2 | - | - | - | 1 | - | 2 | ↔ | 3 |
| Domestic and Family - Level 1 | 2024 | - | 1 | 3 | - | - | 2 | - | - | - | - | - | - | 6 | 20% | 6 |
| | 2023 | 1 | 1 | 1 | - | - | 1 | 1 | - | - | - | - | - | 5 | ▲ | 5 |
| Domestic and Family - Level 2 | 2024 | 1 | 3 | - | - | 1 | 3 | 2 | - | - | - | - | - | 10 | 400% | 10 |
| | 2023 | - | 1 | - | - | 1 | - | - | 2 | 4 | - | - | - | 2 | ▲ | 8 |
| Felonies and Related Matters | 2024 | 7 | 8 | 2 | 11 | 5 | 13 | 6 | - | - | - | - | - | 52 | 13% | 52 |
| | 2023 | 5 | 5 | 10 | 8 | 5 | 12 | 1 | 13 | 5 | 4 | 7 | 9 | 46 | ▲ | 84 |
| General Civil - Level 1 | 2024 | - | - | - | - | 1 | - | - | - | - | - | - | - | 1 | 0% | 1 |
| | 2023 | - | - | - | - | 1 | - | - | 1 | - | - | - | - | 1 | ↔ | 2 |
| General Civil - Level 2 | 2024 | 3 | 2 | 1 | 1 | - | 1 | 1 | - | - | - | - | - | 9 | 29% | 9 |
| | 2023 | - | 3 | 1 | 1 | 1 | 1 | - | 2 | 1 | 1 | 2 | - | 7 | ▲ | 13 |
| General Civil - Level 3 | 2024 | 3 | - | - | - | - | - | 2 | - | - | - | - | - | 5 | 25% | 5 |
| | 2023 | - | 1 | - | 1 | - | 2 | - | - | - | 3 | - | - | 4 | ▲ | 7 |
| Miscellaneous Civil | 2024 | 21 | 16 | 18 | 21 | 21 | 11 | 17 | - | - | - | - | - | 125 | -18% | 125 |
| | 2023 | 31 | 20 | 26 | 16 | 28 | 15 | 17 | 15 | 10 | 15 | 24 | 25 | 153 | ▼ | 242 |
| Misdemeanor | 2024 | 1 | 1 | 3 | 7 | 2 | 3 | - | - | - | - | - | - | 17 | -26% | 17 |
| | 2023 | 5 | 1 | 5 | 2 | 2 | 5 | 3 | 3 | 2 | - | 2 | 5 | 23 | ▼ | 35 |
| Other | 2024 | 10 | - | 7 | 6 | 1 | 1 | 2 | - | - | - | - | - | 27 | 1,250% | 27 |
| | 2023 | 2 | - | - | - | - | - | - | 1 | - | - | 1 | - | 2 | ▲ | 4 |
| Other Criminally Related Matters | 2024 | - | 2 | - | - | - | 3 | 5 | - | - | - | - | - | 10 | -9% | 10 |
| | 2023 | - | 3 | 3 | 2 | 1 | - | 2 | 1 | 2 | - | 2 | 1 | 11 | ▼ | 17 |
| Probates/Wills & Trusts - Level 2 | 2024 | - | - | - | - | - | 1 | - | - | - | - | - | - | 1 | 1 | 1 |
| | 2023 | - | - | - | - | - | - | - | - | - | - | - | - | 0 | ↔ | 0 |
| Protective Orders | 2024 | - | - | - | 1 | - | - | 2 | - | - | - | - | - | 3 | 3 | 3 |
| | 2023 | - | - | - | - | - | - | - | - | - | 1 | - | 1 | 0 | ↔ | 2 |
| Uncontested Divorce | 2024 | - | 2 | - | 1 | 1 | 1 | 3 | - | - | - | - | - | 8 | -11% | 8 |
| | 2023 | 1 | 1 | 2 | 2 | 1 | - | 2 | - | - | - | 1 | - | 9 | ▼ | 10 |

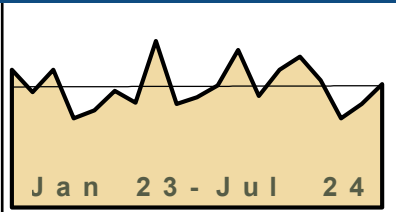
This report reflects data in the case management system. Numbers will update accordingly as reports are refreshed and posted.

Dashboard

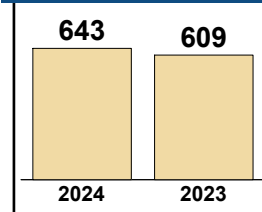
Court: King William Circuit
Start/End Date: Jan-23 / Jul-24
2023 Average Month: 93
Jan-Jul 2023: 609
Filings Trending: ▲

Circuit/Court ID: 9 209101
Type of Case: Filings
2024 Average Month: 92
Jan-Jul 2024 : 643
Overall AVG. Month: 92

Monthly Filings Summary



Jan --- Jul Filings



Filings by Division

| Divisions | Jan | Feb | Mar | Apr | May | Jun | Jul | Aug | Sep | Oct | Nov | Dec | Thru Jul | % Change | Total |
|----------------------------------|-----|-----|-----|-----|-----|-----|-----|-----|-----|-----|-----|-----|----------|----------|-------|
| Total | 85 | 105 | 115 | 97 | 68 | 79 | 94 | - | - | - | - | - | 643 | 6% | 643 |
| 2023 | 105 | 88 | 105 | 68 | 74 | 89 | 80 | 127 | 79 | 84 | 93 | 120 | 609 | ▲ | 1,112 |
| Civil | 13 | 12 | 18 | 12 | 8 | 12 | 5 | - | - | - | - | - | 80 | 29% | 80 |
| 2023 | 10 | 6 | 7 | 4 | 12 | 13 | 10 | 19 | 11 | 7 | 10 | 8 | 62 | ▲ | 117 |
| Criminal | 9 | 20 | 21 | 11 | 9 | 5 | 20 | - | - | - | - | - | 95 | 8% | 95 |
| 2023 | 4 | 13 | 21 | 8 | 1 | 23 | 18 | 48 | 13 | 9 | 31 | 10 | 88 | ▲ | 199 |
| Concealed Handgun Permits | 45 | 50 | 48 | 46 | 29 | 35 | 37 | - | - | - | - | - | 290 | -5% | 290 |
| 2023 | 62 | 45 | 52 | 34 | 41 | 38 | 32 | 38 | 28 | 43 | 39 | 33 | 304 | ▼ | 485 |
| Miscellaneous/Other | 18 | 22 | 28 | 28 | 22 | 27 | 32 | - | - | - | - | - | 177 | 15% | 177 |
| 2023 | 28 | 24 | 25 | 22 | 20 | 15 | 20 | 22 | 27 | 25 | 13 | 69 | 154 | ▲ | 310 |
| Others | - | 1 | - | - | - | - | - | - | - | - | - | - | 1 | 0% | 1 |
| 2023 | 1 | - | - | - | - | - | - | - | - | - | - | - | 1 | ↔ | 1 |

Filings by Case Category

| Case Categories | Jan | Feb | Mar | Apr | May | Jun | Jul | Aug | Sep | Oct | Nov | Dec | Thru Jul | % Change | Total |
|--|-----|-----|-----|-----|-----|-----|-----|-----|-----|-----|-----|-----|----------|----------|-------|
| Administrative Law | 1 | - | 2 | - | - | - | - | - | - | - | - | - | 3 | 200% | 3 |
| 2023 | - | 1 | - | - | - | - | - | - | - | - | - | - | 1 | ▲ | 1 |
| Contested Divorce | - | - | 2 | - | - | 1 | 1 | - | - | - | - | - | 4 | -56% | 4 |
| 2023 | 2 | 1 | 1 | 1 | 2 | 2 | - | 2 | 2 | - | - | 1 | 9 | ▼ | 14 |
| Domestic and Family - Level 1 | - | 2 | 2 | 1 | 4 | 1 | - | - | - | - | - | - | 10 | 67% | 10 |
| 2023 | - | - | 1 | 1 | 3 | - | 1 | 1 | 1 | - | 2 | 1 | 6 | ▲ | 11 |
| Domestic and Family - Level 2 | - | 2 | 1 | 3 | - | 2 | - | - | - | - | - | - | 8 | 167% | 8 |
| 2023 | - | - | 1 | - | - | - | 2 | 2 | - | - | - | 1 | 3 | ▲ | 6 |
| Felonies and Related Matters | 6 | 7 | 11 | 5 | 5 | 2 | 10 | - | - | - | - | - | 46 | 7% | 46 |
| 2023 | 2 | 7 | 13 | 2 | 1 | 9 | 9 | 36 | 9 | 5 | 22 | 4 | 43 | ▲ | 119 |
| General Civil - Level 1 | - | - | - | - | - | - | - | - | - | - | - | - | 0 | -100% | 0 |
| 2023 | 1 | - | - | - | - | - | - | - | - | - | - | - | 1 | ▼ | 1 |
| General Civil - Level 2 | 2 | 1 | 2 | 2 | 2 | - | 1 | - | - | - | - | - | 10 | 43% | 10 |
| 2023 | - | 1 | 1 | 1 | 2 | - | 2 | 2 | 2 | 1 | 1 | - | 7 | ▲ | 13 |
| General Civil - Level 3 | 4 | 6 | 4 | 6 | 1 | 3 | 1 | - | - | - | - | - | 25 | 56% | 25 |
| 2023 | 1 | - | 1 | 1 | - | 8 | 5 | 6 | 3 | 4 | 2 | 3 | 16 | ▲ | 34 |
| Miscellaneous Civil | 49 | 63 | 59 | 62 | 40 | 49 | 54 | - | - | - | - | - | 376 | 3% | 376 |
| 2023 | 68 | 54 | 66 | 43 | 54 | 42 | 39 | 49 | 42 | 52 | 47 | 42 | 366 | ▲ | 598 |
| Misdemeanor | 3 | 6 | 5 | 2 | 3 | 5 | 9 | - | - | - | - | - | 33 | 3% | 33 |
| 2023 | 1 | 4 | 7 | 4 | 1 | 12 | 3 | 8 | 4 | 2 | 6 | 5 | 32 | ▲ | 57 |
| Other | 13 | 10 | 18 | 12 | 10 | 12 | 15 | - | - | - | - | - | 90 | -1% | 90 |
| 2023 | 24 | 15 | 10 | 12 | 7 | 11 | 12 | 11 | 13 | 15 | 6 | 60 | 91 | ▼ | 196 |
| Other Criminally Related Matters | - | 7 | 5 | 4 | 1 | 1 | 1 | - | - | - | - | - | 19 | 36% | 19 |
| 2023 | 1 | 2 | 1 | 2 | - | 2 | 6 | 4 | - | 2 | 3 | 1 | 14 | ▲ | 24 |
| Probates/Wills & Trusts - Level 2 | 4 | - | 1 | - | - | 1 | 2 | - | - | - | - | - | 8 | 700% | 8 |
| 2023 | - | - | - | - | 1 | - | - | - | - | - | - | - | 1 | ▲ | 1 |
| Uncontested Divorce | 3 | 1 | 3 | - | 2 | 2 | - | - | - | - | - | - | 11 | -42% | 11 |
| 2023 | 5 | 3 | 3 | 1 | 3 | 3 | 1 | 6 | 3 | 3 | 4 | 2 | 19 | ▼ | 37 |

| Dashboard | | Monthly Filings Summary | | Jan --- Jul Filings | |
|---|--|-------------------------|--|---------------------|--|
| <p>Court: Mathews Circuit Start/End Date: Jan-23 / Jul-24 2023 Average Month: 41 Jan-Jul 2023: 260 Filings Trending: ▲</p> | <p>Circuit/Court ID: 9 209115 Type of Case: Filings 2024 Average Month:44 Jan-Jul 2024 : 307 Overall AVG. Month: 42</p> | | | | |

| Filings by Division | | | | | | | | | | | | | | | | |
|----------------------------------|------|-----|-----|-----|-----|-----|-----|-----|-----|-----|-----|-----|-----|----------|----------|-------|
| Divisions | | Jan | Feb | Mar | Apr | May | Jun | Jul | Aug | Sep | Oct | Nov | Dec | Thru Jul | % Change | Total |
| Total | 2024 | 41 | 49 | 66 | 33 | 49 | 30 | 39 | - | - | - | - | - | 307 | 18% | 307 |
| | 2023 | 49 | 29 | 42 | 22 | 39 | 30 | 49 | 35 | 52 | 45 | 55 | 42 | 260 | ▲ | 489 |
| Civil | 2024 | 9 | 3 | 15 | 13 | 6 | 5 | 8 | - | - | - | - | - | 59 | 59% | 59 |
| | 2023 | 5 | - | 9 | 2 | 5 | 6 | 10 | 11 | 9 | 10 | 13 | 8 | 37 | ▲ | 88 |
| Criminal | 2024 | 6 | 8 | 21 | 7 | 13 | - | 6 | - | - | - | - | - | 61 | -6% | 61 |
| | 2023 | 14 | 9 | 12 | - | 8 | 7 | 15 | 1 | 19 | 7 | 22 | 5 | 65 | ▼ | 119 |
| Concealed Handgun Permits | 2024 | 22 | 32 | 23 | 8 | 24 | 16 | 20 | - | - | - | - | - | 145 | 23% | 145 |
| | 2023 | 23 | 18 | 15 | 14 | 18 | 12 | 18 | 14 | 21 | 17 | 12 | 21 | 118 | ▲ | 203 |
| Miscellaneous/ Other | 2024 | 4 | 6 | 7 | 5 | 6 | 9 | 5 | - | - | - | - | - | 42 | 5% | 42 |
| | 2023 | 7 | 2 | 6 | 6 | 8 | 5 | 6 | 9 | 3 | 11 | 8 | 8 | 40 | ▲ | 79 |

| Filings by Case Category | | | | | | | | | | | | | | | | |
|--|------|-----|-----|-----|-----|-----|-----|-----|-----|-----|-----|-----|-----|----------|----------|-------|
| Case Categories | | Jan | Feb | Mar | Apr | May | Jun | Jul | Aug | Sep | Oct | Nov | Dec | Thru Jul | % Change | Total |
| Administrative Law | 2024 | - | - | - | - | - | - | - | - | - | - | - | - | 0 | -100% | 0 |
| | 2023 | - | - | - | - | - | - | 1 | 1 | - | - | - | - | 1 | ▼ | 2 |
| Contested Divorce | 2024 | 2 | - | 1 | 1 | - | 1 | 3 | - | - | - | - | - | 8 | 167% | 8 |
| | 2023 | 1 | - | 1 | 1 | - | - | - | 1 | 3 | 1 | 2 | - | 3 | ▲ | 10 |
| Domestic and Family - Level 1 | 2024 | 1 | - | 8 | 6 | - | - | - | - | - | - | - | - | 15 | 15 | 15 |
| | 2023 | - | - | - | - | - | - | - | 3 | 2 | - | 3 | - | 0 | ↔ | 8 |
| Domestic and Family - Level 2 | 2024 | - | - | - | - | - | 2 | 1 | - | - | - | - | - | 3 | 200% | 3 |
| | 2023 | - | - | - | - | - | - | 1 | 1 | - | - | - | - | 2 | ▲ | 4 |
| Felonies and Related Matters | 2024 | 3 | 3 | 14 | 3 | 6 | - | 4 | - | - | - | - | - | 33 | -20% | 33 |
| | 2023 | 9 | 2 | 7 | - | 7 | 6 | 10 | - | 11 | 8 | 20 | 3 | 41 | ▼ | 83 |
| General Civil - Level 2 | 2024 | 2 | 1 | 2 | - | 1 | 1 | - | - | - | - | - | - | 7 | -30% | 7 |
| | 2023 | 1 | - | 5 | 1 | - | 2 | 1 | - | 2 | 2 | 3 | 1 | 10 | ▼ | 18 |
| General Civil - Level 3 | 2024 | 2 | 1 | - | - | - | 1 | - | - | - | - | - | - | 4 | 0% | 4 |
| | 2023 | 1 | - | - | - | - | - | 3 | 2 | - | 2 | 2 | 4 | 4 | ↔ | 14 |
| Miscellaneous Civil | 2024 | 25 | 36 | 29 | 13 | 29 | 22 | 25 | - | - | - | - | - | 179 | 15% | 179 |
| | 2023 | 29 | 20 | 21 | 20 | 26 | 16 | 23 | 23 | 23 | 27 | 17 | 29 | 155 | ▲ | 274 |
| Misdemeanor | 2024 | 3 | 5 | 6 | 3 | 8 | - | 2 | - | - | - | - | - | 27 | 59% | 27 |
| | 2023 | 5 | 1 | 5 | - | 1 | 1 | 4 | 1 | 7 | 3 | 2 | - | 17 | ▲ | 30 |
| Other | 2024 | 1 | 1 | 1 | 1 | - | 2 | - | - | - | - | - | - | 6 | 20% | 6 |
| | 2023 | 1 | - | - | - | - | 2 | 2 | - | 1 | 1 | 2 | - | 5 | ▲ | 9 |
| Other Criminally Related Matters | 2024 | - | - | 1 | 1 | - | - | - | - | - | - | - | - | 2 | -71% | 2 |
| | 2023 | - | 6 | - | - | - | - | - | 1 | - | 1 | - | 2 | 7 | ▼ | 10 |
| Probates/Wills & Trusts - Level 1 | 2024 | - | - | - | - | - | - | 1 | - | - | - | - | - | 1 | 1 | 1 |
| | 2023 | - | - | - | - | - | - | - | - | - | - | - | - | 0 | ↔ | 0 |
| Probates/Wills & Trusts - Level 2 | 2024 | 2 | 2 | 3 | 1 | - | - | 1 | - | - | - | - | - | 9 | 125% | 9 |
| | 2023 | 1 | - | - | - | 3 | - | - | 2 | 1 | - | 1 | - | 4 | ▲ | 8 |
| Protective Orders | 2024 | - | - | - | 1 | 2 | - | - | - | - | - | - | - | 3 | 3 | 3 |
| | 2023 | - | - | - | - | - | - | - | - | - | - | - | - | 0 | ↔ | 0 |
| Uncontested Divorce | 2024 | - | - | 1 | 3 | 3 | 1 | 2 | - | - | - | - | - | 10 | -17% | 10 |
| | 2023 | 1 | - | 3 | - | 2 | 3 | 3 | 1 | 1 | 1 | 3 | 1 | 12 | ▼ | 19 |

| Dashboard | | Monthly Filings Summary | | Jan --- Jul Filings | |
|---|--|-------------------------|--|---------------------|--|
| <p>Court: Middlesex Circuit Start/End Date: Jan-23 / Jul-24 2023 Average Month: 55 Jan-Jul 2023: 383 Filings Trending: ▲</p> | <p>Circuit/Court ID: 9 209119 Type of Case: Filings 2024 Average Month:64 Jan-Jul 2024 : 450 Overall AVG. Month: 58</p> | | | | |

| Filings by Division | | | | | | | | | | | | | | | | |
|----------------------------------|------|-----|-----|-----|-----|-----|-----|-----|-----|-----|-----|-----|-----|----------|----------|-------|
| Divisions | | Jan | Feb | Mar | Apr | May | Jun | Jul | Aug | Sep | Oct | Nov | Dec | Thru Jul | % Change | Total |
| Total | 2024 | 83 | 47 | 66 | 49 | 77 | 54 | 74 | - | - | - | - | - | 450 | 17% | 450 |
| | 2023 | 72 | 53 | 85 | 49 | 42 | 41 | 41 | 42 | 51 | 58 | 89 | 37 | 383 | ▲ | 660 |
| Civil | 2024 | 13 | 13 | 9 | 15 | 2 | 14 | 6 | - | - | - | - | - | 72 | 44% | 72 |
| | 2023 | 7 | 5 | 12 | 7 | 10 | 6 | 3 | 7 | 10 | 10 | 11 | 12 | 50 | ▲ | 100 |
| Criminal | 2024 | 24 | 13 | 15 | 2 | 46 | 22 | 42 | - | - | - | - | - | 164 | 59% | 164 |
| | 2023 | 32 | 10 | 33 | 5 | 9 | 4 | 10 | 6 | 14 | 20 | 55 | 10 | 103 | ▲ | 208 |
| Concealed Handgun Permits | 2024 | 39 | 16 | 29 | 21 | 18 | 8 | 16 | - | - | - | - | - | 147 | -21% | 147 |
| | 2023 | 30 | 34 | 33 | 24 | 20 | 25 | 19 | 20 | 21 | 16 | 15 | 12 | 185 | ▼ | 269 |
| Miscellaneous/Other | 2024 | 6 | 5 | 12 | 10 | 10 | 8 | 10 | - | - | - | - | - | 61 | 42% | 61 |
| | 2023 | 3 | 4 | 7 | 13 | 2 | 6 | 8 | 9 | 5 | 12 | 8 | 3 | 43 | ▲ | 80 |
| Others | 2024 | 1 | - | 1 | 1 | 1 | 2 | - | - | - | - | - | - | 6 | 200% | 6 |
| | 2023 | - | - | - | - | 1 | - | 1 | - | 1 | - | - | - | 2 | ▲ | 3 |

| Filings by Case Category | | | | | | | | | | | | | | | | |
|--|------|-----|-----|-----|-----|-----|-----|-----|-----|-----|-----|-----|-----|----------|----------|-------|
| Case Categories | | Jan | Feb | Mar | Apr | May | Jun | Jul | Aug | Sep | Oct | Nov | Dec | Thru Jul | % Change | Total |
| Administrative Law | 2024 | - | - | - | - | - | - | - | - | - | - | - | - | 0 | -100% | 0 |
| | 2023 | - | - | - | - | - | 1 | - | - | - | - | - | - | 1 | ▼ | 1 |
| Contested Divorce | 2024 | - | 2 | 1 | - | - | 1 | 1 | - | - | - | - | - | 5 | -29% | 5 |
| | 2023 | 1 | 1 | 2 | - | 2 | - | 1 | 2 | 2 | 2 | 2 | - | 7 | ▼ | 15 |
| Domestic and Family - Level 1 | 2024 | - | - | 4 | 7 | - | 8 | - | - | - | - | - | - | 19 | 217% | 19 |
| | 2023 | - | - | 4 | 1 | 1 | - | - | 3 | - | 1 | 2 | 2 | 6 | ▲ | 14 |
| Domestic and Family - Level 2 | 2024 | 1 | - | - | - | - | - | - | - | - | - | - | - | 1 | -50% | 1 |
| | 2023 | 1 | - | - | 1 | - | - | - | - | 1 | 1 | 1 | - | 2 | ▼ | 5 |
| Felonies and Related Matters | 2024 | 11 | 8 | 10 | - | 27 | 10 | 24 | - | - | - | - | - | 90 | 34% | 90 |
| | 2023 | 17 | 8 | 29 | - | 8 | - | 5 | 4 | 6 | 8 | 42 | 8 | 67 | ▲ | 135 |
| General Civil - Level 1 | 2024 | - | - | - | - | - | - | - | - | - | - | - | - | 0 | -100% | 0 |
| | 2023 | - | - | - | - | - | 1 | - | - | - | - | - | 1 | 1 | ▼ | 2 |
| General Civil - Level 2 | 2024 | 8 | 1 | 4 | - | 1 | 1 | 1 | - | - | - | - | - | 16 | 167% | 16 |
| | 2023 | - | - | - | 1 | 2 | 2 | 1 | 1 | - | 2 | 1 | 1 | 6 | ▲ | 11 |
| General Civil - Level 3 | 2024 | 2 | 6 | - | 1 | - | 1 | 3 | - | - | - | - | - | 13 | 63% | 13 |
| | 2023 | 2 | 2 | 1 | 1 | 1 | 1 | - | - | 3 | 7 | 1 | 4 | 8 | ▲ | 23 |
| Miscellaneous Civil | 2024 | 44 | 18 | 35 | 29 | 21 | 11 | 21 | - | - | - | - | - | 179 | -18% | 179 |
| | 2023 | 31 | 36 | 39 | 36 | 22 | 29 | 25 | 26 | 22 | 22 | 22 | 14 | 218 | ▼ | 324 |
| Misdemeanor | 2024 | 13 | 4 | 4 | 1 | 17 | 11 | 17 | - | - | - | - | - | 67 | 123% | 67 |
| | 2023 | 15 | 1 | 4 | 4 | 1 | 4 | 1 | 2 | 5 | 12 | 11 | 2 | 30 | ▲ | 62 |
| Other | 2024 | 2 | 2 | 5 | 3 | 8 | 6 | 4 | - | - | - | - | - | 30 | 114% | 30 |
| | 2023 | 3 | 3 | 2 | - | 1 | 2 | 3 | 3 | 5 | 1 | - | 1 | 14 | ▲ | 24 |
| Other Criminally Related Matters | 2024 | - | 1 | 1 | 1 | 2 | 1 | 1 | - | - | - | - | - | 7 | 0% | 7 |
| | 2023 | - | 1 | - | 2 | - | - | 4 | - | 3 | - | 2 | - | 7 | ↔ | 12 |
| Probates/Wills & Trusts - Level 1 | 2024 | 1 | - | - | - | - | - | - | - | - | - | - | - | 1 | 0% | 1 |
| | 2023 | - | - | - | - | - | 1 | - | - | 1 | - | - | - | 1 | ↔ | 2 |
| Probates/Wills & Trusts - Level 2 | 2024 | - | 2 | - | 3 | - | - | - | - | - | - | - | - | 5 | 150% | 5 |
| | 2023 | - | - | - | 1 | 1 | - | - | 1 | - | 2 | 1 | 1 | 2 | ▲ | 7 |
| Protective Orders | 2024 | - | - | - | - | - | - | 1 | - | - | - | - | - | 1 | 1 | 1 |
| | 2023 | - | - | - | - | - | - | - | - | - | - | 1 | 2 | 0 | ↔ | 3 |
| Uncontested Divorce | 2024 | 1 | 3 | 2 | 4 | 1 | 4 | 1 | - | - | - | - | - | 16 | 23% | 16 |
| | 2023 | 2 | 1 | 4 | 2 | 3 | - | 1 | - | 3 | - | 3 | 1 | 13 | ▲ | 20 |

This report reflects data in the case management system. Numbers will update accordingly as reports are refreshed and posted.

| Dashboard | | Monthly Filings Summary | | Jan --- Jul Filings | |
|--|-----------------------------------|-------------------------|--|---------------------|--|
| Court: New Kent Circuit | Circuit/Court ID: 9 209127 | | | | |
| Start/End Date: Jan-23 / Jul-24 | Type of Case: Filings | | | | |
| 2023 Average Month: 172 | 2024 Average Month: 196 | | | | |
| Jan-Jul 2023: 1,102 | Jan-Jul 2024 : 1,371 | | | | |
| Filings Trending: ▲ | Overall AVG. Month: 181 | | | | |

| Filings by Division | | | | | | | | | | | | | | | | |
|----------------------------------|------|-----|-----|-----|-----|-----|-----|-----|-----|-----|-----|-----|-----|----------|----------|-------|
| Divisions | | Jan | Feb | Mar | Apr | May | Jun | Jul | Aug | Sep | Oct | Nov | Dec | Thru Jul | % Change | Total |
| Total | 2024 | 214 | 211 | 215 | 171 | 202 | 143 | 215 | - | - | - | - | - | 1,371 | 24% | 1,371 |
| | 2023 | 192 | 167 | 180 | 135 | 158 | 136 | 134 | 169 | 239 | 143 | 175 | 232 | 1,102 | ▲ | 2,060 |
| Civil | 2024 | 24 | 24 | 22 | 23 | 19 | 13 | 16 | - | - | - | - | - | 141 | 40% | 141 |
| | 2023 | 14 | 13 | 20 | 16 | 16 | 11 | 11 | 15 | 25 | 9 | 16 | 8 | 101 | ▲ | 174 |
| Criminal | 2024 | 66 | 62 | 70 | 31 | 83 | 33 | 79 | - | - | - | - | - | 424 | 43% | 424 |
| | 2023 | 57 | 35 | 45 | 29 | 47 | 47 | 37 | 66 | 119 | 31 | 55 | 45 | 297 | ▲ | 613 |
| Concealed Handgun Permits | 2024 | 72 | 77 | 68 | 61 | 49 | 45 | 58 | - | - | - | - | - | 430 | 5% | 430 |
| | 2023 | 87 | 79 | 65 | 44 | 43 | 48 | 42 | 51 | 54 | 62 | 72 | 48 | 408 | ▲ | 695 |
| Miscellaneous/Other | 2024 | 52 | 48 | 55 | 55 | 51 | 51 | 62 | - | - | - | - | - | 374 | 27% | 374 |
| | 2023 | 34 | 40 | 50 | 46 | 51 | 30 | 44 | 37 | 41 | 41 | 32 | 130 | 295 | ▲ | 576 |
| Others | 2024 | - | - | - | 1 | - | 1 | - | - | - | - | - | - | 2 | 100% | 2 |
| | 2023 | - | - | - | - | 1 | - | - | - | - | - | - | 1 | 1 | ▲ | 2 |

| Filings by Case Category | | | | | | | | | | | | | | | | |
|--|------|-----|-----|-----|-----|-----|-----|-----|-----|-----|-----|-----|-----|----------|----------|-------|
| Case Categories | | Jan | Feb | Mar | Apr | May | Jun | Jul | Aug | Sep | Oct | Nov | Dec | Thru Jul | % Change | Total |
| Administrative Law | 2024 | - | - | 1 | - | 1 | - | - | - | - | - | - | - | 2 | 100% | 2 |
| | 2023 | - | - | - | - | - | - | 1 | - | - | - | - | - | 1 | ▲ | 1 |
| Contested Divorce | 2024 | 4 | 3 | 2 | 2 | - | 2 | 2 | - | - | - | - | - | 15 | 50% | 15 |
| | 2023 | 3 | - | 5 | 1 | - | 1 | - | - | 2 | - | 3 | 2 | 10 | ▲ | 17 |
| Domestic and Family - Level 1 | 2024 | - | 2 | 3 | 1 | 1 | - | 3 | - | - | - | - | - | 10 | 0% | 10 |
| | 2023 | - | 1 | 4 | 1 | 2 | 2 | - | 1 | 3 | 3 | 2 | - | 10 | ↔ | 19 |
| Domestic and Family - Level 2 | 2024 | - | 3 | 1 | - | - | - | 3 | - | - | - | - | - | 7 | 0% | 7 |
| | 2023 | - | 4 | 1 | - | 2 | - | - | 1 | 8 | - | 4 | - | 7 | ↔ | 20 |
| Felonies and Related Matters | 2024 | 39 | 42 | 41 | 17 | 71 | 25 | 65 | - | - | - | - | - | 300 | 49% | 300 |
| | 2023 | 42 | 25 | 29 | 20 | 29 | 33 | 23 | 55 | 95 | 17 | 20 | 27 | 201 | ▲ | 415 |
| General Civil - Level 1 | 2024 | - | - | - | - | - | - | 2 | - | - | - | - | - | 2 | -60% | 2 |
| | 2023 | - | 1 | - | - | - | 1 | 3 | - | - | - | - | - | 5 | ▼ | 5 |
| General Civil - Level 2 | 2024 | 2 | - | 4 | 7 | 7 | 2 | 4 | - | - | - | - | - | 26 | 8% | 26 |
| | 2023 | 4 | 2 | 1 | 8 | 2 | 3 | 4 | 4 | 2 | 4 | 1 | - | 24 | ▲ | 35 |
| General Civil - Level 3 | 2024 | 12 | 9 | 7 | 1 | 3 | 5 | 1 | - | - | - | - | - | 38 | 153% | 38 |
| | 2023 | 3 | 3 | 2 | 2 | 3 | 1 | 1 | 4 | 2 | 1 | 2 | 4 | 15 | ▲ | 28 |
| Miscellaneous Civil | 2024 | 84 | 85 | 82 | 69 | 60 | 54 | 77 | - | - | - | - | - | 511 | 5% | 511 |
| | 2023 | 99 | 90 | 76 | 56 | 60 | 52 | 53 | 61 | 63 | 70 | 81 | 55 | 486 | ▲ | 816 |
| Misdemeanor | 2024 | 16 | 16 | 19 | 10 | 10 | 5 | 13 | - | - | - | - | - | 89 | 10% | 89 |
| | 2023 | 14 | 10 | 15 | 7 | 10 | 12 | 13 | 9 | 23 | 8 | 23 | 18 | 81 | ▲ | 162 |
| Other | 2024 | 38 | 40 | 41 | 46 | 41 | 42 | 43 | - | - | - | - | - | 291 | 33% | 291 |
| | 2023 | 22 | 28 | 41 | 35 | 34 | 26 | 33 | 27 | 32 | 32 | 23 | 124 | 219 | ▲ | 457 |
| Other Criminally Related Matters | 2024 | 11 | 4 | 10 | 4 | 2 | 3 | 1 | - | - | - | - | - | 35 | 133% | 35 |
| | 2023 | 1 | - | 1 | 2 | 8 | 2 | 1 | 2 | 3 | 6 | 12 | - | 15 | ▲ | 38 |
| Probates/Wills & Trusts - Level 1 | 2024 | 1 | - | - | 1 | - | - | - | - | - | - | - | - | 2 | 2 | 2 |
| | 2023 | - | - | - | - | - | - | - | - | - | - | - | - | 0 | ↔ | 0 |
| Probates/Wills & Trusts - Level 2 | 2024 | 1 | 1 | 1 | - | - | 1 | - | - | - | - | - | - | 4 | 100% | 4 |
| | 2023 | - | - | - | - | 1 | - | 1 | 1 | - | - | - | 1 | 2 | ▲ | 4 |
| Protective Orders | 2024 | - | 1 | - | 4 | 3 | - | - | - | - | - | - | - | 8 | 8 | 8 |
| | 2023 | - | - | - | - | - | - | - | - | 2 | - | - | - | 0 | ↔ | 2 |
| Uncontested Divorce | 2024 | 6 | 5 | 3 | 9 | 3 | 4 | 1 | - | - | - | - | - | 31 | 19% | 31 |
| | 2023 | 4 | 3 | 5 | 3 | 7 | 3 | 1 | 4 | 4 | 2 | 4 | 1 | 26 | ▲ | 41 |

| Dashboard | Monthly Filings Summary | Jan --- Jul Filings |
|--|--|---------------------|
| Court: York Circuit Start/End Date: Jan-23 / Jul-24 2023 Average Month: 349 Jan-Jul 2023: 2,662 Filings Trending: ▼ | Circuit/Court ID: 9 209199 Type of Case: Filings 2024 Average Month: 296 Jan-Jul 2024 : 2,074 Overall AVG. Month: 329 | |

| Filings by Division | | | | | | | | | | | | | | | | |
|----------------------------------|------|-----|-----|-----|-----|-----|-----|-----|-----|-----|-----|-----|-----|----------|----------|-------|
| Divisions | | Jan | Feb | Mar | Apr | May | Jun | Jul | Aug | Sep | Oct | Nov | Dec | Thru Jul | % Change | Total |
| Total | 2024 | 339 | 293 | 295 | 290 | 318 | 252 | 287 | - | - | - | - | - | 2,074 | -22% | 2,074 |
| | 2023 | 415 | 396 | 451 | 346 | 409 | 320 | 325 | 316 | 337 | 318 | 301 | 250 | 2,662 | ▼ | 4,184 |
| Civil | 2024 | 53 | 38 | 59 | 53 | 70 | 50 | 58 | - | - | - | - | - | 381 | 24% | 381 |
| | 2023 | 24 | 45 | 47 | 45 | 62 | 51 | 33 | 46 | 45 | 53 | 49 | 37 | 307 | ▲ | 537 |
| Criminal | 2024 | 76 | 80 | 62 | 88 | 102 | 82 | 69 | - | - | - | - | - | 559 | -32% | 559 |
| | 2023 | 105 | 108 | 154 | 91 | 169 | 75 | 116 | 109 | 134 | 101 | 86 | 48 | 818 | ▼ | 1,296 |
| Concealed Handgun Permits | 2024 | 160 | 138 | 135 | 108 | 101 | 81 | 105 | - | - | - | - | - | 828 | -27% | 828 |
| | 2023 | 215 | 186 | 182 | 152 | 134 | 134 | 127 | 104 | 110 | 132 | 130 | 105 | 1,130 | ▼ | 1,711 |
| Miscellaneous/Other | 2024 | 49 | 37 | 39 | 41 | 43 | 39 | 55 | - | - | - | - | - | 303 | -25% | 303 |
| | 2023 | 71 | 57 | 65 | 57 | 44 | 60 | 49 | 56 | 48 | 32 | 36 | 60 | 403 | ▼ | 635 |
| Others | 2024 | 1 | - | - | - | 2 | - | - | - | - | - | - | - | 3 | -25% | 3 |
| | 2023 | - | - | 3 | 1 | - | - | - | 1 | - | - | - | - | 4 | ▼ | 5 |

| Filings by Case Category | | | | | | | | | | | | | | | | |
|--|------|-----|-----|-----|-----|-----|-----|-----|-----|-----|-----|-----|-----|----------|----------|-------|
| Case Categories | | Jan | Feb | Mar | Apr | May | Jun | Jul | Aug | Sep | Oct | Nov | Dec | Thru Jul | % Change | Total |
| Administrative Law | 2024 | - | - | - | - | - | - | 1 | - | - | - | - | - | 1 | -67% | 1 |
| | 2023 | - | - | - | 2 | 1 | - | - | - | - | - | - | - | 3 | ▼ | 3 |
| Contested Divorce | 2024 | - | 4 | 5 | 5 | 8 | 7 | 6 | - | - | - | - | - | 35 | 13% | 35 |
| | 2023 | 2 | 3 | 5 | - | 11 | 5 | 5 | 4 | 14 | 6 | 3 | 1 | 31 | ▲ | 59 |
| Domestic and Family - Level 1 | 2024 | 1 | 1 | 15 | 4 | 4 | 6 | 3 | - | - | - | - | - | 34 | 62% | 34 |
| | 2023 | 2 | 4 | 4 | 2 | 1 | 6 | 2 | 7 | 3 | 12 | 4 | 5 | 21 | ▲ | 52 |
| Domestic and Family - Level 2 | 2024 | 17 | 9 | 4 | 9 | 12 | 4 | 11 | - | - | - | - | - | 66 | 32% | 66 |
| | 2023 | 11 | 4 | 15 | 5 | 10 | 5 | - | 8 | 1 | 6 | 8 | 8 | 50 | ▲ | 81 |
| Felonies and Related Matters | 2024 | 51 | 40 | 34 | 45 | 66 | 46 | 42 | - | - | - | - | - | 324 | -26% | 324 |
| | 2023 | 63 | 66 | 89 | 52 | 93 | 33 | 39 | 52 | 78 | 40 | 58 | 24 | 435 | ▼ | 687 |
| General Civil - Level 1 | 2024 | - | 1 | - | - | - | - | - | - | - | - | - | - | 1 | -67% | 1 |
| | 2023 | 1 | 1 | - | 1 | - | - | - | - | - | - | - | 2 | 3 | ▼ | 5 |
| General Civil - Level 2 | 2024 | 9 | 10 | 14 | 13 | 27 | 12 | 11 | - | - | - | - | - | 96 | 92% | 96 |
| | 2023 | 3 | 9 | 6 | 12 | 9 | 7 | 4 | 7 | 13 | 11 | 16 | 8 | 50 | ▲ | 105 |
| General Civil - Level 3 | 2024 | 15 | 1 | 6 | 5 | 6 | 2 | 10 | - | - | - | - | - | 45 | 10% | 45 |
| | 2023 | 8 | 7 | 5 | 6 | 9 | 1 | 5 | 5 | 2 | 4 | 6 | 8 | 41 | ▲ | 66 |
| Miscellaneous Civil | 2024 | 200 | 170 | 167 | 144 | 129 | 115 | 151 | - | - | - | - | - | 1,076 | -27% | 1,076 |
| | 2023 | 270 | 236 | 241 | 194 | 171 | 191 | 172 | 149 | 155 | 158 | 160 | 154 | 1,475 | ▼ | 2,251 |
| Misdemeanor | 2024 | 20 | 21 | 14 | 26 | 26 | 21 | 18 | - | - | - | - | - | 146 | -52% | 146 |
| | 2023 | 34 | 33 | 54 | 30 | 67 | 29 | 58 | 36 | 42 | 46 | 23 | 14 | 305 | ▼ | 466 |
| Other | 2024 | 5 | 4 | 1 | 5 | 7 | 3 | 4 | - | - | - | - | - | 29 | -19% | 29 |
| | 2023 | 5 | 3 | 6 | 5 | 5 | 8 | 4 | 10 | 1 | 7 | 1 | 4 | 36 | ▼ | 59 |
| Other Criminally Related Matters | 2024 | 5 | 19 | 14 | 17 | 10 | 15 | 9 | - | - | - | - | - | 89 | 14% | 89 |
| | 2023 | 8 | 9 | 11 | 9 | 9 | 13 | 19 | 21 | 14 | 15 | 5 | 10 | 78 | ▲ | 143 |
| Probates/Wills & Trusts - Level 1 | 2024 | 1 | 1 | - | - | 1 | - | - | - | - | - | - | - | 3 | 50% | 3 |
| | 2023 | - | 1 | - | 1 | - | - | - | - | - | - | - | - | 2 | ▲ | 2 |
| Probates/Wills & Trusts - Level 2 | 2024 | 3 | 2 | 2 | 2 | 3 | 6 | 4 | - | - | - | - | - | 22 | -12% | 22 |
| | 2023 | 2 | 3 | 2 | 2 | 9 | 3 | 4 | 1 | 1 | 1 | 2 | 4 | 25 | ▼ | 34 |
| Protective Orders | 2024 | - | - | - | - | - | - | - | - | - | - | - | - | 0 | -100% | 0 |
| | 2023 | - | - | - | - | - | 1 | - | - | - | - | 1 | - | 1 | ▼ | 2 |
| Uncontested Divorce | 2024 | 12 | 10 | 19 | 15 | 19 | 15 | 17 | - | - | - | - | - | 107 | 1% | 107 |
| | 2023 | 6 | 17 | 13 | 25 | 14 | 18 | 13 | 16 | 13 | 12 | 12 | 10 | 106 | ▲ | 169 |

This report reflects data in the case management system. Numbers will update accordingly as reports are refreshed and posted.

CPSS-CCMS-10.01 CASELOAD STATISTICS OF THE CIRCUIT COURTS

Williamsburg

January 2023 -- July 2024 Filings

Alexandria and Fairfax Circuit are not Included in State Totals

| Dashboard | Monthly Filings Summary | Jan --- Jul Filings | | | | |
|---|-------------------------|---|-------|-------|------|------|
| <p>Court: Williamsburg Circuit Start/End Date: Jan-23 / Jul-24 2023 Average Month: 365 Jan-Jul 2023: 2,692 Filings Trending: ▼</p> <p>Circuit/Court ID: 9 209830 Type of Case: Filings 2024 Average Month: 366 Jan-Jul 2024 : 2,562 Overall AVG. Month: 366</p> | <p>Jan 23 - Jul 24</p> | <table border="1" style="margin: auto;"> <tr> <td style="text-align: center; width: 50px;">2,562</td> <td style="text-align: center; width: 50px;">2,692</td> </tr> <tr> <td style="text-align: center;">2024</td> <td style="text-align: center;">2023</td> </tr> </table> | 2,562 | 2,692 | 2024 | 2023 |
| 2,562 | 2,692 | | | | | |
| 2024 | 2023 | | | | | |

| Filings by Division | | | | | | | | | | | | | | | | |
|----------------------------------|------|-----|-----|-----|-----|-----|-----|-----|-----|-----|-----|-----|-----|----------|----------|-------|
| Divisions | | Jan | Feb | Mar | Apr | May | Jun | Jul | Aug | Sep | Oct | Nov | Dec | Thru Jul | % Change | Total |
| Total | 2024 | 410 | 385 | 416 | 317 | 380 | 325 | 329 | - | - | - | - | - | 2,562 | -5% | 2,562 |
| | 2023 | 410 | 394 | 434 | 344 | 418 | 326 | 366 | 368 | 331 | 401 | 276 | 317 | 2,692 | ▼ | 4,385 |
| Civil | 2024 | 49 | 45 | 64 | 53 | 50 | 48 | 45 | - | - | - | - | - | 354 | -5% | 354 |
| | 2023 | 57 | 47 | 58 | 44 | 56 | 66 | 46 | 57 | 50 | 57 | 41 | 36 | 374 | ▼ | 615 |
| Criminal | 2024 | 123 | 89 | 116 | 69 | 102 | 118 | 116 | - | - | - | - | - | 733 | -1% | 733 |
| | 2023 | 80 | 84 | 125 | 89 | 151 | 70 | 140 | 104 | 118 | 145 | 91 | 71 | 739 | ▼ | 1,268 |
| Concealed Handgun Permits | 2024 | 152 | 141 | 133 | 92 | 107 | 97 | 81 | - | - | - | - | - | 803 | -16% | 803 |
| | 2023 | 181 | 159 | 163 | 124 | 119 | 105 | 106 | 102 | 100 | 117 | 97 | 120 | 957 | ▼ | 1,493 |
| Miscellaneous/ Other | 2024 | 86 | 110 | 103 | 103 | 121 | 62 | 83 | - | - | - | - | - | 668 | 8% | 668 |
| | 2023 | 92 | 104 | 87 | 86 | 91 | 84 | 74 | 105 | 63 | 82 | 47 | 90 | 618 | ▲ | 1,005 |
| Others | 2024 | - | - | - | - | - | - | 4 | - | - | - | - | - | 4 | 0% | 4 |
| | 2023 | - | - | 1 | 1 | 1 | 1 | - | - | - | - | - | - | 4 | ↔ | 4 |

| Filings by Case Category | | | | | | | | | | | | | | | | |
|--|------|-----|-----|-----|-----|-----|-----|-----|-----|-----|-----|-----|-----|----------|----------|-------|
| Case Categories | | Jan | Feb | Mar | Apr | May | Jun | Jul | Aug | Sep | Oct | Nov | Dec | Thru Jul | % Change | Total |
| Administrative Law | 2024 | - | - | 2 | - | - | 1 | 1 | - | - | - | - | - | 4 | 100% | 4 |
| | 2023 | - | 2 | - | - | - | - | - | - | - | - | 1 | 1 | 2 | ▲ | 4 |
| Contested Divorce | 2024 | 9 | 3 | 3 | 4 | 3 | 7 | 7 | - | - | - | - | - | 36 | -16% | 36 |
| | 2023 | 8 | 10 | 2 | 5 | 7 | 5 | 6 | 3 | 6 | 4 | 4 | 3 | 43 | ▼ | 63 |
| Domestic and Family - Level 1 | 2024 | - | 1 | 5 | 9 | 11 | 5 | 3 | - | - | - | - | - | 34 | -19% | 34 |
| | 2023 | 6 | 4 | 5 | 6 | 11 | 5 | 5 | 5 | 4 | 4 | 1 | 2 | 42 | ▼ | 58 |
| Domestic and Family - Level 2 | 2024 | 3 | 1 | 2 | 2 | - | 3 | 4 | - | - | - | - | - | 15 | -29% | 15 |
| | 2023 | 6 | 1 | 6 | 3 | 1 | 3 | 1 | 3 | 1 | 1 | 1 | 4 | 21 | ▼ | 31 |
| Felonies and Related Matters | 2024 | 74 | 52 | 83 | 34 | 64 | 67 | 56 | - | - | - | - | - | 430 | 5% | 430 |
| | 2023 | 41 | 47 | 76 | 54 | 85 | 35 | 70 | 48 | 88 | 82 | 35 | 40 | 408 | ▲ | 701 |
| General Civil - Level 1 | 2024 | - | 3 | - | 1 | 1 | - | - | - | - | - | - | - | 5 | 150% | 5 |
| | 2023 | - | - | 1 | - | 1 | - | - | 2 | 1 | 1 | - | - | 2 | ▲ | 6 |
| General Civil - Level 2 | 2024 | 12 | 12 | 18 | 12 | 11 | 17 | 9 | - | - | - | - | - | 91 | 49% | 91 |
| | 2023 | 6 | 6 | 11 | 8 | 10 | 12 | 8 | 13 | 13 | 15 | 11 | 9 | 61 | ▲ | 122 |
| General Civil - Level 3 | 2024 | 9 | 7 | 5 | 4 | 9 | 6 | 9 | - | - | - | - | - | 49 | -46% | 49 |
| | 2023 | 14 | 10 | 17 | 7 | 11 | 23 | 9 | 9 | 8 | 17 | 13 | 8 | 91 | ▼ | 146 |
| Miscellaneous Civil | 2024 | 187 | 178 | 178 | 126 | 158 | 131 | 124 | - | - | - | - | - | 1,082 | -10% | 1,082 |
| | 2023 | 214 | 197 | 205 | 159 | 151 | 139 | 134 | 140 | 127 | 156 | 122 | 158 | 1,199 | ▼ | 1,902 |
| Misdemeanor | 2024 | 24 | 25 | 31 | 27 | 30 | 29 | 47 | - | - | - | - | - | 213 | -15% | 213 |
| | 2023 | 31 | 23 | 32 | 31 | 54 | 22 | 57 | 46 | 15 | 50 | 40 | 20 | 250 | ▼ | 421 |
| Other | 2024 | 47 | 67 | 56 | 68 | 70 | 20 | 36 | - | - | - | - | - | 364 | 3% | 364 |
| | 2023 | 55 | 63 | 39 | 49 | 55 | 49 | 45 | 67 | 35 | 39 | 15 | 51 | 355 | ▲ | 562 |
| Other Criminally Related Matters | 2024 | 25 | 13 | 9 | 9 | 8 | 22 | 13 | - | - | - | - | - | 99 | 14% | 99 |
| | 2023 | 9 | 14 | 18 | 4 | 12 | 13 | 17 | 10 | 16 | 13 | 16 | 11 | 87 | ▲ | 153 |
| Probates/Wills & Trusts - Level 1 | 2024 | - | - | 2 | - | 2 | - | 1 | - | - | - | - | - | 5 | 25% | 5 |
| | 2023 | - | 2 | 1 | - | - | 1 | - | 1 | - | 1 | - | - | 4 | ▲ | 6 |
| Probates/Wills & Trusts - Level 2 | 2024 | 3 | 2 | 4 | 5 | 2 | 2 | 5 | - | - | - | - | - | 23 | 21% | 23 |
| | 2023 | 3 | 1 | 1 | 4 | 1 | 4 | 5 | 6 | 4 | 5 | 2 | 4 | 19 | ▲ | 40 |
| Uncontested Divorce | 2024 | 17 | 21 | 18 | 16 | 11 | 15 | 14 | - | - | - | - | - | 112 | 4% | 112 |
| | 2023 | 17 | 14 | 20 | 14 | 19 | 15 | 9 | 15 | 13 | 12 | 15 | 7 | 108 | ▲ | 170 |

This report reflects data in the case management system. Numbers will update accordingly as reports are refreshed and posted.

| Dashboard | | Monthly Filings Summary | | Jan --- Jul Filings | | | | | |
|--|--|---|---|---------------------|--|--|--|------|------|
| Court: Appomattox Circuit Start/End Date: Jan-23 / Jul-24 2023 Average Month: 95 Jan-Jul 2023: 672 Filings Trending: ▲ | Circuit/Court ID: 10 210011 Type of Case: Filings 2024 Average Month: 111 Jan-Jul 2024 : 777 Overall AVG. Month: 101 | <p style="font-weight: bold; font-size: 1.2em;">Jan 23 - Jul 24</p> | <table border="1" style="margin: auto;"> <tr> <td style="width: 50%; text-align: center;"> <div style="display: flex; justify-content: center; align-items: center;"> 777 <div style="width: 50px; height: 50px; background-color: #f0e68c; border: 1px solid black;"></div> </div> </td> <td style="width: 50%; text-align: center;"> <div style="display: flex; justify-content: center; align-items: center;"> 672 <div style="width: 50px; height: 50px; background-color: #f0e68c; border: 1px solid black;"></div> </div> </td> </tr> <tr> <td style="text-align: center;">2024</td> <td style="text-align: center;">2023</td> </tr> </table> | | | <div style="display: flex; justify-content: center; align-items: center;"> 777 <div style="width: 50px; height: 50px; background-color: #f0e68c; border: 1px solid black;"></div> </div> | <div style="display: flex; justify-content: center; align-items: center;"> 672 <div style="width: 50px; height: 50px; background-color: #f0e68c; border: 1px solid black;"></div> </div> | 2024 | 2023 |
| <div style="display: flex; justify-content: center; align-items: center;"> 777 <div style="width: 50px; height: 50px; background-color: #f0e68c; border: 1px solid black;"></div> </div> | <div style="display: flex; justify-content: center; align-items: center;"> 672 <div style="width: 50px; height: 50px; background-color: #f0e68c; border: 1px solid black;"></div> </div> | | | | | | | | |
| 2024 | 2023 | | | | | | | | |

| Filings by Division | | | | | | | | | | | | | | | | |
|----------------------------------|------|-----|-----|-----|-----|-----|-----|-----|-----|-----|-----|-----|-----|----------|----------|-------|
| Divisions | | Jan | Feb | Mar | Apr | May | Jun | Jul | Aug | Sep | Oct | Nov | Dec | Thru Jul | % Change | Total |
| Total | 2024 | 116 | 110 | 108 | 102 | 143 | 138 | 60 | - | - | - | - | - | 777 | 16% | 777 |
| | 2023 | 120 | 99 | 140 | 113 | 78 | 57 | 65 | 115 | 96 | 107 | 82 | 65 | 672 | ▲ | 1,137 |
| Civil | 2024 | 9 | 9 | 15 | 11 | 22 | 12 | 6 | - | - | - | - | - | 84 | 42% | 84 |
| | 2023 | 8 | 8 | 7 | 16 | 8 | 9 | 3 | 16 | 12 | 14 | 7 | 11 | 59 | ▲ | 119 |
| Criminal | 2024 | 49 | 35 | 33 | 47 | 85 | 79 | 15 | - | - | - | - | - | 343 | 60% | 343 |
| | 2023 | 36 | 29 | 43 | 52 | 23 | 12 | 19 | 56 | 31 | 39 | 33 | 17 | 214 | ▲ | 390 |
| Concealed Handgun Permits | 2024 | 52 | 57 | 53 | 33 | 28 | 42 | 32 | - | - | - | - | - | 297 | -14% | 297 |
| | 2023 | 70 | 50 | 83 | 40 | 42 | 27 | 34 | 36 | 45 | 47 | 35 | 32 | 346 | ▼ | 541 |
| Miscellaneous/ Other | 2024 | 6 | 9 | 7 | 11 | 8 | 5 | 7 | - | - | - | - | - | 53 | 2% | 53 |
| | 2023 | 6 | 12 | 7 | 5 | 5 | 9 | 8 | 7 | 8 | 7 | 7 | 5 | 52 | ▲ | 86 |
| Others | 2024 | - | - | - | - | - | - | - | - | - | - | - | - | 0 | -100% | 0 |
| | 2023 | - | - | - | - | - | - | 1 | - | - | - | - | - | 1 | ▼ | 1 |

| Filings by Case Category | | | | | | | | | | | | | | | | |
|--|------|-----|-----|-----|-----|-----|-----|-----|-----|-----|-----|-----|-----|----------|----------|-------|
| Case Categories | | Jan | Feb | Mar | Apr | May | Jun | Jul | Aug | Sep | Oct | Nov | Dec | Thru Jul | % Change | Total |
| Contested Divorce | 2024 | 1 | 2 | 2 | 2 | 2 | 1 | - | - | - | - | - | - | 10 | 67% | 10 |
| | 2023 | - | - | 1 | 2 | 1 | 1 | 1 | 3 | - | 2 | 2 | 1 | 6 | ▲ | 14 |
| Domestic and Family - Level 1 | 2024 | - | 2 | - | 2 | 4 | 4 | - | - | - | - | - | - | 12 | 50% | 12 |
| | 2023 | - | 3 | 1 | 4 | - | - | - | 3 | 2 | 6 | - | 3 | 8 | ▲ | 22 |
| Domestic and Family - Level 2 | 2024 | - | 1 | 1 | - | 2 | 3 | - | - | - | - | - | - | 7 | -30% | 7 |
| | 2023 | - | 4 | - | 1 | 2 | 2 | 1 | 3 | 1 | - | - | - | 10 | ▼ | 14 |
| Felonies and Related Matters | 2024 | 33 | 30 | 24 | 28 | 75 | 68 | 8 | - | - | - | - | - | 266 | 60% | 266 |
| | 2023 | 30 | 20 | 25 | 48 | 18 | 9 | 16 | 47 | 19 | 20 | 30 | 13 | 166 | ▲ | 295 |
| General Civil - Level 2 | 2024 | - | 2 | 3 | 2 | 5 | - | 1 | - | - | - | - | - | 13 | 44% | 13 |
| | 2023 | 2 | 1 | 2 | 3 | 1 | - | - | 3 | 2 | 3 | 2 | - | 9 | ▲ | 19 |
| General Civil - Level 3 | 2024 | 7 | 4 | 5 | 1 | 2 | 1 | 2 | - | - | - | - | - | 22 | 120% | 22 |
| | 2023 | 3 | 1 | 1 | - | 1 | 4 | - | 1 | 4 | 4 | 1 | 4 | 10 | ▲ | 24 |
| Miscellaneous Civil | 2024 | 57 | 63 | 60 | 43 | 35 | 47 | 38 | - | - | - | - | - | 343 | -13% | 343 |
| | 2023 | 76 | 61 | 90 | 45 | 47 | 36 | 41 | 41 | 53 | 53 | 42 | 37 | 396 | ▼ | 622 |
| Misdemeanor | 2024 | 15 | 4 | 9 | 15 | 8 | 7 | 7 | - | - | - | - | - | 65 | 63% | 65 |
| | 2023 | 6 | 8 | 11 | 4 | 5 | 3 | 3 | 9 | 8 | 11 | 3 | 4 | 40 | ▲ | 75 |
| Other | 2024 | - | - | - | 1 | 2 | - | - | - | - | - | - | - | 3 | 50% | 3 |
| | 2023 | 1 | - | - | - | - | - | 1 | 1 | - | - | - | - | 2 | ▲ | 3 |
| Other Criminally Related Matters | 2024 | 1 | 1 | - | 4 | 2 | 4 | - | - | - | - | - | - | 12 | 50% | 12 |
| | 2023 | - | 1 | 7 | - | - | - | - | - | 4 | 8 | - | - | 8 | ▲ | 20 |
| Probates/Wills & Trusts - Level 1 | 2024 | - | - | - | 1 | - | - | - | - | - | - | - | - | 1 | 1 | 1 |
| | 2023 | - | - | - | - | - | - | - | - | - | - | - | - | 0 | ↔ | 0 |
| Probates/Wills & Trusts - Level 2 | 2024 | - | - | - | 1 | 1 | - | 2 | - | - | - | - | - | 4 | 100% | 4 |
| | 2023 | - | - | 1 | 1 | - | - | - | 2 | - | - | - | - | 2 | ▲ | 4 |
| Uncontested Divorce | 2024 | 2 | 1 | 4 | 2 | 5 | 3 | 2 | - | - | - | - | - | 19 | 27% | 19 |
| | 2023 | 2 | - | 1 | 5 | 3 | 2 | 2 | 2 | 3 | - | 2 | 3 | 15 | ▲ | 25 |

| Dashboard | Monthly Filings Summary | Jan --- Jul Filings |
|---|-------------------------|---------------------|
| <p>Court: Buckingham Circuit Start/End Date: Jan-23 / Jul-24 2023 Average Month: 97 Jan-Jul 2023: 769 Filings Trending: ▼</p> <p>Circuit/Court ID: 10 210029 Type of Case: Filings 2024 Average Month: 96 Jan-Jul 2024 : 675 Overall AVG. Month: 97</p> | | |

| Filings by Division | | | | | | | | | | | | | | | | |
|----------------------------------|------|-----|-----|-----|-----|-----|-----|-----|-----|-----|-----|-----|-----|----------|----------|-------|
| Divisions | | Jan | Feb | Mar | Apr | May | Jun | Jul | Aug | Sep | Oct | Nov | Dec | Thru Jul | % Change | Total |
| Total | 2024 | 92 | 94 | 95 | 116 | 67 | 112 | 99 | - | - | - | - | - | 675 | -12% | 675 |
| | 2023 | 202 | 58 | 121 | 124 | 85 | 105 | 74 | 113 | 105 | 102 | 41 | 36 | 769 | ▼ | 1,166 |
| Civil | 2024 | 10 | 8 | 12 | 8 | 4 | 6 | 12 | - | - | - | - | - | 60 | -5% | 60 |
| | 2023 | 8 | 9 | 7 | 9 | 8 | 9 | 13 | 4 | 8 | 7 | 7 | 1 | 63 | ▼ | 90 |
| Criminal | 2024 | 23 | 27 | 27 | 51 | 28 | 59 | 32 | - | - | - | - | - | 247 | -36% | 247 |
| | 2023 | 140 | 11 | 50 | 60 | 35 | 68 | 22 | 57 | 48 | 60 | 9 | 18 | 386 | ▼ | 578 |
| Concealed Handgun Permits | 2024 | 38 | 38 | 37 | 34 | 21 | 23 | 27 | - | - | - | - | - | 218 | -4% | 218 |
| | 2023 | 43 | 28 | 48 | 36 | 27 | 21 | 24 | 38 | 35 | 23 | 18 | 10 | 227 | ▼ | 351 |
| Miscellaneous/ Other | 2024 | 21 | 21 | 19 | 23 | 14 | 24 | 28 | - | - | - | - | - | 150 | 61% | 150 |
| | 2023 | 11 | 10 | 16 | 19 | 15 | 7 | 15 | 14 | 14 | 12 | 7 | 7 | 93 | ▲ | 147 |

| Filings by Case Category | | | | | | | | | | | | | | | | |
|--|------|-----|-----|-----|-----|-----|-----|-----|-----|-----|-----|-----|-----|----------|----------|-------|
| Case Categories | | Jan | Feb | Mar | Apr | May | Jun | Jul | Aug | Sep | Oct | Nov | Dec | Thru Jul | % Change | Total |
| Administrative Law | 2024 | 1 | - | - | - | - | - | - | - | - | - | - | - | 1 | -50% | 1 |
| | 2023 | 1 | - | - | - | 1 | - | - | - | - | 1 | 1 | - | 2 | ▼ | 4 |
| Contested Divorce | 2024 | 1 | 3 | - | 2 | - | - | 1 | - | - | - | - | - | 7 | -30% | 7 |
| | 2023 | - | - | 1 | 3 | 1 | 1 | 4 | 2 | 1 | - | - | 1 | 10 | ▼ | 14 |
| Domestic and Family - Level 1 | 2024 | 3 | 1 | 4 | 1 | 1 | 1 | 2 | - | - | - | - | - | 13 | 333% | 13 |
| | 2023 | 2 | - | - | - | - | 1 | - | - | - | - | - | - | 3 | ▲ | 3 |
| Domestic and Family - Level 2 | 2024 | - | - | 1 | - | - | 1 | 1 | - | - | - | - | - | 3 | -57% | 3 |
| | 2023 | - | 1 | - | - | 2 | 3 | 1 | - | 1 | - | 2 | - | 7 | ▼ | 10 |
| Felonies and Related Matters | 2024 | 19 | 19 | 20 | 38 | 17 | 51 | 25 | - | - | - | - | - | 189 | -43% | 189 |
| | 2023 | 132 | 5 | 40 | 47 | 26 | 66 | 14 | 40 | 34 | 37 | 8 | 14 | 330 | ▼ | 463 |
| General Civil - Level 1 | 2024 | - | - | - | - | - | - | - | - | - | - | - | - | 0 | -100% | 0 |
| | 2023 | 1 | - | 2 | - | 1 | - | - | - | - | - | - | - | 4 | ▼ | 4 |
| General Civil - Level 2 | 2024 | 1 | 1 | 1 | - | - | 2 | - | - | - | - | - | - | 5 | -62% | 5 |
| | 2023 | 2 | 3 | 2 | 1 | 2 | 2 | 1 | 3 | 2 | 2 | 3 | - | 13 | ▼ | 23 |
| General Civil - Level 3 | 2024 | 1 | 3 | 3 | 2 | - | 2 | 2 | - | - | - | - | - | 13 | 44% | 13 |
| | 2023 | 1 | 2 | 2 | - | - | 2 | 2 | - | - | 2 | 1 | - | 9 | ▲ | 12 |
| Miscellaneous Civil | 2024 | 44 | 46 | 41 | 39 | 26 | 30 | 34 | - | - | - | - | - | 260 | -6% | 260 |
| | 2023 | 50 | 33 | 61 | 47 | 30 | 25 | 30 | 47 | 46 | 32 | 25 | 12 | 276 | ▼ | 438 |
| Misdemeanor | 2024 | 4 | 5 | 6 | 10 | 10 | 8 | 6 | - | - | - | - | - | 49 | 0% | 49 |
| | 2023 | 8 | 5 | 9 | 11 | 9 | 1 | 6 | 13 | 7 | 23 | 1 | 4 | 49 | ↔ | 97 |
| Other | 2024 | 15 | 12 | 15 | 17 | 9 | 13 | 21 | - | - | - | - | - | 102 | 149% | 102 |
| | 2023 | 3 | 5 | 2 | 8 | 11 | 2 | 10 | 4 | 2 | 2 | - | 5 | 41 | ▲ | 54 |
| Other Criminally Related Matters | 2024 | - | 3 | 1 | 3 | 1 | - | 1 | - | - | - | - | - | 9 | 29% | 9 |
| | 2023 | - | 1 | 1 | 2 | - | 1 | 2 | 4 | 7 | - | - | - | 7 | ▲ | 18 |
| Probates/Wills & Trusts - Level 1 | 2024 | - | - | - | 1 | - | - | - | - | - | - | - | - | 1 | 1 | 1 |
| | 2023 | - | - | - | - | - | - | - | - | 1 | - | - | - | 0 | ↔ | 1 |
| Probates/Wills & Trusts - Level 2 | 2024 | 1 | - | 1 | 1 | - | - | 1 | - | - | - | - | - | 4 | 33% | 4 |
| | 2023 | - | - | - | 1 | - | 1 | 1 | - | 1 | - | - | - | 3 | ▲ | 4 |
| Uncontested Divorce | 2024 | 2 | 1 | 2 | 2 | 3 | 4 | 5 | - | - | - | - | - | 19 | 27% | 19 |
| | 2023 | 2 | 3 | 1 | 4 | 2 | - | 3 | - | 3 | 3 | - | - | 15 | ▲ | 21 |

| Dashboard | | Monthly Filings Summary | | Jan --- Jul Filings | | | | | |
|---|---|-------------------------|--|---|--|-----|-----|------|------|
| <p>Court: Charlotte Circuit Start/End Date: Jan-23 / Jul-24 2023 Average Month: 77 Jan-Jul 2023: 461 Filings Trending: ▲</p> | <p>Circuit/Court ID: 10 210037 Type of Case: Filings 2024 Average Month:74 Jan-Jul 2024 : 515 Overall AVG. Month: 76</p> | | | <table border="1" style="margin: auto;"> <tr> <td style="text-align: center; width: 50px;">515</td> <td style="text-align: center; width: 50px;">461</td> </tr> <tr> <td style="text-align: center;">2024</td> <td style="text-align: center;">2023</td> </tr> </table> | | 515 | 461 | 2024 | 2023 |
| 515 | 461 | | | | | | | | |
| 2024 | 2023 | | | | | | | | |

| Filings by Division | | | | | | | | | | | | | | | | |
|----------------------------------|------|-----|-----|-----|-----|-----|-----|-----|-----|-----|-----|-----|-----|----------|----------|-------|
| Divisions | | Jan | Feb | Mar | Apr | May | Jun | Jul | Aug | Sep | Oct | Nov | Dec | Thru Jul | % Change | Total |
| Total | 2024 | 73 | 67 | 63 | 160 | 41 | 69 | 42 | - | - | - | - | - | 515 | 12% | 515 |
| | 2023 | 51 | 64 | 84 | 50 | 64 | 96 | 52 | 84 | 85 | 91 | 76 | 123 | 461 | ▲ | 920 |
| Civil | 2024 | 10 | 10 | 7 | 8 | 4 | 7 | 6 | - | - | - | - | - | 52 | 0% | 52 |
| | 2023 | 7 | 8 | 11 | 5 | 10 | 3 | 8 | 8 | 14 | 5 | 13 | 9 | 52 | ↔ | 101 |
| Criminal | 2024 | 19 | 12 | 12 | 118 | 8 | 27 | 8 | - | - | - | - | - | 204 | 15% | 204 |
| | 2023 | 6 | 27 | 21 | 27 | 16 | 73 | 7 | 39 | 31 | 50 | 32 | 23 | 177 | ▲ | 352 |
| Concealed Handgun Permits | 2024 | 17 | 27 | 24 | 17 | 16 | 11 | 13 | - | - | - | - | - | 125 | -9% | 125 |
| | 2023 | 21 | 18 | 39 | 8 | 19 | 12 | 20 | 21 | 23 | 18 | 23 | 15 | 137 | ▼ | 237 |
| Miscellaneous/ Other | 2024 | 26 | 18 | 20 | 17 | 13 | 24 | 15 | - | - | - | - | - | 133 | 40% | 133 |
| | 2023 | 17 | 11 | 13 | 10 | 19 | 8 | 17 | 16 | 17 | 18 | 8 | 76 | 95 | ▲ | 230 |
| Others | 2024 | 1 | - | - | - | - | - | - | - | - | - | - | - | 1 | 1 | 1 |
| | 2023 | - | - | - | - | - | - | - | - | - | - | - | - | 0 | ↔ | 0 |


| Filings by Case Category | | | | | | | | | | | | | | | | |
|--|------|-----|-----|-----|-----|-----|-----|-----|-----|-----|-----|-----|-----|----------|----------|-------|
| Case Categories | | Jan | Feb | Mar | Apr | May | Jun | Jul | Aug | Sep | Oct | Nov | Dec | Thru Jul | % Change | Total |
| Contested Divorce | 2024 | - | - | 1 | 1 | - | - | 2 | - | - | - | - | - | 4 | 0% | 4 |
| | 2023 | - | - | 1 | - | 1 | - | 2 | - | 1 | - | 1 | 3 | 4 | ↔ | 9 |
| Domestic and Family - Level 1 | 2024 | 1 | - | - | 1 | - | 2 | 2 | - | - | - | - | - | 6 | -65% | 6 |
| | 2023 | 1 | 4 | 4 | 2 | 6 | - | - | - | 3 | 1 | 1 | 1 | 17 | ▼ | 23 |
| Domestic and Family - Level 2 | 2024 | 2 | 3 | - | - | 1 | 1 | - | - | - | - | - | - | 7 | 40% | 7 |
| | 2023 | 1 | - | - | 1 | - | 2 | 1 | 1 | 1 | 1 | 2 | - | 5 | ▲ | 10 |
| Felonies and Related Matters | 2024 | 15 | 9 | 8 | 110 | 6 | 24 | 8 | - | - | - | - | - | 180 | 22% | 180 |
| | 2023 | 4 | 25 | 15 | 21 | 10 | 70 | 3 | 34 | 20 | 46 | 16 | 18 | 148 | ▲ | 282 |
| General Civil - Level 1 | 2024 | - | - | - | - | - | - | - | - | - | - | - | - | 0 | -100% | 0 |
| | 2023 | - | - | - | - | - | - | 1 | - | - | - | - | - | 1 | ▼ | 1 |
| General Civil - Level 2 | 2024 | - | - | 1 | 1 | 1 | 2 | - | - | - | - | - | - | 5 | 25% | 5 |
| | 2023 | - | - | 1 | - | 1 | - | 2 | 1 | 3 | 1 | 2 | 1 | 4 | ▲ | 12 |
| General Civil - Level 3 | 2024 | 3 | 2 | 4 | 1 | - | - | - | - | - | - | - | - | 10 | 25% | 10 |
| | 2023 | 3 | 1 | 1 | - | 1 | 1 | 1 | 3 | 4 | 3 | 4 | 1 | 8 | ▲ | 23 |
| Miscellaneous Civil | 2024 | 20 | 33 | 31 | 22 | 20 | 21 | 17 | - | - | - | - | - | 164 | -6% | 164 |
| | 2023 | 29 | 23 | 44 | 12 | 25 | 15 | 27 | 26 | 31 | 28 | 28 | 21 | 175 | ▼ | 309 |
| Misdemeanor | 2024 | 3 | 3 | 4 | 9 | 2 | 2 | 1 | - | - | - | - | - | 24 | 4% | 24 |
| | 2023 | 2 | 1 | 2 | 6 | 7 | 2 | 3 | 5 | 10 | 4 | 10 | 6 | 23 | ▲ | 58 |
| Other | 2024 | 23 | 11 | 13 | 12 | 9 | 14 | 11 | - | - | - | - | - | 93 | 63% | 93 |
| | 2023 | 9 | 7 | 8 | 6 | 12 | 5 | 10 | 12 | 9 | 7 | 3 | 70 | 57 | ▲ | 158 |
| Other Criminally Related Matters | 2024 | 1 | - | - | - | - | 1 | - | - | - | - | - | - | 2 | -75% | 2 |
| | 2023 | - | 1 | 5 | - | - | 1 | 1 | - | 1 | - | 6 | - | 8 | ▼ | 15 |
| Probates/Wills & Trusts - Level 1 | 2024 | 1 | - | - | - | - | - | - | - | - | - | - | - | 1 | 1 | 1 |
| | 2023 | - | - | - | - | - | - | - | - | - | - | - | - | 0 | ↔ | 0 |
| Probates/Wills & Trusts - Level 2 | 2024 | 1 | 1 | - | 1 | - | 1 | - | - | - | - | - | - | 4 | 300% | 4 |
| | 2023 | - | - | - | - | 1 | - | - | 1 | 1 | - | - | - | 1 | ▲ | 3 |
| Uncontested Divorce | 2024 | 3 | 5 | 1 | 2 | 2 | 1 | 1 | - | - | - | - | - | 15 | 50% | 15 |
| | 2023 | 2 | 2 | 3 | 2 | - | - | 1 | 1 | 1 | - | 3 | 2 | 10 | ▲ | 17 |

Dashboard

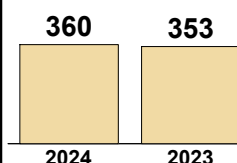
Court: Cumberland Circuit
Start/End Date: Jan-23 / Jul-24
2023 Average Month: 51
Jan-Jul 2023: 353
Filings Trending: ↔

Circuit/Court ID: 10 210049
Type of Case: Filings
2024 Average Month: 51
Jan-Jul 2024 : 360
Overall AVG. Month: 51

Monthly Filings Summary



Jan --- Jul Filings



Filings by Division

| Divisions | | Jan | Feb | Mar | Apr | May | Jun | Jul | Aug | Sep | Oct | Nov | Dec | Thru Jul | % Change | Total |
|----------------------------------|------|-----|-----|-----|-----|-----|-----|-----|-----|-----|-----|-----|-----|----------|----------|-------|
| Total | 2024 | 52 | 58 | 55 | 51 | 36 | 60 | 48 | - | - | - | - | - | 360 | 2% | 360 |
| | 2023 | 64 | 63 | 48 | 48 | 34 | 61 | 35 | 54 | 48 | 40 | 52 | 62 | 353 | ▲ | 609 |
| Civil | 2024 | 5 | 4 | 2 | 3 | 4 | 1 | 6 | - | - | - | - | - | 25 | -36% | 25 |
| | 2023 | 6 | 7 | 7 | 3 | 4 | 6 | 6 | 12 | 7 | 6 | 6 | 9 | 39 | ▼ | 79 |
| Criminal | 2024 | 5 | 21 | 11 | 14 | 11 | 38 | 15 | - | - | - | - | - | 115 | -4% | 115 |
| | 2023 | 21 | 24 | 6 | 21 | 6 | 31 | 11 | 11 | 14 | 11 | 19 | 15 | 120 | ▼ | 190 |
| Concealed Handgun Permits | 2024 | 28 | 18 | 25 | 22 | 16 | 15 | 16 | - | - | - | - | - | 140 | 0% | 140 |
| | 2023 | 26 | 23 | 28 | 18 | 16 | 15 | 14 | 22 | 19 | 16 | 20 | 29 | 140 | ↔ | 246 |
| Miscellaneous/ Other | 2024 | 14 | 15 | 17 | 12 | 5 | 6 | 10 | - | - | - | - | - | 79 | 46% | 79 |
| | 2023 | 11 | 9 | 7 | 6 | 8 | 9 | 4 | 9 | 8 | 7 | 7 | 9 | 54 | ▲ | 94 |
| Others | 2024 | - | - | - | - | - | - | 1 | - | - | - | - | - | 1 | 1 | 1 |
| | 2023 | - | - | - | - | - | - | - | - | - | - | - | - | 0 | ↔ | 0 |

Filings by Case Category

| Case Categories | | Jan | Feb | Mar | Apr | May | Jun | Jul | Aug | Sep | Oct | Nov | Dec | Thru Jul | % Change | Total |
|--|------|-----|-----|-----|-----|-----|-----|-----|-----|-----|-----|-----|-----|----------|----------|-------|
| Contested Divorce | 2024 | - | - | - | - | 1 | 1 | 1 | - | - | - | - | - | 3 | -25% | 3 |
| | 2023 | - | 2 | - | 1 | - | 1 | - | 1 | - | - | - | 2 | 4 | ▼ | 7 |
| Domestic and Family - Level 1 | 2024 | - | - | - | - | 2 | - | 1 | - | - | - | - | - | 3 | 200% | 3 |
| | 2023 | 1 | - | - | - | - | - | - | 1 | 3 | - | 4 | - | 1 | ▲ | 9 |
| Domestic and Family - Level 2 | 2024 | - | 1 | - | - | - | - | - | - | - | - | - | - | 1 | 0% | 1 |
| | 2023 | - | - | - | - | 1 | - | - | - | 1 | - | - | - | 1 | ↔ | 2 |
| Felonies and Related Matters | 2024 | 3 | 20 | 8 | 8 | 8 | 30 | 9 | - | - | - | - | - | 86 | 37% | 86 |
| | 2023 | 15 | 13 | 2 | 11 | 5 | 13 | 4 | 4 | 12 | 6 | 13 | 13 | 63 | ▲ | 111 |
| General Civil - Level 1 | 2024 | - | - | - | - | - | - | - | - | - | - | - | - | 0 | 0 | 0 |
| | 2023 | - | - | - | - | - | - | - | - | - | 1 | - | - | 0 | ↔ | 1 |
| General Civil - Level 2 | 2024 | 1 | 1 | 1 | - | - | - | 1 | - | - | - | - | - | 4 | 0% | 4 |
| | 2023 | 1 | - | 1 | - | - | - | 1 | 1 | 1 | 2 | - | 5 | 4 | ↔ | 13 |
| General Civil - Level 3 | 2024 | 2 | 1 | - | 1 | - | - | 2 | - | - | - | - | - | 6 | -50% | 6 |
| | 2023 | 3 | 2 | - | - | 1 | 4 | 2 | 4 | 1 | - | - | 1 | 12 | ▼ | 18 |
| Miscellaneous Civil | 2024 | 36 | 21 | 34 | 26 | 19 | 19 | 19 | - | - | - | - | - | 174 | 0% | 174 |
| | 2023 | 34 | 27 | 33 | 22 | 21 | 20 | 17 | 30 | 20 | 22 | 26 | 37 | 174 | ↔ | 309 |
| Misdemeanor | 2024 | 2 | 1 | 3 | 4 | 3 | 8 | 5 | - | - | - | - | - | 26 | -37% | 26 |
| | 2023 | 6 | 6 | 3 | 5 | - | 18 | 3 | 5 | 2 | 5 | 6 | 2 | 41 | ▼ | 61 |
| Other | 2024 | 6 | 12 | 8 | 8 | 2 | 2 | 8 | - | - | - | - | - | 46 | 119% | 46 |
| | 2023 | 3 | 5 | 3 | 2 | 2 | 4 | 2 | 2 | 7 | 1 | 1 | 1 | 21 | ▲ | 33 |
| Other Criminally Related Matters | 2024 | - | - | - | 2 | - | - | 1 | - | - | - | - | - | 3 | -81% | 3 |
| | 2023 | - | 5 | 1 | 5 | 1 | - | 4 | 2 | - | - | - | - | 16 | ▼ | 18 |
| Probates/Wills & Trusts - Level 2 | 2024 | 1 | - | - | 1 | - | - | - | - | - | - | - | - | 2 | 0% | 2 |
| | 2023 | - | 1 | 1 | - | - | - | - | - | - | 1 | - | - | 2 | ↔ | 3 |
| Uncontested Divorce | 2024 | 1 | 1 | 1 | 1 | 1 | - | 1 | - | - | - | - | - | 6 | -57% | 6 |
| | 2023 | 1 | 2 | 4 | 2 | 2 | 1 | 2 | 4 | 1 | 2 | 2 | 1 | 14 | ▼ | 24 |

| Dashboard | | | | Monthly Filings Summary | | | | Jan --- Jul Filings | | | |
|---|--|---|--|-------------------------|--|--|--|--|--|--|--|
| Court: Halifax Circuit Start/End Date: Jan-23 / Jul-24 2023 Average Month: 224 Jan-Jul 2023: 1,612 Filings Trending: ▼ | | Circuit/Court ID: 10 210083 Type of Case: Filings 2024 Average Month: 212 Jan-Jul 2024 : 1,487 Overall AVG. Month: 220 | | <p>Jan 23 - Jul 24</p> | | | | <div style="display: flex; justify-content: space-around;"> <div style="text-align: center;"> <p>1,487</p> <p>2024</p> </div> <div style="text-align: center;"> <p>1,612</p> <p>2023</p> </div> </div> | | | |

| Filings by Division | | | | | | | | | | | | | | | | |
|----------------------------------|------|-----|-----|-----|-----|-----|-----|-----|-----|-----|-----|-----|-----|----------|----------|-------|
| Divisions | | Jan | Feb | Mar | Apr | May | Jun | Jul | Aug | Sep | Oct | Nov | Dec | Thru Jul | % Change | Total |
| Total | 2024 | 245 | 232 | 237 | 197 | 197 | 173 | 206 | - | - | - | - | - | 1,487 | -8% | 1,487 |
| | 2023 | 249 | 222 | 247 | 289 | 201 | 223 | 181 | 226 | 157 | 339 | 171 | 180 | 1,612 | ▼ | 2,685 |
| Civil | 2024 | 15 | 18 | 25 | 23 | 32 | 19 | 26 | - | - | - | - | - | 158 | -10% | 158 |
| | 2023 | 24 | 19 | 31 | 34 | 12 | 37 | 18 | 36 | 22 | 26 | 18 | 23 | 175 | ▼ | 300 |
| Criminal | 2024 | 137 | 111 | 103 | 87 | 85 | 96 | 99 | - | - | - | - | - | 718 | 2% | 718 |
| | 2023 | 93 | 76 | 97 | 172 | 120 | 82 | 64 | 89 | 77 | 216 | 91 | 84 | 704 | ▲ | 1,261 |
| Concealed Handgun Permits | 2024 | 66 | 66 | 64 | 61 | 48 | 29 | 38 | - | - | - | - | - | 372 | -23% | 372 |
| | 2023 | 98 | 82 | 80 | 52 | 47 | 61 | 60 | 63 | 43 | 73 | 50 | 61 | 480 | ▼ | 770 |
| Miscellaneous/ Other | 2024 | 27 | 37 | 45 | 26 | 32 | 29 | 42 | - | - | - | - | - | 238 | -6% | 238 |
| | 2023 | 34 | 45 | 39 | 31 | 22 | 43 | 39 | 37 | 14 | 23 | 12 | 12 | 253 | ▼ | 351 |
| Others | 2024 | - | - | - | - | - | - | 1 | - | - | - | - | - | 1 | 1 | 1 |
| | 2023 | - | - | - | - | - | - | - | 1 | 1 | 1 | - | - | 0 | ↔ | 3 |

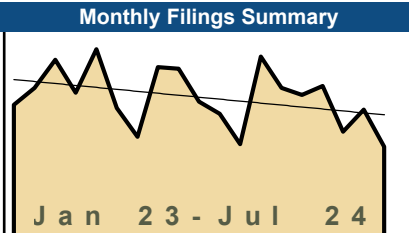
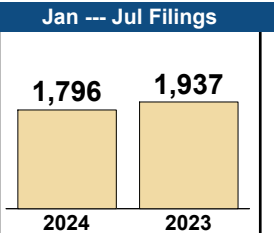
| Filings by Case Category | | | | | | | | | | | | | | | | |
|--|------|-----|-----|-----|-----|-----|-----|-----|-----|-----|-----|-----|-----|----------|----------|-------|
| Case Categories | | Jan | Feb | Mar | Apr | May | Jun | Jul | Aug | Sep | Oct | Nov | Dec | Thru Jul | % Change | Total |
| Administrative Law | 2024 | - | - | - | - | 1 | - | - | - | - | - | - | - | 1 | -50% | 1 |
| | 2023 | - | - | 2 | - | - | - | - | - | 1 | - | - | - | 2 | ▼ | 3 |
| Contested Divorce | 2024 | 2 | 2 | 4 | 2 | 4 | 2 | 1 | - | - | - | - | - | 17 | -23% | 17 |
| | 2023 | 4 | 2 | 5 | 3 | 1 | 6 | 1 | 3 | 3 | 2 | 1 | 3 | 22 | ▼ | 34 |
| Domestic and Family - Level 1 | 2024 | 1 | 3 | 4 | 1 | 10 | 1 | 5 | - | - | - | - | - | 25 | 213% | 25 |
| | 2023 | 3 | - | - | 2 | - | 2 | 1 | 1 | 1 | 4 | 4 | 1 | 8 | ▲ | 19 |
| Domestic and Family - Level 2 | 2024 | 1 | - | 3 | - | 1 | 1 | - | - | - | - | - | - | 6 | -25% | 6 |
| | 2023 | 1 | 3 | - | - | - | 3 | 1 | 2 | - | 1 | 2 | - | 8 | ▼ | 13 |
| Felonies and Related Matters | 2024 | 92 | 68 | 75 | 55 | 61 | 70 | 81 | - | - | - | - | - | 502 | 8% | 502 |
| | 2023 | 42 | 47 | 70 | 143 | 77 | 46 | 38 | 58 | 43 | 104 | 57 | 60 | 463 | ▲ | 785 |
| General Civil - Level 1 | 2024 | - | 2 | - | 1 | 1 | 1 | - | - | - | - | - | - | 5 | 150% | 5 |
| | 2023 | - | 1 | - | - | - | 1 | - | - | - | - | - | - | 2 | ▲ | 2 |
| General Civil - Level 2 | 2024 | 6 | 4 | 1 | 3 | 3 | 3 | - | - | - | - | - | - | 20 | -31% | 20 |
| | 2023 | 5 | 1 | 4 | 7 | 3 | 5 | 4 | 4 | 4 | 2 | 2 | 3 | 29 | ▼ | 44 |
| General Civil - Level 3 | 2024 | - | 2 | 8 | 11 | 6 | 8 | 5 | - | - | - | - | - | 40 | -13% | 40 |
| | 2023 | 5 | 3 | 7 | 19 | 4 | 3 | 5 | 6 | 2 | 6 | 2 | 4 | 46 | ▼ | 66 |
| Miscellaneous Civil | 2024 | 73 | 85 | 88 | 73 | 54 | 42 | 57 | - | - | - | - | - | 472 | -17% | 472 |
| | 2023 | 112 | 97 | 94 | 61 | 56 | 77 | 71 | 75 | 55 | 95 | 61 | 72 | 568 | ▼ | 926 |
| Misdemeanor | 2024 | 45 | 35 | 21 | 28 | 24 | 26 | 18 | - | - | - | - | - | 197 | -2% | 197 |
| | 2023 | 40 | 29 | 29 | 19 | 38 | 28 | 18 | 21 | 20 | 102 | 22 | 24 | 201 | ▼ | 390 |
| Other | 2024 | 15 | 17 | 20 | 13 | 21 | 16 | 22 | - | - | - | - | - | 124 | -24% | 124 |
| | 2023 | 20 | 30 | 26 | 20 | 13 | 30 | 24 | 34 | 1 | 2 | - | - | 163 | ▼ | 200 |
| Other Criminally Related Matters | 2024 | 1 | 8 | 7 | 4 | - | 1 | - | - | - | - | - | - | 21 | -53% | 21 |
| | 2023 | 11 | 1 | 2 | 10 | 5 | 8 | 8 | 10 | 14 | 10 | 12 | 1 | 45 | ▼ | 92 |
| Probates/Wills & Trusts - Level 1 | 2024 | - | - | - | - | 1 | - | 1 | - | - | - | - | - | 2 | 100% | 2 |
| | 2023 | - | - | - | - | - | 1 | - | 1 | - | - | - | - | 1 | ▲ | 2 |
| Probates/Wills & Trusts - Level 2 | 2024 | - | - | 2 | - | 4 | 1 | - | - | - | - | - | - | 7 | -22% | 7 |
| | 2023 | - | - | 1 | - | 1 | 5 | 2 | 3 | 7 | 1 | 2 | 3 | 9 | ▼ | 25 |
| Protective Orders | 2024 | - | - | - | - | - | - | 2 | - | - | - | - | - | 2 | 2 | 2 |
| | 2023 | - | - | - | - | - | - | - | - | - | - | - | - | 0 | ↔ | 0 |
| Uncontested Divorce | 2024 | 9 | 6 | 4 | 6 | 6 | 1 | 14 | - | - | - | - | - | 46 | 2% | 46 |
| | 2023 | 6 | 8 | 7 | 5 | 3 | 8 | 8 | 8 | 6 | 10 | 6 | 9 | 45 | ▲ | 84 |

This report reflects data in the case management system. Numbers will update accordingly as reports are refreshed and posted.

| Dashboard | | Monthly Filings Summary | | Jan --- Jul Filings | |
|---|--|-------------------------|--|-----------------------------|--|
| <p>Court: Lunenburg Circuit Start/End Date: Jan-23 / Jul-24 2023 Average Month: 51 Jan-Jul 2023: 354 Filings Trending: ▼</p> | <p>Circuit/Court ID: 10 210111 Type of Case: Filings 2024 Average Month: 48 Jan-Jul 2024 : 333 Overall AVG. Month: 49</p> | <p>Jan 23 - Jul 24</p> | | <p>2024: 333, 2023: 354</p> | |

| Filings by Division | | | | | | | | | | | | | | | | |
|----------------------------------|------|-----|-----|-----|-----|-----|-----|-----|-----|-----|-----|-----|-----|----------|----------|-------|
| Divisions | | Jan | Feb | Mar | Apr | May | Jun | Jul | Aug | Sep | Oct | Nov | Dec | Thru Jul | % Change | Total |
| Total | 2024 | 38 | 45 | 59 | 40 | 64 | 38 | 49 | - | - | - | - | - | 333 | -6% | 333 |
| | 2023 | 52 | 58 | 56 | 56 | 53 | 40 | 39 | 59 | 26 | 72 | 56 | 39 | 354 | ▼ | 606 |
| Civil | 2024 | 3 | 8 | 10 | 5 | 9 | 1 | 1 | - | - | - | - | - | 37 | 68% | 37 |
| | 2023 | 2 | 7 | - | 2 | 5 | 5 | 1 | 1 | 3 | 2 | 2 | 2 | 22 | ▲ | 32 |
| Criminal | 2024 | 15 | 9 | 16 | 9 | 28 | 14 | 23 | - | - | - | - | - | 114 | 7% | 114 |
| | 2023 | 6 | 20 | 5 | 33 | 16 | 17 | 10 | 21 | 6 | 37 | 26 | 4 | 107 | ▲ | 201 |
| Concealed Handgun Permits | 2024 | 13 | 24 | 24 | 21 | 24 | 17 | 19 | - | - | - | - | - | 142 | -7% | 142 |
| | 2023 | 28 | 23 | 35 | 13 | 24 | 13 | 17 | 25 | 11 | 26 | 18 | 16 | 153 | ▼ | 249 |
| Miscellaneous/ Other | 2024 | 7 | 4 | 9 | 4 | 3 | 6 | 6 | - | - | - | - | - | 39 | -46% | 39 |
| | 2023 | 16 | 8 | 16 | 8 | 8 | 5 | 11 | 12 | 6 | 7 | 10 | 17 | 72 | ▼ | 124 |
| Others | 2024 | - | - | - | 1 | - | - | - | - | - | - | - | - | 1 | 1 | 1 |
| | 2023 | - | - | - | - | - | - | - | - | - | - | - | - | 0 | ↔ | 0 |

| Filings by Case Category | | | | | | | | | | | | | | | | |
|--|------|-----|-----|-----|-----|-----|-----|-----|-----|-----|-----|-----|-----|----------|----------|-------|
| Case Categories | | Jan | Feb | Mar | Apr | May | Jun | Jul | Aug | Sep | Oct | Nov | Dec | Thru Jul | % Change | Total |
| Contested Divorce | 2024 | - | - | 1 | - | 4 | - | 1 | - | - | - | - | - | 6 | 50% | 6 |
| | 2023 | 1 | 1 | - | 1 | - | 1 | - | - | - | - | - | 1 | 4 | ▲ | 5 |
| Domestic and Family - Level 1 | 2024 | - | 1 | 2 | - | - | - | - | - | - | - | - | - | 3 | 50% | 3 |
| | 2023 | - | 2 | - | - | - | - | - | - | - | - | - | - | 2 | ▲ | 2 |
| Domestic and Family - Level 2 | 2024 | - | - | - | - | - | 1 | - | - | - | - | - | - | 1 | 1 | 1 |
| | 2023 | - | - | - | - | - | - | - | - | - | - | - | - | 0 | ↔ | 0 |
| Felonies and Related Matters | 2024 | 14 | 7 | 13 | 8 | 18 | 9 | 18 | - | - | - | - | - | 87 | 23% | 87 |
| | 2023 | 3 | 8 | 3 | 22 | 14 | 15 | 6 | 17 | 4 | 31 | 17 | 4 | 71 | ▲ | 144 |
| General Civil - Level 1 | 2024 | - | - | - | - | - | - | - | - | - | - | - | - | 0 | -100% | 0 |
| | 2023 | - | - | - | 1 | - | - | - | - | - | - | - | - | 1 | ▼ | 1 |
| General Civil - Level 2 | 2024 | 3 | 2 | 3 | 2 | - | 3 | 4 | - | - | - | - | - | 17 | -41% | 17 |
| | 2023 | 10 | 2 | 5 | 3 | 1 | 1 | 7 | 1 | 1 | 1 | - | 3 | 29 | ▼ | 35 |
| General Civil - Level 3 | 2024 | - | 5 | - | 1 | 3 | 1 | 1 | - | - | - | - | - | 11 | -21% | 11 |
| | 2023 | 5 | 2 | 2 | 1 | 2 | 2 | 2 | 4 | 3 | - | 1 | 1 | 14 | ▼ | 23 |
| Miscellaneous Civil | 2024 | 18 | 26 | 33 | 23 | 25 | 19 | 20 | - | - | - | - | - | 164 | -10% | 164 |
| | 2023 | 29 | 28 | 44 | 16 | 29 | 17 | 19 | 28 | 13 | 32 | 27 | 30 | 182 | ▼ | 312 |
| Misdemeanor | 2024 | 1 | 2 | 3 | - | 2 | 2 | 3 | - | - | - | - | - | 13 | -59% | 13 |
| | 2023 | 2 | 12 | 2 | 11 | 2 | 2 | 1 | 3 | 1 | 6 | 5 | - | 32 | ▼ | 47 |
| Other | 2024 | - | - | - | 1 | - | - | - | - | - | - | - | - | 1 | -50% | 1 |
| | 2023 | - | - | - | - | 1 | 1 | - | 4 | 1 | - | 1 | - | 2 | ▼ | 8 |
| Other Criminally Related Matters | 2024 | - | - | - | 1 | 8 | 3 | 2 | - | - | - | - | - | 14 | 250% | 14 |
| | 2023 | 1 | - | - | - | - | - | - | 3 | 1 | 1 | - | 4 | 4 | ▲ | 10 |
| Probates/Wills & Trusts - Level 2 | 2024 | - | - | - | - | - | - | - | - | - | - | - | - | 0 | -100% | 0 |
| | 2023 | - | 1 | - | - | - | - | - | - | 2 | 1 | - | - | 1 | ▼ | 4 |
| Protective Orders | 2024 | - | - | 1 | - | - | - | - | - | - | - | - | - | 1 | 1 | 1 |
| | 2023 | - | - | - | - | - | - | - | - | - | - | - | - | 0 | ↔ | 0 |
| Uncontested Divorce | 2024 | 2 | 2 | 3 | 4 | 4 | - | - | - | - | - | - | - | 15 | 25% | 15 |
| | 2023 | 1 | 2 | - | 1 | 4 | 3 | 1 | 1 | - | 1 | 1 | - | 12 | ▲ | 15 |

| Dashboard | Monthly Filings Summary | Jan --- Jul Filings |
|--|--|---|
| <p>Court: Mecklenburg Circuit Start/End Date: Jan-23 / Jul-24 2023 Average Month: 271 Jan-Jul 2023: 1,937 Filings Trending: ▼</p> | <p>Circuit/Court ID: 10 210117 Type of Case: Filings 2024 Average Month: 257 Jan-Jul 2024 : 1,796 Overall AVG. Month: 265</p> |  <p style="text-align: center;">Jan 23 - Jul 24</p> |
|  | | |

| Filings by Division | | | | | | | | | | | | | | | | |
|----------------------------------|------|-----|-----|-----|-----|-----|-----|-----|-----|-----|-----|-----|-----|----------|----------|-------|
| Divisions | | Jan | Feb | Mar | Apr | May | Jun | Jul | Aug | Sep | Oct | Nov | Dec | Thru Jul | % Change | Total |
| Total | 2024 | 343 | 283 | 270 | 287 | 200 | 242 | 171 | - | - | - | - | - | 1,796 | -7% | 1,796 |
| | 2023 | 251 | 283 | 337 | 274 | 357 | 245 | 190 | 323 | 320 | 257 | 234 | 176 | 1,937 | ▼ | 3,247 |
| Civil | 2024 | 40 | 45 | 36 | 36 | 37 | 47 | 27 | - | - | - | - | - | 268 | -21% | 268 |
| | 2023 | 33 | 52 | 79 | 50 | 51 | 47 | 29 | 36 | 98 | 41 | 44 | 34 | 341 | ▼ | 594 |
| Criminal | 2024 | 186 | 128 | 132 | 163 | 73 | 134 | 65 | - | - | - | - | - | 881 | 9% | 881 |
| | 2023 | 81 | 116 | 116 | 98 | 194 | 112 | 94 | 202 | 122 | 116 | 111 | 87 | 811 | ▲ | 1,449 |
| Concealed Handgun Permits | 2024 | 76 | 62 | 62 | 52 | 57 | 40 | 50 | - | - | - | - | - | 399 | -21% | 399 |
| | 2023 | 94 | 72 | 83 | 85 | 74 | 55 | 42 | 53 | 56 | 54 | 53 | 30 | 505 | ▼ | 751 |
| Miscellaneous/Other | 2024 | 40 | 47 | 37 | 36 | 32 | 20 | 25 | - | - | - | - | - | 237 | -14% | 237 |
| | 2023 | 42 | 42 | 59 | 41 | 38 | 30 | 24 | 32 | 44 | 46 | 25 | 25 | 276 | ▼ | 448 |
| Others | 2024 | 1 | 1 | 3 | - | 1 | 1 | 4 | - | - | - | - | - | 11 | 175% | 11 |
| | 2023 | 1 | 1 | - | - | - | 1 | 1 | - | - | - | 1 | - | 4 | ▲ | 5 |

| Filings by Case Category | | | | | | | | | | | | | | | | |
|--|------|-----|-----|-----|-----|-----|-----|-----|-----|-----|-----|-----|-----|----------|----------|-------|
| Case Categories | | Jan | Feb | Mar | Apr | May | Jun | Jul | Aug | Sep | Oct | Nov | Dec | Thru Jul | % Change | Total |
| Administrative Law | 2024 | - | - | - | - | - | - | - | - | - | - | - | - | 0 | -100% | 0 |
| | 2023 | - | - | - | - | - | 1 | - | - | - | - | - | - | 1 | ▼ | 1 |
| Capital Murder | 2024 | - | - | - | - | - | 3 | - | - | - | - | - | - | 3 | 3 | 3 |
| | 2023 | - | - | - | - | - | - | - | 2 | - | - | - | - | 0 | ↔ | 2 |
| Contested Divorce | 2024 | 7 | 11 | 13 | 8 | 9 | 11 | 4 | - | - | - | - | - | 63 | -19% | 63 |
| | 2023 | 4 | 11 | 28 | 10 | 13 | 3 | 9 | 5 | 13 | 5 | 6 | 6 | 78 | ▼ | 113 |
| Domestic and Family - Level 1 | 2024 | 4 | 2 | 2 | 2 | - | 3 | 2 | - | - | - | - | - | 15 | -69% | 15 |
| | 2023 | 3 | 9 | 10 | 5 | 5 | 12 | 4 | 5 | 8 | 2 | 6 | 1 | 48 | ▼ | 70 |
| Domestic and Family - Level 2 | 2024 | 1 | 1 | - | 2 | 1 | 1 | - | - | - | - | - | - | 6 | 20% | 6 |
| | 2023 | - | - | - | - | 2 | 3 | - | 1 | 3 | 1 | - | 2 | 5 | ▲ | 12 |
| Felonies and Related Matters | 2024 | 157 | 81 | 68 | 121 | 51 | 82 | 29 | - | - | - | - | - | 589 | -2% | 589 |
| | 2023 | 60 | 94 | 84 | 57 | 165 | 69 | 70 | 132 | 81 | 89 | 69 | 29 | 599 | ▼ | 999 |
| General Civil - Level 1 | 2024 | - | - | - | - | - | 1 | - | - | - | - | - | - | 1 | -50% | 1 |
| | 2023 | - | - | 1 | - | - | - | 1 | - | - | - | 1 | - | 2 | ▼ | 3 |
| General Civil - Level 2 | 2024 | 6 | 2 | 3 | 5 | 9 | 9 | 2 | - | - | - | - | - | 36 | 71% | 36 |
| | 2023 | 2 | 3 | 4 | 2 | 3 | 2 | 5 | 3 | 10 | 9 | 4 | 6 | 21 | ▲ | 53 |
| General Civil - Level 3 | 2024 | - | 3 | 2 | 3 | - | - | 4 | - | - | - | - | - | 12 | -37% | 12 |
| | 2023 | 2 | 2 | 5 | 2 | 3 | 3 | 2 | 3 | 46 | 2 | 6 | 5 | 19 | ▼ | 81 |
| Miscellaneous Civil | 2024 | 85 | 83 | 72 | 64 | 68 | 50 | 60 | - | - | - | - | - | 482 | -19% | 482 |
| | 2023 | 103 | 85 | 100 | 107 | 84 | 67 | 47 | 65 | 78 | 74 | 62 | 43 | 593 | ▼ | 915 |
| Misdemeanor | 2024 | 23 | 32 | 60 | 36 | 11 | 44 | 26 | - | - | - | - | - | 232 | 42% | 232 |
| | 2023 | 20 | 22 | 24 | 18 | 24 | 35 | 20 | 60 | 37 | 26 | 37 | 51 | 163 | ▲ | 374 |
| Other | 2024 | 31 | 25 | 29 | 21 | 21 | 13 | 17 | - | - | - | - | - | 157 | -14% | 157 |
| | 2023 | 35 | 29 | 40 | 18 | 27 | 17 | 16 | 19 | 23 | 24 | 16 | 10 | 182 | ▼ | 274 |
| Other Criminally Related Matters | 2024 | 6 | 15 | 4 | 6 | 11 | 5 | 12 | - | - | - | - | - | 59 | 13% | 59 |
| | 2023 | 1 | 2 | 8 | 23 | 6 | 8 | 4 | 8 | 4 | 1 | 5 | 7 | 52 | ▲ | 77 |
| Probates/Wills & Trusts - Level 1 | 2024 | - | - | 1 | 1 | 1 | - | - | - | - | - | - | - | 3 | -63% | 3 |
| | 2023 | - | 3 | - | 1 | 2 | 1 | 1 | - | - | - | - | - | 8 | ▼ | 8 |
| Probates/Wills & Trusts - Level 2 | 2024 | 2 | 1 | - | 2 | - | 1 | - | - | - | - | - | - | 6 | -14% | 6 |
| | 2023 | 2 | 2 | 2 | 1 | - | - | - | - | 1 | 3 | - | - | 7 | ▼ | 11 |
| Protective Orders | 2024 | - | - | - | - | - | - | - | - | - | - | - | - | 0 | -100% | 0 |
| | 2023 | - | - | 1 | - | - | - | - | - | - | - | - | - | 1 | ▼ | 1 |
| Uncontested Divorce | 2024 | 21 | 27 | 16 | 16 | 18 | 19 | 15 | - | - | - | - | - | 132 | -16% | 132 |
| | 2023 | 19 | 21 | 30 | 30 | 23 | 24 | 11 | 20 | 16 | 21 | 22 | 16 | 158 | ▼ | 253 |

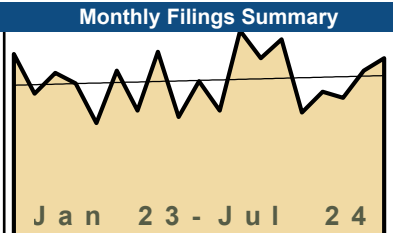
This report reflects data in the case management system. Numbers will update accordingly as reports are refreshed and posted.

| Dashboard | Monthly Filings Summary | Jan --- Jul Filings | | | | |
|---|-------------------------|---|-----|-----|------|------|
| <p>Court: Prince Edward Circuit Start/End Date: Jan-23 / Jul-24 2023 Average Month: 114 Jan-Jul 2023: 804 Filings Trending: ↔</p> <p>Circuit/Court ID: 10 210147 Type of Case: Filings 2024 Average Month: 116 Jan-Jul 2024 : 813 Overall AVG. Month: 115</p> | | <table border="1" style="margin: auto;"> <tr> <td style="width: 50px; height: 50px; background-color: #f0e68c; text-align: center; font-weight: bold;">813</td> <td style="width: 50px; height: 50px; background-color: #f0e68c; text-align: center; font-weight: bold;">804</td> </tr> <tr> <td style="text-align: center; font-size: small;">2024</td> <td style="text-align: center; font-size: small;">2023</td> </tr> </table> | 813 | 804 | 2024 | 2023 |
| 813 | 804 | | | | | |
| 2024 | 2023 | | | | | |

| Filings by Division | | | | | | | | | | | | | | | | |
|----------------------------------|------|-----|-----|-----|-----|-----|-----|-----|-----|-----|-----|-----|-----|----------|----------|-------|
| Divisions | | Jan | Feb | Mar | Apr | May | Jun | Jul | Aug | Sep | Oct | Nov | Dec | Thru Jul | % Change | Total |
| Total | 2024 | 122 | 91 | 110 | 211 | 105 | 86 | 88 | - | - | - | - | - | 813 | 1% | 813 |
| | 2023 | 120 | 90 | 119 | 96 | 126 | 130 | 123 | 103 | 136 | 123 | 106 | 97 | 804 | ▲ | 1,369 |
| Civil | 2024 | 9 | 6 | 12 | 20 | 16 | 9 | 11 | - | - | - | - | - | 83 | 6% | 83 |
| | 2023 | 7 | 6 | 10 | 8 | 20 | 10 | 17 | 8 | 13 | 9 | 10 | 11 | 78 | ▲ | 129 |
| Criminal | 2024 | 63 | 28 | 55 | 146 | 48 | 47 | 41 | - | - | - | - | - | 428 | 27% | 428 |
| | 2023 | 37 | 30 | 47 | 33 | 51 | 74 | 65 | 39 | 83 | 68 | 51 | 46 | 337 | ▲ | 624 |
| Concealed Handgun Permits | 2024 | 26 | 33 | 20 | 15 | 24 | 21 | 19 | - | - | - | - | - | 158 | -22% | 158 |
| | 2023 | 42 | 38 | 34 | 31 | 23 | 18 | 17 | 34 | 25 | 29 | 26 | 28 | 203 | ▼ | 345 |
| Miscellaneous/Other | 2024 | 24 | 23 | 23 | 30 | 17 | 9 | 17 | - | - | - | - | - | 143 | -22% | 143 |
| | 2023 | 34 | 15 | 28 | 23 | 32 | 28 | 24 | 22 | 15 | 17 | 19 | 12 | 184 | ▼ | 269 |
| Others | 2024 | - | 1 | - | - | - | - | - | - | - | - | - | - | 1 | -50% | 1 |
| | 2023 | - | 1 | - | 1 | - | - | - | - | - | - | - | - | 2 | ▼ | 2 |

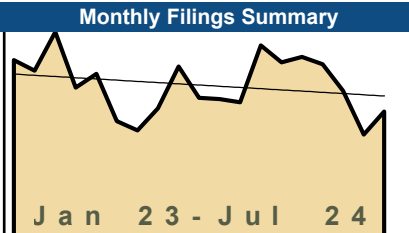
| Filings by Case Category | | | | | | | | | | | | | | | | |
|--|------|-----|-----|-----|-----|-----|-----|-----|-----|-----|-----|-----|-----|----------|----------|-------|
| Case Categories | | Jan | Feb | Mar | Apr | May | Jun | Jul | Aug | Sep | Oct | Nov | Dec | Thru Jul | % Change | Total |
| Administrative Law | 2024 | - | - | - | - | - | - | - | - | - | - | - | - | 0 | 0 | 0 |
| | 2023 | - | - | - | - | - | - | - | 1 | - | - | - | - | 0 | ↔ | 1 |
| Capital Murder | 2024 | - | - | - | - | - | - | - | - | - | - | - | - | 0 | -100% | 0 |
| | 2023 | - | - | 1 | - | - | - | - | 1 | - | - | - | - | 1 | ▼ | 2 |
| Contested Divorce | 2024 | 1 | 1 | 2 | 1 | 3 | - | 5 | - | - | - | - | - | 13 | 8% | 13 |
| | 2023 | 2 | - | 1 | 2 | 3 | - | 4 | 1 | 1 | 1 | - | 1 | 12 | ▲ | 16 |
| Domestic and Family - Level 1 | 2024 | - | - | 1 | 4 | - | - | - | - | - | - | - | - | 5 | -17% | 5 |
| | 2023 | - | - | 1 | - | 2 | 1 | 2 | 2 | 4 | 2 | 2 | - | 6 | ▼ | 16 |
| Domestic and Family - Level 2 | 2024 | - | 1 | 1 | - | 1 | - | - | - | - | - | - | - | 3 | 200% | 3 |
| | 2023 | - | - | 1 | - | - | - | - | 2 | - | - | - | - | 1 | ▲ | 4 |
| Felonies and Related Matters | 2024 | 61 | 8 | 44 | 129 | 38 | 31 | 32 | - | - | - | - | - | 343 | 47% | 343 |
| | 2023 | 27 | 19 | 33 | 18 | 41 | 51 | 44 | 22 | 66 | 48 | 42 | 37 | 233 | ▲ | 448 |
| General Civil - Level 1 | 2024 | - | 1 | - | - | - | - | - | - | - | - | - | - | 1 | 0% | 1 |
| | 2023 | - | 1 | - | - | - | - | - | - | - | - | - | - | 1 | ↔ | 1 |
| General Civil - Level 2 | 2024 | 2 | 2 | 5 | 4 | 5 | 5 | 1 | - | - | - | - | - | 24 | 60% | 24 |
| | 2023 | - | 1 | 3 | 1 | 4 | 2 | 4 | 1 | 1 | 4 | 2 | 4 | 15 | ▲ | 27 |
| General Civil - Level 3 | 2024 | - | 2 | 2 | 2 | 1 | 2 | - | - | - | - | - | - | 9 | 80% | 9 |
| | 2023 | - | 1 | 1 | - | 2 | - | 1 | 1 | 1 | - | 1 | 3 | 5 | ▲ | 11 |
| Miscellaneous Civil | 2024 | 36 | 42 | 36 | 29 | 29 | 28 | 27 | - | - | - | - | - | 227 | -18% | 227 |
| | 2023 | 46 | 43 | 47 | 44 | 38 | 31 | 27 | 42 | 32 | 39 | 33 | 30 | 276 | ▼ | 452 |
| Misdemeanor | 2024 | 3 | 18 | 8 | 17 | 9 | 14 | 9 | - | - | - | - | - | 78 | -14% | 78 |
| | 2023 | 10 | 11 | 13 | 13 | 8 | 18 | 18 | 10 | 16 | 12 | 9 | 9 | 91 | ▼ | 147 |
| Other | 2024 | 14 | 12 | 7 | 17 | 12 | 3 | 10 | - | - | - | - | - | 75 | -35% | 75 |
| | 2023 | 31 | 10 | 15 | 11 | 18 | 16 | 15 | 12 | 9 | 7 | 12 | 10 | 116 | ▼ | 166 |
| Other Criminally Related Matters | 2024 | - | 2 | 3 | 1 | 1 | 2 | - | - | - | - | - | - | 9 | -31% | 9 |
| | 2023 | - | - | - | 2 | 3 | 5 | 3 | 6 | 1 | 8 | - | - | 13 | ▼ | 28 |
| Probates/Wills & Trusts - Level 1 | 2024 | 1 | - | - | - | - | - | - | - | - | - | - | - | 1 | -50% | 1 |
| | 2023 | - | 1 | - | - | - | - | 1 | - | - | - | - | - | 2 | ▼ | 2 |
| Probates/Wills & Trusts - Level 2 | 2024 | 1 | - | 1 | 1 | 2 | - | 1 | - | - | - | - | - | 6 | 0% | 6 |
| | 2023 | 1 | 1 | 2 | 1 | - | 1 | - | - | 1 | - | 1 | - | 6 | ↔ | 8 |
| Protective Orders | 2024 | - | - | - | - | 1 | - | 2 | - | - | - | - | - | 3 | 3 | 3 |
| | 2023 | - | - | - | - | - | - | - | - | 2 | - | - | 2 | 0 | ↔ | 4 |
| Uncontested Divorce | 2024 | 3 | 2 | - | 6 | 3 | 1 | 1 | - | - | - | - | - | 16 | -38% | 16 |
| | 2023 | 3 | 2 | 1 | 4 | 7 | 5 | 4 | 2 | 2 | 2 | 2 | 2 | 26 | ▼ | 36 |

This report reflects data in the case management system. Numbers will update accordingly as reports are refreshed and posted.

| Dashboard | | Monthly Filings Summary | | Jan --- Jul Filings | | | | | |
|--|--|---|--|---|--|-----|-----|------|------|
| <p>Court: Amelia Circuit Start/End Date: Jan-23 / Jul-24 2023 Average Month: 73 Jan-Jul 2023: 499 Filings Trending: ▲</p> | <p>Circuit/Court ID: 11 211007 Type of Case: Filings 2024 Average Month: 77 Jan-Jul 2024 : 537 Overall AVG. Month: 74</p> |  <p>Jan 23 - Jul 24</p> | | <table border="1" style="margin: auto;"> <tr> <td style="text-align: center; font-weight: bold;">537</td> <td style="text-align: center; font-weight: bold;">499</td> </tr> <tr> <td style="text-align: center;">2024</td> <td style="text-align: center;">2023</td> </tr> </table> | | 537 | 499 | 2024 | 2023 |
| 537 | 499 | | | | | | | | |
| 2024 | 2023 | | | | | | | | |

| Filings by Division | | | | | | | | | | | | | | | | |
|----------------------------------|------|-----|-----|-----|-----|-----|-----|-----|-----|-----|-----|-----|-----|----------|----------|-------|
| Divisions | | Jan | Feb | Mar | Apr | May | Jun | Jul | Aug | Sep | Oct | Nov | Dec | Thru Jul | % Change | Total |
| Total | 2024 | 85 | 94 | 59 | 69 | 66 | 79 | 85 | - | - | - | - | - | 537 | 8% | 537 |
| | 2023 | 87 | 68 | 78 | 73 | 54 | 79 | 60 | 88 | 57 | 74 | 60 | 98 | 499 | ▲ | 876 |
| Civil | 2024 | 6 | 10 | 9 | 8 | 13 | 9 | 4 | - | - | - | - | - | 59 | 34% | 59 |
| | 2023 | 5 | 5 | 6 | 8 | 8 | 6 | 6 | 7 | 7 | 6 | 6 | 5 | 44 | ▲ | 75 |
| Criminal | 2024 | 22 | 19 | 7 | 16 | 13 | 23 | 37 | - | - | - | - | - | 137 | -3% | 137 |
| | 2023 | 21 | 20 | 14 | 25 | 10 | 33 | 18 | 44 | 21 | 21 | 15 | 49 | 141 | ▼ | 291 |
| Concealed Handgun Permits | 2024 | 46 | 45 | 32 | 33 | 28 | 30 | 26 | - | - | - | - | - | 240 | -2% | 240 |
| | 2023 | 47 | 33 | 48 | 29 | 27 | 32 | 30 | 24 | 25 | 35 | 32 | 36 | 246 | ▼ | 398 |
| Miscellaneous/ Other | 2024 | 10 | 20 | 11 | 12 | 12 | 17 | 18 | - | - | - | - | - | 100 | 47% | 100 |
| | 2023 | 14 | 10 | 10 | 11 | 9 | 8 | 6 | 13 | 4 | 12 | 7 | 8 | 68 | ▲ | 112 |
| Others | 2024 | 1 | - | - | - | - | - | - | - | - | - | - | - | 1 | 1 | 1 |
| | 2023 | - | - | - | - | - | - | - | - | - | - | - | - | 0 | ↔ | 0 |

| Filings by Case Category | | | | | | | | | | | | | | | | |
|--|------|-----|-----|-----|-----|-----|-----|-----|-----|-----|-----|-----|-----|----------|----------|-------|
| Case Categories | | Jan | Feb | Mar | Apr | May | Jun | Jul | Aug | Sep | Oct | Nov | Dec | Thru Jul | % Change | Total |
| Contested Divorce | 2024 | 1 | 1 | 2 | 2 | 2 | - | 1 | - | - | - | - | - | 9 | 29% | 9 |
| | 2023 | - | - | 2 | 1 | - | 2 | 2 | 2 | - | 1 | 2 | - | 7 | ▲ | 12 |
| Domestic and Family - Level 1 | 2024 | - | 1 | 2 | 2 | 2 | - | - | - | - | - | - | - | 7 | 40% | 7 |
| | 2023 | - | 1 | - | 3 | - | 1 | - | - | 1 | - | 2 | - | 5 | ▲ | 8 |
| Domestic and Family - Level 2 | 2024 | - | - | - | - | - | 1 | - | - | - | - | - | - | 1 | 0% | 1 |
| | 2023 | - | - | 1 | - | - | - | - | - | - | - | - | - | 1 | ↔ | 1 |
| Felonies and Related Matters | 2024 | 18 | 13 | 3 | 12 | 9 | 18 | 11 | - | - | - | - | - | 84 | -17% | 84 |
| | 2023 | 10 | 14 | 10 | 20 | 5 | 29 | 13 | 16 | 11 | 17 | 7 | 35 | 101 | ▼ | 187 |
| General Civil - Level 1 | 2024 | 1 | - | - | - | - | - | - | - | - | - | - | - | 1 | 1 | 1 |
| | 2023 | - | - | - | - | - | - | - | - | - | - | - | - | 0 | ↔ | 0 |
| General Civil - Level 2 | 2024 | 2 | - | 2 | 2 | 2 | 3 | 3 | - | - | - | - | - | 14 | 0% | 14 |
| | 2023 | 1 | 1 | 2 | 4 | 1 | 2 | 3 | 1 | 3 | 3 | 1 | 2 | 14 | ↔ | 24 |
| General Civil - Level 3 | 2024 | 2 | 2 | 1 | - | 5 | 2 | 2 | - | - | - | - | - | 14 | 180% | 14 |
| | 2023 | 3 | - | - | 1 | - | - | 1 | 1 | 1 | 1 | - | 2 | 5 | ▲ | 10 |
| Miscellaneous Civil | 2024 | 50 | 56 | 39 | 39 | 37 | 35 | 37 | - | - | - | - | - | 293 | 3% | 293 |
| | 2023 | 56 | 38 | 52 | 32 | 35 | 36 | 36 | 31 | 28 | 42 | 34 | 41 | 285 | ▲ | 461 |
| Misdemeanor | 2024 | 4 | 6 | 2 | 4 | 3 | 5 | 26 | - | - | - | - | - | 50 | 28% | 50 |
| | 2023 | 10 | 4 | 4 | 4 | 10 | 4 | 3 | 26 | 10 | 4 | 7 | 13 | 39 | ▲ | 99 |
| Other | 2024 | 7 | 9 | 3 | 5 | 3 | 11 | 5 | - | - | - | - | - | 43 | 72% | 43 |
| | 2023 | 5 | 5 | 6 | 6 | - | 3 | - | 6 | 1 | 3 | 3 | 2 | 25 | ▲ | 40 |
| Other Criminally Related Matters | 2024 | - | 1 | 2 | - | 1 | 1 | - | - | - | - | - | - | 5 | -17% | 5 |
| | 2023 | 1 | 2 | - | 1 | - | - | 2 | 2 | - | - | 1 | 1 | 6 | ▼ | 10 |
| Probates/Wills & Trusts - Level 1 | 2024 | - | - | - | - | - | - | - | - | - | - | - | - | 0 | 0 | 0 |
| | 2023 | - | - | - | - | - | - | - | 1 | - | - | - | - | 0 | ↔ | 1 |
| Probates/Wills & Trusts - Level 2 | 2024 | - | - | 1 | 1 | - | - | - | - | - | - | - | - | 2 | 100% | 2 |
| | 2023 | - | 1 | - | - | - | - | - | - | - | 1 | 1 | 1 | 1 | ▲ | 4 |
| Uncontested Divorce | 2024 | - | 5 | 2 | 2 | 2 | 3 | - | - | - | - | - | - | 14 | 40% | 14 |
| | 2023 | 1 | 2 | 1 | 1 | 3 | 2 | - | 2 | 2 | 2 | 2 | 1 | 10 | ▲ | 19 |

| Dashboard | Monthly Filings Summary | Jan --- Jul Filings | | | | |
|--|--|---|--------------|--------------|------|------|
| <p>Court: Dinwiddie Circuit Start/End Date: Jan-23 / Jul-24 2023 Average Month: 142 Jan-Jul 2023: 1,029 Filings Trending: ↔</p> | <p>Circuit/Court ID: 11 211053 Type of Case: Filings 2024 Average Month: 148 Jan-Jul 2024 : 1,038 Overall AVG. Month: 144</p> |  <p style="text-align: center;">Jan 23 - Jul 24</p> | | | | |
| | | <table border="1" style="margin: auto;"> <tr> <td style="width:50%; text-align: center;">1,038</td> <td style="width:50%; text-align: center;">1,029</td> </tr> <tr> <td style="width:50%; text-align: center;">2024</td> <td style="width:50%; text-align: center;">2023</td> </tr> </table> | 1,038 | 1,029 | 2024 | 2023 |
| 1,038 | 1,029 | | | | | |
| 2024 | 2023 | | | | | |

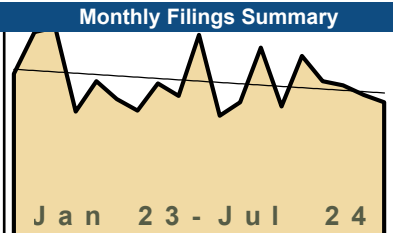
| Filings by Division | | | | | | | | | | | | | | | | |
|----------------------------------|------|-----|-----|-----|-----|-----|-----|-----|-----|-----|-----|-----|-----|----------|----------|-------|
| Divisions | | Jan | Feb | Mar | Apr | May | Jun | Jul | Aug | Sep | Oct | Nov | Dec | Thru Jul | % Change | Total |
| Total | 2024 | 182 | 166 | 171 | 164 | 139 | 97 | 119 | - | - | - | - | - | 1,038 | 1% | 1,038 |
| | 2023 | 168 | 158 | 195 | 142 | 155 | 110 | 101 | 122 | 162 | 132 | 131 | 128 | 1,029 | ▲ | 1,704 |
| Civil | 2024 | 18 | 24 | 17 | 21 | 17 | 14 | 15 | - | - | - | - | - | 126 | -5% | 126 |
| | 2023 | 22 | 17 | 19 | 19 | 23 | 17 | 16 | 14 | 17 | 23 | 22 | 20 | 133 | ▼ | 229 |
| Criminal | 2024 | 85 | 65 | 59 | 65 | 51 | 36 | 42 | - | - | - | - | - | 403 | 31% | 403 |
| | 2023 | 35 | 45 | 61 | 57 | 60 | 36 | 14 | 47 | 77 | 42 | 36 | 54 | 308 | ▲ | 564 |
| Concealed Handgun Permits | 2024 | 63 | 67 | 71 | 56 | 45 | 40 | 53 | - | - | - | - | - | 395 | -17% | 395 |
| | 2023 | 94 | 82 | 92 | 54 | 60 | 40 | 52 | 46 | 54 | 49 | 62 | 44 | 474 | ▼ | 729 |
| Miscellaneous/Other | 2024 | 16 | 10 | 21 | 22 | 26 | 7 | 9 | - | - | - | - | - | 111 | -3% | 111 |
| | 2023 | 17 | 14 | 23 | 12 | 12 | 17 | 19 | 15 | 14 | 17 | 11 | 10 | 114 | ▼ | 181 |
| Others | 2024 | - | - | 3 | - | - | - | - | - | - | - | - | - | 3 | 3 | 3 |
| | 2023 | - | - | - | - | - | - | - | - | - | 1 | - | - | 0 | ↔ | 1 |

| Filings by Case Category | | | | | | | | | | | | | | | | |
|--|------|-----|-----|-----|-----|-----|-----|-----|-----|-----|-----|-----|-----|----------|----------|-------|
| Case Categories | | Jan | Feb | Mar | Apr | May | Jun | Jul | Aug | Sep | Oct | Nov | Dec | Thru Jul | % Change | Total |
| Administrative Law | 2024 | - | - | 1 | - | 1 | - | - | - | - | - | - | - | 2 | 2 | 2 |
| | 2023 | - | - | - | - | - | - | - | - | - | - | - | - | 0 | ↔ | 0 |
| Capital Murder | 2024 | - | 1 | - | - | - | - | - | - | - | - | - | - | 1 | 1 | 1 |
| | 2023 | - | - | - | - | - | - | - | - | - | - | - | - | 0 | ↔ | 0 |
| Contested Divorce | 2024 | 1 | 2 | 1 | 3 | 1 | 2 | 1 | - | - | - | - | - | 11 | 22% | 11 |
| | 2023 | 2 | - | 1 | 1 | 2 | - | 3 | - | 1 | 3 | 2 | 3 | 9 | ▲ | 18 |
| Domestic and Family - Level 1 | 2024 | 3 | 5 | 3 | 1 | 3 | - | 2 | - | - | - | - | - | 17 | 31% | 17 |
| | 2023 | 4 | 1 | 1 | 1 | 3 | 2 | 1 | - | - | 3 | 2 | 5 | 13 | ▲ | 23 |
| Domestic and Family - Level 2 | 2024 | - | 2 | 2 | 2 | 5 | - | - | - | - | - | - | - | 11 | -39% | 11 |
| | 2023 | 1 | 2 | 3 | 2 | 6 | 2 | 2 | 1 | - | 4 | 5 | 1 | 18 | ▼ | 29 |
| Felonies and Related Matters | 2024 | 45 | 45 | 28 | 49 | 22 | 22 | 22 | - | - | - | - | - | 233 | 40% | 233 |
| | 2023 | 15 | 24 | 40 | 33 | 33 | 13 | 9 | 21 | 40 | 23 | 11 | 30 | 167 | ▲ | 292 |
| General Civil - Level 1 | 2024 | - | 1 | - | - | - | - | - | - | - | - | - | - | 1 | -50% | 1 |
| | 2023 | - | - | - | 1 | - | - | 1 | - | - | - | - | - | 2 | ▼ | 2 |
| General Civil - Level 2 | 2024 | 5 | 1 | 3 | 5 | 6 | 3 | 4 | - | - | - | - | - | 27 | -4% | 27 |
| | 2023 | 2 | 3 | 7 | 4 | 4 | 3 | 5 | 2 | 4 | 7 | 3 | 3 | 28 | ▼ | 47 |
| General Civil - Level 3 | 2024 | 6 | 4 | 1 | 3 | 1 | 2 | 1 | - | - | - | - | - | 18 | 0% | 18 |
| | 2023 | 3 | 2 | 2 | 5 | 2 | 3 | 1 | 1 | 3 | 2 | 3 | 6 | 18 | ↔ | 33 |
| Miscellaneous Civil | 2024 | 78 | 76 | 92 | 76 | 67 | 48 | 60 | - | - | - | - | - | 497 | -15% | 497 |
| | 2023 | 112 | 97 | 116 | 64 | 73 | 57 | 68 | 63 | 68 | 65 | 74 | 54 | 587 | ▼ | 911 |
| Misdemeanor | 2024 | 28 | 17 | 24 | 14 | 24 | 11 | 16 | - | - | - | - | - | 134 | 26% | 134 |
| | 2023 | 14 | 15 | 16 | 21 | 21 | 17 | 2 | 23 | 30 | 16 | 20 | 18 | 106 | ▲ | 213 |
| Other | 2024 | - | 1 | 5 | - | 1 | - | - | - | - | - | - | - | 7 | 40% | 7 |
| | 2023 | - | 1 | - | 3 | - | 1 | - | 1 | - | 1 | 1 | - | 5 | ▲ | 8 |
| Other Criminally Related Matters | 2024 | 12 | 2 | 7 | 3 | 5 | 3 | 5 | - | - | - | - | - | 37 | 3% | 37 |
| | 2023 | 7 | 6 | 5 | 3 | 6 | 6 | 3 | 6 | 7 | 3 | 5 | 6 | 36 | ▲ | 63 |
| Probates/Wills & Trusts - Level 1 | 2024 | - | - | - | - | - | - | 1 | - | - | - | - | - | 1 | -50% | 1 |
| | 2023 | - | 1 | - | - | 1 | - | - | - | - | - | - | - | 2 | ▼ | 2 |
| Probates/Wills & Trusts - Level 2 | 2024 | 1 | 1 | 2 | 1 | 1 | 2 | 3 | - | - | - | - | - | 11 | 38% | 11 |
| | 2023 | 2 | 1 | - | 2 | - | 2 | 1 | - | 1 | - | - | - | 8 | ▲ | 9 |
| Uncontested Divorce | 2024 | 3 | 8 | 2 | 7 | 2 | 4 | 4 | - | - | - | - | - | 30 | 0% | 30 |
| | 2023 | 6 | 5 | 4 | 2 | 4 | 4 | 5 | 4 | 8 | 5 | 5 | 2 | 30 | ↔ | 54 |

| Dashboard | Monthly Filings Summary | Jan --- Jul Filings | | | | |
|--|-------------------------|---|-----|-----|------|------|
| <p>Court: Nottoway Circuit Start/End Date: Jan-23 / Jul-24 2023 Average Month: 95 Jan-Jul 2023: 658 Filings Trending: ▲</p> <p>Circuit/Court ID: 11 211135 Type of Case: Filings 2024 Average Month:111 Jan-Jul 2024 : 775 Overall AVG. Month: 101</p> | <p>Jan 23 - Jul 24</p> | <table border="1" style="margin: auto;"> <tr> <td style="text-align: center;">775</td> <td style="text-align: center;">658</td> </tr> <tr> <td style="text-align: center;">2024</td> <td style="text-align: center;">2023</td> </tr> </table> | 775 | 658 | 2024 | 2023 |
| 775 | 658 | | | | | |
| 2024 | 2023 | | | | | |

| Filings by Division | | | | | | | | | | | | | | | | |
|----------------------------------|------|-----|-----|-----|-----|-----|-----|-----|-----|-----|-----|-----|-----|----------|----------|-------|
| Divisions | | Jan | Feb | Mar | Apr | May | Jun | Jul | Aug | Sep | Oct | Nov | Dec | Thru Jul | % Change | Total |
| Total | 2024 | 94 | 124 | 81 | 175 | 109 | 112 | 80 | - | - | - | - | - | 775 | 18% | 775 |
| | 2023 | 106 | 101 | 122 | 73 | 103 | 80 | 73 | 97 | 72 | 128 | 90 | 92 | 658 | ▲ | 1,137 |
| Civil | 2024 | 10 | 47 | 7 | 113 | 9 | 60 | 8 | - | - | - | - | - | 254 | 214% | 254 |
| | 2023 | 4 | 16 | 8 | 14 | 14 | 10 | 15 | 12 | 11 | 18 | 10 | 12 | 81 | ▲ | 144 |
| Criminal | 2024 | 45 | 30 | 31 | 27 | 65 | 21 | 38 | - | - | - | - | - | 257 | -1% | 257 |
| | 2023 | 46 | 39 | 44 | 27 | 56 | 27 | 20 | 40 | 23 | 69 | 38 | 34 | 259 | ▼ | 463 |
| Concealed Handgun Permits | 2024 | 23 | 31 | 28 | 25 | 24 | 14 | 18 | - | - | - | - | - | 163 | -24% | 163 |
| | 2023 | 45 | 25 | 51 | 20 | 24 | 31 | 19 | 29 | 20 | 23 | 25 | 32 | 215 | ▼ | 344 |
| Miscellaneous/Other | 2024 | 16 | 16 | 15 | 9 | 11 | 17 | 16 | - | - | - | - | - | 100 | -2% | 100 |
| | 2023 | 11 | 21 | 19 | 11 | 9 | 12 | 19 | 16 | 18 | 17 | 17 | 14 | 102 | ▼ | 184 |
| Others | 2024 | - | - | - | 1 | - | - | - | - | - | - | - | - | 1 | 0% | 1 |
| | 2023 | - | - | - | 1 | - | - | - | - | - | 1 | - | - | 1 | ↔ | 2 |

| Filings by Case Category | | | | | | | | | | | | | | | | |
|--|------|-----|-----|-----|-----|-----|-----|-----|-----|-----|-----|-----|-----|----------|----------|-------|
| Case Categories | | Jan | Feb | Mar | Apr | May | Jun | Jul | Aug | Sep | Oct | Nov | Dec | Thru Jul | % Change | Total |
| Administrative Law | 2024 | - | - | - | 2 | - | - | 1 | - | - | - | - | - | 3 | 50% | 3 |
| | 2023 | - | - | 1 | 1 | - | - | - | - | - | - | - | 1 | 2 | ▲ | 3 |
| Contested Divorce | 2024 | 1 | 1 | - | - | - | - | - | - | - | - | - | - | 2 | -71% | 2 |
| | 2023 | 1 | - | 2 | 1 | 1 | - | 2 | 2 | 2 | 1 | 1 | 1 | 7 | ▼ | 14 |
| Domestic and Family - Level 1 | 2024 | - | - | - | - | - | 1 | - | - | - | - | - | - | 1 | -91% | 1 |
| | 2023 | - | 6 | - | - | 4 | - | 1 | - | - | 6 | - | - | 11 | ▼ | 17 |
| Domestic and Family - Level 2 | 2024 | 2 | 37 | 3 | 104 | 1 | 52 | 2 | - | - | - | - | - | 201 | 1,727% | 201 |
| | 2023 | - | - | 2 | 3 | 2 | - | 4 | 1 | - | 1 | 4 | 3 | 11 | ▲ | 20 |
| Felonies and Related Matters | 2024 | 31 | 17 | 22 | 15 | 37 | 10 | 19 | - | - | - | - | - | 151 | -21% | 151 |
| | 2023 | 37 | 29 | 39 | 20 | 41 | 16 | 10 | 21 | 13 | 43 | 27 | 21 | 192 | ▼ | 317 |
| General Civil - Level 1 | 2024 | 1 | - | - | - | - | - | - | - | - | - | - | - | 1 | 0% | 1 |
| | 2023 | - | - | - | - | - | 1 | - | - | - | - | - | - | 1 | ↔ | 1 |
| General Civil - Level 2 | 2024 | 4 | 1 | - | 1 | - | 2 | 3 | - | - | - | - | - | 11 | 0% | 11 |
| | 2023 | 1 | 2 | - | 4 | - | 1 | 3 | 7 | 6 | 3 | 2 | 6 | 11 | ↔ | 35 |
| General Civil - Level 3 | 2024 | 5 | 4 | 2 | 3 | 4 | 3 | 2 | - | - | - | - | - | 23 | 10% | 23 |
| | 2023 | - | 2 | 2 | 4 | 4 | 6 | 3 | - | 3 | 5 | - | 3 | 21 | ▲ | 32 |
| Miscellaneous Civil | 2024 | 31 | 42 | 42 | 32 | 33 | 25 | 27 | - | - | - | - | - | 232 | -17% | 232 |
| | 2023 | 51 | 41 | 61 | 27 | 31 | 35 | 32 | 39 | 29 | 30 | 34 | 38 | 278 | ▼ | 448 |
| Misdemeanor | 2024 | 12 | 11 | 9 | 6 | 25 | 9 | 19 | - | - | - | - | - | 91 | 86% | 91 |
| | 2023 | 7 | 10 | 4 | 4 | 8 | 6 | 10 | 10 | 7 | 22 | 10 | 13 | 49 | ▲ | 111 |
| Other | 2024 | 4 | 5 | 1 | 3 | 2 | 4 | 5 | - | - | - | - | - | 24 | -33% | 24 |
| | 2023 | 5 | 5 | 9 | 4 | 2 | 6 | 5 | 4 | 9 | 10 | 8 | 5 | 36 | ▼ | 72 |
| Other Criminally Related Matters | 2024 | 2 | 2 | - | 6 | 3 | 2 | - | - | - | - | - | - | 15 | -21% | 15 |
| | 2023 | 2 | - | 1 | 3 | 8 | 5 | - | 9 | 3 | 4 | 1 | - | 19 | ▼ | 36 |
| Probates/Wills & Trusts - Level 1 | 2024 | - | - | - | 1 | - | - | - | - | - | - | - | - | 1 | 0% | 1 |
| | 2023 | 1 | - | - | - | - | - | - | - | - | - | - | 1 | 1 | ↔ | 2 |
| Probates/Wills & Trusts - Level 2 | 2024 | - | 1 | - | - | 1 | 2 | 1 | - | - | - | - | - | 5 | 25% | 5 |
| | 2023 | - | - | 1 | - | 1 | - | 2 | 2 | - | 2 | - | - | 4 | ▲ | 8 |
| Uncontested Divorce | 2024 | 1 | 3 | 2 | 2 | 3 | 2 | 1 | - | - | - | - | - | 14 | -7% | 14 |
| | 2023 | 1 | 6 | - | 2 | 1 | 4 | 1 | 2 | - | 1 | 2 | 1 | 15 | ▼ | 21 |

| Dashboard | | Monthly Filings Summary | | Jan --- Jul Filings | | | | | |
|---|--|--|--|--|--|--------------|--------------|------|------|
| <p>Court: Powhatan Circuit Start/End Date: Jan-23 / Jul-24 2023 Average Month: 149 Jan-Jul 2023: 1,067 Filings Trending: ▼</p> | <p>Circuit/Court ID: 11 211145 Type of Case: Filings 2024 Average Month: 147 Jan-Jul 2024 : 1,031 Overall AVG. Month: 148</p> |  <p style="text-align: center; font-weight: bold;">Jan 23 - Jul 24</p> | | <table style="margin: auto;"> <tr> <td style="text-align: center; width: 50px;">1,031</td> <td style="text-align: center; width: 50px;">1,067</td> </tr> <tr> <td style="text-align: center; width: 50px;">2024</td> <td style="text-align: center; width: 50px;">2023</td> </tr> </table> | | 1,031 | 1,067 | 2024 | 2023 |
| 1,031 | 1,067 | | | | | | | | |
| 2024 | 2023 | | | | | | | | |

| Filings by Division | | | | | | | | | | | | | | | | |
|----------------------------------|------|-----|-----|-----|-----|-----|-----|-----|-----|-----|-----|-----|-----|----------|----------|-------|
| Divisions | | Jan | Feb | Mar | Apr | May | Jun | Jul | Aug | Sep | Oct | Nov | Dec | Thru Jul | % Change | Total |
| Total | 2024 | 180 | 124 | 172 | 148 | 144 | 135 | 128 | - | - | - | - | - | 1,031 | -3% | 1,031 |
| | 2023 | 155 | 195 | 199 | 119 | 148 | 131 | 120 | 146 | 134 | 192 | 115 | 128 | 1,067 | ▼ | 1,782 |
| Civil | 2024 | 16 | 6 | 20 | 13 | 16 | 18 | 12 | - | - | - | - | - | 101 | -9% | 101 |
| | 2023 | 15 | 21 | 17 | 4 | 20 | 16 | 18 | 18 | 20 | 19 | 17 | 10 | 111 | ▼ | 195 |
| Criminal | 2024 | 15 | 24 | 29 | 11 | 28 | 26 | 17 | - | - | - | - | - | 150 | -12% | 150 |
| | 2023 | 10 | 50 | 41 | 18 | 19 | 18 | 14 | 19 | 18 | 39 | 8 | 39 | 170 | ▼ | 293 |
| Concealed Handgun Permits | 2024 | 112 | 70 | 100 | 103 | 77 | 65 | 73 | - | - | - | - | - | 600 | -3% | 600 |
| | 2023 | 109 | 105 | 105 | 80 | 80 | 79 | 61 | 77 | 69 | 89 | 69 | 61 | 619 | ▼ | 984 |
| Miscellaneous/ Other | 2024 | 37 | 24 | 23 | 21 | 22 | 26 | 26 | - | - | - | - | - | 179 | 7% | 179 |
| | 2023 | 21 | 19 | 36 | 17 | 29 | 18 | 27 | 32 | 27 | 44 | 21 | 18 | 167 | ▲ | 309 |
| Others | 2024 | - | - | - | - | 1 | - | - | - | - | - | - | - | 1 | 1 | 1 |
| | 2023 | - | - | - | - | - | - | - | - | - | 1 | - | - | 0 | ↔ | 1 |

| Filings by Case Category | | | | | | | | | | | | | | | | |
|--|------|-----|-----|-----|-----|-----|-----|-----|-----|-----|-----|-----|-----|----------|----------|-------|
| Case Categories | | Jan | Feb | Mar | Apr | May | Jun | Jul | Aug | Sep | Oct | Nov | Dec | Thru Jul | % Change | Total |
| Administrative Law | 2024 | 1 | - | - | 1 | - | - | - | - | - | - | - | - | 2 | 100% | 2 |
| | 2023 | - | - | - | - | - | 1 | - | - | - | 1 | - | - | 1 | ▲ | 2 |
| Contested Divorce | 2024 | 2 | 1 | 3 | 1 | 1 | - | 3 | - | - | - | - | - | 11 | 0% | 11 |
| | 2023 | 1 | 2 | 4 | 1 | - | 2 | 1 | 2 | 2 | 3 | 4 | 1 | 11 | ↔ | 23 |
| Domestic and Family - Level 1 | 2024 | 5 | - | - | 1 | 3 | 3 | 2 | - | - | - | - | - | 14 | -7% | 14 |
| | 2023 | 2 | 3 | - | 1 | 6 | 2 | 1 | - | 4 | 1 | 1 | 4 | 15 | ▼ | 25 |
| Domestic and Family - Level 2 | 2024 | - | - | 1 | - | 1 | 2 | - | - | - | - | - | - | 4 | 4 | 4 |
| | 2023 | - | - | - | - | - | - | - | 1 | - | - | 2 | - | 0 | ↔ | 3 |
| Felonies and Related Matters | 2024 | 11 | 21 | 16 | 8 | 8 | 12 | 12 | - | - | - | - | - | 88 | -31% | 88 |
| | 2023 | 8 | 41 | 33 | 13 | 8 | 12 | 12 | 8 | 15 | 32 | 7 | 29 | 127 | ▼ | 218 |
| General Civil - Level 1 | 2024 | - | - | - | - | - | - | - | - | - | - | - | - | 0 | -100% | 0 |
| | 2023 | - | 1 | - | - | 1 | - | - | - | - | 1 | - | - | 2 | ▼ | 3 |
| General Civil - Level 2 | 2024 | 6 | - | 8 | 3 | 4 | 6 | 4 | - | - | - | - | - | 31 | -3% | 31 |
| | 2023 | 4 | 6 | 3 | 2 | 9 | 6 | 2 | 6 | 6 | 6 | 4 | 1 | 32 | ▼ | 55 |
| General Civil - Level 3 | 2024 | 1 | 2 | 2 | - | 2 | 3 | - | - | - | - | - | - | 10 | 0% | 10 |
| | 2023 | - | 1 | 6 | - | - | 2 | 1 | 1 | 7 | 4 | 1 | - | 10 | ↔ | 23 |
| Miscellaneous Civil | 2024 | 128 | 89 | 118 | 114 | 92 | 80 | 94 | - | - | - | - | - | 715 | 0% | 715 |
| | 2023 | 122 | 116 | 123 | 90 | 95 | 91 | 81 | 100 | 85 | 113 | 88 | 74 | 718 | ▼ | 1,178 |
| Misdemeanor | 2024 | 1 | 3 | 12 | 3 | 10 | 9 | 4 | - | - | - | - | - | 42 | 8% | 42 |
| | 2023 | 2 | 9 | 4 | 5 | 11 | 6 | 2 | 10 | 4 | 6 | 2 | 12 | 39 | ▲ | 73 |
| Other | 2024 | 18 | 3 | 5 | 9 | 6 | 9 | 5 | - | - | - | - | - | 55 | 2% | 55 |
| | 2023 | 5 | 5 | 16 | 5 | 14 | 2 | 7 | 8 | 7 | 18 | 2 | 5 | 54 | ▲ | 94 |
| Other Criminally Related Matters | 2024 | 3 | - | 1 | 2 | 10 | 5 | 1 | - | - | - | - | - | 22 | 340% | 22 |
| | 2023 | - | - | 4 | - | - | - | 1 | 1 | - | 1 | - | - | 5 | ▲ | 7 |
| Probates/Wills & Trusts - Level 2 | 2024 | 1 | - | 1 | - | 2 | - | - | - | - | - | - | - | 4 | -33% | 4 |
| | 2023 | 1 | 3 | - | - | 1 | 1 | - | 1 | - | 2 | 1 | - | 6 | ▼ | 10 |
| Protective Orders | 2024 | - | - | 1 | - | - | - | - | - | - | - | - | - | 1 | 1 | 1 |
| | 2023 | - | - | - | - | - | - | - | - | - | - | - | - | 0 | ↔ | 0 |
| Uncontested Divorce | 2024 | 3 | 5 | 4 | 6 | 5 | 6 | 3 | - | - | - | - | - | 32 | -32% | 32 |
| | 2023 | 10 | 8 | 6 | 2 | 3 | 6 | 12 | 8 | 4 | 4 | 3 | 2 | 47 | ▼ | 68 |

CPSS-CCMS-10.01 CASELOAD STATISTICS OF THE CIRCUIT COURTS

January 2023 -- July 2024 Filings

Alexandria and Fairfax Circuit are not Included in State Totals

| Dashboard | Monthly Filings Summary | Jan --- Jul Filings | | | | |
|--|-------------------------|---|-------|-------|------|------|
| <p>Court: Petersburg Circuit Start/End Date: Jan-23 / Jul-24 2023 Average Month: 254 Jan-Jul 2023: 1,860 Filings Trending: ▲</p> <p>Circuit/Court ID: 11 211730 Type of Case: Filings 2024 Average Month: 285 Jan-Jul 2024 : 1,994 Overall AVG. Month: 265</p> | <p>Jan 23 - Jul 24</p> | <table border="1" style="margin: auto;"> <tr> <td style="text-align: center; width: 50px;">1,994</td> <td style="text-align: center; width: 50px;">1,860</td> </tr> <tr> <td style="text-align: center;">2024</td> <td style="text-align: center;">2023</td> </tr> </table> | 1,994 | 1,860 | 2024 | 2023 |
| 1,994 | 1,860 | | | | | |
| 2024 | 2023 | | | | | |

| Filings by Division | | | | | | | | | | | | | | | | |
|----------------------------------|------|-----|-----|-----|-----|-----|-----|-----|-----|-----|-----|-----|-----|----------|----------|-------|
| Divisions | | Jan | Feb | Mar | Apr | May | Jun | Jul | Aug | Sep | Oct | Nov | Dec | Thru Jul | % Change | Total |
| Total | 2024 | 248 | 270 | 348 | 355 | 308 | 235 | 230 | - | - | - | - | - | 1,994 | 7% | 1,994 |
| | 2023 | 266 | 255 | 266 | 256 | 283 | 242 | 292 | 253 | 294 | 218 | 218 | 201 | 1,860 | ▲ | 3,044 |
| Civil | 2024 | 44 | 37 | 50 | 50 | 31 | 29 | 28 | - | - | - | - | - | 269 | 2% | 269 |
| | 2023 | 20 | 31 | 41 | 38 | 37 | 45 | 53 | 26 | 35 | 28 | 38 | 31 | 265 | ▲ | 423 |
| Criminal | 2024 | 105 | 141 | 190 | 189 | 169 | 121 | 117 | - | - | - | - | - | 1,032 | 6% | 1,032 |
| | 2023 | 157 | 133 | 130 | 148 | 160 | 112 | 130 | 115 | 180 | 98 | 88 | 88 | 970 | ▲ | 1,539 |
| Concealed Handgun Permits | 2024 | 23 | 29 | 29 | 38 | 27 | 27 | 34 | - | - | - | - | - | 207 | 7% | 207 |
| | 2023 | 31 | 32 | 37 | 22 | 21 | 24 | 27 | 33 | 21 | 26 | 36 | 23 | 194 | ▲ | 333 |
| Miscellaneous/Other | 2024 | 75 | 63 | 77 | 77 | 81 | 57 | 51 | - | - | - | - | - | 481 | 14% | 481 |
| | 2023 | 56 | 57 | 58 | 48 | 63 | 60 | 81 | 78 | 57 | 65 | 56 | 59 | 423 | ▲ | 738 |
| Others | 2024 | 1 | - | 2 | 1 | - | 1 | - | - | - | - | - | - | 5 | -38% | 5 |
| | 2023 | 2 | 2 | - | - | 2 | 1 | 1 | 1 | 1 | 1 | - | - | 8 | ▼ | 11 |

| Filings by Case Category | | | | | | | | | | | | | | | | |
|--|------|-----|-----|-----|-----|-----|-----|-----|-----|-----|-----|-----|-----|----------|----------|-------|
| Case Categories | | Jan | Feb | Mar | Apr | May | Jun | Jul | Aug | Sep | Oct | Nov | Dec | Thru Jul | % Change | Total |
| Administrative Law | 2024 | - | - | - | - | - | - | - | - | - | - | - | - | 0 | -100% | 0 |
| | 2023 | - | - | 1 | - | - | 1 | - | - | - | 1 | 4 | - | 2 | ▼ | 7 |
| Capital Murder | 2024 | - | - | - | - | - | - | 2 | - | - | - | - | - | 2 | 2 | 2 |
| | 2023 | - | - | - | - | - | - | - | - | - | - | - | - | 0 | ↔ | 0 |
| Contested Divorce | 2024 | 2 | 2 | 3 | 4 | 1 | 4 | - | - | - | - | - | - | 16 | 23% | 16 |
| | 2023 | - | 1 | 2 | 2 | 1 | 3 | 4 | 1 | 1 | 4 | 2 | 2 | 13 | ▲ | 23 |
| Domestic and Family - Level 1 | 2024 | - | 2 | 2 | 5 | - | - | 4 | - | - | - | - | - | 13 | -28% | 13 |
| | 2023 | 1 | - | 1 | - | - | 14 | 2 | 5 | 3 | 1 | - | - | 18 | ▼ | 27 |
| Domestic and Family - Level 2 | 2024 | 1 | 4 | - | 3 | - | - | - | - | - | - | - | - | 8 | 33% | 8 |
| | 2023 | 1 | 2 | 1 | - | - | - | 2 | 1 | 1 | 1 | - | 1 | 6 | ▲ | 10 |
| Felonies and Related Matters | 2024 | 69 | 55 | 137 | 100 | 73 | 66 | 63 | - | - | - | - | - | 563 | 0% | 563 |
| | 2023 | 98 | 81 | 85 | 112 | 87 | 46 | 52 | 44 | 116 | 53 | 35 | 40 | 561 | ▲ | 849 |
| General Civil - Level 1 | 2024 | 1 | 2 | - | 1 | 1 | 2 | - | - | - | - | - | - | 7 | 0% | 7 |
| | 2023 | - | 1 | 1 | 1 | 1 | 1 | 2 | - | 1 | 1 | - | - | 7 | ↔ | 9 |
| General Civil - Level 2 | 2024 | 14 | 11 | 15 | 10 | 8 | 9 | 11 | - | - | - | - | - | 78 | 13% | 78 |
| | 2023 | 4 | 7 | 15 | 13 | 10 | 9 | 11 | 8 | 7 | 8 | 6 | 9 | 69 | ▲ | 107 |
| General Civil - Level 3 | 2024 | 20 | 10 | 17 | 17 | 13 | 9 | 6 | - | - | - | - | - | 92 | -17% | 92 |
| | 2023 | 9 | 20 | 13 | 11 | 19 | 12 | 27 | 4 | 11 | 11 | 19 | 16 | 111 | ▼ | 172 |
| Miscellaneous Civil | 2024 | 39 | 55 | 52 | 57 | 42 | 45 | 51 | - | - | - | - | - | 341 | -1% | 341 |
| | 2023 | 57 | 55 | 60 | 44 | 36 | 43 | 48 | 42 | 33 | 43 | 44 | 38 | 343 | ▼ | 543 |
| Misdemeanor | 2024 | 36 | 68 | 50 | 53 | 67 | 46 | 42 | - | - | - | - | - | 362 | 27% | 362 |
| | 2023 | 54 | 37 | 24 | 26 | 60 | 43 | 40 | 49 | 43 | 35 | 29 | 42 | 284 | ▲ | 482 |
| Other | 2024 | 59 | 35 | 58 | 59 | 64 | 40 | 35 | - | - | - | - | - | 350 | 29% | 350 |
| | 2023 | 32 | 30 | 35 | 25 | 49 | 41 | 60 | 70 | 44 | 48 | 48 | 42 | 272 | ▲ | 524 |
| Other Criminally Related Matters | 2024 | 1 | 18 | 4 | 36 | 30 | 9 | 11 | - | - | - | - | - | 109 | -16% | 109 |
| | 2023 | 7 | 15 | 21 | 12 | 13 | 23 | 38 | 22 | 23 | 11 | 24 | 6 | 129 | ▼ | 215 |
| Probates/Wills & Trusts - Level 1 | 2024 | 2 | - | - | - | - | - | - | - | - | - | - | - | 2 | 2 | 2 |
| | 2023 | - | - | - | - | - | - | - | - | - | - | - | - | 0 | ↔ | 0 |
| Probates/Wills & Trusts - Level 2 | 2024 | 1 | 2 | 4 | 5 | 3 | 2 | - | - | - | - | - | - | 17 | 70% | 17 |
| | 2023 | 1 | 4 | 1 | 1 | 2 | - | 1 | 1 | 3 | - | - | 1 | 10 | ▲ | 15 |
| Protective Orders | 2024 | - | - | - | - | - | - | 1 | - | - | - | - | - | 1 | 1 | 1 |
| | 2023 | - | - | - | - | - | - | - | - | - | - | 1 | - | 0 | ↔ | 1 |
| Uncontested Divorce | 2024 | 3 | 6 | 6 | 5 | 6 | 3 | 4 | - | - | - | - | - | 33 | -6% | 33 |
| | 2023 | 2 | 2 | 6 | 9 | 5 | 6 | 5 | 6 | 8 | 1 | 6 | 4 | 35 | ▼ | 60 |

This report reflects data in the case management system. Numbers will update accordingly as reports are refreshed and posted.

| Dashboard | | Monthly Filings Summary | | Jan --- Jul Filings | | | | | |
|--|---|---|--|---|--|---------------|---------------|------|------|
| <p>Court: Chesterfield Circuit Start/End Date: Jan-23 / Jul-24 2023 Average Month: 1,822 Jan-Jul 2023: 13,245 Filings Trending: ▼</p> | <p>Circuit/Court ID: 12 212041 Type of Case: Filings 2024 Average Month: 1,797 Jan-Jul 2024 : 12,579 Overall AVG. Month: 1,812</p> | <p style="font-weight: bold; font-size: 1.2em;">Jan 23 - Jul 24</p> | | <table border="1" style="margin: auto;"> <tr> <td style="width: 50%; text-align: center;">12,579</td> <td style="width: 50%; text-align: center;">13,245</td> </tr> <tr> <td style="text-align: center;">2024</td> <td style="text-align: center;">2023</td> </tr> </table> | | 12,579 | 13,245 | 2024 | 2023 |
| 12,579 | 13,245 | | | | | | | | |
| 2024 | 2023 | | | | | | | | |

| Filings by Division | | | | | | | | | | | | | | | | |
|---------------------------|------|-------|-------|-------|-------|-------|-------|-------|-------|-------|-------|-------|-------|----------|----------|--------|
| Divisions | | Jan | Feb | Mar | Apr | May | Jun | Jul | Aug | Sep | Oct | Nov | Dec | Thru Jul | % Change | Total |
| Total | 2024 | 1,807 | 1,865 | 1,931 | 1,770 | 1,888 | 1,594 | 1,724 | - | - | - | - | - | 12,579 | -5% | 12,579 |
| | 2023 | 1,996 | 1,922 | 2,215 | 1,797 | 1,922 | 1,745 | 1,648 | 1,808 | 1,788 | 1,746 | 1,724 | 1,547 | 13,245 | ▼ | 21,858 |
| Civil | 2024 | 226 | 249 | 268 | 263 | 262 | 248 | 225 | - | - | - | - | - | 1,741 | 3% | 1,741 |
| | 2023 | 248 | 246 | 285 | 217 | 251 | 238 | 204 | 276 | 232 | 206 | 212 | 205 | 1,689 | ▲ | 2,820 |
| Criminal | 2024 | 298 | 376 | 443 | 337 | 457 | 300 | 385 | - | - | - | - | - | 2,596 | -11% | 2,596 |
| | 2023 | 424 | 356 | 501 | 378 | 417 | 443 | 412 | 418 | 481 | 338 | 466 | 312 | 2,931 | ▼ | 4,946 |
| Concealed Handgun Permits | 2024 | 534 | 504 | 490 | 423 | 362 | 379 | 397 | - | - | - | - | - | 3,089 | -17% | 3,089 |
| | 2023 | 661 | 595 | 683 | 511 | 491 | 414 | 386 | 437 | 415 | 463 | 404 | 405 | 3,741 | ▼ | 5,865 |
| Miscellaneous/ Other | 2024 | 747 | 732 | 726 | 744 | 805 | 663 | 714 | - | - | - | - | - | 5,131 | 5% | 5,131 |
| | 2023 | 660 | 724 | 745 | 688 | 760 | 649 | 644 | 675 | 655 | 739 | 638 | 623 | 4,870 | ▲ | 8,200 |
| Others | 2024 | 2 | 4 | 4 | 3 | 2 | 4 | 3 | - | - | - | - | - | 22 | 57% | 22 |
| | 2023 | 3 | 1 | 1 | 3 | 3 | 1 | 2 | 2 | 5 | - | 4 | 2 | 14 | ▲ | 27 |

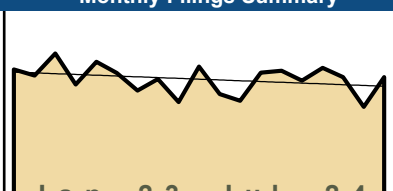

| Filings by Case Category | | | | | | | | | | | | | | | | |
|-----------------------------------|------|-----|-----|-----|-----|-----|-----|-----|-----|-----|-----|-----|-----|----------|----------|-------|
| Case Categories | | Jan | Feb | Mar | Apr | May | Jun | Jul | Aug | Sep | Oct | Nov | Dec | Thru Jul | % Change | Total |
| Administrative Law | 2024 | 2 | 1 | 1 | 1 | 1 | - | 2 | - | - | - | - | - | 8 | -11% | 8 |
| | 2023 | 1 | 1 | 1 | 3 | 2 | 1 | - | 4 | 3 | 3 | 1 | 1 | 9 | ▼ | 21 |
| Capital Murder | 2024 | - | 2 | - | - | - | - | - | - | - | - | - | - | 2 | -50% | 2 |
| | 2023 | - | - | - | - | 4 | - | - | - | - | - | - | - | 4 | ▼ | 4 |
| Contested Divorce | 2024 | 27 | 25 | 38 | 32 | 33 | 25 | 16 | - | - | - | - | - | 196 | 4% | 196 |
| | 2023 | 34 | 20 | 35 | 21 | 27 | 32 | 20 | 29 | 22 | 24 | 26 | 18 | 189 | ▲ | 308 |
| Domestic and Family - Level 1 | 2024 | 29 | 19 | 32 | 27 | 32 | 53 | 31 | - | - | - | - | - | 223 | 18% | 223 |
| | 2023 | 20 | 31 | 41 | 35 | 25 | 25 | 12 | 24 | 40 | 19 | 21 | 25 | 189 | ▲ | 318 |
| Domestic and Family - Level 2 | 2024 | 8 | 2 | 8 | 7 | 6 | 4 | 5 | - | - | - | - | - | 40 | -15% | 40 |
| | 2023 | 6 | 9 | 7 | 7 | 7 | 3 | 8 | 11 | 3 | 4 | 8 | 8 | 47 | ▼ | 81 |
| Felonies and Related Matters | 2024 | 185 | 236 | 302 | 201 | 333 | 172 | 231 | - | - | - | - | - | 1,660 | -14% | 1,660 |
| | 2023 | 283 | 218 | 346 | 246 | 261 | 279 | 292 | 281 | 352 | 206 | 309 | 197 | 1,925 | ▼ | 3,270 |
| General Civil - Level 1 | 2024 | 3 | 2 | 2 | 2 | 4 | 1 | - | - | - | - | - | - | 14 | -13% | 14 |
| | 2023 | 2 | 5 | 1 | 1 | 3 | 1 | 3 | 2 | 2 | 2 | 1 | 2 | 16 | ▼ | 25 |
| General Civil - Level 2 | 2024 | 60 | 88 | 76 | 84 | 86 | 65 | 95 | - | - | - | - | - | 554 | 12% | 554 |
| | 2023 | 86 | 77 | 59 | 51 | 88 | 71 | 63 | 75 | 60 | 71 | 74 | 63 | 495 | ▲ | 838 |
| General Civil - Level 3 | 2024 | 20 | 19 | 21 | 19 | 18 | 31 | 16 | - | - | - | - | - | 144 | -12% | 144 |
| | 2023 | 21 | 20 | 30 | 19 | 21 | 27 | 25 | 50 | 20 | 21 | 16 | 28 | 163 | ▼ | 298 |
| Miscellaneous Civil | 2024 | 719 | 700 | 721 | 599 | 529 | 579 | 634 | - | - | - | - | - | 4,481 | -8% | 4,481 |
| | 2023 | 827 | 761 | 858 | 669 | 657 | 549 | 571 | 578 | 612 | 717 | 593 | 561 | 4,892 | ▼ | 7,953 |
| Misdemeanor | 2024 | 80 | 106 | 110 | 105 | 100 | 107 | 131 | - | - | - | - | - | 739 | -7% | 739 |
| | 2023 | 110 | 108 | 136 | 96 | 121 | 124 | 99 | 120 | 105 | 107 | 138 | 85 | 794 | ▼ | 1,349 |
| Other | 2024 | 561 | 536 | 493 | 567 | 638 | 459 | 479 | - | - | - | - | - | 3,733 | 0% | 3,733 |
| | 2023 | 503 | 559 | 560 | 536 | 590 | 517 | 457 | 534 | 463 | 483 | 450 | 458 | 3,722 | ▲ | 6,110 |
| Other Criminally Related Matters | 2024 | 34 | 35 | 33 | 33 | 26 | 24 | 24 | - | - | - | - | - | 209 | -12% | 209 |
| | 2023 | 32 | 31 | 33 | 36 | 32 | 50 | 23 | 19 | 26 | 27 | 19 | 31 | 237 | ▼ | 359 |
| Probates/Wills & Trusts - Level 1 | 2024 | 1 | 1 | 1 | 2 | 2 | 2 | 1 | - | - | - | - | - | 10 | 43% | 10 |
| | 2023 | 3 | 2 | - | - | 1 | 1 | - | 2 | 1 | 2 | 2 | 1 | 7 | ▲ | 15 |
| Probates/Wills & Trusts - Level 2 | 2024 | 8 | 14 | 13 | 15 | 10 | 14 | 11 | - | - | - | - | - | 85 | 6% | 85 |
| | 2023 | 15 | 12 | 17 | 12 | 6 | 9 | 9 | 11 | 7 | 6 | 10 | 19 | 80 | ▲ | 133 |
| Protective Orders | 2024 | 1 | 2 | 2 | 1 | 3 | - | 1 | - | - | - | - | - | 10 | -17% | 10 |
| | 2023 | 2 | - | 7 | 1 | - | 2 | - | 2 | 3 | 1 | - | 1 | 12 | ▼ | 19 |
| Uncontested Divorce | 2024 | 69 | 77 | 78 | 75 | 67 | 58 | 47 | - | - | - | - | - | 471 | 2% | 471 |
| | 2023 | 51 | 68 | 84 | 64 | 77 | 54 | 66 | 66 | 69 | 53 | 56 | 49 | 464 | ▲ | 757 |

| Dashboard | | Monthly Filings Summary | | Jan --- Jul Filings | | | |
|--|---|-------------------------|---|---------------------|-----|------|------|
| Court: Colonial Heights Circuit Start/End Date: Jan-23 / Jul-24 2023 Average Month: 126 Jan-Jul 2023: 860 Filings Trending: ↔ | Circuit/Court ID: 12 212570 Type of Case: Filings 2024 Average Month: 120 Jan-Jul 2024 : 843 Overall AVG. Month: 124 | <p>Jan 23 - Jul 24</p> | <table border="1" style="margin: auto;"> <tr> <td style="width: 50%; text-align: center;">843</td> <td style="width: 50%; text-align: center;">860</td> </tr> <tr> <td style="text-align: center;">2024</td> <td style="text-align: center;">2023</td> </tr> </table> | 843 | 860 | 2024 | 2023 |
| 843 | 860 | | | | | | |
| 2024 | 2023 | | | | | | |

| Filings by Division | | | | | | | | | | | | | | | | |
|----------------------------------|------|-----|-----|-----|-----|-----|-----|-----|-----|-----|-----|-----|-----|----------|----------|-------|
| Divisions | | Jan | Feb | Mar | Apr | May | Jun | Jul | Aug | Sep | Oct | Nov | Dec | Thru Jul | % Change | Total |
| Total | 2024 | 95 | 109 | 178 | 117 | 126 | 91 | 127 | - | - | - | - | - | 843 | -2% | 843 |
| | 2023 | 138 | 113 | 159 | 118 | 84 | 139 | 109 | 120 | 167 | 145 | 106 | 113 | 860 | ▼ | 1,511 |
| Civil | 2024 | 9 | 16 | 16 | 19 | 7 | 14 | 18 | - | - | - | - | - | 99 | 22% | 99 |
| | 2023 | 9 | 7 | 10 | 14 | 10 | 18 | 13 | 13 | 13 | 14 | 11 | 15 | 81 | ▲ | 147 |
| Criminal | 2024 | 40 | 47 | 80 | 50 | 77 | 38 | 50 | - | - | - | - | - | 382 | -12% | 382 |
| | 2023 | 70 | 51 | 68 | 71 | 36 | 73 | 67 | 69 | 108 | 94 | 58 | 56 | 436 | ▼ | 821 |
| Concealed Handgun Permits | 2024 | 26 | 27 | 40 | 28 | 20 | 26 | 26 | - | - | - | - | - | 193 | -11% | 193 |
| | 2023 | 40 | 34 | 49 | 25 | 25 | 25 | 20 | 23 | 23 | 22 | 22 | 23 | 218 | ▼ | 331 |
| Miscellaneous/ Other | 2024 | 20 | 19 | 42 | 20 | 21 | 13 | 29 | - | - | - | - | - | 164 | 31% | 164 |
| | 2023 | 19 | 21 | 32 | 8 | 13 | 23 | 9 | 14 | 19 | 14 | 15 | 19 | 125 | ▲ | 206 |
| Others | 2024 | - | - | - | - | 1 | - | 4 | - | - | - | - | - | 5 | 5 | 5 |
| | 2023 | - | - | - | - | - | - | - | 1 | 4 | 1 | - | - | 0 | ↔ | 6 |


| Filings by Case Category | | | | | | | | | | | | | | | | |
|--|------|-----|-----|-----|-----|-----|-----|-----|-----|-----|-----|-----|-----|----------|----------|-------|
| Case Categories | | Jan | Feb | Mar | Apr | May | Jun | Jul | Aug | Sep | Oct | Nov | Dec | Thru Jul | % Change | Total |
| Administrative Law | 2024 | - | 1 | - | 1 | - | - | - | - | - | - | - | - | 2 | 2 | 2 |
| | 2023 | - | - | - | - | - | - | - | - | - | - | - | - | - | 0 | ↔ |
| Contested Divorce | 2024 | 1 | - | 3 | 4 | - | - | 3 | - | - | - | - | - | 11 | 22% | 11 |
| | 2023 | 2 | - | 1 | 3 | 1 | 1 | 1 | - | - | 1 | 2 | 1 | 9 | ▲ | 13 |
| Domestic and Family - Level 1 | 2024 | - | - | 5 | 2 | - | 1 | 4 | - | - | - | - | - | 12 | 50% | 12 |
| | 2023 | - | - | 2 | - | - | 6 | - | 5 | - | 5 | 1 | 4 | 8 | ▲ | 23 |
| Domestic and Family - Level 2 | 2024 | - | - | - | - | - | 1 | 3 | - | - | - | - | - | 4 | 0% | 4 |
| | 2023 | - | - | 1 | 1 | - | 2 | - | 1 | 3 | 3 | - | 1 | 4 | ↔ | 12 |
| Felonies and Related Matters | 2024 | 26 | 31 | 55 | 34 | 57 | 31 | 36 | - | - | - | - | - | 270 | -10% | 270 |
| | 2023 | 41 | 40 | 50 | 42 | 28 | 51 | 49 | 51 | 82 | 81 | 45 | 45 | 301 | ▼ | 605 |
| General Civil - Level 1 | 2024 | - | 1 | - | - | - | - | - | - | - | - | - | - | 1 | 0% | 1 |
| | 2023 | 1 | - | - | - | - | - | - | 1 | - | - | - | - | 1 | ↔ | 2 |
| General Civil - Level 2 | 2024 | 6 | 5 | 6 | 2 | 2 | 5 | 4 | - | - | - | - | - | 30 | 200% | 30 |
| | 2023 | - | - | 3 | 3 | 3 | - | 1 | 4 | 3 | 2 | 1 | 2 | 10 | ▲ | 22 |
| General Civil - Level 3 | 2024 | 1 | 3 | 6 | 1 | 2 | 2 | 1 | - | - | - | - | - | 16 | 7% | 16 |
| | 2023 | 1 | - | - | 1 | 4 | 3 | 6 | 1 | 3 | 2 | 4 | 2 | 15 | ▲ | 27 |
| Miscellaneous Civil | 2024 | 33 | 33 | 62 | 46 | 33 | 37 | 38 | - | - | - | - | - | 282 | -3% | 282 |
| | 2023 | 50 | 47 | 70 | 30 | 32 | 34 | 27 | 32 | 37 | 28 | 27 | 35 | 290 | ▼ | 449 |
| Misdemeanor | 2024 | 11 | 15 | 14 | 12 | 18 | 6 | 12 | - | - | - | - | - | 88 | -21% | 88 |
| | 2023 | 24 | 10 | 10 | 26 | 6 | 18 | 17 | 13 | 23 | 10 | 13 | 10 | 111 | ▼ | 180 |
| Other | 2024 | 9 | 13 | 12 | 4 | 7 | 2 | 19 | - | - | - | - | - | 66 | 35% | 66 |
| | 2023 | 9 | 8 | 10 | 3 | 4 | 12 | 3 | 5 | 7 | 7 | 8 | 5 | 49 | ▲ | 81 |
| Other Criminally Related Matters | 2024 | 3 | 1 | 11 | 4 | 2 | 1 | 2 | - | - | - | - | - | 24 | -17% | 24 |
| | 2023 | 5 | 1 | 8 | 3 | 2 | 9 | 1 | 5 | 3 | 3 | - | 1 | 29 | ▼ | 41 |
| Probates/Wills & Trusts - Level 1 | 2024 | - | - | 1 | - | - | - | - | - | - | - | - | - | 1 | 1 | 1 |
| | 2023 | - | - | - | - | - | - | - | - | - | - | - | - | 0 | ↔ | 1 |
| Probates/Wills & Trusts - Level 2 | 2024 | - | 2 | 1 | 2 | - | - | 1 | - | - | - | - | - | 6 | 50% | 6 |
| | 2023 | 1 | 2 | - | 1 | - | - | - | - | 2 | - | - | - | 4 | ▲ | 6 |
| Protective Orders | 2024 | - | - | - | - | - | - | - | - | - | - | - | - | 0 | -100% | 0 |
| | 2023 | - | 2 | 1 | - | - | 1 | - | 1 | - | - | 1 | - | 4 | ▼ | 6 |
| Uncontested Divorce | 2024 | 5 | 4 | 2 | 5 | 5 | 5 | 4 | - | - | - | - | - | 30 | 20% | 30 |
| | 2023 | 4 | 3 | 3 | 5 | 4 | 2 | 4 | 1 | 4 | 3 | 4 | 6 | 25 | ▲ | 43 |

This report reflects data in the case management system. Numbers will update accordingly as reports are refreshed and posted.

| Dashboard | | Monthly Filings Summary | | Jan --- Jul Filings | |
|--|------------------------------------|--|--|---|--|
| Court: Richmond Circuit | Circuit/Court ID: 13 213760 |  | |  | |
| Start/End Date: Jan-23 / Jul-24 | Type of Case: Filings | | | | |
| 2023 Average Month: 1,038 | 2024 Average Month: 1,041 | | | | |
| Jan-Jul 2023: 7,624 | Jan-Jul 2024 : 7,286 | | | | |
| Filings Trending: ▼ | Overall AVG. Month: 1,039 | | | | |

| Filings by Division | | | | | | | | | | | | | | | | |
|----------------------------------|------|-------|-------|-------|-------|-------|-------|-------|-------|-----|-------|-----|-----|----------|----------|--------|
| Divisions | | Jan | Feb | Mar | Apr | May | Jun | Jul | Aug | Sep | Oct | Nov | Dec | Thru Jul | % Change | Total |
| Total | 2024 | 1,089 | 1,103 | 1,029 | 1,126 | 1,055 | 829 | 1,055 | - | - | - | - | - | 7,286 | -4% | 7,286 |
| | 2023 | 1,113 | 1,067 | 1,234 | 999 | 1,172 | 1,086 | 953 | 1,039 | 864 | 1,134 | 926 | 874 | 7,624 | ▼ | 12,461 |
| Civil | 2024 | 221 | 220 | 203 | 195 | 176 | 220 | 228 | - | - | - | - | - | 1,463 | -1% | 1,463 |
| | 2023 | 225 | 244 | 244 | 201 | 213 | 191 | 158 | 186 | 165 | 221 | 159 | 161 | 1,476 | ▼ | 2,368 |
| Criminal | 2024 | 362 | 290 | 264 | 336 | 390 | 272 | 340 | - | - | - | - | - | 2,254 | 3% | 2,254 |
| | 2023 | 311 | 265 | 374 | 275 | 366 | 353 | 254 | 333 | 240 | 392 | 285 | 254 | 2,198 | ▲ | 3,702 |
| Concealed Handgun Permits | 2024 | 112 | 121 | 122 | 137 | 102 | 84 | 107 | - | - | - | - | - | 785 | -20% | 785 |
| | 2023 | 162 | 145 | 176 | 136 | 144 | 116 | 104 | 102 | 89 | 103 | 100 | 115 | 983 | ▼ | 1,492 |
| Miscellaneous/Other | 2024 | 391 | 468 | 435 | 454 | 384 | 251 | 376 | - | - | - | - | - | 2,759 | -6% | 2,759 |
| | 2023 | 408 | 410 | 438 | 384 | 447 | 424 | 432 | 414 | 365 | 418 | 379 | 342 | 2,943 | ▼ | 4,861 |
| Others | 2024 | 3 | 4 | 5 | 4 | 3 | 2 | 4 | - | - | - | - | - | 25 | 4% | 25 |
| | 2023 | 7 | 3 | 2 | 3 | 2 | 2 | 5 | 4 | 5 | - | 3 | 2 | 24 | ▲ | 38 |

| Filings by Case Category | | | | | | | | | | | | | | | | |
|--|------|-----|-----|-----|-----|-----|-----|-----|-----|-----|-----|-----|-----|----------|----------|-------|
| Case Categories | | Jan | Feb | Mar | Apr | May | Jun | Jul | Aug | Sep | Oct | Nov | Dec | Thru Jul | % Change | Total |
| Administrative Law | 2024 | 5 | 3 | 10 | 1 | 3 | 2 | 3 | - | - | - | - | - | 27 | -7% | 27 |
| | 2023 | 2 | 4 | 5 | 3 | 7 | 3 | 5 | 3 | 3 | 5 | 1 | 4 | 29 | ▼ | 45 |
| Capital Murder | 2024 | 1 | - | - | - | - | - | - | - | - | - | - | - | 1 | 0% | 1 |
| | 2023 | 1 | - | - | - | - | - | - | 1 | - | - | - | - | 1 | ↔ | 2 |
| Contested Divorce | 2024 | 10 | 8 | 12 | 18 | 6 | 9 | 9 | - | - | - | - | - | 72 | -9% | 72 |
| | 2023 | 9 | 7 | 18 | 10 | 11 | 12 | 12 | 10 | 11 | 10 | 7 | 8 | 79 | ▼ | 125 |
| Domestic and Family - Level 1 | 2024 | 4 | 17 | 16 | 8 | 3 | 3 | 9 | - | - | - | - | - | 60 | -36% | 60 |
| | 2023 | 9 | 26 | 13 | 15 | 8 | 13 | 10 | 8 | 11 | 16 | 7 | 8 | 94 | ▼ | 144 |
| Domestic and Family - Level 2 | 2024 | 18 | 14 | 16 | 8 | 14 | 9 | 8 | - | - | - | - | - | 87 | -18% | 87 |
| | 2023 | 14 | 13 | 10 | 17 | 23 | 19 | 10 | 14 | 16 | 15 | 16 | 8 | 106 | ▼ | 175 |
| Felonies and Related Matters | 2024 | 286 | 230 | 195 | 266 | 314 | 209 | 261 | - | - | - | - | - | 1,761 | 6% | 1,761 |
| | 2023 | 247 | 201 | 276 | 199 | 290 | 261 | 183 | 269 | 157 | 312 | 212 | 202 | 1,657 | ▲ | 2,809 |
| General Civil - Level 1 | 2024 | 7 | 3 | 9 | 6 | 2 | 6 | 11 | - | - | - | - | - | 44 | -4% | 44 |
| | 2023 | 9 | 6 | 3 | 6 | 9 | 6 | 7 | 11 | 6 | 5 | 8 | 11 | 46 | ▼ | 87 |
| General Civil - Level 2 | 2024 | 127 | 101 | 99 | 104 | 108 | 143 | 119 | - | - | - | - | - | 801 | 15% | 801 |
| | 2023 | 107 | 113 | 110 | 107 | 94 | 91 | 72 | 97 | 79 | 124 | 90 | 92 | 694 | ▲ | 1,176 |
| General Civil - Level 3 | 2024 | 39 | 29 | 38 | 38 | 25 | 36 | 52 | - | - | - | - | - | 257 | -4% | 257 |
| | 2023 | 52 | 52 | 46 | 25 | 31 | 26 | 35 | 31 | 38 | 31 | 22 | 24 | 267 | ▼ | 413 |
| Miscellaneous Civil | 2024 | 264 | 337 | 304 | 346 | 252 | 192 | 326 | - | - | - | - | - | 2,021 | -9% | 2,021 |
| | 2023 | 331 | 307 | 367 | 320 | 331 | 271 | 298 | 252 | 260 | 257 | 272 | 228 | 2,225 | ▼ | 3,494 |
| Misdemeanor | 2024 | 44 | 31 | 45 | 35 | 50 | 36 | 44 | - | - | - | - | - | 285 | -10% | 285 |
| | 2023 | 34 | 43 | 57 | 51 | 37 | 60 | 36 | 31 | 53 | 54 | 49 | 28 | 318 | ▼ | 533 |
| Other | 2024 | 204 | 240 | 221 | 227 | 215 | 127 | 134 | - | - | - | - | - | 1,368 | -14% | 1,368 |
| | 2023 | 224 | 233 | 237 | 190 | 240 | 244 | 214 | 241 | 175 | 234 | 187 | 208 | 1,582 | ▼ | 2,627 |
| Other Criminally Related Matters | 2024 | 40 | 35 | 32 | 41 | 32 | 31 | 47 | - | - | - | - | - | 258 | -3% | 258 |
| | 2023 | 36 | 27 | 47 | 29 | 47 | 42 | 39 | 38 | 33 | 34 | 29 | 27 | 267 | ▼ | 428 |
| Probates/Wills & Trusts - Level 1 | 2024 | 1 | 1 | 1 | - | 1 | - | 1 | - | - | - | - | - | 5 | 0% | 5 |
| | 2023 | - | - | 1 | - | - | 3 | 1 | - | - | 1 | - | 1 | 5 | ↔ | 7 |
| Probates/Wills & Trusts - Level 2 | 2024 | 13 | 29 | 6 | 5 | 6 | 7 | 7 | - | - | - | - | - | 73 | 33% | 73 |
| | 2023 | 9 | 5 | 13 | 8 | 6 | 6 | 8 | 6 | 4 | 9 | 9 | 3 | 55 | ▲ | 86 |
| Uncontested Divorce | 2024 | 26 | 25 | 25 | 23 | 24 | 19 | 24 | - | - | - | - | - | 166 | -17% | 166 |
| | 2023 | 29 | 30 | 31 | 19 | 38 | 29 | 23 | 27 | 18 | 27 | 17 | 22 | 199 | ▼ | 310 |

| Dashboard | | Monthly Filings Summary | | Jan --- Jul Filings | | | | | |
|---|---|--|--|---|--|--------|--------|------|------|
| <p>Court: Henrico Circuit Start/End Date: Jan-23 / Jul-24 2023 Average Month: 1,450 Jan-Jul 2023: 10,235 Filings Trending: ▲</p> | <p>Circuit/Court ID: 14 214087 Type of Case: Filings 2024 Average Month: 1,549 Jan-Jul 2024 : 10,845 Overall AVG. Month: 1,487</p> |  <p style="text-align: center; font-weight: bold; font-size: 1.2em;">Jan 23 - Jul 24</p> | | <table border="1" style="margin: auto;"> <tr> <td style="text-align: center; font-weight: bold; font-size: 1.5em;">10,845</td> <td style="text-align: center; font-weight: bold; font-size: 1.5em;">10,235</td> </tr> <tr> <td style="text-align: center; font-weight: bold;">2024</td> <td style="text-align: center; font-weight: bold;">2023</td> </tr> </table> | | 10,845 | 10,235 | 2024 | 2023 |
| 10,845 | 10,235 | | | | | | | | |
| 2024 | 2023 | | | | | | | | |

| Filings by Division | | | | | | | | | | | | | | | | |
|---------------------------|------|-------|-------|-------|-------|-------|-------|-------|-------|-------|-------|-------|-------|----------|----------|--------|
| Divisions | | Jan | Feb | Mar | Apr | May | Jun | Jul | Aug | Sep | Oct | Nov | Dec | Thru Jul | % Change | Total |
| Total | 2024 | 1,417 | 1,589 | 1,589 | 1,456 | 1,600 | 1,497 | 1,697 | - | - | - | - | - | 10,845 | 6% | 10,845 |
| | 2023 | 1,391 | 1,294 | 1,600 | 1,251 | 1,672 | 1,615 | 1,412 | 1,586 | 1,351 | 1,516 | 1,497 | 1,215 | 10,235 | ▲ | 17,400 |
| Civil | 2024 | 209 | 177 | 178 | 208 | 211 | 248 | 168 | - | - | - | - | - | 1,399 | 0% | 1,399 |
| | 2023 | 193 | 189 | 219 | 186 | 238 | 226 | 155 | 211 | 194 | 167 | 183 | 129 | 1,406 | ▼ | 2,290 |
| Criminal | 2024 | 514 | 444 | 590 | 517 | 635 | 469 | 619 | - | - | - | - | - | 3,788 | 9% | 3,788 |
| | 2023 | 535 | 502 | 574 | 349 | 500 | 520 | 484 | 560 | 495 | 413 | 613 | 467 | 3,464 | ▲ | 6,012 |
| Concealed Handgun Permits | 2024 | 372 | 314 | 331 | 293 | 272 | 267 | 285 | - | - | - | - | - | 2,134 | -7% | 2,134 |
| | 2023 | 380 | 356 | 420 | 284 | 310 | 255 | 285 | 247 | 256 | 310 | 293 | 238 | 2,290 | ▼ | 3,634 |
| Miscellaneous/ Other | 2024 | 313 | 645 | 486 | 435 | 479 | 508 | 614 | - | - | - | - | - | 3,480 | 14% | 3,480 |
| | 2023 | 280 | 243 | 383 | 429 | 621 | 610 | 481 | 562 | 400 | 621 | 402 | 375 | 3,047 | ▲ | 5,407 |
| Others | 2024 | 9 | 9 | 4 | 3 | 3 | 5 | 11 | - | - | - | - | - | 44 | 57% | 44 |
| | 2023 | 3 | 4 | 4 | 3 | 3 | 4 | 7 | 6 | 6 | 5 | 6 | 6 | 28 | ▲ | 57 |

| Filings by Case Category | | | | | | | | | | | | | | | | |
|-----------------------------------|------|-----|-----|-----|-----|-----|-----|-----|-----|-----|-----|-----|-----|----------|----------|-------|
| Case Categories | | Jan | Feb | Mar | Apr | May | Jun | Jul | Aug | Sep | Oct | Nov | Dec | Thru Jul | % Change | Total |
| Administrative Law | 2024 | - | - | - | - | 1 | - | 1 | - | - | - | - | - | 2 | -86% | 2 |
| | 2023 | 3 | 4 | 1 | - | 1 | 3 | 2 | 5 | 1 | 3 | 2 | 1 | 14 | ▼ | 26 |
| Capital Murder | 2024 | 1 | - | 1 | 1 | - | 1 | - | - | - | - | - | - | 4 | 4 | 4 |
| | 2023 | - | - | - | - | - | - | - | - | - | - | - | - | 0 | ↔ | 0 |
| Contested Divorce | 2024 | 29 | 18 | 24 | 28 | 28 | 19 | 17 | - | - | - | - | - | 163 | 3% | 163 |
| | 2023 | 26 | 25 | 22 | 22 | 31 | 21 | 12 | 34 | 22 | 18 | 13 | 17 | 159 | ▲ | 263 |
| Domestic and Family - Level 1 | 2024 | 23 | 16 | 25 | 17 | 14 | 22 | 9 | - | - | - | - | - | 126 | -14% | 126 |
| | 2023 | 27 | 15 | 16 | 15 | 22 | 35 | 17 | 9 | 18 | 14 | 19 | 9 | 147 | ▼ | 216 |
| Domestic and Family - Level 2 | 2024 | 6 | 4 | 10 | 6 | 8 | 14 | 5 | - | - | - | - | - | 53 | 56% | 53 |
| | 2023 | 6 | 7 | 5 | 5 | 7 | 2 | 2 | 4 | 5 | 5 | 7 | 2 | 34 | ▲ | 57 |
| Felonies and Related Matters | 2024 | 330 | 285 | 408 | 318 | 410 | 285 | 400 | - | - | - | - | - | 2,436 | 8% | 2,436 |
| | 2023 | 355 | 334 | 385 | 210 | 317 | 354 | 305 | 348 | 329 | 250 | 407 | 313 | 2,260 | ▲ | 3,907 |
| General Civil - Level 1 | 2024 | 6 | 4 | 3 | 5 | 1 | 6 | 2 | - | - | - | - | - | 27 | 13% | 27 |
| | 2023 | - | 6 | 3 | 2 | 7 | 4 | 2 | 3 | 6 | 3 | 2 | 2 | 24 | ▲ | 40 |
| General Civil - Level 2 | 2024 | 58 | 71 | 70 | 77 | 72 | 105 | 56 | - | - | - | - | - | 509 | 0% | 509 |
| | 2023 | 56 | 66 | 86 | 72 | 94 | 83 | 54 | 69 | 76 | 64 | 67 | 43 | 511 | ▼ | 830 |
| General Civil - Level 3 | 2024 | 22 | 18 | 23 | 22 | 25 | 28 | 26 | - | - | - | - | - | 164 | -1% | 164 |
| | 2023 | 15 | 19 | 24 | 25 | 23 | 39 | 21 | 27 | 16 | 10 | 27 | 12 | 166 | ▼ | 258 |
| Miscellaneous Civil | 2024 | 548 | 522 | 569 | 505 | 463 | 484 | 620 | - | - | - | - | - | 3,711 | -7% | 3,711 |
| | 2023 | 637 | 568 | 708 | 503 | 554 | 500 | 517 | 470 | 445 | 544 | 473 | 460 | 3,987 | ▼ | 6,379 |
| Misdemeanor | 2024 | 161 | 115 | 150 | 147 | 186 | 159 | 164 | - | - | - | - | - | 1,082 | 17% | 1,082 |
| | 2023 | 137 | 124 | 156 | 106 | 134 | 133 | 136 | 151 | 131 | 115 | 161 | 119 | 926 | ▲ | 1,603 |
| Other | 2024 | 133 | 437 | 224 | 224 | 285 | 271 | 286 | - | - | - | - | - | 1,860 | 46% | 1,860 |
| | 2023 | 23 | 23 | 80 | 186 | 373 | 342 | 243 | 340 | 202 | 384 | 220 | 157 | 1,270 | ▲ | 2,573 |
| Other Criminally Related Matters | 2024 | 32 | 50 | 33 | 51 | 45 | 37 | 56 | - | - | - | - | - | 304 | 2% | 304 |
| | 2023 | 46 | 45 | 36 | 35 | 50 | 41 | 44 | 66 | 37 | 53 | 47 | 35 | 297 | ▲ | 535 |
| Probates/Wills & Trusts - Level 1 | 2024 | 1 | 4 | - | - | - | 1 | - | - | - | - | - | - | 6 | -45% | 6 |
| | 2023 | 2 | - | 1 | 1 | 1 | 4 | 2 | - | 2 | 3 | 1 | - | 11 | ▼ | 17 |
| Probates/Wills & Trusts - Level 2 | 2024 | 14 | 4 | 7 | 4 | 7 | 11 | 3 | - | - | - | - | - | 50 | -28% | 50 |
| | 2023 | 9 | 7 | 17 | 10 | 11 | 11 | 4 | 6 | 7 | 5 | 6 | 6 | 69 | ▼ | 99 |
| Protective Orders | 2024 | 1 | - | - | - | - | - | - | - | - | - | - | - | 1 | 0% | 1 |
| | 2023 | - | - | - | - | - | 1 | - | - | - | - | - | - | 1 | ↔ | 1 |
| Uncontested Divorce | 2024 | 52 | 41 | 42 | 51 | 55 | 54 | 52 | - | - | - | - | - | 347 | -3% | 347 |
| | 2023 | 49 | 51 | 60 | 59 | 47 | 42 | 51 | 54 | 54 | 45 | 45 | 39 | 359 | ▼ | 596 |

| Dashboard | | Monthly Filings Summary | | Jan --- Jul Filings | |
|--|------------------------------------|-------------------------|--|---------------------|--|
| Court: Caroline Circuit | Circuit/Court ID: 15 215033 | | | | |
| Start/End Date: Jan-23 / Jul-24 | Type of Case: Filings | | | | |
| 2023 Average Month: 175 | 2024 Average Month: 165 | | | | |
| Jan-Jul 2023: 1,265 | Jan-Jul 2024 : 1,157 | | | | |
| Filings Trending: ▼ | Overall AVG. Month: 171 | | | | |

| Filings by Division | | | | | | | | | | | | | | | | |
|----------------------------------|------|-----|-----|-----|-----|-----|-----|-----|-----|-----|-----|-----|-----|----------|----------|-------|
| Divisions | | Jan | Feb | Mar | Apr | May | Jun | Jul | Aug | Sep | Oct | Nov | Dec | Thru Jul | % Change | Total |
| Total | 2024 | 165 | 152 | 233 | 162 | 136 | 154 | 155 | - | - | - | - | - | 1,157 | -9% | 1,157 |
| | 2023 | 172 | 166 | 201 | 157 | 265 | 152 | 152 | 194 | 179 | 184 | 136 | 139 | 1,265 | ▼ | 2,097 |
| Civil | 2024 | 16 | 29 | 31 | 19 | 20 | 22 | 21 | - | - | - | - | - | 158 | 10% | 158 |
| | 2023 | 18 | 20 | 16 | 22 | 29 | 24 | 14 | 22 | 18 | 16 | 14 | 25 | 143 | ▲ | 238 |
| Criminal | 2024 | 66 | 48 | 72 | 51 | 25 | 65 | 65 | - | - | - | - | - | 392 | -15% | 392 |
| | 2023 | 53 | 55 | 59 | 34 | 132 | 61 | 69 | 59 | 70 | 84 | 41 | 38 | 463 | ▼ | 755 |
| Concealed Handgun Permits | 2024 | 61 | 57 | 88 | 50 | 44 | 43 | 45 | - | - | - | - | - | 388 | -11% | 388 |
| | 2023 | 74 | 66 | 91 | 60 | 63 | 40 | 41 | 74 | 61 | 48 | 57 | 47 | 435 | ▼ | 722 |
| Miscellaneous/ Other | 2024 | 22 | 18 | 42 | 42 | 47 | 23 | 24 | - | - | - | - | - | 218 | 0% | 218 |
| | 2023 | 27 | 22 | 34 | 39 | 41 | 27 | 28 | 39 | 29 | 36 | 24 | 28 | 218 | ↔ | 374 |
| Others | 2024 | - | - | - | - | - | 1 | - | - | - | - | - | - | 1 | -83% | 1 |
| | 2023 | - | 3 | 1 | 2 | - | - | - | - | 1 | - | - | - | 6 | ▼ | 8 |

| Filings by Case Category | | | | | | | | | | | | | | | | |
|--|------|-----|-----|-----|-----|-----|-----|-----|-----|-----|-----|-----|-----|----------|----------|-------|
| Case Categories | | Jan | Feb | Mar | Apr | May | Jun | Jul | Aug | Sep | Oct | Nov | Dec | Thru Jul | % Change | Total |
| Administrative Law | 2024 | - | - | - | - | - | - | - | - | - | - | - | - | 0 | 0 | 0 |
| | 2023 | - | - | - | - | - | - | - | - | 1 | - | - | - | 0 | ↔ | 1 |
| Contested Divorce | 2024 | - | 5 | 2 | 2 | 1 | 5 | 1 | - | - | - | - | - | 16 | 129% | 16 |
| | 2023 | - | 1 | 2 | - | 2 | 1 | 1 | 5 | 3 | 1 | - | 2 | 7 | ▲ | 18 |
| Domestic and Family - Level 1 | 2024 | 2 | 2 | 5 | 3 | 3 | 2 | 3 | - | - | - | - | - | 20 | 43% | 20 |
| | 2023 | 2 | 5 | 1 | 1 | 1 | 3 | 1 | 1 | 2 | - | 3 | 9 | 14 | ▲ | 29 |
| Domestic and Family - Level 2 | 2024 | 1 | 8 | - | - | 1 | 1 | - | - | - | - | - | - | 11 | -59% | 11 |
| | 2023 | 2 | - | - | 1 | 16 | 8 | - | 1 | - | 1 | 1 | 1 | 27 | ▼ | 31 |
| Felonies and Related Matters | 2024 | 33 | 30 | 38 | 24 | 10 | 35 | 27 | - | - | - | - | - | 197 | -36% | 197 |
| | 2023 | 30 | 36 | 37 | 27 | 90 | 34 | 56 | 31 | 42 | 55 | 25 | 24 | 310 | ▼ | 487 |
| General Civil - Level 1 | 2024 | - | - | 1 | - | - | - | - | - | - | - | - | - | 1 | 0% | 1 |
| | 2023 | - | - | - | - | 1 | - | - | - | - | - | - | - | 1 | ↔ | 1 |
| General Civil - Level 2 | 2024 | 5 | 3 | 5 | 2 | 5 | 7 | 9 | - | - | - | - | - | 36 | 29% | 36 |
| | 2023 | 3 | 6 | 3 | 5 | 5 | 4 | 2 | 8 | 3 | 6 | 4 | 6 | 28 | ▲ | 55 |
| General Civil - Level 3 | 2024 | 2 | 8 | 14 | 5 | 5 | 1 | 2 | - | - | - | - | - | 37 | 48% | 37 |
| | 2023 | 5 | 2 | 3 | 9 | 2 | 1 | 3 | 5 | 1 | 1 | 2 | 2 | 25 | ▲ | 36 |
| Miscellaneous Civil | 2024 | 82 | 73 | 103 | 69 | 62 | 62 | 69 | - | - | - | - | - | 520 | -6% | 520 |
| | 2023 | 89 | 81 | 104 | 73 | 88 | 59 | 58 | 94 | 82 | 71 | 76 | 64 | 552 | ▼ | 939 |
| Misdemeanor | 2024 | 22 | 12 | 29 | 16 | 10 | 27 | 36 | - | - | - | - | - | 152 | 21% | 152 |
| | 2023 | 16 | 17 | 18 | 4 | 38 | 21 | 12 | 25 | 24 | 29 | 14 | 14 | 126 | ▲ | 232 |
| Other | 2024 | - | 1 | 26 | 24 | 23 | 4 | - | - | - | - | - | - | 78 | -27% | 78 |
| | 2023 | 13 | 11 | 21 | 27 | 17 | 8 | 10 | 18 | 12 | 14 | 4 | 13 | 107 | ▼ | 168 |
| Other Criminally Related Matters | 2024 | 11 | 6 | 5 | 11 | 5 | 3 | 2 | - | - | - | - | - | 43 | 54% | 43 |
| | 2023 | 7 | 3 | 4 | 3 | 4 | 6 | 1 | 3 | 4 | - | 2 | 1 | 28 | ▲ | 38 |
| Probates/Wills & Trusts - Level 1 | 2024 | - | 1 | - | - | - | 2 | - | - | - | - | - | - | 3 | 3 | 3 |
| | 2023 | - | - | - | - | - | - | - | - | 1 | - | - | - | 0 | ↔ | 1 |
| Probates/Wills & Trusts - Level 2 | 2024 | - | 1 | 3 | 1 | 2 | 1 | - | - | - | - | - | - | 8 | -20% | 8 |
| | 2023 | - | - | 2 | - | - | 2 | 6 | - | - | - | 2 | - | 10 | ▼ | 12 |
| Uncontested Divorce | 2024 | 7 | 2 | 2 | 5 | 9 | 4 | 6 | - | - | - | - | - | 35 | 17% | 35 |
| | 2023 | 5 | 4 | 6 | 7 | 1 | 5 | 2 | 3 | 4 | 6 | 3 | 3 | 30 | ▲ | 49 |

| Dashboard | | Monthly Filings Summary | | Jan --- Jul Filings | |
|---|---|-------------------------|--|---------------------|--|
| <p>Court: Essex Circuit Start/End Date: Jan-23 / Jul-24 2023 Average Month: 62 Jan-Jul 2023: 426 Filings Trending: ▼</p> | <p>Circuit/Court ID: 15 215057 Type of Case: Filings 2024 Average Month:54 Jan-Jul 2024 : 375 Overall AVG. Month: 59</p> | | | | |

| Filings by Division | | | | | | | | | | | | | | | | |
|----------------------------------|------|-----|-----|-----|-----|-----|-----|-----|-----|-----|-----|-----|-----|----------|----------|-------|
| Divisions | | Jan | Feb | Mar | Apr | May | Jun | Jul | Aug | Sep | Oct | Nov | Dec | Thru Jul | % Change | Total |
| Total | 2024 | 65 | 36 | 50 | 70 | 47 | 54 | 53 | - | - | - | - | - | 375 | -12% | 375 |
| | 2023 | 62 | 60 | 114 | 52 | 51 | 58 | 29 | 55 | 109 | 67 | 42 | 43 | 426 | ▼ | 742 |
| Civil | 2024 | 5 | 6 | 12 | 13 | 12 | 7 | 6 | - | - | - | - | - | 61 | -6% | 61 |
| | 2023 | 12 | 7 | 7 | 9 | 15 | 6 | 9 | 11 | 2 | 10 | 2 | 4 | 65 | ▼ | 94 |
| Criminal | 2024 | 16 | 4 | 5 | 20 | 11 | 19 | 22 | - | - | - | - | - | 97 | -16% | 97 |
| | 2023 | 10 | 3 | 56 | 20 | 7 | 16 | 3 | 17 | 61 | 22 | 9 | 22 | 115 | ▼ | 246 |
| Concealed Handgun Permits | 2024 | 28 | 14 | 18 | 23 | 19 | 13 | 12 | - | - | - | - | - | 127 | -14% | 127 |
| | 2023 | 25 | 30 | 29 | 12 | 11 | 25 | 15 | 13 | 30 | 20 | 16 | 12 | 147 | ▼ | 238 |
| Miscellaneous/ Other | 2024 | 16 | 12 | 15 | 14 | 5 | 15 | 13 | - | - | - | - | - | 90 | -9% | 90 |
| | 2023 | 15 | 20 | 22 | 11 | 18 | 11 | 2 | 14 | 16 | 15 | 14 | 5 | 99 | ▼ | 163 |
| Others | 2024 | - | - | - | - | - | - | - | - | - | - | - | - | 0 | 0 | 0 |
| | 2023 | - | - | - | - | - | - | - | - | - | - | 1 | - | 0 | ↔ | 1 |

| Filings by Case Category | | | | | | | | | | | | | | | | |
|--|------|-----|-----|-----|-----|-----|-----|-----|-----|-----|-----|-----|-----|----------|----------|-------|
| Case Categories | | Jan | Feb | Mar | Apr | May | Jun | Jul | Aug | Sep | Oct | Nov | Dec | Thru Jul | % Change | Total |
| Administrative Law | 2024 | - | - | - | - | - | - | - | - | - | - | - | - | 0 | -100% | 0 |
| | 2023 | - | - | - | - | - | - | 1 | - | - | - | - | - | 1 | ▼ | 1 |
| Contested Divorce | 2024 | - | - | - | - | 2 | 1 | - | - | - | - | - | - | 3 | -63% | 3 |
| | 2023 | 1 | 2 | 2 | 1 | 1 | 1 | - | - | - | - | - | - | 8 | ▼ | 8 |
| Domestic and Family - Level 1 | 2024 | - | - | 7 | 2 | 4 | - | - | - | - | - | - | - | 13 | 44% | 13 |
| | 2023 | 1 | - | 1 | - | 6 | - | 1 | 9 | - | - | - | 1 | 9 | ▲ | 19 |
| Domestic and Family - Level 2 | 2024 | - | - | - | - | - | - | 1 | - | - | - | - | - | 1 | -83% | 1 |
| | 2023 | 1 | - | 1 | 2 | 2 | - | - | - | - | 1 | - | - | 6 | ▼ | 7 |
| Felonies and Related Matters | 2024 | 13 | 3 | 2 | 10 | 8 | 13 | 21 | - | - | - | - | - | 70 | -21% | 70 |
| | 2023 | 7 | 2 | 41 | 17 | 7 | 13 | 2 | 9 | 60 | 12 | 5 | 15 | 89 | ▼ | 190 |
| General Civil - Level 1 | 2024 | - | - | - | - | - | - | - | - | - | - | - | - | 0 | -100% | 0 |
| | 2023 | - | - | - | 1 | - | 1 | - | - | - | - | 1 | - | 2 | ▼ | 3 |
| General Civil - Level 2 | 2024 | 3 | 2 | 1 | 3 | 2 | 3 | - | - | - | - | - | - | 14 | 17% | 14 |
| | 2023 | 2 | - | 1 | 6 | 2 | 1 | - | - | 1 | 2 | 1 | 2 | 12 | ▲ | 18 |
| General Civil - Level 3 | 2024 | - | 2 | 2 | 5 | 1 | 2 | 2 | - | - | - | - | - | 14 | -7% | 14 |
| | 2023 | 4 | 1 | 2 | 1 | 3 | - | 4 | 1 | 1 | 6 | 1 | - | 15 | ▼ | 24 |
| Miscellaneous Civil | 2024 | 32 | 15 | 23 | 26 | 19 | 17 | 14 | - | - | - | - | - | 146 | -14% | 146 |
| | 2023 | 29 | 32 | 33 | 15 | 16 | 27 | 17 | 14 | 33 | 26 | 22 | 15 | 169 | ▼ | 279 |
| Misdemeanor | 2024 | 3 | - | - | 8 | 2 | 1 | - | - | - | - | - | - | 14 | 100% | 14 |
| | 2023 | 3 | 1 | 2 | - | - | - | 1 | 4 | - | 8 | 2 | 3 | 7 | ▲ | 24 |
| Other | 2024 | 12 | 11 | 10 | 11 | 5 | 10 | 11 | - | - | - | - | - | 70 | -4% | 70 |
| | 2023 | 11 | 18 | 17 | 6 | 13 | 8 | - | 12 | 12 | 8 | 9 | 2 | 73 | ▼ | 116 |
| Other Criminally Related Matters | 2024 | - | 1 | 3 | 2 | 1 | 5 | 1 | - | - | - | - | - | 13 | -38% | 13 |
| | 2023 | - | - | 13 | 3 | - | 3 | 2 | 4 | 1 | 2 | 2 | 4 | 21 | ▼ | 34 |
| Probates/Wills & Trusts - Level 1 | 2024 | - | 1 | - | - | - | - | - | - | - | - | - | - | 1 | 1 | 1 |
| | 2023 | - | - | - | - | - | - | - | - | - | - | - | - | 0 | ↔ | 0 |
| Probates/Wills & Trusts - Level 2 | 2024 | 1 | - | - | 1 | - | - | 1 | - | - | - | - | - | 3 | 3 | 3 |
| | 2023 | - | - | - | - | - | - | - | - | - | - | - | 1 | 0 | ↔ | 1 |
| Uncontested Divorce | 2024 | 1 | 1 | 2 | 2 | 3 | 2 | 2 | - | - | - | - | - | 13 | -7% | 13 |
| | 2023 | 3 | 4 | 1 | - | 1 | 4 | 1 | 2 | 1 | 1 | - | - | 14 | ▼ | 18 |

This report reflects data in the case management system. Numbers will update accordingly as reports are refreshed and posted.

| Dashboard | | Monthly Filings Summary | | Jan --- Jul Filings | | | | | |
|--|------------------------------------|-------------------------|--|---|--|-------|-------|------|------|
| Court: Hanover Circuit | Circuit/Court ID: 15 215085 | | | <table border="1"> <tr> <td>4,036</td> <td>4,370</td> </tr> <tr> <td>2024</td> <td>2023</td> </tr> </table> | | 4,036 | 4,370 | 2024 | 2023 |
| 4,036 | 4,370 | | | | | | | | |
| 2024 | 2023 | | | | | | | | |
| Start/End Date: Jan-23 / Jul-24 | Type of Case: Filings | | | | | | | | |
| 2023 Average Month: 608 | 2024 Average Month: 577 | | | | | | | | |
| Jan-Jul 2023: 4,370 | Jan-Jul 2024 : 4,036 | | | | | | | | |
| Filings Trending: ▼ | Overall AVG. Month: 597 | | | | | | | | |

| Filings by Division | | | | | | | | | | | | | | | | |
|----------------------------------|------|-----|-----|-----|-----|-----|-----|-----|-----|-----|-----|-----|-----|----------|----------|-------|
| Divisions | | Jan | Feb | Mar | Apr | May | Jun | Jul | Aug | Sep | Oct | Nov | Dec | Thru Jul | % Change | Total |
| Total | 2024 | 635 | 675 | 611 | 491 | 605 | 466 | 553 | - | - | - | - | - | 4,036 | -8% | 4,036 |
| | 2023 | 710 | 554 | 803 | 541 | 654 | 609 | 499 | 666 | 629 | 561 | 542 | 532 | 4,370 | ▼ | 7,300 |
| Civil | 2024 | 126 | 129 | 127 | 134 | 99 | 92 | 101 | - | - | - | - | - | 808 | 1% | 808 |
| | 2023 | 82 | 94 | 150 | 99 | 130 | 145 | 102 | 151 | 119 | 116 | 93 | 104 | 802 | ▲ | 1,385 |
| Criminal | 2024 | 210 | 253 | 218 | 141 | 230 | 198 | 183 | - | - | - | - | - | 1,433 | -7% | 1,433 |
| | 2023 | 225 | 184 | 274 | 199 | 271 | 215 | 177 | 284 | 261 | 195 | 221 | 236 | 1,545 | ▼ | 2,742 |
| Concealed Handgun Permits | 2024 | 251 | 208 | 199 | 156 | 146 | 119 | 157 | - | - | - | - | - | 1,236 | -14% | 1,236 |
| | 2023 | 291 | 216 | 248 | 192 | 176 | 172 | 139 | 161 | 158 | 199 | 171 | 154 | 1,434 | ▼ | 2,277 |
| Miscellaneous/ Other | 2024 | 48 | 85 | 65 | 60 | 130 | 57 | 112 | - | - | - | - | - | 557 | -5% | 557 |
| | 2023 | 112 | 60 | 130 | 51 | 77 | 77 | 81 | 69 | 90 | 51 | 57 | 38 | 588 | ▼ | 893 |
| Others | 2024 | - | - | 2 | - | - | - | - | - | - | - | - | - | 2 | 100% | 2 |
| | 2023 | - | - | 1 | - | - | - | - | 1 | 1 | - | - | - | 1 | ▲ | 3 |

| Filings by Case Category | | | | | | | | | | | | | | | | |
|--|------|-----|-----|-----|-----|-----|-----|-----|-----|-----|-----|-----|-----|----------|----------|-------|
| Case Categories | | Jan | Feb | Mar | Apr | May | Jun | Jul | Aug | Sep | Oct | Nov | Dec | Thru Jul | % Change | Total |
| Administrative Law | 2024 | 1 | 2 | 1 | - | 1 | - | - | - | - | - | - | - | 5 | 150% | 5 |
| | 2023 | - | 1 | - | 1 | - | - | - | - | 2 | 1 | - | - | 2 | ▲ | 5 |
| Capital Murder | 2024 | - | - | - | - | - | - | - | - | - | - | - | - | 0 | -100% | 0 |
| | 2023 | - | - | - | - | 2 | - | - | - | - | - | - | - | 2 | ▼ | 2 |
| Contested Divorce | 2024 | 24 | 17 | 20 | 16 | 17 | 11 | 12 | - | - | - | - | - | 117 | -20% | 117 |
| | 2023 | 15 | 14 | 29 | 22 | 22 | 27 | 17 | 20 | 12 | 16 | 13 | 18 | 146 | ▼ | 225 |
| Domestic and Family - Level 1 | 2024 | 5 | 5 | 5 | 3 | 6 | 6 | 5 | - | - | - | - | - | 35 | -3% | 35 |
| | 2023 | 3 | 2 | 7 | 2 | 5 | 6 | 11 | 7 | 10 | 9 | 5 | 6 | 36 | ▼ | 73 |
| Domestic and Family - Level 2 | 2024 | 5 | 2 | 4 | 15 | 8 | 5 | 11 | - | - | - | - | - | 50 | 16% | 50 |
| | 2023 | 2 | 4 | 7 | 1 | 13 | 9 | 7 | 10 | 10 | 6 | 5 | 2 | 43 | ▲ | 76 |
| Felonies and Related Matters | 2024 | 127 | 149 | 121 | 74 | 143 | 131 | 99 | - | - | - | - | - | 844 | -7% | 844 |
| | 2023 | 132 | 89 | 167 | 129 | 163 | 118 | 109 | 161 | 166 | 111 | 142 | 118 | 907 | ▼ | 1,605 |
| General Civil - Level 1 | 2024 | - | - | - | 1 | - | 1 | - | - | - | - | - | - | 2 | -50% | 2 |
| | 2023 | - | - | - | 1 | - | 1 | 2 | - | - | 1 | - | 1 | 4 | ▼ | 6 |
| General Civil - Level 2 | 2024 | 34 | 40 | 38 | 38 | 21 | 18 | 25 | - | - | - | - | - | 214 | 34% | 214 |
| | 2023 | 16 | 15 | 35 | 19 | 25 | 36 | 14 | 54 | 38 | 43 | 23 | 37 | 160 | ▲ | 355 |
| General Civil - Level 3 | 2024 | 12 | 7 | 7 | 5 | 4 | 5 | 10 | - | - | - | - | - | 50 | 11% | 50 |
| | 2023 | 4 | 9 | 3 | 4 | 6 | 13 | 6 | 12 | 6 | 2 | 8 | 5 | 45 | ▲ | 78 |
| Miscellaneous Civil | 2024 | 296 | 289 | 258 | 218 | 281 | 172 | 266 | - | - | - | - | - | 1,780 | -11% | 1,780 |
| | 2023 | 400 | 276 | 371 | 239 | 254 | 248 | 213 | 226 | 244 | 250 | 219 | 195 | 2,001 | ▼ | 3,135 |
| Misdemeanor | 2024 | 74 | 91 | 86 | 59 | 82 | 59 | 70 | - | - | - | - | - | 521 | -11% | 521 |
| | 2023 | 85 | 87 | 100 | 64 | 101 | 87 | 63 | 107 | 90 | 79 | 75 | 115 | 587 | ▼ | 1,053 |
| Other | 2024 | 5 | 6 | 7 | 3 | 2 | 3 | 2 | - | - | - | - | - | 28 | -15% | 28 |
| | 2023 | 3 | 4 | 7 | 7 | 4 | 5 | 3 | 6 | 4 | 2 | 3 | 8 | 33 | ▼ | 56 |
| Other Criminally Related Matters | 2024 | 9 | 13 | 11 | 8 | 5 | 8 | 14 | - | - | - | - | - | 68 | 19% | 68 |
| | 2023 | 8 | 8 | 8 | 6 | 9 | 10 | 8 | 16 | 7 | 5 | 5 | 3 | 57 | ▲ | 93 |
| Probates/Wills & Trusts - Level 1 | 2024 | - | 1 | 1 | - | - | - | 1 | - | - | - | - | - | 3 | -40% | 3 |
| | 2023 | - | - | 1 | 1 | 1 | 2 | - | 1 | 2 | 1 | - | - | 5 | ▼ | 9 |
| Probates/Wills & Trusts - Level 2 | 2024 | 6 | 6 | 3 | 2 | - | 4 | 4 | - | - | - | - | - | 25 | 32% | 25 |
| | 2023 | 2 | 1 | 5 | 4 | 5 | 2 | 2 | 1 | 1 | - | 2 | 2 | 19 | ▲ | 25 |
| Uncontested Divorce | 2024 | 37 | 47 | 49 | 49 | 35 | 43 | 34 | - | - | - | - | - | 294 | -9% | 294 |
| | 2023 | 40 | 44 | 63 | 41 | 44 | 45 | 46 | 45 | 37 | 35 | 42 | 22 | 323 | ▼ | 504 |

CPSS-CCMS-10.01 CASELOAD STATISTICS OF THE CIRCUIT COURTS

King George

January 2023 -- July 2024 Filings

Alexandria and Fairfax Circuit are not Included in State Totals

| Dashboard | Monthly Filings Summary | Jan --- Jul Filings | | | | | | |
|---|-------------------------|---|--------------|--------------|--|--|------|------|
| <p>Court: King George Circuit Start/End Date: Jan-23 / Jul-24 2023 Average Month: 142 Jan-Jul 2023: 1,022 Filings Trending: ↔</p> <p>Circuit/Court ID: 15 215099 Type of Case: Filings 2024 Average Month: 146 Jan-Jul 2024 : 1,025 Overall AVG. Month: 143</p> | | <table style="margin: auto;"> <tr> <td style="text-align: center;">1,025</td> <td style="text-align: center;">1,022</td> </tr> <tr> <td style="text-align: center;"></td> <td style="text-align: center;"></td> </tr> <tr> <td style="text-align: center;">2024</td> <td style="text-align: center;">2023</td> </tr> </table> | 1,025 | 1,022 | | | 2024 | 2023 |
| 1,025 | 1,022 | | | | | | | |
| | | | | | | | | |
| 2024 | 2023 | | | | | | | |

| Filings by Division | | | | | | | | | | | | | | | | |
|----------------------------------|------|-----|-----|-----|-----|-----|-----|-----|-----|-----|-----|-----|-----|----------|----------|-------|
| Divisions | | Jan | Feb | Mar | Apr | May | Jun | Jul | Aug | Sep | Oct | Nov | Dec | Thru Jul | % Change | Total |
| Total | 2024 | 207 | 120 | 130 | 172 | 113 | 136 | 147 | - | - | - | - | - | 1,025 | 0% | 1,025 |
| | 2023 | 180 | 166 | 155 | 118 | 112 | 133 | 158 | 121 | 134 | 192 | 111 | 120 | 1,022 | ▲ | 1,700 |
| Civil | 2024 | 14 | 13 | 18 | 28 | 16 | 9 | 8 | - | - | - | - | - | 106 | 12% | 106 |
| | 2023 | 22 | 15 | 10 | 12 | 14 | 10 | 12 | 10 | 23 | 11 | 18 | 11 | 95 | ▲ | 168 |
| Criminal | 2024 | 102 | 32 | 21 | 72 | 32 | 46 | 75 | - | - | - | - | - | 380 | 3% | 380 |
| | 2023 | 70 | 63 | 51 | 37 | 21 | 51 | 76 | 36 | 45 | 100 | 25 | 46 | 369 | ▲ | 621 |
| Concealed Handgun Permits | 2024 | 71 | 52 | 66 | 52 | 43 | 63 | 48 | - | - | - | - | - | 395 | -6% | 395 |
| | 2023 | 60 | 71 | 71 | 49 | 60 | 58 | 52 | 59 | 50 | 66 | 54 | 40 | 421 | ▼ | 690 |
| Miscellaneous/Other | 2024 | 20 | 23 | 25 | 20 | 21 | 18 | 15 | - | - | - | - | - | 142 | 4% | 142 |
| | 2023 | 28 | 17 | 23 | 20 | 17 | 14 | 18 | 16 | 16 | 15 | 14 | 23 | 137 | ▲ | 221 |
| Others | 2024 | - | - | - | - | 1 | - | 1 | - | - | - | - | - | 2 | 2 | 2 |
| | 2023 | - | - | - | - | - | - | - | - | - | - | - | - | 0 | ↔ | 0 |

| Filings by Case Category | | | | | | | | | | | | | | | | |
|--|------|-----|-----|-----|-----|-----|-----|-----|-----|-----|-----|-----|-----|----------|----------|-------|
| Case Categories | | Jan | Feb | Mar | Apr | May | Jun | Jul | Aug | Sep | Oct | Nov | Dec | Thru Jul | % Change | Total |
| Administrative Law | 2024 | - | - | - | - | - | - | 1 | - | - | - | - | - | 1 | 1 | 1 |
| | 2023 | - | - | - | - | - | - | - | - | - | - | - | - | 0 | ↔ | 0 |
| Capital Murder | 2024 | - | - | - | - | - | - | - | - | - | - | - | - | 0 | -100% | 0 |
| | 2023 | - | - | 1 | - | - | - | - | - | - | - | - | - | 1 | ▼ | 1 |
| Contested Divorce | 2024 | 3 | 3 | 1 | 1 | 1 | 2 | 2 | - | - | - | - | - | 13 | 0% | 13 |
| | 2023 | 3 | 1 | 1 | 2 | 1 | 1 | 4 | 3 | 1 | - | - | 2 | 13 | ↔ | 19 |
| Domestic and Family - Level 1 | 2024 | 3 | - | 1 | 8 | 2 | - | - | - | - | - | - | - | 14 | -18% | 14 |
| | 2023 | - | 7 | 2 | 2 | 1 | 4 | 1 | 1 | 4 | - | - | - | 17 | ▼ | 22 |
| Domestic and Family - Level 2 | 2024 | 1 | 1 | 1 | - | 1 | 1 | - | - | - | - | - | - | 5 | 67% | 5 |
| | 2023 | 2 | - | - | - | 1 | - | - | 1 | 2 | 3 | 1 | - | 3 | ▲ | 10 |
| Felonies and Related Matters | 2024 | 75 | 20 | 10 | 43 | 12 | 25 | 51 | - | - | - | - | - | 236 | 4% | 236 |
| | 2023 | 56 | 25 | 28 | 24 | 10 | 36 | 48 | 27 | 28 | 64 | 22 | 28 | 227 | ▲ | 396 |
| General Civil - Level 1 | 2024 | 2 | - | 1 | - | - | - | - | - | - | - | - | - | 3 | 3 | 3 |
| | 2023 | - | - | - | - | - | - | - | - | - | 1 | - | 1 | 0 | ↔ | 2 |
| General Civil - Level 2 | 2024 | 1 | 4 | 3 | 4 | 3 | 1 | - | - | - | - | - | - | 16 | -16% | 16 |
| | 2023 | 4 | - | 1 | 1 | 7 | 3 | 3 | 1 | 6 | 2 | 7 | 2 | 19 | ▼ | 37 |
| General Civil - Level 3 | 2024 | 3 | 4 | 3 | - | 3 | - | 1 | - | - | - | - | - | 14 | -13% | 14 |
| | 2023 | 7 | 1 | 1 | 2 | 2 | 1 | 2 | - | - | 1 | 5 | 2 | 16 | ▼ | 24 |
| Miscellaneous Civil | 2024 | 79 | 64 | 78 | 62 | 61 | 78 | 58 | - | - | - | - | - | 480 | -7% | 480 |
| | 2023 | 79 | 83 | 85 | 65 | 72 | 68 | 64 | 71 | 61 | 76 | 59 | 57 | 516 | ▼ | 840 |
| Misdemeanor | 2024 | 26 | 11 | 8 | 20 | 19 | 19 | 20 | - | - | - | - | - | 123 | 2% | 123 |
| | 2023 | 13 | 34 | 19 | 12 | 8 | 14 | 21 | 6 | 13 | 35 | 3 | 16 | 121 | ▲ | 194 |
| Other | 2024 | 8 | 10 | 12 | 11 | 6 | 3 | 6 | - | - | - | - | - | 56 | 37% | 56 |
| | 2023 | 9 | 5 | 8 | 4 | 5 | 4 | 6 | 5 | 5 | 3 | 9 | 7 | 41 | ▲ | 70 |
| Other Criminally Related Matters | 2024 | 1 | 1 | 3 | 9 | 1 | 2 | 4 | - | - | - | - | - | 21 | 5% | 21 |
| | 2023 | 1 | 4 | 3 | 1 | 3 | 1 | 7 | 3 | 7 | 1 | - | 2 | 20 | ▲ | 33 |
| Probates/Wills & Trusts - Level 2 | 2024 | - | - | 1 | 1 | 2 | 2 | - | - | - | - | - | - | 6 | 20% | 6 |
| | 2023 | - | - | 1 | 4 | - | - | - | - | - | 2 | - | - | 5 | ▲ | 7 |
| Protective Orders | 2024 | 1 | - | - | 3 | - | 1 | - | - | - | - | - | - | 5 | 5 | 5 |
| | 2023 | - | - | - | - | - | - | - | - | 1 | - | - | 2 | 0 | ↔ | 3 |
| Uncontested Divorce | 2024 | 4 | 2 | 8 | 10 | 2 | 2 | 4 | - | - | - | - | - | 32 | 39% | 32 |
| | 2023 | 6 | 6 | 5 | 1 | 2 | 1 | 2 | 3 | 6 | 4 | 5 | 1 | 23 | ▲ | 42 |

This report reflects data in the case management system. Numbers will update accordingly as reports are refreshed and posted.

| Dashboard | | Monthly Filings Summary | | Jan --- Jul Filings | | | | | |
|---|--|---|--|--|--|------------|------------|------|------|
| <p>Court: Lancaster Circuit Start/End Date: Jan-23 / Jul-24 2023 Average Month: 64 Jan-Jul 2023: 472 Filings Trending: ▼</p> | <p>Circuit/Court ID: 15 215103 Type of Case: Filings 2024 Average Month: 61 Jan-Jul 2024 : 428 Overall AVG. Month: 63</p> | <p style="text-align: center; font-weight: bold; font-size: 1.2em;">Jan 23 - Jul 24</p> | | <table style="margin: auto;"> <tr> <td style="text-align: center; width: 50px;">428</td> <td style="text-align: center; width: 50px;">472</td> </tr> <tr> <td style="text-align: center; width: 50px;">2024</td> <td style="text-align: center; width: 50px;">2023</td> </tr> </table> | | 428 | 472 | 2024 | 2023 |
| 428 | 472 | | | | | | | | |
| 2024 | 2023 | | | | | | | | |

| Filings by Division | | | | | | | | | | | | | | | | |
|----------------------------------|------|-----|-----|-----|-----|-----|-----|-----|-----|-----|-----|-----|-----|----------|----------|-------|
| Divisions | | Jan | Feb | Mar | Apr | May | Jun | Jul | Aug | Sep | Oct | Nov | Dec | Thru Jul | % Change | Total |
| Total | 2024 | 99 | 69 | 44 | 81 | 40 | 38 | 57 | - | - | - | - | - | 428 | -9% | 428 |
| | 2023 | 63 | 81 | 70 | 59 | 64 | 47 | 88 | 45 | 68 | 88 | 33 | 59 | 472 | ▼ | 765 |
| Civil | 2024 | 18 | 7 | 4 | 8 | 6 | 11 | 5 | - | - | - | - | - | 59 | 28% | 59 |
| | 2023 | 3 | 4 | 7 | 10 | 13 | 5 | 4 | 8 | 2 | 5 | 3 | 12 | 46 | ▲ | 76 |
| Criminal | 2024 | 51 | 35 | 13 | 41 | 7 | 7 | 27 | - | - | - | - | - | 181 | 1% | 181 |
| | 2023 | 24 | 34 | 12 | 25 | 17 | 14 | 54 | 15 | 36 | 52 | 8 | 17 | 180 | ▲ | 308 |
| Concealed Handgun Permits | 2024 | 17 | 20 | 18 | 23 | 15 | 12 | 17 | - | - | - | - | - | 122 | -28% | 122 |
| | 2023 | 25 | 31 | 41 | 16 | 18 | 16 | 23 | 10 | 23 | 20 | 19 | 22 | 170 | ▼ | 264 |
| Miscellaneous/ Other | 2024 | 13 | 7 | 9 | 9 | 12 | 8 | 8 | - | - | - | - | - | 66 | -13% | 66 |
| | 2023 | 11 | 12 | 10 | 8 | 16 | 12 | 7 | 12 | 7 | 11 | 3 | 8 | 76 | ▼ | 117 |

| Filings by Case Category | | | | | | | | | | | | | | | | |
|--|------|-----|-----|-----|-----|-----|-----|-----|-----|-----|-----|-----|-----|----------|----------|-------|
| Case Categories | | Jan | Feb | Mar | Apr | May | Jun | Jul | Aug | Sep | Oct | Nov | Dec | Thru Jul | % Change | Total |
| Administrative Law | 2024 | - | - | 1 | - | - | - | - | - | - | - | - | - | 1 | 0% | 1 |
| | 2023 | 1 | - | - | - | - | - | - | - | - | - | - | - | 1 | ↔ | 1 |
| Contested Divorce | 2024 | - | 1 | 1 | 2 | - | 1 | - | - | - | - | - | - | 5 | 67% | 5 |
| | 2023 | - | - | 1 | 2 | - | - | - | - | 1 | - | - | 1 | 3 | ▲ | 5 |
| Domestic and Family - Level 1 | 2024 | - | - | - | - | - | 5 | 2 | - | - | - | - | - | 7 | 133% | 7 |
| | 2023 | - | - | 1 | 2 | - | - | - | 3 | - | - | - | 1 | 3 | ▲ | 8 |
| Domestic and Family - Level 2 | 2024 | - | - | 1 | - | 1 | 1 | - | - | - | - | - | - | 3 | 3 | 3 |
| | 2023 | - | - | - | - | - | - | - | 1 | - | - | - | - | 0 | ↔ | 1 |
| Felonies and Related Matters | 2024 | 39 | 14 | 11 | 24 | 7 | 5 | 20 | - | - | - | - | - | 120 | -10% | 120 |
| | 2023 | 12 | 27 | 12 | 17 | 11 | 13 | 41 | 8 | 30 | 40 | 2 | 17 | 133 | ▼ | 230 |
| General Civil - Level 1 | 2024 | - | 1 | - | - | - | - | - | - | - | - | - | - | 1 | 0% | 1 |
| | 2023 | - | - | 1 | - | - | - | - | - | - | - | - | - | 2 | ↔ | 3 |
| General Civil - Level 2 | 2024 | 4 | 3 | - | 4 | - | 4 | 3 | - | - | - | - | - | 18 | 64% | 18 |
| | 2023 | - | 2 | 2 | 2 | 3 | 1 | 1 | 3 | 1 | 3 | - | 2 | 11 | ▲ | 20 |
| General Civil - Level 3 | 2024 | 14 | 1 | 1 | 1 | 2 | - | - | - | - | - | - | - | 19 | 19% | 19 |
| | 2023 | - | 1 | 1 | 3 | 8 | 3 | - | 2 | 1 | 3 | - | 5 | 16 | ▲ | 27 |
| Miscellaneous Civil | 2024 | 21 | 24 | 25 | 31 | 26 | 18 | 24 | - | - | - | - | - | 169 | -23% | 169 |
| | 2023 | 30 | 41 | 46 | 21 | 29 | 27 | 25 | 21 | 27 | 26 | 22 | 27 | 219 | ▼ | 342 |
| Misdemeanor | 2024 | 10 | 20 | 2 | 16 | - | - | 5 | - | - | - | - | - | 53 | 61% | 53 |
| | 2023 | 11 | 2 | - | 7 | 2 | - | 11 | 6 | 6 | 10 | 6 | - | 33 | ▲ | 61 |
| Other | 2024 | 9 | 2 | 1 | 1 | 2 | 1 | 1 | - | - | - | - | - | 17 | -37% | 17 |
| | 2023 | 6 | 1 | 5 | 2 | 6 | - | 7 | - | 2 | 3 | - | 3 | 27 | ▼ | 35 |
| Other Criminally Related Matters | 2024 | 2 | 1 | - | 2 | - | 2 | 2 | - | - | - | - | - | 9 | -36% | 9 |
| | 2023 | 1 | 5 | - | 1 | 4 | 1 | 2 | 1 | - | 2 | 1 | - | 14 | ▼ | 18 |
| Probates/Wills & Trusts - Level 2 | 2024 | - | 1 | - | - | - | - | - | - | - | - | - | - | 1 | -67% | 1 |
| | 2023 | 1 | - | 1 | - | 1 | - | - | - | - | 1 | - | - | 3 | ▼ | 4 |
| Uncontested Divorce | 2024 | - | 1 | 1 | - | 2 | 1 | - | - | - | - | - | - | 5 | -38% | 5 |
| | 2023 | 1 | 2 | - | 2 | - | 2 | 1 | - | - | - | - | 1 | 8 | ▼ | 10 |

| Dashboard | | Monthly Filings Summary | | Jan --- Jul Filings | | | | | |
|--|---|--|--|--|--|------------|------------|------|------|
| <p>Court: Northumberland Circuit Start/End Date: Jan-23 / Jul-24 2023 Average Month: 73 Jan-Jul 2023: 501 Filings Trending: ↔</p> | <p>Circuit/Court ID: 15 215133 Type of Case: Filings 2024 Average Month:70 Jan-Jul 2024 : 493 Overall AVG. Month: 72</p> | <p style="text-align: center; font-weight: bold; color: white; background-color: black; padding: 2px;">Jan 23 - Jul 24</p> | | <table style="margin: auto;"> <tr> <td style="text-align: center; width: 50px;">493</td> <td style="text-align: center; width: 50px;">501</td> </tr> <tr> <td style="text-align: center; width: 50px;">2024</td> <td style="text-align: center; width: 50px;">2023</td> </tr> </table> | | 493 | 501 | 2024 | 2023 |
| 493 | 501 | | | | | | | | |
| 2024 | 2023 | | | | | | | | |

| Filings by Division | | | | | | | | | | | | | | | | |
|----------------------------------|------|-----|-----|-----|-----|-----|-----|-----|-----|-----|-----|-----|-----|----------|----------|-------|
| Divisions | | Jan | Feb | Mar | Apr | May | Jun | Jul | Aug | Sep | Oct | Nov | Dec | Thru Jul | % Change | Total |
| Total | 2024 | 63 | 57 | 68 | 56 | 68 | 43 | 138 | - | - | - | - | - | 493 | -2% | 493 |
| | 2023 | 81 | 66 | 121 | 53 | 63 | 50 | 67 | 54 | 89 | 80 | 57 | 98 | 501 | ▼ | 879 |
| Civil | 2024 | 5 | 7 | 10 | 8 | 7 | 8 | 14 | - | - | - | - | - | 59 | -27% | 59 |
| | 2023 | 20 | 12 | 17 | 10 | 9 | 7 | 6 | 13 | 4 | 8 | 6 | 4 | 81 | ▼ | 116 |
| Criminal | 2024 | 16 | 13 | 6 | 8 | 23 | 9 | 91 | - | - | - | - | - | 166 | 64% | 166 |
| | 2023 | 15 | 3 | 33 | 6 | 11 | 9 | 24 | 6 | 55 | 25 | 18 | 23 | 101 | ▲ | 228 |
| Concealed Handgun Permits | 2024 | 31 | 26 | 31 | 32 | 22 | 17 | 20 | - | - | - | - | - | 179 | -7% | 179 |
| | 2023 | 38 | 26 | 34 | 23 | 26 | 22 | 24 | 22 | 17 | 30 | 22 | 13 | 193 | ▼ | 297 |
| Miscellaneous/ Other | 2024 | 11 | 11 | 21 | 8 | 16 | 9 | 13 | - | - | - | - | - | 89 | -29% | 89 |
| | 2023 | 8 | 25 | 37 | 14 | 17 | 12 | 13 | 13 | 13 | 16 | 10 | 58 | 126 | ▼ | 236 |
| Others | 2024 | - | - | - | - | - | - | - | - | - | - | - | - | 0 | 0 | 0 |
| | 2023 | - | - | - | - | - | - | - | - | - | 1 | 1 | - | 0 | ↔ | 2 |

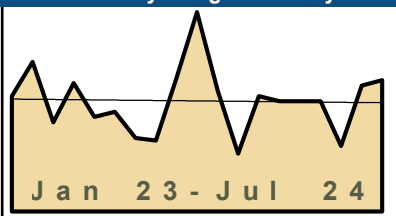
| Filings by Case Category | | | | | | | | | | | | | | | | |
|--|------|-----|-----|-----|-----|-----|-----|-----|-----|-----|-----|-----|-----|----------|----------|-------|
| Case Categories | | Jan | Feb | Mar | Apr | May | Jun | Jul | Aug | Sep | Oct | Nov | Dec | Thru Jul | % Change | Total |
| Administrative Law | 2024 | - | - | - | - | - | - | - | - | - | - | - | - | 0 | 0 | 0 |
| | 2023 | - | - | - | - | - | - | - | 1 | - | - | - | - | 0 | ↔ | 1 |
| Contested Divorce | 2024 | - | 1 | - | 3 | - | - | - | - | - | - | - | - | 4 | -33% | 4 |
| | 2023 | 1 | - | 2 | - | 2 | 1 | - | 2 | - | 1 | - | - | 6 | ▼ | 9 |
| Domestic and Family - Level 1 | 2024 | - | - | - | - | - | - | 1 | - | - | - | - | - | 1 | -92% | 1 |
| | 2023 | 7 | 2 | 2 | 1 | - | - | - | 1 | - | - | - | - | 12 | ▼ | 13 |
| Domestic and Family - Level 2 | 2024 | - | - | - | - | - | - | - | - | - | - | - | - | 0 | 0 | 0 |
| | 2023 | - | - | - | - | - | - | - | - | - | 1 | 1 | - | 0 | ↔ | 2 |
| Felonies and Related Matters | 2024 | 10 | 9 | 1 | 4 | 20 | 6 | 76 | - | - | - | - | - | 126 | 68% | 126 |
| | 2023 | 6 | 2 | 27 | 6 | 9 | 6 | 19 | 4 | 51 | 21 | 14 | 23 | 75 | ▲ | 188 |
| General Civil - Level 1 | 2024 | - | - | - | - | - | - | - | - | - | - | - | - | 0 | -100% | 0 |
| | 2023 | - | - | 1 | - | - | - | 1 | 1 | 1 | 1 | - | - | 2 | ▼ | 5 |
| General Civil - Level 2 | 2024 | 2 | 4 | 4 | 2 | 3 | 3 | 4 | - | - | - | - | - | 22 | 69% | 22 |
| | 2023 | 3 | 2 | 5 | 2 | - | - | 1 | 4 | - | 2 | 2 | 2 | 13 | ▲ | 23 |
| General Civil - Level 3 | 2024 | 1 | 1 | 1 | 2 | 2 | 3 | 6 | - | - | - | - | - | 16 | -36% | 16 |
| | 2023 | 1 | 7 | 1 | 3 | 6 | 4 | 3 | 3 | 1 | - | 1 | - | 25 | ▼ | 30 |
| Miscellaneous Civil | 2024 | 33 | 32 | 37 | 33 | 25 | 18 | 22 | - | - | - | - | - | 200 | -11% | 200 |
| | 2023 | 41 | 28 | 44 | 29 | 33 | 24 | 26 | 25 | 22 | 38 | 28 | 16 | 225 | ▼ | 354 |
| Misdemeanor | 2024 | 6 | 3 | 2 | 2 | 2 | - | 3 | - | - | - | - | - | 18 | -10% | 18 |
| | 2023 | 9 | 1 | 3 | 1 | 1 | 1 | 4 | - | 1 | 2 | 3 | - | 20 | ▼ | 26 |
| Other | 2024 | 11 | 5 | 15 | 7 | 14 | 7 | 12 | - | - | - | - | - | 71 | -27% | 71 |
| | 2023 | 8 | 23 | 29 | 9 | 9 | 9 | 10 | 8 | 8 | 9 | 5 | 55 | 97 | ▼ | 182 |
| Other Criminally Related Matters | 2024 | - | 1 | 3 | 3 | 1 | 3 | 12 | - | - | - | - | - | 23 | 229% | 23 |
| | 2023 | - | - | 3 | - | 1 | 2 | 1 | 2 | 3 | 2 | 1 | - | 7 | ▲ | 15 |
| Probates/Wills & Trusts - Level 1 | 2024 | - | - | - | - | - | - | - | - | - | - | - | - | 0 | -100% | 0 |
| | 2023 | - | - | - | - | - | 1 | - | - | - | - | - | - | 1 | ▼ | 1 |
| Probates/Wills & Trusts - Level 2 | 2024 | - | - | - | - | - | - | - | - | - | - | - | - | 0 | -100% | 0 |
| | 2023 | - | 1 | - | - | - | - | - | 2 | - | 1 | - | 1 | 1 | ▼ | 5 |
| Uncontested Divorce | 2024 | - | 1 | 5 | - | 1 | 3 | 2 | - | - | - | - | - | 12 | -29% | 12 |
| | 2023 | 5 | - | 4 | 2 | 2 | 2 | 2 | 1 | 2 | 2 | 2 | 1 | 17 | ▼ | 25 |

Dashboard

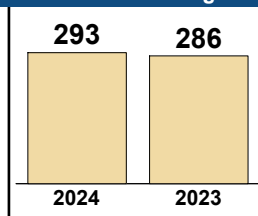
Court: Richmond County Circuit
Start/End Date: Jan-23 / Jul-24
2023 Average Month: 42
Jan-Jul 2023: 286
Filings Trending: ↔

Circuit/Court ID: 15 215159
Type of Case: Filings
2024 Average Month: 42
Jan-Jul 2024 : 293
Overall AVG. Month: 42

Monthly Filings Summary



Jan --- Jul Filings



Filings by Division

| Divisions | | Jan | Feb | Mar | Apr | May | Jun | Jul | Aug | Sep | Oct | Nov | Dec | Thru Jul | % Change | Total |
|----------------------------------|------|-----|-----|-----|-----|-----|-----|-----|-----|-----|-----|-----|-----|----------|----------|-------|
| Total | 2024 | 44 | 42 | 42 | 42 | 25 | 48 | 50 | - | - | - | - | - | 293 | 2% | 293 |
| | 2023 | 44 | 57 | 34 | 49 | 36 | 38 | 28 | 27 | 51 | 76 | 46 | 22 | 286 | ▲ | 508 |
| Civil | 2024 | 4 | 5 | 3 | 3 | 6 | 6 | 1 | - | - | - | - | - | 28 | -18% | 28 |
| | 2023 | 4 | 10 | 5 | 5 | 4 | 4 | 2 | 6 | 2 | 10 | 4 | 2 | 34 | ▼ | 58 |
| Criminal | 2024 | 17 | 13 | 12 | 11 | 1 | 26 | 33 | - | - | - | - | - | 113 | 10% | 113 |
| | 2023 | 18 | 15 | 6 | 20 | 15 | 15 | 14 | 9 | 27 | 43 | 35 | 7 | 103 | ▲ | 224 |
| Concealed Handgun Permits | 2024 | 17 | 18 | 25 | 26 | 12 | 14 | 11 | - | - | - | - | - | 123 | 4% | 123 |
| | 2023 | 18 | 25 | 21 | 21 | 11 | 15 | 7 | 7 | 16 | 9 | 3 | 12 | 118 | ▲ | 165 |
| Miscellaneous/ Other | 2024 | 6 | 6 | 2 | 2 | 6 | 2 | 5 | - | - | - | - | - | 29 | -6% | 29 |
| | 2023 | 4 | 7 | 2 | 3 | 6 | 4 | 5 | 5 | 6 | 14 | 4 | 1 | 31 | ▼ | 61 |

Filings by Case Category

| Case Categories | | Jan | Feb | Mar | Apr | May | Jun | Jul | Aug | Sep | Oct | Nov | Dec | Thru Jul | % Change | Total |
|--|------|-----|-----|-----|-----|-----|-----|-----|-----|-----|-----|-----|-----|----------|----------|-------|
| Administrative Law | 2024 | - | - | - | - | - | - | - | - | - | - | - | - | 0 | -100% | 0 |
| | 2023 | - | - | - | 1 | - | - | - | - | - | - | - | - | - | 1 | ▼ |
| Contested Divorce | 2024 | - | 1 | 1 | - | 1 | 4 | - | - | - | - | - | - | 7 | 600% | 7 |
| | 2023 | - | - | - | - | - | 1 | - | - | - | 2 | 2 | - | 1 | ▲ | 5 |
| Domestic and Family - Level 1 | 2024 | 2 | - | - | - | - | - | - | - | - | - | - | - | 2 | -50% | 2 |
| | 2023 | 1 | 2 | - | 1 | - | - | - | - | 1 | 2 | - | - | 4 | ▼ | 7 |
| Domestic and Family - Level 2 | 2024 | - | - | - | - | 2 | 1 | - | - | - | - | - | - | 3 | 3 | 3 |
| | 2023 | - | - | - | - | - | - | - | - | - | 1 | - | - | 0 | ↔ | 1 |
| Felonies and Related Matters | 2024 | 11 | 7 | 10 | 8 | 1 | 18 | 29 | - | - | - | - | - | 84 | 29% | 84 |
| | 2023 | 8 | 9 | 3 | 14 | 11 | 10 | 10 | 3 | 11 | 20 | 32 | 2 | 65 | ▲ | 133 |
| General Civil - Level 1 | 2024 | - | 1 | 1 | - | - | - | - | - | - | - | - | - | 2 | -33% | 2 |
| | 2023 | - | - | - | 1 | 2 | - | - | - | - | - | - | - | 3 | ▼ | 3 |
| General Civil - Level 2 | 2024 | - | 1 | 1 | 1 | 4 | - | - | - | - | - | - | - | 7 | -13% | 7 |
| | 2023 | - | 3 | 2 | - | 2 | 1 | - | 4 | - | - | - | 2 | 8 | ▼ | 14 |
| General Civil - Level 3 | 2024 | 2 | 1 | - | - | - | - | - | - | - | - | - | - | 3 | -25% | 3 |
| | 2023 | - | 1 | - | 1 | 2 | - | - | 1 | 1 | 1 | 2 | - | 4 | ▼ | 9 |
| Miscellaneous Civil | 2024 | 21 | 24 | 27 | 28 | 17 | 16 | 16 | - | - | - | - | - | 149 | 7% | 149 |
| | 2023 | 22 | 30 | 23 | 23 | 13 | 18 | 10 | 11 | 20 | 17 | 6 | 13 | 139 | ▲ | 206 |
| Misdemeanor | 2024 | 3 | 5 | 2 | 3 | - | 7 | 4 | - | - | - | - | - | 24 | -20% | 24 |
| | 2023 | 8 | 6 | 1 | 4 | 3 | 4 | 4 | 4 | 10 | 21 | 2 | - | 30 | ▼ | 67 |
| Other | 2024 | 2 | - | - | - | - | - | - | - | - | - | - | - | 2 | -75% | 2 |
| | 2023 | 1 | 2 | - | 1 | 1 | 1 | 2 | 1 | 1 | 5 | 1 | - | 8 | ▼ | 16 |
| Other Criminally Related Matters | 2024 | 3 | 1 | - | - | - | 1 | - | - | - | - | - | - | 5 | -38% | 5 |
| | 2023 | 2 | - | 2 | 2 | 1 | 1 | - | 2 | 6 | 2 | 1 | 5 | 8 | ▼ | 24 |
| Probates/Wills & Trusts - Level 1 | 2024 | - | - | - | - | - | - | - | - | - | - | - | - | 0 | 0 | 0 |
| | 2023 | - | - | - | - | - | - | - | - | 1 | - | - | - | 0 | ↔ | 1 |
| Probates/Wills & Trusts - Level 2 | 2024 | - | - | - | - | - | - | - | - | - | - | - | - | 0 | -100% | 0 |
| | 2023 | - | - | - | - | - | - | 1 | - | - | - | - | - | 1 | ▼ | 1 |
| Uncontested Divorce | 2024 | - | 1 | - | 2 | - | 1 | 1 | - | - | - | - | - | 5 | -64% | 5 |
| | 2023 | 2 | 4 | 3 | 1 | 1 | 2 | 1 | 1 | - | 5 | - | - | 14 | ▼ | 20 |

CPSS-CCMS-10.01 CASELOAD STATISTICS OF THE CIRCUIT COURTS

Spotsylvania

January 2023 -- July 2024 Filings

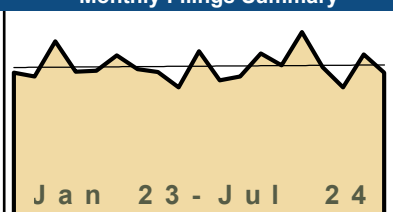
Alexandria and Fairfax Circuit are not Included in State Totals

| Dashboard | | Monthly Filings Summary | | Jan --- Jul Filings | | | | | |
|--|---|---|--|--|--|--------------|--------------|------|------|
| Court: Spotsylvania Circuit Start/End Date: Jan-23 / Jul-24 2023 Average Month: 790 Jan-Jul 2023: 5,723 Filings Trending: ▼ | Circuit/Court ID: 15 215177 Type of Case: Filings 2024 Average Month: 785 Jan-Jul 2024 : 5,492 Overall AVG. Month: 788 | <p style="text-align: center; font-weight: bold; font-size: 1.2em;">Jan 23 - Jul 24</p> | | <table style="margin: auto;"> <tr> <td style="text-align: center; width: 50px;">5,492</td> <td style="text-align: center; width: 50px;">5,723</td> </tr> <tr> <td style="text-align: center; width: 50px;">2024</td> <td style="text-align: center; width: 50px;">2023</td> </tr> </table> | | 5,492 | 5,723 | 2024 | 2023 |
| 5,492 | 5,723 | | | | | | | | |
| 2024 | 2023 | | | | | | | | |

| Filings by Division | | | | | | | | | | | | | | | | |
|----------------------------------|------|-------|-----|-----|-----|-----|-----|-----|-----|-----|-----|-----|-----|----------|----------|-------|
| Divisions | | Jan | Feb | Mar | Apr | May | Jun | Jul | Aug | Sep | Oct | Nov | Dec | Thru Jul | % Change | Total |
| Total | 2024 | 812 | 836 | 776 | 770 | 810 | 734 | 754 | - | - | - | - | - | 5,492 | -4% | 5,492 |
| | 2023 | 1,011 | 774 | 997 | 698 | 956 | 696 | 591 | 735 | 737 | 930 | 723 | 637 | 5,723 | ▼ | 9,485 |
| Civil | 2024 | 83 | 78 | 85 | 92 | 133 | 93 | 106 | - | - | - | - | - | 670 | 9% | 670 |
| | 2023 | 101 | 59 | 137 | 95 | 87 | 70 | 65 | 58 | 111 | 77 | 91 | 66 | 614 | ▲ | 1,017 |
| Criminal | 2024 | 295 | 379 | 350 | 291 | 316 | 329 | 267 | - | - | - | - | - | 2,227 | 2% | 2,227 |
| | 2023 | 357 | 311 | 317 | 244 | 455 | 290 | 201 | 325 | 302 | 468 | 271 | 272 | 2,175 | ▲ | 3,813 |
| Concealed Handgun Permits | 2024 | 309 | 276 | 244 | 251 | 228 | 205 | 247 | - | - | - | - | - | 1,760 | -15% | 1,760 |
| | 2023 | 410 | 288 | 392 | 242 | 289 | 229 | 230 | 221 | 195 | 276 | 251 | 204 | 2,080 | ▼ | 3,227 |
| Miscellaneous/ Other | 2024 | 124 | 102 | 97 | 135 | 133 | 107 | 130 | - | - | - | - | - | 828 | -2% | 828 |
| | 2023 | 142 | 115 | 149 | 116 | 125 | 107 | 94 | 131 | 128 | 109 | 110 | 95 | 848 | ▼ | 1,421 |
| Others | 2024 | 1 | 1 | - | 1 | - | - | 4 | - | - | - | - | - | 7 | 17% | 7 |
| | 2023 | 1 | 1 | 2 | 1 | - | - | 1 | - | 1 | - | - | - | 6 | ▲ | 7 |

| Filings by Case Category | | | | | | | | | | | | | | | | |
|--|------|-----|-----|-----|-----|-----|-----|-----|-----|-----|-----|-----|-----|----------|----------|-------|
| Case Categories | | Jan | Feb | Mar | Apr | May | Jun | Jul | Aug | Sep | Oct | Nov | Dec | Thru Jul | % Change | Total |
| Administrative Law | 2024 | 1 | - | - | - | - | - | 1 | - | - | - | - | - | 2 | -71% | 2 |
| | 2023 | 1 | 1 | 2 | - | 1 | 1 | 1 | - | - | 2 | 2 | - | 7 | ▼ | 11 |
| Capital Murder | 2024 | 2 | 1 | 1 | 1 | - | - | - | - | - | - | - | - | 5 | 5 | 5 |
| | 2023 | - | - | - | - | - | - | - | - | - | - | - | - | 0 | ↔ | 0 |
| Contested Divorce | 2024 | 9 | 9 | 11 | 8 | 6 | 13 | 14 | - | - | - | - | - | 70 | -7% | 70 |
| | 2023 | 9 | 14 | 12 | 10 | 15 | 9 | 6 | 6 | 10 | 4 | 11 | 7 | 75 | ▼ | 113 |
| Domestic and Family - Level 1 | 2024 | 10 | 8 | 18 | 24 | 50 | 24 | 12 | - | - | - | - | - | 146 | -19% | 146 |
| | 2023 | 40 | 4 | 61 | 33 | 20 | 14 | 9 | 6 | 30 | 11 | 23 | 11 | 181 | ▼ | 262 |
| Domestic and Family - Level 2 | 2024 | 4 | 6 | 6 | 8 | 5 | 4 | 16 | - | - | - | - | - | 49 | 96% | 49 |
| | 2023 | 1 | 2 | 4 | 2 | 9 | 2 | 5 | 3 | 3 | 5 | 4 | 3 | 25 | ▲ | 43 |
| Felonies and Related Matters | 2024 | 191 | 280 | 258 | 194 | 219 | 241 | 195 | - | - | - | - | - | 1,578 | 6% | 1,578 |
| | 2023 | 241 | 224 | 211 | 153 | 325 | 201 | 135 | 227 | 199 | 288 | 184 | 167 | 1,490 | ▲ | 2,555 |
| General Civil - Level 1 | 2024 | - | 1 | 1 | - | 2 | - | - | - | - | - | - | - | 4 | -60% | 4 |
| | 2023 | 2 | 1 | - | 1 | - | 3 | 3 | - | 1 | 1 | 1 | 1 | 10 | ▼ | 14 |
| General Civil - Level 2 | 2024 | 19 | 29 | 23 | 18 | 31 | 25 | 24 | - | - | - | - | - | 169 | 50% | 169 |
| | 2023 | 14 | 14 | 19 | 17 | 14 | 18 | 17 | 18 | 29 | 22 | 15 | 18 | 113 | ▲ | 215 |
| General Civil - Level 3 | 2024 | 15 | 3 | 5 | 4 | 7 | 5 | 7 | - | - | - | - | - | 46 | -12% | 46 |
| | 2023 | 8 | 6 | 9 | 9 | 7 | 8 | 5 | 7 | 9 | 13 | 12 | 8 | 52 | ▼ | 101 |
| Miscellaneous Civil | 2024 | 367 | 336 | 303 | 333 | 309 | 276 | 324 | - | - | - | - | - | 2,248 | -10% | 2,248 |
| | 2023 | 482 | 338 | 468 | 316 | 335 | 288 | 274 | 277 | 271 | 330 | 310 | 257 | 2,501 | ▼ | 3,946 |
| Misdemeanor | 2024 | 89 | 86 | 77 | 82 | 84 | 78 | 55 | - | - | - | - | - | 551 | -2% | 551 |
| | 2023 | 101 | 74 | 88 | 71 | 107 | 69 | 54 | 87 | 84 | 161 | 76 | 89 | 564 | ▼ | 1,061 |
| Other | 2024 | 67 | 44 | 35 | 55 | 47 | 33 | 51 | - | - | - | - | - | 332 | -19% | 332 |
| | 2023 | 70 | 60 | 70 | 43 | 74 | 46 | 45 | 68 | 54 | 56 | 54 | 39 | 408 | ▼ | 679 |
| Other Criminally Related Matters | 2024 | 13 | 12 | 14 | 14 | 14 | 10 | 17 | - | - | - | - | - | 94 | -23% | 94 |
| | 2023 | 15 | 13 | 19 | 20 | 23 | 20 | 12 | 12 | 19 | 19 | 11 | 16 | 122 | ▼ | 199 |
| Probates/Wills & Trusts - Level 2 | 2024 | 2 | 2 | 2 | 3 | 2 | 6 | 7 | - | - | - | - | - | 24 | -17% | 24 |
| | 2023 | 5 | 5 | 7 | 2 | 3 | 1 | 6 | 6 | 3 | 3 | 6 | 2 | 29 | ▼ | 49 |
| Uncontested Divorce | 2024 | 23 | 19 | 22 | 26 | 34 | 19 | 31 | - | - | - | - | - | 174 | 19% | 174 |
| | 2023 | 22 | 18 | 27 | 21 | 23 | 16 | 19 | 18 | 25 | 15 | 14 | 19 | 146 | ▲ | 237 |

This report reflects data in the case management system. Numbers will update accordingly as reports are refreshed and posted.

| Dashboard | | Monthly Filings Summary | | Jan --- Jul Filings | |
|---|--|--|--|---|--|
| <p>Court: Stafford Circuit Start/End Date: Jan-23 / Jul-24 2023 Average Month: 699 Jan-Jul 2023: 5,008 Filings Trending: ↔</p> | <p>Circuit/Court ID: 15 215179 Type of Case: Filings 2024 Average Month: 732 Jan-Jul 2024 : 5,126 Overall AVG. Month: 711</p> |  <p style="text-align: center; font-weight: bold; color: white;">Jan 23 - Jul 24</p> | | <div style="display: flex; justify-content: space-around; align-items: center;"> <div style="text-align: center;"> <p style="font-size: 1.2em; font-weight: bold; color: #004a87;">5,126</p> <div style="width: 40px; height: 40px; background-color: #004a87; margin: 0 auto;"></div> <p style="font-size: 0.8em; font-weight: bold;">2024</p> </div> <div style="text-align: center;"> <p style="font-size: 1.2em; font-weight: bold; color: #004a87;">5,008</p> <div style="width: 40px; height: 40px; background-color: #004a87; margin: 0 auto;"></div> <p style="font-size: 0.8em; font-weight: bold;">2023</p> </div> </div> | |

| Filings by Division | | | | | | | | | | | | | | | | |
|----------------------------------|------|-----|-----|-----|-----|-----|-----|-----|-----|-----|-----|-----|-----|----------|----------|-------|
| Divisions | | Jan | Feb | Mar | Apr | May | Jun | Jul | Aug | Sep | Oct | Nov | Dec | Thru Jul | % Change | Total |
| Total | 2024 | 772 | 715 | 874 | 707 | 611 | 767 | 680 | - | - | - | - | - | 5,126 | 2% | 5,126 |
| | 2023 | 680 | 662 | 830 | 685 | 690 | 763 | 698 | 683 | 610 | 782 | 644 | 662 | 5,008 | ▲ | 8,389 |
| Civil | 2024 | 76 | 84 | 105 | 96 | 48 | 71 | 88 | - | - | - | - | - | 568 | 0% | 568 |
| | 2023 | 83 | 63 | 99 | 80 | 93 | 81 | 69 | 96 | 70 | 93 | 83 | 80 | 568 | ↔ | 990 |
| Criminal | 2024 | 345 | 275 | 393 | 270 | 269 | 398 | 267 | - | - | - | - | - | 2,217 | 5% | 2,217 |
| | 2023 | 206 | 254 | 354 | 288 | 281 | 399 | 339 | 310 | 266 | 334 | 255 | 287 | 2,121 | ▲ | 3,573 |
| Concealed Handgun Permits | 2024 | 277 | 267 | 293 | 245 | 213 | 205 | 236 | - | - | - | - | - | 1,736 | -3% | 1,736 |
| | 2023 | 299 | 273 | 299 | 241 | 246 | 213 | 216 | 197 | 201 | 272 | 231 | 220 | 1,787 | ▼ | 2,908 |
| Miscellaneous/ Other | 2024 | 74 | 89 | 83 | 96 | 81 | 93 | 89 | - | - | - | - | - | 605 | 14% | 605 |
| | 2023 | 92 | 72 | 77 | 76 | 70 | 70 | 74 | 80 | 73 | 83 | 75 | 75 | 531 | ▲ | 917 |
| Others | 2024 | - | - | - | - | - | - | - | - | - | - | - | - | 0 | -100% | 0 |
| | 2023 | - | - | 1 | - | - | - | - | - | - | - | - | - | 1 | ▼ | 1 |

| Filings by Case Category | | | | | | | | | | | | | | | | |
|--|------|-----|-----|-----|-----|-----|-----|-----|-----|-----|-----|-----|-----|----------|----------|-------|
| Case Categories | | Jan | Feb | Mar | Apr | May | Jun | Jul | Aug | Sep | Oct | Nov | Dec | Thru Jul | % Change | Total |
| Administrative Law | 2024 | 2 | - | 3 | - | - | 2 | - | - | - | - | - | - | 7 | -22% | 7 |
| | 2023 | 2 | 1 | 2 | 2 | - | 2 | - | 3 | 1 | 1 | - | 2 | 9 | ▼ | 16 |
| Capital Murder | 2024 | - | - | - | - | - | - | - | - | - | - | - | - | 0 | -100% | 0 |
| | 2023 | - | - | - | 1 | - | - | - | - | 1 | - | - | - | 1 | ▼ | 2 |
| Contested Divorce | 2024 | 12 | 11 | 12 | 10 | 6 | 7 | 11 | - | - | - | - | - | 69 | -8% | 69 |
| | 2023 | 8 | 9 | 13 | 8 | 11 | 11 | 15 | 12 | 4 | 10 | 7 | 14 | 75 | ▼ | 122 |
| Domestic and Family - Level 1 | 2024 | 7 | 4 | 15 | 8 | - | 5 | 19 | - | - | - | - | - | 58 | -37% | 58 |
| | 2023 | 9 | 6 | 15 | 11 | 18 | 20 | 13 | 19 | 11 | 7 | 14 | 6 | 92 | ▼ | 149 |
| Domestic and Family - Level 2 | 2024 | 7 | 4 | 7 | 6 | 6 | 5 | 5 | - | - | - | - | - | 40 | 21% | 40 |
| | 2023 | 8 | 4 | 3 | 9 | 2 | 3 | 4 | 6 | 4 | 5 | 6 | 2 | 33 | ▲ | 56 |
| Felonies and Related Matters | 2024 | 251 | 153 | 264 | 169 | 182 | 285 | 197 | - | - | - | - | - | 1,501 | 5% | 1,501 |
| | 2023 | 139 | 177 | 235 | 186 | 191 | 280 | 218 | 224 | 183 | 224 | 155 | 194 | 1,426 | ▲ | 2,406 |
| General Civil - Level 1 | 2024 | - | 1 | 2 | 1 | 1 | 2 | 2 | - | - | - | - | - | 9 | 50% | 9 |
| | 2023 | 1 | - | 1 | 1 | 1 | - | 2 | 1 | - | 2 | 1 | 1 | 6 | ▲ | 11 |
| General Civil - Level 2 | 2024 | 23 | 20 | 21 | 29 | 6 | 27 | 20 | - | - | - | - | - | 146 | 12% | 146 |
| | 2023 | 14 | 21 | 19 | 19 | 24 | 16 | 17 | 29 | 17 | 27 | 18 | 13 | 130 | ▲ | 234 |
| General Civil - Level 3 | 2024 | 14 | 12 | 11 | 11 | 10 | 7 | 9 | - | - | - | - | - | 74 | 21% | 74 |
| | 2023 | 7 | 5 | 11 | 11 | 12 | 8 | 7 | 13 | 9 | 9 | 13 | 11 | 61 | ▲ | 116 |
| Miscellaneous Civil | 2024 | 344 | 350 | 368 | 330 | 290 | 285 | 313 | - | - | - | - | - | 2,280 | 0% | 2,280 |
| | 2023 | 388 | 335 | 372 | 312 | 311 | 276 | 283 | 264 | 270 | 349 | 300 | 287 | 2,277 | ▲ | 3,747 |
| Misdemeanor | 2024 | 74 | 97 | 102 | 83 | 66 | 88 | 53 | - | - | - | - | - | 563 | -1% | 563 |
| | 2023 | 48 | 59 | 86 | 81 | 80 | 110 | 102 | 69 | 72 | 89 | 76 | 75 | 566 | ▼ | 947 |
| Other | 2024 | 1 | 7 | 5 | 1 | - | 1 | - | - | - | - | - | - | 15 | 15% | 15 |
| | 2023 | 2 | - | 1 | 2 | 4 | 1 | 3 | - | 2 | 2 | 2 | - | 13 | ▲ | 19 |
| Other Criminally Related Matters | 2024 | 20 | 25 | 27 | 23 | 22 | 27 | 17 | - | - | - | - | - | 161 | 16% | 161 |
| | 2023 | 21 | 18 | 33 | 21 | 12 | 15 | 19 | 20 | 11 | 21 | 24 | 19 | 139 | ▲ | 234 |
| Probates/Wills & Trusts - Level 1 | 2024 | 1 | - | - | - | 1 | - | - | - | - | - | - | - | 2 | 2 | 2 |
| | 2023 | - | - | - | - | - | - | - | 1 | - | - | - | - | 0 | ↔ | 1 |
| Probates/Wills & Trusts - Level 2 | 2024 | 2 | 10 | 7 | 7 | 1 | 5 | 4 | - | - | - | - | - | 36 | 33% | 36 |
| | 2023 | 6 | 4 | 7 | 1 | 3 | 3 | 3 | 2 | 4 | 5 | 6 | 2 | 27 | ▲ | 46 |
| Uncontested Divorce | 2024 | 14 | 21 | 30 | 29 | 20 | 21 | 30 | - | - | - | - | - | 165 | 8% | 165 |
| | 2023 | 27 | 23 | 32 | 20 | 21 | 18 | 12 | 20 | 21 | 31 | 22 | 36 | 153 | ▲ | 283 |

This report reflects data in the case management system. Numbers will update accordingly as reports are refreshed and posted.

| Dashboard | | Monthly Filings Summary | | Jan --- Jul Filings | | | | | |
|--|--|---|--|--|--|-----|-----|------|------|
| <p>Court: Westmoreland Circuit Start/End Date: Jan-23 / Jul-24 2023 Average Month: 91 Jan-Jul 2023: 660 Filings Trending: ↔</p> | <p>Circuit/Court ID: 15 215193 Type of Case: Filings 2024 Average Month: 96 Jan-Jul 2024 : 674 Overall AVG. Month: 93</p> | <p style="text-align: center; font-weight: bold; color: white;">Jan 23 - Jul 24</p> | | <table border="1" style="margin: auto; border-collapse: collapse;"> <tr> <td style="width: 50%; text-align: center; font-weight: bold; color: white;">674</td> <td style="width: 50%; text-align: center; font-weight: bold; color: white;">660</td> </tr> <tr> <td style="text-align: center; font-weight: bold; color: white;">2024</td> <td style="text-align: center; font-weight: bold; color: white;">2023</td> </tr> </table> | | 674 | 660 | 2024 | 2023 |
| 674 | 660 | | | | | | | | |
| 2024 | 2023 | | | | | | | | |

| Filings by Division | | | | | | | | | | | | | | | | |
|---------------------------|------|-----|-----|-----|-----|-----|-----|-----|-----|-----|-----|-----|-----|----------|----------|-------|
| Divisions | | Jan | Feb | Mar | Apr | May | Jun | Jul | Aug | Sep | Oct | Nov | Dec | Thru Jul | % Change | Total |
| Total | 2024 | 95 | 86 | 112 | 144 | 81 | 69 | 87 | - | - | - | - | - | 674 | 2% | 674 |
| | 2023 | 123 | 85 | 90 | 104 | 90 | 71 | 97 | 82 | 97 | 96 | 75 | 76 | 660 | ▲ | 1,086 |
| Civil | 2024 | 10 | 8 | 7 | 18 | 12 | 17 | 11 | - | - | - | - | - | 83 | -7% | 83 |
| | 2023 | 13 | 10 | 6 | 12 | 25 | 12 | 11 | 16 | 14 | 7 | 10 | 4 | 89 | ▼ | 140 |
| Criminal | 2024 | 34 | 24 | 43 | 83 | 37 | 31 | 28 | - | - | - | - | - | 280 | 3% | 280 |
| | 2023 | 54 | 31 | 30 | 53 | 27 | 30 | 48 | 25 | 38 | 58 | 24 | 31 | 273 | ▲ | 449 |
| Concealed Handgun Permits | 2024 | 49 | 46 | 43 | 29 | 24 | 15 | 36 | - | - | - | - | - | 242 | -1% | 242 |
| | 2023 | 47 | 40 | 45 | 32 | 29 | 22 | 29 | 34 | 31 | 27 | 31 | 29 | 244 | ▼ | 396 |
| Miscellaneous/ Other | 2024 | 2 | 8 | 18 | 14 | 7 | 6 | 12 | - | - | - | - | - | 67 | 26% | 67 |
| | 2023 | 9 | 4 | 9 | 7 | 9 | 7 | 8 | 7 | 14 | 4 | 10 | 12 | 53 | ▲ | 100 |
| Others | 2024 | - | - | 1 | - | 1 | - | - | - | - | - | - | - | 2 | 100% | 2 |
| | 2023 | - | - | - | - | - | - | 1 | - | - | - | - | - | 1 | ▲ | 1 |


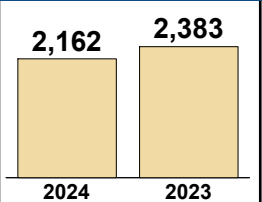
| Filings by Case Category | | | | | | | | | | | | | | | | |
|-----------------------------------|------|-----|-----|-----|-----|-----|-----|-----|-----|-----|-----|-----|-----|----------|----------|-------|
| Case Categories | | Jan | Feb | Mar | Apr | May | Jun | Jul | Aug | Sep | Oct | Nov | Dec | Thru Jul | % Change | Total |
| Contested Divorce | 2024 | - | 1 | 2 | 3 | 2 | - | 2 | - | - | - | - | - | 10 | 67% | 10 |
| | 2023 | 1 | - | 1 | 1 | 1 | 1 | 1 | - | 2 | 2 | 1 | - | 6 | ▲ | 11 |
| Domestic and Family - Level 1 | 2024 | 2 | 1 | - | 8 | 4 | 9 | - | - | - | - | - | - | 24 | -23% | 24 |
| | 2023 | 4 | 1 | 2 | 1 | 11 | 6 | 6 | 9 | 1 | 2 | 1 | 1 | 31 | ▼ | 45 |
| Domestic and Family - Level 2 | 2024 | - | - | - | - | - | - | - | - | - | - | - | - | 0 | -100% | 0 |
| | 2023 | - | - | - | - | 1 | - | - | - | 1 | - | - | - | 1 | ▼ | 2 |
| Felonies and Related Matters | 2024 | 30 | 16 | 29 | 55 | 20 | 19 | 16 | - | - | - | - | - | 185 | 13% | 185 |
| | 2023 | 20 | 16 | 16 | 36 | 17 | 24 | 35 | 14 | 22 | 54 | 21 | 16 | 164 | ▲ | 291 |
| General Civil - Level 1 | 2024 | - | - | - | - | - | - | - | - | - | - | - | - | 0 | -100% | 0 |
| | 2023 | - | - | 1 | - | 1 | - | 2 | - | - | - | - | - | 4 | ▼ | 4 |
| General Civil - Level 2 | 2024 | 1 | 1 | - | 3 | 1 | 1 | 5 | - | - | - | - | - | 12 | 20% | 12 |
| | 2023 | - | 1 | 3 | 1 | 1 | 1 | 3 | 2 | 3 | - | 3 | 4 | 10 | ▲ | 22 |
| General Civil - Level 3 | 2024 | 4 | 1 | 2 | 3 | 4 | 4 | 6 | - | - | - | - | - | 24 | 14% | 24 |
| | 2023 | 1 | 1 | - | 9 | 7 | 2 | 1 | 1 | 2 | - | 1 | 1 | 21 | ▲ | 26 |
| Miscellaneous Civil | 2024 | 50 | 53 | 56 | 42 | 29 | 20 | 44 | - | - | - | - | - | 294 | 2% | 294 |
| | 2023 | 55 | 44 | 50 | 38 | 37 | 29 | 35 | 41 | 43 | 31 | 39 | 37 | 288 | ▲ | 479 |
| Misdemeanor | 2024 | 3 | 5 | 12 | 15 | 6 | 4 | 5 | - | - | - | - | - | 50 | -38% | 50 |
| | 2023 | 28 | 10 | 2 | 16 | 10 | 4 | 10 | 8 | 8 | 4 | 2 | 7 | 80 | ▼ | 109 |
| Other | 2024 | 1 | - | 5 | - | 2 | - | - | - | - | - | - | - | 8 | 167% | 8 |
| | 2023 | 1 | - | - | - | - | 1 | 1 | - | 1 | - | 2 | - | 3 | ▲ | 6 |
| Other Criminally Related Matters | 2024 | 1 | 3 | 2 | 13 | 11 | 8 | 7 | - | - | - | - | - | 45 | 32% | 45 |
| | 2023 | 11 | 5 | 12 | 1 | - | 2 | 3 | 3 | 8 | - | 2 | 8 | 34 | ▲ | 55 |
| Probates/Wills & Trusts - Level 2 | 2024 | - | - | - | - | - | - | 1 | - | - | - | - | - | 1 | -50% | 1 |
| | 2023 | - | - | 1 | - | - | 1 | - | 1 | - | - | 1 | - | 2 | ▼ | 4 |
| Protective Orders | 2024 | - | - | - | - | - | 2 | - | - | - | - | - | - | 2 | 2 | 2 |
| | 2023 | - | - | - | - | - | - | - | - | - | 1 | - | - | 0 | ↔ | 1 |
| Uncontested Divorce | 2024 | 3 | 5 | 4 | 2 | 2 | 2 | 1 | - | - | - | - | - | 19 | 19% | 19 |
| | 2023 | 2 | 7 | 2 | 1 | 4 | - | - | 3 | 6 | 2 | 2 | 2 | 16 | ▲ | 31 |

| Dashboard | | Monthly Filings Summary | | Jan --- Jul Filings | |
|--|---|---|---|---------------------|--|
| Court: Fredericksburg Circuit Start/End Date: Jan-23 / Jul-24 2023 Average Month: 285 Jan-Jul 2023: 2,075 Filings Trending: ↔ | Circuit/Court ID: 15 215630 Type of Case: Filings 2024 Average Month: 301 Jan-Jul 2024 : 2,105 Overall AVG. Month: 291 | <p style="font-weight: bold; font-size: 1.2em;">Jan 23 - Jul 24</p> | <div style="display: flex; justify-content: space-around; align-items: center;"> <div style="text-align: center;"> <p style="font-size: 1.5em; font-weight: bold;">2,105</p> <div style="width: 40px; height: 40px; background-color: #f0e68c; margin: 0 auto;"></div> <p style="font-size: 0.8em;">2024</p> </div> <div style="text-align: center;"> <p style="font-size: 1.5em; font-weight: bold;">2,075</p> <div style="width: 40px; height: 40px; background-color: #f0e68c; margin: 0 auto;"></div> <p style="font-size: 0.8em;">2023</p> </div> </div> | | |

| Filings by Division | | | | | | | | | | | | | | | | |
|---------------------------|------|-----|-----|-----|-----|-----|-----|-----|-----|-----|-----|-----|-----|----------|----------|-------|
| Divisions | | Jan | Feb | Mar | Apr | May | Jun | Jul | Aug | Sep | Oct | Nov | Dec | Thru Jul | % Change | Total |
| Total | 2024 | 322 | 281 | 329 | 211 | 323 | 324 | 315 | - | - | - | - | - | 2,105 | 1% | 2,105 |
| | 2023 | 376 | 239 | 314 | 231 | 345 | 381 | 189 | 288 | 261 | 255 | 334 | 209 | 2,075 | ▲ | 3,422 |
| Civil | 2024 | 46 | 44 | 39 | 32 | 52 | 61 | 41 | - | - | - | - | - | 315 | -19% | 315 |
| | 2023 | 52 | 52 | 68 | 50 | 55 | 61 | 51 | 50 | 52 | 35 | 33 | 21 | 389 | ▼ | 580 |
| Criminal | 2024 | 198 | 135 | 214 | 106 | 196 | 189 | 190 | - | - | - | - | - | 1,228 | 6% | 1,228 |
| | 2023 | 236 | 130 | 156 | 104 | 216 | 245 | 71 | 150 | 141 | 155 | 224 | 145 | 1,158 | ▲ | 1,973 |
| Concealed Handgun Permits | 2024 | 36 | 39 | 25 | 26 | 28 | 24 | 28 | - | - | - | - | - | 206 | 1% | 206 |
| | 2023 | 28 | 27 | 30 | 42 | 28 | 23 | 26 | 23 | 24 | 20 | 37 | 15 | 204 | ▲ | 323 |
| Miscellaneous/ Other | 2024 | 42 | 62 | 51 | 47 | 47 | 49 | 55 | - | - | - | - | - | 353 | 10% | 353 |
| | 2023 | 58 | 30 | 60 | 35 | 46 | 52 | 41 | 65 | 42 | 45 | 40 | 28 | 322 | ▲ | 542 |
| Others | 2024 | - | 1 | - | - | - | 1 | 1 | - | - | - | - | - | 3 | 50% | 3 |
| | 2023 | 2 | - | - | - | - | - | - | - | 2 | - | - | - | 2 | ▲ | 4 |

| Filings by Case Category | | | | | | | | | | | | | | | | |
|-----------------------------------|------|-----|-----|-----|-----|-----|-----|-----|-----|-----|-----|-----|-----|----------|----------|-------|
| Case Categories | | Jan | Feb | Mar | Apr | May | Jun | Jul | Aug | Sep | Oct | Nov | Dec | Thru Jul | % Change | Total |
| Administrative Law | 2024 | - | - | - | - | - | - | - | - | - | - | - | - | 0 | -100% | 0 |
| | 2023 | 1 | - | - | 1 | - | 1 | - | 1 | 1 | - | 1 | 1 | 3 | ▼ | 7 |
| Capital Murder | 2024 | - | - | - | - | - | - | - | - | - | - | - | - | 0 | 0 | 0 |
| | 2023 | - | - | - | - | - | - | - | - | - | 1 | - | - | 0 | ↔ | 1 |
| Contested Divorce | 2024 | 3 | 8 | 4 | 4 | 5 | 3 | 7 | - | - | - | - | - | 34 | -15% | 34 |
| | 2023 | 6 | 5 | 3 | 4 | 8 | 7 | 7 | 6 | 9 | 4 | 7 | 3 | 40 | ▼ | 69 |
| Domestic and Family - Level 1 | 2024 | 4 | 7 | 4 | - | 2 | 1 | 7 | - | - | - | - | - | 25 | -36% | 25 |
| | 2023 | 14 | 5 | 6 | 4 | 3 | 4 | 3 | - | 3 | - | - | - | 39 | ▼ | 42 |
| Domestic and Family - Level 2 | 2024 | 16 | 11 | - | 14 | 7 | 18 | 10 | - | - | - | - | - | 76 | 4% | 76 |
| | 2023 | 4 | 9 | 10 | 12 | 14 | 18 | 6 | 10 | 12 | 13 | 5 | 1 | 73 | ▲ | 114 |
| Felonies and Related Matters | 2024 | 120 | 86 | 113 | 61 | 109 | 94 | 105 | - | - | - | - | - | 688 | -11% | 688 |
| | 2023 | 160 | 93 | 100 | 77 | 136 | 161 | 42 | 105 | 95 | 90 | 112 | 83 | 769 | ▼ | 1,254 |
| General Civil - Level 1 | 2024 | 2 | - | 2 | 1 | - | 2 | 1 | - | - | - | - | - | 8 | -33% | 8 |
| | 2023 | 2 | 1 | 1 | 5 | 1 | 1 | 1 | - | 3 | - | - | 2 | 12 | ▼ | 17 |
| General Civil - Level 2 | 2024 | 3 | 3 | 6 | 1 | 19 | 20 | 10 | - | - | - | - | - | 62 | -33% | 62 |
| | 2023 | 10 | 15 | 19 | 11 | 9 | 10 | 18 | 19 | 8 | 7 | 8 | 6 | 92 | ▼ | 140 |
| General Civil - Level 3 | 2024 | 2 | 1 | 5 | 6 | - | 3 | 1 | - | - | - | - | - | 18 | -40% | 18 |
| | 2023 | 5 | 5 | 6 | 5 | 3 | 2 | 4 | 2 | 1 | 4 | 1 | 2 | 30 | ▼ | 40 |
| Miscellaneous Civil | 2024 | 53 | 60 | 40 | 45 | 45 | 51 | 46 | - | - | - | - | - | 340 | -1% | 340 |
| | 2023 | 56 | 49 | 52 | 55 | 42 | 54 | 35 | 48 | 49 | 34 | 51 | 27 | 343 | ▼ | 552 |
| Misdemeanor | 2024 | 67 | 43 | 100 | 32 | 77 | 87 | 74 | - | - | - | - | - | 480 | 40% | 480 |
| | 2023 | 70 | 29 | 50 | 24 | 70 | 76 | 23 | 40 | 39 | 57 | 108 | 53 | 342 | ▲ | 639 |
| Other | 2024 | 25 | 43 | 40 | 24 | 32 | 22 | 36 | - | - | - | - | - | 222 | 21% | 222 |
| | 2023 | 29 | 9 | 42 | 18 | 34 | 21 | 30 | 37 | 18 | 28 | 25 | 17 | 183 | ▲ | 308 |
| Other Criminally Related Matters | 2024 | 11 | 6 | 2 | 13 | 10 | 8 | 11 | - | - | - | - | - | 61 | 27% | 61 |
| | 2023 | 7 | 8 | 6 | 3 | 10 | 8 | 6 | 7 | 7 | 8 | 4 | 9 | 48 | ▲ | 83 |
| Probates/Wills & Trusts - Level 1 | 2024 | - | - | - | - | - | - | - | - | - | - | - | - | 0 | -100% | 0 |
| | 2023 | - | - | - | - | - | 1 | - | - | - | - | - | - | 1 | ▼ | 1 |
| Probates/Wills & Trusts - Level 2 | 2024 | 1 | - | 1 | - | 1 | - | 1 | - | - | - | - | - | 4 | -60% | 4 |
| | 2023 | 2 | 1 | 3 | 1 | 1 | 1 | 1 | 1 | 1 | - | - | - | 10 | ▼ | 12 |
| Protective Orders | 2024 | - | - | - | - | - | 2 | - | - | - | - | - | - | 2 | 2 | 2 |
| | 2023 | - | - | - | - | - | - | - | - | - | - | - | - | 0 | ↔ | 0 |
| Uncontested Divorce | 2024 | 15 | 13 | 12 | 10 | 16 | 13 | 6 | - | - | - | - | - | 85 | -6% | 85 |
| | 2023 | 10 | 10 | 16 | 11 | 14 | 16 | 13 | 12 | 15 | 9 | 10 | 7 | 90 | ▼ | 143 |

This report reflects data in the case management system. Numbers will update accordingly as reports are refreshed and posted.

| Dashboard | | Monthly Filings Summary | | Jan --- Jul Filings | |
|--|------------------------------------|--|--|---|--|
| Court: Albemarle Circuit | Circuit/Court ID: 16 216003 |  | |  | |
| Start/End Date: Jan-23 / Jul-24 | Type of Case: Filings | | | | |
| 2023 Average Month: 330 | 2024 Average Month: 309 | | | | |
| Jan-Jul 2023: 2,383 | Jan-Jul 2024 : 2,162 | | | | |
| Filings Trending: ▼ | Overall AVG. Month: 322 | | | | |

| Filings by Division | | | | | | | | | | | | | | | | |
|----------------------------------|------|-----|-----|-----|-----|-----|-----|-----|-----|-----|-----|-----|-----|----------|----------|-------|
| Divisions | | Jan | Feb | Mar | Apr | May | Jun | Jul | Aug | Sep | Oct | Nov | Dec | Thru Jul | % Change | Total |
| Total | 2024 | 339 | 304 | 323 | 340 | 304 | 269 | 283 | - | - | - | - | - | 2,162 | -9% | 2,162 |
| | 2023 | 381 | 371 | 371 | 308 | 347 | 305 | 300 | 303 | 308 | 310 | 305 | 350 | 2,383 | ▼ | 3,959 |
| Civil | 2024 | 63 | 50 | 66 | 50 | 65 | 35 | 53 | - | - | - | - | - | 382 | -2% | 382 |
| | 2023 | 48 | 60 | 49 | 55 | 65 | 51 | 60 | 49 | 49 | 65 | 63 | 44 | 388 | ▼ | 658 |
| Criminal | 2024 | 27 | 52 | 35 | 32 | 35 | 52 | 33 | - | - | - | - | - | 266 | -29% | 266 |
| | 2023 | 37 | 89 | 63 | 52 | 43 | 45 | 45 | 53 | 60 | 48 | 43 | 65 | 374 | ▼ | 643 |
| Concealed Handgun Permits | 2024 | 105 | 86 | 104 | 93 | 66 | 76 | 100 | - | - | - | - | - | 630 | -11% | 630 |
| | 2023 | 129 | 105 | 135 | 88 | 94 | 82 | 78 | 88 | 91 | 78 | 89 | 83 | 711 | ▼ | 1,140 |
| Miscellaneous/Other | 2024 | 143 | 115 | 118 | 161 | 136 | 105 | 93 | - | - | - | - | - | 871 | -3% | 871 |
| | 2023 | 167 | 116 | 122 | 110 | 140 | 124 | 116 | 111 | 108 | 118 | 110 | 155 | 895 | ▼ | 1,497 |
| Others | 2024 | 1 | 1 | - | 4 | 2 | 1 | 4 | - | - | - | - | - | 13 | -13% | 13 |
| | 2023 | - | 1 | 2 | 3 | 5 | 3 | 1 | 2 | - | 1 | - | 3 | 15 | ▼ | 21 |

| Filings by Case Category | | | | | | | | | | | | | | | | |
|--|------|-----|-----|-----|-----|-----|-----|-----|-----|-----|-----|-----|-----|----------|----------|-------|
| Case Categories | | Jan | Feb | Mar | Apr | May | Jun | Jul | Aug | Sep | Oct | Nov | Dec | Thru Jul | % Change | Total |
| Administrative Law | 2024 | - | 1 | - | - | - | - | - | - | - | - | - | - | 1 | -86% | 1 |
| | 2023 | - | - | 1 | 4 | - | - | 2 | 1 | - | - | - | - | 7 | ▼ | 8 |
| Capital Murder | 2024 | - | - | - | - | 1 | - | - | - | - | - | - | - | 1 | -83% | 1 |
| | 2023 | - | - | - | - | 6 | - | - | - | - | - | - | - | 6 | ▼ | 6 |
| Contested Divorce | 2024 | 5 | 9 | 9 | 4 | 6 | 2 | 7 | - | - | - | - | - | 42 | -11% | 42 |
| | 2023 | 6 | 5 | 12 | 7 | 7 | 7 | 3 | 6 | 7 | 5 | 3 | 3 | 47 | ▼ | 71 |
| Domestic and Family - Level 1 | 2024 | 4 | - | 7 | 1 | 11 | 5 | 7 | - | - | - | - | - | 35 | -29% | 35 |
| | 2023 | 10 | 10 | 3 | 3 | 7 | 1 | 15 | - | 5 | 14 | 6 | 4 | 49 | ▼ | 78 |
| Domestic and Family - Level 2 | 2024 | 6 | 6 | 5 | 5 | 8 | 6 | 2 | - | - | - | - | - | 38 | 100% | 38 |
| | 2023 | 2 | 1 | 1 | 2 | 5 | 4 | 4 | 5 | 2 | 6 | 2 | 8 | 19 | ▲ | 42 |
| Felonies and Related Matters | 2024 | 21 | 39 | 22 | 18 | 27 | 44 | 22 | - | - | - | - | - | 193 | -34% | 193 |
| | 2023 | 32 | 75 | 49 | 41 | 29 | 32 | 33 | 49 | 47 | 35 | 36 | 63 | 291 | ▼ | 521 |
| General Civil - Level 1 | 2024 | 1 | 1 | 1 | 1 | 7 | 2 | 1 | - | - | - | - | - | 14 | 75% | 14 |
| | 2023 | 1 | 1 | 1 | 2 | 2 | 1 | - | - | 2 | 2 | 4 | 2 | 8 | ▲ | 18 |
| General Civil - Level 2 | 2024 | 21 | 13 | 18 | 10 | 9 | 9 | 12 | - | - | - | - | - | 92 | 15% | 92 |
| | 2023 | 12 | 10 | 6 | 14 | 16 | 12 | 10 | 14 | 15 | 21 | 11 | 6 | 80 | ▲ | 147 |
| General Civil - Level 3 | 2024 | 6 | 6 | 6 | 7 | 2 | 1 | 9 | - | - | - | - | - | 37 | 23% | 37 |
| | 2023 | 5 | 7 | 4 | 3 | 1 | 6 | 4 | 5 | 3 | 7 | 18 | 6 | 30 | ▲ | 69 |
| Miscellaneous Civil | 2024 | 137 | 129 | 141 | 163 | 111 | 111 | 146 | - | - | - | - | - | 938 | -5% | 938 |
| | 2023 | 166 | 136 | 180 | 124 | 139 | 128 | 119 | 121 | 130 | 121 | 125 | 121 | 992 | ▼ | 1,610 |
| Misdemeanor | 2024 | 5 | 11 | 9 | 12 | 7 | 8 | 11 | - | - | - | - | - | 63 | 0% | 63 |
| | 2023 | 5 | 11 | 13 | 7 | 5 | 10 | 12 | 3 | 13 | 9 | 5 | 2 | 63 | ↔ | 95 |
| Other | 2024 | 109 | 71 | 74 | 94 | 92 | 69 | 44 | - | - | - | - | - | 553 | -10% | 553 |
| | 2023 | 125 | 81 | 79 | 75 | 100 | 82 | 75 | 82 | 63 | 71 | 71 | 115 | 617 | ▼ | 1,019 |
| Other Criminally Related Matters | 2024 | 2 | 2 | 4 | 3 | 1 | 1 | - | - | - | - | - | - | 13 | -7% | 13 |
| | 2023 | - | 3 | 1 | 4 | 3 | 3 | - | 1 | - | 4 | 3 | - | 14 | ▼ | 22 |
| Probates/Wills & Trusts - Level 1 | 2024 | - | - | - | - | - | - | - | - | - | - | - | - | 0 | -100% | 0 |
| | 2023 | - | 1 | - | - | - | 3 | - | 1 | - | - | 1 | - | 4 | ▼ | 6 |
| Probates/Wills & Trusts - Level 2 | 2024 | 3 | 2 | 7 | 6 | 3 | 3 | 5 | - | - | - | - | - | 29 | 12% | 29 |
| | 2023 | 6 | 3 | 2 | - | 9 | 3 | 3 | 3 | 3 | 3 | 4 | 5 | 26 | ▲ | 44 |
| Protective Orders | 2024 | 2 | - | - | - | - | - | - | - | - | - | - | - | 2 | -33% | 2 |
| | 2023 | - | 1 | - | - | 1 | - | 1 | - | - | - | - | - | 3 | ▼ | 3 |
| Uncontested Divorce | 2024 | 17 | 14 | 20 | 16 | 19 | 8 | 17 | - | - | - | - | - | 111 | -13% | 111 |
| | 2023 | 11 | 26 | 19 | 22 | 17 | 13 | 19 | 12 | 18 | 12 | 16 | 15 | 127 | ▼ | 200 |

| Dashboard | | Monthly Filings Summary | | Jan --- Jul Filings | |
|--|------------------------------------|-------------------------|--|---------------------|--|
| Court: Culpeper Circuit | Circuit/Court ID: 16 216047 | | | | |
| Start/End Date: Jan-23 / Jul-24 | Type of Case: Filings | | | | |
| 2023 Average Month: 286 | 2024 Average Month: 275 | | | | |
| Jan-Jul 2023: 2,066 | Jan-Jul 2024 : 1,927 | | | | |
| Filings Trending: ▼ | Overall AVG. Month: 282 | | | | |

| Filings by Division | | | | | | | | | | | | | | | | |
|----------------------------------|------|-----|-----|-----|-----|-----|-----|-----|-----|-----|-----|-----|-----|----------|----------|-------|
| Divisions | | Jan | Feb | Mar | Apr | May | Jun | Jul | Aug | Sep | Oct | Nov | Dec | Thru Jul | % Change | Total |
| Total | 2024 | 244 | 299 | 274 | 302 | 279 | 238 | 291 | - | - | - | - | - | 1,927 | -7% | 1,927 |
| | 2023 | 293 | 264 | 321 | 266 | 306 | 333 | 283 | 302 | 261 | 294 | 244 | 269 | 2,066 | ▼ | 3,436 |
| Civil | 2024 | 34 | 47 | 41 | 60 | 46 | 35 | 36 | - | - | - | - | - | 299 | -9% | 299 |
| | 2023 | 41 | 52 | 51 | 39 | 52 | 49 | 45 | 38 | 47 | 34 | 25 | 39 | 329 | ▼ | 512 |
| Criminal | 2024 | 84 | 121 | 106 | 129 | 107 | 122 | 134 | - | - | - | - | - | 803 | -13% | 803 |
| | 2023 | 124 | 97 | 137 | 131 | 140 | 157 | 142 | 163 | 114 | 133 | 122 | 132 | 928 | ▼ | 1,592 |
| Concealed Handgun Permits | 2024 | 102 | 99 | 110 | 88 | 78 | 63 | 92 | - | - | - | - | - | 632 | -1% | 632 |
| | 2023 | 105 | 94 | 110 | 72 | 90 | 89 | 77 | 73 | 75 | 96 | 76 | 83 | 637 | ▼ | 1,040 |
| Miscellaneous/Other | 2024 | 24 | 32 | 17 | 25 | 47 | 18 | 29 | - | - | - | - | - | 192 | 12% | 192 |
| | 2023 | 23 | 21 | 23 | 24 | 24 | 38 | 19 | 28 | 25 | 31 | 21 | 15 | 172 | ▲ | 292 |
| Others | 2024 | - | - | - | - | 1 | - | - | - | - | - | - | - | 1 | 1 | 1 |
| | 2023 | - | - | - | - | - | - | - | - | - | - | - | - | 0 | ↔ | 0 |

| Filings by Case Category | | | | | | | | | | | | | | | | |
|--|------|-----|-----|-----|-----|-----|-----|-----|-----|-----|-----|-----|-----|----------|----------|-------|
| Case Categories | | Jan | Feb | Mar | Apr | May | Jun | Jul | Aug | Sep | Oct | Nov | Dec | Thru Jul | % Change | Total |
| Administrative Law | 2024 | - | - | 1 | - | - | - | - | - | - | - | - | - | 1 | 1 | 1 |
| | 2023 | - | - | - | - | - | - | - | - | 2 | - | - | - | 0 | ↔ | 2 |
| Capital Murder | 2024 | - | - | - | - | - | - | - | - | - | - | - | - | 0 | 0 | 0 |
| | 2023 | - | - | - | - | - | - | - | - | 5 | - | - | - | 0 | ↔ | 5 |
| Contested Divorce | 2024 | 7 | 6 | 14 | 9 | 5 | 5 | 7 | - | - | - | - | - | 53 | 0% | 53 |
| | 2023 | 9 | 9 | 13 | 7 | 7 | 4 | 4 | 3 | 7 | 6 | 3 | 7 | 53 | ↔ | 79 |
| Domestic and Family - Level 1 | 2024 | 4 | 6 | 2 | 14 | 5 | 3 | 1 | - | - | - | - | - | 35 | -47% | 35 |
| | 2023 | - | 14 | 4 | 6 | 1 | 20 | 21 | 9 | 7 | - | 6 | 17 | 66 | ▼ | 105 |
| Domestic and Family - Level 2 | 2024 | 1 | 6 | 1 | 2 | 6 | 2 | 3 | - | - | - | - | - | 21 | 5% | 21 |
| | 2023 | 3 | 1 | 3 | 3 | 5 | 4 | 1 | 4 | 3 | 6 | 2 | - | 20 | ▲ | 35 |
| Felonies and Related Matters | 2024 | 64 | 84 | 77 | 90 | 80 | 94 | 102 | - | - | - | - | - | 591 | -9% | 591 |
| | 2023 | 87 | 70 | 93 | 102 | 95 | 114 | 90 | 124 | 80 | 94 | 76 | 99 | 651 | ▼ | 1,124 |
| General Civil - Level 1 | 2024 | 1 | - | - | - | - | - | - | - | - | - | - | - | 1 | -75% | 1 |
| | 2023 | - | - | - | 1 | 3 | - | - | 1 | - | - | - | - | 4 | ▼ | 5 |
| General Civil - Level 2 | 2024 | 3 | 8 | 5 | 11 | 7 | 9 | 6 | - | - | - | - | - | 49 | 48% | 49 |
| | 2023 | 3 | 6 | 4 | 5 | 6 | 6 | 3 | 4 | 9 | 5 | 5 | 3 | 33 | ▲ | 59 |
| General Civil - Level 3 | 2024 | 6 | 1 | - | 3 | 3 | 2 | 2 | - | - | - | - | - | 17 | 31% | 17 |
| | 2023 | 2 | 2 | 3 | 1 | 4 | 1 | - | 3 | 1 | 1 | 1 | 1 | 13 | ▲ | 20 |
| Miscellaneous Civil | 2024 | 124 | 127 | 122 | 111 | 120 | 78 | 118 | - | - | - | - | - | 800 | 1% | 800 |
| | 2023 | 127 | 113 | 132 | 95 | 113 | 122 | 94 | 101 | 98 | 126 | 97 | 97 | 796 | ▲ | 1,315 |
| Misdemeanor | 2024 | 21 | 35 | 25 | 38 | 27 | 27 | 32 | - | - | - | - | - | 205 | -21% | 205 |
| | 2023 | 33 | 26 | 43 | 26 | 43 | 42 | 46 | 35 | 27 | 35 | 43 | 33 | 259 | ▼ | 432 |
| Other | 2024 | 1 | 3 | 4 | - | 7 | 3 | 2 | - | - | - | - | - | 20 | 67% | 20 |
| | 2023 | 4 | - | - | 2 | 2 | 4 | - | - | 3 | - | 1 | 2 | 12 | ▲ | 18 |
| Other Criminally Related Matters | 2024 | - | 2 | 4 | 1 | - | 1 | - | - | - | - | - | - | 8 | -56% | 8 |
| | 2023 | 4 | 1 | 1 | 3 | 2 | 1 | 6 | 4 | 2 | 4 | 3 | - | 18 | ▼ | 31 |
| Probates/Wills & Trusts - Level 1 | 2024 | 1 | 2 | - | - | - | 1 | - | - | - | - | - | - | 4 | 300% | 4 |
| | 2023 | - | - | 1 | - | - | - | - | - | - | - | - | - | 1 | ▲ | 1 |
| Probates/Wills & Trusts - Level 2 | 2024 | - | 2 | - | 2 | 4 | 1 | 2 | - | - | - | - | - | 11 | 10% | 11 |
| | 2023 | 1 | 1 | 6 | 1 | - | 1 | 1 | 2 | 1 | - | 1 | 1 | 10 | ▲ | 15 |
| Uncontested Divorce | 2024 | 11 | 17 | 19 | 21 | 15 | 12 | 16 | - | - | - | - | - | 111 | -15% | 111 |
| | 2023 | 20 | 21 | 18 | 14 | 25 | 15 | 17 | 12 | 16 | 17 | 6 | 9 | 130 | ▼ | 190 |

This report reflects data in the case management system. Numbers will update accordingly as reports are refreshed and posted.

| Dashboard | | Monthly Filings Summary | | Jan --- Jul Filings | | | | | |
|---|--|---|--|---|--|-----|-----|------|------|
| <p>Court: Fluvanna Circuit Start/End Date: Jan-23 / Jul-24 2023 Average Month: 131 Jan-Jul 2023: 870 Filings Trending: ▲</p> | <p>Circuit/Court ID: 16 216065 Type of Case: Filings 2024 Average Month: 138 Jan-Jul 2024 : 967 Overall AVG. Month: 134</p> | <p style="text-align: center; font-weight: bold; font-size: 1.2em;">Jan 23 - Jul 24</p> | | <table border="1" style="margin: auto;"> <tr> <td style="text-align: center; width: 50px;">967</td> <td style="text-align: center; width: 50px;">870</td> </tr> <tr> <td style="text-align: center;">2024</td> <td style="text-align: center;">2023</td> </tr> </table> | | 967 | 870 | 2024 | 2023 |
| 967 | 870 | | | | | | | | |
| 2024 | 2023 | | | | | | | | |

| Filings by Division | | | | | | | | | | | | | | | | |
|----------------------------------|------|-----|-----|-----|-----|-----|-----|-----|-----|-----|-----|-----|-----|----------|----------|-------|
| Divisions | | Jan | Feb | Mar | Apr | May | Jun | Jul | Aug | Sep | Oct | Nov | Dec | Thru Jul | % Change | Total |
| Total | 2024 | 160 | 158 | 117 | 138 | 132 | 148 | 114 | - | - | - | - | - | 967 | 11% | 967 |
| | 2023 | 139 | 130 | 124 | 103 | 169 | 105 | 100 | 141 | 140 | 127 | 115 | 183 | 870 | ▲ | 1,576 |
| Civil | 2024 | 14 | 19 | 14 | 9 | 11 | 20 | 23 | - | - | - | - | - | 110 | 18% | 110 |
| | 2023 | 11 | 13 | 21 | 14 | 16 | 11 | 7 | 15 | 16 | 9 | 17 | 13 | 93 | ▲ | 163 |
| Criminal | 2024 | 30 | 48 | 15 | 54 | 29 | 49 | 12 | - | - | - | - | - | 237 | 22% | 237 |
| | 2023 | 27 | 23 | 18 | 18 | 53 | 32 | 24 | 58 | 29 | 47 | 30 | 27 | 195 | ▲ | 386 |
| Concealed Handgun Permits | 2024 | 82 | 59 | 68 | 44 | 58 | 48 | 51 | - | - | - | - | - | 410 | 4% | 410 |
| | 2023 | 70 | 60 | 64 | 43 | 67 | 38 | 52 | 35 | 49 | 39 | 49 | 38 | 394 | ▲ | 604 |
| Miscellaneous/ Other | 2024 | 33 | 32 | 20 | 31 | 33 | 31 | 28 | - | - | - | - | - | 208 | 12% | 208 |
| | 2023 | 31 | 34 | 21 | 26 | 32 | 24 | 17 | 33 | 45 | 32 | 19 | 105 | 185 | ▲ | 419 |
| Others | 2024 | 1 | - | - | - | 1 | - | - | - | - | - | - | - | 2 | -33% | 2 |
| | 2023 | - | - | - | 2 | 1 | - | - | - | 1 | - | - | - | 3 | ▼ | 4 |

| Filings by Case Category | | | | | | | | | | | | | | | | |
|--|------|-----|-----|-----|-----|-----|-----|-----|-----|-----|-----|-----|-----|----------|----------|-------|
| Case Categories | | Jan | Feb | Mar | Apr | May | Jun | Jul | Aug | Sep | Oct | Nov | Dec | Thru Jul | % Change | Total |
| Administrative Law | 2024 | - | - | 1 | - | - | - | - | - | - | - | - | - | 1 | 1 | 1 |
| | 2023 | - | - | - | - | - | - | - | - | - | - | - | - | 0 | ↔ | 0 |
| Contested Divorce | 2024 | 1 | 3 | 3 | 3 | 2 | 4 | - | - | - | - | - | - | 16 | 0% | 16 |
| | 2023 | 3 | 4 | 2 | 2 | 3 | 1 | 1 | 2 | 3 | 1 | 1 | - | 16 | ↔ | 23 |
| Domestic and Family - Level 1 | 2024 | 5 | - | 1 | - | 2 | 4 | 15 | - | - | - | - | - | 27 | 50% | 27 |
| | 2023 | - | 3 | 10 | 4 | - | - | 1 | - | 2 | - | - | 6 | 18 | ▲ | 26 |
| Domestic and Family - Level 2 | 2024 | 1 | 4 | 3 | 2 | - | 1 | 1 | - | - | - | - | - | 12 | 20% | 12 |
| | 2023 | 4 | 1 | - | 2 | 1 | - | 2 | 3 | 3 | 1 | 3 | 1 | 10 | ▲ | 21 |
| Felonies and Related Matters | 2024 | 12 | 37 | 8 | 43 | 25 | 42 | 4 | - | - | - | - | - | 171 | 30% | 171 |
| | 2023 | 12 | 18 | 12 | 16 | 37 | 22 | 15 | 47 | 23 | 31 | 24 | 21 | 132 | ▲ | 278 |
| General Civil - Level 2 | 2024 | 2 | 2 | 1 | 1 | 3 | 3 | 3 | - | - | - | - | - | 15 | 67% | 15 |
| | 2023 | 2 | 3 | - | 2 | 1 | 1 | - | 5 | 2 | 1 | 2 | 4 | 9 | ▲ | 23 |
| General Civil - Level 3 | 2024 | 1 | 4 | - | 2 | 2 | 1 | - | - | - | - | - | - | 10 | 25% | 10 |
| | 2023 | 1 | 1 | - | - | 4 | 1 | 1 | 1 | 4 | 1 | 1 | 2 | 8 | ▲ | 17 |
| Miscellaneous Civil | 2024 | 94 | 73 | 78 | 63 | 75 | 64 | 66 | - | - | - | - | - | 513 | 9% | 513 |
| | 2023 | 75 | 72 | 74 | 54 | 91 | 46 | 58 | 47 | 73 | 60 | 57 | 104 | 470 | ▲ | 811 |
| Misdemeanor | 2024 | 15 | 4 | 6 | 10 | 4 | 7 | 6 | - | - | - | - | - | 52 | 6% | 52 |
| | 2023 | 11 | 5 | 6 | 2 | 9 | 10 | 6 | 11 | 4 | 5 | 4 | 6 | 49 | ▲ | 79 |
| Other | 2024 | 22 | 17 | 10 | 12 | 17 | 14 | 12 | - | - | - | - | - | 104 | -5% | 104 |
| | 2023 | 25 | 20 | 11 | 17 | 9 | 17 | 10 | 21 | 21 | 11 | 10 | 38 | 109 | ▼ | 210 |
| Other Criminally Related Matters | 2024 | 3 | 7 | 1 | 1 | - | - | 2 | - | - | - | - | - | 14 | 0% | 14 |
| | 2023 | 4 | - | - | - | 7 | - | 3 | 1 | 2 | 11 | 2 | - | 14 | ↔ | 30 |
| Probates/Wills & Trusts - Level 1 | 2024 | - | - | - | - | 1 | - | - | - | - | - | - | - | 1 | 0% | 1 |
| | 2023 | - | - | - | - | - | - | 1 | - | - | - | - | - | 1 | ↔ | 1 |
| Probates/Wills & Trusts - Level 2 | 2024 | - | 3 | 2 | - | - | 1 | 1 | - | - | - | - | - | 7 | 7 | 7 |
| | 2023 | - | - | - | - | - | - | - | - | - | 1 | - | - | 0 | ↔ | 1 |
| Uncontested Divorce | 2024 | 4 | 4 | 3 | 1 | 1 | 7 | 4 | - | - | - | - | - | 24 | -29% | 24 |
| | 2023 | 2 | 3 | 9 | 4 | 7 | 7 | 2 | 3 | 3 | 4 | 5 | 7 | 34 | ▼ | 56 |

| Dashboard | | Monthly Filings Summary | | Jan --- Jul Filings | |
|--|--|---|--|--|--|
| <p>Court: Goochland Circuit Start/End Date: Jan-23 / Jul-24 2023 Average Month: 116 Jan-Jul 2023: 900 Filings Trending: ▼</p> | <p>Circuit/Court ID: 16 216075 Type of Case: Filings 2024 Average Month: 104 Jan-Jul 2024 : 727 Overall AVG. Month: 112</p> | <p style="text-align: center; font-weight: bold; font-size: 1.2em;">Jan 23 - Jul 24</p> | | <p style="text-align: center; font-weight: bold; font-size: 1.2em;">727 900</p> <p style="text-align: center;">2024 2023</p> | |

| Filings by Division | | | | | | | | | | | | | | | | |
|----------------------------------|------|-----|-----|-----|-----|-----|-----|-----|-----|-----|-----|-----|-----|----------|----------|-------|
| Divisions | | Jan | Feb | Mar | Apr | May | Jun | Jul | Aug | Sep | Oct | Nov | Dec | Thru Jul | % Change | Total |
| Total | 2024 | 105 | 84 | 111 | 103 | 115 | 107 | 102 | - | - | - | - | - | 727 | -19% | 727 |
| | 2023 | 141 | 122 | 144 | 135 | 169 | 80 | 109 | 109 | 76 | 119 | 85 | 103 | 900 | ▼ | 1,392 |
| Civil | 2024 | 8 | 7 | 15 | 14 | 14 | 10 | 8 | - | - | - | - | - | 76 | -37% | 76 |
| | 2023 | 28 | 15 | 25 | 16 | 14 | 9 | 13 | 14 | 16 | 14 | 12 | 12 | 120 | ▼ | 188 |
| Criminal | 2024 | 13 | 20 | 36 | 23 | 20 | 20 | 17 | - | - | - | - | - | 149 | -34% | 149 |
| | 2023 | 10 | 24 | 30 | 37 | 74 | 17 | 35 | 28 | 7 | 32 | 17 | 26 | 227 | ▼ | 337 |
| Concealed Handgun Permits | 2024 | 68 | 47 | 50 | 51 | 60 | 44 | 57 | - | - | - | - | - | 377 | -18% | 377 |
| | 2023 | 90 | 66 | 76 | 62 | 75 | 44 | 47 | 55 | 43 | 62 | 49 | 58 | 460 | ▼ | 727 |
| Miscellaneous/ Other | 2024 | 16 | 10 | 10 | 15 | 21 | 33 | 20 | - | - | - | - | - | 125 | 34% | 125 |
| | 2023 | 13 | 17 | 13 | 20 | 6 | 10 | 14 | 12 | 10 | 11 | 7 | 7 | 93 | ▲ | 140 |

| Filings by Case Category | | | | | | | | | | | | | | | | |
|--|------|-----|-----|-----|-----|-----|-----|-----|-----|-----|-----|-----|-----|----------|----------|-------|
| Case Categories | | Jan | Feb | Mar | Apr | May | Jun | Jul | Aug | Sep | Oct | Nov | Dec | Thru Jul | % Change | Total |
| Administrative Law | 2024 | - | - | - | 1 | - | - | - | - | - | - | - | - | 1 | 0% | 1 |
| | 2023 | - | - | - | - | - | - | 1 | 2 | - | - | - | - | 1 | ↔ | 3 |
| Capital Murder | 2024 | - | 3 | - | - | - | - | - | - | - | - | - | - | 3 | 200% | 3 |
| | 2023 | - | - | - | 1 | - | - | - | - | - | - | - | - | 1 | ▲ | 1 |
| Contested Divorce | 2024 | 1 | 1 | 1 | 1 | 1 | 1 | - | - | - | - | - | - | 6 | -50% | 6 |
| | 2023 | 3 | 2 | 4 | 1 | - | 2 | - | 2 | 4 | 2 | - | - | 12 | ▼ | 20 |
| Domestic and Family - Level 1 | 2024 | - | - | - | - | - | - | - | - | - | - | - | - | 0 | -100% | 0 |
| | 2023 | 2 | - | - | - | 1 | 1 | - | 2 | - | 4 | 3 | - | 4 | ▼ | 13 |
| Domestic and Family - Level 2 | 2024 | - | - | 1 | 1 | 1 | - | 1 | - | - | - | - | - | 4 | 33% | 4 |
| | 2023 | - | 1 | 1 | - | 1 | - | - | - | - | 1 | - | 1 | 3 | ▲ | 5 |
| Felonies and Related Matters | 2024 | 8 | 11 | 28 | 11 | 7 | 12 | 11 | - | - | - | - | - | 88 | -35% | 88 |
| | 2023 | 5 | 14 | 12 | 29 | 58 | 10 | 7 | 8 | 3 | 17 | 8 | 12 | 135 | ▼ | 183 |
| General Civil - Level 1 | 2024 | - | - | 2 | - | 1 | - | 2 | - | - | - | - | - | 5 | 150% | 5 |
| | 2023 | 1 | - | 1 | - | - | - | - | - | - | - | - | - | 2 | ▲ | 2 |
| General Civil - Level 2 | 2024 | 4 | 2 | 3 | 5 | 7 | 4 | 4 | - | - | - | - | - | 29 | -53% | 29 |
| | 2023 | 18 | 8 | 8 | 9 | 10 | 6 | 3 | 6 | 5 | 1 | 4 | 4 | 62 | ▼ | 82 |
| General Civil - Level 3 | 2024 | 1 | 2 | 4 | - | 1 | 1 | 2 | - | - | - | - | - | 11 | -27% | 11 |
| | 2023 | 2 | 1 | 7 | 4 | - | 1 | - | 3 | 2 | 4 | 5 | 2 | 15 | ▼ | 31 |
| Miscellaneous Civil | 2024 | 81 | 57 | 59 | 63 | 79 | 65 | 75 | - | - | - | - | - | 479 | -11% | 479 |
| | 2023 | 101 | 81 | 89 | 76 | 81 | 51 | 60 | 63 | 49 | 70 | 53 | 65 | 539 | ▼ | 839 |
| Misdemeanor | 2024 | 5 | 5 | 7 | 7 | 10 | 7 | 4 | - | - | - | - | - | 45 | -33% | 45 |
| | 2023 | 3 | 8 | 16 | 4 | 10 | 4 | 22 | 16 | 4 | 11 | 8 | 12 | 67 | ▼ | 118 |
| Other | 2024 | - | - | - | 1 | 3 | 9 | - | - | - | - | - | - | 13 | 8% | 13 |
| | 2023 | 2 | 1 | - | 5 | - | 2 | 2 | - | 1 | 1 | 1 | 1 | 12 | ▲ | 16 |
| Other Criminally Related Matters | 2024 | 1 | 1 | 1 | 5 | 3 | 1 | 2 | - | - | - | - | - | 14 | -44% | 14 |
| | 2023 | 2 | 3 | 2 | 3 | 6 | 3 | 6 | 4 | - | 4 | 1 | 2 | 25 | ▼ | 36 |
| Probates/Wills & Trusts - Level 2 | 2024 | 1 | - | - | - | 1 | 2 | - | - | - | - | - | - | 4 | 300% | 4 |
| | 2023 | - | - | - | 1 | - | - | - | - | - | - | - | 1 | 1 | ▲ | 2 |
| Uncontested Divorce | 2024 | 3 | 2 | 5 | 8 | 1 | 5 | 1 | - | - | - | - | - | 25 | 19% | 25 |
| | 2023 | 2 | 3 | 4 | 2 | 2 | - | 8 | 3 | 8 | 4 | 2 | 3 | 21 | ▲ | 41 |

| Dashboard | | Monthly Filings Summary | | Jan --- Jul Filings | |
|--|------------------------------------|-------------------------|--|---------------------|--|
| Court: Greene Circuit | Circuit/Court ID: 16 216079 | | | | |
| Start/End Date: Jan-23 / Jul-24 | Type of Case: Filings | | | | |
| 2023 Average Month: 127 | 2024 Average Month: 119 | | | | |
| Jan-Jul 2023: 859 | Jan-Jul 2024 : 831 | | | | |
| Filings Trending: ▼ | Overall AVG. Month: 124 | | | | |

| Filings by Division | | | | | | | | | | | | | | | | |
|----------------------------------|------|-----|-----|-----|-----|-----|-----|-----|-----|-----|-----|-----|-----|----------|----------|-------|
| Divisions | | Jan | Feb | Mar | Apr | May | Jun | Jul | Aug | Sep | Oct | Nov | Dec | Thru Jul | % Change | Total |
| Total | 2024 | 75 | 157 | 134 | 127 | 127 | 102 | 109 | - | - | - | - | - | 831 | -3% | 831 |
| | 2023 | 112 | 136 | 149 | 139 | 107 | 110 | 106 | 158 | 116 | 132 | 92 | 162 | 859 | ▼ | 1,519 |
| Civil | 2024 | 9 | 5 | 14 | 8 | 11 | 6 | 15 | - | - | - | - | - | 68 | -31% | 68 |
| | 2023 | 7 | 8 | 13 | 28 | 23 | 10 | 10 | 11 | 20 | 8 | 10 | 6 | 99 | ▼ | 154 |
| Criminal | 2024 | 10 | 60 | 43 | 33 | 35 | 42 | 35 | - | - | - | - | - | 258 | -4% | 258 |
| | 2023 | 31 | 51 | 43 | 51 | 16 | 52 | 25 | 67 | 33 | 39 | 15 | 46 | 269 | ▼ | 469 |
| Concealed Handgun Permits | 2024 | 43 | 73 | 51 | 55 | 62 | 34 | 39 | - | - | - | - | - | 357 | 7% | 357 |
| | 2023 | 54 | 56 | 65 | 40 | 42 | 26 | 50 | 55 | 44 | 54 | 46 | 31 | 333 | ▲ | 563 |
| Miscellaneous/Other | 2024 | 13 | 19 | 26 | 29 | 19 | 20 | 19 | - | - | - | - | - | 145 | -8% | 145 |
| | 2023 | 20 | 21 | 28 | 20 | 26 | 22 | 21 | 25 | 19 | 30 | 21 | 79 | 158 | ▼ | 332 |
| Others | 2024 | - | - | - | 2 | - | - | 1 | - | - | - | - | - | 3 | 3 | 3 |
| | 2023 | - | - | - | - | - | - | - | - | - | 1 | - | - | 0 | ↔ | 1 |

| Filings by Case Category | | | | | | | | | | | | | | | | |
|--|------|-----|-----|-----|-----|-----|-----|-----|-----|-----|-----|-----|-----|----------|----------|-------|
| Case Categories | | Jan | Feb | Mar | Apr | May | Jun | Jul | Aug | Sep | Oct | Nov | Dec | Thru Jul | % Change | Total |
| Administrative Law | 2024 | - | - | - | - | - | - | 1 | - | - | - | - | - | 1 | -67% | 1 |
| | 2023 | 1 | - | - | 1 | - | 1 | - | - | - | - | 1 | - | 3 | ▼ | 4 |
| Contested Divorce | 2024 | 3 | 2 | 4 | 3 | - | 3 | 1 | - | - | - | - | - | 16 | 33% | 16 |
| | 2023 | - | - | 6 | 1 | 2 | - | 3 | - | 3 | 1 | 1 | 3 | 12 | ▲ | 20 |
| Domestic and Family - Level 1 | 2024 | - | - | 4 | 1 | - | - | 4 | - | - | - | - | - | 9 | -67% | 9 |
| | 2023 | - | - | 1 | 14 | 9 | 3 | - | 4 | 11 | 1 | 2 | - | 27 | ▼ | 45 |
| Domestic and Family - Level 2 | 2024 | - | - | - | 1 | 1 | - | 1 | - | - | - | - | - | 3 | -25% | 3 |
| | 2023 | 1 | - | 1 | - | 1 | 1 | - | 2 | - | - | 2 | - | 4 | ▼ | 8 |
| Felonies and Related Matters | 2024 | 4 | 42 | 30 | 18 | 24 | 32 | 15 | - | - | - | - | - | 165 | -12% | 165 |
| | 2023 | 23 | 31 | 32 | 41 | 13 | 29 | 18 | 32 | 24 | 22 | 10 | 39 | 187 | ▼ | 314 |
| General Civil - Level 1 | 2024 | - | 1 | - | - | - | - | - | - | - | - | - | - | 1 | 1 | 1 |
| | 2023 | - | - | - | - | - | - | - | - | - | - | - | - | 0 | ↔ | 0 |
| General Civil - Level 2 | 2024 | 2 | - | 3 | 1 | 2 | - | 4 | - | - | - | - | - | 12 | -20% | 12 |
| | 2023 | 1 | 3 | 1 | 3 | 4 | 1 | 2 | 1 | 3 | 1 | 2 | - | 15 | ▼ | 22 |
| General Civil - Level 3 | 2024 | 2 | 1 | 1 | - | 4 | - | 2 | - | - | - | - | - | 10 | 100% | 10 |
| | 2023 | - | - | 1 | 2 | 1 | 1 | - | - | 2 | 1 | - | 1 | 5 | ▲ | 9 |
| Miscellaneous Civil | 2024 | 50 | 79 | 68 | 69 | 71 | 45 | 52 | - | - | - | - | - | 434 | 6% | 434 |
| | 2023 | 65 | 67 | 81 | 45 | 55 | 38 | 59 | 63 | 53 | 65 | 52 | 39 | 410 | ▲ | 682 |
| Misdemeanor | 2024 | 6 | 15 | 6 | 13 | 11 | 9 | 14 | - | - | - | - | - | 74 | 10% | 74 |
| | 2023 | 5 | 15 | 10 | 7 | 2 | 23 | 5 | 32 | 8 | 13 | 4 | 7 | 67 | ▲ | 131 |
| Other | 2024 | 6 | 13 | 9 | 17 | 10 | 9 | 7 | - | - | - | - | - | 71 | -8% | 71 |
| | 2023 | 9 | 10 | 11 | 15 | 13 | 10 | 9 | 17 | 8 | 19 | 14 | 70 | 77 | ▼ | 205 |
| Other Criminally Related Matters | 2024 | - | 3 | 7 | 2 | - | 1 | 6 | - | - | - | - | - | 19 | 27% | 19 |
| | 2023 | 3 | 5 | 1 | 3 | 1 | - | 2 | 3 | 1 | 4 | 1 | - | 15 | ▲ | 24 |
| Probates/Wills & Trusts - Level 1 | 2024 | - | - | - | - | 1 | - | - | - | - | - | - | - | 1 | 1 | 1 |
| | 2023 | - | - | - | - | - | - | - | - | - | - | - | 1 | 0 | ↔ | 1 |
| Probates/Wills & Trusts - Level 2 | 2024 | - | - | - | - | - | - | - | - | - | - | - | - | 0 | -100% | 0 |
| | 2023 | 1 | 1 | - | - | 1 | - | 1 | - | - | - | - | - | 4 | ▼ | 4 |
| Protective Orders | 2024 | - | - | - | - | - | - | - | - | - | - | - | - | 0 | 0 | 0 |
| | 2023 | - | - | - | - | - | - | - | - | - | 1 | - | - | 0 | ↔ | 1 |
| Uncontested Divorce | 2024 | 2 | 1 | 2 | 2 | 3 | 3 | 2 | - | - | - | - | - | 15 | -55% | 15 |
| | 2023 | 3 | 4 | 4 | 7 | 5 | 3 | 7 | 4 | 3 | 4 | 3 | 2 | 33 | ▼ | 49 |

This report reflects data in the case management system. Numbers will update accordingly as reports are refreshed and posted.

CPSS-CCMS-10.01 CASELOAD STATISTICS OF THE CIRCUIT COURTS

Louisa

January 2023 -- July 2024 Filings

Alexandria and Fairfax Circuit are not Included in State Totals

| Dashboard | | Monthly Filings Summary | | Jan --- Jul Filings | |
|--|------------------------------------|-------------------------|--|---------------------|-------|
| Court: Louisa Circuit | Circuit/Court ID: 16 216109 | | | | |
| Start/End Date: Jan-23 / Jul-24 | Type of Case: Filings | Jan 23 - Jul 24 | | 2024 | 2023 |
| 2023 Average Month: 223 | 2024 Average Month: 215 | | | 1,507 | 1,578 |
| Jan-Jul 2023: 1,578 | Jan-Jul 2024 : 1,507 | | | | |
| Filings Trending: ▼ | Overall AVG. Month: 220 | | | | |

| Filings by Division | | | | | | | | | | | | | | | | |
|----------------------------------|------|-----|-----|-----|-----|-----|-----|-----|-----|-----|-----|-----|-----|----------|----------|-------|
| Divisions | | Jan | Feb | Mar | Apr | May | Jun | Jul | Aug | Sep | Oct | Nov | Dec | Thru Jul | % Change | Total |
| Total | 2024 | 237 | 190 | 269 | 211 | 227 | 176 | 197 | - | - | - | - | - | 1,507 | -4% | 1,507 |
| | 2023 | 238 | 215 | 335 | 160 | 269 | 175 | 186 | 215 | 215 | 260 | 210 | 198 | 1,578 | ▼ | 2,676 |
| Civil | 2024 | 21 | 18 | 26 | 33 | 27 | 21 | 26 | - | - | - | - | - | 172 | -2% | 172 |
| | 2023 | 25 | 24 | 32 | 15 | 20 | 26 | 33 | 29 | 17 | 35 | 29 | 21 | 175 | ▼ | 306 |
| Criminal | 2024 | 83 | 55 | 95 | 65 | 103 | 67 | 55 | - | - | - | - | - | 523 | -6% | 523 |
| | 2023 | 54 | 54 | 155 | 39 | 135 | 56 | 65 | 70 | 83 | 93 | 67 | 47 | 558 | ▼ | 918 |
| Concealed Handgun Permits | 2024 | 81 | 84 | 110 | 80 | 65 | 60 | 77 | - | - | - | - | - | 557 | -6% | 557 |
| | 2023 | 108 | 104 | 99 | 76 | 80 | 66 | 60 | 77 | 80 | 87 | 78 | 88 | 593 | ▼ | 1,003 |
| Miscellaneous/ Other | 2024 | 52 | 33 | 37 | 33 | 32 | 28 | 38 | - | - | - | - | - | 253 | 1% | 253 |
| | 2023 | 51 | 33 | 48 | 30 | 34 | 27 | 28 | 39 | 35 | 45 | 36 | 42 | 251 | ▲ | 448 |
| Others | 2024 | - | - | 1 | - | - | - | 1 | - | - | - | - | - | 2 | 100% | 2 |
| | 2023 | - | - | 1 | - | - | - | - | - | - | - | - | - | 1 | ▲ | 1 |

| Filings by Case Category | | | | | | | | | | | | | | | | |
|--|------|-----|-----|-----|-----|-----|-----|-----|-----|-----|-----|-----|-----|----------|----------|-------|
| Case Categories | | Jan | Feb | Mar | Apr | May | Jun | Jul | Aug | Sep | Oct | Nov | Dec | Thru Jul | % Change | Total |
| Administrative Law | 2024 | - | 1 | - | - | - | - | - | - | - | - | - | - | 1 | 1 | 1 |
| | 2023 | - | - | - | - | - | - | - | - | - | - | - | - | 0 | ↔ | 0 |
| Capital Murder | 2024 | 1 | - | - | - | - | - | - | - | - | - | - | - | 1 | 0% | 1 |
| | 2023 | - | - | - | - | - | - | 1 | - | - | 1 | - | - | 1 | ↔ | 2 |
| Contested Divorce | 2024 | 5 | 3 | 2 | 4 | 4 | 5 | 4 | - | - | - | - | - | 27 | -7% | 27 |
| | 2023 | 4 | 6 | 4 | 3 | 2 | 3 | 7 | 7 | 3 | 4 | 4 | - | 29 | ▼ | 47 |
| Domestic and Family - Level 1 | 2024 | 1 | - | 13 | 5 | 2 | 1 | 3 | - | - | - | - | - | 25 | 56% | 25 |
| | 2023 | 1 | - | 10 | 2 | 1 | - | 2 | - | 1 | 12 | 3 | 6 | 16 | ▲ | 38 |
| Domestic and Family - Level 2 | 2024 | - | - | 1 | 6 | 2 | 1 | - | - | - | - | - | - | 10 | -17% | 10 |
| | 2023 | 2 | 2 | 3 | - | - | 3 | 2 | 1 | 3 | 2 | 5 | - | 12 | ▼ | 23 |
| Felonies and Related Matters | 2024 | 64 | 36 | 54 | 44 | 82 | 44 | 39 | - | - | - | - | - | 363 | -7% | 363 |
| | 2023 | 30 | 32 | 115 | 24 | 105 | 43 | 40 | 46 | 65 | 69 | 52 | 30 | 389 | ▼ | 651 |
| General Civil - Level 1 | 2024 | - | - | - | - | - | - | - | - | - | - | - | - | 0 | -100% | 0 |
| | 2023 | - | - | - | 1 | - | - | - | - | - | 1 | - | - | 1 | ▼ | 2 |
| General Civil - Level 2 | 2024 | 4 | 4 | 4 | 10 | 4 | 3 | 5 | - | - | - | - | - | 34 | -11% | 34 |
| | 2023 | 3 | 4 | - | 2 | 7 | 11 | 11 | 10 | 1 | 7 | 9 | 5 | 38 | ▼ | 70 |
| General Civil - Level 3 | 2024 | 4 | 2 | 4 | - | 1 | 3 | 7 | - | - | - | - | - | 21 | 50% | 21 |
| | 2023 | 1 | 4 | 4 | 2 | 1 | - | 2 | 4 | 1 | 1 | 1 | 1 | 14 | ▲ | 22 |
| Miscellaneous Civil | 2024 | 96 | 107 | 122 | 96 | 81 | 74 | 96 | - | - | - | - | - | 672 | -4% | 672 |
| | 2023 | 124 | 122 | 123 | 92 | 99 | 72 | 71 | 104 | 98 | 107 | 97 | 104 | 703 | ▼ | 1,213 |
| Misdemeanor | 2024 | 17 | 16 | 40 | 21 | 21 | 20 | 14 | - | - | - | - | - | 149 | -5% | 149 |
| | 2023 | 23 | 19 | 39 | 16 | 28 | 12 | 20 | 23 | 16 | 21 | 13 | 13 | 157 | ▼ | 243 |
| Other | 2024 | 35 | 11 | 25 | 17 | 18 | 14 | 19 | - | - | - | - | - | 139 | -4% | 139 |
| | 2023 | 35 | 13 | 29 | 12 | 18 | 21 | 17 | 11 | 17 | 25 | 17 | 31 | 145 | ▼ | 246 |
| Other Criminally Related Matters | 2024 | 2 | 3 | 1 | 1 | - | 3 | 2 | - | - | - | - | - | 12 | 0% | 12 |
| | 2023 | 1 | 3 | 1 | - | 2 | 1 | 4 | 2 | 2 | 2 | 3 | 4 | 12 | ↔ | 25 |
| Probates/Wills & Trusts - Level 1 | 2024 | - | 1 | - | - | 1 | 1 | - | - | - | - | - | - | 3 | 50% | 3 |
| | 2023 | - | - | 1 | - | - | - | 1 | - | - | - | - | - | 2 | ▲ | 2 |
| Probates/Wills & Trusts - Level 2 | 2024 | 1 | - | - | 1 | 2 | - | 1 | - | - | - | - | - | 5 | -50% | 5 |
| | 2023 | 2 | 3 | 1 | 1 | 1 | - | 2 | 3 | 2 | 3 | - | - | 10 | ▼ | 18 |
| Uncontested Divorce | 2024 | 7 | 6 | 3 | 6 | 9 | 7 | 7 | - | - | - | - | - | 45 | -8% | 45 |
| | 2023 | 12 | 7 | 5 | 5 | 5 | 9 | 6 | 4 | 6 | 5 | 6 | 4 | 49 | ▼ | 74 |

This report reflects data in the case management system. Numbers will update accordingly as reports are refreshed and posted.

| Dashboard | | Monthly Filings Summary | | Jan --- Jul Filings | |
|---|---|-------------------------|--|-----------------------------|--|
| <p>Court: Madison Circuit Start/End Date: Jan-23 / Jul-24 2023 Average Month: 85 Jan-Jul 2023: 571 Filings Trending: ▼</p> | <p>Circuit/Court ID: 16 216113 Type of Case: Filings 2024 Average Month:75 Jan-Jul 2024 : 522 Overall AVG. Month: 81</p> | <p>Jan 23 - Jul 24</p> | | <p>2024: 522, 2023: 571</p> | |

| Filings by Division | | | | | | | | | | | | | | | | |
|----------------------------------|------|-----|-----|-----|-----|-----|-----|-----|-----|-----|-----|-----|-----|----------|----------|-------|
| Divisions | | Jan | Feb | Mar | Apr | May | Jun | Jul | Aug | Sep | Oct | Nov | Dec | Thru Jul | % Change | Total |
| Total | 2024 | 66 | 76 | 99 | 83 | 80 | 51 | 67 | - | - | - | - | - | 522 | -9% | 522 |
| | 2023 | 88 | 106 | 109 | 64 | 69 | 74 | 61 | 73 | 90 | 67 | 80 | 134 | 571 | ▼ | 1,015 |
| Civil | 2024 | 7 | 4 | 6 | 11 | 9 | 15 | 3 | - | - | - | - | - | 55 | 4% | 55 |
| | 2023 | 4 | 8 | 9 | 8 | 7 | 7 | 10 | 6 | 4 | 5 | 4 | 9 | 53 | ▲ | 81 |
| Criminal | 2024 | 8 | 20 | 24 | 15 | 25 | 9 | 13 | - | - | - | - | - | 114 | -25% | 114 |
| | 2023 | 24 | 38 | 35 | 12 | 11 | 27 | 5 | 17 | 34 | 19 | 24 | 23 | 152 | ▼ | 269 |
| Concealed Handgun Permits | 2024 | 31 | 34 | 40 | 39 | 31 | 15 | 28 | - | - | - | - | - | 218 | -8% | 218 |
| | 2023 | 45 | 38 | 48 | 32 | 34 | 23 | 16 | 26 | 30 | 31 | 41 | 38 | 236 | ▼ | 402 |
| Miscellaneous/Other | 2024 | 20 | 18 | 29 | 18 | 15 | 12 | 22 | - | - | - | - | - | 134 | 3% | 134 |
| | 2023 | 15 | 22 | 17 | 12 | 17 | 17 | 30 | 24 | 22 | 12 | 11 | 64 | 130 | ▲ | 263 |
| Others | 2024 | - | - | - | - | - | - | 1 | - | - | - | - | - | 1 | 1 | 1 |
| | 2023 | - | - | - | - | - | - | - | - | - | - | - | - | 0 | ↔ | 0 |

| Filings by Case Category | | | | | | | | | | | | | | | | |
|--|------|-----|-----|-----|-----|-----|-----|-----|-----|-----|-----|-----|-----|----------|----------|-------|
| Case Categories | | Jan | Feb | Mar | Apr | May | Jun | Jul | Aug | Sep | Oct | Nov | Dec | Thru Jul | % Change | Total |
| Administrative Law | 2024 | - | - | - | 1 | 1 | - | - | - | - | - | - | - | 2 | 100% | 2 |
| | 2023 | - | - | - | 1 | - | - | - | 1 | - | - | - | - | 1 | ▲ | 2 |
| Contested Divorce | 2024 | 1 | - | - | 1 | 1 | - | - | - | - | - | - | - | 3 | -40% | 3 |
| | 2023 | - | - | - | 2 | - | 2 | 1 | - | - | - | - | - | 5 | ▼ | 5 |
| Domestic and Family - Level 1 | 2024 | 1 | 1 | - | - | - | 11 | - | - | - | - | - | - | 13 | 225% | 13 |
| | 2023 | - | 1 | 1 | 2 | - | - | - | 3 | 1 | - | 2 | 3 | 4 | ▲ | 13 |
| Domestic and Family - Level 2 | 2024 | - | - | 1 | 1 | 1 | - | - | - | - | - | - | - | 3 | 50% | 3 |
| | 2023 | 1 | 1 | - | - | - | - | - | - | - | - | - | - | 2 | ▲ | 2 |
| Felonies and Related Matters | 2024 | 6 | 11 | 15 | 9 | 13 | 6 | 11 | - | - | - | - | - | 71 | -34% | 71 |
| | 2023 | 17 | 27 | 30 | 6 | 8 | 16 | 3 | 9 | 12 | 11 | 13 | 12 | 107 | ▼ | 164 |
| General Civil - Level 1 | 2024 | - | - | - | 1 | - | - | - | - | - | - | - | - | 1 | -50% | 1 |
| | 2023 | - | 1 | - | - | - | - | 1 | - | - | - | - | 1 | 2 | ▼ | 3 |
| General Civil - Level 2 | 2024 | 3 | 1 | 1 | 2 | - | 1 | - | - | - | - | - | - | 8 | -58% | 8 |
| | 2023 | 1 | 2 | 4 | 2 | 6 | 1 | 3 | - | 2 | 2 | - | - | 19 | ▼ | 23 |
| General Civil - Level 3 | 2024 | - | - | 1 | 3 | 1 | - | - | - | - | - | - | - | 5 | -44% | 5 |
| | 2023 | 1 | 2 | 3 | - | 1 | 1 | 1 | 1 | - | 1 | - | 4 | 9 | ▼ | 15 |
| Miscellaneous Civil | 2024 | 35 | 38 | 51 | 47 | 34 | 22 | 36 | - | - | - | - | - | 263 | -9% | 263 |
| | 2023 | 47 | 46 | 52 | 42 | 43 | 29 | 30 | 34 | 37 | 38 | 42 | 43 | 289 | ▼ | 483 |
| Misdemeanor | 2024 | 2 | 9 | 6 | 6 | 12 | 3 | 2 | - | - | - | - | - | 40 | -5% | 40 |
| | 2023 | 7 | 11 | 4 | 6 | 3 | 9 | 2 | 6 | 21 | 7 | 11 | 10 | 42 | ▼ | 97 |
| Other | 2024 | 17 | 14 | 18 | 10 | 12 | 5 | 15 | - | - | - | - | - | 91 | 23% | 91 |
| | 2023 | 12 | 12 | 13 | 2 | 7 | 11 | 17 | 16 | 15 | 5 | 10 | 59 | 74 | ▲ | 179 |
| Other Criminally Related Matters | 2024 | - | - | 3 | - | - | - | - | - | - | - | - | - | 3 | 0% | 3 |
| | 2023 | - | - | 1 | - | - | 2 | - | 2 | 1 | 1 | - | 1 | 3 | ↔ | 8 |
| Probates/Wills & Trusts - Level 1 | 2024 | - | - | - | - | - | - | - | - | - | - | - | - | 0 | -100% | 0 |
| | 2023 | - | - | - | - | - | - | 1 | - | - | 1 | - | - | 1 | ▼ | 2 |
| Probates/Wills & Trusts - Level 2 | 2024 | 1 | - | 2 | 1 | 1 | 1 | 1 | - | - | - | - | - | 7 | 133% | 7 |
| | 2023 | - | - | 1 | 1 | 1 | - | 1 | - | - | - | - | - | 3 | ▲ | 3 |
| Uncontested Divorce | 2024 | - | 2 | 1 | 1 | 4 | 2 | 2 | - | - | - | - | - | 12 | 20% | 12 |
| | 2023 | 2 | 3 | 1 | - | - | 3 | 1 | 1 | 1 | 1 | 1 | 2 | 10 | ▲ | 16 |

This report reflects data in the case management system. Numbers will update accordingly as reports are refreshed and posted.

| Dashboard | | Monthly Filings Summary | | Jan --- Jul Filings | | | | | | | |
|---|--|---|--|---|--|--------------|--------------|--|--|------|------|
| <p>Court: Orange Circuit Start/End Date: Jan-23 / Jul-24 2023 Average Month: 176 Jan-Jul 2023: 1,293 Filings Trending: ↔</p> | <p>Circuit/Court ID: 16 216137 Type of Case: Filings 2024 Average Month: 183 Jan-Jul 2024 : 1,279 Overall AVG. Month: 178</p> | <p style="text-align: center; font-weight: bold; color: white;">Jan 23 - Jul 24</p> | | <table style="margin: auto;"> <tr> <td style="text-align: center; width: 50px;">1,279</td> <td style="text-align: center; width: 50px;">1,293</td> </tr> <tr> <td style="text-align: center; width: 50px;"></td> <td style="text-align: center; width: 50px;"></td> </tr> <tr> <td style="text-align: center; width: 50px;">2024</td> <td style="text-align: center; width: 50px;">2023</td> </tr> </table> | | 1,279 | 1,293 | | | 2024 | 2023 |
| 1,279 | 1,293 | | | | | | | | | | |
| | | | | | | | | | | | |
| 2024 | 2023 | | | | | | | | | | |

| Filings by Division | | | | | | | | | | | | | | | | |
|----------------------------------|------|-----|-----|-----|-----|-----|-----|-----|-----|-----|-----|-----|-----|----------|----------|-------|
| Divisions | | Jan | Feb | Mar | Apr | May | Jun | Jul | Aug | Sep | Oct | Nov | Dec | Thru Jul | % Change | Total |
| Total | 2024 | 196 | 178 | 225 | 156 | 211 | 127 | 186 | - | - | - | - | - | 1,279 | -1% | 1,279 |
| | 2023 | 218 | 164 | 221 | 170 | 152 | 167 | 201 | 187 | 166 | 176 | 189 | 98 | 1,293 | ▼ | 2,109 |
| Civil | 2024 | 24 | 17 | 21 | 22 | 26 | 24 | 35 | - | - | - | - | - | 169 | 19% | 169 |
| | 2023 | 14 | 17 | 29 | 16 | 18 | 27 | 21 | 20 | 30 | 29 | 27 | 17 | 142 | ▲ | 265 |
| Criminal | 2024 | 77 | 50 | 102 | 39 | 101 | 38 | 61 | - | - | - | - | - | 468 | 11% | 468 |
| | 2023 | 82 | 30 | 70 | 49 | 38 | 44 | 109 | 93 | 65 | 47 | 77 | 24 | 422 | ▲ | 728 |
| Concealed Handgun Permits | 2024 | 80 | 99 | 80 | 71 | 69 | 46 | 71 | - | - | - | - | - | 516 | -13% | 516 |
| | 2023 | 99 | 106 | 101 | 85 | 75 | 79 | 46 | 59 | 57 | 89 | 71 | 42 | 591 | ▼ | 909 |
| Miscellaneous/ Other | 2024 | 15 | 12 | 22 | 24 | 15 | 19 | 18 | - | - | - | - | - | 125 | -9% | 125 |
| | 2023 | 22 | 11 | 21 | 20 | 21 | 17 | 25 | 15 | 14 | 11 | 14 | 14 | 137 | ▼ | 205 |
| Others | 2024 | - | - | - | - | - | - | 1 | - | - | - | - | - | 1 | 0% | 1 |
| | 2023 | 1 | - | - | - | - | - | - | - | - | - | - | 1 | 1 | ↔ | 2 |

| Filings by Case Category | | | | | | | | | | | | | | | | |
|--|------|-----|-----|-----|-----|-----|-----|-----|-----|-----|-----|-----|-----|----------|----------|-------|
| Case Categories | | Jan | Feb | Mar | Apr | May | Jun | Jul | Aug | Sep | Oct | Nov | Dec | Thru Jul | % Change | Total |
| Administrative Law | 2024 | - | - | - | 2 | - | 1 | - | - | - | - | - | - | 3 | 200% | 3 |
| | 2023 | - | - | - | - | 1 | - | - | - | - | - | - | 1 | 1 | ▲ | 2 |
| Contested Divorce | 2024 | 4 | 4 | 3 | - | 3 | 2 | 3 | - | - | - | - | - | 19 | 6% | 19 |
| | 2023 | 3 | 2 | 2 | - | 5 | 2 | 4 | 3 | 2 | 1 | 3 | 2 | 18 | ▲ | 29 |
| Domestic and Family - Level 1 | 2024 | 3 | 4 | 3 | 4 | 6 | 3 | 7 | - | - | - | - | - | 30 | 25% | 30 |
| | 2023 | 3 | - | 11 | 1 | 1 | 6 | 2 | 4 | 7 | 9 | 4 | 4 | 24 | ▲ | 52 |
| Domestic and Family - Level 2 | 2024 | - | - | - | 2 | 1 | 1 | 1 | - | - | - | - | - | 5 | -44% | 5 |
| | 2023 | - | 2 | - | 2 | 2 | - | 3 | - | 1 | 1 | 2 | 1 | 9 | ▼ | 14 |
| Felonies and Related Matters | 2024 | 54 | 24 | 63 | 16 | 78 | 20 | 35 | - | - | - | - | - | 290 | 4% | 290 |
| | 2023 | 62 | 13 | 46 | 33 | 26 | 32 | 68 | 58 | 49 | 31 | 52 | 15 | 280 | ▲ | 485 |
| General Civil - Level 1 | 2024 | - | - | - | - | - | - | 1 | - | - | - | - | - | 1 | 0% | 1 |
| | 2023 | - | - | - | - | - | 1 | - | 1 | - | 1 | - | - | 1 | ↔ | 3 |
| General Civil - Level 2 | 2024 | 3 | 5 | 7 | 9 | 6 | 6 | 5 | - | - | - | - | - | 41 | 8% | 41 |
| | 2023 | 6 | 5 | 9 | 5 | 4 | 4 | 5 | 5 | 5 | 5 | 7 | 1 | 38 | ▲ | 61 |
| General Civil - Level 3 | 2024 | 3 | - | 5 | - | 10 | 4 | 6 | - | - | - | - | - | 28 | -3% | 28 |
| | 2023 | 2 | 6 | 2 | 3 | 5 | 8 | 3 | 3 | 3 | 3 | 3 | 4 | 29 | ▼ | 45 |
| Miscellaneous Civil | 2024 | 94 | 110 | 99 | 92 | 79 | 62 | 89 | - | - | - | - | - | 625 | -11% | 625 |
| | 2023 | 118 | 113 | 121 | 103 | 91 | 92 | 68 | 73 | 71 | 98 | 85 | 54 | 706 | ▼ | 1,087 |
| Misdemeanor | 2024 | 21 | 25 | 37 | 21 | 21 | 14 | 26 | - | - | - | - | - | 165 | 24% | 165 |
| | 2023 | 17 | 16 | 24 | 16 | 12 | 9 | 39 | 27 | 16 | 16 | 24 | 9 | 133 | ▲ | 225 |
| Other | 2024 | 1 | - | 3 | 1 | 1 | 1 | 2 | - | - | - | - | - | 9 | 350% | 9 |
| | 2023 | 1 | - | 1 | - | - | - | - | - | 1 | - | - | 1 | 2 | ▲ | 4 |
| Other Criminally Related Matters | 2024 | 2 | 1 | 2 | 2 | 2 | 4 | 1 | - | - | - | - | - | 14 | 56% | 14 |
| | 2023 | 3 | 1 | - | - | - | 3 | 2 | 8 | 1 | - | 1 | - | 9 | ▲ | 19 |
| Probates/Wills & Trusts - Level 1 | 2024 | - | - | - | - | - | - | 3 | - | - | - | - | - | 3 | 3 | 3 |
| | 2023 | - | - | - | - | - | - | - | - | - | 1 | - | - | 0 | ↔ | 1 |
| Probates/Wills & Trusts - Level 2 | 2024 | - | - | - | - | - | 1 | - | - | - | - | - | - | 1 | -90% | 1 |
| | 2023 | - | 2 | 2 | 2 | 1 | 1 | 2 | - | 3 | - | 2 | 1 | 10 | ▼ | 16 |
| Uncontested Divorce | 2024 | 11 | 5 | 3 | 7 | 4 | 8 | 7 | - | - | - | - | - | 45 | 36% | 45 |
| | 2023 | 3 | 4 | 3 | 5 | 4 | 9 | 5 | 5 | 7 | 10 | 5 | 6 | 33 | ▲ | 66 |

| Dashboard | | Monthly Filings Summary | | Jan --- Jul Filings | |
|--|--|---|--|--|--|
| <p>Court: Charlottesville Circuit Start/End Date: Jan-23 / Jul-24 2023 Average Month: 101 Jan-Jul 2023: 707 Filings Trending: ▲</p> | <p>Circuit/Court ID: 16 216540 Type of Case: Filings 2024 Average Month: 115 Jan-Jul 2024 : 806 Overall AVG. Month: 106</p> | <p style="text-align: center; font-weight: bold; font-size: 1.2em;">Jan 23 - Jul 24</p> | | <p style="text-align: center; font-weight: bold; font-size: 1.2em;">806 707</p> <p style="text-align: center;">2024 2023</p> | |

| Filings by Division | | | | | | | | | | | | | | | | |
|----------------------------------|------|-----|-----|-----|-----|-----|-----|-----|-----|-----|-----|-----|-----|----------|----------|-------|
| Divisions | | Jan | Feb | Mar | Apr | May | Jun | Jul | Aug | Sep | Oct | Nov | Dec | Thru Jul | % Change | Total |
| Total | 2024 | 104 | 81 | 98 | 94 | 146 | 114 | 169 | - | - | - | - | - | 806 | 14% | 806 |
| | 2023 | 94 | 108 | 110 | 89 | 117 | 109 | 80 | 117 | 81 | 109 | 92 | 106 | 707 | ▲ | 1,212 |
| Civil | 2024 | 24 | 18 | 27 | 23 | 24 | 22 | 20 | - | - | - | - | - | 158 | 1% | 158 |
| | 2023 | 17 | 26 | 25 | 23 | 28 | 18 | 20 | 16 | 15 | 25 | 13 | 14 | 157 | ▲ | 240 |
| Criminal | 2024 | 39 | 32 | 42 | 42 | 29 | 41 | 63 | - | - | - | - | - | 288 | 0% | 288 |
| | 2023 | 37 | 48 | 40 | 30 | 51 | 50 | 32 | 53 | 39 | 50 | 30 | 35 | 288 | ↔ | 495 |
| Concealed Handgun Permits | 2024 | 13 | 17 | 12 | 14 | 21 | 25 | 23 | - | - | - | - | - | 125 | 33% | 125 |
| | 2023 | 19 | 15 | 19 | 15 | 11 | 6 | 9 | 16 | 13 | 15 | 14 | 19 | 94 | ▲ | 171 |
| Miscellaneous/ Other | 2024 | 28 | 14 | 17 | 15 | 72 | 26 | 63 | - | - | - | - | - | 235 | 40% | 235 |
| | 2023 | 21 | 19 | 26 | 21 | 27 | 35 | 19 | 32 | 14 | 19 | 35 | 38 | 168 | ▲ | 306 |

| Filings by Case Category | | | | | | | | | | | | | | | | |
|--|------|-----|-----|-----|-----|-----|-----|-----|-----|-----|-----|-----|-----|----------|----------|-------|
| Case Categories | | Jan | Feb | Mar | Apr | May | Jun | Jul | Aug | Sep | Oct | Nov | Dec | Thru Jul | % Change | Total |
| Administrative Law | 2024 | - | 1 | - | - | - | - | - | - | - | - | - | - | 1 | -50% | 1 |
| | 2023 | - | 1 | 1 | - | - | - | - | - | - | 1 | - | - | - | 2 | ▼ |
| Contested Divorce | 2024 | 2 | 3 | 2 | 2 | 2 | 1 | 3 | - | - | - | - | - | 15 | -17% | 15 |
| | 2023 | 3 | 4 | 1 | 2 | 2 | 2 | 4 | 4 | 1 | 4 | 2 | 1 | 18 | ▼ | 30 |
| Domestic and Family - Level 1 | 2024 | 1 | - | 3 | 4 | 1 | 1 | 3 | - | - | - | - | - | 13 | 63% | 13 |
| | 2023 | 2 | - | 1 | 2 | 1 | - | 2 | - | - | 5 | - | 1 | 8 | ▲ | 14 |
| Domestic and Family - Level 2 | 2024 | 1 | 2 | 5 | 2 | 2 | 1 | 1 | - | - | - | - | - | 14 | 27% | 14 |
| | 2023 | - | - | 3 | 6 | - | 1 | 1 | 1 | 2 | 3 | - | - | 11 | ▲ | 17 |
| Felonies and Related Matters | 2024 | 27 | 22 | 25 | 29 | 22 | 31 | 41 | - | - | - | - | - | 197 | -12% | 197 |
| | 2023 | 29 | 36 | 30 | 21 | 40 | 44 | 25 | 35 | 34 | 38 | 21 | 29 | 225 | ▼ | 382 |
| General Civil - Level 1 | 2024 | 4 | 2 | - | - | 2 | 2 | - | - | - | - | - | - | 10 | 25% | 10 |
| | 2023 | 1 | 2 | - | 1 | 2 | 1 | 1 | 2 | - | - | - | - | 2 | 8 | ▲ |
| General Civil - Level 2 | 2024 | 9 | 6 | 5 | 9 | 8 | 4 | 5 | - | - | - | - | - | 46 | 2% | 46 |
| | 2023 | 7 | 8 | 7 | 3 | 7 | 8 | 5 | 8 | 5 | 3 | 5 | 2 | 45 | ▲ | 68 |
| General Civil - Level 3 | 2024 | 3 | 1 | 2 | 3 | 2 | 2 | 5 | - | - | - | - | - | 18 | -28% | 18 |
| | 2023 | 2 | 7 | 6 | 1 | 3 | 4 | 2 | 1 | 1 | 3 | 3 | 5 | 25 | ▼ | 38 |
| Miscellaneous Civil | 2024 | 38 | 29 | 29 | 27 | 90 | 48 | 85 | - | - | - | - | - | 346 | 38% | 346 |
| | 2023 | 38 | 31 | 44 | 36 | 38 | 35 | 28 | 45 | 27 | 34 | 48 | 50 | 250 | ▲ | 454 |
| Misdemeanor | 2024 | 8 | 6 | 16 | 13 | 5 | 6 | 18 | - | - | - | - | - | 72 | 53% | 72 |
| | 2023 | 7 | 12 | 6 | 5 | 7 | 5 | 5 | 7 | 4 | 8 | 7 | 6 | 47 | ▲ | 79 |
| Other | 2024 | - | - | 2 | - | 3 | - | - | - | - | - | - | - | 5 | 400% | 5 |
| | 2023 | - | - | - | - | - | 1 | - | 1 | - | - | 1 | - | 1 | ▲ | 3 |
| Other Criminally Related Matters | 2024 | 4 | 4 | 1 | - | 2 | 4 | 4 | - | - | - | - | - | 19 | 6% | 19 |
| | 2023 | 1 | 2 | 4 | 4 | 4 | 1 | 2 | 11 | 1 | 4 | 2 | 2 | 18 | ▲ | 38 |
| Probates/Wills & Trusts - Level 1 | 2024 | - | - | - | - | - | - | - | - | - | - | - | - | 0 | -100% | 0 |
| | 2023 | - | - | - | - | 1 | - | - | - | - | - | - | - | 1 | ▼ | 1 |
| Probates/Wills & Trusts - Level 2 | 2024 | 2 | 1 | 2 | 2 | - | 6 | 1 | - | - | - | - | - | 14 | 250% | 14 |
| | 2023 | - | - | 1 | 1 | - | 1 | 1 | 2 | - | 2 | - | 3 | 4 | ▲ | 11 |
| Protective Orders | 2024 | - | - | - | - | - | - | - | - | - | - | - | - | 0 | -100% | 0 |
| | 2023 | - | - | - | - | 2 | - | - | - | - | - | - | - | 2 | ▼ | 2 |
| Uncontested Divorce | 2024 | 5 | 4 | 6 | 3 | 7 | 8 | 3 | - | - | - | - | - | 36 | -14% | 36 |
| | 2023 | 4 | 5 | 6 | 7 | 10 | 6 | 4 | - | 6 | 4 | 3 | 5 | 42 | ▼ | 60 |

| Dashboard | | Monthly Filings Summary | | Jan --- Jul Filings | |
|---|---|---|--|---|--|
| Court: Arlington Circuit Start/End Date: Jan-23 / Jul-24 2023 Average Month: 808 Jan-Jul 2023: 5,861 Filings Trending: ↔ | Circuit/Court ID: 17 217013 Type of Case: Filings 2024 Average Month: 846 Jan-Jul 2024 : 5,924 Overall AVG. Month: 822 | <p style="text-align: center; font-weight: bold; font-size: 1.2em;">Jan 23 - Jul 24</p> | | <div style="display: flex; justify-content: space-around; align-items: center;"> <div style="text-align: center;"> <p style="font-weight: bold; font-size: 1.5em; color: #0056b3;">5,924</p> <div style="width: 40px; height: 40px; background-color: #0056b3; margin: 0 auto;"></div> <p style="font-weight: bold; font-size: 0.8em;">2024</p> </div> <div style="text-align: center;"> <p style="font-weight: bold; font-size: 1.5em; color: #0056b3;">5,861</p> <div style="width: 40px; height: 40px; background-color: #0056b3; margin: 0 auto;"></div> <p style="font-weight: bold; font-size: 0.8em;">2023</p> </div> </div> | |

| Filings by Division | | | | | | | | | | | | | | | | |
|----------------------------------|------|-----|-----|-----|-----|-------|-----|-----|-----|-----|-----|-----|-----|----------|----------|-------|
| Divisions | | Jan | Feb | Mar | Apr | May | Jun | Jul | Aug | Sep | Oct | Nov | Dec | Thru Jul | % Change | Total |
| Total | 2024 | 918 | 888 | 833 | 814 | 915 | 774 | 782 | - | - | - | - | - | 5,924 | 1% | 5,924 |
| | 2023 | 792 | 824 | 920 | 768 | 1,045 | 769 | 743 | 785 | 791 | 837 | 726 | 701 | 5,861 | ▲ | 9,701 |
| Civil | 2024 | 153 | 144 | 181 | 170 | 181 | 162 | 162 | - | - | - | - | - | 1,153 | -25% | 1,153 |
| | 2023 | 153 | 197 | 214 | 180 | 403 | 194 | 194 | 218 | 195 | 196 | 154 | 132 | 1,535 | ▼ | 2,430 |
| Criminal | 2024 | 185 | 202 | 229 | 212 | 279 | 184 | 182 | - | - | - | - | - | 1,473 | -1% | 1,473 |
| | 2023 | 241 | 231 | 224 | 171 | 242 | 181 | 201 | 165 | 203 | 231 | 223 | 216 | 1,491 | ▼ | 2,529 |
| Concealed Handgun Permits | 2024 | 79 | 98 | 92 | 73 | 82 | 66 | 84 | - | - | - | - | - | 574 | -10% | 574 |
| | 2023 | 99 | 95 | 116 | 83 | 95 | 73 | 78 | 93 | 59 | 86 | 79 | 88 | 639 | ▼ | 1,044 |
| Miscellaneous/ Other | 2024 | 499 | 440 | 330 | 358 | 372 | 360 | 350 | - | - | - | - | - | 2,709 | 24% | 2,709 |
| | 2023 | 296 | 300 | 365 | 333 | 302 | 319 | 269 | 307 | 333 | 322 | 269 | 263 | 2,184 | ▲ | 3,678 |
| Others | 2024 | 2 | 4 | 1 | 1 | 1 | 2 | 4 | - | - | - | - | - | 15 | 25% | 15 |
| | 2023 | 3 | 1 | 1 | 1 | 3 | 2 | 1 | 2 | 1 | 2 | 1 | 2 | 12 | ▲ | 20 |

| Filings by Case Category | | | | | | | | | | | | | | | | |
|--|------|-----|-----|-----|-----|-----|-----|-----|-----|-----|-----|-----|-----|----------|----------|-------|
| Case Categories | | Jan | Feb | Mar | Apr | May | Jun | Jul | Aug | Sep | Oct | Nov | Dec | Thru Jul | % Change | Total |
| Administrative Law | 2024 | 2 | 2 | 3 | 1 | - | 2 | - | - | - | - | - | - | 10 | -29% | 10 |
| | 2023 | 2 | 2 | 1 | 2 | 1 | 2 | 4 | - | 1 | 4 | - | 2 | 14 | ▼ | 21 |
| Capital Murder | 2024 | 1 | - | - | - | - | - | - | - | - | - | - | - | 1 | 1 | 1 |
| | 2023 | - | - | - | - | - | - | - | - | - | - | - | - | 0 | ↔ | 0 |
| Contested Divorce | 2024 | 18 | 19 | 31 | 20 | 12 | 20 | 12 | - | - | - | - | - | 132 | 3% | 132 |
| | 2023 | 19 | 21 | 16 | 14 | 22 | 15 | 21 | 19 | 24 | 16 | 9 | 10 | 128 | ▲ | 206 |
| Domestic and Family - Level 1 | 2024 | 7 | 10 | 4 | 4 | 10 | 14 | 12 | - | - | - | - | - | 61 | -20% | 61 |
| | 2023 | 16 | 7 | 5 | 20 | 8 | 7 | 13 | 17 | 3 | 11 | 4 | 6 | 76 | ▼ | 117 |
| Domestic and Family - Level 2 | 2024 | 3 | 10 | 8 | 6 | 7 | 3 | 8 | - | - | - | - | - | 45 | 50% | 45 |
| | 2023 | 8 | 1 | 3 | 3 | 6 | 4 | 5 | 11 | 6 | 3 | 5 | 5 | 30 | ▲ | 60 |
| Felonies and Related Matters | 2024 | 106 | 110 | 117 | 82 | 162 | 92 | 75 | - | - | - | - | - | 744 | -13% | 744 |
| | 2023 | 127 | 149 | 127 | 77 | 125 | 102 | 148 | 93 | 130 | 120 | 120 | 109 | 855 | ▼ | 1,427 |
| General Civil - Level 1 | 2024 | 2 | 1 | 3 | 1 | - | 1 | 1 | - | - | - | - | - | 9 | -70% | 9 |
| | 2023 | 11 | 3 | 4 | 2 | 5 | 2 | 3 | 5 | 2 | 4 | 4 | - | 30 | ▼ | 45 |
| General Civil - Level 2 | 2024 | 72 | 55 | 79 | 76 | 103 | 77 | 86 | - | - | - | - | - | 548 | -39% | 548 |
| | 2023 | 52 | 119 | 129 | 88 | 301 | 108 | 97 | 109 | 107 | 106 | 94 | 61 | 894 | ▼ | 1,371 |
| General Civil - Level 3 | 2024 | 13 | 11 | 8 | 9 | 11 | 16 | 33 | - | - | - | - | - | 101 | 77% | 101 |
| | 2023 | 5 | 7 | 6 | 16 | 5 | 11 | 7 | 14 | 8 | 15 | 8 | 16 | 57 | ▲ | 118 |
| Miscellaneous Civil | 2024 | 191 | 202 | 229 | 245 | 225 | 210 | 251 | - | - | - | - | - | 1,553 | -5% | 1,553 |
| | 2023 | 241 | 232 | 274 | 223 | 218 | 249 | 198 | 244 | 252 | 254 | 210 | 175 | 1,635 | ▼ | 2,770 |
| Misdemeanor | 2024 | 38 | 30 | 26 | 34 | 45 | 21 | 33 | - | - | - | - | - | 227 | 25% | 227 |
| | 2023 | 28 | 28 | 36 | 18 | 25 | 19 | 27 | 27 | 25 | 37 | 24 | 27 | 181 | ▲ | 321 |
| Other | 2024 | 384 | 339 | 197 | 192 | 227 | 215 | 166 | - | - | - | - | - | 1,720 | 43% | 1,720 |
| | 2023 | 156 | 161 | 209 | 197 | 187 | 147 | 150 | 161 | 138 | 155 | 138 | 178 | 1,207 | ▲ | 1,977 |
| Other Criminally Related Matters | 2024 | 40 | 65 | 88 | 98 | 77 | 71 | 74 | - | - | - | - | - | 513 | 9% | 513 |
| | 2023 | 86 | 58 | 67 | 78 | 93 | 61 | 27 | 47 | 49 | 77 | 79 | 81 | 470 | ▲ | 803 |
| Probates/Wills & Trusts - Level 1 | 2024 | 2 | 4 | 1 | 3 | 2 | 4 | 1 | - | - | - | - | - | 17 | 21% | 17 |
| | 2023 | 1 | 3 | 1 | 1 | - | 2 | 6 | 5 | 3 | - | - | - | 14 | ▲ | 22 |
| Probates/Wills & Trusts - Level 2 | 2024 | 8 | 7 | 12 | 18 | 11 | 11 | 5 | - | - | - | - | - | 72 | -10% | 72 |
| | 2023 | 11 | 12 | 15 | 7 | 11 | 13 | 11 | 9 | 14 | 9 | 8 | 6 | 80 | ▼ | 126 |
| Uncontested Divorce | 2024 | 31 | 23 | 27 | 25 | 23 | 17 | 25 | - | - | - | - | - | 171 | -10% | 171 |
| | 2023 | 29 | 21 | 27 | 22 | 38 | 27 | 26 | 24 | 29 | 26 | 23 | 25 | 190 | ▼ | 317 |

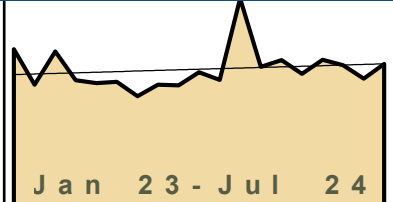
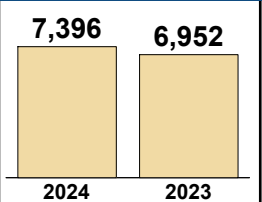
This report reflects data in the case management system. Numbers will update accordingly as reports are refreshed and posted.

| Dashboard | | Monthly Filings Summary | | Jan --- Jul Filings | | | | | |
|---|--|---|--|---|--|--------------|--------------|------|------|
| <p>Court: Fauquier Circuit Start/End Date: Jan-23 / Jul-24 2023 Average Month: 316 Jan-Jul 2023: 2,196 Filings Trending: ▼</p> | <p>Circuit/Court ID: 20 220061 Type of Case: Filings 2024 Average Month: 302 Jan-Jul 2024 : 2,116 Overall AVG. Month: 311</p> | <p style="text-align: center; font-weight: bold; font-size: 1.2em;">Jan 23 - Jul 24</p> | | <table border="1" style="margin: auto;"> <tr> <td style="text-align: center; width: 50px;">2,116</td> <td style="text-align: center; width: 50px;">2,196</td> </tr> <tr> <td style="text-align: center; width: 50px;">2024</td> <td style="text-align: center; width: 50px;">2023</td> </tr> </table> | | 2,116 | 2,196 | 2024 | 2023 |
| 2,116 | 2,196 | | | | | | | | |
| 2024 | 2023 | | | | | | | | |

| Filings by Division | | | | | | | | | | | | | | | | |
|----------------------------------|------|-----|-----|-----|-----|-----|-----|-----|-----|-----|-----|-----|-----|----------|----------|-------|
| Divisions | | Jan | Feb | Mar | Apr | May | Jun | Jul | Aug | Sep | Oct | Nov | Dec | Thru Jul | % Change | Total |
| Total | 2024 | 363 | 290 | 311 | 300 | 255 | 310 | 287 | - | - | - | - | - | 2,116 | -4% | 2,116 |
| | 2023 | 315 | 322 | 493 | 250 | 305 | 285 | 226 | 288 | 285 | 263 | 317 | 437 | 2,196 | ▼ | 3,786 |
| Civil | 2024 | 69 | 51 | 45 | 55 | 46 | 65 | 42 | - | - | - | - | - | 373 | 27% | 373 |
| | 2023 | 35 | 50 | 37 | 39 | 50 | 40 | 42 | 37 | 35 | 32 | 40 | 34 | 293 | ▲ | 471 |
| Criminal | 2024 | 95 | 52 | 116 | 76 | 61 | 110 | 81 | - | - | - | - | - | 591 | 2% | 591 |
| | 2023 | 43 | 59 | 224 | 54 | 74 | 74 | 53 | 75 | 98 | 69 | 97 | 46 | 581 | ▲ | 966 |
| Concealed Handgun Permits | 2024 | 134 | 139 | 120 | 124 | 99 | 97 | 109 | - | - | - | - | - | 822 | -15% | 822 |
| | 2023 | 173 | 167 | 170 | 120 | 129 | 111 | 95 | 107 | 101 | 118 | 133 | 115 | 965 | ▼ | 1,539 |
| Miscellaneous/ Other | 2024 | 65 | 48 | 30 | 45 | 49 | 38 | 55 | - | - | - | - | - | 330 | -7% | 330 |
| | 2023 | 63 | 46 | 62 | 37 | 51 | 60 | 35 | 69 | 51 | 44 | 46 | 242 | 354 | ▼ | 806 |
| Others | 2024 | - | - | - | - | - | - | - | - | - | - | - | - | 0 | -100% | 0 |
| | 2023 | 1 | - | - | - | 1 | - | 1 | - | - | - | 1 | - | 3 | ▼ | 4 |

| Filings by Case Category | | | | | | | | | | | | | | | | |
|--|------|-----|-----|-----|-----|-----|-----|-----|-----|-----|-----|-----|-----|----------|----------|-------|
| Case Categories | | Jan | Feb | Mar | Apr | May | Jun | Jul | Aug | Sep | Oct | Nov | Dec | Thru Jul | % Change | Total |
| Administrative Law | 2024 | - | - | - | - | - | 3 | - | - | - | - | - | - | 3 | 3 | 3 |
| | 2023 | - | - | - | - | - | - | - | - | 1 | - | - | - | 0 | ↔ | 1 |
| Contested Divorce | 2024 | 4 | 4 | 2 | 2 | 3 | 4 | 4 | - | - | - | - | - | 23 | 5% | 23 |
| | 2023 | 1 | 4 | 3 | 2 | 5 | 2 | 5 | 7 | 2 | 2 | 5 | 5 | 22 | ▲ | 43 |
| Domestic and Family - Level 1 | 2024 | 25 | 12 | 4 | 15 | 1 | 20 | 3 | - | - | - | - | - | 80 | 90% | 80 |
| | 2023 | 6 | 8 | 2 | 8 | 7 | 10 | 1 | - | 1 | 3 | 2 | 8 | 42 | ▲ | 56 |
| Domestic and Family - Level 2 | 2024 | 4 | - | - | 2 | 6 | 2 | 3 | - | - | - | - | - | 17 | 0% | 17 |
| | 2023 | 1 | 2 | 3 | 3 | 1 | 4 | 3 | 4 | 4 | - | 1 | 3 | 17 | ↔ | 29 |
| Felonies and Related Matters | 2024 | 46 | 36 | 73 | 61 | 29 | 73 | 52 | - | - | - | - | - | 370 | 12% | 370 |
| | 2023 | 28 | 33 | 117 | 25 | 51 | 54 | 23 | 46 | 55 | 41 | 77 | 33 | 331 | ▲ | 583 |
| General Civil - Level 1 | 2024 | - | 1 | - | - | - | - | - | - | - | - | - | - | 1 | -50% | 1 |
| | 2023 | - | 1 | 1 | - | - | - | - | 2 | - | - | - | - | 2 | ▼ | 4 |
| General Civil - Level 2 | 2024 | 15 | 13 | 18 | 19 | 16 | 16 | 11 | - | - | - | - | - | 108 | 24% | 108 |
| | 2023 | 10 | 16 | 14 | 12 | 15 | 4 | 16 | 7 | 12 | 15 | 10 | 10 | 87 | ▲ | 141 |
| General Civil - Level 3 | 2024 | 5 | 2 | 9 | 4 | 4 | 11 | 6 | - | - | - | - | - | 41 | 24% | 41 |
| | 2023 | 1 | 8 | 5 | 2 | 5 | 9 | 3 | 10 | 5 | 3 | 8 | 2 | 33 | ▲ | 61 |
| Miscellaneous Civil | 2024 | 162 | 163 | 137 | 148 | 122 | 115 | 129 | - | - | - | - | - | 976 | -15% | 976 |
| | 2023 | 199 | 190 | 204 | 141 | 162 | 142 | 114 | 144 | 121 | 142 | 156 | 143 | 1,152 | ▼ | 1,858 |
| Misdemeanor | 2024 | 46 | 13 | 35 | 10 | 21 | 18 | 21 | - | - | - | - | - | 164 | -9% | 164 |
| | 2023 | 10 | 14 | 96 | 16 | 10 | 14 | 20 | 23 | 28 | 21 | 15 | 5 | 180 | ▼ | 272 |
| Other | 2024 | 38 | 22 | 9 | 19 | 25 | 13 | 33 | - | - | - | - | - | 159 | 5% | 159 |
| | 2023 | 38 | 23 | 23 | 14 | 18 | 24 | 12 | 27 | 32 | 19 | 21 | 212 | 152 | ▲ | 463 |
| Other Criminally Related Matters | 2024 | 3 | 3 | 8 | 5 | 11 | 20 | 8 | - | - | - | - | - | 58 | -17% | 58 |
| | 2023 | 5 | 12 | 11 | 13 | 13 | 6 | 10 | 7 | 15 | 8 | 6 | 8 | 70 | ▼ | 114 |
| Probates/Wills & Trusts - Level 1 | 2024 | 1 | 1 | - | - | 1 | - | 1 | - | - | - | - | - | 4 | 33% | 4 |
| | 2023 | 1 | - | - | - | 1 | 1 | - | - | 1 | - | - | - | 3 | ▲ | 4 |
| Probates/Wills & Trusts - Level 2 | 2024 | 2 | 1 | 2 | 3 | 4 | 1 | 2 | - | - | - | - | - | 15 | -32% | 15 |
| | 2023 | 6 | - | 3 | 1 | 4 | 5 | 3 | 1 | 3 | 1 | 6 | 1 | 22 | ▼ | 34 |
| Protective Orders | 2024 | - | 1 | - | - | 2 | 2 | 1 | - | - | - | - | - | 6 | -33% | 6 |
| | 2023 | 1 | 2 | - | 1 | 3 | - | 2 | 1 | 1 | 1 | 1 | 1 | 9 | ▼ | 14 |
| Uncontested Divorce | 2024 | 12 | 18 | 14 | 12 | 10 | 12 | 13 | - | - | - | - | - | 91 | 23% | 91 |
| | 2023 | 8 | 9 | 11 | 12 | 10 | 10 | 14 | 9 | 4 | 7 | 9 | 6 | 74 | ▲ | 109 |

This report reflects data in the case management system. Numbers will update accordingly as reports are refreshed and posted.

| Dashboard | | Monthly Filings Summary | | Jan --- Jul Filings | |
|--|------------------------------------|--|--|---|--|
| Court: Loudoun Circuit | Circuit/Court ID: 20 220107 |  | |  | |
| Start/End Date: Jan-23 / Jul-24 | Type of Case: Filings | | | | |
| 2023 Average Month: 1,029 | 2024 Average Month: 1,057 | | | | |
| Jan-Jul 2023: 6,952 | Jan-Jul 2024 : 7,396 | | | | |
| Filings Trending: ▲ | Overall AVG. Month: 1,039 | | | | |

| Filings by Division | | | | | | | | | | | | | | | | |
|----------------------------------|------|-------|-------|-------|-------|-------|-----|-------|-----|-----|-------|-----|-------|----------|----------|--------|
| Divisions | | Jan | Feb | Mar | Apr | May | Jun | Jul | Aug | Sep | Oct | Nov | Dec | Thru Jul | % Change | Total |
| Total | 2024 | 1,056 | 1,109 | 1,003 | 1,111 | 1,069 | 968 | 1,080 | - | - | - | - | - | 7,396 | 6% | 7,396 |
| | 2023 | 1,192 | 922 | 1,175 | 955 | 934 | 942 | 832 | 922 | 917 | 1,016 | 957 | 1,578 | 6,952 | ▲ | 12,342 |
| Civil | 2024 | 161 | 224 | 186 | 187 | 193 | 167 | 182 | - | - | - | - | - | 1,300 | 14% | 1,300 |
| | 2023 | 136 | 151 | 182 | 149 | 191 | 184 | 151 | 155 | 154 | 164 | 145 | 153 | 1,144 | ▲ | 1,915 |
| Criminal | 2024 | 149 | 176 | 112 | 183 | 176 | 139 | 196 | - | - | - | - | - | 1,131 | 36% | 1,131 |
| | 2023 | 117 | 111 | 122 | 172 | 91 | 127 | 94 | 150 | 134 | 214 | 171 | 164 | 834 | ▲ | 1,667 |
| Concealed Handgun Permits | 2024 | 284 | 315 | 304 | 292 | 256 | 268 | 286 | - | - | - | - | - | 2,005 | -10% | 2,005 |
| | 2023 | 403 | 347 | 393 | 295 | 276 | 267 | 253 | 228 | 244 | 289 | 288 | 269 | 2,234 | ▼ | 3,552 |
| Miscellaneous/ Other | 2024 | 461 | 389 | 396 | 446 | 442 | 392 | 413 | - | - | - | - | - | 2,939 | 8% | 2,939 |
| | 2023 | 534 | 307 | 474 | 337 | 370 | 364 | 323 | 386 | 385 | 347 | 353 | 986 | 2,709 | ▲ | 5,166 |
| Others | 2024 | 1 | 5 | 5 | 3 | 2 | 2 | 3 | - | - | - | - | - | 21 | -32% | 21 |
| | 2023 | 2 | 6 | 4 | 2 | 6 | - | 11 | 3 | - | 2 | - | 6 | 31 | ▼ | 42 |

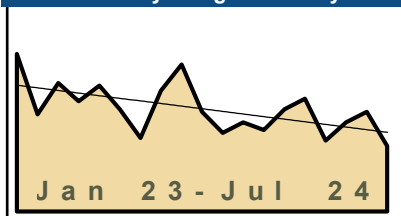
| Filings by Case Category | | | | | | | | | | | | | | | | |
|--|------|-----|-----|-----|-----|-----|-----|-----|-----|-----|-----|-----|-----|----------|----------|-------|
| Case Categories | | Jan | Feb | Mar | Apr | May | Jun | Jul | Aug | Sep | Oct | Nov | Dec | Thru Jul | % Change | Total |
| Administrative Law | 2024 | 1 | 1 | 2 | 2 | 1 | 2 | 2 | - | - | - | - | - | 11 | 0% | 11 |
| | 2023 | 1 | 3 | 2 | 2 | 3 | - | - | - | 2 | 3 | - | - | 11 | ↔ | 16 |
| Contested Divorce | 2024 | 23 | 29 | 28 | 19 | 35 | 18 | 23 | - | - | - | - | - | 175 | 0% | 175 |
| | 2023 | 29 | 20 | 34 | 26 | 19 | 30 | 17 | 14 | 25 | 25 | 18 | 20 | 175 | ↔ | 277 |
| Domestic and Family - Level 1 | 2024 | 18 | 54 | 11 | 17 | 23 | 12 | 15 | - | - | - | - | - | 150 | 40% | 150 |
| | 2023 | 5 | 12 | 21 | 19 | 22 | 21 | 7 | 11 | 10 | 7 | 16 | 14 | 107 | ▲ | 165 |
| Domestic and Family - Level 2 | 2024 | 8 | 14 | 8 | 16 | 6 | 2 | 19 | - | - | - | - | - | 73 | -4% | 73 |
| | 2023 | 19 | 12 | 14 | 4 | 16 | 5 | 6 | 7 | 6 | 4 | 8 | 9 | 76 | ▼ | 110 |
| Felonies and Related Matters | 2024 | 62 | 85 | 55 | 111 | 99 | 90 | 116 | - | - | - | - | - | 618 | 72% | 618 |
| | 2023 | 50 | 48 | 42 | 78 | 54 | 41 | 46 | 81 | 85 | 110 | 119 | 73 | 359 | ▲ | 827 |
| General Civil - Level 1 | 2024 | 2 | 4 | 2 | 5 | 2 | 6 | 1 | - | - | - | - | - | 22 | 16% | 22 |
| | 2023 | 2 | 3 | 2 | 3 | 2 | 4 | 3 | 2 | 2 | 3 | 3 | 4 | 19 | ▲ | 33 |
| General Civil - Level 2 | 2024 | 57 | 52 | 68 | 58 | 63 | 57 | 53 | - | - | - | - | - | 408 | 38% | 408 |
| | 2023 | 30 | 40 | 35 | 36 | 54 | 56 | 44 | 54 | 53 | 46 | 37 | 43 | 295 | ▲ | 528 |
| General Civil - Level 3 | 2024 | 16 | 21 | 13 | 13 | 21 | 17 | 17 | - | - | - | - | - | 118 | -6% | 118 |
| | 2023 | 14 | 9 | 17 | 23 | 23 | 24 | 16 | 18 | 14 | 8 | 14 | 14 | 126 | ▼ | 194 |
| Miscellaneous Civil | 2024 | 443 | 462 | 510 | 496 | 466 | 436 | 469 | - | - | - | - | - | 3,282 | -5% | 3,282 |
| | 2023 | 639 | 504 | 591 | 439 | 425 | 425 | 414 | 454 | 424 | 454 | 437 | 408 | 3,437 | ▼ | 5,614 |
| Misdemeanor | 2024 | 50 | 25 | 18 | 45 | 28 | 25 | 17 | - | - | - | - | - | 208 | 39% | 208 |
| | 2023 | 21 | 27 | 22 | 12 | 16 | 22 | 30 | 20 | 27 | 36 | 12 | 33 | 150 | ▲ | 278 |
| Other | 2024 | 282 | 219 | 179 | 212 | 200 | 214 | 199 | - | - | - | - | - | 1,505 | 10% | 1,505 |
| | 2023 | 275 | 142 | 253 | 161 | 197 | 180 | 160 | 139 | 177 | 166 | 182 | 824 | 1,368 | ▲ | 2,856 |
| Other Criminally Related Matters | 2024 | 37 | 66 | 39 | 27 | 50 | 24 | 66 | - | - | - | - | - | 309 | -6% | 309 |
| | 2023 | 46 | 36 | 60 | 82 | 22 | 66 | 18 | 51 | 22 | 68 | 43 | 59 | 330 | ▼ | 573 |
| Probates/Wills & Trusts - Level 1 | 2024 | - | 1 | 2 | - | - | - | - | - | - | - | - | - | 3 | -25% | 3 |
| | 2023 | - | - | 2 | - | - | - | 2 | 2 | - | - | - | - | 4 | ▼ | 6 |
| Probates/Wills & Trusts - Level 2 | 2024 | 5 | 10 | 10 | 12 | 12 | 10 | 18 | - | - | - | - | - | 77 | -1% | 77 |
| | 2023 | 9 | 9 | 7 | 8 | 18 | 15 | 12 | 11 | 4 | 19 | 14 | 4 | 78 | ▼ | 130 |
| Uncontested Divorce | 2024 | 52 | 66 | 58 | 78 | 63 | 55 | 65 | - | - | - | - | - | 437 | 5% | 437 |
| | 2023 | 52 | 57 | 73 | 62 | 63 | 53 | 57 | 58 | 66 | 67 | 54 | 73 | 417 | ▲ | 735 |

Dashboard

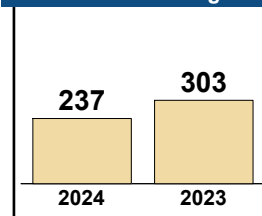
Court: Rappahannock Circuit
 Start/End Date: Jan-23 / Jul-24
 2023 Average Month: 42
 Jan-Jul 2023: 303
 Filings Trending: ▼

Circuit/Court ID: 20 220157
 Type of Case: Filings
 2024 Average Month:34
 Jan-Jul 2024 : 237
 Overall AVG. Month: 39

Monthly Filings Summary



Jan --- Jul Filings



Filings by Division

| Divisions | Jan | Feb | Mar | Apr | May | Jun | Jul | Aug | Sep | Oct | Nov | Dec | Thru Jul | % Change | Total |
|----------------------------------|-----|-----|-----|-----|-----|-----|-----|-----|-----|-----|-----|-----|----------|----------|-------|
| Total | 31 | 39 | 43 | 27 | 34 | 38 | 25 | - | - | - | - | - | 237 | -22% | 237 |
| | 60 | 37 | 49 | 42 | 48 | 39 | 28 | 46 | 56 | 38 | 30 | 34 | 303 | ▼ | 507 |
| Civil | 5 | 3 | 2 | 6 | 3 | - | - | - | - | - | - | - | 19 | -55% | 19 |
| | 13 | 7 | 3 | 4 | 6 | 3 | 6 | 5 | 2 | 2 | - | 2 | 42 | ▼ | 53 |
| Criminal | 11 | 13 | 22 | 7 | 18 | 20 | 4 | - | - | - | - | - | 95 | 9% | 95 |
| | 12 | 1 | 20 | 22 | 16 | 12 | 4 | 19 | 34 | 23 | 6 | 10 | 87 | ▲ | 179 |
| Concealed Handgun Permits | 8 | 15 | 17 | 12 | 9 | 14 | 11 | - | - | - | - | - | 86 | -20% | 86 |
| | 27 | 19 | 20 | 12 | 12 | 10 | 8 | 13 | 14 | 8 | 17 | 7 | 108 | ▼ | 167 |
| Miscellaneous/Other | 7 | 8 | 2 | 2 | 4 | 4 | 9 | - | - | - | - | - | 36 | -45% | 36 |
| | 8 | 10 | 6 | 4 | 14 | 14 | 10 | 8 | 6 | 5 | 7 | 15 | 66 | ▼ | 107 |
| Others | - | - | - | - | - | - | 1 | - | - | - | - | - | 1 | 1 | 1 |
| | - | - | - | - | - | - | - | 1 | - | - | - | - | 0 | ↔ | 1 |

Filings by Case Category

| Case Categories | Jan | Feb | Mar | Apr | May | Jun | Jul | Aug | Sep | Oct | Nov | Dec | Thru Jul | % Change | Total |
|--|-----|-----|-----|-----|-----|-----|-----|-----|-----|-----|-----|-----|----------|----------|-------|
| Capital Murder | - | - | - | - | - | - | - | - | - | - | - | - | 0 | -100% | 0 |
| | - | - | - | 1 | - | - | - | - | - | - | - | - | 1 | ▼ | 1 |
| Contested Divorce | - | - | - | - | - | - | - | - | - | - | - | - | 0 | -100% | 0 |
| | 1 | 1 | - | - | 1 | - | 1 | 1 | - | - | - | - | 4 | ▼ | 5 |
| Domestic and Family - Level 1 | 1 | - | - | 2 | - | - | - | - | - | - | - | - | 3 | -73% | 3 |
| | 4 | 1 | - | 3 | - | 2 | 1 | - | 1 | - | - | - | 11 | ▼ | 12 |
| Domestic and Family - Level 2 | - | - | - | - | - | - | - | - | - | - | - | - | 0 | 0 | 0 |
| | - | - | - | - | - | - | - | - | - | 1 | - | - | 0 | ↔ | 1 |
| Felonies and Related Matters | 10 | 8 | 14 | 2 | 10 | 15 | 2 | - | - | - | - | - | 61 | 13% | 61 |
| | 8 | 1 | 15 | 14 | 6 | 10 | - | 16 | 24 | 15 | 4 | 4 | 54 | ▲ | 117 |
| General Civil - Level 2 | 1 | 3 | - | 3 | - | - | - | - | - | - | - | - | 7 | -53% | 7 |
| | - | 5 | 2 | 1 | 3 | 2 | 2 | 2 | - | 1 | - | 2 | 15 | ▼ | 20 |
| General Civil - Level 3 | 2 | - | 2 | 1 | 2 | - | 2 | - | - | - | - | - | 9 | -31% | 9 |
| | 8 | 1 | 1 | - | 2 | - | 1 | 1 | - | - | 1 | - | 13 | ▼ | 15 |
| Miscellaneous Civil | 14 | 19 | 18 | 14 | 13 | 18 | 18 | - | - | - | - | - | 114 | -11% | 114 |
| | 29 | 23 | 21 | 15 | 15 | 15 | 10 | 16 | 16 | 8 | 22 | 10 | 128 | ▼ | 200 |
| Misdemeanor | 1 | 2 | 8 | 2 | 6 | 5 | 1 | - | - | - | - | - | 25 | -11% | 25 |
| | 3 | - | 5 | 7 | 10 | 2 | 1 | 1 | 8 | 6 | 1 | 4 | 28 | ▼ | 48 |
| Other | - | 3 | - | - | - | - | 1 | - | - | - | - | - | 4 | -90% | 4 |
| | 6 | 5 | 4 | 1 | 10 | 7 | 7 | 6 | 3 | 5 | 1 | 12 | 40 | ▼ | 67 |
| Other Criminally Related Matters | - | 3 | - | 3 | 2 | - | 1 | - | - | - | - | - | 9 | 125% | 9 |
| | 1 | - | - | - | - | - | 3 | 2 | 2 | 2 | 1 | 2 | 4 | ▲ | 13 |
| Probates/Wills & Trusts - Level 2 | - | - | - | - | - | - | - | - | - | - | - | - | 0 | -100% | 0 |
| | - | - | - | - | 1 | 1 | 2 | - | - | - | - | - | 4 | ▼ | 4 |
| Uncontested Divorce | 2 | 1 | 1 | - | 1 | - | - | - | - | - | - | - | 5 | 400% | 5 |
| | - | - | 1 | - | - | - | - | 1 | 2 | - | - | - | 1 | ▲ | 4 |

| Dashboard | | Monthly Filings Summary | | Jan --- Jul Filings | |
|--|------------------------------------|-------------------------|--|---------------------|--|
| Court: Henry Circuit | Circuit/Court ID: 21 221089 | | | | |
| Start/End Date: Jan-23 / Jul-24 | Type of Case: Filings | | | | |
| 2023 Average Month: 420 | 2024 Average Month: 392 | | | | |
| Jan-Jul 2023: 3,149 | Jan-Jul 2024 : 2,746 | | | | |
| Filings Trending: ▼ | Overall AVG. Month: 410 | | | | |

| Filings by Division | | | | | | | | | | | | | | | | |
|----------------------------------|------|-----|-----|-----|-----|-----|-----|-----|-----|-----|-----|-----|-----|----------|----------|-------|
| Divisions | | Jan | Feb | Mar | Apr | May | Jun | Jul | Aug | Sep | Oct | Nov | Dec | Thru Jul | % Change | Total |
| Total | 2024 | 334 | 443 | 418 | 344 | 472 | 319 | 416 | - | - | - | - | - | 2,746 | -13% | 2,746 |
| | 2023 | 532 | 393 | 515 | 387 | 517 | 345 | 460 | 373 | 426 | 334 | 394 | 361 | 3,149 | ▼ | 5,037 |
| Civil | 2024 | 18 | 36 | 38 | 34 | 31 | 25 | 23 | - | - | - | - | - | 205 | -7% | 205 |
| | 2023 | 26 | 32 | 35 | 31 | 36 | 29 | 32 | 39 | 31 | 29 | 17 | 24 | 221 | ▼ | 361 |
| Criminal | 2024 | 142 | 235 | 218 | 144 | 264 | 155 | 215 | - | - | - | - | - | 1,373 | -16% | 1,373 |
| | 2023 | 285 | 160 | 273 | 179 | 308 | 158 | 269 | 156 | 235 | 143 | 233 | 190 | 1,632 | ▼ | 2,589 |
| Concealed Handgun Permits | 2024 | 101 | 91 | 94 | 91 | 91 | 72 | 95 | - | - | - | - | - | 635 | -19% | 635 |
| | 2023 | 157 | 115 | 141 | 107 | 98 | 82 | 88 | 94 | 87 | 83 | 71 | 76 | 788 | ▼ | 1,199 |
| Miscellaneous/Other | 2024 | 73 | 81 | 66 | 73 | 86 | 66 | 83 | - | - | - | - | - | 528 | 4% | 528 |
| | 2023 | 64 | 86 | 66 | 69 | 75 | 76 | 71 | 84 | 73 | 79 | 73 | 71 | 507 | ▲ | 887 |
| Others | 2024 | - | - | 2 | 2 | - | 1 | - | - | - | - | - | - | 5 | 400% | 5 |
| | 2023 | - | - | - | 1 | - | - | - | - | - | - | - | - | 1 | ▲ | 1 |

| Filings by Case Category | | | | | | | | | | | | | | | | |
|--|------|-----|-----|-----|-----|-----|-----|-----|-----|-----|-----|-----|-----|----------|----------|-------|
| Case Categories | | Jan | Feb | Mar | Apr | May | Jun | Jul | Aug | Sep | Oct | Nov | Dec | Thru Jul | % Change | Total |
| Administrative Law | 2024 | - | - | - | - | - | - | - | - | - | - | - | - | 0 | -100% | 0 |
| | 2023 | - | - | - | - | - | - | 1 | - | 1 | - | - | - | 1 | ▼ | 2 |
| Capital Murder | 2024 | - | - | 2 | - | - | - | - | - | - | - | - | - | 2 | 100% | 2 |
| | 2023 | - | - | - | - | - | - | 1 | - | - | - | 1 | - | 1 | ▲ | 2 |
| Contested Divorce | 2024 | 2 | 4 | 6 | 5 | 6 | 5 | 3 | - | - | - | - | - | 31 | 7% | 31 |
| | 2023 | 6 | 3 | 7 | 1 | 2 | 6 | 4 | 4 | 8 | 3 | 2 | 3 | 29 | ▲ | 49 |
| Domestic and Family - Level 1 | 2024 | 1 | 1 | 7 | 2 | 7 | 1 | 4 | - | - | - | - | - | 23 | -18% | 23 |
| | 2023 | 6 | 1 | 4 | 1 | 7 | 7 | 2 | 8 | 4 | 3 | 1 | - | 28 | ▼ | 44 |
| Domestic and Family - Level 2 | 2024 | 2 | 2 | 1 | 1 | 2 | 1 | 1 | - | - | - | - | - | 10 | 11% | 10 |
| | 2023 | - | 2 | 1 | 2 | 4 | - | - | 3 | 2 | 2 | 2 | - | 9 | ▲ | 18 |
| Felonies and Related Matters | 2024 | 109 | 175 | 144 | 87 | 203 | 109 | 147 | - | - | - | - | - | 974 | -12% | 974 |
| | 2023 | 182 | 116 | 182 | 96 | 192 | 109 | 228 | 108 | 181 | 84 | 166 | 132 | 1,105 | ▼ | 1,776 |
| General Civil - Level 1 | 2024 | - | - | - | - | - | - | - | - | - | - | - | - | 0 | -100% | 0 |
| | 2023 | - | - | - | - | - | - | 1 | - | - | - | - | - | 1 | ▼ | 1 |
| General Civil - Level 2 | 2024 | 1 | 6 | 3 | 5 | 4 | 3 | 3 | - | - | - | - | - | 25 | -11% | 25 |
| | 2023 | 3 | 4 | 7 | 4 | 2 | 3 | 5 | 4 | 2 | 3 | 1 | 4 | 28 | ▼ | 42 |
| General Civil - Level 3 | 2024 | 4 | 8 | 4 | 6 | 4 | 6 | 5 | - | - | - | - | - | 37 | 3% | 37 |
| | 2023 | 6 | 8 | 2 | 6 | 5 | 5 | 4 | 8 | 4 | 7 | 7 | 10 | 36 | ▲ | 72 |
| Miscellaneous Civil | 2024 | 127 | 116 | 121 | 120 | 112 | 103 | 121 | - | - | - | - | - | 820 | -16% | 820 |
| | 2023 | 172 | 144 | 174 | 138 | 115 | 112 | 116 | 123 | 107 | 123 | 93 | 98 | 971 | ▼ | 1,515 |
| Misdemeanor | 2024 | 23 | 49 | 61 | 46 | 48 | 30 | 53 | - | - | - | - | - | 310 | -31% | 310 |
| | 2023 | 92 | 41 | 77 | 52 | 104 | 46 | 36 | 39 | 49 | 44 | 49 | 49 | 448 | ▼ | 678 |
| Other | 2024 | 47 | 55 | 42 | 44 | 63 | 36 | 56 | - | - | - | - | - | 343 | 6% | 343 |
| | 2023 | 48 | 56 | 33 | 38 | 58 | 46 | 45 | 53 | 54 | 37 | 50 | 48 | 324 | ▲ | 566 |
| Other Criminally Related Matters | 2024 | 10 | 11 | 11 | 12 | 13 | 16 | 15 | - | - | - | - | - | 88 | 11% | 88 |
| | 2023 | 11 | 3 | 15 | 31 | 12 | 3 | 4 | 9 | 5 | 15 | 17 | 9 | 79 | ▲ | 134 |
| Probates/Wills & Trusts - Level 1 | 2024 | - | - | - | - | - | - | - | - | - | - | - | - | 0 | -100% | 0 |
| | 2023 | - | 1 | - | 1 | 1 | - | 2 | - | - | - | - | - | 5 | ▼ | 5 |
| Probates/Wills & Trusts - Level 2 | 2024 | 2 | 2 | 2 | 5 | 1 | 3 | 2 | - | - | - | - | - | 17 | 21% | 17 |
| | 2023 | - | 4 | - | 3 | 4 | 2 | 1 | 2 | 4 | 5 | 3 | 1 | 14 | ▲ | 29 |
| Uncontested Divorce | 2024 | 6 | 14 | 14 | 11 | 9 | 6 | 6 | - | - | - | - | - | 66 | -6% | 66 |
| | 2023 | 6 | 10 | 13 | 14 | 11 | 6 | 10 | 12 | 5 | 8 | 2 | 7 | 70 | ▼ | 104 |

| Dashboard | | Monthly Filings Summary | | Jan --- Jul Filings | |
|--|--|-------------------------|--|--|--|
| <p>Court: Patrick Circuit Start/End Date: Jan-23 / Jul-24 2023 Average Month: 168 Jan-Jul 2023: 1,168 Filings Trending: ▼</p> | <p>Circuit/Court ID: 21 221141 Type of Case: Filings 2024 Average Month: 157 Jan-Jul 2024 : 1,099 Overall AVG. Month: 164</p> | <p>Jan 23 - Jul 24</p> | | <div style="display: flex; justify-content: space-around;"> <div style="text-align: center;"> <p>1,099</p> <div style="width: 40px; height: 40px; background-color: #f0e68c; margin: 0 auto;"></div> <p>2024</p> </div> <div style="text-align: center;"> <p>1,168</p> <div style="width: 40px; height: 40px; background-color: #f0e68c; margin: 0 auto;"></div> <p>2023</p> </div> </div> | |

| Filings by Division | | | | | | | | | | | | | | | | |
|----------------------------------|------|-----|-----|-----|-----|-----|-----|-----|-----|-----|-----|-----|-----|----------|----------|-------|
| Divisions | | Jan | Feb | Mar | Apr | May | Jun | Jul | Aug | Sep | Oct | Nov | Dec | Thru Jul | % Change | Total |
| Total | 2024 | 180 | 121 | 158 | 175 | 124 | 136 | 205 | - | - | - | - | - | 1,099 | -6% | 1,099 |
| | 2023 | 192 | 165 | 216 | 177 | 141 | 135 | 142 | 199 | 294 | 96 | 123 | 134 | 1,168 | ▼ | 2,014 |
| Civil | 2024 | 10 | 12 | 8 | 9 | 10 | 7 | 11 | - | - | - | - | - | 67 | -7% | 67 |
| | 2023 | 4 | 11 | 17 | 9 | 14 | 9 | 8 | 17 | 3 | 8 | 6 | 15 | 72 | ▼ | 121 |
| Criminal | 2024 | 113 | 58 | 100 | 116 | 67 | 74 | 156 | - | - | - | - | - | 684 | 7% | 684 |
| | 2023 | 95 | 66 | 127 | 121 | 75 | 73 | 84 | 133 | 247 | 53 | 83 | 72 | 641 | ▲ | 1,229 |
| Concealed Handgun Permits | 2024 | 47 | 49 | 43 | 41 | 37 | 41 | 34 | - | - | - | - | - | 292 | -26% | 292 |
| | 2023 | 87 | 83 | 58 | 41 | 41 | 45 | 42 | 45 | 34 | 23 | 26 | 41 | 397 | ▼ | 566 |
| Miscellaneous/ Other | 2024 | 10 | 2 | 7 | 9 | 9 | 13 | 4 | - | - | - | - | - | 54 | -5% | 54 |
| | 2023 | 6 | 5 | 14 | 6 | 11 | 7 | 8 | 4 | 10 | 12 | 8 | 6 | 57 | ▼ | 97 |
| Others | 2024 | - | - | - | - | 1 | 1 | - | - | - | - | - | - | 2 | 100% | 2 |
| | 2023 | - | - | - | - | - | 1 | - | - | - | - | - | - | 1 | ▲ | 1 |

| Filings by Case Category | | | | | | | | | | | | | | | | |
|--|------|-----|-----|-----|-----|-----|-----|-----|-----|-----|-----|-----|-----|----------|----------|-------|
| Case Categories | | Jan | Feb | Mar | Apr | May | Jun | Jul | Aug | Sep | Oct | Nov | Dec | Thru Jul | % Change | Total |
| Administrative Law | 2024 | - | - | - | - | - | - | - | - | - | - | - | - | 0 | -100% | 0 |
| | 2023 | - | - | 1 | - | - | - | - | - | - | - | - | - | - | 1 | ▼ |
| Capital Murder | 2024 | - | - | - | - | - | - | - | - | - | - | - | - | 0 | 0 | 0 |
| | 2023 | - | - | - | - | - | - | - | - | - | - | 1 | - | 0 | ↔ | 1 |
| Contested Divorce | 2024 | 1 | 4 | 2 | 2 | - | 2 | - | - | - | - | - | - | 11 | -15% | 11 |
| | 2023 | - | 1 | 4 | 2 | 1 | 2 | 3 | 2 | - | 4 | 1 | 2 | 13 | ▼ | 22 |
| Domestic and Family - Level 1 | 2024 | 1 | 1 | 1 | 1 | 1 | 1 | 2 | - | - | - | - | - | 8 | 60% | 8 |
| | 2023 | 1 | 1 | - | 2 | 1 | - | - | 3 | - | 1 | - | - | 5 | ▲ | 9 |
| Domestic and Family - Level 2 | 2024 | - | - | - | 2 | - | - | 2 | - | - | - | - | - | 4 | 0% | 4 |
| | 2023 | - | 1 | - | 2 | - | - | 1 | - | 1 | - | - | - | 4 | ↔ | 5 |
| Felonies and Related Matters | 2024 | 46 | 31 | 70 | 54 | 29 | 64 | 66 | - | - | - | - | - | 360 | -13% | 360 |
| | 2023 | 49 | 31 | 102 | 73 | 51 | 58 | 48 | 101 | 190 | 34 | 44 | 62 | 412 | ▼ | 843 |
| General Civil - Level 1 | 2024 | - | - | - | - | - | - | - | - | - | - | - | - | 0 | 0 | 0 |
| | 2023 | - | - | - | - | - | - | - | - | - | - | - | 1 | 0 | ↔ | 1 |
| General Civil - Level 2 | 2024 | 5 | 2 | 1 | - | 1 | 1 | - | - | - | - | - | - | 10 | -38% | 10 |
| | 2023 | 1 | - | 3 | - | 4 | 6 | 2 | 5 | 2 | 2 | 3 | 3 | 16 | ▼ | 31 |
| General Civil - Level 3 | 2024 | - | 1 | - | - | 1 | - | 3 | - | - | - | - | - | 5 | -50% | 5 |
| | 2023 | - | 1 | 5 | 2 | 2 | - | - | - | - | 1 | 1 | - | 10 | ▼ | 12 |
| Miscellaneous Civil | 2024 | 57 | 51 | 50 | 50 | 46 | 54 | 38 | - | - | - | - | - | 346 | -22% | 346 |
| | 2023 | 93 | 88 | 67 | 46 | 51 | 52 | 49 | 49 | 43 | 33 | 33 | 47 | 446 | ▼ | 651 |
| Misdemeanor | 2024 | 38 | 21 | 30 | 34 | 34 | 10 | 53 | - | - | - | - | - | 220 | 26% | 220 |
| | 2023 | 34 | 21 | 25 | 33 | 26 | 15 | 21 | 29 | 47 | 19 | 34 | 10 | 175 | ▲ | 314 |
| Other | 2024 | - | - | - | - | 1 | 1 | - | - | - | - | - | - | 2 | 100% | 2 |
| | 2023 | - | - | - | - | - | 1 | - | - | - | - | - | - | 1 | ▲ | 1 |
| Other Criminally Related Matters | 2024 | 29 | 6 | - | 28 | 4 | - | 37 | - | - | - | - | - | 104 | 79% | 104 |
| | 2023 | 12 | 14 | - | 15 | 2 | - | 15 | 3 | 10 | - | 4 | - | 58 | ▲ | 75 |
| Probates/Wills & Trusts - Level 2 | 2024 | - | 2 | 1 | - | 4 | - | 1 | - | - | - | - | - | 8 | 14% | 8 |
| | 2023 | - | 2 | 1 | 1 | 1 | 1 | 1 | 2 | - | 1 | - | 5 | 7 | ▲ | 15 |
| Uncontested Divorce | 2024 | 3 | 2 | 3 | 4 | 3 | 3 | 3 | - | - | - | - | - | 21 | 5% | 21 |
| | 2023 | 2 | 5 | 8 | 1 | 2 | - | 2 | 5 | 1 | 1 | 2 | 4 | 20 | ▲ | 33 |

This report reflects data in the case management system. Numbers will update accordingly as reports are refreshed and posted.

| Dashboard | | Monthly Filings Summary | | Jan --- Jul Filings | |
|--|------------------------------------|-------------------------|--|---------------------|--|
| Court: Martinsville Circuit | Circuit/Court ID: 21 221690 | | | | |
| Start/End Date: Jan-23 / Jul-24 | Type of Case: Filings | | | | |
| 2023 Average Month: 169 | 2024 Average Month: 191 | | | | |
| Jan-Jul 2023: 1,263 | Jan-Jul 2024 : 1,334 | | | | |
| Filings Trending: ▲ | Overall AVG. Month: 177 | | | | |

| Filings by Division | | | | | | | | | | | | | | | | |
|----------------------------------|------|-----|-----|-----|-----|-----|-----|-----|-----|-----|-----|-----|-----|----------|----------|-------|
| Divisions | | Jan | Feb | Mar | Apr | May | Jun | Jul | Aug | Sep | Oct | Nov | Dec | Thru Jul | % Change | Total |
| Total | 2024 | 186 | 291 | 170 | 129 | 196 | 132 | 230 | - | - | - | - | - | 1,334 | 6% | 1,334 |
| | 2023 | 172 | 238 | 211 | 121 | 206 | 150 | 165 | 150 | 109 | 186 | 179 | 140 | 1,263 | ▲ | 2,027 |
| Civil | 2024 | 13 | 15 | 17 | 6 | 7 | 18 | 9 | - | - | - | - | - | 85 | 37% | 85 |
| | 2023 | 9 | 7 | 14 | 7 | 13 | 3 | 9 | 20 | 7 | 10 | 5 | 11 | 62 | ▲ | 115 |
| Criminal | 2024 | 103 | 225 | 112 | 64 | 128 | 61 | 139 | - | - | - | - | - | 832 | 0% | 832 |
| | 2023 | 109 | 185 | 112 | 69 | 140 | 110 | 105 | 82 | 65 | 123 | 136 | 101 | 830 | ▲ | 1,337 |
| Concealed Handgun Permits | 2024 | 12 | 18 | 21 | 19 | 10 | 10 | 14 | - | - | - | - | - | 104 | -5% | 104 |
| | 2023 | 14 | 23 | 23 | 9 | 17 | 14 | 9 | 11 | 17 | 12 | 11 | 10 | 109 | ▼ | 170 |
| Miscellaneous/ Other | 2024 | 58 | 33 | 20 | 40 | 51 | 43 | 68 | - | - | - | - | - | 313 | 19% | 313 |
| | 2023 | 40 | 23 | 62 | 36 | 36 | 23 | 42 | 37 | 20 | 40 | 27 | 18 | 262 | ▲ | 404 |
| Others | 2024 | - | - | - | - | - | - | - | - | - | - | - | - | 0 | 0 | 0 |
| | 2023 | - | - | - | - | - | - | - | - | - | 1 | - | - | 0 | ↔ | 1 |

| Filings by Case Category | | | | | | | | | | | | | | | | |
|--|------|-----|-----|-----|-----|-----|-----|-----|-----|-----|-----|-----|-----|----------|----------|-------|
| Case Categories | | Jan | Feb | Mar | Apr | May | Jun | Jul | Aug | Sep | Oct | Nov | Dec | Thru Jul | % Change | Total |
| Administrative Law | 2024 | - | - | - | - | 1 | - | - | - | - | - | - | - | 1 | 1 | 1 |
| | 2023 | - | - | - | - | - | - | - | - | - | 1 | - | - | 0 | ↔ | 1 |
| Capital Murder | 2024 | - | 1 | - | - | - | - | - | - | - | - | - | - | 1 | 1 | 1 |
| | 2023 | - | - | - | - | - | - | - | - | - | - | - | - | 0 | ↔ | 0 |
| Contested Divorce | 2024 | 1 | 2 | 1 | - | 2 | 1 | - | - | - | - | - | - | 7 | 0% | 7 |
| | 2023 | 2 | - | 1 | 1 | 2 | - | 1 | - | - | 1 | - | - | 7 | ↔ | 8 |
| Domestic and Family - Level 1 | 2024 | - | - | 6 | - | - | 11 | 5 | - | - | - | - | - | 22 | 340% | 22 |
| | 2023 | - | - | 2 | 2 | 1 | - | - | 10 | - | - | - | 1 | 5 | ▲ | 16 |
| Domestic and Family - Level 2 | 2024 | - | - | - | - | - | - | - | - | - | - | - | - | 0 | -100% | 0 |
| | 2023 | - | - | 1 | - | - | - | - | - | - | - | - | 2 | 1 | ▼ | 3 |
| Felonies and Related Matters | 2024 | 73 | 158 | 77 | 34 | 84 | 35 | 103 | - | - | - | - | - | 564 | 8% | 564 |
| | 2023 | 67 | 128 | 58 | 50 | 89 | 75 | 54 | 48 | 31 | 76 | 97 | 65 | 521 | ▲ | 838 |
| General Civil - Level 1 | 2024 | - | 1 | - | - | - | - | - | - | - | - | - | - | 1 | 0% | 1 |
| | 2023 | - | - | - | - | 1 | - | - | 1 | - | - | - | 1 | 1 | ↔ | 3 |
| General Civil - Level 2 | 2024 | - | 3 | - | 1 | 1 | 3 | 3 | - | - | - | - | - | 11 | -27% | 11 |
| | 2023 | 2 | 2 | 1 | 2 | 4 | 2 | 2 | 5 | 1 | 4 | - | 2 | 15 | ▼ | 27 |
| General Civil - Level 3 | 2024 | 8 | 2 | 2 | 2 | 3 | 2 | 1 | - | - | - | - | - | 20 | -53% | 20 |
| | 2023 | 3 | 1 | 8 | 12 | 14 | 3 | 2 | 6 | 6 | 3 | 2 | 7 | 43 | ▼ | 67 |
| Miscellaneous Civil | 2024 | 19 | 24 | 29 | 30 | 17 | 20 | 33 | - | - | - | - | - | 172 | 8% | 172 |
| | 2023 | 18 | 27 | 33 | 16 | 23 | 22 | 20 | 17 | 27 | 21 | 17 | 17 | 159 | ▲ | 258 |
| Misdemeanor | 2024 | 23 | 23 | 29 | 20 | 26 | 20 | 30 | - | - | - | - | - | 171 | 0% | 171 |
| | 2023 | 21 | 31 | 29 | 13 | 34 | 26 | 17 | 27 | 19 | 39 | 20 | 30 | 171 | ↔ | 306 |
| Other | 2024 | 49 | 26 | 12 | 29 | 42 | 32 | 48 | - | - | - | - | - | 238 | 30% | 238 |
| | 2023 | 35 | 19 | 52 | 17 | 18 | 12 | 30 | 23 | 9 | 29 | 21 | 9 | 183 | ▲ | 274 |
| Other Criminally Related Matters | 2024 | 7 | 44 | 6 | 10 | 18 | 7 | 6 | - | - | - | - | - | 98 | -29% | 98 |
| | 2023 | 21 | 26 | 25 | 6 | 17 | 9 | 34 | 7 | 15 | 8 | 19 | 6 | 138 | ▼ | 193 |
| Probates/Wills & Trusts - Level 2 | 2024 | 3 | 4 | 7 | - | 2 | 1 | - | - | - | - | - | - | 17 | 240% | 17 |
| | 2023 | 2 | 2 | - | - | - | - | 1 | 3 | 1 | 4 | 1 | - | 5 | ▲ | 14 |
| Uncontested Divorce | 2024 | 3 | 3 | 1 | 3 | - | - | 1 | - | - | - | - | - | 11 | -21% | 11 |
| | 2023 | 1 | 2 | 1 | 2 | 3 | 1 | 4 | 3 | - | - | - | 2 | 14 | ▼ | 19 |

CPSS-CCMS-10.01 CASELOAD STATISTICS OF THE CIRCUIT COURTS

Franklin County

January 2023 -- July 2024 Filings

Alexandria and Fairfax Circuit are not Included in State Totals

| Dashboard | Monthly Filings Summary | Jan --- Jul Filings | | | | | | |
|--|--|---|--|--|-------|-------|------|------|
| <p>Court: Franklin County Circuit Start/End Date: Jan-23 / Jul-24 2023 Average Month: 382 Jan-Jul 2023: 2,786 Filings Trending: ▼</p> | <p>Circuit/Court ID: 22 222067 Type of Case: Filings 2024 Average Month: 384 Jan-Jul 2024 : 2,691 Overall AVG. Month: 383</p> | <div style="text-align: center;"> <p>Jan 23 - Jul 24</p> </div> <div style="text-align: center; margin-top: 10px;"> <table border="1" style="margin: auto;"> <tr> <td style="width: 50px; height: 80px; background-color: #f0e68c;"></td> <td style="width: 50px; height: 80px; background-color: #f0e68c;"></td> </tr> <tr> <td style="text-align: center;">2,691</td> <td style="text-align: center;">2,786</td> </tr> <tr> <td style="text-align: center;">2024</td> <td style="text-align: center;">2023</td> </tr> </table> </div> | | | 2,691 | 2,786 | 2024 | 2023 |
| | | | | | | | | |
| 2,691 | 2,786 | | | | | | | |
| 2024 | 2023 | | | | | | | |

| Filings by Division | | | | | | | | | | | | | | | | |
|----------------------------------|------|-----|-----|-----|-----|-----|-----|-----|-----|-----|-----|-----|-----|----------|----------|-------|
| Divisions | | Jan | Feb | Mar | Apr | May | Jun | Jul | Aug | Sep | Oct | Nov | Dec | Thru Jul | % Change | Total |
| Total | 2024 | 407 | 410 | 387 | 433 | 314 | 433 | 307 | - | - | - | - | - | 2,691 | -3% | 2,691 |
| | 2023 | 361 | 419 | 438 | 496 | 364 | 406 | 302 | 446 | 258 | 452 | 249 | 390 | 2,786 | ▼ | 4,581 |
| Civil | 2024 | 28 | 52 | 38 | 37 | 38 | 47 | 52 | - | - | - | - | - | 292 | -15% | 292 |
| | 2023 | 45 | 38 | 50 | 39 | 59 | 47 | 67 | 51 | 49 | 55 | 44 | 53 | 345 | ▼ | 597 |
| Criminal | 2024 | 181 | 141 | 132 | 227 | 124 | 252 | 106 | - | - | - | - | - | 1,163 | -6% | 1,163 |
| | 2023 | 122 | 177 | 186 | 297 | 148 | 196 | 111 | 262 | 78 | 222 | 63 | 176 | 1,237 | ▼ | 2,038 |
| Concealed Handgun Permits | 2024 | 142 | 141 | 131 | 96 | 82 | 82 | 98 | - | - | - | - | - | 772 | -15% | 772 |
| | 2023 | 147 | 146 | 166 | 135 | 107 | 120 | 88 | 89 | 82 | 135 | 98 | 122 | 909 | ▼ | 1,435 |
| Miscellaneous/Other | 2024 | 56 | 76 | 85 | 73 | 70 | 50 | 51 | - | - | - | - | - | 461 | 57% | 461 |
| | 2023 | 46 | 58 | 36 | 25 | 50 | 43 | 36 | 44 | 49 | 40 | 44 | 39 | 294 | ▲ | 510 |
| Others | 2024 | - | - | 1 | - | - | 2 | - | - | - | - | - | - | 3 | 200% | 3 |
| | 2023 | 1 | - | - | - | - | - | - | - | - | - | - | - | 1 | ▲ | 1 |

| Filings by Case Category | | | | | | | | | | | | | | | | |
|--|------|-----|-----|-----|-----|-----|-----|-----|-----|-----|-----|-----|-----|----------|----------|-------|
| Case Categories | | Jan | Feb | Mar | Apr | May | Jun | Jul | Aug | Sep | Oct | Nov | Dec | Thru Jul | % Change | Total |
| Administrative Law | 2024 | - | - | - | - | - | - | - | - | - | - | - | - | 0 | -100% | 0 |
| | 2023 | - | - | - | - | 1 | 1 | - | - | - | - | - | - | 2 | ▼ | 2 |
| Capital Murder | 2024 | - | - | - | 1 | - | - | - | - | - | - | - | - | 1 | 1 | 1 |
| | 2023 | - | - | - | - | - | - | - | 1 | - | - | - | - | 0 | ↔ | 1 |
| Contested Divorce | 2024 | 3 | 6 | 9 | 4 | 5 | 3 | 4 | - | - | - | - | - | 34 | 21% | 34 |
| | 2023 | 5 | 4 | 8 | 3 | 2 | 2 | 4 | 5 | 3 | 5 | 3 | 1 | 28 | ▲ | 45 |
| Domestic and Family - Level 1 | 2024 | 3 | 22 | 2 | 8 | 10 | 10 | 20 | - | - | - | - | - | 75 | -34% | 75 |
| | 2023 | 20 | 11 | 16 | 11 | 12 | 14 | 30 | 10 | 14 | 30 | 10 | 6 | 114 | ▼ | 184 |
| Domestic and Family - Level 2 | 2024 | 3 | 3 | 1 | 1 | 1 | 1 | - | - | - | - | - | - | 10 | -38% | 10 |
| | 2023 | 4 | - | - | 4 | 4 | 1 | 3 | 6 | 3 | 3 | 1 | 2 | 16 | ▼ | 31 |
| Felonies and Related Matters | 2024 | 136 | 114 | 105 | 178 | 107 | 201 | 94 | - | - | - | - | - | 935 | -11% | 935 |
| | 2023 | 102 | 158 | 154 | 253 | 124 | 172 | 89 | 209 | 62 | 177 | 52 | 156 | 1,052 | ▼ | 1,708 |
| General Civil - Level 1 | 2024 | - | - | - | - | - | - | - | - | - | - | - | - | 0 | -100% | 0 |
| | 2023 | - | 1 | - | - | - | - | 1 | - | - | - | 1 | - | 2 | ▼ | 3 |
| General Civil - Level 2 | 2024 | 7 | 9 | 9 | 7 | 1 | 8 | 6 | - | - | - | - | - | 47 | 2% | 47 |
| | 2023 | 5 | 4 | 8 | 7 | 7 | 6 | 9 | 11 | 8 | 6 | 6 | 7 | 46 | ▲ | 84 |
| General Civil - Level 3 | 2024 | 5 | 3 | 3 | 3 | 6 | 11 | 4 | - | - | - | - | - | 35 | -19% | 35 |
| | 2023 | 3 | 5 | 5 | 3 | 17 | 5 | 5 | 3 | 5 | 3 | 8 | 12 | 43 | ▼ | 74 |
| Miscellaneous Civil | 2024 | 155 | 162 | 155 | 117 | 97 | 91 | 117 | - | - | - | - | - | 894 | -12% | 894 |
| | 2023 | 157 | 167 | 186 | 146 | 125 | 135 | 103 | 110 | 98 | 159 | 119 | 143 | 1,019 | ▼ | 1,648 |
| Misdemeanor | 2024 | 40 | 23 | 21 | 42 | 11 | 47 | 16 | - | - | - | - | - | 200 | 22% | 200 |
| | 2023 | 20 | 17 | 30 | 40 | 21 | 22 | 14 | 46 | 14 | 37 | 8 | 32 | 164 | ▲ | 301 |
| Other | 2024 | 40 | 48 | 56 | 52 | 56 | 45 | 30 | - | - | - | - | - | 327 | 98% | 327 |
| | 2023 | 31 | 34 | 13 | 13 | 28 | 29 | 17 | 22 | 28 | 16 | 20 | 15 | 165 | ▲ | 266 |
| Other Criminally Related Matters | 2024 | 5 | 6 | 7 | 6 | 6 | 4 | 5 | - | - | - | - | - | 39 | 56% | 39 |
| | 2023 | 2 | 2 | 2 | 4 | 3 | 4 | 8 | 7 | 4 | 8 | 3 | 4 | 25 | ▲ | 51 |
| Probates/Wills & Trusts - Level 1 | 2024 | - | - | 1 | - | - | 1 | - | - | - | - | - | - | 2 | 100% | 2 |
| | 2023 | - | - | - | - | - | 1 | - | - | - | - | - | 2 | 1 | ▲ | 3 |
| Probates/Wills & Trusts - Level 2 | 2024 | 2 | 4 | 4 | 3 | 1 | 5 | 5 | - | - | - | - | - | 24 | -14% | 24 |
| | 2023 | 6 | 3 | 5 | 3 | 4 | 5 | 2 | 6 | 4 | - | 2 | 2 | 28 | ▼ | 42 |
| Protective Orders | 2024 | - | - | 2 | - | - | - | - | - | - | - | - | - | 2 | -67% | 2 |
| | 2023 | - | 2 | 2 | 1 | - | 1 | - | - | - | - | 3 | - | 6 | ▼ | 9 |
| Uncontested Divorce | 2024 | 8 | 10 | 12 | 11 | 13 | 6 | 6 | - | - | - | - | - | 66 | -12% | 66 |
| | 2023 | 6 | 11 | 9 | 8 | 16 | 8 | 17 | 10 | 15 | 7 | 14 | 8 | 75 | ▼ | 129 |

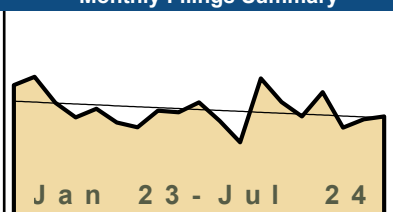
This report reflects data in the case management system. Numbers will update accordingly as reports are refreshed and posted.

| Dashboard | | Monthly Filings Summary | | Jan --- Jul Filings | | |
|--|------------------------------------|-------------------------|--|---------------------|--------------|------|
| Court: Pittsylvania Circuit | Circuit/Court ID: 22 222143 | | | 2,889 | 2,661 | |
| Start/End Date: Jan-23 / Jul-24 | Type of Case: Filings | | | | 2024 | 2023 |
| 2023 Average Month: 373 | 2024 Average Month: 413 | | | | | |
| Jan-Jul 2023: 2,661 | Jan-Jul 2024 : 2,889 | | | | | |
| Filings Trending: ▲ | Overall AVG. Month: 387 | | | | | |

| Filings by Division | | | | | | | | | | | | | | | | |
|----------------------------------|------|-----|-----|-----|-----|-----|-----|-----|-----|-----|-----|-----|-----|----------|----------|-------|
| Divisions | | Jan | Feb | Mar | Apr | May | Jun | Jul | Aug | Sep | Oct | Nov | Dec | Thru Jul | % Change | Total |
| Total | 2024 | 468 | 464 | 395 | 464 | 300 | 438 | 360 | - | - | - | - | - | 2,889 | 9% | 2,889 |
| | 2023 | 461 | 442 | 434 | 304 | 348 | 344 | 328 | 412 | 411 | 362 | 332 | 294 | 2,661 | ▲ | 4,472 |
| Civil | 2024 | 28 | 43 | 50 | 48 | 40 | 73 | 42 | - | - | - | - | - | 324 | 27% | 324 |
| | 2023 | 29 | 39 | 49 | 29 | 29 | 47 | 33 | 42 | 39 | 34 | 36 | 24 | 255 | ▲ | 430 |
| Criminal | 2024 | 118 | 178 | 63 | 185 | 55 | 173 | 115 | - | - | - | - | - | 887 | 15% | 887 |
| | 2023 | 108 | 148 | 116 | 73 | 77 | 127 | 123 | 163 | 145 | 128 | 86 | 86 | 772 | ▲ | 1,380 |
| Concealed Handgun Permits | 2024 | 170 | 164 | 203 | 131 | 127 | 78 | 129 | - | - | - | - | - | 1,002 | -6% | 1,002 |
| | 2023 | 201 | 173 | 185 | 137 | 140 | 116 | 109 | 123 | 137 | 138 | 145 | 124 | 1,061 | ▼ | 1,728 |
| Miscellaneous/ Other | 2024 | 120 | 73 | 79 | 100 | 78 | 114 | 74 | - | - | - | - | - | 638 | 13% | 638 |
| | 2023 | 121 | 82 | 83 | 65 | 101 | 52 | 61 | 84 | 90 | 62 | 64 | 60 | 565 | ▲ | 925 |
| Others | 2024 | 32 | 6 | - | - | - | - | - | - | - | - | - | - | 38 | 375% | 38 |
| | 2023 | 2 | - | 1 | - | 1 | 2 | 2 | - | - | - | 1 | - | 8 | ▲ | 9 |

| Filings by Case Category | | | | | | | | | | | | | | | | |
|--|------|-----|-----|-----|-----|-----|-----|-----|-----|-----|-----|-----|-----|----------|----------|-------|
| Case Categories | | Jan | Feb | Mar | Apr | May | Jun | Jul | Aug | Sep | Oct | Nov | Dec | Thru Jul | % Change | Total |
| Administrative Law | 2024 | - | - | - | - | - | - | - | - | - | - | - | - | 0 | -100% | 0 |
| | 2023 | 1 | - | 1 | - | - | 1 | - | - | - | - | - | - | 3 | ▼ | 3 |
| Capital Murder | 2024 | - | - | - | - | - | - | 3 | - | - | - | - | - | 3 | 3 | 3 |
| | 2023 | - | - | - | - | - | - | - | - | - | - | - | - | 0 | ↔ | 0 |
| Contested Divorce | 2024 | 5 | 1 | 3 | 5 | 6 | 3 | 4 | - | - | - | - | - | 27 | -4% | 27 |
| | 2023 | 5 | 5 | 3 | 1 | 3 | 6 | 5 | 7 | 3 | 5 | 6 | 4 | 28 | ▼ | 53 |
| Domestic and Family - Level 1 | 2024 | 7 | 13 | 17 | 20 | 9 | 41 | 12 | - | - | - | - | - | 119 | 105% | 119 |
| | 2023 | 3 | 12 | 9 | 7 | 8 | 14 | 5 | 12 | 22 | 9 | 4 | 5 | 58 | ▲ | 110 |
| Domestic and Family - Level 2 | 2024 | - | 4 | 5 | 2 | 4 | 2 | 4 | - | - | - | - | - | 21 | 40% | 21 |
| | 2023 | - | - | 7 | 4 | 3 | 1 | - | 2 | 2 | 2 | 4 | 2 | 15 | ▲ | 27 |
| Felonies and Related Matters | 2024 | 74 | 138 | 44 | 159 | 38 | 128 | 76 | - | - | - | - | - | 657 | 14% | 657 |
| | 2023 | 82 | 117 | 80 | 53 | 54 | 96 | 93 | 142 | 101 | 104 | 70 | 69 | 575 | ▲ | 1,061 |
| General Civil - Level 1 | 2024 | 2 | 1 | - | - | - | - | - | - | - | - | - | - | 3 | 200% | 3 |
| | 2023 | - | - | - | - | 1 | - | - | 1 | 1 | - | - | 2 | 1 | ▲ | 5 |
| General Civil - Level 2 | 2024 | 3 | 11 | 7 | 2 | 4 | 4 | 7 | - | - | - | - | - | 38 | 36% | 38 |
| | 2023 | 2 | 4 | 6 | 5 | 4 | 6 | 1 | 9 | 1 | 3 | 5 | 2 | 28 | ▲ | 48 |
| General Civil - Level 3 | 2024 | 3 | 8 | 10 | 9 | 3 | 5 | 6 | - | - | - | - | - | 44 | 5% | 44 |
| | 2023 | 9 | 4 | 9 | 2 | 5 | 7 | 6 | 7 | 6 | 8 | 5 | 2 | 42 | ▲ | 70 |
| Miscellaneous Civil | 2024 | 193 | 190 | 230 | 158 | 150 | 96 | 161 | - | - | - | - | - | 1,178 | -5% | 1,178 |
| | 2023 | 226 | 201 | 215 | 158 | 174 | 136 | 125 | 151 | 161 | 156 | 165 | 142 | 1,235 | ▼ | 2,010 |
| Misdemeanor | 2024 | 38 | 33 | 17 | 23 | 13 | 32 | 28 | - | - | - | - | - | 184 | 4% | 184 |
| | 2023 | 25 | 25 | 35 | 16 | 24 | 27 | 25 | 15 | 40 | 18 | 16 | 15 | 177 | ▲ | 281 |
| Other | 2024 | 126 | 48 | 47 | 73 | 54 | 96 | 39 | - | - | - | - | - | 483 | 26% | 483 |
| | 2023 | 98 | 49 | 48 | 43 | 67 | 31 | 46 | 50 | 64 | 41 | 44 | 43 | 382 | ▲ | 624 |
| Other Criminally Related Matters | 2024 | 6 | 7 | 2 | 3 | 4 | 14 | 8 | - | - | - | - | - | 44 | 91% | 44 |
| | 2023 | 1 | 6 | 2 | 4 | - | 5 | 5 | 6 | 5 | 6 | 3 | 2 | 23 | ▲ | 45 |
| Probates/Wills & Trusts - Level 1 | 2024 | - | - | - | - | - | - | - | - | - | - | - | - | 0 | -100% | 0 |
| | 2023 | - | 1 | - | 1 | - | - | - | - | - | 1 | - | 1 | 2 | ▼ | 4 |
| Probates/Wills & Trusts - Level 2 | 2024 | - | - | 1 | - | 2 | 2 | - | - | - | 3 | 2 | 1 | 5 | -64% | 5 |
| | 2023 | - | 5 | 5 | - | 1 | - | 3 | - | 2 | 3 | 2 | 1 | 14 | ▼ | 22 |
| Uncontested Divorce | 2024 | 11 | 10 | 12 | 10 | 13 | 15 | 12 | - | - | - | - | - | 83 | 6% | 83 |
| | 2023 | 9 | 13 | 14 | 10 | 4 | 14 | 14 | 10 | 3 | 6 | 8 | 4 | 78 | ▲ | 109 |

This report reflects data in the case management system. Numbers will update accordingly as reports are refreshed and posted.

| Dashboard | | Monthly Filings Summary | | Jan --- Jul Filings | |
|---|--|--|--|---|---|
| <p>Court: Danville Circuit Start/End Date: Jan-23 / Jul-24 2023 Average Month: 399 Jan-Jul 2023: 2,928 Filings Trending: ↔</p> | <p>Circuit/Court ID: 22 222590 Type of Case: Filings 2024 Average Month: 412 Jan-Jul 2024 : 2,883 Overall AVG. Month: 404</p> |  <p style="text-align: center; font-weight: bold; font-size: 1.2em;">Jan 23 - Jul 24</p> | | <p style="font-size: 1.5em; font-weight: bold;">2,883</p> <div style="border: 1px solid black; width: 50px; height: 50px; margin: 0 auto; background-color: #f0e68c;"></div> <p style="font-weight: bold;">2024</p> | <p style="font-size: 1.5em; font-weight: bold;">2,928</p> <div style="border: 1px solid black; width: 50px; height: 50px; margin: 0 auto; background-color: #f0e68c;"></div> <p style="font-weight: bold;">2023</p> |

| Filings by Division | | | | | | | | | | | | | | | | |
|----------------------------------|------|-----|-----|-----|-----|-----|-----|-----|-----|-----|-----|-----|-----|----------|----------|-------|
| Divisions | | Jan | Feb | Mar | Apr | May | Jun | Jul | Aug | Sep | Oct | Nov | Dec | Thru Jul | % Change | Total |
| Total | 2024 | 522 | 433 | 378 | 470 | 335 | 367 | 378 | - | - | - | - | - | 2,883 | -2% | 2,883 |
| | 2023 | 497 | 529 | 430 | 374 | 407 | 355 | 336 | 400 | 394 | 431 | 360 | 279 | 2,928 | ▼ | 4,792 |
| Civil | 2024 | 29 | 38 | 32 | 43 | 35 | 24 | 40 | - | - | - | - | - | 241 | 39% | 241 |
| | 2023 | 20 | 16 | 39 | 30 | 21 | 24 | 23 | 39 | 35 | 22 | 40 | 31 | 173 | ▲ | 340 |
| Criminal | 2024 | 319 | 253 | 138 | 258 | 140 | 211 | 189 | - | - | - | - | - | 1,508 | -8% | 1,508 |
| | 2023 | 311 | 343 | 221 | 194 | 208 | 187 | 180 | 244 | 227 | 271 | 187 | 134 | 1,644 | ▼ | 2,707 |
| Concealed Handgun Permits | 2024 | 47 | 31 | 59 | 53 | 48 | 47 | 37 | - | - | - | - | - | 322 | -20% | 322 |
| | 2023 | 64 | 67 | 72 | 58 | 48 | 46 | 47 | 39 | 51 | 42 | 52 | 56 | 402 | ▼ | 642 |
| Miscellaneous/ Other | 2024 | 120 | 99 | 141 | 116 | 112 | 82 | 112 | - | - | - | - | - | 782 | 11% | 782 |
| | 2023 | 99 | 102 | 97 | 92 | 129 | 98 | 86 | 78 | 81 | 96 | 80 | 57 | 703 | ▲ | 1,095 |
| Others | 2024 | 7 | 12 | 8 | - | - | 3 | - | - | - | - | - | - | 30 | 400% | 30 |
| | 2023 | 3 | 1 | 1 | - | 1 | - | - | - | - | - | 1 | 1 | 6 | ▲ | 8 |


| Filings by Case Category | | | | | | | | | | | | | | | | |
|--|------|-----|-----|-----|-----|-----|-----|-----|-----|-----|-----|-----|-----|----------|----------|-------|
| Case Categories | | Jan | Feb | Mar | Apr | May | Jun | Jul | Aug | Sep | Oct | Nov | Dec | Thru Jul | % Change | Total |
| Administrative Law | 2024 | 1 | - | - | - | 1 | 1 | 2 | - | - | - | - | - | 5 | 150% | 5 |
| | 2023 | - | - | - | - | - | 1 | 1 | 1 | - | - | - | - | 2 | ▲ | 3 |
| Capital Murder | 2024 | - | - | - | - | - | - | - | - | - | - | - | - | 0 | -100% | 0 |
| | 2023 | - | - | - | 2 | - | - | - | - | - | - | - | - | 2 | ▼ | 2 |
| Contested Divorce | 2024 | 5 | 7 | 2 | 3 | 5 | - | 5 | - | - | - | - | - | 27 | 93% | 27 |
| | 2023 | - | 1 | 5 | 2 | 3 | 1 | 2 | 2 | 3 | - | 3 | 1 | 14 | ▲ | 23 |
| Domestic and Family - Level 1 | 2024 | 1 | 6 | 4 | 8 | 4 | 2 | 4 | - | - | - | - | - | 29 | -12% | 29 |
| | 2023 | 6 | 3 | 9 | 3 | 3 | 1 | 8 | 5 | 11 | 9 | 6 | 12 | 33 | ▼ | 76 |
| Domestic and Family - Level 2 | 2024 | 2 | 2 | 4 | 10 | 2 | 1 | - | - | - | - | - | - | 21 | 110% | 21 |
| | 2023 | - | - | 1 | 7 | 1 | - | 1 | - | - | 1 | - | 12 | 10 | ▲ | 23 |
| Felonies and Related Matters | 2024 | 214 | 174 | 79 | 170 | 80 | 137 | 124 | - | - | - | - | - | 978 | -15% | 978 |
| | 2023 | 208 | 247 | 144 | 139 | 142 | 133 | 136 | 181 | 162 | 207 | 153 | 85 | 1,149 | ▼ | 1,937 |
| General Civil - Level 1 | 2024 | 3 | 1 | - | 2 | 1 | 2 | - | - | - | - | - | - | 9 | 200% | 9 |
| | 2023 | - | - | 1 | - | 1 | 1 | - | - | 1 | - | - | 2 | 3 | ▲ | 6 |
| General Civil - Level 2 | 2024 | 6 | 5 | 6 | 8 | 6 | 4 | 9 | - | - | - | - | - | 44 | 29% | 44 |
| | 2023 | 7 | 2 | 6 | 2 | 8 | 4 | 5 | 5 | 4 | 5 | 4 | 3 | 34 | ▲ | 55 |
| General Civil - Level 3 | 2024 | 5 | 9 | 7 | 8 | 5 | 7 | 7 | - | - | - | - | - | 48 | -17% | 48 |
| | 2023 | 11 | 8 | 13 | 9 | 8 | 4 | 5 | 14 | 5 | 5 | 13 | 7 | 58 | ▼ | 102 |
| Miscellaneous Civil | 2024 | 64 | 59 | 88 | 64 | 66 | 59 | 53 | - | - | - | - | - | 453 | -13% | 453 |
| | 2023 | 79 | 88 | 91 | 69 | 64 | 63 | 65 | 60 | 68 | 56 | 66 | 65 | 519 | ▼ | 834 |
| Misdemeanor | 2024 | 99 | 85 | 40 | 61 | 49 | 66 | 61 | - | - | - | - | - | 461 | 7% | 461 |
| | 2023 | 94 | 91 | 58 | 45 | 53 | 55 | 35 | 61 | 60 | 57 | 47 | 38 | 431 | ▲ | 694 |
| Other | 2024 | 106 | 79 | 118 | 101 | 92 | 72 | 96 | - | - | - | - | - | 664 | 21% | 664 |
| | 2023 | 80 | 77 | 72 | 77 | 103 | 76 | 65 | 49 | 58 | 77 | 59 | 43 | 550 | ▲ | 836 |
| Other Criminally Related Matters | 2024 | 6 | 4 | 22 | 29 | 11 | 8 | 14 | - | - | - | - | - | 94 | 12% | 94 |
| | 2023 | 9 | 7 | 20 | 13 | 13 | 12 | 10 | 8 | 11 | 8 | 4 | 11 | 84 | ▲ | 126 |
| Probates/Wills & Trusts - Level 2 | 2024 | - | - | 1 | - | 4 | - | 1 | - | - | - | - | - | 6 | -33% | 6 |
| | 2023 | - | 1 | 2 | 2 | 1 | - | 3 | 5 | 2 | 2 | - | - | 9 | ▼ | 18 |
| Uncontested Divorce | 2024 | 10 | 2 | 7 | 6 | 9 | 8 | 2 | - | - | - | - | - | 44 | 47% | 44 |
| | 2023 | 3 | 4 | 8 | 4 | 7 | 4 | - | 9 | 9 | 4 | 5 | - | 30 | ▲ | 57 |

Dashboard

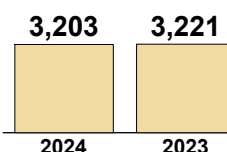
Court: Roanoke County Circuit
Start/End Date: Jan-23 / Jul-24
2023 Average Month: 445
Jan-Jul 2023: 3,221
Filings Trending: ↔

Circuit/Court ID: 23 223161
Type of Case: Filings
2024 Average Month: 458
Jan-Jul 2024 : 3,203
Overall AVG. Month: 449

Monthly Filings Summary



Jan --- Jul Filings



Filings by Division

| Divisions | Jan | Feb | Mar | Apr | May | Jun | Jul | Aug | Sep | Oct | Nov | Dec | Thru Jul | % Change | Total |
|----------------------------------|-----|-----|-----|-----|-----|-----|-----|-----|-----|-----|-----|-----|----------|----------|-------|
| Total | 441 | 555 | 454 | 503 | 424 | 439 | 387 | - | - | - | - | - | 3,203 | -1% | 3,203 |
| 2023 | 442 | 547 | 550 | 467 | 433 | 431 | 351 | 488 | 381 | 476 | 337 | 432 | 3,221 | ▼ | 5,335 |
| Civil | 48 | 74 | 56 | 67 | 68 | 63 | 87 | - | - | - | - | - | 463 | 25% | 463 |
| 2023 | 55 | 50 | 64 | 50 | 46 | 52 | 54 | 57 | 46 | 64 | 40 | 50 | 371 | ▲ | 628 |
| Criminal | 137 | 211 | 114 | 200 | 134 | 187 | 116 | - | - | - | - | - | 1,099 | 1% | 1,099 |
| 2023 | 127 | 209 | 156 | 178 | 141 | 174 | 102 | 219 | 132 | 181 | 92 | 191 | 1,087 | ▲ | 1,902 |
| Concealed Handgun Permits | 180 | 202 | 176 | 144 | 132 | 126 | 133 | - | - | - | - | - | 1,093 | -16% | 1,093 |
| 2023 | 200 | 221 | 237 | 164 | 192 | 160 | 130 | 130 | 133 | 145 | 150 | 128 | 1,304 | ▼ | 1,990 |
| Miscellaneous/Other | 76 | 68 | 108 | 92 | 90 | 63 | 51 | - | - | - | - | - | 548 | 19% | 548 |
| 2023 | 60 | 67 | 93 | 75 | 54 | 45 | 65 | 82 | 70 | 86 | 55 | 63 | 459 | ▲ | 815 |

Filings by Case Category

| Case Categories | Jan | Feb | Mar | Apr | May | Jun | Jul | Aug | Sep | Oct | Nov | Dec | Thru Jul | % Change | Total |
|--|-----|-----|-----|-----|-----|-----|-----|-----|-----|-----|-----|-----|----------|----------|-------|
| Administrative Law | 1 | - | - | 1 | - | 1 | 2 | - | - | - | - | - | 5 | 150% | 5 |
| 2023 | - | 1 | 1 | - | - | - | - | - | - | 1 | - | - | 2 | ▲ | 3 |
| Capital Murder | - | - | - | - | - | - | - | - | - | - | - | - | 0 | -100% | 0 |
| 2023 | - | - | - | - | - | 1 | - | - | - | - | - | - | 1 | ▼ | 1 |
| Contested Divorce | 2 | 9 | 7 | 5 | 14 | 15 | 7 | - | - | - | - | - | 59 | 44% | 59 |
| 2023 | 7 | 4 | 10 | 6 | 4 | 5 | 5 | 7 | 6 | 9 | 5 | 5 | 41 | ▲ | 73 |
| Domestic and Family - Level 1 | 11 | 23 | 7 | 24 | 9 | 4 | 12 | - | - | - | - | - | 90 | 91% | 90 |
| 2023 | 3 | 6 | 6 | 9 | 13 | 2 | 8 | 8 | 4 | 12 | 3 | 5 | 47 | ▲ | 79 |
| Domestic and Family - Level 2 | 2 | 5 | 2 | 1 | 4 | 5 | 3 | - | - | - | - | - | 22 | 10% | 22 |
| 2023 | 3 | 3 | 5 | 3 | 2 | 1 | 3 | 3 | 2 | 4 | 5 | - | 20 | ▲ | 34 |
| Felonies and Related Matters | 98 | 166 | 91 | 157 | 103 | 152 | 89 | - | - | - | - | - | 856 | 0% | 856 |
| 2023 | 106 | 182 | 125 | 129 | 107 | 127 | 82 | 168 | 107 | 134 | 66 | 152 | 858 | ▼ | 1,485 |
| General Civil - Level 1 | 3 | - | - | 2 | - | 4 | - | - | - | - | - | - | 9 | 125% | 9 |
| 2023 | - | 1 | 1 | 1 | - | 1 | - | - | - | 1 | - | - | 4 | ▲ | 5 |
| General Civil - Level 2 | 7 | 9 | 16 | 10 | 15 | 7 | 13 | - | - | - | - | - | 77 | 18% | 77 |
| 2023 | 10 | 9 | 8 | 9 | 10 | 10 | 9 | 10 | 12 | 8 | 6 | 10 | 65 | ▲ | 111 |
| General Civil - Level 3 | 4 | 8 | 8 | 4 | 11 | 10 | 23 | - | - | - | - | - | 68 | 28% | 68 |
| 2023 | 9 | 3 | 7 | 4 | 6 | 14 | 10 | 8 | 5 | 6 | 5 | 15 | 53 | ▲ | 92 |
| Miscellaneous Civil | 227 | 245 | 222 | 179 | 163 | 161 | 161 | - | - | - | - | - | 1,358 | -14% | 1,358 |
| 2023 | 239 | 254 | 296 | 209 | 224 | 185 | 166 | 178 | 183 | 185 | 173 | 160 | 1,573 | ▼ | 2,452 |
| Misdemeanor | 30 | 35 | 14 | 33 | 24 | 29 | 16 | - | - | - | - | - | 181 | -1% | 181 |
| 2023 | 15 | 21 | 24 | 45 | 27 | 34 | 16 | 36 | 21 | 34 | 14 | 31 | 182 | ▼ | 318 |
| Other | 29 | 27 | 59 | 54 | 50 | 27 | 27 | - | - | - | - | - | 273 | 53% | 273 |
| 2023 | 21 | 37 | 33 | 25 | 18 | 19 | 26 | 34 | 19 | 41 | 32 | 27 | 179 | ▲ | 332 |
| Other Criminally Related Matters | 9 | 15 | 9 | 10 | 7 | 7 | 11 | - | - | - | - | - | 68 | 48% | 68 |
| 2023 | 6 | 6 | 7 | 4 | 7 | 12 | 4 | 15 | 4 | 14 | 12 | 8 | 46 | ▲ | 99 |
| Probates/Wills & Trusts - Level 1 | 1 | - | - | - | 1 | 2 | 1 | - | - | - | - | - | 5 | 67% | 5 |
| 2023 | - | 1 | - | - | - | 2 | - | 1 | - | 1 | - | 1 | 3 | ▲ | 6 |
| Probates/Wills & Trusts - Level 2 | 4 | 3 | 5 | 7 | 6 | 3 | 7 | - | - | - | - | - | 35 | 17% | 35 |
| 2023 | 5 | 6 | 2 | 4 | 6 | 4 | 3 | 6 | 3 | 8 | 5 | 3 | 30 | ▲ | 55 |
| Uncontested Divorce | 13 | 10 | 14 | 16 | 17 | 12 | 15 | - | - | - | - | - | 97 | -17% | 97 |
| 2023 | 18 | 13 | 25 | 19 | 9 | 14 | 19 | 14 | 15 | 18 | 11 | 15 | 117 | ▼ | 190 |

This report reflects data in the case management system. Numbers will update accordingly as reports are refreshed and posted.

| Dashboard | | Monthly Filings Summary | | Jan --- Jul Filings | |
|--|------------------------------------|-------------------------|--|---------------------|--|
| Court: Roanoke Circuit | Circuit/Court ID: 23 223770 | | | | |
| Start/End Date: Jan-23 / Jul-24 | Type of Case: Filings | | | | |
| 2023 Average Month: 477 | 2024 Average Month: 475 | | | | |
| Jan-Jul 2023: 3,393 | Jan-Jul 2024 : 3,322 | | | | |
| Filings Trending: ↔ | Overall AVG. Month: 476 | | | | |

| Filings by Division | | | | | | | | | | | | | | | | |
|----------------------------------|------|-----|-----|-----|-----|-----|-----|-----|-----|-----|-----|-----|-----|----------|----------|-------|
| Divisions | | Jan | Feb | Mar | Apr | May | Jun | Jul | Aug | Sep | Oct | Nov | Dec | Thru Jul | % Change | Total |
| Total | 2024 | 454 | 564 | 477 | 491 | 470 | 404 | 462 | - | - | - | - | - | 3,322 | -2% | 3,322 |
| | 2023 | 496 | 487 | 526 | 463 | 534 | 420 | 467 | 549 | 457 | 428 | 472 | 427 | 3,393 | ▼ | 5,726 |
| Civil | 2024 | 90 | 119 | 83 | 117 | 117 | 89 | 111 | - | - | - | - | - | 726 | -2% | 726 |
| | 2023 | 94 | 98 | 118 | 104 | 104 | 108 | 112 | 163 | 113 | 88 | 81 | 113 | 738 | ▼ | 1,296 |
| Criminal | 2024 | 163 | 214 | 163 | 183 | 155 | 120 | 129 | - | - | - | - | - | 1,127 | -7% | 1,127 |
| | 2023 | 186 | 192 | 199 | 147 | 187 | 130 | 168 | 187 | 156 | 162 | 183 | 153 | 1,209 | ▼ | 2,050 |
| Concealed Handgun Permits | 2024 | 69 | 102 | 117 | 81 | 70 | 75 | 79 | - | - | - | - | - | 593 | -17% | 593 |
| | 2023 | 106 | 95 | 121 | 106 | 118 | 99 | 69 | 78 | 75 | 74 | 85 | 53 | 714 | ▼ | 1,079 |
| Miscellaneous/ Other | 2024 | 132 | 129 | 113 | 109 | 128 | 120 | 142 | - | - | - | - | - | 873 | 20% | 873 |
| | 2023 | 110 | 101 | 88 | 105 | 125 | 83 | 118 | 121 | 113 | 103 | 123 | 108 | 730 | ▲ | 1,298 |
| Others | 2024 | - | - | 1 | 1 | - | - | 1 | - | - | - | - | - | 3 | 50% | 3 |
| | 2023 | - | 1 | - | 1 | - | - | - | - | - | 1 | - | - | 2 | ▲ | 3 |

| Filings by Case Category | | | | | | | | | | | | | | | | |
|--|------|-----|-----|-----|-----|-----|-----|-----|-----|-----|-----|-----|-----|----------|----------|-------|
| Case Categories | | Jan | Feb | Mar | Apr | May | Jun | Jul | Aug | Sep | Oct | Nov | Dec | Thru Jul | % Change | Total |
| Administrative Law | 2024 | 1 | - | 1 | - | - | 1 | - | - | - | - | - | - | 3 | 50% | 3 |
| | 2023 | - | 1 | 1 | - | - | - | - | - | 1 | - | - | - | 2 | ▲ | 3 |
| Capital Murder | 2024 | - | - | - | - | - | - | - | - | - | - | - | - | 0 | -100% | 0 |
| | 2023 | 3 | - | - | - | - | - | - | - | - | - | - | - | 3 | ▼ | 3 |
| Contested Divorce | 2024 | 9 | 8 | 7 | 16 | 10 | 3 | 8 | - | - | - | - | - | 61 | -5% | 61 |
| | 2023 | 9 | 7 | 8 | 16 | 10 | 7 | 7 | 12 | 10 | 4 | 14 | 8 | 64 | ▼ | 112 |
| Domestic and Family - Level 1 | 2024 | 20 | 37 | 21 | 25 | 21 | 33 | 32 | - | - | - | - | - | 189 | -16% | 189 |
| | 2023 | 29 | 25 | 22 | 20 | 25 | 42 | 62 | 68 | 45 | 33 | 14 | 39 | 225 | ▼ | 424 |
| Domestic and Family - Level 2 | 2024 | 10 | 7 | 6 | 6 | 9 | 4 | 2 | - | - | - | - | - | 44 | 76% | 44 |
| | 2023 | 3 | 8 | 8 | 2 | 1 | 1 | 2 | 6 | 6 | 2 | 4 | 2 | 25 | ▲ | 45 |
| Felonies and Related Matters | 2024 | 110 | 168 | 131 | 135 | 116 | 93 | 87 | - | - | - | - | - | 840 | -6% | 840 |
| | 2023 | 136 | 142 | 152 | 109 | 139 | 87 | 133 | 141 | 121 | 132 | 137 | 113 | 898 | ▼ | 1,542 |
| General Civil - Level 1 | 2024 | 2 | 4 | 2 | 1 | 1 | 1 | 1 | - | - | - | - | - | 12 | -54% | 12 |
| | 2023 | - | 2 | 6 | 7 | 5 | 3 | 3 | 2 | 1 | - | - | - | 26 | ▼ | 29 |
| General Civil - Level 2 | 2024 | 24 | 24 | 12 | 27 | 35 | 19 | 27 | - | - | - | - | - | 168 | 65% | 168 |
| | 2023 | 12 | 17 | 20 | 11 | 13 | 17 | 12 | 29 | 10 | 17 | 16 | 15 | 102 | ▲ | 189 |
| General Civil - Level 3 | 2024 | 8 | 16 | 5 | 8 | 7 | 5 | 13 | - | - | - | - | - | 62 | -24% | 62 |
| | 2023 | 4 | 7 | 22 | 12 | 11 | 9 | 17 | 13 | 6 | 5 | 10 | 9 | 82 | ▼ | 125 |
| Miscellaneous Civil | 2024 | 120 | 142 | 160 | 125 | 123 | 124 | 132 | - | - | - | - | - | 926 | -11% | 926 |
| | 2023 | 152 | 142 | 159 | 151 | 187 | 132 | 122 | 142 | 107 | 110 | 137 | 85 | 1,045 | ▼ | 1,626 |
| Misdemeanor | 2024 | 32 | 34 | 18 | 28 | 20 | 12 | 18 | - | - | - | - | - | 162 | -12% | 162 |
| | 2023 | 25 | 38 | 27 | 18 | 28 | 27 | 22 | 24 | 23 | 18 | 21 | 42 | 185 | ▼ | 313 |
| Other | 2024 | 73 | 87 | 72 | 67 | 71 | 74 | 88 | - | - | - | - | - | 532 | 31% | 532 |
| | 2023 | 68 | 56 | 52 | 61 | 60 | 47 | 61 | 55 | 83 | 68 | 68 | 71 | 405 | ▲ | 750 |
| Other Criminally Related Matters | 2024 | 22 | 20 | 15 | 21 | 19 | 15 | 25 | - | - | - | - | - | 137 | 8% | 137 |
| | 2023 | 22 | 13 | 21 | 22 | 20 | 16 | 13 | 22 | 12 | 15 | 25 | 13 | 127 | ▲ | 214 |
| Probates/Wills & Trusts - Level 1 | 2024 | - | 2 | 1 | - | 1 | 2 | 1 | - | - | - | - | - | 7 | 133% | 7 |
| | 2023 | - | - | 2 | - | - | 1 | - | 1 | - | - | - | - | 3 | ▲ | 4 |
| Probates/Wills & Trusts - Level 2 | 2024 | 2 | 1 | 4 | 6 | 6 | 3 | 4 | - | - | - | - | - | 26 | -32% | 26 |
| | 2023 | 3 | 11 | 3 | 5 | 8 | 6 | 2 | 2 | 3 | 3 | 3 | 6 | 38 | ▼ | 55 |
| Protective Orders | 2024 | - | - | - | 1 | - | - | - | - | - | - | - | - | 1 | 1 | 1 |
| | 2023 | - | - | - | - | - | - | - | - | - | - | - | - | 0 | ↔ | 0 |
| Uncontested Divorce | 2024 | 21 | 14 | 22 | 25 | 31 | 15 | 24 | - | - | - | - | - | 152 | -7% | 152 |
| | 2023 | 30 | 18 | 23 | 29 | 27 | 25 | 11 | 32 | 29 | 21 | 23 | 24 | 163 | ▼ | 292 |

| Dashboard | | Monthly Filings Summary | | Jan --- Jul Filings | | | |
|---|---|-------------------------|---|---------------------|-----|------|------|
| Court: Salem Circuit Start/End Date: Jan-23 / Jul-24 2023 Average Month: 107 Jan-Jul 2023: 758 Filings Trending: ↔ | Circuit/Court ID: 23 223775 Type of Case: Filings 2024 Average Month: 110 Jan-Jul 2024 : 773 Overall AVG. Month: 108 | <p>Jan 23 - Jul 24</p> | <table border="1" style="margin: auto;"> <tr> <td style="width: 50%; text-align: center;">773</td> <td style="width: 50%; text-align: center;">758</td> </tr> <tr> <td style="text-align: center;">2024</td> <td style="text-align: center;">2023</td> </tr> </table> | 773 | 758 | 2024 | 2023 |
| 773 | 758 | | | | | | |
| 2024 | 2023 | | | | | | |

| Filings by Division | | | | | | | | | | | | | | | | |
|----------------------------------|------|-----|-----|-----|-----|-----|-----|-----|-----|-----|-----|-----|-----|----------|----------|-------|
| Divisions | | Jan | Feb | Mar | Apr | May | Jun | Jul | Aug | Sep | Oct | Nov | Dec | Thru Jul | % Change | Total |
| Total | 2024 | 87 | 103 | 117 | 122 | 160 | 56 | 128 | - | - | - | - | - | 773 | 2% | 773 |
| | 2023 | 126 | 118 | 119 | 88 | 91 | 125 | 91 | 120 | 94 | 87 | 125 | 102 | 758 | ▲ | 1,286 |
| Civil | 2024 | 18 | 18 | 15 | 17 | 26 | 10 | 21 | - | - | - | - | - | 125 | 36% | 125 |
| | 2023 | 13 | 19 | 9 | 10 | 15 | 14 | 12 | 17 | 16 | 18 | 14 | 13 | 92 | ▲ | 170 |
| Criminal | 2024 | 28 | 47 | 46 | 62 | 98 | 20 | 65 | - | - | - | - | - | 366 | 2% | 366 |
| | 2023 | 61 | 50 | 57 | 43 | 33 | 63 | 52 | 62 | 48 | 25 | 71 | 55 | 359 | ▲ | 620 |
| Concealed Handgun Permits | 2024 | 35 | 33 | 46 | 30 | 28 | 18 | 31 | - | - | - | - | - | 221 | -8% | 221 |
| | 2023 | 46 | 39 | 37 | 26 | 33 | 37 | 22 | 31 | 24 | 36 | 30 | 28 | 240 | ▼ | 389 |
| Miscellaneous/Other | 2024 | 6 | 5 | 10 | 13 | 8 | 8 | 11 | - | - | - | - | - | 61 | -8% | 61 |
| | 2023 | 6 | 10 | 15 | 9 | 10 | 11 | 5 | 10 | 6 | 8 | 10 | 6 | 66 | ▼ | 106 |
| Others | 2024 | - | - | - | - | - | - | - | - | - | - | - | - | 0 | -100% | 0 |
| | 2023 | - | - | 1 | - | - | - | - | - | - | - | - | - | 1 | ▼ | 1 |

| Filings by Case Category | | | | | | | | | | | | | | | | |
|--|------|-----|-----|-----|-----|-----|-----|-----|-----|-----|-----|-----|-----|----------|----------|-------|
| Case Categories | | Jan | Feb | Mar | Apr | May | Jun | Jul | Aug | Sep | Oct | Nov | Dec | Thru Jul | % Change | Total |
| Contested Divorce | 2024 | 1 | 2 | 3 | 1 | 1 | - | 3 | - | - | - | - | - | 11 | 38% | 11 |
| | 2023 | - | - | 2 | - | 3 | 2 | 1 | 3 | 3 | 2 | 3 | - | 8 | ▲ | 19 |
| Domestic and Family - Level 1 | 2024 | 1 | 2 | 3 | 8 | 7 | 1 | - | - | - | - | - | - | 22 | -12% | 22 |
| | 2023 | 3 | 11 | - | 4 | 2 | 3 | 2 | 4 | 3 | 3 | 1 | 3 | 25 | ▼ | 39 |
| Domestic and Family - Level 2 | 2024 | 2 | - | - | - | 1 | 1 | 3 | - | - | - | - | - | 7 | -13% | 7 |
| | 2023 | - | 2 | - | 1 | 1 | 3 | 1 | 1 | - | 1 | 1 | - | 8 | ▼ | 11 |
| Felonies and Related Matters | 2024 | 21 | 36 | 32 | 40 | 91 | 10 | 56 | - | - | - | - | - | 286 | 2% | 286 |
| | 2023 | 41 | 38 | 53 | 37 | 23 | 56 | 32 | 55 | 45 | 26 | 49 | 43 | 280 | ▲ | 498 |
| General Civil - Level 1 | 2024 | - | 1 | - | - | - | 1 | - | - | - | - | - | - | 2 | 0% | 2 |
| | 2023 | - | - | 1 | - | 1 | - | - | - | - | - | - | - | 2 | ↔ | 2 |
| General Civil - Level 2 | 2024 | 9 | 6 | 3 | 5 | 5 | 5 | 8 | - | - | - | - | - | 41 | 58% | 41 |
| | 2023 | 4 | 2 | 9 | 1 | 2 | 5 | 3 | 3 | 4 | 3 | 2 | 1 | 26 | ▲ | 39 |
| General Civil - Level 3 | 2024 | - | 1 | 1 | 1 | 2 | - | 2 | - | - | - | - | - | 7 | 17% | 7 |
| | 2023 | 1 | 2 | 2 | - | - | 1 | - | - | - | - | 2 | 3 | 6 | ▲ | 11 |
| Miscellaneous Civil | 2024 | 41 | 38 | 53 | 41 | 36 | 24 | 41 | - | - | - | - | - | 274 | -6% | 274 |
| | 2023 | 54 | 49 | 41 | 34 | 43 | 45 | 27 | 41 | 28 | 43 | 39 | 32 | 293 | ▼ | 476 |
| Misdemeanor | 2024 | 6 | 8 | 9 | 21 | 5 | 8 | 6 | - | - | - | - | - | 63 | -10% | 63 |
| | 2023 | 18 | 8 | 4 | 5 | 9 | 7 | 19 | 4 | 3 | - | 22 | 9 | 70 | ▼ | 108 |
| Other | 2024 | 1 | 1 | - | 1 | - | - | - | - | - | - | - | - | 3 | 50% | 3 |
| | 2023 | - | - | 2 | - | - | - | - | - | - | 1 | - | - | 2 | ▲ | 3 |
| Other Criminally Related Matters | 2024 | 3 | 3 | 5 | 1 | 2 | 2 | 3 | - | - | - | - | - | 19 | 90% | 19 |
| | 2023 | 2 | 4 | - | 2 | 1 | - | 1 | 3 | - | 1 | - | 4 | 10 | ▲ | 18 |
| Probates/Wills & Trusts - Level 1 | 2024 | - | - | 1 | - | 1 | - | - | - | - | - | - | - | 2 | 0% | 2 |
| | 2023 | - | - | 1 | 1 | - | - | - | - | - | - | - | - | 2 | ↔ | 2 |
| Probates/Wills & Trusts - Level 2 | 2024 | 1 | - | 3 | - | 3 | 3 | 2 | - | - | - | - | - | 12 | 71% | 12 |
| | 2023 | - | - | 1 | 3 | 2 | 1 | - | 2 | 2 | 3 | 2 | 2 | 7 | ▲ | 18 |
| Uncontested Divorce | 2024 | 1 | 5 | 4 | 3 | 6 | 1 | 4 | - | - | - | - | - | 24 | 26% | 24 |
| | 2023 | 3 | 2 | 3 | - | 4 | 2 | 5 | 4 | 6 | 4 | 4 | 5 | 19 | ▲ | 42 |

| Dashboard | | | | Monthly Filings Summary | | | | Jan --- Jul Filings | | | |
|---|--|---|--|---|--|--|--|---|--|--|--|
| Court: Amherst Circuit Start/End Date: Jan-23 / Jul-24 2023 Average Month: 216 Jan-Jul 2023: 1,575 Filings Trending: ↔ | | Circuit/Court ID: 24 224009 Type of Case: Filings 2024 Average Month: 224 Jan-Jul 2024 : 1,567 Overall AVG. Month: 219 | | <p style="text-align: center; font-weight: bold; font-size: 1.2em;">Jan 23 - Jul 24</p> | | | | <div style="display: flex; justify-content: space-around; align-items: center;"> <div style="text-align: center;"> <p style="font-size: 1.5em; font-weight: bold;">1,567</p> <p style="font-size: 0.8em;">2024</p> </div> <div style="text-align: center;"> <p style="font-size: 1.5em; font-weight: bold;">1,575</p> <p style="font-size: 0.8em;">2023</p> </div> </div> | | | |

| Filings by Division | | | | | | | | | | | | | | | | |
|----------------------------------|------|-----|-----|-----|-----|-----|-----|-----|-----|-----|-----|-----|-----|----------|----------|-------|
| Divisions | | Jan | Feb | Mar | Apr | May | Jun | Jul | Aug | Sep | Oct | Nov | Dec | Thru Jul | % Change | Total |
| Total | 2024 | 228 | 238 | 207 | 235 | 262 | 217 | 180 | - | - | - | - | - | 1,567 | -1% | 1,567 |
| | 2023 | 285 | 202 | 233 | 199 | 228 | 232 | 196 | 208 | 229 | 225 | 153 | 207 | 1,575 | ▼ | 2,597 |
| Civil | 2024 | 15 | 23 | 20 | 17 | 31 | 18 | 13 | - | - | - | - | - | 137 | -14% | 137 |
| | 2023 | 25 | 9 | 28 | 24 | 30 | 27 | 16 | 16 | 19 | 35 | 7 | 11 | 159 | ▼ | 247 |
| Criminal | 2024 | 67 | 87 | 63 | 51 | 81 | 67 | 63 | - | - | - | - | - | 479 | 4% | 479 |
| | 2023 | 91 | 53 | 53 | 59 | 53 | 76 | 75 | 57 | 95 | 66 | 41 | 63 | 460 | ▲ | 782 |
| Concealed Handgun Permits | 2024 | 75 | 81 | 67 | 83 | 74 | 50 | 55 | - | - | - | - | - | 485 | -8% | 485 |
| | 2023 | 95 | 82 | 92 | 74 | 72 | 65 | 50 | 55 | 53 | 84 | 66 | 65 | 530 | ▼ | 853 |
| Miscellaneous/ Other | 2024 | 71 | 47 | 57 | 83 | 76 | 82 | 49 | - | - | - | - | - | 465 | 10% | 465 |
| | 2023 | 74 | 57 | 59 | 42 | 73 | 64 | 55 | 80 | 62 | 40 | 39 | 68 | 424 | ▲ | 713 |
| Others | 2024 | - | - | - | 1 | - | - | - | - | - | - | - | - | 1 | -50% | 1 |
| | 2023 | - | 1 | 1 | - | - | - | - | - | - | - | - | - | - | 2 | ▼ |

| Filings by Case Category | | | | | | | | | | | | | | | | |
|--|------|-----|-----|-----|-----|-----|-----|-----|-----|-----|-----|-----|-----|----------|----------|-------|
| Case Categories | | Jan | Feb | Mar | Apr | May | Jun | Jul | Aug | Sep | Oct | Nov | Dec | Thru Jul | % Change | Total |
| Administrative Law | 2024 | - | - | - | - | - | - | 1 | - | - | - | - | - | 1 | 0% | 1 |
| | 2023 | - | - | - | - | - | 1 | - | - | 1 | - | - | - | - | 1 | ↔ |
| Capital Murder | 2024 | 1 | 1 | - | - | 1 | - | - | - | - | - | - | - | 3 | 200% | 3 |
| | 2023 | - | - | - | - | - | - | 1 | - | - | - | - | - | - | 1 | ▲ |
| Contested Divorce | 2024 | 3 | - | 1 | 2 | 3 | - | - | - | - | - | - | - | 9 | -25% | 9 |
| | 2023 | 2 | 2 | 3 | 1 | 2 | 2 | - | 1 | - | 1 | - | - | 12 | ▼ | 14 |
| Domestic and Family - Level 1 | 2024 | - | 3 | 5 | 3 | 16 | - | - | - | - | - | - | - | 27 | -49% | 27 |
| | 2023 | 8 | - | 14 | 10 | 5 | 15 | 1 | 4 | 10 | 19 | 2 | 2 | 53 | ▼ | 90 |
| Domestic and Family - Level 2 | 2024 | 3 | 1 | 2 | 1 | - | 6 | 3 | - | - | - | - | - | 16 | 23% | 16 |
| | 2023 | 2 | 3 | 2 | 3 | 1 | - | 2 | 1 | - | 1 | - | 1 | 13 | ▲ | 16 |
| Felonies and Related Matters | 2024 | 55 | 49 | 38 | 30 | 24 | 39 | 47 | - | - | - | - | - | 282 | 4% | 282 |
| | 2023 | 43 | 31 | 32 | 38 | 34 | 49 | 44 | 32 | 54 | 37 | 30 | 44 | 271 | ▲ | 468 |
| General Civil - Level 2 | 2024 | 3 | 2 | 5 | 4 | 6 | 6 | 4 | - | - | - | - | - | 30 | 25% | 30 |
| | 2023 | 4 | 4 | 1 | 2 | 3 | 1 | 9 | 6 | 4 | 3 | 1 | 1 | 24 | ▲ | 39 |
| General Civil - Level 3 | 2024 | - | 8 | 5 | 1 | - | 1 | - | - | - | - | - | - | 15 | 25% | 15 |
| | 2023 | 1 | - | 3 | 2 | 3 | 3 | - | 2 | 2 | 3 | 2 | - | 12 | ▲ | 21 |
| Miscellaneous Civil | 2024 | 88 | 90 | 78 | 109 | 84 | 64 | 64 | - | - | - | - | - | 577 | -4% | 577 |
| | 2023 | 104 | 93 | 103 | 85 | 87 | 73 | 59 | 67 | 71 | 94 | 76 | 83 | 604 | ▼ | 995 |
| Misdemeanor | 2024 | 9 | 25 | 23 | 14 | 10 | 13 | 14 | - | - | - | - | - | 108 | -14% | 108 |
| | 2023 | 26 | 17 | 17 | 13 | 20 | 12 | 20 | 12 | 20 | 8 | 9 | 17 | 125 | ▼ | 191 |
| Other | 2024 | 58 | 38 | 45 | 58 | 66 | 67 | 41 | - | - | - | - | - | 373 | 7% | 373 |
| | 2023 | 63 | 47 | 49 | 31 | 58 | 56 | 45 | 68 | 43 | 29 | 29 | 51 | 349 | ▲ | 569 |
| Other Criminally Related Matters | 2024 | 2 | 12 | 2 | 7 | 46 | 15 | 2 | - | - | - | - | - | 86 | 19% | 86 |
| | 2023 | 22 | 5 | 4 | 8 | 8 | 15 | 10 | 13 | 21 | 21 | 2 | 2 | 72 | ▲ | 131 |
| Probates/Wills & Trusts - Level 1 | 2024 | - | - | - | - | - | - | - | - | - | - | - | - | 0 | -100% | 0 |
| | 2023 | - | - | 1 | - | 1 | - | - | - | 1 | 1 | - | - | 2 | ▼ | 4 |
| Probates/Wills & Trusts - Level 2 | 2024 | 2 | 1 | - | 2 | 1 | 2 | 1 | - | - | - | - | - | 9 | 29% | 9 |
| | 2023 | 3 | - | 2 | 1 | - | - | 1 | 1 | - | 1 | - | - | 7 | ▲ | 9 |
| Uncontested Divorce | 2024 | 4 | 8 | 3 | 4 | 5 | 4 | 3 | - | - | - | - | - | 31 | 7% | 31 |
| | 2023 | 7 | - | 2 | 5 | 6 | 5 | 4 | 1 | 2 | 7 | 2 | 6 | 29 | ▲ | 47 |

| Dashboard | Monthly Filings Summary | Jan --- Jul Filings |
|---|-------------------------|--|
| <p>Court: Bedford Circuit Start/End Date: Jan-23 / Jul-24 2023 Average Month: 451 Jan-Jul 2023: 3,378 Filings Trending: ▼</p> <p>Circuit/Court ID: 24 224019 Type of Case: Filings 2024 Average Month: 432 Jan-Jul 2024 : 3,022 Overall AVG. Month: 444</p> | <p>Jan 23 - Jul 24</p> | <div style="display: flex; justify-content: space-around;"> <div style="text-align: center;"> <p>3,022</p> <p>2024</p> </div> <div style="text-align: center;"> <p>3,378</p> <p>2023</p> </div> </div> |

| Filings by Division | | | | | | | | | | | | | | | | |
|----------------------------------|------|-----|-----|-----|-----|-----|-----|-----|-----|-----|-----|-----|-----|----------|----------|-------|
| Divisions | | Jan | Feb | Mar | Apr | May | Jun | Jul | Aug | Sep | Oct | Nov | Dec | Thru Jul | % Change | Total |
| Total | 2024 | 436 | 538 | 476 | 395 | 406 | 353 | 418 | - | - | - | - | - | 3,022 | -11% | 3,022 |
| | 2023 | 535 | 466 | 573 | 466 | 486 | 460 | 392 | 431 | 388 | 447 | 429 | 344 | 3,378 | ▼ | 5,417 |
| Civil | 2024 | 47 | 74 | 64 | 66 | 49 | 37 | 55 | - | - | - | - | - | 392 | -8% | 392 |
| | 2023 | 42 | 67 | 66 | 62 | 70 | 67 | 50 | 63 | 64 | 78 | 49 | 38 | 424 | ▼ | 716 |
| Criminal | 2024 | 89 | 149 | 123 | 86 | 114 | 109 | 101 | - | - | - | - | - | 771 | -9% | 771 |
| | 2023 | 119 | 84 | 137 | 136 | 127 | 137 | 107 | 139 | 118 | 88 | 101 | 90 | 847 | ▼ | 1,383 |
| Concealed Handgun Permits | 2024 | 222 | 232 | 215 | 174 | 149 | 146 | 172 | - | - | - | - | - | 1,310 | -20% | 1,310 |
| | 2023 | 325 | 260 | 275 | 211 | 209 | 192 | 172 | 160 | 154 | 219 | 219 | 158 | 1,644 | ▼ | 2,554 |
| Miscellaneous/Other | 2024 | 78 | 83 | 73 | 69 | 94 | 61 | 90 | - | - | - | - | - | 548 | 19% | 548 |
| | 2023 | 49 | 55 | 95 | 57 | 79 | 64 | 63 | 69 | 52 | 62 | 60 | 58 | 462 | ▲ | 763 |
| Others | 2024 | - | - | 1 | - | - | - | - | - | - | - | - | - | 1 | 0% | 1 |
| | 2023 | - | - | - | - | - | 1 | - | - | - | - | - | - | 1 | ↔ | 1 |

| Filings by Case Category | | | | | | | | | | | | | | | | |
|--|------|-----|-----|-----|-----|-----|-----|-----|-----|-----|-----|-----|-----|----------|----------|-------|
| Case Categories | | Jan | Feb | Mar | Apr | May | Jun | Jul | Aug | Sep | Oct | Nov | Dec | Thru Jul | % Change | Total |
| Administrative Law | 2024 | - | - | 1 | - | - | - | - | - | - | - | - | - | 1 | -50% | 1 |
| | 2023 | - | - | - | - | - | 1 | 1 | - | - | - | - | 1 | 2 | ▼ | 3 |
| Capital Murder | 2024 | - | - | - | - | - | - | - | - | - | - | - | - | 0 | -100% | 0 |
| | 2023 | - | - | - | - | - | - | 1 | - | - | - | - | - | 1 | ▼ | 1 |
| Contested Divorce | 2024 | 6 | 7 | 8 | 6 | 3 | 4 | 7 | - | - | - | - | - | 41 | -7% | 41 |
| | 2023 | 6 | 8 | 9 | 3 | 2 | 11 | 5 | 8 | 6 | 2 | 1 | 2 | 44 | ▼ | 63 |
| Domestic and Family - Level 1 | 2024 | 7 | 19 | 16 | 19 | 22 | 10 | 10 | - | - | - | - | - | 103 | 51% | 103 |
| | 2023 | 9 | 8 | 9 | 12 | 10 | 9 | 11 | 8 | 20 | 21 | 14 | 7 | 68 | ▲ | 138 |
| Domestic and Family - Level 2 | 2024 | 5 | 8 | 8 | 2 | 3 | 2 | 4 | - | - | - | - | - | 32 | -37% | 32 |
| | 2023 | 4 | 17 | 5 | 9 | 4 | 7 | 5 | 12 | 7 | 3 | 4 | 3 | 51 | ▼ | 80 |
| Felonies and Related Matters | 2024 | 73 | 117 | 74 | 55 | 60 | 83 | 64 | - | - | - | - | - | 526 | -16% | 526 |
| | 2023 | 93 | 67 | 106 | 113 | 94 | 66 | 85 | 88 | 83 | 38 | 75 | 55 | 624 | ▼ | 963 |
| General Civil - Level 1 | 2024 | - | - | - | - | - | - | - | - | - | - | - | - | 0 | -100% | 0 |
| | 2023 | 1 | 1 | - | - | 1 | - | - | - | 1 | 2 | - | - | 3 | ▼ | 6 |
| General Civil - Level 2 | 2024 | 10 | 10 | 9 | 16 | 10 | 3 | 9 | - | - | - | - | - | 67 | -19% | 67 |
| | 2023 | 9 | 9 | 15 | 16 | 17 | 5 | 12 | 15 | 10 | 23 | 10 | 7 | 83 | ▼ | 148 |
| General Civil - Level 3 | 2024 | 9 | 5 | 4 | 5 | 2 | 5 | 7 | - | - | - | - | - | 37 | -36% | 37 |
| | 2023 | 4 | 7 | 7 | 8 | 14 | 10 | 8 | 1 | 3 | 9 | 7 | 10 | 58 | ▼ | 88 |
| Miscellaneous Civil | 2024 | 252 | 274 | 250 | 204 | 197 | 179 | 215 | - | - | - | - | - | 1,571 | -16% | 1,571 |
| | 2023 | 356 | 289 | 323 | 240 | 242 | 221 | 209 | 200 | 182 | 250 | 250 | 185 | 1,880 | ▼ | 2,947 |
| Misdemeanor | 2024 | 11 | 20 | 26 | 14 | 39 | 20 | 27 | - | - | - | - | - | 157 | 65% | 157 |
| | 2023 | 13 | 8 | 19 | 5 | 17 | 12 | 21 | 42 | 15 | 24 | 20 | 24 | 95 | ▲ | 220 |
| Other | 2024 | 43 | 43 | 35 | 37 | 41 | 25 | 46 | - | - | - | - | - | 270 | 31% | 270 |
| | 2023 | 15 | 25 | 41 | 25 | 45 | 32 | 23 | 28 | 20 | 27 | 26 | 30 | 206 | ▲ | 337 |
| Other Criminally Related Matters | 2024 | 5 | 12 | 23 | 22 | 15 | 6 | 10 | - | - | - | - | - | 93 | -33% | 93 |
| | 2023 | 13 | 9 | 14 | 21 | 21 | 60 | - | 9 | 20 | 26 | 6 | 11 | 138 | ▼ | 210 |
| Probates/Wills & Trusts - Level 1 | 2024 | - | - | - | 1 | 1 | - | - | - | - | - | - | - | 2 | 0% | 2 |
| | 2023 | 2 | - | - | - | - | - | - | 3 | - | 1 | - | - | 2 | ↔ | 6 |
| Probates/Wills & Trusts - Level 2 | 2024 | 1 | 4 | 5 | 4 | 1 | 2 | 2 | - | - | - | - | - | 19 | -42% | 19 |
| | 2023 | 2 | 4 | 5 | 2 | 5 | 11 | 4 | 5 | 8 | 4 | - | 2 | 33 | ▼ | 52 |
| Uncontested Divorce | 2024 | 14 | 19 | 17 | 10 | 12 | 14 | 17 | - | - | - | - | - | 103 | 14% | 103 |
| | 2023 | 8 | 14 | 20 | 12 | 14 | 15 | 7 | 12 | 13 | 17 | 15 | 8 | 90 | ▲ | 155 |

This report reflects data in the case management system. Numbers will update accordingly as reports are refreshed and posted.

| Dashboard | | Monthly Filings Summary | | Jan --- Jul Filings | | | | | |
|--|---|---|--|---|--|--------------|--------------|-------------|-------------|
| Court: Campbell Circuit Start/End Date: Jan-23 / Jul-24 2023 Average Month: 282 Jan-Jul 2023: 2,136 Filings Trending: ↔ | Circuit/Court ID: 24 224031 Type of Case: Filings 2024 Average Month: 309 Jan-Jul 2024 : 2,160 Overall AVG. Month: 292 | <p style="text-align: center; font-weight: bold; font-size: 1.2em;">Jan 23 - Jul 24</p> | | <table style="width: 100%; text-align: center;"> <tr> <td style="width: 50%;">2,160</td> <td style="width: 50%;">2,136</td> </tr> <tr> <td style="width: 50%;">2024</td> <td style="width: 50%;">2023</td> </tr> </table> | | 2,160 | 2,136 | 2024 | 2023 |
| 2,160 | 2,136 | | | | | | | | |
| 2024 | 2023 | | | | | | | | |

| Filings by Division | | | | | | | | | | | | | | | | |
|----------------------------------|------|-----|-----|-----|-----|-----|-----|-----|-----|-----|-----|-----|-----|----------|----------|-------|
| Divisions | | Jan | Feb | Mar | Apr | May | Jun | Jul | Aug | Sep | Oct | Nov | Dec | Thru Jul | % Change | Total |
| Total | 2024 | 304 | 320 | 346 | 298 | 338 | 274 | 280 | - | - | - | - | - | 2,160 | 1% | 2,160 |
| | 2023 | 364 | 329 | 347 | 281 | 300 | 311 | 204 | 227 | 217 | 263 | 265 | 281 | 2,136 | ▲ | 3,389 |
| Civil | 2024 | 37 | 41 | 33 | 43 | 38 | 39 | 51 | - | - | - | - | - | 282 | -3% | 282 |
| | 2023 | 29 | 44 | 41 | 38 | 45 | 63 | 31 | 37 | 19 | 27 | 33 | 33 | 291 | ▼ | 440 |
| Criminal | 2024 | 87 | 84 | 108 | 77 | 153 | 96 | 94 | - | - | - | - | - | 699 | 8% | 699 |
| | 2023 | 102 | 87 | 102 | 78 | 91 | 137 | 50 | 53 | 78 | 76 | 65 | 90 | 647 | ▲ | 1,009 |
| Concealed Handgun Permits | 2024 | 144 | 151 | 154 | 130 | 109 | 106 | 101 | - | - | - | - | - | 895 | -8% | 895 |
| | 2023 | 192 | 173 | 165 | 134 | 128 | 93 | 92 | 109 | 90 | 124 | 126 | 130 | 977 | ▼ | 1,556 |
| Miscellaneous/Other | 2024 | 36 | 44 | 51 | 48 | 38 | 29 | 34 | - | - | - | - | - | 280 | 27% | 280 |
| | 2023 | 41 | 25 | 39 | 31 | 36 | 18 | 31 | 28 | 30 | 36 | 41 | 28 | 221 | ▲ | 384 |
| Others | 2024 | - | - | - | - | - | 4 | - | - | - | - | - | - | 4 | 4 | 4 |
| | 2023 | - | - | - | - | - | - | - | - | - | - | - | - | 0 | ↔ | 0 |

| Filings by Case Category | | | | | | | | | | | | | | | | |
|--|------|-----|-----|-----|-----|-----|-----|-----|-----|-----|-----|-----|-----|----------|----------|-------|
| Case Categories | | Jan | Feb | Mar | Apr | May | Jun | Jul | Aug | Sep | Oct | Nov | Dec | Thru Jul | % Change | Total |
| Administrative Law | 2024 | - | 1 | - | - | - | 1 | - | - | - | - | - | - | 2 | 2 | 2 |
| | 2023 | - | - | - | - | - | - | - | - | 1 | - | - | - | 0 | ↔ | 1 |
| Capital Murder | 2024 | - | - | - | - | - | - | - | - | - | - | - | - | 0 | -100% | 0 |
| | 2023 | - | - | - | - | - | - | 1 | - | - | - | - | - | 1 | ▼ | 1 |
| Contested Divorce | 2024 | 4 | 4 | 6 | 4 | 2 | 4 | 3 | - | - | - | - | - | 27 | -10% | 27 |
| | 2023 | 2 | 5 | 5 | 3 | 4 | 5 | 6 | 3 | 3 | - | 1 | 2 | 30 | ▼ | 39 |
| Domestic and Family - Level 1 | 2024 | 4 | 1 | 2 | 10 | 9 | 7 | 8 | - | - | - | - | - | 41 | 5% | 41 |
| | 2023 | 11 | 6 | 4 | 2 | 9 | 3 | 4 | 8 | 3 | 4 | 2 | 1 | 39 | ▲ | 57 |
| Domestic and Family - Level 2 | 2024 | 1 | 1 | - | 2 | 2 | 3 | - | - | - | - | - | - | 9 | -47% | 9 |
| | 2023 | 1 | 3 | 3 | 1 | 4 | 3 | 2 | 2 | 2 | - | 7 | - | 17 | ▼ | 28 |
| Felonies and Related Matters | 2024 | 34 | 48 | 58 | 49 | 97 | 54 | 57 | - | - | - | - | - | 397 | 4% | 397 |
| | 2023 | 69 | 49 | 60 | 35 | 52 | 91 | 25 | 27 | 46 | 43 | 39 | 48 | 381 | ▲ | 584 |
| General Civil - Level 1 | 2024 | - | - | - | - | - | - | 1 | - | - | - | - | - | 1 | -80% | 1 |
| | 2023 | - | - | 1 | - | 3 | 1 | - | - | 1 | - | - | 3 | 5 | ▼ | 9 |
| General Civil - Level 2 | 2024 | 5 | 5 | 8 | 9 | 3 | 8 | 6 | - | - | - | - | - | 44 | -27% | 44 |
| | 2023 | 6 | 9 | 14 | 9 | 9 | 4 | 9 | 9 | 8 | 9 | 7 | 10 | 60 | ▼ | 103 |
| General Civil - Level 3 | 2024 | 15 | 22 | 8 | 11 | 13 | 12 | 31 | - | - | - | - | - | 112 | 35% | 112 |
| | 2023 | 1 | 6 | 12 | 5 | 11 | 33 | 15 | 8 | - | 7 | 3 | 8 | 83 | ▲ | 109 |
| Miscellaneous Civil | 2024 | 165 | 170 | 176 | 156 | 131 | 121 | 114 | - | - | - | - | - | 1,033 | -5% | 1,033 |
| | 2023 | 216 | 190 | 179 | 157 | 145 | 100 | 102 | 125 | 107 | 146 | 150 | 142 | 1,089 | ▼ | 1,759 |
| Misdemeanor | 2024 | 49 | 29 | 46 | 24 | 54 | 36 | 32 | - | - | - | - | - | 270 | 11% | 270 |
| | 2023 | 29 | 33 | 39 | 41 | 38 | 41 | 22 | 22 | 25 | 28 | 24 | 41 | 243 | ▲ | 383 |
| Other | 2024 | 11 | 13 | 25 | 21 | 14 | 15 | 14 | - | - | - | - | - | 113 | 36% | 113 |
| | 2023 | 16 | 9 | 19 | 9 | 14 | 10 | 6 | 9 | 12 | 12 | 9 | 11 | 83 | ▲ | 136 |
| Other Criminally Related Matters | 2024 | 4 | 7 | 5 | 4 | 2 | 6 | 5 | - | - | - | - | - | 33 | 50% | 33 |
| | 2023 | 4 | 5 | 3 | 2 | 1 | 5 | 2 | 4 | 7 | 5 | 2 | 2 | 22 | ▲ | 42 |
| Probates/Wills & Trusts - Level 1 | 2024 | - | - | - | - | - | - | 1 | - | - | - | - | - | 1 | -50% | 1 |
| | 2023 | - | - | - | - | - | 1 | 1 | - | - | - | - | - | 2 | ▼ | 2 |
| Probates/Wills & Trusts - Level 2 | 2024 | 2 | 2 | 2 | 1 | 2 | 1 | 3 | - | - | - | - | - | 13 | 63% | 13 |
| | 2023 | - | 3 | 1 | 1 | 1 | 1 | 1 | 2 | - | 1 | 2 | 2 | 8 | ▲ | 15 |
| Protective Orders | 2024 | 1 | - | - | - | - | - | - | - | - | - | - | - | 1 | 1 | 1 |
| | 2023 | - | - | - | - | - | - | - | - | - | - | - | - | 0 | ↔ | 0 |
| Uncontested Divorce | 2024 | 9 | 17 | 10 | 7 | 9 | 6 | 5 | - | - | - | - | - | 63 | -14% | 63 |
| | 2023 | 9 | 11 | 7 | 16 | 9 | 13 | 8 | 8 | 2 | 8 | 19 | 11 | 73 | ▼ | 121 |

This report reflects data in the case management system. Numbers will update accordingly as reports are refreshed and posted.

| Dashboard | | Monthly Filings Summary | | Jan --- Jul Filings | |
|--|---|-------------------------|--|---------------------|--|
| <p>Court: Nelson Circuit Start/End Date: Jan-23 / Jul-24 2023 Average Month: 93 Jan-Jul 2023: 641 Filings Trending: ▲</p> | <p>Circuit/Court ID: 24 224125 Type of Case: Filings 2024 Average Month: 111 Jan-Jul 2024 : 774 Overall AVG. Month: 99</p> | | | | |

| Filings by Division | | | | | | | | | | | | | | | | |
|----------------------------------|------|-----|-----|-----|-----|-----|-----|-----|-----|-----|-----|-----|-----|----------|----------|-------|
| Divisions | | Jan | Feb | Mar | Apr | May | Jun | Jul | Aug | Sep | Oct | Nov | Dec | Thru Jul | % Change | Total |
| Total | 2024 | 96 | 154 | 83 | 105 | 97 | 145 | 94 | - | - | - | - | - | 774 | 21% | 774 |
| | 2023 | 85 | 88 | 162 | 66 | 112 | 58 | 70 | 69 | 119 | 122 | 101 | 64 | 641 | ▲ | 1,116 |
| Civil | 2024 | 9 | 16 | 7 | 9 | 9 | 13 | 9 | - | - | - | - | - | 72 | -8% | 72 |
| | 2023 | 5 | 13 | 12 | 13 | 12 | 18 | 5 | 4 | 10 | 8 | 5 | 5 | 78 | ▼ | 110 |
| Criminal | 2024 | 25 | 92 | 31 | 57 | 50 | 103 | 58 | - | - | - | - | - | 416 | 39% | 416 |
| | 2023 | 26 | 41 | 98 | 29 | 60 | 12 | 34 | 33 | 72 | 78 | 56 | 20 | 300 | ▲ | 559 |
| Concealed Handgun Permits | 2024 | 40 | 36 | 40 | 30 | 28 | 20 | 21 | - | - | - | - | - | 215 | 4% | 215 |
| | 2023 | 47 | 30 | 38 | 18 | 34 | 17 | 22 | 25 | 26 | 29 | 31 | 32 | 206 | ▲ | 349 |
| Miscellaneous/ Other | 2024 | 22 | 10 | 5 | 9 | 10 | 9 | 6 | - | - | - | - | - | 71 | 25% | 71 |
| | 2023 | 7 | 4 | 14 | 6 | 6 | 11 | 9 | 7 | 11 | 6 | 9 | 6 | 57 | ▲ | 96 |
| Others | 2024 | - | - | - | - | - | - | - | - | - | - | - | - | 0 | 0 | 0 |
| | 2023 | - | - | - | - | - | - | - | - | - | - | 1 | - | 1 | 0 | ↔ |

| Filings by Case Category | | | | | | | | | | | | | | | | |
|--|------|-----|-----|-----|-----|-----|-----|-----|-----|-----|-----|-----|-----|----------|----------|-------|
| Case Categories | | Jan | Feb | Mar | Apr | May | Jun | Jul | Aug | Sep | Oct | Nov | Dec | Thru Jul | % Change | Total |
| Administrative Law | 2024 | - | 1 | - | - | - | - | - | - | - | - | - | - | 1 | 0% | 1 |
| | 2023 | 1 | - | - | - | - | - | - | - | - | - | 1 | - | 1 | ↔ | 3 |
| Capital Murder | 2024 | 1 | - | - | - | - | - | - | - | - | - | - | - | 1 | 1 | 1 |
| | 2023 | - | - | - | - | - | - | - | - | - | - | - | - | - | 0 | ↔ |
| Contested Divorce | 2024 | 2 | - | 2 | 3 | 2 | 2 | - | - | - | - | - | - | 11 | 38% | 11 |
| | 2023 | - | 2 | 2 | - | 1 | 1 | 2 | - | - | 1 | - | - | 8 | ▲ | 9 |
| Domestic and Family - Level 1 | 2024 | 2 | 1 | - | - | 1 | 2 | 4 | - | - | - | - | - | 10 | -23% | 10 |
| | 2023 | 1 | 2 | 1 | 5 | 2 | 2 | - | - | 1 | 3 | 1 | - | 13 | ▼ | 18 |
| Domestic and Family - Level 2 | 2024 | - | - | - | - | - | - | - | - | - | - | - | - | 0 | -100% | 0 |
| | 2023 | - | - | - | 1 | - | 1 | - | 1 | - | - | - | - | 2 | ▼ | 3 |
| Felonies and Related Matters | 2024 | 15 | 37 | 29 | 43 | 32 | 30 | 27 | - | - | - | - | - | 213 | 18% | 213 |
| | 2023 | 14 | 24 | 65 | 10 | 37 | 10 | 20 | 19 | 32 | 61 | 46 | 10 | 180 | ▲ | 348 |
| General Civil - Level 1 | 2024 | - | - | - | - | - | - | - | - | - | - | - | - | 0 | -100% | 0 |
| | 2023 | - | - | - | 1 | - | - | - | - | 1 | - | - | - | 1 | ▼ | 2 |
| General Civil - Level 2 | 2024 | 4 | 7 | 1 | 3 | 5 | 3 | 3 | - | - | - | - | - | 26 | 30% | 26 |
| | 2023 | 2 | 6 | 1 | 2 | - | 7 | 2 | 1 | 2 | 2 | 2 | 1 | 20 | ▲ | 28 |
| General Civil - Level 3 | 2024 | 5 | 5 | 3 | - | 1 | 1 | 1 | - | - | - | - | - | 16 | 7% | 16 |
| | 2023 | 2 | 1 | 2 | 2 | 4 | 3 | 1 | - | 2 | - | 1 | 2 | 15 | ▲ | 20 |
| Miscellaneous Civil | 2024 | 56 | 45 | 45 | 39 | 36 | 28 | 27 | - | - | - | - | - | 276 | 7% | 276 |
| | 2023 | 51 | 34 | 52 | 24 | 40 | 28 | 30 | 32 | 34 | 35 | 39 | 38 | 259 | ▲ | 437 |
| Misdemeanor | 2024 | 8 | 25 | 2 | 13 | 10 | 66 | 30 | - | - | - | - | - | 154 | 73% | 154 |
| | 2023 | 11 | 16 | 19 | 10 | 21 | 2 | 10 | 8 | 15 | 11 | 4 | 5 | 89 | ▲ | 132 |
| Other | 2024 | - | - | - | - | - | 1 | - | - | - | - | - | - | 1 | -80% | 1 |
| | 2023 | 1 | 1 | 1 | - | 1 | 1 | - | - | 1 | 1 | - | 1 | 5 | ▼ | 8 |
| Other Criminally Related Matters | 2024 | 1 | 30 | - | 1 | 8 | 7 | 1 | - | - | - | - | - | 48 | 45% | 48 |
| | 2023 | 1 | 1 | 15 | 9 | 2 | - | 5 | 6 | 25 | 6 | 6 | 5 | 33 | ▲ | 81 |
| Probates/Wills & Trusts - Level 1 | 2024 | - | - | - | - | - | - | - | - | - | - | - | - | 0 | -100% | 0 |
| | 2023 | - | - | - | 1 | - | - | - | - | - | - | 1 | - | 1 | ▼ | 2 |
| Probates/Wills & Trusts - Level 2 | 2024 | - | - | - | 1 | 1 | 1 | - | - | - | - | - | - | 3 | 50% | 3 |
| | 2023 | - | - | 1 | 1 | - | - | - | - | 1 | 1 | - | - | 2 | ▲ | 4 |
| Uncontested Divorce | 2024 | 2 | 3 | 1 | 2 | 1 | 4 | 1 | - | - | - | - | - | 14 | 17% | 14 |
| | 2023 | 1 | 1 | 3 | - | 4 | 3 | - | 2 | 5 | - | 1 | 1 | 12 | ▲ | 21 |

This report reflects data in the case management system. Numbers will update accordingly as reports are refreshed and posted.

CPSS-CCMS-10.01 CASELOAD STATISTICS OF THE CIRCUIT COURTS

Lynchburg

January 2023 -- July 2024 Filings

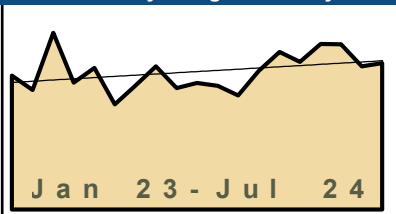
Alexandria and Fairfax Circuit are not Included in State Totals

Dashboard

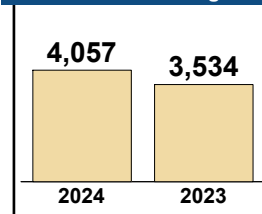
Court: Lynchburg Circuit
Start/End Date: Jan-23 / Jul-24
2023 Average Month: 494
Jan-Jul 2023: 3,534
Filings Trending: ▲

Circuit/Court ID: 24 224680
Type of Case: Filings
2024 Average Month: 580
Jan-Jul 2024 : 4,057
Overall AVG. Month: 526

Monthly Filings Summary



Jan --- Jul Filings



Filings by Division

| Divisions | Jan | Feb | Mar | Apr | May | Jun | Jul | Aug | Sep | Oct | Nov | Dec | Thru Jul | % Change | Total | |
|----------------------------------|------|-----|-----|-----|-----|-----|-----|-----|-----|-----|-----|-----|----------|----------|-------|-------|
| Total | 2024 | 528 | 601 | 563 | 631 | 630 | 546 | 558 | - | - | - | - | - | 4,057 | 15% | 4,057 |
| | 2023 | 510 | 455 | 673 | 483 | 540 | 401 | 472 | 546 | 463 | 482 | 471 | 435 | 3,534 | ▲ | 5,931 |
| Civil | 2024 | 65 | 135 | 95 | 97 | 144 | 112 | 63 | - | - | - | - | - | 711 | 31% | 711 |
| | 2023 | 62 | 66 | 90 | 63 | 135 | 60 | 66 | 108 | 71 | 59 | 67 | 99 | 542 | ▲ | 946 |
| Criminal | 2024 | 267 | 243 | 247 | 330 | 240 | 228 | 300 | - | - | - | - | - | 1,855 | 14% | 1,855 |
| | 2023 | 258 | 185 | 324 | 205 | 207 | 192 | 251 | 262 | 234 | 263 | 213 | 181 | 1,622 | ▲ | 2,775 |
| Concealed Handgun Permits | 2024 | 83 | 94 | 75 | 83 | 72 | 48 | 64 | - | - | - | - | - | 519 | -19% | 519 |
| | 2023 | 82 | 88 | 130 | 103 | 91 | 73 | 73 | 70 | 65 | 70 | 85 | 65 | 640 | ▼ | 995 |
| Miscellaneous/Other | 2024 | 112 | 129 | 146 | 120 | 174 | 158 | 131 | - | - | - | - | - | 970 | 33% | 970 |
| | 2023 | 108 | 115 | 129 | 111 | 107 | 76 | 81 | 105 | 93 | 89 | 106 | 89 | 727 | ▲ | 1,209 |
| Others | 2024 | 1 | - | - | 1 | - | - | - | - | - | - | - | - | 2 | -33% | 2 |
| | 2023 | - | 1 | - | 1 | - | - | 1 | 1 | - | 1 | - | 1 | 3 | ▼ | 6 |

Filings by Case Category

| Case Categories | Jan | Feb | Mar | Apr | May | Jun | Jul | Aug | Sep | Oct | Nov | Dec | Thru Jul | % Change | Total | |
|--|------|-----|-----|-----|-----|-----|-----|-----|-----|-----|-----|-----|----------|----------|-------|-------|
| Administrative Law | 2024 | - | - | - | 1 | - | - | - | - | - | - | - | - | 1 | 0% | 1 |
| | 2023 | - | - | 1 | - | - | - | - | - | 1 | 1 | 1 | 1 | 1 | ↔ | 4 |
| Capital Murder | 2024 | - | 2 | - | 2 | - | - | - | - | - | - | - | - | 4 | 33% | 4 |
| | 2023 | - | - | - | - | - | 3 | - | - | - | - | - | - | 3 | ▲ | 3 |
| Contested Divorce | 2024 | 4 | 5 | 4 | 8 | 6 | 5 | 3 | - | - | - | - | - | 35 | -38% | 35 |
| | 2023 | 7 | 7 | 10 | 7 | 11 | 7 | 7 | 6 | 4 | 7 | 9 | 9 | 56 | ▼ | 91 |
| Domestic and Family - Level 1 | 2024 | 2 | 74 | 22 | 24 | 69 | 39 | 15 | - | - | - | - | - | 245 | 42% | 245 |
| | 2023 | 19 | 15 | 35 | 9 | 69 | 12 | 14 | 28 | 21 | 13 | 22 | 47 | 173 | ▲ | 304 |
| Domestic and Family - Level 2 | 2024 | 3 | 4 | 4 | 3 | 2 | 4 | 2 | - | - | - | - | - | 22 | -19% | 22 |
| | 2023 | 2 | 2 | 5 | 6 | 4 | 4 | 4 | 4 | 3 | 2 | 4 | 3 | 27 | ▼ | 43 |
| Felonies and Related Matters | 2024 | 161 | 116 | 151 | 231 | 125 | 118 | 194 | - | - | - | - | - | 1,096 | 14% | 1,096 |
| | 2023 | 149 | 93 | 207 | 127 | 113 | 113 | 161 | 165 | 144 | 152 | 124 | 109 | 963 | ▲ | 1,657 |
| General Civil - Level 1 | 2024 | - | 4 | 2 | 1 | 4 | 2 | 1 | - | - | - | - | - | 14 | 40% | 14 |
| | 2023 | 2 | 2 | 1 | 1 | 1 | 1 | 2 | 1 | 1 | 1 | 3 | 1 | 10 | ▲ | 17 |
| General Civil - Level 2 | 2024 | 15 | 13 | 21 | 26 | 13 | 18 | 14 | - | - | - | - | - | 120 | 28% | 120 |
| | 2023 | 12 | 14 | 14 | 15 | 14 | 10 | 15 | 18 | 9 | 16 | 11 | 12 | 94 | ▲ | 160 |
| General Civil - Level 3 | 2024 | 15 | 17 | 20 | 12 | 13 | 18 | 8 | - | - | - | - | - | 103 | 84% | 103 |
| | 2023 | 5 | 11 | 8 | 7 | 10 | 11 | 4 | 9 | 2 | 6 | 4 | 6 | 56 | ▲ | 83 |
| Miscellaneous Civil | 2024 | 111 | 140 | 128 | 123 | 156 | 90 | 108 | - | - | - | - | - | 856 | -2% | 856 |
| | 2023 | 114 | 119 | 181 | 132 | 125 | 97 | 109 | 111 | 108 | 105 | 124 | 95 | 877 | ▼ | 1,420 |
| Misdemeanor | 2024 | 97 | 95 | 78 | 81 | 115 | 100 | 84 | - | - | - | - | - | 650 | 25% | 650 |
| | 2023 | 95 | 77 | 103 | 54 | 71 | 55 | 64 | 83 | 81 | 98 | 76 | 59 | 519 | ▲ | 916 |
| Other | 2024 | 80 | 81 | 93 | 78 | 92 | 116 | 82 | - | - | - | - | - | 622 | 30% | 622 |
| | 2023 | 75 | 83 | 79 | 81 | 68 | 49 | 43 | 62 | 51 | 52 | 64 | 61 | 478 | ▲ | 768 |
| Other Criminally Related Matters | 2024 | 17 | 31 | 19 | 21 | 17 | 15 | 30 | - | - | - | - | - | 150 | 0% | 150 |
| | 2023 | 16 | 15 | 15 | 24 | 29 | 26 | 25 | 29 | 27 | 18 | 15 | 13 | 150 | ↔ | 252 |
| Probates/Wills & Trusts - Level 1 | 2024 | - | 2 | - | - | - | - | - | - | - | - | - | - | 2 | 2 | 2 |
| | 2023 | - | - | - | - | - | - | - | 1 | - | - | - | 1 | 0 | ↔ | 2 |
| Probates/Wills & Trusts - Level 2 | 2024 | 3 | 3 | 2 | 3 | 3 | 2 | - | - | - | - | - | - | 16 | 0% | 16 |
| | 2023 | 1 | 1 | 2 | 2 | 3 | 1 | 6 | 2 | 2 | 1 | 2 | 1 | 16 | ↔ | 24 |
| Protective Orders | 2024 | - | - | - | - | - | - | - | - | - | - | - | - | 0 | -100% | 0 |
| | 2023 | - | - | - | - | - | 2 | - | - | - | - | - | - | 2 | ▼ | 2 |
| Uncontested Divorce | 2024 | 20 | 14 | 19 | 18 | 14 | 19 | 17 | - | - | - | - | - | 121 | 11% | 121 |
| | 2023 | 13 | 16 | 12 | 18 | 22 | 15 | 13 | 27 | 10 | 10 | 12 | 17 | 109 | ▲ | 185 |

This report reflects data in the case management system. Numbers will update accordingly as reports are refreshed and posted.

CPSS-CCMS-10.01 CASELOAD STATISTICS OF THE CIRCUIT COURTS

Allegheny

January 2023 -- July 2024 Filings

Alexandria and Fairfax Circuit are not Included in State Totals

| Dashboard | | Monthly Filings Summary | | Jan --- Jul Filings | |
|--|------------------------------------|-------------------------|--|---------------------|--|
| Court: Allegheny Circuit | Circuit/Court ID: 25 225005 | | | | |
| Start/End Date: Jan-23 / Jul-24 | Type of Case: Filings | | | | |
| 2023 Average Month: 159 | 2024 Average Month: 155 | | | | |
| Jan-Jul 2023: 1,212 | Jan-Jul 2024 : 1,087 | | | | |
| Filings Trending: ▼ | Overall AVG. Month: 157 | | | | |

| Filings by Division | | | | | | | | | | | | | | | | |
|----------------------------------|------|-----|-----|-----|-----|-----|-----|-----|-----|-----|-----|-----|-----|----------|----------|-------|
| Divisions | | Jan | Feb | Mar | Apr | May | Jun | Jul | Aug | Sep | Oct | Nov | Dec | Thru Jul | % Change | Total |
| Total | 2024 | 140 | 129 | 146 | 216 | 120 | 114 | 222 | - | - | - | - | - | 1,087 | -10% | 1,087 |
| | 2023 | 165 | 124 | 177 | 228 | 185 | 160 | 173 | 178 | 90 | 199 | 102 | 122 | 1,212 | ▼ | 1,903 |
| Civil | 2024 | 5 | 7 | 10 | 8 | 14 | 17 | 9 | - | - | - | - | - | 70 | -49% | 70 |
| | 2023 | 9 | 13 | 26 | 11 | 16 | 34 | 28 | 15 | 6 | 11 | 14 | 12 | 137 | ▼ | 195 |
| Criminal | 2024 | 89 | 72 | 78 | 164 | 65 | 78 | 153 | - | - | - | - | - | 699 | 6% | 699 |
| | 2023 | 83 | 52 | 63 | 162 | 117 | 88 | 97 | 101 | 46 | 119 | 44 | 60 | 662 | ▲ | 1,032 |
| Concealed Handgun Permits | 2024 | 38 | 37 | 47 | 29 | 33 | 15 | 41 | - | - | - | - | - | 240 | -29% | 240 |
| | 2023 | 64 | 47 | 71 | 47 | 42 | 28 | 37 | 44 | 28 | 50 | 35 | 33 | 336 | ▼ | 526 |
| Miscellaneous/ Other | 2024 | 8 | 13 | 11 | 14 | 8 | 4 | 19 | - | - | - | - | - | 77 | 3% | 77 |
| | 2023 | 9 | 11 | 16 | 8 | 10 | 10 | 11 | 18 | 10 | 19 | 9 | 17 | 75 | ▲ | 148 |
| Others | 2024 | - | - | - | 1 | - | - | - | - | - | - | - | - | 1 | -50% | 1 |
| | 2023 | - | 1 | 1 | - | - | - | - | - | - | - | - | - | 2 | ▼ | 2 |

| Filings by Case Category | | | | | | | | | | | | | | | | |
|--|------|-----|-----|-----|-----|-----|-----|-----|-----|-----|-----|-----|-----|----------|----------|-------|
| Case Categories | | Jan | Feb | Mar | Apr | May | Jun | Jul | Aug | Sep | Oct | Nov | Dec | Thru Jul | % Change | Total |
| Administrative Law | 2024 | - | - | - | - | - | - | 1 | - | - | - | - | - | 1 | 1 | 1 |
| | 2023 | - | - | - | - | - | - | - | - | - | 1 | - | - | 0 | ↔ | 1 |
| Capital Murder | 2024 | - | - | - | 1 | - | - | - | - | - | - | - | - | 1 | 1 | 1 |
| | 2023 | - | - | - | - | - | - | - | - | - | - | - | - | 0 | ↔ | 0 |
| Contested Divorce | 2024 | - | 2 | 2 | - | 2 | 3 | 2 | - | - | - | - | - | 11 | -21% | 11 |
| | 2023 | 1 | - | 3 | - | 3 | 1 | 6 | 4 | 1 | - | 1 | 1 | 14 | ▼ | 21 |
| Domestic and Family - Level 1 | 2024 | 1 | - | - | - | 1 | - | 2 | - | - | - | - | - | 4 | -75% | 4 |
| | 2023 | 1 | 3 | 1 | 1 | - | 3 | 7 | 2 | - | - | - | 1 | 16 | ▼ | 19 |
| Domestic and Family - Level 2 | 2024 | 1 | 1 | 1 | 1 | 1 | - | - | - | - | - | - | - | 5 | -29% | 5 |
| | 2023 | 1 | 3 | 1 | - | - | - | 2 | - | 1 | 1 | - | - | 7 | ▼ | 9 |
| Felonies and Related Matters | 2024 | 53 | 46 | 50 | 124 | 43 | 54 | 118 | - | - | - | - | - | 488 | 1% | 488 |
| | 2023 | 48 | 27 | 49 | 146 | 81 | 54 | 78 | 71 | 34 | 88 | 31 | 32 | 483 | ▲ | 739 |
| General Civil - Level 1 | 2024 | - | - | - | - | - | - | - | - | - | - | - | - | 0 | -100% | 0 |
| | 2023 | - | - | 2 | 1 | - | 1 | 1 | - | - | - | 1 | - | 5 | ▼ | 6 |
| General Civil - Level 2 | 2024 | 2 | 1 | 3 | 1 | 3 | 2 | - | - | - | - | - | - | 12 | -20% | 12 |
| | 2023 | 1 | 2 | 3 | 3 | 3 | 2 | 1 | 1 | 2 | 4 | - | 2 | 15 | ▼ | 24 |
| General Civil - Level 3 | 2024 | 1 | - | 2 | - | - | 7 | 1 | - | - | - | - | - | 11 | -65% | 11 |
| | 2023 | 1 | - | 1 | - | 6 | 19 | 4 | 2 | - | 2 | 3 | 4 | 31 | ▼ | 42 |
| Miscellaneous Civil | 2024 | 44 | 50 | 57 | 42 | 40 | 19 | 60 | - | - | - | - | - | 312 | -23% | 312 |
| | 2023 | 72 | 58 | 86 | 54 | 51 | 37 | 46 | 61 | 37 | 63 | 43 | 48 | 404 | ▼ | 656 |
| Misdemeanor | 2024 | 33 | 18 | 24 | 38 | 15 | 19 | 28 | - | - | - | - | - | 175 | 4% | 175 |
| | 2023 | 34 | 21 | 11 | 15 | 34 | 34 | 19 | 25 | 10 | 27 | 10 | 27 | 168 | ▲ | 267 |
| Other | 2024 | 1 | - | - | 1 | - | 1 | - | - | - | - | - | - | 3 | -57% | 3 |
| | 2023 | - | 2 | 3 | 1 | 1 | - | - | - | - | 1 | - | - | 7 | ▼ | 8 |
| Other Criminally Related Matters | 2024 | 3 | 8 | 4 | 4 | 7 | 5 | 7 | - | - | - | - | - | 38 | 217% | 38 |
| | 2023 | 1 | 4 | 3 | 1 | 2 | 1 | - | 5 | 2 | 4 | 3 | 1 | 12 | ▲ | 27 |
| Probates/Wills & Trusts - Level 1 | 2024 | - | - | - | - | 1 | - | - | - | - | - | - | - | 1 | 1 | 1 |
| | 2023 | - | - | - | - | - | - | - | - | - | - | - | - | 0 | ↔ | 0 |
| Probates/Wills & Trusts - Level 2 | 2024 | - | 2 | - | 1 | 1 | - | 2 | - | - | - | - | - | 6 | -45% | 6 |
| | 2023 | 1 | 2 | 5 | 1 | - | 2 | - | 1 | - | - | 5 | 1 | 11 | ▼ | 18 |
| Protective Orders | 2024 | - | - | - | - | - | 1 | - | - | - | - | - | - | 1 | 1 | 1 |
| | 2023 | - | - | - | - | - | - | - | - | - | - | - | - | 0 | ↔ | 0 |
| Uncontested Divorce | 2024 | 1 | 1 | 3 | 3 | 6 | 3 | 1 | - | - | - | - | - | 18 | -54% | 18 |
| | 2023 | 4 | 2 | 9 | 5 | 4 | 6 | 9 | 6 | 3 | 7 | 6 | 5 | 39 | ▼ | 66 |

This report reflects data in the case management system. Numbers will update accordingly as reports are refreshed and posted.

| Dashboard | | Monthly Filings Summary | | Jan --- Jul Filings | |
|--|------------------------------------|-------------------------|--|---------------------|--|
| Court: Augusta Circuit | Circuit/Court ID: 25 225015 | | | | |
| Start/End Date: Jan-23 / Jul-24 | Type of Case: Filings | | | | |
| 2023 Average Month: 458 | 2024 Average Month: 498 | | | | |
| Jan-Jul 2023: 3,364 | Jan-Jul 2024 : 3,483 | | | | |
| Filings Trending: ▲ | Overall AVG. Month: 472 | | | | |

| Filings by Division | | | | | | | | | | | | | | | | |
|----------------------------------|------|-----|-----|-----|-----|-----|-----|-----|-----|-----|-----|-----|-----|----------|----------|-------|
| Divisions | | Jan | Feb | Mar | Apr | May | Jun | Jul | Aug | Sep | Oct | Nov | Dec | Thru Jul | % Change | Total |
| Total | 2024 | 517 | 554 | 602 | 537 | 418 | 381 | 474 | - | - | - | - | - | 3,483 | 4% | 3,483 |
| | 2023 | 532 | 534 | 559 | 448 | 472 | 427 | 392 | 417 | 395 | 459 | 437 | 420 | 3,364 | ▲ | 5,492 |
| Civil | 2024 | 42 | 56 | 46 | 58 | 50 | 57 | 45 | - | - | - | - | - | 354 | 5% | 354 |
| | 2023 | 52 | 65 | 48 | 39 | 57 | 39 | 36 | 56 | 26 | 57 | 50 | 45 | 336 | ▲ | 570 |
| Criminal | 2024 | 196 | 202 | 251 | 190 | 142 | 135 | 222 | - | - | - | - | - | 1,338 | 18% | 1,338 |
| | 2023 | 170 | 141 | 174 | 173 | 169 | 169 | 136 | 171 | 168 | 181 | 166 | 140 | 1,132 | ▲ | 1,958 |
| Concealed Handgun Permits | 2024 | 171 | 211 | 236 | 195 | 137 | 121 | 117 | - | - | - | - | - | 1,188 | -8% | 1,188 |
| | 2023 | 219 | 241 | 235 | 170 | 164 | 126 | 132 | 126 | 132 | 139 | 155 | 140 | 1,287 | ▼ | 1,979 |
| Miscellaneous/ Other | 2024 | 97 | 77 | 63 | 89 | 85 | 61 | 88 | - | - | - | - | - | 560 | -6% | 560 |
| | 2023 | 89 | 86 | 100 | 63 | 81 | 91 | 88 | 60 | 69 | 82 | 60 | 91 | 598 | ▼ | 960 |
| Others | 2024 | 11 | 8 | 6 | 5 | 4 | 7 | 2 | - | - | - | - | - | 43 | 291% | 43 |
| | 2023 | 2 | 1 | 2 | 3 | 1 | 2 | - | 4 | - | - | 6 | 4 | 11 | ▲ | 25 |

| Filings by Case Category | | | | | | | | | | | | | | | | |
|--|------|-----|-----|-----|-----|-----|-----|-----|-----|-----|-----|-----|-----|----------|----------|-------|
| Case Categories | | Jan | Feb | Mar | Apr | May | Jun | Jul | Aug | Sep | Oct | Nov | Dec | Thru Jul | % Change | Total |
| Administrative Law | 2024 | - | 1 | - | - | - | - | - | - | - | - | - | - | 1 | -67% | 1 |
| | 2023 | 1 | 1 | 1 | - | - | - | - | 1 | 4 | - | 4 | - | 3 | ▼ | 12 |
| Capital Murder | 2024 | 1 | - | - | - | - | - | - | - | - | - | - | - | 1 | 1 | 1 |
| | 2023 | - | - | - | - | - | - | - | - | - | - | - | - | 0 | ↔ | 0 |
| Contested Divorce | 2024 | 5 | 6 | 8 | 5 | 6 | 2 | 3 | - | - | - | - | - | 35 | -17% | 35 |
| | 2023 | 6 | 9 | 6 | 3 | 6 | 6 | 6 | 8 | 2 | 6 | 2 | 5 | 42 | ▼ | 65 |
| Domestic and Family - Level 1 | 2024 | 6 | 7 | 4 | 9 | 6 | 21 | 6 | - | - | - | - | - | 59 | 69% | 59 |
| | 2023 | 7 | 2 | 1 | 4 | 10 | 5 | 6 | 8 | - | 6 | 2 | 14 | 35 | ▲ | 65 |
| Domestic and Family - Level 2 | 2024 | 7 | 5 | 7 | 8 | 12 | 6 | 5 | - | - | - | - | - | 50 | -12% | 50 |
| | 2023 | 1 | 37 | 4 | 4 | 6 | 2 | 3 | 5 | 2 | 6 | 6 | 5 | 57 | ▼ | 81 |
| Felonies and Related Matters | 2024 | 142 | 145 | 209 | 143 | 109 | 94 | 180 | - | - | - | - | - | 1,022 | 33% | 1,022 |
| | 2023 | 107 | 100 | 113 | 114 | 136 | 106 | 90 | 119 | 110 | 104 | 129 | 92 | 766 | ▲ | 1,320 |
| General Civil - Level 1 | 2024 | - | - | - | - | 1 | 1 | - | - | - | - | - | - | 2 | -33% | 2 |
| | 2023 | - | - | 2 | - | 1 | - | - | - | - | - | - | - | 3 | ▼ | 3 |
| General Civil - Level 2 | 2024 | 7 | 10 | 4 | 7 | 7 | 5 | 14 | - | - | - | - | - | 54 | 23% | 54 |
| | 2023 | 5 | 4 | 13 | 7 | 7 | 2 | 6 | 10 | 4 | 8 | 6 | 3 | 44 | ▲ | 75 |
| General Civil - Level 3 | 2024 | 4 | 6 | 7 | 11 | 7 | 5 | 1 | - | - | - | - | - | 41 | -15% | 41 |
| | 2023 | 10 | 5 | 5 | 6 | 8 | 7 | 7 | 3 | 4 | 9 | 20 | 6 | 48 | ▼ | 90 |
| Miscellaneous Civil | 2024 | 195 | 247 | 261 | 247 | 163 | 154 | 152 | - | - | - | - | - | 1,419 | -8% | 1,419 |
| | 2023 | 247 | 278 | 285 | 201 | 202 | 167 | 167 | 154 | 168 | 177 | 181 | 164 | 1,547 | ▼ | 2,391 |
| Misdemeanor | 2024 | 49 | 55 | 40 | 44 | 29 | 34 | 35 | - | - | - | - | - | 286 | -12% | 286 |
| | 2023 | 60 | 34 | 56 | 50 | 29 | 53 | 43 | 49 | 53 | 73 | 34 | 47 | 325 | ▼ | 581 |
| Other | 2024 | 85 | 49 | 42 | 38 | 58 | 32 | 51 | - | - | - | - | - | 355 | 6% | 355 |
| | 2023 | 60 | 49 | 49 | 32 | 42 | 52 | 51 | 35 | 31 | 40 | 39 | 71 | 335 | ▲ | 551 |
| Other Criminally Related Matters | 2024 | 5 | 3 | 3 | 3 | 4 | 10 | 7 | - | - | - | - | - | 35 | -19% | 35 |
| | 2023 | 4 | 7 | 5 | 9 | 4 | 10 | 4 | 4 | 5 | 6 | 3 | 1 | 43 | ▼ | 62 |
| Probates/Wills & Trusts - Level 1 | 2024 | - | - | - | 1 | - | 2 | - | - | - | - | - | - | 3 | 3 | 3 |
| | 2023 | - | - | - | - | - | - | - | - | 1 | - | - | - | 0 | ↔ | 2 |
| Probates/Wills & Trusts - Level 2 | 2024 | - | 5 | 2 | 3 | 1 | 2 | 5 | - | - | - | - | - | 18 | -14% | 18 |
| | 2023 | 6 | 1 | 4 | 1 | 6 | 1 | 2 | 5 | 3 | 4 | 3 | 4 | 21 | ▼ | 40 |
| Uncontested Divorce | 2024 | 11 | 15 | 15 | 18 | 15 | 13 | 15 | - | - | - | - | - | 102 | 7% | 102 |
| | 2023 | 18 | 7 | 15 | 17 | 15 | 16 | 7 | 16 | 8 | 20 | 8 | 7 | 95 | ▲ | 154 |

| Dashboard | Monthly Filings Summary | Jan --- Jul Filings |
|--|-------------------------|--------------------------------|
| <p>Court: Bath Circuit Start/End Date: Jan-23 / Jul-24 2023 Average Month: 30 Jan-Jul 2023: 223 Filings Trending: ▼</p> <p>Circuit/Court ID: 25 225017 Type of Case: Filings 2024 Average Month:23 Jan-Jul 2024 : 164 Overall AVG. Month: 27</p> | <p>Jan 23 - Jul 24</p> | <p>2024: 164 2023: 223</p> |

| Filings by Division | | | | | | | | | | | | | | | | |
|----------------------------------|------|-----|-----|-----|-----|-----|-----|-----|-----|-----|-----|-----|-----|----------|----------|-------|
| Divisions | | Jan | Feb | Mar | Apr | May | Jun | Jul | Aug | Sep | Oct | Nov | Dec | Thru Jul | % Change | Total |
| Total | 2024 | 28 | 17 | 11 | 28 | 19 | 36 | 25 | - | - | - | - | - | 164 | -26% | 164 |
| | 2023 | 50 | 23 | 29 | 41 | 21 | 19 | 40 | 32 | 29 | 17 | 22 | 34 | 223 | ▼ | 357 |
| Civil | 2024 | 1 | 2 | - | 4 | 1 | 2 | 1 | - | - | - | - | - | 11 | 0% | 11 |
| | 2023 | 1 | - | 2 | 3 | 2 | 3 | - | 2 | 1 | 1 | - | 6 | 11 | ↔ | 21 |
| Criminal | 2024 | 19 | 4 | 1 | 8 | 1 | 26 | 16 | - | - | - | - | - | 75 | 15% | 75 |
| | 2023 | 27 | 7 | 1 | 20 | 1 | - | 9 | 9 | 15 | 4 | 3 | 6 | 65 | ▲ | 102 |
| Concealed Handgun Permits | 2024 | 7 | 10 | 8 | 13 | 15 | 8 | 7 | - | - | - | - | - | 68 | -45% | 68 |
| | 2023 | 19 | 16 | 23 | 13 | 12 | 12 | 28 | 17 | 10 | 12 | 18 | 18 | 123 | ▼ | 198 |
| Miscellaneous/ Other | 2024 | 1 | 1 | 2 | 3 | 2 | - | 1 | - | - | - | - | - | 10 | -58% | 10 |
| | 2023 | 3 | - | 3 | 5 | 6 | 4 | 3 | 4 | 3 | - | 1 | 4 | 24 | ▼ | 36 |

| Filings by Case Category | | | | | | | | | | | | | | | | |
|--|------|-----|-----|-----|-----|-----|-----|-----|-----|-----|-----|-----|-----|----------|----------|-------|
| Case Categories | | Jan | Feb | Mar | Apr | May | Jun | Jul | Aug | Sep | Oct | Nov | Dec | Thru Jul | % Change | Total |
| Contested Divorce | 2024 | - | - | - | 1 | - | - | - | - | - | - | - | - | 1 | -50% | 1 |
| | 2023 | - | - | - | - | 1 | 1 | - | - | 1 | - | - | 1 | 2 | ▼ | 4 |
| Domestic and Family - Level 1 | 2024 | - | 1 | - | - | - | 1 | - | - | - | - | - | - | 2 | 0% | 2 |
| | 2023 | - | - | 2 | - | - | - | - | - | - | - | - | - | 2 | ↔ | 2 |
| Domestic and Family - Level 2 | 2024 | - | - | - | - | - | - | - | - | - | - | - | - | 0 | -100% | 0 |
| | 2023 | - | - | - | - | - | 1 | - | - | - | - | - | - | 1 | ▼ | 1 |
| Felonies and Related Matters | 2024 | 15 | 3 | 1 | 8 | - | 23 | 13 | - | - | - | - | - | 63 | 15% | 63 |
| | 2023 | 25 | 5 | 1 | 20 | 1 | - | 3 | 4 | 13 | 2 | 2 | 5 | 55 | ▲ | 81 |
| General Civil - Level 1 | 2024 | - | - | - | - | - | - | - | - | - | - | - | - | 0 | -100% | 0 |
| | 2023 | 1 | - | - | - | - | - | - | - | - | - | - | - | 1 | ▼ | 1 |
| General Civil - Level 2 | 2024 | - | 1 | 1 | 2 | - | - | 2 | - | - | - | - | - | 6 | -25% | 6 |
| | 2023 | 1 | - | 2 | 2 | - | 2 | 1 | 2 | 1 | 1 | - | 1 | 8 | ▼ | 13 |
| General Civil - Level 3 | 2024 | 1 | - | - | - | - | - | - | - | - | - | - | - | 1 | -67% | 1 |
| | 2023 | - | - | - | - | 1 | 1 | 1 | 1 | - | - | - | 3 | 3 | ▼ | 7 |
| Miscellaneous Civil | 2024 | 7 | 10 | 9 | 14 | 17 | 8 | 7 | - | - | - | - | - | 72 | -47% | 72 |
| | 2023 | 21 | 16 | 24 | 16 | 16 | 14 | 29 | 19 | 12 | 12 | 19 | 21 | 136 | ▼ | 219 |
| Misdemeanor | 2024 | 3 | 1 | - | - | 1 | 3 | 2 | - | - | - | - | - | 10 | 43% | 10 |
| | 2023 | 1 | 2 | - | - | - | - | 4 | 3 | 2 | 2 | 1 | 1 | 7 | ▲ | 16 |
| Other | 2024 | - | - | - | - | - | - | - | - | - | - | - | - | 0 | 0 | 0 |
| | 2023 | - | - | - | - | - | - | - | - | - | - | - | 1 | 0 | ↔ | 1 |
| Other Criminally Related Matters | 2024 | 1 | - | - | - | - | - | 1 | - | - | - | - | - | 2 | -33% | 2 |
| | 2023 | 1 | - | - | - | - | - | - | 2 | 2 | - | - | - | 3 | ▼ | 5 |
| Probates/Wills & Trusts - Level 2 | 2024 | - | - | - | 2 | - | - | - | - | - | - | - | - | 2 | 0% | 2 |
| | 2023 | - | - | - | 2 | - | - | - | - | 1 | - | - | - | 2 | ↔ | 3 |
| Uncontested Divorce | 2024 | 1 | 1 | - | 1 | 1 | 1 | - | - | - | - | - | - | 5 | 67% | 5 |
| | 2023 | - | - | - | 1 | 2 | - | - | - | - | - | - | 1 | 3 | ▲ | 4 |

| Dashboard | | Monthly Filings Summary | | Jan --- Jul Filings | | | | | |
|--|--|---|--|---|--|-------|-------|------|------|
| <p>Court: Botetourt Circuit Start/End Date: Jan-23 / Jul-24 2023 Average Month: 213 Jan-Jul 2023: 1,477 Filings Trending: ▼</p> | <p>Circuit/Court ID: 25 225023 Type of Case: Filings 2024 Average Month: 181 Jan-Jul 2024 : 1,269 Overall AVG. Month: 201</p> | <p style="text-align: center; font-weight: bold; color: white;">Jan 23 - Jul 24</p> | | <table border="1" style="margin: auto;"> <tr> <td style="text-align: center; width: 50px;">1,269</td> <td style="text-align: center; width: 50px;">1,477</td> </tr> <tr> <td style="text-align: center;">2024</td> <td style="text-align: center;">2023</td> </tr> </table> | | 1,269 | 1,477 | 2024 | 2023 |
| 1,269 | 1,477 | | | | | | | | |
| 2024 | 2023 | | | | | | | | |

| Filings by Division | | | | | | | | | | | | | | | | |
|----------------------------------|------|-----|-----|-----|-----|-----|-----|-----|-----|-----|-----|-----|-----|----------|----------|-------|
| Divisions | | Jan | Feb | Mar | Apr | May | Jun | Jul | Aug | Sep | Oct | Nov | Dec | Thru Jul | % Change | Total |
| Total | 2024 | 184 | 161 | 236 | 148 | 171 | 196 | 173 | - | - | - | - | - | 1,269 | -14% | 1,269 |
| | 2023 | 198 | 190 | 347 | 205 | 205 | 175 | 157 | 255 | 199 | 244 | 192 | 184 | 1,477 | ▼ | 2,551 |
| Civil | 2024 | 18 | 22 | 21 | 24 | 17 | 15 | 22 | - | - | - | - | - | 139 | 15% | 139 |
| | 2023 | 18 | 14 | 16 | 19 | 21 | 15 | 18 | 25 | 18 | 23 | 18 | 18 | 121 | ▲ | 223 |
| Criminal | 2024 | 54 | 45 | 114 | 41 | 83 | 100 | 43 | - | - | - | - | - | 480 | -20% | 480 |
| | 2023 | 63 | 48 | 207 | 68 | 89 | 68 | 60 | 114 | 94 | 102 | 81 | 72 | 603 | ▼ | 1,066 |
| Concealed Handgun Permits | 2024 | 93 | 76 | 81 | 67 | 51 | 61 | 82 | - | - | - | - | - | 511 | -13% | 511 |
| | 2023 | 91 | 89 | 92 | 89 | 83 | 72 | 70 | 81 | 68 | 97 | 75 | 68 | 586 | ▼ | 975 |
| Miscellaneous/ Other | 2024 | 19 | 17 | 20 | 16 | 20 | 19 | 26 | - | - | - | - | - | 137 | -18% | 137 |
| | 2023 | 26 | 39 | 32 | 29 | 12 | 20 | 9 | 34 | 19 | 22 | 18 | 26 | 167 | ▼ | 286 |
| Others | 2024 | - | 1 | - | - | - | 1 | - | - | - | - | - | - | 2 | 2 | 2 |
| | 2023 | - | - | - | - | - | - | - | 1 | - | - | - | - | 0 | ↔ | 1 |

| Filings by Case Category | | | | | | | | | | | | | | | | |
|--|------|-----|-----|-----|-----|-----|-----|-----|-----|-----|-----|-----|-----|----------|----------|-------|
| Case Categories | | Jan | Feb | Mar | Apr | May | Jun | Jul | Aug | Sep | Oct | Nov | Dec | Thru Jul | % Change | Total |
| Administrative Law | 2024 | - | - | - | - | - | - | - | - | - | - | - | - | 0 | -100% | 0 |
| | 2023 | - | - | 1 | - | - | - | - | - | 1 | - | - | - | - | 1 | ▼ |
| Capital Murder | 2024 | - | - | - | - | - | - | - | - | - | - | - | - | 0 | -100% | 0 |
| | 2023 | - | - | 1 | - | - | - | - | - | 1 | - | - | - | - | 1 | ▼ |
| Contested Divorce | 2024 | 2 | 4 | 3 | 9 | 1 | 4 | 3 | - | - | - | - | - | 26 | 117% | 26 |
| | 2023 | 1 | 2 | 3 | 1 | 2 | 2 | 1 | 1 | - | 1 | 2 | 1 | 12 | ▲ | 17 |
| Domestic and Family - Level 1 | 2024 | 3 | 2 | 2 | 6 | 2 | 1 | 4 | - | - | - | - | - | 20 | -9% | 20 |
| | 2023 | 1 | 5 | 2 | 5 | 6 | 3 | - | 10 | - | 14 | 6 | 7 | 22 | ▼ | 59 |
| Domestic and Family - Level 2 | 2024 | - | - | 1 | - | - | - | 2 | - | - | - | - | - | 3 | -50% | 3 |
| | 2023 | 1 | - | 1 | 1 | 1 | 1 | 1 | - | 2 | 1 | - | 1 | 6 | ▼ | 10 |
| Felonies and Related Matters | 2024 | 40 | 28 | 93 | 24 | 57 | 80 | 32 | - | - | - | - | - | 354 | -24% | 354 |
| | 2023 | 50 | 34 | 183 | 59 | 55 | 47 | 36 | 95 | 67 | 73 | 55 | 58 | 464 | ▼ | 812 |
| General Civil - Level 1 | 2024 | 2 | - | - | - | - | - | - | - | - | - | - | - | 2 | 2 | 2 |
| | 2023 | - | - | - | - | - | - | - | - | - | - | - | - | 0 | ↔ | 0 |
| General Civil - Level 2 | 2024 | 3 | 4 | 7 | 2 | 7 | 2 | 5 | - | - | - | - | - | 30 | 11% | 30 |
| | 2023 | 2 | 3 | 4 | 3 | 6 | 4 | 5 | 5 | 6 | 3 | 2 | 2 | 27 | ▲ | 45 |
| General Civil - Level 3 | 2024 | 1 | 5 | 3 | 1 | 1 | 1 | 1 | - | - | - | - | - | 13 | 117% | 13 |
| | 2023 | 5 | - | 1 | - | - | - | - | 2 | 4 | 1 | 4 | 6 | 6 | ▲ | 23 |
| Miscellaneous Civil | 2024 | 101 | 86 | 90 | 75 | 62 | 73 | 94 | - | - | - | - | - | 581 | -14% | 581 |
| | 2023 | 99 | 113 | 106 | 110 | 87 | 82 | 75 | 95 | 77 | 106 | 87 | 83 | 672 | ▼ | 1,120 |
| Misdemeanor | 2024 | 9 | 16 | 20 | 11 | 23 | 21 | 5 | - | - | - | - | - | 105 | 7% | 105 |
| | 2023 | 11 | 7 | 16 | 5 | 29 | 17 | 13 | 11 | 20 | 22 | 22 | 12 | 98 | ▲ | 185 |
| Other | 2024 | 10 | 8 | 10 | 9 | 8 | 8 | 15 | - | - | - | - | - | 68 | -12% | 68 |
| | 2023 | 16 | 14 | 16 | 8 | 9 | 10 | 4 | 20 | 10 | 11 | 6 | 8 | 77 | ▼ | 132 |
| Other Criminally Related Matters | 2024 | 5 | 1 | 1 | 6 | 3 | 1 | 6 | - | - | - | - | - | 23 | -43% | 23 |
| | 2023 | 2 | 7 | 7 | 4 | 5 | 4 | 11 | 8 | 6 | 7 | 4 | 2 | 40 | ▼ | 67 |
| Probates/Wills & Trusts - Level 1 | 2024 | - | - | - | - | - | - | - | - | - | - | - | - | 0 | -100% | 0 |
| | 2023 | 1 | - | - | 1 | - | - | - | - | - | - | - | - | 2 | ▼ | 2 |
| Probates/Wills & Trusts - Level 2 | 2024 | 2 | 2 | 1 | - | - | - | 2 | - | - | - | - | - | 7 | 17% | 7 |
| | 2023 | 2 | - | - | 2 | - | - | 2 | 1 | - | 1 | - | 2 | 6 | ▲ | 10 |
| Uncontested Divorce | 2024 | 6 | 5 | 5 | 5 | 7 | 5 | 4 | - | - | - | - | - | 37 | -14% | 37 |
| | 2023 | 7 | 5 | 6 | 6 | 5 | 5 | 9 | 7 | 5 | 4 | 4 | 2 | 43 | ▼ | 65 |

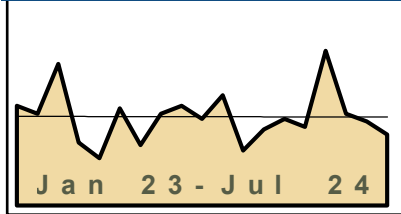
This report reflects data in the case management system. Numbers will update accordingly as reports are refreshed and posted.

Dashboard

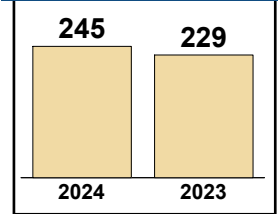
Court: Craig Circuit
Start/End Date: Jan-23 / Jul-24
2023 Average Month: 33
Jan-Jul 2023: 229
Filings Trending: ▲

Circuit/Court ID: 25 225045
Type of Case: Filings
2024 Average Month: 35
Jan-Jul 2024 : 245
Overall AVG. Month: 34

Monthly Filings Summary



Jan --- Jul Filings



Filings by Division

| Divisions | Jan | Feb | Mar | Apr | May | Jun | Jul | Aug | Sep | Oct | Nov | Dec | Thru Jul | % Change | Total |
|----------------------------------|-----|-----|-----|-----|-----|-----|-----|-----|-----|-----|-----|-----|----------|----------|-------|
| Total | 29 | 33 | 30 | 59 | 35 | 32 | 27 | - | - | - | - | - | 245 | 7% | 245 |
| 2023 | 38 | 35 | 54 | 24 | 18 | 37 | 23 | 35 | 38 | 33 | 42 | 21 | 229 | ▲ | 398 |
| Civil | 1 | 1 | 3 | 7 | 4 | 3 | 4 | - | - | - | - | - | 23 | -23% | 23 |
| 2023 | 2 | 1 | 17 | 3 | 3 | 1 | 3 | 6 | 1 | 4 | 2 | 3 | 30 | ▼ | 46 |
| Criminal | 1 | 7 | 5 | 16 | 7 | 9 | 8 | - | - | - | - | - | 53 | 71% | 53 |
| 2023 | 14 | - | 1 | 6 | - | 10 | - | 9 | 14 | 2 | 16 | - | 31 | ▲ | 72 |
| Concealed Handgun Permits | 24 | 23 | 16 | 32 | 20 | 13 | 12 | - | - | - | - | - | 140 | -3% | 140 |
| 2023 | 17 | 32 | 31 | 12 | 12 | 23 | 17 | 18 | 21 | 25 | 22 | 16 | 144 | ▼ | 246 |
| Miscellaneous/Other | 3 | 2 | 6 | 4 | 4 | 7 | 3 | - | - | - | - | - | 29 | 21% | 29 |
| 2023 | 5 | 2 | 5 | 3 | 3 | 3 | 3 | 2 | 2 | 2 | 2 | 2 | 24 | ▲ | 34 |

Filings by Case Category

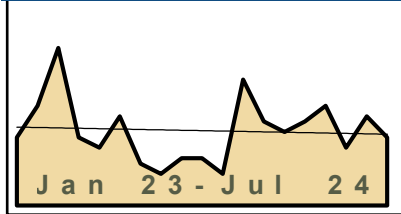
| Case Categories | Jan | Feb | Mar | Apr | May | Jun | Jul | Aug | Sep | Oct | Nov | Dec | Thru Jul | % Change | Total |
|--|-----|-----|-----|-----|-----|-----|-----|-----|-----|-----|-----|-----|----------|----------|-------|
| Contested Divorce | - | - | 1 | - | - | - | - | - | - | - | - | - | 1 | -50% | 1 |
| 2023 | - | - | - | 1 | 1 | - | - | - | - | 1 | - | 2 | 2 | ▼ | 5 |
| Domestic and Family - Level 1 | - | - | - | 5 | 1 | - | - | - | - | - | - | - | 6 | -65% | 6 |
| 2023 | 1 | - | 16 | - | - | - | - | 4 | - | - | - | - | 17 | ▼ | 21 |
| Domestic and Family - Level 2 | - | - | - | - | - | - | 1 | - | - | - | - | - | 1 | 0% | 1 |
| 2023 | - | 1 | - | - | - | - | - | 1 | - | 1 | - | - | 1 | ↔ | 3 |
| Felonies and Related Matters | 1 | 7 | 4 | 13 | 5 | 9 | 3 | - | - | - | - | - | 42 | 121% | 42 |
| 2023 | 4 | - | - | 5 | - | 10 | - | 7 | 10 | 2 | 10 | - | 19 | ▲ | 48 |
| General Civil - Level 1 | - | - | - | - | - | - | - | - | - | - | - | - | 0 | -100% | 0 |
| 2023 | - | - | - | - | - | - | 1 | - | - | - | - | - | 1 | ▼ | 1 |
| General Civil - Level 2 | - | 1 | - | 1 | 1 | - | - | - | - | - | - | - | 3 | 200% | 3 |
| 2023 | - | - | - | - | - | - | 1 | - | - | 2 | 1 | - | 1 | ▲ | 4 |
| General Civil - Level 3 | - | - | 1 | 1 | - | 1 | 2 | - | - | - | - | - | 5 | 150% | 5 |
| 2023 | - | - | 1 | - | 1 | - | - | 1 | - | - | - | - | 2 | ▲ | 3 |
| Miscellaneous Civil | 27 | 25 | 22 | 36 | 23 | 19 | 14 | - | - | - | - | - | 166 | -1% | 166 |
| 2023 | 22 | 34 | 36 | 15 | 15 | 26 | 20 | 20 | 22 | 27 | 24 | 18 | 168 | ▼ | 279 |
| Misdemeanor | - | - | 1 | 3 | 2 | - | 4 | - | - | - | - | - | 10 | -9% | 10 |
| 2023 | 10 | - | - | 1 | - | - | - | 2 | 4 | - | 6 | - | 11 | ▼ | 23 |
| Other | - | - | - | - | - | - | - | - | - | - | - | - | 0 | 0 | 0 |
| 2023 | - | - | - | - | - | - | - | - | 1 | - | - | - | 0 | ↔ | 1 |
| Other Criminally Related Matters | - | - | - | - | - | - | 1 | - | - | - | - | - | 1 | 0% | 1 |
| 2023 | - | - | 1 | - | - | - | - | - | - | - | - | - | 1 | ↔ | 1 |
| Probates/Wills & Trusts - Level 1 | - | - | - | - | - | - | - | - | - | 1 | - | - | 0 | ↔ | 1 |
| 2023 | - | - | - | - | - | - | - | - | - | - | - | - | 0 | ↔ | 0 |
| Probates/Wills & Trusts - Level 2 | - | - | - | - | - | 1 | - | - | - | - | - | - | 1 | 1 | 1 |
| 2023 | - | - | - | - | - | - | - | - | - | - | - | - | 0 | ↔ | 0 |
| Uncontested Divorce | 1 | - | 1 | - | 3 | 2 | 2 | - | - | - | - | - | 9 | 50% | 9 |
| 2023 | 1 | - | - | 2 | 1 | 1 | 1 | - | - | - | - | 1 | 6 | ▲ | 8 |

Dashboard

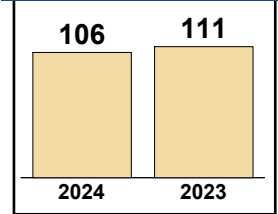
Court: Highland Circuit
Start/End Date: Jan-23 / Jul-24
2023 Average Month: 14
Jan-Jul 2023: 111
Filings Trending: ▼

Circuit/Court ID: 25 225091
Type of Case: Filings
2024 Average Month: 15
Jan-Jul 2024 : 106
Overall AVG. Month: 14

Monthly Filings Summary



Jan --- Jul Filings



Filings by Division

| Divisions | Jan | Feb | Mar | Apr | May | Jun | Jul | Aug | Sep | Oct | Nov | Dec | Thru Jul | % Change | Total |
|----------------------------------|-----|-----|-----|-----|-----|-----|-----|-----|-----|-----|-----|-----|----------|----------|-------|
| Total | 16 | 14 | 16 | 19 | 11 | 17 | 13 | - | - | - | - | - | 106 | -5% | 106 |
| 2023 | 13 | 19 | 30 | 13 | 11 | 17 | 8 | 6 | 9 | 9 | 6 | 24 | 111 | ▼ | 165 |
| Civil | 2 | 2 | 3 | 3 | 1 | 2 | - | - | - | - | - | - | 13 | 0% | 13 |
| 2023 | 2 | 3 | 4 | 1 | 1 | 1 | 1 | - | 2 | 1 | - | - | 13 | ↔ | 16 |
| Criminal | 4 | 1 | 4 | 2 | - | 8 | 2 | - | - | - | - | - | 21 | -19% | 21 |
| 2023 | 2 | - | 8 | 1 | 3 | 11 | 1 | - | 2 | 3 | 2 | 19 | 26 | ▼ | 52 |
| Concealed Handgun Permits | 9 | 8 | 6 | 11 | 10 | 7 | 10 | - | - | - | - | - | 61 | -12% | 61 |
| 2023 | 9 | 15 | 18 | 10 | 7 | 5 | 5 | 6 | 3 | 5 | 3 | 4 | 69 | ▼ | 90 |
| Miscellaneous/ Other | 1 | 3 | 3 | 3 | - | - | 1 | - | - | - | - | - | 11 | 267% | 11 |
| 2023 | - | 1 | - | 1 | - | - | 1 | - | 2 | - | 1 | 1 | 3 | ▲ | 7 |

Filings by Case Category

| Case Categories | Jan | Feb | Mar | Apr | May | Jun | Jul | Aug | Sep | Oct | Nov | Dec | Thru Jul | % Change | Total |
|--|-----|-----|-----|-----|-----|-----|-----|-----|-----|-----|-----|-----|----------|----------|-------|
| Administrative Law | - | - | - | - | - | - | 1 | - | - | - | - | - | 1 | 1 | 1 |
| 2023 | - | - | - | - | - | - | - | - | - | - | - | - | 0 | ↔ | 0 |
| Contested Divorce | - | - | - | - | - | - | - | - | - | - | - | - | 0 | -100% | 0 |
| 2023 | - | - | 1 | - | 1 | - | 1 | - | - | - | - | - | 3 | ▼ | 3 |
| Domestic and Family - Level 1 | - | - | - | - | - | - | - | - | - | - | - | - | 0 | -100% | 0 |
| 2023 | - | - | 1 | - | - | - | - | - | - | - | - | - | 1 | ▼ | 1 |
| Domestic and Family - Level 2 | - | - | - | - | - | - | - | - | - | - | - | - | 0 | -100% | 0 |
| 2023 | 1 | - | - | - | - | - | - | - | - | - | - | - | 1 | ▼ | 1 |
| Felonies and Related Matters | 1 | - | 3 | 1 | - | 5 | 2 | - | - | - | - | - | 12 | -25% | 12 |
| 2023 | 2 | - | 4 | 1 | 1 | 7 | 1 | - | 2 | - | 2 | 18 | 16 | ▼ | 38 |
| General Civil - Level 1 | - | - | - | - | - | - | - | - | - | - | - | - | 0 | -100% | 0 |
| 2023 | - | - | 1 | - | - | - | - | - | - | - | - | - | 1 | ▼ | 1 |
| General Civil - Level 2 | - | 2 | 1 | 2 | - | - | - | - | - | - | - | - | 5 | 150% | 5 |
| 2023 | - | 1 | 1 | - | - | - | - | - | 1 | - | - | - | 2 | ▲ | 3 |
| General Civil - Level 3 | - | - | 1 | - | - | 1 | - | - | - | - | - | - | 2 | 100% | 2 |
| 2023 | - | 1 | - | - | - | - | - | - | 1 | - | - | - | 1 | ▲ | 2 |
| Miscellaneous Civil | 10 | 11 | 9 | 14 | 10 | 7 | 11 | - | - | - | - | - | 72 | 0% | 72 |
| 2023 | 9 | 16 | 18 | 11 | 7 | 5 | 6 | 6 | 5 | 5 | 4 | 5 | 72 | ↔ | 97 |
| Misdemeanor | 3 | 1 | 1 | 1 | - | 3 | - | - | - | - | - | - | 9 | 13% | 9 |
| 2023 | - | - | 2 | - | 2 | 4 | - | - | - | 1 | - | 1 | 8 | ▲ | 10 |
| Other | - | - | - | - | 1 | - | - | - | - | - | - | - | 1 | 1 | 1 |
| 2023 | - | - | - | - | - | - | - | - | - | - | - | - | 0 | ↔ | 0 |
| Other Criminally Related Matters | - | - | - | - | - | - | - | - | - | - | - | - | 0 | -100% | 0 |
| 2023 | - | - | 2 | - | - | - | - | - | - | 2 | - | - | 2 | ▼ | 4 |
| Probates/Wills & Trusts - Level 2 | 1 | - | - | 1 | - | - | - | - | - | - | - | - | 2 | 100% | 2 |
| 2023 | - | - | - | - | - | 1 | - | - | - | - | - | - | 1 | ▲ | 1 |
| Uncontested Divorce | 1 | - | 1 | - | - | - | - | - | - | - | - | - | 2 | -33% | 2 |
| 2023 | 1 | 1 | - | 1 | - | - | - | - | - | 1 | - | - | 3 | ▼ | 4 |

| Dashboard | Monthly Filings Summary | Jan --- Jul Filings |
|---|---|---|
| <p>Court: Rockbridge Circuit Start/End Date: Jan-23 / Jul-24 2023 Average Month: 187 Jan-Jul 2023: 1,336 Filings Trending: ▼</p> | <p>Circuit/Court ID: 25 225163 Type of Case: Filings 2024 Average Month: 180 Jan-Jul 2024 : 1,259 Overall AVG. Month: 185</p> <p style="text-align: center;">Jan 23 - Jul 24</p> | <p style="text-align: center;">1,259 1,336</p> <p style="text-align: center;">2024 2023</p> |

| Filings by Division | | | | | | | | | | | | | | | | |
|----------------------------------|------|-----|-----|-----|-----|-----|-----|-----|-----|-----|-----|-----|-----|----------|----------|-------|
| Divisions | | Jan | Feb | Mar | Apr | May | Jun | Jul | Aug | Sep | Oct | Nov | Dec | Thru Jul | % Change | Total |
| Total | 2024 | 201 | 178 | 203 | 170 | 163 | 145 | 199 | - | - | - | - | - | 1,259 | -6% | 1,259 |
| | 2023 | 190 | 364 | 181 | 130 | 139 | 141 | 191 | 142 | 221 | 198 | 230 | 122 | 1,336 | ▼ | 2,249 |
| Civil | 2024 | 14 | 17 | 24 | 23 | 20 | 11 | 24 | - | - | - | - | - | 133 | -12% | 133 |
| | 2023 | 10 | 21 | 34 | 19 | 22 | 18 | 27 | 19 | 26 | 18 | 18 | 14 | 151 | ▼ | 246 |
| Criminal | 2024 | 117 | 95 | 102 | 82 | 100 | 72 | 109 | - | - | - | - | - | 677 | -9% | 677 |
| | 2023 | 116 | 264 | 50 | 56 | 57 | 75 | 122 | 71 | 156 | 123 | 149 | 59 | 740 | ▼ | 1,298 |
| Concealed Handgun Permits | 2024 | 60 | 56 | 66 | 52 | 37 | 57 | 52 | - | - | - | - | - | 380 | 2% | 380 |
| | 2023 | 50 | 67 | 82 | 45 | 49 | 39 | 39 | 45 | 28 | 43 | 54 | 39 | 371 | ▲ | 580 |
| Miscellaneous/ Other | 2024 | 10 | 10 | 11 | 13 | 6 | 5 | 14 | - | - | - | - | - | 69 | -7% | 69 |
| | 2023 | 14 | 12 | 15 | 10 | 11 | 9 | 3 | 7 | 11 | 14 | 9 | 10 | 74 | ▼ | 125 |

| Filings by Case Category | | | | | | | | | | | | | | | | |
|--|------|-----|-----|-----|-----|-----|-----|-----|-----|-----|-----|-----|-----|----------|----------|-------|
| Case Categories | | Jan | Feb | Mar | Apr | May | Jun | Jul | Aug | Sep | Oct | Nov | Dec | Thru Jul | % Change | Total |
| Administrative Law | 2024 | - | - | - | 1 | - | - | - | - | - | - | - | - | 1 | -50% | 1 |
| | 2023 | - | - | - | 1 | 1 | - | - | 3 | 1 | 1 | - | - | 2 | ▼ | 7 |
| Contested Divorce | 2024 | 1 | 3 | 1 | 1 | - | 4 | 1 | - | - | - | - | - | 11 | -39% | 11 |
| | 2023 | 2 | 1 | 6 | 3 | 2 | 1 | 3 | - | 1 | 3 | 1 | 1 | 18 | ▼ | 24 |
| Domestic and Family - Level 1 | 2024 | 1 | 1 | 2 | 2 | 1 | - | 7 | - | - | - | - | - | 14 | -7% | 14 |
| | 2023 | - | 6 | 2 | 1 | 2 | - | 4 | - | 5 | 8 | - | 5 | 15 | ▼ | 33 |
| Domestic and Family - Level 2 | 2024 | 3 | 4 | 2 | 4 | 2 | 1 | 1 | - | - | - | - | - | 17 | -23% | 17 |
| | 2023 | 1 | 3 | 2 | 4 | 3 | 1 | 8 | 2 | 2 | - | 6 | 1 | 22 | ▼ | 33 |
| Felonies and Related Matters | 2024 | 73 | 71 | 60 | 54 | 66 | 40 | 64 | - | - | - | - | - | 428 | -15% | 428 |
| | 2023 | 73 | 213 | 20 | 28 | 37 | 46 | 85 | 39 | 100 | 85 | 135 | 32 | 502 | ▼ | 893 |
| General Civil - Level 2 | 2024 | 3 | 4 | 5 | 4 | 5 | 2 | 7 | - | - | - | - | - | 30 | 43% | 30 |
| | 2023 | 4 | 2 | 4 | 2 | 2 | 4 | 3 | 4 | 8 | 4 | 8 | 1 | 21 | ▲ | 46 |
| General Civil - Level 3 | 2024 | 2 | - | 3 | 6 | 7 | 2 | 5 | - | - | - | - | - | 25 | 67% | 25 |
| | 2023 | - | 2 | 4 | 3 | 1 | 4 | 1 | 3 | 3 | - | 1 | 2 | 15 | ▲ | 24 |
| Miscellaneous Civil | 2024 | 67 | 66 | 75 | 64 | 43 | 61 | 63 | - | - | - | - | - | 439 | -2% | 439 |
| | 2023 | 63 | 77 | 97 | 56 | 62 | 48 | 43 | 51 | 39 | 54 | 61 | 49 | 446 | ▼ | 700 |
| Misdemeanor | 2024 | 32 | 23 | 21 | 20 | 30 | 29 | 36 | - | - | - | - | - | 191 | -5% | 191 |
| | 2023 | 40 | 47 | 29 | 21 | 18 | 25 | 22 | 22 | 52 | 32 | 8 | 22 | 202 | ▼ | 338 |
| Other | 2024 | 1 | - | 1 | 2 | - | 1 | - | - | - | - | - | - | 5 | 67% | 5 |
| | 2023 | - | 2 | 1 | - | - | - | - | 1 | - | - | - | 1 | 3 | ▲ | 5 |
| Other Criminally Related Matters | 2024 | 12 | 1 | 21 | 8 | 4 | 3 | 9 | - | - | - | - | - | 58 | 61% | 58 |
| | 2023 | 3 | 4 | 1 | 7 | 2 | 4 | 15 | 10 | 4 | 6 | 6 | 5 | 36 | ▲ | 67 |
| Probates/Wills & Trusts - Level 1 | 2024 | 1 | 1 | - | - | - | - | 1 | - | - | - | - | - | 3 | 3 | 3 |
| | 2023 | - | - | - | - | - | - | - | - | - | - | - | - | 0 | ↔ | 0 |
| Probates/Wills & Trusts - Level 2 | 2024 | - | 1 | 2 | 1 | 2 | - | - | - | - | - | - | - | 6 | -40% | 6 |
| | 2023 | - | - | 1 | 2 | 4 | 2 | 1 | - | - | - | - | - | 10 | ▼ | 10 |
| Uncontested Divorce | 2024 | 5 | 3 | 10 | 3 | 3 | 2 | 5 | - | - | - | - | - | 31 | -30% | 31 |
| | 2023 | 4 | 7 | 14 | 2 | 5 | 6 | 6 | 7 | 6 | 5 | 4 | 3 | 44 | ▼ | 69 |

| Dashboard | | Monthly Filings Summary | | Jan --- Jul Filings | | | | | |
|---|--|---|--|--|--|------------|------------|------|------|
| <p>Court: Buena Vista Circuit Start/End Date: Jan-23 / Jul-24 2023 Average Month: 46 Jan-Jul 2023: 339 Filings Trending: ↔</p> | <p>Circuit/Court ID: 25 225530 Type of Case: Filings 2024 Average Month: 48 Jan-Jul 2024 : 335 Overall AVG. Month: 47</p> | <p style="text-align: center; font-weight: bold; font-size: 1.2em;">Jan 23 - Jul 24</p> | | <table style="margin: auto;"> <tr> <td style="text-align: center; width: 50px;">335</td> <td style="text-align: center; width: 50px;">339</td> </tr> <tr> <td style="text-align: center; width: 50px;">2024</td> <td style="text-align: center; width: 50px;">2023</td> </tr> </table> | | 335 | 339 | 2024 | 2023 |
| 335 | 339 | | | | | | | | |
| 2024 | 2023 | | | | | | | | |

| Filings by Division | | | | | | | | | | | | | | | | |
|----------------------------------|------|-----|-----|-----|-----|-----|-----|-----|-----|-----|-----|-----|-----|----------|----------|-------|
| Divisions | | Jan | Feb | Mar | Apr | May | Jun | Jul | Aug | Sep | Oct | Nov | Dec | Thru Jul | % Change | Total |
| Total | 2024 | 49 | 26 | 79 | 44 | 46 | 28 | 63 | - | - | - | - | - | 335 | -1% | 335 |
| | 2023 | 63 | 35 | 72 | 46 | 41 | 37 | 45 | 38 | 57 | 56 | 28 | 36 | 339 | ▼ | 554 |
| Civil | 2024 | 5 | 1 | 5 | 3 | 2 | 3 | 2 | - | - | - | - | - | 21 | -19% | 21 |
| | 2023 | 2 | - | 6 | 7 | 4 | 4 | 3 | 5 | 4 | 2 | 5 | 3 | 26 | ▼ | 45 |
| Criminal | 2024 | 30 | 18 | 57 | 31 | 28 | 14 | 48 | - | - | - | - | - | 226 | -1% | 226 |
| | 2023 | 43 | 17 | 55 | 26 | 33 | 23 | 31 | 19 | 50 | 37 | 11 | 19 | 228 | ▼ | 364 |
| Concealed Handgun Permits | 2024 | 11 | 6 | 15 | 9 | 12 | 9 | 7 | - | - | - | - | - | 69 | 28% | 69 |
| | 2023 | 11 | 12 | 9 | 6 | 4 | 5 | 7 | 7 | 2 | 10 | 11 | 11 | 54 | ▲ | 95 |
| Miscellaneous/ Other | 2024 | 3 | 1 | 2 | 1 | 4 | 2 | 6 | - | - | - | - | - | 19 | -32% | 19 |
| | 2023 | 7 | 6 | 2 | 6 | - | 3 | 4 | 7 | 1 | 7 | 1 | 3 | 28 | ▼ | 47 |
| Others | 2024 | - | - | - | 1 | - | - | - | - | - | - | - | - | 0 | -100% | 0 |
| | 2023 | - | - | - | - | - | 2 | - | - | - | - | - | - | 3 | ▼ | 3 |

| Filings by Case Category | | | | | | | | | | | | | | | | |
|--|------|-----|-----|-----|-----|-----|-----|-----|-----|-----|-----|-----|-----|----------|----------|-------|
| Case Categories | | Jan | Feb | Mar | Apr | May | Jun | Jul | Aug | Sep | Oct | Nov | Dec | Thru Jul | % Change | Total |
| Contested Divorce | 2024 | - | 1 | - | - | 1 | - | - | - | - | - | - | - | 2 | -50% | 2 |
| | 2023 | - | - | 1 | - | 1 | 1 | 1 | - | - | 2 | 2 | - | 4 | ▼ | 8 |
| Domestic and Family - Level 1 | 2024 | 1 | - | 2 | - | - | 1 | - | - | - | - | - | - | 4 | -20% | 4 |
| | 2023 | - | - | 2 | - | 1 | 1 | 1 | 2 | - | - | - | 1 | 5 | ▼ | 8 |
| Domestic and Family - Level 2 | 2024 | - | - | - | - | - | 1 | - | - | - | - | - | - | 1 | -67% | 1 |
| | 2023 | - | - | 1 | 2 | - | - | - | - | 1 | - | - | - | 3 | ▼ | 4 |
| Felonies and Related Matters | 2024 | 19 | 13 | 45 | 16 | 22 | 8 | 28 | - | - | - | - | - | 151 | -13% | 151 |
| | 2023 | 35 | 13 | 46 | 18 | 22 | 17 | 23 | 14 | 32 | 22 | 6 | 13 | 174 | ▼ | 261 |
| General Civil - Level 2 | 2024 | 1 | - | - | - | 1 | - | - | - | - | - | - | - | 2 | 0% | 2 |
| | 2023 | - | 2 | - | - | - | - | - | 1 | - | 2 | - | 2 | 2 | ↔ | 7 |
| General Civil - Level 3 | 2024 | - | - | - | - | 1 | - | 1 | - | - | - | - | - | 2 | -50% | 2 |
| | 2023 | 2 | - | 1 | - | 1 | - | - | - | - | - | - | - | 4 | ▼ | 4 |
| Miscellaneous Civil | 2024 | 16 | 7 | 17 | 10 | 15 | 11 | 12 | - | - | - | - | - | 88 | 13% | 88 |
| | 2023 | 17 | 16 | 10 | 12 | 4 | 8 | 11 | 14 | 3 | 15 | 12 | 14 | 78 | ▲ | 136 |
| Misdemeanor | 2024 | 9 | 4 | 11 | 10 | 6 | 6 | 20 | - | - | - | - | - | 66 | 43% | 66 |
| | 2023 | 5 | 4 | 9 | 8 | 9 | 4 | 7 | 5 | 17 | 13 | 2 | 5 | 46 | ▲ | 88 |
| Other | 2024 | - | - | - | 1 | - | - | - | - | - | - | - | - | 1 | -67% | 1 |
| | 2023 | - | - | - | 1 | - | 2 | - | - | - | - | - | - | 3 | ▼ | 3 |
| Other Criminally Related Matters | 2024 | 2 | 1 | 1 | 5 | - | - | - | - | - | - | - | - | 9 | 13% | 9 |
| | 2023 | 3 | - | - | - | 2 | 2 | 1 | - | 1 | 2 | 3 | 1 | 8 | ▲ | 15 |
| Probates/Wills & Trusts - Level 2 | 2024 | 1 | - | 1 | 1 | - | 1 | - | - | - | - | - | - | 4 | 33% | 4 |
| | 2023 | - | - | - | 2 | - | - | 1 | - | - | - | 1 | - | 3 | ▲ | 4 |
| Uncontested Divorce | 2024 | - | - | 2 | 1 | - | - | 2 | - | - | - | - | - | 5 | -44% | 5 |
| | 2023 | 1 | - | 2 | 3 | 1 | 2 | - | 2 | 3 | - | 2 | - | 9 | ▼ | 16 |

| Dashboard | Monthly Filings Summary | Jan --- Jul Filings |
|---|--|--|
| <p>Court: Staunton Circuit Start/End Date: Jan-23 / Jul-24 2023 Average Month: 244 Jan-Jul 2023: 1,710 Filings Trending: ▼</p> | <p style="text-align: center;">Jan 23 - Jul 24</p> | <div style="display: flex; justify-content: space-around;"> <div style="text-align: center;"> <p>1,542</p> <p>2024</p> </div> <div style="text-align: center;"> <p>1,710</p> <p>2023</p> </div> </div> |
| <p>Circuit/Court ID: 25 225790 Type of Case: Filings 2024 Average Month: 220 Jan-Jul 2024 : 1,542 Overall AVG. Month: 235</p> | | |

| Filings by Division | | | | | | | | | | | | | | | | |
|----------------------------------|------|-----|-----|-----|-----|-----|-----|-----|-----|-----|-----|-----|-----|----------|----------|-------|
| Divisions | | Jan | Feb | Mar | Apr | May | Jun | Jul | Aug | Sep | Oct | Nov | Dec | Thru Jul | % Change | Total |
| Total | 2024 | 246 | 209 | 245 | 226 | 210 | 195 | 211 | - | - | - | - | - | 1,542 | -10% | 1,542 |
| | 2023 | 239 | 187 | 277 | 264 | 206 | 233 | 304 | 265 | 293 | 297 | 201 | 161 | 1,710 | ▼ | 2,927 |
| Civil | 2024 | 13 | 23 | 25 | 24 | 24 | 11 | 21 | - | - | - | - | - | 141 | 12% | 141 |
| | 2023 | 18 | 17 | 21 | 22 | 20 | 11 | 17 | 23 | 15 | 18 | 17 | 9 | 126 | ▲ | 208 |
| Criminal | 2024 | 153 | 110 | 131 | 121 | 90 | 110 | 106 | - | - | - | - | - | 821 | -21% | 821 |
| | 2023 | 131 | 102 | 170 | 163 | 115 | 161 | 200 | 177 | 221 | 215 | 118 | 98 | 1,042 | ▼ | 1,871 |
| Concealed Handgun Permits | 2024 | 24 | 36 | 28 | 33 | 25 | 24 | 19 | - | - | - | - | - | 189 | -7% | 189 |
| | 2023 | 32 | 31 | 30 | 34 | 26 | 18 | 32 | 21 | 25 | 32 | 24 | 21 | 203 | ▼ | 326 |
| Miscellaneous/Other | 2024 | 56 | 38 | 61 | 48 | 71 | 50 | 65 | - | - | - | - | - | 389 | 15% | 389 |
| | 2023 | 57 | 37 | 56 | 45 | 45 | 43 | 55 | 43 | 32 | 32 | 42 | 33 | 338 | ▲ | 520 |
| Others | 2024 | - | 2 | - | - | - | - | - | - | - | - | - | - | 2 | 100% | 2 |
| | 2023 | 1 | - | - | - | - | - | - | 1 | - | - | - | - | 1 | ▲ | 2 |

| Filings by Case Category | | | | | | | | | | | | | | | | |
|--|------|-----|-----|-----|-----|-----|-----|-----|-----|-----|-----|-----|-----|----------|----------|-------|
| Case Categories | | Jan | Feb | Mar | Apr | May | Jun | Jul | Aug | Sep | Oct | Nov | Dec | Thru Jul | % Change | Total |
| Capital Murder | 2024 | - | - | - | - | - | - | - | - | - | - | - | - | 0 | 0 | 0 |
| | 2023 | - | - | - | - | - | - | - | - | - | - | - | 1 | 0 | ↔ | 1 |
| Contested Divorce | 2024 | 1 | 2 | 3 | 2 | 3 | 4 | 4 | - | - | - | - | - | 19 | 111% | 19 |
| | 2023 | 1 | 1 | 2 | - | 3 | - | 2 | 4 | 3 | - | 3 | - | 9 | ▲ | 19 |
| Domestic and Family - Level 1 | 2024 | 2 | 7 | 9 | 1 | 3 | - | 2 | - | - | - | - | - | 24 | -23% | 24 |
| | 2023 | 5 | 4 | 7 | 9 | 4 | 2 | - | 4 | 3 | 1 | 2 | - | 31 | ▼ | 41 |
| Domestic and Family - Level 2 | 2024 | 2 | 5 | 6 | 3 | 9 | 2 | 5 | - | - | - | - | - | 32 | -3% | 32 |
| | 2023 | 3 | 6 | 4 | 6 | 3 | 4 | 7 | 4 | 4 | 5 | 4 | 4 | 33 | ▼ | 54 |
| Felonies and Related Matters | 2024 | 100 | 79 | 115 | 86 | 72 | 93 | 83 | - | - | - | - | - | 628 | -16% | 628 |
| | 2023 | 90 | 81 | 125 | 135 | 88 | 97 | 133 | 141 | 168 | 170 | 94 | 62 | 749 | ▼ | 1,384 |
| General Civil - Level 1 | 2024 | - | - | 1 | - | 1 | - | - | - | - | - | - | - | 2 | 2 | 2 |
| | 2023 | - | - | - | - | - | - | - | 1 | - | - | - | - | 0 | ↔ | 1 |
| General Civil - Level 2 | 2024 | 2 | 1 | 1 | 6 | 2 | 1 | 1 | - | - | - | - | - | 14 | 17% | 14 |
| | 2023 | 4 | - | 3 | 1 | 2 | 1 | 1 | 2 | - | 3 | 3 | - | 12 | ▲ | 20 |
| General Civil - Level 3 | 2024 | 2 | - | 1 | 1 | 3 | 2 | 3 | - | - | - | - | - | 12 | -45% | 12 |
| | 2023 | 6 | 1 | 3 | 5 | 3 | - | 4 | 5 | 2 | 1 | 2 | 5 | 22 | ▼ | 37 |
| Miscellaneous Civil | 2024 | 37 | 48 | 43 | 45 | 39 | 35 | 36 | - | - | - | - | - | 283 | -3% | 283 |
| | 2023 | 45 | 46 | 46 | 45 | 41 | 25 | 45 | 32 | 36 | 42 | 35 | 28 | 293 | ▼ | 466 |
| Misdemeanor | 2024 | 48 | 21 | 11 | 25 | 11 | 14 | 20 | - | - | - | - | - | 150 | -25% | 150 |
| | 2023 | 23 | 14 | 41 | 20 | 27 | 40 | 35 | 31 | 48 | 30 | 22 | 17 | 200 | ▼ | 348 |
| Other | 2024 | 42 | 26 | 43 | 33 | 51 | 38 | 47 | - | - | - | - | - | 280 | 24% | 280 |
| | 2023 | 39 | 22 | 34 | 30 | 28 | 35 | 38 | 30 | 20 | 20 | 28 | 22 | 226 | ▲ | 346 |
| Other Criminally Related Matters | 2024 | 7 | 10 | 5 | 14 | 7 | 4 | 3 | - | - | - | - | - | 50 | -47% | 50 |
| | 2023 | 19 | 7 | 4 | 8 | - | 24 | 32 | 5 | 5 | 16 | 2 | 18 | 94 | ▼ | 140 |
| Probates/Wills & Trusts - Level 2 | 2024 | 1 | 2 | 3 | 4 | 1 | - | - | - | - | - | - | - | 11 | 83% | 11 |
| | 2023 | 1 | - | 1 | 1 | 1 | 1 | 1 | 1 | 2 | 4 | 2 | 2 | 6 | ▲ | 17 |
| Protective Orders | 2024 | - | - | - | 1 | - | - | - | - | - | - | - | - | 1 | -67% | 1 |
| | 2023 | - | - | - | 1 | - | 1 | 1 | - | - | - | 1 | - | 3 | ▼ | 4 |
| Uncontested Divorce | 2024 | 2 | 8 | 4 | 5 | 8 | 2 | 7 | - | - | - | - | - | 36 | 13% | 36 |
| | 2023 | 3 | 5 | 7 | 3 | 6 | 3 | 5 | 5 | 2 | 5 | 3 | 2 | 32 | ▲ | 49 |

This report reflects data in the case management system. Numbers will update accordingly as reports are refreshed and posted.

CPSS-CCMS-10.01 CASELOAD STATISTICS OF THE CIRCUIT COURTS

Waynesboro

January 2023 -- July 2024 Filings


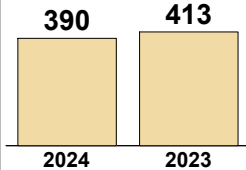
Alexandria and Fairfax Circuit are not Included in State Totals

| Dashboard | | Monthly Filings Summary | | Jan --- Jul Filings | | | | | |
|--|---|-------------------------|--|---|--|-------|-------|------|------|
| Court: Waynesboro Circuit Start/End Date: Jan-23 / Jul-24 2023 Average Month: 149 Jan-Jul 2023: 1,072 Filings Trending: ▼ | Circuit/Court ID: 25 225820 Type of Case: Filings 2024 Average Month: 145 Jan-Jul 2024 : 1,014 Overall AVG. Month: 147 | | | <table border="1" style="margin: auto;"> <tr> <td style="text-align: center; width: 50px;">1,014</td> <td style="text-align: center; width: 50px;">1,072</td> </tr> <tr> <td style="text-align: center;">2024</td> <td style="text-align: center;">2023</td> </tr> </table> | | 1,014 | 1,072 | 2024 | 2023 |
| 1,014 | 1,072 | | | | | | | | |
| 2024 | 2023 | | | | | | | | |

| Filings by Division | | | | | | | | | | | | | | | | |
|----------------------------------|------|-----|-----|-----|-----|-----|-----|-----|-----|-----|-----|-----|-----|----------|----------|-------|
| Divisions | | Jan | Feb | Mar | Apr | May | Jun | Jul | Aug | Sep | Oct | Nov | Dec | Thru Jul | % Change | Total |
| Total | 2024 | 163 | 164 | 152 | 169 | 164 | 100 | 102 | - | - | - | - | - | 1,014 | -5% | 1,014 |
| | 2023 | 134 | 144 | 148 | 146 | 138 | 211 | 151 | 125 | 150 | 159 | 156 | 125 | 1,072 | ▼ | 1,787 |
| Civil | 2024 | 13 | 22 | 11 | 21 | 16 | 8 | 17 | - | - | - | - | - | 108 | -9% | 108 |
| | 2023 | 12 | 13 | 29 | 21 | 15 | 11 | 18 | 21 | 21 | 16 | 21 | 10 | 119 | ▼ | 208 |
| Criminal | 2024 | 99 | 71 | 65 | 76 | 91 | 48 | 50 | - | - | - | - | - | 500 | 4% | 500 |
| | 2023 | 52 | 56 | 29 | 73 | 61 | 127 | 82 | 49 | 76 | 81 | 94 | 64 | 480 | ▲ | 844 |
| Concealed Handgun Permits | 2024 | 22 | 40 | 38 | 41 | 19 | 11 | 17 | - | - | - | - | - | 188 | 6% | 188 |
| | 2023 | 32 | 23 | 39 | 19 | 22 | 28 | 15 | 21 | 20 | 34 | 15 | 22 | 178 | ▲ | 290 |
| Miscellaneous/Other | 2024 | 29 | 30 | 37 | 28 | 37 | 32 | 17 | - | - | - | - | - | 210 | -28% | 210 |
| | 2023 | 38 | 51 | 51 | 31 | 40 | 45 | 36 | 34 | 33 | 28 | 26 | 28 | 292 | ▼ | 441 |
| Others | 2024 | - | 1 | 1 | 3 | 1 | 1 | 1 | - | - | - | - | - | 8 | 167% | 8 |
| | 2023 | - | 1 | - | 2 | - | - | - | - | - | - | - | - | 1 | 3 | ▲ |

| Filings by Case Category | | | | | | | | | | | | | | | | |
|--|------|-----|-----|-----|-----|-----|-----|-----|-----|-----|-----|-----|-----|----------|----------|-------|
| Case Categories | | Jan | Feb | Mar | Apr | May | Jun | Jul | Aug | Sep | Oct | Nov | Dec | Thru Jul | % Change | Total |
| Administrative Law | 2024 | - | - | - | - | - | - | - | - | - | - | - | - | 0 | -100% | 0 |
| | 2023 | - | - | 1 | - | - | - | - | - | - | - | - | - | - | 1 | ▼ |
| Capital Murder | 2024 | - | - | - | - | - | - | - | - | - | - | - | - | 0 | -100% | 0 |
| | 2023 | - | - | - | - | 1 | - | - | - | - | - | - | - | - | 1 | ▼ |
| Contested Divorce | 2024 | 2 | 3 | 2 | 2 | 3 | 2 | - | - | - | - | - | - | 14 | -13% | 14 |
| | 2023 | 3 | 4 | - | 3 | 2 | 1 | 3 | 2 | 2 | 3 | - | - | 16 | ▼ | 23 |
| Domestic and Family - Level 1 | 2024 | 1 | 5 | 3 | 10 | 2 | 2 | 8 | - | - | - | - | - | 31 | 41% | 31 |
| | 2023 | 1 | 2 | 4 | 10 | 2 | - | 3 | 9 | 2 | 8 | 5 | 2 | 22 | ▲ | 48 |
| Domestic and Family - Level 2 | 2024 | - | 2 | 1 | - | 2 | 1 | - | - | - | - | - | - | 6 | -40% | 6 |
| | 2023 | - | 3 | 1 | - | 2 | - | 4 | 1 | 1 | - | - | - | 10 | ▼ | 12 |
| Felonies and Related Matters | 2024 | 83 | 55 | 48 | 62 | 63 | 42 | 34 | - | - | - | - | - | 387 | 6% | 387 |
| | 2023 | 39 | 49 | 21 | 60 | 39 | 98 | 58 | 39 | 55 | 50 | 66 | 36 | 364 | ▲ | 610 |
| General Civil - Level 1 | 2024 | - | - | - | - | - | - | - | - | - | - | - | - | 0 | -100% | 0 |
| | 2023 | - | - | - | - | 1 | - | - | - | - | - | - | - | - | 1 | ▼ |
| General Civil - Level 2 | 2024 | 4 | 4 | 2 | 4 | 1 | 1 | 3 | - | - | - | - | - | 19 | 46% | 19 |
| | 2023 | 3 | - | 4 | 1 | 3 | 2 | - | 2 | 3 | - | 4 | 2 | 13 | ▲ | 24 |
| General Civil - Level 3 | 2024 | 4 | 3 | 1 | - | 1 | - | - | - | - | - | - | - | 9 | -75% | 9 |
| | 2023 | 5 | 2 | 14 | 3 | 1 | 6 | 5 | 5 | 9 | 2 | 3 | 4 | 36 | ▼ | 59 |
| Miscellaneous Civil | 2024 | 27 | 48 | 54 | 47 | 32 | 22 | 33 | - | - | - | - | - | 263 | -2% | 263 |
| | 2023 | 40 | 34 | 46 | 29 | 42 | 50 | 28 | 36 | 31 | 42 | 26 | 31 | 269 | ▼ | 435 |
| Misdemeanor | 2024 | 16 | 16 | 16 | 11 | 26 | 5 | 13 | - | - | - | - | - | 103 | -3% | 103 |
| | 2023 | 12 | 6 | 8 | 13 | 19 | 26 | 22 | 10 | 21 | 29 | 26 | 21 | 106 | ▼ | 213 |
| Other | 2024 | 24 | 24 | 23 | 25 | 26 | 21 | 2 | - | - | - | - | - | 145 | -27% | 145 |
| | 2023 | 29 | 41 | 42 | 21 | 20 | 23 | 23 | 19 | 20 | 21 | 14 | 18 | 199 | ▼ | 291 |
| Other Criminally Related Matters | 2024 | - | - | 1 | 3 | 3 | 1 | 3 | - | - | - | - | - | 11 | 22% | 11 |
| | 2023 | 1 | 1 | - | - | 2 | 3 | 2 | - | - | 2 | 2 | 7 | 9 | ▲ | 20 |
| Probates/Wills & Trusts - Level 1 | 2024 | - | - | - | - | - | - | - | - | - | - | - | - | 0 | -100% | 0 |
| | 2023 | - | - | - | - | - | - | 1 | - | - | - | 1 | - | 1 | ▼ | 2 |
| Probates/Wills & Trusts - Level 2 | 2024 | - | 1 | - | - | 1 | - | 1 | - | - | - | - | - | 3 | -40% | 3 |
| | 2023 | - | - | 3 | - | - | 1 | 1 | - | - | - | - | - | 5 | ▼ | 5 |
| Uncontested Divorce | 2024 | 2 | 3 | 1 | 5 | 4 | 3 | 5 | - | - | - | - | - | 23 | 21% | 23 |
| | 2023 | 1 | 2 | 4 | 6 | 4 | 1 | 1 | 2 | 6 | 2 | 9 | 4 | 19 | ▲ | 42 |

This report reflects data in the case management system. Numbers will update accordingly as reports are refreshed and posted.

| Dashboard | Monthly Filings Summary | Jan --- Jul Filings |
|--|---|--|
| <p>Court: Clarke Circuit Start/End Date: Jan-23 / Jul-24 2023 Average Month: 59 Jan-Jul 2023: 413 Filings Trending: ▼</p> | <p>Circuit/Court ID: 26 226043 Type of Case: Filings 2024 Average Month:56 Jan-Jul 2024 : 390 Overall AVG. Month: 58</p> |  <p style="text-align: center;">Jan 23 - Jul 24</p> |
| | |  <p style="text-align: center;">390 413 2024 2023</p> |

| Filings by Division | | | | | | | | | | | | | | | | |
|----------------------------------|------|-----|-----|-----|-----|-----|-----|-----|-----|-----|-----|-----|-----|----------|----------|-------|
| Divisions | | Jan | Feb | Mar | Apr | May | Jun | Jul | Aug | Sep | Oct | Nov | Dec | Thru Jul | % Change | Total |
| Total | 2024 | 60 | 49 | 53 | 72 | 54 | 37 | 65 | - | - | - | - | - | 390 | -6% | 390 |
| | 2023 | 62 | 53 | 75 | 52 | 52 | 57 | 62 | 70 | 56 | 52 | 69 | 53 | 413 | ▼ | 713 |
| Civil | 2024 | 10 | 6 | 5 | 17 | 10 | 6 | 6 | - | - | - | - | - | 60 | -3% | 60 |
| | 2023 | 12 | 7 | 12 | 2 | 10 | 8 | 11 | 11 | 5 | 8 | 8 | 13 | 62 | ▼ | 107 |
| Criminal | 2024 | 11 | 7 | 16 | 21 | 2 | 3 | 30 | - | - | - | - | - | 90 | 14% | 90 |
| | 2023 | 8 | 8 | 16 | 14 | 5 | 13 | 15 | 17 | 15 | 7 | 30 | 7 | 79 | ▲ | 155 |
| Concealed Handgun Permits | 2024 | 27 | 29 | 29 | 27 | 27 | 20 | 23 | - | - | - | - | - | 182 | -20% | 182 |
| | 2023 | 37 | 29 | 42 | 27 | 31 | 31 | 31 | 30 | 25 | 30 | 26 | 31 | 228 | ▼ | 370 |
| Miscellaneous/ Other | 2024 | 12 | 7 | 3 | 7 | 15 | 8 | 6 | - | - | - | - | - | 58 | 35% | 58 |
| | 2023 | 5 | 9 | 5 | 9 | 5 | 5 | 5 | 12 | 11 | 7 | 5 | 2 | 43 | ▲ | 80 |
| Others | 2024 | - | - | - | - | - | - | - | - | - | - | - | - | 0 | -100% | 0 |
| | 2023 | - | - | - | - | 1 | - | - | - | - | - | - | - | 1 | ▼ | 1 |

| Filings by Case Category | | | | | | | | | | | | | | | | |
|--|------|-----|-----|-----|-----|-----|-----|-----|-----|-----|-----|-----|-----|----------|----------|-------|
| Case Categories | | Jan | Feb | Mar | Apr | May | Jun | Jul | Aug | Sep | Oct | Nov | Dec | Thru Jul | % Change | Total |
| Administrative Law | 2024 | - | - | - | - | - | - | - | - | - | - | - | - | 0 | 0 | 0 |
| | 2023 | - | - | - | - | - | - | - | 1 | - | - | - | - | 0 | ↔ | 1 |
| Contested Divorce | 2024 | - | - | - | 2 | 4 | - | - | - | - | - | - | - | 6 | 0% | 6 |
| | 2023 | 2 | 1 | - | - | - | 2 | 1 | - | 1 | 1 | 1 | 2 | 6 | ↔ | 11 |
| Domestic and Family - Level 1 | 2024 | - | 1 | - | 1 | 1 | 1 | - | - | - | - | - | - | 4 | -43% | 4 |
| | 2023 | 3 | - | 1 | - | - | - | 3 | - | - | - | 1 | 1 | 7 | ▼ | 9 |
| Domestic and Family - Level 2 | 2024 | 2 | 1 | - | 1 | - | - | - | - | - | - | - | - | 4 | 100% | 4 |
| | 2023 | - | - | - | - | - | 1 | 1 | - | - | 1 | 1 | 1 | 2 | ▲ | 5 |
| Felonies and Related Matters | 2024 | 9 | 7 | 10 | 15 | 1 | - | 15 | - | - | - | - | - | 57 | -7% | 57 |
| | 2023 | 7 | 8 | 14 | 12 | 4 | 7 | 9 | 15 | 14 | 6 | 8 | 7 | 61 | ▼ | 111 |
| General Civil - Level 1 | 2024 | 1 | - | - | - | - | - | 1 | - | - | - | - | - | 2 | 100% | 2 |
| | 2023 | - | - | - | - | 1 | - | - | - | - | - | - | - | 1 | ▲ | 1 |
| General Civil - Level 2 | 2024 | 1 | 1 | - | 6 | 3 | - | 1 | - | - | - | - | - | 12 | 20% | 12 |
| | 2023 | - | - | 3 | 1 | 3 | 1 | 2 | 2 | - | 4 | 3 | 5 | 10 | ▲ | 24 |
| General Civil - Level 3 | 2024 | - | - | - | 4 | 2 | 2 | - | - | - | - | - | - | 8 | -11% | 8 |
| | 2023 | 1 | - | 4 | - | 4 | - | - | 1 | 3 | - | - | - | 9 | ▼ | 13 |
| Miscellaneous Civil | 2024 | 39 | 35 | 32 | 32 | 41 | 27 | 29 | - | - | - | - | - | 235 | -11% | 235 |
| | 2023 | 42 | 37 | 45 | 35 | 35 | 35 | 36 | 40 | 33 | 36 | 31 | 32 | 265 | ▼ | 437 |
| Misdemeanor | 2024 | 2 | - | 6 | 4 | - | 1 | 15 | - | - | - | - | - | 28 | 100% | 28 |
| | 2023 | - | 2 | 1 | 2 | 1 | 3 | 5 | 2 | 1 | - | 11 | - | 14 | ▲ | 28 |
| Other | 2024 | - | 1 | 1 | - | - | 1 | - | - | - | - | - | - | 3 | -25% | 3 |
| | 2023 | - | 1 | 1 | - | 1 | 1 | 1 | 1 | 1 | 1 | 1 | 1 | 4 | ▼ | 7 |
| Other Criminally Related Matters | 2024 | - | - | - | 2 | 1 | 2 | - | - | - | - | - | - | 5 | -29% | 5 |
| | 2023 | 1 | - | 2 | - | - | 3 | 1 | - | 1 | 2 | 11 | - | 7 | ▼ | 21 |
| Probates/Wills & Trusts - Level 1 | 2024 | 1 | - | - | - | - | - | - | - | - | - | - | - | 1 | 1 | 1 |
| | 2023 | - | - | - | - | - | - | - | - | - | - | - | - | 0 | ↔ | 0 |
| Probates/Wills & Trusts - Level 2 | 2024 | 1 | 1 | 2 | - | - | 1 | - | - | - | - | - | - | 5 | -29% | 5 |
| | 2023 | 1 | 2 | 1 | - | - | - | 3 | 2 | - | - | - | 1 | 7 | ▼ | 10 |
| Protective Orders | 2024 | - | - | - | - | - | - | - | - | - | - | - | - | 0 | 0 | 0 |
| | 2023 | - | - | - | - | - | - | - | 1 | - | - | - | - | 0 | ↔ | 1 |
| Uncontested Divorce | 2024 | 4 | 2 | 2 | 5 | 1 | 2 | 4 | - | - | - | - | - | 20 | 0% | 20 |
| | 2023 | 5 | 2 | 3 | 2 | 3 | 4 | 1 | 6 | 2 | 1 | 2 | 3 | 20 | ↔ | 34 |

| Dashboard | | Monthly Filings Summary | | Jan --- Jul Filings | |
|--|------------------------------------|-------------------------|--|-------------------------------------|--|
| Court: Frederick Circuit | Circuit/Court ID: 26 226069 | <p>Jan 23 - Jul 24</p> | | <p>2,778 2,994</p> <p>2024 2023</p> | |
| Start/End Date: Jan-23 / Jul-24 | Type of Case: Filings | | | | |
| 2023 Average Month: 419 | 2024 Average Month: 397 | | | | |
| Jan-Jul 2023: 2,994 | Jan-Jul 2024 : 2,778 | | | | |
| Filings Trending: ▼ | Overall AVG. Month: 411 | | | | |

| Filings by Division | | | | | | | | | | | | | | | | |
|----------------------------------|------|-----|-----|-----|-----|-----|-----|-----|-----|-----|-----|-----|-----|----------|----------|-------|
| Divisions | | Jan | Feb | Mar | Apr | May | Jun | Jul | Aug | Sep | Oct | Nov | Dec | Thru Jul | % Change | Total |
| Total | 2024 | 425 | 367 | 430 | 423 | 358 | 379 | 396 | - | - | - | - | - | 2,778 | -7% | 2,778 |
| | 2023 | 455 | 465 | 492 | 375 | 477 | 379 | 351 | 410 | 409 | 404 | 460 | 347 | 2,994 | ▼ | 5,024 |
| Civil | 2024 | 49 | 29 | 43 | 50 | 50 | 48 | 44 | - | - | - | - | - | 313 | -5% | 313 |
| | 2023 | 52 | 41 | 55 | 33 | 49 | 50 | 51 | 44 | 48 | 35 | 71 | 24 | 331 | ▼ | 553 |
| Criminal | 2024 | 186 | 129 | 142 | 174 | 145 | 163 | 135 | - | - | - | - | - | 1,074 | -2% | 1,074 |
| | 2023 | 126 | 171 | 158 | 136 | 206 | 156 | 138 | 150 | 165 | 159 | 185 | 143 | 1,091 | ▼ | 1,893 |
| Concealed Handgun Permits | 2024 | 144 | 154 | 188 | 147 | 118 | 128 | 167 | - | - | - | - | - | 1,046 | -11% | 1,046 |
| | 2023 | 220 | 192 | 217 | 139 | 163 | 126 | 119 | 144 | 145 | 174 | 167 | 140 | 1,176 | ▼ | 1,946 |
| Miscellaneous/ Other | 2024 | 46 | 55 | 56 | 51 | 45 | 38 | 50 | - | - | - | - | - | 341 | -12% | 341 |
| | 2023 | 54 | 61 | 60 | 65 | 58 | 45 | 43 | 72 | 51 | 36 | 37 | 40 | 386 | ▼ | 622 |
| Others | 2024 | - | - | 1 | 1 | - | 2 | - | - | - | - | - | - | 4 | -60% | 4 |
| | 2023 | 3 | - | 2 | 2 | 1 | 2 | - | - | - | - | - | - | 10 | ▼ | 10 |

| Filings by Case Category | | | | | | | | | | | | | | | | |
|--|------|-----|-----|-----|-----|-----|-----|-----|-----|-----|-----|-----|-----|----------|----------|-------|
| Case Categories | | Jan | Feb | Mar | Apr | May | Jun | Jul | Aug | Sep | Oct | Nov | Dec | Thru Jul | % Change | Total |
| Administrative Law | 2024 | 1 | - | - | - | 1 | - | - | - | - | - | - | - | 2 | 2 | 2 |
| | 2023 | - | - | - | - | - | - | - | - | 1 | - | - | - | 0 | ↔ | 1 |
| Capital Murder | 2024 | 2 | - | - | - | - | - | - | - | - | - | - | - | 2 | 2 | 2 |
| | 2023 | - | - | - | - | - | - | - | - | - | - | - | - | 0 | ↔ | 0 |
| Contested Divorce | 2024 | 5 | 4 | 3 | 8 | 5 | 7 | 10 | - | - | - | - | - | 42 | -5% | 42 |
| | 2023 | 8 | 6 | 8 | 5 | 6 | 6 | 5 | 7 | 7 | 4 | 9 | 3 | 44 | ▼ | 74 |
| Domestic and Family - Level 1 | 2024 | 3 | 2 | 5 | 6 | 6 | 3 | 2 | - | - | - | - | - | 27 | 17% | 27 |
| | 2023 | 9 | 5 | 2 | 3 | 1 | 2 | 1 | 4 | 5 | 5 | 5 | 1 | 23 | ▲ | 43 |
| Domestic and Family - Level 2 | 2024 | 3 | - | 4 | 5 | 1 | 6 | 6 | - | - | - | - | - | 25 | 9% | 25 |
| | 2023 | 2 | 1 | 4 | 1 | 1 | 1 | 13 | 9 | 3 | 2 | 7 | 2 | 23 | ▲ | 46 |
| Felonies and Related Matters | 2024 | 129 | 102 | 81 | 127 | 104 | 110 | 98 | - | - | - | - | - | 751 | -7% | 751 |
| | 2023 | 94 | 141 | 101 | 113 | 152 | 103 | 101 | 115 | 116 | 117 | 126 | 100 | 805 | ▼ | 1,379 |
| General Civil - Level 1 | 2024 | 2 | - | - | - | - | - | 1 | - | - | - | - | - | 3 | 3 | 3 |
| | 2023 | - | - | - | - | - | - | - | - | - | - | - | 1 | 0 | ↔ | 1 |
| General Civil - Level 2 | 2024 | 11 | 11 | 8 | 15 | 13 | 13 | 18 | - | - | - | - | - | 89 | 59% | 89 |
| | 2023 | 7 | 8 | 10 | 7 | 12 | 7 | 5 | 7 | 6 | 9 | 13 | 6 | 56 | ▲ | 97 |
| General Civil - Level 3 | 2024 | 6 | 1 | 10 | 4 | 6 | 1 | 4 | - | - | - | - | - | 32 | 14% | 32 |
| | 2023 | 2 | 3 | 3 | 4 | 4 | 4 | 8 | 4 | 3 | 2 | 4 | 2 | 28 | ▲ | 43 |
| Miscellaneous Civil | 2024 | 168 | 190 | 229 | 179 | 145 | 161 | 202 | - | - | - | - | - | 1,274 | -9% | 1,274 |
| | 2023 | 258 | 214 | 248 | 174 | 203 | 157 | 145 | 179 | 182 | 199 | 190 | 164 | 1,399 | ▼ | 2,313 |
| Misdemeanor | 2024 | 48 | 21 | 53 | 42 | 37 | 42 | 31 | - | - | - | - | - | 274 | 13% | 274 |
| | 2023 | 29 | 23 | 44 | 16 | 54 | 44 | 33 | 30 | 40 | 31 | 51 | 39 | 243 | ▲ | 434 |
| Other | 2024 | 18 | 11 | 8 | 14 | 15 | 2 | 4 | - | - | - | - | - | 72 | -53% | 72 |
| | 2023 | 18 | 30 | 30 | 27 | 21 | 17 | 10 | 31 | 12 | 9 | 13 | 12 | 153 | ▼ | 230 |
| Other Criminally Related Matters | 2024 | 7 | 6 | 8 | 5 | 4 | 11 | 6 | - | - | - | - | - | 47 | -6% | 47 |
| | 2023 | 4 | 7 | 13 | 8 | 3 | 11 | 4 | 5 | 11 | 12 | 9 | 5 | 50 | ▼ | 92 |
| Probates/Wills & Trusts - Level 1 | 2024 | - | - | - | - | - | - | - | - | - | - | - | - | 0 | -100% | 0 |
| | 2023 | - | - | - | - | 1 | - | 1 | 1 | 1 | - | - | - | 2 | ▼ | 4 |
| Probates/Wills & Trusts - Level 2 | 2024 | 4 | 3 | 5 | 7 | 3 | 5 | 5 | - | - | - | - | - | 32 | -14% | 32 |
| | 2023 | 5 | 3 | 8 | 3 | 6 | 7 | 5 | 1 | 1 | 1 | 9 | 1 | 37 | ▼ | 50 |
| Protective Orders | 2024 | - | 1 | - | - | - | 1 | - | - | - | - | - | - | 2 | 100% | 2 |
| | 2023 | - | - | - | - | 1 | - | - | 2 | 1 | 2 | - | 1 | 1 | ▲ | 7 |
| Uncontested Divorce | 2024 | 18 | 15 | 16 | 11 | 18 | 17 | 9 | - | - | - | - | - | 104 | -20% | 104 |
| | 2023 | 19 | 24 | 21 | 14 | 12 | 20 | 20 | 15 | 20 | 11 | 24 | 10 | 130 | ▼ | 210 |

This report reflects data in the case management system. Numbers will update accordingly as reports are refreshed and posted.

| Dashboard | Monthly Filings Summary | Jan --- Jul Filings |
|---|---|--|
| <p>Court: Page Circuit Start/End Date: Jan-23 / Jul-24 2023 Average Month: 236 Jan-Jul 2023: 1,748 Filings Trending: ▼</p> | <p>Circuit/Court ID: 26 226139 Type of Case: Filings 2024 Average Month: 193 Jan-Jul 2024 : 1,353 Overall AVG. Month: 220</p> <p style="text-align: center;">Jan 23 - Jul 24</p> | <p style="text-align: center;">2024: 1,353 2023: 1,748</p> |

| Filings by Division | | | | | | | | | | | | | | | | |
|----------------------------------|------|-----|-----|-----|-----|-----|-----|-----|-----|-----|-----|-----|-----|----------|----------|-------|
| Divisions | | Jan | Feb | Mar | Apr | May | Jun | Jul | Aug | Sep | Oct | Nov | Dec | Thru Jul | % Change | Total |
| Total | 2024 | 190 | 171 | 284 | 171 | 191 | 151 | 195 | - | - | - | - | - | 1,353 | -23% | 1,353 |
| | 2023 | 308 | 374 | 207 | 198 | 175 | 255 | 231 | 212 | 215 | 220 | 184 | 251 | 1,748 | ▼ | 2,830 |
| Civil | 2024 | 16 | 13 | 18 | 12 | 23 | 13 | 17 | - | - | - | - | - | 112 | 1% | 112 |
| | 2023 | 14 | 17 | 20 | 14 | 13 | 11 | 22 | 35 | 30 | 22 | 20 | 14 | 111 | ▲ | 232 |
| Criminal | 2024 | 124 | 87 | 209 | 90 | 124 | 100 | 132 | - | - | - | - | - | 866 | -25% | 866 |
| | 2023 | 200 | 270 | 102 | 127 | 109 | 191 | 162 | 121 | 143 | 125 | 114 | 184 | 1,161 | ▼ | 1,848 |
| Concealed Handgun Permits | 2024 | 38 | 54 | 42 | 51 | 26 | 28 | 31 | - | - | - | - | - | 270 | -29% | 270 |
| | 2023 | 79 | 78 | 64 | 44 | 41 | 43 | 30 | 39 | 31 | 56 | 36 | 39 | 379 | ▼ | 580 |
| Miscellaneous/Other | 2024 | 12 | 16 | 15 | 17 | 17 | 10 | 15 | - | - | - | - | - | 102 | 5% | 102 |
| | 2023 | 15 | 9 | 21 | 13 | 12 | 10 | 17 | 17 | 11 | 17 | 14 | 14 | 97 | ▲ | 170 |
| Others | 2024 | - | 1 | - | 1 | 1 | - | - | - | - | - | - | - | 3 | 3 | 3 |
| | 2023 | - | - | - | - | - | - | - | - | - | - | - | - | 0 | ↔ | 0 |

| Filings by Case Category | | | | | | | | | | | | | | | | |
|--|------|-----|-----|-----|-----|-----|-----|-----|-----|-----|-----|-----|-----|----------|----------|-------|
| Case Categories | | Jan | Feb | Mar | Apr | May | Jun | Jul | Aug | Sep | Oct | Nov | Dec | Thru Jul | % Change | Total |
| Administrative Law | 2024 | - | - | - | - | - | - | - | - | - | - | - | - | 0 | 0 | 0 |
| | 2023 | - | - | - | - | - | - | - | - | - | - | - | 1 | 0 | ↔ | 1 |
| Capital Murder | 2024 | - | - | - | - | 2 | - | - | - | - | - | - | - | 2 | 2 | 2 |
| | 2023 | - | - | - | - | - | - | - | - | - | - | - | - | 0 | ↔ | 0 |
| Contested Divorce | 2024 | 3 | 1 | 2 | 1 | - | 3 | 2 | - | - | - | - | - | 12 | -40% | 12 |
| | 2023 | 2 | 2 | 4 | 3 | 2 | 2 | 5 | 3 | 3 | 4 | 2 | - | 20 | ▼ | 32 |
| Domestic and Family - Level 1 | 2024 | 1 | 2 | 2 | - | 2 | 1 | 2 | - | - | - | - | - | 10 | -41% | 10 |
| | 2023 | 2 | 2 | 3 | - | - | 2 | 8 | 4 | 5 | 1 | 1 | 1 | 17 | ▼ | 29 |
| Domestic and Family - Level 2 | 2024 | 3 | 1 | 3 | 2 | 6 | - | 1 | - | - | - | - | - | 16 | 100% | 16 |
| | 2023 | - | 1 | 2 | - | 1 | 2 | 2 | 9 | 2 | 8 | 9 | 4 | 8 | ▲ | 40 |
| Felonies and Related Matters | 2024 | 91 | 53 | 162 | 57 | 77 | 82 | 90 | - | - | - | - | - | 612 | -16% | 612 |
| | 2023 | 113 | 212 | 53 | 57 | 78 | 95 | 117 | 81 | 85 | 82 | 78 | 112 | 725 | ▼ | 1,163 |
| General Civil - Level 1 | 2024 | - | - | - | - | - | - | - | - | - | - | - | - | 0 | -100% | 0 |
| | 2023 | - | 1 | - | - | 1 | - | - | - | - | - | - | - | 2 | ▼ | 2 |
| General Civil - Level 2 | 2024 | 4 | 1 | 5 | 2 | 12 | - | 8 | - | - | - | - | - | 32 | 78% | 32 |
| | 2023 | 4 | 3 | 1 | 3 | 3 | 4 | - | 2 | 4 | 2 | 3 | 2 | 18 | ▲ | 31 |
| General Civil - Level 3 | 2024 | 3 | 4 | 1 | 1 | 4 | 4 | 4 | - | - | - | - | - | 21 | 110% | 21 |
| | 2023 | 2 | 3 | - | 1 | 1 | - | 3 | 9 | 10 | - | 1 | 8 | 10 | ▲ | 38 |
| Miscellaneous Civil | 2024 | 47 | 67 | 55 | 64 | 39 | 38 | 43 | - | - | - | - | - | 353 | -24% | 353 |
| | 2023 | 91 | 86 | 84 | 56 | 50 | 50 | 47 | 50 | 41 | 73 | 49 | 50 | 464 | ▼ | 727 |
| Misdemeanor | 2024 | 34 | 34 | 45 | 34 | 43 | 18 | 41 | - | - | - | - | - | 249 | -34% | 249 |
| | 2023 | 87 | 51 | 36 | 49 | 25 | 92 | 36 | 36 | 44 | 38 | 29 | 72 | 376 | ▼ | 595 |
| Other | 2024 | - | 1 | - | 2 | 1 | 2 | - | - | - | - | - | - | 6 | 6 | 6 |
| | 2023 | - | - | - | - | - | - | - | - | 1 | 1 | - | - | 0 | ↔ | 2 |
| Other Criminally Related Matters | 2024 | - | - | 4 | - | 2 | - | 1 | - | - | - | - | - | 7 | -89% | 7 |
| | 2023 | - | 8 | 13 | 21 | 6 | 4 | 9 | 7 | 14 | 5 | 9 | - | 61 | ▼ | 96 |
| Probates/Wills & Trusts - Level 2 | 2024 | - | - | 1 | - | 2 | 1 | 1 | - | - | - | - | - | 5 | 0% | 5 |
| | 2023 | - | - | 1 | 1 | - | 2 | 1 | - | 1 | 1 | - | - | 5 | ↔ | 7 |
| Protective Orders | 2024 | - | 1 | 1 | 1 | - | - | - | - | - | - | - | - | 3 | 200% | 3 |
| | 2023 | - | - | - | - | 1 | - | - | - | - | - | - | - | 1 | ▲ | 1 |
| Uncontested Divorce | 2024 | 4 | 6 | 3 | 7 | 1 | 2 | 2 | - | - | - | - | - | 25 | -39% | 25 |
| | 2023 | 7 | 5 | 10 | 7 | 7 | 2 | 3 | 11 | 5 | 5 | 3 | 1 | 41 | ▼ | 66 |

This report reflects data in the case management system. Numbers will update accordingly as reports are refreshed and posted.

CPSS-CCMS-10.01 CASELOAD STATISTICS OF THE CIRCUIT COURTS

Rockingham

January 2023 -- July 2024 Filings


Alexandria and Fairfax Circuit are not Included in State Totals

Dashboard

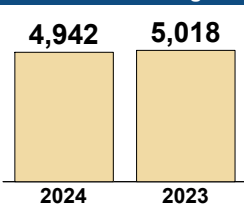
Court: Rockingham Circuit
Start/End Date: Jan-23 / Jul-24
2023 Average Month: 716
Jan-Jul 2023: 5,018
Filings Trending: ↔

Circuit/Court ID: 26 226165
Type of Case: Filings
2024 Average Month: 706
Jan-Jul 2024 : 4,942
Overall AVG. Month: 712

Monthly Filings Summary



Jan --- Jul Filings



Filings by Division

| Divisions | Jan | Feb | Mar | Apr | May | Jun | Jul | Aug | Sep | Oct | Nov | Dec | Thru Jul | % Change | Total |
|----------------------------------|-----|-----|-----|-----|-----|-----|-----|-----|-----|-----|-----|-----|----------|----------|-------|
| Total | 745 | 743 | 746 | 748 | 661 | 676 | 623 | - | - | - | - | - | 4,942 | -2% | 4,942 |
| 2023 | 757 | 700 | 885 | 657 | 690 | 723 | 606 | 749 | 633 | 775 | 590 | 823 | 5,018 | ▼ | 8,588 |
| Civil | 78 | 62 | 83 | 61 | 71 | 58 | 78 | - | - | - | - | - | 491 | 0% | 491 |
| 2023 | 54 | 73 | 107 | 66 | 66 | 66 | 61 | 62 | 68 | 56 | 43 | 69 | 493 | ▼ | 791 |
| Criminal | 299 | 282 | 284 | 340 | 278 | 277 | 251 | - | - | - | - | - | 2,011 | 5% | 2,011 |
| 2023 | 274 | 239 | 292 | 234 | 282 | 363 | 228 | 303 | 298 | 373 | 254 | 244 | 1,912 | ▲ | 3,384 |
| Concealed Handgun Permits | 202 | 180 | 199 | 183 | 169 | 146 | 161 | - | - | - | - | - | 1,240 | -12% | 1,240 |
| 2023 | 236 | 219 | 268 | 188 | 183 | 143 | 170 | 173 | 131 | 176 | 156 | 147 | 1,407 | ▼ | 2,190 |
| Miscellaneous/Other | 166 | 219 | 180 | 163 | 143 | 194 | 133 | - | - | - | - | - | 1,198 | 0% | 1,198 |
| 2023 | 192 | 169 | 218 | 169 | 158 | 151 | 147 | 211 | 136 | 170 | 137 | 363 | 1,204 | ▼ | 2,221 |
| Others | - | - | - | 1 | - | 1 | - | - | - | - | - | - | 2 | 0% | 2 |
| 2023 | 1 | - | - | - | 1 | - | - | - | - | - | - | - | 2 | ↔ | 2 |

Filings by Case Category

| Case Categories | Jan | Feb | Mar | Apr | May | Jun | Jul | Aug | Sep | Oct | Nov | Dec | Thru Jul | % Change | Total |
|--|-----|-----|-----|-----|-----|-----|-----|-----|-----|-----|-----|-----|----------|----------|-------|
| Administrative Law | 1 | - | - | 2 | - | 1 | - | - | - | - | - | - | 4 | 0% | 4 |
| 2023 | - | - | 1 | - | 1 | 1 | 1 | - | 2 | - | - | - | 4 | ↔ | 6 |
| Capital Murder | 2 | - | - | - | - | - | - | - | - | - | - | - | 2 | 2 | 2 |
| 2023 | - | - | - | - | - | - | - | - | 1 | 4 | - | - | 0 | ↔ | 5 |
| Contested Divorce | 9 | 11 | 7 | 13 | 7 | 6 | 14 | - | - | - | - | - | 67 | -1% | 67 |
| 2023 | 10 | 14 | 7 | 11 | 12 | 8 | 6 | 7 | 14 | 9 | 10 | 9 | 68 | ▼ | 117 |
| Domestic and Family - Level 1 | 27 | 8 | 17 | 8 | 8 | - | 7 | - | - | - | - | - | 75 | -11% | 75 |
| 2023 | 8 | 6 | 41 | 12 | - | 7 | 10 | 4 | 5 | 4 | 1 | 9 | 84 | ▼ | 107 |
| Domestic and Family - Level 2 | 1 | 2 | 6 | 3 | 9 | 2 | 6 | - | - | - | - | - | 29 | -15% | 29 |
| 2023 | 4 | 1 | 4 | 5 | 11 | 7 | 2 | 5 | 3 | 2 | 4 | 11 | 34 | ▼ | 59 |
| Felonies and Related Matters | 225 | 221 | 228 | 255 | 202 | 193 | 191 | - | - | - | - | - | 1,515 | 4% | 1,515 |
| 2023 | 207 | 166 | 242 | 177 | 217 | 273 | 171 | 226 | 224 | 292 | 184 | 178 | 1,453 | ▲ | 2,557 |
| General Civil - Level 1 | 1 | 1 | 1 | 1 | - | 2 | 3 | - | - | - | - | - | 9 | 29% | 9 |
| 2023 | - | - | 2 | - | 4 | 1 | - | - | - | - | - | 1 | 7 | ▲ | 8 |
| General Civil - Level 2 | 11 | 14 | 26 | 12 | 21 | 12 | 16 | - | - | - | - | - | 112 | 18% | 112 |
| 2023 | 9 | 18 | 14 | 15 | 13 | 19 | 7 | 7 | 8 | 14 | 7 | 13 | 95 | ▲ | 144 |
| General Civil - Level 3 | 8 | 6 | 7 | 6 | 3 | 8 | 8 | - | - | - | - | - | 46 | -8% | 46 |
| 2023 | 6 | 5 | 9 | 10 | 3 | 7 | 10 | 12 | 3 | 7 | 10 | 13 | 50 | ▼ | 95 |
| Miscellaneous Civil | 242 | 231 | 253 | 240 | 210 | 199 | 215 | - | - | - | - | - | 1,590 | -11% | 1,590 |
| 2023 | 285 | 266 | 353 | 237 | 232 | 189 | 220 | 239 | 173 | 240 | 198 | 186 | 1,782 | ▼ | 2,818 |
| Misdemeanor | 65 | 55 | 50 | 76 | 66 | 78 | 49 | - | - | - | - | - | 439 | 8% | 439 |
| 2023 | 59 | 66 | 44 | 50 | 53 | 80 | 54 | 68 | 58 | 69 | 50 | 56 | 406 | ▲ | 707 |
| Other | 120 | 161 | 115 | 99 | 93 | 134 | 72 | - | - | - | - | - | 794 | 1% | 794 |
| 2023 | 139 | 116 | 127 | 111 | 101 | 95 | 96 | 142 | 95 | 100 | 88 | 319 | 785 | ▲ | 1,529 |
| Other Criminally Related Matters | 8 | 6 | 6 | 10 | 10 | 6 | 13 | - | - | - | - | - | 59 | 11% | 59 |
| 2023 | 8 | 7 | 6 | 7 | 12 | 10 | 3 | 9 | 15 | 8 | 20 | 13 | 53 | ▲ | 118 |
| Probates/Wills & Trusts - Level 1 | 1 | - | - | - | 1 | 1 | - | - | - | - | - | - | 3 | 3 | 3 |
| 2023 | - | - | - | - | - | - | - | - | - | - | - | - | 0 | ↔ | 0 |
| Probates/Wills & Trusts - Level 2 | 4 | 3 | 2 | 3 | 1 | 3 | 1 | - | - | - | - | - | 17 | -23% | 17 |
| 2023 | 5 | 5 | 2 | 5 | 4 | 1 | - | 2 | 6 | 4 | 2 | - | 22 | ▼ | 36 |
| Protective Orders | - | - | - | - | 2 | 1 | 1 | - | - | - | - | - | 4 | -73% | 4 |
| 2023 | - | 4 | 6 | - | 1 | 1 | 3 | 3 | - | 2 | - | 2 | 15 | ▼ | 22 |
| Uncontested Divorce | 20 | 24 | 28 | 20 | 28 | 30 | 27 | - | - | - | - | - | 177 | 11% | 177 |
| 2023 | 17 | 26 | 27 | 17 | 26 | 24 | 23 | 25 | 26 | 20 | 16 | 13 | 160 | ▲ | 260 |

This report reflects data in the case management system. Numbers will update accordingly as reports are refreshed and posted.

| Dashboard | | Monthly Filings Summary | | Jan --- Jul Filings | |
|--|------------------------------------|-------------------------|--|---------------------|--|
| Court: Shenandoah Circuit | Circuit/Court ID: 26 226171 | | | | |
| Start/End Date: Jan-23 / Jul-24 | Type of Case: Filings | | | | |
| 2023 Average Month: 315 | 2024 Average Month: 291 | | | | |
| Jan-Jul 2023: 2,174 | Jan-Jul 2024 : 2,035 | | | | |
| Filings Trending: ▼ | Overall AVG. Month: 306 | | | | |

| Filings by Division | | | | | | | | | | | | | | | | |
|----------------------------------|------|-----|-----|-----|-----|-----|-----|-----|-----|-----|-----|-----|-----|----------|----------|-------|
| Divisions | | Jan | Feb | Mar | Apr | May | Jun | Jul | Aug | Sep | Oct | Nov | Dec | Thru Jul | % Change | Total |
| Total | 2024 | 277 | 291 | 320 | 296 | 250 | 262 | 339 | - | - | - | - | - | 2,035 | -6% | 2,035 |
| | 2023 | 254 | 249 | 317 | 294 | 308 | 414 | 338 | 370 | 271 | 310 | 271 | 379 | 2,174 | ▼ | 3,775 |
| Civil | 2024 | 20 | 31 | 31 | 30 | 26 | 27 | 28 | - | - | - | - | - | 193 | 16% | 193 |
| | 2023 | 28 | 15 | 24 | 16 | 33 | 16 | 34 | 23 | 21 | 32 | 35 | 16 | 166 | ▲ | 293 |
| Criminal | 2024 | 51 | 89 | 102 | 91 | 63 | 104 | 164 | - | - | - | - | - | 664 | -19% | 664 |
| | 2023 | 49 | 79 | 77 | 96 | 137 | 231 | 149 | 88 | 96 | 112 | 120 | 101 | 818 | ▼ | 1,335 |
| Concealed Handgun Permits | 2024 | 102 | 91 | 93 | 97 | 95 | 54 | 68 | - | - | - | - | - | 600 | -26% | 600 |
| | 2023 | 135 | 114 | 161 | 108 | 99 | 118 | 79 | 80 | 77 | 114 | 69 | 78 | 814 | ▼ | 1,232 |
| Miscellaneous/Other | 2024 | 99 | 71 | 92 | 74 | 62 | 65 | 73 | - | - | - | - | - | 536 | 45% | 536 |
| | 2023 | 42 | 41 | 55 | 74 | 39 | 49 | 70 | 175 | 75 | 50 | 47 | 178 | 370 | ▲ | 895 |
| Others | 2024 | 5 | 9 | 2 | 4 | 4 | 12 | 6 | - | - | - | - | - | 42 | 600% | 42 |
| | 2023 | - | - | - | - | - | - | 6 | 4 | 2 | 2 | - | 6 | 6 | ▲ | 20 |

| Filings by Case Category | | | | | | | | | | | | | | | | |
|--|------|-----|-----|-----|-----|-----|-----|-----|-----|-----|-----|-----|-----|----------|----------|-------|
| Case Categories | | Jan | Feb | Mar | Apr | May | Jun | Jul | Aug | Sep | Oct | Nov | Dec | Thru Jul | % Change | Total |
| Administrative Law | 2024 | - | - | 1 | - | 1 | - | - | - | - | - | - | - | 2 | 2 | 2 |
| | 2023 | - | - | - | - | - | - | - | - | - | - | 1 | - | 0 | ↔ | 1 |
| Contested Divorce | 2024 | 1 | 4 | 5 | 3 | 7 | 3 | 3 | - | - | - | - | - | 26 | 18% | 26 |
| | 2023 | 1 | 6 | 4 | 4 | 2 | 3 | 2 | 5 | 1 | 4 | 3 | 3 | 22 | ▲ | 38 |
| Domestic and Family - Level 1 | 2024 | 3 | 10 | 5 | 9 | 2 | 8 | 5 | - | - | - | - | - | 42 | 5% | 42 |
| | 2023 | 7 | 2 | 4 | 1 | 9 | 3 | 14 | 8 | 2 | 1 | 7 | 4 | 40 | ▲ | 62 |
| Domestic and Family - Level 2 | 2024 | - | 1 | - | 2 | 1 | - | - | - | - | - | - | - | 4 | -69% | 4 |
| | 2023 | - | 2 | - | 1 | 4 | - | 6 | 3 | 1 | - | 1 | - | 13 | ▼ | 18 |
| Felonies and Related Matters | 2024 | 29 | 58 | 35 | 57 | 29 | 52 | 80 | - | - | - | - | - | 340 | -38% | 340 |
| | 2023 | 40 | 65 | 61 | 60 | 115 | 108 | 99 | 70 | 83 | 86 | 96 | 38 | 548 | ▼ | 921 |
| General Civil - Level 1 | 2024 | - | - | - | - | - | 2 | - | - | - | - | - | - | 2 | 2 | 2 |
| | 2023 | - | - | - | - | - | - | - | - | - | 1 | 1 | - | 0 | ↔ | 2 |
| General Civil - Level 2 | 2024 | 7 | 4 | 8 | 7 | 7 | 5 | 7 | - | - | - | - | - | 45 | 45% | 45 |
| | 2023 | 4 | 1 | 5 | 3 | 6 | 7 | 5 | 4 | 4 | 11 | 10 | 4 | 31 | ▲ | 64 |
| General Civil - Level 3 | 2024 | 2 | 1 | 1 | 4 | 1 | 2 | 1 | - | - | - | - | - | 12 | 33% | 12 |
| | 2023 | - | 1 | 2 | 1 | 1 | 2 | 2 | 2 | 1 | 1 | 1 | 4 | 9 | ▲ | 18 |
| Miscellaneous Civil | 2024 | 123 | 117 | 111 | 127 | 117 | 80 | 93 | - | - | - | - | - | 768 | -19% | 768 |
| | 2023 | 148 | 139 | 188 | 127 | 112 | 134 | 102 | 102 | 95 | 131 | 89 | 100 | 950 | ▼ | 1,467 |
| Misdemeanor | 2024 | 22 | 22 | 53 | 26 | 27 | 40 | 65 | - | - | - | - | - | 255 | 3% | 255 |
| | 2023 | 8 | 13 | 10 | 23 | 28 | 120 | 45 | 17 | 13 | 21 | 21 | 59 | 247 | ▲ | 378 |
| Other | 2024 | 82 | 54 | 75 | 47 | 42 | 49 | 53 | - | - | - | - | - | 402 | 75% | 402 |
| | 2023 | 28 | 16 | 26 | 56 | 24 | 31 | 49 | 152 | 59 | 37 | 26 | 161 | 230 | ▲ | 665 |
| Other Criminally Related Matters | 2024 | - | 9 | 14 | 8 | 7 | 12 | 20 | - | - | - | - | - | 70 | 126% | 70 |
| | 2023 | 1 | 1 | 6 | 14 | 1 | 3 | 5 | 2 | - | 5 | 3 | 4 | 31 | ▲ | 45 |
| Probates/Wills & Trusts - Level 1 | 2024 | - | - | - | - | - | - | - | - | - | - | - | - | 0 | -100% | 0 |
| | 2023 | - | - | 1 | - | 1 | - | - | - | 2 | - | 1 | - | 2 | ▼ | 5 |
| Probates/Wills & Trusts - Level 2 | 2024 | 2 | 5 | 1 | - | 1 | 2 | 6 | - | - | - | - | - | 17 | 240% | 17 |
| | 2023 | 2 | - | 2 | - | - | - | 1 | 2 | 1 | 1 | - | - | 5 | ▲ | 9 |
| Protective Orders | 2024 | - | - | - | - | - | - | - | - | - | - | - | - | 0 | 0 | 0 |
| | 2023 | - | - | - | - | - | - | - | - | - | - | 1 | - | 0 | ↔ | 1 |
| Uncontested Divorce | 2024 | 6 | 6 | 11 | 6 | 8 | 7 | 6 | - | - | - | - | - | 50 | 9% | 50 |
| | 2023 | 15 | 3 | 8 | 4 | 5 | 3 | 8 | 3 | 9 | 11 | 10 | 2 | 46 | ▲ | 81 |

| Dashboard | | Monthly Filings Summary | | Jan --- Jul Filings | |
|--|------------------------------------|-------------------------|--|---------------------------|--|
| Court: Warren Circuit | Circuit/Court ID: 26 226187 | | | 2,319 2,301 | |
| Start/End Date: Jan-23 / Jul-24 | Type of Case: Filings | | | | |
| 2023 Average Month: 322 | 2024 Average Month: 331 | | | 2024 2023 | |
| Jan-Jul 2023: 2,301 | Jan-Jul 2024 : 2,319 | | | | |
| Filings Trending: ↔ | Overall AVG. Month: 326 | | | | |

| Filings by Division | | | | | | | | | | | | | | | | |
|----------------------------------|------|-----|-----|-----|-----|-----|-----|-----|-----|-----|-----|-----|-----|----------|----------|-------|
| Divisions | | Jan | Feb | Mar | Apr | May | Jun | Jul | Aug | Sep | Oct | Nov | Dec | Thru Jul | % Change | Total |
| Total | 2024 | 349 | 312 | 301 | 359 | 332 | 271 | 395 | - | - | - | - | - | 2,319 | 1% | 2,319 |
| | 2023 | 340 | 324 | 426 | 302 | 305 | 267 | 337 | 312 | 256 | 306 | 323 | 370 | 2,301 | ▲ | 3,868 |
| Civil | 2024 | 28 | 35 | 26 | 26 | 35 | 33 | 33 | - | - | - | - | - | 216 | 1% | 216 |
| | 2023 | 20 | 27 | 16 | 55 | 33 | 28 | 34 | 37 | 26 | 24 | 35 | 33 | 213 | ▲ | 368 |
| Criminal | 2024 | 162 | 119 | 118 | 167 | 186 | 106 | 216 | - | - | - | - | - | 1,074 | 10% | 1,074 |
| | 2023 | 142 | 159 | 163 | 108 | 139 | 111 | 154 | 145 | 91 | 116 | 132 | 134 | 976 | ▲ | 1,594 |
| Concealed Handgun Permits | 2024 | 85 | 81 | 87 | 64 | 59 | 59 | 68 | - | - | - | - | - | 503 | -18% | 503 |
| | 2023 | 123 | 84 | 109 | 82 | 64 | 65 | 83 | 62 | 69 | 78 | 80 | 54 | 610 | ▼ | 953 |
| Miscellaneous/Other | 2024 | 71 | 77 | 70 | 102 | 52 | 73 | 78 | - | - | - | - | - | 523 | 4% | 523 |
| | 2023 | 55 | 54 | 138 | 57 | 69 | 63 | 65 | 66 | 70 | 87 | 76 | 149 | 501 | ▲ | 949 |
| Others | 2024 | 3 | - | - | - | - | - | - | - | - | - | - | - | 3 | 200% | 3 |
| | 2023 | - | - | - | - | - | - | 1 | 2 | - | 1 | - | - | 1 | ▲ | 4 |

| Filings by Case Category | | | | | | | | | | | | | | | | |
|--|------|-----|-----|-----|-----|-----|-----|-----|-----|-----|-----|-----|-----|----------|----------|-------|
| Case Categories | | Jan | Feb | Mar | Apr | May | Jun | Jul | Aug | Sep | Oct | Nov | Dec | Thru Jul | % Change | Total |
| Administrative Law | 2024 | 1 | - | - | - | - | - | 1 | - | - | - | - | - | 2 | 0% | 2 |
| | 2023 | 1 | - | 1 | - | - | - | - | - | - | - | - | - | 2 | ↔ | 2 |
| Capital Murder | 2024 | - | - | 1 | - | - | 1 | - | - | - | - | - | - | 2 | 2 | 2 |
| | 2023 | - | - | - | - | - | - | - | - | - | - | - | - | 0 | ↔ | 0 |
| Contested Divorce | 2024 | 1 | 2 | 5 | 5 | 5 | 2 | 3 | - | - | - | - | - | 23 | 21% | 23 |
| | 2023 | - | 2 | 1 | 4 | 6 | 5 | 1 | 2 | 2 | 1 | 3 | 3 | 19 | ▲ | 30 |
| Domestic and Family - Level 1 | 2024 | 2 | 15 | - | 5 | 1 | 7 | 11 | - | - | - | - | - | 41 | -11% | 41 |
| | 2023 | 3 | 3 | - | 17 | 6 | 3 | 14 | 7 | 3 | 11 | 20 | 3 | 46 | ▼ | 90 |
| Domestic and Family - Level 2 | 2024 | 2 | 1 | 1 | 1 | 3 | - | 2 | - | - | - | - | - | 10 | -58% | 10 |
| | 2023 | - | 1 | 3 | 13 | 1 | 2 | 4 | - | 1 | 1 | - | 3 | 24 | ▼ | 29 |
| Felonies and Related Matters | 2024 | 126 | 91 | 79 | 121 | 128 | 66 | 170 | - | - | - | - | - | 781 | 9% | 781 |
| | 2023 | 99 | 107 | 119 | 88 | 92 | 78 | 131 | 97 | 69 | 78 | 101 | 102 | 714 | ▲ | 1,161 |
| General Civil - Level 1 | 2024 | 1 | - | - | - | - | 1 | - | - | - | - | - | - | 2 | 100% | 2 |
| | 2023 | - | 1 | - | - | - | - | - | 1 | - | - | - | 1 | 1 | ▲ | 3 |
| General Civil - Level 2 | 2024 | 7 | 7 | 6 | 5 | 7 | 11 | 6 | - | - | - | - | - | 49 | 81% | 49 |
| | 2023 | 3 | 4 | 1 | 2 | 8 | 7 | 2 | 6 | 8 | 3 | 6 | 9 | 27 | ▲ | 59 |
| General Civil - Level 3 | 2024 | 3 | 1 | 3 | 3 | 8 | 4 | 4 | - | - | - | - | - | 26 | 136% | 26 |
| | 2023 | 2 | 3 | 1 | 4 | 1 | - | - | 2 | - | 1 | 2 | 8 | 11 | ▲ | 24 |
| Miscellaneous Civil | 2024 | 104 | 104 | 112 | 92 | 79 | 81 | 100 | - | - | - | - | - | 672 | -12% | 672 |
| | 2023 | 143 | 107 | 140 | 105 | 82 | 88 | 102 | 89 | 98 | 104 | 98 | 69 | 767 | ▼ | 1,225 |
| Misdemeanor | 2024 | 28 | 26 | 30 | 30 | 49 | 35 | 38 | - | - | - | - | - | 236 | 18% | 236 |
| | 2023 | 33 | 40 | 39 | 17 | 33 | 15 | 23 | 33 | 20 | 31 | 25 | 29 | 200 | ▲ | 338 |
| Other | 2024 | 57 | 50 | 45 | 76 | 34 | 51 | 45 | - | - | - | - | - | 358 | 5% | 358 |
| | 2023 | 33 | 32 | 106 | 31 | 49 | 44 | 46 | 41 | 43 | 61 | 56 | 134 | 341 | ▲ | 676 |
| Other Criminally Related Matters | 2024 | 8 | 2 | 8 | 16 | 9 | 4 | 8 | - | - | - | - | - | 55 | -13% | 55 |
| | 2023 | 10 | 12 | 5 | 3 | 14 | 18 | 1 | 15 | 3 | 7 | 7 | 3 | 63 | ▼ | 98 |
| Probates/Wills & Trusts - Level 1 | 2024 | - | 1 | 1 | - | - | - | - | - | - | - | - | - | 2 | 2 | 2 |
| | 2023 | - | - | - | - | - | - | - | - | - | - | - | - | 0 | ↔ | 0 |
| Probates/Wills & Trusts - Level 2 | 2024 | 3 | 1 | 2 | - | 2 | - | - | - | - | - | - | - | 8 | -50% | 8 |
| | 2023 | 5 | 2 | 2 | 2 | 3 | 1 | 1 | 2 | 1 | 2 | 1 | 1 | 16 | ▼ | 23 |
| Uncontested Divorce | 2024 | 6 | 11 | 8 | 5 | 7 | 8 | 7 | - | - | - | - | - | 52 | -26% | 52 |
| | 2023 | 8 | 10 | 8 | 16 | 10 | 6 | 12 | 17 | 8 | 6 | 4 | 5 | 70 | ▼ | 110 |

This report reflects data in the case management system. Numbers will update accordingly as reports are refreshed and posted.

| Dashboard | | Monthly Filings Summary | | Jan --- Jul Filings | |
|---|--|-------------------------|--|---------------------|--|
| <p>Court: Winchester Circuit Start/End Date: Jan-23 / Jul-24 2023 Average Month: 188 Jan-Jul 2023: 1,272 Filings Trending: ▲</p> | <p>Circuit/Court ID: 26 226840 Type of Case: Filings 2024 Average Month: 213 Jan-Jul 2024 : 1,491 Overall AVG. Month: 197</p> | | | | |

| Filings by Division | | | | | | | | | | | | | | | | |
|----------------------------------|------|-----|-----|-----|-----|-----|-----|-----|-----|-----|-----|-----|-----|----------|----------|-------|
| Divisions | | Jan | Feb | Mar | Apr | May | Jun | Jul | Aug | Sep | Oct | Nov | Dec | Thru Jul | % Change | Total |
| Total | 2024 | 185 | 194 | 186 | 290 | 184 | 231 | 221 | - | - | - | - | - | 1,491 | 17% | 1,491 |
| | 2023 | 228 | 156 | 192 | 161 | 203 | 180 | 152 | 222 | 222 | 166 | 227 | 145 | 1,272 | ▲ | 2,254 |
| Civil | 2024 | 12 | 19 | 16 | 54 | 18 | 16 | 19 | - | - | - | - | - | 154 | -4% | 154 |
| | 2023 | 38 | 24 | 17 | 18 | 21 | 27 | 16 | 34 | 30 | 21 | 20 | 19 | 161 | ▼ | 285 |
| Criminal | 2024 | 105 | 109 | 117 | 169 | 112 | 157 | 114 | - | - | - | - | - | 883 | 23% | 883 |
| | 2023 | 123 | 80 | 116 | 90 | 119 | 94 | 95 | 130 | 147 | 95 | 148 | 81 | 717 | ▲ | 1,318 |
| Concealed Handgun Permits | 2024 | 26 | 23 | 22 | 29 | 22 | 28 | 38 | - | - | - | - | - | 188 | 13% | 188 |
| | 2023 | 42 | 23 | 25 | 27 | 18 | 18 | 13 | 18 | 17 | 22 | 22 | 12 | 166 | ▲ | 257 |
| Miscellaneous/ Other | 2024 | 42 | 42 | 31 | 37 | 29 | 28 | 40 | - | - | - | - | - | 249 | 13% | 249 |
| | 2023 | 24 | 29 | 32 | 26 | 44 | 40 | 26 | 38 | 28 | 27 | 36 | 32 | 221 | ▲ | 382 |
| Others | 2024 | - | 1 | - | 1 | 3 | 2 | 10 | - | - | - | - | - | 17 | 143% | 17 |
| | 2023 | 1 | - | 2 | - | 1 | 1 | 2 | 2 | - | - | 1 | 1 | 7 | ▲ | 12 |

| Filings by Case Category | | | | | | | | | | | | | | | | |
|--|------|-----|-----|-----|-----|-----|-----|-----|-----|-----|-----|-----|-----|----------|----------|-------|
| Case Categories | | Jan | Feb | Mar | Apr | May | Jun | Jul | Aug | Sep | Oct | Nov | Dec | Thru Jul | % Change | Total |
| Contested Divorce | 2024 | 3 | 1 | 1 | 3 | - | 2 | 2 | - | - | - | - | - | 12 | -29% | 12 |
| | 2023 | 3 | 1 | 3 | 4 | 3 | 2 | 1 | 3 | 2 | 2 | 4 | 2 | 17 | ▼ | 30 |
| Domestic and Family - Level 1 | 2024 | 1 | 4 | 4 | 19 | 2 | 4 | 2 | - | - | - | - | - | 36 | -12% | 36 |
| | 2023 | 17 | 9 | 3 | - | 3 | 9 | - | 5 | 12 | 8 | 1 | 1 | 41 | ▼ | 68 |
| Domestic and Family - Level 2 | 2024 | - | 2 | - | 1 | 5 | 2 | 4 | - | - | - | - | - | 14 | -18% | 14 |
| | 2023 | 4 | 4 | 1 | 4 | 1 | 2 | 1 | 5 | 1 | 2 | 1 | - | 17 | ▼ | 26 |
| Felonies and Related Matters | 2024 | 73 | 81 | 74 | 141 | 87 | 125 | 72 | - | - | - | - | - | 653 | 15% | 653 |
| | 2023 | 93 | 61 | 93 | 64 | 98 | 80 | 77 | 103 | 115 | 78 | 114 | 73 | 566 | ▲ | 1,049 |
| General Civil - Level 1 | 2024 | - | 1 | - | 1 | - | - | - | - | - | - | - | - | 2 | -67% | 2 |
| | 2023 | 2 | - | 3 | - | 1 | - | - | - | 1 | 1 | 1 | 2 | 6 | ▼ | 11 |
| General Civil - Level 2 | 2024 | 4 | 2 | 3 | 10 | 3 | 5 | 3 | - | - | - | - | - | 30 | 11% | 30 |
| | 2023 | 2 | 7 | 2 | 3 | 4 | 6 | 3 | 6 | 4 | 1 | 2 | 8 | 27 | ▲ | 48 |
| General Civil - Level 3 | 2024 | 1 | 2 | 1 | 3 | 1 | 1 | 3 | - | - | - | - | - | 12 | 50% | 12 |
| | 2023 | 3 | - | 1 | 2 | 1 | 1 | - | 1 | 3 | - | 2 | 4 | 8 | ▲ | 18 |
| Miscellaneous Civil | 2024 | 40 | 38 | 36 | 46 | 38 | 40 | 49 | - | - | - | - | - | 287 | 16% | 287 |
| | 2023 | 52 | 33 | 35 | 40 | 30 | 33 | 24 | 32 | 28 | 30 | 35 | 23 | 247 | ▲ | 395 |
| Misdemeanor | 2024 | 26 | 21 | 36 | 35 | 23 | 29 | 38 | - | - | - | - | - | 208 | 61% | 208 |
| | 2023 | 27 | 13 | 21 | 22 | 18 | 14 | 14 | 20 | 29 | 17 | 29 | 5 | 129 | ▲ | 229 |
| Other | 2024 | 26 | 27 | 17 | 19 | 16 | 18 | 37 | - | - | - | - | - | 160 | 10% | 160 |
| | 2023 | 14 | 17 | 24 | 13 | 33 | 27 | 17 | 26 | 18 | 20 | 25 | 20 | 145 | ▲ | 254 |
| Other Criminally Related Matters | 2024 | 6 | 7 | 7 | 3 | 2 | 3 | 5 | - | - | - | - | - | 33 | 50% | 33 |
| | 2023 | 3 | 6 | 2 | 4 | 3 | - | 4 | 7 | 3 | 1 | 5 | 3 | 22 | ▲ | 41 |
| Probates/Wills & Trusts - Level 2 | 2024 | 2 | 2 | 1 | 2 | 1 | - | 1 | - | - | - | - | - | 9 | -44% | 9 |
| | 2023 | 4 | 5 | 2 | 2 | - | - | 3 | 1 | 1 | 3 | 1 | 2 | 16 | ▼ | 24 |
| Protective Orders | 2024 | 1 | - | - | - | - | - | 1 | - | - | - | - | - | 2 | 100% | 2 |
| | 2023 | - | - | - | - | - | 1 | - | - | - | - | 2 | - | 1 | ▲ | 3 |
| Uncontested Divorce | 2024 | 2 | 6 | 6 | 7 | 6 | 2 | 4 | - | - | - | - | - | 33 | 10% | 33 |
| | 2023 | 4 | - | 2 | 3 | 8 | 5 | 8 | 12 | 5 | 3 | 4 | 4 | 30 | ▲ | 58 |

| Dashboard | | Monthly Filings Summary | | Jan --- Jul Filings | | | | | |
|---|--|---|--|---|--|-----|-----|------|------|
| <p>Court: Bland Circuit Start/End Date: Jan-23 / Jul-24 2023 Average Month: 40 Jan-Jul 2023: 291 Filings Trending: ▼</p> | <p>Circuit/Court ID: 27 227021 Type of Case: Filings 2024 Average Month: 39 Jan-Jul 2024 : 274 Overall AVG. Month: 40</p> | <p style="text-align: center; font-weight: bold; color: white;">Jan 23 - Jul 24</p> | | <table border="1" style="margin: auto;"> <tr> <td style="text-align: center; font-size: 24px; font-weight: bold;">274</td> <td style="text-align: center; font-size: 24px; font-weight: bold;">291</td> </tr> <tr> <td style="text-align: center; font-size: 12px;">2024</td> <td style="text-align: center; font-size: 12px;">2023</td> </tr> </table> | | 274 | 291 | 2024 | 2023 |
| 274 | 291 | | | | | | | | |
| 2024 | 2023 | | | | | | | | |

| Filings by Division | | | | | | | | | | | | | | | | |
|----------------------------------|------|-----|-----|-----|-----|-----|-----|-----|-----|-----|-----|-----|-----|----------|----------|-------|
| Divisions | | Jan | Feb | Mar | Apr | May | Jun | Jul | Aug | Sep | Oct | Nov | Dec | Thru Jul | % Change | Total |
| Total | 2024 | 35 | 36 | 42 | 39 | 42 | 41 | 39 | - | - | - | - | - | 274 | -6% | 274 |
| | 2023 | 36 | 57 | 76 | 25 | 40 | 36 | 21 | 34 | 35 | 36 | 57 | 29 | 291 | ▼ | 482 |
| Civil | 2024 | 7 | 3 | 1 | 4 | 11 | 8 | 3 | - | - | - | - | - | 37 | 68% | 37 |
| | 2023 | 4 | 2 | 5 | 1 | - | 6 | 4 | 3 | 5 | 4 | 8 | 2 | 22 | ▲ | 44 |
| Criminal | 2024 | 10 | 9 | 3 | 9 | 11 | 7 | 3 | - | - | - | - | - | 52 | 2% | 52 |
| | 2023 | 8 | 10 | 18 | - | 6 | 4 | 5 | 14 | 9 | 8 | 19 | 13 | 51 | ▲ | 114 |
| Concealed Handgun Permits | 2024 | 14 | 24 | 33 | 20 | 18 | 18 | 29 | - | - | - | - | - | 156 | -15% | 156 |
| | 2023 | 22 | 36 | 47 | 23 | 27 | 20 | 9 | 16 | 19 | 23 | 24 | 14 | 184 | ▼ | 280 |
| Miscellaneous/ Other | 2024 | 4 | - | 5 | 6 | 2 | 7 | 4 | - | - | - | - | - | 28 | -18% | 28 |
| | 2023 | 2 | 9 | 6 | 1 | 7 | 6 | 3 | 1 | 2 | 1 | 6 | - | 34 | ▼ | 44 |
| Others | 2024 | - | - | - | - | - | 1 | - | - | - | - | - | - | 1 | 1 | 1 |
| | 2023 | - | - | - | - | - | - | - | - | - | - | - | - | 0 | ↔ | 0 |

| Filings by Case Category | | | | | | | | | | | | | | | | |
|--|------|-----|-----|-----|-----|-----|-----|-----|-----|-----|-----|-----|-----|----------|----------|-------|
| Case Categories | | Jan | Feb | Mar | Apr | May | Jun | Jul | Aug | Sep | Oct | Nov | Dec | Thru Jul | % Change | Total |
| Capital Murder | 2024 | - | - | - | - | - | - | - | - | - | - | - | - | 0 | 0 | 0 |
| | 2023 | - | - | - | - | - | - | - | - | - | - | - | 1 | 0 | ↔ | 1 |
| Contested Divorce | 2024 | - | - | - | 2 | 1 | 1 | 2 | - | - | - | - | - | 6 | 20% | 6 |
| | 2023 | - | - | - | - | - | 3 | 2 | - | 1 | - | - | - | 5 | ▲ | 6 |
| Domestic and Family - Level 1 | 2024 | - | - | 1 | - | 6 | 1 | - | - | - | - | - | - | 8 | 33% | 8 |
| | 2023 | - | - | 4 | - | - | - | 2 | - | - | - | - | - | 6 | ▲ | 6 |
| Domestic and Family - Level 2 | 2024 | 1 | - | - | 1 | - | - | - | - | - | - | - | - | 2 | -33% | 2 |
| | 2023 | 2 | - | - | - | - | 1 | - | 1 | - | 2 | - | - | 3 | ▼ | 6 |
| Felonies and Related Matters | 2024 | 10 | 6 | 2 | 7 | 9 | 4 | - | - | - | - | - | - | 38 | -16% | 38 |
| | 2023 | 8 | 5 | 18 | - | 5 | 4 | 5 | 12 | 7 | 6 | 14 | 11 | 45 | ▼ | 95 |
| General Civil - Level 2 | 2024 | 2 | - | - | 1 | - | 1 | - | - | - | - | - | - | 4 | -56% | 4 |
| | 2023 | - | 5 | 1 | - | - | 2 | - | 1 | - | 1 | 1 | 1 | 9 | ▼ | 13 |
| General Civil - Level 3 | 2024 | 2 | - | - | - | - | - | - | - | 1 | - | 1 | - | 2 | 0% | 2 |
| | 2023 | 2 | - | - | - | - | - | - | - | 1 | - | 1 | - | 2 | ↔ | 5 |
| Miscellaneous Civil | 2024 | 18 | 24 | 38 | 25 | 21 | 25 | 33 | - | - | - | - | - | 184 | -12% | 184 |
| | 2023 | 24 | 41 | 52 | 24 | 33 | 25 | 11 | 17 | 21 | 24 | 30 | 14 | 210 | ▼ | 316 |
| Misdemeanor | 2024 | - | 3 | 1 | 1 | 2 | 3 | 3 | - | - | - | - | - | 13 | 160% | 13 |
| | 2023 | - | 5 | - | - | - | - | - | 1 | 2 | 1 | 4 | 1 | 5 | ▲ | 14 |
| Other | 2024 | - | - | - | - | - | 2 | - | - | - | - | - | - | 2 | 2 | 2 |
| | 2023 | - | - | - | - | - | - | - | - | - | - | - | - | 0 | ↔ | 0 |
| Other Criminally Related Matters | 2024 | - | - | - | 1 | - | - | - | - | - | - | - | - | 1 | 0% | 1 |
| | 2023 | - | - | - | - | 1 | - | - | 1 | - | 1 | - | 1 | 1 | ↔ | 4 |
| Probates/Wills & Trusts - Level 2 | 2024 | - | 1 | - | - | - | - | - | - | - | - | - | - | 1 | -50% | 1 |
| | 2023 | - | - | - | 1 | - | - | 1 | - | - | - | 1 | - | 2 | ▼ | 3 |
| Uncontested Divorce | 2024 | 2 | 2 | - | 1 | 3 | 4 | 1 | - | - | - | - | - | 13 | 333% | 13 |
| | 2023 | - | 1 | 1 | - | - | 1 | - | - | 4 | - | 5 | 1 | 3 | ▲ | 13 |

CPSS-CCMS-10.01 CASELOAD STATISTICS OF THE CIRCUIT COURTS

Carroll

January 2023 -- July 2024 Filings

Alexandria and Fairfax Circuit are not Included in State Totals

| Dashboard | Monthly Filings Summary | Jan --- Jul Filings |
|--|---|--|
| <p>Court: Carroll Circuit Start/End Date: Jan-23 / Jul-24 2023 Average Month: 290 Jan-Jul 2023: 2,178 Filings Trending: ▼</p> | <p>Circuit/Court ID: 27 227035 Type of Case: Filings 2024 Average Month: 291 Jan-Jul 2024 : 2,034 Overall AVG. Month: 290</p> <p style="text-align: center;">Jan 23 - Jul 24</p> | <div style="display: flex; justify-content: space-around;"> <div style="text-align: center;"> <p>2,034</p> <div style="width: 40px; height: 40px; background-color: #f0e68c; margin: 0 auto;"></div> <p>2024</p> </div> <div style="text-align: center;"> <p>2,178</p> <div style="width: 40px; height: 40px; background-color: #f0e68c; margin: 0 auto;"></div> <p>2023</p> </div> </div> |

| Filings by Division | | | | | | | | | | | | | | | | |
|----------------------------------|------|-----|-----|-----|-----|-----|-----|-----|-----|-----|-----|-----|-----|----------|----------|-------|
| Divisions | | Jan | Feb | Mar | Apr | May | Jun | Jul | Aug | Sep | Oct | Nov | Dec | Thru Jul | % Change | Total |
| Total | 2024 | 270 | 365 | 372 | 301 | 271 | 241 | 214 | - | - | - | - | - | 2,034 | -7% | 2,034 |
| | 2023 | 397 | 257 | 390 | 315 | 277 | 343 | 199 | 271 | 275 | 251 | 178 | 326 | 2,178 | ▼ | 3,479 |
| Civil | 2024 | 19 | 24 | 29 | 28 | 34 | 27 | 25 | - | - | - | - | - | 186 | -7% | 186 |
| | 2023 | 32 | 18 | 30 | 37 | 28 | 26 | 28 | 17 | 21 | 33 | 19 | 18 | 199 | ▼ | 307 |
| Criminal | 2024 | 83 | 101 | 166 | 128 | 120 | 133 | 111 | - | - | - | - | - | 842 | 1% | 842 |
| | 2023 | 165 | 91 | 125 | 122 | 108 | 170 | 53 | 113 | 164 | 88 | 46 | 161 | 834 | ▲ | 1,406 |
| Concealed Handgun Permits | 2024 | 106 | 91 | 107 | 79 | 77 | 48 | 57 | - | - | - | - | - | 565 | -32% | 565 |
| | 2023 | 150 | 103 | 180 | 121 | 103 | 97 | 81 | 91 | 53 | 87 | 77 | 85 | 835 | ▼ | 1,228 |
| Miscellaneous/Other | 2024 | 62 | 149 | 70 | 64 | 39 | 33 | 20 | - | - | - | - | - | 437 | 42% | 437 |
| | 2023 | 50 | 45 | 55 | 35 | 38 | 48 | 37 | 50 | 37 | 43 | 36 | 61 | 308 | ▲ | 535 |
| Others | 2024 | - | - | - | 2 | 1 | - | 1 | - | - | - | - | - | 4 | 100% | 4 |
| | 2023 | - | - | - | - | - | 2 | - | - | - | - | - | 1 | 2 | ▲ | 3 |

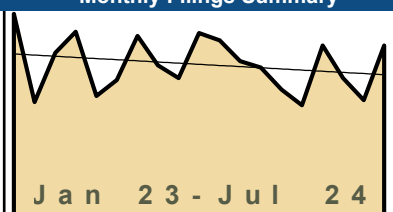
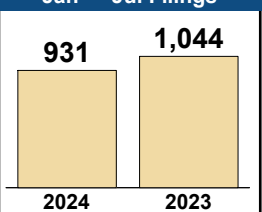
| Filings by Case Category | | | | | | | | | | | | | | | | |
|--|------|-----|-----|-----|-----|-----|-----|-----|-----|-----|-----|-----|-----|----------|----------|-------|
| Case Categories | | Jan | Feb | Mar | Apr | May | Jun | Jul | Aug | Sep | Oct | Nov | Dec | Thru Jul | % Change | Total |
| Administrative Law | 2024 | - | - | - | - | - | - | 1 | - | - | - | - | - | 1 | 1 | 1 |
| | 2023 | - | - | - | - | - | - | - | - | 1 | - | - | - | 0 | ↔ | 1 |
| Capital Murder | 2024 | - | - | - | - | - | - | - | - | - | - | - | - | 0 | -100% | 0 |
| | 2023 | - | - | 1 | - | - | - | - | - | - | - | - | - | 1 | ▼ | 1 |
| Contested Divorce | 2024 | 4 | 2 | - | 3 | 1 | 5 | 2 | - | - | - | - | - | 17 | -29% | 17 |
| | 2023 | 4 | 1 | 6 | 3 | 2 | 5 | 3 | 1 | 3 | 4 | 1 | 4 | 24 | ▼ | 37 |
| Domestic and Family - Level 1 | 2024 | 1 | 1 | 13 | 5 | 14 | 2 | 5 | - | - | - | - | - | 41 | 46% | 41 |
| | 2023 | 12 | 4 | 7 | 2 | 1 | 1 | 1 | 2 | 3 | 8 | 6 | 4 | 28 | ▲ | 51 |
| Domestic and Family - Level 2 | 2024 | 1 | 2 | 3 | 1 | 5 | 3 | - | - | - | - | - | - | 15 | -17% | 15 |
| | 2023 | 2 | - | 8 | 1 | 7 | - | - | 1 | - | 6 | 1 | 2 | 18 | ▼ | 28 |
| Felonies and Related Matters | 2024 | 72 | 76 | 148 | 88 | 108 | 107 | 99 | - | - | - | - | - | 698 | 7% | 698 |
| | 2023 | 142 | 74 | 108 | 87 | 79 | 137 | 28 | 98 | 149 | 70 | 36 | 140 | 655 | ▲ | 1,148 |
| General Civil - Level 1 | 2024 | 1 | - | - | - | 1 | 1 | - | - | - | - | - | - | 3 | -25% | 3 |
| | 2023 | 1 | - | - | - | 1 | - | 2 | 1 | - | 1 | 1 | - | 4 | ▼ | 7 |
| General Civil - Level 2 | 2024 | 3 | 2 | - | 4 | 3 | 5 | 3 | - | - | - | - | - | 20 | -43% | 20 |
| | 2023 | 2 | 3 | 4 | 6 | 10 | 2 | 8 | 6 | 1 | 6 | 2 | 2 | 35 | ▼ | 52 |
| General Civil - Level 3 | 2024 | 3 | 5 | 2 | 3 | 2 | 1 | 3 | - | - | - | - | - | 19 | 27% | 19 |
| | 2023 | 2 | - | 1 | 4 | 3 | 3 | 2 | 1 | 2 | 1 | 1 | 2 | 15 | ▲ | 22 |
| Miscellaneous Civil | 2024 | 114 | 112 | 126 | 107 | 103 | 64 | 74 | - | - | - | - | - | 700 | -26% | 700 |
| | 2023 | 171 | 113 | 205 | 137 | 109 | 115 | 95 | 104 | 66 | 101 | 93 | 94 | 945 | ▼ | 1,403 |
| Misdemeanor | 2024 | 4 | 17 | 12 | 11 | 9 | 9 | 9 | - | - | - | - | - | 71 | -16% | 71 |
| | 2023 | 10 | 12 | 13 | 11 | 16 | 16 | 7 | 12 | 3 | 14 | 6 | 4 | 85 | ▼ | 124 |
| Other | 2024 | 54 | 129 | 50 | 38 | 14 | 17 | 4 | - | - | - | - | - | 306 | 56% | 306 |
| | 2023 | 28 | 34 | 28 | 20 | 33 | 31 | 22 | 35 | 24 | 30 | 21 | 53 | 196 | ▲ | 359 |
| Other Criminally Related Matters | 2024 | 7 | 8 | 9 | 31 | 3 | 17 | 3 | - | - | - | - | - | 78 | -20% | 78 |
| | 2023 | 13 | 6 | 6 | 24 | 13 | 18 | 18 | 3 | 12 | 4 | 5 | 17 | 98 | ▼ | 139 |
| Probates/Wills & Trusts - Level 1 | 2024 | 1 | - | - | - | 1 | - | 1 | - | - | - | - | - | 3 | 0% | 3 |
| | 2023 | 1 | 2 | - | - | - | - | - | - | 1 | - | - | - | 3 | ↔ | 4 |
| Probates/Wills & Trusts - Level 2 | 2024 | 1 | 4 | 2 | 4 | 1 | 2 | 1 | - | - | - | - | - | 15 | 15% | 15 |
| | 2023 | 1 | 2 | 3 | - | 2 | 2 | 3 | 1 | 4 | 1 | 1 | - | 13 | ▲ | 20 |
| Uncontested Divorce | 2024 | 4 | 7 | 7 | 6 | 6 | 8 | 9 | - | - | - | - | - | 47 | -19% | 47 |
| | 2023 | 8 | 6 | 8 | 13 | 7 | 6 | 10 | 6 | 6 | 5 | 4 | 4 | 58 | ▼ | 83 |

This report reflects data in the case management system. Numbers will update accordingly as reports are refreshed and posted.

| Dashboard | Monthly Filings Summary | Jan --- Jul Filings | | | | |
|--|-------------------------|---|-----|-----|------|------|
| <p>Court: Floyd Circuit Start/End Date: Jan-23 / Jul-24 2023 Average Month: 94 Jan-Jul 2023: 772 Filings Trending: ▼</p> <p>Circuit/Court ID: 27 227063 Type of Case: Filings 2024 Average Month:104 Jan-Jul 2024 : 730 Overall AVG. Month: 98</p> | <p>Jan 23 - Jul 24</p> | <table border="1" style="margin: auto;"> <tr> <td style="text-align: center; width: 50px;">730</td> <td style="text-align: center; width: 50px;">772</td> </tr> <tr> <td style="text-align: center;">2024</td> <td style="text-align: center;">2023</td> </tr> </table> | 730 | 772 | 2024 | 2023 |
| 730 | 772 | | | | | |
| 2024 | 2023 | | | | | |

| Filings by Division | | | | | | | | | | | | | | | | |
|----------------------------------|------|-----|-----|-----|-----|-----|-----|-----|-----|-----|-----|-----|-----|----------|----------|-------|
| Divisions | | Jan | Feb | Mar | Apr | May | Jun | Jul | Aug | Sep | Oct | Nov | Dec | Thru Jul | % Change | Total |
| Total | 2024 | 122 | 82 | 121 | 110 | 78 | 88 | 129 | - | - | - | - | - | 730 | -5% | 730 |
| | 2023 | 163 | 100 | 117 | 100 | 86 | 90 | 116 | 62 | 59 | 106 | 67 | 60 | 772 | ▼ | 1,126 |
| Civil | 2024 | 12 | 8 | 34 | 8 | 7 | 18 | 9 | - | - | - | - | - | 96 | 9% | 96 |
| | 2023 | 11 | 11 | 10 | 17 | 11 | 15 | 13 | 12 | 4 | 5 | 12 | 10 | 88 | ▲ | 131 |
| Criminal | 2024 | 70 | 25 | 16 | 38 | 8 | 27 | 72 | - | - | - | - | - | 256 | -16% | 256 |
| | 2023 | 85 | 22 | 33 | 43 | 29 | 28 | 66 | 10 | 26 | 54 | 22 | 14 | 306 | ▼ | 432 |
| Concealed Handgun Permits | 2024 | 29 | 44 | 54 | 49 | 51 | 33 | 34 | - | - | - | - | - | 294 | -2% | 294 |
| | 2023 | 56 | 50 | 61 | 27 | 39 | 40 | 27 | 33 | 21 | 36 | 24 | 27 | 300 | ▼ | 441 |
| Miscellaneous/ Other | 2024 | 11 | 5 | 17 | 15 | 12 | 10 | 14 | - | - | - | - | - | 84 | 8% | 84 |
| | 2023 | 11 | 17 | 13 | 13 | 7 | 7 | 10 | 7 | 8 | 11 | 9 | 9 | 78 | ▲ | 122 |

| Filings by Case Category | | | | | | | | | | | | | | | | |
|--|------|-----|-----|-----|-----|-----|-----|-----|-----|-----|-----|-----|-----|----------|----------|-------|
| Case Categories | | Jan | Feb | Mar | Apr | May | Jun | Jul | Aug | Sep | Oct | Nov | Dec | Thru Jul | % Change | Total |
| Contested Divorce | 2024 | 1 | 2 | 1 | - | 1 | 2 | 1 | - | - | - | - | - | 8 | -33% | 8 |
| | 2023 | 1 | 2 | 2 | 1 | 2 | 1 | 3 | 1 | 2 | - | 3 | 3 | 12 | ▼ | 21 |
| Domestic and Family - Level 1 | 2024 | 6 | 2 | 19 | - | 2 | 1 | - | - | - | - | - | - | 30 | 25% | 30 |
| | 2023 | - | 2 | 6 | 9 | 2 | 5 | - | 4 | - | 1 | 6 | 3 | 24 | ▲ | 38 |
| Domestic and Family - Level 2 | 2024 | - | 1 | 3 | 2 | - | 1 | 2 | - | - | - | - | - | 9 | 13% | 9 |
| | 2023 | - | - | 1 | 2 | 3 | - | 2 | - | - | - | - | - | 8 | ▲ | 8 |
| Felonies and Related Matters | 2024 | 59 | 13 | 11 | 25 | 2 | 12 | 61 | - | - | - | - | - | 183 | -14% | 183 |
| | 2023 | 61 | 13 | 26 | 33 | 11 | 16 | 53 | 6 | 18 | 31 | 11 | 9 | 213 | ▼ | 288 |
| General Civil - Level 2 | 2024 | 1 | - | 2 | 2 | 2 | 3 | 1 | - | - | - | - | - | 11 | -35% | 11 |
| | 2023 | 2 | 4 | 2 | 1 | 2 | 2 | 4 | 2 | - | 1 | 1 | 1 | 17 | ▼ | 22 |
| General Civil - Level 3 | 2024 | - | 1 | 2 | 1 | 1 | 2 | - | - | - | - | - | - | 7 | -53% | 7 |
| | 2023 | 2 | - | 4 | 1 | 1 | 7 | 1 | - | - | - | 1 | 1 | 15 | ▼ | 17 |
| Miscellaneous Civil | 2024 | 39 | 49 | 71 | 62 | 61 | 43 | 46 | - | - | - | - | - | 371 | 1% | 371 |
| | 2023 | 67 | 64 | 72 | 37 | 44 | 46 | 36 | 40 | 29 | 47 | 29 | 35 | 366 | ▲ | 546 |
| Misdemeanor | 2024 | 10 | 12 | 5 | 13 | 5 | 14 | 14 | - | - | - | - | - | 73 | -17% | 73 |
| | 2023 | 23 | 7 | 5 | 10 | 18 | 12 | 13 | 4 | 5 | 22 | 10 | 4 | 88 | ▼ | 133 |
| Other | 2024 | 1 | - | - | - | - | - | - | - | - | - | - | - | 1 | 0% | 1 |
| | 2023 | - | - | - | 1 | - | - | - | 1 | - | - | - | - | 1 | ↔ | 2 |
| Other Criminally Related Matters | 2024 | 1 | - | - | - | 1 | 1 | - | - | - | - | - | - | 3 | -40% | 3 |
| | 2023 | 1 | 2 | 2 | - | - | - | - | - | 3 | 1 | 1 | 1 | 5 | ▼ | 11 |
| Probates/Wills & Trusts - Level 1 | 2024 | - | - | - | - | - | 1 | - | - | - | - | - | - | 1 | 0% | 1 |
| | 2023 | - | 1 | - | - | - | - | - | - | - | - | - | - | 1 | ↔ | 1 |
| Probates/Wills & Trusts - Level 2 | 2024 | 1 | - | - | - | - | 1 | - | - | - | - | - | - | 2 | -50% | 2 |
| | 2023 | 2 | - | - | 1 | - | - | 1 | 1 | - | 1 | 2 | 2 | 4 | ▼ | 10 |
| Protective Orders | 2024 | - | 1 | - | 1 | 1 | - | 1 | - | - | - | - | - | 4 | 100% | 4 |
| | 2023 | 1 | 1 | - | - | - | - | - | - | - | - | - | - | 2 | ▲ | 2 |
| Uncontested Divorce | 2024 | 3 | 1 | 7 | 4 | 2 | 7 | 3 | - | - | - | - | - | 27 | 69% | 27 |
| | 2023 | 3 | 4 | 1 | 1 | 3 | 1 | 3 | 3 | 2 | 2 | 3 | 1 | 16 | ▲ | 27 |

| Dashboard | Monthly Filings Summary | Jan --- Jul Filings |
|--|--|---|
| <p>Court: Giles Circuit Start/End Date: Jan-23 / Jul-24 2023 Average Month: 151 Jan-Jul 2023: 1,044 Filings Trending: ▼</p> | <p>Circuit/Court ID: 27 227071 Type of Case: Filings 2024 Average Month: 133 Jan-Jul 2024 : 931 Overall AVG. Month: 144</p>  <p style="text-align: center;">Jan 23 - Jul 24</p> | <p style="text-align: center;">931 1,044</p>  <p style="text-align: center;">2024 2023</p> |

| Filings by Division | | | | | | | | | | | | | | | | |
|----------------------------------|------|-----|-----|-----|-----|-----|-----|-----|-----|-----|-----|-----|-----|----------|----------|-------|
| Divisions | | Jan | Feb | Mar | Apr | May | Jun | Jul | Aug | Sep | Oct | Nov | Dec | Thru Jul | % Change | Total |
| Total | 2024 | 141 | 120 | 105 | 162 | 131 | 110 | 162 | - | - | - | - | - | 931 | -11% | 931 |
| | 2023 | 192 | 108 | 155 | 175 | 114 | 129 | 171 | 143 | 131 | 174 | 167 | 147 | 1,044 | ▼ | 1,806 |
| Civil | 2024 | 19 | 22 | 14 | 14 | 7 | 17 | 18 | - | - | - | - | - | 111 | 6% | 111 |
| | 2023 | 6 | 12 | 16 | 15 | 25 | 13 | 18 | 22 | 31 | 21 | 12 | 8 | 105 | ▲ | 199 |
| Criminal | 2024 | 48 | 31 | 32 | 85 | 56 | 37 | 74 | - | - | - | - | - | 363 | 1% | 363 |
| | 2023 | 89 | 9 | 33 | 78 | 29 | 51 | 71 | 45 | 44 | 76 | 98 | 19 | 360 | ▲ | 642 |
| Concealed Handgun Permits | 2024 | 30 | 43 | 33 | 30 | 39 | 24 | 40 | - | - | - | - | - | 239 | -37% | 239 |
| | 2023 | 75 | 51 | 75 | 60 | 36 | 36 | 48 | 39 | 30 | 39 | 35 | 31 | 381 | ▼ | 555 |
| Miscellaneous/Other | 2024 | 43 | 24 | 26 | 33 | 29 | 32 | 30 | - | - | - | - | - | 217 | 11% | 217 |
| | 2023 | 22 | 35 | 30 | 22 | 24 | 28 | 34 | 36 | 26 | 36 | 22 | 89 | 195 | ▲ | 404 |
| Others | 2024 | 1 | - | - | - | - | - | - | - | - | - | - | - | 1 | -67% | 1 |
| | 2023 | - | 1 | 1 | - | - | 1 | - | 1 | - | 2 | - | - | 3 | ▼ | 6 |

| Filings by Case Category | | | | | | | | | | | | | | | | |
|--|------|-----|-----|-----|-----|-----|-----|-----|-----|-----|-----|-----|-----|----------|----------|-------|
| Case Categories | | Jan | Feb | Mar | Apr | May | Jun | Jul | Aug | Sep | Oct | Nov | Dec | Thru Jul | % Change | Total |
| Administrative Law | 2024 | - | - | - | - | - | - | - | - | - | - | - | - | 0 | 0 | 0 |
| | 2023 | - | - | - | - | - | - | - | 1 | - | - | - | - | 0 | ↔ | 1 |
| Contested Divorce | 2024 | 6 | 2 | 5 | - | - | 1 | 2 | - | - | - | - | - | 16 | 7% | 16 |
| | 2023 | 2 | 4 | 2 | 3 | 4 | - | - | - | 1 | 1 | 1 | 1 | 15 | ▲ | 19 |
| Domestic and Family - Level 1 | 2024 | 9 | 12 | 1 | 1 | 2 | 4 | 12 | - | - | - | - | - | 41 | 8% | 41 |
| | 2023 | 1 | - | 4 | 1 | 14 | 6 | 12 | 12 | 26 | 7 | 5 | 1 | 38 | ▲ | 89 |
| Domestic and Family - Level 2 | 2024 | 2 | - | 1 | 4 | - | 1 | - | - | - | - | - | - | 8 | 100% | 8 |
| | 2023 | - | - | 1 | - | - | 2 | 1 | 2 | 1 | 1 | - | 1 | 4 | ▲ | 9 |
| Felonies and Related Matters | 2024 | 39 | 12 | 21 | 74 | 46 | 16 | 57 | - | - | - | - | - | 265 | 18% | 265 |
| | 2023 | 49 | 5 | 16 | 53 | 18 | 34 | 49 | 26 | 23 | 51 | 72 | 9 | 224 | ▲ | 405 |
| General Civil - Level 1 | 2024 | - | - | - | - | - | 1 | - | - | - | - | - | - | 1 | 1 | 1 |
| | 2023 | - | - | - | - | - | - | - | - | 1 | 1 | 2 | - | 0 | ↔ | 4 |
| General Civil - Level 2 | 2024 | - | 2 | 2 | 4 | 2 | 2 | - | - | - | - | - | - | 12 | 0% | 12 |
| | 2023 | - | 4 | 2 | 4 | 1 | - | 1 | 1 | 2 | 2 | 1 | - | 12 | ↔ | 18 |
| General Civil - Level 3 | 2024 | 1 | 4 | - | - | - | 3 | 1 | - | - | - | - | - | 9 | -10% | 9 |
| | 2023 | 1 | 2 | 1 | 1 | 2 | 2 | 1 | 2 | 1 | 2 | - | 2 | 10 | ▼ | 17 |
| Miscellaneous Civil | 2024 | 37 | 50 | 43 | 41 | 48 | 35 | 52 | - | - | - | - | - | 306 | -29% | 306 |
| | 2023 | 78 | 64 | 86 | 66 | 40 | 40 | 59 | 50 | 40 | 51 | 40 | 38 | 433 | ▼ | 652 |
| Misdemeanor | 2024 | 9 | 15 | 9 | 11 | 10 | 21 | 16 | - | - | - | - | - | 91 | -29% | 91 |
| | 2023 | 38 | 3 | 17 | 22 | 10 | 17 | 21 | 16 | 19 | 25 | 22 | 8 | 128 | ▼ | 218 |
| Other | 2024 | 36 | 16 | 18 | 21 | 19 | 21 | 18 | - | - | - | - | - | 149 | 8% | 149 |
| | 2023 | 19 | 20 | 20 | 16 | 19 | 23 | 21 | 25 | 14 | 27 | 16 | 82 | 138 | ▲ | 302 |
| Other Criminally Related Matters | 2024 | - | 4 | 2 | - | - | - | 1 | - | - | - | - | - | 7 | -13% | 7 |
| | 2023 | 2 | 1 | - | 3 | 1 | - | 1 | 3 | 2 | 1 | 4 | 2 | 8 | ▼ | 20 |
| Probates/Wills & Trusts - Level 2 | 2024 | 1 | 1 | - | - | 1 | 1 | 1 | - | - | - | - | - | 5 | -38% | 5 |
| | 2023 | 2 | 1 | 2 | 1 | - | 1 | 1 | 2 | - | 4 | 2 | - | 8 | ▼ | 16 |
| Protective Orders | 2024 | - | - | - | - | - | - | - | - | - | - | - | - | 0 | -100% | 0 |
| | 2023 | - | - | - | - | 1 | - | - | - | - | - | - | - | 1 | ▼ | 1 |
| Uncontested Divorce | 2024 | 1 | 2 | 3 | 6 | 3 | 4 | 2 | - | - | - | - | - | 21 | -16% | 21 |
| | 2023 | - | 4 | 4 | 5 | 4 | 4 | 4 | 3 | 1 | 1 | 2 | 3 | 25 | ▼ | 35 |

| Dashboard | | Monthly Filings Summary | | Jan --- Jul Filings | |
|--|------------------------------------|-------------------------|--|---------------------|--|
| Court: Grayson Circuit | Circuit/Court ID: 27 227077 | | | | |
| Start/End Date: Jan-23 / Jul-24 | Type of Case: Filings | | | | |
| 2023 Average Month: 176 | 2024 Average Month: 158 | | | | |
| Jan-Jul 2023: 1,379 | Jan-Jul 2024 : 1,108 | | | | |
| Filings Trending: ▼ | Overall AVG. Month: 169 | | | | |

| Filings by Division | | | | | | | | | | | | | | | | |
|----------------------------------|------|-----|-----|-----|-----|-----|-----|-----|-----|-----|-----|-----|-----|----------|----------|-------|
| Divisions | | Jan | Feb | Mar | Apr | May | Jun | Jul | Aug | Sep | Oct | Nov | Dec | Thru Jul | % Change | Total |
| Total | 2024 | 159 | 177 | 135 | 183 | 201 | 125 | 128 | - | - | - | - | - | 1,108 | -20% | 1,108 |
| | 2023 | 250 | 166 | 244 | 180 | 169 | 176 | 194 | 130 | 113 | 228 | 135 | 127 | 1,379 | ▼ | 2,112 |
| Civil | 2024 | 19 | 21 | 17 | 17 | 19 | 26 | 16 | - | - | - | - | - | 135 | -18% | 135 |
| | 2023 | 12 | 17 | 35 | 24 | 24 | 34 | 19 | 17 | 26 | 31 | 19 | 17 | 165 | ▼ | 275 |
| Criminal | 2024 | 60 | 78 | 50 | 97 | 122 | 41 | 72 | - | - | - | - | - | 520 | -11% | 520 |
| | 2023 | 126 | 50 | 75 | 80 | 62 | 71 | 118 | 50 | 33 | 123 | 51 | 52 | 582 | ▼ | 891 |
| Concealed Handgun Permits | 2024 | 51 | 50 | 44 | 43 | 36 | 41 | 31 | - | - | - | - | - | 296 | -33% | 296 |
| | 2023 | 80 | 76 | 95 | 53 | 57 | 49 | 29 | 31 | 38 | 53 | 52 | 33 | 439 | ▼ | 646 |
| Miscellaneous/ Other | 2024 | 29 | 28 | 24 | 26 | 23 | 17 | 9 | - | - | - | - | - | 156 | -19% | 156 |
| | 2023 | 32 | 23 | 39 | 23 | 26 | 22 | 28 | 32 | 16 | 20 | 13 | 25 | 193 | ▼ | 299 |
| Others | 2024 | - | - | - | - | 1 | - | - | - | - | - | - | - | 1 | 1 | 1 |
| | 2023 | - | - | - | - | - | - | - | - | - | 1 | - | - | 0 | ↔ | 1 |

| Filings by Case Category | | | | | | | | | | | | | | | | |
|--|------|-----|-----|-----|-----|-----|-----|-----|-----|-----|-----|-----|-----|----------|----------|-------|
| Case Categories | | Jan | Feb | Mar | Apr | May | Jun | Jul | Aug | Sep | Oct | Nov | Dec | Thru Jul | % Change | Total |
| Administrative Law | 2024 | - | - | - | - | - | - | - | - | - | - | - | - | 0 | 0 | 0 |
| | 2023 | - | - | - | - | - | - | - | 1 | - | - | - | - | 0 | ↔ | 1 |
| Capital Murder | 2024 | - | - | - | - | - | - | - | - | - | - | - | - | 0 | -100% | 0 |
| | 2023 | - | - | - | - | - | - | 1 | - | - | - | - | - | 1 | ▼ | 1 |
| Contested Divorce | 2024 | 4 | 1 | 3 | 1 | 4 | - | 2 | - | - | - | - | - | 15 | 36% | 15 |
| | 2023 | 1 | 1 | 2 | 1 | 1 | 3 | 2 | - | 2 | 2 | 1 | 1 | 11 | ▲ | 17 |
| Domestic and Family - Level 1 | 2024 | 2 | 4 | 1 | 4 | 3 | 3 | 5 | - | - | - | - | - | 22 | -51% | 22 |
| | 2023 | 6 | 2 | 19 | 4 | 4 | 5 | 5 | 1 | 2 | 4 | 6 | 2 | 45 | ▼ | 60 |
| Domestic and Family - Level 2 | 2024 | 4 | 2 | 1 | 1 | 4 | 1 | - | - | - | - | - | - | 13 | 44% | 13 |
| | 2023 | - | 2 | 1 | 1 | 3 | 2 | - | - | 9 | - | - | - | 9 | ▲ | 18 |
| Felonies and Related Matters | 2024 | 45 | 56 | 42 | 89 | 105 | 26 | 52 | - | - | - | - | - | 415 | -9% | 415 |
| | 2023 | 98 | 38 | 65 | 69 | 40 | 51 | 94 | 31 | 19 | 89 | 35 | 36 | 455 | ▼ | 665 |
| General Civil - Level 1 | 2024 | - | - | - | - | - | - | - | - | - | - | - | - | 0 | -100% | 0 |
| | 2023 | 1 | - | - | - | - | - | - | - | - | - | - | - | 1 | ▼ | 1 |
| General Civil - Level 2 | 2024 | - | 3 | 2 | 3 | 1 | 6 | 3 | - | - | - | - | - | 18 | 125% | 18 |
| | 2023 | 1 | 1 | - | 4 | 1 | 1 | - | 4 | 5 | 1 | 4 | 1 | 8 | ▲ | 23 |
| General Civil - Level 3 | 2024 | 4 | 7 | 4 | 2 | 3 | 7 | 4 | - | - | - | - | - | 31 | -24% | 31 |
| | 2023 | 2 | 2 | 4 | 4 | 10 | 17 | 2 | 2 | 3 | 15 | 4 | 6 | 41 | ▼ | 71 |
| Miscellaneous Civil | 2024 | 54 | 58 | 49 | 47 | 42 | 49 | 34 | - | - | - | - | - | 333 | -32% | 333 |
| | 2023 | 84 | 79 | 102 | 61 | 66 | 59 | 40 | 40 | 43 | 56 | 56 | 39 | 491 | ▼ | 725 |
| Misdemeanor | 2024 | 13 | 20 | 6 | 8 | 16 | 13 | 19 | - | - | - | - | - | 95 | -17% | 95 |
| | 2023 | 23 | 10 | 9 | 11 | 19 | 19 | 23 | 21 | 10 | 34 | 12 | 13 | 114 | ▼ | 204 |
| Other | 2024 | 27 | 22 | 20 | 20 | 19 | 10 | 7 | - | - | - | - | - | 125 | -16% | 125 |
| | 2023 | 26 | 19 | 34 | 16 | 18 | 14 | 21 | 24 | 12 | 17 | 11 | 20 | 148 | ▼ | 232 |
| Other Criminally Related Matters | 2024 | 2 | 3 | 2 | 1 | 1 | 3 | 1 | - | - | - | - | - | 13 | -24% | 13 |
| | 2023 | 5 | 3 | 1 | 1 | 3 | 2 | 2 | - | 4 | 2 | 4 | 3 | 17 | ▼ | 30 |
| Probates/Wills & Trusts - Level 2 | 2024 | 1 | - | 2 | 1 | - | - | - | - | - | - | - | - | 4 | -73% | 4 |
| | 2023 | 1 | 2 | 5 | 3 | 1 | 1 | 2 | 1 | - | - | 2 | 1 | 15 | ▼ | 19 |
| Protective Orders | 2024 | - | - | - | - | - | - | - | - | - | - | - | - | 0 | 0 | 0 |
| | 2023 | - | - | - | - | - | - | - | - | - | - | - | 1 | 0 | ↔ | 1 |
| Uncontested Divorce | 2024 | 3 | 1 | 3 | 6 | 3 | 7 | 1 | - | - | - | - | - | 24 | 4% | 24 |
| | 2023 | 2 | 7 | 2 | 5 | 3 | 2 | 2 | 5 | 4 | 8 | - | 4 | 23 | ▲ | 44 |

CPSS-CCMS-10.01 CASELOAD STATISTICS OF THE CIRCUIT COURTS

Montgomery

January 2023 -- July 2024 Filings

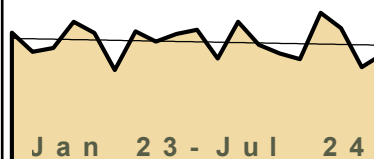
Alexandria and Fairfax Circuit are not Included in State Totals

Dashboard

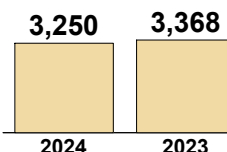
Court: Montgomery Circuit
Start/End Date: Jan-23 / Jul-24
2023 Average Month: 488
Jan-Jul 2023: 3,368
Filings Trending: ▼

Circuit/Court ID: 27 227121
Type of Case: Filings
2024 Average Month: 464
Jan-Jul 2024 : 3,250
Overall AVG. Month: 479

Monthly Filings Summary



Jan --- Jul Filings



Filings by Division

| Divisions | | Jan | Feb | Mar | Apr | May | Jun | Jul | Aug | Sep | Oct | Nov | Dec | Thru Jul | % Change | Total |
|----------------------------------|------|-----|-----|-----|-----|-----|-----|-----|-----|-----|-----|-----|-----|----------|----------|-------|
| Total | 2024 | 468 | 435 | 413 | 589 | 531 | 383 | 431 | - | - | - | - | - | 3,250 | -4% | 3,250 |
| | 2023 | 514 | 441 | 455 | 555 | 513 | 371 | 519 | 480 | 509 | 525 | 415 | 555 | 3,368 | ▼ | 5,852 |
| Civil | 2024 | 35 | 36 | 47 | 32 | 43 | 45 | 34 | - | - | - | - | - | 272 | -13% | 272 |
| | 2023 | 45 | 37 | 57 | 38 | 55 | 50 | 32 | 55 | 47 | 60 | 36 | 43 | 314 | ▼ | 555 |
| Criminal | 2024 | 247 | 185 | 153 | 341 | 282 | 170 | 209 | - | - | - | - | - | 1,587 | -8% | 1,587 |
| | 2023 | 263 | 169 | 207 | 340 | 256 | 167 | 328 | 235 | 323 | 290 | 170 | 188 | 1,730 | ▼ | 2,936 |
| Concealed Handgun Permits | 2024 | 84 | 118 | 126 | 114 | 87 | 78 | 103 | - | - | - | - | - | 710 | -4% | 710 |
| | 2023 | 118 | 130 | 119 | 104 | 110 | 80 | 78 | 93 | 62 | 105 | 111 | 88 | 739 | ▼ | 1,198 |
| Miscellaneous/Other | 2024 | 101 | 96 | 87 | 102 | 118 | 90 | 84 | - | - | - | - | - | 678 | 16% | 678 |
| | 2023 | 88 | 105 | 72 | 73 | 91 | 74 | 81 | 96 | 77 | 69 | 98 | 236 | 584 | ▲ | 1,160 |
| Others | 2024 | 1 | - | - | - | 1 | - | 1 | - | - | - | - | - | 3 | 200% | 3 |
| | 2023 | - | - | - | - | 1 | - | - | 1 | - | 1 | - | - | 1 | ▲ | 3 |

Filings by Case Category

| Case Categories | | Jan | Feb | Mar | Apr | May | Jun | Jul | Aug | Sep | Oct | Nov | Dec | Thru Jul | % Change | Total |
|--|------|-----|-----|-----|-----|-----|-----|-----|-----|-----|-----|-----|-----|----------|----------|-------|
| Administrative Law | 2024 | - | - | - | - | 1 | - | - | - | - | - | - | - | 1 | -67% | 1 |
| | 2023 | 1 | - | 2 | - | - | - | - | - | - | - | - | - | 3 | ▼ | 3 |
| Contested Divorce | 2024 | 3 | 4 | 3 | 4 | 7 | 4 | 3 | - | - | - | - | - | 28 | -35% | 28 |
| | 2023 | 6 | 3 | 8 | 9 | 7 | 8 | 2 | 9 | 5 | 6 | 6 | 8 | 43 | ▼ | 77 |
| Domestic and Family - Level 1 | 2024 | 7 | 2 | 13 | 12 | 10 | 10 | 8 | - | - | - | - | - | 62 | 130% | 62 |
| | 2023 | 1 | - | 6 | 3 | 8 | 7 | 2 | 19 | 6 | 7 | 2 | 9 | 27 | ▲ | 70 |
| Domestic and Family - Level 2 | 2024 | 3 | 5 | - | - | 1 | 1 | 2 | - | - | - | - | - | 12 | -20% | 12 |
| | 2023 | 1 | - | 4 | 3 | 4 | 1 | 2 | 1 | 3 | - | 3 | 2 | 15 | ▼ | 24 |
| Felonies and Related Matters | 2024 | 139 | 136 | 94 | 223 | 165 | 98 | 144 | - | - | - | - | - | 999 | -15% | 999 |
| | 2023 | 198 | 123 | 139 | 238 | 147 | 105 | 225 | 145 | 200 | 208 | 91 | 109 | 1,175 | ▼ | 1,928 |
| General Civil - Level 1 | 2024 | - | 2 | 1 | 1 | 1 | - | 1 | - | - | - | - | - | 6 | -33% | 6 |
| | 2023 | - | - | 1 | 2 | - | 3 | 3 | - | 1 | 1 | 1 | - | 9 | ▼ | 12 |
| General Civil - Level 2 | 2024 | 5 | 6 | 7 | 5 | 9 | 12 | 8 | - | - | - | - | - | 52 | -4% | 52 |
| | 2023 | 4 | 9 | 8 | 3 | 12 | 11 | 7 | 6 | 13 | 16 | 5 | 7 | 54 | ▼ | 101 |
| General Civil - Level 3 | 2024 | 2 | 7 | 10 | 5 | 6 | 6 | 6 | - | - | - | - | - | 42 | -22% | 42 |
| | 2023 | 19 | 8 | 6 | 3 | 4 | 7 | 7 | 7 | 2 | 6 | 5 | 9 | 54 | ▼ | 83 |
| Miscellaneous Civil | 2024 | 112 | 146 | 152 | 159 | 130 | 116 | 149 | - | - | - | - | - | 964 | 2% | 964 |
| | 2023 | 145 | 157 | 150 | 132 | 140 | 112 | 112 | 125 | 81 | 134 | 148 | 124 | 948 | ▲ | 1,560 |
| Misdemeanor | 2024 | 98 | 43 | 53 | 111 | 98 | 65 | 57 | - | - | - | - | - | 525 | 5% | 525 |
| | 2023 | 56 | 41 | 60 | 92 | 102 | 58 | 89 | 83 | 118 | 67 | 64 | 69 | 498 | ▲ | 899 |
| Other | 2024 | 74 | 65 | 57 | 54 | 72 | 50 | 35 | - | - | - | - | - | 407 | 14% | 407 |
| | 2023 | 60 | 79 | 39 | 41 | 57 | 37 | 44 | 61 | 56 | 37 | 57 | 195 | 357 | ▲ | 763 |
| Other Criminally Related Matters | 2024 | 10 | 6 | 6 | 7 | 19 | 8 | 8 | - | - | - | - | - | 64 | 12% | 64 |
| | 2023 | 9 | 5 | 8 | 10 | 7 | 4 | 14 | 7 | 5 | 15 | 15 | 10 | 57 | ▲ | 109 |
| Probates/Wills & Trusts - Level 1 | 2024 | - | - | - | - | - | - | - | - | - | - | - | - | 0 | -100% | 0 |
| | 2023 | - | - | 1 | - | - | 1 | - | - | - | - | - | - | 2 | ▼ | 2 |
| Probates/Wills & Trusts - Level 2 | 2024 | 1 | 2 | 2 | - | 2 | 1 | 1 | - | - | - | - | - | 9 | -31% | 9 |
| | 2023 | 1 | 3 | 4 | 2 | 2 | 1 | - | 1 | 1 | 4 | 1 | - | 13 | ▼ | 20 |
| Uncontested Divorce | 2024 | 14 | 11 | 15 | 8 | 10 | 12 | 9 | - | - | - | - | - | 79 | -30% | 79 |
| | 2023 | 13 | 13 | 19 | 17 | 23 | 16 | 12 | 16 | 18 | 24 | 17 | 13 | 113 | ▼ | 201 |

This report reflects data in the case management system. Numbers will update accordingly as reports are refreshed and posted.

| Dashboard | | | | Monthly Filings Summary | | | | Jan --- Jul Filings | | | | | | | |
|---|-------|---|--|-------------------------|--|--|--|---|--|--|--|-------|-------|------|------|
| Court: Pulaski Circuit Start/End Date: Jan-23 / Jul-24 2023 Average Month: 275 Jan-Jul 2023: 2,090 Filings Trending: ▼ | | Circuit/Court ID: 27 227155 Type of Case: Filings 2024 Average Month: 290 Jan-Jul 2024 : 2,027 Overall AVG. Month: 280 | | | | | | <table border="1" style="margin: auto;"> <tr> <td style="text-align: center; width: 50px;">2,027</td> <td style="text-align: center; width: 50px;">2,090</td> </tr> <tr> <td style="text-align: center;">2024</td> <td style="text-align: center;">2023</td> </tr> </table> | | | | 2,027 | 2,090 | 2024 | 2023 |
| 2,027 | 2,090 | | | | | | | | | | | | | | |
| 2024 | 2023 | | | | | | | | | | | | | | |

| Filings by Division | | | | | | | | | | | | | | | | |
|----------------------------------|------|-----|-----|-----|-----|-----|-----|-----|-----|-----|-----|-----|-----|----------|----------|-------|
| Divisions | | Jan | Feb | Mar | Apr | May | Jun | Jul | Aug | Sep | Oct | Nov | Dec | Thru Jul | % Change | Total |
| Total | 2024 | 342 | 302 | 262 | 345 | 242 | 196 | 338 | - | - | - | - | - | 2,027 | -3% | 2,027 |
| | 2023 | 376 | 264 | 400 | 261 | 271 | 235 | 283 | 217 | 241 | 357 | 180 | 209 | 2,090 | ▼ | 3,294 |
| Civil | 2024 | 32 | 37 | 22 | 49 | 20 | 29 | 37 | - | - | - | - | - | 226 | 21% | 226 |
| | 2023 | 21 | 31 | 36 | 24 | 24 | 34 | 17 | 27 | 28 | 52 | 17 | 23 | 187 | ▲ | 334 |
| Criminal | 2024 | 181 | 135 | 110 | 168 | 131 | 89 | 205 | - | - | - | - | - | 1,019 | -14% | 1,019 |
| | 2023 | 224 | 113 | 242 | 142 | 151 | 115 | 203 | 108 | 133 | 195 | 90 | 111 | 1,190 | ▼ | 1,827 |
| Concealed Handgun Permits | 2024 | 81 | 90 | 90 | 81 | 46 | 50 | 55 | - | - | - | - | - | 493 | -20% | 493 |
| | 2023 | 111 | 107 | 109 | 80 | 82 | 65 | 59 | 64 | 67 | 91 | 60 | 70 | 613 | ▼ | 965 |
| Miscellaneous/ Other | 2024 | 48 | 40 | 40 | 47 | 45 | 28 | 41 | - | - | - | - | - | 289 | 189% | 289 |
| | 2023 | 20 | 13 | 13 | 15 | 14 | 21 | 4 | 18 | 13 | 19 | 13 | 5 | 100 | ▲ | 168 |

| Filings by Case Category | | | | | | | | | | | | | | | | |
|--|------|-----|-----|-----|-----|-----|-----|-----|-----|-----|-----|-----|-----|----------|----------|-------|
| Case Categories | | Jan | Feb | Mar | Apr | May | Jun | Jul | Aug | Sep | Oct | Nov | Dec | Thru Jul | % Change | Total |
| Administrative Law | 2024 | - | - | - | - | - | - | - | - | - | - | - | - | 0 | 0 | 0 |
| | 2023 | - | - | - | - | - | - | - | - | 1 | - | - | - | 0 | ↔ | 1 |
| Capital Murder | 2024 | - | 1 | - | 1 | - | - | - | - | - | - | - | - | 2 | 100% | 2 |
| | 2023 | - | - | - | 1 | - | - | - | - | - | 2 | - | - | 1 | ▲ | 3 |
| Contested Divorce | 2024 | 7 | 5 | 4 | 1 | 4 | 2 | 3 | - | - | - | - | - | 26 | 30% | 26 |
| | 2023 | 5 | 3 | 3 | 3 | 2 | 2 | 2 | 5 | 5 | 3 | 2 | 2 | 20 | ▲ | 37 |
| Domestic and Family - Level 1 | 2024 | 4 | 13 | 6 | 25 | - | 15 | 13 | - | - | - | - | - | 76 | 95% | 76 |
| | 2023 | 4 | 9 | 5 | 10 | 3 | 5 | 3 | 7 | 4 | 28 | 2 | 9 | 39 | ▲ | 89 |
| Domestic and Family - Level 2 | 2024 | 1 | 2 | - | 3 | - | - | - | - | - | - | - | - | 6 | 20% | 6 |
| | 2023 | - | 1 | - | 2 | - | 2 | - | - | 2 | - | - | - | 5 | ▲ | 7 |
| Felonies and Related Matters | 2024 | 111 | 91 | 51 | 128 | 83 | 53 | 163 | - | - | - | - | - | 680 | -17% | 680 |
| | 2023 | 154 | 62 | 169 | 98 | 96 | 72 | 165 | 64 | 88 | 151 | 53 | 60 | 816 | ▼ | 1,232 |
| General Civil - Level 1 | 2024 | - | - | 1 | 1 | - | 1 | - | - | - | - | - | - | 3 | 0% | 3 |
| | 2023 | - | - | 1 | 1 | 2 | - | - | - | - | - | - | 1 | 3 | ↔ | 4 |
| General Civil - Level 2 | 2024 | 5 | 6 | - | 4 | 1 | 3 | 11 | - | - | - | - | - | 30 | 20% | 30 |
| | 2023 | 3 | 4 | 2 | 6 | 5 | 4 | 1 | 3 | 1 | 4 | 5 | 3 | 25 | ▲ | 41 |
| General Civil - Level 3 | 2024 | 3 | 2 | 3 | 2 | 2 | - | 6 | - | - | - | - | - | 18 | -18% | 18 |
| | 2023 | 2 | 3 | 4 | 1 | 3 | 6 | 3 | 4 | 8 | 3 | 3 | 2 | 22 | ▼ | 42 |
| Miscellaneous Civil | 2024 | 85 | 100 | 102 | 102 | 69 | 61 | 69 | - | - | - | - | - | 588 | -18% | 588 |
| | 2023 | 130 | 118 | 125 | 92 | 97 | 88 | 64 | 83 | 77 | 109 | 71 | 75 | 714 | ▼ | 1,129 |
| Misdemeanor | 2024 | 62 | 39 | 46 | 25 | 36 | 34 | 33 | - | - | - | - | - | 275 | -13% | 275 |
| | 2023 | 55 | 46 | 61 | 36 | 44 | 39 | 35 | 36 | 41 | 36 | 27 | 45 | 316 | ▼ | 501 |
| Other | 2024 | 42 | 30 | 27 | 29 | 24 | 17 | 25 | - | - | - | - | - | 194 | 4,750% | 194 |
| | 2023 | - | - | 2 | - | 1 | 1 | - | - | - | 2 | - | - | 4 | ▲ | 6 |
| Other Criminally Related Matters | 2024 | 8 | 5 | 13 | 14 | 12 | 5 | 9 | - | - | - | - | - | 66 | 12% | 66 |
| | 2023 | 15 | 6 | 12 | 7 | 11 | 5 | 3 | 8 | 4 | 6 | 10 | 6 | 59 | ▲ | 93 |
| Probates/Wills & Trusts - Level 1 | 2024 | - | - | 1 | - | - | - | - | - | - | - | - | - | 1 | -50% | 1 |
| | 2023 | - | - | 2 | - | - | - | - | - | - | 1 | - | - | 2 | ▼ | 3 |
| Probates/Wills & Trusts - Level 2 | 2024 | 3 | 4 | 3 | 2 | 2 | - | 1 | - | - | - | - | - | 15 | 88% | 15 |
| | 2023 | - | 2 | 3 | 1 | - | 1 | 1 | 1 | 1 | 1 | 3 | 1 | 8 | ▲ | 15 |
| Protective Orders | 2024 | 1 | 1 | 1 | - | 1 | 3 | 1 | - | - | - | - | - | 8 | -50% | 8 |
| | 2023 | 4 | 3 | 4 | - | 2 | 3 | - | 1 | 3 | 3 | 1 | 2 | 16 | ▼ | 26 |
| Uncontested Divorce | 2024 | 10 | 3 | 4 | 8 | 8 | 2 | 4 | - | - | - | - | - | 39 | -3% | 39 |
| | 2023 | 4 | 7 | 8 | 3 | 5 | 7 | 6 | 5 | 6 | 8 | 3 | 3 | 40 | ▼ | 65 |

| Dashboard | | Monthly Filings Summary | | Jan --- Jul Filings | |
|--|------------------------------------|-------------------------|--|---------------------|--|
| Court: Wythe Circuit | Circuit/Court ID: 27 227197 | | | | |
| Start/End Date: Jan-23 / Jul-24 | Type of Case: Filings | | | | |
| 2023 Average Month: 238 | 2024 Average Month: 236 | | | | |
| Jan-Jul 2023: 1,728 | Jan-Jul 2024 : 1,650 | | | | |
| Filings Trending: ▼ | Overall AVG. Month: 237 | | | | |

| Filings by Division | | | | | | | | | | | | | | | | |
|----------------------------------|------|-----|-----|-----|-----|-----|-----|-----|-----|-----|-----|-----|-----|----------|----------|-------|
| Divisions | | Jan | Feb | Mar | Apr | May | Jun | Jul | Aug | Sep | Oct | Nov | Dec | Thru Jul | % Change | Total |
| Total | 2024 | 257 | 229 | 220 | 315 | 182 | 216 | 231 | - | - | - | - | - | 1,650 | -5% | 1,650 |
| | 2023 | 277 | 324 | 273 | 246 | 213 | 230 | 165 | 258 | 157 | 376 | 152 | 188 | 1,728 | ▼ | 2,859 |
| Civil | 2024 | 23 | 24 | 30 | 36 | 11 | 44 | 29 | - | - | - | - | - | 197 | -1% | 197 |
| | 2023 | 29 | 25 | 20 | 31 | 32 | 38 | 24 | 70 | 16 | 32 | 19 | 24 | 199 | ▼ | 360 |
| Criminal | 2024 | 143 | 96 | 105 | 175 | 100 | 102 | 124 | - | - | - | - | - | 845 | 26% | 845 |
| | 2023 | 125 | 120 | 96 | 86 | 88 | 99 | 55 | 104 | 53 | 250 | 65 | 75 | 669 | ▲ | 1,216 |
| Concealed Handgun Permits | 2024 | 79 | 91 | 63 | 85 | 56 | 52 | 62 | - | - | - | - | - | 488 | -33% | 488 |
| | 2023 | 108 | 151 | 140 | 113 | 78 | 73 | 64 | 66 | 70 | 75 | 54 | 70 | 727 | ▼ | 1,062 |
| Miscellaneous/ Other | 2024 | 11 | 18 | 22 | 19 | 15 | 18 | 16 | - | - | - | - | - | 119 | -11% | 119 |
| | 2023 | 15 | 28 | 17 | 16 | 15 | 20 | 22 | 18 | 18 | 19 | 14 | 19 | 133 | ▼ | 221 |
| Others | 2024 | 1 | - | - | - | - | - | - | - | - | - | - | - | 1 | 1 | 1 |
| | 2023 | - | - | - | - | - | - | - | - | - | - | - | - | 0 | ↔ | 0 |

| Filings by Case Category | | | | | | | | | | | | | | | | |
|--|------|-----|-----|-----|-----|-----|-----|-----|-----|-----|-----|-----|-----|----------|----------|-------|
| Case Categories | | Jan | Feb | Mar | Apr | May | Jun | Jul | Aug | Sep | Oct | Nov | Dec | Thru Jul | % Change | Total |
| Administrative Law | 2024 | - | - | - | - | - | - | 1 | - | - | - | - | - | 1 | 0% | 1 |
| | 2023 | - | - | - | - | - | 1 | - | - | - | - | - | - | 1 | ↔ | 1 |
| Contested Divorce | 2024 | - | 3 | 4 | 5 | 1 | 5 | 4 | - | - | - | - | - | 22 | -19% | 22 |
| | 2023 | 3 | 5 | 3 | 3 | 6 | 5 | 2 | 9 | - | 5 | 4 | 4 | 27 | ▼ | 49 |
| Domestic and Family - Level 1 | 2024 | 8 | 3 | 2 | 10 | - | 20 | 2 | - | - | - | - | - | 45 | 45% | 45 |
| | 2023 | 11 | 4 | 5 | 6 | 2 | 3 | - | 38 | 2 | 7 | 3 | 8 | 31 | ▲ | 89 |
| Domestic and Family - Level 2 | 2024 | - | 2 | 1 | 2 | 3 | - | 4 | - | - | - | - | - | 12 | 200% | 12 |
| | 2023 | - | - | 1 | 1 | 1 | - | 1 | 1 | - | - | 3 | - | 4 | ▲ | 8 |
| Felonies and Related Matters | 2024 | 111 | 70 | 54 | 124 | 69 | 79 | 101 | - | - | - | - | - | 608 | 23% | 608 |
| | 2023 | 99 | 93 | 72 | 60 | 67 | 72 | 33 | 77 | 37 | 213 | 46 | 53 | 496 | ▲ | 922 |
| General Civil - Level 1 | 2024 | - | - | - | - | - | - | - | - | - | - | - | - | 0 | -100% | 0 |
| | 2023 | 1 | - | - | - | - | 1 | - | - | - | - | - | - | 2 | ▼ | 2 |
| General Civil - Level 2 | 2024 | 2 | 4 | 6 | 1 | - | 4 | 4 | - | - | - | - | - | 21 | -5% | 21 |
| | 2023 | 2 | 2 | - | 4 | 3 | 7 | 4 | 8 | 3 | 6 | 4 | 7 | 22 | ▼ | 50 |
| General Civil - Level 3 | 2024 | 2 | 5 | 8 | 4 | 1 | 7 | 3 | - | - | - | - | - | 30 | -25% | 30 |
| | 2023 | 6 | 8 | 2 | 4 | 8 | 7 | 5 | 6 | 4 | 6 | 6 | 6 | 40 | ▼ | 68 |
| Miscellaneous Civil | 2024 | 93 | 108 | 87 | 105 | 71 | 73 | 79 | - | - | - | - | - | 616 | -29% | 616 |
| | 2023 | 124 | 181 | 160 | 130 | 97 | 95 | 84 | 79 | 88 | 95 | 64 | 83 | 871 | ▼ | 1,280 |
| Misdemeanor | 2024 | 28 | 22 | 46 | 45 | 24 | 19 | 19 | - | - | - | - | - | 203 | 33% | 203 |
| | 2023 | 25 | 24 | 17 | 28 | 19 | 21 | 19 | 21 | 15 | 36 | 19 | 21 | 153 | ▲ | 265 |
| Other | 2024 | 2 | - | - | - | - | - | 1 | - | - | - | - | - | 3 | 50% | 3 |
| | 2023 | - | 2 | - | - | - | - | - | 1 | 1 | - | 1 | - | 2 | ▲ | 5 |
| Other Criminally Related Matters | 2024 | 4 | 4 | 5 | 7 | 7 | 4 | 5 | - | - | - | - | - | 36 | 29% | 36 |
| | 2023 | 1 | 3 | 8 | 4 | 2 | 6 | 4 | 6 | 1 | 2 | - | 1 | 28 | ▲ | 38 |
| Probates/Wills & Trusts - Level 1 | 2024 | - | - | - | - | - | - | - | - | - | - | - | - | 0 | -100% | 0 |
| | 2023 | 1 | - | - | - | - | - | - | - | - | - | - | 1 | 1 | ▼ | 2 |
| Probates/Wills & Trusts - Level 2 | 2024 | 2 | - | - | 2 | - | 4 | 2 | - | - | - | - | - | 10 | -23% | 10 |
| | 2023 | - | 2 | 3 | 2 | 2 | 2 | 2 | 1 | 2 | 1 | 1 | 1 | 13 | ▼ | 19 |
| Uncontested Divorce | 2024 | 5 | 8 | 7 | 10 | 6 | 1 | 6 | - | - | - | - | - | 43 | 16% | 43 |
| | 2023 | 4 | - | 2 | 4 | 6 | 10 | 11 | 11 | 4 | 5 | 1 | 3 | 37 | ▲ | 61 |

This report reflects data in the case management system. Numbers will update accordingly as reports are refreshed and posted.

| Dashboard | Monthly Filings Summary | Jan --- Jul Filings |
|--|-------------------------|---------------------|
| <p>Court: Radford Circuit Start/End Date: Jan-23 / Jul-24 2023 Average Month: 96 Jan-Jul 2023: 699 Filings Trending: ▲</p> <p>Circuit/Court ID: 27 227750 Type of Case: Filings 2024 Average Month: 118 Jan-Jul 2024 : 823 Overall AVG. Month: 104</p> | | |

| Filings by Division | | | | | | | | | | | | | | | | |
|----------------------------------|------|-----|-----|-----|-----|-----|-----|-----|-----|-----|-----|-----|-----|----------|----------|-------|
| Divisions | | Jan | Feb | Mar | Apr | May | Jun | Jul | Aug | Sep | Oct | Nov | Dec | Thru Jul | % Change | Total |
| Total | 2024 | 55 | 64 | 302 | 61 | 63 | 205 | 73 | - | - | - | - | - | 823 | 18% | 823 |
| | 2023 | 71 | 74 | 217 | 50 | 74 | 160 | 53 | 84 | 164 | 56 | 52 | 99 | 699 | ▲ | 1,154 |
| Civil | 2024 | 6 | 14 | 13 | 4 | 9 | 10 | 2 | - | - | - | - | - | 58 | -48% | 58 |
| | 2023 | 6 | 16 | 46 | 4 | 16 | 19 | 5 | 7 | 4 | 8 | 10 | 2 | 112 | ▼ | 143 |
| Criminal | 2024 | 19 | 21 | 265 | 30 | 27 | 171 | 39 | - | - | - | - | - | 572 | 47% | 572 |
| | 2023 | 32 | 30 | 144 | 20 | 20 | 119 | 25 | 34 | 140 | 22 | 17 | 69 | 390 | ▲ | 672 |
| Concealed Handgun Permits | 2024 | 25 | 22 | 18 | 17 | 16 | 10 | 13 | - | - | - | - | - | 121 | -14% | 121 |
| | 2023 | 28 | 17 | 15 | 22 | 29 | 16 | 13 | 27 | 12 | 15 | 19 | 21 | 140 | ▼ | 234 |
| Miscellaneous/ Other | 2024 | 5 | 7 | 6 | 10 | 11 | 14 | 19 | - | - | - | - | - | 72 | 29% | 72 |
| | 2023 | 5 | 11 | 12 | 4 | 9 | 6 | 9 | 15 | 8 | 11 | 6 | 7 | 56 | ▲ | 103 |
| Others | 2024 | - | - | - | - | - | - | - | - | - | - | - | - | 0 | -100% | 0 |
| | 2023 | - | - | - | - | - | - | 1 | 1 | - | - | - | - | 1 | ▼ | 2 |

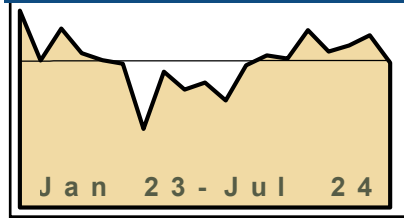
| Filings by Case Category | | | | | | | | | | | | | | | | |
|--|------|-----|-----|-----|-----|-----|-----|-----|-----|-----|-----|-----|-----|----------|----------|-------|
| Case Categories | | Jan | Feb | Mar | Apr | May | Jun | Jul | Aug | Sep | Oct | Nov | Dec | Thru Jul | % Change | Total |
| Contested Divorce | 2024 | 3 | 1 | 1 | 2 | 1 | - | - | - | - | - | - | - | 8 | 33% | 8 |
| | 2023 | - | 1 | - | - | 1 | 4 | - | - | 1 | - | - | 1 | 6 | ▲ | 8 |
| Domestic and Family - Level 1 | 2024 | 1 | 8 | 1 | - | 5 | 3 | 1 | - | - | - | - | - | 19 | 0% | 19 |
| | 2023 | - | 10 | 1 | - | 2 | 4 | 2 | 4 | 1 | 3 | 3 | - | 19 | ↔ | 30 |
| Domestic and Family - Level 2 | 2024 | - | - | 1 | - | - | - | - | - | - | - | - | - | 1 | -88% | 1 |
| | 2023 | - | 2 | 3 | - | - | 2 | 1 | - | - | 1 | - | - | 8 | ▼ | 9 |
| Felonies and Related Matters | 2024 | 12 | 11 | 239 | 28 | 21 | 147 | 17 | - | - | - | - | - | 475 | 68% | 475 |
| | 2023 | 17 | 16 | 119 | 10 | 14 | 92 | 14 | 19 | 108 | 8 | 12 | 57 | 282 | ▲ | 486 |
| General Civil - Level 1 | 2024 | - | - | - | - | - | - | - | - | - | - | - | - | 0 | -100% | 0 |
| | 2023 | - | - | - | - | - | 1 | - | - | - | - | - | - | 1 | ▼ | 1 |
| General Civil - Level 2 | 2024 | - | - | 1 | 2 | - | 2 | - | - | - | - | - | - | 5 | -58% | 5 |
| | 2023 | 3 | 1 | 1 | 1 | 2 | 3 | 1 | 1 | - | 2 | 3 | 2 | 12 | ▼ | 20 |
| General Civil - Level 3 | 2024 | 1 | 1 | 3 | - | 2 | - | - | - | - | - | - | - | 7 | -13% | 7 |
| | 2023 | - | - | 1 | - | 6 | 1 | - | 1 | - | 1 | 2 | - | 8 | ▼ | 12 |
| Miscellaneous Civil | 2024 | 30 | 29 | 24 | 27 | 27 | 24 | 32 | - | - | - | - | - | 193 | 2% | 193 |
| | 2023 | 33 | 28 | 24 | 26 | 37 | 20 | 22 | 41 | 20 | 25 | 24 | 26 | 190 | ▲ | 326 |
| Misdemeanor | 2024 | 5 | 8 | 29 | 2 | 2 | 26 | 17 | - | - | - | - | - | 89 | -35% | 89 |
| | 2023 | 12 | 13 | 65 | 8 | 4 | 24 | 10 | 11 | 31 | 13 | 4 | 12 | 136 | ▼ | 207 |
| Other | 2024 | - | - | - | - | - | - | - | - | - | - | - | - | 0 | -100% | 0 |
| | 2023 | - | - | - | - | 1 | 1 | 1 | 1 | - | - | - | - | 3 | ▼ | 4 |
| Other Criminally Related Matters | 2024 | 2 | 2 | - | - | 4 | 2 | 5 | - | - | - | - | - | 15 | 7% | 15 |
| | 2023 | 3 | 1 | - | 2 | 3 | 4 | 1 | 4 | 2 | 1 | 1 | - | 14 | ▲ | 22 |
| Probates/Wills & Trusts - Level 1 | 2024 | - | - | - | - | - | - | - | - | - | - | - | - | 0 | -100% | 0 |
| | 2023 | 1 | - | - | - | - | - | - | - | - | - | - | - | 1 | ▼ | 1 |
| Probates/Wills & Trusts - Level 2 | 2024 | - | - | - | - | - | - | 1 | - | - | - | - | - | 1 | 1 | 1 |
| | 2023 | - | - | - | - | - | - | - | - | - | - | - | - | 0 | ↔ | 0 |
| Protective Orders | 2024 | - | 2 | - | - | - | - | - | - | - | - | - | - | 2 | 100% | 2 |
| | 2023 | - | - | - | - | 1 | - | - | 1 | - | - | - | - | 1 | ▲ | 2 |
| Uncontested Divorce | 2024 | 1 | 2 | 3 | - | 1 | 1 | - | - | - | - | - | - | 8 | -56% | 8 |
| | 2023 | 2 | 2 | 3 | 3 | 3 | 4 | 1 | 1 | 1 | 2 | 3 | 1 | 18 | ▼ | 26 |

Dashboard

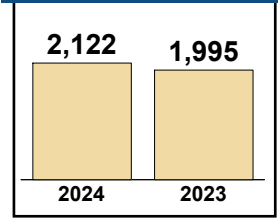
Court: Smyth Circuit
Start/End Date: Jan-23 / Jul-24
2023 Average Month: 266
Jan-Jul 2023: 1,995
Filings Trending: ▲

Circuit/Court ID: 28 228173
Type of Case: Filings
2024 Average Month: 303
Jan-Jul 2024 : 2,122
Overall AVG. Month: 280

Monthly Filings Summary



Jan --- Jul Filings



Filings by Division

| Divisions | | Jan | Feb | Mar | Apr | May | Jun | Jul | Aug | Sep | Oct | Nov | Dec | Thru Jul | % Change | Total |
|----------------------------------|------|-----|-----|-----|-----|-----|-----|-----|-----|-----|-----|-----|-----|----------|----------|-------|
| Total | 2024 | 290 | 284 | 338 | 297 | 309 | 328 | 276 | - | - | - | - | - | 2,122 | 6% | 2,122 |
| | 2023 | 375 | 280 | 341 | 294 | 281 | 274 | 150 | 259 | 225 | 238 | 204 | 271 | 1,995 | ▲ | 3,192 |
| Civil | 2024 | 19 | 23 | 21 | 43 | 35 | 28 | 27 | - | - | - | - | - | 196 | 11% | 196 |
| | 2023 | 30 | 14 | 20 | 18 | 29 | 49 | 17 | 39 | 30 | 19 | 33 | 22 | 177 | ▲ | 320 |
| Criminal | 2024 | 75 | 86 | 140 | 85 | 87 | 154 | 94 | - | - | - | - | - | 721 | 24% | 721 |
| | 2023 | 147 | 72 | 102 | 70 | 92 | 69 | 28 | 90 | 86 | 85 | 59 | 100 | 580 | ▲ | 1,000 |
| Concealed Handgun Permits | 2024 | 75 | 106 | 89 | 77 | 74 | 60 | 82 | - | - | - | - | - | 563 | -26% | 563 |
| | 2023 | 135 | 117 | 150 | 135 | 100 | 69 | 53 | 68 | 52 | 74 | 53 | 36 | 759 | ▼ | 1,042 |
| Miscellaneous/Other | 2024 | 114 | 57 | 78 | 81 | 102 | 68 | 55 | - | - | - | - | - | 555 | 30% | 555 |
| | 2023 | 60 | 69 | 52 | 67 | 49 | 78 | 51 | 50 | 47 | 55 | 48 | 103 | 426 | ▲ | 729 |
| Others | 2024 | 7 | 12 | 10 | 11 | 11 | 18 | 18 | - | - | - | - | - | 87 | 64% | 87 |
| | 2023 | 3 | 8 | 17 | 4 | 11 | 9 | 1 | 12 | 10 | 5 | 11 | 10 | 53 | ▲ | 101 |

Filings by Case Category

| Case Categories | | Jan | Feb | Mar | Apr | May | Jun | Jul | Aug | Sep | Oct | Nov | Dec | Thru Jul | % Change | Total |
|--|------|-----|-----|-----|-----|-----|-----|-----|-----|-----|-----|-----|-----|----------|----------|-------|
| Administrative Law | 2024 | - | - | - | 1 | - | - | - | - | - | - | - | - | 1 | 0% | 1 |
| | 2023 | - | - | - | - | - | 1 | - | - | - | 1 | - | - | 1 | ↔ | 2 |
| Contested Divorce | 2024 | 2 | 5 | 1 | 4 | 5 | 2 | 5 | - | - | - | - | - | 24 | -17% | 24 |
| | 2023 | 4 | 1 | 4 | 6 | 6 | 2 | 6 | 5 | 3 | 3 | 3 | 1 | 29 | ▼ | 44 |
| Domestic and Family - Level 1 | 2024 | - | 1 | 2 | 9 | 5 | 2 | - | - | - | - | - | - | 19 | -42% | 19 |
| | 2023 | 8 | 2 | 1 | - | 3 | 19 | - | 2 | 8 | - | 12 | 5 | 33 | ▼ | 60 |
| Domestic and Family - Level 2 | 2024 | 1 | 4 | 4 | 4 | 5 | 4 | 5 | - | - | - | - | - | 27 | 80% | 27 |
| | 2023 | 4 | 2 | 2 | 2 | 1 | 3 | 1 | 4 | 3 | 4 | 4 | 1 | 15 | ▲ | 31 |
| Felonies and Related Matters | 2024 | 54 | 72 | 100 | 60 | 64 | 114 | 77 | - | - | - | - | - | 541 | 20% | 541 |
| | 2023 | 123 | 62 | 77 | 56 | 66 | 49 | 19 | 62 | 60 | 62 | 41 | 85 | 452 | ▲ | 762 |
| General Civil - Level 1 | 2024 | - | - | - | - | 1 | 1 | 2 | - | - | - | - | - | 4 | 33% | 4 |
| | 2023 | - | - | 1 | 1 | - | 1 | - | - | - | 1 | 1 | 1 | 3 | ▲ | 6 |
| General Civil - Level 2 | 2024 | 1 | 2 | 2 | 1 | 7 | 3 | 4 | - | - | - | - | - | 20 | 25% | 20 |
| | 2023 | 2 | 1 | 3 | - | 5 | 4 | 1 | 8 | 3 | 1 | 2 | 2 | 16 | ▲ | 32 |
| General Civil - Level 3 | 2024 | 3 | - | 6 | 8 | 2 | 3 | 2 | - | - | - | - | - | 24 | -4% | 24 |
| | 2023 | 1 | 2 | 4 | 1 | 3 | 10 | 4 | 2 | 6 | 2 | 2 | 4 | 25 | ▼ | 41 |
| Miscellaneous Civil | 2024 | 88 | 126 | 117 | 108 | 105 | 82 | 93 | - | - | - | - | - | 719 | -20% | 719 |
| | 2023 | 144 | 137 | 172 | 151 | 117 | 111 | 69 | 87 | 67 | 93 | 68 | 44 | 901 | ▼ | 1,260 |
| Misdemeanor | 2024 | 17 | 11 | 38 | 18 | 20 | 39 | 16 | - | - | - | - | - | 159 | 35% | 159 |
| | 2023 | 21 | 10 | 22 | 13 | 26 | 17 | 9 | 26 | 21 | 22 | 15 | 14 | 118 | ▲ | 216 |
| Other | 2024 | 107 | 48 | 57 | 61 | 78 | 62 | 61 | - | - | - | - | - | 474 | 47% | 474 |
| | 2023 | 53 | 57 | 43 | 53 | 41 | 43 | 33 | 42 | 41 | 38 | 41 | 101 | 323 | ▲ | 586 |
| Other Criminally Related Matters | 2024 | 4 | 3 | 2 | 7 | 3 | 1 | 1 | - | - | - | - | - | 21 | 110% | 21 |
| | 2023 | 3 | - | 3 | 1 | - | 3 | - | 2 | 5 | 1 | 3 | 2 | 10 | ▲ | 23 |
| Probates/Wills & Trusts - Level 1 | 2024 | - | - | - | - | 1 | - | - | - | - | - | - | - | 1 | 1 | 1 |
| | 2023 | - | - | - | - | - | - | - | 1 | - | - | - | - | 0 | ↔ | 1 |
| Probates/Wills & Trusts - Level 2 | 2024 | 4 | 1 | 2 | 5 | 2 | 4 | 5 | - | - | - | - | - | 23 | 92% | 23 |
| | 2023 | 1 | - | 3 | 2 | 2 | 1 | 3 | 1 | 2 | - | 1 | 3 | 12 | ▲ | 19 |
| Uncontested Divorce | 2024 | 9 | 11 | 7 | 11 | 11 | 11 | 5 | - | - | - | - | - | 65 | 14% | 65 |
| | 2023 | 11 | 6 | 6 | 8 | 11 | 10 | 5 | 17 | 6 | 10 | 11 | 8 | 57 | ▲ | 109 |

This report reflects data in the case management system. Numbers will update accordingly as reports are refreshed and posted.

| Dashboard | Monthly Filings Summary | Jan --- Jul Filings | | | | |
|--|-------------------------|--|--------------|--------------|------|------|
| <p>Court: Washington Circuit Start/End Date: Jan-23 / Jul-24 2023 Average Month: 439 Jan-Jul 2023: 3,139 Filings Trending: ↔</p> <p>Circuit/Court ID: 28 228191 Type of Case: Filings 2024 Average Month: 443 Jan-Jul 2024 : 3,101 Overall AVG. Month: 440</p> | <p>Jan 23 - Jul 24</p> | <table style="margin: auto;"> <tr> <td style="text-align: center;">3,101</td> <td style="text-align: center;">3,139</td> </tr> <tr> <td style="text-align: center;">2024</td> <td style="text-align: center;">2023</td> </tr> </table> | 3,101 | 3,139 | 2024 | 2023 |
| 3,101 | 3,139 | | | | | |
| 2024 | 2023 | | | | | |

| Filings by Division | | | | | | | | | | | | | | | | |
|----------------------------------|------|-----|-----|-----|-----|-----|-----|-----|-----|-----|-----|-----|-----|----------|----------|-------|
| Divisions | | Jan | Feb | Mar | Apr | May | Jun | Jul | Aug | Sep | Oct | Nov | Dec | Thru Jul | % Change | Total |
| Total | 2024 | 400 | 608 | 425 | 521 | 405 | 377 | 365 | - | - | - | - | - | 3,101 | -1% | 3,101 |
| | 2023 | 584 | 438 | 496 | 430 | 482 | 374 | 335 | 396 | 361 | 454 | 458 | 458 | 3,139 | ▼ | 5,266 |
| Civil | 2024 | 24 | 34 | 34 | 40 | 38 | 53 | 50 | - | - | - | - | - | 273 | -1% | 273 |
| | 2023 | 39 | 44 | 50 | 42 | 38 | 33 | 29 | 46 | 39 | 35 | 32 | 27 | 275 | ▼ | 454 |
| Criminal | 2024 | 144 | 187 | 173 | 263 | 167 | 178 | 139 | - | - | - | - | - | 1,251 | -2% | 1,251 |
| | 2023 | 297 | 144 | 167 | 201 | 170 | 171 | 132 | 135 | 151 | 229 | 201 | 142 | 1,282 | ▼ | 2,140 |
| Concealed Handgun Permits | 2024 | 145 | 193 | 143 | 154 | 152 | 82 | 113 | - | - | - | - | - | 982 | -13% | 982 |
| | 2023 | 177 | 194 | 204 | 132 | 204 | 113 | 102 | 142 | 108 | 131 | 154 | 110 | 1,126 | ▼ | 1,771 |
| Miscellaneous/Other | 2024 | 80 | 188 | 70 | 59 | 44 | 63 | 61 | - | - | - | - | - | 565 | 24% | 565 |
| | 2023 | 71 | 56 | 75 | 55 | 70 | 57 | 71 | 73 | 62 | 58 | 69 | 175 | 455 | ▲ | 892 |
| Others | 2024 | 7 | 6 | 5 | 5 | 4 | 1 | 2 | - | - | - | - | - | 30 | 2,900% | 30 |
| | 2023 | - | - | - | - | - | - | 1 | - | 1 | 1 | 2 | 4 | 1 | ▲ | 9 |

| Filings by Case Category | | | | | | | | | | | | | | | | |
|--|------|-----|-----|-----|-----|-----|-----|-----|-----|-----|-----|-----|-----|----------|----------|-------|
| Case Categories | | Jan | Feb | Mar | Apr | May | Jun | Jul | Aug | Sep | Oct | Nov | Dec | Thru Jul | % Change | Total |
| Administrative Law | 2024 | - | - | - | - | - | - | 1 | - | - | - | - | - | 1 | 1 | 1 |
| | 2023 | - | - | - | - | - | - | - | 1 | - | - | - | - | 0 | ↔ | 1 |
| Contested Divorce | 2024 | 5 | 3 | 2 | 4 | 4 | 7 | 3 | - | - | - | - | - | 28 | -3% | 28 |
| | 2023 | 4 | 5 | 5 | 4 | 8 | 1 | 2 | 2 | 5 | 2 | 3 | 6 | 29 | ▼ | 47 |
| Domestic and Family - Level 1 | 2024 | 3 | - | 2 | 4 | 3 | 11 | - | - | - | - | - | - | 23 | -8% | 23 |
| | 2023 | - | 1 | 10 | 4 | 1 | 2 | 7 | 5 | - | 2 | 2 | 4 | 25 | ▼ | 38 |
| Domestic and Family - Level 2 | 2024 | 2 | 3 | 3 | 5 | 4 | 2 | 5 | - | - | - | - | - | 24 | 4% | 24 |
| | 2023 | 4 | 3 | 5 | 5 | 1 | 2 | 3 | 1 | 2 | - | 2 | 2 | 23 | ▲ | 30 |
| Felonies and Related Matters | 2024 | 117 | 131 | 133 | 203 | 110 | 148 | 103 | - | - | - | - | - | 945 | -9% | 945 |
| | 2023 | 281 | 106 | 126 | 165 | 127 | 129 | 105 | 75 | 104 | 214 | 147 | 104 | 1,039 | ▼ | 1,683 |
| General Civil - Level 1 | 2024 | - | 1 | - | - | 1 | 1 | 4 | - | - | - | - | - | 7 | 250% | 7 |
| | 2023 | - | - | - | - | 2 | - | - | 2 | - | 1 | - | - | 2 | ▲ | 5 |
| General Civil - Level 2 | 2024 | 3 | 6 | 6 | 7 | 12 | 8 | 7 | - | - | - | - | - | 49 | 14% | 49 |
| | 2023 | 13 | 8 | 7 | 3 | 5 | 2 | 5 | 13 | 7 | 6 | 8 | 7 | 43 | ▲ | 84 |
| General Civil - Level 3 | 2024 | 8 | 6 | 7 | 13 | 3 | 10 | 14 | - | - | - | - | - | 61 | 74% | 61 |
| | 2023 | 4 | 5 | 9 | 8 | 3 | 5 | 1 | 4 | 11 | 9 | 3 | 3 | 35 | ▲ | 65 |
| Miscellaneous Civil | 2024 | 171 | 218 | 172 | 170 | 170 | 118 | 146 | - | - | - | - | - | 1,165 | -11% | 1,165 |
| | 2023 | 196 | 219 | 232 | 159 | 236 | 146 | 127 | 171 | 127 | 151 | 179 | 123 | 1,315 | ▼ | 2,066 |
| Misdemeanor | 2024 | 21 | 56 | 39 | 59 | 45 | 28 | 33 | - | - | - | - | - | 281 | 26% | 281 |
| | 2023 | 16 | 36 | 32 | 36 | 41 | 35 | 27 | 39 | 46 | 16 | 47 | 28 | 223 | ▲ | 399 |
| Other | 2024 | 58 | 173 | 48 | 43 | 31 | 32 | 28 | - | - | - | - | - | 413 | 48% | 413 |
| | 2023 | 48 | 34 | 48 | 29 | 44 | 31 | 45 | 48 | 45 | 33 | 49 | 166 | 279 | ▲ | 620 |
| Other Criminally Related Matters | 2024 | 6 | 2 | 1 | 1 | 12 | 2 | 3 | - | - | - | - | - | 27 | 35% | 27 |
| | 2023 | - | 2 | 9 | - | 2 | 7 | - | 21 | 1 | - | 8 | 10 | 20 | ▲ | 60 |
| Probates/Wills & Trusts - Level 1 | 2024 | - | 1 | - | - | 1 | - | - | - | - | - | - | - | 2 | -50% | 2 |
| | 2023 | 2 | - | - | - | 1 | - | 1 | 1 | 1 | - | 1 | - | 4 | ▼ | 7 |
| Probates/Wills & Trusts - Level 2 | 2024 | 2 | 5 | 3 | - | 1 | 2 | 2 | - | - | - | - | - | 15 | -12% | 15 |
| | 2023 | - | 5 | 4 | 3 | 1 | 1 | 3 | 3 | 1 | 5 | 1 | 1 | 17 | ▼ | 28 |
| Protective Orders | 2024 | - | - | - | - | - | - | 1 | - | - | - | - | - | 1 | -83% | 1 |
| | 2023 | 3 | 2 | - | 1 | - | - | - | - | 4 | 4 | 2 | - | 6 | ▼ | 16 |
| Uncontested Divorce | 2024 | 4 | 3 | 9 | 12 | 8 | 8 | 15 | - | - | - | - | - | 59 | -25% | 59 |
| | 2023 | 13 | 12 | 9 | 13 | 10 | 13 | 9 | 10 | 7 | 11 | 6 | 4 | 79 | ▼ | 117 |

This report reflects data in the case management system. Numbers will update accordingly as reports are refreshed and posted.

CPSS-CCMS-10.01 CASELOAD STATISTICS OF THE CIRCUIT COURTS

Bristol

January 2023 -- July 2024 Filings


Alexandria and Fairfax Circuit are not Included in State Totals

Dashboard

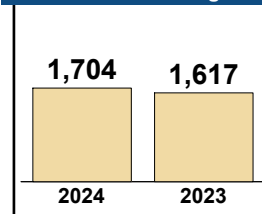
Court: Bristol Circuit
Start/End Date: Jan-23 / Jul-24
2023 Average Month: 226
Jan-Jul 2023: 1,617
Filings Trending: ▲

Circuit/Court ID: 28 228520
Type of Case: Filings
2024 Average Month: 243
Jan-Jul 2024 : 1,704
Overall AVG. Month: 232

Monthly Filings Summary



Jan --- Jul Filings



Filings by Division

| Divisions | Jan | Feb | Mar | Apr | May | Jun | Jul | Aug | Sep | Oct | Nov | Dec | Thru Jul | % Change | Total |
|----------------------------------|-----|-----|-----|-----|-----|-----|-----|-----|-----|-----|-----|-----|----------|----------|-------|
| Total | 205 | 300 | 256 | 240 | 225 | 213 | 265 | - | - | - | - | - | 1,704 | 5% | 1,704 |
| 2023 | 225 | 278 | 225 | 189 | 190 | 184 | 326 | 234 | 178 | 272 | 246 | 161 | 1,617 | ▲ | 2,708 |
| Civil | 19 | 18 | 17 | 13 | 13 | 26 | 19 | - | - | - | - | - | 125 | 10% | 125 |
| 2023 | 15 | 18 | 20 | 18 | 12 | 19 | 12 | 27 | 16 | 31 | 21 | 13 | 114 | ▲ | 222 |
| Criminal | 111 | 203 | 174 | 141 | 169 | 140 | 114 | - | - | - | - | - | 1,052 | 12% | 1,052 |
| 2023 | 109 | 159 | 124 | 84 | 117 | 88 | 255 | 139 | 107 | 139 | 139 | 86 | 936 | ▲ | 1,546 |
| Concealed Handgun Permits | 17 | 26 | 22 | 22 | 14 | 17 | 22 | - | - | - | - | - | 140 | -29% | 140 |
| 2023 | 32 | 41 | 35 | 26 | 24 | 20 | 19 | 14 | 14 | 12 | 24 | 17 | 197 | ▼ | 278 |
| Miscellaneous/Other | 58 | 53 | 43 | 63 | 29 | 30 | 110 | - | - | - | - | - | 386 | 5% | 386 |
| 2023 | 69 | 60 | 46 | 60 | 37 | 56 | 40 | 54 | 41 | 90 | 62 | 45 | 368 | ▲ | 660 |
| Others | - | - | - | 1 | - | - | - | - | - | - | - | - | 1 | -50% | 1 |
| 2023 | - | - | - | 1 | - | 1 | - | - | - | - | - | - | 2 | ▼ | 2 |

Filings by Case Category

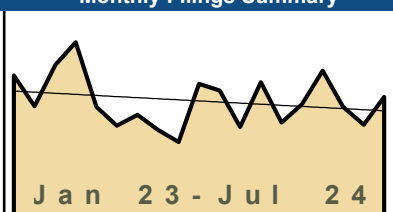
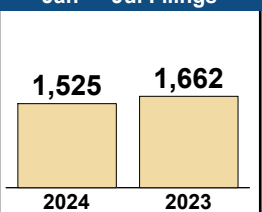
| Case Categories | Jan | Feb | Mar | Apr | May | Jun | Jul | Aug | Sep | Oct | Nov | Dec | Thru Jul | % Change | Total |
|--|-----|-----|-----|-----|-----|-----|-----|-----|-----|-----|-----|-----|----------|----------|-------|
| Administrative Law | 1 | - | 1 | - | - | 1 | - | - | - | - | - | - | 3 | 200% | 3 |
| 2023 | - | - | - | 1 | - | - | - | - | - | 1 | - | - | 1 | ▲ | 2 |
| Capital Murder | - | - | - | - | 1 | - | - | - | - | - | - | - | 1 | 1 | 1 |
| 2023 | - | - | - | - | - | - | - | - | - | - | - | - | 0 | ↔ | 0 |
| Contested Divorce | 6 | 3 | 5 | 2 | 1 | 2 | 2 | - | - | - | - | - | 21 | 75% | 21 |
| 2023 | 1 | 1 | 4 | 1 | - | 3 | 2 | 4 | 1 | 2 | 2 | 1 | 12 | ▲ | 22 |
| Domestic and Family - Level 1 | - | - | - | - | - | 10 | 2 | - | - | - | - | - | 12 | -14% | 12 |
| 2023 | 3 | 5 | - | - | - | 6 | - | 8 | - | 10 | - | - | 14 | ▼ | 32 |
| Domestic and Family - Level 2 | 1 | 1 | 1 | 1 | - | - | 2 | - | - | - | - | - | 6 | -50% | 6 |
| 2023 | 4 | 1 | 2 | 3 | - | 2 | - | - | - | 3 | 1 | 1 | 12 | ▼ | 17 |
| Felonies and Related Matters | 89 | 161 | 123 | 102 | 137 | 108 | 91 | - | - | - | - | - | 811 | 11% | 811 |
| 2023 | 89 | 133 | 88 | 66 | 95 | 56 | 201 | 103 | 80 | 107 | 99 | 66 | 728 | ▲ | 1,183 |
| General Civil - Level 1 | - | - | - | - | - | - | 1 | - | - | - | - | - | 1 | 0% | 1 |
| 2023 | - | - | - | 1 | - | - | - | - | - | - | - | 1 | 1 | ↔ | 2 |
| General Civil - Level 2 | 2 | - | 1 | - | 3 | 2 | 2 | - | - | - | - | - | 10 | -17% | 10 |
| 2023 | 4 | 2 | 2 | 2 | 1 | 1 | - | 1 | - | 2 | 3 | 4 | 12 | ▼ | 22 |
| General Civil - Level 3 | 4 | 7 | 1 | 8 | 4 | 6 | 17 | - | - | - | - | - | 47 | 62% | 47 |
| 2023 | 9 | 4 | 3 | 8 | 2 | - | 3 | 11 | 4 | 19 | 9 | 2 | 29 | ▲ | 74 |
| Miscellaneous Civil | 46 | 48 | 42 | 62 | 22 | 30 | 93 | - | - | - | - | - | 343 | 7% | 343 |
| 2023 | 63 | 52 | 45 | 60 | 37 | 37 | 27 | 33 | 33 | 53 | 43 | 41 | 321 | ▲ | 524 |
| Misdemeanor | 22 | 41 | 51 | 39 | 26 | 27 | 23 | - | - | - | - | - | 229 | 29% | 229 |
| 2023 | 14 | 26 | 25 | 18 | 18 | 29 | 48 | 32 | 23 | 32 | 26 | 19 | 178 | ▲ | 310 |
| Other | 27 | 28 | 25 | 22 | 21 | 16 | 20 | - | - | - | - | - | 159 | -33% | 159 |
| 2023 | 29 | 49 | 37 | 23 | 28 | 42 | 31 | 32 | 32 | 30 | 46 | 18 | 239 | ▼ | 397 |
| Other Criminally Related Matters | - | 1 | - | - | 5 | 5 | - | - | - | - | - | - | 11 | -65% | 11 |
| 2023 | 6 | 1 | 11 | - | 4 | 3 | 6 | 4 | 4 | - | 14 | 1 | 31 | ▼ | 54 |
| Probates/Wills & Trusts - Level 2 | - | 1 | 2 | 1 | 1 | 1 | 7 | - | - | - | - | - | 13 | 160% | 13 |
| 2023 | - | - | 2 | 1 | - | 1 | 1 | - | - | 2 | - | 3 | 5 | ▲ | 10 |
| Protective Orders | 1 | - | - | - | - | 1 | - | - | - | - | - | - | 2 | 100% | 2 |
| 2023 | - | - | - | - | 1 | - | - | - | - | - | - | - | 1 | ▲ | 1 |
| Uncontested Divorce | 6 | 9 | 4 | 3 | 4 | 4 | 5 | - | - | - | - | - | 35 | 6% | 35 |
| 2023 | 3 | 4 | 6 | 5 | 4 | 4 | 7 | 6 | 1 | 11 | 3 | 4 | 33 | ▲ | 58 |

This report reflects data in the case management system. Numbers will update accordingly as reports are refreshed and posted.

CPSS-CCMS-10.01 CASELOAD STATISTICS OF THE CIRCUIT COURTS

January 2023 -- July 2024 Filings

Alexandria and Fairfax Circuit are not Included in State Totals

| Dashboard | Monthly Filings Summary | Jan --- Jul Filings |
|---|--|---|
| <p>Court: Buchanan Circuit Start/End Date: Jan-23 / Jul-24 2023 Average Month: 219 Jan-Jul 2023: 1,662 Filings Trending: ▼</p> | <p>Circuit/Court ID: 29 229027 Type of Case: Filings 2024 Average Month: 218 Jan-Jul 2024 : 1,525 Overall AVG. Month: 218</p> |  <p style="text-align: center;">Jan 23 - Jul 24</p> |
| | |  <p style="text-align: center;">2024: 1,525 2023: 1,662</p> |

| Filings by Division | | | | | | | | | | | | | | | | |
|----------------------------------|------|-----|-----|-----|-----|-----|-----|-----|-----|-----|-----|-----|-----|----------|----------|-------|
| Divisions | | Jan | Feb | Mar | Apr | May | Jun | Jul | Aug | Sep | Oct | Nov | Dec | Thru Jul | % Change | Total |
| Total | 2024 | 254 | 177 | 212 | 276 | 207 | 173 | 226 | - | - | - | - | - | 1,525 | -8% | 1,525 |
| | 2023 | 267 | 208 | 287 | 330 | 207 | 171 | 192 | 163 | 140 | 251 | 238 | 169 | 1,662 | ▼ | 2,623 |
| Civil | 2024 | 11 | 37 | 14 | 8 | 21 | 35 | 6 | - | - | - | - | - | 132 | 9% | 132 |
| | 2023 | 10 | 21 | 20 | 29 | 9 | 13 | 19 | 20 | 14 | 17 | 26 | 16 | 121 | ▲ | 214 |
| Criminal | 2024 | 163 | 75 | 112 | 216 | 116 | 87 | 170 | - | - | - | - | - | 939 | -11% | 939 |
| | 2023 | 196 | 130 | 171 | 255 | 86 | 102 | 114 | 71 | 75 | 177 | 158 | 112 | 1,054 | ▼ | 1,647 |
| Concealed Handgun Permits | 2024 | 57 | 47 | 75 | 42 | 56 | 39 | 40 | - | - | - | - | - | 356 | -13% | 356 |
| | 2023 | 49 | 43 | 81 | 40 | 99 | 45 | 51 | 63 | 42 | 46 | 46 | 35 | 408 | ▼ | 640 |
| Miscellaneous/Other | 2024 | 23 | 18 | 11 | 10 | 14 | 12 | 10 | - | - | - | - | - | 98 | 26% | 98 |
| | 2023 | 12 | 14 | 15 | 6 | 13 | 11 | 7 | 9 | 9 | 11 | 8 | 6 | 78 | ▲ | 121 |
| Others | 2024 | - | - | - | - | - | - | - | - | - | - | - | - | 0 | -100% | 0 |
| | 2023 | - | - | - | - | - | - | 1 | - | - | - | - | - | 1 | ▼ | 1 |

| Filings by Case Category | | | | | | | | | | | | | | | | |
|--|------|-----|-----|-----|-----|-----|-----|-----|-----|-----|-----|-----|-----|----------|----------|-------|
| Case Categories | | Jan | Feb | Mar | Apr | May | Jun | Jul | Aug | Sep | Oct | Nov | Dec | Thru Jul | % Change | Total |
| Administrative Law | 2024 | - | - | - | - | - | - | - | - | - | - | - | - | 0 | -100% | 0 |
| | 2023 | - | - | 1 | - | - | - | - | - | - | - | - | - | 1 | ▼ | 2 |
| Capital Murder | 2024 | - | - | - | - | - | - | - | - | - | - | - | - | 0 | -100% | 0 |
| | 2023 | 2 | - | - | - | - | - | - | - | - | - | - | - | 2 | ▼ | 2 |
| Contested Divorce | 2024 | 1 | 4 | 1 | 1 | 1 | 2 | - | - | - | - | - | - | 10 | -29% | 10 |
| | 2023 | - | 3 | 3 | 1 | 3 | 2 | 2 | 1 | 1 | 2 | - | 2 | 14 | ▼ | 20 |
| Domestic and Family - Level 1 | 2024 | 1 | 13 | 3 | - | 6 | 23 | - | - | - | - | - | - | 46 | 171% | 46 |
| | 2023 | 3 | - | 4 | 4 | - | - | 6 | 10 | 4 | 2 | - | 3 | 17 | ▲ | 36 |
| Domestic and Family - Level 2 | 2024 | 1 | 5 | 1 | 2 | 1 | - | 1 | - | - | - | - | - | 11 | -21% | 11 |
| | 2023 | 2 | 2 | 2 | 2 | 1 | 2 | 3 | 2 | 1 | 1 | 2 | 1 | 14 | ▼ | 21 |
| Felonies and Related Matters | 2024 | 125 | 57 | 75 | 152 | 87 | 68 | 138 | - | - | - | - | - | 702 | -11% | 702 |
| | 2023 | 135 | 103 | 121 | 192 | 68 | 85 | 85 | 48 | 57 | 120 | 142 | 81 | 789 | ▼ | 1,237 |
| General Civil - Level 1 | 2024 | - | 1 | 1 | 1 | - | - | 1 | - | - | - | - | - | 4 | 4 | 4 |
| | 2023 | - | - | - | - | - | - | - | - | - | - | - | - | 0 | ↔ | 0 |
| General Civil - Level 2 | 2024 | 3 | 7 | 2 | 2 | 2 | 2 | 2 | - | - | - | - | - | 20 | -26% | 20 |
| | 2023 | 4 | 6 | 6 | 4 | 1 | 5 | 1 | 1 | 3 | 9 | 3 | 1 | 27 | ▼ | 44 |
| General Civil - Level 3 | 2024 | 6 | 2 | 5 | 4 | 2 | 5 | 3 | - | - | - | - | - | 27 | 80% | 27 |
| | 2023 | 1 | 8 | 1 | - | 2 | 2 | 1 | 2 | 2 | - | 3 | 3 | 15 | ▲ | 25 |
| Miscellaneous Civil | 2024 | 72 | 62 | 80 | 49 | 69 | 51 | 47 | - | - | - | - | - | 430 | -9% | 430 |
| | 2023 | 58 | 53 | 95 | 46 | 111 | 54 | 56 | 72 | 50 | 54 | 52 | 40 | 473 | ▼ | 741 |
| Misdemeanor | 2024 | 38 | 17 | 29 | 60 | 28 | 18 | 32 | - | - | - | - | - | 222 | -3% | 222 |
| | 2023 | 50 | 19 | 38 | 59 | 18 | 17 | 27 | 16 | 13 | 55 | 35 | 31 | 228 | ▼ | 378 |
| Other | 2024 | 1 | - | - | - | 1 | - | - | - | - | - | - | - | 2 | 100% | 2 |
| | 2023 | - | - | - | - | - | - | 1 | 1 | - | 1 | - | - | 1 | ▲ | 3 |
| Other Criminally Related Matters | 2024 | - | 1 | 8 | 4 | 1 | 2 | - | - | - | - | - | - | 16 | -67% | 16 |
| | 2023 | 9 | 8 | 12 | 16 | - | 1 | 2 | 7 | 5 | 2 | - | - | 48 | ▼ | 62 |
| Probates/Wills & Trusts - Level 1 | 2024 | - | 1 | - | - | - | - | - | - | - | - | - | - | 1 | 0% | 1 |
| | 2023 | - | - | - | - | - | 1 | - | - | - | - | - | - | 1 | ↔ | 1 |
| Probates/Wills & Trusts - Level 2 | 2024 | 3 | - | 3 | - | 3 | - | - | - | - | - | - | - | 9 | 80% | 9 |
| | 2023 | - | 2 | 1 | - | 1 | - | 1 | - | - | 1 | - | 3 | 5 | ▲ | 9 |
| Protective Orders | 2024 | - | 2 | 1 | - | - | 2 | - | - | - | - | - | - | 5 | 150% | 5 |
| | 2023 | - | - | - | 1 | - | 1 | - | - | - | - | - | - | 2 | ▲ | 2 |
| Uncontested Divorce | 2024 | 3 | 5 | 3 | 1 | 6 | - | 2 | - | - | - | - | - | 20 | -20% | 20 |
| | 2023 | 3 | 4 | 3 | 5 | 2 | 1 | 7 | 3 | 4 | 4 | 1 | 3 | 25 | ▼ | 40 |

This report reflects data in the case management system. Numbers will update accordingly as reports are refreshed and posted.

| Dashboard | Monthly Filings Summary | Jan --- Jul Filings | | | | |
|---|-------------------------|---|-----|-----|------|------|
| <p>Court: Dickenson Circuit Start/End Date: Jan-23 / Jul-24 2023 Average Month: 112 Jan-Jul 2023: 817 Filings Trending: ▲</p> <p>Circuit/Court ID: 29 229051 Type of Case: Filings 2024 Average Month: 127 Jan-Jul 2024 : 886 Overall AVG. Month: 117</p> | | <table border="1" style="margin: auto;"> <tr> <td style="text-align: center; width: 50px;">886</td> <td style="text-align: center; width: 50px;">817</td> </tr> <tr> <td style="text-align: center;">2024</td> <td style="text-align: center;">2023</td> </tr> </table> | 886 | 817 | 2024 | 2023 |
| 886 | 817 | | | | | |
| 2024 | 2023 | | | | | |

| Filings by Division | | | | | | | | | | | | | | | | |
|----------------------------------|------|-----|-----|-----|-----|-----|-----|-----|-----|-----|-----|-----|-----|----------|----------|-------|
| Divisions | | Jan | Feb | Mar | Apr | May | Jun | Jul | Aug | Sep | Oct | Nov | Dec | Thru Jul | % Change | Total |
| Total | 2024 | 101 | 99 | 163 | 119 | 122 | 187 | 95 | - | - | - | - | - | 886 | 8% | 886 |
| | 2023 | 87 | 84 | 145 | 91 | 71 | 275 | 64 | 132 | 117 | 78 | 73 | 122 | 817 | ▲ | 1,339 |
| Civil | 2024 | 6 | 13 | 10 | 12 | 13 | 33 | 11 | - | - | - | - | - | 98 | -12% | 98 |
| | 2023 | 14 | 19 | 22 | 19 | 16 | 11 | 10 | 22 | 8 | 13 | 4 | 22 | 111 | ▼ | 180 |
| Criminal | 2024 | 44 | 26 | 80 | 50 | 33 | 118 | 41 | - | - | - | - | - | 392 | -4% | 392 |
| | 2023 | 28 | 16 | 58 | 26 | 28 | 224 | 27 | 45 | 63 | 20 | 21 | 30 | 407 | ▼ | 586 |
| Concealed Handgun Permits | 2024 | 38 | 33 | 48 | 42 | 46 | 15 | 27 | - | - | - | - | - | 249 | 13% | 249 |
| | 2023 | 32 | 41 | 48 | 41 | 17 | 24 | 17 | 42 | 30 | 28 | 36 | 26 | 220 | ▲ | 382 |
| Miscellaneous/Other | 2024 | 11 | 26 | 25 | 15 | 30 | 21 | 16 | - | - | - | - | - | 144 | 85% | 144 |
| | 2023 | 13 | 8 | 16 | 5 | 10 | 16 | 10 | 23 | 16 | 17 | 12 | 44 | 78 | ▲ | 190 |
| Others | 2024 | 2 | 1 | - | - | - | - | - | - | - | - | - | - | 3 | 200% | 3 |
| | 2023 | - | - | 1 | - | - | - | - | - | - | - | - | - | 1 | ▲ | 1 |

| Filings by Case Category | | | | | | | | | | | | | | | | |
|--|------|-----|-----|-----|-----|-----|-----|-----|-----|-----|-----|-----|-----|----------|----------|-------|
| Case Categories | | Jan | Feb | Mar | Apr | May | Jun | Jul | Aug | Sep | Oct | Nov | Dec | Thru Jul | % Change | Total |
| Administrative Law | 2024 | - | - | 1 | - | - | - | 1 | - | - | - | - | - | 2 | 2 | 2 |
| | 2023 | - | - | - | - | - | - | - | - | - | - | - | - | 0 | ↔ | 0 |
| Capital Murder | 2024 | - | - | - | - | - | - | - | - | - | - | - | - | 0 | -100% | 0 |
| | 2023 | - | - | 3 | - | - | - | - | - | - | - | - | - | 3 | ▼ | 3 |
| Contested Divorce | 2024 | 1 | 2 | - | 2 | 3 | 2 | 1 | - | - | - | - | - | 11 | 10% | 11 |
| | 2023 | 1 | 1 | 1 | 1 | 2 | 1 | 3 | 4 | 1 | 2 | - | 2 | 10 | ▲ | 19 |
| Domestic and Family - Level 1 | 2024 | - | 1 | - | 1 | 1 | 5 | - | - | - | - | - | - | 8 | 0% | 8 |
| | 2023 | - | 2 | 2 | 2 | 1 | 1 | - | 1 | 2 | - | - | 5 | 8 | ↔ | 16 |
| Domestic and Family - Level 2 | 2024 | - | 1 | 1 | 1 | 1 | - | - | - | - | - | - | - | 4 | -71% | 4 |
| | 2023 | - | 2 | 2 | 7 | 1 | - | 2 | 2 | - | - | 1 | 3 | 14 | ▼ | 20 |
| Felonies and Related Matters | 2024 | 44 | 22 | 76 | 48 | 27 | 113 | 36 | - | - | - | - | - | 366 | 11% | 366 |
| | 2023 | 23 | 15 | 55 | 25 | 25 | 165 | 22 | 32 | 48 | 18 | 15 | 22 | 330 | ▲ | 465 |
| General Civil - Level 2 | 2024 | 2 | 2 | 1 | 2 | 1 | 3 | 2 | - | - | - | - | - | 13 | -7% | 13 |
| | 2023 | 2 | 2 | 4 | 1 | 4 | - | 1 | 1 | 1 | 2 | 1 | 5 | 14 | ▼ | 24 |
| General Civil - Level 3 | 2024 | 2 | 2 | 4 | 1 | 2 | - | 1 | - | - | - | - | - | 12 | -40% | 12 |
| | 2023 | 5 | 4 | 5 | 2 | 3 | 1 | - | 8 | 5 | 1 | 2 | 5 | 20 | ▼ | 41 |
| Miscellaneous Civil | 2024 | 44 | 42 | 54 | 46 | 59 | 23 | 29 | - | - | - | - | - | 297 | 19% | 297 |
| | 2023 | 39 | 42 | 52 | 44 | 21 | 31 | 21 | 48 | 36 | 35 | 43 | 33 | 250 | ▲ | 445 |
| Misdemeanor | 2024 | - | 4 | 4 | 2 | 4 | 20 | 5 | - | - | - | - | - | 39 | -47% | 39 |
| | 2023 | 5 | - | - | 1 | 2 | 63 | 2 | 10 | 15 | 2 | 4 | 7 | 73 | ▼ | 111 |
| Other | 2024 | 6 | 18 | 18 | 10 | 18 | 13 | 14 | - | - | - | - | - | 97 | 111% | 97 |
| | 2023 | 6 | 6 | 11 | 2 | 6 | 8 | 7 | 16 | 9 | 10 | 4 | 34 | 46 | ▲ | 119 |
| Other Criminally Related Matters | 2024 | - | - | - | - | 2 | 2 | - | - | - | - | - | - | 4 | -33% | 4 |
| | 2023 | - | 1 | - | - | 1 | 1 | 3 | 3 | - | - | 2 | 1 | 6 | ▼ | 12 |
| Probates/Wills & Trusts - Level 1 | 2024 | - | - | - | - | - | 2 | - | - | - | - | - | - | 2 | 100% | 2 |
| | 2023 | 1 | - | - | - | - | - | - | - | - | - | - | - | 1 | ▲ | 1 |
| Probates/Wills & Trusts - Level 2 | 2024 | - | - | 1 | - | - | - | 1 | - | - | - | - | - | 2 | -60% | 2 |
| | 2023 | 1 | 3 | - | 1 | - | - | - | 3 | - | 1 | 1 | 1 | 5 | ▼ | 11 |
| Protective Orders | 2024 | - | - | - | - | - | 1 | 1 | - | - | - | - | - | 2 | 2 | 2 |
| | 2023 | - | - | - | - | - | - | - | - | - | - | - | - | 0 | ↔ | 0 |
| Uncontested Divorce | 2024 | 2 | 5 | 3 | 6 | 4 | 3 | 4 | - | - | - | - | - | 27 | -27% | 27 |
| | 2023 | 4 | 6 | 10 | 5 | 5 | 4 | 3 | 4 | - | 7 | - | 4 | 37 | ▼ | 52 |

| Dashboard | | | | Monthly Filings Summary | | | | Jan --- Jul Filings | | | | | | | |
|---|--------------|---|--|---|--|--|--|--|--|--|--|--------------|--------------|------|------|
| Court: Russell Circuit Start/End Date: Jan-23 / Jul-24 2023 Average Month: 217 Jan-Jul 2023: 1,647 Filings Trending: ↔ | | Circuit/Court ID: 29 229167 Type of Case: Filings 2024 Average Month: 241 Jan-Jul 2024 : 1,684 Overall AVG. Month: 226 | | <p style="text-align: center; font-weight: bold; font-size: 1.2em;">Jan 23 - Jul 24</p> | | | | <table style="margin: auto;"> <tr> <td style="text-align: center; width: 50px;">1,684</td> <td style="text-align: center; width: 50px;">1,647</td> </tr> <tr> <td style="text-align: center; width: 50px;">2024</td> <td style="text-align: center; width: 50px;">2023</td> </tr> </table> | | | | 1,684 | 1,647 | 2024 | 2023 |
| 1,684 | 1,647 | | | | | | | | | | | | | | |
| 2024 | 2023 | | | | | | | | | | | | | | |

| Filings by Division | | | | | | | | | | | | | | | | |
|----------------------------------|------|-----|-----|-----|-----|-----|-----|-----|-----|-----|-----|-----|-----|----------|----------|-------|
| Divisions | | Jan | Feb | Mar | Apr | May | Jun | Jul | Aug | Sep | Oct | Nov | Dec | Thru Jul | % Change | Total |
| Total | 2024 | 217 | 285 | 248 | 291 | 249 | 195 | 199 | - | - | - | - | - | 1,684 | 2% | 1,684 |
| | 2023 | 238 | 225 | 284 | 176 | 264 | 257 | 203 | 244 | 176 | 232 | 154 | 154 | 1,647 | ▲ | 2,607 |
| Civil | 2024 | 15 | 26 | 18 | 34 | 16 | 25 | 20 | - | - | - | - | - | 154 | -21% | 154 |
| | 2023 | 27 | 28 | 41 | 17 | 24 | 39 | 20 | 29 | 22 | 26 | 23 | 27 | 196 | ▼ | 323 |
| Criminal | 2024 | 100 | 140 | 93 | 106 | 82 | 57 | 70 | - | - | - | - | - | 648 | -6% | 648 |
| | 2023 | 102 | 76 | 108 | 54 | 124 | 119 | 110 | 127 | 75 | 121 | 71 | 50 | 693 | ▼ | 1,137 |
| Concealed Handgun Permits | 2024 | 71 | 94 | 107 | 102 | 100 | 77 | 78 | - | - | - | - | - | 629 | 23% | 629 |
| | 2023 | 71 | 82 | 94 | 83 | 67 | 65 | 48 | 47 | 47 | 53 | 46 | 49 | 510 | ▲ | 752 |
| Miscellaneous/ Other | 2024 | 31 | 25 | 30 | 49 | 51 | 36 | 31 | - | - | - | - | - | 253 | 2% | 253 |
| | 2023 | 38 | 39 | 41 | 22 | 49 | 34 | 25 | 41 | 32 | 32 | 14 | 28 | 248 | ▲ | 395 |

| Filings by Case Category | | | | | | | | | | | | | | | | |
|--|------|-----|-----|-----|-----|-----|-----|-----|-----|-----|-----|-----|-----|----------|----------|-------|
| Case Categories | | Jan | Feb | Mar | Apr | May | Jun | Jul | Aug | Sep | Oct | Nov | Dec | Thru Jul | % Change | Total |
| Contested Divorce | 2024 | - | 6 | 3 | 8 | 2 | 2 | 5 | - | - | - | - | - | 26 | 37% | 26 |
| | 2023 | 2 | 2 | 4 | 4 | 2 | 4 | 1 | 1 | 1 | 7 | 4 | 6 | 19 | ▲ | 38 |
| Domestic and Family - Level 1 | 2024 | 7 | 3 | - | 4 | - | 3 | 2 | - | - | - | - | - | 19 | -32% | 19 |
| | 2023 | 1 | 5 | 2 | 1 | 4 | 9 | 6 | 4 | 3 | - | 2 | 2 | 28 | ▼ | 39 |
| Domestic and Family - Level 2 | 2024 | 1 | 1 | 2 | - | 3 | 3 | - | - | - | - | - | - | 10 | -64% | 10 |
| | 2023 | 2 | 2 | 17 | 3 | 3 | 1 | - | - | 2 | 1 | 2 | - | 28 | ▼ | 33 |
| Felonies and Related Matters | 2024 | 67 | 118 | 85 | 75 | 60 | 48 | 52 | - | - | - | - | - | 505 | 0% | 505 |
| | 2023 | 68 | 63 | 84 | 41 | 94 | 82 | 75 | 99 | 47 | 80 | 56 | 32 | 507 | ▼ | 821 |
| General Civil - Level 1 | 2024 | - | - | - | - | - | 2 | - | - | - | - | - | - | 2 | 0% | 2 |
| | 2023 | 1 | - | 1 | - | - | - | - | - | 1 | - | - | - | 2 | ↔ | 3 |
| General Civil - Level 2 | 2024 | 1 | 4 | 3 | 6 | 2 | 3 | 4 | - | - | - | - | - | 23 | 35% | 23 |
| | 2023 | 3 | 3 | 4 | 2 | 3 | 1 | 1 | 2 | 3 | 1 | 1 | 4 | 17 | ▲ | 28 |
| General Civil - Level 3 | 2024 | 3 | 4 | 2 | 5 | 3 | 6 | 3 | - | - | - | - | - | 26 | -47% | 26 |
| | 2023 | 6 | 10 | 6 | 5 | 7 | 10 | 5 | 6 | 7 | 8 | 4 | 10 | 49 | ▼ | 84 |
| Miscellaneous Civil | 2024 | 79 | 101 | 118 | 116 | 114 | 85 | 84 | - | - | - | - | - | 697 | 22% | 697 |
| | 2023 | 77 | 94 | 105 | 91 | 78 | 72 | 52 | 60 | 54 | 64 | 50 | 56 | 569 | ▲ | 853 |
| Misdemeanor | 2024 | 31 | 18 | 4 | 30 | 20 | 9 | 14 | - | - | - | - | - | 126 | -26% | 126 |
| | 2023 | 32 | 11 | 24 | 13 | 22 | 35 | 33 | 29 | 26 | 35 | 14 | 15 | 170 | ▼ | 289 |
| Other | 2024 | 22 | 18 | 20 | 35 | 37 | 27 | 23 | - | - | - | - | - | 182 | 2% | 182 |
| | 2023 | 30 | 25 | 28 | 14 | 35 | 26 | 20 | 28 | 25 | 19 | 11 | 20 | 178 | ▲ | 281 |
| Other Criminally Related Matters | 2024 | 2 | 4 | 5 | 1 | 2 | - | 4 | - | - | - | - | - | 18 | 13% | 18 |
| | 2023 | 2 | 2 | - | - | 8 | 2 | 2 | - | 2 | 6 | 1 | 3 | 16 | ▲ | 28 |
| Probates/Wills & Trusts - Level 1 | 2024 | - | - | - | - | - | - | - | - | - | - | - | - | 0 | 0 | 0 |
| | 2023 | - | - | - | - | - | - | - | 1 | 2 | - | - | - | 0 | ↔ | 3 |
| Probates/Wills & Trusts - Level 2 | 2024 | 2 | 1 | - | 4 | - | 2 | 1 | - | - | - | - | - | 10 | -17% | 10 |
| | 2023 | 1 | - | 1 | 1 | 1 | 5 | 3 | 1 | 2 | 1 | 1 | - | 12 | ▼ | 17 |
| Uncontested Divorce | 2024 | 2 | 7 | 6 | 7 | 6 | 5 | 7 | - | - | - | - | - | 40 | -23% | 40 |
| | 2023 | 13 | 8 | 8 | 1 | 7 | 10 | 5 | 13 | 1 | 10 | 8 | 6 | 52 | ▼ | 90 |

| Dashboard | | Monthly Filings Summary | | Jan --- Jul Filings | |
|---|--|---|--|---|--|
| <p>Court: Tazewell Circuit Start/End Date: Jan-23 / Jul-24 2023 Average Month: 497 Jan-Jul 2023: 3,749 Filings Trending: ▼</p> | <p>Circuit/Court ID: 29 229185 Type of Case: Filings 2024 Average Month: 507 Jan-Jul 2024 : 3,550 Overall AVG. Month: 500</p> | <p style="text-align: center; font-weight: bold; color: white;">Jan 23 - Jul 24</p> | | <div style="display: flex; justify-content: space-around; align-items: center;"> <div style="text-align: center;"> <p style="font-size: 24px; font-weight: bold; color: #004a87;">3,550</p> <p style="font-size: 12px; font-weight: bold; color: #004a87;">2024</p> </div> <div style="text-align: center;"> <p style="font-size: 24px; font-weight: bold; color: #004a87;">3,749</p> <p style="font-size: 12px; font-weight: bold; color: #004a87;">2023</p> </div> </div> | |

| Filings by Division | | | | | | | | | | | | | | | | |
|----------------------------------|------|-----|-----|-----|-----|-----|-----|-----|-----|-----|-----|-----|-----|----------|----------|-------|
| Divisions | | Jan | Feb | Mar | Apr | May | Jun | Jul | Aug | Sep | Oct | Nov | Dec | Thru Jul | % Change | Total |
| Total | 2024 | 428 | 483 | 658 | 422 | 565 | 476 | 518 | - | - | - | - | - | 3,550 | -5% | 3,550 |
| | 2023 | 458 | 488 | 766 | 357 | 485 | 416 | 779 | 566 | 424 | 400 | 435 | 385 | 3,749 | ▼ | 5,959 |
| Civil | 2024 | 28 | 46 | 48 | 47 | 35 | 33 | 35 | - | - | - | - | - | 272 | -11% | 272 |
| | 2023 | 35 | 40 | 49 | 39 | 54 | 40 | 49 | 57 | 38 | 31 | 32 | 25 | 306 | ▼ | 489 |
| Criminal | 2024 | 248 | 238 | 390 | 155 | 339 | 309 | 293 | - | - | - | - | - | 1,972 | -11% | 1,972 |
| | 2023 | 269 | 215 | 465 | 160 | 294 | 226 | 582 | 366 | 270 | 232 | 266 | 228 | 2,211 | ▼ | 3,573 |
| Concealed Handgun Permits | 2024 | 94 | 146 | 168 | 147 | 131 | 84 | 131 | - | - | - | - | - | 901 | 2% | 901 |
| | 2023 | 99 | 178 | 210 | 113 | 101 | 96 | 88 | 95 | 73 | 97 | 96 | 88 | 885 | ▲ | 1,334 |
| Miscellaneous/ Other | 2024 | 58 | 52 | 51 | 73 | 58 | 50 | 57 | - | - | - | - | - | 399 | 15% | 399 |
| | 2023 | 55 | 54 | 42 | 45 | 36 | 54 | 60 | 47 | 43 | 40 | 41 | 44 | 346 | ▲ | 561 |
| Others | 2024 | - | 1 | 1 | - | 2 | - | 2 | - | - | - | - | - | 6 | 500% | 6 |
| | 2023 | - | 1 | - | - | - | - | - | 1 | - | - | - | - | 1 | ▲ | 2 |

| Filings by Case Category | | | | | | | | | | | | | | | | |
|--|------|-----|-----|-----|-----|-----|-----|-----|-----|-----|-----|-----|-----|----------|----------|-------|
| Case Categories | | Jan | Feb | Mar | Apr | May | Jun | Jul | Aug | Sep | Oct | Nov | Dec | Thru Jul | % Change | Total |
| Administrative Law | 2024 | - | - | - | - | - | - | 1 | - | - | - | - | - | 1 | 1 | 1 |
| | 2023 | - | - | - | - | - | - | - | - | - | 1 | - | - | 0 | ↔ | 1 |
| Capital Murder | 2024 | - | - | - | - | - | - | - | - | - | - | - | - | 0 | -100% | 0 |
| | 2023 | - | - | - | - | - | - | 1 | 1 | 1 | - | - | - | 1 | ▼ | 3 |
| Contested Divorce | 2024 | 2 | 3 | 5 | 3 | 7 | 3 | 8 | - | - | - | - | - | 31 | -23% | 31 |
| | 2023 | 7 | 6 | 9 | 7 | 3 | 3 | 5 | 7 | 4 | 8 | 3 | 7 | 40 | ▼ | 69 |
| Domestic and Family - Level 1 | 2024 | - | 12 | 20 | 8 | - | 1 | 2 | - | - | - | - | - | 43 | -26% | 43 |
| | 2023 | 10 | 6 | 5 | 9 | 15 | 7 | 6 | 19 | 9 | - | 1 | 3 | 58 | ▼ | 90 |
| Domestic and Family - Level 2 | 2024 | 2 | 5 | 4 | 2 | 3 | 2 | 3 | - | - | - | - | - | 21 | -9% | 21 |
| | 2023 | - | 2 | 5 | 1 | 5 | 6 | 4 | 2 | - | 2 | 3 | 2 | 23 | ▼ | 32 |
| Felonies and Related Matters | 2024 | 175 | 179 | 268 | 118 | 243 | 262 | 210 | - | - | - | - | - | 1,455 | -13% | 1,455 |
| | 2023 | 188 | 169 | 300 | 123 | 232 | 176 | 481 | 295 | 134 | 181 | 169 | 160 | 1,669 | ▼ | 2,608 |
| General Civil - Level 1 | 2024 | - | - | - | - | - | 1 | - | - | - | - | - | - | 1 | -75% | 1 |
| | 2023 | 1 | - | - | 1 | 1 | - | 1 | - | - | - | 2 | 1 | 4 | ▼ | 7 |
| General Civil - Level 2 | 2024 | 4 | 8 | 4 | 9 | 5 | 5 | 3 | - | - | - | - | - | 38 | 3% | 38 |
| | 2023 | 3 | 4 | 9 | 2 | 9 | 6 | 4 | 6 | 10 | 3 | 6 | 5 | 37 | ▲ | 67 |
| General Civil - Level 3 | 2024 | 3 | 7 | 2 | 8 | 4 | 5 | 4 | - | - | - | - | - | 33 | 65% | 33 |
| | 2023 | 6 | 4 | 3 | 2 | 2 | 1 | 2 | 4 | 3 | 2 | 5 | 1 | 20 | ▲ | 35 |
| Miscellaneous Civil | 2024 | 108 | 167 | 186 | 164 | 165 | 99 | 146 | - | - | - | - | - | 1,035 | 4% | 1,035 |
| | 2023 | 113 | 204 | 230 | 128 | 112 | 114 | 99 | 106 | 93 | 112 | 113 | 98 | 1,000 | ▲ | 1,522 |
| Misdemeanor | 2024 | 71 | 55 | 120 | 36 | 95 | 43 | 83 | - | - | - | - | - | 503 | -6% | 503 |
| | 2023 | 79 | 42 | 159 | 40 | 63 | 46 | 105 | 69 | 135 | 51 | 91 | 63 | 534 | ▼ | 943 |
| Other | 2024 | 45 | 33 | 31 | 56 | 29 | 33 | 45 | - | - | - | - | - | 272 | 15% | 272 |
| | 2023 | 40 | 28 | 20 | 32 | 28 | 37 | 52 | 37 | 23 | 25 | 25 | 37 | 237 | ▲ | 384 |
| Other Criminally Related Matters | 2024 | 3 | 4 | 6 | 1 | 2 | 5 | 3 | - | - | - | - | - | 24 | 9% | 24 |
| | 2023 | 2 | 4 | 7 | - | 1 | 4 | 4 | 3 | 3 | 1 | 6 | 5 | 22 | ▲ | 40 |
| Probates/Wills & Trusts - Level 1 | 2024 | - | - | - | - | - | 1 | - | - | - | - | - | - | 1 | -75% | 1 |
| | 2023 | - | - | 1 | - | - | 3 | - | - | - | - | 1 | - | 4 | ▼ | 5 |
| Probates/Wills & Trusts - Level 2 | 2024 | 4 | 2 | 4 | 6 | 2 | 3 | 3 | - | - | - | - | - | 24 | 41% | 24 |
| | 2023 | 3 | 6 | 1 | - | 2 | 2 | 3 | 5 | 1 | 2 | 4 | - | 17 | ▲ | 29 |
| Uncontested Divorce | 2024 | 11 | 8 | 8 | 11 | 10 | 13 | 7 | - | - | - | - | - | 68 | -18% | 68 |
| | 2023 | 6 | 13 | 17 | 12 | 12 | 11 | 12 | 12 | 8 | 10 | 8 | 3 | 83 | ▼ | 124 |

| Dashboard | | Monthly Filings Summary | | Jan --- Jul Filings | |
|--|--|---|--|--|--|
| <p>Court: Lee Circuit Start/End Date: Jan-23 / Jul-24 2023 Average Month: 219 Jan-Jul 2023: 1,536 Filings Trending: ▼</p> | <p>Circuit/Court ID: 30 230105 Type of Case: Filings 2024 Average Month: 191 Jan-Jul 2024 : 1,339 Overall AVG. Month: 209</p> | <p style="text-align: center; font-weight: bold; font-size: 1.2em;">Jan 23 - Jul 24</p> | | <p style="text-align: center; font-weight: bold; font-size: 1.2em;">1,339 1,536</p> <p style="text-align: center;">2024 2023</p> | |

| Filings by Division | | | | | | | | | | | | | | | | |
|----------------------------------|------|-----|-----|-----|-----|-----|-----|-----|-----|-----|-----|-----|-----|----------|----------|-------|
| Divisions | | Jan | Feb | Mar | Apr | May | Jun | Jul | Aug | Sep | Oct | Nov | Dec | Thru Jul | % Change | Total |
| Total | 2024 | 103 | 259 | 220 | 208 | 166 | 215 | 168 | - | - | - | - | - | 1,339 | -13% | 1,339 |
| | 2023 | 285 | 186 | 312 | 173 | 160 | 223 | 197 | 267 | 255 | 212 | 184 | 177 | 1,536 | ▼ | 2,631 |
| Civil | 2024 | 14 | 23 | 22 | 25 | 24 | 24 | 20 | - | - | - | - | - | 152 | -14% | 152 |
| | 2023 | 23 | 19 | 28 | 23 | 40 | 20 | 23 | 30 | 24 | 27 | 18 | 18 | 176 | ▼ | 293 |
| Criminal | 2024 | 42 | 143 | 135 | 129 | 75 | 144 | 97 | - | - | - | - | - | 765 | -14% | 765 |
| | 2023 | 192 | 94 | 196 | 95 | 68 | 131 | 111 | 174 | 187 | 125 | 106 | 129 | 887 | ▼ | 1,608 |
| Concealed Handgun Permits | 2024 | 34 | 72 | 44 | 34 | 50 | 37 | 39 | - | - | - | - | - | 310 | -13% | 310 |
| | 2023 | 51 | 59 | 75 | 42 | 39 | 51 | 40 | 44 | 36 | 47 | 40 | 27 | 357 | ▼ | 551 |
| Miscellaneous/ Other | 2024 | 13 | 21 | 19 | 20 | 17 | 10 | 12 | - | - | - | - | - | 112 | -1% | 112 |
| | 2023 | 18 | 14 | 13 | 13 | 13 | 19 | 23 | 19 | 8 | 13 | 20 | 3 | 113 | ▼ | 176 |
| Others | 2024 | - | - | - | - | - | - | - | - | - | - | - | - | 0 | -100% | 0 |
| | 2023 | 1 | - | - | - | - | 2 | - | - | - | - | - | - | 3 | ▼ | 3 |

| Filings by Case Category | | | | | | | | | | | | | | | | |
|--|------|-----|-----|-----|-----|-----|-----|-----|-----|-----|-----|-----|-----|----------|----------|-------|
| Case Categories | | Jan | Feb | Mar | Apr | May | Jun | Jul | Aug | Sep | Oct | Nov | Dec | Thru Jul | % Change | Total |
| Administrative Law | 2024 | - | - | - | 1 | 1 | - | - | - | - | - | - | - | 2 | 2 | 2 |
| | 2023 | - | - | - | - | - | - | - | - | - | - | - | - | 0 | ↔ | 0 |
| Contested Divorce | 2024 | - | 3 | 2 | 3 | 2 | 3 | 1 | - | - | - | - | - | 14 | -48% | 14 |
| | 2023 | 2 | 4 | 6 | 4 | 4 | 2 | 5 | 5 | 1 | 3 | 4 | - | 27 | ▼ | 40 |
| Domestic and Family - Level 1 | 2024 | 2 | 4 | 1 | - | 1 | 2 | 1 | - | - | - | - | - | 11 | -77% | 11 |
| | 2023 | 3 | 3 | 5 | 9 | 21 | 7 | - | 5 | 6 | 8 | - | 7 | 48 | ▼ | 74 |
| Domestic and Family - Level 2 | 2024 | - | 3 | 2 | 7 | 6 | 4 | 3 | - | - | - | - | - | 25 | 56% | 25 |
| | 2023 | 1 | 5 | - | 1 | 1 | 3 | 5 | 2 | - | 1 | 3 | 4 | 16 | ▲ | 26 |
| Felonies and Related Matters | 2024 | 26 | 117 | 116 | 99 | 54 | 132 | 85 | - | - | - | - | - | 629 | -8% | 629 |
| | 2023 | 163 | 75 | 137 | 74 | 47 | 108 | 83 | 148 | 142 | 107 | 87 | 98 | 687 | ▼ | 1,269 |
| General Civil - Level 1 | 2024 | - | - | - | - | - | 1 | 1 | - | - | - | - | - | 2 | 2 | 2 |
| | 2023 | - | - | - | - | - | - | - | - | - | - | 1 | - | 0 | ↔ | 1 |
| General Civil - Level 2 | 2024 | 9 | 2 | 2 | 2 | 6 | 1 | 6 | - | - | - | - | - | 28 | 75% | 28 |
| | 2023 | 3 | 1 | 2 | 4 | 1 | 3 | 2 | - | 3 | 4 | 2 | - | 16 | ▲ | 25 |
| General Civil - Level 3 | 2024 | - | 1 | 5 | 1 | 3 | - | 1 | - | - | - | - | - | 11 | 10% | 11 |
| | 2023 | 5 | 2 | - | - | - | 2 | 1 | 4 | 1 | 1 | 2 | 1 | 10 | ▲ | 19 |
| Miscellaneous Civil | 2024 | 44 | 90 | 55 | 53 | 65 | 48 | 49 | - | - | - | - | - | 404 | -9% | 404 |
| | 2023 | 65 | 70 | 93 | 53 | 46 | 60 | 59 | 59 | 48 | 59 | 50 | 31 | 446 | ▼ | 693 |
| Misdemeanor | 2024 | 12 | 25 | 17 | 29 | 20 | 8 | 11 | - | - | - | - | - | 122 | -31% | 122 |
| | 2023 | 28 | 16 | 51 | 19 | 18 | 19 | 26 | 25 | 39 | 16 | 17 | 28 | 177 | ▼ | 302 |
| Other | 2024 | 4 | 6 | 9 | 4 | 2 | 2 | 3 | - | - | - | - | - | 30 | -39% | 30 |
| | 2023 | 9 | 4 | 3 | 5 | 8 | 11 | 9 | 6 | 1 | 4 | 10 | 2 | 49 | ▼ | 72 |
| Other Criminally Related Matters | 2024 | 4 | 1 | 3 | 1 | 1 | 4 | 1 | - | - | - | - | - | 15 | -38% | 15 |
| | 2023 | 1 | 3 | 8 | 2 | 4 | 4 | 2 | 1 | 6 | 2 | 2 | 3 | 24 | ▼ | 38 |
| Probates/Wills & Trusts - Level 1 | 2024 | - | - | - | - | - | - | - | - | - | - | - | - | 0 | -100% | 0 |
| | 2023 | - | - | - | - | - | 1 | 1 | - | - | - | - | - | 2 | ▼ | 2 |
| Probates/Wills & Trusts - Level 2 | 2024 | - | 3 | 2 | 2 | 2 | 4 | 1 | - | - | - | - | - | 14 | 180% | 14 |
| | 2023 | 1 | 1 | - | 1 | 1 | - | 1 | 4 | 1 | 3 | 3 | 2 | 5 | ▲ | 18 |
| Protective Orders | 2024 | - | - | - | - | - | - | - | - | - | - | - | - | 0 | 0 | 0 |
| | 2023 | - | - | - | - | - | - | - | 3 | - | - | - | - | 0 | ↔ | 3 |
| Uncontested Divorce | 2024 | 2 | 4 | 6 | 6 | 3 | 6 | 5 | - | - | - | - | - | 32 | 10% | 32 |
| | 2023 | 4 | 2 | 7 | 1 | 9 | 3 | 3 | 5 | 7 | 3 | 4 | 1 | 29 | ▲ | 49 |

This report reflects data in the case management system. Numbers will update accordingly as reports are refreshed and posted.

CPSS-CCMS-10.01 CASELOAD STATISTICS OF THE CIRCUIT COURTS

Scott

January 2023 -- July 2024 Filings

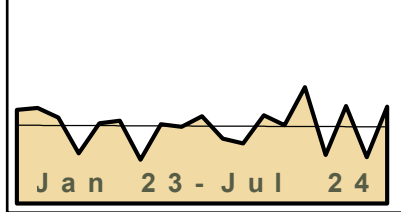
Alexandria and Fairfax Circuit are not Included in State Totals

Dashboard

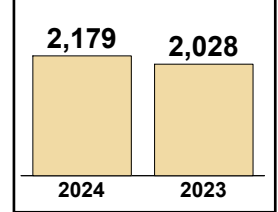
Court: Scott Circuit
Start/End Date: Jan-23 / Jul-24
2023 Average Month: 286
Jan-Jul 2023: 2,028
Filings Trending: ▲

Circuit/Court ID: 30 230169
Type of Case: Filings
2024 Average Month: 311
Jan-Jul 2024 : 2,179
Overall AVG. Month: 295

Monthly Filings Summary



Jan --- Jul Filings



Filings by Division

| Divisions | Jan | Feb | Mar | Apr | May | Jun | Jul | Aug | Sep | Oct | Nov | Dec | Thru Jul | % Change | Total |
|----------------------------------|-----|-----|-----|-----|-----|-----|-----|-----|-----|-----|-----|-----|----------|----------|-------|
| Total | 336 | 298 | 443 | 185 | 371 | 177 | 369 | - | - | - | - | - | 2,179 | 7% | 2,179 |
| 2023 | 357 | 364 | 328 | 191 | 306 | 315 | 167 | 302 | 292 | 332 | 247 | 229 | 2,028 | ▲ | 3,430 |
| Civil | 15 | 18 | 16 | 12 | 22 | 13 | 19 | - | - | - | - | - | 115 | -18% | 115 |
| 2023 | 18 | 17 | 23 | 14 | 21 | 27 | 20 | 31 | 16 | 22 | 16 | 13 | 140 | ▼ | 238 |
| Criminal | 234 | 211 | 303 | 94 | 271 | 104 | 277 | - | - | - | - | - | 1,494 | 11% | 1,494 |
| 2023 | 248 | 240 | 211 | 111 | 224 | 225 | 85 | 198 | 210 | 225 | 180 | 164 | 1,344 | ▲ | 2,321 |
| Concealed Handgun Permits | 66 | 59 | 111 | 64 | 65 | 51 | 51 | - | - | - | - | - | 467 | -3% | 467 |
| 2023 | 83 | 103 | 87 | 60 | 49 | 50 | 51 | 53 | 51 | 64 | 42 | 45 | 483 | ▼ | 738 |
| Miscellaneous/Other | 19 | 9 | 13 | 15 | 12 | 9 | 22 | - | - | - | - | - | 99 | 68% | 99 |
| 2023 | 8 | 4 | 7 | 6 | 10 | 13 | 11 | 17 | 15 | 20 | 8 | 6 | 59 | ▲ | 125 |
| Others | 2 | 1 | - | - | 1 | - | - | - | - | - | - | - | 4 | 100% | 4 |
| 2023 | - | - | - | - | 2 | - | - | 3 | - | 1 | 1 | 1 | 2 | ▲ | 8 |

Filings by Case Category

| Case Categories | Jan | Feb | Mar | Apr | May | Jun | Jul | Aug | Sep | Oct | Nov | Dec | Thru Jul | % Change | Total |
|--|-----|-----|-----|-----|-----|-----|-----|-----|-----|-----|-----|-----|----------|----------|-------|
| Capital Murder | - | 1 | - | - | - | - | - | - | - | - | - | - | 1 | -50% | 1 |
| 2023 | - | - | 2 | - | - | - | - | - | - | - | - | - | 2 | ▼ | 2 |
| Contested Divorce | 2 | 4 | 3 | 2 | 2 | 1 | 4 | - | - | - | - | - | 18 | -10% | 18 |
| 2023 | 3 | 2 | 5 | 2 | 2 | 4 | 2 | 6 | 2 | 2 | 1 | 1 | 20 | ▼ | 32 |
| Domestic and Family - Level 1 | 2 | 5 | 3 | - | 2 | - | - | - | - | - | - | - | 12 | 100% | 12 |
| 2023 | - | - | 1 | 2 | 2 | 1 | - | 1 | - | - | 1 | 2 | 6 | ▲ | 10 |
| Domestic and Family - Level 2 | - | 2 | 2 | 2 | 1 | - | 1 | - | - | - | - | - | 8 | -47% | 8 |
| 2023 | 4 | - | 3 | - | 2 | 3 | 3 | 1 | - | 3 | - | 1 | 15 | ▼ | 20 |
| Felonies and Related Matters | 175 | 150 | 239 | 62 | 199 | 85 | 193 | - | - | - | - | - | 1,103 | 12% | 1,103 |
| 2023 | 192 | 184 | 144 | 79 | 165 | 159 | 62 | 137 | 183 | 151 | 130 | 146 | 985 | ▲ | 1,732 |
| General Civil - Level 1 | - | - | - | - | - | - | - | - | - | - | - | - | 0 | -100% | 0 |
| 2023 | - | - | 1 | - | 1 | - | - | 1 | - | - | - | - | 2 | ▼ | 3 |
| General Civil - Level 2 | 4 | 3 | 3 | 3 | 5 | 5 | 5 | - | - | - | - | - | 28 | 27% | 28 |
| 2023 | 1 | 3 | 1 | 2 | 2 | 7 | 6 | 3 | 4 | 7 | 5 | 3 | 22 | ▲ | 44 |
| General Civil - Level 3 | - | - | 1 | 4 | 1 | 6 | 5 | - | - | - | - | - | 17 | -41% | 17 |
| 2023 | 4 | 5 | 5 | 4 | 1 | 5 | 5 | 8 | 3 | 1 | 2 | 2 | 29 | ▼ | 45 |
| Miscellaneous Civil | 84 | 65 | 121 | 74 | 74 | 57 | 70 | - | - | - | - | - | 545 | 3% | 545 |
| 2023 | 90 | 107 | 92 | 65 | 58 | 58 | 59 | 71 | 63 | 82 | 48 | 50 | 529 | ▲ | 843 |
| Misdemeanor | 58 | 58 | 63 | 26 | 68 | 15 | 73 | - | - | - | - | - | 361 | 6% | 361 |
| 2023 | 53 | 53 | 58 | 30 | 55 | 65 | 25 | 55 | 23 | 69 | 49 | 15 | 339 | ▲ | 550 |
| Other | 2 | 2 | 1 | 3 | 3 | - | - | - | - | - | - | - | 11 | 22% | 11 |
| 2023 | - | - | - | 1 | 4 | 2 | 2 | 4 | 1 | 3 | 2 | 3 | 9 | ▲ | 22 |
| Other Criminally Related Matters | 1 | 2 | 1 | 6 | 4 | 4 | 11 | - | - | - | - | - | 29 | 26% | 29 |
| 2023 | 4 | 3 | 7 | 2 | 4 | 3 | - | 6 | 4 | 5 | 2 | 3 | 23 | ▲ | 43 |
| Probates/Wills & Trusts - Level 1 | - | - | - | - | - | - | - | - | - | - | - | - | 0 | 0 | 0 |
| 2023 | - | - | - | - | - | - | - | - | 1 | - | - | - | 0 | ↔ | 1 |
| Probates/Wills & Trusts - Level 2 | 1 | 3 | - | 2 | 7 | 1 | 2 | - | - | - | - | - | 16 | 433% | 16 |
| 2023 | - | - | 1 | - | - | 2 | - | 1 | 6 | 1 | 1 | - | 3 | ▲ | 12 |
| Protective Orders | - | - | - | - | - | - | - | - | - | - | - | - | 0 | 0 | 0 |
| 2023 | - | - | - | - | - | - | - | - | - | - | - | 1 | 0 | ↔ | 1 |
| Uncontested Divorce | 7 | 3 | 6 | 1 | 5 | 3 | 5 | - | - | - | - | - | 30 | -32% | 30 |
| 2023 | 6 | 7 | 8 | 4 | 10 | 6 | 3 | 8 | 2 | 8 | 6 | 2 | 44 | ▼ | 70 |

This report reflects data in the case management system. Numbers will update accordingly as reports are refreshed and posted.

| Dashboard | Monthly Filings Summary | Jan --- Jul Filings | | | | |
|--|-------------------------|---|--------------|--------------|------|------|
| <p>Court: Wise Circuit Start/End Date: Jan-23 / Jul-24 2023 Average Month: 316 Jan-Jul 2023: 2,255 Filings Trending: ↔</p> <p>Circuit/Court ID: 30 230195 Type of Case: Filings 2024 Average Month: 325 Jan-Jul 2024 : 2,277 Overall AVG. Month: 320</p> | <p>Jan 23 - Jul 24</p> | <table border="1" style="margin: auto;"> <tr> <td style="text-align: center; width: 50px;">2,277</td> <td style="text-align: center; width: 50px;">2,255</td> </tr> <tr> <td style="text-align: center; width: 50px;">2024</td> <td style="text-align: center; width: 50px;">2023</td> </tr> </table> | 2,277 | 2,255 | 2024 | 2023 |
| 2,277 | 2,255 | | | | | |
| 2024 | 2023 | | | | | |

| Filings by Division | | | | | | | | | | | | | | | | |
|----------------------------------|------|-----|-----|-----|-----|-----|-----|-----|-----|-----|-----|-----|-----|----------|----------|-------|
| Divisions | | Jan | Feb | Mar | Apr | May | Jun | Jul | Aug | Sep | Oct | Nov | Dec | Thru Jul | % Change | Total |
| Total | 2024 | 279 | 386 | 368 | 451 | 282 | 235 | 276 | - | - | - | - | - | 2,277 | 1% | 2,277 |
| | 2023 | 312 | 322 | 471 | 279 | 322 | 294 | 255 | 471 | 264 | 319 | 273 | 213 | 2,255 | ▲ | 3,795 |
| Civil | 2024 | 21 | 51 | 25 | 79 | 45 | 35 | 34 | - | - | - | - | - | 290 | 36% | 290 |
| | 2023 | 32 | 40 | 44 | 26 | 27 | 24 | 21 | 41 | 28 | 39 | 24 | 32 | 214 | ▲ | 378 |
| Criminal | 2024 | 160 | 220 | 208 | 235 | 133 | 89 | 153 | - | - | - | - | - | 1,198 | 6% | 1,198 |
| | 2023 | 158 | 125 | 265 | 136 | 154 | 140 | 147 | 322 | 160 | 168 | 181 | 110 | 1,125 | ▲ | 2,066 |
| Concealed Handgun Permits | 2024 | 72 | 90 | 104 | 95 | 70 | 77 | 66 | - | - | - | - | - | 574 | -22% | 574 |
| | 2023 | 104 | 134 | 131 | 83 | 115 | 96 | 71 | 77 | 56 | 84 | 46 | 56 | 734 | ▼ | 1,053 |
| Miscellaneous/ Other | 2024 | 26 | 25 | 31 | 42 | 34 | 34 | 23 | - | - | - | - | - | 215 | 18% | 215 |
| | 2023 | 18 | 23 | 31 | 34 | 26 | 34 | 16 | 31 | 20 | 28 | 22 | 15 | 182 | ▲ | 298 |

| Filings by Case Category | | | | | | | | | | | | | | | | |
|--|------|-----|-----|-----|-----|-----|-----|-----|-----|-----|-----|-----|-----|----------|----------|-------|
| Case Categories | | Jan | Feb | Mar | Apr | May | Jun | Jul | Aug | Sep | Oct | Nov | Dec | Thru Jul | % Change | Total |
| Administrative Law | 2024 | - | 1 | - | - | - | - | - | - | - | - | - | - | 1 | 0% | 1 |
| | 2023 | - | - | - | - | - | 1 | - | - | - | - | - | - | 1 | ↔ | 1 |
| Capital Murder | 2024 | - | - | - | - | 1 | - | - | - | - | - | - | - | 1 | 0% | 1 |
| | 2023 | - | - | - | - | - | 1 | - | - | - | - | - | - | 1 | ↔ | 1 |
| Contested Divorce | 2024 | 1 | 10 | 4 | 5 | 7 | 7 | 2 | - | - | - | - | - | 36 | -5% | 36 |
| | 2023 | 7 | 7 | 8 | 6 | 2 | 4 | 4 | 4 | 3 | 5 | 1 | 10 | 38 | ▼ | 61 |
| Domestic and Family - Level 1 | 2024 | 9 | 10 | 3 | 11 | 17 | 9 | 3 | - | - | - | - | - | 62 | 59% | 62 |
| | 2023 | 2 | 4 | 9 | 9 | 6 | 4 | 5 | 8 | 2 | 10 | 6 | 2 | 39 | ▲ | 67 |
| Domestic and Family - Level 2 | 2024 | 2 | 6 | 2 | 4 | 4 | 4 | 5 | - | - | - | - | - | 27 | -4% | 27 |
| | 2023 | 5 | 6 | 4 | - | 9 | 1 | 3 | 6 | 2 | 4 | 3 | 3 | 28 | ▼ | 46 |
| Felonies and Related Matters | 2024 | 127 | 192 | 125 | 208 | 96 | 66 | 122 | - | - | - | - | - | 936 | 17% | 936 |
| | 2023 | 107 | 87 | 189 | 100 | 119 | 99 | 98 | 265 | 122 | 109 | 100 | 79 | 799 | ▲ | 1,474 |
| General Civil - Level 1 | 2024 | - | 1 | - | - | 1 | - | - | - | - | - | - | - | 2 | -33% | 2 |
| | 2023 | - | 1 | 1 | - | 1 | - | - | 3 | 1 | - | - | 2 | 3 | ▼ | 9 |
| General Civil - Level 2 | 2024 | 4 | 6 | 4 | 14 | 11 | 12 | 8 | - | - | - | - | - | 59 | 90% | 59 |
| | 2023 | 1 | 2 | 3 | 9 | 2 | 11 | 3 | 11 | 4 | 5 | 5 | 7 | 31 | ▲ | 63 |
| General Civil - Level 3 | 2024 | 4 | 5 | 7 | 6 | 7 | 5 | 8 | - | - | - | - | - | 42 | 56% | 42 |
| | 2023 | 3 | 3 | 8 | 5 | 3 | 4 | 1 | 1 | 1 | 3 | 6 | 1 | 27 | ▲ | 39 |
| Miscellaneous Civil | 2024 | 91 | 108 | 126 | 117 | 88 | 93 | 79 | - | - | - | - | - | 702 | -18% | 702 |
| | 2023 | 119 | 154 | 151 | 98 | 135 | 115 | 84 | 91 | 69 | 102 | 62 | 64 | 856 | ▼ | 1,244 |
| Misdemeanor | 2024 | 33 | 25 | 82 | 61 | 34 | 23 | 32 | - | - | - | - | - | 290 | -2% | 290 |
| | 2023 | 48 | 32 | 72 | 32 | 31 | 38 | 44 | 55 | 28 | 58 | 73 | 26 | 297 | ▼ | 537 |
| Other | 2024 | 2 | 2 | - | 4 | 4 | 6 | 1 | - | - | - | - | - | 19 | 36% | 19 |
| | 2023 | - | 1 | 1 | 7 | 1 | 3 | 1 | 5 | 3 | 6 | 2 | 2 | 14 | ▲ | 32 |
| Other Criminally Related Matters | 2024 | - | 4 | 1 | 5 | 4 | 1 | 2 | - | - | - | - | - | 17 | -48% | 17 |
| | 2023 | 4 | 6 | 6 | 4 | 4 | 4 | 5 | 4 | 10 | 1 | 8 | 5 | 33 | ▼ | 61 |
| Probates/Wills & Trusts - Level 1 | 2024 | - | 1 | - | - | 1 | - | - | - | - | - | - | - | 2 | 2 | 2 |
| | 2023 | - | - | - | - | - | - | - | - | 1 | - | - | - | 0 | ↔ | 1 |
| Probates/Wills & Trusts - Level 2 | 2024 | 2 | 3 | - | 1 | 1 | 1 | 4 | - | - | - | - | - | 12 | -25% | 12 |
| | 2023 | 5 | 3 | 2 | 2 | 3 | - | 1 | 3 | 2 | 1 | 3 | 5 | 16 | ▼ | 30 |
| Uncontested Divorce | 2024 | 4 | 12 | 14 | 15 | 6 | 8 | 10 | - | - | - | - | - | 69 | -4% | 69 |
| | 2023 | 11 | 16 | 17 | 7 | 6 | 9 | 6 | 15 | 16 | 15 | 4 | 7 | 72 | ▼ | 129 |

This report reflects data in the case management system. Numbers will update accordingly as reports are refreshed and posted.

| Dashboard | | Monthly Filings Summary | | Jan --- Jul Filings | |
|--|------------------------------------|-------------------------|--|-----------------------------|--|
| Court: Prince William Circuit | Circuit/Court ID: 31 231153 | <p>Jan 23 - Jul 24</p> | | 11,924 12,586 | |
| Start/End Date: Jan-23 / Jul-24 | Type of Case: Filings | | | | |
| 2023 Average Month: 1,733 | 2024 Average Month: 1,703 | | | 2024 2023 | |
| Jan-Jul 2023: 12,586 | Jan-Jul 2024 : 11,924 | | | | |
| Filings Trending: ▼ | Overall AVG. Month: 1,722 | | | | |

| Filings by Division | | | | | | | | | | | | | | | | |
|----------------------------------|------|-------|-------|-------|-------|-------|-------|-------|-------|-------|-------|-------|-------|----------|----------|--------|
| Divisions | | Jan | Feb | Mar | Apr | May | Jun | Jul | Aug | Sep | Oct | Nov | Dec | Thru Jul | % Change | Total |
| Total | 2024 | 1,617 | 1,870 | 1,813 | 1,827 | 1,684 | 1,618 | 1,495 | - | - | - | - | - | 11,924 | -5% | 11,924 |
| | 2023 | 2,362 | 1,991 | 1,905 | 1,555 | 1,645 | 1,642 | 1,486 | 1,739 | 1,671 | 1,774 | 1,498 | 1,528 | 12,586 | ▼ | 20,796 |
| Civil | 2024 | 254 | 372 | 404 | 290 | 296 | 311 | 276 | - | - | - | - | - | 2,203 | 17% | 2,203 |
| | 2023 | 255 | 263 | 315 | 249 | 273 | 273 | 251 | 336 | 280 | 326 | 300 | 283 | 1,879 | ▲ | 3,404 |
| Criminal | 2024 | 313 | 433 | 360 | 540 | 402 | 359 | 338 | - | - | - | - | - | 2,745 | 19% | 2,745 |
| | 2023 | 265 | 372 | 379 | 275 | 336 | 349 | 324 | 419 | 410 | 302 | 291 | 425 | 2,300 | ▲ | 4,147 |
| Concealed Handgun Permits | 2024 | 505 | 528 | 565 | 461 | 449 | 414 | 405 | - | - | - | - | - | 3,327 | -18% | 3,327 |
| | 2023 | 728 | 631 | 634 | 547 | 551 | 497 | 474 | 483 | 472 | 630 | 473 | 436 | 4,062 | ▼ | 6,556 |
| Miscellaneous/ Other | 2024 | 538 | 535 | 477 | 530 | 528 | 531 | 468 | - | - | - | - | - | 3,607 | -16% | 3,607 |
| | 2023 | 1,109 | 722 | 568 | 475 | 483 | 515 | 432 | 499 | 499 | 509 | 429 | 379 | 4,304 | ▼ | 6,619 |
| Others | 2024 | 7 | 2 | 7 | 6 | 9 | 3 | 8 | - | - | - | - | - | 42 | 2% | 42 |
| | 2023 | 5 | 3 | 9 | 9 | 2 | 8 | 5 | 2 | 10 | 7 | 5 | 5 | 41 | ▲ | 70 |

| Filings by Case Category | | | | | | | | | | | | | | | | |
|--|------|-----|-----|-----|-----|-----|-----|-----|-----|-----|-----|-----|-----|----------|----------|-------|
| Case Categories | | Jan | Feb | Mar | Apr | May | Jun | Jul | Aug | Sep | Oct | Nov | Dec | Thru Jul | % Change | Total |
| Administrative Law | 2024 | 1 | 2 | 1 | 1 | 3 | 3 | 2 | - | - | - | - | - | 13 | -24% | 13 |
| | 2023 | 2 | 3 | 3 | - | 3 | 6 | - | 4 | 1 | 2 | 1 | 1 | 17 | ▼ | 26 |
| Capital Murder | 2024 | 1 | - | 1 | - | - | - | - | - | - | - | - | - | 2 | -67% | 2 |
| | 2023 | - | - | - | 5 | - | - | 1 | - | 2 | 2 | - | 8 | 6 | ▼ | 18 |
| Contested Divorce | 2024 | 25 | 38 | 27 | 36 | 31 | 32 | 23 | - | - | - | - | - | 212 | -3% | 212 |
| | 2023 | 37 | 28 | 41 | 26 | 26 | 31 | 29 | 42 | 36 | 34 | 28 | 22 | 218 | ▼ | 380 |
| Domestic and Family - Level 1 | 2024 | 19 | 28 | 38 | 25 | 21 | 20 | 20 | - | - | - | - | - | 171 | 12% | 171 |
| | 2023 | 22 | 21 | 31 | 20 | 21 | 18 | 20 | 28 | 16 | 30 | 16 | 27 | 153 | ▲ | 270 |
| Domestic and Family - Level 2 | 2024 | 50 | 100 | 162 | 46 | 48 | 57 | 48 | - | - | - | - | - | 511 | 162% | 511 |
| | 2023 | 19 | 29 | 33 | 18 | 32 | 30 | 34 | 46 | 43 | 71 | 66 | 58 | 195 | ▲ | 479 |
| Felonies and Related Matters | 2024 | 165 | 176 | 157 | 267 | 165 | 145 | 150 | - | - | - | - | - | 1,225 | 17% | 1,225 |
| | 2023 | 114 | 176 | 179 | 137 | 162 | 149 | 128 | 205 | 183 | 128 | 119 | 223 | 1,045 | ▲ | 1,903 |
| General Civil - Level 1 | 2024 | 1 | 1 | 3 | 3 | 3 | 3 | 1 | - | - | - | - | - | 15 | -40% | 15 |
| | 2023 | 5 | 3 | 5 | 5 | 3 | - | 4 | 2 | 3 | 1 | 1 | 4 | 25 | ▼ | 36 |
| General Civil - Level 2 | 2024 | 65 | 92 | 67 | 75 | 77 | 90 | 86 | - | - | - | - | - | 552 | 19% | 552 |
| | 2023 | 57 | 65 | 78 | 71 | 67 | 64 | 62 | 98 | 86 | 67 | 83 | 68 | 464 | ▲ | 866 |
| General Civil - Level 3 | 2024 | 18 | 29 | 28 | 22 | 31 | 13 | 20 | - | - | - | - | - | 161 | -13% | 161 |
| | 2023 | 20 | 24 | 33 | 32 | 30 | 31 | 16 | 19 | 19 | 35 | 24 | 29 | 186 | ▼ | 312 |
| Miscellaneous Civil | 2024 | 716 | 767 | 814 | 721 | 698 | 707 | 733 | - | - | - | - | - | 5,156 | -10% | 5,156 |
| | 2023 | 978 | 847 | 929 | 760 | 777 | 745 | 692 | 736 | 721 | 878 | 702 | 637 | 5,728 | ▼ | 9,402 |
| Misdemeanor | 2024 | 84 | 116 | 88 | 115 | 156 | 103 | 99 | - | - | - | - | - | 761 | 22% | 761 |
| | 2023 | 88 | 121 | 85 | 66 | 91 | 85 | 86 | 94 | 88 | 94 | 90 | 93 | 622 | ▲ | 1,081 |
| Other | 2024 | 318 | 272 | 215 | 246 | 263 | 218 | 126 | - | - | - | - | - | 1,658 | -35% | 1,658 |
| | 2023 | 844 | 501 | 257 | 261 | 235 | 244 | 197 | 228 | 234 | 231 | 191 | 165 | 2,539 | ▼ | 3,588 |
| Other Criminally Related Matters | 2024 | 65 | 151 | 115 | 162 | 85 | 112 | 90 | - | - | - | - | - | 780 | 19% | 780 |
| | 2023 | 67 | 83 | 117 | 70 | 91 | 115 | 113 | 126 | 142 | 86 | 86 | 105 | 656 | ▲ | 1,201 |
| Probates/Wills & Trusts - Level 1 | 2024 | 3 | 4 | 3 | 3 | 2 | 7 | 2 | - | - | - | - | - | 24 | 4% | 24 |
| | 2023 | 2 | 1 | 4 | 2 | 2 | 6 | 6 | - | 2 | 3 | 1 | 3 | 23 | ▲ | 32 |
| Probates/Wills & Trusts - Level 2 | 2024 | 11 | 9 | 18 | 10 | 11 | 13 | 14 | - | - | - | - | - | 86 | -17% | 86 |
| | 2023 | 9 | 14 | 14 | 11 | 19 | 23 | 14 | 14 | 16 | 10 | 10 | 13 | 104 | ▼ | 167 |
| Uncontested Divorce | 2024 | 75 | 85 | 76 | 95 | 90 | 95 | 81 | - | - | - | - | - | 597 | -1% | 597 |
| | 2023 | 98 | 75 | 96 | 71 | 86 | 95 | 84 | 97 | 79 | 102 | 80 | 72 | 605 | ▼ | 1,035 |

This report reflects data in the case management system. Numbers will update accordingly as reports are refreshed and posted.