

# PLN-CCMS-10.01 CASELOAD STATISTICS OF THE CIRCUIT COURTS

Virginia

January 2023 -- February 2024 Filings


Alexandria and Fairfax Circuit are not Included in State Totals

## Dashboard

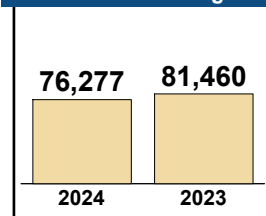
**Court:** Virginia Circuit  
**Start/End Date:** Jan-23 / Feb-24  
**2023 Average Month:** 37,686  
**Jan-Feb 2023:** 81,460  
**Filings Trending:** ▼

**Circuit/Court ID:** 0 200999  
**Type of Case:** Filings  
**2024 Average Month:** 38,139  
**Jan-Feb 2024 :** 76,277  
**Overall AVG. Month:** 37,750

## Monthly Filings Summary



## Jan --- Feb Filings



## Filings by Division

Divisions		Jan	Feb	Mar	Apr	May	Jun	Jul	Aug	Sep	Oct	Nov	Dec	Thru Feb	% Change	Total
<b>Total</b>	2024	38,390	37,887	-	-	-	-	-	-	-	-	-	-	76,277	-6%	76,277
	2023	42,929	38,531	46,044	35,441	39,811	36,355	33,607	38,169	35,481	38,097	33,513	34,251	81,460	▼	452,229
<b>Civil</b>	2024	4,988	5,553	-	-	-	-	-	-	-	-	-	-	10,541	3%	10,541
	2023	5,072	5,206	6,326	5,135	6,126	5,521	4,983	5,987	5,235	5,476	4,864	4,579	10,278	▲	64,510
<b>Criminal</b>	2024	13,713	13,438	-	-	-	-	-	-	-	-	-	-	27,151	-2%	27,151
	2023	14,598	13,102	15,858	12,583	14,435	14,453	13,215	14,894	14,322	15,066	13,010	12,299	27,700	▼	167,835
<b>Concealed Handgun Permits</b>	2024	10,374	10,457	-	-	-	-	-	-	-	-	-	-	20,831	-17%	20,831
	2023	13,249	11,908	13,568	9,917	9,802	8,497	8,017	8,486	7,808	9,489	8,680	7,981	25,157	▼	117,402
<b>Miscellaneous/ Other</b>	2024	9,191	8,334	-	-	-	-	-	-	-	-	-	-	17,525	-4%	17,525
	2023	9,949	8,269	10,223	7,755	9,389	7,829	7,332	8,724	8,057	8,010	6,906	9,329	18,218	▼	101,772
<b>Others</b>	2024	124	105	-	-	-	-	-	-	-	-	-	-	229	114%	229
	2023	61	46	69	51	59	55	60	78	59	56	53	63	107	▲	710

## Filings by Case Category

Case Categories		Jan	Feb	Mar	Apr	May	Jun	Jul	Aug	Sep	Oct	Nov	Dec	Thru Feb	% Change	Total
<b>Administrative Law</b>	2024	37	25	-	-	-	-	-	-	-	-	-	-	62	-11%	62
	2023	37	33	46	31	39	35	26	52	44	45	30	27	70	▼	445
<b>Capital Murder</b>	2024	18	15	-	-	-	-	-	-	-	-	-	-	33	65%	33
	2023	14	6	12	15	17	4	17	10	12	10	4	9	20	▲	130
<b>Contested Divorce</b>	2024	560	613	-	-	-	-	-	-	-	-	-	-	1,173	-3%	1,173
	2023	609	606	800	604	677	603	558	663	609	570	514	504	1,215	▼	7,317
<b>Domestic and Family - Level 1</b>	2024	579	694	-	-	-	-	-	-	-	-	-	-	1,273	1%	1,273
	2023	632	632	841	629	708	710	591	807	701	741	525	603	1,264	▲	8,120
<b>Domestic and Family - Level 2</b>	2024	337	435	-	-	-	-	-	-	-	-	-	-	772	25%	772
	2023	302	316	376	305	387	316	294	370	314	335	342	290	618	▲	3,947
<b>Felonies and Related Matters</b>	2024	9,269	8,710	-	-	-	-	-	-	-	-	-	-	17,979	-4%	17,979
	2023	9,907	8,847	10,643	8,484	9,592	9,479	8,841	9,842	9,474	9,912	8,557	8,108	18,754	▼	111,686
<b>General Civil - Level 1</b>	2024	59	71	-	-	-	-	-	-	-	-	-	-	130	-6%	130
	2023	69	70	80	78	105	83	66	76	66	77	61	70	139	▼	901
<b>General Civil - Level 2</b>	2024	1,187	1,214	-	-	-	-	-	-	-	-	-	-	2,401	12%	2,401
	2023	986	1,153	1,308	1,081	1,464	1,184	1,033	1,484	1,227	1,304	1,095	995	2,139	▲	14,314
<b>General Civil - Level 3</b>	2024	1,007	859	-	-	-	-	-	-	-	-	-	-	1,866	-3%	1,866
	2023	1,089	841	1,045	887	1,226	976	898	1,001	917	928	884	919	1,930	▼	11,611
<b>Miscellaneous Civil</b>	2024	14,316	14,332	-	-	-	-	-	-	-	-	-	-	28,648	-15%	28,648
	2023	17,865	15,735	18,854	13,647	14,202	11,999	11,407	12,407	11,870	13,171	11,952	11,356	33,600	▼	164,465
<b>Misdemeanor</b>	2024	3,507	3,470	-	-	-	-	-	-	-	-	-	-	6,977	0%	6,977
	2023	3,679	3,285	4,025	3,022	3,759	3,642	3,240	3,800	3,660	3,892	3,417	3,151	6,964	▲	42,572
<b>Other</b>	2024	4,869	4,291	-	-	-	-	-	-	-	-	-	-	9,160	-1%	9,160
	2023	4,989	4,270	4,540	3,816	4,528	4,139	3,752	4,425	3,674	4,082	3,483	5,648	9,259	▼	51,346
<b>Other Criminally Related Matters</b>	2024	1,022	1,345	-	-	-	-	-	-	-	-	-	-	2,367	12%	2,367
	2023	1,067	1,045	1,318	1,151	1,187	1,430	1,203	1,367	1,270	1,339	1,124	1,112	2,112	▲	14,613
<b>Probates/Wills &amp; Trusts - Level 1</b>	2024	31	39	-	-	-	-	-	-	-	-	-	-	70	23%	70
	2023	27	30	27	19	27	47	36	31	44	28	13	22	57	▲	351
<b>Probates/Wills &amp; Trusts - Level 2</b>	2024	249	268	-	-	-	-	-	-	-	-	-	-	517	3%	517
	2023	252	251	335	236	317	253	234	272	231	248	239	223	503	▲	3,091
<b>Protective Orders</b>	2024	14	21	-	-	-	-	-	-	-	-	-	-	35	-19%	35
	2023	18	25	37	11	25	16	15	26	21	27	27	25	43	▼	273
<b>Uncontested Divorce</b>	2024	1,329	1,485	-	-	-	-	-	-	-	-	-	-	2,814	1%	2,814
	2023	1,387	1,386	1,757	1,425	1,551	1,439	1,396	1,536	1,347	1,388	1,246	1,189	2,773	▲	17,047

This report reflects data in the case management system. Numbers will update accordingly as reports are refreshed and posted.

**PLN-CCMS-10.01 CASELOAD STATISTICS OF THE CIRCUIT COURTS**

**Chesapeake**

January 2023 -- February 2024 Filings

Alexandria and Fairfax Circuit are not Included in State Totals

Dashboard		Monthly Filings Summary		Jan --- Feb Filings	
<b>Court:</b> Chesapeake Circuit	<b>Circuit/Court ID:</b> 1 201550				
<b>Start/End Date:</b> Jan-23 / Feb-24	<b>Type of Case:</b> Filings				
<b>2023 Average Month:</b> 1,534	<b>2024 Average Month:</b> 1,553				
<b>Jan-Feb 2023:</b> 3,429	<b>Jan-Feb 2024 :</b> 3,106				
<b>Filings Trending:</b> ▼	<b>Overall AVG. Month:</b> 1,536				

Filings by Division																
Divisions		Jan	Feb	Mar	Apr	May	Jun	Jul	Aug	Sep	Oct	Nov	Dec	Thru Feb	% Change	Total
<b>Total</b>	2024	1,589	1,517	-	-	-	-	-	-	-	-	-	-	3,106	-9%	3,106
	2023	1,785	1,644	1,931	1,490	1,625	1,568	1,286	1,638	1,306	1,403	1,297	1,429	3,429	▼	18,402
<b>Civil</b>	2024	184	203	-	-	-	-	-	-	-	-	-	-	387	-18%	387
	2023	236	238	276	209	239	229	184	252	213	236	193	210	474	▼	2,715
<b>Criminal</b>	2024	603	544	-	-	-	-	-	-	-	-	-	-	1,147	-6%	1,147
	2023	609	611	746	556	603	659	452	636	511	511	525	575	1,220	▼	6,994
<b>Concealed Handgun Permits</b>	2024	387	385	-	-	-	-	-	-	-	-	-	-	772	-13%	772
	2023	488	402	479	340	339	301	282	258	245	319	304	289	890	▼	4,046
<b>Miscellaneous/ Other</b>	2024	415	384	-	-	-	-	-	-	-	-	-	-	799	-5%	799
	2023	450	393	429	385	443	378	366	490	337	336	274	355	843	▼	4,636
<b>Others</b>	2024	-	1	-	-	-	-	-	-	-	-	-	-	1	-50%	1
	2023	2	-	1	-	1	1	2	2	-	1	1	-	2	▼	11

Filings by Case Category																
Case Categories		Jan	Feb	Mar	Apr	May	Jun	Jul	Aug	Sep	Oct	Nov	Dec	Thru Feb	% Change	Total
<b>Administrative Law</b>	2024	1	-	-	-	-	-	-	-	-	-	-	-	1	0%	1
	2023	1	-	4	-	1	1	1	4	-	1	2	-	1	↔	15
<b>Capital Murder</b>	2024	-	1	-	-	-	-	-	-	-	-	-	-	1	1	1
	2023	-	-	2	1	-	-	1	-	-	-	1	-	0	↔	5
<b>Contested Divorce</b>	2024	39	34	-	-	-	-	-	-	-	-	-	-	73	4%	73
	2023	30	40	48	38	40	35	26	43	39	37	31	35	70	▲	442
<b>Domestic and Family - Level 1</b>	2024	31	13	-	-	-	-	-	-	-	-	-	-	44	-43%	44
	2023	15	62	39	14	38	46	20	34	37	33	22	48	77	▼	408
<b>Domestic and Family - Level 2</b>	2024	9	6	-	-	-	-	-	-	-	-	-	-	15	-6%	15
	2023	8	8	12	9	8	10	12	11	6	11	13	6	16	▼	114
<b>Felonies and Related Matters</b>	2024	436	362	-	-	-	-	-	-	-	-	-	-	798	-6%	798
	2023	429	416	532	397	458	470	288	431	341	366	371	433	845	▼	4,932
<b>General Civil - Level 1</b>	2024	-	1	-	-	-	-	-	-	-	-	-	-	1	-80%	1
	2023	2	3	3	3	3	3	-	3	1	-	-	2	5	▼	23
<b>General Civil - Level 2</b>	2024	20	30	-	-	-	-	-	-	-	-	-	-	50	-28%	50
	2023	39	30	39	30	45	36	37	120	35	33	38	34	69	▼	516
<b>General Civil - Level 3</b>	2024	13	10	-	-	-	-	-	-	-	-	-	-	23	-59%	23
	2023	41	15	15	18	15	16	8	61	11	15	12	13	56	▼	240
<b>Miscellaneous Civil</b>	2024	488	493	-	-	-	-	-	-	-	-	-	-	981	-15%	981
	2023	615	535	633	476	419	395	386	354	338	409	393	393	1,150	▼	5,346
<b>Misdemeanor</b>	2024	131	151	-	-	-	-	-	-	-	-	-	-	282	-8%	282
	2023	147	160	171	141	116	153	142	163	142	119	114	111	307	▼	1,679
<b>Other</b>	2024	304	272	-	-	-	-	-	-	-	-	-	-	576	3%	576
	2023	308	251	265	238	338	279	253	259	243	247	184	246	559	▲	3,111
<b>Other Criminally Related Matters</b>	2024	36	30	-	-	-	-	-	-	-	-	-	-	66	-8%	66
	2023	34	38	43	23	31	41	23	43	30	35	39	31	72	▼	411
<b>Probates/Wills &amp; Trusts - Level 1</b>	2024	2	3	-	-	-	-	-	-	-	-	-	-	5	-17%	5
	2023	3	3	1	2	2	4	1	2	5	3	-	-	6	▼	26
<b>Probates/Wills &amp; Trusts - Level 2</b>	2024	12	18	-	-	-	-	-	-	-	-	-	-	30	43%	30
	2023	11	10	17	8	9	9	5	14	7	6	16	5	21	▲	117
<b>Uncontested Divorce</b>	2024	67	93	-	-	-	-	-	-	-	-	-	-	160	-9%	160
	2023	102	73	107	92	102	70	83	96	71	88	61	72	175	▼	1,017

This report reflects data in the case management system. Numbers will update accordingly as reports are refreshed and posted.

# PLN-CCMS-10.01 CASELOAD STATISTICS OF THE CIRCUIT COURTS

Accomack

January 2023 -- February 2024 Filings


Alexandria and Fairfax Circuit are not Included in State Totals

## Dashboard

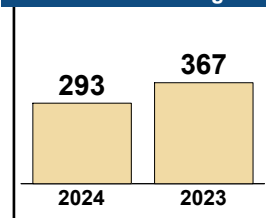
**Court:** Accomack Circuit  
**Start/End Date:** Jan-23 / Feb-24  
**2023 Average Month:** 152  
**Jan-Feb 2023:** 367  
**Filings Trending:** ▼

**Circuit/Court ID:** 2 202001  
**Type of Case:** Filings  
**2024 Average Month:** 147  
**Jan-Feb 2024 :** 293  
**Overall AVG. Month:** 152

## Monthly Filings Summary



## Jan --- Feb Filings



## Filings by Division

Divisions		Jan	Feb	Mar	Apr	May	Jun	Jul	Aug	Sep	Oct	Nov	Dec	Thru Feb	% Change	Total
<b>Total</b>	2024	113	180	-	-	-	-	-	-	-	-	-	-	293	-20%	293
	2023	146	221	136	199	191	131	107	200	99	171	101	127	367	▼	1,829
<b>Civil</b>	2024	19	17	-	-	-	-	-	-	-	-	-	-	36	38%	36
	2023	14	12	25	22	20	7	11	17	17	20	21	6	26	▲	192
<b>Criminal</b>	2024	31	101	-	-	-	-	-	-	-	-	-	-	132	12%	132
	2023	26	92	17	96	81	60	24	121	29	73	8	63	118	▲	690
<b>Concealed Handgun Permits</b>	2024	51	44	-	-	-	-	-	-	-	-	-	-	95	-35%	95
	2023	73	74	69	52	53	38	35	38	29	70	52	34	147	▼	617
<b>Miscellaneous/ Other</b>	2024	12	18	-	-	-	-	-	-	-	-	-	-	30	-61%	30
	2023	33	43	25	29	37	26	37	24	24	8	20	24	76	▼	330

## Filings by Case Category

Case Categories		Jan	Feb	Mar	Apr	May	Jun	Jul	Aug	Sep	Oct	Nov	Dec	Thru Feb	% Change	Total
<b>Administrative Law</b>	2024	-	-	-	-	-	-	-	-	-	-	-	-	0	-100%	0
	2023	-	1	-	-	1	-	-	-	-	1	-	-	1	▼	3
<b>Capital Murder</b>	2024	-	-	-	-	-	-	-	-	-	-	-	-	0	0	0
	2023	-	-	-	-	-	-	-	2	-	-	-	-	0	↔	2
<b>Contested Divorce</b>	2024	1	2	-	-	-	-	-	-	-	-	-	-	3	-50%	3
	2023	3	3	5	3	2	1	1	5	3	2	-	-	6	▼	28
<b>Domestic and Family - Level 1</b>	2024	1	2	-	-	-	-	-	-	-	-	-	-	3	3	3
	2023	-	-	2	3	2	-	2	-	2	-	2	-	0	↔	13
<b>Domestic and Family - Level 2</b>	2024	-	1	-	-	-	-	-	-	-	-	-	-	1	1	1
	2023	-	-	1	1	-	1	2	-	-	-	-	-	0	↔	5
<b>Felonies and Related Matters</b>	2024	18	87	-	-	-	-	-	-	-	-	-	-	105	22%	105
	2023	17	69	12	54	68	42	14	48	12	43	7	40	86	▲	426
<b>General Civil - Level 1</b>	2024	-	-	-	-	-	-	-	-	-	-	-	-	0	0	0
	2023	-	-	-	-	-	1	-	2	2	-	1	1	0	0	7
<b>General Civil - Level 2</b>	2024	3	4	-	-	-	-	-	-	-	-	-	-	7	0%	7
	2023	5	2	4	2	4	2	3	8	6	1	7	10	7	↔	54
<b>General Civil - Level 3</b>	2024	13	7	-	-	-	-	-	-	-	-	-	-	20	186%	20
	2023	3	4	12	4	10	-	3	5	4	8	12	7	7	▲	72
<b>Miscellaneous Civil</b>	2024	59	57	-	-	-	-	-	-	-	-	-	-	116	-34%	116
	2023	88	89	82	62	64	47	49	46	36	78	61	43	177	▼	745
<b>Misdemeanor</b>	2024	10	12	-	-	-	-	-	-	-	-	-	-	22	-21%	22
	2023	7	21	4	40	10	14	2	69	9	25	1	18	28	▼	220
<b>Other</b>	2024	-	-	-	-	-	-	-	-	-	-	-	-	0	-100%	0
	2023	13	23	6	17	21	14	19	5	9	-	1	-	36	▼	128
<b>Other Criminally Related Matters</b>	2024	4	2	-	-	-	-	-	-	-	-	-	-	6	50%	6
	2023	2	2	2	2	3	4	8	2	9	5	-	5	4	▲	44
<b>Probates/Wills &amp; Trusts - Level 1</b>	2024	-	-	-	-	-	-	-	-	-	-	-	-	0	-100%	0
	2023	-	1	-	-	-	-	-	-	-	-	-	-	1	▼	1
<b>Probates/Wills &amp; Trusts - Level 2</b>	2024	-	-	-	-	-	-	-	-	-	-	-	-	0	0	0
	2023	-	-	1	-	-	-	-	1	-	1	-	-	0	↔	3
<b>Protective Orders</b>	2024	-	-	-	-	-	-	-	-	-	-	-	-	0	-100%	0
	2023	1	-	1	1	-	-	-	-	-	-	-	-	1	▼	3
<b>Uncontested Divorce</b>	2024	4	6	-	-	-	-	-	-	-	-	-	-	10	-23%	10
	2023	7	6	4	10	6	5	4	7	7	7	9	3	13	▼	75

This report reflects data in the case management system. Numbers will update accordingly as reports are refreshed and posted.

# PLN-CCMS-10.01 CASELOAD STATISTICS OF THE CIRCUIT COURTS

Northampton

January 2023 -- February 2024 Filings


Alexandria and Fairfax Circuit are not Included in State Totals

## Dashboard

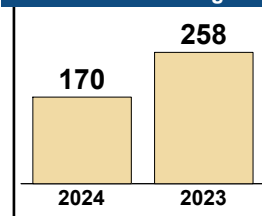
**Court:** Northampton Circuit  
**Start/End Date:** Jan-23 / Feb-24  
**2023 Average Month:** 112  
**Jan-Feb 2023:** 258  
**Filings Trending:** ▼

**Circuit/Court ID:** 2 202131  
**Type of Case:** Filings  
**2024 Average Month:**85  
**Jan-Feb 2024 :** 170  
**Overall AVG. Month:** 108

## Monthly Filings Summary



## Jan --- Feb Filings



## Filings by Division

Divisions		Jan	Feb	Mar	Apr	May	Jun	Jul	Aug	Sep	Oct	Nov	Dec	Thru Feb	% Change	Total
<b>Total</b>	2024	81	89	-	-	-	-	-	-	-	-	-	-	170	-34%	170
	2023	120	138	85	73	127	95	80	155	148	159	107	55	258	▼	1,342
<b>Civil</b>	2024	2	7	-	-	-	-	-	-	-	-	-	-	9	-18%	9
	2023	3	8	6	10	5	7	13	33	22	20	5	2	11	▼	134
<b>Criminal</b>	2024	49	52	-	-	-	-	-	-	-	-	-	-	101	-48%	101
	2023	86	108	57	34	110	69	48	92	108	101	76	40	194	▼	929
<b>Concealed Handgun Permits</b>	2024	19	17	-	-	-	-	-	-	-	-	-	-	36	-10%	36
	2023	25	15	13	26	10	14	12	19	12	31	17	11	40	▼	205
<b>Miscellaneous/Other</b>	2024	11	12	-	-	-	-	-	-	-	-	-	-	23	77%	23
	2023	6	7	9	3	2	5	7	11	6	7	9	2	13	▲	74
<b>Others</b>	2024	-	1	-	-	-	-	-	-	-	-	-	-	1	1	1
	2023	-	-	-	-	-	-	-	-	-	-	-	-	0	↔	0

## Filings by Case Category

Case Categories		Jan	Feb	Mar	Apr	May	Jun	Jul	Aug	Sep	Oct	Nov	Dec	Thru Feb	% Change	Total
<b>Administrative Law</b>	2024	1	-	-	-	-	-	-	-	-	-	-	-	1	0%	1
	2023	-	1	-	-	-	-	-	-	-	-	-	1	1	↔	2
<b>Capital Murder</b>	2024	-	-	-	-	-	-	-	-	-	-	-	-	0	-100%	0
	2023	2	-	-	-	-	-	-	-	-	-	-	-	2	▼	2
<b>Contested Divorce</b>	2024	-	1	-	-	-	-	-	-	-	-	-	-	1	-67%	1
	2023	1	2	-	1	-	2	-	-	2	-	-	-	3	▼	8
<b>Domestic and Family - Level 1</b>	2024	1	-	-	-	-	-	-	-	-	-	-	-	1	1	1
	2023	-	-	-	1	1	1	-	-	2	1	1	-	0	↔	7
<b>Domestic and Family - Level 2</b>	2024	-	-	-	-	-	-	-	-	-	-	-	-	0	0	0
	2023	-	-	-	-	1	1	-	-	-	1	1	-	0	↔	4
<b>Felonies and Related Matters</b>	2024	16	24	-	-	-	-	-	-	-	-	-	-	40	-65%	40
	2023	55	60	26	9	69	28	14	35	28	44	33	14	115	▼	415
<b>General Civil - Level 1</b>	2024	-	1	-	-	-	-	-	-	-	-	-	-	1	1	1
	2023	-	-	-	-	-	-	-	-	-	-	-	-	0	↔	0
<b>General Civil - Level 2</b>	2024	-	3	-	-	-	-	-	-	-	-	-	-	3	-25%	3
	2023	1	3	2	3	3	2	5	35	11	19	2	1	4	▼	87
<b>General Civil - Level 3</b>	2024	-	2	-	-	-	-	-	-	-	-	-	-	2	100%	2
	2023	1	-	1	3	-	-	4	-	6	1	1	-	1	▲	17
<b>Miscellaneous Civil</b>	2024	24	22	-	-	-	-	-	-	-	-	-	-	46	-13%	46
	2023	31	22	21	29	11	18	18	27	16	35	26	13	53	▼	267
<b>Misdemeanor</b>	2024	22	26	-	-	-	-	-	-	-	-	-	-	48	-27%	48
	2023	23	43	24	16	31	35	26	50	56	44	37	22	66	▼	407
<b>Other</b>	2024	5	8	-	-	-	-	-	-	-	-	-	-	13	13	13
	2023	-	-	1	-	-	-	-	-	1	-	-	-	0	↔	2
<b>Other Criminally Related Matters</b>	2024	11	2	-	-	-	-	-	-	-	-	-	-	13	8%	13
	2023	6	6	8	9	10	6	8	8	24	13	6	4	12	▲	108
<b>Probates/Wills &amp; Trusts - Level 2</b>	2024	-	-	-	-	-	-	-	-	-	-	-	-	0	0	0
	2023	-	-	-	1	1	-	-	-	-	-	-	-	0	↔	2
<b>Uncontested Divorce</b>	2024	1	-	-	-	-	-	-	-	-	-	-	-	1	0%	1
	2023	-	1	2	1	-	2	5	-	2	1	-	-	1	↔	14

This report reflects data in the case management system. Numbers will update accordingly as reports are refreshed and posted.

# PLN-CCMS-10.01 CASELOAD STATISTICS OF THE CIRCUIT COURTS

Virginia Beach

January 2023 -- February 2024 Filings

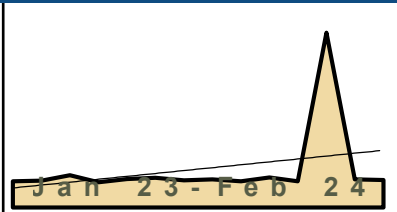
Alexandria and Fairfax Circuit are not Included in State Totals

## Dashboard

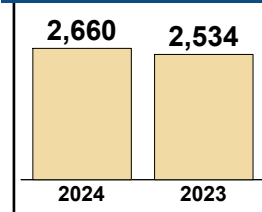
**Court:** Virginia Beach Circuit  
**Start/End Date:** Jan-23 / Feb-24  
**2023 Average Month:** 1,912  
**Jan-Feb 2023:** 2,534  
**Filings Trending:** ▲

**Circuit/Court ID:** 2 202810  
**Type of Case:** Filings  
**2024 Average Month:** 1,330  
**Jan-Feb 2024 :** 2,660  
**Overall AVG. Month:** 1,829

## Monthly Filings Summary



## Jan --- Feb Filings



## Filings by Division

Divisions	Jan	Feb	Mar	Apr	May	Jun	Jul	Aug	Sep	Oct	Nov	Dec	Thru Feb	% Change	Total
<b>Total</b>	2024 1,345	2024 1,315	-	-	-	-	-	-	-	-	-	-	2,660	5%	2,660
	2023 1,253	2023 1,281	2023 1,544	2023 1,207	2023 1,354	2023 1,420	2023 1,290	2023 1,344	2023 1,246	2023 1,431	2023 1,242	2023 8,334	2,534	▲	22,946
<b>Civil</b>	2024 328	2024 384	-	-	-	-	-	-	-	-	-	-	712	3%	712
	2023 338	2023 354	2023 382	2023 303	2023 399	2023 382	2023 348	2023 380	2023 348	2023 359	2023 336	2023 303	692	▲	4,232
<b>Criminal</b>	2024 619	2024 596	-	-	-	-	-	-	-	-	-	-	1,215	10%	1,215
	2023 545	2023 558	2023 689	2023 542	2023 619	2023 589	2023 593	2023 602	2023 543	2023 676	2023 556	2023 705	1,103	▲	7,217
<b>Concealed Handgun Permits</b>	2024 -	2024 -	-	-	-	-	-	-	-	-	-	-	0	0	0
	2023 -	2023 -	-	-	-	-	-	-	-	-	-	2023 6,987	0	↔	6,987
<b>Miscellaneous/Other</b>	2024 396	2024 328	-	-	-	-	-	-	-	-	-	-	724	-2%	724
	2023 370	2023 369	2023 473	2023 361	2023 336	2023 448	2023 349	2023 361	2023 354	2023 393	2023 348	2023 338	739	▼	4,500
<b>Others</b>	2024 2	2024 7	-	-	-	-	-	-	-	-	-	-	9	9	9
	2023 -	2023 -	-	2023 1	-	2023 1	-	2023 1	2023 1	2023 3	2023 2	2023 1	0	↔	10

## Filings by Case Category

Case Categories	Jan	Feb	Mar	Apr	May	Jun	Jul	Aug	Sep	Oct	Nov	Dec	Thru Feb	% Change	Total
<b>Administrative Law</b>	2024 2	2024 2	-	-	-	-	-	-	-	-	-	-	4	100%	4
	2023 1	2023 1	2023 1	2023 1	-	-	-	-	-	-	2023 3	2023 3	2	▲	10
<b>Capital Murder</b>	2024 1	2024 1	-	-	-	-	-	-	-	-	-	-	2	2	2
	2023 -	2023 -	-	2023 2	-	2023 1	-	-	-	-	-	-	0	↔	3
<b>Contested Divorce</b>	2024 14	2024 21	-	-	-	-	-	-	-	-	-	-	35	-48%	35
	2023 34	2023 33	2023 32	2023 22	2023 34	2023 17	2023 31	2023 24	2023 30	2023 20	2023 21	2023 21	67	▼	319
<b>Domestic and Family - Level 1</b>	2024 39	2024 40	-	-	-	-	-	-	-	-	-	-	79	-14%	79
	2023 32	2023 60	2023 43	2023 28	2023 42	2023 26	2023 40	2023 50	2023 44	2023 37	2023 32	2023 29	92	▼	463
<b>Domestic and Family - Level 2</b>	2024 22	2024 20	-	-	-	-	-	-	-	-	-	-	42	5%	42
	2023 26	2023 14	2023 24	2023 18	2023 14	2023 24	2023 19	2023 21	2023 12	2023 24	2023 17	2023 15	40	▲	228
<b>Felonies and Related Matters</b>	2024 436	2024 331	-	-	-	-	-	-	-	-	-	-	767	7%	767
	2023 383	2023 331	2023 382	2023 324	2023 340	2023 345	2023 385	2023 330	2023 300	2023 433	2023 324	2023 490	714	▲	4,367
<b>General Civil - Level 1</b>	2024 3	2024 5	-	-	-	-	-	-	-	-	-	-	8	33%	8
	2023 2	2023 4	2023 4	2023 6	2023 2	2023 9	2023 4	2023 5	2023 7	2023 10	2023 5	2023 7	6	▲	65
<b>General Civil - Level 2</b>	2024 81	2024 93	-	-	-	-	-	-	-	-	-	-	174	39%	174
	2023 55	2023 70	2023 82	2023 46	2023 72	2023 61	2023 64	2023 82	2023 79	2023 78	2023 53	2023 55	125	▲	797
<b>General Civil - Level 3</b>	2024 96	2024 145	-	-	-	-	-	-	-	-	-	-	241	-4%	241
	2023 129	2023 122	2023 126	2023 144	2023 157	2023 168	2023 112	2023 126	2023 119	2023 126	2023 139	2023 115	251	▼	1,583
<b>Miscellaneous Civil</b>	2024 178	2024 222	-	-	-	-	-	-	-	-	-	-	400	19%	400
	2023 164	2023 173	2023 237	2023 174	2023 165	2023 206	2023 164	2023 163	2023 178	2023 172	2023 150	2023 7,142	337	▲	9,088
<b>Misdemeanor</b>	2024 169	2024 226	-	-	-	-	-	-	-	-	-	-	395	21%	395
	2023 145	2023 181	2023 264	2023 186	2023 244	2023 185	2023 183	2023 212	2023 201	2023 222	2023 192	2023 177	326	▲	2,392
<b>Other</b>	2024 194	2024 81	-	-	-	-	-	-	-	-	-	-	275	-23%	275
	2023 189	2023 168	2023 209	2023 155	2023 155	2023 213	2023 168	2023 164	2023 148	2023 209	2023 192	2023 164	357	▼	2,134
<b>Other Criminally Related Matters</b>	2024 21	2024 47	-	-	-	-	-	-	-	-	-	-	68	-6%	68
	2023 19	2023 53	2023 45	2023 35	2023 39	2023 62	2023 35	2023 72	2023 49	2023 27	2023 46	2023 44	72	▼	526
<b>Probates/Wills &amp; Trusts - Level 1</b>	2024 2	2024 1	-	-	-	-	-	-	-	-	-	-	3	3	3
	2023 -	2023 -	2023 1	-	2023 2	2023 2	-	2023 1	-	2023 1	-	-	0	↔	7
<b>Probates/Wills &amp; Trusts - Level 2</b>	2024 12	2024 11	-	-	-	-	-	-	-	-	-	-	23	-12%	23
	2023 13	2023 13	2023 16	2023 20	2023 26	2023 25	2023 12	2023 19	2023 18	2023 16	2023 14	2023 12	26	▼	204
<b>Protective Orders</b>	2024 -	2024 1	-	-	-	-	-	-	-	-	-	-	1	0%	1
	2023 1	2023 -	2023 2	2023 1	2023 4	-	-	-	-	2023 4	2023 3	-	1	↔	15
<b>Uncontested Divorce</b>	2024 75	2024 68	-	-	-	-	-	-	-	-	-	-	143	21%	143
	2023 60	2023 58	2023 76	2023 45	2023 58	2023 76	2023 73	2023 75	2023 60	2023 53	2023 51	2023 60	118	▲	745

This report reflects data in the case management system. Numbers will update accordingly as reports are refreshed and posted.

Dashboard	Monthly Filings Summary	Jan --- Feb Filings
<p><b>Court:</b> Portsmouth Circuit  <b>Start/End Date:</b> Jan-23 / Feb-24  <b>2023 Average Month:</b> 652  <b>Jan-Feb 2023:</b> 1,570  <b>Filings Trending:</b> ▼</p>	<p><b>Circuit/Court ID:</b> 3 203740  <b>Type of Case:</b> Filings  <b>2024 Average Month:</b> 587  <b>Jan-Feb 2024 :</b> 1,173  <b>Overall AVG. Month:</b> 642</p> <p style="text-align: center;">Jan 23 - Feb 24</p>	<p style="text-align: center;">2024: 1,173 2023: 1,570</p>

Filings by Division																
Divisions		Jan	Feb	Mar	Apr	May	Jun	Jul	Aug	Sep	Oct	Nov	Dec	Thru Feb	% Change	Total
<b>Total</b>	2024	605	568	-	-	-	-	-	-	-	-	-	-	1,173	-25%	1,173
	2023	794	776	726	701	722	508	633	650	521	700	549	538	1,570	▼	7,818
<b>Civil</b>	2024	219	182	-	-	-	-	-	-	-	-	-	-	401	-25%	401
	2023	292	243	218	225	286	162	299	191	176	286	207	203	535	▼	2,788
<b>Criminal</b>	2024	96	95	-	-	-	-	-	-	-	-	-	-	191	-34%	191
	2023	117	174	99	163	188	131	129	208	132	132	93	133	291	▼	1,699
<b>Concealed Handgun Permits</b>	2024	120	132	-	-	-	-	-	-	-	-	-	-	252	-23%	252
	2023	183	144	149	102	115	79	86	105	78	109	81	98	327	▼	1,329
<b>Miscellaneous/ Other</b>	2024	170	159	-	-	-	-	-	-	-	-	-	-	329	-21%	329
	2023	201	215	260	211	132	136	119	142	134	173	168	104	416	▼	1,995
<b>Others</b>	2024	-	-	-	-	-	-	-	-	-	-	-	-	0	-100%	0
	2023	1	-	-	-	1	-	-	4	1	-	-	-	1	▼	7

Filings by Case Category																
Case Categories		Jan	Feb	Mar	Apr	May	Jun	Jul	Aug	Sep	Oct	Nov	Dec	Thru Feb	% Change	Total
<b>Administrative Law</b>	2024	-	1	-	-	-	-	-	-	-	-	-	-	1	0%	1
	2023	-	1	2	-	3	-	1	1	-	1	1	-	1	↔	10
<b>Capital Murder</b>	2024	-	-	-	-	-	-	-	-	-	-	-	-	0	-100%	0
	2023	4	6	-	1	3	-	2	-	-	-	-	-	10	▼	16
<b>Contested Divorce</b>	2024	9	8	-	-	-	-	-	-	-	-	-	-	17	0%	17
	2023	8	9	11	10	10	7	8	8	11	6	7	8	17	↔	103
<b>Domestic and Family - Level 1</b>	2024	12	16	-	-	-	-	-	-	-	-	-	-	28	33%	28
	2023	10	11	14	14	4	3	4	14	4	17	17	17	21	▲	129
<b>Domestic and Family - Level 2</b>	2024	4	5	-	-	-	-	-	-	-	-	-	-	9	9	9
	2023	-	-	2	2	2	2	1	2	7	1	2	6	0	↔	27
<b>Felonies and Related Matters</b>	2024	64	49	-	-	-	-	-	-	-	-	-	-	113	-24%	113
	2023	61	88	40	88	107	78	79	129	66	91	49	71	149	▼	947
<b>General Civil - Level 1</b>	2024	-	2	-	-	-	-	-	-	-	-	-	-	2	100%	2
	2023	1	-	3	1	1	1	1	2	1	1	-	1	1	▲	13
<b>General Civil - Level 2</b>	2024	13	14	-	-	-	-	-	-	-	-	-	-	27	-25%	27
	2023	14	22	24	21	20	19	14	20	15	27	18	13	36	▼	227
<b>General Civil - Level 3</b>	2024	150	103	-	-	-	-	-	-	-	-	-	-	253	-39%	253
	2023	246	167	131	150	229	107	246	125	125	218	146	143	413	▼	2,033
<b>Miscellaneous Civil</b>	2024	223	240	-	-	-	-	-	-	-	-	-	-	463	-17%	463
	2023	303	254	280	236	175	146	146	179	160	186	194	167	557	▼	2,426
<b>Misdemeanor</b>	2024	25	34	-	-	-	-	-	-	-	-	-	-	59	-21%	59
	2023	34	41	30	36	45	27	37	55	53	25	33	50	75	▼	466
<b>Other</b>	2024	57	54	-	-	-	-	-	-	-	-	-	-	111	-39%	111
	2023	79	103	119	75	72	71	56	70	52	87	52	28	182	▼	864
<b>Other Criminally Related Matters</b>	2024	22	19	-	-	-	-	-	-	-	-	-	-	41	-37%	41
	2023	18	47	34	38	34	27	13	26	13	16	14	12	65	▼	292
<b>Probates/Wills &amp; Trusts - Level 1</b>	2024	-	-	-	-	-	-	-	-	-	-	-	-	0	-100%	0
	2023	-	3	1	1	-	-	-	-	1	-	-	1	3	▼	7
<b>Probates/Wills &amp; Trusts - Level 2</b>	2024	5	4	-	-	-	-	-	-	-	-	-	-	9	50%	9
	2023	3	3	5	6	1	2	4	3	2	3	4	2	6	▲	38
<b>Protective Orders</b>	2024	-	-	-	-	-	-	-	-	-	-	-	-	0	-100%	0
	2023	1	3	6	1	-	-	-	-	-	-	-	-	4	▼	11
<b>Uncontested Divorce</b>	2024	21	19	-	-	-	-	-	-	-	-	-	-	40	33%	40
	2023	12	18	24	21	16	18	21	16	11	21	12	19	30	▲	209

This report reflects data in the case management system. Numbers will update accordingly as reports are refreshed and posted.

# PLN-CCMS-10.01 CASELOAD STATISTICS OF THE CIRCUIT COURTS

Norfolk

January 2023 -- February 2024 Filings


Alexandria and Fairfax Circuit are not Included in State Totals

## Dashboard

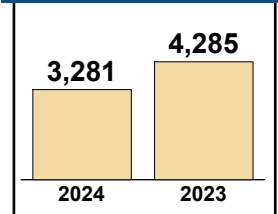
**Court:** Norfolk Circuit  
**Start/End Date:** Jan-23 / Feb-24  
**2023 Average Month:** 1,717  
**Jan-Feb 2023:** 4,285  
**Filings Trending:** ▼

**Circuit/Court ID:** 4 204710  
**Type of Case:** Filings  
**2024 Average Month:** 1,641  
**Jan-Feb 2024 :** 3,281  
**Overall AVG. Month:** 1,706

## Monthly Filings Summary



## Jan --- Feb Filings



## Filings by Division

Divisions		Jan	Feb	Mar	Apr	May	Jun	Jul	Aug	Sep	Oct	Nov	Dec	Thru Feb	% Change	Total
<b>Total</b>	2024	2,023	1,258	-	-	-	-	-	-	-	-	-	-	3,281	-23%	3,281
	2023	2,565	1,720	2,664	1,500	2,471	1,170	1,235	1,561	1,791	1,215	1,141	1,566	4,285	▼	20,599
<b>Civil</b>	2024	382	407	-	-	-	-	-	-	-	-	-	-	789	-2%	789
	2023	399	410	480	382	417	433	374	464	374	407	365	353	809	▼	4,858
<b>Criminal</b>	2024	382	280	-	-	-	-	-	-	-	-	-	-	662	-18%	662
	2023	428	382	414	353	399	369	393	435	335	339	373	359	810	▼	4,579
<b>Concealed Handgun Permits</b>	2024	224	239	-	-	-	-	-	-	-	-	-	-	463	-9%	463
	2023	267	243	314	251	240	186	204	200	182	192	170	193	510	▼	2,642
<b>Miscellaneous/Other</b>	2024	1,033	330	-	-	-	-	-	-	-	-	-	-	1,363	-37%	1,363
	2023	1,469	684	1,455	514	1,414	181	262	460	900	272	233	660	2,153	▼	8,504
<b>Others</b>	2024	2	2	-	-	-	-	-	-	-	-	-	-	4	33%	4
	2023	2	1	1	-	1	1	2	2	-	5	-	1	3	▲	16

## Filings by Case Category

Case Categories		Jan	Feb	Mar	Apr	May	Jun	Jul	Aug	Sep	Oct	Nov	Dec	Thru Feb	% Change	Total
<b>Administrative Law</b>	2024	7	2	-	-	-	-	-	-	-	-	-	-	9	-10%	9
	2023	8	2	3	1	9	1	1	7	8	1	-	4	10	▼	45
<b>Capital Murder</b>	2024	1	-	-	-	-	-	-	-	-	-	-	-	1	1	1
	2023	-	-	-	-	-	-	3	-	-	-	-	-	0	↔	3
<b>Contested Divorce</b>	2024	74	81	-	-	-	-	-	-	-	-	-	-	155	-1%	155
	2023	81	76	97	87	92	87	62	75	71	77	82	82	157	▼	969
<b>Domestic and Family - Level 1</b>	2024	49	46	-	-	-	-	-	-	-	-	-	-	95	17%	95
	2023	42	39	35	11	29	30	15	49	32	24	10	23	81	▲	339
<b>Domestic and Family - Level 2</b>	2024	39	17	-	-	-	-	-	-	-	-	-	-	56	-2%	56
	2023	39	18	38	13	48	7	4	19	34	13	9	23	57	▼	265
<b>Felonies and Related Matters</b>	2024	282	178	-	-	-	-	-	-	-	-	-	-	460	-14%	460
	2023	312	223	265	259	290	234	290	274	217	232	254	258	535	▼	3,108
<b>General Civil - Level 1</b>	2024	4	3	-	-	-	-	-	-	-	-	-	-	7	-30%	7
	2023	7	3	7	6	7	12	1	3	6	3	6	4	10	▼	65
<b>General Civil - Level 2</b>	2024	47	44	-	-	-	-	-	-	-	-	-	-	91	5%	91
	2023	36	51	54	36	43	51	37	62	52	47	41	36	87	▲	546
<b>General Civil - Level 3</b>	2024	139	34	-	-	-	-	-	-	-	-	-	-	173	7%	173
	2023	137	24	156	31	225	55	33	81	134	46	42	72	161	▲	1,036
<b>Miscellaneous Civil</b>	2024	944	489	-	-	-	-	-	-	-	-	-	-	1,433	-36%	1,433
	2023	1,430	821	1,503	705	1,307	330	420	557	887	395	347	695	2,251	▼	9,397
<b>Misdemeanor</b>	2024	60	62	-	-	-	-	-	-	-	-	-	-	122	-41%	122
	2023	85	122	111	60	85	73	61	98	65	59	70	53	207	▼	942
<b>Other</b>	2024	105	62	-	-	-	-	-	-	-	-	-	-	167	-31%	167
	2023	136	107	95	59	55	41	45	37	36	64	51	54	243	▼	780
<b>Other Criminally Related Matters</b>	2024	47	44	-	-	-	-	-	-	-	-	-	-	91	7%	91
	2023	40	45	44	45	34	65	44	70	56	50	54	48	85	▲	595
<b>Probates/Wills &amp; Trusts - Level 1</b>	2024	2	-	-	-	-	-	-	-	-	-	-	-	2	0%	2
	2023	2	-	2	-	6	1	3	2	5	4	2	2	2	↔	29
<b>Probates/Wills &amp; Trusts - Level 2</b>	2024	30	11	-	-	-	-	-	-	-	-	-	-	41	-20%	41
	2023	34	17	35	17	49	5	12	22	23	14	11	29	51	▼	268
<b>Protective Orders</b>	2024	4	6	-	-	-	-	-	-	-	-	-	-	10	67%	10
	2023	3	3	6	-	6	3	6	9	3	5	7	7	6	▲	58
<b>Uncontested Divorce</b>	2024	189	179	-	-	-	-	-	-	-	-	-	-	368	8%	368
	2023	173	169	213	170	186	175	198	196	162	181	155	176	342	▲	2,154

This report reflects data in the case management system. Numbers will update accordingly as reports are refreshed and posted.

# PLN-CCMS-10.01 CASELOAD STATISTICS OF THE CIRCUIT COURTS

Isle of Wight

January 2023 -- February 2024 Filings


Alexandria and Fairfax Circuit are not Included in State Totals

## Dashboard

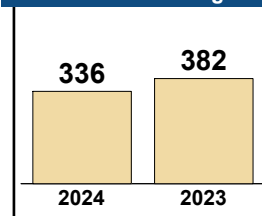
**Court:** Isle of Wight Circuit  
**Start/End Date:** Jan-23 / Feb-24  
**2023 Average Month:** 162  
**Jan-Feb 2023:** 382  
**Filings Trending:** ▼

**Circuit/Court ID:** 5 205093  
**Type of Case:** Filings  
**2024 Average Month:** 168  
**Jan-Feb 2024 :** 336  
**Overall AVG. Month:** 163

## Monthly Filings Summary



## Jan --- Feb Filings



## Filings by Division

Divisions	Jan	Feb	Mar	Apr	May	Jun	Jul	Aug	Sep	Oct	Nov	Dec	Thru Feb	% Change	Total	
<b>Total</b>	181	155	-	-	151	143	151	128	148	118	172	149	145	336	-12%	336
2023	221	161	261	151	143	151	128	148	118	172	149	145	382	▼	1,948	
<b>Civil</b>	19	33	-	-	-	-	-	-	-	-	-	-	52	18%	52	
2023	27	17	23	25	16	24	15	18	16	23	14	24	44	▲	242	
<b>Criminal</b>	55	38	-	-	-	-	-	-	-	-	-	-	93	102%	93	
2023	29	17	65	15	29	43	15	33	25	45	53	36	46	▲	405	
<b>Concealed Handgun Permits</b>	90	63	-	-	-	-	-	-	-	-	-	-	153	-36%	153	
2023	126	112	121	87	70	52	67	70	50	82	65	64	238	▼	966	
<b>Miscellaneous/Other</b>	17	21	-	-	-	-	-	-	-	-	-	-	38	-28%	38	
2023	38	15	52	24	28	31	31	27	27	22	17	21	53	▼	333	
<b>Others</b>	-	-	-	-	-	-	-	-	-	-	-	-	0	-100%	0	
2023	1	-	-	-	-	-	1	-	-	-	-	-	1	▼	2	

## Filings by Case Category

Case Categories	Jan	Feb	Mar	Apr	May	Jun	Jul	Aug	Sep	Oct	Nov	Dec	Thru Feb	% Change	Total
<b>Administrative Law</b>	-	-	-	-	-	-	-	-	-	-	-	-	0	-100%	0
2023	1	-	-	-	-	-	-	-	1	-	-	-	1	▼	2
<b>Contested Divorce</b>	1	1	-	-	-	-	-	-	-	-	-	-	2	-50%	2
2023	2	2	4	5	3	1	1	4	4	7	1	1	4	▼	35
<b>Domestic and Family - Level 1</b>	4	5	-	-	-	-	-	-	-	-	-	-	9	29%	9
2023	7	-	2	2	2	3	1	2	-	-	2	-	7	▲	21
<b>Domestic and Family - Level 2</b>	-	4	-	-	-	-	-	-	-	-	-	-	4	100%	4
2023	2	-	3	-	-	2	-	-	2	-	-	4	2	▲	13
<b>Felonies and Related Matters</b>	36	16	-	-	-	-	-	-	-	-	-	-	52	49%	52
2023	19	16	44	11	23	31	9	22	12	27	36	24	35	▲	274
<b>General Civil - Level 1</b>	-	-	-	-	-	-	1	-	-	-	-	-	0	0	0
2023	-	-	-	-	-	1	-	-	-	-	-	1	1	↔	3
<b>General Civil - Level 2</b>	7	6	-	-	-	-	-	-	-	-	-	-	13	63%	13
2023	4	4	5	3	2	3	2	1	-	4	2	1	8	▲	31
<b>General Civil - Level 3</b>	3	4	-	-	-	-	-	-	-	-	-	-	7	0%	7
2023	5	2	1	5	3	4	7	3	1	3	2	4	7	↔	40
<b>Miscellaneous Civil</b>	106	82	-	-	-	-	-	-	-	-	-	-	188	-29%	188
2023	146	120	150	101	86	76	84	88	67	95	76	77	266	▼	1,166
<b>Misdemeanor</b>	13	17	-	-	-	-	-	-	-	-	-	-	30	500%	30
2023	5	-	8	3	4	2	3	5	5	15	11	5	5	▲	66
<b>Other</b>	-	-	-	-	-	-	-	-	-	-	-	-	0	-100%	0
2023	18	7	21	12	10	8	11	8	11	8	6	5	25	▼	125
<b>Other Criminally Related Matters</b>	6	5	-	-	-	-	-	-	-	-	-	-	11	22%	11
2023	6	3	13	1	3	10	3	6	8	4	6	7	9	▲	70
<b>Probates/Wills &amp; Trusts - Level 1</b>	-	-	-	-	-	-	-	-	-	-	-	-	0	0	0
2023	-	-	-	-	-	-	-	-	-	-	-	2	0	↔	2
<b>Probates/Wills &amp; Trusts - Level 2</b>	2	2	-	-	-	-	-	-	-	-	-	-	4	100%	4
2023	1	1	2	-	1	1	-	-	1	1	1	6	2	▲	15
<b>Uncontested Divorce</b>	3	13	-	-	-	-	-	-	-	-	-	-	16	45%	16
2023	5	6	8	8	6	9	7	9	6	8	5	8	11	▲	85

This report reflects data in the case management system. Numbers will update accordingly as reports are refreshed and posted.



# PLN-CCMS-10.01 CASELOAD STATISTICS OF THE CIRCUIT COURTS

Southampton

January 2023 -- February 2024 Filings


Alexandria and Fairfax Circuit are not Included in State Totals

## Dashboard

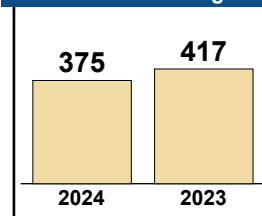
**Court:** Southampton Circuit  
**Start/End Date:** Jan-23 / Feb-24  
**2023 Average Month:** 177  
**Jan-Feb 2023:** 417  
**Filings Trending:** ▼

**Circuit/Court ID:** 5 205175  
**Type of Case:** Filings  
**2024 Average Month:** 188  
**Jan-Feb 2024 :** 375  
**Overall AVG. Month:** 179

## Monthly Filings Summary



## Jan --- Feb Filings



## Filings by Division

Divisions		Jan	Feb	Mar	Apr	May	Jun	Jul	Aug	Sep	Oct	Nov	Dec	Thru Feb	% Change	Total
<b>Total</b>	2024	179	196	-	-	-	-	-	-	-	-	-	-	375	-10%	375
	2023	212	205	218	210	199	126	178	189	147	159	130	152	417	▼	2,125
<b>Civil</b>	2024	15	24	-	-	-	-	-	-	-	-	-	-	39	39%	39
	2023	13	15	14	34	16	14	22	27	18	12	17	15	28	▲	217
<b>Criminal</b>	2024	83	91	-	-	-	-	-	-	-	-	-	-	174	-10%	174
	2023	91	102	87	104	105	51	98	79	57	66	65	63	193	▼	968
<b>Concealed Handgun Permits</b>	2024	42	57	-	-	-	-	-	-	-	-	-	-	99	-29%	99
	2023	80	60	87	44	43	36	31	48	37	52	32	53	140	▼	603
<b>Miscellaneous/ Other</b>	2024	39	24	-	-	-	-	-	-	-	-	-	-	63	13%	63
	2023	28	28	30	28	35	25	27	34	35	29	16	21	56	▲	336
<b>Others</b>	2024	-	-	-	-	-	-	-	-	-	-	-	-	0	0	0
	2023	-	-	-	-	-	-	-	1	-	-	-	-	0	↔	1

## Filings by Case Category

Case Categories		Jan	Feb	Mar	Apr	May	Jun	Jul	Aug	Sep	Oct	Nov	Dec	Thru Feb	% Change	Total
<b>Administrative Law</b>	2024	-	-	-	-	-	-	-	-	-	-	-	-	0	0	0
	2023	-	-	-	-	-	-	-	1	-	-	-	-	0	↔	1
<b>Contested Divorce</b>	2024	1	1	-	-	-	-	-	-	-	-	-	-	2	-67%	2
	2023	2	4	1	3	-	1	2	2	3	1	2	2	6	▼	23
<b>Domestic and Family - Level 1</b>	2024	-	1	-	-	-	-	-	-	-	-	-	-	1	1	1
	2023	-	-	1	1	2	-	1	3	-	1	1	-	0	↔	10
<b>Domestic and Family - Level 2</b>	2024	-	-	-	-	-	-	-	-	-	-	-	-	0	0	0
	2023	-	-	-	1	-	-	1	1	1	1	-	-	0	↔	5
<b>Felonies and Related Matters</b>	2024	65	44	-	-	-	-	-	-	-	-	-	-	109	-14%	109
	2023	65	62	60	53	72	28	64	45	41	26	50	33	127	▼	599
<b>General Civil - Level 1</b>	2024	-	-	-	-	-	-	-	-	-	-	-	-	0	-100%	0
	2023	-	1	-	1	-	1	-	-	-	1	-	-	1	▼	4
<b>General Civil - Level 2</b>	2024	3	4	-	-	-	-	-	-	-	-	-	-	7	40%	7
	2023	1	4	4	3	5	2	1	8	4	2	2	6	5	▲	42
<b>General Civil - Level 3</b>	2024	7	12	-	-	-	-	-	-	-	-	-	-	19	138%	19
	2023	6	2	-	18	2	5	10	5	3	3	5	3	8	▲	62
<b>Miscellaneous Civil</b>	2024	57	69	-	-	-	-	-	-	-	-	-	-	126	-25%	126
	2023	92	75	104	61	59	47	44	62	53	68	40	63	167	▼	768
<b>Misdemeanor</b>	2024	13	24	-	-	-	-	-	-	-	-	-	-	37	-18%	37
	2023	16	29	14	37	22	15	15	27	9	16	11	20	45	▼	231
<b>Other</b>	2024	25	12	-	-	-	-	-	-	-	-	-	-	37	37%	37
	2023	16	11	14	12	18	17	16	22	19	14	13	12	27	▲	184
<b>Other Criminally Related Matters</b>	2024	5	23	-	-	-	-	-	-	-	-	-	-	28	33%	28
	2023	10	11	13	14	11	8	19	8	7	24	4	10	21	▲	139
<b>Probates/Wills &amp; Trusts - Level 1</b>	2024	-	-	-	-	-	-	-	-	-	-	-	-	0	0	0
	2023	-	-	-	-	-	-	-	-	2	-	-	1	0	↔	3
<b>Probates/Wills &amp; Trusts - Level 2</b>	2024	-	-	-	-	-	-	-	-	-	-	-	-	0	-100%	0
	2023	-	1	-	-	2	-	-	-	-	-	-	-	1	▼	3
<b>Protective Orders</b>	2024	-	-	-	-	-	-	-	-	-	-	-	-	0	-100%	0
	2023	1	-	-	2	-	-	-	-	-	-	-	-	1	▼	3
<b>Uncontested Divorce</b>	2024	3	6	-	-	-	-	-	-	-	-	-	-	9	13%	9
	2023	3	5	7	4	6	2	5	5	5	2	2	2	8	▲	48

This report reflects data in the case management system. Numbers will update accordingly as reports are refreshed and posted.

# PLN-CCMS-10.01 CASELOAD STATISTICS OF THE CIRCUIT COURTS

Suffolk

January 2023 -- February 2024 Filings


Alexandria and Fairfax Circuit are not Included in State Totals

## Dashboard

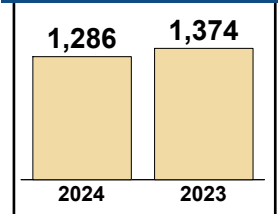
**Court:** Suffolk Circuit  
**Start/End Date:** Jan-23 / Feb-24  
**2023 Average Month:** 618  
**Jan-Feb 2023:** 1,374  
**Filings Trending:** ▼

**Circuit/Court ID:** 5 205800  
**Type of Case:** Filings  
**2024 Average Month:** 643  
**Jan-Feb 2024 :** 1,286  
**Overall AVG. Month:** 622

## Monthly Filings Summary



## Jan --- Feb Filings



## Filings by Division

Divisions		Jan	Feb	Mar	Apr	May	Jun	Jul	Aug	Sep	Oct	Nov	Dec	Thru Feb	% Change	Total
<b>Total</b>	2024	680	606	-	-	-	-	-	-	-	-	-	-	1,286	-6%	1,286
	2023	808	566	686	566	668	830	498	632	592	582	571	421	1,374	▼	7,420
<b>Civil</b>	2024	64	86	-	-	-	-	-	-	-	-	-	-	150	14%	150
	2023	68	64	88	67	91	82	65	68	88	73	62	51	132	▲	867
<b>Criminal</b>	2024	317	251	-	-	-	-	-	-	-	-	-	-	568	-3%	568
	2023	372	213	264	203	330	499	211	334	286	285	290	140	585	▼	3,427
<b>Concealed Handgun Permits</b>	2024	175	174	-	-	-	-	-	-	-	-	-	-	349	-19%	349
	2023	246	187	232	198	139	152	156	138	129	142	152	144	433	▼	2,015
<b>Miscellaneous/Other</b>	2024	123	92	-	-	-	-	-	-	-	-	-	-	215	-4%	215
	2023	121	102	101	98	108	96	66	91	89	81	66	86	223	▼	1,105
<b>Others</b>	2024	1	3	-	-	-	-	-	-	-	-	-	-	4	300%	4
	2023	1	-	1	-	-	1	-	1	-	1	1	-	1	▲	6

## Filings by Case Category

Case Categories		Jan	Feb	Mar	Apr	May	Jun	Jul	Aug	Sep	Oct	Nov	Dec	Thru Feb	% Change	Total
<b>Administrative Law</b>	2024	-	-	-	-	-	-	-	-	-	-	-	-	0	-100%	0
	2023	1	-	-	-	-	-	-	1	-	-	-	1	1	▼	3
<b>Capital Murder</b>	2024	-	-	-	-	-	-	-	-	-	-	-	-	0	-100%	0
	2023	1	-	-	-	-	-	-	2	-	-	-	-	1	▼	3
<b>Contested Divorce</b>	2024	6	10	-	-	-	-	-	-	-	-	-	-	16	-27%	16
	2023	12	10	7	6	7	9	4	5	11	9	8	7	22	▼	95
<b>Domestic and Family - Level 1</b>	2024	8	10	-	-	-	-	-	-	-	-	-	-	18	64%	18
	2023	7	4	6	5	5	6	4	2	10	6	7	5	11	▲	67
<b>Domestic and Family - Level 2</b>	2024	4	11	-	-	-	-	-	-	-	-	-	-	15	-12%	15
	2023	11	6	15	7	10	11	8	6	7	5	5	4	17	▼	95
<b>Felonies and Related Matters</b>	2024	217	138	-	-	-	-	-	-	-	-	-	-	355	-3%	355
	2023	220	146	162	113	132	410	139	218	173	189	157	81	366	▼	2,140
<b>General Civil - Level 1</b>	2024	-	-	-	-	-	-	-	-	-	-	-	-	0	-100%	0
	2023	1	-	-	-	2	2	1	-	1	2	1	-	1	▼	10
<b>General Civil - Level 2</b>	2024	10	16	-	-	-	-	-	-	-	-	-	-	26	13%	26
	2023	8	15	20	15	17	15	12	15	20	22	10	5	23	▲	174
<b>General Civil - Level 3</b>	2024	17	7	-	-	-	-	-	-	-	-	-	-	24	33%	24
	2023	10	8	12	4	11	7	13	14	12	10	9	8	18	▲	118
<b>Miscellaneous Civil</b>	2024	217	222	-	-	-	-	-	-	-	-	-	-	439	-16%	439
	2023	299	225	275	245	185	191	196	185	168	183	186	183	524	▼	2,521
<b>Misdemeanor</b>	2024	79	90	-	-	-	-	-	-	-	-	-	-	169	-7%	169
	2023	127	55	74	83	185	71	55	98	92	65	116	41	182	▼	1,062
<b>Other</b>	2024	81	48	-	-	-	-	-	-	-	-	-	-	129	-1%	129
	2023	69	61	56	53	61	55	32	45	52	40	37	44	130	▼	605
<b>Other Criminally Related Matters</b>	2024	22	23	-	-	-	-	-	-	-	-	-	-	45	25%	45
	2023	24	12	28	10	21	19	17	16	21	31	17	18	36	▲	234
<b>Probates/Wills &amp; Trusts - Level 1</b>	2024	1	1	-	-	-	-	-	-	-	-	-	-	2	-33%	2
	2023	2	1	-	1	-	-	-	-	-	-	-	-	3	▼	4
<b>Probates/Wills &amp; Trusts - Level 2</b>	2024	2	9	-	-	-	-	-	-	-	-	-	-	11	450%	11
	2023	-	2	6	4	8	5	4	4	1	5	6	4	2	▲	49
<b>Uncontested Divorce</b>	2024	16	21	-	-	-	-	-	-	-	-	-	-	37	0%	37
	2023	16	21	25	20	24	29	13	21	24	15	12	20	37	↔	240

This report reflects data in the case management system. Numbers will update accordingly as reports are refreshed and posted.

# PLN-CCMS-10.01 CASELOAD STATISTICS OF THE CIRCUIT COURTS

**Brunswick**

January 2023 -- February 2024 Filings


Alexandria and Fairfax Circuit are not Included in State Totals

## Dashboard

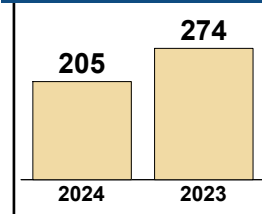
**Court:** Brunswick Circuit  
**Start/End Date:** Jan-23 / Feb-24  
**2023 Average Month:** 101  
**Jan-Feb 2023:** 274  
**Filings Trending:** ▼

**Circuit/Court ID:** 6 206025  
**Type of Case:** Filings  
**2024 Average Month:** 103  
**Jan-Feb 2024 :** 205  
**Overall AVG. Month:** 101

## Monthly Filings Summary



## Jan --- Feb Filings



## Filings by Division

Divisions		Jan	Feb	Mar	Apr	May	Jun	Jul	Aug	Sep	Oct	Nov	Dec	Thru Feb	% Change	Total
<b>Total</b>	2024	91	114	-	-	-	-	-	-	-	-	-	-	205	-25%	205
	2023	123	151	77	112	86	85	79	152	78	86	107	76	274	▼	1,212
<b>Civil</b>	2024	3	7	-	-	-	-	-	-	-	-	-	-	10	-17%	10
	2023	7	5	7	15	4	6	7	5	3	10	13	12	12	▼	94
<b>Criminal</b>	2024	41	56	-	-	-	-	-	-	-	-	-	-	97	-35%	97
	2023	59	91	40	46	46	40	37	86	43	34	37	40	150	▼	599
<b>Concealed Handgun Permits</b>	2024	37	33	-	-	-	-	-	-	-	-	-	-	70	-26%	70
	2023	51	43	12	30	17	28	22	45	23	16	42	15	94	▼	344
<b>Miscellaneous/Other</b>	2024	10	18	-	-	-	-	-	-	-	-	-	-	28	56%	28
	2023	6	12	18	21	19	11	13	13	9	26	15	9	18	▲	172
<b>Others</b>	2024	-	-	-	-	-	-	-	-	-	-	-	-	0	0	0
	2023	-	-	-	-	-	-	-	3	-	-	-	-	0	↔	3

## Filings by Case Category

Case Categories		Jan	Feb	Mar	Apr	May	Jun	Jul	Aug	Sep	Oct	Nov	Dec	Thru Feb	% Change	Total
<b>Contested Divorce</b>	2024	-	2	-	-	-	-	-	-	-	-	-	-	2	100%	2
	2023	-	1	2	1	1	1	1	1	-	-	-	-	1	▲	8
<b>Domestic and Family - Level 1</b>	2024	-	-	-	-	-	-	-	-	-	-	-	-	0	-100%	0
	2023	2	-	-	9	-	-	-	2	-	4	-	3	2	▼	20
<b>Domestic and Family - Level 2</b>	2024	-	-	-	-	-	-	-	-	-	-	-	-	0	-100%	0
	2023	1	-	-	-	-	-	-	-	-	1	1	-	1	▼	3
<b>Felonies and Related Matters</b>	2024	14	30	-	-	-	-	-	-	-	-	-	-	44	-55%	44
	2023	32	65	24	20	20	25	16	51	21	9	13	9	97	▼	305
<b>General Civil - Level 1</b>	2024	-	-	-	-	-	-	-	-	-	-	-	-	0	0	0
	2023	-	-	-	-	2	-	-	-	-	1	-	1	0	↔	4
<b>General Civil - Level 2</b>	2024	-	1	-	-	-	-	-	-	-	-	-	-	1	-50%	1
	2023	1	1	1	2	2	2	-	1	1	1	2	2	2	▼	16
<b>General Civil - Level 3</b>	2024	-	1	-	-	-	-	-	-	-	-	-	-	1	-75%	1
	2023	2	2	1	1	-	1	2	-	1	1	2	2	4	▼	15
<b>Miscellaneous Civil</b>	2024	46	39	-	-	-	-	-	-	-	-	-	-	85	-20%	85
	2023	54	52	21	37	26	37	33	54	26	33	47	20	106	▼	440
<b>Misdemeanor</b>	2024	24	23	-	-	-	-	-	-	-	-	-	-	47	-2%	47
	2023	23	25	8	16	14	9	16	26	19	18	17	9	48	▼	200
<b>Other</b>	2024	1	10	-	-	-	-	-	-	-	-	-	-	11	83%	11
	2023	2	4	10	14	7	1	3	7	6	10	10	3	6	▲	77
<b>Other Criminally Related Matters</b>	2024	3	3	-	-	-	-	-	-	-	-	-	-	6	20%	6
	2023	4	1	8	10	12	6	5	9	4	7	13	27	5	▲	106
<b>Probates/Wills &amp; Trusts - Level 2</b>	2024	-	1	-	-	-	-	-	-	-	-	-	-	1	1	1
	2023	-	-	-	-	1	-	2	-	-	-	-	-	0	↔	3
<b>Protective Orders</b>	2024	-	1	-	-	-	-	-	-	-	-	-	-	1	1	1
	2023	-	-	-	-	-	-	-	-	-	-	-	-	0	↔	0
<b>Uncontested Divorce</b>	2024	3	3	-	-	-	-	-	-	-	-	-	-	6	200%	6
	2023	2	-	2	2	1	3	1	1	-	1	2	-	2	▲	15

This report reflects data in the case management system. Numbers will update accordingly as reports are refreshed and posted.

# PLN-CCMS-10.01 CASELOAD STATISTICS OF THE CIRCUIT COURTS

Greenville

January 2023 -- February 2024 Filings


Alexandria and Fairfax Circuit are not Included in State Totals

## Dashboard

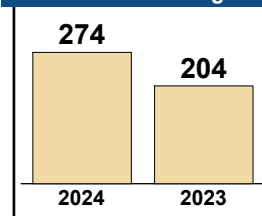
**Court:** Greenville Circuit  
**Start/End Date:** Jan-23 / Feb-24  
**2023 Average Month:** 107  
**Jan-Feb 2023:** 204  
**Filings Trending:** ▲

**Circuit/Court ID:** 6 206081  
**Type of Case:** Filings  
**2024 Average Month:** 137  
**Jan-Feb 2024 :** 274  
**Overall AVG. Month:** 111

## Monthly Filings Summary



## Jan --- Feb Filings



## Filings by Division

Divisions		Jan	Feb	Mar	Apr	May	Jun	Jul	Aug	Sep	Oct	Nov	Dec	Thru Feb	% Change	Total
<b>Total</b>	2024	148	126	-	-	-	-	-	-	-	-	-	-	274	34%	274
	2023	116	88	149	92	89	105	75	110	165	87	119	83	204	▲	1,278
<b>Civil</b>	2024	10	10	-	-	-	-	-	-	-	-	-	-	20	82%	20
	2023	4	7	12	5	10	13	7	16	9	10	6	6	11	▲	105
<b>Criminal</b>	2024	98	68	-	-	-	-	-	-	-	-	-	-	166	69%	166
	2023	58	40	88	41	40	62	47	37	114	41	89	60	98	▲	717
<b>Concealed Handgun Permits</b>	2024	27	21	-	-	-	-	-	-	-	-	-	-	48	-20%	48
	2023	32	28	28	24	20	20	17	27	23	18	13	8	60	▼	258
<b>Miscellaneous/ Other</b>	2024	13	27	-	-	-	-	-	-	-	-	-	-	40	14%	40
	2023	22	13	21	21	18	10	4	30	18	18	11	9	35	▲	195
<b>Others</b>	2024	-	-	-	1	1	-	-	-	-	-	-	-	0	0	0
	2023	-	-	-	-	1	-	-	-	1	-	-	-	0	↔	3

## Filings by Case Category

Case Categories		Jan	Feb	Mar	Apr	May	Jun	Jul	Aug	Sep	Oct	Nov	Dec	Thru Feb	% Change	Total
<b>Administrative Law</b>	2024	-	-	-	-	-	-	-	-	-	-	-	-	0	0	0
	2023	-	-	-	-	-	-	-	-	-	-	-	1	0	↔	1
<b>Capital Murder</b>	2024	-	-	-	-	-	-	-	-	-	-	-	-	0	0	0
	2023	-	-	1	-	1	-	-	-	-	-	-	-	0	↔	2
<b>Contested Divorce</b>	2024	1	2	-	-	-	-	-	-	-	-	-	-	3	50%	3
	2023	-	2	-	-	2	2	-	-	-	-	-	1	2	▲	7
<b>Domestic and Family - Level 1</b>	2024	-	-	-	-	-	-	-	-	-	-	-	-	0	-100%	0
	2023	-	1	2	1	-	-	1	3	2	2	-	-	1	▼	12
<b>Domestic and Family - Level 2</b>	2024	-	1	-	-	-	-	-	-	-	-	-	-	1	0%	1
	2023	1	-	1	-	-	4	-	-	-	2	-	1	1	↔	9
<b>Felonies and Related Matters</b>	2024	70	33	-	-	-	-	-	-	-	-	-	-	103	66%	103
	2023	35	27	55	25	30	44	24	21	65	28	59	44	62	▲	457
<b>General Civil - Level 1</b>	2024	-	1	-	-	-	-	-	-	-	-	-	-	1	1	1
	2023	-	-	-	-	-	-	-	-	-	1	-	-	0	↔	1
<b>General Civil - Level 2</b>	2024	6	3	-	-	-	-	-	-	-	-	-	-	9	200%	9
	2023	2	1	3	1	3	3	2	3	3	1	1	-	3	▲	23
<b>General Civil - Level 3</b>	2024	2	2	-	-	-	-	-	-	-	-	-	-	4	33%	4
	2023	2	1	-	-	2	-	1	6	5	3	1	-	3	▲	21
<b>Miscellaneous Civil</b>	2024	29	27	-	-	-	-	-	-	-	-	-	-	56	-26%	56
	2023	44	32	39	28	26	26	20	41	27	24	18	13	76	▼	338
<b>Misdemeanor</b>	2024	23	26	-	-	-	-	-	-	-	-	-	-	49	113%	49
	2023	13	10	15	14	9	17	14	9	40	11	28	13	23	▲	193
<b>Other</b>	2024	8	20	-	-	-	-	-	-	-	-	-	-	28	75%	28
	2023	8	8	11	18	14	5	2	18	14	10	5	4	16	▲	117
<b>Other Criminally Related Matters</b>	2024	7	9	-	-	-	-	-	-	-	-	-	-	16	23%	16
	2023	10	3	17	2	1	1	9	7	9	4	2	4	13	▲	69
<b>Probates/Wills &amp; Trusts - Level 2</b>	2024	1	-	-	-	-	-	-	-	-	-	-	-	1	1	1
	2023	-	-	1	-	-	-	-	-	-	-	-	-	0	↔	1
<b>Uncontested Divorce</b>	2024	1	2	-	-	-	-	-	-	-	-	-	-	3	-25%	3
	2023	1	3	4	3	1	3	2	2	-	1	5	2	4	▼	27

This report reflects data in the case management system. Numbers will update accordingly as reports are refreshed and posted.

# PLN-CCMS-10.01 CASELOAD STATISTICS OF THE CIRCUIT COURTS

Prince George

January 2023 -- February 2024 Filings


Alexandria and Fairfax Circuit are not Included in State Totals

## Dashboard

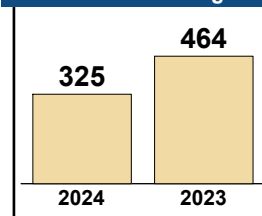
**Court:** Prince George Circuit  
**Start/End Date:** Jan-23 / Feb-24  
**2023 Average Month:** 188  
**Jan-Feb 2023:** 464  
**Filings Trending:** ▼

**Circuit/Court ID:** 6 206149  
**Type of Case:** Filings  
**2024 Average Month:** 163  
**Jan-Feb 2024 :** 325  
**Overall AVG. Month:** 184

## Monthly Filings Summary



## Jan --- Feb Filings



## Filings by Division

Divisions		Jan	Feb	Mar	Apr	May	Jun	Jul	Aug	Sep	Oct	Nov	Dec	Thru Feb	% Change	Total
<b>Total</b>	2024	157	168	-	-	-	-	-	-	-	-	-	-	325	-30%	325
	2023	255	209	275	151	202	176	162	142	158	167	180	177	464	▼	2,254
<b>Civil</b>	2024	16	24	-	-	-	-	-	-	-	-	-	-	40	-7%	40
	2023	28	15	32	24	18	23	18	15	16	15	26	30	43	▼	260
<b>Criminal</b>	2024	52	72	-	-	-	-	-	-	-	-	-	-	124	-35%	124
	2023	105	87	115	48	102	60	74	62	84	74	82	88	192	▼	981
<b>Concealed Handgun Permits</b>	2024	80	57	-	-	-	-	-	-	-	-	-	-	137	-35%	137
	2023	113	97	106	71	64	79	60	50	47	66	61	46	210	▼	860
<b>Miscellaneous/Other</b>	2024	9	15	-	-	-	-	-	-	-	-	-	-	24	26%	24
	2023	9	10	22	8	18	14	10	14	11	12	11	13	19	▲	152
<b>Others</b>	2024	-	-	-	-	-	-	-	-	-	-	-	-	0	0	0
	2023	-	-	-	-	-	-	-	1	-	-	-	-	0	↔	1

## Filings by Case Category

Case Categories		Jan	Feb	Mar	Apr	May	Jun	Jul	Aug	Sep	Oct	Nov	Dec	Thru Feb	% Change	Total
<b>Contested Divorce</b>	2024	3	5	-	-	-	-	-	-	-	-	-	-	8	100%	8
	2023	3	1	4	9	2	2	4	5	3	2	2	1	4	▲	38
<b>Domestic and Family - Level 1</b>	2024	1	3	-	-	-	-	-	-	-	-	-	-	4	0%	4
	2023	3	1	2	5	-	5	3	1	1	3	5	9	4	↔	38
<b>Domestic and Family - Level 2</b>	2024	1	-	-	-	-	-	-	-	-	-	-	-	1	-75%	1
	2023	3	1	1	-	-	1	-	-	-	-	1	2	4	▼	9
<b>Felonies and Related Matters</b>	2024	31	34	-	-	-	-	-	-	-	-	-	-	65	-32%	65
	2023	51	44	74	27	65	39	53	42	57	49	57	60	95	▼	618
<b>General Civil - Level 1</b>	2024	-	1	-	-	-	-	-	-	-	-	-	-	1	1	1
	2023	-	-	-	-	2	1	-	-	2	-	-	1	0	↔	6
<b>General Civil - Level 2</b>	2024	2	6	-	-	-	-	-	-	-	-	-	-	8	-11%	8
	2023	5	4	6	1	6	6	3	1	3	4	5	8	9	▼	52
<b>General Civil - Level 3</b>	2024	4	-	-	-	-	-	-	-	-	-	-	-	4	-64%	4
	2023	9	2	5	-	2	5	4	3	1	4	3	1	11	▼	39
<b>Miscellaneous Civil</b>	2024	89	71	-	-	-	-	-	-	-	-	-	-	160	-30%	160
	2023	122	106	127	79	78	92	70	64	57	75	71	59	228	▼	1,000
<b>Misdemeanor</b>	2024	17	32	-	-	-	-	-	-	-	-	-	-	49	-45%	49
	2023	49	40	38	17	34	19	16	14	24	22	23	22	89	▼	318
<b>Other</b>	2024	-	-	-	-	-	-	-	-	-	-	-	-	0	-100%	0
	2023	2	-	-	-	1	-	-	1	-	-	-	1	2	▼	5
<b>Other Criminally Related Matters</b>	2024	4	6	-	-	-	-	-	-	-	-	-	-	10	25%	10
	2023	5	3	3	4	4	3	5	6	3	3	2	7	8	▲	48
<b>Probates/Wills &amp; Trusts - Level 1</b>	2024	-	-	-	-	-	-	-	-	-	-	-	-	0	-100%	0
	2023	-	1	-	-	-	-	-	-	-	-	-	-	1	▼	1
<b>Probates/Wills &amp; Trusts - Level 2</b>	2024	-	3	-	-	-	-	-	-	-	-	-	-	3	50%	3
	2023	-	2	-	1	1	-	-	1	-	-	-	1	2	▲	6
<b>Protective Orders</b>	2024	-	1	-	-	-	-	-	-	-	-	-	-	1	1	1
	2023	-	-	-	-	-	-	-	-	-	-	-	3	0	↔	3
<b>Uncontested Divorce</b>	2024	5	6	-	-	-	-	-	-	-	-	-	-	11	57%	11
	2023	3	4	15	8	7	3	4	4	7	5	10	3	7	▲	73

This report reflects data in the case management system. Numbers will update accordingly as reports are refreshed and posted.

# PLN-CCMS-10.01 CASELOAD STATISTICS OF THE CIRCUIT COURTS

Surry

January 2023 -- February 2024 Filings

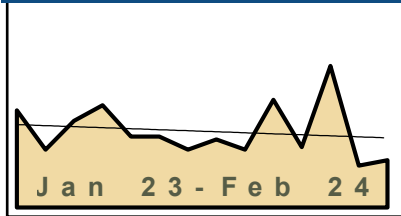
Alexandria and Fairfax Circuit are not Included in State Totals

## Dashboard

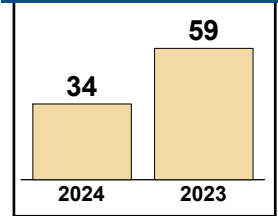
**Court:** Surry Circuit  
**Start/End Date:** Jan-23 / Feb-24  
**2023 Average Month:** 31  
**Jan-Feb 2023:** 59  
**Filings Trending:** ▼

**Circuit/Court ID:** 6 206181  
**Type of Case:** Filings  
**2024 Average Month:** 17  
**Jan-Feb 2024 :** 34  
**Overall AVG. Month:** 29

## Monthly Filings Summary



## Jan --- Feb Filings



## Filings by Division

Divisions		Jan	Feb	Mar	Apr	May	Jun	Jul	Aug	Sep	Oct	Nov	Dec	Thru Feb	% Change	Total
<b>Total</b>	2024	16	18	-	-	-	-	-	-	-	-	-	-	34	-42%	34
	2023	37	22	33	39	27	27	22	26	22	41	23	54	59	▼	373
<b>Civil</b>	2024	1	2	-	-	-	-	-	-	-	-	-	-	3	0%	3
	2023	3	-	3	6	3	3	2	3	3	3	1	2	3	↔	32
<b>Criminal</b>	2024	-	1	-	-	-	-	-	-	-	-	-	-	1	-90%	1
	2023	2	8	8	2	8	7	3	9	4	21	1	30	10	▼	103
<b>Concealed Handgun Permits</b>	2024	13	14	-	-	-	-	-	-	-	-	-	-	27	-33%	27
	2023	28	12	20	27	12	11	12	11	13	13	12	16	40	▼	187
<b>Miscellaneous/ Other</b>	2024	2	1	-	-	-	-	-	-	-	-	-	-	3	-50%	3
	2023	4	2	2	4	4	6	5	3	2	4	9	6	6	▼	51

## Filings by Case Category

Case Categories		Jan	Feb	Mar	Apr	May	Jun	Jul	Aug	Sep	Oct	Nov	Dec	Thru Feb	% Change	Total
<b>Contested Divorce</b>	2024	1	-	-	-	-	-	-	-	-	-	-	-	1	1	1
	2023	-	-	-	-	-	-	-	-	-	1	-	-	0	↔	1
<b>Domestic and Family - Level 1</b>	2024	-	-	-	-	-	-	-	-	-	-	-	-	0	0	0
	2023	-	-	2	-	-	-	-	1	-	1	-	1	0	↔	5
<b>Domestic and Family - Level 2</b>	2024	-	-	-	-	-	-	-	-	-	-	-	-	0	0	0
	2023	-	-	-	-	-	1	-	-	-	-	-	-	0	↔	1
<b>Felonies and Related Matters</b>	2024	-	-	-	-	-	-	-	-	-	-	-	-	0	-100%	0
	2023	2	7	6	-	7	4	-	4	1	15	-	27	9	▼	73
<b>General Civil - Level 2</b>	2024	-	2	-	-	-	-	-	-	-	-	-	-	2	100%	2
	2023	1	-	1	4	-	1	1	-	-	-	-	1	1	▲	9
<b>General Civil - Level 3</b>	2024	-	-	-	-	-	-	-	-	-	-	-	-	0	-100%	0
	2023	1	-	-	2	1	1	-	1	-	1	1	1	1	▼	9
<b>Miscellaneous Civil</b>	2024	15	15	-	-	-	-	-	-	-	-	-	-	30	-33%	30
	2023	31	14	22	29	15	17	17	13	15	17	20	22	45	▼	232
<b>Misdemeanor</b>	2024	-	-	-	-	-	-	-	-	-	-	-	-	0	-100%	0
	2023	-	1	2	1	1	3	3	4	3	6	1	2	1	▼	27
<b>Other</b>	2024	-	-	-	-	-	-	-	-	-	-	-	-	0	0	0
	2023	-	-	-	1	-	-	-	-	-	-	-	-	0	↔	1
<b>Other Criminally Related Matters</b>	2024	-	1	-	-	-	-	-	-	-	-	-	-	1	1	1
	2023	-	-	-	1	-	-	-	1	-	-	-	1	0	↔	3
<b>Probates/Wills &amp; Trusts - Level 2</b>	2024	-	-	-	-	-	-	-	-	-	-	-	-	0	-100%	0
	2023	1	-	-	-	-	-	-	-	-	-	-	-	1	▼	1
<b>Protective Orders</b>	2024	-	-	-	-	-	-	-	-	-	-	-	-	0	0	0
	2023	-	-	-	-	-	-	-	1	-	-	-	-	0	↔	1
<b>Uncontested Divorce</b>	2024	-	-	-	-	-	-	-	-	-	-	-	-	0	-100%	0
	2023	1	-	-	1	3	-	1	1	3	-	-	-	1	▼	10


This report reflects data in the case management system. Numbers will update accordingly as reports are refreshed and posted.

Dashboard

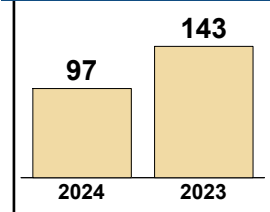
**Court:** Sussex Circuit  
**Start/End Date:** Jan-23 / Feb-24  
**2023 Average Month:** 62  
**Jan-Feb 2023:** 143  
**Filings Trending:** ▼

**Circuit/Court ID:** 6 206183  
**Type of Case:** Filings  
**2024 Average Month:** 49  
**Jan-Feb 2024 :** 97  
**Overall AVG. Month:** 60

Monthly Filings Summary



Jan --- Feb Filings



Filings by Division

Divisions		Jan	Feb	Mar	Apr	May	Jun	Jul	Aug	Sep	Oct	Nov	Dec	Thru Feb	% Change	Total
<b>Total</b>	2024	44	53	-	-	-	-	-	-	-	-	-	-	97	-32%	97
	2023	70	73	67	85	66	58	45	75	37	59	39	68	143	▼	742
<b>Civil</b>	2024	4	1	-	-	-	-	-	-	-	-	-	-	5	0%	5
	2023	4	1	6	8	12	3	3	2	4	7	1	4	5	↔	55
<b>Criminal</b>	2024	21	28	-	-	-	-	-	-	-	-	-	-	49	-40%	49
	2023	31	50	32	56	28	34	27	48	17	32	5	38	81	▼	398
<b>Concealed Handgun Permits</b>	2024	16	18	-	-	-	-	-	-	-	-	-	-	34	-23%	34
	2023	26	18	22	15	21	16	9	20	11	16	26	19	44	▼	219
<b>Miscellaneous/ Other</b>	2024	3	6	-	-	-	-	-	-	-	-	-	-	9	-31%	9
	2023	9	4	7	6	5	5	6	5	5	4	7	7	13	▼	70

Filings by Case Category

Case Categories		Jan	Feb	Mar	Apr	May	Jun	Jul	Aug	Sep	Oct	Nov	Dec	Thru Feb	% Change	Total
<b>Administrative Law</b>	2024	-	-	-	-	-	-	-	-	-	-	-	-	0	0	0
	2023	-	-	-	-	-	-	-	1	-	-	-	-	0	↔	1
<b>Contested Divorce</b>	2024	-	-	-	-	-	-	-	-	-	-	-	-	0	0	0
	2023	-	-	1	1	-	-	2	-	-	2	-	1	0	↔	7
<b>Domestic and Family - Level 1</b>	2024	-	-	-	-	-	-	-	-	-	-	-	-	0	-100%	0
	2023	1	-	-	-	-	-	-	-	2	3	-	-	1	▼	6
<b>Domestic and Family - Level 2</b>	2024	-	-	-	-	-	-	-	-	-	-	-	-	0	0	0
	2023	-	-	-	-	2	-	-	-	-	-	-	-	0	↔	2
<b>Felonies and Related Matters</b>	2024	18	12	-	-	-	-	-	-	-	-	-	-	30	-42%	30
	2023	26	26	21	43	18	19	25	35	13	20	3	17	52	▼	266
<b>General Civil - Level 1</b>	2024	-	-	-	-	-	-	-	-	-	-	-	-	0	0	0
	2023	-	-	-	-	-	-	-	1	-	-	-	-	0	↔	1
<b>General Civil - Level 2</b>	2024	-	-	-	-	-	-	-	-	-	-	-	-	0	-100%	0
	2023	1	-	4	4	4	3	1	-	-	2	-	-	1	▼	19
<b>General Civil - Level 3</b>	2024	1	2	-	-	-	-	-	-	-	-	-	-	3	50%	3
	2023	2	-	-	2	-	-	1	1	1	-	1	1	2	▲	9
<b>Miscellaneous Civil</b>	2024	19	23	-	-	-	-	-	-	-	-	-	-	42	-25%	42
	2023	34	22	29	19	26	20	13	24	16	18	33	25	56	▼	279
<b>Misdemeanor</b>	2024	3	7	-	-	-	-	-	-	-	-	-	-	10	-44%	10
	2023	3	15	11	14	6	13	1	7	3	5	1	16	18	▼	95
<b>Other</b>	2024	-	-	-	-	-	-	-	-	-	-	-	-	0	-100%	0
	2023	-	1	-	-	1	-	-	-	-	-	-	-	1	▼	2
<b>Other Criminally Related Matters</b>	2024	-	9	-	-	-	-	-	-	-	-	-	-	9	-18%	9
	2023	2	9	-	-	4	2	1	6	1	7	1	5	11	▼	38
<b>Probates/Wills &amp; Trusts - Level 2</b>	2024	-	-	-	-	-	-	-	-	-	-	-	-	0	0	0
	2023	-	-	-	-	-	-	1	-	-	-	-	1	0	↔	2
<b>Uncontested Divorce</b>	2024	3	-	-	-	-	-	-	-	-	-	-	-	3	200%	3
	2023	1	-	1	2	5	1	-	-	1	2	-	2	1	▲	15

# PLN-CCMS-10.01 CASELOAD STATISTICS OF THE CIRCUIT COURTS

January 2023 -- February 2024 Filings


Alexandria and Fairfax Circuit are not Included in State Totals

## Dashboard

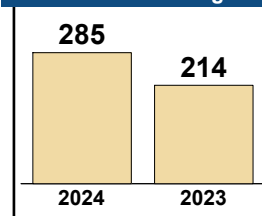
**Court:** Hopewell Circuit  
**Start/End Date:** Jan-23 / Feb-24  
**2023 Average Month:** 129  
**Jan-Feb 2023:** 214  
**Filings Trending:** ▲

**Circuit/Court ID:** 6 206670  
**Type of Case:** Filings  
**2024 Average Month:** 143  
**Jan-Feb 2024 :** 285  
**Overall AVG. Month:** 131

## Monthly Filings Summary



## Jan --- Feb Filings



## Filings by Division

Divisions		Jan	Feb	Mar	Apr	May	Jun	Jul	Aug	Sep	Oct	Nov	Dec	Thru Feb	% Change	Total
<b>Total</b>	2024	128	157	-	-	-	-	-	-	-	-	-	-	285	33%	285
	2023	103	111	160	131	116	147	102	134	120	139	126	159	214	▲	1,548
<b>Civil</b>	2024	23	21	-	-	-	-	-	-	-	-	-	-	44	47%	44
	2023	10	20	14	14	30	14	15	30	21	8	21	18	30	▲	215
<b>Criminal</b>	2024	57	85	-	-	-	-	-	-	-	-	-	-	142	67%	142
	2023	45	40	90	65	50	100	65	62	72	95	84	113	85	▲	881
<b>Concealed Handgun Permits</b>	2024	43	36	-	-	-	-	-	-	-	-	-	-	79	8%	79
	2023	37	36	34	45	30	21	14	28	22	25	15	21	73	▲	328
<b>Miscellaneous/ Other</b>	2024	5	15	-	-	-	-	-	-	-	-	-	-	20	-20%	20
	2023	10	15	22	7	5	12	8	14	5	11	6	6	25	▼	121
<b>Others</b>	2024	-	-	-	-	-	-	-	-	-	-	-	-	0	-100%	0
	2023	1	-	-	-	1	-	-	-	-	-	-	1	1	▼	3

## Filings by Case Category

Case Categories		Jan	Feb	Mar	Apr	May	Jun	Jul	Aug	Sep	Oct	Nov	Dec	Thru Feb	% Change	Total
<b>Capital Murder</b>	2024	1	-	-	-	-	-	-	-	-	-	-	-	1	1	1
	2023	-	-	-	-	-	-	-	-	-	-	-	-	0	↔	0
<b>Contested Divorce</b>	2024	1	2	-	-	-	-	-	-	-	-	-	-	3	200%	3
	2023	1	-	-	2	3	-	1	6	2	-	1	-	1	▲	16
<b>Domestic and Family - Level 1</b>	2024	3	-	-	-	-	-	-	-	-	-	-	-	3	0%	3
	2023	3	-	1	2	9	3	5	7	4	-	4	2	3	↔	40
<b>Domestic and Family - Level 2</b>	2024	-	2	-	-	-	-	-	-	-	-	-	-	2	-33%	2
	2023	1	2	2	3	-	2	2	1	2	-	4	1	3	▼	20
<b>Felonies and Related Matters</b>	2024	36	52	-	-	-	-	-	-	-	-	-	-	88	31%	88
	2023	34	33	67	52	27	58	39	48	52	70	64	65	67	▲	609
<b>General Civil - Level 1</b>	2024	-	1	-	-	-	-	-	-	-	-	-	-	1	0%	1
	2023	-	1	-	-	1	1	-	1	1	-	-	-	1	↔	5
<b>General Civil - Level 2</b>	2024	5	5	-	-	-	-	-	-	-	-	-	-	10	25%	10
	2023	2	6	2	1	4	1	3	3	3	3	2	2	8	▲	32
<b>General Civil - Level 3</b>	2024	10	6	-	-	-	-	-	-	-	-	-	-	16	300%	16
	2023	1	3	4	1	6	-	2	4	5	3	7	6	4	▲	42
<b>Miscellaneous Civil</b>	2024	48	51	-	-	-	-	-	-	-	-	-	-	99	2%	99
	2023	47	50	54	52	35	33	22	42	26	33	20	27	97	▲	441
<b>Misdemeanor</b>	2024	19	33	-	-	-	-	-	-	-	-	-	-	52	206%	52
	2023	11	6	20	10	22	42	21	10	17	23	18	48	17	▲	248
<b>Other</b>	2024	1	1	-	-	-	-	-	-	-	-	-	-	2	-60%	2
	2023	2	3	-	-	2	1	-	1	-	-	-	1	5	▼	10
<b>Other Criminally Related Matters</b>	2024	2	2	-	-	-	-	-	-	-	-	-	-	4	300%	4
	2023	-	1	3	3	1	-	5	4	3	2	2	5	1	▲	29
<b>Probates/Wills &amp; Trusts - Level 2</b>	2024	1	-	-	-	-	-	-	-	-	-	-	-	1	0%	1
	2023	1	-	-	-	1	-	1	-	-	1	-	-	1	↔	4
<b>Protective Orders</b>	2024	-	-	-	-	-	-	-	-	-	-	-	-	0	-100%	0
	2023	-	2	1	-	1	-	-	1	1	2	-	-	2	▼	8
<b>Uncontested Divorce</b>	2024	1	2	-	-	-	-	-	-	-	-	-	-	3	-25%	3
	2023	-	4	6	5	4	6	1	6	4	2	4	2	4	▼	44

This report reflects data in the case management system. Numbers will update accordingly as reports are refreshed and posted.



Dashboard	Monthly Filings Summary	Jan --- Feb Filings				
<p><b>Court:</b> Newport News Circuit  <b>Start/End Date:</b> Jan-23 / Feb-24  <b>2023 Average Month:</b> 921  <b>Jan-Feb 2023:</b> 1,805  <b>Filings Trending:</b> ↔</p> <p><b>Circuit/Court ID:</b> 7 207700  <b>Type of Case:</b> Filings  <b>2024 Average Month:</b> 899  <b>Jan-Feb 2024 :</b> 1,798  <b>Overall AVG. Month:</b> 918</p>	<p>Jan 23 - Feb 24</p>	<table border="1" style="margin: auto;"> <tr> <td style="text-align: center;"><b>1,798</b></td> <td style="text-align: center;"><b>1,805</b></td> </tr> <tr> <td style="text-align: center;">2024</td> <td style="text-align: center;">2023</td> </tr> </table>	<b>1,798</b>	<b>1,805</b>	2024	2023
<b>1,798</b>	<b>1,805</b>					
2024	2023					

Filings by Division																
Divisions		Jan	Feb	Mar	Apr	May	Jun	Jul	Aug	Sep	Oct	Nov	Dec	Thru Feb	% Change	Total
<b>Total</b>	2024	957	841	-	-	-	-	-	-	-	-	-	-	1,798	0%	1,798
	2023	953	852	1,078	807	908	1,021	844	1,048	941	932	870	796	1,805	▼	11,050
<b>Civil</b>	2024	164	108	-	-	-	-	-	-	-	-	-	-	272	11%	272
	2023	125	119	179	153	133	184	132	153	128	161	116	96	244	▲	1,679
<b>Criminal</b>	2024	353	340	-	-	-	-	-	-	-	-	-	-	693	-6%	693
	2023	405	335	371	263	374	393	360	415	382	360	365	379	740	▼	4,402
<b>Concealed Handgun Permits</b>	2024	225	210	-	-	-	-	-	-	-	-	-	-	435	-14%	435
	2023	270	238	287	226	184	200	168	205	189	176	158	156	508	▼	2,457
<b>Miscellaneous/ Other</b>	2024	211	183	-	-	-	-	-	-	-	-	-	-	394	27%	394
	2023	151	160	239	165	216	243	183	275	240	234	229	165	311	▲	2,500
<b>Others</b>	2024	4	-	-	-	-	-	-	-	-	-	-	-	4	100%	4
	2023	2	-	2	-	-	1	1	1	-	2	1	2	2	▲	12

Filings by Case Category																
Case Categories		Jan	Feb	Mar	Apr	May	Jun	Jul	Aug	Sep	Oct	Nov	Dec	Thru Feb	% Change	Total
<b>Administrative Law</b>	2024	1	-	-	-	-	-	-	-	-	-	-	-	1	0%	1
	2023	1	-	-	1	1	-	1	-	-	1	-	-	1	↔	5
<b>Capital Murder</b>	2024	-	-	-	-	-	-	-	-	-	-	-	-	0	-100%	0
	2023	1	-	-	-	-	-	-	-	-	-	-	-	1	▼	1
<b>Contested Divorce</b>	2024	9	11	-	-	-	-	-	-	-	-	-	-	20	-29%	20
	2023	10	18	23	13	19	13	14	13	13	17	11	11	28	▼	175
<b>Domestic and Family - Level 1</b>	2024	33	2	-	-	-	-	-	-	-	-	-	-	35	13%	35
	2023	14	17	35	19	19	36	22	11	18	40	11	4	31	▲	246
<b>Domestic and Family - Level 2</b>	2024	3	5	-	-	-	-	-	-	-	-	-	-	8	-53%	8
	2023	9	8	4	7	6	12	12	11	1	11	6	3	17	▼	90
<b>Felonies and Related Matters</b>	2024	172	145	-	-	-	-	-	-	-	-	-	-	317	-21%	317
	2023	215	185	204	137	171	176	190	199	187	163	173	190	400	▼	2,190
<b>General Civil - Level 1</b>	2024	3	3	-	-	-	-	-	-	-	-	-	-	6	-45%	6
	2023	3	8	5	4	2	4	1	6	3	7	2	-	11	▼	45
<b>General Civil - Level 2</b>	2024	45	33	-	-	-	-	-	-	-	-	-	-	78	59%	78
	2023	21	28	31	37	21	42	35	36	43	34	29	24	49	▲	381
<b>General Civil - Level 3</b>	2024	42	19	-	-	-	-	-	-	-	-	-	-	61	2%	61
	2023	32	28	38	34	31	30	18	17	37	28	34	32	60	▲	359
<b>Miscellaneous Civil</b>	2024	359	353	-	-	-	-	-	-	-	-	-	-	712	5%	712
	2023	342	337	407	330	325	358	293	406	335	316	307	281	679	▲	4,037
<b>Misdemeanor</b>	2024	88	86	-	-	-	-	-	-	-	-	-	-	174	-16%	174
	2023	119	87	110	68	103	79	73	118	92	92	101	97	206	▼	1,139
<b>Other</b>	2024	63	33	-	-	-	-	-	-	-	-	-	-	96	-12%	96
	2023	66	43	97	41	64	67	47	71	70	75	66	21	109	▼	728
<b>Other Criminally Related Matters</b>	2024	93	118	-	-	-	-	-	-	-	-	-	-	211	40%	211
	2023	87	64	59	66	101	143	100	112	112	108	92	92	151	▲	1,136
<b>Probates/Wills &amp; Trusts - Level 1</b>	2024	-	2	-	-	-	-	-	-	-	-	-	-	2	100%	2
	2023	1	-	-	-	-	1	2	1	2	2	-	-	1	▲	9
<b>Probates/Wills &amp; Trusts - Level 2</b>	2024	7	4	-	-	-	-	-	-	-	-	-	-	11	450%	11
	2023	-	2	13	8	5	12	5	6	4	4	5	9	2	▲	73
<b>Uncontested Divorce</b>	2024	39	27	-	-	-	-	-	-	-	-	-	-	66	12%	66
	2023	32	27	52	42	40	48	31	41	24	34	33	32	59	▲	436

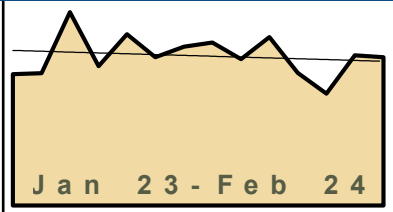
This report reflects data in the case management system. Numbers will update accordingly as reports are refreshed and posted.

Dashboard

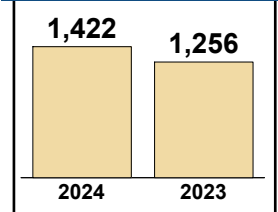
**Court:** Hampton Circuit  
**Start/End Date:** Jan-23 / Feb-24  
**2023 Average Month:** 713  
**Jan-Feb 2023:** 1,256  
**Filings Trending:** ▲

**Circuit/Court ID:** 8 208650  
**Type of Case:** Filings  
**2024 Average Month:** 711  
**Jan-Feb 2024 :** 1,422  
**Overall AVG. Month:** 713

Monthly Filings Summary



Jan --- Feb Filings



Filings by Division

Divisions		Jan	Feb	Mar	Apr	May	Jun	Jul	Aug	Sep	Oct	Nov	Dec	Thru Feb	% Change	Total
<b>Total</b>	2024	716	706	-	-	-	-	-	-	-	-	-	-	1,422	13%	1,422
	2023	625	631	921	664	816	707	756	776	697	803	632	533	1,256	▲	8,561
<b>Civil</b>	2024	109	109	-	-	-	-	-	-	-	-	-	-	218	1%	218
	2023	106	109	181	117	159	107	112	166	127	107	120	98	215	▲	1,509
<b>Criminal</b>	2024	291	292	-	-	-	-	-	-	-	-	-	-	583	39%	583
	2023	208	212	354	246	302	336	350	297	325	434	288	231	420	▲	3,583
<b>Concealed Handgun Permits</b>	2024	203	177	-	-	-	-	-	-	-	-	-	-	380	-8%	380
	2023	227	188	238	185	192	137	176	176	141	141	141	110	415	▼	2,052
<b>Miscellaneous/ Other</b>	2024	113	127	-	-	-	-	-	-	-	-	-	-	240	17%	240
	2023	84	121	147	116	163	126	118	135	103	120	82	94	205	▲	1,409
<b>Others</b>	2024	-	1	-	-	-	-	-	-	-	-	-	-	1	0%	1
	2023	-	1	1	-	-	1	-	2	1	1	1	-	1	↔	8

Filings by Case Category

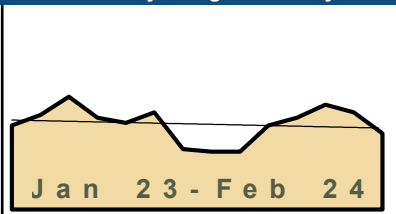
Case Categories		Jan	Feb	Mar	Apr	May	Jun	Jul	Aug	Sep	Oct	Nov	Dec	Thru Feb	% Change	Total
<b>Administrative Law</b>	2024	1	-	-	-	-	-	-	-	-	-	-	-	1	0%	1
	2023	1	-	-	1	-	-	-	-	-	-	1	-	1	↔	4
<b>Capital Murder</b>	2024	1	-	-	-	-	-	-	-	-	-	-	-	1	1	1
	2023	-	-	-	-	-	-	-	-	1	-	-	-	0	↔	1
<b>Contested Divorce</b>	2024	11	12	-	-	-	-	-	-	-	-	-	-	23	15%	23
	2023	8	12	17	18	18	10	12	25	15	16	11	3	20	▲	165
<b>Domestic and Family - Level 1</b>	2024	21	17	-	-	-	-	-	-	-	-	-	-	38	138%	38
	2023	12	4	25	18	12	17	4	9	25	10	20	9	16	▲	165
<b>Domestic and Family - Level 2</b>	2024	4	3	-	-	-	-	-	-	-	-	-	-	7	75%	7
	2023	3	1	7	-	-	6	5	5	4	2	2	2	4	▲	37
<b>Felonies and Related Matters</b>	2024	133	129	-	-	-	-	-	-	-	-	-	-	262	36%	262
	2023	112	80	186	119	144	122	170	128	148	138	128	92	192	▲	1,567
<b>General Civil - Level 1</b>	2024	-	-	-	-	-	-	-	-	-	-	-	-	0	-100%	0
	2023	1	1	1	1	2	1	-	1	-	1	1	-	2	▼	10
<b>General Civil - Level 2</b>	2024	22	20	-	-	-	-	-	-	-	-	-	-	42	-31%	42
	2023	39	22	38	26	29	21	25	33	29	23	28	24	61	▼	337
<b>General Civil - Level 3</b>	2024	14	9	-	-	-	-	-	-	-	-	-	-	23	-39%	23
	2023	13	25	23	21	36	14	18	38	17	21	10	17	38	▼	253
<b>Miscellaneous Civil</b>	2024	257	233	-	-	-	-	-	-	-	-	-	-	490	-3%	490
	2023	267	239	299	246	297	196	231	244	190	199	190	151	506	▼	2,749
<b>Misdemeanor</b>	2024	93	80	-	-	-	-	-	-	-	-	-	-	173	24%	173
	2023	52	88	94	77	74	83	74	101	93	129	112	53	140	▲	1,030
<b>Other</b>	2024	55	70	-	-	-	-	-	-	-	-	-	-	125	13%	125
	2023	41	70	84	58	59	66	60	69	53	61	42	53	111	▲	716
<b>Other Criminally Related Matters</b>	2024	82	87	-	-	-	-	-	-	-	-	-	-	169	63%	169
	2023	47	57	95	53	100	135	128	85	90	174	50	93	104	▲	1,107
<b>Probates/Wills &amp; Trusts - Level 1</b>	2024	1	-	-	-	-	-	-	-	-	-	-	-	1	1	1
	2023	-	-	-	1	2	-	-	-	1	1	1	1	0	↔	7
<b>Probates/Wills &amp; Trusts - Level 2</b>	2024	3	4	-	-	-	-	-	-	-	-	-	-	7	-30%	7
	2023	6	4	4	5	9	7	2	13	4	7	8	5	10	▼	74
<b>Protective Orders</b>	2024	-	-	-	-	-	-	-	-	-	-	-	-	0	0	0
	2023	-	-	-	-	-	-	-	-	-	-	-	1	0	↔	1
<b>Uncontested Divorce</b>	2024	18	42	-	-	-	-	-	-	-	-	-	-	60	18%	60
	2023	23	28	48	20	34	29	27	25	27	20	29	28	51	▲	338

Dashboard

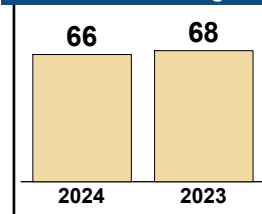
**Court:** Charles City Circuit  
**Start/End Date:** Jan-23 / Feb-24  
**2023 Average Month:** 33  
**Jan-Feb 2023:** 68  
**Filings Trending:** ▼

**Circuit/Court ID:** 9 209036  
**Type of Case:** Filings  
**2024 Average Month:**33  
**Jan-Feb 2024 :** 66  
**Overall AVG. Month:** 33

Monthly Filings Summary



Jan --- Feb Filings



Filings by Division

Divisions		Jan	Feb	Mar	Apr	May	Jun	Jul	Aug	Sep	Oct	Nov	Dec	Thru Feb	% Change	Total
<b>Total</b>	2024	37	29	-	-	-	-	-	-	-	-	-	-	66	-3%	66
	2023	32	36	43	35	33	37	23	22	22	32	35	40	68	▼	390
<b>Civil</b>	2024	6	2	-	-	-	-	-	-	-	-	-	-	8	167%	8
	2023	2	1	5	4	6	4	4	2	2	4	4	7	3	▲	45
<b>Criminal</b>	2024	2	3	-	-	-	-	-	-	-	-	-	-	5	-44%	5
	2023	5	4	5	14	6	18	4	5	4	4	7	7	9	▼	83
<b>Concealed Handgun Permits</b>	2024	23	15	-	-	-	-	-	-	-	-	-	-	38	-17%	38
	2023	21	25	24	15	15	10	12	9	7	16	9	15	46	▼	178
<b>Miscellaneous/ Other</b>	2024	6	9	-	-	-	-	-	-	-	-	-	-	15	50%	15
	2023	4	6	9	2	6	5	3	6	9	8	15	11	10	▲	84

Filings by Case Category

Case Categories		Jan	Feb	Mar	Apr	May	Jun	Jul	Aug	Sep	Oct	Nov	Dec	Thru Feb	% Change	Total
<b>Administrative Law</b>	2024	-	-	-	-	-	-	-	-	-	-	-	-	0	0	0
	2023	-	-	-	-	-	-	-	1	-	1	-	-	0	↔	2
<b>Capital Murder</b>	2024	-	-	-	-	-	-	-	-	-	-	-	-	0	0	0
	2023	-	-	-	-	-	1	-	-	-	-	-	-	0	↔	1
<b>Contested Divorce</b>	2024	-	-	-	-	-	-	-	-	-	-	-	-	0	0	0
	2023	-	-	1	-	1	-	-	1	1	-	-	-	0	↔	4
<b>Domestic and Family - Level 1</b>	2024	-	-	-	-	-	-	-	-	-	-	-	-	0	0	0
	2023	-	-	-	1	-	-	-	-	-	1	-	-	0	↔	2
<b>Domestic and Family - Level 2</b>	2024	-	-	-	-	-	-	-	-	-	-	-	-	0	0	0
	2023	-	-	1	1	-	-	-	-	-	-	-	1	0	↔	3
<b>Felonies and Related Matters</b>	2024	-	2	-	-	-	-	-	-	-	-	-	-	2	-71%	2
	2023	3	4	5	13	3	17	3	2	4	2	1	4	7	▼	61
<b>General Civil - Level 1</b>	2024	1	-	-	-	-	-	-	-	-	-	-	-	1	1	1
	2023	-	-	-	-	1	-	-	-	-	-	-	-	0	↔	1
<b>General Civil - Level 2</b>	2024	4	1	-	-	-	-	-	-	-	-	-	-	5	150%	5
	2023	1	1	1	1	3	2	3	-	1	1	-	3	2	▲	17
<b>General Civil - Level 3</b>	2024	-	-	-	-	-	-	-	-	-	-	-	-	0	-100%	0
	2023	-	1	-	-	-	-	1	-	-	1	-	1	1	▼	4
<b>Miscellaneous Civil</b>	2024	28	18	-	-	-	-	-	-	-	-	-	-	46	-15%	46
	2023	25	29	33	16	20	12	14	12	13	18	24	18	54	▼	234
<b>Misdemeanor</b>	2024	2	1	-	-	-	-	-	-	-	-	-	-	3	200%	3
	2023	1	-	-	1	2	-	1	3	-	2	2	3	1	▲	15
<b>Other</b>	2024	1	6	-	-	-	-	-	-	-	-	-	-	7	600%	7
	2023	-	1	-	1	1	3	1	3	2	6	-	8	1	▲	26
<b>Other Criminally Related Matters</b>	2024	-	-	-	-	-	-	-	-	-	-	-	-	0	-100%	0
	2023	1	-	-	-	1	-	-	-	-	-	4	-	1	▼	6
<b>Probates/Wills &amp; Trusts - Level 2</b>	2024	-	1	-	-	-	-	-	-	-	-	-	-	1	0%	1
	2023	1	-	-	-	-	-	-	-	-	-	-	-	1	↔	1
<b>Uncontested Divorce</b>	2024	1	-	-	-	-	-	-	-	-	-	-	-	1	1	1
	2023	-	-	2	1	1	2	-	-	1	-	4	2	0	↔	13

# PLN-CCMS-10.01 CASELOAD STATISTICS OF THE CIRCUIT COURTS

Gloucester

January 2023 -- February 2024 Filings


Alexandria and Fairfax Circuit are not Included in State Totals

## Dashboard

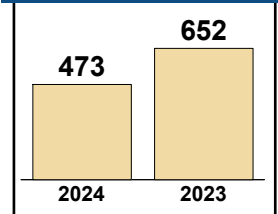
**Court:** Gloucester Circuit  
**Start/End Date:** Jan-23 / Feb-24  
**2023 Average Month:** 273  
**Jan-Feb 2023:** 652  
**Filings Trending:** ▼

**Circuit/Court ID:** 9 209073  
**Type of Case:** Filings  
**2024 Average Month:** 237  
**Jan-Feb 2024 :** 473  
**Overall AVG. Month:** 268

## Monthly Filings Summary



## Jan --- Feb Filings



## Filings by Division

Divisions	Jan	Feb	Mar	Apr	May	Jun	Jul	Aug	Sep	Oct	Nov	Dec	Thru Feb	% Change	Total	
<b>Total</b>	257	216	-	-	229	311	240	251	232	262	245	253	208	473	-27%	473
<b>Civil</b>	27	35	-	-	25	28	28	16	47	39	31	29	39	62	7%	62
<b>Criminal</b>	87	63	-	-	51	161	56	99	52	90	80	102	52	150	-36%	150
<b>Concealed Handgun Permits</b>	81	69	-	-	-	-	-	-	-	-	-	-	-	150	-29%	150
<b>Miscellaneous/Other</b>	61	49	-	-	46	62	64	71	54	76	60	37	147	-25%	766	
<b>Others</b>	1	-	-	-	-	-	-	-	-	-	-	-	-	1	1	1
	-	-	-	-	-	-	-	-	-	-	-	-	-	0	↔	0

## Filings by Case Category

Case Categories	Jan	Feb	Mar	Apr	May	Jun	Jul	Aug	Sep	Oct	Nov	Dec	Thru Feb	% Change	Total
<b>Contested Divorce</b>	3	10	-	-	-	-	-	-	-	-	-	-	13	30%	13
<b>Domestic and Family - Level 1</b>	2	1	-	-	-	-	-	-	-	-	-	-	3	0%	3
<b>Domestic and Family - Level 2</b>	2	2	-	-	-	-	-	-	-	-	-	-	4	33%	4
<b>Felonies and Related Matters</b>	57	42	-	-	-	-	-	-	-	-	-	-	99	-48%	99
<b>General Civil - Level 1</b>	-	-	-	-	1	2	-	-	-	-	1	1	0	0	5
<b>General Civil - Level 2</b>	1	8	-	-	4	6	1	7	11	5	2	6	9	29%	9
<b>General Civil - Level 3</b>	2	4	-	-	3	1	3	-	11	4	1	6	6	-25%	6
<b>Miscellaneous Civil</b>	103	85	-	-	90	110	88	83	94	81	92	93	188	-27%	188
<b>Misdemeanor</b>	24	17	-	-	-	-	-	-	-	-	-	-	41	8%	41
<b>Other</b>	42	31	-	-	37	47	49	48	39	52	31	23	73	-32%	73
<b>Other Criminally Related Matters</b>	6	5	-	-	-	-	-	-	-	-	-	-	11	57%	11
<b>Probates/Wills &amp; Trusts - Level 1</b>	-	1	-	-	-	-	-	-	-	-	-	-	1	1	1
<b>Probates/Wills &amp; Trusts - Level 2</b>	2	2	-	-	1	1	1	1	2	4	2	1	4	300%	4
<b>Protective Orders</b>	1	-	-	-	-	-	-	-	-	-	-	-	1	1	1
<b>Uncontested Divorce</b>	12	8	-	-	9	12	6	14	10	8	9	8	20	5%	20
	11	8	10	8	9	12	6	14	10	8	9	8	19	▲	113

This report reflects data in the case management system. Numbers will update accordingly as reports are refreshed and posted.

# PLN-CCMS-10.01 CASELOAD STATISTICS OF THE CIRCUIT COURTS

King & Queen

January 2023 -- February 2024 Filings


Alexandria and Fairfax Circuit are not Included in State Totals

## Dashboard

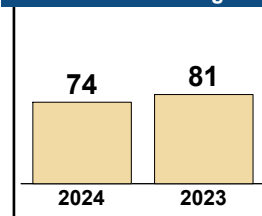
**Court:** King & Queen Circuit  
**Start/End Date:** Jan-23 / Feb-24  
**2023 Average Month:** 36  
**Jan-Feb 2023:** 81  
**Filings Trending:** ▼

**Circuit/Court ID:** 9 209097  
**Type of Case:** Filings  
**2024 Average Month:** 37  
**Jan-Feb 2024 :** 74  
**Overall AVG. Month:** 36

## Monthly Filings Summary



## Jan --- Feb Filings



## Filings by Division

Divisions	Jan	Feb	Mar	Apr	May	Jun	Jul	Aug	Sep	Oct	Nov	Dec	Thru Feb	% Change	Total	
<b>Total</b>	38	36	-	-	33	40	36	28	38	24	24	40	41	74	-9%	74
2023	45	36	48	33	40	36	28	38	24	24	40	41	81	▼	433	
<b>Civil</b>	3	6	-	-	-	-	-	-	-	-	-	-	9	13%	9	
2023	1	7	4	5	4	2	4	6	6	4	4	1	8	▲	48	
<b>Criminal</b>	8	11	-	-	-	-	-	-	-	-	-	-	19	0%	19	
2023	10	9	18	12	8	17	6	16	8	4	11	15	19	↔	134	
<b>Concealed Handgun Permits</b>	20	14	-	-	-	-	-	-	-	-	-	-	34	-13%	34	
2023	24	15	24	11	18	13	13	13	9	14	20	20	39	▼	194	
<b>Miscellaneous/Other</b>	6	5	-	-	-	-	-	-	-	-	-	-	11	-21%	11	
2023	9	5	2	5	10	4	5	3	1	2	5	5	14	▼	56	
<b>Others</b>	1	-	-	-	-	-	-	-	-	-	-	-	1	0%	1	
2023	1	-	-	-	-	-	-	-	-	-	-	-	1	↔	1	

## Filings by Case Category

Case Categories	Jan	Feb	Mar	Apr	May	Jun	Jul	Aug	Sep	Oct	Nov	Dec	Thru Feb	% Change	Total
<b>Administrative Law</b>	-	-	-	-	-	-	-	-	-	-	-	-	0	0	0
2023	-	-	-	1	-	-	-	-	-	-	-	-	0	↔	1
<b>Contested Divorce</b>	-	1	-	-	-	-	-	-	-	-	-	-	1	1	1
2023	-	-	-	-	-	-	2	-	-	-	1	-	0	↔	3
<b>Domestic and Family - Level 1</b>	-	1	-	-	-	-	-	-	-	-	-	-	1	-50%	1
2023	1	1	1	-	-	1	1	-	-	-	-	-	2	▼	5
<b>Domestic and Family - Level 2</b>	1	3	-	-	-	-	-	-	-	-	-	-	4	300%	4
2023	-	1	-	-	1	-	-	2	4	-	-	-	1	▲	8
<b>Felonies and Related Matters</b>	7	8	-	-	-	-	-	-	-	-	-	-	15	50%	15
2023	5	5	10	8	5	12	1	13	5	4	7	9	10	▲	84
<b>General Civil - Level 1</b>	-	-	-	-	-	-	-	-	-	-	-	-	0	0	0
2023	-	-	-	-	1	-	-	1	-	-	-	-	0	↔	2
<b>General Civil - Level 2</b>	5	2	-	-	-	-	-	-	-	-	-	-	7	133%	7
2023	-	3	1	1	1	1	-	2	1	1	2	-	3	▲	13
<b>General Civil - Level 3</b>	2	-	-	-	-	-	-	-	-	-	-	-	2	100%	2
2023	-	1	-	1	-	2	-	-	-	3	-	-	1	▲	7
<b>Miscellaneous Civil</b>	20	17	-	-	-	-	-	-	-	-	-	-	37	-27%	37
2023	31	20	26	16	28	15	17	15	10	15	24	25	51	▼	242
<b>Misdemeanor</b>	1	1	-	-	-	-	-	-	-	-	-	-	2	-67%	2
2023	5	1	5	2	2	5	3	3	2	-	2	5	6	▼	35
<b>Other</b>	2	-	-	-	-	-	-	-	-	-	-	-	2	0%	2
2023	2	-	-	-	-	-	-	1	-	-	1	-	2	↔	4
<b>Other Criminally Related Matters</b>	-	2	-	-	-	-	-	-	-	-	-	-	2	-33%	2
2023	-	3	3	2	1	-	2	1	2	-	2	1	3	▼	17
<b>Protective Orders</b>	-	-	-	-	-	-	-	-	-	-	-	-	0	0	0
2023	-	-	-	-	-	-	-	-	-	1	-	1	0	↔	2
<b>Uncontested Divorce</b>	-	1	-	-	-	-	-	-	-	-	-	-	1	-50%	1
2023	1	1	2	2	1	-	2	-	-	-	-	1	2	▼	10

This report reflects data in the case management system. Numbers will update accordingly as reports are refreshed and posted.

# PLN-CCMS-10.01 CASELOAD STATISTICS OF THE CIRCUIT COURTS

King William

January 2023 -- February 2024 Filings


Alexandria and Fairfax Circuit are not Included in State Totals

## Dashboard

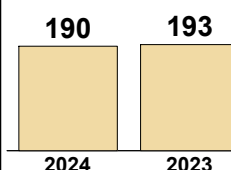
**Court:** King William Circuit  
**Start/End Date:** Jan-23 / Feb-24  
**2023 Average Month:** 93  
**Jan-Feb 2023:** 193  
**Filings Trending:** ↔

**Circuit/Court ID:** 9 209101  
**Type of Case:** Filings  
**2024 Average Month:** 95  
**Jan-Feb 2024 :** 190  
**Overall AVG. Month:** 93

## Monthly Filings Summary



## Jan --- Feb Filings



## Filings by Division

Divisions	Jan	Feb	Mar	Apr	May	Jun	Jul	Aug	Sep	Oct	Nov	Dec	Thru Feb	% Change	Total
<b>Total</b>	85	105	-	-	74	89	80	127	79	84	93	120	190	-2%	1,112
<b>Civil</b>	13	12	-	-	12	13	10	19	11	7	10	8	25	56%	25
<b>Criminal</b>	9	20	-	-	-	-	-	-	-	-	-	-	29	71%	29
<b>Concealed Handgun Permits</b>	45	50	-	-	-	-	-	-	-	-	-	-	95	-11%	95
<b>Miscellaneous/Other</b>	18	22	-	-	20	15	20	22	27	25	13	69	40	-23%	40
<b>Others</b>	-	1	-	-	-	-	-	-	-	-	-	-	1	0%	1

## Filings by Case Category

Case Categories	Jan	Feb	Mar	Apr	May	Jun	Jul	Aug	Sep	Oct	Nov	Dec	Thru Feb	% Change	Total
<b>Administrative Law</b>	-	-	-	-	-	-	-	-	-	-	-	-	0	-100%	0
<b>Contested Divorce</b>	2	-	-	-	-	-	-	-	-	-	-	-	2	-33%	2
<b>Domestic and Family - Level 1</b>	-	2	-	-	-	-	-	-	-	-	-	-	2	2	2
<b>Domestic and Family - Level 2</b>	-	-	1	1	3	-	1	1	1	-	2	1	0	↔	11
<b>Felonies and Related Matters</b>	6	7	-	-	-	-	-	-	-	-	-	-	13	44%	13
<b>General Civil - Level 1</b>	1	-	-	-	-	-	-	-	-	-	-	-	0	-100%	0
<b>General Civil - Level 2</b>	2	1	-	-	-	-	-	-	-	-	-	-	3	200%	3
<b>General Civil - Level 3</b>	4	6	-	-	-	-	-	-	-	-	-	-	10	900%	10
<b>Miscellaneous Civil</b>	50	63	-	-	-	-	-	-	-	-	-	-	113	-7%	113
<b>Misdemeanor</b>	3	6	-	-	-	-	-	-	-	-	-	-	9	80%	9
<b>Other</b>	13	10	-	-	-	-	-	-	-	-	-	-	23	-41%	23
<b>Other Criminally Related Matters</b>	-	7	-	-	-	-	-	-	-	-	-	-	7	133%	7
<b>Probates/Wills &amp; Trusts - Level 2</b>	4	-	-	-	1	-	-	-	-	-	-	-	4	4	4
<b>Uncontested Divorce</b>	1	1	-	-	-	-	-	-	-	-	-	-	2	-75%	2


This report reflects data in the case management system. Numbers will update accordingly as reports are refreshed and posted.

Dashboard

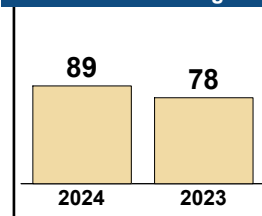
**Court:** Mathews Circuit  
**Start/End Date:** Jan-23 / Feb-24  
**2023 Average Month:** 41  
**Jan-Feb 2023:** 78  
**Filings Trending:** ▲

**Circuit/Court ID:** 9 209115  
**Type of Case:** Filings  
**2024 Average Month:**45  
**Jan-Feb 2024 :** 89  
**Overall AVG. Month:** 41

Monthly Filings Summary



Jan --- Feb Filings



Filings by Division

Divisions		Jan	Feb	Mar	Apr	May	Jun	Jul	Aug	Sep	Oct	Nov	Dec	Thru Feb	% Change	Total
<b>Total</b>	2024	41	48	-	-	-	-	-	-	-	-	-	-	89	14%	89
	2023	49	29	42	22	39	30	49	35	52	45	55	42	78	▲	489
<b>Civil</b>	2024	9	3	-	-	-	-	-	-	-	-	-	-	12	140%	12
	2023	5	-	9	2	5	6	10	11	9	10	13	8	5	▲	88
<b>Criminal</b>	2024	6	7	-	-	-	-	-	-	-	-	-	-	13	-43%	13
	2023	14	9	12	-	8	7	15	1	19	7	22	5	23	▼	119
<b>Concealed Handgun Permits</b>	2024	22	32	-	-	-	-	-	-	-	-	-	-	54	32%	54
	2023	23	18	15	14	18	12	18	14	21	17	12	21	41	▲	203
<b>Miscellaneous/ Other</b>	2024	4	6	-	-	-	-	-	-	-	-	-	-	10	11%	10
	2023	7	2	6	6	8	5	6	9	3	11	8	8	9	▲	79

Filings by Case Category


Case Categories		Jan	Feb	Mar	Apr	May	Jun	Jul	Aug	Sep	Oct	Nov	Dec	Thru Feb	% Change	Total
<b>Administrative Law</b>	2024	-	-	-	-	-	-	-	-	-	-	-	-	0	0	0
	2023	-	-	-	-	-	-	1	1	-	-	-	-	0	↔	2
<b>Contested Divorce</b>	2024	1	-	-	-	-	-	-	-	-	-	-	-	1	0%	1
	2023	1	-	1	1	-	-	-	1	3	1	2	-	1	↔	10
<b>Domestic and Family - Level 1</b>	2024	1	-	-	-	-	-	-	-	-	-	-	-	1	1	1
	2023	-	-	-	-	-	-	-	3	2	-	3	-	0	↔	8
<b>Domestic and Family - Level 2</b>	2024	-	-	-	-	-	-	-	-	-	-	-	-	0	0	0
	2023	-	-	-	-	-	-	1	1	-	-	-	2	0	↔	4
<b>Felonies and Related Matters</b>	2024	3	3	-	-	-	-	-	-	-	-	-	-	6	-45%	6
	2023	9	2	7	-	7	6	10	-	11	8	20	3	11	▼	83
<b>General Civil - Level 2</b>	2024	2	1	-	-	-	-	-	-	-	-	-	-	3	200%	3
	2023	1	-	5	1	-	2	1	-	2	2	3	1	1	▲	18
<b>General Civil - Level 3</b>	2024	2	1	-	-	-	-	-	-	-	-	-	-	3	200%	3
	2023	1	-	-	-	-	-	3	2	-	2	2	4	1	▲	14
<b>Miscellaneous Civil</b>	2024	25	37	-	-	-	-	-	-	-	-	-	-	62	27%	62
	2023	29	20	21	20	26	16	23	23	23	27	17	29	49	▲	274
<b>Misdemeanor</b>	2024	3	4	-	-	-	-	-	-	-	-	-	-	7	17%	7
	2023	5	1	5	-	1	1	4	1	7	3	2	-	6	▲	30
<b>Other</b>	2024	1	1	-	-	-	-	-	-	-	-	-	-	2	100%	2
	2023	1	-	-	-	-	2	2	-	1	1	2	-	1	▲	9
<b>Other Criminally Related Matters</b>	2024	-	-	-	-	-	-	-	-	-	-	-	-	0	-100%	0
	2023	-	6	-	-	-	-	1	-	1	-	-	2	6	▼	10
<b>Probates/Wills &amp; Trusts - Level 2</b>	2024	2	1	-	-	-	-	-	-	-	-	-	-	3	200%	3
	2023	1	-	-	-	3	-	-	2	1	-	1	-	1	▲	8
<b>Uncontested Divorce</b>	2024	1	-	-	-	-	-	-	-	-	-	-	-	1	0%	1
	2023	1	-	3	-	2	3	3	1	1	1	3	1	1	↔	19

Dashboard

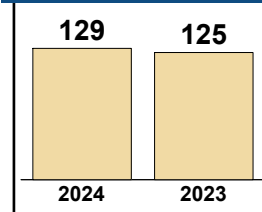
**Court:** Middlesex Circuit  
**Start/End Date:** Jan-23 / Feb-24  
**2023 Average Month:** 55  
**Jan-Feb 2023:** 125  
**Filings Trending:** ▲

**Circuit/Court ID:** 9 209119  
**Type of Case:** Filings  
**2024 Average Month:**65  
**Jan-Feb 2024 :** 129  
**Overall AVG. Month:** 56

Monthly Filings Summary



Jan --- Feb Filings



Filings by Division

Divisions	Jan	Feb	Mar	Apr	May	Jun	Jul	Aug	Sep	Oct	Nov	Dec	Thru Feb	% Change	Total
<b>Total</b>	82	47	-	-	42	41	41	42	51	58	89	37	129	3%	129
2023	72	53	85	49	42	41	41	42	51	58	89	37	125	▲	660
<b>Civil</b>	13	13	-	-	10	6	3	7	10	10	11	12	26	117%	26
2023	7	5	12	7	10	6	3	7	10	10	11	12	12	▲	100
<b>Criminal</b>	24	13	-	-	-	-	-	-	-	-	-	-	37	-12%	37
2023	32	10	33	5	9	4	10	6	14	20	55	10	42	▼	208
<b>Concealed Handgun Permits</b>	39	16	-	-	-	-	-	-	-	-	-	-	55	-14%	55
2023	30	34	33	24	20	25	19	20	21	16	15	12	64	▼	269
<b>Miscellaneous/Other</b>	6	5	-	-	-	-	-	-	-	-	-	-	11	57%	11
2023	3	4	7	13	2	6	8	9	5	12	8	3	7	▲	80
<b>Others</b>	-	-	-	-	-	-	-	-	-	-	-	-	0	0	0
2023	-	-	-	-	1	-	1	-	1	-	-	-	0	↔	3

Filings by Case Category

Case Categories	Jan	Feb	Mar	Apr	May	Jun	Jul	Aug	Sep	Oct	Nov	Dec	Thru Feb	% Change	Total
<b>Administrative Law</b>	-	-	-	-	-	-	-	-	-	-	-	-	0	0	0
2023	-	-	-	-	-	1	-	-	-	-	-	-	0	↔	1
<b>Contested Divorce</b>	-	1	-	-	-	-	-	-	-	-	-	-	1	-50%	1
2023	1	1	2	-	2	-	1	2	2	2	2	-	2	▼	15
<b>Domestic and Family - Level 1</b>	-	-	-	-	-	-	-	-	-	-	-	-	0	0	0
2023	-	-	4	1	1	-	-	3	-	1	2	2	0	↔	14
<b>Domestic and Family - Level 2</b>	1	-	-	-	-	-	-	-	-	-	-	-	1	0%	1
2023	1	-	-	1	-	-	-	-	1	1	1	-	1	↔	5
<b>Felonies and Related Matters</b>	11	8	-	-	-	-	-	-	-	-	-	-	19	-24%	19
2023	17	8	29	-	8	-	5	4	6	8	42	8	25	▼	135
<b>General Civil - Level 1</b>	-	-	-	-	-	-	-	-	-	-	-	-	0	0	0
2023	-	-	-	-	-	1	-	-	-	-	-	1	0	↔	2
<b>General Civil - Level 2</b>	9	1	-	-	-	-	-	-	-	-	-	-	10	10	10
2023	-	-	-	1	2	2	1	1	-	2	1	1	0	↔	11
<b>General Civil - Level 3</b>	1	6	-	-	-	-	-	-	-	-	-	-	7	75%	7
2023	2	2	1	1	1	1	-	-	3	7	1	4	4	▲	23
<b>Miscellaneous Civil</b>	44	17	-	-	-	-	-	-	-	-	-	-	61	-9%	61
2023	31	36	39	36	22	29	25	26	22	22	22	14	67	▼	324
<b>Misdemeanor</b>	13	4	-	-	-	-	-	-	-	-	-	-	17	6%	17
2023	15	1	4	4	1	4	1	2	5	12	11	2	16	▲	62
<b>Other</b>	1	2	-	-	-	-	-	-	-	-	-	-	3	-50%	3
2023	3	3	2	-	1	2	3	3	5	1	-	1	6	▼	24
<b>Other Criminally Related Matters</b>	-	1	-	-	-	-	-	-	-	-	-	-	1	0%	1
2023	-	1	-	2	-	-	4	-	3	-	2	-	1	↔	12
<b>Probates/Wills &amp; Trusts - Level 1</b>	1	-	-	-	-	-	-	-	-	-	-	-	1	1	1
2023	-	-	-	-	-	1	-	-	1	-	-	-	0	↔	2
<b>Probates/Wills &amp; Trusts - Level 2</b>	-	2	-	-	-	-	-	-	-	-	-	-	2	2	2
2023	-	-	-	1	1	-	-	1	-	2	1	1	0	↔	7
<b>Protective Orders</b>	-	-	-	-	-	-	-	-	-	-	-	-	0	0	0
2023	-	-	-	-	-	-	-	-	-	-	1	2	0	↔	3
<b>Uncontested Divorce</b>	1	5	-	-	-	-	-	-	-	-	-	-	6	100%	6
2023	2	1	4	2	3	-	1	-	3	-	3	1	3	▲	20

This report reflects data in the case management system. Numbers will update accordingly as reports are refreshed and posted.




Dashboard

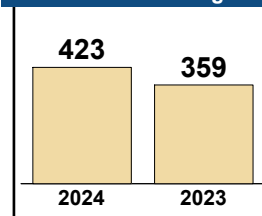
**Court:** New Kent Circuit  
**Start/End Date:** Jan-23 / Feb-24  
**2023 Average Month:** 172  
**Jan-Feb 2023:** 359  
**Filings Trending:** ▲

**Circuit/Court ID:** 9 209127  
**Type of Case:** Filings  
**2024 Average Month:** 212  
**Jan-Feb 2024 :** 423  
**Overall AVG. Month:** 177

Monthly Filings Summary



Jan --- Feb Filings



Filings by Division

Divisions	Jan	Feb	Mar	Apr	May	Jun	Jul	Aug	Sep	Oct	Nov	Dec	Thru Feb	% Change	Total	
<b>Total</b>	2024	212	211	-	-	-	-	-	-	-	-	-	-	423	18%	423
	2023	192	167	180	135	158	136	134	169	239	143	175	232	359	▲	2,060
<b>Civil</b>	2024	24	24	-	-	-	-	-	-	-	-	-	-	48	78%	48
	2023	14	13	20	16	16	11	11	15	25	9	16	8	27	▲	174
<b>Criminal</b>	2024	64	62	-	-	-	-	-	-	-	-	-	-	126	37%	126
	2023	57	35	45	29	47	47	37	66	119	31	55	45	92	▲	613
<b>Concealed Handgun Permits</b>	2024	72	77	-	-	-	-	-	-	-	-	-	-	149	-10%	149
	2023	87	79	65	44	43	48	42	51	54	62	72	48	166	▼	695
<b>Miscellaneous/Other</b>	2024	52	48	-	-	-	-	-	-	-	-	-	-	100	35%	100
	2023	34	40	50	46	51	30	44	37	41	41	32	130	74	▲	576
<b>Others</b>	2024	-	-	-	-	-	-	-	-	-	-	-	-	0	0	0
	2023	-	-	-	-	1	-	-	-	-	-	-	1	0	↔	2

Filings by Case Category

Case Categories	Jan	Feb	Mar	Apr	May	Jun	Jul	Aug	Sep	Oct	Nov	Dec	Thru Feb	% Change	Total	
<b>Administrative Law</b>	2024	-	-	-	-	-	-	-	-	-	-	-	-	0	0	0
	2023	-	-	-	-	-	1	-	-	-	-	-	-	0	↔	1
<b>Contested Divorce</b>	2024	2	4	-	-	-	-	-	-	-	-	-	-	6	100%	6
	2023	3	-	5	1	-	1	-	2	-	3	2	3	3	▲	17
<b>Domestic and Family - Level 1</b>	2024	-	2	-	-	-	-	-	-	-	-	-	-	2	100%	2
	2023	-	1	4	1	2	2	-	1	3	3	2	1	1	▲	19
<b>Domestic and Family - Level 2</b>	2024	-	3	-	-	-	-	-	-	-	-	-	-	3	-25%	3
	2023	-	4	1	-	2	-	-	1	8	-	4	-	4	▼	20
<b>Felonies and Related Matters</b>	2024	38	42	-	-	-	-	-	-	-	-	-	-	80	19%	80
	2023	42	25	29	20	29	33	23	55	95	17	20	27	67	▲	415
<b>General Civil - Level 1</b>	2024	-	-	-	-	-	-	-	-	-	-	-	-	0	-100%	0
	2023	-	1	-	-	-	1	3	-	-	-	-	-	1	▼	5
<b>General Civil - Level 2</b>	2024	2	-	-	-	-	-	-	-	-	-	-	-	2	-67%	2
	2023	4	2	1	8	2	3	4	4	2	4	1	-	6	▼	35
<b>General Civil - Level 3</b>	2024	11	9	-	-	-	-	-	-	-	-	-	-	20	233%	20
	2023	3	3	2	2	3	1	1	4	2	1	2	4	6	▲	28
<b>Miscellaneous Civil</b>	2024	86	85	-	-	-	-	-	-	-	-	-	-	171	-10%	171
	2023	99	90	76	56	60	52	53	61	63	70	81	55	189	▼	816
<b>Misdemeanor</b>	2024	15	16	-	-	-	-	-	-	-	-	-	-	31	29%	31
	2023	14	10	15	7	10	12	13	9	23	8	23	18	24	▲	162
<b>Other</b>	2024	38	40	-	-	-	-	-	-	-	-	-	-	78	56%	78
	2023	22	28	41	35	34	26	33	27	32	32	23	124	50	▲	457
<b>Other Criminally Related Matters</b>	2024	11	4	-	-	-	-	-	-	-	-	-	-	15	1,400%	15
	2023	1	-	1	2	8	2	1	2	3	6	12	-	1	▲	38
<b>Probates/Wills &amp; Trusts - Level 1</b>	2024	1	-	-	-	-	-	-	-	-	-	-	-	1	1	1
	2023	-	-	-	-	-	-	-	-	-	-	-	-	0	↔	0
<b>Probates/Wills &amp; Trusts - Level 2</b>	2024	1	1	-	-	-	-	-	-	-	-	-	-	2	2	2
	2023	-	-	-	-	1	-	1	1	-	-	-	1	0	↔	4
<b>Protective Orders</b>	2024	-	1	-	-	-	-	-	-	-	-	-	-	1	1	1
	2023	-	-	-	-	-	-	-	2	-	-	-	-	0	↔	2
<b>Uncontested Divorce</b>	2024	7	4	-	-	-	-	-	-	-	-	-	-	11	57%	11
	2023	4	3	5	3	7	3	1	4	4	2	4	1	7	▲	41

# PLN-CCMS-10.01 CASELOAD STATISTICS OF THE CIRCUIT COURTS

York

January 2023 -- February 2024 Filings


Alexandria and Fairfax Circuit are not Included in State Totals

## Dashboard

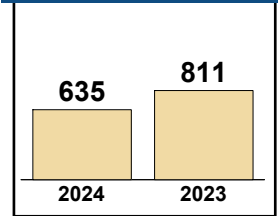
**Court:** York Circuit  
**Start/End Date:** Jan-23 / Feb-24  
**2023 Average Month:** 349  
**Jan-Feb 2023:** 811  
**Filings Trending:** ▼

**Circuit/Court ID:** 9 209199  
**Type of Case:** Filings  
**2024 Average Month:** 318  
**Jan-Feb 2024 :** 635  
**Overall AVG. Month:** 344

## Monthly Filings Summary



## Jan --- Feb Filings



## Filings by Division

Divisions		Jan	Feb	Mar	Apr	May	Jun	Jul	Aug	Sep	Oct	Nov	Dec	Thru Feb	% Change	Total
<b>Total</b>	2024	340	295	-	-	-	-	-	-	-	-	-	-	635	-22%	635
	2023	415	396	451	346	409	320	325	316	337	318	301	250	811	▼	4,184
<b>Civil</b>	2024	53	37	-	-	-	-	-	-	-	-	-	-	90	30%	90
	2023	24	45	47	45	62	51	33	46	45	53	49	37	69	▲	537
<b>Criminal</b>	2024	76	80	-	-	-	-	-	-	-	-	-	-	156	-27%	156
	2023	105	108	154	91	169	75	116	109	134	101	86	48	213	▼	1,296
<b>Concealed Handgun Permits</b>	2024	160	138	-	-	-	-	-	-	-	-	-	-	298	-26%	298
	2023	215	186	182	152	134	134	127	104	110	132	130	105	401	▼	1,711
<b>Miscellaneous/ Other</b>	2024	50	40	-	-	-	-	-	-	-	-	-	-	90	-30%	90
	2023	71	57	65	57	44	60	49	56	48	32	36	60	128	▼	635
<b>Others</b>	2024	1	-	-	-	-	-	-	-	-	-	-	-	1	1	1
	2023	-	-	3	1	-	-	-	1	-	-	-	-	0	↔	5

## Filings by Case Category

Case Categories		Jan	Feb	Mar	Apr	May	Jun	Jul	Aug	Sep	Oct	Nov	Dec	Thru Feb	% Change	Total
<b>Administrative Law</b>	2024	-	-	-	-	-	-	-	-	-	-	-	-	0	0	0
	2023	-	-	-	2	1	-	-	-	-	-	-	-	0	↔	3
<b>Contested Divorce</b>	2024	2	2	-	-	-	-	-	-	-	-	-	-	4	-20%	4
	2023	2	3	5	-	11	5	5	4	14	6	3	1	5	▼	59
<b>Domestic and Family - Level 1</b>	2024	2	-	-	-	-	-	-	-	-	-	-	-	2	-67%	2
	2023	2	4	4	2	1	6	2	7	3	12	4	5	6	▼	52
<b>Domestic and Family - Level 2</b>	2024	15	8	-	-	-	-	-	-	-	-	-	-	23	53%	23
	2023	11	4	15	5	10	5	-	8	1	6	8	8	15	▲	81
<b>Felonies and Related Matters</b>	2024	51	40	-	-	-	-	-	-	-	-	-	-	91	-29%	91
	2023	63	66	89	52	93	33	39	52	78	40	58	24	129	▼	687
<b>General Civil - Level 1</b>	2024	-	1	-	-	-	-	-	-	-	-	-	-	1	-50%	1
	2023	1	1	-	1	-	-	-	-	-	-	2	-	2	▼	5
<b>General Civil - Level 2</b>	2024	10	10	-	-	-	-	-	-	-	-	-	-	20	67%	20
	2023	3	9	6	12	9	7	4	7	13	11	16	8	12	▲	105
<b>General Civil - Level 3</b>	2024	12	4	-	-	-	-	-	-	-	-	-	-	16	7%	16
	2023	8	7	5	6	9	1	5	5	2	4	6	8	15	▲	66
<b>Miscellaneous Civil</b>	2024	205	174	-	-	-	-	-	-	-	-	-	-	379	-25%	379
	2023	270	236	241	194	171	191	172	149	155	158	160	154	506	▼	2,251
<b>Misdemeanor</b>	2024	20	21	-	-	-	-	-	-	-	-	-	-	41	-39%	41
	2023	34	33	54	30	67	29	58	36	42	46	23	14	67	▼	466
<b>Other</b>	2024	5	3	-	-	-	-	-	-	-	-	-	-	8	0%	8
	2023	5	3	6	5	5	8	4	10	1	7	1	4	8	↔	59
<b>Other Criminally Related Matters</b>	2024	5	19	-	-	-	-	-	-	-	-	-	-	24	41%	24
	2023	8	9	11	9	9	13	19	21	14	15	5	10	17	▲	143
<b>Probates/Wills &amp; Trusts - Level 1</b>	2024	1	1	-	-	-	-	-	-	-	-	-	-	2	100%	2
	2023	-	1	-	1	-	-	-	-	-	-	-	-	1	▲	2
<b>Probates/Wills &amp; Trusts - Level 2</b>	2024	2	1	-	-	-	-	-	-	-	-	-	-	3	-40%	3
	2023	2	3	2	2	9	3	4	1	1	1	2	4	5	▼	34
<b>Protective Orders</b>	2024	-	-	-	-	-	-	-	-	-	-	-	-	0	0	0
	2023	-	-	-	-	-	1	-	-	-	-	1	-	0	↔	2
<b>Uncontested Divorce</b>	2024	10	11	-	-	-	-	-	-	-	-	-	-	21	-9%	21
	2023	6	17	13	25	14	18	13	16	13	12	12	10	23	▼	169

This report reflects data in the case management system. Numbers will update accordingly as reports are refreshed and posted.

# PLN-CCMS-10.01 CASELOAD STATISTICS OF THE CIRCUIT COURTS

Williamsburg

January 2023 -- February 2024 Filings


Alexandria and Fairfax Circuit are not Included in State Totals

## Dashboard

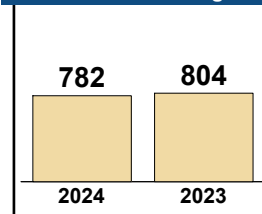
**Court:** Williamsburg Circuit  
**Start/End Date:** Jan-23 / Feb-24  
**2023 Average Month:** 365  
**Jan-Feb 2023:** 804  
**Filings Trending:** ▼

**Circuit/Court ID:** 9 209830  
**Type of Case:** Filings  
**2024 Average Month:** 391  
**Jan-Feb 2024 :** 782  
**Overall AVG. Month:** 369

## Monthly Filings Summary



## Jan --- Feb Filings



## Filings by Division

Divisions		Jan	Feb	Mar	Apr	May	Jun	Jul	Aug	Sep	Oct	Nov	Dec	Thru Feb	% Change	Total
<b>Total</b>	2024	412	370	-	-	-	-	-	-	-	-	-	-	782	-3%	782
	2023	410	394	434	344	418	326	366	368	331	401	276	317	804	▼	4,385
<b>Civil</b>	2024	49	45	-	-	-	-	-	-	-	-	-	-	94	-10%	94
	2023	57	47	58	44	56	66	46	57	50	57	41	36	104	▼	615
<b>Criminal</b>	2024	123	89	-	-	-	-	-	-	-	-	-	-	212	29%	212
	2023	80	84	125	89	151	70	140	104	118	145	91	71	164	▲	1,268
<b>Concealed Handgun Permits</b>	2024	152	141	-	-	-	-	-	-	-	-	-	-	293	-14%	293
	2023	181	159	163	124	119	105	106	102	100	117	97	120	340	▼	1,493
<b>Miscellaneous/ Other</b>	2024	88	95	-	-	-	-	-	-	-	-	-	-	183	-7%	183
	2023	92	104	87	86	91	84	74	105	63	82	47	90	196	▼	1,005
<b>Others</b>	2024	-	-	-	-	-	-	-	-	-	-	-	-	0	0	0
	2023	-	-	1	1	1	1	-	-	-	-	-	-	0	↔	4

## Filings by Case Category

Case Categories		Jan	Feb	Mar	Apr	May	Jun	Jul	Aug	Sep	Oct	Nov	Dec	Thru Feb	% Change	Total
<b>Administrative Law</b>	2024	-	-	-	-	-	-	-	-	-	-	-	-	0	-100%	0
	2023	-	2	-	-	-	-	-	-	-	-	1	1	2	▼	4
<b>Contested Divorce</b>	2024	8	10	-	-	-	-	-	-	-	-	-	-	18	0%	18
	2023	8	10	2	5	7	5	6	3	6	4	4	3	18	↔	63
<b>Domestic and Family - Level 1</b>	2024	-	1	-	-	-	-	-	-	-	-	-	-	1	-90%	1
	2023	6	4	5	6	11	5	5	5	4	4	1	2	10	▼	58
<b>Domestic and Family - Level 2</b>	2024	3	1	-	-	-	-	-	-	-	-	-	-	4	-43%	4
	2023	6	1	6	3	1	3	1	3	1	1	1	4	7	▼	31
<b>Felonies and Related Matters</b>	2024	74	52	-	-	-	-	-	-	-	-	-	-	126	43%	126
	2023	41	47	76	54	85	35	70	48	88	82	35	40	88	▲	701
<b>General Civil - Level 1</b>	2024	-	3	-	-	-	-	-	-	-	-	-	-	3	3	3
	2023	-	-	1	-	1	-	-	2	1	1	-	-	0	↔	6
<b>General Civil - Level 2</b>	2024	12	12	-	-	-	-	-	-	-	-	-	-	24	100%	24
	2023	6	6	11	8	10	12	8	13	13	15	11	9	12	▲	122
<b>General Civil - Level 3</b>	2024	10	7	-	-	-	-	-	-	-	-	-	-	17	-29%	17
	2023	14	10	17	7	11	23	9	9	8	17	13	8	24	▼	146
<b>Miscellaneous Civil</b>	2024	189	183	-	-	-	-	-	-	-	-	-	-	372	-9%	372
	2023	214	197	205	159	151	139	134	140	127	156	122	158	411	▼	1,902
<b>Misdemeanor</b>	2024	24	25	-	-	-	-	-	-	-	-	-	-	49	-9%	49
	2023	31	23	32	31	54	22	57	46	15	50	40	20	54	▼	421
<b>Other</b>	2024	47	49	-	-	-	-	-	-	-	-	-	-	96	-19%	96
	2023	55	63	39	49	55	49	45	67	35	39	15	51	118	▼	562
<b>Other Criminally Related Matters</b>	2024	25	13	-	-	-	-	-	-	-	-	-	-	38	65%	38
	2023	9	14	18	4	12	13	17	10	16	13	16	11	23	▲	153
<b>Probates/Wills &amp; Trusts - Level 1</b>	2024	-	-	-	-	-	-	-	-	-	-	-	-	0	-100%	0
	2023	-	2	1	-	-	1	-	1	-	1	-	-	2	▼	6
<b>Probates/Wills &amp; Trusts - Level 2</b>	2024	3	2	-	-	-	-	-	-	-	-	-	-	5	25%	5
	2023	3	1	1	4	1	4	5	6	4	5	2	4	4	▲	40
<b>Uncontested Divorce</b>	2024	17	12	-	-	-	-	-	-	-	-	-	-	29	-6%	29
	2023	17	14	20	14	19	15	9	15	13	12	15	7	31	▼	170

This report reflects data in the case management system. Numbers will update accordingly as reports are refreshed and posted.

Dashboard		Monthly Filings Summary		Jan --- Feb Filings	
<b>Court:</b> Appomattox Circuit	<b>Circuit/Court ID:</b> 10 210011			<div style="display: flex; justify-content: space-around;"> <div style="text-align: center;"> <p><b>226</b></p> <p>2024</p> </div> <div style="text-align: center;"> <p><b>219</b></p> <p>2023</p> </div> </div>	
<b>Start/End Date:</b> Jan-23 / Feb-24	<b>Type of Case:</b> Filings				
<b>2023 Average Month:</b> 95	<b>2024 Average Month:</b> 113				
<b>Jan-Feb 2023:</b> 219	<b>Jan-Feb 2024 :</b> 226				
<b>Filings Trending:</b> ▲	<b>Overall AVG. Month:</b> 97				

Filings by Division																
Divisions		Jan	Feb	Mar	Apr	May	Jun	Jul	Aug	Sep	Oct	Nov	Dec	Thru Feb	% Change	Total
<b>Total</b>	2024	116	110	-	-	-	-	-	-	-	-	-	-	226	3%	226
	2023	120	99	140	113	78	57	65	115	96	107	82	65	219	▲	1,137
<b>Civil</b>	2024	9	9	-	-	-	-	-	-	-	-	-	-	18	13%	18
	2023	8	8	7	16	8	9	3	16	12	14	7	11	16	▲	119
<b>Criminal</b>	2024	49	35	-	-	-	-	-	-	-	-	-	-	84	29%	84
	2023	36	29	43	52	23	12	19	56	31	39	33	17	65	▲	390
<b>Concealed Handgun Permits</b>	2024	52	57	-	-	-	-	-	-	-	-	-	-	109	-9%	109
	2023	70	50	83	40	42	27	34	36	45	47	35	32	120	▼	541
<b>Miscellaneous/ Other</b>	2024	6	9	-	-	-	-	-	-	-	-	-	-	15	-17%	15
	2023	6	12	7	5	5	9	8	7	8	7	7	5	18	▼	86
<b>Others</b>	2024	-	-	-	-	-	-	-	-	-	-	-	-	0	0	0
	2023	-	-	-	-	-	-	1	-	-	-	-	-	0	↔	1

Filings by Case Category																
Case Categories		Jan	Feb	Mar	Apr	May	Jun	Jul	Aug	Sep	Oct	Nov	Dec	Thru Feb	% Change	Total
<b>Contested Divorce</b>	2024	-	2	-	-	-	-	-	-	-	-	-	-	2	2	2
	2023	-	-	1	2	1	1	1	3	-	2	2	1	0	↔	14
<b>Domestic and Family - Level 1</b>	2024	-	2	-	-	-	-	-	-	-	-	-	-	2	-33%	2
	2023	-	3	1	4	-	-	-	3	2	6	-	3	3	▼	22
<b>Domestic and Family - Level 2</b>	2024	-	1	-	-	-	-	-	-	-	-	-	-	1	-75%	1
	2023	-	4	-	1	2	2	1	3	1	-	-	-	4	▼	14
<b>Felonies and Related Matters</b>	2024	33	30	-	-	-	-	-	-	-	-	-	-	63	26%	63
	2023	30	20	25	48	18	9	16	47	19	20	30	13	50	▲	295
<b>General Civil - Level 2</b>	2024	-	3	-	-	-	-	-	-	-	-	-	-	3	0%	3
	2023	2	1	2	3	1	-	-	3	2	3	2	-	3	↔	19
<b>General Civil - Level 3</b>	2024	7	2	-	-	-	-	-	-	-	-	-	-	9	125%	9
	2023	3	1	1	-	1	4	-	1	4	4	1	4	4	▲	24
<b>Miscellaneous Civil</b>	2024	57	64	-	-	-	-	-	-	-	-	-	-	121	-12%	121
	2023	76	61	90	45	47	36	41	41	53	53	42	37	137	▼	622
<b>Misdemeanor</b>	2024	15	4	-	-	-	-	-	-	-	-	-	-	19	36%	19
	2023	6	8	11	4	5	3	3	9	8	11	3	4	14	▲	75
<b>Other</b>	2024	-	-	-	-	-	-	-	-	-	-	-	-	0	-100%	0
	2023	1	-	-	-	-	-	1	1	-	-	-	-	1	▼	3
<b>Other Criminally Related Matters</b>	2024	1	1	-	-	-	-	-	-	-	-	-	-	2	100%	2
	2023	-	1	7	-	-	-	-	-	4	8	-	-	1	▲	20
<b>Probates/Wills &amp; Trusts - Level 2</b>	2024	-	-	-	-	-	-	-	-	-	-	-	-	0	0	0
	2023	-	-	1	1	-	-	-	2	-	-	-	-	0	↔	4
<b>Uncontested Divorce</b>	2024	3	1	-	-	-	-	-	-	-	-	-	-	4	100%	4
	2023	2	-	1	5	3	2	2	2	3	-	2	3	2	▲	25

# PLN-CCMS-10.01 CASELOAD STATISTICS OF THE CIRCUIT COURTS

**Buckingham**

January 2023 -- February 2024 Filings


Alexandria and Fairfax Circuit are not Included in State Totals

## Dashboard

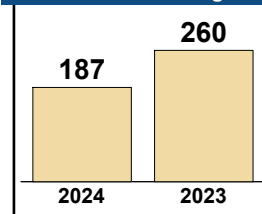
**Court:** Buckingham Circuit  
**Start/End Date:** Jan-23 / Feb-24  
**2023 Average Month:** 97  
**Jan-Feb 2023:** 260  
**Filings Trending:** ▼

**Circuit/Court ID:** 10 210029  
**Type of Case:** Filings  
**2024 Average Month:** 94  
**Jan-Feb 2024 :** 187  
**Overall AVG. Month:** 97

## Monthly Filings Summary



## Jan --- Feb Filings



## Filings by Division

Divisions	Jan	Feb	Mar	Apr	May	Jun	Jul	Aug	Sep	Oct	Nov	Dec	Thru Feb	% Change	Total
<b>Total</b>	92	95	-	-	-	-	-	-	-	-	-	-	187	-28%	187
2023	202	58	121	124	85	105	74	113	105	102	41	36	260	▼	1,166
<b>Civil</b>	10	8	-	-	-	-	-	-	-	-	-	-	18	6%	18
2023	8	9	7	9	8	9	13	4	8	7	7	1	17	▲	90
<b>Criminal</b>	23	27	-	-	-	-	-	-	-	-	-	-	50	-67%	50
2023	140	11	50	60	35	68	22	57	48	60	9	18	151	▼	578
<b>Concealed Handgun Permits</b>	38	38	-	-	-	-	-	-	-	-	-	-	76	7%	76
2023	43	28	48	36	27	21	24	38	35	23	18	10	71	▲	351
<b>Miscellaneous/Other</b>	21	22	-	-	-	-	-	-	-	-	-	-	43	105%	43
2023	11	10	16	19	15	7	15	14	14	12	7	7	21	▲	147

## Filings by Case Category

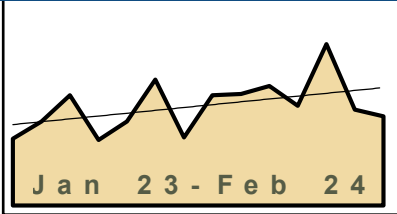
Case Categories	Jan	Feb	Mar	Apr	May	Jun	Jul	Aug	Sep	Oct	Nov	Dec	Thru Feb	% Change	Total
<b>Administrative Law</b>	1	-	-	-	-	-	-	-	-	-	-	-	1	0%	1
2023	1	-	-	-	1	-	-	-	-	1	1	-	1	↔	4
<b>Contested Divorce</b>	1	-	-	-	-	-	-	-	-	-	-	-	1	1	1
2023	-	-	1	3	1	1	4	2	1	-	-	1	0	↔	14
<b>Domestic and Family - Level 1</b>	3	1	-	-	-	-	-	-	-	-	-	-	4	100%	4
2023	2	-	-	-	-	1	-	-	-	-	-	-	2	▲	3
<b>Domestic and Family - Level 2</b>	-	-	-	-	-	-	-	-	-	-	-	-	0	-100%	0
2023	-	1	-	-	2	3	1	-	1	-	2	-	1	▼	10
<b>Felonies and Related Matters</b>	19	19	-	-	-	-	-	-	-	-	-	-	38	-72%	38
2023	132	5	40	47	26	66	14	40	34	37	8	14	137	▼	463
<b>General Civil - Level 1</b>	-	-	-	-	-	-	-	-	-	-	-	-	0	-100%	0
2023	1	-	2	-	1	-	-	-	-	-	-	-	1	▼	4
<b>General Civil - Level 2</b>	1	1	-	-	-	-	-	-	-	-	-	-	2	-60%	2
2023	2	3	2	1	2	2	1	3	2	2	3	-	5	▼	23
<b>General Civil - Level 3</b>	1	4	-	-	-	-	-	-	-	-	-	-	5	67%	5
2023	1	2	2	-	-	2	2	-	-	2	1	-	3	▲	12
<b>Miscellaneous Civil</b>	44	46	-	-	-	-	-	-	-	-	-	-	90	8%	90
2023	50	33	61	47	30	25	30	47	46	32	25	12	83	▲	438
<b>Misdemeanor</b>	4	5	-	-	-	-	-	-	-	-	-	-	9	-31%	9
2023	8	5	9	11	9	1	6	13	7	23	1	4	13	▼	97
<b>Other</b>	15	12	-	-	-	-	-	-	-	-	-	-	27	238%	27
2023	3	5	2	8	11	2	10	4	2	2	-	5	8	▲	54
<b>Other Criminally Related Matters</b>	-	3	-	-	-	-	-	-	-	-	-	-	3	200%	3
2023	-	1	1	2	-	1	2	4	7	-	-	-	1	▲	18
<b>Probates/Wills &amp; Trusts - Level 1</b>	-	-	-	-	-	-	-	-	-	-	-	-	0	0	0
2023	-	-	-	-	-	-	-	-	1	-	-	-	0	↔	1
<b>Probates/Wills &amp; Trusts - Level 2</b>	1	-	-	-	-	-	-	-	-	-	-	-	1	1	1
2023	-	-	-	1	-	1	1	-	1	-	-	-	0	↔	4
<b>Uncontested Divorce</b>	2	4	-	-	-	-	-	-	-	-	-	-	6	20%	6
2023	2	3	1	4	2	-	3	-	3	3	-	-	5	▲	21

Dashboard

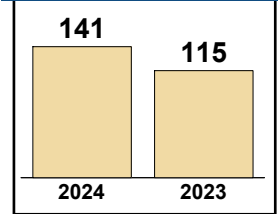
**Court:** Charlotte Circuit  
**Start/End Date:** Jan-23 / Feb-24  
**2023 Average Month:** 77  
**Jan-Feb 2023:** 115  
**Filings Trending:** ▲

**Circuit/Court ID:** 10 210037  
**Type of Case:** Filings  
**2024 Average Month:**71  
**Jan-Feb 2024 :** 141  
**Overall AVG. Month:** 76

Monthly Filings Summary



Jan --- Feb Filings



Filings by Division

Divisions		Jan	Feb	Mar	Apr	May	Jun	Jul	Aug	Sep	Oct	Nov	Dec	Thru Feb	% Change	Total
<b>Total</b>	2024	73	68	-	-	64	96	52	84	85	91	76	123	141	23%	141
	2023	51	64	84	50	64	96	52	84	85	91	76	123	115	▲	920
<b>Civil</b>	2024	10	10	-	-	-	-	-	-	-	-	-	-	20	33%	20
	2023	7	8	11	5	10	3	8	8	14	5	13	9	15	▲	101
<b>Criminal</b>	2024	19	12	-	-	-	-	-	-	-	-	-	-	31	-6%	31
	2023	6	27	21	27	16	73	7	39	31	50	32	23	33	▼	352
<b>Concealed Handgun Permits</b>	2024	17	27	-	-	-	-	-	-	-	-	-	-	44	13%	44
	2023	21	18	39	8	19	12	20	21	23	18	23	15	39	▲	237
<b>Miscellaneous/Other</b>	2024	26	19	-	-	-	-	-	-	-	-	-	-	45	61%	45
	2023	17	11	13	10	19	8	17	16	17	18	8	76	28	▲	230
<b>Others</b>	2024	1	-	-	-	-	-	-	-	-	-	-	-	1	1	1
	2023	-	-	-	-	-	-	-	-	-	-	-	-	0	↔	0

Filings by Case Category


Case Categories		Jan	Feb	Mar	Apr	May	Jun	Jul	Aug	Sep	Oct	Nov	Dec	Thru Feb	% Change	Total
<b>Contested Divorce</b>	2024	1	-	-	-	-	-	-	-	-	-	-	-	1	1	1
	2023	-	-	1	-	1	-	2	-	1	-	1	3	0	↔	9
<b>Domestic and Family - Level 1</b>	2024	1	-	-	-	-	-	-	-	-	-	-	-	1	-80%	1
	2023	1	4	4	2	6	-	-	-	3	1	1	1	5	▼	23
<b>Domestic and Family - Level 2</b>	2024	2	3	-	-	-	-	-	-	-	-	-	-	5	400%	5
	2023	1	-	-	1	-	2	1	1	1	1	2	-	1	▲	10
<b>Felonies and Related Matters</b>	2024	15	9	-	-	-	-	-	-	-	-	-	-	24	-17%	24
	2023	4	25	15	21	10	70	3	34	20	46	16	18	29	▼	282
<b>General Civil - Level 1</b>	2024	-	-	-	-	-	-	-	-	-	-	-	-	0	0	0
	2023	-	-	-	-	-	-	1	-	-	-	-	-	0	↔	1
<b>General Civil - Level 2</b>	2024	-	-	-	-	-	-	-	-	-	-	-	-	0	0	0
	2023	-	-	1	-	1	-	2	1	3	1	2	1	0	↔	12
<b>General Civil - Level 3</b>	2024	3	2	-	-	-	-	-	-	-	-	-	-	5	25%	5
	2023	3	1	1	-	1	1	1	3	4	3	4	1	4	▲	23
<b>Miscellaneous Civil</b>	2024	20	34	-	-	-	-	-	-	-	-	-	-	54	4%	54
	2023	29	23	44	12	25	15	27	26	31	28	28	21	52	▲	309
<b>Misdemeanor</b>	2024	3	3	-	-	-	-	-	-	-	-	-	-	6	100%	6
	2023	2	1	2	6	7	2	3	5	10	4	10	6	3	▲	58
<b>Other</b>	2024	23	11	-	-	-	-	-	-	-	-	-	-	34	113%	34
	2023	9	7	8	6	12	5	10	12	9	7	3	70	16	▲	158
<b>Other Criminally Related Matters</b>	2024	1	-	-	-	-	-	-	-	-	-	-	-	1	0%	1
	2023	-	1	5	-	-	1	1	-	1	-	6	-	1	↔	15
<b>Probates/Wills &amp; Trusts - Level 1</b>	2024	1	-	-	-	-	-	-	-	-	-	-	-	1	1	1
	2023	-	-	-	-	-	-	-	-	-	-	-	-	0	↔	0
<b>Probates/Wills &amp; Trusts - Level 2</b>	2024	1	1	-	-	-	-	-	-	-	-	-	-	2	2	2
	2023	-	-	-	-	1	-	-	1	1	-	-	-	0	↔	3
<b>Uncontested Divorce</b>	2024	2	5	-	-	-	-	-	-	-	-	-	-	7	75%	7
	2023	2	2	3	2	-	-	1	1	1	-	3	2	4	▲	17

Dashboard

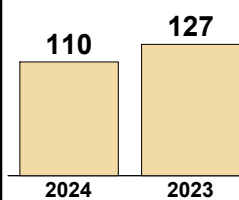
**Court:** Cumberland Circuit  
**Start/End Date:** Jan-23 / Feb-24  
**2023 Average Month:** 51  
**Jan-Feb 2023:** 127  
**Filings Trending:** ▼

**Circuit/Court ID:** 10 210049  
**Type of Case:** Filings  
**2024 Average Month:**55  
**Jan-Feb 2024 :** 110  
**Overall AVG. Month:** 51

Monthly Filings Summary



Jan --- Feb Filings



Filings by Division

Divisions		Jan	Feb	Mar	Apr	May	Jun	Jul	Aug	Sep	Oct	Nov	Dec	Thru Feb	% Change	Total
<b>Total</b>	2024	52	58	-	-	-	-	-	-	-	-	-	-	110	-13%	110
	2023	64	63	48	48	34	61	35	54	48	40	52	62	127	▼	609
<b>Civil</b>	2024	5	4	-	-	-	-	-	-	-	-	-	-	9	-31%	9
	2023	6	7	7	3	4	6	6	12	7	6	6	9	13	▼	79
<b>Criminal</b>	2024	5	21	-	-	-	-	-	-	-	-	-	-	26	-42%	26
	2023	21	24	6	21	6	31	11	11	14	11	19	15	45	▼	190
<b>Concealed Handgun Permits</b>	2024	28	18	-	-	-	-	-	-	-	-	-	-	46	-6%	46
	2023	26	23	28	18	16	15	14	22	19	16	20	29	49	▼	246
<b>Miscellaneous/ Other</b>	2024	14	15	-	-	-	-	-	-	-	-	-	-	29	45%	29
	2023	11	9	7	6	8	9	4	9	8	7	7	9	20	▲	94

Filings by Case Category

Case Categories		Jan	Feb	Mar	Apr	May	Jun	Jul	Aug	Sep	Oct	Nov	Dec	Thru Feb	% Change	Total
<b>Contested Divorce</b>	2024	-	1	-	-	-	-	-	-	-	-	-	-	1	-50%	1
	2023	-	2	-	1	-	1	-	1	-	-	-	2	2	▼	7
<b>Domestic and Family - Level 1</b>	2024	-	-	-	-	-	-	-	-	-	-	-	-	0	-100%	0
	2023	1	-	-	-	-	-	-	1	3	-	4	-	1	▼	9
<b>Domestic and Family - Level 2</b>	2024	-	1	-	-	-	-	-	-	-	-	-	-	1	1	1
	2023	-	-	-	-	1	-	-	-	1	-	-	-	0	↔	2
<b>Felonies and Related Matters</b>	2024	3	20	-	-	-	-	-	-	-	-	-	-	23	-18%	23
	2023	15	13	2	11	5	13	4	4	12	6	13	13	28	▼	111
<b>General Civil - Level 1</b>	2024	-	-	-	-	-	-	-	-	-	-	-	-	0	0	0
	2023	-	-	-	-	-	-	-	-	-	1	-	-	0	↔	1
<b>General Civil - Level 2</b>	2024	1	1	-	-	-	-	-	-	-	-	-	-	2	100%	2
	2023	1	-	1	-	1	-	1	1	1	2	-	5	1	▲	13
<b>General Civil - Level 3</b>	2024	2	1	-	-	-	-	-	-	-	-	-	-	3	-40%	3
	2023	3	2	-	-	1	4	2	4	1	-	-	1	5	▼	18
<b>Miscellaneous Civil</b>	2024	36	21	-	-	-	-	-	-	-	-	-	-	57	-7%	57
	2023	34	27	33	22	21	20	17	30	20	22	26	37	61	▼	309
<b>Misdemeanor</b>	2024	2	1	-	-	-	-	-	-	-	-	-	-	3	-75%	3
	2023	6	6	3	5	-	18	3	5	2	5	6	2	12	▼	61
<b>Other</b>	2024	6	12	-	-	-	-	-	-	-	-	-	-	18	125%	18
	2023	3	5	3	2	2	4	2	2	7	1	1	1	8	▲	33
<b>Other Criminally Related Matters</b>	2024	-	-	-	-	-	-	-	-	-	-	-	-	0	-100%	0
	2023	-	5	1	5	1	-	4	2	-	-	-	-	5	▼	18
<b>Probates/Wills &amp; Trusts - Level 2</b>	2024	1	-	-	-	-	-	-	-	-	-	-	-	1	0%	1
	2023	-	1	1	-	-	-	-	-	-	1	-	-	1	↔	3
<b>Uncontested Divorce</b>	2024	1	-	-	-	-	-	-	-	-	-	-	-	1	-67%	1
	2023	1	2	4	2	2	1	2	4	1	2	2	1	3	▼	24

# PLN-CCMS-10.01 CASELOAD STATISTICS OF THE CIRCUIT COURTS

Halifax

January 2023 -- February 2024 Filings

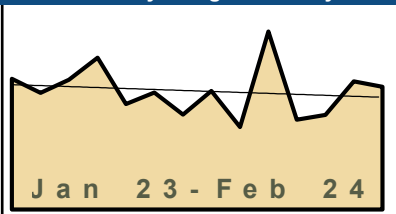
Alexandria and Fairfax Circuit are not Included in State Totals

## Dashboard


**Court:** Halifax Circuit  
**Start/End Date:** Jan-23 / Feb-24  
**2023 Average Month:** 224  
**Jan-Feb 2023:** 471  
**Filings Trending:** ↔

**Circuit/Court ID:** 10 210083  
**Type of Case:** Filings  
**2024 Average Month:** 239  
**Jan-Feb 2024 :** 478  
**Overall AVG. Month:** 226

## Monthly Filings Summary



## Jan --- Feb Filings



## Filings by Division

Divisions		Jan	Feb	Mar	Apr	May	Jun	Jul	Aug	Sep	Oct	Nov	Dec	Thru Feb	% Change	Total
<b>Total</b>	2024	244	234	-	-	-	-	-	-	-	-	-	-	478	1%	478
	2023	249	222	247	289	201	223	181	226	157	339	171	180	471	▲	2,685
<b>Civil</b>	2024	15	18	-	-	-	-	-	-	-	-	-	-	33	-23%	33
	2023	24	19	31	34	12	37	18	36	22	26	18	23	43	▼	300
<b>Criminal</b>	2024	135	111	-	-	-	-	-	-	-	-	-	-	246	46%	246
	2023	93	76	97	172	120	82	64	89	77	216	91	84	169	▲	1,261
<b>Concealed Handgun Permits</b>	2024	66	67	-	-	-	-	-	-	-	-	-	-	133	-26%	133
	2023	98	82	80	52	47	61	60	63	43	73	50	61	180	▼	770
<b>Miscellaneous/Other</b>	2024	28	38	-	-	-	-	-	-	-	-	-	-	66	-16%	66
	2023	34	45	39	31	22	43	39	37	14	23	12	12	79	▼	351
<b>Others</b>	2024	-	-	-	-	-	-	-	-	-	-	-	-	0	0	0
	2023	-	-	-	-	-	-	-	1	1	1	-	-	0	↔	3

## Filings by Case Category

Case Categories		Jan	Feb	Mar	Apr	May	Jun	Jul	Aug	Sep	Oct	Nov	Dec	Thru Feb	% Change	Total
<b>Administrative Law</b>	2024	-	-	-	-	-	-	-	-	-	-	-	-	0	0	0
	2023	-	-	2	-	-	-	-	-	1	-	-	-	0	↔	3
<b>Contested Divorce</b>	2024	2	3	-	-	-	-	-	-	-	-	-	-	5	-17%	5
	2023	4	2	5	3	1	6	1	3	3	2	1	3	6	▼	34
<b>Domestic and Family - Level 1</b>	2024	1	3	-	-	-	-	-	-	-	-	-	-	4	33%	4
	2023	3	-	-	2	-	2	1	1	1	4	4	1	3	▲	19
<b>Domestic and Family - Level 2</b>	2024	1	-	-	-	-	-	-	-	-	-	-	-	1	-75%	1
	2023	1	3	-	-	-	3	1	2	-	1	2	-	4	▼	13
<b>Felonies and Related Matters</b>	2024	92	68	-	-	-	-	-	-	-	-	-	-	160	80%	160
	2023	42	47	70	143	77	46	38	58	43	104	57	60	89	▲	785
<b>General Civil - Level 1</b>	2024	1	2	-	-	-	-	-	-	-	-	-	-	3	200%	3
	2023	-	1	-	-	-	1	-	-	-	-	-	-	1	▲	2
<b>General Civil - Level 2</b>	2024	4	4	-	-	-	-	-	-	-	-	-	-	8	33%	8
	2023	5	1	4	7	3	5	4	4	4	2	2	3	6	▲	44
<b>General Civil - Level 3</b>	2024	1	2	-	-	-	-	-	-	-	-	-	-	3	-63%	3
	2023	5	3	7	19	4	3	5	6	2	6	2	4	8	▼	66
<b>Miscellaneous Civil</b>	2024	76	87	-	-	-	-	-	-	-	-	-	-	163	-22%	163
	2023	112	97	94	61	56	77	71	75	55	95	61	72	209	▼	926
<b>Misdemeanor</b>	2024	43	35	-	-	-	-	-	-	-	-	-	-	78	13%	78
	2023	40	29	29	19	38	28	18	21	20	102	22	24	69	▲	390
<b>Other</b>	2024	15	17	-	-	-	-	-	-	-	-	-	-	32	-36%	32
	2023	20	30	26	20	13	30	24	34	1	2	-	-	50	▼	200
<b>Other Criminally Related Matters</b>	2024	1	8	-	-	-	-	-	-	-	-	-	-	9	-25%	9
	2023	11	1	2	10	5	8	8	10	14	10	12	1	12	▼	92
<b>Probates/Wills &amp; Trusts - Level 1</b>	2024	-	-	-	-	-	-	-	-	-	-	-	-	0	0	0
	2023	-	-	-	-	-	1	-	1	-	-	-	-	0	↔	2
<b>Probates/Wills &amp; Trusts - Level 2</b>	2024	-	-	-	-	-	-	-	-	-	-	-	-	0	0	0
	2023	-	-	1	-	1	5	2	3	7	1	2	3	0	↔	25
<b>Uncontested Divorce</b>	2024	7	5	-	-	-	-	-	-	-	-	-	-	12	-14%	12
	2023	6	8	7	5	3	8	8	8	6	10	6	9	14	▼	84

This report reflects data in the case management system. Numbers will update accordingly as reports are refreshed and posted.



# PLN-CCMS-10.01 CASELOAD STATISTICS OF THE CIRCUIT COURTS

Lunenburg

January 2023 -- February 2024 Filings

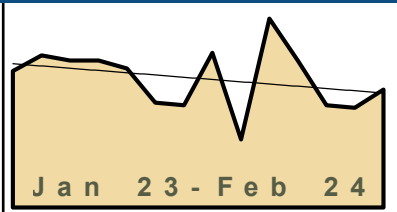
Alexandria and Fairfax Circuit are not Included in State Totals

## Dashboard

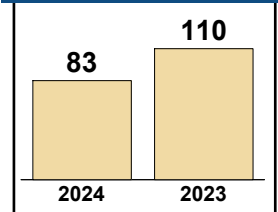
**Court:** Lunenburg Circuit  
**Start/End Date:** Jan-23 / Feb-24  
**2023 Average Month:** 51  
**Jan-Feb 2023:** 110  
**Filings Trending:** ▼

**Circuit/Court ID:** 10 210111  
**Type of Case:** Filings  
**2024 Average Month:** 42  
**Jan-Feb 2024 :** 83  
**Overall AVG. Month:** 49

## Monthly Filings Summary



## Jan --- Feb Filings



## Filings by Division

Divisions		Jan	Feb	Mar	Apr	May	Jun	Jul	Aug	Sep	Oct	Nov	Dec	Thru Feb	% Change	Total
<b>Total</b>	2024	38	45	-	-	-	-	-	-	-	-	-	-	83	-25%	83
	2023	52	58	56	56	53	40	39	59	26	72	56	39	110	▼	606
<b>Civil</b>	2024	3	8	-	-	-	-	-	-	-	-	-	-	11	22%	11
	2023	2	7	-	2	5	5	1	1	3	2	2	2	9	▲	32
<b>Criminal</b>	2024	15	9	-	-	-	-	-	-	-	-	-	-	24	-8%	24
	2023	6	20	5	33	16	17	10	21	6	37	26	4	26	▼	201
<b>Concealed Handgun Permits</b>	2024	13	24	-	-	-	-	-	-	-	-	-	-	37	-27%	37
	2023	28	23	35	13	24	13	17	25	11	26	18	16	51	▼	249
<b>Miscellaneous/ Other</b>	2024	7	4	-	-	-	-	-	-	-	-	-	-	11	-54%	11
	2023	16	8	16	8	8	5	11	12	6	7	10	17	24	▼	124

## Filings by Case Category

Case Categories		Jan	Feb	Mar	Apr	May	Jun	Jul	Aug	Sep	Oct	Nov	Dec	Thru Feb	% Change	Total
<b>Contested Divorce</b>	2024	2	1	-	-	-	-	-	-	-	-	-	-	3	50%	3
	2023	1	1	-	1	-	1	-	-	-	-	-	1	2	▲	5
<b>Domestic and Family - Level 1</b>	2024	-	1	-	-	-	-	-	-	-	-	-	-	1	-50%	1
	2023	-	2	-	-	-	-	-	-	-	-	-	-	2	▼	2
<b>Felonies and Related Matters</b>	2024	14	7	-	-	-	-	-	-	-	-	-	-	21	91%	21
	2023	3	8	3	22	14	15	6	17	4	31	17	4	11	▲	144
<b>General Civil - Level 1</b>	2024	1	-	-	-	-	-	-	-	-	-	-	-	1	1	1
	2023	-	-	-	1	-	-	-	-	-	-	-	-	0	↔	1
<b>General Civil - Level 2</b>	2024	2	2	-	-	-	-	-	-	-	-	-	-	4	-67%	4
	2023	10	2	5	3	1	1	7	1	1	1	-	3	12	▼	35
<b>General Civil - Level 3</b>	2024	-	5	-	-	-	-	-	-	-	-	-	-	5	-29%	5
	2023	5	2	2	1	2	-	2	4	3	-	1	1	7	▼	23
<b>Miscellaneous Civil</b>	2024	18	26	-	-	-	-	-	-	-	-	-	-	44	-23%	44
	2023	29	28	44	16	29	17	19	28	13	32	27	30	57	▼	312
<b>Misdemeanor</b>	2024	1	2	-	-	-	-	-	-	-	-	-	-	3	-79%	3
	2023	2	12	2	11	2	2	1	3	1	6	5	-	14	▼	47
<b>Other</b>	2024	-	-	-	-	-	-	-	-	-	-	-	-	0	0	0
	2023	-	-	-	-	1	1	-	4	1	-	1	-	0	↔	8
<b>Other Criminally Related Matters</b>	2024	-	-	-	-	-	-	-	-	-	-	-	-	0	-100%	0
	2023	1	-	-	-	-	-	3	1	1	-	4	-	1	▼	10
<b>Probates/Wills &amp; Trusts - Level 2</b>	2024	-	-	-	-	-	-	-	-	-	-	-	-	0	-100%	0
	2023	-	1	-	-	-	-	-	-	2	1	-	-	1	▼	4
<b>Uncontested Divorce</b>	2024	-	1	-	-	-	-	-	-	-	-	-	-	1	-67%	1
	2023	1	2	-	1	4	3	1	1	-	1	1	-	3	▼	15

# PLN-CCMS-10.01 CASELOAD STATISTICS OF THE CIRCUIT COURTS

Mecklenburg

January 2023 -- February 2024 Filings


Alexandria and Fairfax Circuit are not Included in State Totals

## Dashboard

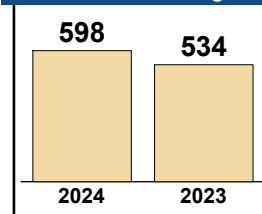
**Court:** Mecklenburg Circuit  
**Start/End Date:** Jan-23 / Feb-24  
**2023 Average Month:** 271  
**Jan-Feb 2023:** 534  
**Filings Trending:** ▲

**Circuit/Court ID:** 10 210117  
**Type of Case:** Filings  
**2024 Average Month:** 299  
**Jan-Feb 2024 :** 598  
**Overall AVG. Month:** 275

## Monthly Filings Summary



## Jan --- Feb Filings



## Filings by Division

Divisions		Jan	Feb	Mar	Apr	May	Jun	Jul	Aug	Sep	Oct	Nov	Dec	Thru Feb	% Change	Total
<b>Total</b>	2024	327	271	-	-	-	-	-	-	-	-	-	-	598	12%	598
	2023	251	283	337	274	357	245	190	323	320	257	234	176	534	▲	3,247
<b>Civil</b>	2024	40	45	-	-	-	-	-	-	-	-	-	-	85	0%	85
	2023	33	52	79	50	51	47	29	36	98	41	44	34	85	↔	594
<b>Criminal</b>	2024	186	128	-	-	-	-	-	-	-	-	-	-	314	59%	314
	2023	81	116	116	98	194	112	94	202	122	116	111	87	197	▲	1,449
<b>Concealed Handgun Permits</b>	2024	76	62	-	-	-	-	-	-	-	-	-	-	138	-17%	138
	2023	94	72	83	85	74	55	42	53	56	54	53	30	166	▼	751
<b>Miscellaneous/Other</b>	2024	24	35	-	-	-	-	-	-	-	-	-	-	59	-30%	59
	2023	42	42	59	41	38	30	24	32	44	46	25	25	84	▼	448
<b>Others</b>	2024	1	1	-	-	-	-	-	-	-	-	-	-	2	0%	2
	2023	1	1	-	-	-	1	1	-	-	-	1	-	2	↔	5

## Filings by Case Category

Case Categories		Jan	Feb	Mar	Apr	May	Jun	Jul	Aug	Sep	Oct	Nov	Dec	Thru Feb	% Change	Total
<b>Administrative Law</b>	2024	-	-	-	-	-	-	-	-	-	-	-	-	0	0	0
	2023	-	-	-	-	-	1	-	-	-	-	-	-	0	↔	1
<b>Capital Murder</b>	2024	-	-	-	-	-	-	-	-	-	-	-	-	0	0	0
	2023	-	-	-	-	-	-	-	2	-	-	-	-	0	↔	2
<b>Contested Divorce</b>	2024	9	13	-	-	-	-	-	-	-	-	-	-	22	47%	22
	2023	4	11	28	10	13	3	9	5	13	5	6	6	15	▲	113
<b>Domestic and Family - Level 1</b>	2024	4	1	-	-	-	-	-	-	-	-	-	-	5	-58%	5
	2023	3	9	10	5	5	12	4	5	8	2	6	1	12	▼	70
<b>Domestic and Family - Level 2</b>	2024	1	1	-	-	-	-	-	-	-	-	-	-	2	2	2
	2023	-	-	-	-	2	3	-	1	3	1	-	2	0	↔	12
<b>Felonies and Related Matters</b>	2024	157	81	-	-	-	-	-	-	-	-	-	-	238	55%	238
	2023	60	94	84	57	165	69	70	132	81	89	69	29	154	▲	999
<b>General Civil - Level 1</b>	2024	-	-	-	-	-	-	-	-	-	-	-	-	0	0	0
	2023	-	-	1	-	-	-	1	-	-	-	1	-	0	↔	3
<b>General Civil - Level 2</b>	2024	6	2	-	-	-	-	-	-	-	-	-	-	8	60%	8
	2023	2	3	4	2	3	2	5	3	10	9	4	6	5	▲	53
<b>General Civil - Level 3</b>	2024	-	5	-	-	-	-	-	-	-	-	-	-	5	25%	5
	2023	2	2	5	2	3	3	2	3	46	2	6	5	4	▲	81
<b>Miscellaneous Civil</b>	2024	85	80	-	-	-	-	-	-	-	-	-	-	165	-12%	165
	2023	103	85	100	107	84	67	47	65	78	74	62	43	188	▼	915
<b>Misdemeanor</b>	2024	23	32	-	-	-	-	-	-	-	-	-	-	55	31%	55
	2023	20	22	24	18	24	35	20	60	37	26	37	51	42	▲	374
<b>Other</b>	2024	15	13	-	-	-	-	-	-	-	-	-	-	28	-56%	28
	2023	35	29	40	18	27	17	16	19	23	24	16	10	64	▼	274
<b>Other Criminally Related Matters</b>	2024	6	15	-	-	-	-	-	-	-	-	-	-	21	600%	21
	2023	1	2	8	23	6	8	4	8	4	1	5	7	3	▲	77
<b>Probates/Wills &amp; Trusts - Level 1</b>	2024	-	-	-	-	-	-	-	-	-	-	-	-	0	-100%	0
	2023	-	3	-	1	2	1	1	-	-	-	-	-	3	▼	8
<b>Probates/Wills &amp; Trusts - Level 2</b>	2024	2	1	-	-	-	-	-	-	-	-	-	-	3	-25%	3
	2023	2	2	2	1	-	-	-	-	1	3	-	-	4	▼	11
<b>Protective Orders</b>	2024	-	-	-	-	-	-	-	-	-	-	-	-	0	0	0
	2023	-	-	1	-	-	-	-	-	-	-	-	-	0	↔	1
<b>Uncontested Divorce</b>	2024	19	27	-	-	-	-	-	-	-	-	-	-	46	15%	46
	2023	19	21	30	30	23	24	11	20	16	21	22	16	40	▲	253


This report reflects data in the case management system. Numbers will update accordingly as reports are refreshed and posted.

Dashboard

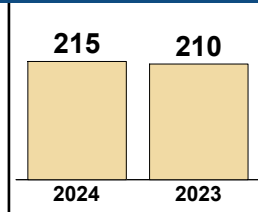
**Court:** Prince Edward Circuit  
**Start/End Date:** Jan-23 / Feb-24  
**2023 Average Month:** 114  
**Jan-Feb 2023:** 210  
**Filings Trending:** ↔

**Circuit/Court ID:** 10 210147  
**Type of Case:** Filings  
**2024 Average Month:** 108  
**Jan-Feb 2024 :** 215  
**Overall AVG. Month:** 113

Monthly Filings Summary



Jan --- Feb Filings



Filings by Division

Divisions	Jan	Feb	Mar	Apr	May	Jun	Jul	Aug	Sep	Oct	Nov	Dec	Thru Feb	% Change	Total
<b>Total</b>	123	92	-	-	126	130	123	103	136	123	106	97	215	2%	215
2023	120	90	119	96	126	130	123	103	136	123	106	97	210	▲	1,369
<b>Civil</b>	9	7	-	-	20	10	17	8	13	9	10	11	16	23%	16
2023	7	6	10	8	20	10	17	8	13	9	10	11	13	▲	129
<b>Criminal</b>	63	28	-	-	51	74	65	39	83	68	51	46	91	36%	91
2023	37	30	47	33	51	74	65	39	83	68	51	46	67	▲	624
<b>Concealed Handgun Permits</b>	26	32	-	-	-	-	-	-	-	-	-	-	58	-28%	58
2023	42	38	34	31	23	18	17	34	25	29	26	28	80	▼	345
<b>Miscellaneous/Other</b>	25	24	-	-	-	-	-	-	-	-	-	-	49	0%	49
2023	34	15	28	23	32	28	24	22	15	17	19	12	49	↔	269
<b>Others</b>	-	1	-	-	-	-	-	-	-	-	-	-	1	0%	1
2023	-	1	-	1	-	-	-	-	-	-	-	-	1	↔	2

Filings by Case Category

Case Categories	Jan	Feb	Mar	Apr	May	Jun	Jul	Aug	Sep	Oct	Nov	Dec	Thru Feb	% Change	Total
<b>Administrative Law</b>	-	-	-	-	-	-	-	-	-	-	-	-	0	0	0
2023	-	-	-	-	-	-	-	1	-	-	-	-	0	↔	1
<b>Capital Murder</b>	-	-	-	-	-	-	-	-	-	-	-	-	0	0	0
2023	-	-	1	-	-	-	-	1	-	-	-	-	0	↔	2
<b>Contested Divorce</b>	1	1	-	-	-	-	-	-	-	-	-	-	2	0%	2
2023	2	-	1	2	3	-	4	1	1	1	-	1	2	↔	16
<b>Domestic and Family - Level 1</b>	-	-	-	-	-	-	-	-	-	-	-	-	0	0	0
2023	-	-	1	-	2	1	2	2	4	2	2	-	0	↔	16
<b>Domestic and Family - Level 2</b>	-	1	-	-	-	-	-	-	-	-	-	-	1	1	1
2023	-	-	1	-	-	-	-	2	-	-	-	1	0	↔	4
<b>Felonies and Related Matters</b>	61	8	-	-	-	-	-	-	-	-	-	-	69	50%	69
2023	27	19	33	18	41	51	44	22	66	48	42	37	46	▲	448
<b>General Civil - Level 1</b>	-	-	-	-	-	-	-	-	-	-	-	-	0	-100%	0
2023	-	1	-	-	-	-	-	-	-	-	-	-	1	▼	1
<b>General Civil - Level 2</b>	2	2	-	-	-	-	-	-	-	-	-	-	4	300%	4
2023	-	1	3	1	4	2	4	1	1	4	2	4	1	▲	27
<b>General Civil - Level 3</b>	-	3	-	-	-	-	-	-	-	-	-	-	3	200%	3
2023	-	1	1	-	2	-	1	1	1	-	1	3	1	▲	11
<b>Miscellaneous Civil</b>	37	44	-	-	-	-	-	-	-	-	-	-	81	-9%	81
2023	46	43	47	44	38	31	27	42	32	39	33	30	89	▼	452
<b>Misdemeanor</b>	3	18	-	-	-	-	-	-	-	-	-	-	21	0%	21
2023	10	11	13	13	8	18	18	10	16	12	9	9	21	↔	147
<b>Other</b>	14	11	-	-	-	-	-	-	-	-	-	-	25	-39%	25
2023	31	10	15	11	18	16	15	12	9	7	12	10	41	▼	166
<b>Other Criminally Related Matters</b>	-	2	-	-	-	-	-	-	-	-	-	-	2	2	2
2023	-	-	-	2	3	5	3	6	1	8	-	-	0	↔	28
<b>Probates/Wills &amp; Trusts - Level 1</b>	1	-	-	-	-	-	-	-	-	-	-	-	1	0%	1
2023	-	1	-	-	-	-	1	-	-	-	-	-	1	↔	2
<b>Probates/Wills &amp; Trusts - Level 2</b>	1	-	-	-	-	-	-	-	-	-	-	-	1	-50%	1
2023	1	1	2	1	-	1	-	-	1	-	1	-	2	▼	8
<b>Protective Orders</b>	-	-	-	-	-	-	-	-	-	-	-	-	0	0	0
2023	-	-	-	-	-	-	-	-	2	-	2	-	0	↔	4
<b>Uncontested Divorce</b>	3	2	-	-	-	-	-	-	-	-	-	-	5	0%	5
2023	3	2	1	4	7	5	4	2	2	2	2	2	5	↔	36

# PLN-CCMS-10.01 CASELOAD STATISTICS OF THE CIRCUIT COURTS

Amelia

January 2023 -- February 2024 Filings


Alexandria and Fairfax Circuit are not Included in State Totals

## Dashboard

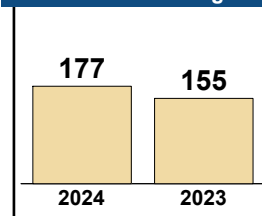
**Court:** Amelia Circuit  
**Start/End Date:** Jan-23 / Feb-24  
**2023 Average Month:** 73  
**Jan-Feb 2023:** 155  
**Filings Trending:** ▲

**Circuit/Court ID:** 11 211007  
**Type of Case:** Filings  
**2024 Average Month:**89  
**Jan-Feb 2024 :** 177  
**Overall AVG. Month:** 75

## Monthly Filings Summary



## Jan --- Feb Filings



## Filings by Division

Divisions	Jan	Feb	Mar	Apr	May	Jun	Jul	Aug	Sep	Oct	Nov	Dec	Thru Feb	% Change	Total
<b>Total</b>	85	92	-	-	54	79	60	88	57	74	60	98	177	14%	177
2023	87	68	78	73	54	79	60	88	57	74	60	98	155	▲	876
<b>Civil</b>	6	10	-	-	-	-	-	-	-	-	-	-	16	60%	16
2023	5	5	6	8	8	6	6	7	7	6	6	5	10	▲	75
<b>Criminal</b>	22	19	-	-	-	-	-	-	-	-	-	-	41	0%	41
2023	21	20	14	25	10	33	18	44	21	21	15	49	41	↔	291
<b>Concealed Handgun Permits</b>	46	45	-	-	-	-	-	-	-	-	-	-	91	14%	91
2023	47	33	48	29	27	32	30	24	25	35	32	36	80	▲	398
<b>Miscellaneous/Other</b>	10	18	-	-	-	-	-	-	-	-	-	-	28	17%	28
2023	14	10	10	11	9	8	6	13	4	12	7	8	24	▲	112
<b>Others</b>	1	-	-	-	-	-	-	-	-	-	-	-	1	1	1
2023	-	-	-	-	-	-	-	-	-	-	-	-	0	↔	0

## Filings by Case Category

Case Categories	Jan	Feb	Mar	Apr	May	Jun	Jul	Aug	Sep	Oct	Nov	Dec	Thru Feb	% Change	Total
<b>Contested Divorce</b>	-	-	-	-	-	-	-	-	-	-	-	-	0	0	0
2023	-	-	2	1	-	2	2	2	-	1	2	-	0	↔	12
<b>Domestic and Family - Level 1</b>	-	1	-	-	-	-	-	-	-	-	-	-	1	0%	1
2023	-	1	-	3	-	1	-	-	1	-	2	-	1	↔	8
<b>Domestic and Family - Level 2</b>	-	-	-	-	-	-	-	-	-	-	-	-	0	0	0
2023	-	-	1	-	-	-	-	-	-	-	-	-	0	↔	1
<b>Felonies and Related Matters</b>	18	13	-	-	-	-	-	-	-	-	-	-	31	29%	31
2023	10	14	10	20	5	29	13	16	11	17	7	35	24	▲	187
<b>General Civil - Level 1</b>	1	-	-	-	-	-	-	-	-	-	-	-	1	1	1
2023	-	-	-	-	-	-	-	-	-	-	-	-	0	↔	0
<b>General Civil - Level 2</b>	2	-	-	-	-	-	-	-	-	-	-	-	2	0%	2
2023	1	1	2	4	1	2	3	1	3	3	1	2	2	↔	24
<b>General Civil - Level 3</b>	2	2	-	-	-	-	-	-	-	-	-	-	4	33%	4
2023	3	-	-	1	-	-	1	1	1	1	-	2	3	▲	10
<b>Miscellaneous Civil</b>	50	57	-	-	-	-	-	-	-	-	-	-	107	14%	107
2023	56	38	52	32	35	36	36	31	28	42	34	41	94	▲	461
<b>Misdemeanor</b>	4	6	-	-	-	-	-	-	-	-	-	-	10	-29%	10
2023	10	4	4	4	10	4	3	26	10	4	7	13	14	▼	99
<b>Other</b>	7	7	-	-	-	-	-	-	-	-	-	-	14	40%	14
2023	5	5	6	6	-	3	-	6	1	3	3	2	10	▲	40
<b>Other Criminally Related Matters</b>	-	1	-	-	-	-	-	-	-	-	-	-	1	-67%	1
2023	1	2	-	1	-	-	2	2	-	-	1	1	3	▼	10
<b>Probates/Wills &amp; Trusts - Level 1</b>	-	-	-	-	-	-	-	-	-	-	-	-	0	0	0
2023	-	-	-	-	-	-	-	-	1	-	-	-	0	↔	1
<b>Probates/Wills &amp; Trusts - Level 2</b>	-	-	-	-	-	-	-	-	-	-	-	-	0	-100%	0
2023	-	1	-	-	-	-	-	-	-	1	1	1	1	▼	4
<b>Uncontested Divorce</b>	1	5	-	-	-	-	-	-	-	-	-	-	6	100%	6
2023	1	2	1	1	3	2	2	2	2	2	2	1	3	▲	19

This report reflects data in the case management system. Numbers will update accordingly as reports are refreshed and posted.

Dashboard		Monthly Filings Summary		Jan --- Feb Filings					
<b>Court:</b> Dinwiddie Circuit <b>Start/End Date:</b> Jan-23 / Feb-24 <b>2023 Average Month:</b> 142 <b>Jan-Feb 2023:</b> 326 <b>Filings Trending:</b> ▲	<b>Circuit/Court ID:</b> 11 211053 <b>Type of Case:</b> Filings <b>2024 Average Month:</b> 176 <b>Jan-Feb 2024 :</b> 352 <b>Overall AVG. Month:</b> 147	<p>Jan 23 - Feb 24</p>	<table border="1" style="margin: auto;"> <tr> <td style="width: 50%; text-align: center;"> <div style="background-color: #f1c40f; padding: 10px; border: 1px solid black; display: inline-block;">352</div> </td> <td style="width: 50%; text-align: center;"> <div style="background-color: #f1c40f; padding: 10px; border: 1px solid black; display: inline-block;">326</div> </td> </tr> <tr> <td style="text-align: center;">2024</td> <td style="text-align: center;">2023</td> </tr> </table>			<div style="background-color: #f1c40f; padding: 10px; border: 1px solid black; display: inline-block;">352</div>	<div style="background-color: #f1c40f; padding: 10px; border: 1px solid black; display: inline-block;">326</div>	2024	2023
<div style="background-color: #f1c40f; padding: 10px; border: 1px solid black; display: inline-block;">352</div>	<div style="background-color: #f1c40f; padding: 10px; border: 1px solid black; display: inline-block;">326</div>								
2024	2023								

Filings by Division																
Divisions		Jan	Feb	Mar	Apr	May	Jun	Jul	Aug	Sep	Oct	Nov	Dec	Thru Feb	% Change	Total
<b>Total</b>	2024	183	169	-	-	-	-	-	-	-	-	-	-	352	8%	352
	2023	168	158	195	142	155	110	101	122	162	132	131	128	326	▲	1,704
<b>Civil</b>	2024	18	24	-	-	-	-	-	-	-	-	-	-	42	8%	42
	2023	22	17	19	19	23	17	16	14	17	23	22	20	39	▲	229
<b>Criminal</b>	2024	85	65	-	-	-	-	-	-	-	-	-	-	150	88%	150
	2023	35	45	61	57	60	36	14	47	77	42	36	54	80	▲	564
<b>Concealed Handgun Permits</b>	2024	63	67	-	-	-	-	-	-	-	-	-	-	130	-26%	130
	2023	94	82	92	54	60	40	52	46	54	49	62	44	176	▼	729
<b>Miscellaneous/ Other</b>	2024	17	13	-	-	-	-	-	-	-	-	-	-	30	-3%	30
	2023	17	14	23	12	12	17	19	15	14	17	11	10	31	▼	181
<b>Others</b>	2024	-	-	-	-	-	-	-	-	-	-	-	-	0	0	0
	2023	-	-	-	-	-	-	-	-	-	-	1	-	0	↔	1

Filings by Case Category																
Case Categories		Jan	Feb	Mar	Apr	May	Jun	Jul	Aug	Sep	Oct	Nov	Dec	Thru Feb	% Change	Total
<b>Capital Murder</b>	2024	-	1	-	-	-	-	-	-	-	-	-	-	1	1	1
	2023	-	-	-	-	-	-	-	-	-	-	-	-	-	0	↔
<b>Contested Divorce</b>	2024	-	5	-	-	-	-	-	-	-	-	-	-	5	150%	5
	2023	2	-	1	1	2	-	3	-	1	3	2	3	2	▲	18
<b>Domestic and Family - Level 1</b>	2024	3	5	-	-	-	-	-	-	-	-	-	-	8	60%	8
	2023	4	1	1	1	3	2	1	-	-	3	2	5	5	▲	23
<b>Domestic and Family - Level 2</b>	2024	-	2	-	-	-	-	-	-	-	-	-	-	2	-33%	2
	2023	1	2	3	2	6	2	2	1	-	4	5	1	3	▼	29
<b>Felonies and Related Matters</b>	2024	45	45	-	-	-	-	-	-	-	-	-	-	90	131%	90
	2023	15	24	40	33	33	13	9	21	40	23	11	30	39	▲	292
<b>General Civil - Level 1</b>	2024	-	1	-	-	-	-	-	-	-	-	-	-	1	1	1
	2023	-	-	-	1	-	-	1	-	-	-	-	-	0	↔	2
<b>General Civil - Level 2</b>	2024	5	1	-	-	-	-	-	-	-	-	-	-	6	20%	6
	2023	2	3	7	4	4	3	5	2	4	7	3	3	5	▲	47
<b>General Civil - Level 3</b>	2024	6	4	-	-	-	-	-	-	-	-	-	-	10	100%	10
	2023	3	2	2	5	2	3	1	1	3	2	3	6	5	▲	33
<b>Miscellaneous Civil</b>	2024	80	79	-	-	-	-	-	-	-	-	-	-	159	-24%	159
	2023	112	97	116	64	73	57	68	63	68	65	74	54	209	▼	911
<b>Misdemeanor</b>	2024	28	17	-	-	-	-	-	-	-	-	-	-	45	55%	45
	2023	14	15	16	21	21	17	2	23	30	16	20	18	29	▲	213
<b>Other</b>	2024	-	1	-	-	-	-	-	-	-	-	-	-	1	0%	1
	2023	-	1	-	3	-	1	-	1	-	1	1	-	1	↔	8
<b>Other Criminally Related Matters</b>	2024	12	2	-	-	-	-	-	-	-	-	-	-	14	8%	14
	2023	7	6	5	3	6	6	3	6	7	3	5	6	13	▲	63
<b>Probates/Wills &amp; Trusts - Level 1</b>	2024	-	-	-	-	-	-	-	-	-	-	-	-	0	-100%	0
	2023	-	1	-	-	1	-	-	-	-	-	-	-	1	▼	2
<b>Probates/Wills &amp; Trusts - Level 2</b>	2024	1	1	-	-	-	-	-	-	-	-	-	-	2	-33%	2
	2023	2	1	-	2	-	2	1	-	1	-	-	-	3	▼	9
<b>Uncontested Divorce</b>	2024	3	5	-	-	-	-	-	-	-	-	-	-	8	-27%	8
	2023	6	5	4	2	4	4	5	4	8	5	5	2	11	▼	54

This report reflects data in the case management system. Numbers will update accordingly as reports are refreshed and posted.

# PLN-CCMS-10.01 CASELOAD STATISTICS OF THE CIRCUIT COURTS

Nottoway

January 2023 -- February 2024 Filings

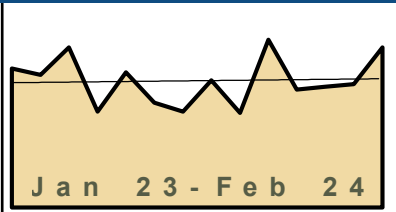
Alexandria and Fairfax Circuit are not Included in State Totals

## Dashboard

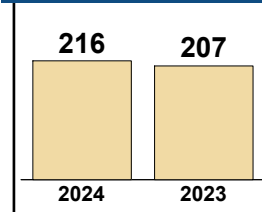
**Court:** Nottoway Circuit  
**Start/End Date:** Jan-23 / Feb-24  
**2023 Average Month:** 95  
**Jan-Feb 2023:** 207  
**Filings Trending:** ▲

**Circuit/Court ID:** 11 211135  
**Type of Case:** Filings  
**2024 Average Month:** 108  
**Jan-Feb 2024 :** 216  
**Overall AVG. Month:** 97

## Monthly Filings Summary



## Jan --- Feb Filings



## Filings by Division

Divisions	Jan	Feb	Mar	Apr	May	Jun	Jul	Aug	Sep	Oct	Nov	Dec	Thru Feb	% Change	Total	
<b>Total</b>	94	122	-	-	73	103	80	73	97	72	128	90	92	216	4%	216
2023	106	101	122	73	103	80	73	97	72	128	90	92	207	▲	1,137	
<b>Civil</b>	10	47	-	-	-	-	-	-	-	-	-	-	57	185%	57	
2023	4	16	8	14	14	10	15	12	11	18	10	12	20	▲	144	
<b>Criminal</b>	45	30	-	-	-	-	-	-	-	-	-	-	75	-12%	75	
2023	46	39	44	27	56	27	20	40	23	69	38	34	85	▼	463	
<b>Concealed Handgun Permits</b>	23	31	-	-	-	-	-	-	-	-	-	-	54	-23%	54	
2023	45	25	51	20	24	31	19	29	20	23	25	32	70	▼	344	
<b>Miscellaneous/Other</b>	16	14	-	-	-	-	-	-	-	-	-	-	30	-6%	30	
2023	11	21	19	11	9	12	19	16	18	17	17	14	32	▼	184	
<b>Others</b>	-	-	-	-	-	-	-	-	-	-	-	-	0	0	0	
2023	-	-	-	1	-	-	-	-	-	-	1	-	0	↔	2	

## Filings by Case Category

Case Categories	Jan	Feb	Mar	Apr	May	Jun	Jul	Aug	Sep	Oct	Nov	Dec	Thru Feb	% Change	Total
<b>Administrative Law</b>	-	-	-	-	-	-	-	-	-	-	-	-	0	0	0
2023	-	-	1	1	-	-	-	-	-	-	1	-	0	↔	3
<b>Contested Divorce</b>	2	2	-	-	-	-	-	-	-	-	-	-	4	300%	4
2023	1	-	2	1	1	-	2	2	2	1	1	1	1	▲	14
<b>Domestic and Family - Level 1</b>	-	-	-	-	-	-	-	-	-	-	-	-	0	-100%	0
2023	-	6	-	-	4	-	1	-	-	6	-	-	6	▼	17
<b>Domestic and Family - Level 2</b>	2	37	-	-	-	-	-	-	-	-	-	-	39	39	39
2023	-	-	2	3	2	-	4	1	-	1	4	3	0	↔	20
<b>Felonies and Related Matters</b>	31	17	-	-	-	-	-	-	-	-	-	-	48	-27%	48
2023	37	29	39	20	41	16	10	21	13	43	27	21	66	▼	317
<b>General Civil - Level 1</b>	1	-	-	-	-	-	-	-	-	-	-	-	1	1	1
2023	-	-	-	-	-	1	-	-	-	-	-	-	0	↔	1
<b>General Civil - Level 2</b>	4	1	-	-	-	-	-	-	-	-	-	-	5	67%	5
2023	1	2	-	4	-	1	3	7	6	3	2	6	3	▲	35
<b>General Civil - Level 3</b>	5	4	-	-	-	-	-	-	-	-	-	-	9	350%	9
2023	-	2	2	4	4	6	3	-	3	5	-	3	2	▲	32
<b>Miscellaneous Civil</b>	31	42	-	-	-	-	-	-	-	-	-	-	73	-21%	73
2023	51	41	61	27	31	35	32	39	29	30	34	38	92	▼	448
<b>Misdemeanor</b>	12	11	-	-	-	-	-	-	-	-	-	-	23	35%	23
2023	7	10	4	4	8	6	10	10	7	22	10	13	17	▲	111
<b>Other</b>	4	3	-	-	-	-	-	-	-	-	-	-	7	-30%	7
2023	5	5	9	4	2	6	5	4	9	10	8	5	10	▼	72
<b>Other Criminally Related Matters</b>	2	2	-	-	-	-	-	-	-	-	-	-	4	100%	4
2023	2	-	1	3	8	5	-	9	3	4	1	-	2	▲	36
<b>Probates/Wills &amp; Trusts - Level 1</b>	-	-	-	-	-	-	-	-	-	-	-	-	0	-100%	0
2023	1	-	-	-	-	-	-	-	-	-	-	1	1	▼	2
<b>Probates/Wills &amp; Trusts - Level 2</b>	-	1	-	-	-	-	-	-	-	-	-	-	1	1	1
2023	-	-	1	-	1	-	2	2	-	2	-	-	0	↔	8
<b>Uncontested Divorce</b>	-	2	-	-	-	-	-	-	-	-	-	-	2	-71%	2
2023	1	6	-	2	1	4	1	2	-	1	2	1	7	▼	21

This report reflects data in the case management system. Numbers will update accordingly as reports are refreshed and posted.

Dashboard		Monthly Filings Summary		Jan --- Feb Filings	
<p><b>Court:</b> Powhatan Circuit  <b>Start/End Date:</b> Jan-23 / Feb-24  <b>2023 Average Month:</b> 149  <b>Jan-Feb 2023:</b> 350  <b>Filings Trending:</b> ▼</p>	<p><b>Circuit/Court ID:</b> 11 211145  <b>Type of Case:</b> Filings  <b>2024 Average Month:</b> 153  <b>Jan-Feb 2024 :</b> 305  <b>Overall AVG. Month:</b> 149</p>	<p style="text-align: center; font-weight: bold; font-size: 1.2em;">Jan 23 - Feb 24</p>		<p style="text-align: center; font-weight: bold; font-size: 1.2em;">305      350</p> <p style="text-align: center;">2024      2023</p>	

Filings by Division																
Divisions		Jan	Feb	Mar	Apr	May	Jun	Jul	Aug	Sep	Oct	Nov	Dec	Thru Feb	% Change	Total
<b>Total</b>	2024	180	125	-	-	-	-	-	-	-	-	-	-	305	-13%	305
	2023	155	195	199	119	148	131	120	146	134	192	115	128	350	▼	1,782
<b>Civil</b>	2024	16	6	-	-	-	-	-	-	-	-	-	-	22	-39%	22
	2023	15	21	17	4	20	16	18	18	20	19	17	10	36	▼	195
<b>Criminal</b>	2024	15	24	-	-	-	-	-	-	-	-	-	-	39	-35%	39
	2023	10	50	41	18	19	18	14	19	18	39	8	39	60	▼	293
<b>Concealed Handgun Permits</b>	2024	112	70	-	-	-	-	-	-	-	-	-	-	182	-15%	182
	2023	109	105	105	80	80	79	61	77	69	89	69	61	214	▼	984
<b>Miscellaneous/ Other</b>	2024	37	25	-	-	-	-	-	-	-	-	-	-	62	55%	62
	2023	21	19	36	17	29	18	27	32	27	44	21	18	40	▲	309
<b>Others</b>	2024	-	-	-	-	-	-	-	-	-	-	-	-	0	0	0
	2023	-	-	-	-	-	-	-	-	-	-	1	-	0	↔	1

Filings by Case Category																
Case Categories		Jan	Feb	Mar	Apr	May	Jun	Jul	Aug	Sep	Oct	Nov	Dec	Thru Feb	% Change	Total
<b>Administrative Law</b>	2024	1	-	-	-	-	-	-	-	-	-	-	-	1	1	1
	2023	-	-	-	-	-	1	-	-	-	1	-	-	0	↔	2
<b>Contested Divorce</b>	2024	1	2	-	-	-	-	-	-	-	-	-	-	3	0%	3
	2023	1	2	4	1	-	2	1	2	2	3	4	1	3	↔	23
<b>Domestic and Family - Level 1</b>	2024	4	-	-	-	-	-	-	-	-	-	-	-	4	-20%	4
	2023	2	3	-	1	6	2	1	-	4	1	1	4	5	▼	25
<b>Domestic and Family - Level 2</b>	2024	-	-	-	-	-	-	-	-	-	-	-	-	0	0	0
	2023	-	-	-	-	-	-	-	1	-	-	2	-	0	↔	3
<b>Felonies and Related Matters</b>	2024	11	21	-	-	-	-	-	-	-	-	-	-	32	-35%	32
	2023	8	41	33	13	8	12	12	8	15	32	7	29	49	▼	218
<b>General Civil - Level 1</b>	2024	-	-	-	-	-	-	-	-	-	-	-	-	0	-100%	0
	2023	-	1	-	-	1	-	-	-	-	-	1	-	1	▼	3
<b>General Civil - Level 2</b>	2024	6	2	-	-	-	-	-	-	-	-	-	-	8	-20%	8
	2023	4	6	3	2	9	6	2	6	6	6	4	1	10	▼	55
<b>General Civil - Level 3</b>	2024	-	-	-	-	-	-	-	-	-	-	-	-	0	-100%	0
	2023	-	1	6	-	-	2	1	1	7	4	1	-	1	▼	23
<b>Miscellaneous Civil</b>	2024	130	89	-	-	-	-	-	-	-	-	-	-	219	-8%	219
	2023	122	116	123	90	95	91	81	100	85	113	88	74	238	▼	1,178
<b>Misdemeanor</b>	2024	1	3	-	-	-	-	-	-	-	-	-	-	4	-64%	4
	2023	2	9	4	5	11	6	2	10	4	6	2	12	11	▼	73
<b>Other</b>	2024	18	3	-	-	-	-	-	-	-	-	-	-	21	110%	21
	2023	5	5	16	5	14	2	7	8	7	18	2	5	10	▲	94
<b>Other Criminally Related Matters</b>	2024	3	-	-	-	-	-	-	-	-	-	-	-	3	3	3
	2023	-	-	4	-	-	-	1	1	-	1	-	-	0	↔	7
<b>Probates/Wills &amp; Trusts - Level 2</b>	2024	2	-	-	-	-	-	-	-	-	-	-	-	2	-50%	2
	2023	1	3	-	-	1	1	-	1	-	2	1	-	4	▼	10
<b>Uncontested Divorce</b>	2024	3	5	-	-	-	-	-	-	-	-	-	-	8	-56%	8
	2023	10	8	6	2	3	6	12	8	4	4	3	2	18	▼	68

This report reflects data in the case management system. Numbers will update accordingly as reports are refreshed and posted.

# PLN-CCMS-10.01 CASELOAD STATISTICS OF THE CIRCUIT COURTS

Petersburg

January 2023 -- February 2024 Filings

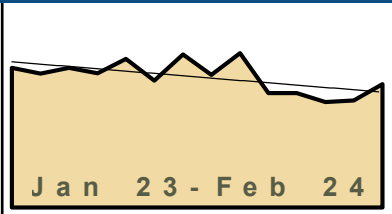
Alexandria and Fairfax Circuit are not Included in State Totals

## Dashboard

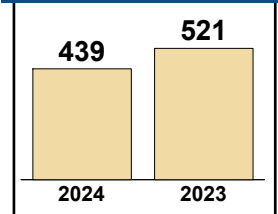
**Court:** Petersburg Circuit  
**Start/End Date:** Jan-23 / Feb-24  
**2023 Average Month:** 254  
**Jan-Feb 2023:** 521  
**Filings Trending:** ▼

**Circuit/Court ID:** 11 211730  
**Type of Case:** Filings  
**2024 Average Month:** 220  
**Jan-Feb 2024 :** 439  
**Overall AVG. Month:** 249

## Monthly Filings Summary



## Jan --- Feb Filings



## Filings by Division

Divisions		Jan	Feb	Mar	Apr	May	Jun	Jul	Aug	Sep	Oct	Nov	Dec	Thru Feb	% Change	Total
<b>Total</b>	2024	204	235	-	-	-	-	-	-	-	-	-	-	439	-16%	439
	2023	266	255	266	256	283	242	292	253	294	218	218	201	521	▼	3,044
<b>Civil</b>	2024	45	37	-	-	-	-	-	-	-	-	-	-	82	61%	82
	2023	20	31	41	38	37	45	53	26	35	28	38	31	51	▲	423
<b>Criminal</b>	2024	103	128	-	-	-	-	-	-	-	-	-	-	231	-20%	231
	2023	157	133	130	148	160	112	130	115	180	98	88	88	290	▼	1,539
<b>Concealed Handgun Permits</b>	2024	23	29	-	-	-	-	-	-	-	-	-	-	52	-17%	52
	2023	31	32	37	22	21	24	27	33	21	26	36	23	63	▼	333
<b>Miscellaneous/ Other</b>	2024	32	41	-	-	-	-	-	-	-	-	-	-	73	-35%	73
	2023	56	57	58	48	63	60	81	78	57	65	56	59	113	▼	738
<b>Others</b>	2024	1	-	-	-	-	-	-	-	-	-	-	-	1	-75%	1
	2023	2	2	-	-	2	1	1	1	1	1	-	-	4	▼	11

## Filings by Case Category

Case Categories		Jan	Feb	Mar	Apr	May	Jun	Jul	Aug	Sep	Oct	Nov	Dec	Thru Feb	% Change	Total
<b>Administrative Law</b>	2024	-	-	-	-	-	-	-	-	-	-	-	-	0	0	0
	2023	-	-	1	-	-	1	-	-	-	1	4	-	0	↔	7
<b>Contested Divorce</b>	2024	2	4	-	-	-	-	-	-	-	-	-	-	6	500%	6
	2023	-	1	2	2	1	3	4	1	1	4	2	2	1	▲	23
<b>Domestic and Family - Level 1</b>	2024	-	2	-	-	-	-	-	-	-	-	-	-	2	100%	2
	2023	1	-	1	-	-	14	2	5	3	1	-	-	1	▲	27
<b>Domestic and Family - Level 2</b>	2024	-	4	-	-	-	-	-	-	-	-	-	-	4	33%	4
	2023	1	2	1	-	-	-	2	1	1	1	-	1	3	▲	10
<b>Felonies and Related Matters</b>	2024	67	49	-	-	-	-	-	-	-	-	-	-	116	-35%	116
	2023	98	81	85	112	87	46	52	44	116	53	35	40	179	▼	849
<b>General Civil - Level 1</b>	2024	1	2	-	-	-	-	-	-	-	-	-	-	3	200%	3
	2023	-	1	1	1	1	1	2	-	1	1	-	-	1	▲	9
<b>General Civil - Level 2</b>	2024	14	11	-	-	-	-	-	-	-	-	-	-	25	127%	25
	2023	4	7	15	13	10	9	11	8	7	8	6	9	11	▲	107
<b>General Civil - Level 3</b>	2024	20	11	-	-	-	-	-	-	-	-	-	-	31	7%	31
	2023	9	20	13	11	19	12	27	4	11	11	19	16	29	▲	172
<b>Miscellaneous Civil</b>	2024	41	59	-	-	-	-	-	-	-	-	-	-	100	-11%	100
	2023	57	55	60	44	36	43	48	42	33	43	44	38	112	▼	543
<b>Misdemeanor</b>	2024	36	61	-	-	-	-	-	-	-	-	-	-	97	7%	97
	2023	54	37	24	26	60	43	40	49	43	35	29	42	91	▲	482
<b>Other</b>	2024	15	10	-	-	-	-	-	-	-	-	-	-	25	-60%	25
	2023	32	30	35	25	49	41	60	70	44	48	48	42	62	▼	524
<b>Other Criminally Related Matters</b>	2024	1	18	-	-	-	-	-	-	-	-	-	-	19	-14%	19
	2023	7	15	21	12	13	23	38	22	23	11	24	6	22	▼	215
<b>Probates/Wills &amp; Trusts - Level 1</b>	2024	2	-	-	-	-	-	-	-	-	-	-	-	2	2	2
	2023	-	-	-	-	-	-	-	-	-	-	-	-	0	↔	0
<b>Probates/Wills &amp; Trusts - Level 2</b>	2024	2	-	-	-	-	-	-	-	-	-	-	-	2	-60%	2
	2023	1	4	1	1	2	-	1	1	3	-	-	1	5	▼	15
<b>Protective Orders</b>	2024	-	-	-	-	-	-	-	-	-	-	-	-	0	0	0
	2023	-	-	-	-	-	-	-	-	-	-	1	-	0	↔	1
<b>Uncontested Divorce</b>	2024	3	4	-	-	-	-	-	-	-	-	-	-	7	75%	7
	2023	2	2	6	9	5	6	5	6	8	1	6	4	4	▲	60

This report reflects data in the case management system. Numbers will update accordingly as reports are refreshed and posted.



Dashboard		Monthly Filings Summary		Jan --- Feb Filings	
<b>Court:</b> Chesterfield Circuit	<b>Circuit/Court ID:</b> 12 212041	<p>Jan 23 - Feb 24</p>		<p>3,687 3,918</p> <p>2024 2023</p>	
<b>Start/End Date:</b> Jan-23 / Feb-24	<b>Type of Case:</b> Filings				
<b>2023 Average Month:</b> 1,822	<b>2024 Average Month:</b> 1,844				
<b>Jan-Feb 2023:</b> 3,918	<b>Jan-Feb 2024 :</b> 3,687				
<b>Filings Trending:</b> ▼	<b>Overall AVG. Month:</b> 1,825				

Filings by Division																
Divisions		Jan	Feb	Mar	Apr	May	Jun	Jul	Aug	Sep	Oct	Nov	Dec	Thru Feb	% Change	Total
<b>Total</b>	2024	1,816	1,871	-	-	-	-	-	-	-	-	-	-	3,687	-6%	3,687
	2023	1,996	1,922	2,215	1,797	1,922	1,745	1,648	1,808	1,788	1,746	1,724	1,547	3,918	▼	21,858
<b>Civil</b>	2024	226	249	-	-	-	-	-	-	-	-	-	-	475	-4%	475
	2023	248	246	285	217	251	238	204	276	232	206	212	205	494	▼	2,820
<b>Criminal</b>	2024	298	370	-	-	-	-	-	-	-	-	-	-	668	-14%	668
	2023	424	356	501	378	417	443	412	418	481	338	466	312	780	▼	4,946
<b>Concealed Handgun Permits</b>	2024	534	505	-	-	-	-	-	-	-	-	-	-	1,039	-17%	1,039
	2023	661	595	683	511	491	414	386	437	415	463	404	405	1,256	▼	5,865
<b>Miscellaneous/ Other</b>	2024	756	743	-	-	-	-	-	-	-	-	-	-	1,499	8%	1,499
	2023	660	724	745	688	760	649	644	675	655	739	638	623	1,384	▲	8,200
<b>Others</b>	2024	2	4	-	-	-	-	-	-	-	-	-	-	6	50%	6
	2023	3	1	1	3	3	1	2	2	5	-	4	2	4	▲	27

Filings by Case Category																
Case Categories		Jan	Feb	Mar	Apr	May	Jun	Jul	Aug	Sep	Oct	Nov	Dec	Thru Feb	% Change	Total
<b>Administrative Law</b>	2024	2	1	-	-	-	-	-	-	-	-	-	-	3	50%	3
	2023	1	1	1	3	2	1	-	4	3	3	1	1	2	▲	21
<b>Capital Murder</b>	2024	-	2	-	-	-	-	-	-	-	-	-	-	2	2	2
	2023	-	-	-	-	4	-	-	-	-	-	-	-	0	↔	4
<b>Contested Divorce</b>	2024	25	30	-	-	-	-	-	-	-	-	-	-	55	2%	55
	2023	34	20	35	21	27	32	20	29	22	24	26	18	54	▲	308
<b>Domestic and Family - Level 1</b>	2024	29	19	-	-	-	-	-	-	-	-	-	-	48	-6%	48
	2023	20	31	41	35	25	25	12	24	40	19	21	25	51	▼	318
<b>Domestic and Family - Level 2</b>	2024	8	3	-	-	-	-	-	-	-	-	-	-	11	-27%	11
	2023	6	9	7	7	7	3	8	11	3	4	8	8	15	▼	81
<b>Felonies and Related Matters</b>	2024	185	231	-	-	-	-	-	-	-	-	-	-	416	-17%	416
	2023	283	218	346	246	261	279	292	281	352	206	309	197	501	▼	3,270
<b>General Civil - Level 1</b>	2024	3	2	-	-	-	-	-	-	-	-	-	-	5	-29%	5
	2023	2	5	1	1	3	1	3	2	2	2	1	2	7	▼	25
<b>General Civil - Level 2</b>	2024	60	88	-	-	-	-	-	-	-	-	-	-	148	-9%	148
	2023	86	77	59	51	88	71	63	75	60	71	74	63	163	▼	838
<b>General Civil - Level 3</b>	2024	21	19	-	-	-	-	-	-	-	-	-	-	40	-2%	40
	2023	21	20	30	19	21	27	25	50	20	21	16	28	41	▼	298
<b>Miscellaneous Civil</b>	2024	727	716	-	-	-	-	-	-	-	-	-	-	1,443	-9%	1,443
	2023	827	761	858	669	657	549	571	578	612	717	593	561	1,588	▼	7,953
<b>Misdemeanor</b>	2024	80	105	-	-	-	-	-	-	-	-	-	-	185	-15%	185
	2023	110	108	136	96	121	124	99	120	105	107	138	85	218	▼	1,349
<b>Other</b>	2024	560	529	-	-	-	-	-	-	-	-	-	-	1,089	3%	1,089
	2023	503	559	560	536	590	517	457	534	463	483	450	458	1,062	▲	6,110
<b>Other Criminally Related Matters</b>	2024	34	35	-	-	-	-	-	-	-	-	-	-	69	10%	69
	2023	32	31	33	36	32	50	23	19	26	27	19	31	63	▲	359
<b>Probates/Wills &amp; Trusts - Level 1</b>	2024	1	1	-	-	-	-	-	-	-	-	-	-	2	-60%	2
	2023	3	2	-	-	1	1	-	2	1	2	2	1	5	▼	15
<b>Probates/Wills &amp; Trusts - Level 2</b>	2024	8	14	-	-	-	-	-	-	-	-	-	-	22	-19%	22
	2023	15	12	17	12	6	9	9	11	7	6	10	19	27	▼	133
<b>Protective Orders</b>	2024	1	2	-	-	-	-	-	-	-	-	-	-	3	50%	3
	2023	2	-	7	1	-	2	-	2	3	1	-	1	2	▲	19
<b>Uncontested Divorce</b>	2024	72	74	-	-	-	-	-	-	-	-	-	-	146	23%	146
	2023	51	68	84	64	77	54	66	66	69	53	56	49	119	▲	757

This report reflects data in the case management system. Numbers will update accordingly as reports are refreshed and posted.

# PLN-CCMS-10.01 CASELOAD STATISTICS OF THE CIRCUIT COURTS

Colonial Heights

January 2023 -- February 2024 Filings


Alexandria and Fairfax Circuit are not Included in State Totals

## Dashboard

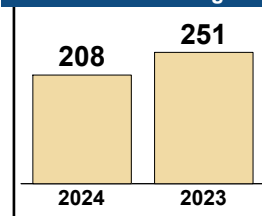
**Court:** Colonial Heights Circuit  
**Start/End Date:** Jan-23 / Feb-24  
**2023 Average Month:** 126  
**Jan-Feb 2023:** 251  
**Filings Trending:** ▼

**Circuit/Court ID:** 12 212570  
**Type of Case:** Filings  
**2024 Average Month:** 104  
**Jan-Feb 2024 :** 208  
**Overall AVG. Month:** 123

## Monthly Filings Summary



## Jan --- Feb Filings



## Filings by Division

Divisions	Jan	Feb	Mar	Apr	May	Jun	Jul	Aug	Sep	Oct	Nov	Dec	Thru Feb	% Change	Total
<b>Total</b>	95	113	-	-	84	139	109	120	167	145	106	113	208	-17%	208
<b>Civil</b>	9	16	-	-	10	18	13	13	13	14	11	15	25	56%	25
<b>Criminal</b>	40	47	-	-	36	73	67	69	108	94	58	56	87	-28%	87
<b>Concealed Handgun Permits</b>	26	27	-	-	25	25	20	23	23	22	22	23	53	-28%	53
<b>Miscellaneous/Other</b>	20	23	-	-	13	23	9	14	19	14	15	19	43	8%	43
<b>Others</b>	-	-	-	-	-	-	-	1	4	1	-	-	0	0	0
	-	-	-	-	-	-	-	-	-	-	-	-	0	↔	6

## Filings by Case Category

Case Categories	Jan	Feb	Mar	Apr	May	Jun	Jul	Aug	Sep	Oct	Nov	Dec	Thru Feb	% Change	Total
<b>Administrative Law</b>	-	1	-	-	-	-	-	-	-	-	-	-	1	1	1
<b>Contested Divorce</b>	2	3	-	-	-	-	-	-	-	-	-	-	5	150%	5
<b>Domestic and Family - Level 1</b>	-	-	2	-	-	6	-	5	-	5	1	4	0	↔	23
<b>Domestic and Family - Level 2</b>	-	-	1	1	-	2	-	1	3	3	-	1	0	↔	12
<b>Felonies and Related Matters</b>	26	31	50	42	28	51	49	51	82	81	45	45	57	-30%	57
<b>General Civil - Level 1</b>	1	1	-	-	-	-	-	1	-	-	-	-	1	0%	1
<b>General Civil - Level 2</b>	5	3	3	3	3	-	1	4	3	2	1	2	8	↔	8
<b>General Civil - Level 3</b>	1	5	-	1	4	3	6	1	3	2	4	2	6	500%	6
<b>Miscellaneous Civil</b>	35	37	70	30	32	34	27	32	37	28	27	35	72	-26%	72
<b>Misdemeanor</b>	11	15	10	26	6	18	17	13	23	10	13	10	26	-24%	26
<b>Other</b>	9	13	-	-	-	-	-	-	-	-	-	-	22	29%	22
<b>Other Criminally Related Matters</b>	3	1	8	3	2	9	1	5	3	3	-	1	4	-33%	4
<b>Probates/Wills &amp; Trusts - Level 1</b>	-	-	-	-	-	-	-	-	-	-	-	1	0	↔	1
<b>Probates/Wills &amp; Trusts - Level 2</b>	1	2	1	-	-	-	-	-	2	-	-	-	2	-33%	2
<b>Protective Orders</b>	-	2	1	-	-	1	-	1	-	-	1	-	0	-100%	0
<b>Uncontested Divorce</b>	3	1	3	5	4	2	4	1	4	3	4	6	4	-43%	4
	4	3	3	5	4	2	4	1	4	3	4	6	7	↔	43

This report reflects data in the case management system. Numbers will update accordingly as reports are refreshed and posted.

# PLN-CCMS-10.01 CASELOAD STATISTICS OF THE CIRCUIT COURTS

Richmond

January 2023 -- February 2024 Filings

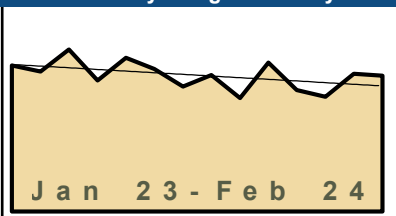
Alexandria and Fairfax Circuit are not Included in State Totals

## Dashboard

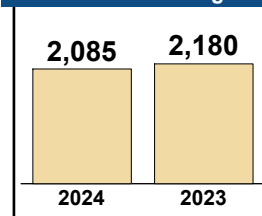
**Court:** Richmond Circuit  
**Start/End Date:** Jan-23 / Feb-24  
**2023 Average Month:** 1,038  
**Jan-Feb 2023:** 2,180  
**Filings Trending:** ▼

**Circuit/Court ID:** 13 213760  
**Type of Case:** Filings  
**2024 Average Month:** 1,043  
**Jan-Feb 2024 :** 2,085  
**Overall AVG. Month:** 1,039

## Monthly Filings Summary



## Jan --- Feb Filings



## Filings by Division

Divisions		Jan	Feb	Mar	Apr	May	Jun	Jul	Aug	Sep	Oct	Nov	Dec	Thru Feb	% Change	Total
<b>Total</b>	2024	1,050	1,035	-	-	-	-	-	-	-	-	-	-	2,085	-4%	2,085
	2023	1,113	1,067	1,234	999	1,172	1,086	953	1,039	864	1,134	926	874	2,180	▼	12,461
<b>Civil</b>	2024	221	221	-	-	-	-	-	-	-	-	-	-	442	-6%	442
	2023	225	244	244	201	213	191	158	186	165	221	159	161	469	▼	2,368
<b>Criminal</b>	2024	362	290	-	-	-	-	-	-	-	-	-	-	652	13%	652
	2023	311	265	374	275	366	353	254	333	240	392	285	254	576	▲	3,702
<b>Concealed Handgun Permits</b>	2024	112	121	-	-	-	-	-	-	-	-	-	-	233	-24%	233
	2023	162	145	176	136	144	116	104	102	89	103	100	115	307	▼	1,492
<b>Miscellaneous/ Other</b>	2024	352	399	-	-	-	-	-	-	-	-	-	-	751	-8%	751
	2023	408	410	438	384	447	424	432	414	365	418	379	342	818	▼	4,861
<b>Others</b>	2024	3	4	-	-	-	-	-	-	-	-	-	-	7	-30%	7
	2023	7	3	2	3	2	2	5	4	5	-	3	2	10	▼	38

## Filings by Case Category

Case Categories		Jan	Feb	Mar	Apr	May	Jun	Jul	Aug	Sep	Oct	Nov	Dec	Thru Feb	% Change	Total
<b>Administrative Law</b>	2024	5	3	-	-	-	-	-	-	-	-	-	-	8	33%	8
	2023	2	4	5	3	7	3	5	3	3	5	1	4	6	▲	45
<b>Capital Murder</b>	2024	1	-	-	-	-	-	-	-	-	-	-	-	1	0%	1
	2023	1	-	-	-	-	-	-	1	-	-	-	-	1	↔	2
<b>Contested Divorce</b>	2024	10	9	-	-	-	-	-	-	-	-	-	-	19	19%	19
	2023	9	7	18	10	11	12	12	10	11	10	7	8	16	▲	125
<b>Domestic and Family - Level 1</b>	2024	5	19	-	-	-	-	-	-	-	-	-	-	24	-31%	24
	2023	9	26	13	15	8	13	10	8	11	16	7	8	35	▼	144
<b>Domestic and Family - Level 2</b>	2024	18	14	-	-	-	-	-	-	-	-	-	-	32	19%	32
	2023	14	13	10	17	23	19	10	14	16	15	16	8	27	▲	175
<b>Felonies and Related Matters</b>	2024	286	230	-	-	-	-	-	-	-	-	-	-	516	15%	516
	2023	247	201	276	199	290	261	183	269	157	312	212	202	448	▲	2,809
<b>General Civil - Level 1</b>	2024	4	4	-	-	-	-	-	-	-	-	-	-	8	-47%	8
	2023	9	6	3	6	9	6	7	11	6	5	8	11	15	▼	87
<b>General Civil - Level 2</b>	2024	126	99	-	-	-	-	-	-	-	-	-	-	225	2%	225
	2023	107	113	110	107	94	91	72	97	79	124	90	92	220	▲	1,176
<b>General Civil - Level 3</b>	2024	39	31	-	-	-	-	-	-	-	-	-	-	70	-33%	70
	2023	52	52	46	25	31	26	35	31	38	31	22	24	104	▼	413
<b>Miscellaneous Civil</b>	2024	273	337	-	-	-	-	-	-	-	-	-	-	610	-4%	610
	2023	331	307	367	320	331	271	298	252	260	257	272	228	638	▼	3,494
<b>Misdemeanor</b>	2024	44	31	-	-	-	-	-	-	-	-	-	-	75	-3%	75
	2023	34	43	57	51	37	60	36	31	53	54	49	28	77	▼	533
<b>Other</b>	2024	158	170	-	-	-	-	-	-	-	-	-	-	328	-28%	328
	2023	224	233	237	190	240	244	214	241	175	234	187	208	457	▼	2,627
<b>Other Criminally Related Matters</b>	2024	40	35	-	-	-	-	-	-	-	-	-	-	75	19%	75
	2023	36	27	47	29	47	42	39	38	33	34	29	27	63	▲	428
<b>Probates/Wills &amp; Trusts - Level 1</b>	2024	1	-	-	-	-	-	-	-	-	-	-	-	1	1	1
	2023	-	-	1	-	-	3	1	-	-	1	-	1	0	↔	7
<b>Probates/Wills &amp; Trusts - Level 2</b>	2024	14	29	-	-	-	-	-	-	-	-	-	-	43	207%	43
	2023	9	5	13	8	6	6	8	6	4	9	9	3	14	▲	86
<b>Uncontested Divorce</b>	2024	26	24	-	-	-	-	-	-	-	-	-	-	50	-15%	50
	2023	29	30	31	19	38	29	23	27	18	27	17	22	59	▼	310

This report reflects data in the case management system. Numbers will update accordingly as reports are refreshed and posted.

**PLN-CCMS-10.01 CASELOAD STATISTICS OF THE CIRCUIT COURTS**

**Henrico**

January 2023 -- February 2024 Filings

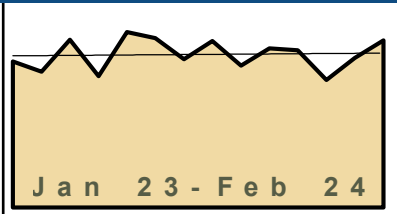
Alexandria and Fairfax Circuit are not Included in State Totals

**Dashboard**

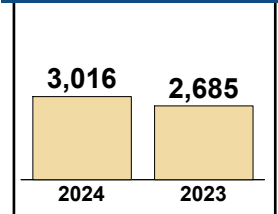
**Court:** Henrico Circuit  
**Start/End Date:** Jan-23 / Feb-24  
**2023 Average Month:** 1,450  
**Jan-Feb 2023:** 2,685  
**Filings Trending:** ▲

**Circuit/Court ID:** 14 214087  
**Type of Case:** Filings  
**2024 Average Month:** 1,508  
**Jan-Feb 2024 :** 3,016  
**Overall AVG. Month:** 1,458

**Monthly Filings Summary**



**Jan --- Feb Filings**



**Filings by Division**

Divisions		Jan	Feb	Mar	Apr	May	Jun	Jul	Aug	Sep	Oct	Nov	Dec	Thru Feb	% Change	Total
<b>Total</b>	2024	1,424	1,592	-	-	-	-	-	-	-	-	-	-	3,016	12%	3,016
	2023	1,391	1,294	1,600	1,251	1,672	1,615	1,412	1,586	1,351	1,516	1,497	1,215	2,685	▲	17,400
<b>Civil</b>	2024	210	176	-	-	-	-	-	-	-	-	-	-	386	1%	386
	2023	193	189	219	186	238	226	155	211	194	167	183	129	382	▲	2,290
<b>Criminal</b>	2024	513	444	-	-	-	-	-	-	-	-	-	-	957	-8%	957
	2023	535	502	574	349	500	520	484	560	495	413	613	467	1,037	▼	6,012
<b>Concealed Handgun Permits</b>	2024	372	314	-	-	-	-	-	-	-	-	-	-	686	-7%	686
	2023	380	356	420	284	310	255	285	247	256	310	293	238	736	▼	3,634
<b>Miscellaneous/ Other</b>	2024	320	649	-	-	-	-	-	-	-	-	-	-	969	85%	969
	2023	280	243	383	429	621	610	481	562	400	621	402	375	523	▲	5,407
<b>Others</b>	2024	9	9	-	-	-	-	-	-	-	-	-	-	18	157%	18
	2023	3	4	4	3	3	4	7	6	6	5	6	6	7	▲	57

**Filings by Case Category**

Case Categories		Jan	Feb	Mar	Apr	May	Jun	Jul	Aug	Sep	Oct	Nov	Dec	Thru Feb	% Change	Total
<b>Administrative Law</b>	2024	-	-	-	-	-	-	-	-	-	-	-	-	0	-100%	0
	2023	3	4	1	-	1	3	2	5	1	3	2	1	7	▼	26
<b>Capital Murder</b>	2024	1	-	-	-	-	-	-	-	-	-	-	-	1	1	1
	2023	-	-	-	-	-	-	-	-	-	-	-	-	0	↔	0
<b>Contested Divorce</b>	2024	29	12	-	-	-	-	-	-	-	-	-	-	41	-20%	41
	2023	26	25	22	22	31	21	12	34	22	18	13	17	51	▼	263
<b>Domestic and Family - Level 1</b>	2024	23	16	-	-	-	-	-	-	-	-	-	-	39	-7%	39
	2023	27	15	16	15	22	35	17	9	18	14	19	9	42	▼	216
<b>Domestic and Family - Level 2</b>	2024	7	3	-	-	-	-	-	-	-	-	-	-	10	-23%	10
	2023	6	7	5	5	7	2	2	4	5	5	7	2	13	▼	57
<b>Felonies and Related Matters</b>	2024	330	286	-	-	-	-	-	-	-	-	-	-	616	-11%	616
	2023	355	334	385	210	317	354	305	348	329	250	407	313	689	▼	3,907
<b>General Civil - Level 1</b>	2024	5	5	-	-	-	-	-	-	-	-	-	-	10	67%	10
	2023	-	6	3	2	7	4	2	3	6	3	2	2	6	▲	40
<b>General Civil - Level 2</b>	2024	60	67	-	-	-	-	-	-	-	-	-	-	127	4%	127
	2023	56	66	86	72	94	83	54	69	76	64	67	43	122	▲	830
<b>General Civil - Level 3</b>	2024	20	19	-	-	-	-	-	-	-	-	-	-	39	15%	39
	2023	15	19	24	25	23	39	21	27	16	10	27	12	34	▲	258
<b>Miscellaneous Civil</b>	2024	556	529	-	-	-	-	-	-	-	-	-	-	1,085	-10%	1,085
	2023	637	568	708	503	554	500	517	470	445	544	473	460	1,205	▼	6,379
<b>Misdemeanor</b>	2024	161	114	-	-	-	-	-	-	-	-	-	-	275	5%	275
	2023	137	124	156	106	134	133	136	151	131	115	161	119	261	▲	1,603
<b>Other</b>	2024	133	436	-	-	-	-	-	-	-	-	-	-	569	1,137%	569
	2023	23	23	80	186	373	342	243	340	202	384	220	157	46	▲	2,573
<b>Other Criminally Related Matters</b>	2024	32	50	-	-	-	-	-	-	-	-	-	-	82	-10%	82
	2023	46	45	36	35	50	41	44	66	37	53	47	35	91	▼	535
<b>Probates/Wills &amp; Trusts - Level 1</b>	2024	1	4	-	-	-	-	-	-	-	-	-	-	5	150%	5
	2023	2	-	1	1	1	4	2	-	2	3	1	-	2	▲	17
<b>Probates/Wills &amp; Trusts - Level 2</b>	2024	13	4	-	-	-	-	-	-	-	-	-	-	17	6%	17
	2023	9	7	17	10	11	11	4	6	7	5	6	6	16	▲	99
<b>Protective Orders</b>	2024	1	-	-	-	-	-	-	-	-	-	-	-	1	1	1
	2023	-	-	-	-	-	1	-	-	-	-	-	-	0	↔	1
<b>Uncontested Divorce</b>	2024	52	47	-	-	-	-	-	-	-	-	-	-	99	-1%	99
	2023	49	51	60	59	47	42	51	54	54	45	45	39	100	▼	596

This report reflects data in the case management system. Numbers will update accordingly as reports are refreshed and posted.

# PLN-CCMS-10.01 CASELOAD STATISTICS OF THE CIRCUIT COURTS

Caroline

January 2023 -- February 2024 Filings

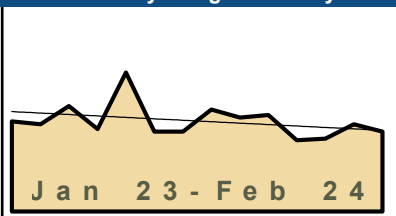
Alexandria and Fairfax Circuit are not Included in State Totals

## Dashboard

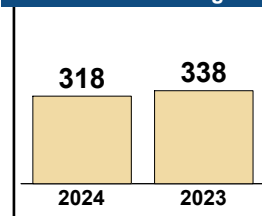
**Court:** Caroline Circuit  
**Start/End Date:** Jan-23 / Feb-24  
**2023 Average Month:** 175  
**Jan-Feb 2023:** 338  
**Filings Trending:** ▼

**Circuit/Court ID:** 15 215033  
**Type of Case:** Filings  
**2024 Average Month:** 159  
**Jan-Feb 2024 :** 318  
**Overall AVG. Month:** 173

## Monthly Filings Summary



## Jan --- Feb Filings



## Filings by Division

Divisions		Jan	Feb	Mar	Apr	May	Jun	Jul	Aug	Sep	Oct	Nov	Dec	Thru Feb	% Change	Total
<b>Total</b>	2024	166	152	-	-	-	-	-	-	-	-	-	-	318	-6%	318
	2023	172	166	201	157	265	152	152	194	179	184	136	139	338	▼	2,097
<b>Civil</b>	2024	16	29	-	-	-	-	-	-	-	-	-	-	45	18%	45
	2023	18	20	16	22	29	24	14	22	18	16	14	25	38	▲	238
<b>Criminal</b>	2024	66	48	-	-	-	-	-	-	-	-	-	-	114	6%	114
	2023	53	55	59	34	132	61	69	59	70	84	41	38	108	▲	755
<b>Concealed Handgun Permits</b>	2024	61	57	-	-	-	-	-	-	-	-	-	-	118	-16%	118
	2023	74	66	91	60	63	40	41	74	61	48	57	47	140	▼	722
<b>Miscellaneous/ Other</b>	2024	23	18	-	-	-	-	-	-	-	-	-	-	41	-16%	41
	2023	27	22	34	39	41	27	28	39	29	36	24	28	49	▼	374
<b>Others</b>	2024	-	-	-	-	-	-	-	-	-	-	-	-	0	-100%	0
	2023	-	3	1	2	-	-	-	-	1	-	-	-	3	▼	8

## Filings by Case Category

Case Categories		Jan	Feb	Mar	Apr	May	Jun	Jul	Aug	Sep	Oct	Nov	Dec	Thru Feb	% Change	Total
<b>Administrative Law</b>	2024	-	-	-	-	-	-	-	-	-	-	-	-	0	0	0
	2023	-	-	-	-	-	-	-	-	1	-	-	-	0	↔	1
<b>Contested Divorce</b>	2024	2	1	-	-	-	-	-	-	-	-	-	-	3	200%	3
	2023	-	1	2	-	2	1	1	5	3	1	-	2	1	▲	18
<b>Domestic and Family - Level 1</b>	2024	2	2	-	-	-	-	-	-	-	-	-	-	4	-43%	4
	2023	2	5	1	1	1	3	1	1	2	-	3	9	7	▼	29
<b>Domestic and Family - Level 2</b>	2024	1	8	-	-	-	-	-	-	-	-	-	-	9	350%	9
	2023	2	-	-	1	16	8	-	1	-	1	1	1	2	▲	31
<b>Felonies and Related Matters</b>	2024	33	30	-	-	-	-	-	-	-	-	-	-	63	-5%	63
	2023	30	36	37	27	90	34	56	31	42	55	25	24	66	▼	487
<b>General Civil - Level 1</b>	2024	1	-	-	-	-	-	-	-	-	-	-	-	1	1	1
	2023	-	-	-	-	1	-	-	-	-	-	-	-	0	↔	1
<b>General Civil - Level 2</b>	2024	4	2	-	-	-	-	-	-	-	-	-	-	6	-33%	6
	2023	3	6	3	5	5	4	2	8	3	6	4	6	9	▼	55
<b>General Civil - Level 3</b>	2024	3	10	-	-	-	-	-	-	-	-	-	-	13	86%	13
	2023	5	2	3	9	2	1	3	5	1	1	2	2	7	▲	36
<b>Miscellaneous Civil</b>	2024	82	71	-	-	-	-	-	-	-	-	-	-	153	-10%	153
	2023	89	81	104	73	88	59	58	94	82	71	76	64	170	▼	939
<b>Misdemeanor</b>	2024	22	12	-	-	-	-	-	-	-	-	-	-	34	3%	34
	2023	16	17	18	4	38	21	12	25	24	29	14	14	33	▲	232
<b>Other</b>	2024	-	-	-	-	-	-	-	-	-	-	-	-	0	-100%	0
	2023	13	11	21	27	17	8	10	18	12	14	4	13	24	▼	168
<b>Other Criminally Related Matters</b>	2024	11	6	-	-	-	-	-	-	-	-	-	-	17	70%	17
	2023	7	3	4	3	4	6	1	3	4	-	2	1	10	▲	38
<b>Probates/Wills &amp; Trusts - Level 1</b>	2024	-	1	-	-	-	-	-	-	-	-	-	-	1	1	1
	2023	-	-	-	-	-	-	-	-	1	-	-	-	0	↔	1
<b>Probates/Wills &amp; Trusts - Level 2</b>	2024	-	1	-	-	-	-	-	-	-	-	-	-	1	1	1
	2023	-	-	2	-	-	2	6	-	-	-	2	-	0	↔	12
<b>Uncontested Divorce</b>	2024	5	8	-	-	-	-	-	-	-	-	-	-	13	44%	13
	2023	5	4	6	7	1	5	2	3	4	6	3	3	9	▲	49

This report reflects data in the case management system. Numbers will update accordingly as reports are refreshed and posted.

# PLN-CCMS-10.01 CASELOAD STATISTICS OF THE CIRCUIT COURTS

Essex

January 2023 -- February 2024 Filings


Alexandria and Fairfax Circuit are not Included in State Totals

## Dashboard

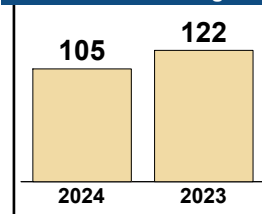
**Court:** Essex Circuit  
**Start/End Date:** Jan-23 / Feb-24  
**2023 Average Month:** 62  
**Jan-Feb 2023:** 122  
**Filings Trending:** ▼

**Circuit/Court ID:** 15 215057  
**Type of Case:** Filings  
**2024 Average Month:** 53  
**Jan-Feb 2024 :** 105  
**Overall AVG. Month:** 61

## Monthly Filings Summary



## Jan --- Feb Filings



## Filings by Division

Divisions	Jan	Feb	Mar	Apr	May	Jun	Jul	Aug	Sep	Oct	Nov	Dec	Thru Feb	% Change	Total
<b>Total</b>	69	36	-	-	51	58	-	-	-	-	-	-	105	-14%	105
2023	62	60	114	52	51	58	29	55	109	67	42	43	122	▼	742
<b>Civil</b>	5	6	-	-	-	-	-	-	-	-	-	-	11	-42%	11
2023	12	7	7	9	15	6	9	11	2	10	2	4	19	▼	94
<b>Criminal</b>	16	4	-	-	-	-	-	-	-	-	-	-	20	54%	20
2023	10	3	56	20	7	16	3	17	61	22	9	22	13	▲	246
<b>Concealed Handgun Permits</b>	28	14	-	-	-	-	-	-	-	-	-	-	42	-24%	42
2023	25	30	29	12	11	25	15	13	30	20	16	12	55	▼	238
<b>Miscellaneous/Other</b>	20	12	-	-	-	-	-	-	-	-	-	-	32	-9%	32
2023	15	20	22	11	18	11	2	14	16	15	14	5	35	▼	163
<b>Others</b>	-	-	-	-	-	-	-	-	-	-	-	-	0	0	0
2023	-	-	-	-	-	-	-	-	-	-	1	-	0	↔	1

## Filings by Case Category

Case Categories	Jan	Feb	Mar	Apr	May	Jun	Jul	Aug	Sep	Oct	Nov	Dec	Thru Feb	% Change	Total
<b>Administrative Law</b>	-	-	-	-	-	-	-	-	-	-	-	-	0	0	0
2023	-	-	-	-	-	-	1	-	-	-	-	-	0	↔	1
<b>Contested Divorce</b>	-	1	-	-	-	-	-	-	-	-	-	-	1	-67%	1
2023	1	2	2	1	1	1	-	-	-	-	-	-	3	▼	8
<b>Domestic and Family - Level 1</b>	-	-	-	-	-	-	-	-	-	-	-	-	0	-100%	0
2023	1	-	1	-	6	-	1	9	-	-	-	1	1	▼	19
<b>Domestic and Family - Level 2</b>	-	-	-	-	-	-	-	-	-	-	-	-	0	-100%	0
2023	1	-	1	2	2	-	-	-	-	1	-	-	1	▼	7
<b>Felonies and Related Matters</b>	13	3	-	-	-	-	-	-	-	-	-	-	16	78%	16
2023	7	2	41	17	7	13	2	9	60	12	5	15	9	▲	190
<b>General Civil - Level 1</b>	-	-	-	-	-	-	-	-	-	-	-	-	0	0	0
2023	-	-	-	1	-	1	-	-	-	1	-	-	0	↔	3
<b>General Civil - Level 2</b>	3	2	-	-	-	-	-	-	-	-	-	-	5	150%	5
2023	2	-	1	6	2	1	-	-	1	2	1	2	2	▲	18
<b>General Civil - Level 3</b>	-	2	-	-	-	-	-	-	-	-	-	-	2	-60%	2
2023	4	1	2	1	3	-	4	1	1	6	1	-	5	▼	24
<b>Miscellaneous Civil</b>	36	16	-	-	-	-	-	-	-	-	-	-	52	-15%	52
2023	29	32	33	15	16	27	17	14	33	26	22	15	61	▼	279
<b>Misdemeanor</b>	3	-	-	-	-	-	-	-	-	-	-	-	3	-25%	3
2023	3	1	2	-	-	-	1	4	-	8	2	3	4	▼	24
<b>Other</b>	12	10	-	-	-	-	-	-	-	-	-	-	22	-24%	22
2023	11	18	17	6	13	8	-	12	12	8	9	2	29	▼	116
<b>Other Criminally Related Matters</b>	-	1	-	-	-	-	-	-	-	-	-	-	1	1	1
2023	-	-	13	3	-	3	2	4	1	2	2	4	0	↔	34
<b>Probates/Wills &amp; Trusts - Level 1</b>	-	1	-	-	-	-	-	-	-	-	-	-	1	1	1
2023	-	-	-	-	-	-	-	-	-	-	-	-	0	↔	0
<b>Probates/Wills &amp; Trusts - Level 2</b>	1	-	-	-	-	-	-	-	-	-	-	-	1	1	1
2023	-	-	-	-	-	-	-	-	-	-	-	1	0	↔	1
<b>Uncontested Divorce</b>	1	-	-	-	-	-	-	-	-	-	-	-	1	-86%	1
2023	3	4	1	-	1	4	1	2	1	1	-	-	7	▼	18


This report reflects data in the case management system. Numbers will update accordingly as reports are refreshed and posted.

Dashboard

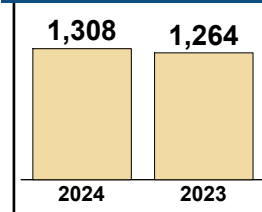
**Court:** Hanover Circuit  
**Start/End Date:** Jan-23 / Feb-24  
**2023 Average Month:** 608  
**Jan-Feb 2023:** 1,264  
**Filings Trending:** ▲

**Circuit/Court ID:** 15 215085  
**Type of Case:** Filings  
**2024 Average Month:** 654  
**Jan-Feb 2024 :** 1,308  
**Overall AVG. Month:** 615

Monthly Filings Summary



Jan --- Feb Filings



Filings by Division

Divisions		Jan	Feb	Mar	Apr	May	Jun	Jul	Aug	Sep	Oct	Nov	Dec	Thru Feb	% Change	Total
<b>Total</b>	2024	635	673	-	-	-	-	-	-	-	-	-	-	1,308	3%	1,308
	2023	710	554	803	541	654	609	499	666	629	561	542	532	1,264	▲	7,300
<b>Civil</b>	2024	126	129	-	-	-	-	-	-	-	-	-	-	255	45%	255
	2023	82	94	150	99	130	145	102	151	119	116	93	104	176	▲	1,385
<b>Criminal</b>	2024	210	252	-	-	-	-	-	-	-	-	-	-	462	13%	462
	2023	225	184	274	199	271	215	177	284	261	195	221	236	409	▲	2,742
<b>Concealed Handgun Permits</b>	2024	251	206	-	-	-	-	-	-	-	-	-	-	457	-10%	457
	2023	291	216	248	192	176	172	139	161	158	199	171	154	507	▼	2,277
<b>Miscellaneous/ Other</b>	2024	48	86	-	-	-	-	-	-	-	-	-	-	134	-22%	134
	2023	112	60	130	51	77	77	81	69	90	51	57	38	172	▼	893
<b>Others</b>	2024	-	-	-	-	-	-	-	-	-	-	-	-	0	0	0
	2023	-	-	1	-	-	-	-	1	1	-	-	-	0	↔	3

Filings by Case Category

Case Categories		Jan	Feb	Mar	Apr	May	Jun	Jul	Aug	Sep	Oct	Nov	Dec	Thru Feb	% Change	Total
<b>Administrative Law</b>	2024	1	2	-	-	-	-	-	-	-	-	-	-	3	200%	3
	2023	-	1	-	1	-	-	-	-	2	1	-	-	1	▲	5
<b>Capital Murder</b>	2024	-	-	-	-	-	-	-	-	-	-	-	-	0	0	0
	2023	-	-	-	-	2	-	-	-	-	-	-	-	0	↔	2
<b>Contested Divorce</b>	2024	21	17	-	-	-	-	-	-	-	-	-	-	38	31%	38
	2023	15	14	29	22	22	27	17	20	12	16	13	18	29	▲	225
<b>Domestic and Family - Level 1</b>	2024	5	5	-	-	-	-	-	-	-	-	-	-	10	100%	10
	2023	3	2	7	2	5	6	11	7	10	9	5	6	5	▲	73
<b>Domestic and Family - Level 2</b>	2024	6	2	-	-	-	-	-	-	-	-	-	-	8	33%	8
	2023	2	4	7	1	13	9	7	10	10	6	5	2	6	▲	76
<b>Felonies and Related Matters</b>	2024	127	149	-	-	-	-	-	-	-	-	-	-	276	25%	276
	2023	132	89	167	129	163	118	109	161	166	111	142	118	221	▲	1,605
<b>General Civil - Level 1</b>	2024	-	-	-	-	-	-	-	-	-	-	-	-	0	0	0
	2023	-	-	-	1	-	1	2	-	-	1	-	1	0	↔	6
<b>General Civil - Level 2</b>	2024	34	41	-	-	-	-	-	-	-	-	-	-	75	142%	75
	2023	16	15	35	19	25	36	14	54	38	43	23	37	31	▲	355
<b>General Civil - Level 3</b>	2024	10	6	-	-	-	-	-	-	-	-	-	-	16	23%	16
	2023	4	9	3	4	6	13	6	12	6	2	8	5	13	▲	78
<b>Miscellaneous Civil</b>	2024	294	288	-	-	-	-	-	-	-	-	-	-	582	-14%	582
	2023	400	276	371	239	254	248	213	226	244	250	219	195	676	▼	3,135
<b>Misdemeanor</b>	2024	74	91	-	-	-	-	-	-	-	-	-	-	165	-4%	165
	2023	85	87	100	64	101	87	63	107	90	79	75	115	172	▼	1,053
<b>Other</b>	2024	5	6	-	-	-	-	-	-	-	-	-	-	11	57%	11
	2023	3	4	7	7	4	5	3	6	4	2	3	8	7	▲	56
<b>Other Criminally Related Matters</b>	2024	9	12	-	-	-	-	-	-	-	-	-	-	21	31%	21
	2023	8	8	8	6	9	10	8	16	7	5	5	3	16	▲	93
<b>Probates/Wills &amp; Trusts - Level 1</b>	2024	-	1	-	-	-	-	-	-	-	-	-	-	1	1	1
	2023	-	-	1	1	1	2	-	1	2	1	-	-	0	↔	9
<b>Probates/Wills &amp; Trusts - Level 2</b>	2024	7	6	-	-	-	-	-	-	-	-	-	-	13	333%	13
	2023	2	1	5	4	5	2	-	1	1	-	2	2	3	▲	25
<b>Uncontested Divorce</b>	2024	42	47	-	-	-	-	-	-	-	-	-	-	89	6%	89
	2023	40	44	63	41	44	45	46	45	37	35	42	22	84	▲	504

# PLN-CCMS-10.01 CASELOAD STATISTICS OF THE CIRCUIT COURTS

King George

January 2023 -- February 2024 Filings


Alexandria and Fairfax Circuit are not Included in State Totals

## Dashboard

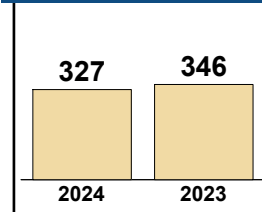
**Court:** King George Circuit  
**Start/End Date:** Jan-23 / Feb-24  
**2023 Average Month:** 142  
**Jan-Feb 2023:** 346  
**Filings Trending:** ▼

**Circuit/Court ID:** 15 215099  
**Type of Case:** Filings  
**2024 Average Month:** 164  
**Jan-Feb 2024 :** 327  
**Overall AVG. Month:** 145

## Monthly Filings Summary



## Jan --- Feb Filings



## Filings by Division

Divisions		Jan	Feb	Mar	Apr	May	Jun	Jul	Aug	Sep	Oct	Nov	Dec	Thru Feb	% Change	Total
<b>Total</b>	2024	207	120	-	-	-	-	-	-	-	-	-	-	327	-5%	327
	2023	180	166	155	118	112	133	158	121	134	192	111	120	346	▼	1,700
<b>Civil</b>	2024	14	13	-	-	-	-	-	-	-	-	-	-	27	-27%	27
	2023	22	15	10	12	14	10	12	10	23	11	18	11	37	▼	168
<b>Criminal</b>	2024	102	32	-	-	-	-	-	-	-	-	-	-	134	1%	134
	2023	70	63	51	37	21	51	76	36	45	100	25	46	133	▲	621
<b>Concealed Handgun Permits</b>	2024	71	52	-	-	-	-	-	-	-	-	-	-	123	-6%	123
	2023	60	71	71	49	60	58	52	59	50	66	54	40	131	▼	690
<b>Miscellaneous/ Other</b>	2024	20	23	-	-	-	-	-	-	-	-	-	-	43	-4%	43
	2023	28	17	23	20	17	14	18	16	16	15	14	23	45	▼	221

## Filings by Case Category

Case Categories		Jan	Feb	Mar	Apr	May	Jun	Jul	Aug	Sep	Oct	Nov	Dec	Thru Feb	% Change	Total
<b>Capital Murder</b>	2024	-	-	-	-	-	-	-	-	-	-	-	-	0	0	0
	2023	-	-	1	-	-	-	-	-	-	-	-	-	0	↔	1
<b>Contested Divorce</b>	2024	3	1	-	-	-	-	-	-	-	-	-	-	4	0%	4
	2023	3	1	1	2	1	1	4	3	1	-	-	2	4	↔	19
<b>Domestic and Family - Level 1</b>	2024	3	-	-	-	-	-	-	-	-	-	-	-	3	-57%	3
	2023	-	7	2	2	1	4	1	1	4	-	-	-	7	▼	22
<b>Domestic and Family - Level 2</b>	2024	1	1	-	-	-	-	-	-	-	-	-	-	2	0%	2
	2023	2	-	-	-	1	-	-	1	2	3	1	-	2	↔	10
<b>Felonies and Related Matters</b>	2024	75	20	-	-	-	-	-	-	-	-	-	-	95	17%	95
	2023	56	25	28	24	10	36	48	27	28	64	22	28	81	▲	396
<b>General Civil - Level 1</b>	2024	1	-	-	-	-	-	-	-	-	-	-	-	1	1	1
	2023	-	-	-	-	-	-	-	-	-	1	-	1	0	↔	2
<b>General Civil - Level 2</b>	2024	3	4	-	-	-	-	-	-	-	-	-	-	7	75%	7
	2023	4	-	1	1	7	3	3	1	6	2	7	2	4	▲	37
<b>General Civil - Level 3</b>	2024	1	3	-	-	-	-	-	-	-	-	-	-	4	-50%	4
	2023	7	1	1	2	2	1	2	-	-	1	5	2	8	▼	24
<b>Miscellaneous Civil</b>	2024	80	65	-	-	-	-	-	-	-	-	-	-	145	-10%	145
	2023	79	83	85	65	72	68	64	71	61	76	59	57	162	▼	840
<b>Misdemeanor</b>	2024	26	11	-	-	-	-	-	-	-	-	-	-	37	-21%	37
	2023	13	34	19	12	8	14	21	6	13	35	3	16	47	▼	194
<b>Other</b>	2024	8	10	-	-	-	-	-	-	-	-	-	-	18	29%	18
	2023	9	5	8	4	5	4	6	5	5	3	9	7	14	▲	70
<b>Other Criminally Related Matters</b>	2024	1	1	-	-	-	-	-	-	-	-	-	-	2	-60%	2
	2023	1	4	3	1	3	1	7	3	7	1	-	2	5	▼	33
<b>Probates/Wills &amp; Trusts - Level 2</b>	2024	-	-	-	-	-	-	-	-	-	-	-	-	0	0	0
	2023	-	-	1	4	-	-	-	-	-	2	-	-	0	↔	7
<b>Protective Orders</b>	2024	1	-	-	-	-	-	-	-	-	-	-	-	1	1	1
	2023	-	-	-	-	-	-	-	-	1	-	-	2	0	↔	3
<b>Uncontested Divorce</b>	2024	4	4	-	-	-	-	-	-	-	-	-	-	8	-33%	8
	2023	6	6	5	1	2	1	2	3	6	4	5	1	12	▼	42

This report reflects data in the case management system. Numbers will update accordingly as reports are refreshed and posted.



# PLN-CCMS-10.01 CASELOAD STATISTICS OF THE CIRCUIT COURTS

Lancaster

January 2023 -- February 2024 Filings

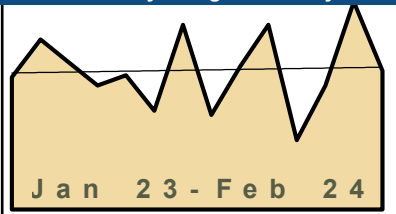
Alexandria and Fairfax Circuit are not Included in State Totals

## Dashboard

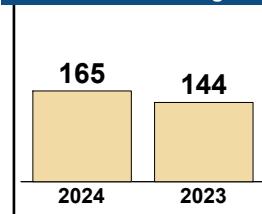
**Court:** Lancaster Circuit  
**Start/End Date:** Jan-23 / Feb-24  
**2023 Average Month:** 64  
**Jan-Feb 2023:** 144  
**Filings Trending:** ▲

**Circuit/Court ID:** 15 215103  
**Type of Case:** Filings  
**2024 Average Month:**83  
**Jan-Feb 2024 :** 165  
**Overall AVG. Month:** 66

## Monthly Filings Summary



## Jan --- Feb Filings



## Filings by Division

Divisions		Jan	Feb	Mar	Apr	May	Jun	Jul	Aug	Sep	Oct	Nov	Dec	Thru Feb	% Change	Total
<b>Total</b>	2024	99	66	-	-	64	47	88	45	68	88	33	59	165	15%	165
	2023	63	81	70	59	64	47	88	45	68	88	33	59	144	▲	765
<b>Civil</b>	2024	18	7	-	-	-	-	-	-	-	-	-	-	25	257%	25
	2023	3	4	7	10	13	5	4	8	2	5	3	12	7	▲	76
<b>Criminal</b>	2024	51	32	-	-	-	-	-	-	-	-	-	-	83	43%	83
	2023	24	34	12	25	17	14	54	15	36	52	8	17	58	▲	308
<b>Concealed Handgun Permits</b>	2024	17	20	-	-	-	-	-	-	-	-	-	-	37	-34%	37
	2023	25	31	41	16	18	16	23	10	23	20	19	22	56	▼	264
<b>Miscellaneous/ Other</b>	2024	13	7	-	-	-	-	-	-	-	-	-	-	20	-13%	20
	2023	11	12	10	8	16	12	7	12	7	11	3	8	23	▼	117

## Filings by Case Category

Case Categories		Jan	Feb	Mar	Apr	May	Jun	Jul	Aug	Sep	Oct	Nov	Dec	Thru Feb	% Change	Total
<b>Administrative Law</b>	2024	-	-	-	-	-	-	-	-	-	-	-	-	0	-100%	0
	2023	1	-	-	-	-	-	-	-	-	-	-	-	1	▼	1
<b>Contested Divorce</b>	2024	-	1	-	-	-	-	-	-	-	-	-	-	1	1	1
	2023	-	-	1	2	-	-	-	-	1	-	-	-	1	0	↔
<b>Domestic and Family - Level 1</b>	2024	-	-	-	-	-	-	-	-	-	-	-	-	0	0	0
	2023	-	-	1	2	-	-	-	3	-	-	-	1	1	0	↔
<b>Domestic and Family - Level 2</b>	2024	-	-	-	-	-	-	-	-	-	-	-	-	0	0	0
	2023	-	-	-	-	-	-	-	1	-	-	-	-	0	↔	1
<b>Felonies and Related Matters</b>	2024	39	12	-	-	-	-	-	-	-	-	-	-	51	31%	51
	2023	12	27	12	17	11	13	41	8	30	40	2	17	39	▲	230
<b>General Civil - Level 1</b>	2024	-	1	-	-	-	-	-	-	-	-	-	-	1	1	1
	2023	-	-	1	-	-	-	-	-	-	-	-	-	2	0	↔
<b>General Civil - Level 2</b>	2024	4	3	-	-	-	-	-	-	-	-	-	-	7	250%	7
	2023	-	2	2	2	3	1	1	3	1	3	-	2	2	▲	20
<b>General Civil - Level 3</b>	2024	14	1	-	-	-	-	-	-	-	-	-	-	15	1,400%	15
	2023	-	1	1	3	8	3	-	2	1	3	-	5	1	▲	27
<b>Miscellaneous Civil</b>	2024	21	24	-	-	-	-	-	-	-	-	-	-	45	-37%	45
	2023	30	41	46	21	29	27	25	21	27	26	22	27	71	▼	342
<b>Misdemeanor</b>	2024	10	19	-	-	-	-	-	-	-	-	-	-	29	123%	29
	2023	11	2	-	7	2	-	11	6	6	10	6	-	13	▲	61
<b>Other</b>	2024	9	2	-	-	-	-	-	-	-	-	-	-	11	57%	11
	2023	6	1	5	2	6	-	7	-	2	3	-	3	7	▲	35
<b>Other Criminally Related Matters</b>	2024	2	1	-	-	-	-	-	-	-	-	-	-	3	-50%	3
	2023	1	5	-	1	4	1	2	1	-	2	1	-	6	▼	18
<b>Probates/Wills &amp; Trusts - Level 2</b>	2024	-	1	-	-	-	-	-	-	-	-	-	-	1	0%	1
	2023	1	-	1	-	1	-	-	-	-	1	-	-	1	↔	4
<b>Uncontested Divorce</b>	2024	-	1	-	-	-	-	-	-	-	-	-	-	1	-67%	1
	2023	1	2	-	2	-	2	1	-	-	-	1	1	3	▼	10

# PLN-CCMS-10.01 CASELOAD STATISTICS OF THE CIRCUIT COURTS

Northumberland

January 2023 -- February 2024 Filings


Alexandria and Fairfax Circuit are not Included in State Totals

## Dashboard

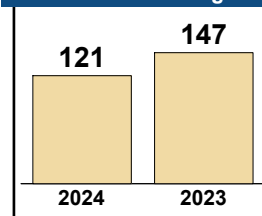
**Court:** Northumberland Circuit  
**Start/End Date:** Jan-23 / Feb-24  
**2023 Average Month:** 73  
**Jan-Feb 2023:** 147  
**Filings Trending:** ▼

**Circuit/Court ID:** 15 215133  
**Type of Case:** Filings  
**2024 Average Month:** 61  
**Jan-Feb 2024 :** 121  
**Overall AVG. Month:** 71

## Monthly Filings Summary



## Jan --- Feb Filings



## Filings by Division

Divisions	Jan	Feb	Mar	Apr	May	Jun	Jul	Aug	Sep	Oct	Nov	Dec	Thru Feb	% Change	Total	
<b>Total</b>	64	57	-	-	53	63	50	67	54	89	80	57	98	121	-18%	121
2023	81	66	121	53	63	50	67	54	89	80	57	98	147	▼	879	
<b>Civil</b>	5	7	-	-	-	-	-	-	-	-	-	-	-	12	-63%	12
2023	20	12	17	10	9	7	6	13	4	8	6	4	32	▼	116	
<b>Criminal</b>	16	13	-	-	-	-	-	-	-	-	-	-	-	29	61%	29
2023	15	3	33	6	11	9	24	6	55	25	18	23	18	▲	228	
<b>Concealed Handgun Permits</b>	31	26	-	-	-	-	-	-	-	-	-	-	-	57	-11%	57
2023	38	26	34	23	26	22	24	22	17	30	22	13	64	▼	297	
<b>Miscellaneous/Other</b>	12	11	-	-	-	-	-	-	-	-	-	-	-	23	-30%	23
2023	8	25	37	14	17	12	13	13	13	16	10	58	33	▼	236	
<b>Others</b>	-	-	-	-	-	-	-	-	-	-	-	-	-	0	0	0
2023	-	-	-	-	-	-	-	-	-	-	1	1	-	0	↔	2

## Filings by Case Category

Case Categories	Jan	Feb	Mar	Apr	May	Jun	Jul	Aug	Sep	Oct	Nov	Dec	Thru Feb	% Change	Total	
<b>Administrative Law</b>	-	-	-	-	-	-	-	-	-	-	-	-	-	0	0	0
2023	-	-	-	-	-	-	-	1	-	-	-	-	-	0	↔	1
<b>Contested Divorce</b>	-	1	-	-	-	-	-	-	-	-	-	-	-	1	0%	1
2023	1	-	2	-	2	1	-	2	-	1	-	-	1	↔	9	
<b>Domestic and Family - Level 1</b>	-	-	-	-	-	-	-	-	-	-	-	-	-	0	-100%	0
2023	7	2	2	1	-	-	-	1	-	-	-	-	9	▼	13	
<b>Domestic and Family - Level 2</b>	-	-	-	-	-	-	-	-	-	-	-	-	-	0	0	0
2023	-	-	-	-	-	-	-	-	-	1	1	-	0	↔	2	
<b>Felonies and Related Matters</b>	10	9	-	-	-	-	-	-	-	-	-	-	-	19	138%	19
2023	6	2	27	6	9	6	19	4	51	21	14	23	8	▲	188	
<b>General Civil - Level 1</b>	-	-	-	-	-	-	-	-	-	-	-	-	-	0	0	0
2023	-	-	1	-	-	-	1	1	1	1	-	-	0	↔	5	
<b>General Civil - Level 2</b>	2	4	-	-	-	-	-	-	-	-	-	-	-	6	20%	6
2023	3	2	5	2	-	-	1	4	-	2	2	2	5	▲	23	
<b>General Civil - Level 3</b>	1	1	-	-	-	-	-	-	-	-	-	-	-	2	-75%	2
2023	1	7	1	3	6	4	3	3	1	-	1	-	8	▼	30	
<b>Miscellaneous Civil</b>	34	32	-	-	-	-	-	-	-	-	-	-	-	66	-4%	66
2023	41	28	44	29	33	24	26	25	22	38	28	16	69	▼	354	
<b>Misdemeanor</b>	6	3	-	-	-	-	-	-	-	-	-	-	-	9	-10%	9
2023	9	1	3	1	1	1	4	-	1	2	3	-	10	▼	26	
<b>Other</b>	11	5	-	-	-	-	-	-	-	-	-	-	-	16	-48%	16
2023	8	23	29	9	9	9	10	8	8	9	5	55	31	▼	182	
<b>Other Criminally Related Matters</b>	-	1	-	-	-	-	-	-	-	-	-	-	-	1	1	1
2023	-	-	3	-	1	2	1	2	3	2	1	-	0	↔	15	
<b>Probates/Wills &amp; Trusts - Level 1</b>	-	-	-	-	-	-	-	-	-	-	-	-	-	0	0	0
2023	-	-	-	-	-	1	-	-	-	-	-	-	0	↔	1	
<b>Probates/Wills &amp; Trusts - Level 2</b>	-	-	-	-	-	-	-	-	-	-	-	-	-	0	-100%	0
2023	-	1	-	-	-	-	-	2	-	1	-	1	1	▼	5	
<b>Uncontested Divorce</b>	-	1	-	-	-	-	-	-	-	-	-	-	-	1	-80%	1
2023	5	-	4	2	2	2	2	1	2	2	2	1	5	▼	25	

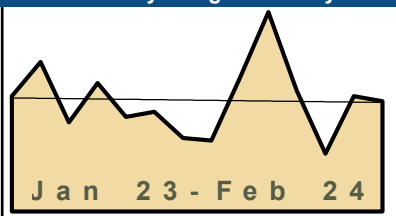
This report reflects data in the case management system. Numbers will update accordingly as reports are refreshed and posted.

Dashboard

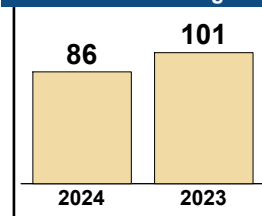
**Court:** Richmond County Circuit  
**Start/End Date:** Jan-23 / Feb-24  
**2023 Average Month:** 42  
**Jan-Feb 2023:** 101  
**Filings Trending:** ▼

**Circuit/Court ID:** 15 215159  
**Type of Case:** Filings  
**2024 Average Month:**43  
**Jan-Feb 2024 :** 86  
**Overall AVG. Month:** 42

Monthly Filings Summary



Jan --- Feb Filings



Filings by Division

Divisions		Jan	Feb	Mar	Apr	May	Jun	Jul	Aug	Sep	Oct	Nov	Dec	Thru Feb	% Change	Total
<b>Total</b>	2024	44	42	-	-	-	-	-	-	-	-	-	-	86	-15%	86
	2023	44	57	34	49	36	38	28	27	51	76	46	22	101	▼	508
<b>Civil</b>	2024	4	5	-	-	-	-	-	-	-	-	-	-	9	-36%	9
	2023	4	10	5	5	4	4	2	6	2	10	4	2	14	▼	58
<b>Criminal</b>	2024	17	13	-	-	-	-	-	-	-	-	-	-	30	-9%	30
	2023	18	15	6	20	15	15	14	9	27	43	35	7	33	▼	224
<b>Concealed Handgun Permits</b>	2024	17	18	-	-	-	-	-	-	-	-	-	-	35	-19%	35
	2023	18	25	21	21	11	15	7	7	16	9	3	12	43	▼	165
<b>Miscellaneous/ Other</b>	2024	6	6	-	-	-	-	-	-	-	-	-	-	12	9%	12
	2023	4	7	2	3	6	4	5	5	6	14	4	1	11	▲	61

Filings by Case Category

Case Categories		Jan	Feb	Mar	Apr	May	Jun	Jul	Aug	Sep	Oct	Nov	Dec	Thru Feb	% Change	Total
<b>Administrative Law</b>	2024	-	-	-	-	-	-	-	-	-	-	-	-	0	0	0
	2023	-	-	-	1	-	-	-	-	-	-	-	-	0	↔	1
<b>Contested Divorce</b>	2024	-	-	-	-	-	-	-	-	-	-	-	-	0	0	0
	2023	-	-	-	-	-	1	-	-	-	2	2	-	0	↔	5
<b>Domestic and Family - Level 1</b>	2024	2	-	-	-	-	-	-	-	-	-	-	-	2	-33%	2
	2023	1	2	-	1	-	-	-	-	1	2	-	-	3	▼	7
<b>Domestic and Family - Level 2</b>	2024	-	-	-	-	-	-	-	-	-	-	-	-	0	0	0
	2023	-	-	-	-	-	-	-	-	-	1	-	-	0	↔	1
<b>Felonies and Related Matters</b>	2024	11	7	-	-	-	-	-	-	-	-	-	-	18	6%	18
	2023	8	9	3	14	11	10	10	3	11	20	32	2	17	▲	133
<b>General Civil - Level 1</b>	2024	-	1	-	-	-	-	-	-	-	-	-	-	1	1	1
	2023	-	-	-	1	2	-	-	-	-	-	-	-	0	↔	3
<b>General Civil - Level 2</b>	2024	-	1	-	-	-	-	-	-	-	-	-	-	1	-67%	1
	2023	-	3	2	-	2	1	-	4	-	-	-	2	3	▼	14
<b>General Civil - Level 3</b>	2024	2	1	-	-	-	-	-	-	-	-	-	-	3	200%	3
	2023	-	1	-	1	2	-	-	1	1	1	2	-	1	▲	9
<b>Miscellaneous Civil</b>	2024	21	24	-	-	-	-	-	-	-	-	-	-	45	-13%	45
	2023	22	30	23	23	13	18	10	11	20	17	6	13	52	▼	206
<b>Misdemeanor</b>	2024	3	5	-	-	-	-	-	-	-	-	-	-	8	-43%	8
	2023	8	6	1	4	3	4	4	4	10	21	2	-	14	▼	67
<b>Other</b>	2024	2	-	-	-	-	-	-	-	-	-	-	-	2	-33%	2
	2023	1	2	-	1	1	1	2	1	1	5	1	-	3	▼	16
<b>Other Criminally Related Matters</b>	2024	3	1	-	-	-	-	-	-	-	-	-	-	4	100%	4
	2023	2	-	2	2	1	1	-	2	6	2	1	5	2	▲	24
<b>Probates/Wills &amp; Trusts - Level 1</b>	2024	-	-	-	-	-	-	-	-	-	-	-	-	0	0	0
	2023	-	-	-	-	-	-	-	-	1	-	-	-	0	↔	1
<b>Probates/Wills &amp; Trusts - Level 2</b>	2024	-	-	-	-	-	-	-	-	-	-	-	-	0	0	0
	2023	-	-	-	-	-	-	1	-	-	-	-	-	0	↔	1
<b>Uncontested Divorce</b>	2024	-	2	-	-	-	-	-	-	-	-	-	-	2	-67%	2
	2023	2	4	3	1	1	2	1	1	-	5	-	-	6	▼	20

# PLN-CCMS-10.01 CASELOAD STATISTICS OF THE CIRCUIT COURTS

Spotsylvania

January 2023 -- February 2024 Filings


Alexandria and Fairfax Circuit are not Included in State Totals

## Dashboard

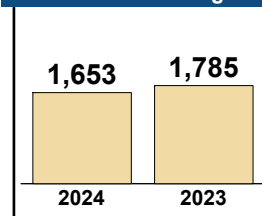
**Court:** Spotsylvania Circuit  
**Start/End Date:** Jan-23 / Feb-24  
**2023 Average Month:** 790  
**Jan-Feb 2023:** 1,785  
**Filings Trending:** ▼

**Circuit/Court ID:** 15 215177  
**Type of Case:** Filings  
**2024 Average Month:** 827  
**Jan-Feb 2024 :** 1,653  
**Overall AVG. Month:** 796

## Monthly Filings Summary



## Jan --- Feb Filings



## Filings by Division

Divisions		Jan	Feb	Mar	Apr	May	Jun	Jul	Aug	Sep	Oct	Nov	Dec	Thru Feb	% Change	Total
<b>Total</b>	2024	817	836	-	-	-	-	-	-	-	-	-	-	1,653	-7%	1,653
	2023	1,011	774	997	698	956	696	591	735	737	930	723	637	1,785	▼	9,485
<b>Civil</b>	2024	83	78	-	-	-	-	-	-	-	-	-	-	161	1%	161
	2023	101	59	137	95	87	70	65	58	111	77	91	66	160	▲	1,017
<b>Criminal</b>	2024	295	376	-	-	-	-	-	-	-	-	-	-	671	0%	671
	2023	357	311	317	244	455	290	201	325	302	468	271	272	668	▲	3,813
<b>Concealed Handgun Permits</b>	2024	309	276	-	-	-	-	-	-	-	-	-	-	585	-16%	585
	2023	410	288	392	242	289	229	230	221	195	276	251	204	698	▼	3,227
<b>Miscellaneous/ Other</b>	2024	129	105	-	-	-	-	-	-	-	-	-	-	234	-9%	234
	2023	142	115	149	116	125	107	94	131	128	109	110	95	257	▼	1,421
<b>Others</b>	2024	1	1	-	-	-	-	-	-	-	-	-	-	2	0%	2
	2023	1	1	2	1	-	-	1	-	1	-	-	-	2	↔	7

## Filings by Case Category

Case Categories		Jan	Feb	Mar	Apr	May	Jun	Jul	Aug	Sep	Oct	Nov	Dec	Thru Feb	% Change	Total
<b>Administrative Law</b>	2024	1	-	-	-	-	-	-	-	-	-	-	-	1	-50%	1
	2023	1	1	2	-	1	1	1	-	-	2	2	-	2	▼	11
<b>Capital Murder</b>	2024	2	1	-	-	-	-	-	-	-	-	-	-	3	3	3
	2023	-	-	-	-	-	-	-	-	-	-	-	-	0	↔	0
<b>Contested Divorce</b>	2024	11	11	-	-	-	-	-	-	-	-	-	-	22	-4%	22
	2023	9	14	12	10	15	9	6	6	10	4	11	7	23	▼	113
<b>Domestic and Family - Level 1</b>	2024	10	8	-	-	-	-	-	-	-	-	-	-	18	-59%	18
	2023	40	4	61	33	20	14	9	6	30	11	23	11	44	▼	262
<b>Domestic and Family - Level 2</b>	2024	4	6	-	-	-	-	-	-	-	-	-	-	10	233%	10
	2023	1	2	4	2	9	2	5	3	3	5	4	3	3	▲	43
<b>Felonies and Related Matters</b>	2024	191	277	-	-	-	-	-	-	-	-	-	-	468	1%	468
	2023	241	224	211	153	325	201	135	227	199	288	184	167	465	▲	2,555
<b>General Civil - Level 1</b>	2024	-	1	-	-	-	-	-	-	-	-	-	-	1	-67%	1
	2023	2	1	-	1	-	3	3	-	1	1	1	1	3	▼	14
<b>General Civil - Level 2</b>	2024	18	29	-	-	-	-	-	-	-	-	-	-	47	68%	47
	2023	14	14	19	17	14	18	17	18	29	22	15	18	28	▲	215
<b>General Civil - Level 3</b>	2024	16	3	-	-	-	-	-	-	-	-	-	-	19	36%	19
	2023	8	6	9	9	7	8	5	7	9	13	12	8	14	▲	101
<b>Miscellaneous Civil</b>	2024	371	341	-	-	-	-	-	-	-	-	-	-	712	-13%	712
	2023	482	338	468	316	335	288	274	277	271	330	310	257	820	▼	3,946
<b>Misdemeanor</b>	2024	89	86	-	-	-	-	-	-	-	-	-	-	175	0%	175
	2023	101	74	88	71	107	69	54	87	84	161	76	89	175	↔	1,061
<b>Other</b>	2024	67	41	-	-	-	-	-	-	-	-	-	-	108	-17%	108
	2023	70	60	70	43	74	46	45	68	54	56	54	39	130	▼	679
<b>Other Criminally Related Matters</b>	2024	13	12	-	-	-	-	-	-	-	-	-	-	25	-11%	25
	2023	15	13	19	20	23	20	12	12	19	19	11	16	28	▼	199
<b>Probates/Wills &amp; Trusts - Level 2</b>	2024	2	2	-	-	-	-	-	-	-	-	-	-	4	-60%	4
	2023	5	5	7	2	3	1	6	6	3	3	6	2	10	▼	49
<b>Uncontested Divorce</b>	2024	22	18	-	-	-	-	-	-	-	-	-	-	40	0%	40
	2023	22	18	27	21	23	16	19	18	25	15	14	19	40	↔	237

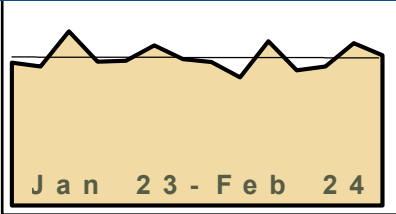
This report reflects data in the case management system. Numbers will update accordingly as reports are refreshed and posted.

Dashboard

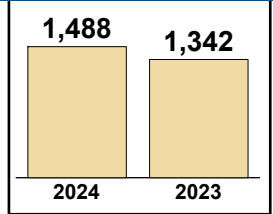
**Court:** Stafford Circuit  
**Start/End Date:** Jan-23 / Feb-24  
**2023 Average Month:** 699  
**Jan-Feb 2023:** 1,342  
**Filings Trending:** ▲

**Circuit/Court ID:** 15 215179  
**Type of Case:** Filings  
**2024 Average Month:** 744  
**Jan-Feb 2024 :** 1,488  
**Overall AVG. Month:** 706

Monthly Filings Summary



Jan --- Feb Filings



Filings by Division

Divisions		Jan	Feb	Mar	Apr	May	Jun	Jul	Aug	Sep	Oct	Nov	Dec	Thru Feb	% Change	Total
<b>Total</b>	2024	773	715	-	-	-	-	-	-	-	-	-	-	1,488	11%	1,488
	2023	680	662	830	685	690	763	698	683	610	782	644	662	1,342	▲	8,389
<b>Civil</b>	2024	76	84	-	-	-	-	-	-	-	-	-	-	160	10%	160
	2023	83	63	99	80	93	81	69	96	70	93	83	80	146	▲	990
<b>Criminal</b>	2024	345	275	-	-	-	-	-	-	-	-	-	-	620	35%	620
	2023	206	254	354	288	281	399	339	310	266	334	255	287	460	▲	3,573
<b>Concealed Handgun Permits</b>	2024	277	267	-	-	-	-	-	-	-	-	-	-	544	-5%	544
	2023	299	273	299	241	246	213	216	197	201	272	231	220	572	▼	2,908
<b>Miscellaneous/ Other</b>	2024	75	89	-	-	-	-	-	-	-	-	-	-	164	0%	164
	2023	92	72	77	76	70	70	74	80	73	83	75	75	164	↔	917
<b>Others</b>	2024	-	-	-	-	-	-	-	-	-	-	-	-	0	0	0
	2023	-	-	1	-	-	-	-	-	-	-	-	-	0	↔	1

Filings by Case Category

Case Categories		Jan	Feb	Mar	Apr	May	Jun	Jul	Aug	Sep	Oct	Nov	Dec	Thru Feb	% Change	Total
<b>Administrative Law</b>	2024	2	-	-	-	-	-	-	-	-	-	-	-	2	-33%	2
	2023	2	1	2	2	-	2	-	3	1	1	-	2	3	▼	16
<b>Capital Murder</b>	2024	-	-	-	-	-	-	-	-	-	-	-	-	0	0	0
	2023	-	-	-	1	-	-	-	-	1	-	-	-	0	↔	2
<b>Contested Divorce</b>	2024	6	9	-	-	-	-	-	-	-	-	-	-	15	-12%	15
	2023	8	9	13	8	11	11	15	12	4	10	7	14	17	▼	122
<b>Domestic and Family - Level 1</b>	2024	6	4	-	-	-	-	-	-	-	-	-	-	10	-33%	10
	2023	9	6	15	11	18	20	13	19	11	7	14	6	15	▼	149
<b>Domestic and Family - Level 2</b>	2024	7	4	-	-	-	-	-	-	-	-	-	-	11	-8%	11
	2023	8	4	3	9	2	3	4	6	4	5	6	2	12	▼	56
<b>Felonies and Related Matters</b>	2024	251	153	-	-	-	-	-	-	-	-	-	-	404	28%	404
	2023	139	177	235	186	191	280	218	224	183	224	155	194	316	▲	2,406
<b>General Civil - Level 1</b>	2024	-	1	-	-	-	-	-	-	-	-	-	-	1	0%	1
	2023	1	-	1	1	1	-	2	1	-	2	1	1	1	↔	11
<b>General Civil - Level 2</b>	2024	23	20	-	-	-	-	-	-	-	-	-	-	43	23%	43
	2023	14	21	19	19	24	16	17	29	17	27	18	13	35	▲	234
<b>General Civil - Level 3</b>	2024	16	14	-	-	-	-	-	-	-	-	-	-	30	150%	30
	2023	7	5	11	11	12	8	7	13	9	9	13	11	12	▲	116
<b>Miscellaneous Civil</b>	2024	345	345	-	-	-	-	-	-	-	-	-	-	690	-5%	690
	2023	388	335	372	312	311	276	283	264	270	349	300	287	723	▼	3,747
<b>Misdemeanor</b>	2024	74	97	-	-	-	-	-	-	-	-	-	-	171	60%	171
	2023	48	59	86	81	80	110	102	69	72	89	76	75	107	▲	947
<b>Other</b>	2024	1	7	-	-	-	-	-	-	-	-	-	-	8	300%	8
	2023	2	-	1	2	4	1	3	-	2	2	2	-	2	▲	19
<b>Other Criminally Related Matters</b>	2024	20	25	-	-	-	-	-	-	-	-	-	-	45	15%	45
	2023	21	18	33	21	12	15	19	20	11	21	24	19	39	▲	234
<b>Probates/Wills &amp; Trusts - Level 1</b>	2024	1	-	-	-	-	-	-	-	-	-	-	-	1	1	1
	2023	-	-	-	-	-	-	-	1	-	-	-	-	0	↔	1
<b>Probates/Wills &amp; Trusts - Level 2</b>	2024	2	10	-	-	-	-	-	-	-	-	-	-	12	20%	12
	2023	6	4	7	1	3	3	3	2	4	5	6	2	10	▲	46
<b>Uncontested Divorce</b>	2024	19	26	-	-	-	-	-	-	-	-	-	-	45	-10%	45
	2023	27	23	32	20	21	18	12	20	21	31	22	36	50	▼	283

# PLN-CCMS-10.01 CASELOAD STATISTICS OF THE CIRCUIT COURTS

Westmoreland

January 2023 -- February 2024 Filings


Alexandria and Fairfax Circuit are not Included in State Totals

## Dashboard

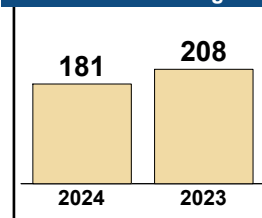
**Court:** Westmoreland Circuit  
**Start/End Date:** Jan-23 / Feb-24  
**2023 Average Month:** 91  
**Jan-Feb 2023:** 208  
**Filings Trending:** ▼

**Circuit/Court ID:** 15 215193  
**Type of Case:** Filings  
**2024 Average Month:** 91  
**Jan-Feb 2024 :** 181  
**Overall AVG. Month:** 91

## Monthly Filings Summary



## Jan --- Feb Filings



## Filings by Division

Divisions		Jan	Feb	Mar	Apr	May	Jun	Jul	Aug	Sep	Oct	Nov	Dec	Thru Feb	% Change	Total
<b>Total</b>	2024	95	86	-	-	-	-	-	-	-	-	-	-	181	-13%	181
	2023	123	85	90	104	90	71	97	82	97	96	75	76	208	▼	1,086
<b>Civil</b>	2024	10	8	-	-	-	-	-	-	-	-	-	-	18	-22%	18
	2023	13	10	6	12	25	12	11	16	14	7	10	4	23	▼	140
<b>Criminal</b>	2024	34	24	-	-	-	-	-	-	-	-	-	-	58	-32%	58
	2023	54	31	30	53	27	30	48	25	38	58	24	31	85	▼	449
<b>Concealed Handgun Permits</b>	2024	49	46	-	-	-	-	-	-	-	-	-	-	95	9%	95
	2023	47	40	45	32	29	22	29	34	31	27	31	29	87	▲	396
<b>Miscellaneous/Other</b>	2024	2	8	-	-	-	-	-	-	-	-	-	-	10	-23%	10
	2023	9	4	9	7	9	7	8	7	14	4	10	12	13	▼	100
<b>Others</b>	2024	-	-	-	-	-	-	-	-	-	-	-	-	0	0	0
	2023	-	-	-	-	-	-	1	-	-	-	-	-	0	↔	1

## Filings by Case Category

Case Categories		Jan	Feb	Mar	Apr	May	Jun	Jul	Aug	Sep	Oct	Nov	Dec	Thru Feb	% Change	Total
<b>Contested Divorce</b>	2024	-	-	-	-	-	-	-	-	-	-	-	-	0	-100%	0
	2023	1	-	1	1	1	1	1	-	2	2	1	-	1	▼	11
<b>Domestic and Family - Level 1</b>	2024	2	1	-	-	-	-	-	-	-	-	-	-	3	-40%	3
	2023	4	1	2	1	11	6	6	9	1	2	1	1	5	▼	45
<b>Domestic and Family - Level 2</b>	2024	-	-	-	-	-	-	-	-	-	-	-	-	0	0	0
	2023	-	-	-	-	1	-	-	-	1	-	-	-	0	↔	2
<b>Felonies and Related Matters</b>	2024	30	16	-	-	-	-	-	-	-	-	-	-	46	28%	46
	2023	20	16	16	36	17	24	35	14	22	54	21	16	36	▲	291
<b>General Civil - Level 1</b>	2024	-	-	-	-	-	-	-	-	-	-	-	-	0	0	0
	2023	-	-	1	-	1	-	2	-	-	-	-	-	0	↔	4
<b>General Civil - Level 2</b>	2024	1	1	-	-	-	-	-	-	-	-	-	-	2	100%	2
	2023	-	1	3	1	1	1	3	2	3	-	3	4	1	▲	22
<b>General Civil - Level 3</b>	2024	4	1	-	-	-	-	-	-	-	-	-	-	5	150%	5
	2023	1	1	-	9	7	2	1	1	2	-	1	1	2	▲	26
<b>Miscellaneous Civil</b>	2024	50	54	-	-	-	-	-	-	-	-	-	-	104	5%	104
	2023	55	44	50	38	37	29	35	41	43	31	39	37	99	▲	479
<b>Misdemeanor</b>	2024	3	5	-	-	-	-	-	-	-	-	-	-	8	-79%	8
	2023	28	10	2	16	10	4	10	8	8	4	2	7	38	▼	109
<b>Other</b>	2024	1	-	-	-	-	-	-	-	-	-	-	-	1	0%	1
	2023	1	-	-	-	-	1	1	-	1	-	2	-	1	↔	6
<b>Other Criminally Related Matters</b>	2024	1	3	-	-	-	-	-	-	-	-	-	-	4	-75%	4
	2023	11	5	12	1	-	2	3	3	8	-	2	8	16	▼	55
<b>Probates/Wills &amp; Trusts - Level 2</b>	2024	-	-	-	-	-	-	-	-	-	-	-	-	0	0	0
	2023	-	-	1	-	-	1	-	1	-	-	1	-	0	↔	4
<b>Protective Orders</b>	2024	-	-	-	-	-	-	-	-	-	-	-	-	0	0	0
	2023	-	-	-	-	-	-	-	-	-	1	-	-	0	↔	1
<b>Uncontested Divorce</b>	2024	3	5	-	-	-	-	-	-	-	-	-	-	8	-11%	8
	2023	2	7	2	1	4	-	-	3	6	2	2	2	9	▼	31

# PLN-CCMS-10.01 CASELOAD STATISTICS OF THE CIRCUIT COURTS

Fredericksburg

January 2023 -- February 2024 Filings


Alexandria and Fairfax Circuit are not Included in State Totals

## Dashboard

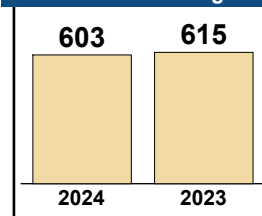
**Court:** Fredericksburg Circuit  
**Start/End Date:** Jan-23 / Feb-24  
**2023 Average Month:** 285  
**Jan-Feb 2023:** 615  
**Filings Trending:** ↔

**Circuit/Court ID:** 15 215630  
**Type of Case:** Filings  
**2024 Average Month:** 302  
**Jan-Feb 2024 :** 603  
**Overall AVG. Month:** 288

## Monthly Filings Summary



## Jan --- Feb Filings



## Filings by Division

Divisions		Jan	Feb	Mar	Apr	May	Jun	Jul	Aug	Sep	Oct	Nov	Dec	Thru Feb	% Change	Total
<b>Total</b>	2024	322	281	-	-	-	-	-	-	-	-	-	-	603	-2%	603
	2023	376	239	314	231	345	381	189	288	261	255	334	209	615	▼	3,422
<b>Civil</b>	2024	46	43	-	-	-	-	-	-	-	-	-	-	89	-14%	89
	2023	52	52	68	50	55	61	51	50	52	35	33	21	104	▼	580
<b>Criminal</b>	2024	198	135	-	-	-	-	-	-	-	-	-	-	333	-9%	333
	2023	236	130	156	104	216	245	71	150	141	155	224	145	366	▼	1,973
<b>Concealed Handgun Permits</b>	2024	36	39	-	-	-	-	-	-	-	-	-	-	75	36%	75
	2023	28	27	30	42	28	23	26	23	24	20	37	15	55	▲	323
<b>Miscellaneous/ Other</b>	2024	42	63	-	-	-	-	-	-	-	-	-	-	105	19%	105
	2023	58	30	60	35	46	52	41	65	42	45	40	28	88	▲	542
<b>Others</b>	2024	-	1	-	-	-	-	-	-	-	-	-	-	1	-50%	1
	2023	2	-	-	-	-	-	-	-	2	-	-	-	2	▼	4

## Filings by Case Category

Case Categories		Jan	Feb	Mar	Apr	May	Jun	Jul	Aug	Sep	Oct	Nov	Dec	Thru Feb	% Change	Total
<b>Administrative Law</b>	2024	-	-	-	-	-	-	-	-	-	-	-	-	0	-100%	0
	2023	1	-	-	1	-	1	-	1	1	-	1	1	1	▼	7
<b>Capital Murder</b>	2024	-	-	-	-	-	-	-	-	-	-	-	-	0	0	0
	2023	-	-	-	-	-	-	-	-	-	1	-	-	0	↔	1
<b>Contested Divorce</b>	2024	6	4	-	-	-	-	-	-	-	-	-	-	10	-9%	10
	2023	6	5	3	4	8	7	7	6	9	4	7	3	11	▼	69
<b>Domestic and Family - Level 1</b>	2024	4	7	-	-	-	-	-	-	-	-	-	-	11	-42%	11
	2023	14	5	6	4	3	4	3	-	3	-	-	-	19	▼	42
<b>Domestic and Family - Level 2</b>	2024	16	11	-	-	-	-	-	-	-	-	-	-	27	108%	27
	2023	4	9	10	12	14	18	6	10	12	13	5	1	13	▲	114
<b>Felonies and Related Matters</b>	2024	120	87	-	-	-	-	-	-	-	-	-	-	207	-18%	207
	2023	160	93	100	77	136	161	42	105	95	90	112	83	253	▼	1,254
<b>General Civil - Level 1</b>	2024	2	-	-	-	-	-	-	-	-	-	-	-	2	-33%	2
	2023	2	1	1	5	1	1	1	-	3	-	2	-	3	▼	17
<b>General Civil - Level 2</b>	2024	3	3	-	-	-	-	-	-	-	-	-	-	6	-76%	6
	2023	10	15	19	11	9	10	18	19	8	7	8	6	25	▼	140
<b>General Civil - Level 3</b>	2024	2	1	-	-	-	-	-	-	-	-	-	-	3	-70%	3
	2023	5	5	6	5	3	2	4	2	1	4	1	2	10	▼	40
<b>Miscellaneous Civil</b>	2024	53	60	-	-	-	-	-	-	-	-	-	-	113	8%	113
	2023	56	49	52	55	42	54	35	48	49	34	51	27	105	▲	552
<b>Misdemeanor</b>	2024	67	42	-	-	-	-	-	-	-	-	-	-	109	10%	109
	2023	70	29	50	24	70	76	23	40	39	57	108	53	99	▲	639
<b>Other</b>	2024	25	43	-	-	-	-	-	-	-	-	-	-	68	79%	68
	2023	29	9	42	18	34	21	30	37	18	28	25	17	38	▲	308
<b>Other Criminally Related Matters</b>	2024	11	6	-	-	-	-	-	-	-	-	-	-	17	13%	17
	2023	7	8	6	3	10	8	6	7	7	8	4	9	15	▲	83
<b>Probates/Wills &amp; Trusts - Level 1</b>	2024	-	-	-	-	-	-	-	-	-	-	-	-	0	0	0
	2023	-	-	-	-	-	1	-	-	-	-	-	-	0	↔	1
<b>Probates/Wills &amp; Trusts - Level 2</b>	2024	1	-	-	-	-	-	-	-	-	-	-	-	1	-67%	1
	2023	2	1	3	1	1	1	1	1	1	-	-	-	3	▼	12
<b>Uncontested Divorce</b>	2024	12	17	-	-	-	-	-	-	-	-	-	-	29	45%	29
	2023	10	10	16	11	14	16	13	12	15	9	10	7	20	▲	143


This report reflects data in the case management system. Numbers will update accordingly as reports are refreshed and posted.

Dashboard

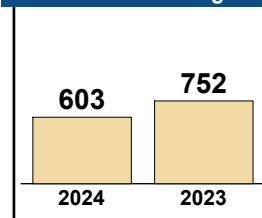
**Court:** Albemarle Circuit  
**Start/End Date:** Jan-23 / Feb-24  
**2023 Average Month:** 330  
**Jan-Feb 2023:** 752  
**Filings Trending:** ▼

**Circuit/Court ID:** 16 216003  
**Type of Case:** Filings  
**2024 Average Month:** 302  
**Jan-Feb 2024 :** 603  
**Overall AVG. Month:** 326

Monthly Filings Summary



Jan --- Feb Filings



Filings by Division

Divisions		Jan	Feb	Mar	Apr	May	Jun	Jul	Aug	Sep	Oct	Nov	Dec	Thru Feb	% Change	Total
<b>Total</b>	2024	325	278	-	-	-	-	-	-	-	-	-	-	603	-20%	603
	2023	381	371	371	308	347	305	300	303	308	310	305	350	752	▼	3,959
<b>Civil</b>	2024	61	50	-	-	-	-	-	-	-	-	-	-	111	3%	111
	2023	48	60	49	55	65	51	60	49	49	65	63	44	108	▲	658
<b>Criminal</b>	2024	27	52	-	-	-	-	-	-	-	-	-	-	79	-37%	79
	2023	37	89	63	52	43	45	45	53	60	48	43	65	126	▼	643
<b>Concealed Handgun Permits</b>	2024	105	86	-	-	-	-	-	-	-	-	-	-	191	-18%	191
	2023	129	105	135	88	94	82	78	88	91	78	89	83	234	▼	1,140
<b>Miscellaneous/ Other</b>	2024	131	89	-	-	-	-	-	-	-	-	-	-	220	-22%	220
	2023	167	116	122	110	140	124	116	111	108	118	110	155	283	▼	1,497
<b>Others</b>	2024	1	1	-	-	-	-	-	-	-	-	-	-	2	100%	2
	2023	-	1	2	3	5	3	1	2	-	1	-	3	1	▲	21

Filings by Case Category

Case Categories		Jan	Feb	Mar	Apr	May	Jun	Jul	Aug	Sep	Oct	Nov	Dec	Thru Feb	% Change	Total
<b>Administrative Law</b>	2024	-	1	-	-	-	-	-	-	-	-	-	-	1	1	1
	2023	-	-	1	4	-	-	2	1	-	-	-	-	0	↔	8
<b>Capital Murder</b>	2024	-	-	-	-	-	-	-	-	-	-	-	-	0	0	0
	2023	-	-	-	-	6	-	-	-	-	-	-	-	0	↔	6
<b>Contested Divorce</b>	2024	7	5	-	-	-	-	-	-	-	-	-	-	12	9%	12
	2023	6	5	12	7	7	7	3	6	7	5	3	3	11	▲	71
<b>Domestic and Family - Level 1</b>	2024	4	-	-	-	-	-	-	-	-	-	-	-	4	-80%	4
	2023	10	10	3	3	7	1	15	-	5	14	6	4	20	▼	78
<b>Domestic and Family - Level 2</b>	2024	6	6	-	-	-	-	-	-	-	-	-	-	12	300%	12
	2023	2	1	1	2	5	4	4	5	2	6	2	8	3	▲	42
<b>Felonies and Related Matters</b>	2024	21	39	-	-	-	-	-	-	-	-	-	-	60	-44%	60
	2023	32	75	49	41	29	32	33	49	47	35	36	63	107	▼	521
<b>General Civil - Level 1</b>	2024	3	1	-	-	-	-	-	-	-	-	-	-	4	100%	4
	2023	1	1	1	2	2	1	-	-	2	2	4	2	2	▲	18
<b>General Civil - Level 2</b>	2024	18	12	-	-	-	-	-	-	-	-	-	-	30	36%	30
	2023	12	10	6	14	16	12	10	14	15	21	11	6	22	▲	147
<b>General Civil - Level 3</b>	2024	7	7	-	-	-	-	-	-	-	-	-	-	14	17%	14
	2023	5	7	4	3	1	6	4	5	3	7	18	6	12	▲	69
<b>Miscellaneous Civil</b>	2024	136	133	-	-	-	-	-	-	-	-	-	-	269	-11%	269
	2023	166	136	180	124	139	128	119	121	130	121	125	121	302	▼	1,610
<b>Misdemeanor</b>	2024	5	11	-	-	-	-	-	-	-	-	-	-	16	0%	16
	2023	5	11	13	7	5	10	12	3	13	9	5	2	16	↔	95
<b>Other</b>	2024	96	41	-	-	-	-	-	-	-	-	-	-	137	-33%	137
	2023	125	81	79	75	100	82	75	82	63	71	71	115	206	▼	1,019
<b>Other Criminally Related Matters</b>	2024	2	2	-	-	-	-	-	-	-	-	-	-	4	33%	4
	2023	-	3	1	4	3	3	-	1	-	4	3	-	3	▲	22
<b>Probates/Wills &amp; Trusts - Level 1</b>	2024	-	-	-	-	-	-	-	-	-	-	-	-	0	-100%	0
	2023	-	1	-	-	-	3	-	1	-	-	1	-	1	▼	6
<b>Probates/Wills &amp; Trusts - Level 2</b>	2024	3	2	-	-	-	-	-	-	-	-	-	-	5	-44%	5
	2023	6	3	2	-	9	3	3	3	3	3	4	5	9	▼	44
<b>Protective Orders</b>	2024	2	-	-	-	-	-	-	-	-	-	-	-	2	100%	2
	2023	-	1	-	-	1	-	1	-	-	-	-	-	1	▲	3
<b>Uncontested Divorce</b>	2024	15	18	-	-	-	-	-	-	-	-	-	-	33	-11%	33
	2023	11	26	19	22	17	13	19	12	18	12	16	15	37	▼	200

This report reflects data in the case management system. Numbers will update accordingly as reports are refreshed and posted.



# PLN-CCMS-10.01 CASELOAD STATISTICS OF THE CIRCUIT COURTS

Culpeper

January 2023 -- February 2024 Filings

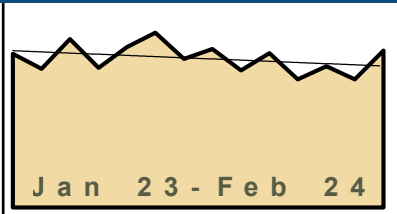
Alexandria and Fairfax Circuit are not Included in State Totals

## Dashboard

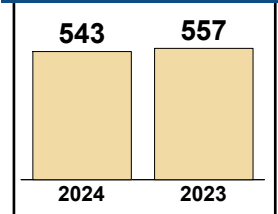
**Court:** Culpeper Circuit  
**Start/End Date:** Jan-23 / Feb-24  
**2023 Average Month:** 286  
**Jan-Feb 2023:** 557  
**Filings Trending:** ▼

**Circuit/Court ID:** 16 216047  
**Type of Case:** Filings  
**2024 Average Month:** 272  
**Jan-Feb 2024 :** 543  
**Overall AVG. Month:** 284

## Monthly Filings Summary



## Jan --- Feb Filings



## Filings by Division

Divisions		Jan	Feb	Mar	Apr	May	Jun	Jul	Aug	Sep	Oct	Nov	Dec	Thru Feb	% Change	Total
<b>Total</b>	2024	244	299	-	-	-	-	-	-	-	-	-	-	543	-3%	543
	2023	293	264	321	266	306	333	283	302	261	294	244	269	557	▼	3,436
<b>Civil</b>	2024	34	47	-	-	-	-	-	-	-	-	-	-	81	-13%	81
	2023	41	52	51	39	52	49	45	38	47	34	25	39	93	▼	512
<b>Criminal</b>	2024	84	121	-	-	-	-	-	-	-	-	-	-	205	-7%	205
	2023	124	97	137	131	140	157	142	163	114	133	122	132	221	▼	1,592
<b>Concealed Handgun Permits</b>	2024	102	99	-	-	-	-	-	-	-	-	-	-	201	1%	201
	2023	105	94	110	72	90	89	77	73	75	96	76	83	199	▲	1,040
<b>Miscellaneous/ Other</b>	2024	24	32	-	-	-	-	-	-	-	-	-	-	56	27%	56
	2023	23	21	23	24	24	38	19	28	25	31	21	15	44	▲	292

## Filings by Case Category


Case Categories		Jan	Feb	Mar	Apr	May	Jun	Jul	Aug	Sep	Oct	Nov	Dec	Thru Feb	% Change	Total
<b>Administrative Law</b>	2024	-	-	-	-	-	-	-	-	-	-	-	-	0	0	0
	2023	-	-	-	-	-	-	-	-	2	-	-	-	0	↔	2
<b>Capital Murder</b>	2024	-	-	-	-	-	-	-	-	-	-	-	-	0	0	0
	2023	-	-	-	-	-	-	-	-	5	-	-	-	0	↔	5
<b>Contested Divorce</b>	2024	5	5	-	-	-	-	-	-	-	-	-	-	10	-44%	10
	2023	9	9	13	7	7	4	4	3	7	6	3	7	18	▼	79
<b>Domestic and Family - Level 1</b>	2024	4	6	-	-	-	-	-	-	-	-	-	-	10	-29%	10
	2023	-	14	4	6	1	20	21	9	7	-	6	17	14	▼	105
<b>Domestic and Family - Level 2</b>	2024	1	6	-	-	-	-	-	-	-	-	-	-	7	75%	7
	2023	3	1	3	3	5	4	1	4	3	6	2	-	4	▲	35
<b>Felonies and Related Matters</b>	2024	64	84	-	-	-	-	-	-	-	-	-	-	148	-6%	148
	2023	87	70	93	102	95	114	90	124	80	94	76	99	157	▼	1,124
<b>General Civil - Level 1</b>	2024	1	-	-	-	-	-	-	-	-	-	-	-	1	1	1
	2023	-	-	-	1	3	-	-	1	-	-	-	-	0	↔	5
<b>General Civil - Level 2</b>	2024	3	8	-	-	-	-	-	-	-	-	-	-	11	22%	11
	2023	3	6	4	5	6	6	3	4	9	5	5	3	9	▲	59
<b>General Civil - Level 3</b>	2024	6	1	-	-	-	-	-	-	-	-	-	-	7	75%	7
	2023	2	2	3	1	4	1	-	3	1	1	1	1	4	▲	20
<b>Miscellaneous Civil</b>	2024	123	128	-	-	-	-	-	-	-	-	-	-	251	5%	251
	2023	127	113	132	95	113	122	94	101	98	126	97	97	240	▲	1,315
<b>Misdemeanor</b>	2024	21	35	-	-	-	-	-	-	-	-	-	-	56	-5%	56
	2023	33	26	43	26	43	42	46	35	27	35	43	33	59	▼	432
<b>Other</b>	2024	1	3	-	-	-	-	-	-	-	-	-	-	4	0%	4
	2023	4	-	-	2	2	4	-	-	3	-	1	2	4	↔	18
<b>Other Criminally Related Matters</b>	2024	-	2	-	-	-	-	-	-	-	-	-	-	2	-60%	2
	2023	4	1	1	3	2	1	6	4	2	4	3	-	5	▼	31
<b>Probates/Wills &amp; Trusts - Level 1</b>	2024	1	2	-	-	-	-	-	-	-	-	-	-	3	3	3
	2023	-	-	1	-	-	-	-	-	-	-	-	-	0	↔	1
<b>Probates/Wills &amp; Trusts - Level 2</b>	2024	-	2	-	-	-	-	-	-	-	-	-	-	2	0%	2
	2023	1	1	6	1	-	-	1	2	1	-	1	1	2	↔	15
<b>Uncontested Divorce</b>	2024	14	17	-	-	-	-	-	-	-	-	-	-	31	-24%	31
	2023	20	21	18	14	25	15	17	12	16	17	6	9	41	▼	190

Dashboard

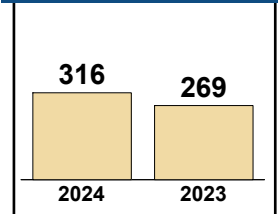
**Court:** Fluvanna Circuit  
**Start/End Date:** Jan-23 / Feb-24  
**2023 Average Month:** 131  
**Jan-Feb 2023:** 269  
**Filings Trending:** ▲

**Circuit/Court ID:** 16 216065  
**Type of Case:** Filings  
**2024 Average Month:** 158  
**Jan-Feb 2024 :** 316  
**Overall AVG. Month:** 135

Monthly Filings Summary



Jan --- Feb Filings



Filings by Division

Divisions		Jan	Feb	Mar	Apr	May	Jun	Jul	Aug	Sep	Oct	Nov	Dec	Thru Feb	% Change	Total
<b>Total</b>	2024	159	157	-	-	-	-	-	-	-	-	-	-	316	17%	316
	2023	139	130	124	103	169	105	100	141	140	127	115	183	269	▲	1,576
<b>Civil</b>	2024	14	18	-	-	-	-	-	-	-	-	-	-	32	33%	32
	2023	11	13	21	14	16	11	7	15	16	9	17	13	24	▲	163
<b>Criminal</b>	2024	30	48	-	-	-	-	-	-	-	-	-	-	78	56%	78
	2023	27	23	18	18	53	32	24	58	29	47	30	27	50	▲	386
<b>Concealed Handgun Permits</b>	2024	82	59	-	-	-	-	-	-	-	-	-	-	141	8%	141
	2023	70	60	64	43	67	38	52	35	49	39	49	38	130	▲	604
<b>Miscellaneous/Other</b>	2024	32	32	-	-	-	-	-	-	-	-	-	-	64	-2%	64
	2023	31	34	21	26	32	24	17	33	45	32	19	105	65	▼	419
<b>Others</b>	2024	1	-	-	-	-	-	-	-	-	-	-	-	1	1	1
	2023	-	-	-	2	1	-	-	-	1	-	-	-	0	↔	4

Filings by Case Category

Case Categories		Jan	Feb	Mar	Apr	May	Jun	Jul	Aug	Sep	Oct	Nov	Dec	Thru Feb	% Change	Total
<b>Contested Divorce</b>	2024	2	1	-	-	-	-	-	-	-	-	-	-	3	-57%	3
	2023	3	4	2	2	3	1	1	2	3	1	1	-	7	▼	23
<b>Domestic and Family - Level 1</b>	2024	5	-	-	-	-	-	-	-	-	-	-	-	5	67%	5
	2023	-	3	10	4	-	-	1	-	2	-	6	-	3	▲	26
<b>Domestic and Family - Level 2</b>	2024	1	3	-	-	-	-	-	-	-	-	-	-	4	-20%	4
	2023	4	1	-	2	1	-	2	3	3	1	3	1	5	▼	21
<b>Felonies and Related Matters</b>	2024	12	38	-	-	-	-	-	-	-	-	-	-	50	67%	50
	2023	12	18	12	16	37	22	15	47	23	31	24	21	30	▲	278
<b>General Civil - Level 2</b>	2024	2	2	-	-	-	-	-	-	-	-	-	-	4	-20%	4
	2023	2	3	-	2	1	1	-	5	2	1	2	4	5	▼	23
<b>General Civil - Level 3</b>	2024	1	4	-	-	-	-	-	-	-	-	-	-	5	150%	5
	2023	1	1	-	-	4	1	1	1	4	1	1	2	2	▲	17
<b>Miscellaneous Civil</b>	2024	94	73	-	-	-	-	-	-	-	-	-	-	167	14%	167
	2023	75	72	74	54	91	46	58	47	73	60	57	104	147	▲	811
<b>Misdemeanor</b>	2024	15	3	-	-	-	-	-	-	-	-	-	-	18	13%	18
	2023	11	5	6	2	9	10	6	11	4	5	4	6	16	▲	79
<b>Other</b>	2024	21	17	-	-	-	-	-	-	-	-	-	-	38	-16%	38
	2023	25	20	11	17	9	17	10	21	21	11	10	38	45	▼	210
<b>Other Criminally Related Matters</b>	2024	3	7	-	-	-	-	-	-	-	-	-	-	10	150%	10
	2023	4	-	-	-	7	-	3	1	2	11	2	-	4	▲	30
<b>Probates/Wills &amp; Trusts - Level 1</b>	2024	-	-	-	-	-	-	-	-	-	-	-	-	0	0	0
	2023	-	-	-	-	-	-	1	-	-	-	-	-	0	↔	1
<b>Probates/Wills &amp; Trusts - Level 2</b>	2024	-	2	-	-	-	-	-	-	-	-	-	-	2	2	2
	2023	-	-	-	-	-	-	-	-	-	1	-	-	0	↔	1
<b>Uncontested Divorce</b>	2024	3	7	-	-	-	-	-	-	-	-	-	-	10	100%	10
	2023	2	3	9	4	7	7	2	3	3	4	5	7	5	▲	56

# PLN-CCMS-10.01 CASELOAD STATISTICS OF THE CIRCUIT COURTS

Goochland

January 2023 -- February 2024 Filings

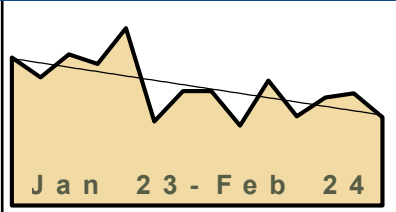
Alexandria and Fairfax Circuit are not Included in State Totals

## Dashboard

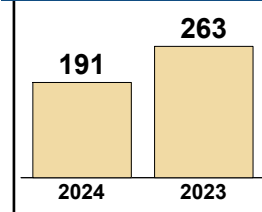
**Court:** Goochland Circuit  
**Start/End Date:** Jan-23 / Feb-24  
**2023 Average Month:** 116  
**Jan-Feb 2023:** 263  
**Filings Trending:** ▼

**Circuit/Court ID:** 16 216075  
**Type of Case:** Filings  
**2024 Average Month:**96  
**Jan-Feb 2024 :** 191  
**Overall AVG. Month:** 113

## Monthly Filings Summary



## Jan --- Feb Filings



## Filings by Division

Divisions		Jan	Feb	Mar	Apr	May	Jun	Jul	Aug	Sep	Oct	Nov	Dec	Thru Feb	% Change	Total
<b>Total</b>	2024	107	84	-	-	-	-	-	-	-	-	-	-	191	-27%	191
	2023	141	122	144	135	169	80	109	109	76	119	85	103	263	▼	1,392
<b>Civil</b>	2024	8	7	-	-	-	-	-	-	-	-	-	-	15	-65%	15
	2023	28	15	25	16	14	9	13	14	16	14	12	12	43	▼	188
<b>Criminal</b>	2024	13	20	-	-	-	-	-	-	-	-	-	-	33	-3%	33
	2023	10	24	30	37	74	17	35	28	7	32	17	26	34	▼	337
<b>Concealed Handgun Permits</b>	2024	68	47	-	-	-	-	-	-	-	-	-	-	115	-26%	115
	2023	90	66	76	62	75	44	47	55	43	62	49	58	156	▼	727
<b>Miscellaneous/ Other</b>	2024	18	10	-	-	-	-	-	-	-	-	-	-	28	-7%	28
	2023	13	17	13	20	6	10	14	12	10	11	7	7	30	▼	140

## Filings by Case Category

Case Categories		Jan	Feb	Mar	Apr	May	Jun	Jul	Aug	Sep	Oct	Nov	Dec	Thru Feb	% Change	Total
<b>Administrative Law</b>	2024	-	-	-	-	-	-	-	-	-	-	-	-	0	0	0
	2023	-	-	-	-	-	-	1	2	-	-	-	-	0	↔	3
<b>Capital Murder</b>	2024	-	3	-	-	-	-	-	-	-	-	-	-	3	3	3
	2023	-	-	-	1	-	-	-	-	-	-	-	-	0	↔	1
<b>Contested Divorce</b>	2024	2	-	-	-	-	-	-	-	-	-	-	-	2	-60%	2
	2023	3	2	4	1	-	2	-	2	4	2	-	-	5	▼	20
<b>Domestic and Family - Level 1</b>	2024	-	-	-	-	-	-	-	-	-	-	-	-	0	-100%	0
	2023	2	-	-	-	1	1	-	2	-	4	3	-	2	▼	13
<b>Domestic and Family - Level 2</b>	2024	-	-	-	-	-	-	-	-	-	-	-	-	0	-100%	0
	2023	-	1	1	-	1	-	-	-	-	1	-	1	1	▼	5
<b>Felonies and Related Matters</b>	2024	8	11	-	-	-	-	-	-	-	-	-	-	19	0%	19
	2023	5	14	12	29	58	10	7	8	3	17	8	12	19	↔	183
<b>General Civil - Level 1</b>	2024	-	-	-	-	-	-	-	-	-	-	-	-	0	-100%	0
	2023	1	-	1	-	-	-	-	-	-	-	-	-	1	▼	2
<b>General Civil - Level 2</b>	2024	4	2	-	-	-	-	-	-	-	-	-	-	6	-77%	6
	2023	18	8	8	9	10	6	3	6	5	1	4	4	26	▼	82
<b>General Civil - Level 3</b>	2024	1	2	-	-	-	-	-	-	-	-	-	-	3	0%	3
	2023	2	1	7	4	-	1	-	3	2	4	5	2	3	↔	31
<b>Miscellaneous Civil</b>	2024	83	57	-	-	-	-	-	-	-	-	-	-	140	-23%	140
	2023	101	81	89	76	81	51	60	63	49	70	53	65	182	▼	839
<b>Misdemeanor</b>	2024	5	5	-	-	-	-	-	-	-	-	-	-	10	-9%	10
	2023	3	8	16	4	10	4	22	16	4	11	8	12	11	▼	118
<b>Other</b>	2024	-	-	-	-	-	-	-	-	-	-	-	-	0	-100%	0
	2023	2	1	-	5	-	2	2	-	1	1	1	1	3	▼	16
<b>Other Criminally Related Matters</b>	2024	1	1	-	-	-	-	-	-	-	-	-	-	2	-60%	2
	2023	2	3	2	3	6	3	6	4	-	4	1	2	5	▼	36
<b>Probates/Wills &amp; Trusts - Level 2</b>	2024	1	-	-	-	-	-	-	-	-	-	-	-	1	1	1
	2023	-	-	-	1	-	-	-	-	-	-	-	-	0	↔	2
<b>Uncontested Divorce</b>	2024	2	3	-	-	-	-	-	-	-	-	-	-	5	0%	5
	2023	2	3	4	2	2	-	8	3	8	4	2	3	5	↔	41

This report reflects data in the case management system. Numbers will update accordingly as reports are refreshed and posted.

# PLN-CCMS-10.01 CASELOAD STATISTICS OF THE CIRCUIT COURTS

Greene

January 2023 -- February 2024 Filings

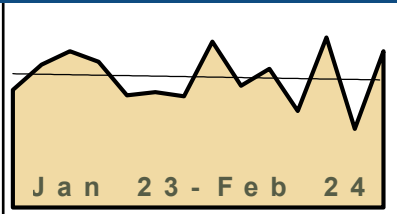
Alexandria and Fairfax Circuit are not Included in State Totals

## Dashboard

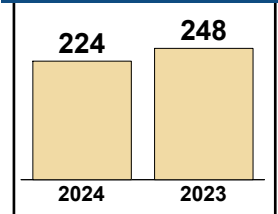
**Court:** Greene Circuit  
**Start/End Date:** Jan-23 / Feb-24  
**2023 Average Month:** 127  
**Jan-Feb 2023:** 248  
**Filings Trending:** ▼

**Circuit/Court ID:** 16 216079  
**Type of Case:** Filings  
**2024 Average Month:** 112  
**Jan-Feb 2024 :** 224  
**Overall AVG. Month:** 125

## Monthly Filings Summary



## Jan --- Feb Filings



## Filings by Division

Divisions		Jan	Feb	Mar	Apr	May	Jun	Jul	Aug	Sep	Oct	Nov	Dec	Thru Feb	% Change	Total
<b>Total</b>	2024	75	149	-	-	-	-	-	-	-	-	-	-	224	-10%	224
	2023	112	136	149	139	107	110	106	158	116	132	92	162	248	▼	1,519
<b>Civil</b>	2024	9	5	-	-	-	-	-	-	-	-	-	-	14	-7%	14
	2023	7	8	13	28	23	10	10	11	20	8	10	6	15	▼	154
<b>Criminal</b>	2024	10	60	-	-	-	-	-	-	-	-	-	-	70	-15%	70
	2023	31	51	43	51	16	52	25	67	33	39	15	46	82	▼	469
<b>Concealed Handgun Permits</b>	2024	43	73	-	-	-	-	-	-	-	-	-	-	116	5%	116
	2023	54	56	65	40	42	26	50	55	44	54	46	31	110	▲	563
<b>Miscellaneous/ Other</b>	2024	13	11	-	-	-	-	-	-	-	-	-	-	24	-41%	24
	2023	20	21	28	20	26	22	21	25	19	30	21	79	41	▼	332
<b>Others</b>	2024	-	-	-	-	-	-	-	-	-	-	-	-	0	0	0
	2023	-	-	-	-	-	-	-	-	-	1	-	-	0	↔	1

## Filings by Case Category

Case Categories		Jan	Feb	Mar	Apr	May	Jun	Jul	Aug	Sep	Oct	Nov	Dec	Thru Feb	% Change	Total
<b>Administrative Law</b>	2024	-	-	-	-	-	-	-	-	-	-	-	-	0	-100%	0
	2023	1	-	-	1	-	1	-	-	-	-	1	-	1	▼	4
<b>Contested Divorce</b>	2024	2	2	-	-	-	-	-	-	-	-	-	-	4	4	4
	2023	-	-	6	1	2	-	3	-	3	1	1	3	0	↔	20
<b>Domestic and Family - Level 1</b>	2024	-	-	-	-	-	-	-	-	-	-	-	-	0	0	0
	2023	-	-	1	14	9	3	-	4	11	1	2	-	0	↔	45
<b>Domestic and Family - Level 2</b>	2024	-	-	-	-	-	-	-	-	-	-	-	-	0	-100%	0
	2023	1	-	1	-	1	1	-	2	-	-	2	-	1	▼	8
<b>Felonies and Related Matters</b>	2024	4	42	-	-	-	-	-	-	-	-	-	-	46	-15%	46
	2023	23	31	32	41	13	29	18	32	24	22	10	39	54	▼	314
<b>General Civil - Level 1</b>	2024	-	1	-	-	-	-	-	-	-	-	-	-	1	1	1
	2023	-	-	-	-	-	-	-	-	-	-	-	-	0	↔	0
<b>General Civil - Level 2</b>	2024	2	-	-	-	-	-	-	-	-	-	-	-	2	-50%	2
	2023	1	3	1	3	4	1	2	1	3	1	2	-	4	▼	22
<b>General Civil - Level 3</b>	2024	2	2	-	-	-	-	-	-	-	-	-	-	4	4	4
	2023	-	-	1	2	1	1	-	-	2	1	-	1	0	↔	9
<b>Miscellaneous Civil</b>	2024	50	78	-	-	-	-	-	-	-	-	-	-	128	-3%	128
	2023	65	67	81	45	55	38	59	63	53	65	52	39	132	▼	682
<b>Misdemeanor</b>	2024	6	15	-	-	-	-	-	-	-	-	-	-	21	5%	21
	2023	5	15	10	7	2	23	5	32	8	13	4	7	20	▲	131
<b>Other</b>	2024	6	5	-	-	-	-	-	-	-	-	-	-	11	-42%	11
	2023	9	10	11	15	13	10	9	17	8	19	14	70	19	▼	205
<b>Other Criminally Related Matters</b>	2024	-	3	-	-	-	-	-	-	-	-	-	-	3	-63%	3
	2023	3	5	1	3	1	-	2	3	1	4	1	-	8	▼	24
<b>Probates/Wills &amp; Trusts - Level 1</b>	2024	-	-	-	-	-	-	-	-	-	-	-	-	0	0	0
	2023	-	-	-	-	-	-	-	-	-	-	-	1	0	↔	1
<b>Probates/Wills &amp; Trusts - Level 2</b>	2024	-	-	-	-	-	-	-	-	-	-	-	-	0	-100%	0
	2023	1	1	-	-	1	-	1	-	-	-	-	-	2	▼	4
<b>Protective Orders</b>	2024	-	-	-	-	-	-	-	-	-	-	-	-	0	0	0
	2023	-	-	-	-	-	-	-	-	-	1	-	-	0	↔	1
<b>Uncontested Divorce</b>	2024	3	1	-	-	-	-	-	-	-	-	-	-	4	-43%	4
	2023	3	4	4	7	5	3	7	4	3	4	3	2	7	▼	49

This report reflects data in the case management system. Numbers will update accordingly as reports are refreshed and posted.

# PLN-CCMS-10.01 CASELOAD STATISTICS OF THE CIRCUIT COURTS

Louisa

January 2023 -- February 2024 Filings


Alexandria and Fairfax Circuit are not Included in State Totals

## Dashboard

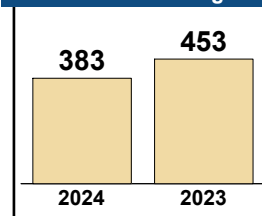
**Court:** Louisa Circuit  
**Start/End Date:** Jan-23 / Feb-24  
**2023 Average Month:** 223  
**Jan-Feb 2023:** 453  
**Filings Trending:** ▼

**Circuit/Court ID:** 16 216109  
**Type of Case:** Filings  
**2024 Average Month:** 192  
**Jan-Feb 2024 :** 383  
**Overall AVG. Month:** 219

## Monthly Filings Summary



## Jan --- Feb Filings



## Filings by Division

Divisions	Jan	Feb	Mar	Apr	May	Jun	Jul	Aug	Sep	Oct	Nov	Dec	Thru Feb	% Change	Total	
<b>Total</b>	203	180	-	-	160	269	175	186	215	215	260	210	198	383	-15%	383
2023	238	215	335	160	269	175	186	215	215	260	210	198	453	▼	2,676	
<b>Civil</b>	21	18	-	-	-	-	-	-	-	-	-	-	39	-20%	39	
2023	25	24	32	15	20	26	33	29	17	35	29	21	49	▼	306	
<b>Criminal</b>	83	55	-	-	-	-	-	-	-	-	-	-	138	28%	138	
2023	54	54	155	39	135	56	65	70	83	93	67	47	108	▲	918	
<b>Concealed Handgun Permits</b>	81	84	-	-	-	-	-	-	-	-	-	-	165	-22%	165	
2023	108	104	99	76	80	66	60	77	80	87	78	88	212	▼	1,003	
<b>Miscellaneous/Other</b>	18	23	-	-	-	-	-	-	-	-	-	-	41	-51%	41	
2023	51	33	48	30	34	27	28	39	35	45	36	42	84	▼	448	
<b>Others</b>	-	-	1	-	-	-	-	-	-	-	-	-	0	0	0	
2023	-	-	1	-	-	-	-	-	-	-	-	-	0	↔	1	

## Filings by Case Category

Case Categories	Jan	Feb	Mar	Apr	May	Jun	Jul	Aug	Sep	Oct	Nov	Dec	Thru Feb	% Change	Total
<b>Administrative Law</b>	-	1	-	-	-	-	-	-	-	-	-	-	1	1	1
2023	-	-	-	-	-	-	-	-	-	-	-	-	0	↔	0
<b>Capital Murder</b>	1	-	-	-	-	-	-	-	-	-	-	-	1	1	1
2023	-	-	-	-	-	-	1	-	-	1	-	-	0	↔	2
<b>Contested Divorce</b>	4	5	-	-	-	-	-	-	-	-	-	-	9	-10%	9
2023	4	6	4	3	2	3	7	7	3	4	4	-	10	▼	47
<b>Domestic and Family - Level 1</b>	1	-	-	-	-	-	-	-	-	-	-	-	1	0%	1
2023	1	-	10	2	1	-	2	-	1	12	3	6	1	↔	38
<b>Domestic and Family - Level 2</b>	-	-	-	-	-	-	-	-	-	-	-	-	0	-100%	0
2023	2	2	3	-	-	3	2	1	3	2	5	-	4	▼	23
<b>Felonies and Related Matters</b>	65	36	-	-	-	-	-	-	-	-	-	-	101	63%	101
2023	30	32	115	24	105	43	40	46	65	69	52	30	62	▲	651
<b>General Civil - Level 1</b>	-	-	-	-	-	-	-	-	-	-	-	-	0	0	0
2023	-	-	-	1	-	-	-	-	-	1	-	-	0	↔	2
<b>General Civil - Level 2</b>	5	3	-	-	-	-	-	-	-	-	-	-	8	14%	8
2023	3	4	-	2	7	11	11	10	1	7	9	5	7	▲	70
<b>General Civil - Level 3</b>	4	3	-	-	-	-	-	-	-	-	-	-	7	40%	7
2023	1	4	4	2	1	-	2	4	1	1	1	1	5	▲	22
<b>Miscellaneous Civil</b>	96	107	-	-	-	-	-	-	-	-	-	-	203	-17%	203
2023	124	122	123	92	99	72	71	104	98	107	97	104	246	▼	1,213
<b>Misdemeanor</b>	16	16	-	-	-	-	-	-	-	-	-	-	32	-24%	32
2023	23	19	39	16	28	12	20	23	16	21	13	13	42	▼	243
<b>Other</b>	1	1	-	-	-	-	-	-	-	-	-	-	2	-96%	2
2023	35	13	29	12	18	21	17	11	17	25	17	31	48	▼	246
<b>Other Criminally Related Matters</b>	2	3	-	-	-	-	-	-	-	-	-	-	5	25%	5
2023	1	3	1	-	2	1	4	2	2	2	3	4	4	▲	25
<b>Probates/Wills &amp; Trusts - Level 1</b>	-	1	-	-	-	-	-	-	-	-	-	-	1	1	1
2023	-	-	1	-	-	-	-	-	-	-	-	-	0	↔	2
<b>Probates/Wills &amp; Trusts - Level 2</b>	-	-	-	-	-	-	-	-	-	-	-	-	0	-100%	0
2023	2	3	1	1	1	-	2	3	2	3	-	-	5	▼	18
<b>Uncontested Divorce</b>	8	4	-	-	-	-	-	-	-	-	-	-	12	-37%	12
2023	12	7	5	5	5	9	6	4	6	5	6	4	19	▼	74

This report reflects data in the case management system. Numbers will update accordingly as reports are refreshed and posted.

# PLN-CCMS-10.01 CASELOAD STATISTICS OF THE CIRCUIT COURTS

Madison

January 2023 -- February 2024 Filings


Alexandria and Fairfax Circuit are not Included in State Totals

## Dashboard

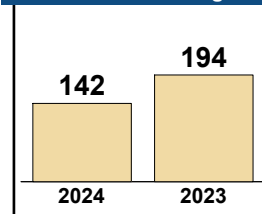
**Court:** Madison Circuit  
**Start/End Date:** Jan-23 / Feb-24  
**2023 Average Month:** 85  
**Jan-Feb 2023:** 194  
**Filings Trending:** ▼

**Circuit/Court ID:** 16 216113  
**Type of Case:** Filings  
**2024 Average Month:** 71  
**Jan-Feb 2024 :** 142  
**Overall AVG. Month:** 83

## Monthly Filings Summary



## Jan --- Feb Filings



## Filings by Division

Divisions	Jan	Feb	Mar	Apr	May	Jun	Jul	Aug	Sep	Oct	Nov	Dec	Thru Feb	% Change	Total
<b>Total</b>	66	76	-	-	-	-	-	-	-	-	-	-	142	-27%	142
2023	88	106	109	64	69	74	61	73	90	67	80	134	194	▼	1,015
<b>Civil</b>	7	4	-	-	-	-	-	-	-	-	-	-	11	-8%	11
2023	4	8	9	8	7	7	10	6	4	5	4	9	12	▼	81
<b>Criminal</b>	8	20	-	-	-	-	-	-	-	-	-	-	28	-55%	28
2023	24	38	35	12	11	27	5	17	34	19	24	23	62	▼	269
<b>Concealed Handgun Permits</b>	31	34	-	-	-	-	-	-	-	-	-	-	65	-22%	65
2023	45	38	48	32	34	23	16	26	30	31	41	38	83	▼	402
<b>Miscellaneous/Other</b>	20	18	-	-	-	-	-	-	-	-	-	-	38	3%	38
2023	15	22	17	12	17	17	30	24	22	12	11	64	37	▲	263

## Filings by Case Category

Case Categories	Jan	Feb	Mar	Apr	May	Jun	Jul	Aug	Sep	Oct	Nov	Dec	Thru Feb	% Change	Total
<b>Administrative Law</b>	-	-	-	-	-	-	-	-	-	-	-	-	0	0	0
2023	-	-	-	1	-	-	-	1	-	-	-	-	0	↔	2
<b>Contested Divorce</b>	-	-	-	-	-	-	-	-	-	-	-	-	0	0	0
2023	-	-	-	2	-	2	1	-	-	-	-	-	0	↔	5
<b>Domestic and Family - Level 1</b>	1	1	-	-	-	-	-	-	-	-	-	-	2	100%	2
2023	-	1	1	2	-	-	-	3	1	-	2	3	1	▲	13
<b>Domestic and Family - Level 2</b>	-	-	-	-	-	-	-	-	-	-	-	-	0	-100%	0
2023	1	1	-	-	-	-	-	-	-	-	-	-	2	▼	2
<b>Felonies and Related Matters</b>	6	11	-	-	-	-	-	-	-	-	-	-	17	-61%	17
2023	17	27	30	6	8	16	3	9	12	11	13	12	44	▼	164
<b>General Civil - Level 1</b>	-	-	-	-	-	-	-	-	-	-	-	-	0	-100%	0
2023	-	1	-	-	-	-	1	-	-	-	-	1	1	▼	3
<b>General Civil - Level 2</b>	3	1	-	-	-	-	-	-	-	-	-	-	4	33%	4
2023	1	2	4	2	6	1	3	-	2	2	-	-	3	▲	23
<b>General Civil - Level 3</b>	-	-	-	-	-	-	-	-	-	-	-	-	0	-100%	0
2023	1	2	3	-	1	1	1	1	-	1	-	4	3	▼	15
<b>Miscellaneous Civil</b>	35	38	-	-	-	-	-	-	-	-	-	-	73	-22%	73
2023	47	46	52	42	43	29	30	34	37	38	42	43	93	▼	483
<b>Misdemeanor</b>	2	9	-	-	-	-	-	-	-	-	-	-	11	-39%	11
2023	7	11	4	6	3	9	2	6	21	7	11	10	18	▼	97
<b>Other</b>	17	14	-	-	-	-	-	-	-	-	-	-	31	29%	31
2023	12	12	13	2	7	11	17	16	15	5	10	59	24	▲	179
<b>Other Criminally Related Matters</b>	-	-	-	-	-	-	-	-	-	-	-	-	0	0	0
2023	-	-	1	-	-	2	-	2	1	1	-	1	0	↔	8
<b>Probates/Wills &amp; Trusts - Level 1</b>	-	-	-	-	-	-	-	-	-	-	-	-	0	0	0
2023	-	-	-	-	-	-	1	-	-	1	-	-	0	↔	2
<b>Probates/Wills &amp; Trusts - Level 2</b>	1	-	-	-	-	-	-	-	-	-	-	-	1	1	1
2023	-	-	-	1	1	-	1	-	-	-	-	-	0	↔	3
<b>Uncontested Divorce</b>	1	2	-	-	-	-	-	-	-	-	-	-	3	-40%	3
2023	2	3	1	-	-	3	1	1	1	1	1	2	5	▼	16

# PLN-CCMS-10.01 CASELOAD STATISTICS OF THE CIRCUIT COURTS

Orange

January 2023 -- February 2024 Filings


Alexandria and Fairfax Circuit are not Included in State Totals

## Dashboard

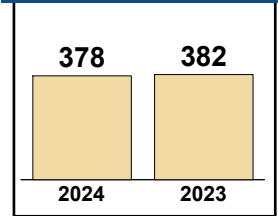
**Court:** Orange Circuit  
**Start/End Date:** Jan-23 / Feb-24  
**2023 Average Month:** 176  
**Jan-Feb 2023:** 382  
**Filings Trending:** ↔

**Circuit/Court ID:** 16 216137  
**Type of Case:** Filings  
**2024 Average Month:** 189  
**Jan-Feb 2024 :** 378  
**Overall AVG. Month:** 178

## Monthly Filings Summary



## Jan --- Feb Filings



## Filings by Division

Divisions		Jan	Feb	Mar	Apr	May	Jun	Jul	Aug	Sep	Oct	Nov	Dec	Thru Feb	% Change	Total
<b>Total</b>	2024	199	179	-	-	-	-	-	-	-	-	-	-	378	-1%	378
	2023	218	164	221	170	152	167	201	187	166	176	189	98	382	▼	2,109
<b>Civil</b>	2024	24	17	-	-	-	-	-	-	-	-	-	-	41	32%	41
	2023	14	17	29	16	18	27	21	20	30	29	27	17	31	▲	265
<b>Criminal</b>	2024	77	50	-	-	-	-	-	-	-	-	-	-	127	13%	127
	2023	82	30	70	49	38	44	109	93	65	47	77	24	112	▲	728
<b>Concealed Handgun Permits</b>	2024	80	99	-	-	-	-	-	-	-	-	-	-	179	-13%	179
	2023	99	106	101	85	75	79	46	59	57	89	71	42	205	▼	909
<b>Miscellaneous/ Other</b>	2024	18	13	-	-	-	-	-	-	-	-	-	-	31	-6%	31
	2023	22	11	21	20	21	17	25	15	14	11	14	14	33	▼	205
<b>Others</b>	2024	-	-	-	-	-	-	-	-	-	-	-	-	0	-100%	0
	2023	1	-	-	-	-	-	-	-	-	-	-	1	1	▼	2

## Filings by Case Category

Case Categories		Jan	Feb	Mar	Apr	May	Jun	Jul	Aug	Sep	Oct	Nov	Dec	Thru Feb	% Change	Total
<b>Administrative Law</b>	2024	-	-	-	-	-	-	-	-	-	-	-	-	0	0	0
	2023	-	-	-	-	1	-	-	-	-	-	1	-	0	↔	2
<b>Contested Divorce</b>	2024	7	3	-	-	-	-	-	-	-	-	-	-	10	100%	10
	2023	3	2	2	-	5	2	4	3	2	1	3	2	5	▲	29
<b>Domestic and Family - Level 1</b>	2024	3	4	-	-	-	-	-	-	-	-	-	-	7	133%	7
	2023	3	-	11	1	1	6	2	4	7	9	4	4	3	▲	52
<b>Domestic and Family - Level 2</b>	2024	-	-	-	-	-	-	-	-	-	-	-	-	0	-100%	0
	2023	-	2	-	2	2	-	3	-	1	1	2	1	2	▼	14
<b>Felonies and Related Matters</b>	2024	54	24	-	-	-	-	-	-	-	-	-	-	78	4%	78
	2023	62	13	46	33	26	32	68	58	49	31	52	15	75	▲	485
<b>General Civil - Level 1</b>	2024	-	-	-	-	-	-	-	-	-	-	-	-	0	0	0
	2023	-	-	-	-	-	1	-	1	-	1	-	-	0	↔	3
<b>General Civil - Level 2</b>	2024	4	5	-	-	-	-	-	-	-	-	-	-	9	-18%	9
	2023	6	5	9	5	4	4	5	5	5	5	7	1	11	▼	61
<b>General Civil - Level 3</b>	2024	2	-	-	-	-	-	-	-	-	-	-	-	2	-75%	2
	2023	2	6	2	3	5	8	3	3	3	3	3	4	8	▼	45
<b>Miscellaneous Civil</b>	2024	97	112	-	-	-	-	-	-	-	-	-	-	209	-10%	209
	2023	118	113	121	103	91	92	68	73	71	98	85	54	231	▼	1,087
<b>Misdemeanor</b>	2024	21	25	-	-	-	-	-	-	-	-	-	-	46	39%	46
	2023	17	16	24	16	12	9	39	27	16	16	24	9	33	▲	225
<b>Other</b>	2024	1	-	-	-	-	-	-	-	-	-	-	-	1	0%	1
	2023	1	-	1	-	-	-	-	-	-	1	-	1	1	↔	4
<b>Other Criminally Related Matters</b>	2024	2	1	-	-	-	-	-	-	-	-	-	-	3	-25%	3
	2023	3	1	-	-	-	3	2	8	1	-	1	-	4	▼	19
<b>Probates/Wills &amp; Trusts - Level 1</b>	2024	-	-	-	-	-	-	-	-	-	-	-	-	0	0	0
	2023	-	-	-	-	-	-	-	-	-	1	-	-	0	↔	1
<b>Probates/Wills &amp; Trusts - Level 2</b>	2024	-	-	-	-	-	-	-	-	-	-	-	-	0	-100%	0
	2023	-	2	2	2	1	1	2	-	3	-	2	1	2	▼	16
<b>Uncontested Divorce</b>	2024	8	5	-	-	-	-	-	-	-	-	-	-	13	86%	13
	2023	3	4	3	5	4	9	5	5	7	10	5	6	7	▲	66

This report reflects data in the case management system. Numbers will update accordingly as reports are refreshed and posted.

# PLN-CCMS-10.01 CASELOAD STATISTICS OF THE CIRCUIT COURTS

Charlottesville

January 2023 -- February 2024 Filings


Alexandria and Fairfax Circuit are not Included in State Totals

## Dashboard

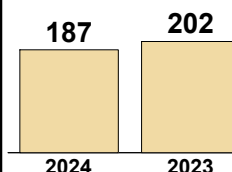
**Court:** Charlottesville Circuit  
**Start/End Date:** Jan-23 / Feb-24  
**2023 Average Month:** 101  
**Jan-Feb 2023:** 202  
**Filings Trending:** ▼

**Circuit/Court ID:** 16 216540  
**Type of Case:** Filings  
**2024 Average Month:**94  
**Jan-Feb 2024 :** 187  
**Overall AVG. Month:** 100

## Monthly Filings Summary



## Jan --- Feb Filings



## Filings by Division

Divisions		Jan	Feb	Mar	Apr	May	Jun	Jul	Aug	Sep	Oct	Nov	Dec	Thru Feb	% Change	Total
<b>Total</b>	2024	104	83	-	-	-	-	-	-	-	-	-	-	187	-7%	187
	2023	94	108	110	89	117	109	80	117	81	109	92	106	202	▼	1,212
<b>Civil</b>	2024	24	18	-	-	-	-	-	-	-	-	-	-	42	-2%	42
	2023	17	26	25	23	28	18	20	16	15	25	13	14	43	▼	240
<b>Criminal</b>	2024	39	32	-	-	-	-	-	-	-	-	-	-	71	-16%	71
	2023	37	48	40	30	51	50	32	53	39	50	30	35	85	▼	495
<b>Concealed Handgun Permits</b>	2024	13	17	-	-	-	-	-	-	-	-	-	-	30	-12%	30
	2023	19	15	19	15	11	6	9	16	13	15	14	19	34	▼	171
<b>Miscellaneous/ Other</b>	2024	28	16	-	-	-	-	-	-	-	-	-	-	44	10%	44
	2023	21	19	26	21	27	35	19	32	14	19	35	38	40	▲	306

## Filings by Case Category

Case Categories		Jan	Feb	Mar	Apr	May	Jun	Jul	Aug	Sep	Oct	Nov	Dec	Thru Feb	% Change	Total
<b>Administrative Law</b>	2024	-	1	-	-	-	-	-	-	-	-	-	-	1	0%	1
	2023	-	1	1	-	-	-	-	-	-	1	-	-	1	↔	3
<b>Contested Divorce</b>	2024	1	4	-	-	-	-	-	-	-	-	-	-	5	-29%	5
	2023	3	4	1	2	2	2	4	4	1	4	2	1	7	▼	30
<b>Domestic and Family - Level 1</b>	2024	-	-	-	-	-	-	-	-	-	-	-	-	0	-100%	0
	2023	2	-	1	2	1	-	2	-	-	5	-	1	2	▼	14
<b>Domestic and Family - Level 2</b>	2024	1	2	-	-	-	-	-	-	-	-	-	-	3	3	3
	2023	-	-	3	6	-	1	1	1	2	3	-	-	0	↔	17
<b>Felonies and Related Matters</b>	2024	27	22	-	-	-	-	-	-	-	-	-	-	49	-25%	49
	2023	29	36	30	21	40	44	25	35	34	38	21	29	65	▼	382
<b>General Civil - Level 1</b>	2024	3	2	-	-	-	-	-	-	-	-	-	-	5	67%	5
	2023	1	2	-	1	2	1	1	2	-	-	-	2	3	▲	12
<b>General Civil - Level 2</b>	2024	10	5	-	-	-	-	-	-	-	-	-	-	15	0%	15
	2023	7	8	7	3	7	8	5	8	5	3	5	2	15	↔	68
<b>General Civil - Level 3</b>	2024	3	2	-	-	-	-	-	-	-	-	-	-	5	-44%	5
	2023	2	7	6	1	3	4	2	1	1	3	3	5	9	▼	38
<b>Miscellaneous Civil</b>	2024	39	32	-	-	-	-	-	-	-	-	-	-	71	3%	71
	2023	38	31	44	36	38	35	28	45	27	34	48	50	69	▲	454
<b>Misdemeanor</b>	2024	8	6	-	-	-	-	-	-	-	-	-	-	14	-26%	14
	2023	7	12	6	5	7	5	5	7	4	8	7	6	19	▼	79
<b>Other</b>	2024	-	-	-	-	-	-	-	-	-	-	-	-	0	0	0
	2023	-	-	-	-	-	1	-	1	-	-	1	-	0	↔	3
<b>Other Criminally Related Matters</b>	2024	4	4	-	-	-	-	-	-	-	-	-	-	8	167%	8
	2023	1	2	4	4	4	1	2	11	1	4	2	2	3	▲	38
<b>Probates/Wills &amp; Trusts - Level 1</b>	2024	-	-	-	-	-	-	-	-	-	-	-	-	0	0	0
	2023	-	-	-	-	1	-	-	-	-	-	-	-	0	↔	1
<b>Probates/Wills &amp; Trusts - Level 2</b>	2024	2	-	-	-	-	-	-	-	-	-	-	-	2	2	2
	2023	-	-	1	1	-	1	1	2	-	2	-	3	0	↔	11
<b>Protective Orders</b>	2024	-	-	-	-	-	-	-	-	-	-	-	-	0	0	0
	2023	-	-	-	-	2	-	-	-	-	-	-	-	0	↔	2
<b>Uncontested Divorce</b>	2024	6	3	-	-	-	-	-	-	-	-	-	-	9	0%	9
	2023	4	5	6	7	10	6	4	-	6	4	3	5	9	↔	60

This report reflects data in the case management system. Numbers will update accordingly as reports are refreshed and posted.




Dashboard

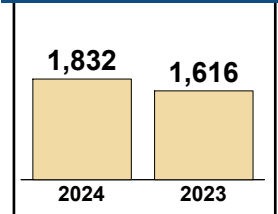
**Court:** Arlington Circuit  
**Start/End Date:** Jan-23 / Feb-24  
**2023 Average Month:** 808  
**Jan-Feb 2023:** 1,616  
**Filings Trending:** ▲

**Circuit/Court ID:** 17 217013  
**Type of Case:** Filings  
**2024 Average Month:** 916  
**Jan-Feb 2024 :** 1,832  
**Overall AVG. Month:** 824

Monthly Filings Summary



Jan --- Feb Filings



Filings by Division

Divisions		Jan	Feb	Mar	Apr	May	Jun	Jul	Aug	Sep	Oct	Nov	Dec	Thru Feb	% Change	Total
<b>Total</b>	2024	947	885	-	-	-	-	-	-	-	-	-	-	1,832	13%	1,832
	2023	792	824	920	768	1,045	769	743	785	791	837	726	701	1,616	▲	9,701
<b>Civil</b>	2024	154	141	-	-	-	-	-	-	-	-	-	-	295	-16%	295
	2023	153	197	214	180	403	194	194	218	195	196	154	132	350	▼	2,430
<b>Criminal</b>	2024	197	194	-	-	-	-	-	-	-	-	-	-	391	-17%	391
	2023	241	231	224	171	242	181	201	165	203	231	223	216	472	▼	2,529
<b>Concealed Handgun Permits</b>	2024	79	98	-	-	-	-	-	-	-	-	-	-	177	-9%	177
	2023	99	95	116	83	95	73	78	93	59	86	79	88	194	▼	1,044
<b>Miscellaneous/ Other</b>	2024	515	448	-	-	-	-	-	-	-	-	-	-	963	62%	963
	2023	296	300	365	333	302	319	269	307	333	322	269	263	596	▲	3,678
<b>Others</b>	2024	2	4	-	-	-	-	-	-	-	-	-	-	6	50%	6
	2023	3	1	1	1	3	2	1	2	1	2	1	2	4	▲	20

Filings by Case Category

Case Categories		Jan	Feb	Mar	Apr	May	Jun	Jul	Aug	Sep	Oct	Nov	Dec	Thru Feb	% Change	Total
<b>Administrative Law</b>	2024	3	3	-	-	-	-	-	-	-	-	-	-	6	50%	6
	2023	2	2	1	2	1	2	4	-	1	4	-	2	4	▲	21
<b>Capital Murder</b>	2024	1	-	-	-	-	-	-	-	-	-	-	-	1	1	1
	2023	-	-	-	-	-	-	-	-	-	-	-	-	0	↔	0
<b>Contested Divorce</b>	2024	16	22	-	-	-	-	-	-	-	-	-	-	38	-5%	38
	2023	19	21	16	14	22	15	21	19	24	16	9	10	40	▼	206
<b>Domestic and Family - Level 1</b>	2024	7	10	-	-	-	-	-	-	-	-	-	-	17	-26%	17
	2023	16	7	5	20	8	7	13	17	3	11	4	6	23	▼	117
<b>Domestic and Family - Level 2</b>	2024	3	9	-	-	-	-	-	-	-	-	-	-	12	33%	12
	2023	8	1	3	3	6	4	5	11	6	3	5	5	9	▲	60
<b>Felonies and Related Matters</b>	2024	121	105	-	-	-	-	-	-	-	-	-	-	226	-18%	226
	2023	127	149	127	77	125	102	148	93	130	120	120	109	276	▼	1,427
<b>General Civil - Level 1</b>	2024	2	1	-	-	-	-	-	-	-	-	-	-	3	-79%	3
	2023	11	3	4	2	5	2	3	5	2	4	4	-	14	▼	45
<b>General Civil - Level 2</b>	2024	72	54	-	-	-	-	-	-	-	-	-	-	126	-26%	126
	2023	52	119	129	88	301	108	97	109	107	106	94	61	171	▼	1,371
<b>General Civil - Level 3</b>	2024	13	11	-	-	-	-	-	-	-	-	-	-	24	100%	24
	2023	5	7	6	16	5	11	7	14	8	15	8	16	12	▲	118
<b>Miscellaneous Civil</b>	2024	205	210	-	-	-	-	-	-	-	-	-	-	415	-12%	415
	2023	241	232	274	223	218	249	198	244	252	254	210	175	473	▼	2,770
<b>Misdemeanor</b>	2024	35	27	-	-	-	-	-	-	-	-	-	-	62	11%	62
	2023	28	28	36	18	25	19	27	27	25	37	24	27	56	▲	321
<b>Other</b>	2024	384	339	-	-	-	-	-	-	-	-	-	-	723	128%	723
	2023	156	161	209	197	187	147	150	161	138	155	138	178	317	▲	1,977
<b>Other Criminally Related Matters</b>	2024	40	65	-	-	-	-	-	-	-	-	-	-	105	-27%	105
	2023	86	58	67	78	93	61	27	47	49	77	79	81	144	▼	803
<b>Probates/Wills &amp; Trusts - Level 1</b>	2024	2	4	-	-	-	-	-	-	-	-	-	-	6	50%	6
	2023	1	3	1	1	-	2	6	5	3	-	-	-	4	▲	22
<b>Probates/Wills &amp; Trusts - Level 2</b>	2024	10	6	-	-	-	-	-	-	-	-	-	-	16	-30%	16
	2023	11	12	15	7	11	13	11	9	14	9	8	6	23	▼	126
<b>Uncontested Divorce</b>	2024	33	19	-	-	-	-	-	-	-	-	-	-	52	4%	52
	2023	29	21	27	22	38	27	26	24	29	26	23	25	50	▲	317

This report reflects data in the case management system. Numbers will update accordingly as reports are refreshed and posted.

# PLN-CCMS-10.01 CASELOAD STATISTICS OF THE CIRCUIT COURTS

Fauquier

January 2023 -- February 2024 Filings


Alexandria and Fairfax Circuit are not Included in State Totals

## Dashboard

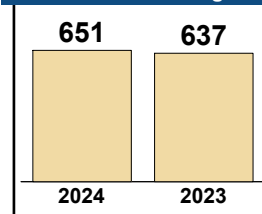
**Court:** Fauquier Circuit  
**Start/End Date:** Jan-23 / Feb-24  
**2023 Average Month:** 316  
**Jan-Feb 2023:** 637  
**Filings Trending:** ↔

**Circuit/Court ID:** 20 220061  
**Type of Case:** Filings  
**2024 Average Month:** 326  
**Jan-Feb 2024 :** 651  
**Overall AVG. Month:** 317

## Monthly Filings Summary



## Jan --- Feb Filings



## Filings by Division

Divisions		Jan	Feb	Mar	Apr	May	Jun	Jul	Aug	Sep	Oct	Nov	Dec	Thru Feb	% Change	Total
<b>Total</b>	2024	363	288	-	-	-	-	-	-	-	-	-	-	651	2%	651
	2023	315	322	493	250	305	285	226	288	285	263	317	437	637	▲	3,786
<b>Civil</b>	2024	68	48	-	-	-	-	-	-	-	-	-	-	116	36%	116
	2023	35	50	37	39	50	40	42	37	35	32	40	34	85	▲	471
<b>Criminal</b>	2024	95	52	-	-	-	-	-	-	-	-	-	-	147	44%	147
	2023	43	59	224	54	74	74	53	75	98	69	97	46	102	▲	966
<b>Concealed Handgun Permits</b>	2024	134	139	-	-	-	-	-	-	-	-	-	-	273	-20%	273
	2023	173	167	170	120	129	111	95	107	101	118	133	115	340	▼	1,539
<b>Miscellaneous/ Other</b>	2024	66	49	-	-	-	-	-	-	-	-	-	-	115	6%	115
	2023	63	46	62	37	51	60	35	69	51	44	46	242	109	▲	806
<b>Others</b>	2024	-	-	-	-	-	-	-	-	-	-	-	-	0	-100%	0
	2023	1	-	-	-	1	-	1	-	-	-	1	-	1	▼	4

## Filings by Case Category

Case Categories		Jan	Feb	Mar	Apr	May	Jun	Jul	Aug	Sep	Oct	Nov	Dec	Thru Feb	% Change	Total
<b>Administrative Law</b>	2024	-	-	-	-	-	-	-	-	-	-	-	-	0	0	0
	2023	-	-	-	-	-	-	-	-	1	-	-	-	0	↔	1
<b>Contested Divorce</b>	2024	3	5	-	-	-	-	-	-	-	-	-	-	8	60%	8
	2023	1	4	3	2	5	2	5	7	2	2	5	5	5	▲	43
<b>Domestic and Family - Level 1</b>	2024	25	12	-	-	-	-	-	-	-	-	-	-	37	164%	37
	2023	6	8	2	8	7	10	1	-	1	3	2	8	14	▲	56
<b>Domestic and Family - Level 2</b>	2024	4	-	-	-	-	-	-	-	-	-	-	-	4	33%	4
	2023	1	2	3	3	1	4	3	4	4	-	1	3	3	▲	29
<b>Felonies and Related Matters</b>	2024	47	37	-	-	-	-	-	-	-	-	-	-	84	38%	84
	2023	28	33	117	25	51	54	23	46	55	41	77	33	61	▲	583
<b>General Civil - Level 1</b>	2024	-	1	-	-	-	-	-	-	-	-	-	-	1	0%	1
	2023	-	1	1	-	-	-	-	2	-	-	-	-	1	↔	4
<b>General Civil - Level 2</b>	2024	15	13	-	-	-	-	-	-	-	-	-	-	28	8%	28
	2023	10	16	14	12	15	4	16	7	12	15	10	10	26	▲	141
<b>General Civil - Level 3</b>	2024	5	3	-	-	-	-	-	-	-	-	-	-	8	-11%	8
	2023	1	8	5	2	5	9	3	10	5	3	8	2	9	▼	61
<b>Miscellaneous Civil</b>	2024	162	166	-	-	-	-	-	-	-	-	-	-	328	-16%	328
	2023	199	190	204	141	162	142	114	144	121	142	156	143	389	▼	1,858
<b>Misdemeanor</b>	2024	45	12	-	-	-	-	-	-	-	-	-	-	57	138%	57
	2023	10	14	96	16	10	14	20	23	28	21	15	5	24	▲	272
<b>Other</b>	2024	38	20	-	-	-	-	-	-	-	-	-	-	58	-5%	58
	2023	38	23	23	14	18	24	12	27	32	19	21	212	61	▼	463
<b>Other Criminally Related Matters</b>	2024	3	3	-	-	-	-	-	-	-	-	-	-	6	-65%	6
	2023	5	12	11	13	13	6	10	7	15	8	6	8	17	▼	114
<b>Probates/Wills &amp; Trusts - Level 1</b>	2024	1	1	-	-	-	-	-	-	-	-	-	-	2	100%	2
	2023	1	-	-	-	1	1	-	-	1	-	-	-	1	▲	4
<b>Probates/Wills &amp; Trusts - Level 2</b>	2024	2	1	-	-	-	-	-	-	-	-	-	-	3	-50%	3
	2023	6	-	3	1	4	5	3	1	3	1	6	1	6	▼	34
<b>Protective Orders</b>	2024	-	1	-	-	-	-	-	-	-	-	-	-	1	-67%	1
	2023	1	2	-	1	3	-	2	1	1	1	1	1	3	▼	14
<b>Uncontested Divorce</b>	2024	13	13	-	-	-	-	-	-	-	-	-	-	26	53%	26
	2023	8	9	11	12	10	10	14	9	4	7	9	6	17	▲	109

This report reflects data in the case management system. Numbers will update accordingly as reports are refreshed and posted.

# PLN-CCMS-10.01 CASELOAD STATISTICS OF THE CIRCUIT COURTS

Loudoun

January 2023 -- February 2024 Filings


Alexandria and Fairfax Circuit are not Included in State Totals

## Dashboard

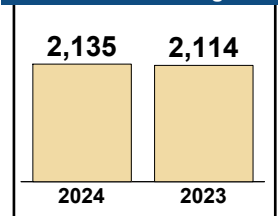
**Court:** Loudoun Circuit  
**Start/End Date:** Jan-23 / Feb-24  
**2023 Average Month:** 1,029  
**Jan-Feb 2023:** 2,114  
**Filings Trending:** ↔

**Circuit/Court ID:** 20 220107  
**Type of Case:** Filings  
**2024 Average Month:** 1,068  
**Jan-Feb 2024 :** 2,135  
**Overall AVG. Month:** 1,034

## Monthly Filings Summary



## Jan --- Feb Filings



## Filings by Division

Divisions		Jan	Feb	Mar	Apr	May	Jun	Jul	Aug	Sep	Oct	Nov	Dec	Thru Feb	% Change	Total
<b>Total</b>	2024	1,042	1,093	-	-	-	-	-	-	-	-	-	-	2,135	1%	2,135
	2023	1,192	922	1,175	955	934	942	832	922	917	1,016	957	1,578	2,114	▲	12,342
<b>Civil</b>	2024	159	224	-	-	-	-	-	-	-	-	-	-	383	33%	383
	2023	136	151	182	149	191	184	151	155	154	164	145	153	287	▲	1,915
<b>Criminal</b>	2024	149	176	-	-	-	-	-	-	-	-	-	-	325	43%	325
	2023	117	111	122	172	91	127	94	150	134	214	171	164	228	▲	1,667
<b>Concealed Handgun Permits</b>	2024	284	315	-	-	-	-	-	-	-	-	-	-	599	-20%	599
	2023	403	347	393	295	276	267	253	228	244	289	288	269	750	▼	3,552
<b>Miscellaneous/ Other</b>	2024	448	373	-	-	-	-	-	-	-	-	-	-	821	-2%	821
	2023	534	307	474	337	370	364	323	386	385	347	353	986	841	▼	5,166
<b>Others</b>	2024	2	5	-	-	-	-	-	-	-	-	-	-	7	-13%	7
	2023	2	6	4	2	6	-	11	3	-	2	-	6	8	▼	42

## Filings by Case Category

Case Categories		Jan	Feb	Mar	Apr	May	Jun	Jul	Aug	Sep	Oct	Nov	Dec	Thru Feb	% Change	Total
<b>Administrative Law</b>	2024	1	2	-	-	-	-	-	-	-	-	-	-	3	-25%	3
	2023	1	3	2	2	3	-	-	-	2	3	-	-	4	▼	16
<b>Contested Divorce</b>	2024	17	29	-	-	-	-	-	-	-	-	-	-	46	-6%	46
	2023	29	20	34	26	19	30	17	14	25	25	18	20	49	▼	277
<b>Domestic and Family - Level 1</b>	2024	19	55	-	-	-	-	-	-	-	-	-	-	74	335%	74
	2023	5	12	21	19	22	21	7	11	10	7	16	14	17	▲	165
<b>Domestic and Family - Level 2</b>	2024	9	12	-	-	-	-	-	-	-	-	-	-	21	-32%	21
	2023	19	12	14	4	16	5	6	7	6	4	8	9	31	▼	110
<b>Felonies and Related Matters</b>	2024	62	85	-	-	-	-	-	-	-	-	-	-	147	50%	147
	2023	50	48	42	78	54	41	46	81	85	110	119	73	98	▲	827
<b>General Civil - Level 1</b>	2024	1	4	-	-	-	-	-	-	-	-	-	-	5	0%	5
	2023	2	3	2	3	2	4	3	2	2	3	3	4	5	↔	33
<b>General Civil - Level 2</b>	2024	57	54	-	-	-	-	-	-	-	-	-	-	111	59%	111
	2023	30	40	35	36	54	56	44	54	53	46	37	43	70	▲	528
<b>General Civil - Level 3</b>	2024	18	18	-	-	-	-	-	-	-	-	-	-	36	57%	36
	2023	14	9	17	23	23	24	16	18	14	8	14	14	23	▲	194
<b>Miscellaneous Civil</b>	2024	452	483	-	-	-	-	-	-	-	-	-	-	935	-18%	935
	2023	639	504	591	439	425	425	414	454	424	454	437	408	1,143	▼	5,614
<b>Misdemeanor</b>	2024	50	25	-	-	-	-	-	-	-	-	-	-	75	56%	75
	2023	21	27	22	12	16	22	30	20	27	36	12	33	48	▲	278
<b>Other</b>	2024	265	189	-	-	-	-	-	-	-	-	-	-	454	9%	454
	2023	275	142	253	161	197	180	160	139	177	166	182	824	417	▲	2,856
<b>Other Criminally Related Matters</b>	2024	37	66	-	-	-	-	-	-	-	-	-	-	103	26%	103
	2023	46	36	60	82	22	66	18	51	22	68	43	59	82	▲	573
<b>Probates/Wills &amp; Trusts - Level 1</b>	2024	-	1	-	-	-	-	-	-	-	-	-	-	1	1	1
	2023	-	-	2	-	-	-	2	2	-	-	-	-	0	↔	6
<b>Probates/Wills &amp; Trusts - Level 2</b>	2024	4	8	-	-	-	-	-	-	-	-	-	-	12	-33%	12
	2023	9	9	7	8	18	15	12	11	4	19	14	4	18	▼	130
<b>Uncontested Divorce</b>	2024	50	62	-	-	-	-	-	-	-	-	-	-	112	3%	112
	2023	52	57	73	62	63	53	57	58	66	67	54	73	109	▲	735

This report reflects data in the case management system. Numbers will update accordingly as reports are refreshed and posted.

**PLN-CCMS-10.01 CASELOAD STATISTICS OF THE CIRCUIT COURTS**

**Rappahannock**

January 2023 -- February 2024 Filings


Alexandria and Fairfax Circuit are not Included in State Totals

**Dashboard**

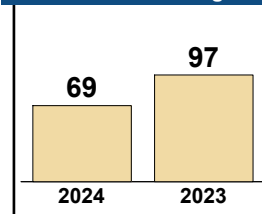
**Court:** Rappahannock Circuit  
**Start/End Date:** Jan-23 / Feb-24  
**2023 Average Month:** 42  
**Jan-Feb 2023:** 97  
**Filings Trending:** ▼

**Circuit/Court ID:** 20 220157  
**Type of Case:** Filings  
**2024 Average Month:**35  
**Jan-Feb 2024 :** 69  
**Overall AVG. Month:** 41

**Monthly Filings Summary**



**Jan --- Feb Filings**



**Filings by Division**

Divisions		Jan	Feb	Mar	Apr	May	Jun	Jul	Aug	Sep	Oct	Nov	Dec	Thru Feb	% Change	Total
<b>Total</b>	2024	31	38	-	-	-	-	-	-	-	-	-	-	69	-29%	69
	2023	60	37	49	42	48	39	28	46	56	38	30	34	97	▼	507
<b>Civil</b>	2024	5	3	-	-	-	-	-	-	-	-	-	-	8	-60%	8
	2023	13	7	3	4	6	3	6	5	2	2	-	2	20	▼	53
<b>Criminal</b>	2024	11	12	-	-	-	-	-	-	-	-	-	-	23	77%	23
	2023	12	1	20	22	16	12	4	19	34	23	6	10	13	▲	179
<b>Concealed Handgun Permits</b>	2024	8	15	-	-	-	-	-	-	-	-	-	-	23	-50%	23
	2023	27	19	20	12	12	10	8	13	14	8	17	7	46	▼	167
<b>Miscellaneous/ Other</b>	2024	7	8	-	-	-	-	-	-	-	-	-	-	15	-17%	15
	2023	8	10	6	4	14	14	10	8	6	5	7	15	18	▼	107
<b>Others</b>	2024	-	-	-	-	-	-	-	-	-	-	-	-	0	0	0
	2023	-	-	-	-	-	-	-	1	-	-	-	-	0	↔	1

**Filings by Case Category**

Case Categories		Jan	Feb	Mar	Apr	May	Jun	Jul	Aug	Sep	Oct	Nov	Dec	Thru Feb	% Change	Total
<b>Capital Murder</b>	2024	-	-	-	-	-	-	-	-	-	-	-	-	0	0	0
	2023	-	-	-	1	-	-	-	-	-	-	-	-	0	↔	1
<b>Contested Divorce</b>	2024	1	1	-	-	-	-	-	-	-	-	-	-	2	0%	2
	2023	1	1	-	-	1	-	1	1	-	-	-	-	2	↔	5
<b>Domestic and Family - Level 1</b>	2024	1	-	-	-	-	-	-	-	-	-	-	-	1	-80%	1
	2023	4	1	-	3	-	2	1	-	1	-	-	-	5	▼	12
<b>Domestic and Family - Level 2</b>	2024	-	-	-	-	-	-	-	-	-	-	-	-	0	0	0
	2023	-	-	-	-	-	-	-	-	-	1	-	-	0	↔	1
<b>Felonies and Related Matters</b>	2024	10	8	-	-	-	-	-	-	-	-	-	-	18	100%	18
	2023	8	1	15	14	6	10	-	16	24	15	4	4	9	▲	117
<b>General Civil - Level 2</b>	2024	1	2	-	-	-	-	-	-	-	-	-	-	3	-40%	3
	2023	-	5	2	1	3	2	2	2	-	1	-	2	5	▼	20
<b>General Civil - Level 3</b>	2024	2	1	-	-	-	-	-	-	-	-	-	-	3	-67%	3
	2023	8	1	1	-	2	-	1	1	-	-	1	-	9	▼	15
<b>Miscellaneous Civil</b>	2024	14	18	-	-	-	-	-	-	-	-	-	-	32	-38%	32
	2023	29	23	21	15	15	15	10	16	16	8	22	10	52	▼	200
<b>Misdemeanor</b>	2024	1	1	-	-	-	-	-	-	-	-	-	-	2	-33%	2
	2023	3	-	5	7	10	2	1	1	8	6	1	4	3	▼	48
<b>Other</b>	2024	-	3	-	-	-	-	-	-	-	-	-	-	3	-73%	3
	2023	6	5	4	1	10	7	7	6	3	5	1	12	11	▼	67
<b>Other Criminally Related Matters</b>	2024	-	3	-	-	-	-	-	-	-	-	-	-	3	200%	3
	2023	1	-	-	-	-	-	3	2	2	2	1	2	1	▲	13
<b>Probates/Wills &amp; Trusts - Level 2</b>	2024	-	-	-	-	-	-	-	-	-	-	-	-	0	0	0
	2023	-	-	-	-	1	1	2	-	-	-	-	-	0	↔	4
<b>Uncontested Divorce</b>	2024	1	1	-	-	-	-	-	-	-	-	-	-	2	2	2
	2023	-	-	1	-	-	-	-	1	2	-	-	-	0	↔	4

This report reflects data in the case management system. Numbers will update accordingly as reports are refreshed and posted.

# PLN-CCMS-10.01 CASELOAD STATISTICS OF THE CIRCUIT COURTS

Henry

January 2023 -- February 2024 Filings


Alexandria and Fairfax Circuit are not Included in State Totals

## Dashboard

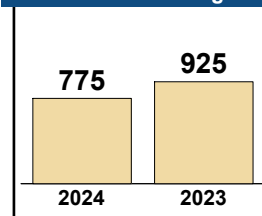
**Court:** Henry Circuit  
**Start/End Date:** Jan-23 / Feb-24  
**2023 Average Month:** 420  
**Jan-Feb 2023:** 925  
**Filings Trending:** ▼

**Circuit/Court ID:** 21 221089  
**Type of Case:** Filings  
**2024 Average Month:** 388  
**Jan-Feb 2024 :** 775  
**Overall AVG. Month:** 415

## Monthly Filings Summary



## Jan --- Feb Filings



## Filings by Division

Divisions		Jan	Feb	Mar	Apr	May	Jun	Jul	Aug	Sep	Oct	Nov	Dec	Thru Feb	% Change	Total
<b>Total</b>	2024	332	443	-	-	-	-	-	-	-	-	-	-	775	-16%	775
	2023	532	393	515	387	517	345	460	373	426	334	394	361	925	▼	5,037
<b>Civil</b>	2024	18	36	-	-	-	-	-	-	-	-	-	-	54	-7%	54
	2023	26	32	35	31	36	29	32	39	31	29	17	24	58	▼	361
<b>Criminal</b>	2024	142	234	-	-	-	-	-	-	-	-	-	-	376	-16%	376
	2023	285	160	273	179	308	158	269	156	235	143	233	190	445	▼	2,589
<b>Concealed Handgun Permits</b>	2024	101	91	-	-	-	-	-	-	-	-	-	-	192	-29%	192
	2023	157	115	141	107	98	82	88	94	87	83	71	76	272	▼	1,199
<b>Miscellaneous/ Other</b>	2024	71	82	-	-	-	-	-	-	-	-	-	-	153	2%	153
	2023	64	86	66	69	75	76	71	84	73	79	73	71	150	▲	887
<b>Others</b>	2024	-	-	-	1	-	-	-	-	-	-	-	-	0	0	0
	2023	-	-	-	-	-	-	-	-	-	-	-	-	0	↔	1

## Filings by Case Category

Case Categories		Jan	Feb	Mar	Apr	May	Jun	Jul	Aug	Sep	Oct	Nov	Dec	Thru Feb	% Change	Total
<b>Administrative Law</b>	2024	-	-	-	-	-	-	-	-	-	-	-	-	0	0	0
	2023	-	-	-	-	-	-	1	-	1	-	-	-	0	↔	2
<b>Capital Murder</b>	2024	-	-	-	-	-	-	-	-	-	-	-	-	0	0	0
	2023	-	-	-	-	-	-	1	-	-	-	1	-	0	↔	2
<b>Contested Divorce</b>	2024	-	5	-	-	-	-	-	-	-	-	-	-	5	-44%	5
	2023	6	3	7	1	2	6	4	4	8	3	2	3	9	▼	49
<b>Domestic and Family - Level 1</b>	2024	1	1	-	-	-	-	-	-	-	-	-	-	2	-71%	2
	2023	6	1	4	1	7	7	2	8	4	3	1	-	7	▼	44
<b>Domestic and Family - Level 2</b>	2024	1	1	-	-	-	-	-	-	-	-	-	-	2	0%	2
	2023	-	2	1	2	4	-	-	3	2	2	2	-	2	↔	18
<b>Felonies and Related Matters</b>	2024	109	176	-	-	-	-	-	-	-	-	-	-	285	-4%	285
	2023	182	116	182	96	192	109	228	108	181	84	166	132	298	▼	1,776
<b>General Civil - Level 1</b>	2024	-	-	-	-	-	-	-	-	-	-	-	-	0	0	0
	2023	-	-	-	-	-	-	1	-	-	-	-	-	0	↔	1
<b>General Civil - Level 2</b>	2024	1	6	-	-	-	-	-	-	-	-	-	-	7	0%	7
	2023	3	4	7	4	2	3	5	4	2	3	1	4	7	↔	42
<b>General Civil - Level 3</b>	2024	5	8	-	-	-	-	-	-	-	-	-	-	13	-7%	13
	2023	6	8	2	6	5	5	4	8	4	7	7	10	14	▼	72
<b>Miscellaneous Civil</b>	2024	128	117	-	-	-	-	-	-	-	-	-	-	245	-22%	245
	2023	172	144	174	138	115	112	116	123	107	123	93	98	316	▼	1,515
<b>Misdemeanor</b>	2024	23	49	-	-	-	-	-	-	-	-	-	-	72	-46%	72
	2023	92	41	77	52	104	46	36	39	49	44	49	49	133	▼	678
<b>Other</b>	2024	45	54	-	-	-	-	-	-	-	-	-	-	99	-5%	99
	2023	48	56	33	38	58	46	45	53	54	37	50	48	104	▼	566
<b>Other Criminally Related Matters</b>	2024	10	9	-	-	-	-	-	-	-	-	-	-	19	36%	19
	2023	11	3	15	31	12	3	4	9	5	15	17	9	14	▲	134
<b>Probates/Wills &amp; Trusts - Level 1</b>	2024	-	-	-	-	-	-	-	-	-	-	-	-	0	-100%	0
	2023	-	1	-	1	1	-	2	-	-	-	-	-	1	▼	5
<b>Probates/Wills &amp; Trusts - Level 2</b>	2024	2	3	-	-	-	-	-	-	-	-	-	-	5	25%	5
	2023	-	4	-	3	4	2	1	2	4	5	3	1	4	▲	29
<b>Uncontested Divorce</b>	2024	7	14	-	-	-	-	-	-	-	-	-	-	21	31%	21
	2023	6	10	13	14	11	6	10	12	5	8	2	7	16	▲	104

This report reflects data in the case management system. Numbers will update accordingly as reports are refreshed and posted.

# PLN-CCMS-10.01 CASELOAD STATISTICS OF THE CIRCUIT COURTS

Patrick

January 2023 -- February 2024 Filings


Alexandria and Fairfax Circuit are not Included in State Totals

## Dashboard

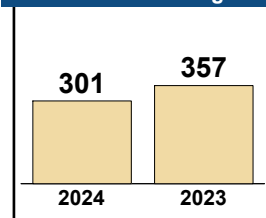
**Court:** Patrick Circuit  
**Start/End Date:** Jan-23 / Feb-24  
**2023 Average Month:** 168  
**Jan-Feb 2023:** 357  
**Filings Trending:** ▼

**Circuit/Court ID:** 21 221141  
**Type of Case:** Filings  
**2024 Average Month:** 151  
**Jan-Feb 2024 :** 301  
**Overall AVG. Month:** 165

## Monthly Filings Summary



## Jan --- Feb Filings



## Filings by Division

Divisions		Jan	Feb	Mar	Apr	May	Jun	Jul	Aug	Sep	Oct	Nov	Dec	Thru Feb	% Change	Total
<b>Total</b>	2024	180	121	-	-	-	-	-	-	-	-	-	-	301	-16%	301
	2023	192	165	216	177	141	135	142	199	294	96	123	134	357	▼	2,014
<b>Civil</b>	2024	10	12	-	-	-	-	-	-	-	-	-	-	22	47%	22
	2023	4	11	17	9	14	9	8	17	3	8	6	15	15	▲	121
<b>Criminal</b>	2024	113	58	-	-	-	-	-	-	-	-	-	-	171	6%	171
	2023	95	66	127	121	75	73	84	133	247	53	83	72	161	▲	1,229
<b>Concealed Handgun Permits</b>	2024	47	49	-	-	-	-	-	-	-	-	-	-	96	-44%	96
	2023	87	83	58	41	41	45	42	45	34	23	26	41	170	▼	566
<b>Miscellaneous/Other</b>	2024	10	2	-	-	-	-	-	-	-	-	-	-	12	9%	12
	2023	6	5	14	6	11	7	8	4	10	12	8	6	11	▲	97
<b>Others</b>	2024	-	-	-	-	-	-	-	-	-	-	-	-	0	0	0
	2023	-	-	-	-	-	1	-	-	-	-	-	-	0	↔	1

## Filings by Case Category

Case Categories		Jan	Feb	Mar	Apr	May	Jun	Jul	Aug	Sep	Oct	Nov	Dec	Thru Feb	% Change	Total
<b>Administrative Law</b>	2024	-	-	-	-	-	-	-	-	-	-	-	-	0	0	0
	2023	-	-	1	-	-	-	-	-	-	-	-	-	-	0	↔
<b>Capital Murder</b>	2024	-	-	-	-	-	-	-	-	-	-	-	-	0	0	0
	2023	-	-	-	-	-	-	-	-	-	-	1	-	0	↔	1
<b>Contested Divorce</b>	2024	1	-	-	-	-	-	-	-	-	-	-	-	1	0%	1
	2023	-	1	4	2	1	2	3	2	-	4	1	2	1	↔	22
<b>Domestic and Family - Level 1</b>	2024	1	1	-	-	-	-	-	-	-	-	-	-	2	0%	2
	2023	1	1	-	2	1	-	-	3	-	1	-	-	2	↔	9
<b>Domestic and Family - Level 2</b>	2024	-	-	-	-	-	-	-	-	-	-	-	-	0	-100%	0
	2023	-	1	-	2	-	-	1	-	1	-	-	-	1	▼	5
<b>Felonies and Related Matters</b>	2024	46	31	-	-	-	-	-	-	-	-	-	-	77	-4%	77
	2023	49	31	102	73	51	58	48	101	190	34	44	62	80	▼	843
<b>General Civil - Level 1</b>	2024	-	-	-	-	-	-	-	-	-	-	-	-	0	0	0
	2023	-	-	-	-	-	-	-	-	-	-	-	1	0	↔	1
<b>General Civil - Level 2</b>	2024	5	2	-	-	-	-	-	-	-	-	-	-	7	600%	7
	2023	1	-	3	-	4	6	2	5	2	2	3	3	1	▲	31
<b>General Civil - Level 3</b>	2024	1	1	-	-	-	-	-	-	-	-	-	-	2	100%	2
	2023	-	1	5	2	2	-	-	-	-	1	1	-	1	▲	12
<b>Miscellaneous Civil</b>	2024	56	51	-	-	-	-	-	-	-	-	-	-	107	-41%	107
	2023	93	88	67	46	51	52	49	49	43	33	33	47	181	▼	651
<b>Misdemeanor</b>	2024	38	21	-	-	-	-	-	-	-	-	-	-	59	7%	59
	2023	34	21	25	33	26	15	21	29	47	19	34	10	55	▲	314
<b>Other</b>	2024	-	-	-	-	-	-	-	-	-	-	-	-	0	0	0
	2023	-	-	-	-	-	1	-	-	-	-	-	-	0	↔	1
<b>Other Criminally Related Matters</b>	2024	29	6	-	-	-	-	-	-	-	-	-	-	35	35%	35
	2023	12	14	-	15	2	-	15	3	10	-	4	-	26	▲	75
<b>Probates/Wills &amp; Trusts - Level 2</b>	2024	-	2	-	-	-	-	-	-	-	-	-	-	2	0%	2
	2023	-	2	1	1	1	1	1	2	-	1	-	5	2	↔	15
<b>Uncontested Divorce</b>	2024	3	6	-	-	-	-	-	-	-	-	-	-	9	29%	9
	2023	2	5	8	1	2	-	2	5	1	1	2	4	7	▲	33

This report reflects data in the case management system. Numbers will update accordingly as reports are refreshed and posted.

# PLN-CCMS-10.01 CASELOAD STATISTICS OF THE CIRCUIT COURTS

Martinsville

January 2023 -- February 2024 Filings


Alexandria and Fairfax Circuit are not Included in State Totals

## Dashboard

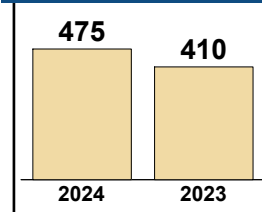
**Court:** Martinsville Circuit  
**Start/End Date:** Jan-23 / Feb-24  
**2023 Average Month:** 169  
**Jan-Feb 2023:** 410  
**Filings Trending:** ▲

**Circuit/Court ID:** 21 221690  
**Type of Case:** Filings  
**2024 Average Month:** 238  
**Jan-Feb 2024 :** 475  
**Overall AVG. Month:** 179

## Monthly Filings Summary



## Jan --- Feb Filings



## Filings by Division

Divisions		Jan	Feb	Mar	Apr	May	Jun	Jul	Aug	Sep	Oct	Nov	Dec	Thru Feb	% Change	Total
<b>Total</b>	2024	185	290	-	-	-	-	-	-	-	-	-	-	475	16%	475
	2023	172	238	211	121	206	150	165	150	109	186	179	140	410	▲	2,027
<b>Civil</b>	2024	13	15	-	-	-	-	-	-	-	-	-	-	28	75%	28
	2023	9	7	14	7	13	3	9	20	7	10	5	11	16	▲	115
<b>Criminal</b>	2024	102	225	-	-	-	-	-	-	-	-	-	-	327	11%	327
	2023	109	185	112	69	140	110	105	82	65	123	136	101	294	▲	1,337
<b>Concealed Handgun Permits</b>	2024	12	18	-	-	-	-	-	-	-	-	-	-	30	-19%	30
	2023	14	23	23	9	17	14	9	11	17	12	11	10	37	▼	170
<b>Miscellaneous/ Other</b>	2024	58	32	-	-	-	-	-	-	-	-	-	-	90	43%	90
	2023	40	23	62	36	36	23	42	37	20	40	27	18	63	▲	404
<b>Others</b>	2024	-	-	-	-	-	-	-	-	-	-	-	-	0	0	0
	2023	-	-	-	-	-	-	-	-	-	1	-	-	0	↔	1

## Filings by Case Category

Case Categories		Jan	Feb	Mar	Apr	May	Jun	Jul	Aug	Sep	Oct	Nov	Dec	Thru Feb	% Change	Total
<b>Administrative Law</b>	2024	-	-	-	-	-	-	-	-	-	-	-	-	0	0	0
	2023	-	-	-	-	-	-	-	-	-	1	-	-	0	↔	1
<b>Capital Murder</b>	2024	-	1	-	-	-	-	-	-	-	-	-	-	1	1	1
	2023	-	-	-	-	-	-	-	-	-	-	-	-	0	↔	0
<b>Contested Divorce</b>	2024	-	2	-	-	-	-	-	-	-	-	-	-	2	0%	2
	2023	2	-	1	1	2	-	1	-	-	1	-	-	2	↔	8
<b>Domestic and Family - Level 1</b>	2024	-	-	-	-	-	-	-	-	-	-	-	-	0	0	0
	2023	-	-	2	2	1	-	-	10	-	-	-	1	0	↔	16
<b>Domestic and Family - Level 2</b>	2024	-	-	-	-	-	-	-	-	-	-	-	-	0	0	0
	2023	-	-	1	-	-	-	-	-	-	-	-	2	0	↔	3
<b>Felonies and Related Matters</b>	2024	73	158	-	-	-	-	-	-	-	-	-	-	231	18%	231
	2023	67	128	58	50	89	75	54	48	31	76	97	65	195	▲	838
<b>General Civil - Level 1</b>	2024	-	2	-	-	-	-	-	-	-	-	-	-	2	2	2
	2023	-	-	-	-	1	-	-	1	-	-	-	1	0	↔	3
<b>General Civil - Level 2</b>	2024	1	2	-	-	-	-	-	-	-	-	-	-	3	-25%	3
	2023	2	2	1	2	4	2	2	5	1	4	-	2	4	▼	27
<b>General Civil - Level 3</b>	2024	7	2	-	-	-	-	-	-	-	-	-	-	9	125%	9
	2023	3	1	8	12	14	3	2	6	6	3	2	7	4	▲	67
<b>Miscellaneous Civil</b>	2024	19	24	-	-	-	-	-	-	-	-	-	-	43	-4%	43
	2023	18	27	33	16	23	22	20	17	27	21	17	17	45	▼	258
<b>Misdemeanor</b>	2024	22	23	-	-	-	-	-	-	-	-	-	-	45	-13%	45
	2023	21	31	29	13	34	26	17	27	19	39	20	30	52	▼	306
<b>Other</b>	2024	49	25	-	-	-	-	-	-	-	-	-	-	74	37%	74
	2023	35	19	52	17	18	12	30	23	9	29	21	9	54	▲	274
<b>Other Criminally Related Matters</b>	2024	7	44	-	-	-	-	-	-	-	-	-	-	51	9%	51
	2023	21	26	25	6	17	9	34	7	15	8	19	6	47	▲	193
<b>Probates/Wills &amp; Trusts - Level 2</b>	2024	3	4	-	-	-	-	-	-	-	-	-	-	7	75%	7
	2023	2	2	-	-	-	-	1	3	1	4	1	-	4	▲	14
<b>Uncontested Divorce</b>	2024	4	3	-	-	-	-	-	-	-	-	-	-	7	133%	7
	2023	1	2	1	2	3	1	4	3	-	-	-	2	3	▲	19

This report reflects data in the case management system. Numbers will update accordingly as reports are refreshed and posted.

Dashboard		Monthly Filings Summary		Jan --- Feb Filings	
<b>Court:</b> Franklin County Circuit	<b>Circuit/Court ID:</b> 22 222067				
<b>Start/End Date:</b> Jan-23 / Feb-24	<b>Type of Case:</b> Filings				
<b>2023 Average Month:</b> 382	<b>2024 Average Month:</b> 369				
<b>Jan-Feb 2023:</b> 780	<b>Jan-Feb 2024 :</b> 738				
<b>Filings Trending:</b> ▼	<b>Overall AVG. Month:</b> 380				

Filings by Division																
Divisions		Jan	Feb	Mar	Apr	May	Jun	Jul	Aug	Sep	Oct	Nov	Dec	Thru Feb	% Change	Total
<b>Total</b>	2024	375	363	-	-	-	-	-	-	-	-	-	-	738	-5%	738
	2023	361	419	438	496	364	406	302	446	258	452	249	390	780	▼	4,581
<b>Civil</b>	2024	28	52	-	-	-	-	-	-	-	-	-	-	80	-4%	80
	2023	45	38	50	39	59	47	67	51	49	55	44	53	83	▼	597
<b>Criminal</b>	2024	180	140	-	-	-	-	-	-	-	-	-	-	320	7%	320
	2023	122	177	186	297	148	196	111	262	78	222	63	176	299	▲	2,038
<b>Concealed Handgun Permits</b>	2024	142	141	-	-	-	-	-	-	-	-	-	-	283	-3%	283
	2023	147	146	166	135	107	120	88	89	82	135	98	122	293	▼	1,435
<b>Miscellaneous/ Other</b>	2024	25	30	-	-	-	-	-	-	-	-	-	-	55	-47%	55
	2023	46	58	36	25	50	43	36	44	49	40	44	39	104	▼	510
<b>Others</b>	2024	-	-	-	-	-	-	-	-	-	-	-	-	0	-100%	0
	2023	1	-	-	-	-	-	-	-	-	-	-	-	1	▼	1

Filings by Case Category																
Case Categories		Jan	Feb	Mar	Apr	May	Jun	Jul	Aug	Sep	Oct	Nov	Dec	Thru Feb	% Change	Total
<b>Administrative Law</b>	2024	-	-	-	-	-	-	-	-	-	-	-	-	0	0	0
	2023	-	-	-	-	1	1	-	-	-	-	-	-	0	↔	2
<b>Capital Murder</b>	2024	-	-	-	-	-	-	-	-	-	-	-	-	0	0	0
	2023	-	-	-	-	-	-	-	1	-	-	-	-	0	↔	1
<b>Contested Divorce</b>	2024	4	3	-	-	-	-	-	-	-	-	-	-	7	-22%	7
	2023	5	4	8	3	2	2	4	5	3	5	3	1	9	▼	45
<b>Domestic and Family - Level 1</b>	2024	3	22	-	-	-	-	-	-	-	-	-	-	25	-19%	25
	2023	20	11	16	11	12	14	30	10	14	30	10	6	31	▼	184
<b>Domestic and Family - Level 2</b>	2024	3	3	-	-	-	-	-	-	-	-	-	-	6	50%	6
	2023	4	-	-	4	4	1	3	6	3	3	1	2	4	▲	31
<b>Felonies and Related Matters</b>	2024	135	113	-	-	-	-	-	-	-	-	-	-	248	-5%	248
	2023	102	158	154	253	124	172	89	209	62	177	52	156	260	▼	1,708
<b>General Civil - Level 1</b>	2024	-	-	-	-	-	-	-	-	-	-	-	-	0	-100%	0
	2023	-	1	-	-	-	-	1	-	-	-	1	-	1	▼	3
<b>General Civil - Level 2</b>	2024	6	9	-	-	-	-	-	-	-	-	-	-	15	67%	15
	2023	5	4	8	7	7	6	9	11	8	6	6	7	9	▲	84
<b>General Civil - Level 3</b>	2024	6	3	-	-	-	-	-	-	-	-	-	-	9	13%	9
	2023	3	5	5	3	17	5	5	3	5	3	8	12	8	▲	74
<b>Miscellaneous Civil</b>	2024	155	164	-	-	-	-	-	-	-	-	-	-	319	-2%	319
	2023	157	167	186	146	125	135	103	110	98	159	119	143	324	▼	1,648
<b>Misdemeanor</b>	2024	40	23	-	-	-	-	-	-	-	-	-	-	63	70%	63
	2023	20	17	30	40	21	22	14	46	14	37	8	32	37	▲	301
<b>Other</b>	2024	9	1	-	-	-	-	-	-	-	-	-	-	10	-85%	10
	2023	31	34	13	13	28	29	17	22	28	16	20	15	65	▼	266
<b>Other Criminally Related Matters</b>	2024	5	6	-	-	-	-	-	-	-	-	-	-	11	175%	11
	2023	2	2	2	4	3	4	8	7	4	8	3	4	4	▲	51
<b>Probates/Wills &amp; Trusts - Level 1</b>	2024	-	-	-	-	-	-	-	-	-	-	-	-	0	0	0
	2023	-	-	-	-	-	1	-	-	-	-	-	2	0	↔	3
<b>Probates/Wills &amp; Trusts - Level 2</b>	2024	2	4	-	-	-	-	-	-	-	-	-	-	6	-33%	6
	2023	6	3	5	3	4	5	2	6	4	-	2	2	9	▼	42
<b>Protective Orders</b>	2024	-	-	-	-	-	-	-	-	-	-	-	-	0	-100%	0
	2023	-	2	2	1	-	1	-	-	-	-	3	-	2	▼	9
<b>Uncontested Divorce</b>	2024	7	12	-	-	-	-	-	-	-	-	-	-	19	12%	19
	2023	6	11	9	8	16	8	17	10	15	7	14	8	17	▲	129

This report reflects data in the case management system. Numbers will update accordingly as reports are refreshed and posted.



# PLN-CCMS-10.01 CASELOAD STATISTICS OF THE CIRCUIT COURTS

Pittsylvania

January 2023 -- February 2024 Filings


Alexandria and Fairfax Circuit are not Included in State Totals

## Dashboard

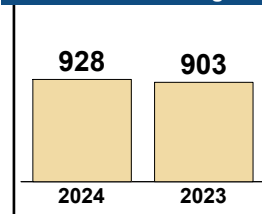
**Court:** Pittsylvania Circuit  
**Start/End Date:** Jan-23 / Feb-24  
**2023 Average Month:** 373  
**Jan-Feb 2023:** 903  
**Filings Trending:** ▲

**Circuit/Court ID:** 22 222143  
**Type of Case:** Filings  
**2024 Average Month:** 464  
**Jan-Feb 2024 :** 928  
**Overall AVG. Month:** 386

## Monthly Filings Summary



## Jan --- Feb Filings



## Filings by Division

Divisions		Jan	Feb	Mar	Apr	May	Jun	Jul	Aug	Sep	Oct	Nov	Dec	Thru Feb	% Change	Total
<b>Total</b>	2024	468	460	-	-	-	-	-	-	-	-	-	-	928	3%	928
	2023	461	442	434	304	348	344	328	412	411	362	332	294	903	▲	4,472
<b>Civil</b>	2024	28	43	-	-	-	-	-	-	-	-	-	-	71	4%	71
	2023	29	39	49	29	29	47	33	42	39	34	36	24	68	▲	430
<b>Criminal</b>	2024	118	178	-	-	-	-	-	-	-	-	-	-	296	16%	296
	2023	108	148	116	73	77	127	123	163	145	128	86	86	256	▲	1,380
<b>Concealed Handgun Permits</b>	2024	170	164	-	-	-	-	-	-	-	-	-	-	334	-11%	334
	2023	201	173	185	137	140	116	109	123	137	138	145	124	374	▼	1,728
<b>Miscellaneous/ Other</b>	2024	120	69	-	-	-	-	-	-	-	-	-	-	189	-7%	189
	2023	121	82	83	65	101	52	61	84	90	62	64	60	203	▼	925
<b>Others</b>	2024	32	6	-	-	-	-	-	-	-	-	-	-	38	1,800%	38
	2023	2	-	1	-	1	2	2	-	-	-	1	-	2	▲	9

## Filings by Case Category

Case Categories		Jan	Feb	Mar	Apr	May	Jun	Jul	Aug	Sep	Oct	Nov	Dec	Thru Feb	% Change	Total
<b>Administrative Law</b>	2024	-	-	-	-	-	-	-	-	-	-	-	-	0	-100%	0
	2023	1	-	1	-	-	1	-	-	-	-	-	-	1	▼	3
<b>Contested Divorce</b>	2024	1	4	-	-	-	-	-	-	-	-	-	-	5	-50%	5
	2023	5	5	3	1	3	6	5	7	3	5	6	4	10	▼	53
<b>Domestic and Family - Level 1</b>	2024	7	12	-	-	-	-	-	-	-	-	-	-	19	27%	19
	2023	3	12	9	7	8	14	5	12	22	9	4	5	15	▲	110
<b>Domestic and Family - Level 2</b>	2024	-	4	-	-	-	-	-	-	-	-	-	-	4	4	4
	2023	-	-	7	4	3	1	-	2	2	2	4	2	0	↔	27
<b>Felonies and Related Matters</b>	2024	74	138	-	-	-	-	-	-	-	-	-	-	212	7%	212
	2023	82	117	80	53	54	96	93	142	101	104	70	69	199	▲	1,061
<b>General Civil - Level 1</b>	2024	1	-	-	-	-	-	-	-	-	-	-	-	1	1	1
	2023	-	-	-	-	1	-	-	1	1	-	-	2	0	↔	5
<b>General Civil - Level 2</b>	2024	2	12	-	-	-	-	-	-	-	-	-	-	14	133%	14
	2023	2	4	6	5	4	6	1	9	1	3	5	2	6	▲	48
<b>General Civil - Level 3</b>	2024	6	8	-	-	-	-	-	-	-	-	-	-	14	8%	14
	2023	9	4	9	2	5	7	6	7	6	8	5	2	13	▲	70
<b>Miscellaneous Civil</b>	2024	192	191	-	-	-	-	-	-	-	-	-	-	383	-10%	383
	2023	226	201	215	158	174	136	125	151	161	156	165	142	427	▼	2,010
<b>Misdemeanor</b>	2024	38	33	-	-	-	-	-	-	-	-	-	-	71	42%	71
	2023	25	25	35	16	24	27	25	15	40	18	16	15	50	▲	281
<b>Other</b>	2024	126	44	-	-	-	-	-	-	-	-	-	-	170	16%	170
	2023	98	49	48	43	67	31	46	50	64	41	44	43	147	▲	624
<b>Other Criminally Related Matters</b>	2024	6	7	-	-	-	-	-	-	-	-	-	-	13	86%	13
	2023	1	6	2	4	-	5	5	6	5	6	3	2	7	▲	45
<b>Probates/Wills &amp; Trusts - Level 1</b>	2024	-	-	-	-	-	-	-	-	-	-	-	-	0	-100%	0
	2023	-	1	-	1	-	-	-	-	-	1	-	1	1	▼	4
<b>Probates/Wills &amp; Trusts - Level 2</b>	2024	-	-	-	-	-	-	-	-	-	-	-	-	0	-100%	0
	2023	-	5	5	-	1	-	3	-	2	3	2	1	5	▼	22
<b>Uncontested Divorce</b>	2024	15	7	-	-	-	-	-	-	-	-	-	-	22	0%	22
	2023	9	13	14	10	4	14	14	10	3	6	8	4	22	↔	109


This report reflects data in the case management system. Numbers will update accordingly as reports are refreshed and posted.

Dashboard

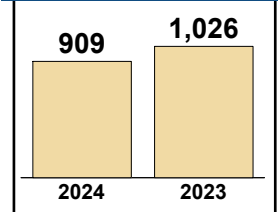
**Court:** Danville Circuit  
**Start/End Date:** Jan-23 / Feb-24  
**2023 Average Month:** 399  
**Jan-Feb 2023:** 1,026  
**Filings Trending:** ▼

**Circuit/Court ID:** 22 222590  
**Type of Case:** Filings  
**2024 Average Month:**455  
**Jan-Feb 2024 :** 909  
**Overall AVG. Month:** 407

Monthly Filings Summary



Jan --- Feb Filings



Filings by Division

Divisions		Jan	Feb	Mar	Apr	May	Jun	Jul	Aug	Sep	Oct	Nov	Dec	Thru Feb	% Change	Total
<b>Total</b>	2024	519	390	-	-	-	-	-	-	-	-	-	-	909	-11%	909
	2023	497	529	430	374	407	355	336	400	394	431	360	279	1,026	▼	4,792
<b>Civil</b>	2024	23	35	-	-	-	-	-	-	-	-	-	-	58	61%	58
	2023	20	16	39	30	21	24	23	39	35	22	40	31	36	▲	340
<b>Criminal</b>	2024	319	245	-	-	-	-	-	-	-	-	-	-	564	-14%	564
	2023	311	343	221	194	208	187	180	244	227	271	187	134	654	▼	2,707
<b>Concealed Handgun Permits</b>	2024	47	31	-	-	-	-	-	-	-	-	-	-	78	-40%	78
	2023	64	67	72	58	48	46	47	39	51	42	52	56	131	▼	642
<b>Miscellaneous/Other</b>	2024	123	67	-	-	-	-	-	-	-	-	-	-	190	-5%	190
	2023	99	102	97	92	129	98	86	78	81	96	80	57	201	▼	1,095
<b>Others</b>	2024	7	12	-	-	-	-	-	-	-	-	-	-	19	375%	19
	2023	3	1	1	-	1	-	-	-	-	-	1	1	4	▲	8

Filings by Case Category

Case Categories		Jan	Feb	Mar	Apr	May	Jun	Jul	Aug	Sep	Oct	Nov	Dec	Thru Feb	% Change	Total
<b>Administrative Law</b>	2024	-	-	-	-	-	-	-	-	-	-	-	-	0	0	0
	2023	-	-	-	-	-	1	1	1	-	-	-	-	0	↔	3
<b>Capital Murder</b>	2024	-	-	-	-	-	-	-	-	-	-	-	-	0	0	0
	2023	-	-	-	2	-	-	-	-	-	-	-	-	0	↔	2
<b>Contested Divorce</b>	2024	5	3	-	-	-	-	-	-	-	-	-	-	8	700%	8
	2023	-	1	5	2	3	1	2	2	3	-	3	1	1	▲	23
<b>Domestic and Family - Level 1</b>	2024	1	6	-	-	-	-	-	-	-	-	-	-	7	-22%	7
	2023	6	3	9	3	3	1	8	5	11	9	6	12	9	▼	76
<b>Domestic and Family - Level 2</b>	2024	2	2	-	-	-	-	-	-	-	-	-	-	4	4	4
	2023	-	-	1	7	1	-	1	-	-	1	-	12	0	↔	23
<b>Felonies and Related Matters</b>	2024	214	166	-	-	-	-	-	-	-	-	-	-	380	-16%	380
	2023	208	247	144	139	142	133	136	181	162	207	153	85	455	▼	1,937
<b>General Civil - Level 1</b>	2024	1	1	-	-	-	-	-	-	-	-	-	-	2	2	2
	2023	-	-	1	-	1	1	-	-	1	-	-	2	0	↔	6
<b>General Civil - Level 2</b>	2024	9	6	-	-	-	-	-	-	-	-	-	-	15	67%	15
	2023	7	2	6	2	8	4	5	5	4	5	4	3	9	▲	55
<b>General Civil - Level 3</b>	2024	8	8	-	-	-	-	-	-	-	-	-	-	16	-16%	16
	2023	11	8	13	9	8	4	5	14	5	5	13	7	19	▼	102
<b>Miscellaneous Civil</b>	2024	63	59	-	-	-	-	-	-	-	-	-	-	122	-27%	122
	2023	79	88	91	69	64	63	65	60	68	56	66	65	167	▼	834
<b>Misdemeanor</b>	2024	99	85	-	-	-	-	-	-	-	-	-	-	184	-1%	184
	2023	94	91	58	45	53	55	35	61	60	57	47	38	185	▼	694
<b>Other</b>	2024	101	44	-	-	-	-	-	-	-	-	-	-	145	-8%	145
	2023	80	77	72	77	103	76	65	49	58	77	59	43	157	▼	836
<b>Other Criminally Related Matters</b>	2024	6	4	-	-	-	-	-	-	-	-	-	-	10	-38%	10
	2023	9	7	20	13	13	12	10	8	11	8	4	11	16	▼	126
<b>Probates/Wills &amp; Trusts - Level 2</b>	2024	-	-	-	-	-	-	-	-	-	-	-	-	0	-100%	0
	2023	-	1	2	2	1	-	3	5	2	2	-	-	1	▼	18
<b>Uncontested Divorce</b>	2024	10	6	-	-	-	-	-	-	-	-	-	-	16	129%	16
	2023	3	4	8	4	7	4	-	9	9	4	5	-	7	▲	57

**PLN-CCMS-10.01 CASELOAD STATISTICS OF THE CIRCUIT COURTS**

**Roanoke County**

January 2023 -- February 2024 Filings


Alexandria and Fairfax Circuit are not Included in State Totals

**Dashboard**

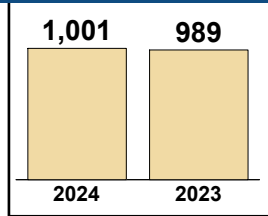
**Court:** Roanoke County Circuit  
**Start/End Date:** Jan-23 / Feb-24  
**2023 Average Month:** 445  
**Jan-Feb 2023:** 989  
**Filings Trending:** ↔

**Circuit/Court ID:** 23 223161  
**Type of Case:** Filings  
**2024 Average Month:**501  
**Jan-Feb 2024 :** 1,001  
**Overall AVG. Month:** 453

**Monthly Filings Summary**



**Jan --- Feb Filings**



**Filings by Division**

Divisions	Jan	Feb	Mar	Apr	May	Jun	Jul	Aug	Sep	Oct	Nov	Dec	Thru Feb	% Change	Total
<b>Total</b>	441	560	-	-	-	-	-	-	-	-	-	-	1,001	1%	1,001
2023	442	547	550	467	433	431	351	488	381	476	337	432	989	▲	5,335
<b>Civil</b>	48	72	-	-	-	-	-	-	-	-	-	-	120	14%	120
2023	55	50	64	50	46	52	54	57	46	64	40	50	105	▲	628
<b>Criminal</b>	137	211	-	-	-	-	-	-	-	-	-	-	348	4%	348
2023	127	209	156	178	141	174	102	219	132	181	92	191	336	▲	1,902
<b>Concealed Handgun Permits</b>	180	202	-	-	-	-	-	-	-	-	-	-	382	-9%	382
2023	200	221	237	164	192	160	130	130	133	145	150	128	421	▼	1,990
<b>Miscellaneous/Other</b>	76	75	-	-	-	-	-	-	-	-	-	-	151	19%	151
2023	60	67	93	75	54	45	65	82	70	86	55	63	127	▲	815

**Filings by Case Category**

Case Categories	Jan	Feb	Mar	Apr	May	Jun	Jul	Aug	Sep	Oct	Nov	Dec	Thru Feb	% Change	Total
<b>Administrative Law</b>	1	-	-	-	-	-	-	-	-	-	-	-	1	0%	1
2023	-	1	1	-	-	-	-	-	-	1	-	-	1	↔	3
<b>Capital Murder</b>	-	-	-	-	-	-	1	-	-	-	-	-	0	0	0
2023	-	-	-	-	-	1	-	-	-	-	-	-	0	↔	1
<b>Contested Divorce</b>	6	3	-	-	-	-	-	-	-	-	-	-	9	-18%	9
2023	7	4	10	6	4	5	5	7	6	9	5	5	11	▼	73
<b>Domestic and Family - Level 1</b>	11	23	-	-	-	-	-	-	-	-	-	-	34	278%	34
2023	3	6	6	9	13	2	8	8	4	12	3	5	9	▲	79
<b>Domestic and Family - Level 2</b>	2	5	-	-	-	-	-	-	-	-	-	-	7	17%	7
2023	3	3	5	3	2	1	3	3	2	4	5	-	6	▲	34
<b>Felonies and Related Matters</b>	98	166	-	-	-	-	-	-	-	-	-	-	264	-8%	264
2023	106	182	125	129	107	127	82	168	107	134	66	152	288	▼	1,485
<b>General Civil - Level 1</b>	3	-	-	-	-	-	-	-	-	-	-	-	3	200%	3
2023	-	1	1	1	-	1	-	-	-	1	-	-	1	▲	5
<b>General Civil - Level 2</b>	7	8	-	-	-	-	-	-	-	-	-	-	15	-21%	15
2023	10	9	8	9	10	10	9	10	12	8	6	10	19	▼	111
<b>General Civil - Level 3</b>	5	9	-	-	-	-	-	-	-	-	-	-	14	17%	14
2023	9	3	7	4	6	14	10	8	5	6	5	15	12	▲	92
<b>Miscellaneous Civil</b>	227	251	-	-	-	-	-	-	-	-	-	-	478	-3%	478
2023	239	254	296	209	224	185	166	178	183	185	173	160	493	▼	2,452
<b>Misdemeanor</b>	30	35	-	-	-	-	-	-	-	-	-	-	65	81%	65
2023	15	21	24	45	27	34	16	36	21	34	14	31	36	▲	318
<b>Other</b>	29	25	-	-	-	-	-	-	-	-	-	-	54	-7%	54
2023	21	37	33	25	18	19	26	34	19	41	32	27	58	▼	332
<b>Other Criminally Related Matters</b>	9	15	-	-	-	-	-	-	-	-	-	-	24	100%	24
2023	6	6	7	4	7	12	4	15	4	14	12	8	12	▲	99
<b>Probates/Wills &amp; Trusts - Level 1</b>	1	-	-	-	-	-	-	-	-	-	-	-	1	0%	1
2023	-	1	-	-	-	2	-	1	-	1	-	1	1	↔	6
<b>Probates/Wills &amp; Trusts - Level 2</b>	3	3	-	-	-	-	-	-	-	-	-	-	6	-45%	6
2023	5	6	2	4	6	4	3	6	3	8	5	3	11	▼	55
<b>Uncontested Divorce</b>	9	17	-	-	-	-	-	-	-	-	-	-	26	-16%	26
2023	18	13	25	19	9	14	19	14	15	18	11	15	31	▼	190

This report reflects data in the case management system. Numbers will update accordingly as reports are refreshed and posted.

**PLN-CCMS-10.01 CASELOAD STATISTICS OF THE CIRCUIT COURTS**

**Roanoke**

January 2023 -- February 2024 Filings


Alexandria and Fairfax Circuit are not Included in State Totals

**Dashboard**

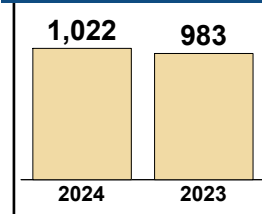
**Court:** Roanoke Circuit  
**Start/End Date:** Jan-23 / Feb-24  
**2023 Average Month:** 477  
**Jan-Feb 2023:** 983  
**Filings Trending:** ▲

**Circuit/Court ID:** 23 223770  
**Type of Case:** Filings  
**2024 Average Month:** 511  
**Jan-Feb 2024 :** 1,022  
**Overall AVG. Month:** 482

**Monthly Filings Summary**



**Jan --- Feb Filings**



**Filings by Division**

Divisions		Jan	Feb	Mar	Apr	May	Jun	Jul	Aug	Sep	Oct	Nov	Dec	Thru Feb	% Change	Total
<b>Total</b>	2024	456	566	-	-	-	-	-	-	-	-	-	-	1,022	4%	1,022
	2023	496	487	526	463	534	420	467	549	457	428	472	427	983	▲	5,726
<b>Civil</b>	2024	90	119	-	-	-	-	-	-	-	-	-	-	209	9%	209
	2023	94	98	118	104	104	108	112	163	113	88	81	113	192	▲	1,296
<b>Criminal</b>	2024	163	214	-	-	-	-	-	-	-	-	-	-	377	0%	377
	2023	186	192	199	147	187	130	168	187	156	162	183	153	378	▼	2,050
<b>Concealed Handgun Permits</b>	2024	69	102	-	-	-	-	-	-	-	-	-	-	171	-15%	171
	2023	106	95	121	106	118	99	69	78	75	74	85	53	201	▼	1,079
<b>Miscellaneous/ Other</b>	2024	134	131	-	-	-	-	-	-	-	-	-	-	265	26%	265
	2023	110	101	88	105	125	83	118	121	113	103	123	108	211	▲	1,298
<b>Others</b>	2024	-	-	-	-	-	-	-	-	-	-	-	-	0	-100%	0
	2023	-	1	-	1	-	-	-	-	-	-	1	-	1	▼	3

**Filings by Case Category**

Case Categories		Jan	Feb	Mar	Apr	May	Jun	Jul	Aug	Sep	Oct	Nov	Dec	Thru Feb	% Change	Total
<b>Administrative Law</b>	2024	1	-	-	-	-	-	-	-	-	-	-	-	1	0%	1
	2023	-	1	1	-	-	-	-	-	1	-	-	-	1	↔	3
<b>Capital Murder</b>	2024	-	-	-	-	-	-	-	-	-	-	-	-	0	-100%	0
	2023	3	-	-	-	-	-	-	-	-	-	-	-	3	▼	3
<b>Contested Divorce</b>	2024	7	7	-	-	-	-	-	-	-	-	-	-	14	-13%	14
	2023	9	7	8	16	10	7	7	12	10	4	14	8	16	▼	112
<b>Domestic and Family - Level 1</b>	2024	20	37	-	-	-	-	-	-	-	-	-	-	57	6%	57
	2023	29	25	22	20	25	42	62	68	45	33	14	39	54	▲	424
<b>Domestic and Family - Level 2</b>	2024	10	7	-	-	-	-	-	-	-	-	-	-	17	55%	17
	2023	3	8	8	2	1	1	2	6	6	2	4	2	11	▲	45
<b>Felonies and Related Matters</b>	2024	110	168	-	-	-	-	-	-	-	-	-	-	278	0%	278
	2023	136	142	152	109	139	87	133	141	121	132	137	113	278	↔	1,542
<b>General Civil - Level 1</b>	2024	2	4	-	-	-	-	-	-	-	-	-	-	6	200%	6
	2023	-	2	6	7	5	3	3	2	1	-	-	-	2	▲	29
<b>General Civil - Level 2</b>	2024	25	24	-	-	-	-	-	-	-	-	-	-	49	69%	49
	2023	12	17	20	11	13	17	12	29	10	17	16	15	29	▲	189
<b>General Civil - Level 3</b>	2024	5	16	-	-	-	-	-	-	-	-	-	-	21	91%	21
	2023	4	7	22	12	11	9	17	13	6	5	10	9	11	▲	125
<b>Miscellaneous Civil</b>	2024	124	145	-	-	-	-	-	-	-	-	-	-	269	-9%	269
	2023	152	142	159	151	187	132	122	142	107	110	137	85	294	▼	1,626
<b>Misdemeanor</b>	2024	32	34	-	-	-	-	-	-	-	-	-	-	66	5%	66
	2023	25	38	27	18	28	27	22	24	23	18	21	42	63	▲	313
<b>Other</b>	2024	73	87	-	-	-	-	-	-	-	-	-	-	160	29%	160
	2023	68	56	52	61	60	47	61	55	83	68	68	71	124	▲	750
<b>Other Criminally Related Matters</b>	2024	22	20	-	-	-	-	-	-	-	-	-	-	42	20%	42
	2023	22	13	21	22	20	16	13	22	12	15	25	13	35	▲	214
<b>Probates/Wills &amp; Trusts - Level 1</b>	2024	-	2	-	-	-	-	-	-	-	-	-	-	2	2	2
	2023	-	-	2	-	-	1	-	1	-	-	-	-	0	↔	4
<b>Probates/Wills &amp; Trusts - Level 2</b>	2024	2	1	-	-	-	-	-	-	-	-	-	-	3	-79%	3
	2023	3	11	3	5	8	6	2	2	3	3	3	6	14	▼	55
<b>Uncontested Divorce</b>	2024	23	14	-	-	-	-	-	-	-	-	-	-	37	-23%	37
	2023	30	18	23	29	27	25	11	32	29	21	23	24	48	▼	292


This report reflects data in the case management system. Numbers will update accordingly as reports are refreshed and posted.

Dashboard

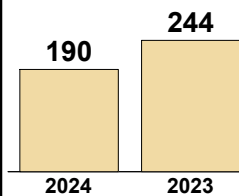
Court: Salem Circuit  
 Start/End Date: Jan-23 / Feb-24  
 2023 Average Month: 107  
 Jan-Feb 2023: 244  
 Filings Trending: ▼

Circuit/Court ID: 23 223775  
 Type of Case: Filings  
 2024 Average Month:95  
 Jan-Feb 2024 : 190  
 Overall AVG. Month: 105

Monthly Filings Summary



Jan --- Feb Filings



Filings by Division

Divisions		Jan	Feb	Mar	Apr	May	Jun	Jul	Aug	Sep	Oct	Nov	Dec	Thru Feb	% Change	Total
<b>Total</b>	2024	87	103	-	-	-	-	-	-	-	-	-	-	190	-22%	190
	2023	126	118	119	88	91	125	91	120	94	87	125	102	244	▼	1,286
<b>Civil</b>	2024	18	18	-	-	-	-	-	-	-	-	-	-	36	13%	36
	2023	13	19	9	10	15	14	12	17	16	18	14	13	32	▲	170
<b>Criminal</b>	2024	28	47	-	-	-	-	-	-	-	-	-	-	75	-32%	75
	2023	61	50	57	43	33	63	52	62	48	25	71	55	111	▼	620
<b>Concealed Handgun Permits</b>	2024	35	33	-	-	-	-	-	-	-	-	-	-	68	-20%	68
	2023	46	39	37	26	33	37	22	31	24	36	30	28	85	▼	389
<b>Miscellaneous/ Other</b>	2024	6	5	-	-	-	-	-	-	-	-	-	-	11	-31%	11
	2023	6	10	15	9	10	11	5	10	6	8	10	6	16	▼	106
<b>Others</b>	2024	-	-	-	-	-	-	-	-	-	-	-	-	0	0	0
	2023	-	-	1	-	-	-	-	-	-	-	-	-	0	↔	1

Filings by Case Category

Case Categories		Jan	Feb	Mar	Apr	May	Jun	Jul	Aug	Sep	Oct	Nov	Dec	Thru Feb	% Change	Total
<b>Contested Divorce</b>	2024	1	3	-	-	-	-	-	-	-	-	-	-	4	4	4
	2023	-	-	2	-	3	2	1	3	3	2	3	-	0	↔	19
<b>Domestic and Family - Level 1</b>	2024	1	2	-	-	-	-	-	-	-	-	-	-	3	-79%	3
	2023	3	11	-	4	2	3	2	4	3	3	1	3	14	▼	39
<b>Domestic and Family - Level 2</b>	2024	2	-	-	-	-	-	-	-	-	-	-	-	2	0%	2
	2023	-	2	-	1	1	3	1	1	-	1	1	-	2	↔	11
<b>Felonies and Related Matters</b>	2024	21	36	-	-	-	-	-	-	-	-	-	-	57	-28%	57
	2023	41	38	53	37	23	56	32	55	45	26	49	43	79	▼	498
<b>General Civil - Level 1</b>	2024	-	1	-	-	-	-	-	-	-	-	-	-	1	1	1
	2023	-	-	1	-	1	-	-	-	-	-	-	-	0	↔	2
<b>General Civil - Level 2</b>	2024	9	6	-	-	-	-	-	-	-	-	-	-	15	150%	15
	2023	4	2	9	1	2	5	3	3	4	3	2	1	6	▲	39
<b>General Civil - Level 3</b>	2024	-	1	-	-	-	-	-	-	-	-	-	-	1	-67%	1
	2023	1	2	2	-	-	1	-	-	-	-	2	3	3	▼	11
<b>Miscellaneous Civil</b>	2024	41	38	-	-	-	-	-	-	-	-	-	-	79	-23%	79
	2023	54	49	41	34	43	45	27	41	28	43	39	32	103	▼	476
<b>Misdemeanor</b>	2024	6	8	-	-	-	-	-	-	-	-	-	-	14	-46%	14
	2023	18	8	4	5	9	7	19	4	3	-	22	9	26	▼	108
<b>Other</b>	2024	1	1	-	-	-	-	-	-	-	-	-	-	2	2	2
	2023	-	-	2	-	-	-	-	-	-	-	1	-	0	↔	3
<b>Other Criminally Related Matters</b>	2024	3	3	-	-	-	-	-	-	-	-	-	-	6	0%	6
	2023	2	4	-	2	1	-	1	3	-	1	-	4	6	↔	18
<b>Probates/Wills &amp; Trusts - Level 1</b>	2024	-	-	-	-	-	-	-	-	-	-	-	-	0	0	0
	2023	-	-	1	1	-	-	-	-	-	-	-	-	0	↔	2
<b>Probates/Wills &amp; Trusts - Level 2</b>	2024	1	-	-	-	-	-	-	-	-	-	-	-	1	1	1
	2023	-	-	1	3	2	1	-	2	2	3	2	2	0	↔	18
<b>Uncontested Divorce</b>	2024	1	4	-	-	-	-	-	-	-	-	-	-	5	0%	5
	2023	3	2	3	-	4	2	5	4	6	4	4	5	5	↔	42

# PLN-CCMS-10.01 CASELOAD STATISTICS OF THE CIRCUIT COURTS

Amherst

January 2023 -- February 2024 Filings


Alexandria and Fairfax Circuit are not Included in State Totals

## Dashboard

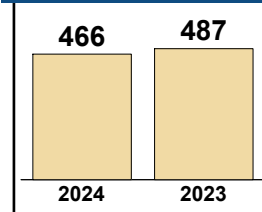
**Court:** Amherst Circuit  
**Start/End Date:** Jan-23 / Feb-24  
**2023 Average Month:** 216  
**Jan-Feb 2023:** 487  
**Filings Trending:** ▼

**Circuit/Court ID:** 24 224009  
**Type of Case:** Filings  
**2024 Average Month:** 233  
**Jan-Feb 2024 :** 466  
**Overall AVG. Month:** 219

## Monthly Filings Summary



## Jan --- Feb Filings



## Filings by Division

Divisions		Jan	Feb	Mar	Apr	May	Jun	Jul	Aug	Sep	Oct	Nov	Dec	Thru Feb	% Change	Total
<b>Total</b>	2024	228	238	-	-	-	-	-	-	-	-	-	-	466	-4%	466
	2023	285	202	233	199	228	232	196	208	229	225	153	207	487	▼	2,597
<b>Civil</b>	2024	15	23	-	-	-	-	-	-	-	-	-	-	38	12%	38
	2023	25	9	28	24	30	27	16	16	19	35	7	11	34	▲	247
<b>Criminal</b>	2024	67	87	-	-	-	-	-	-	-	-	-	-	154	7%	154
	2023	91	53	53	59	53	76	75	57	95	66	41	63	144	▲	782
<b>Concealed Handgun Permits</b>	2024	75	81	-	-	-	-	-	-	-	-	-	-	156	-12%	156
	2023	95	82	92	74	72	65	50	55	53	84	66	65	177	▼	853
<b>Miscellaneous/ Other</b>	2024	71	47	-	-	-	-	-	-	-	-	-	-	118	-10%	118
	2023	74	57	59	42	73	64	55	80	62	40	39	68	131	▼	713
<b>Others</b>	2024	-	-	-	-	-	-	-	-	-	-	-	-	0	-100%	0
	2023	-	1	1	-	-	-	-	-	-	-	-	-	1	▼	2

## Filings by Case Category

Case Categories		Jan	Feb	Mar	Apr	May	Jun	Jul	Aug	Sep	Oct	Nov	Dec	Thru Feb	% Change	Total
<b>Administrative Law</b>	2024	1	-	-	-	-	-	-	-	-	-	-	-	1	1	1
	2023	-	-	-	-	-	1	-	-	1	-	-	-	0	↔	2
<b>Capital Murder</b>	2024	1	1	-	-	-	-	-	-	-	-	-	-	2	2	2
	2023	-	-	-	-	-	-	1	-	-	-	-	-	0	↔	1
<b>Contested Divorce</b>	2024	1	4	-	-	-	-	-	-	-	-	-	-	5	25%	5
	2023	2	2	3	1	2	2	-	1	-	1	-	-	4	▲	14
<b>Domestic and Family - Level 1</b>	2024	-	3	-	-	-	-	-	-	-	-	-	-	3	-63%	3
	2023	8	-	14	10	5	15	1	4	10	19	2	2	8	▼	90
<b>Domestic and Family - Level 2</b>	2024	3	1	-	-	-	-	-	-	-	-	-	-	4	-20%	4
	2023	2	3	2	3	1	-	2	1	-	1	-	1	5	▼	16
<b>Felonies and Related Matters</b>	2024	55	49	-	-	-	-	-	-	-	-	-	-	104	41%	104
	2023	43	31	32	38	34	49	44	32	54	37	30	44	74	▲	468
<b>General Civil - Level 2</b>	2024	2	2	-	-	-	-	-	-	-	-	-	-	4	-50%	4
	2023	4	4	1	2	3	1	9	6	4	3	1	1	8	▼	39
<b>General Civil - Level 3</b>	2024	1	8	-	-	-	-	-	-	-	-	-	-	9	800%	9
	2023	1	-	3	2	3	3	-	2	2	3	2	-	1	▲	21
<b>Miscellaneous Civil</b>	2024	87	90	-	-	-	-	-	-	-	-	-	-	177	-10%	177
	2023	104	93	103	85	87	73	59	67	71	94	76	83	197	▼	995
<b>Misdemeanor</b>	2024	9	25	-	-	-	-	-	-	-	-	-	-	34	-21%	34
	2023	26	17	17	13	20	12	20	12	20	8	9	17	43	▼	191
<b>Other</b>	2024	58	38	-	-	-	-	-	-	-	-	-	-	96	-13%	96
	2023	63	47	49	31	58	56	45	68	43	29	29	51	110	▼	569
<b>Other Criminally Related Matters</b>	2024	2	12	-	-	-	-	-	-	-	-	-	-	14	-48%	14
	2023	22	5	4	8	8	15	10	13	21	21	2	2	27	▼	131
<b>Probates/Wills &amp; Trusts - Level 1</b>	2024	-	-	-	-	-	-	-	-	-	-	-	-	0	0	0
	2023	-	-	1	-	1	-	-	-	1	1	-	-	0	↔	4
<b>Probates/Wills &amp; Trusts - Level 2</b>	2024	2	1	-	-	-	-	-	-	-	-	-	-	3	0%	3
	2023	3	-	2	1	-	-	1	1	-	1	-	-	3	↔	9
<b>Uncontested Divorce</b>	2024	6	4	-	-	-	-	-	-	-	-	-	-	10	43%	10
	2023	7	-	2	5	6	5	4	1	2	7	2	6	7	▲	47


This report reflects data in the case management system. Numbers will update accordingly as reports are refreshed and posted.

Dashboard

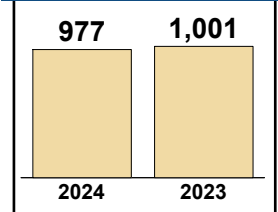
**Court:** Bedford Circuit  
**Start/End Date:** Jan-23 / Feb-24  
**2023 Average Month:** 451  
**Jan-Feb 2023:** 1,001  
**Filings Trending:** ↔

**Circuit/Court ID:** 24 224019  
**Type of Case:** Filings  
**2024 Average Month:** 489  
**Jan-Feb 2024 :** 977  
**Overall AVG. Month:** 457

Monthly Filings Summary



Jan --- Feb Filings



Filings by Division

Divisions		Jan	Feb	Mar	Apr	May	Jun	Jul	Aug	Sep	Oct	Nov	Dec	Thru Feb	% Change	Total
<b>Total</b>	2024	436	541	-	-	-	-	-	-	-	-	-	-	977	-2%	977
	2023	535	466	573	466	486	460	392	431	388	447	429	344	1,001	▼	5,417
<b>Civil</b>	2024	47	74	-	-	-	-	-	-	-	-	-	-	121	11%	121
	2023	42	67	66	62	70	67	50	63	64	78	49	38	109	▲	716
<b>Criminal</b>	2024	89	149	-	-	-	-	-	-	-	-	-	-	238	17%	238
	2023	119	84	137	136	127	137	107	139	118	88	101	90	203	▲	1,383
<b>Concealed Handgun Permits</b>	2024	222	232	-	-	-	-	-	-	-	-	-	-	454	-22%	454
	2023	325	260	275	211	209	192	172	160	154	219	219	158	585	▼	2,554
<b>Miscellaneous/ Other</b>	2024	78	86	-	-	-	-	-	-	-	-	-	-	164	58%	164
	2023	49	55	95	57	79	64	63	69	52	62	60	58	104	▲	763
<b>Others</b>	2024	-	-	-	-	-	-	-	-	-	-	-	-	0	0	0
	2023	-	-	-	-	1	-	-	-	-	-	-	-	0	↔	1

Filings by Case Category

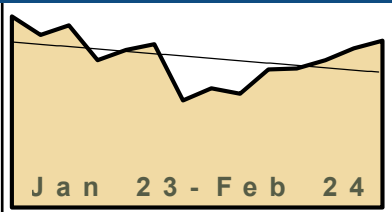
Case Categories		Jan	Feb	Mar	Apr	May	Jun	Jul	Aug	Sep	Oct	Nov	Dec	Thru Feb	% Change	Total
<b>Administrative Law</b>	2024	-	-	-	-	-	-	-	-	-	-	-	-	0	0	0
	2023	-	-	-	-	-	1	1	-	-	-	-	1	0	↔	3
<b>Capital Murder</b>	2024	-	-	-	-	-	-	-	-	-	-	-	-	0	0	0
	2023	-	-	-	-	-	-	1	-	-	-	-	-	0	↔	1
<b>Contested Divorce</b>	2024	4	6	-	-	-	-	-	-	-	-	-	-	10	-29%	10
	2023	6	8	9	3	2	11	5	8	6	2	1	2	14	▼	63
<b>Domestic and Family - Level 1</b>	2024	7	19	-	-	-	-	-	-	-	-	-	-	26	53%	26
	2023	9	8	9	12	10	9	11	8	20	21	14	7	17	▲	138
<b>Domestic and Family - Level 2</b>	2024	5	8	-	-	-	-	-	-	-	-	-	-	13	-38%	13
	2023	4	17	5	9	4	7	5	12	7	3	4	3	21	▼	80
<b>Felonies and Related Matters</b>	2024	73	117	-	-	-	-	-	-	-	-	-	-	190	19%	190
	2023	93	67	106	113	94	66	85	88	83	38	75	55	160	▲	963
<b>General Civil - Level 1</b>	2024	1	-	-	-	-	-	-	-	-	-	-	-	1	-50%	1
	2023	1	1	-	-	1	-	-	-	-	1	2	-	2	▼	6
<b>General Civil - Level 2</b>	2024	11	9	-	-	-	-	-	-	-	-	-	-	20	11%	20
	2023	9	9	15	16	17	5	12	15	10	23	10	7	18	▲	148
<b>General Civil - Level 3</b>	2024	8	6	-	-	-	-	-	-	-	-	-	-	14	27%	14
	2023	4	7	7	8	14	10	8	1	3	9	7	10	11	▲	88
<b>Miscellaneous Civil</b>	2024	251	274	-	-	-	-	-	-	-	-	-	-	525	-19%	525
	2023	356	289	323	240	242	221	209	200	182	250	250	185	645	▼	2,947
<b>Misdemeanor</b>	2024	11	20	-	-	-	-	-	-	-	-	-	-	31	48%	31
	2023	13	8	19	5	17	12	21	42	15	24	20	24	21	▲	220
<b>Other</b>	2024	43	43	-	-	-	-	-	-	-	-	-	-	86	115%	86
	2023	15	25	41	25	45	32	23	28	20	27	26	30	40	▲	337
<b>Other Criminally Related Matters</b>	2024	5	12	-	-	-	-	-	-	-	-	-	-	17	-23%	17
	2023	13	9	14	21	21	60	-	9	20	26	6	11	22	▼	210
<b>Probates/Wills &amp; Trusts - Level 1</b>	2024	-	-	-	-	-	-	-	-	-	-	-	-	0	-100%	0
	2023	2	-	-	-	-	-	-	3	-	1	-	-	2	▼	6
<b>Probates/Wills &amp; Trusts - Level 2</b>	2024	1	4	-	-	-	-	-	-	-	-	-	-	5	-17%	5
	2023	2	4	5	2	5	11	4	5	8	4	-	2	6	▼	52
<b>Uncontested Divorce</b>	2024	16	23	-	-	-	-	-	-	-	-	-	-	39	77%	39
	2023	8	14	20	12	14	15	7	12	13	17	15	8	22	▲	155

Dashboard

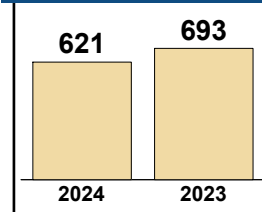
**Court:** Campbell Circuit  
**Start/End Date:** Jan-23 / Feb-24  
**2023 Average Month:** 282  
**Jan-Feb 2023:** 693  
**Filings Trending:** ▼

**Circuit/Court ID:** 24 224031  
**Type of Case:** Filings  
**2024 Average Month:** 311  
**Jan-Feb 2024 :** 621  
**Overall AVG. Month:** 286

Monthly Filings Summary



Jan --- Feb Filings



Filings by Division

Divisions		Jan	Feb	Mar	Apr	May	Jun	Jul	Aug	Sep	Oct	Nov	Dec	Thru Feb	% Change	Total
<b>Total</b>	2024	303	318	-	-	-	-	-	-	-	-	-	-	621	-10%	621
	2023	364	329	347	281	300	311	204	227	217	263	265	281	693	▼	3,389
<b>Civil</b>	2024	36	43	-	-	-	-	-	-	-	-	-	-	79	8%	79
	2023	29	44	41	38	45	63	31	37	19	27	33	33	73	▲	440
<b>Criminal</b>	2024	87	82	-	-	-	-	-	-	-	-	-	-	169	-11%	169
	2023	102	87	102	78	91	137	50	53	78	76	65	90	189	▼	1,009
<b>Concealed Handgun Permits</b>	2024	144	151	-	-	-	-	-	-	-	-	-	-	295	-19%	295
	2023	192	173	165	134	128	93	92	109	90	124	126	130	365	▼	1,556
<b>Miscellaneous/ Other</b>	2024	36	42	-	-	-	-	-	-	-	-	-	-	78	18%	78
	2023	41	25	39	31	36	18	31	28	30	36	41	28	66	▲	384

Filings by Case Category

Case Categories		Jan	Feb	Mar	Apr	May	Jun	Jul	Aug	Sep	Oct	Nov	Dec	Thru Feb	% Change	Total
<b>Administrative Law</b>	2024	-	1	-	-	-	-	-	-	-	-	-	-	1	1	1
	2023	-	-	-	-	-	-	-	-	1	-	-	-	0	↔	1
<b>Capital Murder</b>	2024	-	-	-	-	-	-	-	-	-	-	-	-	0	0	0
	2023	-	-	-	-	-	-	1	-	-	-	-	-	0	↔	1
<b>Contested Divorce</b>	2024	4	10	-	-	-	-	-	-	-	-	-	-	14	100%	14
	2023	2	5	5	3	4	5	6	3	3	-	1	2	7	▲	39
<b>Domestic and Family - Level 1</b>	2024	4	1	-	-	-	-	-	-	-	-	-	-	5	-71%	5
	2023	11	6	4	2	9	3	4	8	3	4	2	1	17	▼	57
<b>Domestic and Family - Level 2</b>	2024	1	1	-	-	-	-	-	-	-	-	-	-	2	-50%	2
	2023	1	3	3	1	4	3	2	2	2	-	7	-	4	▼	28
<b>Felonies and Related Matters</b>	2024	34	48	-	-	-	-	-	-	-	-	-	-	82	-31%	82
	2023	69	49	60	35	52	91	25	27	46	43	39	48	118	▼	584
<b>General Civil - Level 1</b>	2024	-	-	-	-	-	-	-	-	-	-	-	-	0	0	0
	2023	-	-	1	-	3	1	-	-	1	-	-	3	0	↔	9
<b>General Civil - Level 2</b>	2024	5	5	-	-	-	-	-	-	-	-	-	-	10	-33%	10
	2023	6	9	14	9	9	4	9	9	8	9	7	10	15	▼	103
<b>General Civil - Level 3</b>	2024	15	21	-	-	-	-	-	-	-	-	-	-	36	414%	36
	2023	1	6	12	5	11	33	15	8	-	7	3	8	7	▲	109
<b>Miscellaneous Civil</b>	2024	164	168	-	-	-	-	-	-	-	-	-	-	332	-18%	332
	2023	216	190	179	157	145	100	102	125	107	146	150	142	406	▼	1,759
<b>Misdemeanor</b>	2024	49	29	-	-	-	-	-	-	-	-	-	-	78	26%	78
	2023	29	33	39	41	38	41	22	22	25	28	24	41	62	▲	383
<b>Other</b>	2024	11	11	-	-	-	-	-	-	-	-	-	-	22	-12%	22
	2023	16	9	19	9	14	10	6	9	12	12	9	11	25	▼	136
<b>Other Criminally Related Matters</b>	2024	4	7	-	-	-	-	-	-	-	-	-	-	11	22%	11
	2023	4	5	3	2	1	5	2	4	7	5	2	2	9	▲	42
<b>Probates/Wills &amp; Trusts - Level 1</b>	2024	-	-	-	-	-	-	-	-	-	-	-	-	0	0	0
	2023	-	-	-	-	-	1	1	-	-	-	-	-	0	↔	2
<b>Probates/Wills &amp; Trusts - Level 2</b>	2024	2	3	-	-	-	-	-	-	-	-	-	-	5	67%	5
	2023	-	3	1	1	1	1	1	2	-	1	2	2	3	▲	15
<b>Protective Orders</b>	2024	1	-	-	-	-	-	-	-	-	-	-	-	1	1	1
	2023	-	-	-	-	-	-	-	-	-	-	-	-	0	↔	0
<b>Uncontested Divorce</b>	2024	9	13	-	-	-	-	-	-	-	-	-	-	22	10%	22
	2023	9	11	7	16	9	13	8	8	2	8	19	11	20	▲	121



# PLN-CCMS-10.01 CASELOAD STATISTICS OF THE CIRCUIT COURTS

Nelson

January 2023 -- February 2024 Filings


Alexandria and Fairfax Circuit are not Included in State Totals

## Dashboard

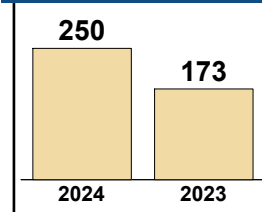
**Court:** Nelson Circuit  
**Start/End Date:** Jan-23 / Feb-24  
**2023 Average Month:** 93  
**Jan-Feb 2023:** 173  
**Filings Trending:** ▲

**Circuit/Court ID:** 24 224125  
**Type of Case:** Filings  
**2024 Average Month:** 125  
**Jan-Feb 2024 :** 250  
**Overall AVG. Month:** 98

## Monthly Filings Summary



## Jan --- Feb Filings



## Filings by Division

Divisions	Year	Jan	Feb	Mar	Apr	May	Jun	Jul	Aug	Sep	Oct	Nov	Dec	Thru Feb	% Change	Total
<b>Total</b>	2024	96	154	-	-	-	-	-	-	-	-	-	-	250	45%	250
	2023	85	88	162	66	112	58	70	69	119	122	101	64	173	▲	1,116
<b>Civil</b>	2024	9	16	-	-	-	-	-	-	-	-	-	-	25	39%	25
	2023	5	13	12	13	12	18	5	4	10	8	5	5	18	▲	110
<b>Criminal</b>	2024	25	92	-	-	-	-	-	-	-	-	-	-	117	75%	117
	2023	26	41	98	29	60	12	34	33	72	78	56	20	67	▲	559
<b>Concealed Handgun Permits</b>	2024	40	36	-	-	-	-	-	-	-	-	-	-	76	-1%	76
	2023	47	30	38	18	34	17	22	25	26	29	31	32	77	▼	349
<b>Miscellaneous/Other</b>	2024	22	10	-	-	-	-	-	-	-	-	-	-	32	191%	32
	2023	7	4	14	6	6	11	9	7	11	6	9	6	11	▲	96
<b>Others</b>	2024	-	-	-	-	-	-	-	-	-	-	-	-	0	0	0
	2023	-	-	-	-	-	-	-	-	-	1	-	1	0	↔	2

## Filings by Case Category

Case Categories	Year	Jan	Feb	Mar	Apr	May	Jun	Jul	Aug	Sep	Oct	Nov	Dec	Thru Feb	% Change	Total
<b>Administrative Law</b>	2024	-	-	-	-	-	-	-	-	-	-	-	-	0	-100%	0
	2023	1	-	-	-	-	-	-	-	-	1	-	1	1	▼	3
<b>Capital Murder</b>	2024	1	-	-	-	-	-	-	-	-	-	-	-	1	1	1
	2023	-	-	-	-	-	-	-	-	-	-	-	-	0	↔	0
<b>Contested Divorce</b>	2024	4	1	-	-	-	-	-	-	-	-	-	-	5	150%	5
	2023	-	2	2	-	1	1	2	-	-	1	-	-	2	▲	9
<b>Domestic and Family - Level 1</b>	2024	3	1	-	-	-	-	-	-	-	-	-	-	4	33%	4
	2023	1	2	1	5	2	2	-	-	1	3	1	-	3	▲	18
<b>Domestic and Family - Level 2</b>	2024	-	-	-	-	-	-	-	-	-	-	-	-	0	0	0
	2023	-	-	-	1	-	1	-	1	-	-	-	-	0	↔	3
<b>Felonies and Related Matters</b>	2024	15	37	-	-	-	-	-	-	-	-	-	-	52	37%	52
	2023	14	24	65	10	37	10	20	19	32	61	46	10	38	▲	348
<b>General Civil - Level 1</b>	2024	-	-	-	-	-	-	-	-	-	-	-	-	0	0	0
	2023	-	-	-	1	-	-	-	-	1	-	-	-	0	↔	2
<b>General Civil - Level 2</b>	2024	4	7	-	-	-	-	-	-	-	-	-	-	11	38%	11
	2023	2	6	1	2	-	7	2	1	2	2	2	1	8	▲	28
<b>General Civil - Level 3</b>	2024	3	5	-	-	-	-	-	-	-	-	-	-	8	167%	8
	2023	2	1	2	2	4	3	1	-	2	-	1	2	3	▲	20
<b>Miscellaneous Civil</b>	2024	57	45	-	-	-	-	-	-	-	-	-	-	102	20%	102
	2023	51	34	52	24	40	28	30	32	34	35	39	38	85	▲	437
<b>Misdemeanor</b>	2024	8	25	-	-	-	-	-	-	-	-	-	-	33	22%	33
	2023	11	16	19	10	21	2	10	8	15	11	4	5	27	▲	132
<b>Other</b>	2024	-	-	-	-	-	-	-	-	-	-	-	-	0	-100%	0
	2023	1	1	1	-	1	1	-	-	1	1	-	1	2	▼	8
<b>Other Criminally Related Matters</b>	2024	1	30	-	-	-	-	-	-	-	-	-	-	31	1,450%	31
	2023	1	1	15	9	2	-	5	6	25	6	6	5	2	▲	81
<b>Probates/Wills &amp; Trusts - Level 1</b>	2024	-	-	-	-	-	-	-	-	-	-	-	-	0	0	0
	2023	-	-	-	1	-	-	-	-	-	-	1	-	0	↔	2
<b>Probates/Wills &amp; Trusts - Level 2</b>	2024	-	1	-	-	-	-	-	-	-	-	-	-	1	1	1
	2023	-	-	1	1	-	-	-	-	1	1	-	-	0	↔	4
<b>Uncontested Divorce</b>	2024	-	2	-	-	-	-	-	-	-	-	-	-	2	0%	2
	2023	1	1	3	-	4	3	-	2	5	-	1	1	2	↔	21

This report reflects data in the case management system. Numbers will update accordingly as reports are refreshed and posted.

# PLN-CCMS-10.01 CASELOAD STATISTICS OF THE CIRCUIT COURTS

Lynchburg

January 2023 -- February 2024 Filings


Alexandria and Fairfax Circuit are not Included in State Totals

## Dashboard

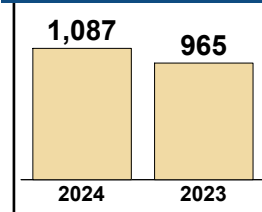
**Court:** Lynchburg Circuit  
**Start/End Date:** Jan-23 / Feb-24  
**2023 Average Month:** 494  
**Jan-Feb 2023:** 965  
**Filings Trending:** ▲

**Circuit/Court ID:** 24 224680  
**Type of Case:** Filings  
**2024 Average Month:** 544  
**Jan-Feb 2024 :** 1,087  
**Overall AVG. Month:** 501

## Monthly Filings Summary



## Jan --- Feb Filings



## Filings by Division

Divisions		Jan	Feb	Mar	Apr	May	Jun	Jul	Aug	Sep	Oct	Nov	Dec	Thru Feb	% Change	Total
<b>Total</b>	2024	530	557	-	-	-	-	-	-	-	-	-	-	1,087	13%	1,087
	2023	510	455	673	483	540	401	472	546	463	482	471	435	965	▲	5,931
<b>Civil</b>	2024	65	95	-	-	-	-	-	-	-	-	-	-	160	25%	160
	2023	62	66	90	63	135	60	66	108	71	59	67	99	128	▲	946
<b>Criminal</b>	2024	267	237	-	-	-	-	-	-	-	-	-	-	504	14%	504
	2023	258	185	324	205	207	192	251	262	234	263	213	181	443	▲	2,775
<b>Concealed Handgun Permits</b>	2024	83	94	-	-	-	-	-	-	-	-	-	-	177	4%	177
	2023	82	88	130	103	91	73	73	70	65	70	85	65	170	▲	995
<b>Miscellaneous/Other</b>	2024	114	131	-	-	-	-	-	-	-	-	-	-	245	10%	245
	2023	108	115	129	111	107	76	81	105	93	89	106	89	223	▲	1,209
<b>Others</b>	2024	1	-	-	-	-	-	-	-	-	-	-	-	1	0%	1
	2023	-	1	-	1	-	-	1	1	-	1	-	1	1	↔	6

## Filings by Case Category

Case Categories		Jan	Feb	Mar	Apr	May	Jun	Jul	Aug	Sep	Oct	Nov	Dec	Thru Feb	% Change	Total
<b>Administrative Law</b>	2024	-	-	-	-	-	-	-	-	-	-	-	-	0	0	0
	2023	-	-	1	-	-	-	-	-	-	-	1	1	1	0	↔
<b>Capital Murder</b>	2024	-	2	-	-	-	-	-	-	-	-	-	-	2	2	2
	2023	-	-	-	-	-	-	3	-	-	-	-	-	0	↔	3
<b>Contested Divorce</b>	2024	11	5	-	-	-	-	-	-	-	-	-	-	16	14%	16
	2023	7	7	10	7	11	7	7	6	4	7	9	9	14	▲	91
<b>Domestic and Family - Level 1</b>	2024	2	33	-	-	-	-	-	-	-	-	-	-	35	3%	35
	2023	19	15	35	9	69	12	14	28	21	13	22	47	34	▲	304
<b>Domestic and Family - Level 2</b>	2024	4	4	-	-	-	-	-	-	-	-	-	-	8	100%	8
	2023	2	2	5	6	4	4	4	4	3	2	4	3	4	▲	43
<b>Felonies and Related Matters</b>	2024	162	113	-	-	-	-	-	-	-	-	-	-	275	14%	275
	2023	149	93	207	127	113	113	161	165	144	152	124	109	242	▲	1,657
<b>General Civil - Level 1</b>	2024	-	3	-	-	-	-	-	-	-	-	-	-	3	-25%	3
	2023	2	2	1	1	1	1	2	1	1	1	3	1	4	▼	17
<b>General Civil - Level 2</b>	2024	15	14	-	-	-	-	-	-	-	-	-	-	29	12%	29
	2023	12	14	14	15	14	10	15	18	9	16	11	12	26	▲	160
<b>General Civil - Level 3</b>	2024	15	17	-	-	-	-	-	-	-	-	-	-	32	100%	32
	2023	5	11	8	7	10	11	4	9	2	6	4	6	16	▲	83
<b>Miscellaneous Civil</b>	2024	114	143	-	-	-	-	-	-	-	-	-	-	257	10%	257
	2023	114	119	181	132	125	97	109	111	108	105	124	95	233	▲	1,420
<b>Misdemeanor</b>	2024	96	93	-	-	-	-	-	-	-	-	-	-	189	10%	189
	2023	95	77	103	54	71	55	64	83	81	98	76	59	172	▲	916
<b>Other</b>	2024	80	81	-	-	-	-	-	-	-	-	-	-	161	2%	161
	2023	75	83	79	81	68	49	43	62	51	52	64	61	158	▲	768
<b>Other Criminally Related Matters</b>	2024	17	31	-	-	-	-	-	-	-	-	-	-	48	55%	48
	2023	16	15	15	24	29	26	25	29	27	18	15	13	31	▲	252
<b>Probates/Wills &amp; Trusts - Level 1</b>	2024	-	2	-	-	-	-	-	-	-	-	-	-	2	2	2
	2023	-	-	-	-	-	-	-	1	-	-	-	1	0	↔	2
<b>Probates/Wills &amp; Trusts - Level 2</b>	2024	3	3	-	-	-	-	-	-	-	-	-	-	6	200%	6
	2023	1	1	2	2	3	1	6	2	2	1	2	1	2	▲	24
<b>Protective Orders</b>	2024	-	-	-	-	-	-	-	-	-	-	-	-	0	0	0
	2023	-	-	-	-	-	-	2	-	-	-	-	-	0	↔	2
<b>Uncontested Divorce</b>	2024	11	13	-	-	-	-	-	-	-	-	-	-	24	-17%	24
	2023	13	16	12	18	22	15	13	27	10	10	12	17	29	▼	185

This report reflects data in the case management system. Numbers will update accordingly as reports are refreshed and posted.

# PLN-CCMS-10.01 CASELOAD STATISTICS OF THE CIRCUIT COURTS

Allegheny

January 2023 -- February 2024 Filings


Alexandria and Fairfax Circuit are not Included in State Totals

## Dashboard

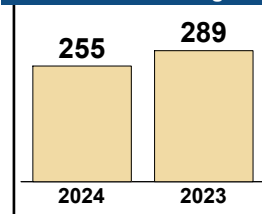
**Court:** Allegheny Circuit  
**Start/End Date:** Jan-23 / Feb-24  
**2023 Average Month:** 159  
**Jan-Feb 2023:** 289  
**Filings Trending:** ▼

**Circuit/Court ID:** 25 225005  
**Type of Case:** Filings  
**2024 Average Month:** 128  
**Jan-Feb 2024 :** 255  
**Overall AVG. Month:** 154

## Monthly Filings Summary



## Jan --- Feb Filings




## Filings by Division

Divisions		Jan	Feb	Mar	Apr	May	Jun	Jul	Aug	Sep	Oct	Nov	Dec	Thru Feb	% Change	Total	
<b>Total</b>	2024	129	126	-	-	228	185	160	173	178	90	199	102	122	255	-12%	255
	2023	165	124	177	228	185	160	173	178	90	199	102	122	289	▼	1,903	
<b>Civil</b>	2024	5	7	-	-	-	-	-	-	-	-	-	-	12	-45%	12	
	2023	9	13	26	11	16	34	28	15	6	11	14	12	22	▼	195	
<b>Criminal</b>	2024	78	69	-	-	-	-	-	-	-	-	-	-	147	9%	147	
	2023	83	52	63	162	117	88	97	101	46	119	44	60	135	▲	1,032	
<b>Concealed Handgun Permits</b>	2024	38	37	-	-	-	-	-	-	-	-	-	-	75	-32%	75	
	2023	64	47	71	47	42	28	37	44	28	50	35	33	111	▼	526	
<b>Miscellaneous/ Other</b>	2024	8	13	-	-	-	-	-	-	-	-	-	-	21	5%	21	
	2023	9	11	16	8	10	10	11	18	10	19	9	17	20	▲	148	
<b>Others</b>	2024	-	-	-	-	-	-	-	-	-	-	-	-	0	-100%	0	
	2023	-	1	1	-	-	-	-	-	-	-	-	-	1	▼	2	

## Filings by Case Category

Case Categories		Jan	Feb	Mar	Apr	May	Jun	Jul	Aug	Sep	Oct	Nov	Dec	Thru Feb	% Change	Total
<b>Administrative Law</b>	2024	-	-	-	-	-	-	-	-	-	-	-	-	0	0	0
	2023	-	-	-	-	-	-	-	-	-	1	-	-	0	↔	1
<b>Contested Divorce</b>	2024	-	-	-	-	-	-	-	-	-	-	-	-	0	-100%	0
	2023	1	-	3	-	3	1	6	4	1	-	1	1	1	▼	21
<b>Domestic and Family - Level 1</b>	2024	-	-	-	-	-	-	-	-	-	-	-	-	0	-100%	0
	2023	1	3	1	1	-	3	7	2	-	-	-	1	4	▼	19
<b>Domestic and Family - Level 2</b>	2024	1	1	-	-	-	-	-	-	-	-	-	-	2	-50%	2
	2023	1	3	1	-	-	-	2	-	1	1	-	-	4	▼	9
<b>Felonies and Related Matters</b>	2024	46	44	-	-	-	-	-	-	-	-	-	-	90	20%	90
	2023	48	27	49	146	81	54	78	71	34	88	31	32	75	▲	739
<b>General Civil - Level 1</b>	2024	-	-	-	-	-	-	-	-	-	-	-	-	0	0	0
	2023	-	-	2	1	-	1	1	-	-	-	1	-	0	↔	6
<b>General Civil - Level 2</b>	2024	2	1	-	-	-	-	-	-	-	-	-	-	3	0%	3
	2023	1	2	3	3	3	2	1	1	2	4	-	2	3	↔	24
<b>General Civil - Level 3</b>	2024	1	-	-	-	-	-	-	-	-	-	-	-	1	0%	1
	2023	1	-	1	-	6	19	4	2	-	2	3	4	1	↔	42
<b>Miscellaneous Civil</b>	2024	44	49	-	-	-	-	-	-	-	-	-	-	93	-28%	93
	2023	72	58	86	54	51	37	46	61	37	63	43	48	130	▼	656
<b>Misdemeanor</b>	2024	29	17	-	-	-	-	-	-	-	-	-	-	46	-16%	46
	2023	34	21	11	15	34	34	19	25	10	27	10	27	55	▼	267
<b>Other</b>	2024	1	-	-	-	-	-	-	-	-	-	-	-	1	-50%	1
	2023	-	2	3	1	1	-	-	-	-	-	1	-	2	▼	8
<b>Other Criminally Related Matters</b>	2024	3	8	-	-	-	-	-	-	-	-	-	-	11	120%	11
	2023	1	4	3	1	2	1	-	5	2	4	3	1	5	▲	27
<b>Probates/Wills &amp; Trusts - Level 2</b>	2024	-	2	-	-	-	-	-	-	-	-	-	-	2	-33%	2
	2023	1	2	5	1	-	2	-	1	-	-	5	1	3	▼	18
<b>Uncontested Divorce</b>	2024	2	4	-	-	-	-	-	-	-	-	-	-	6	0%	6
	2023	4	2	9	5	4	6	9	6	3	7	6	5	6	↔	66

This report reflects data in the case management system. Numbers will update accordingly as reports are refreshed and posted.

Dashboard		Monthly Filings Summary		Jan --- Feb Filings					
<p><b>Court:</b> Augusta Circuit  <b>Start/End Date:</b> Jan-23 / Feb-24  <b>2023 Average Month:</b> 458  <b>Jan-Feb 2023:</b> 1,066  <b>Filings Trending:</b> ↔</p>	<p><b>Circuit/Court ID:</b> 25 225015  <b>Type of Case:</b> Filings  <b>2024 Average Month:</b> 536  <b>Jan-Feb 2024 :</b> 1,071  <b>Overall AVG. Month:</b> 469</p>	 <p style="text-align: center; font-weight: bold; color: white;">Jan 23 - Feb 24</p>		<table border="1" style="width: 100%; border-collapse: collapse;"> <tr> <td style="width: 50%; text-align: center; font-weight: bold; color: white;">1,071</td> <td style="width: 50%; text-align: center; font-weight: bold; color: white;">1,066</td> </tr> <tr> <td style="text-align: center; font-size: small;">2024</td> <td style="text-align: center; font-size: small;">2023</td> </tr> </table>		1,071	1,066	2024	2023
1,071	1,066								
2024	2023								

Filings by Division																
Divisions		Jan	Feb	Mar	Apr	May	Jun	Jul	Aug	Sep	Oct	Nov	Dec	Thru Feb	% Change	Total
<b>Total</b>	2024	516	555	-	-	-	-	-	-	-	-	-	-	1,071	0%	1,071
	2023	532	534	559	448	472	427	392	417	395	459	437	420	1,066	▲	5,492
<b>Civil</b>	2024	43	55	-	-	-	-	-	-	-	-	-	-	98	-16%	98
	2023	52	65	48	39	57	39	36	56	26	57	50	45	117	▼	570
<b>Criminal</b>	2024	196	202	-	-	-	-	-	-	-	-	-	-	398	28%	398
	2023	170	141	174	173	169	169	136	171	168	181	166	140	311	▲	1,958
<b>Concealed Handgun Permits</b>	2024	171	211	-	-	-	-	-	-	-	-	-	-	382	-17%	382
	2023	219	241	235	170	164	126	132	126	132	139	155	140	460	▼	1,979
<b>Miscellaneous/ Other</b>	2024	95	79	-	-	-	-	-	-	-	-	-	-	174	-1%	174
	2023	89	86	100	63	81	91	88	60	69	82	60	91	175	▼	960
<b>Others</b>	2024	11	8	-	-	-	-	-	-	-	-	-	-	19	533%	19
	2023	2	1	2	3	1	2	-	4	-	-	-	6	3	▲	25


Filings by Case Category																
Case Categories		Jan	Feb	Mar	Apr	May	Jun	Jul	Aug	Sep	Oct	Nov	Dec	Thru Feb	% Change	Total
<b>Administrative Law</b>	2024	-	1	-	-	-	-	-	-	-	-	-	-	1	-50%	1
	2023	1	1	1	-	-	-	-	1	4	-	4	-	2	▼	12
<b>Capital Murder</b>	2024	1	-	-	-	-	-	-	-	-	-	-	-	1	1	1
	2023	-	-	-	-	-	-	-	-	-	-	-	-	0	↔	0
<b>Contested Divorce</b>	2024	4	3	-	-	-	-	-	-	-	-	-	-	7	-53%	7
	2023	6	9	6	3	6	6	6	8	2	6	2	5	15	▼	65
<b>Domestic and Family - Level 1</b>	2024	6	7	-	-	-	-	-	-	-	-	-	-	13	44%	13
	2023	7	2	1	4	10	5	6	8	-	6	2	14	9	▲	65
<b>Domestic and Family - Level 2</b>	2024	7	5	-	-	-	-	-	-	-	-	-	-	12	-68%	12
	2023	1	37	4	4	6	2	3	5	2	6	6	5	38	▼	81
<b>Felonies and Related Matters</b>	2024	142	146	-	-	-	-	-	-	-	-	-	-	288	39%	288
	2023	107	100	113	114	136	106	90	119	110	104	129	92	207	▲	1,320
<b>General Civil - Level 1</b>	2024	-	-	-	-	-	-	-	-	-	-	-	-	0	0	0
	2023	-	-	2	-	1	-	-	-	-	-	-	-	0	↔	3
<b>General Civil - Level 2</b>	2024	8	11	-	-	-	-	-	-	-	-	-	-	19	111%	19
	2023	5	4	13	7	7	2	6	10	4	8	6	3	9	▲	75
<b>General Civil - Level 3</b>	2024	4	6	-	-	-	-	-	-	-	-	-	-	10	-33%	10
	2023	10	5	5	6	8	7	7	3	4	9	20	6	15	▼	90
<b>Miscellaneous Civil</b>	2024	195	247	-	-	-	-	-	-	-	-	-	-	442	-16%	442
	2023	247	278	285	201	202	167	167	154	168	177	181	164	525	▼	2,391
<b>Misdemeanor</b>	2024	49	54	-	-	-	-	-	-	-	-	-	-	103	10%	103
	2023	60	34	56	50	29	53	43	49	53	73	34	47	94	▲	581
<b>Other</b>	2024	83	50	-	-	-	-	-	-	-	-	-	-	133	22%	133
	2023	60	49	49	32	42	52	51	35	31	40	39	71	109	▲	551
<b>Other Criminally Related Matters</b>	2024	5	3	-	-	-	-	-	-	-	-	-	-	8	-27%	8
	2023	4	7	5	9	4	10	4	4	5	6	3	1	11	▼	62
<b>Probates/Wills &amp; Trusts - Level 1</b>	2024	-	-	-	-	-	-	-	-	-	-	-	-	0	0	0
	2023	-	-	-	-	-	-	-	-	1	-	-	1	0	↔	2
<b>Probates/Wills &amp; Trusts - Level 2</b>	2024	-	5	-	-	-	-	-	-	-	-	-	-	5	-29%	5
	2023	6	1	4	1	6	1	2	5	3	4	3	4	7	▼	40
<b>Uncontested Divorce</b>	2024	12	17	-	-	-	-	-	-	-	-	-	-	29	16%	29
	2023	18	7	15	17	15	16	7	16	8	20	8	7	25	▲	154

Dashboard

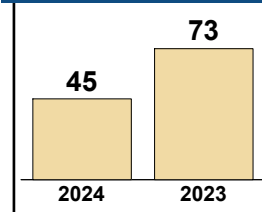
**Court:** Bath Circuit  
**Start/End Date:** Jan-23 / Feb-24  
**2023 Average Month:** 30  
**Jan-Feb 2023:** 73  
**Filings Trending:** ▼

**Circuit/Court ID:** 25 225017  
**Type of Case:** Filings  
**2024 Average Month:** 23  
**Jan-Feb 2024 :** 45  
**Overall AVG. Month:** 29

Monthly Filings Summary



Jan --- Feb Filings



Filings by Division

Divisions		Jan	Feb	Mar	Apr	May	Jun	Jul	Aug	Sep	Oct	Nov	Dec	Thru Feb	% Change	Total
<b>Total</b>	2024	28	17	-	-	-	-	-	-	-	-	-	-	45	-38%	45
	2023	50	23	29	41	21	19	40	32	29	17	22	34	73	▼	357
<b>Civil</b>	2024	1	2	-	-	-	-	-	-	-	-	-	-	3	200%	3
	2023	1	-	2	3	2	3	-	2	1	1	-	6	1	▲	21
<b>Criminal</b>	2024	19	4	-	-	-	-	-	-	-	-	-	-	23	-32%	23
	2023	27	7	1	20	1	-	9	9	15	4	3	6	34	▼	102
<b>Concealed Handgun Permits</b>	2024	7	10	-	-	-	-	-	-	-	-	-	-	17	-51%	17
	2023	19	16	23	13	12	12	28	17	10	12	18	18	35	▼	198
<b>Miscellaneous/ Other</b>	2024	1	1	-	-	-	-	-	-	-	-	-	-	2	-33%	2
	2023	3	-	3	5	6	4	3	4	3	-	1	4	3	▼	36

Filings by Case Category


Case Categories		Jan	Feb	Mar	Apr	May	Jun	Jul	Aug	Sep	Oct	Nov	Dec	Thru Feb	% Change	Total
<b>Contested Divorce</b>	2024	-	-	-	-	-	-	-	-	-	-	-	-	0	0	0
	2023	-	-	-	-	1	1	-	-	1	-	-	1	0	↔	4
<b>Domestic and Family - Level 1</b>	2024	-	1	-	-	-	-	-	-	-	-	-	-	1	1	1
	2023	-	-	2	-	-	-	-	-	-	-	-	-	0	↔	2
<b>Domestic and Family - Level 2</b>	2024	-	-	-	-	-	-	-	-	-	-	-	-	0	0	0
	2023	-	-	-	-	-	1	-	-	-	-	-	-	0	↔	1
<b>Felonies and Related Matters</b>	2024	15	3	-	-	-	-	-	-	-	-	-	-	18	-40%	18
	2023	25	5	1	20	1	-	3	4	13	2	2	5	30	▼	81
<b>General Civil - Level 1</b>	2024	-	-	-	-	-	-	-	-	-	-	-	-	0	-100%	0
	2023	1	-	-	-	-	-	-	-	-	-	-	-	1	▼	1
<b>General Civil - Level 2</b>	2024	1	1	-	-	-	-	-	-	-	-	-	-	2	100%	2
	2023	1	-	2	2	-	2	1	2	1	1	-	1	1	▲	13
<b>General Civil - Level 3</b>	2024	-	-	-	-	-	-	-	-	-	-	-	-	0	0	0
	2023	-	-	-	-	1	1	1	1	-	-	-	3	0	↔	7
<b>Miscellaneous Civil</b>	2024	7	10	-	-	-	-	-	-	-	-	-	-	17	-54%	17
	2023	21	16	24	16	16	14	29	19	12	12	19	21	37	▼	219
<b>Misdemeanor</b>	2024	3	1	-	-	-	-	-	-	-	-	-	-	4	33%	4
	2023	1	2	-	-	-	-	4	3	2	2	1	1	3	▲	16
<b>Other</b>	2024	-	-	-	-	-	-	-	-	-	-	-	-	0	0	0
	2023	-	-	-	-	-	-	-	-	-	-	-	1	0	↔	1
<b>Other Criminally Related Matters</b>	2024	1	-	-	-	-	-	-	-	-	-	-	-	1	0%	1
	2023	1	-	-	-	-	-	2	2	-	-	-	-	1	↔	5
<b>Probates/Wills &amp; Trusts - Level 2</b>	2024	-	-	-	-	-	-	-	-	-	-	-	-	0	0	0
	2023	-	-	-	2	-	-	-	-	1	-	-	-	0	↔	3
<b>Uncontested Divorce</b>	2024	1	1	-	-	-	-	-	-	-	-	-	-	2	2	2
	2023	-	-	-	1	2	-	-	-	-	-	-	1	0	↔	4

Dashboard

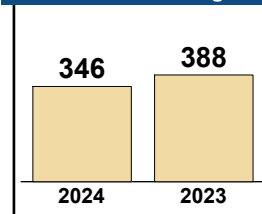
**Court:** Botetourt Circuit  
**Start/End Date:** Jan-23 / Feb-24  
**2023 Average Month:** 213  
**Jan-Feb 2023:** 388  
**Filings Trending:** ▼

**Circuit/Court ID:** 25 225023  
**Type of Case:** Filings  
**2024 Average Month:** 173  
**Jan-Feb 2024 :** 346  
**Overall AVG. Month:** 207

Monthly Filings Summary



Jan --- Feb Filings



Filings by Division

Divisions		Jan	Feb	Mar	Apr	May	Jun	Jul	Aug	Sep	Oct	Nov	Dec	Thru Feb	% Change	Total
<b>Total</b>	2024	185	161	-	-	-	-	-	-	-	-	-	-	346	-11%	346
	2023	198	190	347	205	205	175	157	255	199	244	192	184	388	▼	2,551
<b>Civil</b>	2024	18	22	-	-	-	-	-	-	-	-	-	-	40	25%	40
	2023	18	14	16	19	21	15	18	25	18	23	18	18	32	▲	223
<b>Criminal</b>	2024	54	45	-	-	-	-	-	-	-	-	-	-	99	-11%	99
	2023	63	48	207	68	89	68	60	114	94	102	81	72	111	▼	1,066
<b>Concealed Handgun Permits</b>	2024	93	76	-	-	-	-	-	-	-	-	-	-	169	-6%	169
	2023	91	89	92	89	83	72	70	81	68	97	75	68	180	▼	975
<b>Miscellaneous/Other</b>	2024	20	17	-	-	-	-	-	-	-	-	-	-	37	-43%	37
	2023	26	39	32	29	12	20	9	34	19	22	18	26	65	▼	286
<b>Others</b>	2024	-	1	-	-	-	-	-	-	-	-	-	-	1	1	1
	2023	-	-	-	-	-	-	-	1	-	-	-	-	0	↔	1

Filings by Case Category


Case Categories		Jan	Feb	Mar	Apr	May	Jun	Jul	Aug	Sep	Oct	Nov	Dec	Thru Feb	% Change	Total
<b>Administrative Law</b>	2024	-	-	-	-	-	-	-	-	-	-	-	-	0	0	0
	2023	-	-	1	-	-	-	-	-	1	-	-	-	0	↔	2
<b>Capital Murder</b>	2024	-	-	-	-	-	-	-	-	-	-	-	-	0	0	0
	2023	-	-	1	-	-	-	-	-	1	-	-	-	0	↔	2
<b>Contested Divorce</b>	2024	3	3	-	-	-	-	-	-	-	-	-	-	6	100%	6
	2023	1	2	3	1	2	2	1	1	-	1	2	1	3	▲	17
<b>Domestic and Family - Level 1</b>	2024	3	2	-	-	-	-	-	-	-	-	-	-	5	-17%	5
	2023	1	5	2	5	6	3	-	10	-	14	6	7	6	▼	59
<b>Domestic and Family - Level 2</b>	2024	-	-	-	-	-	-	-	-	-	-	-	-	0	-100%	0
	2023	1	-	1	1	1	1	1	-	2	1	-	1	1	▼	10
<b>Felonies and Related Matters</b>	2024	40	28	-	-	-	-	-	-	-	-	-	-	68	-19%	68
	2023	50	34	183	59	55	47	36	95	67	73	55	58	84	▼	812
<b>General Civil - Level 1</b>	2024	2	-	-	-	-	-	-	-	-	-	-	-	2	2	2
	2023	-	-	-	-	-	-	-	-	-	-	-	-	0	↔	0
<b>General Civil - Level 2</b>	2024	2	4	-	-	-	-	-	-	-	-	-	-	6	20%	6
	2023	2	3	4	3	6	4	5	5	6	3	2	2	5	▲	45
<b>General Civil - Level 3</b>	2024	2	5	-	-	-	-	-	-	-	-	-	-	7	40%	7
	2023	5	-	1	-	-	-	-	2	4	1	4	6	5	▲	23
<b>Miscellaneous Civil</b>	2024	102	86	-	-	-	-	-	-	-	-	-	-	188	-11%	188
	2023	99	113	106	110	87	82	75	95	77	106	87	83	212	▼	1,120
<b>Misdemeanor</b>	2024	9	16	-	-	-	-	-	-	-	-	-	-	25	39%	25
	2023	11	7	16	5	29	17	13	11	20	22	22	12	18	▲	185
<b>Other</b>	2024	10	8	-	-	-	-	-	-	-	-	-	-	18	-40%	18
	2023	16	14	16	8	9	10	4	20	10	11	6	8	30	▼	132
<b>Other Criminally Related Matters</b>	2024	5	1	-	-	-	-	-	-	-	-	-	-	6	-33%	6
	2023	2	7	7	4	5	4	11	8	6	7	4	2	9	▼	67
<b>Probates/Wills &amp; Trusts - Level 1</b>	2024	-	-	-	-	-	-	-	-	-	-	-	-	0	-100%	0
	2023	1	-	1	-	-	-	-	-	-	-	-	-	1	▼	2
<b>Probates/Wills &amp; Trusts - Level 2</b>	2024	2	2	-	-	-	-	-	-	-	-	-	-	4	100%	4
	2023	2	-	2	-	-	-	2	1	-	1	-	2	2	▲	10
<b>Uncontested Divorce</b>	2024	5	6	-	-	-	-	-	-	-	-	-	-	11	-8%	11
	2023	7	5	6	6	5	5	9	7	5	4	4	2	12	▼	65

Dashboard

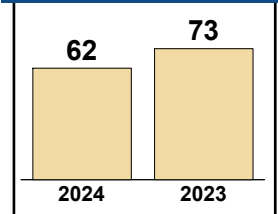
**Court:** Craig Circuit  
**Start/End Date:** Jan-23 / Feb-24  
**2023 Average Month:** 33  
**Jan-Feb 2023:** 73  
**Filings Trending:** ▼

**Circuit/Court ID:** 25 225045  
**Type of Case:** Filings  
**2024 Average Month:**31  
**Jan-Feb 2024 :** 62  
**Overall AVG. Month:** 33

Monthly Filings Summary



Jan --- Feb Filings



Filings by Division

Divisions		Jan	Feb	Mar	Apr	May	Jun	Jul	Aug	Sep	Oct	Nov	Dec	Thru Feb	% Change	Total
<b>Total</b>	2024	29	33	-	-	-	-	-	-	-	-	-	-	62	-15%	62
	2023	38	35	54	24	18	37	23	35	38	33	42	21	73	▼	398
<b>Civil</b>	2024	1	1	-	-	-	-	-	-	-	-	-	-	2	-33%	2
	2023	2	1	17	3	3	1	3	6	1	4	2	3	3	▼	46
<b>Criminal</b>	2024	1	7	-	-	-	-	-	-	-	-	-	-	8	-43%	8
	2023	14	-	1	6	-	10	-	9	14	2	16	-	14	▼	72
<b>Concealed Handgun Permits</b>	2024	24	23	-	-	-	-	-	-	-	-	-	-	47	-4%	47
	2023	17	32	31	12	12	23	17	18	21	25	22	16	49	▼	246
<b>Miscellaneous/ Other</b>	2024	3	2	-	-	-	-	-	-	-	-	-	-	5	-29%	5
	2023	5	2	5	3	3	3	3	2	2	2	2	2	7	▼	34

Filings by Case Category


Case Categories		Jan	Feb	Mar	Apr	May	Jun	Jul	Aug	Sep	Oct	Nov	Dec	Thru Feb	% Change	Total
<b>Contested Divorce</b>	2024	1	-	-	-	-	-	-	-	-	-	-	-	1	1	1
	2023	-	-	-	1	1	-	-	-	-	1	-	2	0	↔	5
<b>Domestic and Family - Level 1</b>	2024	-	-	-	-	-	-	-	-	-	-	-	-	0	-100%	0
	2023	1	-	16	-	-	-	-	4	-	-	-	-	1	▼	21
<b>Domestic and Family - Level 2</b>	2024	-	-	-	-	-	-	-	-	-	-	-	-	0	-100%	0
	2023	-	1	-	-	-	-	-	1	-	1	-	-	1	▼	3
<b>Felonies and Related Matters</b>	2024	1	7	-	-	-	-	-	-	-	-	-	-	8	100%	8
	2023	4	-	-	5	-	10	-	7	10	2	10	-	4	▲	48
<b>General Civil - Level 1</b>	2024	-	-	-	-	-	-	-	-	-	-	-	-	0	0	0
	2023	-	-	-	-	-	-	1	-	-	-	-	-	0	↔	1
<b>General Civil - Level 2</b>	2024	-	1	-	-	-	-	-	-	-	-	-	-	1	1	1
	2023	-	-	-	-	-	-	1	-	-	2	1	-	0	↔	4
<b>General Civil - Level 3</b>	2024	-	-	-	-	-	-	-	-	-	-	-	-	0	0	0
	2023	-	-	1	-	1	-	-	1	-	-	-	-	0	↔	3
<b>Miscellaneous Civil</b>	2024	27	25	-	-	-	-	-	-	-	-	-	-	52	-7%	52
	2023	22	34	36	15	15	26	20	20	22	27	24	18	56	▼	279
<b>Misdemeanor</b>	2024	-	-	-	-	-	-	-	-	-	-	-	-	0	-100%	0
	2023	10	-	-	1	-	-	-	2	4	-	6	-	10	▼	23
<b>Other</b>	2024	-	-	-	-	-	-	-	-	-	-	-	-	0	0	0
	2023	-	-	-	-	-	-	-	-	1	-	-	-	0	↔	1
<b>Other Criminally Related Matters</b>	2024	-	-	-	-	-	-	-	-	-	-	-	-	0	0	0
	2023	-	-	1	-	-	-	-	-	-	-	-	-	0	↔	1
<b>Probates/Wills &amp; Trusts - Level 1</b>	2024	-	-	-	-	-	-	-	-	-	-	-	-	0	0	0
	2023	-	-	-	-	-	-	-	-	1	-	-	-	0	↔	1
<b>Uncontested Divorce</b>	2024	-	-	-	-	-	-	-	-	-	-	-	-	0	-100%	0
	2023	1	-	-	2	1	1	1	-	-	-	1	1	1	▼	8

Dashboard

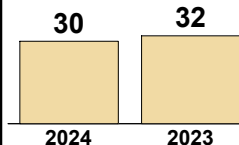
**Court:** Highland Circuit  
**Start/End Date:** Jan-23 / Feb-24  
**2023 Average Month:** 14  
**Jan-Feb 2023:** 32  
**Filings Trending:** ▼

**Circuit/Court ID:** 25 225091  
**Type of Case:** Filings  
**2024 Average Month:** 15  
**Jan-Feb 2024 :** 30  
**Overall AVG. Month:** 14

Monthly Filings Summary



Jan --- Feb Filings



Filings by Division

Divisions		Jan	Feb	Mar	Apr	May	Jun	Jul	Aug	Sep	Oct	Nov	Dec	Thru Feb	% Change	Total
<b>Total</b>	2024	16	14	-	-	-	-	-	-	-	-	-	-	30	-6%	30
	2023	13	19	30	13	11	17	8	6	9	9	6	24	32	▼	165
<b>Civil</b>	2024	2	2	-	-	-	-	-	-	-	-	-	-	4	-20%	4
	2023	2	3	4	1	1	1	1	-	2	1	-	-	5	▼	16
<b>Criminal</b>	2024	4	1	-	-	-	-	-	-	-	-	-	-	5	150%	5
	2023	2	-	8	1	3	11	1	-	2	3	2	19	2	▲	52
<b>Concealed Handgun Permits</b>	2024	9	8	-	-	-	-	-	-	-	-	-	-	17	-29%	17
	2023	9	15	18	10	7	5	5	6	3	5	3	4	24	▼	90
<b>Miscellaneous/ Other</b>	2024	1	3	-	-	-	-	-	-	-	-	-	-	4	300%	4
	2023	-	1	-	1	-	-	1	-	2	-	1	1	1	▲	7

Filings by Case Category

Case Categories		Jan	Feb	Mar	Apr	May	Jun	Jul	Aug	Sep	Oct	Nov	Dec	Thru Feb	% Change	Total
<b>Contested Divorce</b>	2024	1	-	-	-	-	-	-	-	-	-	-	-	1	1	1
	2023	-	-	1	-	1	-	1	-	-	-	-	-	0	↔	3
<b>Domestic and Family - Level 1</b>	2024	-	-	-	-	-	-	-	-	-	-	-	-	0	0	0
	2023	-	-	1	-	-	-	-	-	-	-	-	-	0	↔	1
<b>Domestic and Family - Level 2</b>	2024	-	-	-	-	-	-	-	-	-	-	-	-	0	-100%	0
	2023	1	-	-	-	-	-	-	-	-	-	-	-	1	▼	1
<b>Felonies and Related Matters</b>	2024	1	-	-	-	-	-	-	-	-	-	-	-	1	-50%	1
	2023	2	-	4	1	1	7	1	-	2	-	2	18	2	▼	38
<b>General Civil - Level 1</b>	2024	-	-	-	-	-	-	-	-	-	-	-	-	0	0	0
	2023	-	-	1	-	-	-	-	-	-	-	-	-	0	↔	1
<b>General Civil - Level 2</b>	2024	-	2	-	-	-	-	-	-	-	-	-	-	2	100%	2
	2023	-	1	1	-	-	-	-	-	1	-	-	-	1	▲	3
<b>General Civil - Level 3</b>	2024	-	-	-	-	-	-	-	-	-	-	-	-	0	-100%	0
	2023	-	1	-	-	-	-	-	-	1	-	-	-	1	▼	2
<b>Miscellaneous Civil</b>	2024	10	11	-	-	-	-	-	-	-	-	-	-	21	-16%	21
	2023	9	16	18	11	7	5	6	6	5	5	4	5	25	▼	97
<b>Misdemeanor</b>	2024	3	1	-	-	-	-	-	-	-	-	-	-	4	4	4
	2023	-	-	2	-	2	4	-	-	-	1	-	1	0	↔	10
<b>Other Criminally Related Matters</b>	2024	-	-	-	-	-	-	-	-	-	-	-	-	0	0	0
	2023	-	-	2	-	-	-	-	-	-	2	-	-	0	↔	4
<b>Probates/Wills &amp; Trusts - Level 2</b>	2024	1	-	-	-	-	-	-	-	-	-	-	-	1	1	1
	2023	-	-	-	-	-	1	-	-	-	-	-	-	0	↔	1
<b>Uncontested Divorce</b>	2024	-	-	-	-	-	-	-	-	-	-	-	-	0	-100%	0
	2023	1	1	-	1	-	-	-	-	-	1	-	-	2	▼	4




Dashboard

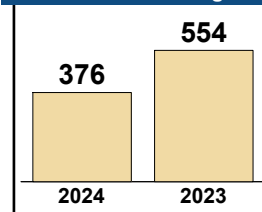
**Court:** Rockbridge Circuit  
**Start/End Date:** Jan-23 / Feb-24  
**2023 Average Month:** 187  
**Jan-Feb 2023:** 554  
**Filings Trending:** ▼

**Circuit/Court ID:** 25 225163  
**Type of Case:** Filings  
**2024 Average Month:** 188  
**Jan-Feb 2024 :** 376  
**Overall AVG. Month:** 188

Monthly Filings Summary



Jan --- Feb Filings



Filings by Division

Divisions		Jan	Feb	Mar	Apr	May	Jun	Jul	Aug	Sep	Oct	Nov	Dec	Thru Feb	% Change	Total
<b>Total</b>	2024	201	175	-	-	-	-	-	-	-	-	-	-	376	-32%	376
	2023	190	364	181	130	139	141	191	142	221	198	230	122	554	▼	2,249
<b>Civil</b>	2024	14	17	-	-	-	-	-	-	-	-	-	-	31	0%	31
	2023	10	21	34	19	22	18	27	19	26	18	18	14	31	↔	246
<b>Criminal</b>	2024	117	92	-	-	-	-	-	-	-	-	-	-	209	-45%	209
	2023	116	264	50	56	57	75	122	71	156	123	149	59	380	▼	1,298
<b>Concealed Handgun Permits</b>	2024	60	56	-	-	-	-	-	-	-	-	-	-	116	-1%	116
	2023	50	67	82	45	49	39	39	45	28	43	54	39	117	▼	580
<b>Miscellaneous/Other</b>	2024	10	10	-	-	-	-	-	-	-	-	-	-	20	-23%	20
	2023	14	12	15	10	11	9	3	7	11	14	9	10	26	▼	125

Filings by Case Category


Case Categories		Jan	Feb	Mar	Apr	May	Jun	Jul	Aug	Sep	Oct	Nov	Dec	Thru Feb	% Change	Total
<b>Administrative Law</b>	2024	-	-	-	-	-	-	-	-	-	-	-	-	0	0	0
	2023	-	-	-	1	1	-	-	3	1	1	-	-	0	↔	7
<b>Contested Divorce</b>	2024	2	2	-	-	-	-	-	-	-	-	-	-	4	33%	4
	2023	2	1	6	3	2	1	3	-	1	3	1	1	3	▲	24
<b>Domestic and Family - Level 1</b>	2024	1	1	-	-	-	-	-	-	-	-	-	-	2	-67%	2
	2023	-	6	2	1	2	-	4	-	5	8	-	5	6	▼	33
<b>Domestic and Family - Level 2</b>	2024	3	4	-	-	-	-	-	-	-	-	-	-	7	75%	7
	2023	1	3	2	4	3	1	8	2	2	-	6	1	4	▲	33
<b>Felonies and Related Matters</b>	2024	73	71	-	-	-	-	-	-	-	-	-	-	144	-50%	144
	2023	73	213	20	28	37	46	85	39	100	85	135	32	286	▼	893
<b>General Civil - Level 2</b>	2024	2	4	-	-	-	-	-	-	-	-	-	-	6	0%	6
	2023	4	2	4	2	2	4	3	4	8	4	8	1	6	↔	46
<b>General Civil - Level 3</b>	2024	2	-	-	-	-	-	-	-	-	-	-	-	2	0%	2
	2023	-	2	4	3	1	4	1	3	3	-	1	2	2	↔	24
<b>Miscellaneous Civil</b>	2024	69	66	-	-	-	-	-	-	-	-	-	-	135	-4%	135
	2023	63	77	97	56	62	48	43	51	39	54	61	49	140	▼	700
<b>Misdemeanor</b>	2024	32	20	-	-	-	-	-	-	-	-	-	-	52	-40%	52
	2023	40	47	29	21	18	25	22	22	52	32	8	22	87	▼	338
<b>Other</b>	2024	1	-	-	-	-	-	-	-	-	-	-	-	1	-50%	1
	2023	-	2	1	-	-	-	-	1	-	-	-	1	2	▼	5
<b>Other Criminally Related Matters</b>	2024	12	1	-	-	-	-	-	-	-	-	-	-	13	86%	13
	2023	3	4	1	7	2	4	15	10	4	6	6	5	7	▲	67
<b>Probates/Wills &amp; Trusts - Level 1</b>	2024	1	1	-	-	-	-	-	-	-	-	-	-	2	2	2
	2023	-	-	-	-	-	-	-	-	-	-	-	-	0	↔	0
<b>Probates/Wills &amp; Trusts - Level 2</b>	2024	-	1	-	-	-	-	-	-	-	-	-	-	1	1	1
	2023	-	-	1	2	4	2	1	-	-	-	-	-	0	↔	10
<b>Uncontested Divorce</b>	2024	3	4	-	-	-	-	-	-	-	-	-	-	7	-36%	7
	2023	4	7	14	2	5	6	6	7	6	5	4	3	11	▼	69

Dashboard

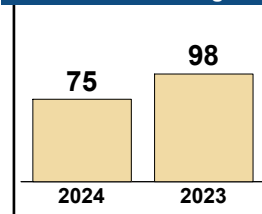
**Court:** Buena Vista Circuit  
**Start/End Date:** Jan-23 / Feb-24  
**2023 Average Month:** 46  
**Jan-Feb 2023:** 98  
**Filings Trending:** ▼

**Circuit/Court ID:** 25 225530  
**Type of Case:** Filings  
**2024 Average Month:**38  
**Jan-Feb 2024 :** 75  
**Overall AVG. Month:** 45

Monthly Filings Summary



Jan --- Feb Filings



Filings by Division

Divisions		Jan	Feb	Mar	Apr	May	Jun	Jul	Aug	Sep	Oct	Nov	Dec	Thru Feb	% Change	Total
<b>Total</b>	2024	49	26	-	-	-	-	-	-	-	-	-	-	75	-23%	75
	2023	63	35	72	46	41	37	45	38	57	56	28	36	98	▼	554
<b>Civil</b>	2024	5	1	-	-	-	-	-	-	-	-	-	-	6	200%	6
	2023	2	-	6	7	4	4	3	5	4	2	5	3	2	▲	45
<b>Criminal</b>	2024	30	18	-	-	-	-	-	-	-	-	-	-	48	-20%	48
	2023	43	17	55	26	33	23	31	19	50	37	11	19	60	▼	364
<b>Concealed Handgun Permits</b>	2024	11	6	-	-	-	-	-	-	-	-	-	-	17	-26%	17
	2023	11	12	9	6	4	5	7	7	2	10	11	11	23	▼	95
<b>Miscellaneous/ Other</b>	2024	3	1	-	-	-	-	-	-	-	-	-	-	4	-69%	4
	2023	7	6	2	6	-	3	4	7	1	7	1	3	13	▼	47
<b>Others</b>	2024	-	-	-	1	-	-	-	-	-	-	-	-	0	0	0
	2023	-	-	-	-	-	2	-	-	-	-	-	-	0	↔	3

Filings by Case Category

Case Categories		Jan	Feb	Mar	Apr	May	Jun	Jul	Aug	Sep	Oct	Nov	Dec	Thru Feb	% Change	Total
<b>Contested Divorce</b>	2024	-	-	-	-	-	-	-	-	-	-	-	-	0	0	0
	2023	-	-	1	-	1	1	1	-	-	2	2	-	0	↔	8
<b>Domestic and Family - Level 1</b>	2024	1	-	-	-	-	-	-	-	-	-	-	-	1	1	1
	2023	-	-	2	-	1	1	1	2	-	-	-	1	0	↔	8
<b>Domestic and Family - Level 2</b>	2024	-	-	-	-	-	-	-	-	-	-	-	-	0	0	0
	2023	-	-	1	2	-	-	-	-	1	-	-	-	0	↔	4
<b>Felonies and Related Matters</b>	2024	19	13	-	-	-	-	-	-	-	-	-	-	32	-33%	32
	2023	35	13	46	18	22	17	23	14	32	22	6	13	48	▼	261
<b>General Civil - Level 2</b>	2024	1	-	-	-	-	-	-	-	-	-	-	-	1	-50%	1
	2023	-	2	-	-	-	-	-	1	-	2	-	2	2	▼	7
<b>General Civil - Level 3</b>	2024	-	-	-	-	-	-	-	-	-	-	-	-	0	-100%	0
	2023	2	-	1	-	1	-	-	-	-	-	-	-	2	▼	4
<b>Miscellaneous Civil</b>	2024	16	7	-	-	-	-	-	-	-	-	-	-	23	-30%	23
	2023	17	16	10	12	4	8	11	14	3	15	12	14	33	▼	136
<b>Misdemeanor</b>	2024	9	4	-	-	-	-	-	-	-	-	-	-	13	44%	13
	2023	5	4	9	8	9	4	7	5	17	13	2	5	9	▲	88
<b>Other</b>	2024	-	-	-	-	-	-	-	-	-	-	-	-	0	0	0
	2023	-	-	-	1	-	2	-	-	-	-	-	-	0	↔	3
<b>Other Criminally Related Matters</b>	2024	2	1	-	-	-	-	-	-	-	-	-	-	3	0%	3
	2023	3	-	-	-	2	2	1	-	1	2	3	1	3	↔	15
<b>Probates/Wills &amp; Trusts - Level 2</b>	2024	1	-	-	-	-	-	-	-	-	-	-	-	1	1	1
	2023	-	-	-	2	-	-	1	-	-	-	1	-	0	↔	4
<b>Uncontested Divorce</b>	2024	-	1	-	-	-	-	-	-	-	-	-	-	1	0%	1
	2023	1	-	2	3	1	2	-	2	3	-	2	-	1	↔	16

# PLN-CCMS-10.01 CASELOAD STATISTICS OF THE CIRCUIT COURTS

Staunton

January 2023 -- February 2024 Filings

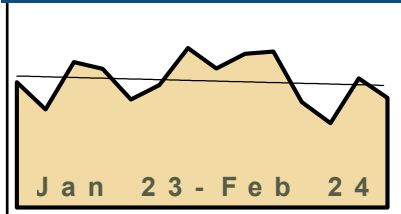
Alexandria and Fairfax Circuit are not Included in State Totals

## Dashboard

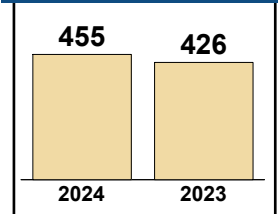
**Court:** Staunton Circuit  
**Start/End Date:** Jan-23 / Feb-24  
**2023 Average Month:** 244  
**Jan-Feb 2023:** 426  
**Filings Trending:** ▲

**Circuit/Court ID:** 25 225790  
**Type of Case:** Filings  
**2024 Average Month:** 228  
**Jan-Feb 2024 :** 455  
**Overall AVG. Month:** 242

## Monthly Filings Summary



## Jan --- Feb Filings



## Filings by Division

Divisions		Jan	Feb	Mar	Apr	May	Jun	Jul	Aug	Sep	Oct	Nov	Dec	Thru Feb	% Change	Total
<b>Total</b>	2024	246	209	-	-	-	-	-	-	-	-	-	-	455	7%	455
	2023	239	187	277	264	206	233	304	265	293	297	201	161	426	▲	2,927
<b>Civil</b>	2024	15	22	-	-	-	-	-	-	-	-	-	-	37	6%	37
	2023	18	17	21	22	20	11	17	23	15	18	17	9	35	▲	208
<b>Criminal</b>	2024	151	110	-	-	-	-	-	-	-	-	-	-	261	12%	261
	2023	131	102	170	163	115	161	200	177	221	215	118	98	233	▲	1,871
<b>Concealed Handgun Permits</b>	2024	24	36	-	-	-	-	-	-	-	-	-	-	60	-5%	60
	2023	32	31	30	34	26	18	32	21	25	32	24	21	63	▼	326
<b>Miscellaneous/ Other</b>	2024	56	39	-	-	-	-	-	-	-	-	-	-	95	1%	95
	2023	57	37	56	45	45	43	55	43	32	32	42	33	94	▲	520
<b>Others</b>	2024	-	2	-	-	-	-	-	-	-	-	-	-	2	100%	2
	2023	1	-	-	-	-	-	-	1	-	-	-	-	1	▲	2

## Filings by Case Category

Case Categories		Jan	Feb	Mar	Apr	May	Jun	Jul	Aug	Sep	Oct	Nov	Dec	Thru Feb	% Change	Total
<b>Capital Murder</b>	2024	-	-	-	-	-	-	-	-	-	-	-	-	0	0	0
	2023	-	-	-	-	-	-	-	-	-	-	-	1	0	↔	1
<b>Contested Divorce</b>	2024	3	5	-	-	-	-	-	-	-	-	-	-	8	300%	8
	2023	1	1	2	-	3	-	2	4	3	-	3	-	2	▲	19
<b>Domestic and Family - Level 1</b>	2024	2	7	-	-	-	-	-	-	-	-	-	-	9	0%	9
	2023	5	4	7	9	4	2	-	4	3	1	2	-	9	↔	41
<b>Domestic and Family - Level 2</b>	2024	2	5	-	-	-	-	-	-	-	-	-	-	7	-22%	7
	2023	3	6	4	6	3	4	7	4	4	5	4	4	9	▼	54
<b>Felonies and Related Matters</b>	2024	100	79	-	-	-	-	-	-	-	-	-	-	179	5%	179
	2023	90	81	125	135	88	97	133	141	168	170	94	62	171	▲	1,384
<b>General Civil - Level 1</b>	2024	-	-	-	-	-	-	-	-	-	-	-	-	0	0	0
	2023	-	-	-	-	-	-	-	1	-	-	-	-	0	↔	1
<b>General Civil - Level 2</b>	2024	2	1	-	-	-	-	-	-	-	-	-	-	3	-25%	3
	2023	4	-	3	1	2	1	1	2	-	3	3	-	4	▼	20
<b>General Civil - Level 3</b>	2024	2	-	-	-	-	-	-	-	-	-	-	-	2	-71%	2
	2023	6	1	3	5	3	-	4	5	2	1	2	5	7	▼	37
<b>Miscellaneous Civil</b>	2024	37	49	-	-	-	-	-	-	-	-	-	-	86	-5%	86
	2023	45	46	46	45	41	25	45	32	36	42	35	28	91	▼	466
<b>Misdemeanor</b>	2024	48	21	-	-	-	-	-	-	-	-	-	-	69	86%	69
	2023	23	14	41	20	27	40	35	31	48	30	22	17	37	▲	348
<b>Other</b>	2024	42	26	-	-	-	-	-	-	-	-	-	-	68	11%	68
	2023	39	22	34	30	28	35	38	30	20	20	28	22	61	▲	346
<b>Other Criminally Related Matters</b>	2024	7	10	-	-	-	-	-	-	-	-	-	-	17	-35%	17
	2023	19	7	4	8	-	24	32	5	5	16	2	18	26	▼	140
<b>Probates/Wills &amp; Trusts - Level 2</b>	2024	1	1	-	-	-	-	-	-	-	-	-	-	2	100%	2
	2023	1	-	1	1	1	1	1	1	2	4	2	2	1	▲	17
<b>Protective Orders</b>	2024	-	-	-	-	-	-	-	-	-	-	-	-	0	0	0
	2023	-	-	-	1	-	1	1	-	-	-	1	-	0	↔	4
<b>Uncontested Divorce</b>	2024	-	5	-	-	-	-	-	-	-	-	-	-	5	-38%	5
	2023	3	5	7	3	6	3	5	5	2	5	3	2	8	▼	49

This report reflects data in the case management system. Numbers will update accordingly as reports are refreshed and posted.

# PLN-CCMS-10.01 CASELOAD STATISTICS OF THE CIRCUIT COURTS

Waynesboro

January 2023 -- February 2024 Filings


Alexandria and Fairfax Circuit are not Included in State Totals

## Dashboard

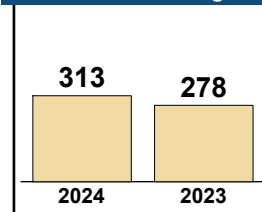
**Court:** Waynesboro Circuit  
**Start/End Date:** Jan-23 / Feb-24  
**2023 Average Month:** 149  
**Jan-Feb 2023:** 278  
**Filings Trending:** ▲

**Circuit/Court ID:** 25 225820  
**Type of Case:** Filings  
**2024 Average Month:** 157  
**Jan-Feb 2024 :** 313  
**Overall AVG. Month:** 150

## Monthly Filings Summary



## Jan --- Feb Filings



## Filings by Division

Divisions		Jan	Feb	Mar	Apr	May	Jun	Jul	Aug	Sep	Oct	Nov	Dec	Thru Feb	% Change	Total
<b>Total</b>	2024	163	150	-	-	-	-	-	-	-	-	-	-	313	13%	313
	2023	134	144	148	146	138	211	151	125	150	159	156	125	278	▲	1,787
<b>Civil</b>	2024	13	22	-	-	-	-	-	-	-	-	-	-	35	40%	35
	2023	12	13	29	21	15	11	18	21	21	16	21	10	25	▲	208
<b>Criminal</b>	2024	99	70	-	-	-	-	-	-	-	-	-	-	169	56%	169
	2023	52	56	29	73	61	127	82	49	76	81	94	64	108	▲	844
<b>Concealed Handgun Permits</b>	2024	22	40	-	-	-	-	-	-	-	-	-	-	62	13%	62
	2023	32	23	39	19	22	28	15	21	20	34	15	22	55	▲	290
<b>Miscellaneous/Other</b>	2024	29	17	-	-	-	-	-	-	-	-	-	-	46	-48%	46
	2023	38	51	51	31	40	45	36	34	33	28	26	28	89	▼	441
<b>Others</b>	2024	-	1	-	-	-	-	-	-	-	-	-	-	1	0%	1
	2023	-	1	-	2	-	-	-	-	-	-	-	-	1	↔	4

## Filings by Case Category

Case Categories		Jan	Feb	Mar	Apr	May	Jun	Jul	Aug	Sep	Oct	Nov	Dec	Thru Feb	% Change	Total
<b>Administrative Law</b>	2024	-	-	-	-	-	-	-	-	-	-	-	-	0	0	0
	2023	-	-	1	-	-	-	-	-	-	-	-	-	-	0	↔
<b>Capital Murder</b>	2024	-	-	-	-	-	-	-	-	-	-	-	-	0	0	0
	2023	-	-	-	-	1	-	-	-	-	-	-	-	0	↔	1
<b>Contested Divorce</b>	2024	2	2	-	-	-	-	-	-	-	-	-	-	4	-43%	4
	2023	3	4	-	3	2	1	3	2	2	3	-	-	7	▼	23
<b>Domestic and Family - Level 1</b>	2024	1	5	-	-	-	-	-	-	-	-	-	-	6	100%	6
	2023	1	2	4	10	2	-	3	9	2	8	5	2	3	▲	48
<b>Domestic and Family - Level 2</b>	2024	-	2	-	-	-	-	-	-	-	-	-	-	2	-33%	2
	2023	-	3	1	-	2	-	4	1	1	-	-	-	3	▼	12
<b>Felonies and Related Matters</b>	2024	83	54	-	-	-	-	-	-	-	-	-	-	137	56%	137
	2023	39	49	21	60	39	98	58	39	55	50	66	36	88	▲	610
<b>General Civil - Level 1</b>	2024	-	-	-	-	-	-	-	-	-	-	-	-	0	0	0
	2023	-	-	-	-	1	-	-	-	-	-	-	-	0	↔	1
<b>General Civil - Level 2</b>	2024	4	4	-	-	-	-	-	-	-	-	-	-	8	167%	8
	2023	3	-	4	1	3	2	-	2	3	-	4	2	3	▲	24
<b>General Civil - Level 3</b>	2024	4	3	-	-	-	-	-	-	-	-	-	-	7	0%	7
	2023	5	2	14	3	1	6	5	5	9	2	3	4	7	↔	59
<b>Miscellaneous Civil</b>	2024	27	49	-	-	-	-	-	-	-	-	-	-	76	3%	76
	2023	40	34	46	29	42	50	28	36	31	42	26	31	74	▲	435
<b>Misdemeanor</b>	2024	16	16	-	-	-	-	-	-	-	-	-	-	32	78%	32
	2023	12	6	8	13	19	26	22	10	21	29	26	21	18	▲	213
<b>Other</b>	2024	24	10	-	-	-	-	-	-	-	-	-	-	34	-51%	34
	2023	29	41	42	21	20	23	23	19	20	21	14	18	70	▼	291
<b>Other Criminally Related Matters</b>	2024	-	-	-	-	-	-	-	-	-	-	-	-	0	-100%	0
	2023	1	1	-	-	2	3	2	-	-	2	2	7	2	▼	20
<b>Probates/Wills &amp; Trusts - Level 1</b>	2024	-	-	-	-	-	-	-	-	-	-	-	-	0	0	0
	2023	-	-	-	-	-	-	1	-	-	-	1	-	0	↔	2
<b>Probates/Wills &amp; Trusts - Level 2</b>	2024	-	1	-	-	-	-	-	-	-	-	-	-	1	1	1
	2023	-	-	3	-	-	1	1	-	-	-	-	-	0	↔	5
<b>Uncontested Divorce</b>	2024	2	4	-	-	-	-	-	-	-	-	-	-	6	100%	6
	2023	1	2	4	6	4	1	1	2	6	2	9	4	3	▲	42

This report reflects data in the case management system. Numbers will update accordingly as reports are refreshed and posted.

# PLN-CCMS-10.01 CASELOAD STATISTICS OF THE CIRCUIT COURTS

Clarke

January 2023 -- February 2024 Filings

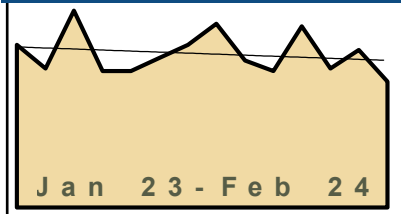
Alexandria and Fairfax Circuit are not Included in State Totals

## Dashboard

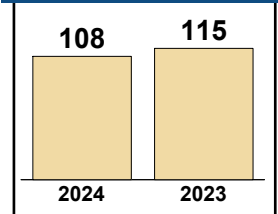
**Court:** Clarke Circuit  
**Start/End Date:** Jan-23 / Feb-24  
**2023 Average Month:** 59  
**Jan-Feb 2023:** 115  
**Filings Trending:** ▼

**Circuit/Court ID:** 26 226043  
**Type of Case:** Filings  
**2024 Average Month:** 54  
**Jan-Feb 2024 :** 108  
**Overall AVG. Month:** 59

## Monthly Filings Summary



## Jan --- Feb Filings



## Filings by Division

Divisions		Jan	Feb	Mar	Apr	May	Jun	Jul	Aug	Sep	Oct	Nov	Dec	Thru Feb	% Change	Total	
<b>Total</b>	2024	60	48	-	-	52	52	57	62	70	56	52	69	53	108	-6%	108
	2023	62	53	75	52	52	57	62	70	56	52	69	53	115	▼	713	
<b>Civil</b>	2024	10	6	-	-	-	-	-	-	-	-	-	-	16	-16%	16	
	2023	12	7	12	2	10	8	11	11	5	8	8	13	19	▼	107	
<b>Criminal</b>	2024	11	6	-	-	-	-	-	-	-	-	-	-	17	6%	17	
	2023	8	8	16	14	5	13	15	17	15	7	30	7	16	▲	155	
<b>Concealed Handgun Permits</b>	2024	27	29	-	-	-	-	-	-	-	-	-	-	56	-15%	56	
	2023	37	29	42	27	31	31	31	30	25	30	26	31	66	▼	370	
<b>Miscellaneous/ Other</b>	2024	12	7	-	-	-	-	-	-	-	-	-	-	19	36%	19	
	2023	5	9	5	9	5	5	5	12	11	7	5	2	14	▲	80	
<b>Others</b>	2024	-	-	-	-	-	-	-	-	-	-	-	-	0	0	0	
	2023	-	-	-	-	1	-	-	-	-	-	-	-	0	↔	1	

## Filings by Case Category

Case Categories		Jan	Feb	Mar	Apr	May	Jun	Jul	Aug	Sep	Oct	Nov	Dec	Thru Feb	% Change	Total
<b>Administrative Law</b>	2024	-	-	-	-	-	-	-	-	-	-	-	-	0	0	0
	2023	-	-	-	-	-	-	-	1	-	-	-	-	0	↔	1
<b>Contested Divorce</b>	2024	2	-	-	-	-	-	-	-	-	-	-	-	2	-33%	2
	2023	2	1	-	-	-	2	1	-	1	1	1	2	3	▼	11
<b>Domestic and Family - Level 1</b>	2024	-	1	-	-	-	-	-	-	-	-	-	-	1	-67%	1
	2023	3	-	1	-	-	-	3	-	-	-	1	1	3	▼	9
<b>Domestic and Family - Level 2</b>	2024	2	1	-	-	-	-	-	-	-	-	-	-	3	3	3
	2023	-	-	-	-	-	1	1	-	-	1	1	1	0	↔	5
<b>Felonies and Related Matters</b>	2024	9	6	-	-	-	-	-	-	-	-	-	-	15	0%	15
	2023	7	8	14	12	4	7	9	15	14	6	8	7	15	↔	111
<b>General Civil - Level 1</b>	2024	1	-	-	-	-	-	-	-	-	-	-	-	1	1	1
	2023	-	-	-	-	1	-	-	-	-	-	-	-	0	↔	1
<b>General Civil - Level 2</b>	2024	1	1	-	-	-	-	-	-	-	-	-	-	2	2	2
	2023	-	-	3	1	3	1	2	2	-	4	3	5	0	↔	24
<b>General Civil - Level 3</b>	2024	-	-	-	-	-	-	-	-	-	-	-	-	0	-100%	0
	2023	1	-	4	-	4	-	-	1	3	-	-	-	1	▼	13
<b>Miscellaneous Civil</b>	2024	39	34	-	-	-	-	-	-	-	-	-	-	73	-8%	73
	2023	42	37	45	35	35	35	36	40	33	36	31	32	79	▼	437
<b>Misdemeanor</b>	2024	2	-	-	-	-	-	-	-	-	-	-	-	2	0%	2
	2023	-	2	1	2	1	3	5	2	1	-	11	-	2	↔	28
<b>Other</b>	2024	-	1	-	-	-	-	-	-	-	-	-	-	1	0%	1
	2023	-	1	1	-	1	1	-	-	1	1	-	1	1	↔	7
<b>Other Criminally Related Matters</b>	2024	-	-	-	-	-	-	-	-	-	-	-	-	0	-100%	0
	2023	1	-	2	-	-	3	1	-	1	2	11	-	1	▼	21
<b>Probates/Wills &amp; Trusts - Level 1</b>	2024	1	-	-	-	-	-	-	-	-	-	-	-	1	1	1
	2023	-	-	-	-	-	-	-	-	-	-	-	-	0	↔	0
<b>Probates/Wills &amp; Trusts - Level 2</b>	2024	1	1	-	-	-	-	-	-	-	-	-	-	2	-33%	2
	2023	1	2	1	-	-	-	3	2	-	-	-	1	3	▼	10
<b>Protective Orders</b>	2024	-	-	-	-	-	-	-	-	-	-	-	-	0	0	0
	2023	-	-	-	-	-	-	1	-	-	-	-	-	0	↔	1
<b>Uncontested Divorce</b>	2024	2	3	-	-	-	-	-	-	-	-	-	-	5	-29%	5
	2023	5	2	3	2	3	4	1	6	2	1	2	3	7	▼	34

This report reflects data in the case management system. Numbers will update accordingly as reports are refreshed and posted.

Dashboard		Monthly Filings Summary		Jan --- Feb Filings	
<b>Court:</b> Frederick Circuit	<b>Circuit/Court ID:</b> 26 226069	<p>Jan 23 - Feb 24</p>		<p>779 920</p> <p>2024 2023</p>	
<b>Start/End Date:</b> Jan-23 / Feb-24	<b>Type of Case:</b> Filings				
<b>2023 Average Month:</b> 419	<b>2024 Average Month:</b> 390				
<b>Jan-Feb 2023:</b> 920	<b>Jan-Feb 2024 :</b> 779				
<b>Filings Trending:</b> ▼	<b>Overall AVG. Month:</b> 415				

Filings by Division																
Divisions		Jan	Feb	Mar	Apr	May	Jun	Jul	Aug	Sep	Oct	Nov	Dec	Thru Feb	% Change	Total
<b>Total</b>	2024	424	355	-	-	-	-	-	-	-	-	-	-	779	-15%	779
	2023	455	465	492	375	477	379	351	410	409	404	460	347	920	▼	5,024
<b>Civil</b>	2024	49	29	-	-	-	-	-	-	-	-	-	-	78	-16%	78
	2023	52	41	55	33	49	50	51	44	48	35	71	24	93	▼	553
<b>Criminal</b>	2024	186	128	-	-	-	-	-	-	-	-	-	-	314	6%	314
	2023	126	171	158	136	206	156	138	150	165	159	185	143	297	▲	1,893
<b>Concealed Handgun Permits</b>	2024	144	154	-	-	-	-	-	-	-	-	-	-	298	-28%	298
	2023	220	192	217	139	163	126	119	144	145	174	167	140	412	▼	1,946
<b>Miscellaneous/Other</b>	2024	45	44	-	-	-	-	-	-	-	-	-	-	89	-23%	89
	2023	54	61	60	65	58	45	43	72	51	36	37	40	115	▼	622
<b>Others</b>	2024	-	-	-	-	-	-	-	-	-	-	-	-	0	-100%	0
	2023	3	-	2	2	1	2	-	-	-	-	-	-	3	▼	10

Filings by Case Category																
Case Categories		Jan	Feb	Mar	Apr	May	Jun	Jul	Aug	Sep	Oct	Nov	Dec	Thru Feb	% Change	Total
<b>Administrative Law</b>	2024	1	-	-	-	-	-	-	-	-	-	-	-	1	1	1
	2023	-	-	-	-	-	-	-	-	1	-	-	-	0	↔	1
<b>Capital Murder</b>	2024	2	-	-	-	-	-	-	-	-	-	-	-	2	2	2
	2023	-	-	-	-	-	-	-	-	-	-	-	-	0	↔	0
<b>Contested Divorce</b>	2024	8	4	-	-	-	-	-	-	-	-	-	-	12	-14%	12
	2023	8	6	8	5	6	6	5	7	7	4	9	3	14	▼	74
<b>Domestic and Family - Level 1</b>	2024	3	2	-	-	-	-	-	-	-	-	-	-	5	-64%	5
	2023	9	5	2	3	1	2	1	4	5	5	5	1	14	▼	43
<b>Domestic and Family - Level 2</b>	2024	2	-	-	-	-	-	-	-	-	-	-	-	2	-33%	2
	2023	2	1	4	1	1	1	13	9	3	2	7	2	3	▼	46
<b>Felonies and Related Matters</b>	2024	130	102	-	-	-	-	-	-	-	-	-	-	232	-1%	232
	2023	94	141	101	113	152	103	101	115	116	117	126	100	235	▼	1,379
<b>General Civil - Level 1</b>	2024	1	-	-	-	-	-	-	-	-	-	-	-	1	1	1
	2023	-	-	-	-	-	-	-	-	-	-	-	1	0	↔	1
<b>General Civil - Level 2</b>	2024	11	10	-	-	-	-	-	-	-	-	-	-	21	40%	21
	2023	7	8	10	7	12	7	5	7	6	9	13	6	15	▲	97
<b>General Civil - Level 3</b>	2024	7	2	-	-	-	-	-	-	-	-	-	-	9	80%	9
	2023	2	3	3	4	4	4	8	4	3	2	4	2	5	▲	43
<b>Miscellaneous Civil</b>	2024	170	191	-	-	-	-	-	-	-	-	-	-	361	-24%	361
	2023	258	214	248	174	203	157	145	179	182	199	190	164	472	▼	2,313
<b>Misdemeanor</b>	2024	47	20	-	-	-	-	-	-	-	-	-	-	67	29%	67
	2023	29	23	44	16	54	44	33	30	40	31	51	39	52	▲	434
<b>Other</b>	2024	17	-	-	-	-	-	-	-	-	-	-	-	17	-65%	17
	2023	18	30	30	27	21	17	10	31	12	9	13	12	48	▼	230
<b>Other Criminally Related Matters</b>	2024	7	6	-	-	-	-	-	-	-	-	-	-	13	18%	13
	2023	4	7	13	8	3	11	4	5	11	12	9	5	11	▲	92
<b>Probates/Wills &amp; Trusts - Level 1</b>	2024	-	-	-	-	-	-	-	-	-	-	-	-	0	0	0
	2023	-	-	-	-	1	-	1	1	1	-	-	-	0	↔	4
<b>Probates/Wills &amp; Trusts - Level 2</b>	2024	5	3	-	-	-	-	-	-	-	-	-	-	8	0%	8
	2023	5	3	8	3	6	7	5	1	1	1	9	1	8	↔	50
<b>Protective Orders</b>	2024	-	1	-	-	-	-	-	-	-	-	-	-	1	1	1
	2023	-	-	-	-	1	-	-	2	1	2	-	1	0	↔	7
<b>Uncontested Divorce</b>	2024	13	14	-	-	-	-	-	-	-	-	-	-	27	-37%	27
	2023	19	24	21	14	12	20	20	15	20	11	24	10	43	▼	210


This report reflects data in the case management system. Numbers will update accordingly as reports are refreshed and posted.

Dashboard

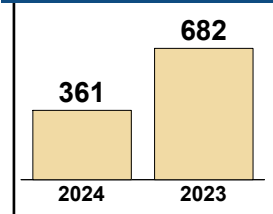
**Court:** Page Circuit  
**Start/End Date:** Jan-23 / Feb-24  
**2023 Average Month:** 236  
**Jan-Feb 2023:** 682  
**Filings Trending:** ▼

**Circuit/Court ID:** 26 226139  
**Type of Case:** Filings  
**2024 Average Month:** 181  
**Jan-Feb 2024 :** 361  
**Overall AVG. Month:** 228

Monthly Filings Summary



Jan --- Feb Filings



Filings by Division

Divisions		Jan	Feb	Mar	Apr	May	Jun	Jul	Aug	Sep	Oct	Nov	Dec	Thru Feb	% Change	Total
<b>Total</b>	2024	190	171	-	-	-	-	-	-	-	-	-	-	361	-47%	361
	2023	308	374	207	198	175	255	231	212	215	220	184	251	682	▼	2,830
<b>Civil</b>	2024	16	13	-	-	-	-	-	-	-	-	-	-	29	-6%	29
	2023	14	17	20	14	13	11	22	35	30	22	20	14	31	▼	232
<b>Criminal</b>	2024	124	87	-	-	-	-	-	-	-	-	-	-	211	-55%	211
	2023	200	270	102	127	109	191	162	121	143	125	114	184	470	▼	1,848
<b>Concealed Handgun Permits</b>	2024	38	54	-	-	-	-	-	-	-	-	-	-	92	-41%	92
	2023	79	78	64	44	41	43	30	39	31	56	36	39	157	▼	580
<b>Miscellaneous/Other</b>	2024	12	16	-	-	-	-	-	-	-	-	-	-	28	17%	28
	2023	15	9	21	13	12	10	17	17	11	17	14	14	24	▲	170
<b>Others</b>	2024	-	1	-	-	-	-	-	-	-	-	-	-	1	1	1
	2023	-	-	-	-	-	-	-	-	-	-	-	-	0	↔	0

Filings by Case Category

Case Categories		Jan	Feb	Mar	Apr	May	Jun	Jul	Aug	Sep	Oct	Nov	Dec	Thru Feb	% Change	Total
<b>Administrative Law</b>	2024	-	-	-	-	-	-	-	-	-	-	-	-	0	0	0
	2023	-	-	-	-	-	-	-	-	-	-	-	1	0	↔	1
<b>Contested Divorce</b>	2024	1	4	-	-	-	-	-	-	-	-	-	-	5	25%	5
	2023	2	2	4	3	2	2	5	3	3	4	2	-	4	▲	32
<b>Domestic and Family - Level 1</b>	2024	1	2	-	-	-	-	-	-	-	-	-	-	3	-25%	3
	2023	2	2	3	-	-	2	8	4	5	1	1	1	4	▼	29
<b>Domestic and Family - Level 2</b>	2024	3	1	-	-	-	-	-	-	-	-	-	-	4	300%	4
	2023	-	1	2	-	1	2	2	9	2	8	9	4	1	▲	40
<b>Felonies and Related Matters</b>	2024	92	54	-	-	-	-	-	-	-	-	-	-	146	-55%	146
	2023	113	212	53	57	78	95	117	81	85	82	78	112	325	▼	1,163
<b>General Civil - Level 1</b>	2024	-	-	-	-	-	-	-	-	-	-	-	-	0	-100%	0
	2023	-	1	-	-	1	-	-	-	-	-	-	-	1	▼	2
<b>General Civil - Level 2</b>	2024	2	3	-	-	-	-	-	-	-	-	-	-	5	-29%	5
	2023	4	3	1	3	3	4	-	2	4	2	3	2	7	▼	31
<b>General Civil - Level 3</b>	2024	5	2	-	-	-	-	-	-	-	-	-	-	7	40%	7
	2023	2	3	-	1	1	-	3	9	10	-	1	8	5	▲	38
<b>Miscellaneous Civil</b>	2024	47	67	-	-	-	-	-	-	-	-	-	-	114	-36%	114
	2023	91	86	84	56	50	50	47	50	41	73	49	50	177	▼	727
<b>Misdemeanor</b>	2024	33	33	-	-	-	-	-	-	-	-	-	-	66	-52%	66
	2023	87	51	36	49	25	92	36	36	44	38	29	72	138	▼	595
<b>Other</b>	2024	-	1	-	-	-	-	-	-	-	-	-	-	1	1	1
	2023	-	-	-	-	-	-	-	-	1	1	-	-	0	↔	2
<b>Other Criminally Related Matters</b>	2024	-	-	-	-	-	-	-	-	-	-	-	-	0	-100%	0
	2023	-	8	13	21	6	4	9	7	14	5	9	-	8	▼	96
<b>Probates/Wills &amp; Trusts - Level 2</b>	2024	-	-	-	-	-	-	-	-	-	-	-	-	0	0	0
	2023	-	-	1	1	-	2	1	-	1	1	-	-	0	↔	7
<b>Protective Orders</b>	2024	-	1	-	-	-	-	-	-	-	-	-	-	1	1	1
	2023	-	-	-	-	1	-	-	-	-	-	-	-	0	↔	1
<b>Uncontested Divorce</b>	2024	6	3	-	-	-	-	-	-	-	-	-	-	9	-25%	9
	2023	7	5	10	7	7	2	3	11	5	5	3	1	12	▼	66

# PLN-CCMS-10.01 CASELOAD STATISTICS OF THE CIRCUIT COURTS

Rockingham

January 2023 -- February 2024 Filings


Alexandria and Fairfax Circuit are not Included in State Totals

## Dashboard

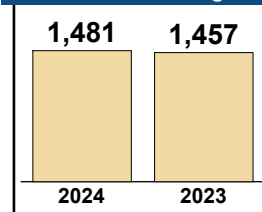
**Court:** Rockingham Circuit  
**Start/End Date:** Jan-23 / Feb-24  
**2023 Average Month:** 716  
**Jan-Feb 2023:** 1,457  
**Filings Trending:** ↔

**Circuit/Court ID:** 26 226165  
**Type of Case:** Filings  
**2024 Average Month:** 741  
**Jan-Feb 2024 :** 1,481  
**Overall AVG. Month:** 719

## Monthly Filings Summary



## Jan --- Feb Filings



## Filings by Division

Divisions		Jan	Feb	Mar	Apr	May	Jun	Jul	Aug	Sep	Oct	Nov	Dec	Thru Feb	% Change	Total
<b>Total</b>	2024	748	733	-	-	-	-	-	-	-	-	-	-	1,481	2%	1,481
	2023	757	700	885	657	690	723	606	749	633	775	590	823	1,457	▲	8,588
<b>Civil</b>	2024	78	61	-	-	-	-	-	-	-	-	-	-	139	9%	139
	2023	54	73	107	66	66	66	61	62	68	56	43	69	127	▲	791
<b>Criminal</b>	2024	299	282	-	-	-	-	-	-	-	-	-	-	581	13%	581
	2023	274	239	292	234	282	363	228	303	298	373	254	244	513	▲	3,384
<b>Concealed Handgun Permits</b>	2024	202	180	-	-	-	-	-	-	-	-	-	-	382	-16%	382
	2023	236	219	268	188	183	143	170	173	131	176	156	147	455	▼	2,190
<b>Miscellaneous/ Other</b>	2024	169	210	-	-	-	-	-	-	-	-	-	-	379	5%	379
	2023	192	169	218	169	158	151	147	211	136	170	137	363	361	▲	2,221
<b>Others</b>	2024	-	-	-	-	-	-	-	-	-	-	-	-	0	-100%	0
	2023	1	-	-	-	1	-	-	-	-	-	-	-	1	▼	2

## Filings by Case Category

Case Categories		Jan	Feb	Mar	Apr	May	Jun	Jul	Aug	Sep	Oct	Nov	Dec	Thru Feb	% Change	Total
<b>Administrative Law</b>	2024	1	-	-	-	-	-	-	-	-	-	-	-	1	1	1
	2023	-	-	1	-	1	1	1	-	2	-	-	-	0	↔	6
<b>Capital Murder</b>	2024	2	-	-	-	-	-	-	-	-	-	-	-	2	2	2
	2023	-	-	-	-	-	-	-	-	1	4	-	-	0	↔	5
<b>Contested Divorce</b>	2024	8	10	-	-	-	-	-	-	-	-	-	-	18	-25%	18
	2023	10	14	7	11	12	8	6	7	14	9	10	9	24	▼	117
<b>Domestic and Family - Level 1</b>	2024	27	8	-	-	-	-	-	-	-	-	-	-	35	150%	35
	2023	8	6	41	12	-	7	10	4	5	4	1	9	14	▲	107
<b>Domestic and Family - Level 2</b>	2024	2	2	-	-	-	-	-	-	-	-	-	-	4	-20%	4
	2023	4	1	4	5	11	7	2	5	3	2	4	11	5	▼	59
<b>Felonies and Related Matters</b>	2024	225	221	-	-	-	-	-	-	-	-	-	-	446	20%	446
	2023	207	166	242	177	217	273	171	226	224	292	184	178	373	▲	2,557
<b>General Civil - Level 1</b>	2024	1	1	-	-	-	-	-	-	-	-	-	-	2	2	2
	2023	-	-	2	-	4	1	-	-	-	-	-	1	0	↔	8
<b>General Civil - Level 2</b>	2024	11	15	-	-	-	-	-	-	-	-	-	-	26	-4%	26
	2023	9	18	14	15	13	19	7	7	8	14	7	13	27	▼	144
<b>General Civil - Level 3</b>	2024	8	4	-	-	-	-	-	-	-	-	-	-	12	9%	12
	2023	6	5	9	10	3	7	10	12	3	7	10	13	11	▲	95
<b>Miscellaneous Civil</b>	2024	245	232	-	-	-	-	-	-	-	-	-	-	477	-13%	477
	2023	285	266	353	237	232	189	220	239	173	240	198	186	551	▼	2,818
<b>Misdemeanor</b>	2024	65	55	-	-	-	-	-	-	-	-	-	-	120	-4%	120
	2023	59	66	44	50	53	80	54	68	58	69	50	56	125	▼	707
<b>Other</b>	2024	119	150	-	-	-	-	-	-	-	-	-	-	269	5%	269
	2023	139	116	127	111	101	95	96	142	95	100	88	319	255	▲	1,529
<b>Other Criminally Related Matters</b>	2024	8	6	-	-	-	-	-	-	-	-	-	-	14	-7%	14
	2023	8	7	6	7	12	10	3	9	15	8	20	13	15	▼	118
<b>Probates/Wills &amp; Trusts - Level 1</b>	2024	1	-	-	-	-	-	-	-	-	-	-	-	1	1	1
	2023	-	-	-	-	-	-	-	-	-	-	-	-	0	↔	0
<b>Probates/Wills &amp; Trusts - Level 2</b>	2024	4	4	-	-	-	-	-	-	-	-	-	-	8	-20%	8
	2023	5	5	2	5	4	1	-	2	6	4	2	-	10	▼	36
<b>Protective Orders</b>	2024	-	-	-	-	-	-	-	-	-	-	-	-	0	-100%	0
	2023	-	4	6	-	1	1	3	3	-	2	-	2	4	▼	22
<b>Uncontested Divorce</b>	2024	21	25	-	-	-	-	-	-	-	-	-	-	46	7%	46
	2023	17	26	27	17	26	24	23	25	26	20	16	13	43	▲	260

This report reflects data in the case management system. Numbers will update accordingly as reports are refreshed and posted.



# PLN-CCMS-10.01 CASELOAD STATISTICS OF THE CIRCUIT COURTS

Shenandoah

January 2023 -- February 2024 Filings


Alexandria and Fairfax Circuit are not Included in State Totals

## Dashboard

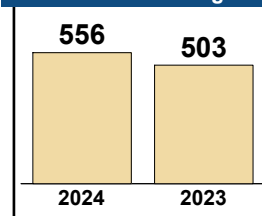
**Court:** Shenandoah Circuit  
**Start/End Date:** Jan-23 / Feb-24  
**2023 Average Month:** 315  
**Jan-Feb 2023:** 503  
**Filings Trending:** ▲

**Circuit/Court ID:** 26 226171  
**Type of Case:** Filings  
**2024 Average Month:** 278  
**Jan-Feb 2024 :** 556  
**Overall AVG. Month:** 309

## Monthly Filings Summary



## Jan --- Feb Filings



## Filings by Division

Divisions		Jan	Feb	Mar	Apr	May	Jun	Jul	Aug	Sep	Oct	Nov	Dec	Thru Feb	% Change	Total
<b>Total</b>	2024	272	284	-	-	-	-	-	-	-	-	-	-	556	11%	556
	2023	254	249	317	294	308	414	338	370	271	310	271	379	503	▲	3,775
<b>Civil</b>	2024	20	31	-	-	-	-	-	-	-	-	-	-	51	19%	51
	2023	28	15	24	16	33	16	34	23	21	32	35	16	43	▲	293
<b>Criminal</b>	2024	51	87	-	-	-	-	-	-	-	-	-	-	138	8%	138
	2023	49	79	77	96	137	231	149	88	96	112	120	101	128	▲	1,335
<b>Concealed Handgun Permits</b>	2024	102	91	-	-	-	-	-	-	-	-	-	-	193	-22%	193
	2023	135	114	161	108	99	118	79	80	77	114	69	78	249	▼	1,232
<b>Miscellaneous/ Other</b>	2024	94	66	-	-	-	-	-	-	-	-	-	-	160	93%	160
	2023	42	41	55	74	39	49	70	175	75	50	47	178	83	▲	895
<b>Others</b>	2024	5	9	-	-	-	-	-	-	-	-	-	-	14	14	14
	2023	-	-	-	-	-	-	6	4	2	2	-	6	0	↔	20

## Filings by Case Category

Case Categories		Jan	Feb	Mar	Apr	May	Jun	Jul	Aug	Sep	Oct	Nov	Dec	Thru Feb	% Change	Total
<b>Administrative Law</b>	2024	-	-	-	-	-	-	-	-	-	-	-	-	0	0	0
	2023	-	-	-	-	-	-	-	-	-	-	1	-	0	↔	1
<b>Contested Divorce</b>	2024	4	3	-	-	-	-	-	-	-	-	-	-	7	0%	7
	2023	1	6	4	4	2	3	2	5	1	4	3	3	7	↔	38
<b>Domestic and Family - Level 1</b>	2024	3	10	-	-	-	-	-	-	-	-	-	-	13	44%	13
	2023	7	2	4	1	9	3	14	8	2	1	7	4	9	▲	62
<b>Domestic and Family - Level 2</b>	2024	-	1	-	-	-	-	-	-	-	-	-	-	1	-50%	1
	2023	-	2	-	1	4	-	6	3	1	-	1	-	2	▼	18
<b>Felonies and Related Matters</b>	2024	29	59	-	-	-	-	-	-	-	-	-	-	88	-16%	88
	2023	40	65	61	60	115	108	99	70	83	86	96	38	105	▼	921
<b>General Civil - Level 1</b>	2024	-	-	-	-	-	-	-	-	-	-	-	-	0	0	0
	2023	-	-	-	-	-	-	-	-	-	1	1	-	0	↔	2
<b>General Civil - Level 2</b>	2024	7	4	-	-	-	-	-	-	-	-	-	-	11	120%	11
	2023	4	1	5	3	6	7	5	4	4	11	10	4	5	▲	64
<b>General Civil - Level 3</b>	2024	2	2	-	-	-	-	-	-	-	-	-	-	4	300%	4
	2023	-	1	2	1	1	2	2	2	1	1	1	4	1	▲	18
<b>Miscellaneous Civil</b>	2024	124	117	-	-	-	-	-	-	-	-	-	-	241	-16%	241
	2023	148	139	188	127	112	134	102	102	95	131	89	100	287	▼	1,467
<b>Misdemeanor</b>	2024	22	22	-	-	-	-	-	-	-	-	-	-	44	110%	44
	2023	8	13	10	23	28	120	45	17	13	21	21	59	21	▲	378
<b>Other</b>	2024	77	49	-	-	-	-	-	-	-	-	-	-	126	186%	126
	2023	28	16	26	56	24	31	49	152	59	37	26	161	44	▲	665
<b>Other Criminally Related Matters</b>	2024	-	6	-	-	-	-	-	-	-	-	-	-	6	200%	6
	2023	1	1	6	14	1	3	5	2	-	5	3	4	2	▲	45
<b>Probates/Wills &amp; Trusts - Level 1</b>	2024	-	-	-	-	-	-	-	-	-	-	-	-	0	0	0
	2023	-	-	1	-	1	-	-	-	2	-	1	-	0	↔	5
<b>Probates/Wills &amp; Trusts - Level 2</b>	2024	1	5	-	-	-	-	-	-	-	-	-	-	6	200%	6
	2023	2	-	2	-	-	-	1	2	1	1	-	-	2	▲	9
<b>Protective Orders</b>	2024	-	-	-	-	-	-	-	-	-	-	-	-	0	0	0
	2023	-	-	-	-	-	-	-	-	-	-	1	-	0	↔	1
<b>Uncontested Divorce</b>	2024	3	6	-	-	-	-	-	-	-	-	-	-	9	-50%	9
	2023	15	3	8	4	5	3	8	3	9	11	10	2	18	▼	81

This report reflects data in the case management system. Numbers will update accordingly as reports are refreshed and posted.

# PLN-CCMS-10.01 CASELOAD STATISTICS OF THE CIRCUIT COURTS

Warren

January 2023 -- February 2024 Filings


Alexandria and Fairfax Circuit are not Included in State Totals

## Dashboard

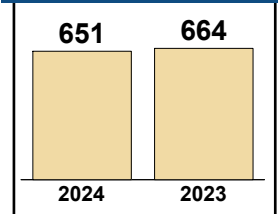
**Court:** Warren Circuit  
**Start/End Date:** Jan-23 / Feb-24  
**2023 Average Month:** 322  
**Jan-Feb 2023:** 664  
**Filings Trending:** ↔

**Circuit/Court ID:** 26 226187  
**Type of Case:** Filings  
**2024 Average Month:** 326  
**Jan-Feb 2024 :** 651  
**Overall AVG. Month:** 323

## Monthly Filings Summary



## Jan --- Feb Filings



## Filings by Division

Divisions		Jan	Feb	Mar	Apr	May	Jun	Jul	Aug	Sep	Oct	Nov	Dec	Thru Feb	% Change	Total
<b>Total</b>	2024	351	300	-	-	-	-	-	-	-	-	-	-	651	-2%	651
	2023	340	324	426	302	305	267	337	312	256	306	323	370	664	▼	3,868
<b>Civil</b>	2024	28	35	-	-	-	-	-	-	-	-	-	-	63	34%	63
	2023	20	27	16	55	33	28	34	37	26	24	35	33	47	▲	368
<b>Criminal</b>	2024	162	109	-	-	-	-	-	-	-	-	-	-	271	-10%	271
	2023	142	159	163	108	139	111	154	145	91	116	132	134	301	▼	1,594
<b>Concealed Handgun Permits</b>	2024	85	81	-	-	-	-	-	-	-	-	-	-	166	-20%	166
	2023	123	84	109	82	64	65	83	62	69	78	80	54	207	▼	953
<b>Miscellaneous/Other</b>	2024	73	75	-	-	-	-	-	-	-	-	-	-	148	36%	148
	2023	55	54	138	57	69	63	65	66	70	87	76	149	109	▲	949
<b>Others</b>	2024	3	-	-	-	-	-	-	-	-	-	-	-	3	3	3
	2023	-	-	-	-	-	-	1	2	-	1	-	-	0	↔	4

## Filings by Case Category

Case Categories		Jan	Feb	Mar	Apr	May	Jun	Jul	Aug	Sep	Oct	Nov	Dec	Thru Feb	% Change	Total
<b>Administrative Law</b>	2024	1	-	-	-	-	-	-	-	-	-	-	-	1	0%	1
	2023	1	-	1	-	-	-	-	-	-	-	-	-	1	↔	2
<b>Contested Divorce</b>	2024	2	4	-	-	-	-	-	-	-	-	-	-	6	200%	6
	2023	-	2	1	4	6	5	1	2	2	1	3	3	2	▲	30
<b>Domestic and Family - Level 1</b>	2024	2	15	-	-	-	-	-	-	-	-	-	-	17	183%	17
	2023	3	3	-	17	6	3	14	7	3	11	20	3	6	▲	90
<b>Domestic and Family - Level 2</b>	2024	2	1	-	-	-	-	-	-	-	-	-	-	3	200%	3
	2023	-	1	3	13	1	2	4	-	1	1	-	3	1	▲	29
<b>Felonies and Related Matters</b>	2024	124	82	-	-	-	-	-	-	-	-	-	-	206	0%	206
	2023	99	107	119	88	92	78	131	97	69	78	101	102	206	↔	1,161
<b>General Civil - Level 1</b>	2024	1	-	-	-	-	-	-	-	-	-	-	-	1	0%	1
	2023	-	1	-	-	-	-	-	1	-	-	-	-	1	↔	3
<b>General Civil - Level 2</b>	2024	6	6	-	-	-	-	-	-	-	-	-	-	12	71%	12
	2023	3	4	1	2	8	7	2	6	8	3	6	9	7	▲	59
<b>General Civil - Level 3</b>	2024	4	1	-	-	-	-	-	-	-	-	-	-	5	0%	5
	2023	2	3	1	4	1	-	-	2	-	1	2	8	5	↔	24
<b>Miscellaneous Civil</b>	2024	108	105	-	-	-	-	-	-	-	-	-	-	213	-15%	213
	2023	143	107	140	105	82	88	102	89	98	104	98	69	250	▼	1,225
<b>Misdemeanor</b>	2024	30	25	-	-	-	-	-	-	-	-	-	-	55	-25%	55
	2023	33	40	39	17	33	15	23	33	20	31	25	29	73	▼	338
<b>Other</b>	2024	56	48	-	-	-	-	-	-	-	-	-	-	104	60%	104
	2023	33	32	106	31	49	44	46	41	43	61	56	134	65	▲	676
<b>Other Criminally Related Matters</b>	2024	8	2	-	-	-	-	-	-	-	-	-	-	10	-55%	10
	2023	10	12	5	3	14	18	1	15	3	7	7	3	22	▼	98
<b>Probates/Wills &amp; Trusts - Level 1</b>	2024	-	1	-	-	-	-	-	-	-	-	-	-	1	1	1
	2023	-	-	-	-	-	-	-	-	-	-	-	-	0	↔	0
<b>Probates/Wills &amp; Trusts - Level 2</b>	2024	3	1	-	-	-	-	-	-	-	-	-	-	4	-43%	4
	2023	5	2	2	2	3	1	1	2	1	2	1	1	7	▼	23
<b>Uncontested Divorce</b>	2024	4	9	-	-	-	-	-	-	-	-	-	-	13	-28%	13
	2023	8	10	8	16	10	6	12	17	8	6	4	5	18	▼	110

This report reflects data in the case management system. Numbers will update accordingly as reports are refreshed and posted.

# PLN-CCMS-10.01 CASELOAD STATISTICS OF THE CIRCUIT COURTS

Winchester

January 2023 -- February 2024 Filings


Alexandria and Fairfax Circuit are not Included in State Totals

## Dashboard

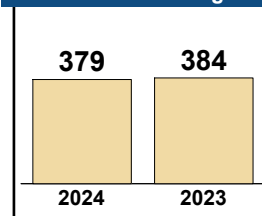
**Court:** Winchester Circuit  
**Start/End Date:** Jan-23 / Feb-24  
**2023 Average Month:** 188  
**Jan-Feb 2023:** 384  
**Filings Trending:** ↔

**Circuit/Court ID:** 26 226840  
**Type of Case:** Filings  
**2024 Average Month:** 190  
**Jan-Feb 2024 :** 379  
**Overall AVG. Month:** 188

## Monthly Filings Summary



## Jan --- Feb Filings



## Filings by Division

Divisions		Jan	Feb	Mar	Apr	May	Jun	Jul	Aug	Sep	Oct	Nov	Dec	Thru Feb	% Change	Total
<b>Total</b>	2024	185	194	-	-	-	-	-	-	-	-	-	-	379	-1%	379
	2023	228	156	192	161	203	180	152	222	222	166	227	145	384	▼	2,254
<b>Civil</b>	2024	12	19	-	-	-	-	-	-	-	-	-	-	31	-50%	31
	2023	38	24	17	18	21	27	16	34	30	21	20	19	62	▼	285
<b>Criminal</b>	2024	105	109	-	-	-	-	-	-	-	-	-	-	214	5%	214
	2023	123	80	116	90	119	94	95	130	147	95	148	81	203	▲	1,318
<b>Concealed Handgun Permits</b>	2024	26	23	-	-	-	-	-	-	-	-	-	-	49	-25%	49
	2023	42	23	25	27	18	18	13	18	17	22	22	12	65	▼	257
<b>Miscellaneous/Other</b>	2024	42	42	-	-	-	-	-	-	-	-	-	-	84	58%	84
	2023	24	29	32	26	44	40	26	38	28	27	36	32	53	▲	382
<b>Others</b>	2024	-	1	-	-	-	-	-	-	-	-	-	-	1	0%	1
	2023	1	-	2	-	1	1	2	2	-	1	1	1	1	↔	12

## Filings by Case Category

Case Categories		Jan	Feb	Mar	Apr	May	Jun	Jul	Aug	Sep	Oct	Nov	Dec	Thru Feb	% Change	Total
<b>Contested Divorce</b>	2024	2	2	-	-	-	-	-	-	-	-	-	-	4	0%	4
	2023	3	1	3	4	3	2	1	3	2	2	4	2	4	↔	30
<b>Domestic and Family - Level 1</b>	2024	1	4	-	-	-	-	-	-	-	-	-	-	5	-81%	5
	2023	17	9	3	-	3	9	-	5	12	8	1	1	26	▼	68
<b>Domestic and Family - Level 2</b>	2024	-	2	-	-	-	-	-	-	-	-	-	-	2	-75%	2
	2023	4	4	1	4	1	2	1	5	1	2	1	-	8	▼	26
<b>Felonies and Related Matters</b>	2024	76	81	-	-	-	-	-	-	-	-	-	-	157	2%	157
	2023	93	61	93	64	98	80	77	103	115	78	114	73	154	▲	1,049
<b>General Civil - Level 1</b>	2024	-	1	-	-	-	-	-	-	-	-	-	-	1	-50%	1
	2023	2	-	3	-	1	-	-	1	1	1	2	-	2	▼	11
<b>General Civil - Level 2</b>	2024	4	2	-	-	-	-	-	-	-	-	-	-	6	-33%	6
	2023	2	7	2	3	4	6	3	6	4	1	2	8	9	▼	48
<b>General Civil - Level 3</b>	2024	1	2	-	-	-	-	-	-	-	-	-	-	3	0%	3
	2023	3	-	1	2	1	1	-	1	3	-	2	4	3	↔	18
<b>Miscellaneous Civil</b>	2024	42	38	-	-	-	-	-	-	-	-	-	-	80	-6%	80
	2023	52	33	35	40	30	33	24	32	28	30	35	23	85	▼	395
<b>Misdemeanor</b>	2024	23	21	-	-	-	-	-	-	-	-	-	-	44	10%	44
	2023	27	13	21	22	18	14	14	20	29	17	29	5	40	▲	229
<b>Other</b>	2024	26	27	-	-	-	-	-	-	-	-	-	-	53	71%	53
	2023	14	17	24	13	33	27	17	26	18	20	25	20	31	▲	254
<b>Other Criminally Related Matters</b>	2024	6	7	-	-	-	-	-	-	-	-	-	-	13	44%	13
	2023	3	6	2	4	3	-	4	7	3	1	5	3	9	▲	41
<b>Probates/Wills &amp; Trusts - Level 2</b>	2024	1	2	-	-	-	-	-	-	-	-	-	-	3	-67%	3
	2023	4	5	2	2	-	-	3	1	1	3	1	2	9	▼	24
<b>Protective Orders</b>	2024	1	-	-	-	-	-	-	-	-	-	-	-	1	1	1
	2023	-	-	-	-	-	1	-	-	-	-	-	2	0	↔	3
<b>Uncontested Divorce</b>	2024	2	5	-	-	-	-	-	-	-	-	-	-	7	75%	7
	2023	4	-	2	3	8	5	8	12	5	3	4	4	4	▲	58

This report reflects data in the case management system. Numbers will update accordingly as reports are refreshed and posted.

Dashboard		Monthly Filings Summary		Jan --- Feb Filings					
<b>Court:</b> Bland Circuit <b>Start/End Date:</b> Jan-23 / Feb-24 <b>2023 Average Month:</b> 40 <b>Jan-Feb 2023:</b> 93 <b>Filings Trending:</b> ▼	<b>Circuit/Court ID:</b> 27 227021 <b>Type of Case:</b> Filings <b>2024 Average Month:</b> 37 <b>Jan-Feb 2024 :</b> 73 <b>Overall AVG. Month:</b> 40	<p style="font-weight: bold; font-size: 1.2em;">Jan 23 - Feb 24</p>	<table border="1" style="margin: auto;"> <tr> <td style="width: 50%; text-align: center; font-size: 1.5em; font-weight: bold;">73</td> <td style="width: 50%; text-align: center; font-size: 1.5em; font-weight: bold;">93</td> </tr> <tr> <td style="text-align: center; font-weight: bold;">2024</td> <td style="text-align: center; font-weight: bold;">2023</td> </tr> </table>			73	93	2024	2023
73	93								
2024	2023								

Filings by Division																	
Divisions		Jan	Feb	Mar	Apr	May	Jun	Jul	Aug	Sep	Oct	Nov	Dec	Thru Feb	% Change	Total	
<b>Total</b>	2024	37	36	-	-	25	40	36	21	34	35	36	57	29	73	-22%	73
	2023	36	57	76	25	40	36	21	34	35	36	57	29	93	▼	482	
<b>Civil</b>	2024	7	3	-	-	-	-	-	-	-	-	-	-	10	67%	10	
	2023	4	2	5	1	-	6	4	3	5	4	8	2	6	▲	44	
<b>Criminal</b>	2024	10	9	-	-	-	-	-	-	-	-	-	-	19	6%	19	
	2023	8	10	18	-	6	4	5	14	9	8	19	13	18	▲	114	
<b>Concealed Handgun Permits</b>	2024	15	24	-	-	-	-	-	-	-	-	-	-	39	-33%	39	
	2023	22	36	47	23	27	20	9	16	19	23	24	14	58	▼	280	
<b>Miscellaneous/ Other</b>	2024	5	-	-	-	-	-	-	-	-	-	-	-	5	-55%	5	
	2023	2	9	6	1	7	6	3	1	2	1	6	-	11	▼	44	

Filings by Case Category																
Case Categories		Jan	Feb	Mar	Apr	May	Jun	Jul	Aug	Sep	Oct	Nov	Dec	Thru Feb	% Change	Total
<b>Capital Murder</b>	2024	-	-	-	-	-	-	-	-	-	-	-	-	0	0	0
	2023	-	-	-	-	-	-	-	-	-	-	-	1	0	↔	1
<b>Contested Divorce</b>	2024	2	1	-	-	-	-	-	-	-	-	-	-	3	3	3
	2023	-	-	-	-	-	3	2	-	1	-	-	-	0	↔	6
<b>Domestic and Family - Level 1</b>	2024	-	-	-	-	-	-	-	-	-	-	-	-	0	0	0
	2023	-	-	4	-	-	-	-	2	-	-	-	-	0	↔	6
<b>Domestic and Family - Level 2</b>	2024	1	-	-	-	-	-	-	-	-	-	-	-	1	-50%	1
	2023	2	-	-	-	-	1	-	1	-	2	-	-	2	▼	6
<b>Felonies and Related Matters</b>	2024	10	6	-	-	-	-	-	-	-	-	-	-	16	23%	16
	2023	8	5	18	-	5	4	5	12	7	6	14	11	13	▲	95
<b>General Civil - Level 2</b>	2024	2	-	-	-	-	-	-	-	-	-	-	-	2	-60%	2
	2023	-	5	1	2	1	2	-	1	-	1	1	1	5	▼	13
<b>General Civil - Level 3</b>	2024	2	-	-	-	-	-	-	-	-	-	-	-	2	0%	2
	2023	2	-	-	-	-	-	-	1	-	1	1	-	2	↔	5
<b>Miscellaneous Civil</b>	2024	20	24	-	-	-	-	-	-	-	-	-	-	44	-32%	44
	2023	24	41	52	24	33	25	11	17	21	24	30	14	65	▼	316
<b>Misdemeanor</b>	2024	-	3	-	-	-	-	-	-	-	-	-	-	3	-40%	3
	2023	-	5	-	-	-	-	-	1	2	1	4	1	5	▼	14
<b>Other Criminally Related Matters</b>	2024	-	-	-	-	-	-	-	-	-	-	-	-	0	0	0
	2023	-	-	-	-	1	-	-	1	-	1	-	1	0	↔	4
<b>Probates/Wills &amp; Trusts - Level 2</b>	2024	-	1	-	-	-	-	-	-	-	-	-	-	1	1	1
	2023	-	-	-	1	-	-	1	-	-	-	1	-	0	↔	3
<b>Uncontested Divorce</b>	2024	-	1	-	-	-	-	-	-	-	-	-	-	1	0%	1
	2023	-	1	1	-	-	1	-	-	4	-	5	1	1	↔	13

# PLN-CCMS-10.01 CASELOAD STATISTICS OF THE CIRCUIT COURTS

Carroll

January 2023 -- February 2024 Filings

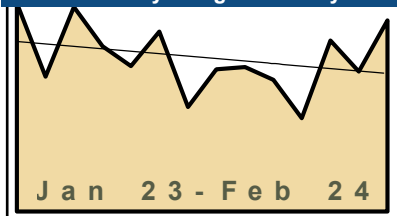
Alexandria and Fairfax Circuit are not Included in State Totals

## Dashboard

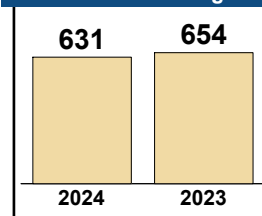
**Court:** Carroll Circuit  
**Start/End Date:** Jan-23 / Feb-24  
**2023 Average Month:** 290  
**Jan-Feb 2023:** 654  
**Filings Trending:** ▼

**Circuit/Court ID:** 27 227035  
**Type of Case:** Filings  
**2024 Average Month:** 316  
**Jan-Feb 2024 :** 631  
**Overall AVG. Month:** 294

## Monthly Filings Summary



## Jan --- Feb Filings



## Filings by Division

Divisions		Jan	Feb	Mar	Apr	May	Jun	Jul	Aug	Sep	Oct	Nov	Dec	Thru Feb	% Change	Total
<b>Total</b>	2024	267	364	-	-	-	-	-	-	-	-	-	-	631	-4%	631
	2023	397	257	390	315	277	343	199	271	275	251	178	326	654	▼	3,479
<b>Civil</b>	2024	19	24	-	-	-	-	-	-	-	-	-	-	43	-14%	43
	2023	32	18	30	37	28	26	28	17	21	33	19	18	50	▼	307
<b>Criminal</b>	2024	80	100	-	-	-	-	-	-	-	-	-	-	180	-30%	180
	2023	165	91	125	122	108	170	53	113	164	88	46	161	256	▼	1,406
<b>Concealed Handgun Permits</b>	2024	106	91	-	-	-	-	-	-	-	-	-	-	197	-22%	197
	2023	150	103	180	121	103	97	81	91	53	87	77	85	253	▼	1,228
<b>Miscellaneous/ Other</b>	2024	62	149	-	-	-	-	-	-	-	-	-	-	211	122%	211
	2023	50	45	55	35	38	48	37	50	37	43	36	61	95	▲	535
<b>Others</b>	2024	-	-	-	-	-	-	-	-	-	-	-	-	0	0	0
	2023	-	-	-	-	-	2	-	-	-	-	-	1	0	↔	3

## Filings by Case Category

Case Categories		Jan	Feb	Mar	Apr	May	Jun	Jul	Aug	Sep	Oct	Nov	Dec	Thru Feb	% Change	Total
<b>Administrative Law</b>	2024	-	-	-	-	-	-	-	-	-	-	-	-	0	0	0
	2023	-	-	-	-	-	-	-	-	1	-	-	-	0	↔	1
<b>Capital Murder</b>	2024	-	-	-	-	-	-	-	-	-	-	-	-	0	0	0
	2023	-	-	1	-	-	-	-	-	-	-	-	-	0	↔	1
<b>Contested Divorce</b>	2024	4	-	-	-	-	-	-	-	-	-	-	-	4	-20%	4
	2023	4	1	6	3	2	5	3	1	3	4	1	4	5	▼	37
<b>Domestic and Family - Level 1</b>	2024	1	1	-	-	-	-	-	-	-	-	-	-	2	-88%	2
	2023	12	4	7	2	1	1	1	2	3	8	6	4	16	▼	51
<b>Domestic and Family - Level 2</b>	2024	1	2	-	-	-	-	-	-	-	-	-	-	3	50%	3
	2023	2	-	-	8	1	7	-	1	-	6	1	2	2	▲	28
<b>Felonies and Related Matters</b>	2024	69	75	-	-	-	-	-	-	-	-	-	-	144	-33%	144
	2023	142	74	108	87	79	137	28	98	149	70	36	140	216	▼	1,148
<b>General Civil - Level 1</b>	2024	1	-	-	-	-	-	-	-	-	-	-	-	1	0%	1
	2023	1	-	-	-	1	-	2	1	-	1	1	-	1	↔	7
<b>General Civil - Level 2</b>	2024	3	2	-	-	-	-	-	-	-	-	-	-	5	0%	5
	2023	2	3	4	6	10	2	8	6	1	6	2	2	5	↔	52
<b>General Civil - Level 3</b>	2024	3	5	-	-	-	-	-	-	-	-	-	-	8	300%	8
	2023	2	-	1	4	3	3	2	1	2	1	1	2	2	▲	22
<b>Miscellaneous Civil</b>	2024	114	112	-	-	-	-	-	-	-	-	-	-	226	-20%	226
	2023	171	113	205	137	109	115	95	104	66	101	93	94	284	▼	1,403
<b>Misdemeanor</b>	2024	4	17	-	-	-	-	-	-	-	-	-	-	21	-5%	21
	2023	10	12	13	11	16	16	7	12	3	14	6	4	22	▼	124
<b>Other</b>	2024	54	129	-	-	-	-	-	-	-	-	-	-	183	195%	183
	2023	28	34	28	20	33	31	22	35	24	30	21	53	62	▲	359
<b>Other Criminally Related Matters</b>	2024	7	8	-	-	-	-	-	-	-	-	-	-	15	-21%	15
	2023	13	6	6	24	13	18	18	3	12	4	5	17	19	▼	139
<b>Probates/Wills &amp; Trusts - Level 1</b>	2024	1	-	-	-	-	-	-	-	-	-	-	-	1	-67%	1
	2023	1	2	-	-	-	-	-	-	1	-	-	-	3	▼	4
<b>Probates/Wills &amp; Trusts - Level 2</b>	2024	1	4	-	-	-	-	-	-	-	-	-	-	5	67%	5
	2023	1	2	3	-	2	2	3	1	4	1	1	-	3	▲	20
<b>Uncontested Divorce</b>	2024	4	9	-	-	-	-	-	-	-	-	-	-	13	-7%	13
	2023	8	6	8	13	7	6	10	6	6	5	4	4	14	▼	83


This report reflects data in the case management system. Numbers will update accordingly as reports are refreshed and posted.

Dashboard

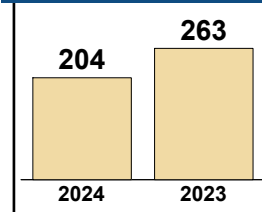
**Court:** Floyd Circuit  
**Start/End Date:** Jan-23 / Feb-24  
**2023 Average Month:** 94  
**Jan-Feb 2023:** 263  
**Filings Trending:** ▼

**Circuit/Court ID:** 27 227063  
**Type of Case:** Filings  
**2024 Average Month:** 102  
**Jan-Feb 2024 :** 204  
**Overall AVG. Month:** 95

Monthly Filings Summary



Jan --- Feb Filings



Filings by Division

Divisions		Jan	Feb	Mar	Apr	May	Jun	Jul	Aug	Sep	Oct	Nov	Dec	Thru Feb	% Change	Total
<b>Total</b>	2024	122	82	-	-	-	-	-	-	-	-	-	-	204	-22%	204
	2023	163	100	117	100	86	90	116	62	59	106	67	60	263	▼	1,126
<b>Civil</b>	2024	12	8	-	-	-	-	-	-	-	-	-	-	20	-9%	20
	2023	11	11	10	17	11	15	13	12	4	5	12	10	22	▼	131
<b>Criminal</b>	2024	70	25	-	-	-	-	-	-	-	-	-	-	95	-11%	95
	2023	85	22	33	43	29	28	66	10	26	54	22	14	107	▼	432
<b>Concealed Handgun Permits</b>	2024	29	44	-	-	-	-	-	-	-	-	-	-	73	-31%	73
	2023	56	50	61	27	39	40	27	33	21	36	24	27	106	▼	441
<b>Miscellaneous/ Other</b>	2024	11	5	-	-	-	-	-	-	-	-	-	-	16	-43%	16
	2023	11	17	13	13	7	7	10	7	8	11	9	9	28	▼	122

Filings by Case Category

Case Categories		Jan	Feb	Mar	Apr	May	Jun	Jul	Aug	Sep	Oct	Nov	Dec	Thru Feb	% Change	Total
<b>Contested Divorce</b>	2024	1	1	-	-	-	-	-	-	-	-	-	-	2	-33%	2
	2023	1	2	2	1	2	1	3	1	2	-	3	3	3	▼	21
<b>Domestic and Family - Level 1</b>	2024	6	2	-	-	-	-	-	-	-	-	-	-	8	300%	8
	2023	-	2	6	9	2	5	-	4	-	1	6	3	2	▲	38
<b>Domestic and Family - Level 2</b>	2024	-	1	-	-	-	-	-	-	-	-	-	-	1	1	1
	2023	-	-	1	2	3	-	2	-	-	-	-	-	0	↔	8
<b>Felonies and Related Matters</b>	2024	59	13	-	-	-	-	-	-	-	-	-	-	72	-3%	72
	2023	61	13	26	33	11	16	53	6	18	31	11	9	74	▼	288
<b>General Civil - Level 2</b>	2024	1	-	-	-	-	-	-	-	-	-	-	-	1	-83%	1
	2023	2	4	2	1	2	2	4	2	-	1	1	1	6	▼	22
<b>General Civil - Level 3</b>	2024	-	1	-	-	-	-	-	-	-	-	-	-	1	-50%	1
	2023	2	-	-	4	1	7	1	-	-	-	1	1	2	▼	17
<b>Miscellaneous Civil</b>	2024	40	49	-	-	-	-	-	-	-	-	-	-	89	-32%	89
	2023	67	64	72	37	44	46	36	40	29	47	29	35	131	▼	546
<b>Misdemeanor</b>	2024	10	12	-	-	-	-	-	-	-	-	-	-	22	-27%	22
	2023	23	7	5	10	18	12	13	4	5	22	10	4	30	▼	133
<b>Other</b>	2024	1	-	-	-	-	-	-	-	-	-	-	-	1	1	1
	2023	-	-	-	1	-	-	-	1	-	-	-	-	0	↔	2
<b>Other Criminally Related Matters</b>	2024	1	-	-	-	-	-	-	-	-	-	-	-	1	-67%	1
	2023	1	2	2	-	-	-	-	-	3	1	1	1	3	▼	11
<b>Probates/Wills &amp; Trusts - Level 1</b>	2024	-	-	-	-	-	-	-	-	-	-	-	-	0	-100%	0
	2023	-	1	-	-	-	-	-	-	-	-	-	-	1	▼	1
<b>Probates/Wills &amp; Trusts - Level 2</b>	2024	1	-	-	-	-	-	-	-	-	-	-	-	1	-50%	1
	2023	2	-	-	1	-	-	1	1	-	1	2	2	2	▼	10
<b>Protective Orders</b>	2024	-	1	-	-	-	-	-	-	-	-	-	-	1	-50%	1
	2023	1	1	-	-	-	-	-	-	-	-	-	-	2	▼	2
<b>Uncontested Divorce</b>	2024	2	2	-	-	-	-	-	-	-	-	-	-	4	-43%	4
	2023	3	4	1	1	3	1	3	3	2	2	3	1	7	▼	27

# PLN-CCMS-10.01 CASELOAD STATISTICS OF THE CIRCUIT COURTS

Giles

January 2023 -- February 2024 Filings


Alexandria and Fairfax Circuit are not Included in State Totals

## Dashboard

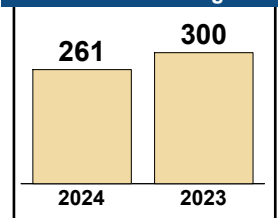
**Court:** Giles Circuit  
**Start/End Date:** Jan-23 / Feb-24  
**2023 Average Month:** 151  
**Jan-Feb 2023:** 300  
**Filings Trending:** ▼

**Circuit/Court ID:** 27 227071  
**Type of Case:** Filings  
**2024 Average Month:** 131  
**Jan-Feb 2024 :** 261  
**Overall AVG. Month:** 148

## Monthly Filings Summary



## Jan --- Feb Filings



## Filings by Division

Divisions		Jan	Feb	Mar	Apr	May	Jun	Jul	Aug	Sep	Oct	Nov	Dec	Thru Feb	% Change	Total
<b>Total</b>	2024	141	120	-	-	-	-	-	-	-	-	-	-	261	-13%	261
	2023	192	108	155	175	114	129	171	143	131	174	167	147	300	▼	1,806
<b>Civil</b>	2024	19	22	-	-	-	-	-	-	-	-	-	-	41	128%	41
	2023	6	12	16	15	25	13	18	22	31	21	12	8	18	▲	199
<b>Criminal</b>	2024	48	31	-	-	-	-	-	-	-	-	-	-	79	-19%	79
	2023	89	9	33	78	29	51	71	45	44	76	98	19	98	▼	642
<b>Concealed Handgun Permits</b>	2024	30	43	-	-	-	-	-	-	-	-	-	-	73	-42%	73
	2023	75	51	75	60	36	36	48	39	30	39	35	31	126	▼	555
<b>Miscellaneous/ Other</b>	2024	43	24	-	-	-	-	-	-	-	-	-	-	67	18%	67
	2023	22	35	30	22	24	28	34	36	26	36	22	89	57	▲	404
<b>Others</b>	2024	1	-	-	-	-	-	-	-	-	-	-	-	1	0%	1
	2023	-	1	1	-	-	1	-	1	-	2	-	-	1	↔	6

## Filings by Case Category

Case Categories		Jan	Feb	Mar	Apr	May	Jun	Jul	Aug	Sep	Oct	Nov	Dec	Thru Feb	% Change	Total
<b>Administrative Law</b>	2024	-	-	-	-	-	-	-	-	-	-	-	-	0	0	0
	2023	-	-	-	-	-	-	-	1	-	-	-	-	0	↔	1
<b>Contested Divorce</b>	2024	2	2	-	-	-	-	-	-	-	-	-	-	4	-33%	4
	2023	2	4	2	3	4	-	-	-	1	1	1	1	6	▼	19
<b>Domestic and Family - Level 1</b>	2024	9	12	-	-	-	-	-	-	-	-	-	-	21	2,000%	21
	2023	1	-	4	1	14	6	12	12	26	7	5	1	1	▲	89
<b>Domestic and Family - Level 2</b>	2024	2	-	-	-	-	-	-	-	-	-	-	-	2	2	2
	2023	-	-	1	-	-	2	1	2	1	1	-	1	0	↔	9
<b>Felonies and Related Matters</b>	2024	39	12	-	-	-	-	-	-	-	-	-	-	51	-6%	51
	2023	49	5	16	53	18	34	49	26	23	51	72	9	54	▼	405
<b>General Civil - Level 1</b>	2024	-	-	-	-	-	-	-	-	-	-	-	-	0	0	0
	2023	-	-	-	-	-	-	-	-	1	1	2	-	0	↔	4
<b>General Civil - Level 2</b>	2024	1	2	-	-	-	-	-	-	-	-	-	-	3	-25%	3
	2023	-	4	2	4	1	-	1	1	2	2	1	-	4	▼	18
<b>General Civil - Level 3</b>	2024	-	5	-	-	-	-	-	-	-	-	-	-	5	67%	5
	2023	1	2	1	1	2	2	1	2	1	2	-	2	3	▲	17
<b>Miscellaneous Civil</b>	2024	37	49	-	-	-	-	-	-	-	-	-	-	86	-39%	86
	2023	78	64	86	66	40	40	59	50	40	51	40	38	142	▼	652
<b>Misdemeanor</b>	2024	9	15	-	-	-	-	-	-	-	-	-	-	24	-41%	24
	2023	38	3	17	22	10	17	21	16	19	25	22	8	41	▼	218
<b>Other</b>	2024	36	16	-	-	-	-	-	-	-	-	-	-	52	33%	52
	2023	19	20	20	16	19	23	21	25	14	27	16	82	39	▲	302
<b>Other Criminally Related Matters</b>	2024	-	4	-	-	-	-	-	-	-	-	-	-	4	33%	4
	2023	2	1	-	3	1	-	1	3	2	1	4	2	3	▲	20
<b>Probates/Wills &amp; Trusts - Level 2</b>	2024	1	1	-	-	-	-	-	-	-	-	-	-	2	-33%	2
	2023	2	1	2	1	-	1	1	2	-	4	2	-	3	▼	16
<b>Protective Orders</b>	2024	-	-	-	-	-	-	-	-	-	-	-	-	0	0	0
	2023	-	-	-	-	1	-	-	-	-	-	-	-	0	↔	1
<b>Uncontested Divorce</b>	2024	5	2	-	-	-	-	-	-	-	-	-	-	7	75%	7
	2023	-	4	4	5	4	4	4	3	1	1	2	3	4	▲	35

This report reflects data in the case management system. Numbers will update accordingly as reports are refreshed and posted.

# PLN-CCMS-10.01 CASELOAD STATISTICS OF THE CIRCUIT COURTS

Grayson

January 2023 -- February 2024 Filings


Alexandria and Fairfax Circuit are not Included in State Totals

## Dashboard

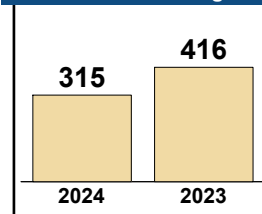
**Court:** Grayson Circuit  
**Start/End Date:** Jan-23 / Feb-24  
**2023 Average Month:** 176  
**Jan-Feb 2023:** 416  
**Filings Trending:** ▼

**Circuit/Court ID:** 27 227077  
**Type of Case:** Filings  
**2024 Average Month:** 158  
**Jan-Feb 2024 :** 315  
**Overall AVG. Month:** 173

## Monthly Filings Summary



## Jan --- Feb Filings



## Filings by Division

Divisions		Jan	Feb	Mar	Apr	May	Jun	Jul	Aug	Sep	Oct	Nov	Dec	Thru Feb	% Change	Total
<b>Total</b>	2024	148	167	-	-	-	-	-	-	-	-	-	-	315	-24%	315
	2023	250	166	244	180	169	176	194	130	113	228	135	127	416	▼	2,112
<b>Civil</b>	2024	19	21	-	-	-	-	-	-	-	-	-	-	40	38%	40
	2023	12	17	35	24	24	34	19	17	26	31	19	17	29	▲	275
<b>Criminal</b>	2024	60	77	-	-	-	-	-	-	-	-	-	-	137	-22%	137
	2023	126	50	75	80	62	71	118	50	33	123	51	52	176	▼	891
<b>Concealed Handgun Permits</b>	2024	51	50	-	-	-	-	-	-	-	-	-	-	101	-35%	101
	2023	80	76	95	53	57	49	29	31	38	53	52	33	156	▼	646
<b>Miscellaneous/ Other</b>	2024	18	19	-	-	-	-	-	-	-	-	-	-	37	-33%	37
	2023	32	23	39	23	26	22	28	32	16	20	13	25	55	▼	299
<b>Others</b>	2024	-	-	-	-	-	-	-	-	-	-	-	-	0	0	0
	2023	-	-	-	-	-	-	-	-	-	1	-	-	0	↔	1

## Filings by Case Category

Case Categories		Jan	Feb	Mar	Apr	May	Jun	Jul	Aug	Sep	Oct	Nov	Dec	Thru Feb	% Change	Total
<b>Administrative Law</b>	2024	-	-	-	-	-	-	-	-	-	-	-	-	0	0	0
	2023	-	-	-	-	-	-	-	1	-	-	-	-	0	↔	1
<b>Capital Murder</b>	2024	-	-	-	-	-	-	-	-	-	-	-	-	0	0	0
	2023	-	-	-	-	-	-	1	-	-	-	-	-	0	↔	1
<b>Contested Divorce</b>	2024	3	1	-	-	-	-	-	-	-	-	-	-	4	100%	4
	2023	1	1	2	1	1	3	2	-	2	2	1	1	2	▲	17
<b>Domestic and Family - Level 1</b>	2024	2	4	-	-	-	-	-	-	-	-	-	-	6	-25%	6
	2023	6	2	19	4	4	5	5	1	2	4	6	2	8	▼	60
<b>Domestic and Family - Level 2</b>	2024	4	2	-	-	-	-	-	-	-	-	-	-	6	200%	6
	2023	-	2	1	1	3	2	-	-	9	-	-	-	2	▲	18
<b>Felonies and Related Matters</b>	2024	45	56	-	-	-	-	-	-	-	-	-	-	101	-26%	101
	2023	98	38	65	69	40	51	94	31	19	89	35	36	136	▼	665
<b>General Civil - Level 1</b>	2024	-	-	-	-	-	-	-	-	-	-	-	-	0	-100%	0
	2023	1	-	-	-	-	-	-	-	-	-	-	-	1	▼	1
<b>General Civil - Level 2</b>	2024	-	3	-	-	-	-	-	-	-	-	-	-	3	50%	3
	2023	1	1	-	4	1	1	-	4	5	1	4	1	2	▲	23
<b>General Civil - Level 3</b>	2024	4	7	-	-	-	-	-	-	-	-	-	-	11	175%	11
	2023	2	2	4	4	10	17	2	2	3	15	4	6	4	▲	71
<b>Miscellaneous Civil</b>	2024	54	58	-	-	-	-	-	-	-	-	-	-	112	-31%	112
	2023	84	79	102	61	66	59	40	40	43	56	56	39	163	▼	725
<b>Misdemeanor</b>	2024	13	19	-	-	-	-	-	-	-	-	-	-	32	-3%	32
	2023	23	10	9	11	19	19	23	21	10	34	12	13	33	▼	204
<b>Other</b>	2024	16	13	-	-	-	-	-	-	-	-	-	-	29	-36%	29
	2023	26	19	34	16	18	14	21	24	12	17	11	20	45	▼	232
<b>Other Criminally Related Matters</b>	2024	2	3	-	-	-	-	-	-	-	-	-	-	5	-38%	5
	2023	5	3	1	1	3	2	2	-	4	2	4	3	8	▼	30
<b>Probates/Wills &amp; Trusts - Level 2</b>	2024	1	-	-	-	-	-	-	-	-	-	-	-	1	-67%	1
	2023	1	2	5	3	1	1	2	1	-	-	2	1	3	▼	19
<b>Protective Orders</b>	2024	-	-	-	-	-	-	-	-	-	-	-	-	0	0	0
	2023	-	-	-	-	-	-	-	-	-	-	-	1	0	↔	1
<b>Uncontested Divorce</b>	2024	4	1	-	-	-	-	-	-	-	-	-	-	5	-44%	5
	2023	2	7	2	5	3	2	2	5	4	8	-	4	9	▼	44

This report reflects data in the case management system. Numbers will update accordingly as reports are refreshed and posted.



# PLN-CCMS-10.01 CASELOAD STATISTICS OF THE CIRCUIT COURTS

Montgomery

January 2023 -- February 2024 Filings

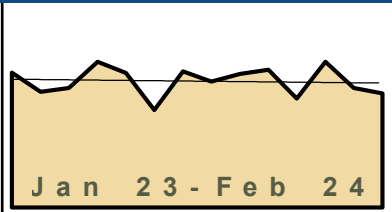
Alexandria and Fairfax Circuit are not Included in State Totals

## Dashboard

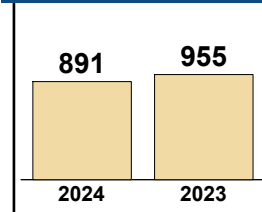
**Court:** Montgomery Circuit  
**Start/End Date:** Jan-23 / Feb-24  
**2023 Average Month:** 488  
**Jan-Feb 2023:** 955  
**Filings Trending:** ▼

**Circuit/Court ID:** 27 227121  
**Type of Case:** Filings  
**2024 Average Month:** 446  
**Jan-Feb 2024 :** 891  
**Overall AVG. Month:** 482

## Monthly Filings Summary



## Jan --- Feb Filings



## Filings by Division

Divisions		Jan	Feb	Mar	Apr	May	Jun	Jul	Aug	Sep	Oct	Nov	Dec	Thru Feb	% Change	Total
<b>Total</b>	2024	456	435	-	-	-	-	-	-	-	-	-	-	891	-7%	891
	2023	514	441	455	555	513	371	519	480	509	525	415	555	955	▼	5,852
<b>Civil</b>	2024	35	36	-	-	-	-	-	-	-	-	-	-	71	-13%	71
	2023	45	37	57	38	55	50	32	55	47	60	36	43	82	▼	555
<b>Criminal</b>	2024	247	185	-	-	-	-	-	-	-	-	-	-	432	0%	432
	2023	263	169	207	340	256	167	328	235	323	290	170	188	432	↔	2,936
<b>Concealed Handgun Permits</b>	2024	84	118	-	-	-	-	-	-	-	-	-	-	202	-19%	202
	2023	118	130	119	104	110	80	78	93	62	105	111	88	248	▼	1,198
<b>Miscellaneous/ Other</b>	2024	89	96	-	-	-	-	-	-	-	-	-	-	185	-4%	185
	2023	88	105	72	73	91	74	81	96	77	69	98	236	193	▼	1,160
<b>Others</b>	2024	1	-	-	-	-	-	-	-	-	-	-	-	1	1	1
	2023	-	-	-	-	1	-	-	1	-	1	-	-	0	↔	3

## Filings by Case Category

Case Categories		Jan	Feb	Mar	Apr	May	Jun	Jul	Aug	Sep	Oct	Nov	Dec	Thru Feb	% Change	Total
<b>Administrative Law</b>	2024	-	-	-	-	-	-	-	-	-	-	-	-	0	-100%	0
	2023	1	-	2	-	-	-	-	-	-	-	-	-	1	▼	3
<b>Contested Divorce</b>	2024	4	3	-	-	-	-	-	-	-	-	-	-	7	-22%	7
	2023	6	3	8	9	7	8	2	9	5	6	6	8	9	▼	77
<b>Domestic and Family - Level 1</b>	2024	7	2	-	-	-	-	-	-	-	-	-	-	9	800%	9
	2023	1	-	6	3	8	7	2	19	6	7	2	9	1	▲	70
<b>Domestic and Family - Level 2</b>	2024	3	4	-	-	-	-	-	-	-	-	-	-	7	600%	7
	2023	1	-	4	3	4	1	2	1	3	-	3	2	1	▲	24
<b>Felonies and Related Matters</b>	2024	139	136	-	-	-	-	-	-	-	-	-	-	275	-14%	275
	2023	198	123	139	238	147	105	225	145	200	208	91	109	321	▼	1,928
<b>General Civil - Level 1</b>	2024	-	2	-	-	-	-	-	-	-	-	-	-	2	2	2
	2023	-	-	1	2	-	3	3	-	1	1	1	-	0	↔	12
<b>General Civil - Level 2</b>	2024	5	6	-	-	-	-	-	-	-	-	-	-	11	-15%	11
	2023	4	9	8	3	12	11	7	6	13	16	5	7	13	▼	101
<b>General Civil - Level 3</b>	2024	3	7	-	-	-	-	-	-	-	-	-	-	10	-63%	10
	2023	19	8	6	3	4	7	7	7	2	6	5	9	27	▼	83
<b>Miscellaneous Civil</b>	2024	116	164	-	-	-	-	-	-	-	-	-	-	280	-7%	280
	2023	145	157	150	132	140	112	112	125	81	134	148	124	302	▼	1,560
<b>Misdemeanor</b>	2024	98	43	-	-	-	-	-	-	-	-	-	-	141	45%	141
	2023	56	41	60	92	102	58	89	83	118	67	64	69	97	▲	899
<b>Other</b>	2024	56	47	-	-	-	-	-	-	-	-	-	-	103	-26%	103
	2023	60	79	39	41	57	37	44	61	56	37	57	195	139	▼	763
<b>Other Criminally Related Matters</b>	2024	10	6	-	-	-	-	-	-	-	-	-	-	16	14%	16
	2023	9	5	8	10	7	4	14	7	5	15	15	10	14	▲	109
<b>Probates/Wills &amp; Trusts - Level 1</b>	2024	-	-	-	-	-	-	-	-	-	-	-	-	0	0	0
	2023	-	-	1	-	-	1	-	-	-	-	-	-	0	↔	2
<b>Probates/Wills &amp; Trusts - Level 2</b>	2024	1	2	-	-	-	-	-	-	-	-	-	-	3	-25%	3
	2023	1	3	4	2	2	1	-	1	1	4	1	-	4	▼	20
<b>Uncontested Divorce</b>	2024	14	13	-	-	-	-	-	-	-	-	-	-	27	4%	27
	2023	13	13	19	17	23	16	12	16	18	24	17	13	26	▲	201

This report reflects data in the case management system. Numbers will update accordingly as reports are refreshed and posted.

# PLN-CCMS-10.01 CASELOAD STATISTICS OF THE CIRCUIT COURTS

January 2023 -- February 2024 Filings

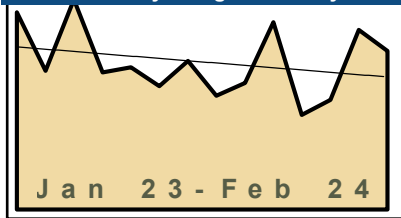
Alexandria and Fairfax Circuit are not Included in State Totals

## Dashboard

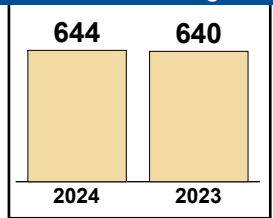
**Court:** Pulaski Circuit  
**Start/End Date:** Jan-23 / Feb-24  
**2023 Average Month:** 275  
**Jan-Feb 2023:** 640  
**Filings Trending:** ↔

**Circuit/Court ID:** 27 227155  
**Type of Case:** Filings  
**2024 Average Month:** 322  
**Jan-Feb 2024 :** 644  
**Overall AVG. Month:** 281

## Monthly Filings Summary



## Jan --- Feb Filings



## Filings by Division

Divisions	Jan	Feb	Mar	Apr	May	Jun	Jul	Aug	Sep	Oct	Nov	Dec	Thru Feb	% Change	Total
<b>Total</b>	342	302	-	261	271	235	283	217	241	357	180	209	644	1%	644
2023	376	264	400	261	271	235	283	217	241	357	180	209	640	▲	3,294
<b>Civil</b>	32	37	-	24	24	34	17	27	28	52	17	23	69	33%	69
2023	21	31	36	24	24	34	17	27	28	52	17	23	52	▲	334
<b>Criminal</b>	181	135	-	142	151	115	203	108	133	195	90	111	316	-6%	316
2023	224	113	242	142	151	115	203	108	133	195	90	111	337	▼	1,827
<b>Concealed Handgun Permits</b>	81	90	-	-	-	-	-	-	-	-	-	-	171	-22%	171
2023	111	107	109	80	82	65	59	64	67	91	60	70	218	▼	965
<b>Miscellaneous/ Other</b>	48	40	-	15	14	21	4	18	13	19	13	5	88	167%	88
2023	20	13	13	15	14	21	4	18	13	19	13	5	33	▲	168

## Filings by Case Category

Case Categories	Jan	Feb	Mar	Apr	May	Jun	Jul	Aug	Sep	Oct	Nov	Dec	Thru Feb	% Change	Total
<b>Administrative Law</b>	-	-	-	-	-	-	-	-	-	-	-	-	0	0	0
2023	-	-	-	-	-	-	-	-	1	-	-	-	0	↔	1
<b>Capital Murder</b>	-	1	-	-	-	-	-	-	-	-	-	-	1	1	1
2023	-	-	1	-	-	-	-	-	-	2	-	-	0	↔	3
<b>Contested Divorce</b>	4	2	-	-	-	-	-	-	-	-	-	-	6	-25%	6
2023	5	3	3	3	2	2	2	5	5	3	2	2	8	▼	37
<b>Domestic and Family - Level 1</b>	4	13	-	-	-	-	-	-	-	-	-	-	17	31%	17
2023	4	9	5	10	3	5	3	7	4	28	2	9	13	▲	89
<b>Domestic and Family - Level 2</b>	1	2	-	-	-	-	-	-	-	-	-	-	3	200%	3
2023	-	1	-	2	-	2	-	-	2	-	-	-	1	▲	7
<b>Felonies and Related Matters</b>	111	91	-	98	96	72	165	64	88	151	53	60	202	-6%	202
2023	154	62	169	98	96	72	165	64	88	151	53	60	216	▼	1,232
<b>General Civil - Level 1</b>	-	-	-	1	2	-	-	-	-	-	-	1	0	0	0
2023	-	-	-	1	2	-	-	-	-	-	-	1	0	↔	4
<b>General Civil - Level 2</b>	5	6	-	6	5	4	1	3	1	4	5	3	11	57%	11
2023	3	4	2	6	5	4	1	3	1	4	5	3	7	▲	41
<b>General Civil - Level 3</b>	3	2	-	1	3	6	3	4	8	3	3	2	5	0%	5
2023	2	3	4	1	3	6	3	4	8	3	3	2	5	↔	42
<b>Miscellaneous Civil</b>	86	100	-	-	-	-	-	-	-	-	-	-	186	-25%	186
2023	130	118	125	92	97	88	64	83	77	109	71	75	248	▼	1,129
<b>Misdemeanor</b>	62	39	-	36	44	39	35	36	41	36	27	45	101	0%	101
2023	55	46	61	36	44	39	35	36	41	36	27	45	101	↔	501
<b>Other</b>	42	30	-	-	-	-	-	-	-	-	-	-	72	72	72
2023	-	-	2	-	1	1	-	-	-	2	-	-	0	↔	6
<b>Other Criminally Related Matters</b>	8	5	-	-	-	-	-	-	-	-	-	-	13	-38%	13
2023	15	6	12	7	11	5	3	8	4	6	10	6	21	▼	93
<b>Probates/Wills &amp; Trusts - Level 1</b>	-	-	2	-	-	-	-	-	-	-	-	-	0	0	0
2023	-	-	2	-	-	-	-	-	-	1	-	-	0	↔	3
<b>Probates/Wills &amp; Trusts - Level 2</b>	2	4	-	1	-	1	1	1	1	1	3	1	6	200%	6
2023	-	2	3	1	-	1	1	1	1	1	3	1	2	▲	15
<b>Protective Orders</b>	1	1	-	-	-	-	-	-	-	-	-	-	2	-71%	2
2023	4	3	4	-	2	3	-	1	3	3	1	2	7	▼	26
<b>Uncontested Divorce</b>	13	6	-	3	5	7	6	5	6	8	3	3	19	73%	19
2023	4	7	8	3	5	7	6	5	6	8	3	3	11	▲	65

This report reflects data in the case management system. Numbers will update accordingly as reports are refreshed and posted.

# PLN-CCMS-10.01 CASELOAD STATISTICS OF THE CIRCUIT COURTS

Wythe

January 2023 -- February 2024 Filings


Alexandria and Fairfax Circuit are not Included in State Totals

## Dashboard

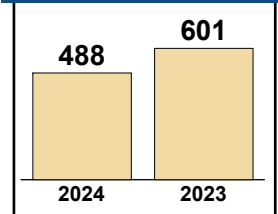
**Court:** Wythe Circuit  
**Start/End Date:** Jan-23 / Feb-24  
**2023 Average Month:** 238  
**Jan-Feb 2023:** 601  
**Filings Trending:** ▼

**Circuit/Court ID:** 27 227197  
**Type of Case:** Filings  
**2024 Average Month:** 244  
**Jan-Feb 2024 :** 488  
**Overall AVG. Month:** 239

## Monthly Filings Summary



## Jan --- Feb Filings



## Filings by Division

Divisions	Jan	Feb	Mar	Apr	May	Jun	Jul	Aug	Sep	Oct	Nov	Dec	Thru Feb	% Change	Total	
<b>Total</b>	257	231	-	-	246	213	230	165	258	157	376	152	188	488	-19%	488
2023	277	324	273	246	213	230	165	258	157	376	152	188	601	▼	2,859	
<b>Civil</b>	23	24	-	-	-	-	-	-	-	-	-	-	47	-13%	47	
2023	29	25	20	31	32	38	24	70	16	32	19	24	54	▼	360	
<b>Criminal</b>	143	97	-	-	-	-	-	-	-	-	-	-	240	-2%	240	
2023	125	120	96	86	88	99	55	104	53	250	65	75	245	▼	1,216	
<b>Concealed Handgun Permits</b>	79	91	-	-	-	-	-	-	-	-	-	-	170	-34%	170	
2023	108	151	140	113	78	73	64	66	70	75	54	70	259	▼	1,062	
<b>Miscellaneous/Other</b>	11	19	-	-	-	-	-	-	-	-	-	-	30	-30%	30	
2023	15	28	17	16	15	20	22	18	18	19	14	19	43	▼	221	
<b>Others</b>	1	-	-	-	-	-	-	-	-	-	-	-	1	1	1	
2023	-	-	-	-	-	-	-	-	-	-	-	-	0	↔	0	

## Filings by Case Category

Case Categories	Jan	Feb	Mar	Apr	May	Jun	Jul	Aug	Sep	Oct	Nov	Dec	Thru Feb	% Change	Total
<b>Administrative Law</b>	-	-	-	-	-	-	-	-	-	-	-	-	0	0	0
2023	-	-	-	-	-	1	-	-	-	-	-	-	0	↔	1
<b>Contested Divorce</b>	2	4	-	-	-	-	-	-	-	-	-	-	6	-25%	6
2023	3	5	3	3	6	5	2	9	-	5	4	4	8	▼	49
<b>Domestic and Family - Level 1</b>	8	3	-	-	-	-	-	-	-	-	-	-	11	-27%	11
2023	11	4	5	6	2	3	-	38	2	7	3	8	15	▼	89
<b>Domestic and Family - Level 2</b>	-	2	-	-	-	-	-	-	-	-	-	-	2	2	2
2023	-	-	1	1	1	-	1	1	-	-	3	-	0	↔	8
<b>Felonies and Related Matters</b>	111	71	-	-	-	-	-	-	-	-	-	-	182	-5%	182
2023	99	93	72	60	67	72	33	77	37	213	46	53	192	▼	922
<b>General Civil - Level 1</b>	-	-	-	-	-	-	-	-	-	-	-	-	0	-100%	0
2023	1	-	-	-	-	1	-	-	-	-	-	-	1	▼	2
<b>General Civil - Level 2</b>	2	4	-	-	-	-	-	-	-	-	-	-	6	50%	6
2023	2	2	-	4	3	7	4	8	3	6	4	7	4	▲	50
<b>General Civil - Level 3</b>	2	5	-	-	-	-	-	-	-	-	-	-	7	-50%	7
2023	6	8	2	4	8	7	5	6	4	6	6	6	14	▼	68
<b>Miscellaneous Civil</b>	93	108	-	-	-	-	-	-	-	-	-	-	201	-34%	201
2023	124	181	160	130	97	95	84	79	88	95	64	83	305	▼	1,280
<b>Misdemeanor</b>	28	22	-	-	-	-	-	-	-	-	-	-	50	2%	50
2023	25	24	17	28	19	21	19	21	15	36	19	21	49	▲	265
<b>Other</b>	2	-	-	-	-	-	-	-	-	-	-	-	2	0%	2
2023	-	2	-	-	-	-	-	1	1	-	1	-	2	↔	5
<b>Other Criminally Related Matters</b>	4	4	-	-	-	-	-	-	-	-	-	-	8	100%	8
2023	1	3	8	4	2	6	4	6	1	2	-	1	4	▲	38
<b>Probates/Wills &amp; Trusts - Level 1</b>	-	-	-	-	-	-	-	-	-	-	-	-	0	-100%	0
2023	1	-	-	-	-	-	-	-	-	-	-	1	1	▼	2
<b>Probates/Wills &amp; Trusts - Level 2</b>	2	-	-	-	-	-	-	-	-	-	-	-	2	0%	2
2023	-	2	3	2	2	2	2	1	2	1	1	1	2	↔	19
<b>Uncontested Divorce</b>	3	8	-	-	-	-	-	-	-	-	-	-	11	175%	11
2023	4	-	2	4	6	10	11	11	4	5	1	3	4	▲	61


This report reflects data in the case management system. Numbers will update accordingly as reports are refreshed and posted.

Dashboard

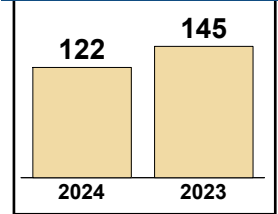
**Court:** Radford Circuit  
**Start/End Date:** Jan-23 / Feb-24  
**2023 Average Month:** 96  
**Jan-Feb 2023:** 145  
**Filings Trending:** ▼

**Circuit/Court ID:** 27 227750  
**Type of Case:** Filings  
**2024 Average Month:**61  
**Jan-Feb 2024 :** 122  
**Overall AVG. Month:** 91

Monthly Filings Summary



Jan --- Feb Filings



Filings by Division

Divisions		Jan	Feb	Mar	Apr	May	Jun	Jul	Aug	Sep	Oct	Nov	Dec	Thru Feb	% Change	Total
<b>Total</b>	2024	56	66	-	-	74	160	-	-	-	-	-	-	122	-16%	122
	2023	71	74	217	50	74	160	53	84	164	56	52	99	145	▼	1,154
<b>Civil</b>	2024	5	14	-	-	-	-	-	-	-	-	-	-	19	-14%	19
	2023	6	16	46	4	16	19	5	7	4	8	10	2	22	▼	143
<b>Criminal</b>	2024	19	21	-	-	-	-	-	-	-	-	-	-	40	-35%	40
	2023	32	30	144	20	20	119	25	34	140	22	17	69	62	▼	672
<b>Concealed Handgun Permits</b>	2024	25	22	-	-	-	-	-	-	-	-	-	-	47	4%	47
	2023	28	17	15	22	29	16	13	27	12	15	19	21	45	▲	234
<b>Miscellaneous/Other</b>	2024	7	9	-	-	-	-	-	-	-	-	-	-	16	0%	16
	2023	5	11	12	4	9	6	9	15	8	11	6	7	16	↔	103
<b>Others</b>	2024	-	-	-	-	-	-	-	-	-	-	-	-	0	0	0
	2023	-	-	-	-	-	-	1	1	-	-	-	-	0	↔	2

Filings by Case Category

Case Categories		Jan	Feb	Mar	Apr	May	Jun	Jul	Aug	Sep	Oct	Nov	Dec	Thru Feb	% Change	Total
<b>Contested Divorce</b>	2024	1	-	-	-	-	-	-	-	-	-	-	-	1	0%	1
	2023	-	1	-	-	1	4	-	-	1	-	-	1	1	↔	8
<b>Domestic and Family - Level 1</b>	2024	1	8	-	-	-	-	-	-	-	-	-	-	9	-10%	9
	2023	-	10	1	-	2	4	2	4	1	3	3	-	10	▼	30
<b>Domestic and Family - Level 2</b>	2024	-	-	-	-	-	-	-	-	-	-	-	-	0	-100%	0
	2023	-	2	3	-	-	2	1	-	-	1	-	-	2	▼	9
<b>Felonies and Related Matters</b>	2024	12	11	-	-	-	-	-	-	-	-	-	-	23	-30%	23
	2023	17	16	119	10	14	92	14	19	108	8	12	57	33	▼	486
<b>General Civil - Level 1</b>	2024	-	-	-	-	-	-	-	-	-	-	-	-	0	0	0
	2023	-	-	-	-	-	1	-	-	-	-	-	-	0	↔	1
<b>General Civil - Level 2</b>	2024	1	-	-	-	-	-	-	-	-	-	-	-	1	-75%	1
	2023	3	1	1	1	2	3	1	1	-	2	3	2	4	▼	20
<b>General Civil - Level 3</b>	2024	1	1	-	-	-	-	-	-	-	-	-	-	2	2	2
	2023	-	-	1	-	6	1	-	1	-	1	2	-	0	↔	12
<b>Miscellaneous Civil</b>	2024	31	31	-	-	-	-	-	-	-	-	-	-	62	2%	62
	2023	33	28	24	26	37	20	22	41	20	25	24	26	61	▲	326
<b>Misdemeanor</b>	2024	5	8	-	-	-	-	-	-	-	-	-	-	13	-48%	13
	2023	12	13	65	8	4	24	10	11	31	13	4	12	25	▼	207
<b>Other</b>	2024	-	-	-	-	-	-	-	-	-	-	-	-	0	0	0
	2023	-	-	-	-	1	1	1	1	-	-	-	-	0	↔	4
<b>Other Criminally Related Matters</b>	2024	2	2	-	-	-	-	-	-	-	-	-	-	4	0%	4
	2023	3	1	-	2	3	4	1	4	2	1	1	-	4	↔	22
<b>Probates/Wills &amp; Trusts - Level 1</b>	2024	-	-	-	-	-	-	-	-	-	-	-	-	0	-100%	0
	2023	1	-	-	-	-	-	-	-	-	-	-	-	1	▼	1
<b>Protective Orders</b>	2024	-	2	-	-	-	-	-	-	-	-	-	-	2	2	2
	2023	-	-	-	-	1	-	-	1	-	-	-	-	0	↔	2
<b>Uncontested Divorce</b>	2024	2	3	-	-	-	-	-	-	-	-	-	-	5	25%	5
	2023	2	2	3	3	3	4	1	1	1	2	3	1	4	▲	26

# PLN-CCMS-10.01 CASELOAD STATISTICS OF THE CIRCUIT COURTS

Smyth

January 2023 -- February 2024 Filings


Alexandria and Fairfax Circuit are not Included in State Totals

## Dashboard

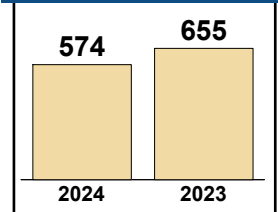
**Court:** Smyth Circuit  
**Start/End Date:** Jan-23 / Feb-24  
**2023 Average Month:** 266  
**Jan-Feb 2023:** 655  
**Filings Trending:** ▼

**Circuit/Court ID:** 28 228173  
**Type of Case:** Filings  
**2024 Average Month:** 287  
**Jan-Feb 2024 :** 574  
**Overall AVG. Month:** 269

## Monthly Filings Summary



## Jan --- Feb Filings



## Filings by Division

Divisions		Jan	Feb	Mar	Apr	May	Jun	Jul	Aug	Sep	Oct	Nov	Dec	Thru Feb	% Change	Total
<b>Total</b>	2024	290	284	-	-	-	-	-	-	-	-	-	-	574	-12%	574
	2023	375	280	341	294	281	274	150	259	225	238	204	271	655	▼	3,192
<b>Civil</b>	2024	19	23	-	-	-	-	-	-	-	-	-	-	42	-5%	42
	2023	30	14	20	18	29	49	17	39	30	19	33	22	44	▼	320
<b>Criminal</b>	2024	75	86	-	-	-	-	-	-	-	-	-	-	161	-26%	161
	2023	147	72	102	70	92	69	28	90	86	85	59	100	219	▼	1,000
<b>Concealed Handgun Permits</b>	2024	75	106	-	-	-	-	-	-	-	-	-	-	181	-28%	181
	2023	135	117	150	135	100	69	53	68	52	74	53	36	252	▼	1,042
<b>Miscellaneous/ Other</b>	2024	114	57	-	-	-	-	-	-	-	-	-	-	171	33%	171
	2023	60	69	52	67	49	78	51	50	47	55	48	103	129	▲	729
<b>Others</b>	2024	7	12	-	-	-	-	-	-	-	-	-	-	19	73%	19
	2023	3	8	17	4	11	9	1	12	10	5	11	10	11	▲	101

## Filings by Case Category

Case Categories		Jan	Feb	Mar	Apr	May	Jun	Jul	Aug	Sep	Oct	Nov	Dec	Thru Feb	% Change	Total
<b>Administrative Law</b>	2024	-	-	-	-	-	-	-	-	-	-	-	-	0	0	0
	2023	-	-	-	-	-	1	-	-	-	1	-	-	0	↔	2
<b>Contested Divorce</b>	2024	2	5	-	-	-	-	-	-	-	-	-	-	7	40%	7
	2023	4	1	4	6	6	2	6	5	3	3	3	1	5	▲	44
<b>Domestic and Family - Level 1</b>	2024	-	1	-	-	-	-	-	-	-	-	-	-	1	-90%	1
	2023	8	2	1	-	3	19	-	2	8	-	12	5	10	▼	60
<b>Domestic and Family - Level 2</b>	2024	1	4	-	-	-	-	-	-	-	-	-	-	5	-17%	5
	2023	4	2	2	2	1	3	1	4	3	4	4	1	6	▼	31
<b>Felonies and Related Matters</b>	2024	55	72	-	-	-	-	-	-	-	-	-	-	127	-31%	127
	2023	123	62	77	56	66	49	19	62	60	62	41	85	185	▼	762
<b>General Civil - Level 1</b>	2024	-	-	-	-	-	-	-	-	-	-	-	-	0	0	0
	2023	-	-	1	1	-	1	-	-	-	-	1	1	1	0	↔
<b>General Civil - Level 2</b>	2024	1	2	-	-	-	-	-	-	-	-	-	-	3	0%	3
	2023	2	1	3	-	5	4	1	8	3	1	2	2	3	↔	32
<b>General Civil - Level 3</b>	2024	4	1	-	-	-	-	-	-	-	-	-	-	5	67%	5
	2023	1	2	4	1	3	10	4	2	6	2	2	4	3	▲	41
<b>Miscellaneous Civil</b>	2024	87	126	-	-	-	-	-	-	-	-	-	-	213	-24%	213
	2023	144	137	172	151	117	111	69	87	67	93	68	44	281	▼	1,260
<b>Misdemeanor</b>	2024	16	11	-	-	-	-	-	-	-	-	-	-	27	-13%	27
	2023	21	10	22	13	26	17	9	26	21	22	15	14	31	▼	216
<b>Other</b>	2024	107	48	-	-	-	-	-	-	-	-	-	-	155	41%	155
	2023	53	57	43	53	41	43	33	42	41	38	41	101	110	▲	586
<b>Other Criminally Related Matters</b>	2024	4	3	-	-	-	-	-	-	-	-	-	-	7	133%	7
	2023	3	-	3	1	-	3	-	2	5	1	3	2	3	▲	23
<b>Probates/Wills &amp; Trusts - Level 1</b>	2024	-	-	-	-	-	-	-	-	-	-	-	-	0	0	0
	2023	-	-	-	-	-	-	-	1	-	-	-	-	0	↔	1
<b>Probates/Wills &amp; Trusts - Level 2</b>	2024	4	1	-	-	-	-	-	-	-	-	-	-	5	400%	5
	2023	1	-	3	2	2	1	3	1	2	-	1	3	1	▲	19
<b>Uncontested Divorce</b>	2024	9	10	-	-	-	-	-	-	-	-	-	-	19	12%	19
	2023	11	6	6	8	11	10	5	17	6	10	11	8	17	▲	109

This report reflects data in the case management system. Numbers will update accordingly as reports are refreshed and posted.

# PLN-CCMS-10.01 CASELOAD STATISTICS OF THE CIRCUIT COURTS

Washington

January 2023 -- February 2024 Filings


Alexandria and Fairfax Circuit are not Included in State Totals

## Dashboard

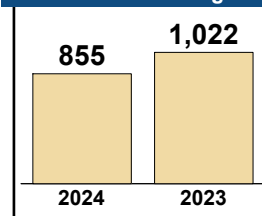
**Court:** Washington Circuit  
**Start/End Date:** Jan-23 / Feb-24  
**2023 Average Month:** 439  
**Jan-Feb 2023:** 1,022  
**Filings Trending:** ▼

**Circuit/Court ID:** 28 228191  
**Type of Case:** Filings  
**2024 Average Month:** 428  
**Jan-Feb 2024 :** 855  
**Overall AVG. Month:** 437

## Monthly Filings Summary



## Jan --- Feb Filings



## Filings by Division

Divisions		Jan	Feb	Mar	Apr	May	Jun	Jul	Aug	Sep	Oct	Nov	Dec	Thru Feb	% Change	Total
<b>Total</b>	2024	399	456	-	-	-	-	-	-	-	-	-	-	855	-16%	855
	2023	584	438	496	430	482	374	335	396	361	454	458	458	1,022	▼	5,266
<b>Civil</b>	2024	24	34	-	-	-	-	-	-	-	-	-	-	58	-30%	58
	2023	39	44	50	42	38	33	29	46	39	35	32	27	83	▼	454
<b>Criminal</b>	2024	143	187	-	-	-	-	-	-	-	-	-	-	330	-25%	330
	2023	297	144	167	201	170	171	132	135	151	229	201	142	441	▼	2,140
<b>Concealed Handgun Permits</b>	2024	145	193	-	-	-	-	-	-	-	-	-	-	338	-9%	338
	2023	177	194	204	132	204	113	102	142	108	131	154	110	371	▼	1,771
<b>Miscellaneous/ Other</b>	2024	80	42	-	-	-	-	-	-	-	-	-	-	122	-4%	122
	2023	71	56	75	55	70	57	71	73	62	58	69	175	127	▼	892
<b>Others</b>	2024	7	-	-	-	-	-	-	-	-	-	-	-	7	7	7
	2023	-	-	-	-	-	-	1	-	1	1	2	4	0	↔	9

## Filings by Case Category

Case Categories		Jan	Feb	Mar	Apr	May	Jun	Jul	Aug	Sep	Oct	Nov	Dec	Thru Feb	% Change	Total
<b>Administrative Law</b>	2024	-	-	-	-	-	-	-	-	-	-	-	-	0	0	0
	2023	-	-	-	-	-	-	-	1	-	-	-	-	0	↔	1
<b>Contested Divorce</b>	2024	3	2	-	-	-	-	-	-	-	-	-	-	5	-44%	5
	2023	4	5	5	4	8	1	2	2	5	2	3	6	9	▼	47
<b>Domestic and Family - Level 1</b>	2024	3	-	-	-	-	-	-	-	-	-	-	-	3	200%	3
	2023	-	1	10	4	1	2	7	5	-	2	2	4	1	▲	38
<b>Domestic and Family - Level 2</b>	2024	2	3	-	-	-	-	-	-	-	-	-	-	5	-29%	5
	2023	4	3	5	5	1	2	3	1	2	-	2	2	7	▼	30
<b>Felonies and Related Matters</b>	2024	116	131	-	-	-	-	-	-	-	-	-	-	247	-36%	247
	2023	281	106	126	165	127	129	105	75	104	214	147	104	387	▼	1,683
<b>General Civil - Level 1</b>	2024	-	1	-	-	-	-	-	-	-	-	-	-	1	1	1
	2023	-	-	-	-	2	-	-	2	-	-	1	-	0	↔	5
<b>General Civil - Level 2</b>	2024	5	6	-	-	-	-	-	-	-	-	-	-	11	-48%	11
	2023	13	8	7	3	5	2	5	13	7	6	8	7	21	▼	84
<b>General Civil - Level 3</b>	2024	6	6	-	-	-	-	-	-	-	-	-	-	12	33%	12
	2023	4	5	9	8	3	5	1	4	11	9	3	3	9	▲	65
<b>Miscellaneous Civil</b>	2024	169	218	-	-	-	-	-	-	-	-	-	-	387	-7%	387
	2023	196	219	232	159	236	146	127	171	127	151	179	123	415	▼	2,066
<b>Misdemeanor</b>	2024	21	56	-	-	-	-	-	-	-	-	-	-	77	48%	77
	2023	16	36	32	36	41	35	27	39	46	16	47	28	52	▲	399
<b>Other</b>	2024	58	21	-	-	-	-	-	-	-	-	-	-	79	-4%	79
	2023	48	34	48	29	44	31	45	48	45	33	49	166	82	▼	620
<b>Other Criminally Related Matters</b>	2024	6	2	-	-	-	-	-	-	-	-	-	-	8	300%	8
	2023	-	2	9	-	2	7	-	21	1	-	8	10	2	▲	60
<b>Probates/Wills &amp; Trusts - Level 1</b>	2024	-	1	-	-	-	-	-	-	-	-	-	-	1	-50%	1
	2023	2	-	-	-	1	-	1	1	1	-	1	-	2	▼	7
<b>Probates/Wills &amp; Trusts - Level 2</b>	2024	3	5	-	-	-	-	-	-	-	-	-	-	8	60%	8
	2023	-	5	4	3	1	1	3	3	1	5	1	1	5	▲	28
<b>Protective Orders</b>	2024	-	-	-	-	-	-	-	-	-	-	-	-	0	-100%	0
	2023	3	2	-	1	-	-	-	-	4	4	2	-	5	▼	16
<b>Uncontested Divorce</b>	2024	7	4	-	-	-	-	-	-	-	-	-	-	11	-56%	11
	2023	13	12	9	13	10	13	9	10	7	11	6	4	25	▼	117

This report reflects data in the case management system. Numbers will update accordingly as reports are refreshed and posted.

# PLN-CCMS-10.01 CASELOAD STATISTICS OF THE CIRCUIT COURTS

Bristol

January 2023 -- February 2024 Filings


Alexandria and Fairfax Circuit are not Included in State Totals

## Dashboard

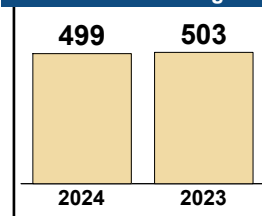
**Court:** Bristol Circuit  
**Start/End Date:** Jan-23 / Feb-24  
**2023 Average Month:** 226  
**Jan-Feb 2023:** 503  
**Filings Trending:** ↔

**Circuit/Court ID:** 28 228520  
**Type of Case:** Filings  
**2024 Average Month:** 250  
**Jan-Feb 2024 :** 499  
**Overall AVG. Month:** 229

## Monthly Filings Summary



## Jan --- Feb Filings



## Filings by Division

Divisions		Jan	Feb	Mar	Apr	May	Jun	Jul	Aug	Sep	Oct	Nov	Dec	Thru Feb	% Change	Total
<b>Total</b>	2024	205	294	-	-	-	-	-	-	-	-	-	-	499	-1%	499
	2023	225	278	225	189	190	184	326	234	178	272	246	161	503	▼	2,708
<b>Civil</b>	2024	19	18	-	-	-	-	-	-	-	-	-	-	37	12%	37
	2023	15	18	20	18	12	19	12	27	16	31	21	13	33	▲	222
<b>Criminal</b>	2024	111	203	-	-	-	-	-	-	-	-	-	-	314	17%	314
	2023	109	159	124	84	117	88	255	139	107	139	139	86	268	▲	1,546
<b>Concealed Handgun Permits</b>	2024	17	27	-	-	-	-	-	-	-	-	-	-	44	-40%	44
	2023	32	41	35	26	24	20	19	14	14	12	24	17	73	▼	278
<b>Miscellaneous/ Other</b>	2024	58	46	-	-	-	-	-	-	-	-	-	-	104	-19%	104
	2023	69	60	46	60	37	56	40	54	41	90	62	45	129	▼	660
<b>Others</b>	2024	-	-	-	1	-	-	-	-	-	-	-	-	0	0	0
	2023	-	-	-	-	-	1	-	-	-	-	-	-	0	↔	2

## Filings by Case Category

Case Categories		Jan	Feb	Mar	Apr	May	Jun	Jul	Aug	Sep	Oct	Nov	Dec	Thru Feb	% Change	Total
<b>Administrative Law</b>	2024	-	-	-	-	-	-	-	-	-	-	-	-	0	0	0
	2023	-	-	-	1	-	-	-	-	-	-	1	-	-	0	↔
<b>Contested Divorce</b>	2024	3	4	-	-	-	-	-	-	-	-	-	-	7	250%	7
	2023	1	1	4	1	-	3	2	4	1	2	2	1	2	▲	22
<b>Domestic and Family - Level 1</b>	2024	1	-	-	-	-	-	-	-	-	-	-	-	1	-88%	1
	2023	3	5	-	-	-	6	-	8	-	10	-	-	8	▼	32
<b>Domestic and Family - Level 2</b>	2024	-	-	-	-	-	-	-	-	-	-	-	-	0	-100%	0
	2023	4	1	2	3	-	2	-	-	-	3	1	1	5	▼	17
<b>Felonies and Related Matters</b>	2024	89	161	-	-	-	-	-	-	-	-	-	-	250	13%	250
	2023	89	133	88	66	95	56	201	103	80	107	99	66	222	▲	1,183
<b>General Civil - Level 1</b>	2024	-	-	-	1	-	-	-	-	-	-	-	-	0	0	0
	2023	-	-	-	-	-	-	-	-	-	-	-	1	0	↔	2
<b>General Civil - Level 2</b>	2024	2	-	-	-	-	-	-	-	-	-	-	-	2	-67%	2
	2023	4	2	2	2	1	1	-	1	-	2	3	4	6	▼	22
<b>General Civil - Level 3</b>	2024	5	6	-	-	-	-	-	-	-	-	-	-	11	-15%	11
	2023	9	4	3	8	2	-	3	11	4	19	9	2	13	▼	74
<b>Miscellaneous Civil</b>	2024	45	52	-	-	-	-	-	-	-	-	-	-	97	-16%	97
	2023	63	52	45	60	37	37	27	33	33	53	43	41	115	▼	524
<b>Misdemeanor</b>	2024	22	41	-	-	-	-	-	-	-	-	-	-	63	58%	63
	2023	14	26	25	18	18	29	48	32	23	32	26	19	40	▲	310
<b>Other</b>	2024	27	21	-	-	-	-	-	-	-	-	-	-	48	-38%	48
	2023	29	49	37	23	28	42	31	32	32	30	46	18	78	▼	397
<b>Other Criminally Related Matters</b>	2024	-	1	-	-	-	-	-	-	-	-	-	-	1	-86%	1
	2023	6	1	11	-	4	3	6	4	4	-	14	1	7	▼	54
<b>Probates/Wills &amp; Trusts - Level 2</b>	2024	-	1	-	-	-	-	-	-	-	-	-	-	1	1	1
	2023	-	-	2	1	-	1	1	-	-	2	-	3	0	↔	10
<b>Protective Orders</b>	2024	1	-	-	-	-	-	-	-	-	-	-	-	1	1	1
	2023	-	-	-	-	1	-	-	-	-	-	-	-	0	↔	1
<b>Uncontested Divorce</b>	2024	10	7	-	-	-	-	-	-	-	-	-	-	17	143%	17
	2023	3	4	6	5	4	4	7	6	1	11	3	4	7	▲	58

This report reflects data in the case management system. Numbers will update accordingly as reports are refreshed and posted.

# PLN-CCMS-10.01 CASELOAD STATISTICS OF THE CIRCUIT COURTS

Buchanan

January 2023 -- February 2024 Filings


Alexandria and Fairfax Circuit are not Included in State Totals

## Dashboard

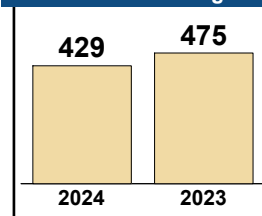
**Court:** Buchanan Circuit  
**Start/End Date:** Jan-23 / Feb-24  
**2023 Average Month:** 219  
**Jan-Feb 2023:** 475  
**Filings Trending:** ▼

**Circuit/Court ID:** 29 229027  
**Type of Case:** Filings  
**2024 Average Month:** 215  
**Jan-Feb 2024 :** 429  
**Overall AVG. Month:** 218

## Monthly Filings Summary



## Jan --- Feb Filings



## Filings by Division

Divisions		Jan	Feb	Mar	Apr	May	Jun	Jul	Aug	Sep	Oct	Nov	Dec	Thru Feb	% Change	Total
<b>Total</b>	2024	254	175	-	-	-	-	-	-	-	-	-	-	429	-10%	429
	2023	267	208	287	330	207	171	192	163	140	251	238	169	475	▼	2,623
<b>Civil</b>	2024	11	37	-	-	-	-	-	-	-	-	-	-	48	55%	48
	2023	10	21	20	29	9	13	19	20	14	17	26	16	31	▲	214
<b>Criminal</b>	2024	163	73	-	-	-	-	-	-	-	-	-	-	236	-28%	236
	2023	196	130	171	255	86	102	114	71	75	177	158	112	326	▼	1,647
<b>Concealed Handgun Permits</b>	2024	57	47	-	-	-	-	-	-	-	-	-	-	104	13%	104
	2023	49	43	81	40	99	45	51	63	42	46	46	35	92	▲	640
<b>Miscellaneous/Other</b>	2024	23	18	-	-	-	-	-	-	-	-	-	-	41	58%	41
	2023	12	14	15	6	13	11	7	9	9	11	8	6	26	▲	121
<b>Others</b>	2024	-	-	-	-	-	-	-	-	-	-	-	-	0	0	0
	2023	-	-	-	-	-	-	1	-	-	-	-	-	0	↔	1

## Filings by Case Category

Case Categories		Jan	Feb	Mar	Apr	May	Jun	Jul	Aug	Sep	Oct	Nov	Dec	Thru Feb	% Change	Total
<b>Administrative Law</b>	2024	-	-	-	-	-	-	-	-	-	-	-	-	0	0	0
	2023	-	-	1	-	-	-	-	-	-	-	-	-	1	0	↔
<b>Capital Murder</b>	2024	-	-	-	-	-	-	-	-	-	-	-	-	0	-100%	0
	2023	2	-	-	-	-	-	-	-	-	-	-	-	2	▼	2
<b>Contested Divorce</b>	2024	1	3	-	-	-	-	-	-	-	-	-	-	4	33%	4
	2023	-	3	3	1	3	2	2	1	1	2	-	2	3	▲	20
<b>Domestic and Family - Level 1</b>	2024	1	13	-	-	-	-	-	-	-	-	-	-	14	367%	14
	2023	3	-	4	4	-	-	6	10	4	2	-	3	3	▲	36
<b>Domestic and Family - Level 2</b>	2024	1	4	-	-	-	-	-	-	-	-	-	-	5	25%	5
	2023	2	2	2	2	1	2	3	2	1	1	2	1	4	▲	21
<b>Felonies and Related Matters</b>	2024	125	55	-	-	-	-	-	-	-	-	-	-	180	-24%	180
	2023	135	103	121	192	68	85	85	48	57	120	142	81	238	▼	1,237
<b>General Civil - Level 2</b>	2024	4	9	-	-	-	-	-	-	-	-	-	-	13	30%	13
	2023	4	6	6	4	1	5	1	1	3	9	3	1	10	▲	44
<b>General Civil - Level 3</b>	2024	4	1	-	-	-	-	-	-	-	-	-	-	5	-44%	5
	2023	1	8	1	-	2	2	1	2	2	-	3	3	9	▼	25
<b>Miscellaneous Civil</b>	2024	76	63	-	-	-	-	-	-	-	-	-	-	139	25%	139
	2023	58	53	95	46	111	54	56	72	50	54	52	40	111	▲	741
<b>Misdemeanor</b>	2024	38	17	-	-	-	-	-	-	-	-	-	-	55	-20%	55
	2023	50	19	38	59	18	17	27	16	13	55	35	31	69	▼	378
<b>Other</b>	2024	1	-	-	-	-	-	-	-	-	-	-	-	1	1	1
	2023	-	-	-	-	-	-	1	1	-	1	-	-	0	↔	3
<b>Other Criminally Related Matters</b>	2024	-	1	-	-	-	-	-	-	-	-	-	-	1	-94%	1
	2023	9	8	12	16	-	1	2	7	5	2	-	-	17	▼	62
<b>Probates/Wills &amp; Trusts - Level 1</b>	2024	-	1	-	-	-	-	-	-	-	-	-	-	1	1	1
	2023	-	-	-	-	-	1	-	-	-	-	-	-	0	↔	1
<b>Probates/Wills &amp; Trusts - Level 2</b>	2024	1	-	-	-	-	-	-	-	-	-	-	-	1	-50%	1
	2023	-	2	1	-	1	-	1	-	-	1	-	3	2	▼	9
<b>Protective Orders</b>	2024	-	2	-	-	-	-	-	-	-	-	-	-	2	2	2
	2023	-	-	1	-	-	1	-	-	-	-	-	-	0	↔	2
<b>Uncontested Divorce</b>	2024	2	6	-	-	-	-	-	-	-	-	-	-	8	14%	8
	2023	3	4	3	5	2	1	7	3	4	4	1	3	7	▲	40

This report reflects data in the case management system. Numbers will update accordingly as reports are refreshed and posted.



# PLN-CCMS-10.01 CASELOAD STATISTICS OF THE CIRCUIT COURTS

Dickenson

January 2023 -- February 2024 Filings

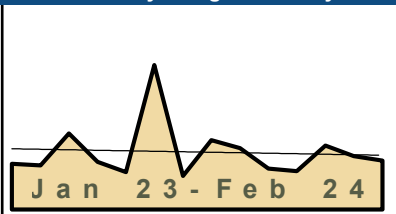
Alexandria and Fairfax Circuit are not Included in State Totals

## Dashboard

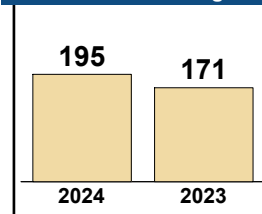
**Court:** Dickenson Circuit  
**Start/End Date:** Jan-23 / Feb-24  
**2023 Average Month:** 112  
**Jan-Feb 2023:** 171  
**Filings Trending:** ▲

**Circuit/Court ID:** 29 229051  
**Type of Case:** Filings  
**2024 Average Month:** 98  
**Jan-Feb 2024 :** 195  
**Overall AVG. Month:** 110

## Monthly Filings Summary



## Jan --- Feb Filings



## Filings by Division

Divisions	Jan	Feb	Mar	Apr	May	Jun	Jul	Aug	Sep	Oct	Nov	Dec	Thru Feb	% Change	Total
<b>Total</b>	102	93	-	-	71	275	64	132	117	78	73	122	195	14%	1,339
<b>Civil</b>	7	13	-	-	16	11	10	22	8	13	4	22	20	-39%	20
<b>Criminal</b>	44	26	-	-	28	224	27	45	63	20	21	30	70	59%	70
<b>Concealed Handgun Permits</b>	38	33	-	-	17	24	17	42	30	28	36	26	71	-3%	71
<b>Miscellaneous/Other</b>	11	20	-	-	10	16	10	23	16	17	12	44	31	48%	31
<b>Others</b>	2	1	-	-	-	-	-	-	-	-	-	-	3	3	3
	-	-	1	-	-	-	-	-	-	-	-	-	0	↔	1

## Filings by Case Category

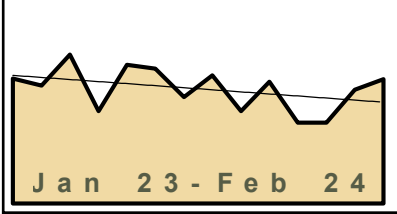
Case Categories	Jan	Feb	Mar	Apr	May	Jun	Jul	Aug	Sep	Oct	Nov	Dec	Thru Feb	% Change	Total
<b>Capital Murder</b>	-	-	-	-	-	-	-	-	-	-	-	-	0	0	0
<b>Contested Divorce</b>	3	1	-	-	-	-	-	-	-	-	-	-	4	100%	4
<b>Domestic and Family - Level 1</b>	-	1	-	-	-	-	-	-	-	-	-	-	1	-50%	1
<b>Domestic and Family - Level 2</b>	-	1	-	-	-	-	-	-	-	-	-	-	1	-50%	1
<b>Felonies and Related Matters</b>	44	26	-	-	25	165	22	32	48	18	15	22	70	84%	70
<b>General Civil - Level 2</b>	2	2	-	-	4	-	-	-	-	-	-	-	4	0%	4
<b>General Civil - Level 3</b>	2	2	4	1	4	-	1	1	1	2	1	5	4	↔	24
<b>Miscellaneous Civil</b>	44	42	-	-	21	31	21	48	36	35	43	33	86	6%	86
<b>Misdemeanor</b>	-	-	-	-	-	-	-	-	-	-	-	-	0	-100%	0
<b>Other</b>	6	12	-	-	6	8	7	16	9	10	4	34	18	50%	18
<b>Other Criminally Related Matters</b>	-	-	-	-	1	1	3	3	-	-	2	1	1	↔	12
<b>Probates/Wills &amp; Trusts - Level 1</b>	-	-	-	-	-	-	-	-	-	-	-	-	0	-100%	0
<b>Probates/Wills &amp; Trusts - Level 2</b>	1	3	-	1	-	-	-	3	-	1	1	1	4	↔	11
<b>Uncontested Divorce</b>	1	6	-	-	5	4	3	4	-	7	-	4	7	-30%	7
	4	6	10	5	5	4	3	4	-	7	-	4	10	↔	52

Dashboard


**Court:** Russell Circuit  
**Start/End Date:** Jan-23 / Feb-24  
**2023 Average Month:** 217  
**Jan-Feb 2023:** 463  
**Filings Trending:** ↔

**Circuit/Court ID:** 29 229167  
**Type of Case:** Filings  
**2024 Average Month:** 227  
**Jan-Feb 2024 :** 454  
**Overall AVG. Month:** 219

Monthly Filings Summary



Jan --- Feb Filings


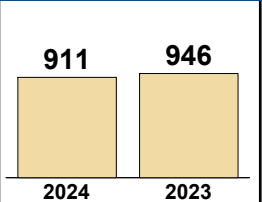


Filings by Division

Divisions		Jan	Feb	Mar	Apr	May	Jun	Jul	Aug	Sep	Oct	Nov	Dec	Thru Feb	% Change	Total
<b>Total</b>	2024	217	237	-	-	-	-	-	-	-	-	-	-	454	-2%	454
	2023	238	225	284	176	264	257	203	244	176	232	154	154	463	▼	2,607
<b>Civil</b>	2024	15	26	-	-	-	-	-	-	-	-	-	-	41	-25%	41
	2023	27	28	41	17	24	39	20	29	22	26	23	27	55	▼	323
<b>Criminal</b>	2024	100	93	-	-	-	-	-	-	-	-	-	-	193	8%	193
	2023	102	76	108	54	124	119	110	127	75	121	71	50	178	▲	1,137
<b>Concealed Handgun Permits</b>	2024	71	94	-	-	-	-	-	-	-	-	-	-	165	8%	165
	2023	71	82	94	83	67	65	48	47	47	53	46	49	153	▲	752
<b>Miscellaneous/ Other</b>	2024	31	24	-	-	-	-	-	-	-	-	-	-	55	-29%	55
	2023	38	39	41	22	49	34	25	41	32	32	14	28	77	▼	395

Filings by Case Category

Case Categories		Jan	Feb	Mar	Apr	May	Jun	Jul	Aug	Sep	Oct	Nov	Dec	Thru Feb	% Change	Total
<b>Contested Divorce</b>	2024	-	6	-	-	-	-	-	-	-	-	-	-	6	50%	6
	2023	2	2	4	4	2	4	1	1	1	7	4	6	4	▲	38
<b>Domestic and Family - Level 1</b>	2024	7	3	-	-	-	-	-	-	-	-	-	-	10	67%	10
	2023	1	5	2	1	4	9	6	4	3	-	2	2	6	▲	39
<b>Domestic and Family - Level 2</b>	2024	1	1	-	-	-	-	-	-	-	-	-	-	2	-50%	2
	2023	2	2	17	3	3	1	-	-	2	1	2	-	4	▼	33
<b>Felonies and Related Matters</b>	2024	67	77	-	-	-	-	-	-	-	-	-	-	144	10%	144
	2023	68	63	84	41	94	82	75	99	47	80	56	32	131	▲	821
<b>General Civil - Level 1</b>	2024	-	-	-	-	-	-	-	-	-	-	-	-	0	-100%	0
	2023	1	-	1	-	-	-	-	-	-	1	-	-	1	▼	3
<b>General Civil - Level 2</b>	2024	1	4	-	-	-	-	-	-	-	-	-	-	5	-17%	5
	2023	3	3	4	2	3	1	1	2	3	1	1	4	6	▼	28
<b>General Civil - Level 3</b>	2024	3	5	-	-	-	-	-	-	-	-	-	-	8	-50%	8
	2023	6	10	6	5	7	10	5	6	7	8	4	10	16	▼	84
<b>Miscellaneous Civil</b>	2024	79	100	-	-	-	-	-	-	-	-	-	-	179	5%	179
	2023	77	94	105	91	78	72	52	60	54	64	50	56	171	▲	853
<b>Misdemeanor</b>	2024	31	12	-	-	-	-	-	-	-	-	-	-	43	0%	43
	2023	32	11	24	13	22	35	33	29	26	35	14	15	43	↔	289
<b>Other</b>	2024	22	17	-	-	-	-	-	-	-	-	-	-	39	-29%	39
	2023	30	25	28	14	35	26	20	28	25	19	11	20	55	▼	281
<b>Other Criminally Related Matters</b>	2024	2	4	-	-	-	-	-	-	-	-	-	-	6	50%	6
	2023	2	2	-	-	8	2	2	-	2	6	1	3	4	▲	28
<b>Probates/Wills &amp; Trusts - Level 1</b>	2024	-	-	-	-	-	-	-	-	-	-	-	-	0	0	0
	2023	-	-	-	-	-	-	-	-	1	2	-	-	0	↔	3
<b>Probates/Wills &amp; Trusts - Level 2</b>	2024	2	1	-	-	-	-	-	-	-	-	-	-	3	200%	3
	2023	1	-	1	1	1	5	3	1	2	1	1	-	1	▲	17
<b>Uncontested Divorce</b>	2024	2	7	-	-	-	-	-	-	-	-	-	-	9	-57%	9
	2023	13	8	8	1	7	10	5	13	1	10	8	6	21	▼	90

Dashboard		Circuit/Court ID: 29 229185		Monthly Filings Summary		Jan --- Feb Filings		
<b>Court:</b> Tazewell Circuit	<b>Start/End Date:</b> Jan-23 / Feb-24	<b>Type of Case:</b> Filings	<b>2023 Average Month:</b> 497	<b>2024 Average Month:</b> 456				
<b>Jan-Feb 2023:</b> 946	<b>Jan-Feb 2024:</b> 911	<b>Overall AVG. Month:</b> 491	<b>Filings Trending:</b> ▼					

Filings by Division																
Divisions		Jan	Feb	Mar	Apr	May	Jun	Jul	Aug	Sep	Oct	Nov	Dec	Thru Feb	% Change	Total
<b>Total</b>	2024	429	482	-	-	-	-	-	-	-	-	-	-	911	-4%	911
	2023	458	488	766	357	485	416	779	566	424	400	435	385	946	▼	5,959
<b>Civil</b>	2024	28	46	-	-	-	-	-	-	-	-	-	-	74	-1%	74
	2023	35	40	49	39	54	40	49	57	38	31	32	25	75	▼	489
<b>Criminal</b>	2024	248	238	-	-	-	-	-	-	-	-	-	-	486	0%	486
	2023	269	215	465	160	294	226	582	366	270	232	266	228	484	▲	3,573
<b>Concealed Handgun Permits</b>	2024	94	146	-	-	-	-	-	-	-	-	-	-	240	-13%	240
	2023	99	178	210	113	101	96	88	95	73	97	96	88	277	▼	1,334
<b>Miscellaneous/ Other</b>	2024	59	51	-	-	-	-	-	-	-	-	-	-	110	1%	110
	2023	55	54	42	45	36	54	60	47	43	40	41	44	109	▲	561
<b>Others</b>	2024	-	1	-	-	-	-	-	-	-	-	-	-	1	0%	1
	2023	-	1	-	-	-	-	-	1	-	-	-	-	1	↔	2

Filings by Case Category																
Case Categories		Jan	Feb	Mar	Apr	May	Jun	Jul	Aug	Sep	Oct	Nov	Dec	Thru Feb	% Change	Total
<b>Administrative Law</b>	2024	-	-	-	-	-	-	-	-	-	-	-	-	0	0	0
	2023	-	-	-	-	-	-	-	-	-	-	1	-	0	↔	1
<b>Capital Murder</b>	2024	-	-	-	-	-	-	-	-	-	-	-	-	0	0	0
	2023	-	-	-	-	-	-	1	1	1	-	-	-	0	↔	3
<b>Contested Divorce</b>	2024	3	3	-	-	-	-	-	-	-	-	-	-	6	-54%	6
	2023	7	6	9	7	3	3	5	7	4	8	3	7	13	▼	69
<b>Domestic and Family - Level 1</b>	2024	-	12	-	-	-	-	-	-	-	-	-	-	12	-25%	12
	2023	10	6	5	9	15	7	6	19	9	-	1	3	16	▼	90
<b>Domestic and Family - Level 2</b>	2024	2	5	-	-	-	-	-	-	-	-	-	-	7	250%	7
	2023	-	2	5	1	5	6	4	2	-	2	3	2	2	▲	32
<b>Felonies and Related Matters</b>	2024	175	179	-	-	-	-	-	-	-	-	-	-	354	-1%	354
	2023	188	169	300	123	232	176	481	295	134	181	169	160	357	▼	2,608
<b>General Civil - Level 1</b>	2024	-	-	-	-	-	-	-	-	-	-	-	-	0	-100%	0
	2023	1	-	-	1	1	-	1	-	-	-	2	-	1	▼	7
<b>General Civil - Level 2</b>	2024	4	8	-	-	-	-	-	-	-	-	-	-	12	71%	12
	2023	3	4	9	2	9	6	4	6	10	3	6	5	7	▲	67
<b>General Civil - Level 3</b>	2024	2	7	-	-	-	-	-	-	-	-	-	-	9	-10%	9
	2023	6	4	3	2	2	1	2	4	3	2	5	1	10	▼	35
<b>Miscellaneous Civil</b>	2024	110	169	-	-	-	-	-	-	-	-	-	-	279	-12%	279
	2023	113	204	230	128	112	114	99	106	93	112	113	98	317	▼	1,522
<b>Misdemeanor</b>	2024	71	55	-	-	-	-	-	-	-	-	-	-	126	4%	126
	2023	79	42	159	40	63	46	105	69	135	51	91	63	121	▲	943
<b>Other</b>	2024	45	30	-	-	-	-	-	-	-	-	-	-	75	10%	75
	2023	40	28	20	32	28	37	52	37	23	25	25	37	68	▲	384
<b>Other Criminally Related Matters</b>	2024	3	4	-	-	-	-	-	-	-	-	-	-	7	17%	7
	2023	2	4	7	-	1	4	4	3	3	1	6	5	6	▲	40
<b>Probates/Wills &amp; Trusts - Level 1</b>	2024	-	-	-	-	-	-	-	-	-	-	-	-	0	0	0
	2023	-	-	1	-	-	3	-	-	-	-	-	1	0	↔	5
<b>Probates/Wills &amp; Trusts - Level 2</b>	2024	4	2	-	-	-	-	-	-	-	-	-	-	6	-33%	6
	2023	3	6	1	-	2	2	3	5	1	2	4	-	9	▼	29
<b>Uncontested Divorce</b>	2024	10	8	-	-	-	-	-	-	-	-	-	-	18	-5%	18
	2023	6	13	17	12	12	11	12	12	8	10	8	3	19	▼	124

This report reflects data in the case management system. Numbers will update accordingly as reports are refreshed and posted.

# PLN-CCMS-10.01 CASELOAD STATISTICS OF THE CIRCUIT COURTS

Lee

January 2023 -- February 2024 Filings


Alexandria and Fairfax Circuit are not Included in State Totals

## Dashboard

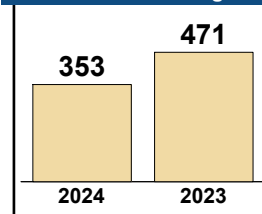
**Court:** Lee Circuit  
**Start/End Date:** Jan-23 / Feb-24  
**2023 Average Month:** 219  
**Jan-Feb 2023:** 471  
**Filings Trending:** ▼

**Circuit/Court ID:** 30 230105  
**Type of Case:** Filings  
**2024 Average Month:** 177  
**Jan-Feb 2024 :** 353  
**Overall AVG. Month:** 213

## Monthly Filings Summary



## Jan --- Feb Filings



## Filings by Division

Divisions		Jan	Feb	Mar	Apr	May	Jun	Jul	Aug	Sep	Oct	Nov	Dec	Thru Feb	% Change	Total
<b>Total</b>	2024	100	253	-	-	-	-	-	-	-	-	-	-	353	-25%	353
	2023	285	186	312	173	160	223	197	267	255	212	184	177	471	▼	2,631
<b>Civil</b>	2024	14	23	-	-	-	-	-	-	-	-	-	-	37	-12%	37
	2023	23	19	28	23	40	20	23	30	24	27	18	18	42	▼	293
<b>Criminal</b>	2024	42	143	-	-	-	-	-	-	-	-	-	-	185	-35%	185
	2023	192	94	196	95	68	131	111	174	187	125	106	129	286	▼	1,608
<b>Concealed Handgun Permits</b>	2024	34	72	-	-	-	-	-	-	-	-	-	-	106	-4%	106
	2023	51	59	75	42	39	51	40	44	36	47	40	27	110	▼	551
<b>Miscellaneous/Other</b>	2024	10	15	-	-	-	-	-	-	-	-	-	-	25	-22%	25
	2023	18	14	13	13	13	19	23	19	8	13	20	3	32	▼	176
<b>Others</b>	2024	-	-	-	-	-	-	-	-	-	-	-	-	0	-100%	0
	2023	1	-	-	-	-	2	-	-	-	-	-	-	1	▼	3

## Filings by Case Category

Case Categories		Jan	Feb	Mar	Apr	May	Jun	Jul	Aug	Sep	Oct	Nov	Dec	Thru Feb	% Change	Total
<b>Contested Divorce</b>	2024	1	2	-	-	-	-	-	-	-	-	-	-	3	-50%	3
	2023	2	4	6	4	4	2	5	5	1	3	4	-	6	▼	40
<b>Domestic and Family - Level 1</b>	2024	2	4	-	-	-	-	-	-	-	-	-	-	6	0%	6
	2023	3	3	5	9	21	7	-	5	6	8	-	7	6	↔	74
<b>Domestic and Family - Level 2</b>	2024	-	3	-	-	-	-	-	-	-	-	-	-	3	-50%	3
	2023	1	5	-	1	1	3	5	2	-	1	3	4	6	▼	26
<b>Felonies and Related Matters</b>	2024	26	117	-	-	-	-	-	-	-	-	-	-	143	-40%	143
	2023	163	75	137	74	47	108	83	148	142	107	87	98	238	▼	1,269
<b>General Civil - Level 1</b>	2024	1	-	-	-	-	-	-	-	-	-	-	-	1	1	1
	2023	-	-	-	-	-	-	-	-	-	1	-	-	0	↔	1
<b>General Civil - Level 2</b>	2024	8	2	-	-	-	-	-	-	-	-	-	-	10	150%	10
	2023	3	1	2	4	1	3	2	-	3	4	2	-	4	▲	25
<b>General Civil - Level 3</b>	2024	-	1	-	-	-	-	-	-	-	-	-	-	1	-86%	1
	2023	5	2	-	-	-	2	1	4	1	1	2	1	7	▼	19
<b>Miscellaneous Civil</b>	2024	44	89	-	-	-	-	-	-	-	-	-	-	133	-1%	133
	2023	65	70	93	53	46	60	59	59	48	59	50	31	135	▼	693
<b>Misdemeanor</b>	2024	12	25	-	-	-	-	-	-	-	-	-	-	37	-16%	37
	2023	28	16	51	19	18	19	26	25	39	16	17	28	44	▼	302
<b>Other</b>	2024	1	-	-	-	-	-	-	-	-	-	-	-	1	-92%	1
	2023	9	4	3	5	8	11	9	6	1	4	10	2	13	▼	72
<b>Other Criminally Related Matters</b>	2024	4	1	-	-	-	-	-	-	-	-	-	-	5	25%	5
	2023	1	3	8	2	4	4	2	1	6	2	2	3	4	▲	38
<b>Probates/Wills &amp; Trusts - Level 1</b>	2024	-	-	-	-	-	-	-	-	-	-	-	-	0	0	0
	2023	-	-	-	-	-	1	1	-	-	-	-	-	0	↔	2
<b>Probates/Wills &amp; Trusts - Level 2</b>	2024	-	3	-	-	-	-	-	-	-	-	-	-	3	50%	3
	2023	1	1	-	1	1	-	1	4	1	3	3	2	2	▲	18
<b>Protective Orders</b>	2024	-	-	-	-	-	-	-	-	-	-	-	-	0	0	0
	2023	-	-	-	-	-	-	-	3	-	-	-	-	0	↔	3
<b>Uncontested Divorce</b>	2024	1	6	-	-	-	-	-	-	-	-	-	-	7	17%	7
	2023	4	2	7	1	9	3	3	5	7	3	4	1	6	▲	49

This report reflects data in the case management system. Numbers will update accordingly as reports are refreshed and posted.

# PLN-CCMS-10.01 CASELOAD STATISTICS OF THE CIRCUIT COURTS

Scott

January 2023 -- February 2024 Filings


Alexandria and Fairfax Circuit are not Included in State Totals

## Dashboard

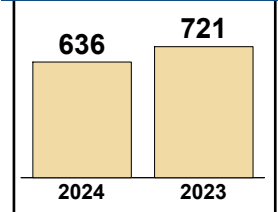
**Court:** Scott Circuit  
**Start/End Date:** Jan-23 / Feb-24  
**2023 Average Month:** 286  
**Jan-Feb 2023:** 721  
**Filings Trending:** ▼

**Circuit/Court ID:** 30 230169  
**Type of Case:** Filings  
**2024 Average Month:** 318  
**Jan-Feb 2024 :** 636  
**Overall AVG. Month:** 290

## Monthly Filings Summary



## Jan --- Feb Filings



## Filings by Division

Divisions		Jan	Feb	Mar	Apr	May	Jun	Jul	Aug	Sep	Oct	Nov	Dec	Thru Feb	% Change	Total
<b>Total</b>	2024	337	299	-	-	-	-	-	-	-	-	-	-	636	-12%	636
	2023	357	364	328	191	306	315	167	302	292	332	247	229	721	▼	3,430
<b>Civil</b>	2024	15	18	-	-	-	-	-	-	-	-	-	-	33	-6%	33
	2023	18	17	23	14	21	27	20	31	16	22	16	13	35	▼	238
<b>Criminal</b>	2024	234	211	-	-	-	-	-	-	-	-	-	-	445	-9%	445
	2023	248	240	211	111	224	225	85	198	210	225	180	164	488	▼	2,321
<b>Concealed Handgun Permits</b>	2024	66	59	-	-	-	-	-	-	-	-	-	-	125	-33%	125
	2023	83	103	87	60	49	50	51	53	51	64	42	45	186	▼	738
<b>Miscellaneous/ Other</b>	2024	20	10	-	-	-	-	-	-	-	-	-	-	30	150%	30
	2023	8	4	7	6	10	13	11	17	15	20	8	6	12	▲	125
<b>Others</b>	2024	2	1	-	-	-	-	-	-	-	-	-	-	3	3	3
	2023	-	-	-	-	2	-	-	3	-	1	1	1	0	↔	8

## Filings by Case Category

Case Categories		Jan	Feb	Mar	Apr	May	Jun	Jul	Aug	Sep	Oct	Nov	Dec	Thru Feb	% Change	Total
<b>Capital Murder</b>	2024	-	1	-	-	-	-	-	-	-	-	-	-	1	1	1
	2023	-	-	2	-	-	-	-	-	-	-	-	-	0	↔	2
<b>Contested Divorce</b>	2024	5	-	-	-	-	-	-	-	-	-	-	-	5	0%	5
	2023	3	2	5	2	2	4	2	6	2	2	1	1	5	↔	32
<b>Domestic and Family - Level 1</b>	2024	2	4	-	-	-	-	-	-	-	-	-	-	6	6	6
	2023	-	-	1	2	2	1	-	1	-	-	1	2	0	↔	10
<b>Domestic and Family - Level 2</b>	2024	-	1	-	-	-	-	-	-	-	-	-	-	1	-75%	1
	2023	4	-	3	-	2	3	3	1	-	3	-	1	4	▼	20
<b>Felonies and Related Matters</b>	2024	176	150	-	-	-	-	-	-	-	-	-	-	326	-13%	326
	2023	192	184	144	79	165	159	62	137	183	151	130	146	376	▼	1,732
<b>General Civil - Level 1</b>	2024	-	-	-	-	-	-	-	-	-	-	-	-	0	0	0
	2023	-	-	1	-	1	-	-	1	-	-	-	-	0	↔	3
<b>General Civil - Level 2</b>	2024	4	3	-	-	-	-	-	-	-	-	-	-	7	75%	7
	2023	1	3	1	2	2	7	6	3	4	7	5	3	4	▲	44
<b>General Civil - Level 3</b>	2024	-	-	-	-	-	-	-	-	-	-	-	-	0	-100%	0
	2023	4	5	5	4	1	5	5	8	3	1	2	2	9	▼	45
<b>Miscellaneous Civil</b>	2024	86	67	-	-	-	-	-	-	-	-	-	-	153	-22%	153
	2023	90	107	92	65	58	58	59	71	63	82	48	50	197	▼	843
<b>Misdemeanor</b>	2024	57	58	-	-	-	-	-	-	-	-	-	-	115	8%	115
	2023	53	53	58	30	55	65	25	55	23	69	49	15	106	▲	550
<b>Other</b>	2024	2	2	-	-	-	-	-	-	-	-	-	-	4	4	4
	2023	-	-	-	1	4	2	2	4	1	3	2	3	0	↔	22
<b>Other Criminally Related Matters</b>	2024	1	2	-	-	-	-	-	-	-	-	-	-	3	-57%	3
	2023	4	3	7	2	4	3	-	6	4	5	2	3	7	▼	43
<b>Probates/Wills &amp; Trusts - Level 1</b>	2024	-	-	-	-	-	-	-	-	-	-	-	-	0	0	0
	2023	-	-	-	-	-	-	-	-	1	-	-	-	0	↔	1
<b>Probates/Wills &amp; Trusts - Level 2</b>	2024	1	4	-	-	-	-	-	-	-	-	-	-	5	5	5
	2023	-	-	1	-	-	2	-	1	6	1	1	-	0	↔	12
<b>Protective Orders</b>	2024	-	-	-	-	-	-	-	-	-	-	-	-	0	0	0
	2023	-	-	-	-	-	-	-	-	-	-	-	1	0	↔	1
<b>Uncontested Divorce</b>	2024	3	7	-	-	-	-	-	-	-	-	-	-	10	-23%	10
	2023	6	7	8	4	10	6	3	8	2	8	6	2	13	▼	70

This report reflects data in the case management system. Numbers will update accordingly as reports are refreshed and posted.

# PLN-CCMS-10.01 CASELOAD STATISTICS OF THE CIRCUIT COURTS

Wise

January 2023 -- February 2024 Filings


Alexandria and Fairfax Circuit are not Included in State Totals

## Dashboard

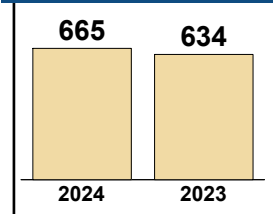
**Court:** Wise Circuit  
**Start/End Date:** Jan-23 / Feb-24  
**2023 Average Month:** 316  
**Jan-Feb 2023:** 634  
**Filings Trending:** ▲

**Circuit/Court ID:** 30 230195  
**Type of Case:** Filings  
**2024 Average Month:** 333  
**Jan-Feb 2024 :** 665  
**Overall AVG. Month:** 319

## Monthly Filings Summary



## Jan --- Feb Filings



## Filings by Division

Divisions	Jan	Feb	Mar	Apr	May	Jun	Jul	Aug	Sep	Oct	Nov	Dec	Thru Feb	% Change	Total	
<b>Total</b>	279	386	-	-	279	322	294	255	471	264	319	273	213	665	5%	665
2023	312	322	471	279	322	294	255	471	264	319	273	213	634	▲	3,795	
<b>Civil</b>	21	51	-	-	-	-	-	-	-	-	-	-	-	72	0%	72
2023	32	40	44	26	27	24	21	41	28	39	24	32	72	↔	378	
<b>Criminal</b>	160	220	-	-	-	-	-	-	-	-	-	-	-	380	34%	380
2023	158	125	265	136	154	140	147	322	160	168	181	110	283	▲	2,066	
<b>Concealed Handgun Permits</b>	72	90	-	-	-	-	-	-	-	-	-	-	-	162	-32%	162
2023	104	134	131	83	115	96	71	77	56	84	46	56	238	▼	1,053	
<b>Miscellaneous/ Other</b>	26	25	-	-	-	-	-	-	-	-	-	-	-	51	24%	51
2023	18	23	31	34	26	34	16	31	20	28	22	15	41	▲	298	

## Filings by Case Category

Case Categories	Jan	Feb	Mar	Apr	May	Jun	Jul	Aug	Sep	Oct	Nov	Dec	Thru Feb	% Change	Total	
<b>Administrative Law</b>	-	1	-	-	-	-	-	-	-	-	-	-	-	1	1	1
2023	-	-	-	-	-	1	-	-	-	-	-	-	0	↔	1	
<b>Capital Murder</b>	-	-	-	-	-	-	-	-	-	-	-	-	-	0	0	0
2023	-	-	-	-	-	1	-	-	-	-	-	-	0	↔	1	
<b>Contested Divorce</b>	2	9	-	-	-	-	-	-	-	-	-	-	-	11	-21%	11
2023	7	7	8	6	2	4	4	4	3	5	1	10	14	▼	61	
<b>Domestic and Family - Level 1</b>	9	10	-	-	-	-	-	-	-	-	-	-	-	19	217%	19
2023	2	4	9	9	6	4	5	8	2	10	6	2	6	▲	67	
<b>Domestic and Family - Level 2</b>	2	6	-	-	-	-	-	-	-	-	-	-	-	8	-27%	8
2023	5	6	4	-	9	1	3	6	2	4	3	3	11	▼	46	
<b>Felonies and Related Matters</b>	127	192	-	-	-	-	-	-	-	-	-	-	-	319	64%	319
2023	107	87	189	100	119	99	98	265	122	109	100	79	194	▲	1,474	
<b>General Civil - Level 1</b>	-	1	-	-	-	-	-	-	-	-	-	-	-	1	0%	1
2023	-	1	1	-	1	-	-	3	1	-	-	2	1	↔	9	
<b>General Civil - Level 2</b>	6	7	-	-	-	-	-	-	-	-	-	-	-	13	333%	13
2023	1	2	3	9	2	11	3	11	4	5	5	7	3	▲	63	
<b>General Civil - Level 3</b>	1	4	-	-	-	-	-	-	-	-	-	-	-	5	-17%	5
2023	3	3	8	5	3	4	1	1	1	3	6	1	6	▼	39	
<b>Miscellaneous Civil</b>	92	108	-	-	-	-	-	-	-	-	-	-	-	200	-27%	200
2023	119	154	151	98	135	115	84	91	69	102	62	64	273	▼	1,244	
<b>Misdemeanor</b>	33	25	-	-	-	-	-	-	-	-	-	-	-	58	-28%	58
2023	48	32	72	32	31	38	44	55	28	58	73	26	80	▼	537	
<b>Other</b>	2	2	-	-	-	-	-	-	-	-	-	-	-	4	300%	4
2023	-	1	1	7	1	3	1	5	3	6	2	2	1	▲	32	
<b>Other Criminally Related Matters</b>	-	4	-	-	-	-	-	-	-	-	-	-	-	4	-60%	4
2023	4	6	6	4	4	4	5	4	10	1	8	5	10	▼	61	
<b>Probates/Wills &amp; Trusts - Level 1</b>	-	1	-	-	-	-	-	-	-	-	-	-	-	1	1	1
2023	-	-	-	-	-	-	-	-	1	-	-	-	0	↔	1	
<b>Probates/Wills &amp; Trusts - Level 2</b>	2	3	-	-	-	-	-	-	-	-	-	-	-	5	-38%	5
2023	5	3	2	2	3	-	1	3	2	1	3	5	8	▼	30	
<b>Uncontested Divorce</b>	3	13	-	-	-	-	-	-	-	-	-	-	-	16	-41%	16
2023	11	16	17	7	6	9	6	15	16	15	4	7	27	▼	129	

This report reflects data in the case management system. Numbers will update accordingly as reports are refreshed and posted.

**PLN-CCMS-10.01 CASELOAD STATISTICS OF THE CIRCUIT COURTS**

**Prince William**

January 2023 -- February 2024 Filings


Alexandria and Fairfax Circuit are not Included in State Totals

**Dashboard**

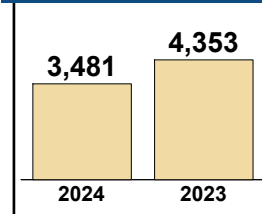
**Court:** Prince William Circuit  
**Start/End Date:** Jan-23 / Feb-24  
**2023 Average Month:** 1,733  
**Jan-Feb 2023:** 4,353  
**Filings Trending:** ▼

**Circuit/Court ID:** 31 231153  
**Type of Case:** Filings  
**2024 Average Month:** 1,741  
**Jan-Feb 2024 :** 3,481  
**Overall AVG. Month:** 1,734

**Monthly Filings Summary**



**Jan --- Feb Filings**



**Filings by Division**

Divisions		Jan	Feb	Mar	Apr	May	Jun	Jul	Aug	Sep	Oct	Nov	Dec	Thru Feb	% Change	Total
<b>Total</b>	2024	1,615	1,866	-	-	-	-	-	-	-	-	-	-	3,481	-20%	3,481
	2023	2,362	1,991	1,905	1,555	1,645	1,642	1,486	1,739	1,671	1,774	1,498	1,528	4,353	▼	20,796
<b>Civil</b>	2024	254	371	-	-	-	-	-	-	-	-	-	-	625	21%	625
	2023	255	263	315	249	273	273	251	336	280	326	300	283	518	▲	3,404
<b>Criminal</b>	2024	313	431	-	-	-	-	-	-	-	-	-	-	744	17%	744
	2023	265	372	379	275	336	349	324	419	410	302	291	425	637	▲	4,147
<b>Concealed Handgun Permits</b>	2024	505	528	-	-	-	-	-	-	-	-	-	-	1,033	-24%	1,033
	2023	728	631	634	547	551	497	474	483	472	630	473	436	1,359	▼	6,556
<b>Miscellaneous/ Other</b>	2024	536	534	-	-	-	-	-	-	-	-	-	-	1,070	-42%	1,070
	2023	1,109	722	568	475	483	515	432	499	499	509	429	379	1,831	▼	6,619
<b>Others</b>	2024	7	2	-	-	-	-	-	-	-	-	-	-	9	13%	9
	2023	5	3	9	9	2	8	5	2	10	7	5	5	8	▲	70

**Filings by Case Category**

Case Categories		Jan	Feb	Mar	Apr	May	Jun	Jul	Aug	Sep	Oct	Nov	Dec	Thru Feb	% Change	Total
<b>Administrative Law</b>	2024	1	2	-	-	-	-	-	-	-	-	-	-	3	-40%	3
	2023	2	3	3	-	3	6	-	4	1	2	1	1	5	▼	26
<b>Capital Murder</b>	2024	1	-	-	-	-	-	-	-	-	-	-	-	1	1	1
	2023	-	-	-	5	-	-	1	-	2	2	-	8	0	↔	18
<b>Contested Divorce</b>	2024	30	29	-	-	-	-	-	-	-	-	-	-	59	-9%	59
	2023	37	28	41	26	26	31	29	42	36	34	28	22	65	▼	380
<b>Domestic and Family - Level 1</b>	2024	19	28	-	-	-	-	-	-	-	-	-	-	47	9%	47
	2023	22	21	31	20	21	18	20	28	16	30	16	27	43	▲	270
<b>Domestic and Family - Level 2</b>	2024	52	99	-	-	-	-	-	-	-	-	-	-	151	215%	151
	2023	19	29	33	18	32	30	34	46	43	71	66	58	48	▲	479
<b>Felonies and Related Matters</b>	2024	165	175	-	-	-	-	-	-	-	-	-	-	340	17%	340
	2023	114	176	179	137	162	149	128	205	183	128	119	223	290	▲	1,903
<b>General Civil - Level 1</b>	2024	1	1	-	-	-	-	-	-	-	-	-	-	2	-75%	2
	2023	5	3	5	5	3	-	4	2	3	1	1	4	8	▼	36
<b>General Civil - Level 2</b>	2024	64	88	-	-	-	-	-	-	-	-	-	-	152	25%	152
	2023	57	65	78	71	67	64	62	98	86	67	83	68	122	▲	866
<b>General Civil - Level 3</b>	2024	19	37	-	-	-	-	-	-	-	-	-	-	56	27%	56
	2023	20	24	33	32	30	31	16	19	19	35	24	29	44	▲	312
<b>Miscellaneous Civil</b>	2024	729	771	-	-	-	-	-	-	-	-	-	-	1,500	-18%	1,500
	2023	978	847	929	760	777	745	692	736	721	878	702	637	1,825	▼	9,402
<b>Misdemeanor</b>	2024	84	115	-	-	-	-	-	-	-	-	-	-	199	-5%	199
	2023	88	121	85	66	91	85	86	94	88	94	90	93	209	▼	1,081
<b>Other</b>	2024	298	262	-	-	-	-	-	-	-	-	-	-	560	-58%	560
	2023	844	501	257	261	235	244	197	228	234	231	191	165	1,345	▼	3,588
<b>Other Criminally Related Matters</b>	2024	65	151	-	-	-	-	-	-	-	-	-	-	216	44%	216
	2023	67	83	117	70	91	115	113	126	142	86	86	105	150	▲	1,201
<b>Probates/Wills &amp; Trusts - Level 1</b>	2024	3	4	-	-	-	-	-	-	-	-	-	-	7	133%	7
	2023	2	1	4	2	2	6	6	-	2	3	1	3	3	▲	32
<b>Probates/Wills &amp; Trusts - Level 2</b>	2024	11	8	-	-	-	-	-	-	-	-	-	-	19	-17%	19
	2023	9	14	14	11	19	23	14	14	16	10	10	13	23	▼	167
<b>Uncontested Divorce</b>	2024	73	96	-	-	-	-	-	-	-	-	-	-	169	-2%	169
	2023	98	75	96	71	86	95	84	97	79	102	80	72	173	▼	1,035

This report reflects data in the case management system. Numbers will update accordingly as reports are refreshed and posted.