


Dashboard		Monthly Filings Summary		Jan --- Dec Filings					
<p>Court: Virginia Circuit Start/End Date: Jan-23 / Dec-24 2023 Average Month: 37,686 Jan-Dec 2023: 452,229 Filings Trending: ↔</p>	<p>Circuit/Court ID: 0 200999 Type of Case: Filings 2024 Average Month: 37,480 Jan-Dec 2024 : 449,757 Overall AVG. Month: 37,583</p>	 <p style="text-align: center; font-weight: bold; font-size: 1.2em;">Jan 23 - Dec 24</p>		<table border="1" style="margin: auto; border-collapse: collapse;"> <tr> <td style="padding: 5px;">449,757</td> <td style="padding: 5px;">452,229</td> </tr> <tr> <td style="text-align: center; width: 50px;">2024</td> <td style="text-align: center; width: 50px;">2023</td> </tr> </table>		449,757	452,229	2024	2023
449,757	452,229								
2024	2023								

Filings by Division																
Divisions		Jan	Feb	Mar	Apr	May	Jun	Jul	Aug	Sep	Oct	Nov	Dec	Thru Dec	% Change	Total
Total	2024	38,858	39,543	41,368	39,148	37,311	34,829	37,555	37,453	36,282	40,732	33,892	32,786	449,757	-1%	449,757
	2023	42,929	38,531	46,044	35,441	39,811	36,355	33,607	33,607	38,169	35,481	38,097	33,513	34,251	452,229	▼
Civil	2024	5,072	5,734	5,932	6,047	5,716	5,598	5,568	5,874	5,605	6,240	4,902	4,850	67,138	4%	67,138
	2023	5,072	5,206	6,326	5,135	6,126	5,521	4,983	5,987	5,235	5,476	4,864	4,579	64,510	▲	64,510
Criminal	2024	13,869	13,860	14,723	14,795	14,424	13,383	14,236	13,853	13,972	15,212	12,898	11,890	167,115	0%	167,115
	2023	14,598	13,102	15,858	12,583	14,435	14,453	13,215	14,894	14,322	15,066	13,010	12,299	167,835	▼	167,835
Concealed Handgun Permits	2024	10,443	10,539	10,722	9,465	8,377	7,355	8,578	8,731	8,600	10,312	8,588	8,858	110,568	-6%	110,568
	2023	13,249	11,908	13,568	9,917	9,802	8,497	8,017	8,486	7,808	9,489	8,680	7,981	117,402	▼	117,402
Miscellaneous/ Other	2024	9,338	9,294	9,891	8,749	8,709	8,376	9,043	8,857	7,981	8,863	7,389	7,084	103,574	2%	103,574
	2023	9,949	8,269	10,223	7,755	9,389	7,829	7,332	8,724	8,057	8,010	6,906	9,329	101,772	▲	101,772
Others	2024	136	116	100	92	85	117	130	138	124	105	115	104	1,362	92%	1,362
	2023	61	46	69	51	59	55	60	78	59	56	53	63	710	▲	710

Filings by Case Category																
Case Categories		Jan	Feb	Mar	Apr	May	Jun	Jul	Aug	Sep	Oct	Nov	Dec	Thru Dec	% Change	Total
Administrative Law	2024	43	23	48	25	25	33	34	40	38	62	35	36	442	-1%	442
	2023	37	33	46	31	39	35	26	52	44	45	30	27	445	▼	445
Aggravated Murder	2024	10	12	7	3	9	4	8	2	4	7	4	14	84	-35%	84
	2023	14	6	12	15	17	4	17	10	12	10	4	9	130	▼	130
Contested Divorce	2024	584	650	683	661	666	595	625	642	594	656	536	549	7,441	2%	7,441
	2023	609	606	800	604	677	603	558	663	609	570	514	504	7,317	▲	7,317
Domestic and Family - Level 1	2024	585	753	744	742	777	790	668	744	653	762	613	563	8,394	3%	8,394
	2023	632	632	841	629	708	710	591	807	701	741	525	603	8,120	▲	8,120
Domestic and Family - Level 2	2024	332	448	485	465	349	401	372	458	291	766	367	322	5,056	28%	5,056
	2023	302	316	376	305	387	316	294	370	314	335	342	290	3,947	▲	3,947
Felonies and Related Matters	2024	9,346	8,979	9,692	9,792	9,388	8,798	9,343	8,873	9,561	10,008	8,677	7,678	110,135	-1%	110,135
	2023	9,907	8,847	10,643	8,484	9,592	9,479	8,841	9,842	9,474	9,912	8,557	8,108	111,686	▼	111,686
General Civil - Level 1	2024	64	75	66	70	69	88	58	79	72	73	61	64	839	-7%	839
	2023	69	70	80	78	105	83	66	76	66	77	61	70	901	▼	901
General Civil - Level 2	2024	1,191	1,227	1,344	1,358	1,361	1,404	1,351	1,456	1,344	1,430	1,166	1,214	15,846	11%	15,846
	2023	986	1,153	1,308	1,081	1,464	1,184	1,033	1,484	1,227	1,304	1,095	995	14,314	▲	14,314
General Civil - Level 3	2024	1,018	879	1,243	946	833	992	1,036	945	985	935	771	950	11,533	-1%	11,533
	2023	1,089	841	1,045	887	1,226	976	898	1,001	917	928	884	919	11,611	▼	11,611
Miscellaneous Civil	2024	14,204	14,255	15,516	13,257	11,984	11,125	12,852	12,808	12,351	14,424	11,956	12,471	157,203	-4%	157,203
	2023	17,865	15,735	18,854	13,647	14,202	11,999	11,407	12,407	11,870	13,171	11,952	11,356	164,465	▼	164,465
Misdemeanor	2024	3,576	3,595	3,918	3,694	3,732	3,462	3,664	3,641	3,318	3,827	3,189	3,063	42,679	0%	42,679
	2023	3,679	3,285	4,025	3,022	3,759	3,642	3,240	3,800	3,660	3,892	3,417	3,151	42,572	▲	42,572
Other	2024	5,216	5,444	4,503	4,755	4,897	4,241	4,531	4,524	3,964	4,495	3,821	3,189	53,580	4%	53,580
	2023	4,989	4,270	4,540	3,816	4,528	4,139	3,752	4,425	3,674	4,082	3,483	5,648	51,346	▲	51,346
Other Criminally Related Matters	2024	1,032	1,375	1,206	1,447	1,363	1,208	1,328	1,433	1,261	1,477	1,136	1,204	15,470	6%	15,470
	2023	1,067	1,045	1,318	1,151	1,187	1,430	1,203	1,367	1,270	1,339	1,124	1,112	14,613	▲	14,613
Probates/Wills & Trusts - Level 1	2024	34	42	39	22	39	37	27	31	35	32	30	24	392	12%	392
	2023	27	30	27	19	27	47	36	31	44	28	13	22	351	▲	351
Probates/Wills & Trusts - Level 2	2024	242	270	295	297	260	265	260	268	299	285	248	237	3,226	4%	3,226
	2023	252	251	335	236	317	253	234	272	231	248	239	223	3,091	▲	3,091
Protective Orders	2024	14	21	19	20	18	23	16	11	20	16	17	19	214	-22%	214
	2023	18	25	37	11	25	16	15	26	21	27	27	25	273	▼	273
Uncontested Divorce	2024	1,367	1,495	1,560	1,594	1,541	1,363	1,382	1,498	1,492	1,477	1,265	1,189	17,223	1%	17,223
	2023	1,387	1,386	1,757	1,425	1,551	1,439	1,396	1,536	1,347	1,388	1,246	1,189	17,047	▲	17,047

This report reflects the case management system. Numbers will update as reports are refreshed and posted. The case types reported may not necessitate judicial involvement.

CPSS-CCMS-10.01 CASELOAD STATISTICS OF THE CIRCUIT COURTS

Chesapeake

January 2023 -- December 2024 Filings

Alexandria and Fairfax Circuit are not Included in State Totals.

Dashboard	Monthly Filings Summary	Jan --- Dec Filings				
<p>Court: Chesapeake Circuit Start/End Date: Jan-23 / Dec-24 2023 Average Month: 1,534 Jan-Dec 2023: 18,402 Filings Trending: ↔</p> <p>Circuit/Court ID: 1 201550 Type of Case: Filings 2024 Average Month: 1,558 Jan-Dec 2024 : 18,701 Overall AVG. Month: 1,546</p>	<p style="font-weight: bold; font-size: 1.2em;">Jan 23 - Dec 24</p>	<table border="1" style="margin: auto;"> <tr> <td style="width: 50px; height: 50px; background-color: #f0e68c; text-align: center; font-weight: bold;">18,701</td> <td style="width: 50px; height: 50px; background-color: #f0e68c; text-align: center; font-weight: bold;">18,402</td> </tr> <tr> <td style="text-align: center; font-size: 0.8em;">2024</td> <td style="text-align: center; font-size: 0.8em;">2023</td> </tr> </table>	18,701	18,402	2024	2023
18,701	18,402					
2024	2023					

Filings by Division																
Divisions		Jan	Feb	Mar	Apr	May	Jun	Jul	Aug	Sep	Oct	Nov	Dec	Thru Dec	% Change	Total
Total	2024	1,579	1,855	1,707	1,464	1,452	1,197	1,583	1,571	1,545	1,557	1,761	1,430	18,701	2%	18,701
	2023	1,785	1,644	1,931	1,490	1,625	1,568	1,286	1,638	1,306	1,403	1,297	1,429	18,402	▲	18,402
Civil	2024	184	203	257	224	221	197	249	232	198	227	176	224	2,592	-5%	2,592
	2023	236	238	276	209	239	229	184	252	213	236	193	210	2,715	▼	2,715
Criminal	2024	604	545	612	524	501	402	536	576	575	551	567	459	6,452	-8%	6,452
	2023	609	611	746	556	603	659	452	636	511	511	525	575	6,994	▼	6,994
Concealed Handgun Permits	2024	387	385	364	329	308	232	434	407	373	397	374	373	4,363	8%	4,363
	2023	488	402	479	340	339	301	282	258	245	319	304	289	4,046	▲	4,046
Miscellaneous/ Other	2024	404	721	473	387	422	365	360	352	398	378	643	373	5,276	14%	5,276
	2023	450	393	429	385	443	378	366	490	337	336	274	355	4,636	▲	4,636
Others	2024	-	1	1	-	-	1	4	4	1	4	1	1	18	64%	18
	2023	2	-	1	-	1	1	2	2	-	1	1	-	11	▲	11

Filings by Case Category																
Case Categories		Jan	Feb	Mar	Apr	May	Jun	Jul	Aug	Sep	Oct	Nov	Dec	Thru Dec	% Change	Total
Administrative Law	2024	1	-	1	-	1	1	1	1	-	-	1	1	8	-47%	8
	2023	1	-	4	-	1	1	1	4	-	1	2	-	15	▼	15
Aggravated Murder	2024	-	2	-	-	-	-	-	-	-	2	-	-	4	-20%	4
	2023	-	-	2	1	-	-	1	-	-	-	1	-	5	▼	5
Contested Divorce	2024	29	46	49	39	31	28	46	36	38	35	29	29	435	-2%	435
	2023	30	40	48	38	40	35	26	43	39	37	31	35	442	▼	442
Domestic and Family - Level 1	2024	31	12	32	29	12	21	25	23	26	47	17	30	305	-25%	305
	2023	15	62	39	14	38	46	20	34	37	33	22	48	408	▼	408
Domestic and Family - Level 2	2024	9	7	17	6	3	5	8	10	3	9	4	13	94	-18%	94
	2023	8	8	12	9	8	10	12	11	6	11	13	6	114	▼	114
Felonies and Related Matters	2024	436	362	379	374	326	267	365	374	412	385	452	311	4,443	-10%	4,443
	2023	429	416	532	397	458	470	288	431	341	366	371	433	4,932	▼	4,932
General Civil - Level 1	2024	1	2	1	1	2	4	3	9	5	3	1	2	34	48%	34
	2023	2	3	3	3	3	3	-	3	1	-	-	2	23	▲	23
General Civil - Level 2	2024	19	28	61	34	37	55	48	35	79	31	34	65	526	2%	526
	2023	39	30	39	30	45	36	37	120	35	33	38	34	516	▲	516
General Civil - Level 3	2024	12	12	38	16	23	33	18	12	25	15	13	30	247	3%	247
	2023	41	15	15	18	15	16	8	61	11	15	12	13	240	▲	240
Miscellaneous Civil	2024	481	484	465	417	452	323	540	513	468	511	458	498	5,610	5%	5,610
	2023	615	535	633	476	419	395	386	354	338	409	393	393	5,346	▲	5,346
Misdemeanor	2024	132	151	177	112	133	105	126	161	133	127	90	116	1,563	-7%	1,563
	2023	147	160	171	141	116	153	142	163	142	119	114	111	1,679	▼	1,679
Other	2024	304	615	330	295	265	223	247	238	236	265	559	213	3,790	22%	3,790
	2023	308	251	265	238	338	279	253	259	243	247	184	246	3,111	▲	3,111
Other Criminally Related Matters	2024	36	30	56	40	42	38	45	41	31	37	25	32	453	10%	453
	2023	34	38	43	23	31	41	23	43	30	35	39	31	411	▲	411
Probates/Wills & Trusts - Level 1	2024	2	3	4	1	4	3	3	3	6	4	1	6	40	54%	40
	2023	3	3	1	2	2	4	1	2	5	3	-	-	26	▲	26
Probates/Wills & Trusts - Level 2	2024	12	17	11	14	14	8	10	13	10	10	6	9	134	15%	134
	2023	11	10	17	8	9	9	5	14	7	6	16	5	117	▲	117
Uncontested Divorce	2024	74	84	86	86	107	83	98	102	73	76	71	75	1,015	0%	1,015
	2023	102	73	107	92	102	70	83	96	71	88	61	72	1,017	▼	1,017

This report reflects the case management system. Numbers will update as reports are refreshed and posted. The case types reported may not necessitate judicial involvement.

Dashboard		Monthly Filings Summary		Jan --- Dec Filings	
Court: Accomack Circuit	Circuit/Court ID: 2 202001				
Start/End Date: Jan-23 / Dec-24	Type of Case: Filings				
2023 Average Month: 152	2024 Average Month: 162				
Jan-Dec 2023: 1,829	Jan-Dec 2024 : 1,938				
Filings Trending: ▲	Overall AVG. Month: 157				

Filings by Division																
Divisions		Jan	Feb	Mar	Apr	May	Jun	Jul	Aug	Sep	Oct	Nov	Dec	Thru Dec	% Change	Total
Total	2024	128	232	146	230	101	236	138	127	133	204	108	155	1,938	6%	1,938
	2023	146	221	136	199	191	131	107	200	99	171	101	127	1,829	▲	1,829
Civil	2024	19	17	21	18	6	13	22	8	42	16	20	11	213	11%	213
	2023	14	12	25	22	20	7	11	17	17	20	21	6	192	▲	192
Criminal	2024	34	137	32	142	36	170	73	69	51	107	22	79	952	38%	952
	2023	26	92	17	96	81	60	24	121	29	73	8	63	690	▲	690
Concealed Handgun Permits	2024	51	44	42	52	31	39	16	30	31	66	52	55	509	-18%	509
	2023	73	74	69	52	53	38	35	38	29	70	52	34	617	▼	617
Miscellaneous/ Other	2024	24	34	51	18	28	14	27	20	9	15	14	10	264	-20%	264
	2023	33	43	25	29	37	26	37	24	24	8	20	24	330	▼	330

Filings by Case Category																
Case Categories		Jan	Feb	Mar	Apr	May	Jun	Jul	Aug	Sep	Oct	Nov	Dec	Thru Dec	% Change	Total
Administrative Law	2024	-	-	1	-	-	-	-	-	-	-	-	-	1	-67%	1
	2023	-	1	-	-	1	-	-	-	-	1	-	-	3	▼	3
Aggravated Murder	2024	-	-	-	-	-	-	-	-	-	-	-	-	0	-100%	0
	2023	-	-	-	-	-	-	-	2	-	-	-	-	2	▼	2
Contested Divorce	2024	2	2	7	4	3	1	1	1	2	1	-	-	24	-14%	24
	2023	3	3	5	3	2	1	1	5	3	2	-	-	28	▼	28
Domestic and Family - Level 1	2024	1	2	-	-	-	-	-	-	-	-	-	-	3	-77%	3
	2023	-	-	2	3	2	-	2	-	2	-	2	-	13	▼	13
Domestic and Family - Level 2	2024	-	1	-	-	-	1	2	1	15	2	-	1	23	360%	23
	2023	-	-	1	1	-	1	2	-	-	-	-	-	5	▲	5
Felonies and Related Matters	2024	21	122	15	113	28	135	46	47	32	77	14	70	720	69%	720
	2023	17	69	12	54	68	42	14	48	12	43	7	40	426	▲	426
General Civil - Level 1	2024	-	-	1	1	-	-	-	-	-	1	-	1	4	-43%	4
	2023	-	-	-	-	-	1	-	2	2	-	1	1	7	▼	7
General Civil - Level 2	2024	2	4	7	-	2	1	3	6	2	6	3	3	39	-28%	39
	2023	5	2	4	2	4	2	3	8	6	1	7	10	54	▼	54
General Civil - Level 3	2024	14	8	9	3	3	4	13	1	16	5	12	7	95	32%	95
	2023	3	4	12	4	10	-	3	5	4	8	12	7	72	▲	72
Miscellaneous Civil	2024	59	56	57	59	35	44	27	41	39	75	65	61	618	-17%	618
	2023	88	89	82	62	64	47	49	46	36	78	61	43	745	▼	745
Misdemeanor	2024	10	13	11	24	6	28	23	18	17	29	3	6	188	-15%	188
	2023	7	21	4	40	10	14	2	69	9	25	1	18	220	▼	220
Other	2024	12	16	25	10	20	7	15	5	-	1	1	-	112	-13%	112
	2023	13	23	6	17	21	14	19	5	9	-	1	-	128	▼	128
Other Criminally Related Matters	2024	4	2	6	5	2	7	4	4	2	1	5	3	45	2%	45
	2023	2	2	2	2	3	4	8	2	9	5	-	5	44	▲	44
Probates/Wills & Trusts - Level 1	2024	-	-	-	-	-	-	-	-	-	-	-	-	0	-100%	0
	2023	-	1	-	-	-	-	-	-	-	-	-	-	1	▼	1
Probates/Wills & Trusts - Level 2	2024	-	-	-	2	-	-	-	-	-	3	-	1	6	100%	6
	2023	-	-	1	-	-	-	-	1	-	1	-	-	3	▲	3
Protective Orders	2024	-	-	-	1	-	-	-	-	-	-	-	1	2	-33%	2
	2023	1	-	1	1	-	-	-	-	-	-	-	-	3	▼	3
Uncontested Divorce	2024	3	6	7	8	2	8	4	3	8	3	4	2	58	-23%	58
	2023	7	6	4	10	6	5	4	7	7	7	9	3	75	▼	75

This report reflects the case management system. Numbers will update as reports are refreshed and posted. The case types reported may not necessitate judicial involvement.

CPSS-CCMS-10.01 CASELOAD STATISTICS OF THE CIRCUIT COURTS

Northampton

January 2023 -- December 2024 Filings

Alexandria and Fairfax Circuit are not Included in State Totals.

Dashboard		Monthly Filings Summary		Jan --- Dec Filings					
<p>Court: Northampton Circuit Start/End Date: Jan-23 / Dec-24 2023 Average Month: 112 Jan-Dec 2023: 1,342 Filings Trending: ▲</p>	<p>Circuit/Court ID: 2 202131 Type of Case: Filings 2024 Average Month: 121 Jan-Dec 2024 : 1,453 Overall AVG. Month: 116</p>	<p style="text-align: center; font-weight: bold; color: #0056b3;">Jan 23 - Dec 24</p>		<table border="1" style="margin: auto;"> <tr> <td style="text-align: center; width: 50px;">1,453</td> <td style="text-align: center; width: 50px;">1,342</td> </tr> <tr> <td style="text-align: center; width: 50px;">2024</td> <td style="text-align: center; width: 50px;">2023</td> </tr> </table>		1,453	1,342	2024	2023
1,453	1,342								
2024	2023								

Filings by Division																
Divisions		Jan	Feb	Mar	Apr	May	Jun	Jul	Aug	Sep	Oct	Nov	Dec	Thru Dec	% Change	Total
Total	2024	80	90	159	135	153	80	149	86	178	104	139	100	1,453	8%	1,453
	2023	120	138	85	73	127	95	80	155	148	159	107	55	1,342	▲	1,342
Civil	2024	2	7	5	8	4	7	5	3	13	3	2	-	59	-56%	59
	2023	3	8	6	10	5	7	13	33	22	20	5	2	134	▼	134
Criminal	2024	49	53	120	102	116	44	99	58	147	67	112	70	1,037	12%	1,037
	2023	86	108	57	34	110	69	48	92	108	101	76	40	929	▲	929
Concealed Handgun Permits	2024	19	17	22	16	15	15	13	9	14	25	14	25	204	0%	204
	2023	25	15	13	26	10	14	12	19	12	31	17	11	205	▼	205
Miscellaneous/ Other	2024	10	12	12	9	18	14	32	16	4	9	11	5	152	105%	152
	2023	6	7	9	3	2	5	7	11	6	7	9	2	74	▲	74
Others	2024	-	1	-	-	-	-	-	-	-	-	-	-	1	1	1
	2023	-	-	-	-	-	-	-	-	-	-	-	-	0	↔	0

Filings by Case Category																
Case Categories		Jan	Feb	Mar	Apr	May	Jun	Jul	Aug	Sep	Oct	Nov	Dec	Thru Dec	% Change	Total
Administrative Law	2024	1	-	-	-	-	-	-	1	-	-	-	-	2	0%	2
	2023	-	1	-	-	-	-	-	-	-	-	-	1	2	↔	2
Aggravated Murder	2024	-	-	2	-	-	-	-	-	-	-	-	-	2	0%	2
	2023	2	-	-	-	-	-	-	-	-	-	-	-	2	↔	2
Contested Divorce	2024	-	-	-	-	-	-	-	-	2	-	-	-	2	-75%	2
	2023	1	2	-	1	-	2	-	-	2	-	-	-	8	▼	8
Domestic and Family - Level 1	2024	1	-	-	-	1	2	1	-	1	-	-	-	6	-14%	6
	2023	-	-	-	1	1	1	-	-	2	1	1	-	7	▼	7
Domestic and Family - Level 2	2024	-	-	-	1	-	1	-	-	2	-	-	-	4	0%	4
	2023	-	-	-	-	1	1	-	-	-	-	1	-	4	↔	4
Felonies and Related Matters	2024	16	25	63	64	81	17	43	25	37	28	53	28	480	16%	480
	2023	55	60	26	9	69	28	14	35	28	44	33	14	415	▲	415
General Civil - Level 2	2024	-	4	2	1	1	1	3	2	3	1	2	1	21	-76%	21
	2023	1	3	2	3	3	2	5	35	11	19	2	1	87	▼	87
General Civil - Level 3	2024	-	2	-	1	2	-	1	-	1	-	1	-	8	-53%	8
	2023	1	-	1	3	-	-	4	-	6	1	1	-	17	▼	17
Miscellaneous Civil	2024	24	22	25	23	21	20	22	13	17	30	18	26	261	-2%	261
	2023	31	22	21	29	11	18	18	27	16	35	26	13	267	▼	267
Misdemeanor	2024	22	26	45	26	32	21	41	26	105	32	47	31	454	12%	454
	2023	23	43	24	16	31	35	26	50	56	44	37	22	407	▲	407
Other	2024	5	8	10	3	10	9	22	12	1	5	6	3	94	4,600%	94
	2023	-	-	1	-	-	-	-	-	1	-	-	-	2	▲	2
Other Criminally Related Matters	2024	11	2	10	12	3	7	16	7	9	7	12	11	107	-1%	107
	2023	6	6	8	9	10	6	8	8	24	13	6	4	108	▼	108
Probates/Wills & Trusts - Level 2	2024	-	-	-	-	-	-	-	-	-	-	-	-	0	-100%	0
	2023	-	-	-	1	1	-	-	-	-	-	-	-	2	▼	2
Uncontested Divorce	2024	-	1	2	4	2	2	-	-	-	1	-	-	12	-14%	12
	2023	-	1	2	1	-	2	5	-	2	1	-	-	14	▼	14

This report reflects the case management system. Numbers will update as reports are refreshed and posted. The case types reported may not necessitate judicial involvement.

CPSS-CCMS-10.01 CASELOAD STATISTICS OF THE CIRCUIT COURTS

January 2023 -- December 2024 Filings

Alexandria and Fairfax Circuit are not Included in State Totals.

Dashboard		Monthly Filings Summary		Jan --- Dec Filings					
<p>Court: Virginia Beach Circuit Start/End Date: Jan-23 / Dec-24 2023 Average Month: 1,912 Jan-Dec 2023: 22,946 Filings Trending: ↔</p>	<p>Circuit/Court ID: 2 202810 Type of Case: Filings 2024 Average Month: 1,902 Jan-Dec 2024 : 22,822 Overall AVG. Month: 1,907</p>			<table border="1" style="margin: auto;"> <tr> <td style="width: 50%; text-align: center;">22,822</td> <td style="width: 50%; text-align: center;">22,946</td> </tr> <tr> <td style="text-align: center;">2024</td> <td style="text-align: center;">2023</td> </tr> </table>		22,822	22,946	2024	2023
22,822	22,946								
2024	2023								

Filings by Division																
Divisions		Jan	Feb	Mar	Apr	May	Jun	Jul	Aug	Sep	Oct	Nov	Dec	Thru Dec	% Change	Total
Total	2024	7,813	1,387	1,236	1,544	1,336	1,337	1,448	1,395	1,421	1,460	1,341	1,104	22,822	-1%	22,822
	2023	1,253	1,281	1,544	1,207	1,354	1,420	1,290	1,344	1,246	1,431	1,242	8,334	22,946	▼	22,946
Civil	2024	328	383	365	447	359	374	387	401	386	380	312	359	4,481	6%	4,481
	2023	338	354	382	303	399	382	348	380	348	359	336	303	4,232	▲	4,232
Criminal	2024	622	602	521	725	602	531	632	572	640	733	671	460	7,311	1%	7,311
	2023	545	558	689	542	619	589	593	602	543	676	556	705	7,217	▲	7,217
Concealed Handgun Permits	2024	6,481	-	-	-	-	-	-	-	-	-	-	-	6,481	-7%	6,481
	2023	-	-	-	-	-	-	-	-	-	-	-	6,987	6,987	▼	6,987
Miscellaneous/ Other	2024	380	395	350	372	371	429	427	422	394	346	357	284	4,527	1%	4,527
	2023	370	369	473	361	336	448	349	361	354	393	348	338	4,500	▲	4,500
Others	2024	2	7	-	-	4	3	2	-	1	1	1	1	22	120%	22
	2023	-	-	-	1	-	1	-	1	1	3	2	1	10	▲	10

Filings by Case Category																
Case Categories		Jan	Feb	Mar	Apr	May	Jun	Jul	Aug	Sep	Oct	Nov	Dec	Thru Dec	% Change	Total
Administrative Law	2024	3	2	-	1	1	2	1	-	1	2	3	1	17	70%	17
	2023	1	1	1	1	-	-	-	-	-	-	-	3	3	10	▲
Aggravated Murder	2024	-	1	-	-	-	-	-	-	-	-	-	-	1	-67%	1
	2023	-	-	-	2	-	1	-	-	-	-	-	-	3	▼	3
Contested Divorce	2024	28	28	25	33	21	27	28	28	28	29	24	27	326	2%	326
	2023	34	33	32	22	34	17	31	24	30	20	21	21	319	▲	319
Domestic and Family - Level 1	2024	38	40	41	44	33	48	43	55	41	35	33	31	482	4%	482
	2023	32	60	43	28	42	26	40	50	44	37	32	29	463	▲	463
Domestic and Family - Level 2	2024	22	21	23	24	20	22	26	26	18	23	20	26	271	19%	271
	2023	26	14	24	18	14	24	19	21	12	24	17	15	228	▲	228
Felonies and Related Matters	2024	437	332	333	431	372	284	338	346	387	448	426	296	4,430	1%	4,430
	2023	383	331	382	324	340	345	385	330	300	433	324	490	4,367	▲	4,367
General Civil - Level 1	2024	3	4	5	10	9	5	2	2	5	7	5	7	64	-2%	64
	2023	2	4	4	6	2	9	4	5	7	10	5	7	65	▼	65
General Civil - Level 2	2024	82	96	88	103	74	95	66	106	85	103	88	95	1,081	36%	1,081
	2023	55	70	82	46	72	61	64	82	79	78	53	55	797	▲	797
General Civil - Level 3	2024	94	138	121	158	136	118	139	126	131	113	101	114	1,489	-6%	1,489
	2023	129	122	126	144	157	168	112	126	119	126	139	115	1,583	▼	1,583
Miscellaneous Civil	2024	6,640	217	177	184	179	187	229	198	192	173	186	148	8,710	-4%	8,710
	2023	164	173	237	174	165	206	164	163	178	172	150	7,142	9,088	▼	9,088
Misdemeanor	2024	170	229	164	242	181	193	249	177	220	241	201	141	2,408	1%	2,408
	2023	145	181	264	186	244	185	183	212	201	222	192	177	2,392	▲	2,392
Other	2024	195	153	148	157	162	209	185	197	171	151	141	110	1,979	-7%	1,979
	2023	189	168	209	155	155	213	168	164	148	209	192	164	2,134	▼	2,134
Other Criminally Related Matters	2024	23	49	38	56	55	63	53	55	42	50	48	27	559	6%	559
	2023	19	53	45	35	39	62	35	72	49	27	46	44	526	▲	526
Probates/Wills & Trusts - Level 1	2024	2	1	1	2	1	-	2	1	2	-	-	2	14	100%	14
	2023	-	-	1	-	2	2	-	1	1	-	-	-	7	▲	7
Probates/Wills & Trusts - Level 2	2024	12	12	9	24	19	26	17	18	19	12	12	20	200	-2%	200
	2023	13	13	16	20	26	25	12	19	18	16	14	12	204	▼	204
Protective Orders	2024	-	1	1	1	1	1	-	2	3	1	2	-	13	-13%	13
	2023	1	-	2	1	4	-	-	-	-	4	3	-	15	▼	15
Uncontested Divorce	2024	64	63	62	74	72	57	70	58	76	72	51	59	778	4%	778
	2023	60	58	76	45	58	76	73	75	60	53	51	60	745	▲	745


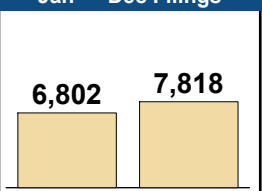
This report reflects the case management system. Numbers will update as reports are refreshed and posted. The case types reported may not necessitate judicial involvement.

CPSS-CCMS-10.01 CASELOAD STATISTICS OF THE CIRCUIT COURTS

Portsmouth

January 2023 -- December 2024 Filings

Alexandria and Fairfax Circuit are not Included in State Totals.

Dashboard	Monthly Filings Summary	Jan --- Dec Filings
<p>Court: Portsmouth Circuit Start/End Date: Jan-23 / Dec-24 2023 Average Month: 652 Jan-Dec 2023: 7,818 Filings Trending: ▼</p>	<p>Circuit/Court ID: 3 203740 Type of Case: Filings 2024 Average Month: 567 Jan-Dec 2024 : 6,802 Overall AVG. Month: 609</p>  <p style="text-align: center;">Jan 23 - Dec 24</p>	 <p style="text-align: center;">2024 2023</p>

Filings by Division																
Divisions		Jan	Feb	Mar	Apr	May	Jun	Jul	Aug	Sep	Oct	Nov	Dec	Thru Dec	% Change	Total
Total	2024	589	595	739	658	571	563	570	543	528	509	406	531	6,802	-13%	6,802
	2023	794	776	726	701	722	508	633	650	521	700	549	538	7,818	▼	7,818
Civil	2024	217	176	304	228	143	237	208	221	215	172	122	225	2,468	-11%	2,468
	2023	292	243	218	225	286	162	299	191	176	286	207	203	2,788	▼	2,788
Criminal	2024	99	97	151	110	161	109	112	127	98	102	88	102	1,356	-20%	1,356
	2023	117	174	99	163	188	131	129	208	132	132	93	133	1,699	▼	1,699
Concealed Handgun Permits	2024	120	132	114	117	119	102	109	89	94	99	122	115	1,332	0%	1,332
	2023	183	144	149	102	115	79	86	105	78	109	81	98	1,329	▲	1,329
Miscellaneous/Other	2024	153	190	170	202	147	114	140	105	121	136	73	89	1,640	-18%	1,640
	2023	201	215	260	211	132	136	119	142	134	173	168	104	1,995	▼	1,995
Others	2024	-	-	-	1	1	1	1	1	-	-	1	-	6	-14%	6
	2023	1	-	-	-	1	-	-	4	1	-	-	-	7	▼	7

Filings by Case Category																
Case Categories		Jan	Feb	Mar	Apr	May	Jun	Jul	Aug	Sep	Oct	Nov	Dec	Thru Dec	% Change	Total
Administrative Law	2024	-	1	2	-	-	-	1	-	-	5	1	-	10	0%	10
	2023	-	1	2	-	3	-	1	1	-	1	1	-	10	↔	10
Aggravated Murder	2024	-	-	1	-	2	-	2	-	2	-	-	-	7	-56%	7
	2023	4	6	-	1	3	-	2	-	-	-	-	-	16	▼	16
Contested Divorce	2024	9	8	5	8	2	6	5	10	11	3	6	10	83	-19%	83
	2023	8	9	11	10	10	7	8	8	11	6	7	8	103	▼	103
Domestic and Family - Level 1	2024	12	16	10	13	15	16	8	12	9	21	20	19	171	33%	171
	2023	10	11	14	14	4	3	4	14	4	17	17	17	129	▲	129
Domestic and Family - Level 2	2024	-	4	3	2	1	5	3	3	2	2	-	1	26	-4%	26
	2023	-	-	2	2	2	2	1	2	7	1	2	6	27	▼	27
Felonies and Related Matters	2024	65	44	112	40	95	52	66	56	53	52	57	48	740	-22%	740
	2023	61	88	40	88	107	78	79	129	66	91	49	71	947	▼	947
General Civil - Level 1	2024	-	2	5	1	1	2	2	-	-	-	1	2	16	23%	16
	2023	1	-	3	1	1	1	1	2	1	1	-	1	13	▲	13
General Civil - Level 2	2024	13	14	21	23	24	19	17	22	17	13	12	15	210	-7%	210
	2023	14	22	24	21	20	19	14	20	15	27	18	13	227	▼	227
General Civil - Level 3	2024	151	103	216	155	73	176	151	158	139	111	62	164	1,659	-18%	1,659
	2023	246	167	131	150	229	107	246	125	125	218	146	143	2,033	▼	2,033
Miscellaneous Civil	2024	204	234	196	219	189	162	175	174	178	194	193	196	2,314	-5%	2,314
	2023	303	254	280	236	175	146	146	179	160	186	194	167	2,426	▼	2,426
Misdemeanor	2024	25	35	25	35	38	41	25	42	29	33	19	33	380	-18%	380
	2023	34	41	30	36	45	27	37	55	53	25	33	50	466	▼	466
Other	2024	64	91	89	100	77	51	65	14	41	34	5	4	635	-27%	635
	2023	79	103	119	75	72	71	56	70	52	87	52	28	864	▼	864
Other Criminally Related Matters	2024	22	20	16	36	26	19	19	29	17	19	14	22	259	-11%	259
	2023	18	47	34	38	34	27	13	26	13	16	14	12	292	▼	292
Probates/Wills & Trusts - Level 1	2024	-	-	3	2	2	-	1	1	-	-	-	-	9	29%	9
	2023	-	3	1	1	-	-	-	-	1	-	-	1	7	▲	7
Probates/Wills & Trusts - Level 2	2024	5	4	6	2	3	2	5	4	2	2	4	2	41	8%	41
	2023	3	3	5	6	1	2	4	3	2	3	4	2	38	▲	38
Protective Orders	2024	-	-	-	-	-	-	-	-	-	-	-	-	0	-100%	0
	2023	1	3	6	1	-	-	-	-	-	-	-	-	11	▼	11
Uncontested Divorce	2024	19	19	29	22	23	12	25	18	28	20	12	15	242	16%	242
	2023	12	18	24	21	16	18	21	16	11	21	12	19	209	▲	209

This report reflects the case management system. Numbers will update as reports are refreshed and posted. The case types reported may not necessitate judicial involvement.

Dashboard		Monthly Filings Summary		Jan --- Dec Filings					
<p>Court: Norfolk Circuit Start/End Date: Jan-23 / Dec-24 2023 Average Month: 1,717 Jan-Dec 2023: 20,599 Filings Trending: ▼</p>	<p>Circuit/Court ID: 4 204710 Type of Case: Filings 2024 Average Month: 1,615 Jan-Dec 2024 : 19,384 Overall AVG. Month: 1,666</p>	<p style="text-align: center; font-weight: bold; font-size: 1.2em;">Jan 23 - Dec 24</p>		<table border="1" style="margin: auto; border-collapse: collapse;"> <tr> <td style="width: 50%; text-align: center; font-weight: bold; font-size: 1.5em;">19,384</td> <td style="width: 50%; text-align: center; font-weight: bold; font-size: 1.5em;">20,599</td> </tr> <tr> <td style="text-align: center; font-weight: bold;">2024</td> <td style="text-align: center; font-weight: bold;">2023</td> </tr> </table>		19,384	20,599	2024	2023
19,384	20,599								
2024	2023								

Filings by Division																
Divisions		Jan	Feb	Mar	Apr	May	Jun	Jul	Aug	Sep	Oct	Nov	Dec	Thru Dec	% Change	Total
Total	2024	2,008	1,325	2,516	1,292	1,283	1,829	1,578	1,479	1,578	1,676	1,260	1,560	19,384	-6%	19,384
	2023	2,565	1,720	2,664	1,500	2,471	1,170	1,235	1,561	1,791	1,215	1,141	1,566	20,599	▼	20,599
Civil	2024	381	407	436	407	438	384	434	437	451	469	349	333	4,926	1%	4,926
	2023	399	410	480	382	417	433	374	464	374	407	365	353	4,858	▲	4,858
Criminal	2024	385	360	396	327	345	382	447	316	366	322	345	363	4,354	-5%	4,354
	2023	428	382	414	353	399	369	393	435	335	339	373	359	4,579	▼	4,579
Concealed Handgun Permits	2024	224	239	202	235	194	171	186	178	167	234	211	191	2,432	-8%	2,432
	2023	267	243	314	251	240	186	204	200	182	192	170	193	2,642	▼	2,642
Miscellaneous/ Other	2024	1,016	317	1,473	315	299	874	502	531	582	633	344	659	7,545	-11%	7,545
	2023	1,469	684	1,455	514	1,414	181	262	460	900	272	233	660	8,504	▼	8,504
Others	2024	2	2	9	8	7	18	9	17	12	18	11	14	127	694%	127
	2023	2	1	1	-	1	1	2	2	-	5	-	1	16	▲	16

Filings by Case Category																
Case Categories		Jan	Feb	Mar	Apr	May	Jun	Jul	Aug	Sep	Oct	Nov	Dec	Thru Dec	% Change	Total
Administrative Law	2024	7	2	8	-	1	6	-	5	3	4	5	4	45	0%	45
	2023	8	2	3	1	9	1	1	7	8	1	-	4	45	↔	45
Aggravated Murder	2024	1	-	-	-	-	-	-	-	-	-	-	-	1	-67%	1
	2023	-	-	-	-	-	-	3	-	-	-	-	-	3	▼	3
Contested Divorce	2024	79	75	83	91	92	69	82	90	95	89	62	77	984	2%	984
	2023	81	76	97	87	92	87	62	75	71	77	82	82	969	▲	969
Domestic and Family - Level 1	2024	42	47	45	17	24	36	34	31	35	34	46	16	407	20%	407
	2023	42	39	35	11	29	30	15	49	32	24	10	23	339	▲	339
Domestic and Family - Level 2	2024	34	16	51	13	15	31	20	10	19	25	10	22	266	0%	266
	2023	39	18	38	13	48	7	4	19	34	13	9	23	265	▲	265
Felonies and Related Matters	2024	285	243	266	207	234	265	282	206	256	219	257	217	2,937	-6%	2,937
	2023	312	223	265	259	290	234	290	274	217	232	254	258	3,108	▼	3,108
General Civil - Level 1	2024	3	3	3	7	2	3	4	7	6	6	-	4	48	-26%	48
	2023	7	3	7	6	7	12	1	3	6	3	6	4	65	▼	65
General Civil - Level 2	2024	48	44	60	55	47	64	55	59	42	71	44	48	637	17%	637
	2023	36	51	54	36	43	51	37	62	52	47	41	36	546	▲	546
General Civil - Level 3	2024	150	34	237	32	39	131	72	89	81	97	54	98	1,114	8%	1,114
	2023	137	24	156	31	225	55	33	81	134	46	42	72	1,036	▲	1,036
Miscellaneous Civil	2024	938	481	1,305	404	346	788	472	525	553	656	410	627	7,505	-20%	7,505
	2023	1,430	821	1,503	705	1,307	330	420	557	887	395	347	695	9,397	▼	9,397
Misdemeanor	2024	59	75	90	85	70	92	112	65	70	50	61	89	918	-3%	918
	2023	85	122	111	60	85	73	61	98	65	59	70	53	942	▼	942
Other	2024	106	63	58	144	142	113	180	127	140	139	116	123	1,451	86%	1,451
	2023	136	107	95	59	55	41	45	37	36	64	51	54	780	▲	780
Other Criminally Related Matters	2024	47	46	49	41	45	32	68	52	45	58	34	62	579	-3%	579
	2023	40	45	44	45	34	65	44	70	56	50	54	48	595	▼	595
Probates/Wills & Trusts - Level 1	2024	5	-	6	1	3	1	2	-	3	3	3	3	30	3%	30
	2023	2	-	2	-	6	1	3	2	5	4	2	2	29	▲	29
Probates/Wills & Trusts - Level 2	2024	21	10	39	13	11	31	19	24	21	21	10	28	248	-7%	248
	2023	34	17	35	17	49	5	12	22	23	14	11	29	268	▼	268
Protective Orders	2024	4	6	7	1	2	2	-	-	3	1	2	2	30	-48%	30
	2023	3	3	6	-	6	3	6	9	3	5	7	7	58	▼	58
Uncontested Divorce	2024	179	180	209	181	210	165	176	189	206	203	146	140	2,184	1%	2,184
	2023	173	169	213	170	186	175	198	196	162	181	155	176	2,154	▲	2,154

This report reflects the case management system. Numbers will update as reports are refreshed and posted. The case types reported may not necessitate judicial involvement.

CPSS-CCMS-10.01 CASELOAD STATISTICS OF THE CIRCUIT COURTS

Isle of Wight

January 2023 -- December 2024 Filings

Alexandria and Fairfax Circuit are not Included in State Totals.

Dashboard		Monthly Filings Summary		Jan --- Dec Filings	
Court: Isle of Wight Circuit	Circuit/Court ID: 5 205093				
Start/End Date: Jan-23 / Dec-24	Type of Case: Filings				
2023 Average Month: 162	2024 Average Month: 175				
Jan-Dec 2023: 1,948	Jan-Dec 2024 : 2,101				
Filings Trending: ▲	Overall AVG. Month: 169				

Filings by Division																
Divisions		Jan	Feb	Mar	Apr	May	Jun	Jul	Aug	Sep	Oct	Nov	Dec	Thru Dec	% Change	Total
Total	2024	181	156	191	153	178	154	176	150	211	219	170	162	2,101	8%	2,101
	2023	221	161	261	151	143	151	128	148	118	172	149	145	1,948	▲	1,948
Civil	2024	19	33	24	16	23	20	13	17	27	17	24	16	249	3%	249
	2023	27	17	23	25	16	24	15	18	16	23	14	24	242	▲	242
Criminal	2024	56	38	35	51	80	56	53	18	61	85	74	48	655	62%	655
	2023	29	17	65	15	29	43	15	33	25	45	53	36	405	▲	405
Concealed Handgun Permits	2024	90	63	101	64	50	53	77	81	97	89	53	70	888	-8%	888
	2023	126	112	121	87	70	52	67	70	50	82	65	64	966	▼	966
Miscellaneous/Other	2024	16	22	30	22	24	24	32	33	26	28	19	28	304	-9%	304
	2023	38	15	52	24	28	31	31	27	27	22	17	21	333	▼	333
Others	2024	-	-	1	-	1	1	1	1	-	-	-	-	5	150%	5
	2023	1	-	-	-	-	1	-	-	-	-	-	-	2	▲	2

Filings by Case Category																
Case Categories		Jan	Feb	Mar	Apr	May	Jun	Jul	Aug	Sep	Oct	Nov	Dec	Thru Dec	% Change	Total
Administrative Law	2024	-	-	-	-	-	-	-	-	1	-	-	-	1	-50%	1
	2023	1	-	-	-	-	-	-	-	1	-	-	-	2	▼	2
Contested Divorce	2024	-	7	4	1	2	1	1	2	3	2	2	-	25	-29%	25
	2023	2	2	4	5	3	1	1	4	4	7	1	1	35	▼	35
Domestic and Family - Level 1	2024	4	5	3	-	7	2	1	2	3	1	4	2	34	62%	34
	2023	7	-	2	2	2	3	1	2	-	-	2	-	21	▲	21
Domestic and Family - Level 2	2024	-	4	2	-	1	2	-	3	4	-	-	4	20	54%	20
	2023	2	-	3	-	-	2	-	2	-	-	-	4	13	▲	13
Felonies and Related Matters	2024	36	16	22	32	55	29	33	7	42	38	66	25	401	46%	401
	2023	19	16	44	11	23	31	9	22	12	27	36	24	274	▲	274
General Civil - Level 1	2024	-	-	1	-	-	1	-	-	-	-	-	-	2	-33%	2
	2023	-	-	-	-	-	1	-	-	-	-	1	1	3	▼	3
General Civil - Level 2	2024	8	6	9	3	2	6	2	4	7	2	5	4	58	87%	58
	2023	4	4	5	3	2	3	2	1	-	4	2	1	31	▲	31
General Civil - Level 3	2024	2	4	2	1	3	4	2	1	2	4	5	2	32	-20%	32
	2023	5	2	1	5	3	4	7	3	1	3	2	4	40	▼	40
Miscellaneous Civil	2024	102	80	118	81	61	70	94	98	111	103	71	93	1,082	-7%	1,082
	2023	146	120	150	101	86	76	84	88	67	95	76	77	1,166	▼	1,166
Misdemeanor	2024	14	17	9	13	12	16	11	8	12	32	6	16	166	152%	166
	2023	5	-	8	3	4	2	3	5	5	15	11	5	66	▲	66
Other	2024	2	3	10	4	11	5	14	15	11	13	-	-	88	-30%	88
	2023	18	7	21	12	10	8	11	8	11	8	6	5	125	▼	125
Other Criminally Related Matters	2024	6	5	4	6	13	11	9	3	7	15	2	7	88	26%	88
	2023	6	3	13	1	3	10	3	6	8	4	6	7	70	▲	70
Probates/Wills & Trusts - Level 1	2024	-	-	-	-	-	-	-	-	-	-	-	-	0	-100%	0
	2023	-	-	-	-	-	-	-	-	-	-	-	2	2	▼	2
Probates/Wills & Trusts - Level 2	2024	3	2	4	2	1	1	-	1	-	2	2	-	18	20%	18
	2023	1	1	2	-	1	1	-	-	1	1	1	6	15	▲	15
Protective Orders	2024	-	-	-	-	-	-	-	-	-	1	-	-	1	1	1
	2023	-	-	-	-	-	-	-	-	-	-	-	-	0	↔	0
Uncontested Divorce	2024	4	7	3	10	10	6	9	6	8	6	7	9	85	0%	85
	2023	5	6	8	8	6	9	7	9	6	8	5	8	85	↔	85

This report reflects the case management system. Numbers will update as reports are refreshed and posted. The case types reported may not necessitate judicial involvement.

CPSS-CCMS-10.01 CASELOAD STATISTICS OF THE CIRCUIT COURTS

Southampton

January 2023 -- December 2024 Filings

Alexandria and Fairfax Circuit are not Included in State Totals.

Dashboard		Monthly Filings Summary		Jan --- Dec Filings					
<p>Court: Southampton Circuit Start/End Date: Jan-23 / Dec-24 2023 Average Month: 177 Jan-Dec 2023: 2,125 Filings Trending: ▼</p>	<p>Circuit/Court ID: 5 205175 Type of Case: Filings 2024 Average Month: 170 Jan-Dec 2024 : 2,034 Overall AVG. Month: 173</p>	<p style="text-align: center; font-weight: bold; color: #0056b3;">Jan 23 - Dec 24</p>		<table border="1" style="margin: auto;"> <tr> <td style="width: 50%; text-align: center; font-weight: bold; color: #0056b3;">2,034</td> <td style="width: 50%; text-align: center; font-weight: bold; color: #0056b3;">2,125</td> </tr> <tr> <td style="text-align: center; font-weight: bold; color: #0056b3;">2024</td> <td style="text-align: center; font-weight: bold; color: #0056b3;">2023</td> </tr> </table>		2,034	2,125	2024	2023
2,034	2,125								
2024	2023								

Filings by Division																
Divisions		Jan	Feb	Mar	Apr	May	Jun	Jul	Aug	Sep	Oct	Nov	Dec	Thru Dec	% Change	Total
Total	2024	179	198	136	205	182	151	170	144	130	206	203	130	2,034	-4%	2,034
	2023	212	205	218	210	199	126	178	189	147	159	130	152	2,125	▼	2,125
Civil	2024	15	24	19	14	18	16	14	8	20	11	18	10	187	-14%	187
	2023	13	15	14	34	16	14	22	27	18	12	17	15	217	▼	217
Criminal	2024	83	91	63	110	83	72	74	66	52	93	117	62	966	0%	966
	2023	91	102	87	104	105	51	98	79	57	66	65	63	968	▼	968
Concealed Handgun Permits	2024	42	57	33	36	37	34	38	33	33	67	38	39	487	-19%	487
	2023	80	60	87	44	43	36	31	48	37	52	32	53	603	▼	603
Miscellaneous/ Other	2024	39	26	21	45	43	29	44	37	25	35	30	19	393	17%	393
	2023	28	28	30	28	35	25	27	34	35	29	16	21	336	▲	336
Others	2024	-	-	-	-	1	-	-	-	-	-	-	-	1	0%	1
	2023	-	-	-	-	-	-	-	1	-	-	-	-	1	↔	1

Filings by Case Category																
Case Categories		Jan	Feb	Mar	Apr	May	Jun	Jul	Aug	Sep	Oct	Nov	Dec	Thru Dec	% Change	Total
Administrative Law	2024	-	-	-	-	-	-	-	-	-	-	-	-	0	-100%	0
	2023	-	-	-	-	-	-	-	1	-	-	-	-	1	▼	1
Contested Divorce	2024	-	-	3	1	4	4	3	1	3	1	4	1	25	9%	25
	2023	2	4	1	3	-	1	2	2	3	1	2	2	23	▲	23
Domestic and Family - Level 1	2024	-	1	-	1	1	1	-	1	2	1	5	1	14	40%	14
	2023	-	-	1	1	2	-	1	3	-	1	1	-	10	▲	10
Domestic and Family - Level 2	2024	-	-	1	2	-	1	-	1	-	-	1	-	6	20%	6
	2023	-	-	-	1	-	-	1	1	1	1	-	-	5	▲	5
Felonies and Related Matters	2024	65	44	33	55	52	37	48	29	26	60	82	44	575	-4%	575
	2023	65	62	60	53	72	28	64	45	41	26	50	33	599	▼	599
General Civil - Level 1	2024	-	-	-	-	-	-	-	-	-	-	-	-	0	-100%	0
	2023	-	1	-	1	-	1	-	-	-	-	1	-	4	▼	4
General Civil - Level 2	2024	3	4	3	3	3	5	2	1	3	2	4	2	35	-17%	35
	2023	1	4	4	3	5	2	1	8	4	2	2	6	42	▼	42
General Civil - Level 3	2024	7	12	4	4	5	1	3	3	5	1	2	3	50	-19%	50
	2023	6	2	-	18	2	5	10	5	3	3	5	3	62	▼	62
Miscellaneous Civil	2024	56	68	47	52	49	39	55	45	45	82	44	53	635	-17%	635
	2023	92	75	104	61	59	47	44	62	53	68	40	63	768	▼	768
Misdemeanor	2024	13	24	12	34	15	16	14	31	19	19	23	12	232	0%	232
	2023	16	29	14	37	22	15	15	27	9	16	11	20	231	▲	231
Other	2024	26	15	7	29	30	24	28	24	16	21	24	5	249	35%	249
	2023	16	11	14	12	18	17	16	22	19	14	13	12	184	▲	184
Other Criminally Related Matters	2024	5	23	18	21	16	19	12	6	7	14	12	6	159	14%	159
	2023	10	11	13	14	11	8	19	8	7	24	4	10	139	▲	139
Probates/Wills & Trusts - Level 1	2024	-	-	1	-	-	-	-	-	-	-	-	-	1	-67%	1
	2023	-	-	-	-	-	-	-	-	2	-	-	1	3	▼	3
Probates/Wills & Trusts - Level 2	2024	-	-	-	-	3	-	-	-	-	1	-	1	5	67%	5
	2023	-	1	-	-	2	-	-	-	-	-	-	-	3	▲	3
Protective Orders	2024	-	-	-	-	-	-	-	-	-	-	-	-	0	-100%	0
	2023	1	-	-	2	-	-	-	-	-	-	-	-	3	▼	3
Uncontested Divorce	2024	4	7	7	3	4	4	5	2	4	4	2	2	48	0%	48
	2023	3	5	7	4	6	2	5	5	5	2	2	2	48	↔	48

CPSS-CCMS-10.01 CASELOAD STATISTICS OF THE CIRCUIT COURTS

Suffolk


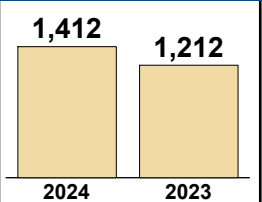
January 2023 -- December 2024 Filings

Alexandria and Fairfax Circuit are not Included in State Totals.

Dashboard	Monthly Filings Summary	Jan --- Dec Filings
Court: Suffolk Circuit Start/End Date: Jan-23 / Dec-24 2023 Average Month: 618 Jan-Dec 2023: 7,420 Filings Trending: ▼	Circuit/Court ID: 5 205800 Type of Case: Filings 2024 Average Month: 567 Jan-Dec 2024 : 6,804 Overall AVG. Month: 593	

Filings by Division																
Divisions		Jan	Feb	Mar	Apr	May	Jun	Jul	Aug	Sep	Oct	Nov	Dec	Thru Dec	% Change	Total
Total	2024	675	607	590	516	555	526	562	597	398	632	756	390	6,804	-8%	6,804
	2023	808	566	686	566	668	830	498	632	592	582	571	421	7,420	▼	7,420
Civil	2024	64	86	71	74	92	76	67	80	52	80	57	31	830	-4%	830
	2023	68	64	88	67	91	82	65	68	88	73	62	51	867	▼	867
Criminal	2024	317	251	243	203	231	231	201	278	97	235	449	151	2,887	-16%	2,887
	2023	372	213	264	203	330	499	211	334	286	285	290	140	3,427	▼	3,427
Concealed Handgun Permits	2024	175	174	155	129	132	136	150	142	134	192	163	152	1,834	-9%	1,834
	2023	246	187	232	198	139	152	156	138	129	142	152	144	2,015	▼	2,015
Miscellaneous/ Other	2024	118	93	120	108	98	82	141	96	113	124	87	55	1,235	12%	1,235
	2023	121	102	101	98	108	96	66	91	89	81	66	86	1,105	▲	1,105
Others	2024	1	3	1	2	2	1	3	1	2	1	-	1	18	200%	18
	2023	1	-	1	-	-	1	-	1	-	1	1	-	6	▲	6

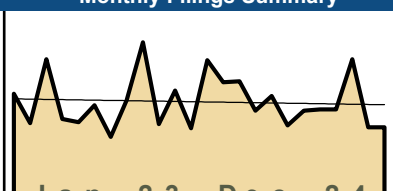
Filings by Case Category																
Case Categories		Jan	Feb	Mar	Apr	May	Jun	Jul	Aug	Sep	Oct	Nov	Dec	Thru Dec	% Change	Total
Administrative Law	2024	-	-	1	-	-	-	-	-	-	2	1	-	4	33%	4
	2023	1	-	-	-	-	-	-	1	-	-	-	1	3	▲	3
Aggravated Murder	2024	-	-	-	-	-	-	-	-	-	-	-	-	0	-100%	0
	2023	1	-	-	-	-	-	-	2	-	-	-	-	3	▼	3
Contested Divorce	2024	7	8	10	8	10	10	3	8	6	10	8	-	88	-7%	88
	2023	12	10	7	6	7	9	4	5	11	9	8	7	95	▼	95
Domestic and Family - Level 1	2024	8	10	3	2	14	7	9	5	6	15	6	5	90	34%	90
	2023	7	4	6	5	5	6	4	2	10	6	7	5	67	▲	67
Domestic and Family - Level 2	2024	4	11	9	4	6	15	11	10	9	8	5	4	96	1%	96
	2023	11	6	15	7	10	11	8	6	7	5	5	4	95	▲	95
Felonies and Related Matters	2024	216	138	144	131	131	113	136	179	62	154	378	93	1,875	-12%	1,875
	2023	220	146	162	113	132	410	139	218	173	189	157	81	2,140	▼	2,140
General Civil - Level 1	2024	-	-	1	-	-	1	-	1	-	-	2	-	5	-50%	5
	2023	1	-	-	-	2	2	1	-	1	2	1	-	10	▼	10
General Civil - Level 2	2024	10	15	23	16	20	13	19	15	10	17	14	7	179	3%	179
	2023	8	15	20	15	17	15	12	15	20	22	10	5	174	▲	174
General Civil - Level 3	2024	18	8	4	8	15	4	5	9	8	12	8	2	101	-14%	101
	2023	10	8	12	4	11	7	13	14	12	10	9	8	118	▼	118
Miscellaneous Civil	2024	206	222	203	170	184	160	202	186	178	241	195	189	2,336	-7%	2,336
	2023	299	225	275	245	185	191	196	185	168	183	186	183	2,521	▼	2,521
Misdemeanor	2024	81	90	77	53	79	89	58	80	28	67	53	52	807	-24%	807
	2023	127	55	74	83	185	71	55	98	92	65	116	41	1,062	▼	1,062
Other	2024	85	50	73	67	47	64	87	52	70	72	53	21	741	22%	741
	2023	69	61	56	53	61	55	32	45	52	40	37	44	605	▲	605
Other Criminally Related Matters	2024	21	23	22	19	21	29	7	19	7	15	18	6	207	-12%	207
	2023	24	12	28	10	21	19	17	16	21	31	17	18	234	▼	234
Probates/Wills & Trusts - Level 1	2024	1	1	-	-	1	-	-	3	-	1	2	-	9	125%	9
	2023	2	1	-	1	-	-	-	-	-	-	-	-	4	▲	4
Probates/Wills & Trusts - Level 2	2024	2	9	1	7	2	2	2	5	3	3	1	6	43	-12%	43
	2023	-	2	6	4	8	5	4	4	1	5	6	4	49	▼	49
Uncontested Divorce	2024	16	22	19	31	25	19	23	25	11	15	12	5	223	-7%	223
	2023	16	21	25	20	24	29	13	21	24	15	12	20	240	▼	240

Dashboard	Monthly Filings Summary	Jan --- Dec Filings
<p>Court: Brunswick Circuit Start/End Date: Jan-23 / Dec-24 2023 Average Month: 101 Jan-Dec 2023: 1,212 Filings Trending: ▲</p>	<p>Circuit/Court ID: 6 206025 Type of Case: Filings 2024 Average Month: 118 Jan-Dec 2024 : 1,412 Overall AVG. Month: 109</p>  <p style="text-align: center;">Jan 23 - Dec 24</p>	<p style="text-align: center;">1,412 1,212</p>  <p style="text-align: center;">2024 2023</p>

Filings by Division																
Divisions		Jan	Feb	Mar	Apr	May	Jun	Jul	Aug	Sep	Oct	Nov	Dec	Thru Dec	% Change	Total
Total	2024	91	115	87	170	126	118	107	171	116	140	72	99	1,412	17%	1,412
	2023	123	151	77	112	86	85	79	152	78	86	107	76	1,212	▲	1,212
Civil	2024	3	7	1	11	12	1	8	8	7	11	7	4	80	-15%	80
	2023	7	5	7	15	4	6	7	5	3	10	13	12	94	▼	94
Criminal	2024	41	56	24	110	66	78	46	106	68	89	36	60	780	30%	780
	2023	59	91	40	46	46	40	37	86	43	34	37	40	599	▲	599
Concealed Handgun Permits	2024	37	33	45	36	24	22	32	34	16	27	20	20	346	1%	346
	2023	51	43	12	30	17	28	22	45	23	16	42	15	344	▲	344
Miscellaneous/Other	2024	10	19	17	13	24	17	21	23	25	13	8	15	205	19%	205
	2023	6	12	18	21	19	11	13	13	9	26	15	9	172	▲	172
Others	2024	-	-	-	-	-	-	-	-	-	-	1	-	1	-67%	1
	2023	-	-	-	-	-	-	-	3	-	-	-	-	3	▼	3

Filings by Case Category																
Case Categories		Jan	Feb	Mar	Apr	May	Jun	Jul	Aug	Sep	Oct	Nov	Dec	Thru Dec	% Change	Total
Administrative Law	2024	-	-	1	-	-	-	-	-	-	-	-	-	1	1	1
	2023	-	-	-	-	-	-	-	-	-	-	-	-	0	↔	0
Contested Divorce	2024	2	2	-	-	1	-	-	3	-	1	1	2	12	50%	12
	2023	-	1	2	1	1	1	1	1	-	-	-	-	8	▲	8
Domestic and Family - Level 1	2024	-	-	-	-	-	-	4	1	-	2	1	-	8	-60%	8
	2023	2	-	-	9	-	-	-	2	-	4	-	3	20	▼	20
Domestic and Family - Level 2	2024	-	-	-	-	-	-	-	1	1	-	-	-	2	-33%	2
	2023	1	-	-	-	-	-	-	-	-	1	1	-	3	▼	3
Felonies and Related Matters	2024	14	30	17	63	42	38	14	68	32	39	7	32	396	30%	396
	2023	32	65	24	20	20	25	16	51	21	9	13	9	305	▲	305
General Civil - Level 1	2024	-	-	-	-	2	-	-	-	-	-	2	-	4	0%	4
	2023	-	-	-	-	2	-	-	-	-	-	1	-	4	↔	4
General Civil - Level 2	2024	-	1	1	3	3	-	2	-	4	4	2	2	22	38%	22
	2023	1	1	1	2	2	2	-	1	1	1	2	2	16	▲	16
General Civil - Level 3	2024	-	-	-	3	1	-	2	1	-	3	1	2	13	-13%	13
	2023	2	2	1	1	-	1	2	-	1	1	2	2	15	▼	15
Miscellaneous Civil	2024	46	41	52	41	27	30	39	42	26	29	25	23	421	-4%	421
	2023	54	52	21	37	26	37	33	54	26	33	47	20	440	▼	440
Misdemeanor	2024	24	23	5	32	14	21	15	29	23	24	18	10	238	19%	238
	2023	23	25	8	16	14	9	16	26	19	18	17	9	200	▲	200
Other	2024	1	11	9	8	20	9	13	15	16	11	2	10	125	62%	125
	2023	2	4	10	14	7	1	3	7	6	10	10	3	77	▲	77
Other Criminally Related Matters	2024	3	3	2	16	10	19	17	9	13	26	11	18	147	39%	147
	2023	4	1	8	10	12	6	5	9	4	7	13	27	106	▲	106
Probates/Wills & Trusts - Level 1	2024	-	-	-	-	1	-	-	-	-	-	-	-	1	1	1
	2023	-	-	-	-	-	-	-	-	-	-	-	-	0	↔	0
Probates/Wills & Trusts - Level 2	2024	-	1	-	-	2	-	1	-	-	-	-	-	4	33%	4
	2023	-	-	-	-	1	-	-	2	-	-	-	-	3	▲	3
Protective Orders	2024	-	1	-	-	-	-	-	-	-	-	-	-	1	1	1
	2023	-	-	-	-	-	-	-	-	-	-	-	-	0	↔	0
Uncontested Divorce	2024	1	2	-	4	3	1	-	2	1	1	2	-	17	13%	17
	2023	2	-	2	2	1	3	1	1	-	1	2	-	15	▲	15

This report reflects the case management system. Numbers will update as reports are refreshed and posted. The case types reported may not necessitate judicial involvement.

Dashboard		Monthly Filings Summary		Jan --- Dec Filings					
<p>Court: Greenville Circuit Start/End Date: Jan-23 / Dec-24 2023 Average Month: 107 Jan-Dec 2023: 1,278 Filings Trending: ▲</p>	<p>Circuit/Court ID: 6 206081 Type of Case: Filings 2024 Average Month: 110 Jan-Dec 2024 : 1,322 Overall AVG. Month: 108</p>	 <p style="text-align: center; font-weight: bold; font-size: 1.2em;">Jan 23 - Dec 24</p>		<table border="1" style="margin: auto; border-collapse: collapse;"> <tr> <td style="text-align: center; font-weight: bold; font-size: 1.5em;">1,322</td> <td style="text-align: center; font-weight: bold; font-size: 1.5em;">1,278</td> </tr> <tr> <td style="text-align: center; width: 50px;">2024</td> <td style="text-align: center; width: 50px;">2023</td> </tr> </table>		1,322	1,278	2024	2023
1,322	1,278								
2024	2023								

Filings by Division																
Divisions		Jan	Feb	Mar	Apr	May	Jun	Jul	Aug	Sep	Oct	Nov	Dec	Thru Dec	% Change	Total
Total	2024	148	127	128	100	114	86	100	101	101	149	84	84	1,322	3%	1,322
	2023	116	88	149	92	89	105	75	110	165	87	119	83	1,278	▲	1,278
Civil	2024	10	10	11	7	9	8	14	10	13	14	12	11	129	23%	129
	2023	4	7	12	5	10	13	7	16	9	10	6	6	105	▲	105
Criminal	2024	98	69	62	47	48	58	60	53	47	74	41	55	712	-1%	712
	2023	58	40	88	41	40	62	47	37	114	41	89	60	717	▼	717
Concealed Handgun Permits	2024	27	21	22	26	19	9	13	18	22	35	13	7	232	-10%	232
	2023	32	28	28	24	20	20	17	27	23	18	13	8	258	▼	258
Miscellaneous/Other	2024	13	27	33	20	37	11	13	20	19	26	18	11	248	27%	248
	2023	22	13	21	21	18	10	4	30	18	18	11	9	195	▲	195
Others	2024	-	-	-	-	1	-	-	-	-	-	-	-	1	-67%	1
	2023	-	-	-	1	1	-	-	-	1	-	-	-	3	▼	3

Filings by Case Category																
Case Categories		Jan	Feb	Mar	Apr	May	Jun	Jul	Aug	Sep	Oct	Nov	Dec	Thru Dec	% Change	Total
Administrative Law	2024	-	-	-	-	-	-	1	1	-	-	-	-	2	100%	2
	2023	-	-	-	-	-	-	-	-	-	-	-	1	1	▲	1
Aggravated Murder	2024	-	-	-	-	-	-	-	-	-	-	-	-	0	-100%	0
	2023	-	-	1	-	1	-	-	-	-	-	-	-	2	▼	2
Contested Divorce	2024	1	1	2	1	1	-	1	-	1	-	-	-	8	14%	8
	2023	-	2	-	-	2	2	-	-	-	-	-	1	7	▲	7
Domestic and Family - Level 1	2024	-	-	2	2	-	1	3	-	1	-	4	-	13	8%	13
	2023	-	1	2	1	-	-	1	3	2	2	-	-	12	▲	12
Domestic and Family - Level 2	2024	-	1	1	-	-	1	-	-	-	-	-	1	4	-56%	4
	2023	1	-	1	-	-	4	-	-	-	2	-	1	9	▼	9
Felonies and Related Matters	2024	70	32	29	26	22	48	33	30	25	48	25	37	425	-7%	425
	2023	35	27	55	25	30	44	24	21	65	28	59	44	457	▼	457
General Civil - Level 1	2024	-	-	-	-	-	-	-	1	-	-	-	-	1	0%	1
	2023	-	-	-	-	-	-	-	-	-	1	-	-	1	↔	1
General Civil - Level 2	2024	6	3	2	2	4	4	2	2	3	4	4	-	36	57%	36
	2023	2	1	3	1	3	3	2	3	3	1	1	-	23	▲	23
General Civil - Level 3	2024	2	3	1	1	3	2	2	5	6	5	5	6	41	95%	41
	2023	2	1	-	-	2	-	1	6	5	3	1	-	21	▲	21
Miscellaneous Civil	2024	29	27	32	33	28	14	17	22	28	39	17	11	297	-12%	297
	2023	44	32	39	28	26	26	20	41	27	24	18	13	338	▼	338
Misdemeanor	2024	23	27	28	15	13	10	13	8	21	21	15	12	206	7%	206
	2023	13	10	15	14	9	17	14	9	40	11	28	13	193	▲	193
Other	2024	8	20	22	12	27	6	10	15	14	22	13	8	177	51%	177
	2023	8	8	11	18	14	5	2	18	14	10	5	4	117	▲	117
Other Criminally Related Matters	2024	7	10	5	6	13	-	15	15	1	7	1	6	86	25%	86
	2023	10	3	17	2	1	1	9	7	9	4	2	4	69	▲	69
Probates/Wills & Trusts - Level 2	2024	1	-	1	-	-	-	-	-	-	-	-	-	2	100%	2
	2023	-	-	1	-	-	-	-	-	-	-	-	-	1	▲	1
Uncontested Divorce	2024	1	3	3	2	3	-	3	2	1	3	-	3	24	-11%	24
	2023	1	3	4	3	1	3	2	2	-	1	5	2	27	▼	27


This report reflects the case management system. Numbers will update as reports are refreshed and posted. The case types reported may not necessitate judicial involvement.

CPSS-CCMS-10.01 CASELOAD STATISTICS OF THE CIRCUIT COURTS

Prince George

January 2023 -- December 2024 Filings

Alexandria and Fairfax Circuit are not Included in State Totals.

Dashboard		Monthly Filings Summary		Jan --- Dec Filings					
<p>Court: Prince George Circuit Start/End Date: Jan-23 / Dec-24 2023 Average Month: 188 Jan-Dec 2023: 2,254 Filings Trending: ↔</p>	<p>Circuit/Court ID: 6 206149 Type of Case: Filings 2024 Average Month: 185 Jan-Dec 2024 : 2,217 Overall AVG. Month: 186</p>	 <p>Jan 23 - Dec 24</p>		<table border="1" style="margin: auto;"> <tr> <td style="text-align: center; width: 50px;">2,217</td> <td style="text-align: center; width: 50px;">2,254</td> </tr> <tr> <td style="text-align: center;">2024</td> <td style="text-align: center;">2023</td> </tr> </table>		2,217	2,254	2024	2023
2,217	2,254								
2024	2023								

Filings by Division																
Divisions		Jan	Feb	Mar	Apr	May	Jun	Jul	Aug	Sep	Oct	Nov	Dec	Thru Dec	% Change	Total
Total	2024	165	182	256	170	214	165	214	172	151	180	200	148	2,217	-2%	2,217
	2023	255	209	275	151	202	176	162	142	158	167	180	177	2,254	▼	2,254
Civil	2024	16	24	30	32	23	24	24	32	27	29	20	12	293	13%	293
	2023	28	15	32	24	18	23	18	15	16	15	26	30	260	▲	260
Criminal	2024	53	81	140	44	120	74	117	72	67	80	102	48	998	2%	998
	2023	105	87	115	48	102	60	74	62	84	74	82	88	981	▲	981
Concealed Handgun Permits	2024	79	57	71	74	56	59	51	53	46	54	66	75	741	-14%	741
	2023	113	97	106	71	64	79	60	50	47	66	61	46	860	▼	860
Miscellaneous/Other	2024	8	15	15	19	15	6	22	15	10	16	12	13	166	9%	166
	2023	9	10	22	8	18	14	10	14	11	12	11	13	152	▲	152
Others	2024	9	5	-	1	-	2	-	-	1	1	-	-	19	1,800%	19
	2023	-	-	-	-	-	-	-	1	-	-	-	-	1	▲	1

Filings by Case Category																
Case Categories		Jan	Feb	Mar	Apr	May	Jun	Jul	Aug	Sep	Oct	Nov	Dec	Thru Dec	% Change	Total
Administrative Law	2024	-	-	-	-	-	-	-	-	-	1	-	-	1	1	1
	2023	-	-	-	-	-	-	-	-	-	-	-	-	-	0	↔
Aggravated Murder	2024	-	-	-	-	-	-	-	-	-	2	-	-	2	2	2
	2023	-	-	-	-	-	-	-	-	-	-	-	-	-	0	↔
Contested Divorce	2024	4	2	5	2	4	4	1	6	2	1	6	2	39	3%	39
	2023	3	1	4	9	2	2	4	5	3	2	2	1	38	▲	38
Domestic and Family - Level 1	2024	1	3	5	4	-	7	6	7	-	4	3	3	43	13%	43
	2023	3	1	2	5	-	5	3	1	1	3	5	9	38	▲	38
Domestic and Family - Level 2	2024	1	-	1	-	-	1	3	1	-	2	2	-	11	22%	11
	2023	3	1	1	-	-	1	-	-	-	-	1	2	9	▲	9
Felonies and Related Matters	2024	32	37	74	32	83	47	83	43	50	45	81	29	636	3%	636
	2023	51	44	74	27	65	39	53	42	57	49	57	60	618	▲	618
General Civil - Level 1	2024	-	1	-	-	-	-	-	-	1	-	-	-	2	-67%	2
	2023	-	-	-	-	2	1	-	-	2	-	1	-	6	▼	6
General Civil - Level 2	2024	2	6	6	6	10	6	1	8	6	8	5	1	65	25%	65
	2023	5	4	6	1	6	6	3	1	3	4	5	8	52	▲	52
General Civil - Level 3	2024	4	-	1	4	2	2	2	7	7	8	2	2	41	5%	41
	2023	9	2	5	-	2	5	4	3	1	4	3	1	39	▲	39
Miscellaneous Civil	2024	87	71	86	92	71	64	72	66	55	70	76	87	897	-10%	897
	2023	122	106	127	79	78	92	70	64	57	75	71	59	1,000	▼	1,000
Misdemeanor	2024	17	36	61	13	31	27	31	25	12	20	18	10	301	-5%	301
	2023	49	40	38	17	34	19	16	14	24	22	23	22	318	▼	318
Other	2024	9	5	1	1	1	2	1	-	1	1	-	-	22	340%	22
	2023	2	-	-	-	1	-	-	1	-	-	-	1	5	▲	5
Other Criminally Related Matters	2024	4	8	6	7	6	-	5	4	6	13	3	9	71	48%	71
	2023	5	3	3	4	4	3	5	6	3	3	2	7	48	▲	48
Probates/Wills & Trusts - Level 1	2024	-	-	2	-	-	1	-	-	-	-	-	-	3	200%	3
	2023	-	1	-	-	-	-	-	-	-	-	-	-	1	▲	1
Probates/Wills & Trusts - Level 2	2024	-	3	1	1	-	1	1	-	2	2	1	2	14	133%	14
	2023	-	2	-	1	1	-	-	1	-	-	-	1	6	▲	6
Protective Orders	2024	-	1	-	1	-	-	-	-	-	-	-	-	2	-33%	2
	2023	-	-	-	-	-	-	-	-	-	-	-	3	3	▼	3
Uncontested Divorce	2024	4	9	7	7	6	3	8	5	9	3	3	3	67	-8%	67
	2023	3	4	15	8	7	3	4	4	7	5	10	3	73	▼	73

This report reflects the case management system. Numbers will update as reports are refreshed and posted. The case types reported may not necessitate judicial involvement.

Dashboard	Monthly Filings Summary	Jan --- Dec Filings
<p>Court: Surry Circuit Start/End Date: Jan-23 / Dec-24 2023 Average Month: 31 Jan-Dec 2023: 373 Filings Trending: ▼</p> <p>Circuit/Court ID: 6 206181 Type of Case: Filings 2024 Average Month: 25 Jan-Dec 2024 : 300 Overall AVG. Month: 28</p>	<p style="font-size: small;">Jan 23 - Dec 24</p>	<p style="font-size: small;">2024 2023</p>

Filings by Division																
Divisions		Jan	Feb	Mar	Apr	May	Jun	Jul	Aug	Sep	Oct	Nov	Dec	Thru Dec	% Change	Total
Total	2024	16	18	30	29	24	18	27	25	56	13	23	21	300	-20%	300
	2023	37	22	33	39	27	27	22	26	22	41	23	54	373	▼	373
Civil	2024	1	2	6	4	2	3	1	2	2	2	2	1	28	-13%	28
	2023	3	-	3	6	3	3	2	3	3	3	1	2	32	▼	32
Criminal	2024	-	1	2	-	2	1	3	2	32	-	3	4	50	-51%	50
	2023	2	8	8	2	8	7	3	9	4	21	1	30	103	▼	103
Concealed Handgun Permits	2024	14	14	14	21	15	14	17	15	21	9	14	11	179	-4%	179
	2023	28	12	20	27	12	11	12	11	13	13	12	16	187	▼	187
Miscellaneous/ Other	2024	1	1	8	4	5	-	6	6	1	2	4	5	43	-16%	43
	2023	4	2	2	4	4	6	5	3	2	4	9	6	51	▼	51

Filings by Case Category																
Case Categories		Jan	Feb	Mar	Apr	May	Jun	Jul	Aug	Sep	Oct	Nov	Dec	Thru Dec	% Change	Total
Administrative Law	2024	-	-	-	1	-	-	-	-	-	-	-	-	1	1	1
	2023	-	-	-	-	-	-	-	-	-	-	-	-	0	↔	0
Contested Divorce	2024	1	-	-	-	-	-	-	-	1	-	-	-	2	100%	2
	2023	-	-	-	-	-	-	-	-	-	1	-	-	1	▲	1
Domestic and Family - Level 1	2024	-	-	-	-	1	1	-	1	-	-	-	-	3	-40%	3
	2023	-	-	2	-	-	-	-	1	-	1	-	1	5	▼	5
Domestic and Family - Level 2	2024	-	-	-	2	1	-	-	-	-	1	-	-	4	300%	4
	2023	-	-	-	-	-	1	-	-	-	-	-	-	1	▲	1
Felonies and Related Matters	2024	-	-	1	-	2	-	3	2	11	-	2	4	25	-66%	25
	2023	2	7	6	-	7	4	-	4	1	15	-	27	73	▼	73
General Civil - Level 1	2024	-	-	-	-	1	-	-	-	-	-	-	-	1	1	1
	2023	-	-	-	-	-	-	-	-	-	-	-	-	0	↔	0
General Civil - Level 2	2024	-	2	5	2	-	-	-	-	-	-	1	-	10	11%	10
	2023	1	-	1	4	-	1	1	-	-	-	1	-	9	▲	9
General Civil - Level 3	2024	-	-	3	-	-	-	-	-	1	-	-	1	5	-44%	5
	2023	1	-	-	2	1	1	-	1	-	1	1	1	9	▼	9
Miscellaneous Civil	2024	15	15	18	23	19	14	23	21	22	11	18	15	214	-8%	214
	2023	31	14	22	29	15	17	17	13	15	17	20	22	232	▼	232
Misdemeanor	2024	-	-	1	-	-	1	-	-	21	-	-	-	23	-15%	23
	2023	-	1	2	1	1	3	3	4	3	6	1	2	27	▼	27
Other	2024	-	-	-	1	-	-	-	-	-	-	-	-	1	0%	1
	2023	-	-	-	1	-	-	-	-	-	-	-	-	1	↔	1
Other Criminally Related Matters	2024	-	1	-	-	-	-	-	-	-	-	1	-	2	-33%	2
	2023	-	-	-	1	-	-	-	1	-	-	-	1	3	▼	3
Probates/Wills & Trusts - Level 2	2024	-	-	-	-	-	1	-	-	-	-	1	-	2	100%	2
	2023	1	-	-	-	-	-	-	-	-	-	-	-	1	▲	1
Protective Orders	2024	-	-	-	-	-	-	-	-	-	-	-	-	0	-100%	0
	2023	-	-	-	-	-	-	-	1	-	-	-	-	1	▼	1
Uncontested Divorce	2024	-	-	2	-	-	1	1	1	-	1	-	1	7	-30%	7
	2023	1	-	-	1	3	-	1	1	3	-	-	-	10	▼	10

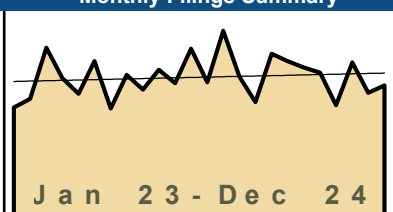
This report reflects the case management system. Numbers will update as reports are refreshed and posted. The case types reported may not necessitate judicial involvement.

Dashboard		Monthly Filings Summary		Jan --- Dec Filings					
<p>Court: Sussex Circuit Start/End Date: Jan-23 / Dec-24 2023 Average Month: 62 Jan-Dec 2023: 742 Filings Trending: ▼</p>	<p>Circuit/Court ID: 6 206183 Type of Case: Filings 2024 Average Month: 59 Jan-Dec 2024 : 712 Overall AVG. Month: 61</p>	<p style="text-align: center; font-weight: bold; font-size: 1.2em;">Jan 23 - Dec 24</p>		<table style="width: 100%; border: 1px solid black;"> <tr> <td style="width: 50%; text-align: center; font-size: 1.5em; font-weight: bold;">712</td> <td style="width: 50%; text-align: center; font-size: 1.5em; font-weight: bold;">742</td> </tr> <tr> <td style="text-align: center; font-weight: bold;">2024</td> <td style="text-align: center; font-weight: bold;">2023</td> </tr> </table>		712	742	2024	2023
712	742								
2024	2023								

Filings by Division																
Divisions		Jan	Feb	Mar	Apr	May	Jun	Jul	Aug	Sep	Oct	Nov	Dec	Thru Dec	% Change	Total
Total	2024	44	54	59	63	80	74	53	49	57	82	34	63	712	-4%	712
	2023	70	73	67	85	66	58	45	75	37	59	39	68	742	▼	742
Civil	2024	4	1	7	5	4	6	13	3	10	6	5	4	68	24%	68
	2023	4	1	6	8	12	3	3	2	4	7	1	4	55	▲	55
Criminal	2024	21	29	21	29	54	38	24	29	23	52	17	30	367	-8%	367
	2023	31	50	32	56	28	34	27	48	17	32	5	38	398	▼	398
Concealed Handgun Permits	2024	16	18	16	20	17	13	10	11	18	16	10	26	191	-13%	191
	2023	26	18	22	15	21	16	9	20	11	16	26	19	219	▼	219
Miscellaneous/ Other	2024	3	6	15	9	5	17	5	6	6	8	2	3	85	21%	85
	2023	9	4	7	6	5	5	6	5	5	4	7	7	70	▲	70
Others	2024	-	-	-	-	-	-	1	-	-	-	-	-	1	1	1
	2023	-	-	-	-	-	-	-	-	-	-	-	-	0	↔	0

Filings by Case Category																
Case Categories		Jan	Feb	Mar	Apr	May	Jun	Jul	Aug	Sep	Oct	Nov	Dec	Thru Dec	% Change	Total
Administrative Law	2024	-	-	-	-	-	-	-	-	-	-	-	-	0	-100%	0
	2023	-	-	-	-	-	-	-	1	-	-	-	-	-	1	▼
Contested Divorce	2024	-	-	1	1	-	-	-	-	-	1	-	-	3	-57%	3
	2023	-	-	1	1	-	-	2	-	-	2	-	1	7	▼	7
Domestic and Family - Level 1	2024	-	-	-	-	-	-	-	-	8	-	-	-	8	33%	8
	2023	1	-	-	-	-	-	-	-	2	3	-	-	6	▲	6
Domestic and Family - Level 2	2024	-	-	1	-	-	-	-	-	-	-	-	-	1	-50%	1
	2023	-	-	-	-	2	-	-	-	-	-	-	-	2	▼	2
Felonies and Related Matters	2024	18	13	14	16	50	15	23	10	17	16	8	17	217	-18%	217
	2023	26	26	21	43	18	19	25	35	13	20	3	17	266	▼	266
General Civil - Level 1	2024	-	1	-	-	-	1	-	-	-	-	-	-	2	100%	2
	2023	-	-	-	-	-	-	-	1	-	-	-	-	1	▲	1
General Civil - Level 2	2024	-	-	6	1	2	15	9	1	3	5	2	2	46	142%	46
	2023	1	-	4	4	4	3	1	-	-	2	-	-	19	▲	19
General Civil - Level 3	2024	1	1	2	1	3	4	2	1	-	1	-	-	16	78%	16
	2023	2	-	-	2	-	-	1	1	1	-	1	1	9	▲	9
Miscellaneous Civil	2024	19	23	26	28	19	14	14	16	22	22	12	29	244	-13%	244
	2023	34	22	29	19	26	20	13	24	16	18	33	25	279	▼	279
Misdemeanor	2024	3	7	4	3	2	13	1	14	6	25	2	6	86	-9%	86
	2023	3	15	11	14	6	13	1	7	3	5	1	16	95	▼	95
Other	2024	-	-	-	1	-	1	1	-	-	-	-	-	3	50%	3
	2023	-	1	-	-	1	-	-	-	-	-	-	-	2	▲	2
Other Criminally Related Matters	2024	-	9	3	10	2	10	-	5	-	11	7	7	64	68%	64
	2023	2	9	-	-	4	2	1	6	1	7	1	5	38	▲	38
Probates/Wills & Trusts - Level 2	2024	-	-	-	-	-	-	-	-	-	-	-	-	0	-100%	0
	2023	-	-	-	-	-	-	1	-	-	-	-	1	2	▼	2
Uncontested Divorce	2024	3	-	2	2	2	1	3	2	1	1	3	2	22	47%	22
	2023	1	-	1	2	5	1	-	-	1	2	-	2	15	▲	15

This report reflects the case management system. Numbers will update as reports are refreshed and posted. The case types reported may not necessitate judicial involvement.

Dashboard		Monthly Filings Summary		Jan --- Dec Filings					
<p>Court: Hopewell Circuit Start/End Date: Jan-23 / Dec-24 2023 Average Month: 129 Jan-Dec 2023: 1,548 Filings Trending: ▲</p>	<p>Circuit/Court ID: 6 206670 Type of Case: Filings 2024 Average Month: 134 Jan-Dec 2024 : 1,613 Overall AVG. Month: 132</p>	 <p style="text-align: center; font-weight: bold; font-size: 1.2em;">Jan 23 - Dec 24</p>		<table style="margin: auto;"> <tr> <td style="text-align: center; width: 50px;">1,613</td> <td style="text-align: center; width: 50px;">1,548</td> </tr> <tr> <td style="text-align: center; width: 50px;">2024</td> <td style="text-align: center; width: 50px;">2023</td> </tr> </table>		1,613	1,548	2024	2023
1,613	1,548								
2024	2023								

Filings by Division																
Divisions		Jan	Feb	Mar	Apr	May	Jun	Jul	Aug	Sep	Oct	Nov	Dec	Thru Dec	% Change	Total
Total	2024	127	176	132	108	154	147	141	136	105	146	117	124	1,613	4%	1,613
	2023	103	111	160	131	116	147	102	134	120	139	126	159	1,548	▲	1,548
Civil	2024	23	20	12	14	24	12	12	8	11	12	10	13	171	-20%	171
	2023	10	20	14	14	30	14	15	30	21	8	21	18	215	▼	215
Criminal	2024	57	105	71	57	84	104	96	78	60	96	74	84	966	10%	966
	2023	45	40	90	65	50	100	65	62	72	95	84	113	881	▲	881
Concealed Handgun Permits	2024	43	36	37	23	32	16	21	29	22	25	23	21	328	0%	328
	2023	37	36	34	45	30	21	14	28	22	25	15	21	328	↔	328
Miscellaneous/ Other	2024	4	15	12	14	14	14	12	21	12	12	10	6	146	21%	146
	2023	10	15	22	7	5	12	8	14	5	11	6	6	121	▲	121
Others	2024	-	-	-	-	-	1	-	-	-	1	-	-	2	-33%	2
	2023	1	-	-	-	1	-	-	-	-	-	-	1	3	▼	3

Filings by Case Category																
Case Categories		Jan	Feb	Mar	Apr	May	Jun	Jul	Aug	Sep	Oct	Nov	Dec	Thru Dec	% Change	Total
Contested Divorce	2024	1	3	1	1	1	2	2	1	-	3	-	2	17	6%	17
	2023	1	-	-	2	3	-	1	6	2	-	1	-	16	▲	16
Domestic and Family - Level 1	2024	3	-	1	-	11	-	-	-	2	1	2	1	21	-48%	21
	2023	3	-	1	2	9	3	5	7	4	-	4	2	40	▼	40
Domestic and Family - Level 2	2024	-	2	-	2	-	-	-	-	-	-	-	-	4	-80%	4
	2023	1	2	2	3	-	2	2	1	2	-	4	1	20	▼	20
Felonies and Related Matters	2024	36	63	39	34	51	86	54	42	38	61	45	66	615	1%	615
	2023	34	33	67	52	27	58	39	48	52	70	64	65	609	▲	609
General Civil - Level 1	2024	-	1	1	-	-	-	-	-	-	-	-	-	2	-60%	2
	2023	-	1	-	-	1	1	-	1	1	-	-	-	5	▼	5
General Civil - Level 2	2024	5	5	2	3	4	1	5	2	3	3	3	5	40	25%	40
	2023	2	6	2	1	4	1	3	3	3	3	2	2	32	▲	32
General Civil - Level 3	2024	10	6	2	3	2	2	2	-	5	1	1	1	35	-17%	35
	2023	1	3	4	1	6	-	2	4	5	3	7	6	42	▼	42
Miscellaneous Civil	2024	47	51	49	37	46	30	33	50	33	37	32	27	472	7%	472
	2023	47	50	54	52	35	33	22	42	26	33	20	27	441	▲	441
Misdemeanor	2024	20	41	22	22	31	18	40	37	22	35	27	16	331	33%	331
	2023	11	6	20	10	22	42	21	10	17	23	18	48	248	▲	248
Other	2024	1	1	2	-	-	1	-	1	-	1	-	-	7	-30%	7
	2023	2	3	-	-	2	1	-	1	-	-	-	1	10	▼	10
Other Criminally Related Matters	2024	2	2	10	1	2	-	2	-	-	2	2	3	26	-10%	26
	2023	-	1	3	3	1	-	5	4	3	2	2	5	29	▼	29
Probates/Wills & Trusts - Level 2	2024	1	-	-	2	1	1	-	-	-	1	1	-	7	75%	7
	2023	1	-	-	-	1	-	1	-	-	1	-	-	4	▲	4
Protective Orders	2024	-	-	-	2	-	-	-	1	-	-	-	1	4	-50%	4
	2023	-	2	1	-	1	-	-	1	1	2	-	-	8	▼	8
Uncontested Divorce	2024	1	1	3	1	5	6	3	2	2	2	4	2	32	-27%	32
	2023	-	4	6	5	4	6	1	6	4	2	4	2	44	▼	44

This report reflects the case management system. Numbers will update as reports are refreshed and posted. The case types reported may not necessitate judicial involvement.

Dashboard	Monthly Filings Summary	Jan --- Dec Filings						
<p>Court: Newport News Circuit Start/End Date: Jan-23 / Dec-24 2023 Average Month: 921 Jan-Dec 2023: 11,050 Filings Trending: ↔</p> <p>Circuit/Court ID: 7 207700 Type of Case: Filings 2024 Average Month: 910 Jan-Dec 2024 : 10,917 Overall AVG. Month: 915</p>	<p>Jan 23 - Dec 24</p>	<table border="1" style="margin: auto;"> <tr> <td style="font-size: 24pt; font-weight: bold;">10,917</td> <td style="font-size: 24pt; font-weight: bold;">11,050</td> </tr> <tr> <td style="width: 50px; height: 50px; background-color: #f0e68c;"></td> <td style="width: 50px; height: 50px; background-color: #f0e68c;"></td> </tr> <tr> <td style="font-weight: bold;">2024</td> <td style="font-weight: bold;">2023</td> </tr> </table>	10,917	11,050			2024	2023
10,917	11,050							
2024	2023							

Filings by Division																
Divisions		Jan	Feb	Mar	Apr	May	Jun	Jul	Aug	Sep	Oct	Nov	Dec	Thru Dec	% Change	Total
Total	2024	960	863	1,097	896	957	734	857	995	801	1,039	875	843	10,917	-1%	10,917
	2023	953	852	1,078	807	908	1,021	844	1,048	941	932	870	796	11,050	▼	11,050
Civil	2024	165	108	162	121	124	138	177	163	122	138	132	150	1,700	1%	1,700
	2023	125	119	179	153	133	184	132	153	128	161	116	96	1,679	▲	1,679
Criminal	2024	359	358	414	326	513	312	316	364	351	497	374	347	4,531	3%	4,531
	2023	405	335	371	263	374	393	360	415	382	360	365	379	4,402	▲	4,402
Concealed Handgun Permits	2024	225	210	204	233	212	165	200	186	184	203	147	200	2,369	-4%	2,369
	2023	270	238	287	226	184	200	168	205	189	176	158	156	2,457	▼	2,457
Miscellaneous/ Other	2024	207	187	313	214	108	117	164	282	144	200	221	146	2,303	-8%	2,303
	2023	151	160	239	165	216	243	183	275	240	234	229	165	2,500	▼	2,500
Others	2024	4	-	4	2	-	2	-	-	-	1	1	-	14	17%	14
	2023	2	-	2	-	1	1	1	-	2	1	2	-	12	▲	12

Filings by Case Category																
Case Categories		Jan	Feb	Mar	Apr	May	Jun	Jul	Aug	Sep	Oct	Nov	Dec	Thru Dec	% Change	Total
Administrative Law	2024	1	-	-	1	-	-	1	-	1	-	-	-	4	-20%	4
	2023	1	-	-	1	1	-	1	-	-	1	-	-	5	▼	5
Aggravated Murder	2024	-	-	-	-	-	-	-	-	-	-	-	-	0	-100%	0
	2023	1	-	-	-	-	-	-	-	-	-	-	-	1	▼	1
Contested Divorce	2024	13	12	20	12	8	22	13	13	13	20	16	10	172	-2%	172
	2023	10	18	23	13	19	13	14	13	13	17	11	11	175	▼	175
Domestic and Family - Level 1	2024	34	2	14	6	10	20	28	25	14	12	27	20	212	-14%	212
	2023	14	17	35	19	19	36	22	11	18	40	11	4	246	▼	246
Domestic and Family - Level 2	2024	4	5	6	2	6	7	7	10	4	7	6	6	70	-22%	70
	2023	9	8	4	7	6	12	12	11	1	11	6	3	90	▼	90
Felonies and Related Matters	2024	177	157	239	149	215	144	150	130	174	255	185	163	2,138	-2%	2,138
	2023	215	185	204	137	171	176	190	199	187	163	173	190	2,190	▼	2,190
General Civil - Level 1	2024	3	3	4	2	7	4	4	2	1	5	5	3	43	-4%	43
	2023	3	8	5	4	2	4	1	6	3	7	2	-	45	▼	45
General Civil - Level 2	2024	43	32	46	33	40	34	62	51	22	43	32	62	500	31%	500
	2023	21	28	31	37	21	42	35	36	43	34	29	24	381	▲	381
General Civil - Level 3	2024	44	19	45	48	20	28	32	22	21	22	30	16	347	-3%	347
	2023	32	28	38	34	31	30	18	17	37	28	34	32	359	▼	359
Miscellaneous Civil	2024	357	349	433	373	292	218	292	403	257	335	296	313	3,918	-3%	3,918
	2023	342	337	407	330	325	358	293	406	335	316	307	281	4,037	▼	4,037
Misdemeanor	2024	89	92	129	94	132	98	80	135	70	113	114	93	1,239	9%	1,239
	2023	119	87	110	68	103	79	73	118	92	92	101	97	1,139	▲	1,139
Other	2024	63	44	53	46	24	49	69	62	62	52	52	22	598	-18%	598
	2023	66	43	97	41	64	67	47	71	70	75	66	21	728	▼	728
Other Criminally Related Matters	2024	93	118	51	83	166	70	87	104	119	133	82	92	1,198	5%	1,198
	2023	87	64	59	66	101	143	100	112	112	108	92	92	1,136	▲	1,136
Probates/Wills & Trusts - Level 1	2024	-	2	2	-	-	2	-	-	-	1	-	-	7	-22%	7
	2023	1	-	-	-	-	1	2	1	2	2	-	-	9	▼	9
Probates/Wills & Trusts - Level 2	2024	6	3	8	9	11	6	8	5	7	9	3	8	83	14%	83
	2023	-	2	13	8	5	12	5	6	4	4	5	9	73	▲	73
Protective Orders	2024	-	-	2	-	-	-	-	-	-	-	-	-	2	↔	2
	2023	-	-	-	-	-	-	-	-	-	-	-	-	0	↔	0
Uncontested Divorce	2024	33	25	45	38	26	32	24	33	36	32	27	35	386	-11%	386
	2023	32	27	52	42	40	48	31	41	24	34	33	32	436	▼	436

This report reflects the case management system. Numbers will update as reports are refreshed and posted. The case types reported may not necessitate judicial involvement.

CPSS-CCMS-10.01 CASELOAD STATISTICS OF THE CIRCUIT COURTS

Hampton

January 2023 -- December 2024 Filings

Alexandria and Fairfax Circuit are not Included in State Totals.

Dashboard	Monthly Filings Summary	Jan --- Dec Filings				
<p>Court: Hampton Circuit Start/End Date: Jan-23 / Dec-24 2023 Average Month: 713 Jan-Dec 2023: 8,561 Filings Trending: ↔</p> <p>Circuit/Court ID: 8 208650 Type of Case: Filings 2024 Average Month: 729 Jan-Dec 2024 : 8,744 Overall AVG. Month: 721</p>	<p>Jan 23 - Dec 24</p>	<table border="1" style="margin: auto;"> <tr> <td style="text-align: center; width: 50px;">8,744</td> <td style="text-align: center; width: 50px;">8,561</td> </tr> <tr> <td style="text-align: center;">2024</td> <td style="text-align: center;">2023</td> </tr> </table>	8,744	8,561	2024	2023
8,744	8,561					
2024	2023					

Filings by Division																
Divisions		Jan	Feb	Mar	Apr	May	Jun	Jul	Aug	Sep	Oct	Nov	Dec	Thru Dec	% Change	Total
Total	2024	714	716	849	763	820	687	744	738	720	809	601	583	8,744	2%	8,744
	2023	625	631	921	664	816	707	756	776	697	803	632	533	8,561	▲	8,561
Civil	2024	109	110	117	120	185	139	132	121	177	114	96	102	1,522	1%	1,522
	2023	106	109	181	117	159	107	112	166	127	107	120	98	1,509	▲	1,509
Criminal	2024	291	304	385	341	346	300	337	328	299	401	273	284	3,889	9%	3,889
	2023	208	212	354	246	302	336	350	297	325	434	288	231	3,583	▲	3,583
Concealed Handgun Permits	2024	202	185	209	175	152	132	156	170	145	182	138	118	1,964	-4%	1,964
	2023	227	188	238	185	192	137	176	176	141	141	141	110	2,052	▼	2,052
Miscellaneous/ Other	2024	112	116	138	127	137	116	118	119	99	112	94	79	1,367	-3%	1,367
	2023	84	121	147	116	163	126	118	135	103	120	82	94	1,409	▼	1,409
Others	2024	-	1	-	-	-	-	1	-	-	-	-	-	2	-75%	2
	2023	-	1	1	-	-	1	-	2	1	1	1	-	8	▼	8

Filings by Case Category																
Case Categories		Jan	Feb	Mar	Apr	May	Jun	Jul	Aug	Sep	Oct	Nov	Dec	Thru Dec	% Change	Total
Administrative Law	2024	-	-	-	2	2	-	1	-	1	-	-	-	6	50%	6
	2023	1	-	-	1	-	-	-	-	-	1	-	1	4	▲	4
Aggravated Murder	2024	-	-	-	-	-	-	-	2	-	-	-	-	2	100%	2
	2023	-	-	-	-	-	-	-	-	1	-	-	-	1	▲	1
Contested Divorce	2024	6	13	18	13	14	12	15	10	7	15	7	9	139	-16%	139
	2023	8	12	17	18	18	10	12	25	15	16	11	3	165	▼	165
Domestic and Family - Level 1	2024	22	19	17	13	54	20	20	10	18	11	9	14	227	38%	227
	2023	12	4	25	18	12	17	4	9	25	10	20	9	165	▲	165
Domestic and Family - Level 2	2024	3	2	2	4	4	1	8	1	2	3	5	-	35	-5%	35
	2023	3	1	7	-	-	6	5	5	4	2	2	2	37	▼	37
Felonies and Related Matters	2024	134	136	134	169	155	122	164	127	142	230	133	103	1,749	12%	1,749
	2023	112	80	186	119	144	122	170	128	148	138	128	92	1,567	▲	1,567
General Civil - Level 1	2024	-	-	1	1	4	1	3	1	2	1	-	2	16	60%	16
	2023	1	1	1	1	2	1	-	1	-	1	1	-	10	▲	10
General Civil - Level 2	2024	23	20	26	30	40	38	21	19	16	31	17	28	309	-8%	309
	2023	39	22	38	26	29	21	25	33	29	23	28	24	337	▼	337
General Civil - Level 3	2024	12	9	14	13	24	13	14	15	21	13	9	18	175	-31%	175
	2023	13	25	23	21	36	14	18	38	17	21	10	17	253	▼	253
Miscellaneous Civil	2024	256	232	275	233	214	191	228	225	196	238	182	159	2,629	-4%	2,629
	2023	267	239	299	246	297	196	231	244	190	199	190	151	2,749	▼	2,749
Misdemeanor	2024	93	84	158	89	98	76	92	87	79	101	85	88	1,130	10%	1,130
	2023	52	88	94	77	74	83	74	101	93	129	112	53	1,030	▲	1,030
Other	2024	57	72	68	72	73	59	48	63	50	54	47	37	700	-2%	700
	2023	41	70	84	58	59	66	60	69	53	61	42	53	716	▼	716
Other Criminally Related Matters	2024	82	88	102	84	99	116	94	141	146	86	79	101	1,218	10%	1,218
	2023	47	57	95	53	100	135	128	85	90	174	50	93	1,107	▲	1,107
Probates/Wills & Trusts - Level 1	2024	1	-	-	-	1	-	-	2	2	-	2	-	8	14%	8
	2023	-	-	-	1	2	-	-	-	1	1	1	1	7	▲	7
Probates/Wills & Trusts - Level 2	2024	3	4	4	7	9	2	7	6	6	5	9	1	63	-15%	63
	2023	6	4	4	5	9	7	2	13	4	7	8	5	74	▼	74
Protective Orders	2024	-	-	-	-	-	2	-	-	-	-	-	1	3	200%	3
	2023	-	-	-	-	-	-	-	-	-	-	-	1	1	▲	1
Uncontested Divorce	2024	22	37	30	33	29	34	29	29	32	21	17	22	335	-1%	335
	2023	23	28	48	20	34	29	27	25	27	20	29	28	338	▼	338


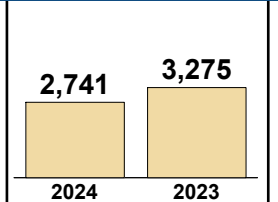
This report reflects the case management system. Numbers will update as reports are refreshed and posted. The case types reported may not necessitate judicial involvement.

Dashboard		Monthly Filings Summary		Jan --- Dec Filings	
<p>Court: Charles City Circuit Start/End Date: Jan-23 / Dec-24 2023 Average Month: 33 Jan-Dec 2023: 390 Filings Trending: ▼</p>	<p>Circuit/Court ID: 9 209036 Type of Case: Filings 2024 Average Month: 30 Jan-Dec 2024 : 354 Overall AVG. Month: 31</p>	<p style="text-align: center; font-weight: bold; font-size: 1.2em;">Jan 23 - Dec 24</p>		<p style="text-align: center; font-weight: bold; font-size: 1.2em;">354 390</p> <p style="text-align: center;">2024 2023</p>	

Filings by Division																
Divisions		Jan	Feb	Mar	Apr	May	Jun	Jul	Aug	Sep	Oct	Nov	Dec	Thru Dec	% Change	Total
Total	2024	37	29	29	31	25	36	25	24	23	33	36	26	354	-9%	354
	2023	32	36	43	35	33	37	23	22	22	32	35	40	390	▼	390
Civil	2024	6	2	5	1	3	1	2	5	1	2	4	3	35	-22%	35
	2023	2	1	5	4	6	4	4	2	2	4	4	7	45	▼	45
Criminal	2024	2	3	4	6	9	19	8	3	10	-	6	5	75	-10%	75
	2023	5	4	5	14	6	18	4	5	4	4	7	7	83	▼	83
Concealed Handgun Permits	2024	23	15	12	20	5	11	11	9	8	23	12	15	164	-8%	164
	2023	21	25	24	15	15	10	12	9	7	16	9	15	178	▼	178
Miscellaneous/ Other	2024	6	9	8	4	8	5	4	7	4	8	14	3	80	-5%	80
	2023	4	6	9	2	6	5	3	6	9	8	15	11	84	▼	84

Filings by Case Category																
Case Categories		Jan	Feb	Mar	Apr	May	Jun	Jul	Aug	Sep	Oct	Nov	Dec	Thru Dec	% Change	Total
Administrative Law	2024	-	-	-	-	-	-	-	-	-	-	-	-	0	-100%	0
	2023	-	-	-	-	-	-	-	1	-	1	-	-	-	2	▼
Aggravated Murder	2024	-	-	-	-	-	-	-	-	-	-	-	-	0	-100%	0
	2023	-	-	-	-	-	1	-	-	-	-	-	-	-	1	▼
Contested Divorce	2024	-	-	-	-	-	-	-	-	-	-	2	-	2	-50%	2
	2023	-	-	1	-	1	-	-	1	1	-	-	-	-	4	▼
Domestic and Family - Level 1	2024	-	-	-	-	1	-	-	-	-	1	1	-	3	50%	3
	2023	-	-	-	1	-	-	-	-	-	1	-	-	-	2	▲
Domestic and Family - Level 2	2024	-	-	2	-	1	-	-	-	-	-	-	-	3	0%	3
	2023	-	-	1	1	-	-	-	-	-	-	-	1	3	↔	3
Felonies and Related Matters	2024	-	2	2	1	5	3	5	2	2	-	4	2	28	-54%	28
	2023	3	4	5	13	3	17	3	2	4	2	1	4	61	▼	61
General Civil - Level 1	2024	1	-	-	-	-	-	-	-	-	-	-	-	1	0%	1
	2023	-	-	-	-	1	-	-	-	-	-	-	-	-	1	↔
General Civil - Level 2	2024	4	1	-	-	1	-	1	2	1	-	1	-	11	-35%	11
	2023	1	1	1	1	3	2	3	-	1	1	-	3	17	▼	17
General Civil - Level 3	2024	-	-	2	1	-	-	-	3	-	-	-	1	7	75%	7
	2023	-	1	-	-	-	-	1	-	-	1	-	1	4	▲	4
Miscellaneous Civil	2024	28	18	14	23	10	13	13	14	12	28	22	16	211	-10%	211
	2023	25	29	33	16	20	12	14	12	13	18	24	18	234	▼	234
Misdemeanor	2024	2	1	1	3	2	-	3	1	8	-	2	3	26	73%	26
	2023	1	-	-	1	2	-	1	3	-	2	2	3	15	▲	15
Other	2024	1	6	4	-	2	4	3	-	-	3	3	2	28	8%	28
	2023	-	1	-	1	1	3	1	3	2	6	-	8	26	▲	26
Other Criminally Related Matters	2024	-	-	4	2	2	16	-	-	-	-	-	-	24	300%	24
	2023	1	-	-	-	1	-	-	-	-	-	-	4	6	▲	6
Probates/Wills & Trusts - Level 2	2024	-	1	-	-	-	-	-	-	-	-	-	1	3	200%	3
	2023	1	-	-	-	-	-	-	-	-	-	-	-	1	▲	1
Uncontested Divorce	2024	1	-	-	1	1	-	-	2	-	1	-	1	7	-46%	7
	2023	-	-	2	1	1	2	-	-	1	-	4	2	13	▼	13

This report reflects the case management system. Numbers will update as reports are refreshed and posted. The case types reported may not necessitate judicial involvement.

Dashboard	Monthly Filings Summary	Jan --- Dec Filings
<p>Court: Gloucester Circuit Start/End Date: Jan-23 / Dec-24 2023 Average Month: 273 Jan-Dec 2023: 3,275 Filings Trending: ▼</p>	<p>Circuit/Court ID: 9 209073 Type of Case: Filings 2024 Average Month:228 Jan-Dec 2024 : 2,741 Overall AVG. Month: 251</p> 	

Filings by Division																
Divisions		Jan	Feb	Mar	Apr	May	Jun	Jul	Aug	Sep	Oct	Nov	Dec	Thru Dec	% Change	Total
Total	2024	256	216	245	232	236	184	285	188	233	228	240	198	2,741	-16%	2,741
	2023	419	233	392	229	311	240	251	232	262	245	253	208	3,275	▼	3,275
Civil	2024	24	35	32	47	44	24	34	28	44	34	24	21	391	5%	391
	2023	31	27	32	28	25	28	16	47	39	31	29	39	372	▲	372
Criminal	2024	87	63	63	80	72	56	106	61	84	50	93	71	886	-20%	886
	2023	188	47	126	51	161	56	99	52	90	80	102	52	1,104	▼	1,104
Concealed Handgun Permits	2024	81	69	97	67	65	57	82	61	54	90	78	74	875	-15%	875
	2023	119	93	144	91	79	94	72	62	79	58	62	80	1,033	▼	1,033
Miscellaneous/ Other	2024	62	49	52	37	54	44	63	35	48	54	42	31	571	-25%	571
	2023	81	66	90	59	46	62	64	71	54	76	60	37	766	▼	766
Others	2024	2	-	1	1	1	3	-	3	3	-	3	1	18	18	18
	2023	-	-	-	-	-	-	-	-	-	-	-	-	0	↔	0

Filings by Case Category																
Case Categories		Jan	Feb	Mar	Apr	May	Jun	Jul	Aug	Sep	Oct	Nov	Dec	Thru Dec	% Change	Total
Administrative Law	2024	-	-	-	1	-	-	-	-	-	-	-	-	1	1	1
	2023	-	-	-	-	-	-	-	-	-	-	-	-	0	↔	0
Contested Divorce	2024	3	6	5	7	6	6	4	5	8	6	3	2	61	56%	61
	2023	5	5	2	3	3	-	2	5	2	2	5	5	39	▲	39
Domestic and Family - Level 1	2024	2	1	4	10	14	1	4	1	6	6	1	2	52	11%	52
	2023	1	2	6	4	-	4	4	5	2	7	2	10	47	▲	47
Domestic and Family - Level 2	2024	2	3	2	6	4	3	4	3	3	3	5	1	39	34%	39
	2023	2	1	2	-	3	1	-	6	6	4	1	3	29	▲	29
Felonies and Related Matters	2024	57	42	49	40	53	33	79	22	64	42	62	51	594	-25%	594
	2023	153	38	95	24	133	28	64	35	67	48	76	34	795	▼	795
General Civil - Level 1	2024	-	-	-	-	-	1	1	1	2	-	-	-	5	0%	5
	2023	-	-	-	1	2	-	-	-	-	1	1	-	5	↔	5
General Civil - Level 2	2024	1	7	4	5	6	1	3	5	6	10	4	8	60	3%	60
	2023	4	3	5	4	4	6	1	7	11	5	2	6	58	▲	58
General Civil - Level 3	2024	2	4	4	3	4	2	4	4	6	2	4	5	44	-10%	44
	2023	4	4	5	3	1	3	-	11	4	1	6	7	49	▼	49
Miscellaneous Civil	2024	100	85	117	79	84	71	103	79	71	113	98	86	1,086	-15%	1,086
	2023	144	114	182	106	90	110	88	83	94	81	92	93	1,277	▼	1,277
Misdemeanor	2024	24	17	12	34	14	20	14	19	18	6	25	13	216	-21%	216
	2023	30	8	26	25	26	25	35	13	19	26	22	17	272	▼	272
Other	2024	43	31	29	26	35	33	41	18	30	28	24	17	355	-33%	355
	2023	60	47	50	46	37	47	49	48	39	52	31	23	529	▼	529
Other Criminally Related Matters	2024	6	5	2	7	5	3	13	21	3	2	7	7	81	88%	81
	2023	5	2	8	2	2	3	-	4	6	6	4	1	43	▲	43
Probates/Wills & Trusts - Level 1	2024	-	1	2	-	-	-	-	-	-	-	-	1	5	67%	5
	2023	-	-	-	2	-	-	1	-	-	-	-	-	3	▲	3
Probates/Wills & Trusts - Level 2	2024	2	2	2	3	2	-	1	1	1	1	2	-	17	6%	17
	2023	-	1	1	1	1	1	1	1	2	4	2	1	16	▲	16
Protective Orders	2024	1	-	-	-	-	1	-	1	2	-	-	-	5	5	5
	2023	-	-	-	-	-	-	-	-	-	-	-	-	0	↔	0
Uncontested Divorce	2024	13	12	13	11	9	9	14	8	13	9	4	5	120	6%	120
	2023	11	8	10	8	9	12	6	14	10	8	9	8	113	▲	113

CPSS-CCMS-10.01 CASELOAD STATISTICS OF THE CIRCUIT COURTS

King & Queen

January 2023 -- December 2024 Filings


Alexandria and Fairfax Circuit are not Included in State Totals.

Dashboard

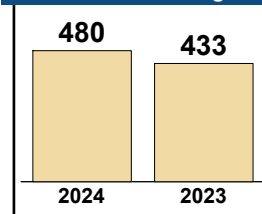
Court: King & Queen Circuit
Start/End Date: Jan-23 / Dec-24
2023 Average Month: 36
Jan-Dec 2023: 433
Filings Trending: ▲

Circuit/Court ID: 9 209097
Type of Case: Filings
2024 Average Month: 40
Jan-Dec 2024 : 480
Overall AVG. Month: 38

Monthly Filings Summary



Jan --- Dec Filings



Filings by Division

Divisions		Jan	Feb	Mar	Apr	May	Jun	Jul	Aug	Sep	Oct	Nov	Dec	Thru Dec	% Change	Total
Total	2024	46	36	34	48	33	39	41	35	27	59	34	48	480	11%	480
	2023	45	36	48	33	40	36	28	38	24	24	40	41	433	▲	433
Civil	2024	3	6	4	5	3	8	11	8	3	3	7	2	63	31%	63
	2023	1	7	4	5	4	2	4	6	6	4	4	1	48	▲	48
Criminal	2024	8	12	5	18	7	19	11	12	13	18	5	23	151	13%	151
	2023	10	9	18	12	8	17	6	16	8	4	11	15	134	▲	134
Concealed Handgun Permits	2024	20	14	17	14	16	6	9	9	9	26	17	18	175	-10%	175
	2023	24	15	24	11	18	13	13	13	9	14	20	20	194	▼	194
Miscellaneous/Other	2024	13	4	3	7	7	5	9	5	1	12	5	5	76	36%	76
	2023	9	5	2	5	10	4	5	3	1	2	5	5	56	▲	56
Others	2024	2	-	5	4	-	1	1	1	1	-	-	-	15	1,400%	15
	2023	1	-	-	-	-	-	-	-	-	-	-	-	1	▲	1

Filings by Case Category

Case Categories		Jan	Feb	Mar	Apr	May	Jun	Jul	Aug	Sep	Oct	Nov	Dec	Thru Dec	% Change	Total
Administrative Law	2024	-	-	-	-	-	-	-	-	-	-	-	-	0	-100%	0
	2023	-	-	-	1	-	-	-	-	-	-	-	-	1	▼	1
Contested Divorce	2024	-	1	-	1	1	-	3	-	1	-	-	-	7	133%	7
	2023	-	-	-	-	-	-	2	-	-	-	1	-	3	▲	3
Domestic and Family - Level 1	2024	-	1	3	-	-	2	-	1	-	-	-	-	7	40%	7
	2023	1	1	1	-	-	1	1	-	-	-	-	-	5	▲	5
Domestic and Family - Level 2	2024	1	3	-	-	1	3	2	3	-	-	-	1	14	75%	14
	2023	-	1	-	-	1	-	-	2	4	-	-	-	8	▲	8
Felonies and Related Matters	2024	7	8	2	11	5	13	6	10	10	14	1	17	104	24%	104
	2023	5	5	10	8	5	12	1	13	5	4	7	9	84	▲	84
General Civil - Level 1	2024	-	-	-	-	-	-	-	-	-	-	-	-	0	-100%	0
	2023	-	-	-	-	1	-	-	1	-	-	-	-	2	▼	2
General Civil - Level 2	2024	2	2	1	1	1	1	1	3	-	2	-	-	14	8%	14
	2023	-	3	1	1	1	1	-	2	1	1	2	-	13	▲	13
General Civil - Level 3	2024	4	-	-	-	-	-	2	-	1	-	2	-	9	29%	9
	2023	-	1	-	1	-	2	-	-	-	3	-	-	7	▲	7
Miscellaneous Civil	2024	21	16	18	21	21	11	17	13	11	29	20	21	219	-10%	219
	2023	31	20	26	16	28	15	17	15	10	15	24	25	242	▼	242
Misdemeanor	2024	1	1	3	7	2	3	-	1	1	-	-	3	22	-37%	22
	2023	5	1	5	2	2	5	3	3	2	-	2	5	35	▼	35
Other	2024	10	-	7	6	1	1	2	2	1	9	2	2	43	975%	43
	2023	2	-	-	-	-	-	-	1	-	-	1	-	4	▲	4
Other Criminally Related Matters	2024	-	3	-	-	-	3	5	1	2	4	4	3	25	47%	25
	2023	-	3	3	2	1	-	2	1	2	-	2	1	17	▲	17
Probates/Wills & Trusts - Level 2	2024	-	-	-	-	-	1	-	-	-	-	1	-	2	2	2
	2023	-	-	-	-	-	-	-	-	-	-	-	-	0	↔	0
Protective Orders	2024	-	-	-	1	-	-	2	-	-	-	-	-	3	50%	3
	2023	-	-	-	-	-	-	-	-	-	1	-	1	2	▲	2
Uncontested Divorce	2024	-	1	-	-	1	1	1	1	-	1	4	1	11	10%	11
	2023	1	1	2	2	1	-	2	-	-	-	1	-	10	▲	10

This report reflects the case management system. Numbers will update as reports are refreshed and posted. The case types reported may not necessitate judicial involvement.

CPSS-CCMS-10.01 CASELOAD STATISTICS OF THE CIRCUIT COURTS

King William

January 2023 -- December 2024 Filings


Alexandria and Fairfax Circuit are not Included in State Totals.

Dashboard

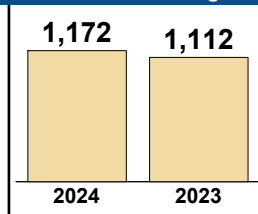
Court: King William Circuit
Start/End Date: Jan-23 / Dec-24
2023 Average Month: 93
Jan-Dec 2023: 1,112
Filings Trending: ▲

Circuit/Court ID: 9 209101
Type of Case: Filings
2024 Average Month: 98
Jan-Dec 2024 : 1,172
Overall AVG. Month: 95

Monthly Filings Summary



Jan --- Dec Filings



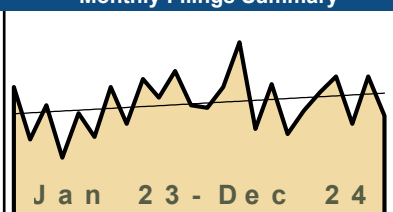
Filings by Division

Divisions	Jan	Feb	Mar	Apr	May	Jun	Jul	Aug	Sep	Oct	Nov	Dec	Thru Dec	% Change	Total
Total	85	105	115	97	68	79	95	102	111	122	104	89	1,172	5%	1,172
Civil	13	12	18	12	8	12	5	6	6	12	11	4	119	2%	119
Criminal	9	20	21	11	9	5	20	42	19	27	39	35	257	29%	257
Concealed Handgun Permits	45	50	48	46	29	35	37	26	56	42	28	39	481	-1%	481
Miscellaneous/Other	18	22	28	28	22	27	33	28	30	41	26	11	314	1%	314
Others	-	1	-	-	-	-	-	-	-	-	-	-	1	0%	1

Filings by Case Category

Case Categories	Jan	Feb	Mar	Apr	May	Jun	Jul	Aug	Sep	Oct	Nov	Dec	Thru Dec	% Change	Total
Administrative Law	-	-	2	-	-	-	-	-	-	-	-	-	2	100%	2
Contested Divorce	3	1	1	-	1	-	1	-	-	-	-	-	7	-50%	7
Domestic and Family - Level 1	-	2	2	1	4	1	-	2	2	4	1	2	21	91%	21
Domestic and Family - Level 2	-	2	1	3	-	2	-	-	1	1	-	-	10	67%	10
Felonies and Related Matters	6	7	11	5	5	2	10	37	4	14	12	16	129	8%	129
General Civil - Level 1	-	-	-	-	-	-	-	-	-	-	-	-	0	-100%	0
General Civil - Level 2	2	1	2	2	2	-	1	2	1	3	4	2	22	69%	22
General Civil - Level 3	4	6	4	7	1	2	2	1	-	1	2	-	30	-12%	30
Miscellaneous Civil	50	63	59	61	40	50	53	37	72	52	43	44	624	4%	624
Misdemeanor	3	6	5	2	3	5	9	4	4	3	14	17	75	32%	75
Other	13	10	18	12	10	12	16	17	14	29	11	5	167	-15%	167
Other Criminally Related Matters	-	7	5	4	1	1	1	1	12	10	13	2	57	138%	57
Probates/Wills & Trusts - Level 1	-	-	-	-	-	-	-	-	-	-	2	-	2	2	2
Probates/Wills & Trusts - Level 2	4	-	1	-	-	1	2	1	-	2	-	-	11	1,000%	11
Uncontested Divorce	5	3	3	1	3	3	1	6	3	3	2	1	15	-59%	15

This report reflects the case management system. Numbers will update as reports are refreshed and posted. The case types reported may not necessitate judicial involvement.

Dashboard		Monthly Filings Summary		Jan --- Dec Filings					
<p>Court: Mathews Circuit Start/End Date: Jan-23 / Dec-24 2023 Average Month: 41 Jan-Dec 2023: 489 Filings Trending: ▲</p>	<p>Circuit/Court ID: 9 209115 Type of Case: Filings 2024 Average Month:45 Jan-Dec 2024 : 536 Overall AVG. Month: 43</p>	 <p style="text-align: center; font-weight: bold; color: #004a87;">Jan 23 - Dec 24</p>		<table border="1" style="margin: auto; border-collapse: collapse;"> <tr> <td style="width: 50%; text-align: center;">536</td> <td style="width: 50%; text-align: center;">489</td> </tr> <tr> <td style="text-align: center;">2024</td> <td style="text-align: center;">2023</td> </tr> </table>		536	489	2024	2023
536	489								
2024	2023								

Filings by Division																
Divisions		Jan	Feb	Mar	Apr	May	Jun	Jul	Aug	Sep	Oct	Nov	Dec	Thru Dec	% Change	Total
Total	2024	41	49	66	33	50	31	40	47	53	35	53	38	536	10%	536
	2023	49	29	42	22	39	30	49	35	52	45	55	42	489	▲	489
Civil	2024	9	3	15	13	5	5	8	14	9	6	4	5	96	9%	96
	2023	5	-	9	2	5	6	10	11	9	10	13	8	88	▲	88
Criminal	2024	6	8	21	7	15	-	7	6	19	7	12	9	117	-2%	117
	2023	14	9	12	-	8	7	15	1	19	7	22	5	119	▼	119
Concealed Handgun Permits	2024	22	32	23	8	24	16	20	21	19	17	31	21	254	25%	254
	2023	23	18	15	14	18	12	18	14	21	17	12	21	203	▲	203
Miscellaneous/ Other	2024	4	6	7	5	6	10	5	6	6	5	6	3	69	-13%	69
	2023	7	2	6	6	8	5	6	9	3	11	8	8	79	▼	79

Filings by Case Category																
Case Categories		Jan	Feb	Mar	Apr	May	Jun	Jul	Aug	Sep	Oct	Nov	Dec	Thru Dec	% Change	Total
Administrative Law	2024	-	-	-	-	-	-	-	-	-	-	-	-	0	-100%	0
	2023	-	-	-	-	-	-	1	1	-	-	-	-	2	▼	2
Contested Divorce	2024	-	-	-	-	2	1	2	2	1	1	-	-	9	-10%	9
	2023	1	-	1	1	-	-	-	1	3	1	2	-	10	▼	10
Domestic and Family - Level 1	2024	1	-	8	6	-	-	-	4	2	-	1	-	22	175%	22
	2023	-	-	-	-	-	-	-	3	2	-	3	-	8	▲	8
Domestic and Family - Level 2	2024	-	-	-	-	-	2	1	-	-	1	-	-	4	0%	4
	2023	-	-	-	-	-	-	1	1	-	-	-	2	4	↔	4
Felonies and Related Matters	2024	3	3	14	3	6	-	4	1	8	3	7	4	56	-33%	56
	2023	9	2	7	-	7	6	10	-	11	8	20	3	83	▼	83
General Civil - Level 2	2024	2	2	2	-	-	1	-	3	1	2	-	1	14	-22%	14
	2023	1	-	5	1	-	2	1	-	2	2	3	1	18	▼	18
General Civil - Level 3	2024	2	-	-	-	1	-	-	1	-	-	1	2	7	-50%	7
	2023	1	-	-	-	-	-	3	2	-	2	2	4	14	▼	14
Miscellaneous Civil	2024	25	37	29	13	29	24	25	27	25	22	35	24	315	15%	315
	2023	29	20	21	20	26	16	23	23	23	27	17	29	274	▲	274
Misdemeanor	2024	3	5	6	3	9	-	3	5	11	3	4	5	57	90%	57
	2023	5	1	5	-	1	1	4	1	7	3	2	-	30	▲	30
Other	2024	1	1	1	1	-	2	-	-	-	1	-	-	7	-22%	7
	2023	1	-	-	-	-	2	2	-	1	1	2	-	9	▼	9
Other Criminally Related Matters	2024	-	-	1	1	-	-	-	-	-	1	1	-	4	-60%	4
	2023	-	6	-	-	-	-	-	1	-	1	-	2	10	▼	10
Probates/Wills & Trusts - Level 1	2024	-	-	-	-	-	-	1	-	-	-	-	-	1	1	1
	2023	-	-	-	-	-	-	-	-	-	-	-	-	0	↔	0
Probates/Wills & Trusts - Level 2	2024	2	1	3	1	-	-	1	3	1	-	-	-	12	50%	12
	2023	1	-	-	-	3	-	-	2	1	-	1	-	8	▲	8
Protective Orders	2024	-	-	-	1	2	-	-	-	-	-	-	-	3	3	3
	2023	-	-	-	-	-	-	-	-	-	-	-	-	0	↔	0
Uncontested Divorce	2024	2	-	2	4	1	1	3	1	4	1	4	2	25	32%	25
	2023	1	-	3	-	2	3	3	1	1	1	3	1	19	▲	19

This report reflects the case management system. Numbers will update as reports are refreshed and posted. The case types reported may not necessitate judicial involvement.

Dashboard	Monthly Filings Summary	Jan --- Dec Filings
<p>Court: Middlesex Circuit Start/End Date: Jan-23 / Dec-24 2023 Average Month: 55 Jan-Dec 2023: 660 Filings Trending: ▲</p> <p>Circuit/Court ID: 9 209119 Type of Case: Filings 2024 Average Month:66 Jan-Dec 2024 : 794 Overall AVG. Month: 61</p>	<p>Jan 23 - Dec 24</p>	<p>794 (2024) vs 660 (2023)</p>

Filings by Division																
Divisions		Jan	Feb	Mar	Apr	May	Jun	Jul	Aug	Sep	Oct	Nov	Dec	Thru Dec	% Change	Total
Total	2024	83	47	66	49	77	54	74	71	72	49	100	52	794	20%	794
	2023	72	53	85	49	42	41	41	42	51	58	89	37	660	▲	660
Civil	2024	13	13	9	15	2	14	6	22	12	10	2	9	127	27%	127
	2023	7	5	12	7	10	6	3	7	10	10	11	12	100	▲	100
Criminal	2024	24	13	15	2	46	22	42	28	34	9	68	9	312	50%	312
	2023	32	10	33	5	9	4	10	6	14	20	55	10	208	▲	208
Concealed Handgun Permits	2024	39	16	29	21	18	8	16	12	16	22	23	27	247	-8%	247
	2023	30	34	33	24	20	25	19	20	21	16	15	12	269	▼	269
Miscellaneous/Other	2024	6	5	12	10	10	8	10	7	8	8	7	7	98	23%	98
	2023	3	4	7	13	2	6	8	9	5	12	8	3	80	▲	80
Others	2024	1	-	1	1	1	2	-	2	2	-	-	-	10	233%	10
	2023	-	-	-	-	1	-	1	-	1	-	-	-	3	▲	3


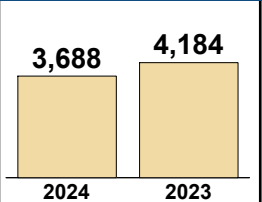
Filings by Case Category																
Case Categories		Jan	Feb	Mar	Apr	May	Jun	Jul	Aug	Sep	Oct	Nov	Dec	Thru Dec	% Change	Total
Administrative Law	2024	-	-	-	-	-	-	-	-	1	-	-	-	1	0%	1
	2023	-	-	-	-	-	1	-	-	-	-	-	-	1	↔	1
Contested Divorce	2024	-	1	1	3	1	2	-	-	-	2	-	2	12	-20%	12
	2023	1	1	2	-	2	-	1	2	2	2	2	-	15	▼	15
Domestic and Family - Level 1	2024	-	-	4	7	-	8	-	4	4	2	-	-	29	107%	29
	2023	-	-	4	1	1	-	-	3	-	1	2	2	14	▲	14
Domestic and Family - Level 2	2024	1	-	-	-	-	-	-	1	-	-	1	-	3	-40%	3
	2023	1	-	-	1	-	-	-	-	1	1	1	-	5	▼	5
Felonies and Related Matters	2024	11	8	10	-	27	10	24	20	30	2	35	-	177	31%	177
	2023	17	8	29	-	8	-	5	4	6	8	42	8	135	▲	135
General Civil - Level 1	2024	-	-	-	-	-	-	-	-	-	-	-	-	0	-100%	0
	2023	-	-	-	-	-	1	-	-	-	-	-	-	1	▼	1
General Civil - Level 2	2024	9	1	4	-	1	2	1	4	1	5	1	-	29	164%	29
	2023	-	-	-	1	2	2	1	1	-	2	1	1	11	▲	11
General Civil - Level 3	2024	1	6	-	1	-	-	3	9	1	-	-	-	21	-9%	21
	2023	2	2	1	1	1	1	-	-	3	7	1	4	23	▼	23
Miscellaneous Civil	2024	44	17	36	29	21	11	21	13	21	26	27	33	299	-8%	299
	2023	31	36	39	36	22	29	25	26	22	22	22	14	324	▼	324
Misdemeanor	2024	13	4	4	1	17	11	17	8	4	7	33	9	128	106%	128
	2023	15	1	4	4	1	4	1	2	5	12	11	2	62	▲	62
Other	2024	2	2	5	3	8	6	4	7	5	3	3	3	51	113%	51
	2023	3	3	2	-	1	2	3	3	5	1	-	1	24	▲	24
Other Criminally Related Matters	2024	-	1	1	1	2	1	1	-	-	-	-	-	7	-42%	7
	2023	-	1	-	2	-	-	4	-	3	-	2	-	12	▼	12
Probates/Wills & Trusts - Level 1	2024	1	-	-	-	-	-	-	-	-	-	-	-	1	-50%	1
	2023	-	-	-	-	-	1	-	-	1	-	-	-	2	▼	2
Probates/Wills & Trusts - Level 2	2024	-	2	-	3	-	-	-	2	1	1	-	1	10	43%	10
	2023	-	-	-	1	1	-	-	1	-	2	1	1	7	▲	7
Protective Orders	2024	-	-	-	-	-	-	1	-	-	-	-	-	1	-67%	1
	2023	-	-	-	-	-	-	-	-	-	-	1	2	3	▼	3
Uncontested Divorce	2024	1	5	1	1	-	3	2	3	4	1	-	4	25	25%	25
	2023	2	1	4	2	3	-	1	-	3	-	3	1	20	▲	20

Dashboard	Monthly Filings Summary	Jan --- Dec Filings
<p>Court: New Kent Circuit Start/End Date: Jan-23 / Dec-24 2023 Average Month: 172 Jan-Dec 2023: 2,060 Filings Trending: ▲</p> <p>Circuit/Court ID: 9 209127 Type of Case: Filings 2024 Average Month: 229 Jan-Dec 2024 : 2,743 Overall AVG. Month: 200</p>		<div style="display: flex; justify-content: space-around;"> <div style="text-align: center;"> <p>2,743</p> <div style="width: 40px; height: 40px; background-color: #f0e68c; margin: 0 auto;"></div> <p>2024</p> </div> <div style="text-align: center;"> <p>2,060</p> <div style="width: 40px; height: 40px; background-color: #f0e68c; margin: 0 auto;"></div> <p>2023</p> </div> </div>

Filings by Division																
Divisions		Jan	Feb	Mar	Apr	May	Jun	Jul	Aug	Sep	Oct	Nov	Dec	Thru Dec	% Change	Total
Total	2024	214	214	217	171	204	144	217	288	150	567	174	183	2,743	33%	2,743
	2023	192	167	180	135	158	136	134	169	239	143	175	232	2,060	▲	2,060
Civil	2024	24	24	22	23	19	13	16	20	27	399	16	28	631	263%	631
	2023	14	13	20	16	16	11	11	15	25	9	16	8	174	▲	174
Criminal	2024	66	65	72	31	85	33	82	55	37	39	53	57	675	10%	675
	2023	57	35	45	29	47	47	37	66	119	31	55	45	613	▲	613
Concealed Handgun Permits	2024	72	77	68	61	49	45	58	52	46	63	42	52	685	-1%	685
	2023	87	79	65	44	43	48	42	51	54	62	72	48	695	▼	695
Miscellaneous/ Other	2024	52	48	55	55	51	52	61	161	39	66	63	46	749	30%	749
	2023	34	40	50	46	51	30	44	37	41	41	32	130	576	▲	576
Others	2024	-	-	-	1	-	1	-	-	1	-	-	-	3	50%	3
	2023	-	-	-	-	1	-	-	-	-	-	-	1	2	▲	2

Filings by Case Category																
Case Categories		Jan	Feb	Mar	Apr	May	Jun	Jul	Aug	Sep	Oct	Nov	Dec	Thru Dec	% Change	Total
Administrative Law	2024	-	-	1	-	1	-	-	-	-	-	-	-	2	100%	2
	2023	-	-	-	-	-	-	1	-	-	-	-	-	1	▲	1
Contested Divorce	2024	4	3	1	2	1	1	2	2	-	1	1	2	20	18%	20
	2023	3	-	5	1	-	1	-	-	2	-	3	2	17	▲	17
Domestic and Family - Level 1	2024	-	2	3	2	1	-	3	3	5	1	2	-	22	16%	22
	2023	-	1	4	1	2	2	-	1	3	3	2	-	19	▲	19
Domestic and Family - Level 2	2024	-	3	2	-	-	-	3	2	-	384	-	1	395	1,875%	395
	2023	-	4	1	-	2	-	1	8	-	-	4	-	20	▲	20
Felonies and Related Matters	2024	39	44	42	17	73	25	67	36	19	23	38	34	457	10%	457
	2023	42	25	29	20	29	33	23	55	95	17	20	27	415	▲	415
General Civil - Level 1	2024	-	-	-	-	-	-	2	1	-	-	-	-	3	-40%	3
	2023	-	1	-	-	-	1	3	-	-	-	-	-	5	▼	5
General Civil - Level 2	2024	2	-	4	7	7	2	4	4	9	6	2	3	50	43%	50
	2023	4	2	1	8	2	3	4	4	2	4	1	-	35	▲	35
General Civil - Level 3	2024	11	9	7	1	3	5	1	3	11	4	3	18	76	171%	76
	2023	3	3	2	2	3	1	1	4	2	1	2	4	28	▲	28
Miscellaneous Civil	2024	85	85	80	68	60	54	76	69	52	79	48	58	814	0%	814
	2023	99	90	76	56	60	52	53	61	63	70	81	55	816	▼	816
Misdemeanor	2024	16	17	19	10	10	5	14	16	16	10	14	20	167	3%	167
	2023	14	10	15	7	10	12	13	9	23	8	23	18	162	▲	162
Other	2024	38	40	41	46	41	43	43	141	32	51	57	41	614	34%	614
	2023	22	28	41	35	34	26	33	27	32	32	23	124	457	▲	457
Other Criminally Related Matters	2024	11	4	11	4	2	3	1	3	2	6	1	3	51	34%	51
	2023	1	-	1	2	8	2	1	2	3	6	12	-	38	▲	38
Probates/Wills & Trusts - Level 1	2024	1	-	-	1	-	-	-	-	-	-	-	-	2	2	2
	2023	-	-	-	-	-	-	-	-	-	-	-	-	0	↔	0
Probates/Wills & Trusts - Level 2	2024	1	1	1	-	-	1	-	1	1	1	-	-	7	75%	7
	2023	-	-	-	-	1	-	1	1	-	-	-	1	4	▲	4
Protective Orders	2024	-	1	-	4	3	-	-	-	-	-	-	-	8	300%	8
	2023	-	-	-	-	-	-	-	-	2	-	-	-	2	▲	2
Uncontested Divorce	2024	6	5	5	9	2	5	1	7	3	1	8	3	55	34%	55
	2023	4	3	5	3	7	3	1	4	4	2	4	1	41	▲	41

This report reflects the case management system. Numbers will update as reports are refreshed and posted. The case types reported may not necessitate judicial involvement.

Dashboard		Monthly Filings Summary		Jan --- Dec Filings	
<p>Court: York Circuit Start/End Date: Jan-23 / Dec-24 2023 Average Month: 349 Jan-Dec 2023: 4,184 Filings Trending: ▼</p>	<p>Circuit/Court ID: 9 209199 Type of Case: Filings 2024 Average Month: 307 Jan-Dec 2024 : 3,688 Overall AVG. Month: 328</p>				

Filings by Division																
Divisions		Jan	Feb	Mar	Apr	May	Jun	Jul	Aug	Sep	Oct	Nov	Dec	Thru Dec	% Change	Total
Total	2024	338	293	295	290	317	250	291	275	352	359	333	295	3,688	-12%	3,688
	2023	415	396	451	346	409	320	325	316	337	318	301	250	4,184	▼	4,184
Civil	2024	53	38	59	53	70	50	59	38	61	44	44	58	627	17%	627
	2023	24	45	47	45	62	51	33	46	45	53	49	37	537	▲	537
Criminal	2024	76	80	62	88	102	82	72	74	95	135	148	78	1,092	-16%	1,092
	2023	105	108	154	91	169	75	116	109	134	101	86	48	1,296	▼	1,296
Concealed Handgun Permits	2024	160	138	135	108	101	81	105	119	132	130	105	120	1,434	-16%	1,434
	2023	215	186	182	152	134	134	127	104	110	132	130	105	1,711	▼	1,711
Miscellaneous/ Other	2024	48	37	39	41	42	37	55	43	64	50	35	37	528	-17%	528
	2023	71	57	65	57	44	60	49	56	48	32	36	60	635	▼	635
Others	2024	1	-	-	-	2	-	-	1	-	-	1	2	7	40%	7
	2023	-	-	3	1	-	-	-	1	-	-	-	-	5	▲	5

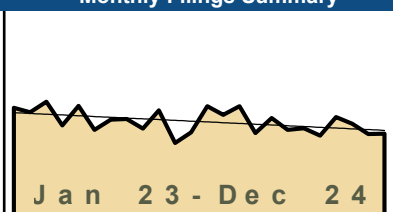
Filings by Case Category																
Case Categories		Jan	Feb	Mar	Apr	May	Jun	Jul	Aug	Sep	Oct	Nov	Dec	Thru Dec	% Change	Total
Administrative Law	2024	2	-	-	-	-	-	2	-	1	-	-	-	5	67%	5
	2023	-	-	-	2	1	-	-	-	-	-	-	-	3	▲	3
Aggravated Murder	2024	-	-	-	-	-	-	-	-	-	-	3	-	3	3	3
	2023	-	-	-	-	-	-	-	-	-	-	-	-	0	↔	0
Contested Divorce	2024	4	6	9	5	6	7	9	4	9	2	8	4	73	24%	73
	2023	2	3	5	-	11	5	5	4	14	6	3	1	59	▲	59
Domestic and Family - Level 1	2024	1	-	16	4	4	6	3	2	6	3	4	6	55	6%	55
	2023	2	4	4	2	1	6	2	7	3	12	4	5	52	▲	52
Domestic and Family - Level 2	2024	15	8	4	10	10	4	12	9	7	3	4	12	98	21%	98
	2023	11	4	15	5	10	5	-	8	1	6	8	8	81	▲	81
Felonies and Related Matters	2024	51	40	34	47	66	46	45	44	57	74	113	39	656	-5%	656
	2023	63	66	89	52	93	33	39	52	78	40	58	24	687	▼	687
General Civil - Level 1	2024	-	1	-	-	2	-	-	-	-	-	-	-	3	-40%	3
	2023	1	1	-	1	-	-	-	-	-	-	-	2	5	▼	5
General Civil - Level 2	2024	9	10	14	14	25	11	12	8	11	13	7	16	150	43%	150
	2023	3	9	6	12	9	7	4	7	13	11	16	8	105	▲	105
General Civil - Level 3	2024	14	1	8	7	7	5	6	1	11	-	4	8	72	9%	72
	2023	8	7	5	6	9	1	5	5	2	4	6	8	66	▲	66
Miscellaneous Civil	2024	200	173	165	142	131	112	153	156	186	177	136	152	1,883	-16%	1,883
	2023	270	236	241	194	171	191	172	149	155	158	160	154	2,251	▼	2,251
Misdemeanor	2024	20	21	14	26	26	21	17	24	34	48	29	27	307	-34%	307
	2023	34	33	54	30	67	29	58	36	42	46	23	14	466	▼	466
Other	2024	5	4	1	5	7	3	5	6	4	10	4	3	57	-3%	57
	2023	5	3	6	5	5	8	4	10	1	7	1	4	59	▼	59
Other Criminally Related Matters	2024	5	19	14	15	10	15	10	6	4	13	3	12	126	-12%	126
	2023	8	9	11	9	9	13	19	21	14	15	5	10	143	▼	143
Probates/Wills & Trusts - Level 1	2024	1	1	-	-	1	-	-	-	-	1	1	-	5	150%	5
	2023	-	1	-	1	-	-	-	-	-	-	-	-	2	▲	2
Probates/Wills & Trusts - Level 2	2024	3	2	1	1	3	5	4	2	5	3	5	4	38	12%	38
	2023	2	3	2	2	9	3	4	1	1	1	2	4	34	▲	34
Protective Orders	2024	-	-	-	-	-	-	-	-	-	-	-	-	0	-100%	0
	2023	-	-	-	-	-	1	-	-	-	-	1	-	2	▼	2
Uncontested Divorce	2024	8	7	15	14	19	15	13	13	17	12	12	12	157	-7%	157
	2023	6	17	13	25	14	18	13	16	13	12	12	10	169	▼	169

This report reflects the case management system. Numbers will update as reports are refreshed and posted. The case types reported may not necessitate judicial involvement.

CPSS-CCMS-10.01 CASELOAD STATISTICS OF THE CIRCUIT COURTS

January 2023 -- December 2024 Filings

Alexandria and Fairfax Circuit are not Included in State Totals.

Dashboard	Monthly Filings Summary	Jan --- Dec Filings				
<p>Court: Williamsburg Circuit Start/End Date: Jan-23 / Dec-24 2023 Average Month: 365 Jan-Dec 2023: 4,385 Filings Trending: ▼</p>	<p>Circuit/Court ID: 9 209830 Type of Case: Filings 2024 Average Month: 351 Jan-Dec 2024 : 4,212 Overall AVG. Month: 358</p>  <p style="text-align: center;">Jan 23 - Dec 24</p>	<table border="1" style="width:100%; text-align: center;"> <tr> <td style="width:50%;">4,212</td> <td style="width:50%;">4,385</td> </tr> <tr> <td style="width:50%;">2024</td> <td style="width:50%;">2023</td> </tr> </table>	4,212	4,385	2024	2023
4,212	4,385					
2024	2023					

Filings by Division																
Divisions		Jan	Feb	Mar	Apr	May	Jun	Jul	Aug	Sep	Oct	Nov	Dec	Thru Dec	% Change	Total
Total	2024	416	384	417	314	372	326	333	304	375	349	310	312	4,212	-4%	4,212
	2023	410	394	434	344	418	326	366	368	331	401	276	317	4,385	▼	4,385
Civil	2024	49	45	64	53	50	50	45	57	46	39	53	51	602	-2%	602
	2023	57	47	58	44	56	66	46	57	50	57	41	36	615	▼	615
Criminal	2024	130	89	116	69	103	118	116	73	104	80	79	74	1,151	-9%	1,151
	2023	80	84	125	89	151	70	140	104	118	145	91	71	1,268	▼	1,268
Concealed Handgun Permits	2024	152	141	133	92	107	97	81	105	128	134	108	113	1,391	-7%	1,391
	2023	181	159	163	124	119	105	106	102	100	117	97	120	1,493	▼	1,493
Miscellaneous/ Other	2024	85	109	104	100	112	61	87	68	97	95	70	73	1,061	6%	1,061
	2023	92	104	87	86	91	84	74	105	63	82	47	90	1,005	▲	1,005
Others	2024	-	-	-	-	-	-	4	1	-	1	-	1	7	75%	7
	2023	-	-	1	1	1	1	-	-	-	-	-	-	4	▲	4

Filings by Case Category																
Case Categories		Jan	Feb	Mar	Apr	May	Jun	Jul	Aug	Sep	Oct	Nov	Dec	Thru Dec	% Change	Total
Administrative Law	2024	-	-	1	-	-	1	1	1	-	1	-	-	5	25%	5
	2023	-	2	-	-	-	-	-	-	-	1	1	-	4	▲	4
Contested Divorce	2024	7	8	3	6	7	3	3	5	8	8	5	8	71	13%	71
	2023	8	10	2	5	7	5	6	3	6	4	4	3	63	▲	63
Domestic and Family - Level 1	2024	-	1	5	9	11	5	3	4	3	2	5	2	50	-14%	50
	2023	6	4	5	6	11	5	5	5	4	4	1	2	58	▼	58
Domestic and Family - Level 2	2024	3	1	2	2	-	2	2	2	4	1	1	2	22	-29%	22
	2023	6	1	6	3	1	3	1	3	1	1	1	4	31	▼	31
Felonies and Related Matters	2024	81	52	83	34	65	68	56	46	62	50	46	39	682	-3%	682
	2023	41	47	76	54	85	35	70	48	88	82	35	40	701	▼	701
General Civil - Level 1	2024	-	3	-	1	1	-	-	-	-	3	-	-	8	33%	8
	2023	-	-	1	-	1	-	-	2	1	1	-	-	6	▲	6
General Civil - Level 2	2024	12	12	18	12	11	16	9	20	13	13	13	14	163	34%	163
	2023	6	6	11	8	10	12	8	13	13	15	11	9	122	▲	122
General Civil - Level 3	2024	11	6	7	4	9	7	10	6	6	6	6	17	95	-35%	95
	2023	14	10	17	7	11	23	9	9	8	17	13	8	146	▼	146
Miscellaneous Civil	2024	185	181	177	124	141	130	126	140	181	188	136	148	1,857	-2%	1,857
	2023	214	197	205	159	151	139	134	140	127	156	122	158	1,902	▼	1,902
Misdemeanor	2024	24	25	31	27	30	29	47	23	34	22	23	25	340	-19%	340
	2023	31	23	32	31	54	22	57	46	15	50	40	20	421	▼	421
Other	2024	47	67	57	69	75	22	42	31	40	40	42	36	568	1%	568
	2023	55	63	39	49	55	49	45	67	35	39	15	51	562	▲	562
Other Criminally Related Matters	2024	25	13	9	9	8	22	13	4	8	8	10	10	139	-9%	139
	2023	9	14	18	4	12	13	17	10	16	13	16	11	153	▼	153
Probates/Wills & Trusts - Level 1	2024	-	-	2	-	2	-	1	-	-	-	-	1	6	0%	6
	2023	-	2	1	-	-	1	-	1	-	1	-	-	6	↔	6
Probates/Wills & Trusts - Level 2	2024	3	2	4	4	2	2	4	2	4	-	5	-	32	-20%	32
	2023	3	1	1	4	1	4	5	6	4	5	2	4	40	▼	40
Uncontested Divorce	2024	18	13	18	13	10	19	16	20	12	7	18	10	174	2%	174
	2023	17	14	20	14	19	15	9	15	13	12	15	7	170	▲	170

This report reflects the case management system. Numbers will update as reports are refreshed and posted. The case types reported may not necessitate judicial involvement.

Dashboard		Monthly Filings Summary		Jan --- Dec Filings					
<p>Court: Appomattox Circuit Start/End Date: Jan-23 / Dec-24 2023 Average Month: 95 Jan-Dec 2023: 1,137 Filings Trending: ▲</p>	<p>Circuit/Court ID: 10 210011 Type of Case: Filings 2024 Average Month: 101 Jan-Dec 2024 : 1,207 Overall AVG. Month: 98</p>	<p style="text-align: center; font-weight: bold; color: white;">Jan 23 - Dec 24</p>		<table border="1" style="margin: auto;"> <tr> <td style="text-align: center; font-size: 1.2em;">1,207</td> <td style="text-align: center; font-size: 1.2em;">1,137</td> </tr> <tr> <td style="text-align: center; font-size: 0.8em;">2024</td> <td style="text-align: center; font-size: 0.8em;">2023</td> </tr> </table>		1,207	1,137	2024	2023
1,207	1,137								
2024	2023								

Filings by Division																
Divisions		Jan	Feb	Mar	Apr	May	Jun	Jul	Aug	Sep	Oct	Nov	Dec	Thru Dec	% Change	Total
Total	2024	116	110	108	101	143	138	61	79	108	77	94	72	1,207	6%	1,207
	2023	120	99	140	113	78	57	65	115	96	107	82	65	1,137	▲	1,137
Civil	2024	9	9	15	11	22	12	6	11	4	17	12	12	140	18%	140
	2023	8	8	7	16	8	9	3	16	12	14	7	11	119	▲	119
Criminal	2024	49	35	33	47	85	79	16	25	68	8	29	22	496	27%	496
	2023	36	29	43	52	23	12	19	56	31	39	33	17	390	▲	390
Concealed Handgun Permits	2024	52	57	53	33	28	42	32	39	32	48	47	32	495	-9%	495
	2023	70	50	83	40	42	27	34	36	45	47	35	32	541	▼	541
Miscellaneous/ Other	2024	6	9	7	10	8	5	7	4	4	4	6	6	76	-12%	76
	2023	6	12	7	5	5	9	8	7	8	7	7	5	86	▼	86
Others	2024	-	-	-	-	-	-	-	-	-	-	-	-	0	-100%	0
	2023	-	-	-	-	-	-	1	-	-	-	-	-	1	▼	1

Filings by Case Category																
Case Categories		Jan	Feb	Mar	Apr	May	Jun	Jul	Aug	Sep	Oct	Nov	Dec	Thru Dec	% Change	Total
Administrative Law	2024	-	-	-	-	-	-	-	1	-	-	-	-	1	1	1
	2023	-	-	-	-	-	-	-	-	-	-	-	-	-	0	↔
Contested Divorce	2024	1	-	3	2	3	3	-	-	-	-	-	-	12	-14%	12
	2023	-	-	1	2	1	1	1	3	-	2	2	1	14	▼	14
Domestic and Family - Level 1	2024	-	2	-	2	4	4	-	1	1	8	1	1	24	9%	24
	2023	-	3	1	4	-	-	-	3	2	6	-	3	22	▲	22
Domestic and Family - Level 2	2024	-	1	1	-	2	3	-	1	1	-	3	2	14	0%	14
	2023	-	4	-	1	2	2	1	3	1	-	-	-	14	↔	14
Felonies and Related Matters	2024	33	30	24	28	75	68	9	19	66	6	24	21	403	37%	403
	2023	30	20	25	48	18	9	16	47	19	20	30	13	295	▲	295
General Civil - Level 1	2024	-	1	-	-	-	-	-	2	-	-	-	-	3	3	3
	2023	-	-	-	-	-	-	-	-	-	-	-	-	-	0	↔
General Civil - Level 2	2024	-	1	3	2	5	-	1	-	1	2	2	1	18	-5%	18
	2023	2	1	2	3	1	-	-	3	2	3	2	-	19	▼	19
General Civil - Level 3	2024	6	4	5	-	3	1	2	-	-	2	3	3	29	21%	29
	2023	3	1	1	-	1	4	-	1	4	4	1	4	24	▲	24
Miscellaneous Civil	2024	58	63	60	43	34	46	38	43	36	52	53	38	564	-9%	564
	2023	76	61	90	45	47	36	41	41	53	53	42	37	622	▼	622
Misdemeanor	2024	15	4	9	15	8	7	7	6	2	1	5	1	80	7%	80
	2023	6	8	11	4	5	3	3	9	8	11	3	4	75	▲	75
Other	2024	-	-	-	1	2	-	-	1	-	-	-	1	5	67%	5
	2023	1	-	-	-	-	-	-	1	1	-	-	-	3	▲	3
Other Criminally Related Matters	2024	1	1	-	4	2	4	-	1	-	1	-	-	14	-30%	14
	2023	-	1	7	-	-	-	-	-	-	4	8	-	20	▼	20
Probates/Wills & Trusts - Level 1	2024	-	-	-	1	-	-	-	-	-	-	-	1	2	2	2
	2023	-	-	-	-	-	-	-	-	-	-	-	-	-	0	↔
Probates/Wills & Trusts - Level 2	2024	-	-	-	1	1	-	2	-	-	1	-	-	5	25%	5
	2023	-	-	1	1	-	-	-	-	2	-	-	-	4	▲	4
Uncontested Divorce	2024	2	3	3	2	4	2	2	4	1	4	2	4	33	32%	33
	2023	2	-	1	5	3	2	2	2	2	3	-	2	3	25	▲

This report reflects the case management system. Numbers will update as reports are refreshed and posted. The case types reported may not necessitate judicial involvement.

CPSS-CCMS-10.01 CASELOAD STATISTICS OF THE CIRCUIT COURTS

Buckingham

January 2023 -- December 2024 Filings

Alexandria and Fairfax Circuit are not Included in State Totals.

Dashboard		Monthly Filings Summary		Jan --- Dec Filings	
Court: Buckingham Circuit	Circuit/Court ID: 10 210029			1,191	1,166
Start/End Date: Jan-23 / Dec-24	Type of Case: Filings				
2023 Average Month: 97	2024 Average Month: 99				
Jan-Dec 2023: 1,166	Jan-Dec 2024 : 1,191				
Filings Trending: ↔	Overall AVG. Month: 98				

Filings by Division																
Divisions		Jan	Feb	Mar	Apr	May	Jun	Jul	Aug	Sep	Oct	Nov	Dec	Thru Dec	% Change	Total
Total	2024	93	94	95	116	67	112	99	110	86	134	81	104	1,191	2%	1,191
	2023	202	58	121	124	85	105	74	113	105	102	41	36	1,166	▲	1,166
Civil	2024	10	8	12	8	4	6	12	11	9	14	4	3	101	12%	101
	2023	8	9	7	9	8	9	13	4	8	7	7	1	90	▲	90
Criminal	2024	24	27	27	51	28	59	32	22	34	68	30	26	428	-26%	428
	2023	140	11	50	60	35	68	22	57	48	60	9	18	578	▼	578
Concealed Handgun Permits	2024	38	38	37	34	21	23	27	20	29	27	24	36	354	1%	354
	2023	43	28	48	36	27	21	24	38	35	23	18	10	351	▲	351
Miscellaneous/ Other	2024	21	21	19	23	14	24	28	55	14	25	22	37	303	106%	303
	2023	11	10	16	19	15	7	15	14	14	12	7	7	147	▲	147
Others	2024	-	-	-	-	-	-	-	2	-	-	1	2	5	5	5
	2023	-	-	-	-	-	-	-	-	-	-	-	-	0	↔	0

Filings by Case Category																
Case Categories		Jan	Feb	Mar	Apr	May	Jun	Jul	Aug	Sep	Oct	Nov	Dec	Thru Dec	% Change	Total
Administrative Law	2024	1	-	-	-	-	-	-	-	-	-	-	-	1	-75%	1
	2023	1	-	-	-	1	-	-	-	-	1	1	-	4	▼	4
Contested Divorce	2024	-	1	1	1	1	1	2	2	-	4	-	3	16	14%	16
	2023	-	-	1	3	1	1	4	2	1	-	-	1	14	▲	14
Domestic and Family - Level 1	2024	3	1	4	1	1	1	2	1	-	4	-	-	18	500%	18
	2023	2	-	-	-	-	1	-	-	-	-	-	-	3	▲	3
Domestic and Family - Level 2	2024	-	-	1	-	-	1	1	1	-	-	2	-	6	-40%	6
	2023	-	1	-	-	2	3	1	-	1	-	2	-	10	▼	10
Felonies and Related Matters	2024	20	19	20	38	17	51	25	18	24	44	25	13	314	-32%	314
	2023	132	5	40	47	26	66	14	40	34	37	8	14	463	▼	463
General Civil - Level 1	2024	-	-	-	-	-	-	-	-	1	1	1	1	4	0%	4
	2023	1	-	2	-	1	-	-	-	-	-	-	-	4	↔	4
General Civil - Level 2	2024	1	1	1	-	-	1	-	3	6	1	-	1	15	-35%	15
	2023	2	3	2	1	2	2	1	3	2	2	3	-	23	▼	23
General Civil - Level 3	2024	1	4	3	1	-	3	2	1	1	3	-	-	19	58%	19
	2023	1	2	2	-	-	2	2	-	-	2	1	-	12	▲	12
Miscellaneous Civil	2024	44	45	41	40	26	30	34	29	34	36	29	48	436	0%	436
	2023	50	33	61	47	30	25	30	47	46	32	25	12	438	▼	438
Misdemeanor	2024	4	5	6	10	10	8	6	3	8	23	3	10	96	-1%	96
	2023	8	5	9	11	9	1	6	13	7	23	1	4	97	▼	97
Other	2024	15	12	15	17	9	13	21	47	7	12	18	24	210	289%	210
	2023	3	5	2	8	11	2	10	4	2	2	-	5	54	▲	54
Other Criminally Related Matters	2024	-	3	1	3	1	-	1	2	2	1	2	3	19	6%	19
	2023	-	1	1	2	-	1	2	4	7	-	-	-	18	▲	18
Probates/Wills & Trusts - Level 1	2024	-	-	-	1	-	-	-	-	-	-	-	-	1	0%	1
	2023	-	-	-	-	-	-	-	-	1	-	-	-	1	↔	1
Probates/Wills & Trusts - Level 2	2024	1	-	1	1	-	-	1	-	-	2	-	-	6	50%	6
	2023	-	-	-	1	-	1	1	-	1	-	-	-	4	▲	4
Uncontested Divorce	2024	3	3	1	3	2	3	4	3	3	3	1	1	30	43%	30
	2023	2	3	1	4	2	-	3	-	3	3	-	-	21	▲	21

This report reflects the case management system. Numbers will update as reports are refreshed and posted. The case types reported may not necessitate judicial involvement.

Dashboard		Monthly Filings Summary		Jan --- Dec Filings			
Court: Charlotte Circuit Start/End Date: Jan-23 / Dec-24 2023 Average Month: 77 Jan-Dec 2023: 920 Filings Trending: ↔		Circuit/Court ID: 10 210037 Type of Case: Filings 2024 Average Month: 76 Jan-Dec 2024 : 917 Overall AVG. Month: 77					

Filings by Division																
Divisions		Jan	Feb	Mar	Apr	May	Jun	Jul	Aug	Sep	Oct	Nov	Dec	Thru Dec	% Change	Total
Total	2024	73	67	63	160	41	69	43	65	94	119	59	64	917	0%	917
	2023	51	64	84	50	64	96	52	84	85	91	76	123	920	▼	920
Civil	2024	10	10	7	8	4	7	6	4	10	9	9	5	89	-12%	89
	2023	7	8	11	5	10	3	8	8	14	5	13	9	101	▼	101
Criminal	2024	19	12	12	118	8	27	9	38	46	63	9	14	375	7%	375
	2023	6	27	21	27	16	73	7	39	31	50	32	23	352	▲	352
Concealed Handgun Permits	2024	17	27	24	17	16	11	13	10	19	26	17	18	215	-9%	215
	2023	21	18	39	8	19	12	20	21	23	18	23	15	237	▼	237
Miscellaneous/ Other	2024	26	18	20	17	13	24	15	13	19	21	24	27	237	3%	237
	2023	17	11	13	10	19	8	17	16	17	18	8	76	230	▲	230
Others	2024	1	-	-	-	-	-	-	-	-	-	-	-	1	1	1
	2023	-	-	-	-	-	-	-	-	-	-	-	-	0	↔	0

Filings by Case Category																
Case Categories		Jan	Feb	Mar	Apr	May	Jun	Jul	Aug	Sep	Oct	Nov	Dec	Thru Dec	% Change	Total
Administrative Law	2024	-	-	-	-	-	-	-	-	1	-	-	-	1	1	1
	2023	-	-	-	-	-	-	-	-	-	-	-	-	0	↔	0
Contested Divorce	2024	1	1	-	1	1	1	-	-	1	1	2	1	10	11%	10
	2023	-	-	1	-	1	-	2	-	1	-	1	3	9	▲	9
Domestic and Family - Level 1	2024	1	-	-	1	-	2	2	1	3	1	2	-	13	-43%	13
	2023	1	4	4	2	6	-	-	-	3	1	1	1	23	▼	23
Domestic and Family - Level 2	2024	2	3	-	-	1	1	-	-	1	-	2	-	10	0%	10
	2023	1	-	-	1	-	2	1	1	1	1	2	-	10	↔	10
Felonies and Related Matters	2024	15	9	8	110	6	24	9	32	30	47	7	8	305	8%	305
	2023	4	25	15	21	10	70	3	34	20	46	16	18	282	▲	282
General Civil - Level 1	2024	-	-	-	-	-	-	-	-	-	-	-	-	0	-100%	0
	2023	-	-	-	-	-	-	1	-	-	-	-	-	1	▼	1
General Civil - Level 2	2024	-	-	1	1	1	2	-	2	2	1	2	2	14	17%	14
	2023	-	-	1	-	1	-	2	1	3	1	2	1	12	▲	12
General Civil - Level 3	2024	3	2	4	1	1	-	-	-	1	3	1	3	19	-17%	19
	2023	3	1	1	-	1	1	1	3	4	3	4	1	23	▼	23
Miscellaneous Civil	2024	20	33	31	22	19	21	17	15	20	33	26	23	280	-9%	280
	2023	29	23	44	12	25	15	27	26	31	28	28	21	309	▼	309
Misdemeanor	2024	3	3	4	9	2	2	1	2	16	16	1	5	64	10%	64
	2023	2	1	2	6	7	2	3	5	10	4	10	6	58	▲	58
Other	2024	23	11	13	12	9	14	11	8	18	14	15	20	168	6%	168
	2023	9	7	8	6	12	5	10	12	9	7	3	70	158	▲	158
Other Criminally Related Matters	2024	1	-	-	-	-	1	-	4	-	-	1	1	8	-47%	8
	2023	-	1	5	-	-	1	1	-	1	-	6	-	15	▼	15
Probates/Wills & Trusts - Level 1	2024	1	-	-	-	-	-	-	-	-	-	1	-	2	2	2
	2023	-	-	-	-	-	-	-	-	-	-	-	-	0	↔	0
Probates/Wills & Trusts - Level 2	2024	1	1	-	1	-	1	-	-	-	-	-	-	4	33%	4
	2023	-	-	-	-	1	-	-	1	1	-	-	-	3	▲	3
Uncontested Divorce	2024	2	4	2	2	1	-	3	1	1	2	-	1	19	12%	19
	2023	2	2	3	2	-	-	1	1	1	-	3	2	17	▲	17

This report reflects the case management system. Numbers will update as reports are refreshed and posted. The case types reported may not necessitate judicial involvement.

Dashboard	Monthly Filings Summary	Jan --- Dec Filings				
<p>Court: Cumberland Circuit Start/End Date: Jan-23 / Dec-24 2023 Average Month: 51 Jan-Dec 2023: 609 Filings Trending: ▲</p> <p>Circuit/Court ID: 10 210049 Type of Case: Filings 2024 Average Month:55 Jan-Dec 2024 : 657 Overall AVG. Month: 53</p>	<p>Jan 23 - Dec 24</p>	<table border="1" style="margin: auto;"> <tr> <td style="text-align: center; width: 50px;">657</td> <td style="text-align: center; width: 50px;">609</td> </tr> <tr> <td style="text-align: center;">2024</td> <td style="text-align: center;">2023</td> </tr> </table>	657	609	2024	2023
657	609					
2024	2023					

Filings by Division																
Divisions		Jan	Feb	Mar	Apr	May	Jun	Jul	Aug	Sep	Oct	Nov	Dec	Thru Dec	% Change	Total
Total	2024	52	58	54	51	36	60	49	68	55	61	70	43	657	8%	657
	2023	64	63	48	48	34	61	35	54	48	40	52	62	609	▲	609
Civil	2024	5	4	2	3	4	1	6	7	7	9	5	5	58	-27%	58
	2023	6	7	7	3	4	6	6	12	7	6	6	9	79	▼	79
Criminal	2024	5	21	11	14	11	38	15	20	20	20	37	3	215	13%	215
	2023	21	24	6	21	6	31	11	11	14	11	19	15	190	▲	190
Concealed Handgun Permits	2024	28	18	25	22	16	15	16	25	21	18	23	20	247	0%	247
	2023	26	23	28	18	16	15	14	22	19	16	20	29	246	▲	246
Miscellaneous/Other	2024	14	15	16	12	5	6	11	15	7	14	5	15	135	44%	135
	2023	11	9	7	6	8	9	4	9	8	7	7	9	94	▲	94
Others	2024	-	-	-	-	-	-	1	1	-	-	-	-	2	2	2
	2023	-	-	-	-	-	-	-	-	-	-	-	-	0	↔	0

Filings by Case Category																
Case Categories		Jan	Feb	Mar	Apr	May	Jun	Jul	Aug	Sep	Oct	Nov	Dec	Thru Dec	% Change	Total
Contested Divorce	2024	-	1	-	1	1	-	2	-	1	3	-	-	9	29%	9
	2023	-	2	-	1	-	1	-	1	-	-	-	2	7	▲	7
Domestic and Family - Level 1	2024	-	-	-	-	2	-	1	-	2	-	1	-	6	-33%	6
	2023	1	-	-	-	-	-	-	1	3	-	4	-	9	▼	9
Domestic and Family - Level 2	2024	-	1	-	-	-	-	-	-	-	-	-	-	1	-50%	1
	2023	-	-	-	-	1	-	-	-	1	-	-	-	2	▼	2
Felonies and Related Matters	2024	3	20	8	8	8	30	9	10	9	11	24	-	140	26%	140
	2023	15	13	2	11	5	13	4	4	12	6	13	13	111	▲	111
General Civil - Level 1	2024	-	-	-	-	-	-	-	-	-	-	-	-	0	-100%	0
	2023	-	-	-	-	-	-	-	-	-	1	-	-	1	▼	1
General Civil - Level 2	2024	1	1	1	-	-	-	1	-	3	1	2	1	11	-15%	11
	2023	1	-	1	-	1	-	1	1	1	2	-	5	13	▼	13
General Civil - Level 3	2024	2	1	-	1	-	-	2	2	2	5	1	3	19	6%	19
	2023	3	2	-	-	1	4	2	4	1	-	-	1	18	▲	18
Miscellaneous Civil	2024	36	20	32	26	19	19	19	32	23	21	25	33	305	-1%	305
	2023	34	27	33	22	21	20	17	30	20	22	26	37	309	▼	309
Misdemeanor	2024	2	1	3	4	3	8	5	10	11	9	12	2	70	15%	70
	2023	6	6	3	5	-	18	3	5	2	5	6	2	61	▲	61
Other	2024	6	13	8	8	2	2	9	8	4	11	3	2	76	130%	76
	2023	3	5	3	2	2	4	2	2	7	1	1	1	33	▲	33
Other Criminally Related Matters	2024	-	-	-	2	-	-	1	-	-	-	1	1	5	-72%	5
	2023	-	5	1	5	1	-	4	2	-	-	-	-	18	▼	18
Probates/Wills & Trusts - Level 2	2024	1	-	1	1	-	-	-	1	-	-	-	-	4	33%	4
	2023	-	1	1	-	-	-	-	-	-	1	-	-	3	▲	3
Uncontested Divorce	2024	1	-	1	-	1	1	-	5	-	-	1	1	11	-54%	11
	2023	1	2	4	2	2	1	2	4	1	2	2	1	24	▼	24

This report reflects the case management system. Numbers will update as reports are refreshed and posted. The case types reported may not necessitate judicial involvement.

Dashboard	Monthly Filings Summary	Jan --- Dec Filings				
<p>Court: Halifax Circuit Start/End Date: Jan-23 / Dec-24 2023 Average Month: 224 Jan-Dec 2023: 2,685 Filings Trending: ▼</p> <p>Circuit/Court ID: 10 210083 Type of Case: Filings 2024 Average Month: 208 Jan-Dec 2024 : 2,495 Overall AVG. Month: 216</p>	<p>Jan 23 - Dec 24</p>	<table border="1" style="margin: auto;"> <tr> <td style="width:50%; text-align: center;">2,495</td> <td style="width:50%; text-align: center;">2,685</td> </tr> <tr> <td style="text-align: center;">2024</td> <td style="text-align: center;">2023</td> </tr> </table>	2,495	2,685	2024	2023
2,495	2,685					
2024	2023					

Filings by Division																
Divisions		Jan	Feb	Mar	Apr	May	Jun	Jul	Aug	Sep	Oct	Nov	Dec	Thru Dec	% Change	Total
Total	2024	250	236	239	198	197	173	207	200	180	244	195	176	2,495	-7%	2,495
	2023	249	222	247	289	201	223	181	226	157	339	171	180	2,685	▼	2,685
Civil	2024	15	18	25	23	32	19	26	19	15	32	21	26	271	-10%	271
	2023	24	19	31	34	12	37	18	36	22	26	18	23	300	▼	300
Criminal	2024	142	115	104	88	85	96	99	82	86	107	89	70	1,163	-8%	1,163
	2023	93	76	97	172	120	82	64	89	77	216	91	84	1,261	▼	1,261
Concealed Handgun Permits	2024	66	66	64	61	48	29	38	49	57	65	54	54	651	-15%	651
	2023	98	82	80	52	47	61	60	63	43	73	50	61	770	▼	770
Miscellaneous/ Other	2024	27	37	46	26	32	29	43	50	22	40	31	26	409	17%	409
	2023	34	45	39	31	22	43	39	37	14	23	12	12	351	▲	351
Others	2024	-	-	-	-	-	-	1	-	-	-	-	-	1	-67%	1
	2023	-	-	-	-	-	-	-	1	1	1	-	-	3	▼	3

Filings by Case Category																
Case Categories		Jan	Feb	Mar	Apr	May	Jun	Jul	Aug	Sep	Oct	Nov	Dec	Thru Dec	% Change	Total
Administrative Law	2024	-	-	-	-	1	-	-	-	-	3	-	-	4	33%	4
	2023	-	-	2	-	-	-	-	-	1	-	-	-	3	▲	3
Contested Divorce	2024	2	4	1	2	4	-	6	3	3	1	3	1	30	-12%	30
	2023	4	2	5	3	1	6	1	3	3	2	1	3	34	▼	34
Domestic and Family - Level 1	2024	1	3	4	1	10	1	5	1	1	10	3	3	43	126%	43
	2023	3	-	-	2	-	2	1	1	1	4	4	1	19	▲	19
Domestic and Family - Level 2	2024	1	-	2	-	1	1	-	1	-	1	2	-	9	-31%	9
	2023	1	3	-	-	-	3	1	2	-	1	2	-	13	▼	13
Felonies and Related Matters	2024	97	70	76	56	61	70	81	56	60	82	64	46	819	4%	819
	2023	42	47	70	143	77	46	38	58	43	104	57	60	785	▲	785
General Civil - Level 1	2024	-	2	-	1	-	1	-	-	-	-	-	1	5	150%	5
	2023	-	1	-	-	-	1	-	-	-	-	-	-	2	▲	2
General Civil - Level 2	2024	5	4	1	4	4	3	1	3	2	4	3	11	45	2%	45
	2023	5	1	4	7	3	5	4	4	4	2	2	3	44	▲	44
General Civil - Level 3	2024	1	2	11	10	4	7	4	5	1	5	4	4	58	-12%	58
	2023	5	3	7	19	4	3	5	6	2	6	2	4	66	▼	66
Miscellaneous Civil	2024	73	85	86	73	57	43	56	59	65	89	62	69	817	-12%	817
	2023	112	97	94	61	56	77	71	75	55	95	61	72	926	▼	926
Misdemeanor	2024	45	37	21	28	24	26	18	25	25	24	21	23	317	-19%	317
	2023	40	29	29	19	38	28	18	21	20	102	22	24	390	▼	390
Other	2024	15	17	21	13	21	16	24	38	12	15	19	8	219	10%	219
	2023	20	30	26	20	13	30	24	34	1	2	-	-	200	▲	200
Other Criminally Related Matters	2024	1	8	7	4	-	1	-	1	2	1	4	1	30	-67%	30
	2023	11	1	2	10	5	8	8	10	14	10	12	1	92	▼	92
Probates/Wills & Trusts - Level 1	2024	-	-	-	-	1	-	1	-	-	-	-	-	2	0%	2
	2023	-	-	-	-	-	1	-	1	-	-	-	-	2	↔	2
Probates/Wills & Trusts - Level 2	2024	-	1	2	-	4	1	-	-	-	1	1	2	12	-52%	12
	2023	-	-	1	-	1	5	2	3	7	1	2	3	25	▼	25
Protective Orders	2024	-	-	-	-	-	-	2	-	-	-	-	-	2	2	2
	2023	-	-	-	-	-	-	-	-	-	-	-	-	0	↔	0
Uncontested Divorce	2024	9	3	7	6	5	3	9	8	9	8	8	8	83	-1%	83
	2023	6	8	7	5	3	8	8	8	6	10	6	9	84	▼	84

This report reflects the case management system. Numbers will update as reports are refreshed and posted. The case types reported may not necessitate judicial involvement.

Dashboard		Monthly Filings Summary		Jan --- Dec Filings					
<p>Court: Lunenburg Circuit Start/End Date: Jan-23 / Dec-24 2023 Average Month: 51 Jan-Dec 2023: 606 Filings Trending: ↔</p>	<p>Circuit/Court ID: 10 210111 Type of Case: Filings 2024 Average Month:49 Jan-Dec 2024 : 592 Overall AVG. Month: 50</p>	<p style="text-align: center; font-weight: bold; color: white;">Jan 23 - Dec 24</p>		<table border="1" style="margin: auto; border-collapse: collapse;"> <tr> <td style="width: 50%; text-align: center; font-weight: bold; font-size: 1.2em;">592</td> <td style="width: 50%; text-align: center; font-weight: bold; font-size: 1.2em;">606</td> </tr> <tr> <td style="text-align: center;">2024</td> <td style="text-align: center;">2023</td> </tr> </table>		592	606	2024	2023
592	606								
2024	2023								

Filings by Division																
Divisions		Jan	Feb	Mar	Apr	May	Jun	Jul	Aug	Sep	Oct	Nov	Dec	Thru Dec	% Change	Total
Total	2024	39	45	59	40	64	38	49	41	47	89	35	46	592	-2%	592
	2023	52	58	56	56	53	40	39	59	26	72	56	39	606	▼	606
Civil	2024	3	8	10	5	9	1	1	2	5	15	5	7	71	122%	71
	2023	2	7	-	2	5	5	1	1	3	2	2	2	32	▲	32
Criminal	2024	16	9	16	9	28	14	23	14	5	40	15	13	202	0%	202
	2023	6	20	5	33	16	17	10	21	6	37	26	4	201	▲	201
Concealed Handgun Permits	2024	13	24	24	21	24	17	19	20	32	24	11	23	252	1%	252
	2023	28	23	35	13	24	13	17	25	11	26	18	16	249	▲	249
Miscellaneous/Other	2024	7	4	9	4	3	6	6	5	5	10	4	3	66	-47%	66
	2023	16	8	16	8	8	5	11	12	6	7	10	17	124	▼	124
Others	2024	-	-	-	1	-	-	-	-	-	-	-	-	1	1	1
	2023	-	-	-	-	-	-	-	-	-	-	-	-	0	↔	0

Filings by Case Category																
Case Categories		Jan	Feb	Mar	Apr	May	Jun	Jul	Aug	Sep	Oct	Nov	Dec	Thru Dec	% Change	Total
Contested Divorce	2024	1	1	1	-	2	-	1	-	-	1	1	-	8	60%	8
	2023	1	1	-	1	-	1	-	-	-	-	-	1	5	▲	5
Domestic and Family - Level 1	2024	-	1	2	-	-	-	-	-	-	2	1	-	6	200%	6
	2023	-	2	-	-	-	-	-	-	-	-	-	-	2	▲	2
Domestic and Family - Level 2	2024	-	-	-	1	-	1	-	-	1	-	-	-	3	3	3
	2023	-	-	-	-	-	-	-	-	-	-	-	-	0	↔	0
Felonies and Related Matters	2024	15	7	13	8	18	9	19	11	3	36	10	11	160	11%	160
	2023	3	8	3	22	14	15	6	17	4	31	17	4	144	▲	144
General Civil - Level 1	2024	1	-	-	-	-	-	-	-	-	-	-	-	1	0%	1
	2023	-	-	-	1	-	-	-	-	-	-	-	-	1	↔	1
General Civil - Level 2	2024	2	3	3	3	-	4	5	2	3	1	-	-	26	-26%	26
	2023	10	2	5	3	1	1	7	1	1	1	-	3	35	▼	35
General Civil - Level 3	2024	-	4	-	-	3	-	-	1	-	8	1	7	24	4%	24
	2023	5	2	2	1	2	-	2	4	3	-	1	1	23	▲	23
Miscellaneous Civil	2024	18	26	33	22	25	19	20	23	36	34	14	26	296	-5%	296
	2023	29	28	44	16	29	17	19	28	13	32	27	30	312	▼	312
Misdemeanor	2024	1	2	3	-	2	2	2	2	2	4	4	1	25	-47%	25
	2023	2	12	2	11	2	2	1	3	1	6	5	-	47	▼	47
Other	2024	-	-	-	1	-	-	-	-	-	-	-	-	1	-88%	1
	2023	-	-	-	-	1	1	-	4	1	-	1	-	8	▼	8
Other Criminally Related Matters	2024	-	-	-	1	8	3	2	1	-	-	1	1	17	70%	17
	2023	1	-	-	-	-	-	3	1	1	-	-	4	10	▲	10
Probates/Wills & Trusts - Level 2	2024	-	-	-	-	-	-	-	-	-	-	-	-	0	-100%	0
	2023	-	1	-	-	-	-	-	-	2	1	-	-	4	▼	4
Protective Orders	2024	-	-	1	-	-	-	-	-	2	1	2	-	6	6	6
	2023	-	-	-	-	-	-	-	-	-	-	-	-	0	↔	0
Uncontested Divorce	2024	1	1	3	4	6	-	-	1	-	2	1	-	19	27%	19
	2023	1	2	-	1	4	3	1	1	-	1	1	-	15	▲	15

This report reflects the case management system. Numbers will update as reports are refreshed and posted. The case types reported may not necessitate judicial involvement.

CPSS-CCMS-10.01 CASELOAD STATISTICS OF THE CIRCUIT COURTS

Mecklenburg

January 2023 -- December 2024 Filings

Alexandria and Fairfax Circuit are not Included in State Totals.

Dashboard	Monthly Filings Summary	Jan --- Dec Filings				
<p>Court: Mecklenburg Circuit Start/End Date: Jan-23 / Dec-24 2023 Average Month: 271 Jan-Dec 2023: 3,247 Filings Trending: ▼</p> <p>Circuit/Court ID: 10 210117 Type of Case: Filings 2024 Average Month: 249 Jan-Dec 2024 : 2,985 Overall AVG. Month: 260</p>	<p>Jan 23 - Dec 24</p>	<table border="1" style="margin: auto;"> <tr> <td style="text-align: center;">2,985</td> <td style="text-align: center;">3,247</td> </tr> <tr> <td style="text-align: center;">2024</td> <td style="text-align: center;">2023</td> </tr> </table>	2,985	3,247	2024	2023
2,985	3,247					
2024	2023					

Filings by Division																
Divisions		Jan	Feb	Mar	Apr	May	Jun	Jul	Aug	Sep	Oct	Nov	Dec	Thru Dec	% Change	Total
Total	2024	343	283	270	290	209	258	176	229	226	302	178	221	2,985	-8%	2,985
	2023	251	283	337	274	357	245	190	323	320	257	234	176	3,247	▼	3,247
Civil	2024	40	45	36	36	37	47	27	41	62	52	36	33	492	-17%	492
	2023	33	52	79	50	51	47	29	36	98	41	44	34	594	▼	594
Criminal	2024	186	128	132	163	73	134	65	87	104	146	73	101	1,392	-4%	1,392
	2023	81	116	116	98	194	112	94	202	122	116	111	87	1,449	▼	1,449
Concealed Handgun Permits	2024	76	62	62	52	57	40	50	67	39	66	41	64	676	-10%	676
	2023	94	72	83	85	74	55	42	53	56	54	53	30	751	▼	751
Miscellaneous/Other	2024	40	47	37	39	41	36	30	34	21	38	28	22	413	-8%	413
	2023	42	42	59	41	38	30	24	32	44	46	25	25	448	▼	448
Others	2024	1	1	3	-	1	1	4	-	-	-	-	1	12	140%	12
	2023	1	1	-	-	-	1	1	-	-	-	1	-	5	▲	5

Filings by Case Category																
Case Categories		Jan	Feb	Mar	Apr	May	Jun	Jul	Aug	Sep	Oct	Nov	Dec	Thru Dec	% Change	Total
Administrative Law	2024	-	-	-	-	-	-	-	1	-	-	1	-	2	100%	2
	2023	-	-	-	-	-	1	-	-	-	-	-	-	1	▲	1
Aggravated Murder	2024	-	-	-	-	-	3	-	-	-	-	-	-	3	50%	3
	2023	-	-	-	-	-	-	-	2	-	-	-	-	2	▲	2
Contested Divorce	2024	8	17	6	5	11	9	5	5	6	10	9	9	100	-12%	100
	2023	4	11	28	10	13	3	9	5	13	5	6	6	113	▼	113
Domestic and Family - Level 1	2024	4	1	2	2	-	3	2	3	-	-	6	-	23	-67%	23
	2023	3	9	10	5	5	12	4	5	8	2	6	1	70	▼	70
Domestic and Family - Level 2	2024	1	-	1	1	1	1	-	-	1	2	1	1	10	-17%	10
	2023	-	-	-	-	2	3	-	1	3	1	-	2	12	▼	12
Felonies and Related Matters	2024	157	81	68	121	51	82	29	54	73	84	56	71	927	-7%	927
	2023	60	94	84	57	165	69	70	132	81	89	69	29	999	▼	999
General Civil - Level 1	2024	-	-	-	-	-	1	-	1	1	2	-	-	5	67%	5
	2023	-	-	1	-	-	-	1	-	-	-	1	-	3	▲	3
General Civil - Level 2	2024	5	2	3	7	8	9	2	6	5	6	5	4	62	17%	62
	2023	2	3	4	2	3	2	5	3	10	9	4	6	53	▲	53
General Civil - Level 3	2024	1	3	2	1	1	-	2	3	28	7	1	1	50	-38%	50
	2023	2	2	5	2	3	3	2	3	46	2	6	5	81	▼	81
Miscellaneous Civil	2024	85	83	71	65	68	50	62	82	46	86	55	79	832	-9%	832
	2023	103	85	100	107	84	67	47	65	78	74	62	43	915	▼	915
Misdemeanor	2024	23	32	60	36	11	44	26	28	26	47	15	21	369	-1%	369
	2023	20	22	24	18	24	35	20	60	37	26	37	51	374	▼	374
Other	2024	31	25	29	24	30	29	22	19	14	16	13	7	259	-5%	259
	2023	35	29	40	18	27	17	16	19	23	24	16	10	274	▼	274
Other Criminally Related Matters	2024	6	15	4	6	11	5	12	5	5	15	2	12	98	27%	98
	2023	1	2	8	23	6	8	4	8	4	1	5	7	77	▲	77
Probates/Wills & Trusts - Level 1	2024	-	-	1	1	1	-	-	2	-	1	-	-	6	-25%	6
	2023	-	3	-	1	2	1	1	-	-	-	-	-	8	▼	8
Probates/Wills & Trusts - Level 2	2024	2	2	-	2	-	1	-	-	2	1	2	1	13	18%	13
	2023	2	2	2	1	-	-	-	-	1	3	-	-	11	▲	11
Protective Orders	2024	-	-	-	-	-	-	-	-	-	-	-	-	0	-100%	0
	2023	-	-	1	-	-	-	-	-	-	-	-	-	1	▼	1
Uncontested Divorce	2024	20	22	23	19	16	21	14	20	19	25	12	15	226	-11%	226
	2023	19	21	30	30	23	24	11	20	16	21	22	16	253	▼	253

This report reflects the case management system. Numbers will update as reports are refreshed and posted. The case types reported may not necessitate judicial involvement.

Dashboard		Monthly Filings Summary		Jan --- Dec Filings	
Court: Prince Edward Circuit	Circuit/Court ID: 10 210147			1,424	1,369
Start/End Date: Jan-23 / Dec-24	Type of Case: Filings				
2023 Average Month: 114	2024 Average Month: 119				
Jan-Dec 2023: 1,369	Jan-Dec 2024 : 1,424				
Filings Trending: ▲	Overall AVG. Month: 116				

Filings by Division																
Divisions		Jan	Feb	Mar	Apr	May	Jun	Jul	Aug	Sep	Oct	Nov	Dec	Thru Dec	% Change	Total
Total	2024	122	91	110	210	105	86	87	122	138	139	117	97	1,424	4%	1,424
	2023	120	90	119	96	126	130	123	103	136	123	106	97	1,369	▲	1,369
Civil	2024	9	6	12	20	16	9	11	16	15	21	7	10	152	18%	152
	2023	7	6	10	8	20	10	17	8	13	9	10	11	129	▲	129
Criminal	2024	63	28	55	146	48	47	41	63	84	53	59	38	725	16%	725
	2023	37	30	47	33	51	74	65	39	83	68	51	46	624	▲	624
Concealed Handgun Permits	2024	26	33	20	15	24	21	19	27	18	35	27	23	288	-17%	288
	2023	42	38	34	31	23	18	17	34	25	29	26	28	345	▼	345
Miscellaneous/ Other	2024	24	23	23	29	17	9	16	16	21	30	24	26	258	-4%	258
	2023	34	15	28	23	32	28	24	22	15	17	19	12	269	▼	269
Others	2024	-	1	-	-	-	-	-	-	-	-	-	-	1	-50%	1
	2023	-	1	-	1	-	-	-	-	-	-	-	-	2	▼	2

Filings by Case Category																
Case Categories		Jan	Feb	Mar	Apr	May	Jun	Jul	Aug	Sep	Oct	Nov	Dec	Thru Dec	% Change	Total
Administrative Law	2024	-	-	-	-	-	-	-	-	-	-	-	1	1	0%	1
	2023	-	-	-	-	-	-	-	1	-	-	-	-	1	↔	1
Aggravated Murder	2024	-	-	-	-	-	-	-	-	-	-	-	-	0	-100%	0
	2023	-	-	1	-	-	-	-	1	-	-	-	-	2	▼	2
Contested Divorce	2024	2	1	-	3	2	1	1	-	2	-	-	1	13	-19%	13
	2023	2	-	1	2	3	-	4	1	1	1	-	1	16	▼	16
Domestic and Family - Level 1	2024	-	-	1	4	-	-	-	3	5	-	-	1	14	-13%	14
	2023	-	-	1	-	2	1	2	2	4	2	2	-	16	▼	16
Domestic and Family - Level 2	2024	-	-	1	-	1	-	-	1	-	1	-	-	4	0%	4
	2023	-	-	1	-	-	-	-	2	-	-	-	1	4	↔	4
Felonies and Related Matters	2024	61	8	44	129	38	31	32	54	70	28	47	24	566	26%	566
	2023	27	19	33	18	41	51	44	22	66	48	42	37	448	▲	448
General Civil - Level 1	2024	-	1	-	-	-	-	-	-	-	-	-	-	1	0%	1
	2023	-	1	-	-	-	-	-	-	-	-	-	-	1	↔	1
General Civil - Level 2	2024	2	2	5	4	5	5	1	3	3	6	4	4	44	63%	44
	2023	-	1	3	1	4	2	4	1	1	4	2	4	27	▲	27
General Civil - Level 3	2024	-	4	3	2	1	2	-	2	2	8	1	2	27	145%	27
	2023	-	1	1	-	2	-	1	1	1	-	1	3	11	▲	11
Miscellaneous Civil	2024	36	41	35	28	29	28	26	35	28	45	37	40	408	-10%	408
	2023	46	43	47	44	38	31	27	42	32	39	33	30	452	▼	452
Misdemeanor	2024	3	18	8	17	9	14	9	7	12	23	11	11	142	-3%	142
	2023	10	11	13	13	8	18	18	10	16	12	9	9	147	▼	147
Other	2024	14	12	7	17	12	3	10	8	10	20	14	8	135	-19%	135
	2023	31	10	15	11	18	16	15	12	9	7	12	10	166	▼	166
Other Criminally Related Matters	2024	-	2	3	1	1	2	-	2	2	3	1	3	20	-29%	20
	2023	-	-	-	2	3	5	3	6	1	8	-	-	28	▼	28
Probates/Wills & Trusts - Level 1	2024	1	-	-	-	-	-	-	-	-	-	-	-	1	-50%	1
	2023	-	1	-	-	-	-	-	1	-	-	-	-	2	▼	2
Probates/Wills & Trusts - Level 2	2024	1	-	1	1	2	-	1	-	2	2	1	-	11	38%	11
	2023	1	1	2	1	-	1	-	1	-	1	1	-	8	▲	8
Protective Orders	2024	-	-	-	-	1	-	2	1	-	-	-	1	5	25%	5
	2023	-	-	-	-	-	-	-	-	2	-	2	-	4	▲	4
Uncontested Divorce	2024	2	2	2	4	4	-	5	6	2	3	1	1	32	-11%	32
	2023	3	2	1	4	7	5	4	2	2	2	2	2	36	▼	36

This report reflects the case management system. Numbers will update as reports are refreshed and posted. The case types reported may not necessitate judicial involvement.

Dashboard	Monthly Filings Summary	Jan --- Dec Filings				
<p>Court: Amelia Circuit Start/End Date: Jan-23 / Dec-24 2023 Average Month: 73 Jan-Dec 2023: 876 Filings Trending: ▲</p> <p>Circuit/Court ID: 11 211007 Type of Case: Filings 2024 Average Month:82 Jan-Dec 2024 : 982 Overall AVG. Month: 77</p>	<p>Jan 23 - Dec 24</p>	<table border="1" style="margin: auto;"> <tr> <td style="text-align: center; width: 50px;">982</td> <td style="text-align: center; width: 50px;">876</td> </tr> <tr> <td style="text-align: center;">2024</td> <td style="text-align: center;">2023</td> </tr> </table>	982	876	2024	2023
982	876					
2024	2023					

Filings by Division																
Divisions		Jan	Feb	Mar	Apr	May	Jun	Jul	Aug	Sep	Oct	Nov	Dec	Thru Dec	% Change	Total
Total	2024	85	94	59	69	65	80	85	67	104	124	57	93	982	12%	982
	2023	87	68	78	73	54	79	60	88	57	74	60	98	876	▲	876
Civil	2024	6	10	9	8	13	9	4	8	2	6	9	9	93	24%	93
	2023	5	5	6	8	8	6	6	7	7	6	6	5	75	▲	75
Criminal	2024	22	19	7	16	13	24	37	16	43	46	9	45	297	2%	297
	2023	21	20	14	25	10	33	18	44	21	21	15	49	291	▲	291
Concealed Handgun Permits	2024	46	45	32	33	28	30	26	30	42	63	31	31	437	10%	437
	2023	47	33	48	29	27	32	30	24	25	35	32	36	398	▲	398
Miscellaneous/Other	2024	10	20	11	12	11	17	18	13	16	9	8	8	153	37%	153
	2023	14	10	10	11	9	8	6	13	4	12	7	8	112	▲	112
Others	2024	1	-	-	-	-	-	-	-	1	-	-	-	2	2	2
	2023	-	-	-	-	-	-	-	-	-	-	-	-	0	↔	0

Filings by Case Category																
Case Categories		Jan	Feb	Mar	Apr	May	Jun	Jul	Aug	Sep	Oct	Nov	Dec	Thru Dec	% Change	Total
Contested Divorce	2024	-	2	1	1	-	2	-	-	-	1	1	1	9	-25%	9
	2023	-	-	2	1	-	2	2	2	-	1	2	-	12	▼	12
Domestic and Family - Level 1	2024	-	1	2	2	2	-	-	1	-	-	-	-	8	0%	8
	2023	-	1	-	3	-	1	-	-	1	-	2	-	8	↔	8
Domestic and Family - Level 2	2024	-	-	-	-	-	1	-	2	-	-	2	-	5	400%	5
	2023	-	-	1	-	-	-	-	-	-	-	-	-	1	▲	1
Felonies and Related Matters	2024	18	13	3	12	9	19	11	9	30	20	6	26	176	-6%	176
	2023	10	14	10	20	5	29	13	16	11	17	7	35	187	▼	187
General Civil - Level 1	2024	1	-	-	-	-	-	-	-	-	-	1	-	2	2	2
	2023	-	-	-	-	-	-	-	-	-	-	-	-	0	↔	0
General Civil - Level 2	2024	2	-	2	2	2	3	3	-	1	2	2	4	23	-4%	23
	2023	1	1	2	4	1	2	3	1	3	3	1	2	24	▼	24
General Civil - Level 3	2024	3	2	1	-	5	2	3	2	1	1	2	1	23	130%	23
	2023	3	-	-	1	-	-	1	1	1	1	-	2	10	▲	10
Miscellaneous Civil	2024	49	57	37	39	36	35	36	35	47	67	37	37	512	11%	512
	2023	56	38	52	32	35	36	36	31	28	42	34	41	461	▲	461
Misdemeanor	2024	4	6	2	4	3	5	26	5	9	26	3	18	111	12%	111
	2023	10	4	4	4	10	4	3	26	10	4	7	13	99	▲	99
Other	2024	7	9	3	5	3	11	5	7	12	4	1	1	68	70%	68
	2023	5	5	6	6	-	3	-	6	1	3	3	2	40	▲	40
Other Criminally Related Matters	2024	-	1	2	-	1	1	-	2	4	-	-	1	12	20%	12
	2023	1	2	-	1	-	-	2	2	-	-	-	1	10	▲	10
Probates/Wills & Trusts - Level 1	2024	-	-	-	-	-	-	-	-	-	-	-	-	0	-100%	0
	2023	-	-	-	-	-	-	-	1	-	-	-	-	1	▼	1
Probates/Wills & Trusts - Level 2	2024	-	-	2	1	-	-	-	-	-	-	-	1	4	0%	4
	2023	-	1	-	-	-	-	-	-	-	1	1	1	4	↔	4
Uncontested Divorce	2024	1	3	4	3	4	1	1	4	-	3	2	3	29	53%	29
	2023	1	2	1	1	3	2	-	2	2	2	2	1	19	▲	19

This report reflects the case management system. Numbers will update as reports are refreshed and posted. The case types reported may not necessitate judicial involvement.

Dashboard		Monthly Filings Summary		Jan --- Dec Filings	
Court: Dinwiddie Circuit Start/End Date: Jan-23 / Dec-24 2023 Average Month: 142 Jan-Dec 2023: 1,704 Filings Trending: ▲	Circuit/Court ID: 11 211053 Type of Case: Filings 2024 Average Month: 149 Jan-Dec 2024 : 1,792 Overall AVG. Month: 146	<p>Jan 23 - Dec 24</p>	<p>2024: 1,792 2023: 1,704</p>		

Filings by Division																
Divisions		Jan	Feb	Mar	Apr	May	Jun	Jul	Aug	Sep	Oct	Nov	Dec	Thru Dec	% Change	Total
Total	2024	182	166	171	164	139	97	117	138	149	166	147	156	1,792	5%	1,792
	2023	168	158	195	142	155	110	101	122	162	132	131	128	1,704	▲	1,704
Civil	2024	18	24	17	21	17	14	15	33	27	21	20	25	252	10%	252
	2023	22	17	19	19	23	17	16	14	17	23	22	20	229	▲	229
Criminal	2024	85	65	59	65	51	36	42	34	42	36	40	39	594	5%	594
	2023	35	45	61	57	60	36	14	47	77	42	36	54	564	▲	564
Concealed Handgun Permits	2024	63	67	71	56	45	40	53	54	54	81	69	69	722	-1%	722
	2023	94	82	92	54	60	40	52	46	54	49	62	44	729	▼	729
Miscellaneous/ Other	2024	16	10	21	22	26	7	7	17	22	25	16	23	212	17%	212
	2023	17	14	23	12	12	17	19	15	14	17	11	10	181	▲	181
Others	2024	-	-	3	-	-	-	-	-	4	3	2	-	12	1,100%	12
	2023	-	-	-	-	-	-	-	-	-	1	-	-	1	▲	1

Filings by Case Category																
Case Categories		Jan	Feb	Mar	Apr	May	Jun	Jul	Aug	Sep	Oct	Nov	Dec	Thru Dec	% Change	Total
Administrative Law	2024	-	-	1	-	-	-	-	-	-	1	-	-	2	2	2
	2023	-	-	-	-	-	-	-	-	-	-	-	-	-	0	↔
Contested Divorce	2024	2	3	1	5	2	2	-	4	3	4	1	3	30	67%	30
	2023	2	-	1	1	2	-	3	-	1	3	2	3	18	▲	18
Domestic and Family - Level 1	2024	3	5	3	1	2	-	2	5	8	5	1	4	39	70%	39
	2023	4	1	1	1	3	2	1	-	-	3	2	5	23	▲	23
Domestic and Family - Level 2	2024	-	2	2	2	5	-	-	-	-	2	-	1	14	-52%	14
	2023	1	2	3	2	6	2	2	1	-	4	5	1	29	▼	29
Felonies and Related Matters	2024	45	45	28	49	22	22	22	14	25	19	26	17	334	14%	334
	2023	15	24	40	33	33	13	9	21	40	23	11	30	292	▲	292
General Civil - Level 1	2024	-	1	-	-	-	-	-	-	-	-	-	-	1	-50%	1
	2023	-	-	-	1	-	-	1	-	-	-	-	-	2	▼	2
General Civil - Level 2	2024	5	1	3	5	6	3	4	2	3	1	5	8	46	-2%	46
	2023	2	3	7	4	4	3	5	2	4	7	3	3	47	▼	47
General Civil - Level 3	2024	6	4	1	4	1	2	1	19	4	3	3	2	50	52%	50
	2023	3	2	2	5	2	3	1	1	3	2	3	6	33	▲	33
Miscellaneous Civil	2024	78	76	91	77	69	48	59	71	74	106	84	93	926	2%	926
	2023	112	97	116	64	73	57	68	63	68	65	74	54	911	▲	911
Misdemeanor	2024	28	18	24	14	24	11	16	14	17	10	7	18	201	-6%	201
	2023	14	15	16	21	21	17	2	23	30	16	20	18	213	▼	213
Other	2024	-	1	5	-	1	-	-	-	7	3	2	2	21	163%	21
	2023	-	1	-	3	-	1	-	1	-	1	1	-	8	▲	8
Other Criminally Related Matters	2024	12	2	7	3	5	3	5	6	2	7	8	4	64	2%	64
	2023	7	6	5	3	6	6	3	6	7	3	5	6	63	▲	63
Probates/Wills & Trusts - Level 1	2024	-	-	-	-	-	-	1	-	-	1	-	-	2	0%	2
	2023	-	1	-	-	1	-	-	-	-	-	-	-	2	↔	2
Probates/Wills & Trusts - Level 2	2024	1	1	2	1	1	2	3	1	1	1	1	-	15	67%	15
	2023	2	1	-	2	-	2	1	-	1	-	-	-	9	▲	9
Uncontested Divorce	2024	2	7	3	3	1	4	4	2	5	3	9	4	47	-13%	47
	2023	6	5	4	2	4	4	4	5	4	8	5	2	54	▼	54

This report reflects the case management system. Numbers will update as reports are refreshed and posted. The case types reported may not necessitate judicial involvement.

CPSS-CCMS-10.01 CASELOAD STATISTICS OF THE CIRCUIT COURTS

Nottoway

January 2023 -- December 2024 Filings

Alexandria and Fairfax Circuit are not Included in State Totals.

Dashboard	Monthly Filings Summary	Jan --- Dec Filings				
<p>Court: Nottoway Circuit Start/End Date: Jan-23 / Dec-24 2023 Average Month: 95 Jan-Dec 2023: 1,137 Filings Trending: ▲</p> <p>Circuit/Court ID: 11 211135 Type of Case: Filings 2024 Average Month: 112 Jan-Dec 2024 : 1,344 Overall AVG. Month: 103</p>	<p>Jan 23 - Dec 24</p>	<table border="1" style="margin: auto;"> <tr> <td style="text-align: center;">1,344</td> <td style="text-align: center;">1,137</td> </tr> <tr> <td style="text-align: center;">2024</td> <td style="text-align: center;">2023</td> </tr> </table>	1,344	1,137	2024	2023
1,344	1,137					
2024	2023					

Filings by Division																
Divisions		Jan	Feb	Mar	Apr	May	Jun	Jul	Aug	Sep	Oct	Nov	Dec	Thru Dec	% Change	Total
Total	2024	94	124	81	175	108	111	85	146	91	83	121	125	1,344	18%	1,344
	2023	106	101	122	73	103	80	73	97	72	128	90	92	1,137	▲	1,137
Civil	2024	10	47	7	113	9	60	8	66	16	12	14	32	394	174%	394
	2023	4	16	8	14	14	10	15	12	11	18	10	12	144	▲	144
Criminal	2024	45	30	31	27	65	21	38	31	48	38	67	50	491	6%	491
	2023	46	39	44	27	56	27	20	40	23	69	38	34	463	▲	463
Concealed Handgun Permits	2024	23	31	28	25	24	14	18	22	18	22	29	24	278	-19%	278
	2023	45	25	51	20	24	31	19	29	20	23	25	32	344	▼	344
Miscellaneous/Other	2024	16	16	15	9	10	16	21	27	9	11	11	19	180	-2%	180
	2023	11	21	19	11	9	12	19	16	18	17	17	14	184	▼	184
Others	2024	-	-	-	1	-	-	-	-	-	-	-	-	1	-50%	1
	2023	-	-	-	1	-	-	-	-	-	1	-	-	2	▼	2

Filings by Case Category																
Case Categories		Jan	Feb	Mar	Apr	May	Jun	Jul	Aug	Sep	Oct	Nov	Dec	Thru Dec	% Change	Total
Administrative Law	2024	-	-	-	2	-	-	1	-	1	1	-	-	5	67%	5
	2023	-	-	1	1	-	-	-	-	-	-	-	1	3	▲	3
Contested Divorce	2024	1	-	2	-	1	-	1	4	-	2	1	1	13	-7%	13
	2023	1	-	2	1	1	-	2	2	2	1	1	1	14	▼	14
Domestic and Family - Level 1	2024	-	-	-	-	-	1	-	-	2	1	-	-	4	-76%	4
	2023	-	6	-	-	4	-	1	-	-	6	-	-	17	▼	17
Domestic and Family - Level 2	2024	2	37	2	104	1	52	2	55	2	1	3	22	283	1,315%	283
	2023	-	-	2	3	2	-	4	1	-	1	4	3	20	▲	20
Felonies and Related Matters	2024	31	17	22	15	37	10	19	21	16	21	40	24	273	-14%	273
	2023	37	29	39	20	41	16	10	21	13	43	27	21	317	▼	317
General Civil - Level 1	2024	2	-	-	-	-	-	-	-	-	-	-	-	2	100%	2
	2023	-	-	-	-	-	1	-	-	-	-	-	-	1	▲	1
General Civil - Level 2	2024	3	1	-	1	-	3	3	3	3	-	2	5	24	-31%	24
	2023	1	2	-	4	-	1	3	7	6	3	2	6	35	▼	35
General Civil - Level 3	2024	5	4	3	3	4	2	2	2	3	4	-	3	35	9%	35
	2023	-	2	2	4	4	6	3	-	3	5	-	3	32	▲	32
Miscellaneous Civil	2024	31	43	42	32	32	25	27	35	25	28	34	37	391	-13%	391
	2023	51	41	61	27	31	35	32	39	29	30	34	38	448	▼	448
Misdemeanor	2024	12	11	9	6	25	9	19	8	5	5	25	17	151	36%	151
	2023	7	10	4	4	8	6	10	10	7	22	10	13	111	▲	111
Other	2024	4	5	1	3	2	4	10	12	4	3	6	1	55	-24%	55
	2023	5	5	9	4	2	6	5	4	9	10	8	5	72	▼	72
Other Criminally Related Matters	2024	2	2	-	6	3	2	-	2	27	12	5	10	71	97%	71
	2023	2	-	1	3	8	5	-	9	3	4	1	-	36	▲	36
Probates/Wills & Trusts - Level 1	2024	-	-	-	1	-	-	-	-	-	-	-	-	1	-50%	1
	2023	1	-	-	-	-	-	-	-	-	-	-	1	2	▼	2
Probates/Wills & Trusts - Level 2	2024	-	1	-	-	1	2	1	1	1	1	-	1	9	13%	9
	2023	-	-	1	-	1	-	2	2	-	2	-	-	8	▲	8
Uncontested Divorce	2024	1	3	-	2	2	1	-	3	2	4	5	4	27	29%	27
	2023	1	6	-	2	1	4	1	2	-	1	2	1	21	▲	21

This report reflects the case management system. Numbers will update as reports are refreshed and posted. The case types reported may not necessitate judicial involvement.

Dashboard		Monthly Filings Summary		Jan --- Dec Filings	
Court: Powhatan Circuit	Circuit/Court ID: 11 211145			<div style="display: flex; justify-content: space-around;"> <div style="text-align: center;"> <p>1,795</p> <p>2024</p> </div> <div style="text-align: center;"> <p>1,782</p> <p>2023</p> </div> </div>	
Start/End Date: Jan-23 / Dec-24	Type of Case: Filings				
2023 Average Month: 149	2024 Average Month: 150				
Jan-Dec 2023: 1,782	Jan-Dec 2024 : 1,795				
Filings Trending: ↔	Overall AVG. Month: 149				

Filings by Division																
Divisions		Jan	Feb	Mar	Apr	May	Jun	Jul	Aug	Sep	Oct	Nov	Dec	Thru Dec	% Change	Total
Total	2024	180	124	173	147	144	134	132	148	144	187	121	161	1,795	1%	1,795
	2023	155	195	199	119	148	131	120	146	134	192	115	128	1,782	▲	1,782
Civil	2024	16	6	20	13	16	18	12	14	11	22	19	12	179	-8%	179
	2023	15	21	17	4	20	16	18	18	20	19	17	10	195	▼	195
Criminal	2024	15	24	30	11	28	26	18	31	26	37	22	40	308	5%	308
	2023	10	50	41	18	19	18	14	19	18	39	8	39	293	▲	293
Concealed Handgun Permits	2024	112	70	100	103	77	65	73	76	72	91	62	83	984	0%	984
	2023	109	105	105	80	80	79	61	77	69	89	69	61	984	↔	984
Miscellaneous/ Other	2024	37	24	23	20	22	25	29	27	34	37	18	24	320	4%	320
	2023	21	19	36	17	29	18	27	32	27	44	21	18	309	▲	309
Others	2024	-	-	-	-	1	-	-	-	1	-	-	2	4	300%	4
	2023	-	-	-	-	-	-	-	-	-	1	-	-	1	▲	1

Filings by Case Category																
Case Categories		Jan	Feb	Mar	Apr	May	Jun	Jul	Aug	Sep	Oct	Nov	Dec	Thru Dec	% Change	Total
Administrative Law	2024	1	-	-	-	-	-	-	-	1	-	-	1	3	50%	3
	2023	-	-	-	-	-	1	-	-	-	1	-	-	2	▲	2
Contested Divorce	2024	-	3	1	2	2	1	3	5	1	5	4	1	28	22%	28
	2023	1	2	4	1	-	2	1	2	2	3	4	1	23	▲	23
Domestic and Family - Level 1	2024	4	-	-	1	3	3	2	2	-	1	1	4	21	-16%	21
	2023	2	3	-	1	6	2	1	-	4	1	1	4	25	▼	25
Domestic and Family - Level 2	2024	-	-	1	-	1	2	-	1	-	4	-	-	9	200%	9
	2023	-	-	-	-	-	-	-	1	-	-	2	-	3	▲	3
Felonies and Related Matters	2024	11	21	17	8	8	12	13	25	16	25	14	28	198	-9%	198
	2023	8	41	33	13	8	12	12	8	15	32	7	29	218	▼	218
General Civil - Level 1	2024	-	1	-	-	-	-	-	-	-	-	-	-	1	-67%	1
	2023	-	1	-	-	1	-	-	-	-	-	1	-	3	▼	3
General Civil - Level 2	2024	6	1	8	3	5	5	4	5	5	3	4	1	50	-9%	50
	2023	4	6	3	2	9	6	2	6	6	6	4	1	55	▼	55
General Civil - Level 3	2024	-	1	2	-	1	4	2	1	3	1	1	1	17	-26%	17
	2023	-	1	6	-	-	2	1	1	7	4	1	-	23	▼	23
Miscellaneous Civil	2024	130	87	118	114	92	79	92	87	93	111	71	102	1,176	0%	1,176
	2023	122	116	123	90	95	91	81	100	85	113	88	74	1,178	▼	1,178
Misdemeanor	2024	1	3	12	3	10	9	4	2	10	12	8	11	85	16%	85
	2023	2	9	4	5	11	6	2	10	4	6	2	12	73	▲	73
Other	2024	18	3	5	9	6	9	8	12	12	16	7	7	112	19%	112
	2023	5	5	16	5	14	2	7	8	7	18	2	5	94	▲	94
Other Criminally Related Matters	2024	3	-	1	2	10	5	1	4	-	-	-	1	27	286%	27
	2023	-	-	4	-	-	-	1	1	-	1	-	-	7	▲	7
Probates/Wills & Trusts - Level 1	2024	-	-	-	-	-	-	-	1	-	-	-	-	1	1	1
	2023	-	-	-	-	-	-	-	-	-	-	-	-	0	↔	0
Probates/Wills & Trusts - Level 2	2024	1	-	1	-	2	-	-	-	-	1	1	-	6	-40%	6
	2023	1	3	-	-	1	1	-	1	-	2	1	-	10	▼	10
Protective Orders	2024	-	-	1	-	-	-	-	-	-	-	-	-	1	1	1
	2023	-	-	-	-	-	-	-	-	-	-	-	-	0	↔	0
Uncontested Divorce	2024	5	4	6	5	4	5	3	3	3	8	10	4	60	-12%	60
	2023	10	8	6	2	3	6	12	8	4	4	3	2	68	▼	68


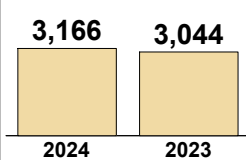
This report reflects the case management system. Numbers will update as reports are refreshed and posted. The case types reported may not necessitate judicial involvement.

CPSS-CCMS-10.01 CASELOAD STATISTICS OF THE CIRCUIT COURTS

Petersburg

January 2023 -- December 2024 Filings

Alexandria and Fairfax Circuit are not Included in State Totals.

Dashboard	Monthly Filings Summary	Jan --- Dec Filings
<p>Court: Petersburg Circuit Start/End Date: Jan-23 / Dec-24 2023 Average Month: 254 Jan-Dec 2023: 3,044 Filings Trending: ▲</p>	<p>Circuit/Court ID: 11 211730 Type of Case: Filings 2024 Average Month: 264 Jan-Dec 2024 : 3,166 Overall AVG. Month: 259</p>	 <p style="text-align: center;">Jan 23 - Dec 24</p>
		 <p style="text-align: center;">2024: 3,166 2023: 3,044</p>

Filings by Division																
Divisions		Jan	Feb	Mar	Apr	May	Jun	Jul	Aug	Sep	Oct	Nov	Dec	Thru Dec	% Change	Total
Total	2024	248	270	349	356	308	238	229	262	194	280	207	225	3,166	4%	3,166
	2023	266	255	266	256	283	242	292	253	294	218	218	201	3,044	▲	3,044
Civil	2024	44	37	50	50	31	29	28	45	39	26	28	38	445	5%	445
	2023	20	31	41	38	37	45	53	26	35	28	38	31	423	▲	423
Criminal	2024	105	141	191	190	169	124	117	122	89	175	118	114	1,655	8%	1,655
	2023	157	133	130	148	160	112	130	115	180	98	88	88	1,539	▲	1,539
Concealed Handgun Permits	2024	23	29	29	38	27	27	34	26	24	15	21	23	316	-5%	316
	2023	31	32	37	22	21	24	27	33	21	26	36	23	333	▼	333
Miscellaneous/ Other	2024	75	63	77	77	81	57	50	68	42	63	39	50	742	1%	742
	2023	56	57	58	48	63	60	81	78	57	65	56	59	738	▲	738
Others	2024	1	-	2	1	-	1	-	1	-	1	1	-	8	-27%	8
	2023	2	2	-	-	2	1	1	1	1	1	-	-	11	▼	11

Filings by Case Category																
Case Categories		Jan	Feb	Mar	Apr	May	Jun	Jul	Aug	Sep	Oct	Nov	Dec	Thru Dec	% Change	Total
Administrative Law	2024	-	-	-	-	-	-	-	-	-	-	-	-	0	-100%	0
	2023	-	-	1	-	-	1	-	-	-	1	4	-	7	▼	7
Contested Divorce	2024	-	2	3	2	2	2	-	1	4	1	2	2	21	-9%	21
	2023	-	1	2	2	1	3	4	1	1	4	2	2	23	▼	23
Domestic and Family - Level 1	2024	-	2	2	5	-	-	4	1	-	-	2	7	23	-15%	23
	2023	1	-	1	-	-	14	2	5	3	1	-	-	27	▼	27
Domestic and Family - Level 2	2024	1	4	-	3	-	-	-	-	3	3	1	2	17	70%	17
	2023	1	2	1	-	-	-	2	1	1	1	-	1	10	▲	10
Felonies and Related Matters	2024	69	55	137	101	73	69	65	53	37	107	40	46	852	0%	852
	2023	98	81	85	112	87	46	52	44	116	53	35	40	849	▲	849
General Civil - Level 1	2024	1	2	-	1	1	2	-	-	1	1	1	4	14	56%	14
	2023	-	1	1	1	1	1	2	-	1	1	-	-	9	▲	9
General Civil - Level 2	2024	14	11	15	10	8	9	11	17	13	7	7	12	134	25%	134
	2023	4	7	15	13	10	9	11	8	7	8	6	9	107	▲	107
General Civil - Level 3	2024	20	10	17	16	12	9	6	15	12	8	10	10	145	-16%	145
	2023	9	20	13	11	19	12	27	4	11	11	19	16	172	▼	172
Miscellaneous Civil	2024	39	57	52	58	43	45	51	47	38	39	35	43	547	1%	547
	2023	57	55	60	44	36	43	48	42	33	43	44	38	543	▲	543
Misdemeanor	2024	36	68	51	53	67	46	42	49	20	38	47	36	553	15%	553
	2023	54	37	24	26	60	43	40	49	43	35	29	42	482	▲	482
Other	2024	59	35	58	59	64	40	35	47	27	37	25	27	513	-2%	513
	2023	32	30	35	25	49	41	60	70	44	48	48	42	524	▼	524
Other Criminally Related Matters	2024	1	18	4	36	30	9	11	21	32	30	33	33	258	20%	258
	2023	7	15	21	12	13	23	38	22	23	11	24	6	215	▲	215
Probates/Wills & Trusts - Level 1	2024	2	-	-	-	-	-	-	-	1	-	-	-	3	3	3
	2023	-	-	-	-	-	-	-	-	-	-	-	-	0	↔	0
Probates/Wills & Trusts - Level 2	2024	1	-	4	5	3	2	-	2	2	3	1	-	23	53%	23
	2023	1	4	1	1	2	-	1	1	3	-	-	1	15	▲	15
Protective Orders	2024	-	-	-	-	-	-	1	-	-	-	-	-	1	0%	1
	2023	-	-	-	-	-	-	-	-	-	-	1	-	1	↔	1
Uncontested Divorce	2024	5	6	6	7	5	5	3	9	4	6	3	3	62	3%	62
	2023	2	2	6	9	5	6	5	6	8	1	6	4	60	▲	60

This report reflects the case management system. Numbers will update as reports are refreshed and posted. The case types reported may not necessitate judicial involvement.

Dashboard		Monthly Filings Summary		Jan --- Dec Filings					
<p>Court: Chesterfield Circuit Start/End Date: Jan-23 / Dec-24 2023 Average Month: 1,822 Jan-Dec 2023: 21,858 Filings Trending: ▼</p>	<p>Circuit/Court ID: 12 212041 Type of Case: Filings 2024 Average Month: 1,726 Jan-Dec 2024 : 20,717 Overall AVG. Month: 1,774</p>	<p style="text-align: center; font-weight: bold; font-size: 1.2em;">Jan 23 - Dec 24</p>		<table style="margin: auto;"> <tr> <td style="text-align: center; width: 50px;">20,717</td> <td style="text-align: center; width: 50px;">21,858</td> </tr> <tr> <td style="text-align: center; width: 50px;">2024</td> <td style="text-align: center; width: 50px;">2023</td> </tr> </table>		20,717	21,858	2024	2023
20,717	21,858								
2024	2023								

Filings by Division																
Divisions		Jan	Feb	Mar	Apr	May	Jun	Jul	Aug	Sep	Oct	Nov	Dec	Thru Dec	% Change	Total
Total	2024	1,804	1,864	1,932	1,763	1,879	1,582	1,708	1,771	1,576	1,747	1,604	1,487	20,717	-5%	20,717
	2023	1,996	1,922	2,215	1,797	1,922	1,745	1,648	1,808	1,788	1,746	1,724	1,547	21,858	▼	21,858
Civil	2024	226	249	267	263	262	248	225	305	261	258	233	242	3,039	8%	3,039
	2023	248	246	285	217	251	238	204	276	232	206	212	205	2,820	▲	2,820
Criminal	2024	298	377	445	338	462	301	379	362	328	388	391	316	4,385	-11%	4,385
	2023	424	356	501	378	417	443	412	418	481	338	466	312	4,946	▼	4,946
Concealed Handgun Permits	2024	534	504	490	423	362	379	397	420	395	454	425	397	5,180	-12%	5,180
	2023	661	595	683	511	491	414	386	437	415	463	404	405	5,865	▼	5,865
Miscellaneous/ Other	2024	744	730	726	736	791	650	704	681	590	641	553	530	8,076	-2%	8,076
	2023	660	724	745	688	760	649	644	675	655	739	638	623	8,200	▼	8,200
Others	2024	2	4	4	3	2	4	3	3	2	6	2	2	37	37%	37
	2023	3	1	1	3	3	1	2	2	5	-	4	2	27	▲	27

Filings by Case Category																
Case Categories		Jan	Feb	Mar	Apr	May	Jun	Jul	Aug	Sep	Oct	Nov	Dec	Thru Dec	% Change	Total
Administrative Law	2024	2	1	1	1	1	-	2	2	2	1	2	1	16	-24%	16
	2023	1	1	1	3	2	1	-	4	3	3	1	1	21	▼	21
Aggravated Murder	2024	-	2	-	-	-	-	-	-	-	-	-	-	2	-50%	2
	2023	-	-	-	-	4	-	-	-	-	-	-	-	4	▼	4
Contested Divorce	2024	39	28	39	30	37	26	22	38	21	31	15	23	349	13%	349
	2023	34	20	35	21	27	32	20	29	22	24	26	18	308	▲	308
Domestic and Family - Level 1	2024	29	19	32	27	32	54	31	54	42	44	39	33	436	37%	436
	2023	20	31	41	35	25	25	12	24	40	19	21	25	318	▲	318
Domestic and Family - Level 2	2024	8	3	8	7	6	4	5	8	4	4	6	13	76	-6%	76
	2023	6	9	7	7	7	3	8	11	3	4	8	8	81	▼	81
Felonies and Related Matters	2024	185	237	304	201	338	173	225	240	252	253	307	242	2,957	-10%	2,957
	2023	283	218	346	246	261	279	292	281	352	206	309	197	3,270	▼	3,270
General Civil - Level 1	2024	3	2	2	2	4	1	-	1	3	1	-	1	20	-20%	20
	2023	2	5	1	1	3	1	3	2	2	2	1	2	25	▼	25
General Civil - Level 2	2024	60	88	76	84	86	65	95	90	90	79	65	52	930	11%	930
	2023	86	77	59	51	88	71	63	75	60	71	74	63	838	▲	838
General Civil - Level 3	2024	19	20	20	20	20	30	17	17	17	19	32	46	277	-7%	277
	2023	21	20	30	19	21	27	25	50	20	21	16	28	298	▼	298
Miscellaneous Civil	2024	711	696	720	589	512	560	622	632	595	672	591	553	7,453	-6%	7,453
	2023	827	761	858	669	657	549	571	578	612	717	593	561	7,953	▼	7,953
Misdemeanor	2024	80	106	110	106	100	107	131	87	58	100	70	62	1,117	-17%	1,117
	2023	110	108	136	96	121	124	99	120	105	107	138	85	1,349	▼	1,349
Other	2024	561	536	493	567	638	461	479	475	390	425	384	376	5,785	-5%	5,785
	2023	503	559	560	536	590	517	457	534	463	483	450	458	6,110	▼	6,110
Other Criminally Related Matters	2024	34	35	33	33	26	24	24	35	20	35	23	12	334	-7%	334
	2023	32	31	33	36	32	50	23	19	26	27	19	31	359	▼	359
Probates/Wills & Trusts - Level 1	2024	1	1	1	2	2	2	1	2	2	1	2	-	17	13%	17
	2023	3	2	-	-	1	1	-	2	1	2	2	1	15	▲	15
Probates/Wills & Trusts - Level 2	2024	9	14	11	15	10	14	11	14	15	13	9	9	144	8%	144
	2023	15	12	17	12	6	9	9	11	7	6	10	19	133	▲	133
Protective Orders	2024	1	2	2	1	3	-	1	1	1	3	1	1	17	-11%	17
	2023	2	-	7	1	-	2	-	2	3	1	-	1	19	▼	19
Uncontested Divorce	2024	62	74	80	78	64	61	42	75	64	66	58	63	787	4%	787
	2023	51	68	84	64	77	54	66	66	69	53	56	49	757	▲	757

This report reflects the case management system. Numbers will update as reports are refreshed and posted. The case types reported may not necessitate judicial involvement.

CPSS-CCMS-10.01 CASELOAD STATISTICS OF THE CIRCUIT COURTS

Colonial Heights

January 2023 -- December 2024 Filings

Alexandria and Fairfax Circuit are not Included in State Totals.

Dashboard		Monthly Filings Summary		Jan --- Dec Filings					
Court: Colonial Heights Circuit Start/End Date: Jan-23 / Dec-24 2023 Average Month: 126 Jan-Dec 2023: 1,511 Filings Trending: ▼	Circuit/Court ID: 12 212570 Type of Case: Filings 2024 Average Month: 117 Jan-Dec 2024 : 1,408 Overall AVG. Month: 122	<p style="text-align: center; font-weight: bold; font-size: 1.2em;">Jan 23 - Dec 24</p>		<table style="margin: auto;"> <tr> <td style="text-align: center; width: 50px;">1,408</td> <td style="text-align: center; width: 50px;">1,511</td> </tr> <tr> <td style="text-align: center; width: 50px;">2024</td> <td style="text-align: center; width: 50px;">2023</td> </tr> </table>		1,408	1,511	2024	2023
1,408	1,511								
2024	2023								

Filings by Division																
Divisions		Jan	Feb	Mar	Apr	May	Jun	Jul	Aug	Sep	Oct	Nov	Dec	Thru Dec	% Change	Total
Total	2024	95	110	178	117	125	92	124	124	136	104	114	89	1,408	-7%	1,408
	2023	138	113	159	118	84	139	109	120	167	145	106	113	1,511	▼	1,511
Civil	2024	9	16	16	19	7	14	18	10	10	9	8	8	144	-2%	144
	2023	9	7	10	14	10	18	13	13	13	14	11	15	147	▼	147
Criminal	2024	40	48	80	50	77	39	50	72	85	50	61	38	690	-16%	690
	2023	70	51	68	71	36	73	67	69	108	94	58	56	821	▼	821
Concealed Handgun Permits	2024	26	27	40	28	20	26	26	20	19	19	17	20	288	-13%	288
	2023	40	34	49	25	25	25	20	23	23	22	22	23	331	▼	331
Miscellaneous/ Other	2024	20	19	42	20	20	13	26	20	22	24	27	22	275	33%	275
	2023	19	21	32	8	13	23	9	14	19	14	15	19	206	▲	206
Others	2024	-	-	-	-	1	-	4	2	-	2	1	1	11	83%	11
	2023	-	-	-	-	-	-	-	1	4	1	-	-	6	▲	6

Filings by Case Category																
Case Categories		Jan	Feb	Mar	Apr	May	Jun	Jul	Aug	Sep	Oct	Nov	Dec	Thru Dec	% Change	Total
Administrative Law	2024	-	1	-	1	-	1	-	-	-	-	-	-	3	3	3
	2023	-	-	-	-	-	-	-	-	-	-	-	-	-	0	↔
Contested Divorce	2024	3	1	-	4	1	2	4	3	3	1	-	-	22	69%	22
	2023	2	-	1	3	1	1	1	-	-	1	2	1	13	▲	13
Domestic and Family - Level 1	2024	-	-	6	2	-	1	3	1	1	4	-	2	20	-13%	20
	2023	-	-	2	-	-	6	-	5	-	5	1	4	23	▼	23
Domestic and Family - Level 2	2024	-	-	-	-	-	1	3	1	1	-	-	-	6	-50%	6
	2023	-	-	1	1	-	2	-	1	3	3	-	1	12	▼	12
Felonies and Related Matters	2024	26	31	55	34	57	32	36	56	50	41	39	31	488	-19%	488
	2023	41	40	50	42	28	51	49	51	82	81	45	45	605	▼	605
General Civil - Level 1	2024	-	1	-	-	-	-	-	-	-	-	-	-	1	-50%	1
	2023	1	-	-	-	-	-	-	-	-	-	-	-	-	2	▼
General Civil - Level 2	2024	5	3	5	2	2	5	4	2	5	4	4	-	41	86%	41
	2023	-	-	3	3	3	-	1	4	3	3	2	1	2	22	▲
General Civil - Level 3	2024	1	5	10	1	2	1	1	1	1	1	3	3	30	11%	30
	2023	1	-	-	1	4	3	6	1	3	2	4	2	27	▲	27
Miscellaneous Civil	2024	33	33	59	46	32	37	36	28	29	29	31	25	418	-7%	418
	2023	50	47	70	30	32	34	27	32	37	28	27	35	449	▼	449
Misdemeanor	2024	11	16	14	12	18	6	12	8	33	8	17	6	161	-11%	161
	2023	24	10	10	26	6	18	17	13	23	10	13	10	180	▼	180
Other	2024	9	13	12	4	7	2	19	12	9	13	10	14	124	53%	124
	2023	9	8	10	3	4	12	3	5	7	7	8	5	81	▲	81
Other Criminally Related Matters	2024	3	1	11	4	2	1	2	8	2	1	5	2	42	2%	42
	2023	5	1	8	3	2	9	1	5	3	3	-	1	41	▲	41
Probates/Wills & Trusts - Level 1	2024	-	-	1	-	-	-	-	-	-	-	-	1	2	100%	2
	2023	-	-	-	-	-	-	-	-	-	-	-	-	1	1	▲
Probates/Wills & Trusts - Level 2	2024	1	2	-	2	-	-	1	1	-	-	-	1	8	33%	8
	2023	1	2	-	1	-	-	-	-	2	-	-	-	6	▲	6
Protective Orders	2024	-	-	-	-	-	-	-	1	-	-	1	-	2	-67%	2
	2023	-	2	1	-	-	1	-	-	1	-	1	-	6	▼	6
Uncontested Divorce	2024	3	3	5	5	4	3	3	2	2	2	4	4	40	-7%	40
	2023	4	3	3	5	4	2	4	1	4	3	4	6	43	▼	43

CPSS-CCMS-10.01 CASELOAD STATISTICS OF THE CIRCUIT COURTS

Richmond

January 2023 -- December 2024 Filings

Alexandria and Fairfax Circuit are not Included in State Totals.

Dashboard		Monthly Filings Summary		Jan --- Dec Filings	
Court: Richmond Circuit	Circuit/Court ID: 13 213760			12,327	12,461
Start/End Date: Jan-23 / Dec-24	Type of Case: Filings			2024	2023
2023 Average Month: 1,038	2024 Average Month: 1,027				
Jan-Dec 2023: 12,461	Jan-Dec 2024 : 12,327				
Filings Trending: ↔	Overall AVG. Month: 1,033				

Filings by Division																
Divisions		Jan	Feb	Mar	Apr	May	Jun	Jul	Aug	Sep	Oct	Nov	Dec	Thru Dec	% Change	Total
Total	2024	1,093	1,104	1,035	1,161	1,091	846	1,109	1,025	1,042	1,142	859	820	12,327	-1%	12,327
	2023	1,113	1,067	1,234	999	1,172	1,086	953	1,039	864	1,134	926	874	12,461	▼	12,461
Civil	2024	221	220	203	195	177	220	228	260	185	219	181	164	2,473	4%	2,473
	2023	225	244	244	201	213	191	158	186	165	221	159	161	2,368	▲	2,368
Criminal	2024	365	296	274	346	399	274	350	269	314	368	197	300	3,752	1%	3,752
	2023	311	265	374	275	366	353	254	333	240	392	285	254	3,702	▲	3,702
Concealed Handgun Permits	2024	112	121	122	137	101	84	107	111	87	136	107	95	1,320	-12%	1,320
	2023	162	145	176	136	144	116	104	102	89	103	100	115	1,492	▼	1,492
Miscellaneous/ Other	2024	392	463	431	479	411	266	420	379	454	415	370	257	4,737	-3%	4,737
	2023	408	410	438	384	447	424	432	414	365	418	379	342	4,861	▼	4,861
Others	2024	3	4	5	4	3	2	4	6	2	4	4	4	45	18%	45
	2023	7	3	2	3	2	2	5	4	5	-	3	2	38	▲	38

Filings by Case Category																
Case Categories		Jan	Feb	Mar	Apr	May	Jun	Jul	Aug	Sep	Oct	Nov	Dec	Thru Dec	% Change	Total
Administrative Law	2024	6	3	9	1	3	2	3	3	5	7	5	5	52	16%	52
	2023	2	4	5	3	7	3	5	3	3	5	1	4	45	▲	45
Aggravated Murder	2024	1	-	-	-	-	-	-	-	-	-	1	-	2	0%	2
	2023	1	-	-	-	-	-	-	1	-	-	-	-	2	↔	2
Contested Divorce	2024	15	8	14	15	8	10	15	13	7	5	9	10	129	3%	129
	2023	9	7	18	10	11	12	12	10	11	10	7	8	125	▲	125
Domestic and Family - Level 1	2024	7	17	15	9	5	4	11	16	7	16	17	5	129	-10%	129
	2023	9	26	13	15	8	13	10	8	11	16	7	8	144	▼	144
Domestic and Family - Level 2	2024	18	20	12	11	9	11	12	18	10	15	5	9	150	-14%	150
	2023	14	13	10	17	23	19	10	14	16	15	16	8	175	▼	175
Felonies and Related Matters	2024	289	236	202	275	323	210	271	208	267	297	129	234	2,941	5%	2,941
	2023	247	201	276	199	290	261	183	269	157	312	212	202	2,809	▲	2,809
General Civil - Level 1	2024	5	3	8	6	3	6	10	9	9	4	5	4	72	-17%	72
	2023	9	6	3	6	9	6	7	11	6	5	8	11	87	▼	87
General Civil - Level 2	2024	127	103	99	103	107	141	122	151	84	122	98	92	1,349	15%	1,349
	2023	107	113	110	107	94	91	72	97	79	124	90	92	1,176	▲	1,176
General Civil - Level 3	2024	40	33	39	44	24	35	50	42	39	36	44	27	453	10%	453
	2023	52	52	46	25	31	26	35	31	38	31	22	24	413	▲	413
Miscellaneous Civil	2024	260	321	305	318	253	190	319	261	308	303	321	254	3,413	-2%	3,413
	2023	331	307	367	320	331	271	298	252	260	257	272	228	3,494	▼	3,494
Misdemeanor	2024	44	31	48	35	50	37	44	32	40	48	42	45	496	-7%	496
	2023	34	43	57	51	37	60	36	31	53	54	49	28	533	▼	533
Other	2024	206	240	222	269	245	144	179	206	212	229	130	75	2,357	-10%	2,357
	2023	224	233	237	190	240	244	214	241	175	234	187	208	2,627	▼	2,627
Other Criminally Related Matters	2024	40	35	32	42	33	31	47	35	21	31	31	32	410	-4%	410
	2023	36	27	47	29	47	42	39	38	33	34	29	27	428	▼	428
Probates/Wills & Trusts - Level 1	2024	1	-	1	-	-	-	1	-	-	1	1	-	5	-29%	5
	2023	-	-	1	-	-	3	1	-	-	1	-	1	7	▼	7
Probates/Wills & Trusts - Level 2	2024	13	29	6	7	6	7	7	7	8	9	6	8	113	31%	113
	2023	9	5	13	8	6	6	8	6	4	9	9	3	86	▲	86
Uncontested Divorce	2024	21	25	23	26	22	18	18	24	25	19	15	20	256	-17%	256
	2023	29	30	31	19	38	29	23	27	18	27	17	22	310	▼	310

This report reflects the case management system. Numbers will update as reports are refreshed and posted. The case types reported may not necessitate judicial involvement.

Dashboard	Monthly Filings Summary	Jan --- Dec Filings				
<p>Court: Henrico Circuit Start/End Date: Jan-23 / Dec-24 2023 Average Month: 1,450 Jan-Dec 2023: 17,400 Filings Trending: ▲</p> <p>Circuit/Court ID: 14 214087 Type of Case: Filings 2024 Average Month: 1,515 Jan-Dec 2024 : 18,178 Overall AVG. Month: 1,482</p>	<p>Jan 23 - Dec 24</p>	<table border="1" style="margin: auto;"> <tr> <td style="width:50%; text-align: center;">18,178</td> <td style="width:50%; text-align: center;">17,400</td> </tr> <tr> <td style="width:50%; text-align: center;">2024</td> <td style="width:50%; text-align: center;">2023</td> </tr> </table>	18,178	17,400	2024	2023
18,178	17,400					
2024	2023					

Filings by Division																
Divisions		Jan	Feb	Mar	Apr	May	Jun	Jul	Aug	Sep	Oct	Nov	Dec	Thru Dec	% Change	Total
Total	2024	1,422	1,588	1,583	1,454	1,596	1,492	1,699	1,511	1,440	1,696	1,329	1,368	18,178	4%	18,178
	2023	1,391	1,294	1,600	1,251	1,672	1,615	1,412	1,586	1,351	1,516	1,497	1,215	17,400	▲	17,400
Civil	2024	209	177	178	208	211	246	172	217	186	209	159	203	2,375	4%	2,375
	2023	193	189	219	186	238	226	155	211	194	167	183	129	2,290	▲	2,290
Criminal	2024	519	445	590	517	633	471	620	409	550	610	516	439	6,319	5%	6,319
	2023	535	502	574	349	500	520	484	560	495	413	613	467	6,012	▲	6,012
Concealed Handgun Permits	2024	372	314	331	293	272	267	285	264	272	325	299	268	3,562	-2%	3,562
	2023	380	356	420	284	310	255	285	247	256	310	293	238	3,634	▼	3,634
Miscellaneous/Other	2024	313	643	480	433	477	503	611	617	427	548	350	454	5,856	8%	5,856
	2023	280	243	383	429	621	610	481	562	400	621	402	375	5,407	▲	5,407
Others	2024	9	9	4	3	3	5	11	4	5	4	5	4	66	16%	66
	2023	3	4	4	3	3	4	7	6	6	5	6	6	57	▲	57

Filings by Case Category																
Case Categories		Jan	Feb	Mar	Apr	May	Jun	Jul	Aug	Sep	Oct	Nov	Dec	Thru Dec	% Change	Total
Administrative Law	2024	-	-	-	-	2	-	1	3	-	1	2	2	11	-58%	11
	2023	3	4	1	-	1	3	2	5	1	3	2	1	26	▼	26
Aggravated Murder	2024	1	-	-	1	-	1	-	-	-	-	-	-	3	3	3
	2023	-	-	-	-	-	-	-	-	-	-	-	-	0	↔	0
Contested Divorce	2024	28	13	21	24	24	22	19	21	14	25	21	20	252	-4%	252
	2023	26	25	22	22	31	21	12	34	22	18	13	17	263	▼	263
Domestic and Family - Level 1	2024	22	15	24	17	14	22	10	31	16	25	11	17	224	4%	224
	2023	27	15	16	15	22	35	17	9	18	14	19	9	216	▲	216
Domestic and Family - Level 2	2024	7	3	9	6	8	14	5	11	9	8	7	12	99	74%	99
	2023	6	7	5	5	7	2	2	4	5	5	7	2	57	▲	57
Felonies and Related Matters	2024	334	285	409	318	407	285	400	267	374	390	331	275	4,075	4%	4,075
	2023	355	334	385	210	317	354	305	348	329	250	407	313	3,907	▲	3,907
General Civil - Level 1	2024	6	5	3	5	1	5	2	10	3	1	2	4	47	18%	47
	2023	-	6	3	2	7	4	2	3	6	3	2	2	40	▲	40
General Civil - Level 2	2024	58	67	67	77	72	108	56	76	66	65	59	68	839	1%	839
	2023	56	66	86	72	94	83	54	69	76	64	67	43	830	▲	830
General Civil - Level 3	2024	22	20	26	21	29	25	29	33	31	30	28	45	339	31%	339
	2023	15	19	24	25	23	39	21	27	16	10	27	12	258	▲	258
Miscellaneous Civil	2024	542	524	563	503	455	481	617	516	503	556	465	458	6,183	-3%	6,183
	2023	637	568	708	503	554	500	517	470	445	544	473	460	6,379	▼	6,379
Misdemeanor	2024	162	115	150	147	187	159	165	113	153	171	128	131	1,781	11%	1,781
	2023	137	124	156	106	134	133	136	151	131	115	161	119	1,603	▲	1,603
Other	2024	133	437	224	224	285	272	288	340	185	316	165	253	3,122	21%	3,122
	2023	23	23	80	186	373	342	243	340	202	384	220	157	2,573	▲	2,573
Other Criminally Related Matters	2024	32	51	33	51	45	37	56	29	25	57	57	35	508	-5%	508
	2023	46	45	36	35	50	41	44	66	37	53	47	35	535	▼	535
Probates/Wills & Trusts - Level 1	2024	1	4	1	-	-	1	-	-	-	1	-	1	9	-47%	9
	2023	2	-	1	1	1	4	2	-	2	3	1	-	17	▼	17
Probates/Wills & Trusts - Level 2	2024	14	4	8	6	7	11	3	6	11	7	3	8	88	-11%	88
	2023	9	7	17	10	11	11	4	6	7	5	6	6	99	▼	99
Protective Orders	2024	1	-	-	-	-	-	-	-	-	-	-	-	1	0%	1
	2023	-	-	-	-	-	1	-	-	-	-	-	-	1	↔	1
Uncontested Divorce	2024	59	45	45	54	60	49	48	55	50	43	50	39	597	0%	597
	2023	49	51	60	59	47	42	51	54	54	45	45	39	596	▲	596

This report reflects the case management system. Numbers will update as reports are refreshed and posted. The case types reported may not necessitate judicial involvement.

Dashboard		Monthly Filings Summary		Jan --- Dec Filings	
Court: Caroline Circuit	Circuit/Court ID: 15 215033				
Start/End Date: Jan-23 / Dec-24	Type of Case: Filings				
2023 Average Month: 175	2024 Average Month: 152				
Jan-Dec 2023: 2,097	Jan-Dec 2024 : 1,828				
Filings Trending: ▼	Overall AVG. Month: 164				

Filings by Division																
Divisions		Jan	Feb	Mar	Apr	May	Jun	Jul	Aug	Sep	Oct	Nov	Dec	Thru Dec	% Change	Total
Total	2024	167	152	232	162	136	152	154	121	153	143	122	134	1,828	-13%	1,828
	2023	172	166	201	157	265	152	152	194	179	184	136	139	2,097	▼	2,097
Civil	2024	16	29	31	19	20	22	21	17	17	17	17	10	236	-1%	236
	2023	18	20	16	22	29	24	14	22	18	16	14	25	238	▼	238
Criminal	2024	68	48	72	51	26	65	65	40	63	48	39	31	616	-18%	616
	2023	53	55	59	34	132	61	69	59	70	84	41	38	755	▼	755
Concealed Handgun Permits	2024	61	57	88	50	44	43	45	47	54	61	43	46	639	-11%	639
	2023	74	66	91	60	63	40	41	74	61	48	57	47	722	▼	722
Miscellaneous/Other	2024	22	18	41	42	46	21	23	17	19	17	23	47	336	-10%	336
	2023	27	22	34	39	41	27	28	39	29	36	24	28	374	▼	374
Others	2024	-	-	-	-	-	1	-	-	-	-	-	-	1	-88%	1
	2023	-	3	1	2	-	-	-	-	1	-	-	-	8	▼	8

Filings by Case Category																
Case Categories		Jan	Feb	Mar	Apr	May	Jun	Jul	Aug	Sep	Oct	Nov	Dec	Thru Dec	% Change	Total
Administrative Law	2024	1	-	-	-	-	-	-	1	-	-	-	-	2	100%	2
	2023	-	-	-	-	-	-	-	-	1	-	-	-	1	▲	1
Contested Divorce	2024	2	-	1	2	2	3	2	3	1	3	-	2	21	17%	21
	2023	-	1	2	-	2	1	1	5	3	1	-	2	18	▲	18
Domestic and Family - Level 1	2024	2	2	5	3	3	2	3	5	1	3	2	1	32	10%	32
	2023	2	5	1	1	1	3	1	1	2	-	3	9	29	▲	29
Domestic and Family - Level 2	2024	2	8	-	-	-	1	-	2	1	3	1	-	18	-42%	18
	2023	2	-	-	1	16	8	-	1	-	1	1	1	31	▼	31
Felonies and Related Matters	2024	34	30	38	24	11	35	27	19	40	26	23	15	322	-34%	322
	2023	30	36	37	27	90	34	56	31	42	55	25	24	487	▼	487
General Civil - Level 1	2024	-	-	1	-	-	-	-	-	-	-	-	-	1	0%	1
	2023	-	-	-	-	1	-	-	-	-	-	-	-	1	↔	1
General Civil - Level 2	2024	5	3	5	2	5	7	9	5	5	4	6	2	58	5%	58
	2023	3	6	3	5	5	4	2	8	3	6	4	6	55	▲	55
General Civil - Level 3	2024	2	8	14	5	9	1	3	-	2	2	3	2	51	42%	51
	2023	5	2	3	9	2	1	3	5	1	1	2	2	36	▲	36
Miscellaneous Civil	2024	80	72	101	69	62	59	66	62	72	78	65	58	844	-10%	844
	2023	89	81	104	73	88	59	58	94	82	71	76	64	939	▼	939
Misdemeanor	2024	23	12	29	16	10	27	36	14	22	16	16	13	234	1%	234
	2023	16	17	18	4	38	21	12	25	24	29	14	14	232	▲	232
Other	2024	-	1	26	24	23	4	-	-	-	-	-	35	113	-33%	113
	2023	13	11	21	27	17	8	10	18	12	14	4	13	168	▼	168
Other Criminally Related Matters	2024	11	6	5	11	5	3	2	7	1	6	-	3	60	58%	60
	2023	7	3	4	3	4	6	1	3	4	-	2	1	38	▲	38
Probates/Wills & Trusts - Level 1	2024	-	1	-	-	-	2	-	-	-	-	-	-	3	200%	3
	2023	-	-	-	-	-	-	-	-	1	-	-	-	1	▲	1
Probates/Wills & Trusts - Level 2	2024	-	1	4	1	1	1	-	1	-	-	2	-	11	-8%	11
	2023	-	-	2	-	-	2	6	-	-	-	2	-	12	▼	12
Uncontested Divorce	2024	5	8	3	5	5	7	6	2	8	2	4	3	58	18%	58
	2023	5	4	6	7	1	5	2	3	4	6	3	3	49	▲	49

This report reflects the case management system. Numbers will update as reports are refreshed and posted. The case types reported may not necessitate judicial involvement.

Dashboard	Monthly Filings Summary	Jan --- Dec Filings				
<p>Court: Essex Circuit Start/End Date: Jan-23 / Dec-24 2023 Average Month: 62 Jan-Dec 2023: 742 Filings Trending: ▼</p> <p>Circuit/Court ID: 15 215057 Type of Case: Filings 2024 Average Month:57 Jan-Dec 2024 : 679 Overall AVG. Month: 59</p>	<p style="font-weight: bold; font-size: 1.2em;">Jan 23 - Dec 24</p>	<table border="1" style="margin: auto;"> <tr> <td style="width: 50%; text-align: center;">679</td> <td style="width: 50%; text-align: center;">742</td> </tr> <tr> <td style="text-align: center;">2024</td> <td style="text-align: center;">2023</td> </tr> </table>	679	742	2024	2023
679	742					
2024	2023					

Filings by Division																
Divisions		Jan	Feb	Mar	Apr	May	Jun	Jul	Aug	Sep	Oct	Nov	Dec	Thru Dec	% Change	Total
Total	2024	65	36	51	70	47	54	53	42	54	92	56	59	679	-8%	679
	2023	62	60	114	52	51	58	29	55	109	67	42	43	742	▼	742
Civil	2024	5	6	13	13	12	7	6	7	5	10	9	9	102	9%	102
	2023	12	7	7	9	15	6	9	11	2	10	2	4	94	▲	94
Criminal	2024	16	4	5	20	11	19	22	7	19	40	20	12	195	-21%	195
	2023	10	3	56	20	7	16	3	17	61	22	9	22	246	▼	246
Concealed Handgun Permits	2024	28	14	18	23	19	13	12	11	18	21	21	18	216	-9%	216
	2023	25	30	29	12	11	25	15	13	30	20	16	12	238	▼	238
Miscellaneous/Other	2024	16	12	15	14	5	15	13	17	12	21	6	20	166	2%	166
	2023	15	20	22	11	18	11	2	14	16	15	14	5	163	▲	163
Others	2024	-	-	-	-	-	-	-	-	-	-	-	-	0	-100%	0
	2023	-	-	-	-	-	-	-	-	-	-	1	-	1	▼	1

Filings by Case Category																
Case Categories		Jan	Feb	Mar	Apr	May	Jun	Jul	Aug	Sep	Oct	Nov	Dec	Thru Dec	% Change	Total
Administrative Law	2024	-	-	-	-	-	-	-	-	-	-	2	-	2	100%	2
	2023	-	-	-	-	-	-	1	-	-	-	-	-	1	▲	1
Contested Divorce	2024	-	-	-	-	-	1	-	1	-	1	-	1	4	-50%	4
	2023	1	2	2	1	1	1	-	-	-	-	-	-	8	▼	8
Domestic and Family - Level 1	2024	-	-	7	2	4	-	-	4	-	4	3	-	24	26%	24
	2023	1	-	1	-	6	-	1	9	-	-	-	1	19	▲	19
Domestic and Family - Level 2	2024	-	-	-	-	-	-	1	1	-	-	-	7	9	29%	9
	2023	1	-	1	2	2	-	-	-	-	1	-	-	7	▲	7
Felonies and Related Matters	2024	13	3	2	10	8	13	21	3	12	29	16	9	139	-27%	139
	2023	7	2	41	17	7	13	2	9	60	12	5	15	190	▼	190
General Civil - Level 1	2024	-	-	-	-	-	-	-	-	-	-	-	-	0	-100%	0
	2023	-	-	-	1	-	1	-	-	-	-	1	-	3	▼	3
General Civil - Level 2	2024	3	2	1	3	2	4	-	1	3	4	1	-	24	33%	24
	2023	2	-	1	6	2	1	-	-	1	2	1	2	18	▲	18
General Civil - Level 3	2024	-	2	2	5	1	1	2	-	1	-	2	1	17	-29%	17
	2023	4	1	2	1	3	-	4	1	1	6	1	-	24	▼	24
Miscellaneous Civil	2024	32	15	23	26	19	17	14	18	25	26	21	24	260	-7%	260
	2023	29	32	33	15	16	27	17	14	33	26	22	15	279	▼	279
Misdemeanor	2024	3	-	-	8	2	1	-	2	2	10	1	3	32	33%	32
	2023	3	1	2	-	-	-	1	4	-	8	2	3	24	▲	24
Other	2024	12	11	11	11	5	10	11	10	5	16	7	13	122	5%	122
	2023	11	18	17	6	13	8	-	12	12	8	9	2	116	▲	116
Other Criminally Related Matters	2024	-	1	3	2	1	5	1	2	5	1	3	-	24	-29%	24
	2023	-	-	13	3	-	3	2	4	1	2	2	4	34	▼	34
Probates/Wills & Trusts - Level 1	2024	-	1	-	-	-	-	-	-	-	-	-	-	1	1	1
	2023	-	-	-	-	-	-	-	-	-	-	-	-	0	↔	0
Probates/Wills & Trusts - Level 2	2024	1	-	-	1	-	-	1	-	1	-	-	1	5	400%	5
	2023	-	-	-	-	-	-	-	-	-	-	-	-	1	▲	1
Uncontested Divorce	2024	1	1	2	2	5	2	2	-	-	1	-	-	16	-11%	16
	2023	3	4	1	-	1	4	1	2	1	1	-	-	18	▼	18


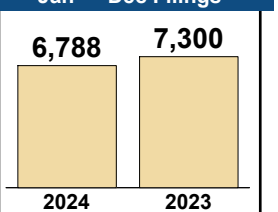
This report reflects the case management system. Numbers will update as reports are refreshed and posted. The case types reported may not necessitate judicial involvement.

CPSS-CCMS-10.01 CASELOAD STATISTICS OF THE CIRCUIT COURTS

Hanover

January 2023 -- December 2024 Filings

Alexandria and Fairfax Circuit are not Included in State Totals.

Dashboard	Monthly Filings Summary	Jan --- Dec Filings
<p>Court: Hanover Circuit Start/End Date: Jan-23 / Dec-24 2023 Average Month: 608 Jan-Dec 2023: 7,300 Filings Trending: ▼</p>	<p>Circuit/Court ID: 15 215085 Type of Case: Filings 2024 Average Month: 566 Jan-Dec 2024 : 6,788 Overall AVG. Month: 587</p>  <p style="text-align: center;">Jan 23 - Dec 24</p>	<p style="text-align: center;">6,788 7,300</p>  <p style="text-align: center;">2024 2023</p>

Filings by Division																
Divisions		Jan	Feb	Mar	Apr	May	Jun	Jul	Aug	Sep	Oct	Nov	Dec	Thru Dec	% Change	Total
Total	2024	635	675	611	489	604	466	550	534	512	688	508	516	6,788	-7%	6,788
	2023	710	554	803	541	654	609	499	666	629	561	542	532	7,300	▼	7,300
Civil	2024	126	129	127	134	99	92	101	90	115	122	101	79	1,315	-5%	1,315
	2023	82	94	150	99	130	145	102	151	119	116	93	104	1,385	▼	1,385
Criminal	2024	211	253	218	141	230	199	183	209	165	228	177	164	2,378	-13%	2,378
	2023	225	184	274	199	271	215	177	284	261	195	221	236	2,742	▼	2,742
Concealed Handgun Permits	2024	251	208	199	156	146	119	157	154	172	238	182	185	2,167	-5%	2,167
	2023	291	216	248	192	176	172	139	161	158	199	171	154	2,277	▼	2,277
Miscellaneous/ Other	2024	47	85	65	58	129	56	109	80	60	100	48	88	925	4%	925
	2023	112	60	130	51	77	77	81	69	90	51	57	38	893	▲	893
Others	2024	-	-	2	-	-	-	-	1	-	-	-	-	3	0%	3
	2023	-	-	1	-	-	-	-	1	1	-	-	-	3	↔	3

Filings by Case Category																
Case Categories		Jan	Feb	Mar	Apr	May	Jun	Jul	Aug	Sep	Oct	Nov	Dec	Thru Dec	% Change	Total
Administrative Law	2024	1	2	1	-	1	-	-	-	1	-	-	2	8	60%	8
	2023	-	1	-	1	-	-	-	-	-	2	1	-	5	▲	5
Aggravated Murder	2024	-	-	-	-	-	-	-	-	-	-	-	-	0	-100%	0
	2023	-	-	-	-	2	-	-	-	-	-	-	-	2	▼	2
Contested Divorce	2024	16	18	21	17	13	15	15	19	11	19	21	10	195	-13%	195
	2023	15	14	29	22	22	27	17	20	12	16	13	18	225	▼	225
Domestic and Family - Level 1	2024	5	5	5	3	6	6	4	6	5	10	5	5	65	-11%	65
	2023	3	2	7	2	5	6	11	7	10	9	5	6	73	▼	73
Domestic and Family - Level 2	2024	6	2	5	15	8	6	11	10	5	3	7	2	80	5%	80
	2023	2	4	7	1	13	9	7	10	10	6	5	2	76	▲	76
Felonies and Related Matters	2024	127	149	121	74	142	132	99	118	127	129	115	108	1,441	-10%	1,441
	2023	132	89	167	129	163	118	109	161	166	111	142	118	1,605	▼	1,605
General Civil - Level 1	2024	-	-	-	1	-	1	-	-	-	-	1	1	4	-33%	4
	2023	-	-	-	1	-	1	2	-	-	1	-	1	6	▼	6
General Civil - Level 2	2024	34	41	37	38	21	18	25	18	33	26	15	16	322	-9%	322
	2023	16	15	35	19	25	36	14	54	38	43	23	37	355	▼	355
General Civil - Level 3	2024	10	6	8	5	4	5	11	2	3	17	7	11	89	14%	89
	2023	4	9	3	4	6	13	6	12	6	2	8	5	78	▲	78
Miscellaneous Civil	2024	294	292	261	215	277	170	260	221	226	331	225	272	3,044	-3%	3,044
	2023	400	276	371	239	254	248	213	226	244	250	219	195	3,135	▼	3,135
Misdemeanor	2024	75	91	86	59	83	59	70	82	36	83	56	51	831	-21%	831
	2023	85	87	100	64	101	87	63	107	90	79	75	115	1,053	▼	1,053
Other	2024	5	6	6	3	2	3	2	3	5	3	6	5	49	-13%	49
	2023	3	4	7	7	4	5	3	6	4	2	3	8	56	▼	56
Other Criminally Related Matters	2024	9	13	11	8	5	8	14	9	9	17	6	6	115	24%	115
	2023	8	8	8	6	9	10	8	16	7	5	5	3	93	▲	93
Probates/Wills & Trusts - Level 1	2024	-	1	1	-	-	-	1	1	-	-	-	-	4	-56%	4
	2023	-	-	1	1	1	2	-	1	2	1	-	-	9	▼	9
Probates/Wills & Trusts - Level 2	2024	6	6	3	2	-	4	4	2	2	2	5	-	36	44%	36
	2023	2	1	5	4	5	2	2	1	1	-	2	2	25	▲	25
Uncontested Divorce	2024	47	43	45	49	42	39	34	43	49	48	39	27	505	0%	505
	2023	40	44	63	41	44	45	46	45	37	35	42	22	504	▲	504

This report reflects the case management system. Numbers will update as reports are refreshed and posted. The case types reported may not necessitate judicial involvement.

CPSS-CCMS-10.01 CASELOAD STATISTICS OF THE CIRCUIT COURTS

King George

January 2023 -- December 2024 Filings

Alexandria and Fairfax Circuit are not Included in State Totals.

Dashboard		Monthly Filings Summary		Jan --- Dec Filings	
Court: King George Circuit	Circuit/Court ID: 15 215099				
Start/End Date: Jan-23 / Dec-24	Type of Case: Filings				
2023 Average Month: 142	2024 Average Month: 143				
Jan-Dec 2023: 1,700	Jan-Dec 2024 : 1,710				
Filings Trending: ↔	Overall AVG. Month: 142				

Filings by Division																
Divisions		Jan	Feb	Mar	Apr	May	Jun	Jul	Aug	Sep	Oct	Nov	Dec	Thru Dec	% Change	Total
Total	2024	207	119	130	172	112	136	146	137	133	185	110	123	1,710	1%	1,710
	2023	180	166	155	118	112	133	158	121	134	192	111	120	1,700	▲	1,700
Civil	2024	14	13	18	28	16	9	8	11	15	21	10	17	180	7%	180
	2023	22	15	10	12	14	10	12	10	23	11	18	11	168	▲	168
Criminal	2024	102	32	21	72	32	46	75	59	63	85	32	50	669	8%	669
	2023	70	63	51	37	21	51	76	36	45	100	25	46	621	▲	621
Concealed Handgun Permits	2024	71	52	66	52	43	63	48	49	44	71	53	42	654	-5%	654
	2023	60	71	71	49	60	58	52	59	50	66	54	40	690	▼	690
Miscellaneous/Other	2024	20	22	25	20	20	18	14	18	11	8	15	14	205	-7%	205
	2023	28	17	23	20	17	14	18	16	16	15	14	23	221	▼	221
Others	2024	-	-	-	-	1	-	1	-	-	-	-	-	2	2	2
	2023	-	-	-	-	-	-	-	-	-	-	-	-	0	↔	0

Filings by Case Category																
Case Categories		Jan	Feb	Mar	Apr	May	Jun	Jul	Aug	Sep	Oct	Nov	Dec	Thru Dec	% Change	Total
Administrative Law	2024	-	-	-	-	-	-	1	-	-	1	1	-	3	3	3
	2023	-	-	-	-	-	-	-	-	-	-	-	-	0	↔	0
Aggravated Murder	2024	-	-	-	-	-	-	-	-	-	-	-	-	0	-100%	0
	2023	-	-	1	-	-	-	-	-	-	-	-	-	1	▼	1
Contested Divorce	2024	3	3	2	1	2	2	3	1	2	4	1	3	27	42%	27
	2023	3	1	1	2	1	1	4	3	1	-	-	2	19	▲	19
Domestic and Family - Level 1	2024	3	-	1	8	2	-	-	1	-	3	2	2	22	0%	22
	2023	-	7	2	2	1	4	1	1	4	-	-	-	22	↔	22
Domestic and Family - Level 2	2024	1	1	1	-	1	1	-	-	2	1	-	3	11	10%	11
	2023	2	-	-	-	1	-	-	1	2	3	1	-	10	▲	10
Felonies and Related Matters	2024	75	20	10	43	12	25	51	32	42	43	20	38	411	4%	411
	2023	56	25	28	24	10	36	48	27	28	64	22	28	396	▲	396
General Civil - Level 1	2024	1	-	1	-	-	-	-	-	-	-	-	-	2	0%	2
	2023	-	-	-	-	-	-	-	-	-	-	1	-	2	↔	2
General Civil - Level 2	2024	2	4	3	4	3	1	-	6	2	6	2	1	34	-8%	34
	2023	4	-	1	1	7	3	3	1	6	2	7	2	37	▼	37
General Civil - Level 3	2024	2	4	3	-	3	-	1	-	3	1	-	1	18	-25%	18
	2023	7	1	1	2	2	1	2	-	-	1	5	2	24	▼	24
Miscellaneous Civil	2024	80	63	79	62	60	78	57	60	51	79	60	50	779	-7%	779
	2023	79	83	85	65	72	68	64	71	61	76	59	57	840	▼	840
Misdemeanor	2024	26	11	8	20	19	19	20	23	21	37	9	9	222	14%	222
	2023	13	34	19	12	8	14	21	6	13	35	3	16	194	▲	194
Other	2024	8	10	12	11	6	3	6	8	3	-	8	6	81	16%	81
	2023	9	5	8	4	5	4	6	5	5	3	9	7	70	▲	70
Other Criminally Related Matters	2024	1	1	3	9	1	2	4	4	-	5	3	3	36	9%	36
	2023	1	4	3	1	3	1	7	3	7	1	-	2	33	▲	33
Probates/Wills & Trusts - Level 2	2024	-	-	-	1	2	2	-	-	4	1	1	-	11	57%	11
	2023	-	-	1	4	-	-	-	-	-	2	-	-	7	▲	7
Protective Orders	2024	1	-	-	3	-	1	-	-	-	-	-	1	6	100%	6
	2023	-	-	-	-	-	-	-	-	1	-	-	-	3	▲	3
Uncontested Divorce	2024	4	2	7	10	1	2	3	2	3	4	2	7	47	12%	47
	2023	6	6	5	1	2	1	2	3	6	4	5	1	42	▲	42

This report reflects the case management system. Numbers will update as reports are refreshed and posted. The case types reported may not necessitate judicial involvement.

Dashboard	Monthly Filings Summary	Jan --- Dec Filings				
<p>Court: Lancaster Circuit Start/End Date: Jan-23 / Dec-24 2023 Average Month: 64 Jan-Dec 2023: 765 Filings Trending: ▼</p> <p>Circuit/Court ID: 15 215103 Type of Case: Filings 2024 Average Month: 60 Jan-Dec 2024 : 724 Overall AVG. Month: 62</p>	<p>Jan 23 - Dec 24</p>	<table border="1" style="margin: auto;"> <tr> <td style="width: 50px; height: 50px; background-color: #f0e68c; text-align: center; font-weight: bold;">724</td> <td style="width: 50px; height: 50px; background-color: #f0e68c; text-align: center; font-weight: bold;">765</td> </tr> <tr> <td style="text-align: center; font-size: small;">2024</td> <td style="text-align: center; font-size: small;">2023</td> </tr> </table>	724	765	2024	2023
724	765					
2024	2023					

Filings by Division																
Divisions		Jan	Feb	Mar	Apr	May	Jun	Jul	Aug	Sep	Oct	Nov	Dec	Thru Dec	% Change	Total
Total	2024	99	70	45	81	40	38	56	39	71	71	68	46	724	-5%	724
	2023	63	81	70	59	64	47	88	45	68	88	33	59	765	▼	765
Civil	2024	18	7	4	8	6	11	5	5	10	4	13	6	97	28%	97
	2023	3	4	7	10	13	5	4	8	2	5	3	12	76	▲	76
Criminal	2024	51	36	14	41	7	7	27	13	27	34	20	10	287	-7%	287
	2023	24	34	12	25	17	14	54	15	36	52	8	17	308	▼	308
Concealed Handgun Permits	2024	17	20	18	23	15	12	17	6	23	22	25	19	217	-18%	217
	2023	25	31	41	16	18	16	23	10	23	20	19	22	264	▼	264
Miscellaneous/ Other	2024	13	7	9	9	12	8	7	15	11	11	10	11	123	5%	123
	2023	11	12	10	8	16	12	7	12	7	11	3	8	117	▲	117

Filings by Case Category																
Case Categories		Jan	Feb	Mar	Apr	May	Jun	Jul	Aug	Sep	Oct	Nov	Dec	Thru Dec	% Change	Total
Administrative Law	2024	-	-	1	-	-	-	-	-	-	-	-	-	1	0%	1
	2023	1	-	-	-	-	-	-	-	-	-	-	-	1	↔	1
Contested Divorce	2024	-	-	-	1	-	2	-	1	-	1	3	-	8	60%	8
	2023	-	-	1	2	-	-	-	-	1	-	-	1	5	▲	5
Domestic and Family - Level 1	2024	-	-	-	-	-	5	2	-	-	-	-	-	7	-13%	7
	2023	-	-	1	2	-	-	-	3	-	-	1	1	8	▼	8
Domestic and Family - Level 2	2024	-	-	2	-	1	-	-	3	-	1	-	-	7	600%	7
	2023	-	-	-	-	-	-	-	1	-	-	-	-	1	▲	1
Felonies and Related Matters	2024	39	15	12	24	7	5	20	11	19	23	19	6	200	-13%	200
	2023	12	27	12	17	11	13	41	8	30	40	2	17	230	▼	230
General Civil - Level 1	2024	-	1	-	-	-	-	-	-	1	-	1	-	3	0%	3
	2023	-	-	1	-	-	-	-	-	-	-	-	2	3	↔	3
General Civil - Level 2	2024	4	3	-	4	-	4	3	-	5	2	3	4	32	60%	32
	2023	-	2	2	2	3	1	1	3	1	3	-	2	20	▲	20
General Civil - Level 3	2024	14	1	1	2	2	-	-	2	1	-	2	1	26	-4%	26
	2023	-	1	1	3	8	3	-	2	1	3	-	5	27	▼	27
Miscellaneous Civil	2024	21	24	24	30	26	18	22	14	28	29	31	28	295	-14%	295
	2023	30	41	46	21	29	27	25	21	27	26	22	27	342	▼	342
Misdemeanor	2024	10	20	2	16	-	-	5	1	7	11	-	3	75	23%	75
	2023	11	2	-	7	2	-	11	6	6	10	6	-	61	▲	61
Other	2024	9	2	1	1	2	1	1	5	7	4	6	2	41	17%	41
	2023	6	1	5	2	6	-	7	-	2	3	-	3	35	▲	35
Other Criminally Related Matters	2024	2	1	-	2	-	2	2	1	3	-	1	1	15	-17%	15
	2023	1	5	-	1	4	1	2	1	-	2	1	-	18	▼	18
Probates/Wills & Trusts - Level 2	2024	-	1	-	-	-	-	-	-	-	-	-	-	1	-75%	1
	2023	1	-	1	-	1	-	-	-	-	1	-	-	4	▼	4
Uncontested Divorce	2024	-	2	2	1	2	1	1	1	-	-	2	1	13	30%	13
	2023	1	2	-	2	-	2	1	-	-	-	1	1	10	▲	10

This report reflects the case management system. Numbers will update as reports are refreshed and posted. The case types reported may not necessitate judicial involvement.

Dashboard		Monthly Filings Summary		Jan --- Dec Filings	
<p>Court: Northumberland Circuit Start/End Date: Jan-23 / Dec-24 2023 Average Month: 73 Jan-Dec 2023: 879 Filings Trending: ▼</p>	<p>Circuit/Court ID: 15 215133 Type of Case: Filings 2024 Average Month:65 Jan-Dec 2024 : 775 Overall AVG. Month: 69</p>	<p style="font-weight: bold; font-size: 1.2em;">Jan 23 - Dec 24</p>		<div style="display: flex; justify-content: space-around; align-items: center;"> <div style="text-align: center;"> <p style="font-weight: bold; font-size: 1.5em;">775</p> <p style="font-size: 0.8em;">2024</p> </div> <div style="text-align: center;"> <p style="font-weight: bold; font-size: 1.5em;">879</p> <p style="font-size: 0.8em;">2023</p> </div> </div>	

Filings by Division																
Divisions		Jan	Feb	Mar	Apr	May	Jun	Jul	Aug	Sep	Oct	Nov	Dec	Thru Dec	% Change	Total
Total	2024	63	57	68	56	68	43	138	49	72	74	41	46	775	-12%	775
	2023	81	66	121	53	63	50	67	54	89	80	57	98	879	▼	879
Civil	2024	5	7	10	8	7	8	14	2	8	10	4	5	88	-24%	88
	2023	20	12	17	10	9	7	6	13	4	8	6	4	116	▼	116
Criminal	2024	16	13	6	8	23	9	91	7	17	23	14	14	241	6%	241
	2023	15	3	33	6	11	9	24	6	55	25	18	23	228	▲	228
Concealed Handgun Permits	2024	31	26	31	32	22	17	20	31	30	31	18	18	307	3%	307
	2023	38	26	34	23	26	22	24	22	17	30	22	13	297	▲	297
Miscellaneous/ Other	2024	11	11	21	8	16	9	13	9	17	10	5	9	139	-41%	139
	2023	8	25	37	14	17	12	13	13	13	16	10	58	236	▼	236
Others	2024	-	-	-	-	-	-	-	-	-	-	-	-	0	-100%	0
	2023	-	-	-	-	-	-	-	-	-	1	1	-	2	▼	2

Filings by Case Category																
Case Categories		Jan	Feb	Mar	Apr	May	Jun	Jul	Aug	Sep	Oct	Nov	Dec	Thru Dec	% Change	Total
Administrative Law	2024	-	-	-	-	-	-	-	-	1	-	-	-	1	0%	1
	2023	-	-	-	-	-	-	-	1	-	-	-	-	1	↔	1
Contested Divorce	2024	-	-	1	1	-	-	-	-	2	1	2	-	7	-22%	7
	2023	1	-	2	-	2	1	-	2	-	1	-	-	9	▼	9
Domestic and Family - Level 1	2024	-	-	-	-	-	-	1	-	-	-	-	-	1	-92%	1
	2023	7	2	2	1	-	-	-	1	-	-	-	-	13	▼	13
Domestic and Family - Level 2	2024	-	-	-	-	-	-	-	-	-	-	-	1	1	-50%	1
	2023	-	-	-	-	-	-	-	-	-	1	1	-	2	▼	2
Felonies and Related Matters	2024	10	9	1	4	20	6	76	6	15	20	12	9	188	0%	188
	2023	6	2	27	6	9	6	19	4	51	21	14	23	188	↔	188
General Civil - Level 1	2024	-	-	1	-	-	1	-	-	-	-	-	-	2	-60%	2
	2023	-	-	1	-	-	-	1	1	1	1	-	-	5	▼	5
General Civil - Level 2	2024	2	4	3	2	3	2	4	2	3	-	1	4	30	30%	30
	2023	3	2	5	2	-	-	1	4	-	2	2	2	23	▲	23
General Civil - Level 3	2024	1	1	1	2	2	3	6	1	2	3	-	2	24	-20%	24
	2023	1	7	1	3	6	4	3	3	1	-	1	-	30	▼	30
Miscellaneous Civil	2024	33	32	36	33	25	19	22	35	36	36	23	21	351	-1%	351
	2023	41	28	44	29	33	24	26	25	22	38	28	16	354	▼	354
Misdemeanor	2024	6	3	2	2	2	-	3	-	2	6	1	2	29	12%	29
	2023	9	1	3	1	1	1	4	-	1	2	3	-	26	▲	26
Other	2024	11	5	15	7	14	7	12	4	11	6	-	4	96	-47%	96
	2023	8	23	29	9	9	9	10	8	8	9	5	55	182	▼	182
Other Criminally Related Matters	2024	-	1	3	3	1	3	12	1	-	-	1	3	28	87%	28
	2023	-	-	3	-	1	2	1	2	3	2	1	-	15	▲	15
Probates/Wills & Trusts - Level 1	2024	-	-	-	-	-	-	-	-	-	-	-	-	0	-100%	0
	2023	-	-	-	-	-	1	-	-	-	-	-	-	1	▼	1
Probates/Wills & Trusts - Level 2	2024	-	-	1	-	-	-	-	-	-	-	-	-	1	-80%	1
	2023	-	1	-	-	-	-	-	2	-	1	-	1	5	▼	5
Uncontested Divorce	2024	-	2	4	2	1	2	2	-	-	2	1	-	16	-36%	16
	2023	5	-	4	2	2	2	2	1	2	2	2	1	25	▼	25

This report reflects the case management system. Numbers will update as reports are refreshed and posted. The case types reported may not necessitate judicial involvement.

Dashboard		Monthly Filings Summary		Jan --- Dec Filings					
<p>Court: Richmond County Circuit Start/End Date: Jan-23 / Dec-24 2023 Average Month: 42 Jan-Dec 2023: 508 Filings Trending: ▲</p>	<p>Circuit/Court ID: 15 215159 Type of Case: Filings 2024 Average Month: 48 Jan-Dec 2024 : 571 Overall AVG. Month: 45</p>			<table border="1" style="margin: auto;"> <tr> <td style="text-align: center; width: 50px;">571</td> <td style="text-align: center; width: 50px;">508</td> </tr> <tr> <td style="text-align: center;">2024</td> <td style="text-align: center;">2023</td> </tr> </table>		571	508	2024	2023
571	508								
2024	2023								

Filings by Division																
Divisions		Jan	Feb	Mar	Apr	May	Jun	Jul	Aug	Sep	Oct	Nov	Dec	Thru Dec	% Change	Total
Total	2024	47	42	42	44	25	46	51	68	52	77	46	31	571	12%	571
	2023	44	57	34	49	36	38	28	27	51	76	46	22	508	▲	508
Civil	2024	4	5	3	3	6	6	1	3	9	6	2	3	51	-12%	51
	2023	4	10	5	5	4	4	2	6	2	10	4	2	58	▼	58
Criminal	2024	20	13	12	13	1	26	34	55	25	49	19	12	279	25%	279
	2023	18	15	6	20	15	15	14	9	27	43	35	7	224	▲	224
Concealed Handgun Permits	2024	17	18	25	26	12	14	11	5	13	16	20	15	192	16%	192
	2023	18	25	21	21	11	15	7	7	16	9	3	12	165	▲	165
Miscellaneous/ Other	2024	6	6	2	2	6	-	5	5	5	6	5	1	49	-20%	49
	2023	4	7	2	3	6	4	5	5	6	14	4	1	61	▼	61

Filings by Case Category																
Case Categories		Jan	Feb	Mar	Apr	May	Jun	Jul	Aug	Sep	Oct	Nov	Dec	Thru Dec	% Change	Total
Administrative Law	2024	-	-	-	-	-	-	-	-	-	-	-	-	0	-100%	0
	2023	-	-	-	1	-	-	-	-	-	-	-	-	-	1	▼
Contested Divorce	2024	-	1	1	-	1	2	1	-	2	2	-	3	13	160%	13
	2023	-	-	-	-	-	1	-	-	-	2	2	-	5	▲	5
Domestic and Family - Level 1	2024	2	-	-	-	-	-	-	-	6	1	-	-	9	29%	9
	2023	1	2	-	1	-	-	-	-	1	2	-	-	7	▲	7
Domestic and Family - Level 2	2024	-	-	-	-	2	1	-	-	-	-	-	-	3	200%	3
	2023	-	-	-	-	-	-	-	-	-	1	-	-	1	▲	1
Felonies and Related Matters	2024	14	7	10	10	1	18	30	50	19	40	16	5	220	65%	220
	2023	8	9	3	14	11	10	10	3	11	20	32	2	133	▲	133
General Civil - Level 1	2024	-	1	1	-	-	-	-	-	-	-	-	-	2	-33%	2
	2023	-	-	-	1	2	-	-	-	-	-	-	-	3	▼	3
General Civil - Level 2	2024	-	1	1	1	4	-	-	1	-	2	-	-	10	-29%	10
	2023	-	3	2	-	2	1	-	4	-	-	-	2	14	▼	14
General Civil - Level 3	2024	2	1	-	-	-	-	-	2	-	-	-	-	5	-44%	5
	2023	-	1	-	1	2	-	-	1	1	1	2	-	9	▼	9
Miscellaneous Civil	2024	21	24	27	28	17	14	16	10	18	22	24	16	237	15%	237
	2023	22	30	23	23	13	18	10	11	20	17	6	13	206	▲	206
Misdemeanor	2024	3	5	2	3	-	7	4	5	6	9	2	6	52	-22%	52
	2023	8	6	1	4	3	4	4	4	10	21	2	-	67	▼	67
Other	2024	2	-	-	-	-	-	-	-	-	-	1	-	3	-81%	3
	2023	1	2	-	1	1	1	2	1	1	5	1	-	16	▼	16
Other Criminally Related Matters	2024	3	1	-	-	-	1	-	-	-	-	-	1	7	-71%	7
	2023	2	-	2	2	1	1	-	2	6	2	1	5	24	▼	24
Probates/Wills & Trusts - Level 1	2024	-	-	-	-	-	-	-	-	-	-	-	-	0	-100%	0
	2023	-	-	-	-	-	-	-	-	1	-	-	-	1	▼	1
Probates/Wills & Trusts - Level 2	2024	-	-	-	-	-	-	-	-	-	-	1	-	1	0%	1
	2023	-	-	-	-	-	-	1	-	-	-	-	-	1	↔	1
Uncontested Divorce	2024	-	1	-	2	-	3	-	-	1	1	1	-	9	-55%	9
	2023	2	4	3	1	1	2	1	1	-	5	-	-	20	▼	20

This report reflects the case management system. Numbers will update as reports are refreshed and posted. The case types reported may not necessitate judicial involvement.

CPSS-CCMS-10.01 CASELOAD STATISTICS OF THE CIRCUIT COURTS

Spotsylvania

January 2023 -- December 2024 Filings

Alexandria and Fairfax Circuit are not Included in State Totals.

Dashboard		Monthly Filings Summary		Jan --- Dec Filings	
Court: Spotsylvania Circuit	Circuit/Court ID: 15 215177				
Start/End Date: Jan-23 / Dec-24	Type of Case: Filings				
2023 Average Month: 790	2024 Average Month: 766				
Jan-Dec 2023: 9,485	Jan-Dec 2024 : 9,193				
Filings Trending: ▼	Overall AVG. Month: 778				

Filings by Division																
Divisions		Jan	Feb	Mar	Apr	May	Jun	Jul	Aug	Sep	Oct	Nov	Dec	Thru Dec	% Change	Total
Total	2024	812	835	774	767	805	731	753	792	748	838	676	662	9,193	-3%	9,193
	2023	1,011	774	997	698	956	696	591	735	737	930	723	637	9,485	▼	9,485
Civil	2024	83	78	85	92	133	93	106	122	99	104	64	71	1,130	11%	1,130
	2023	101	59	137	95	87	70	65	58	111	77	91	66	1,017	▲	1,017
Criminal	2024	296	379	350	291	316	329	269	314	292	340	268	224	3,668	-4%	3,668
	2023	357	311	317	244	455	290	201	325	302	468	271	272	3,813	▼	3,813
Concealed Handgun Permits	2024	309	276	244	251	228	205	247	236	240	242	225	274	2,977	-8%	2,977
	2023	410	288	392	242	289	229	230	221	195	276	251	204	3,227	▼	3,227
Miscellaneous/ Other	2024	123	101	95	132	128	104	127	118	115	148	118	92	1,401	-1%	1,401
	2023	142	115	149	116	125	107	94	131	128	109	110	95	1,421	▼	1,421
Others	2024	1	1	-	1	-	-	4	2	2	4	1	1	17	143%	17
	2023	1	1	2	1	-	-	1	-	1	-	-	-	7	▲	7

Filings by Case Category																
Case Categories		Jan	Feb	Mar	Apr	May	Jun	Jul	Aug	Sep	Oct	Nov	Dec	Thru Dec	% Change	Total
Administrative Law	2024	1	-	-	-	-	-	1	1	-	-	-	-	3	-73%	3
	2023	1	1	2	-	1	1	1	-	-	2	2	-	11	▼	11
Aggravated Murder	2024	-	-	1	-	-	-	-	-	-	-	-	-	1	1	1
	2023	-	-	-	-	-	-	-	-	-	-	-	-	0	↔	0
Contested Divorce	2024	14	12	9	10	10	12	20	8	12	16	9	9	141	25%	141
	2023	9	14	12	10	15	9	6	6	10	4	11	7	113	▲	113
Domestic and Family - Level 1	2024	10	8	18	24	50	24	12	45	15	12	7	11	236	-10%	236
	2023	40	4	61	33	20	14	9	6	30	11	23	11	262	▼	262
Domestic and Family - Level 2	2024	4	6	5	8	5	5	16	7	4	4	4	3	71	65%	71
	2023	1	2	4	2	9	2	5	3	3	5	4	3	43	▲	43
Felonies and Related Matters	2024	194	280	258	194	219	241	197	220	198	206	178	143	2,528	-1%	2,528
	2023	241	224	211	153	325	201	135	227	199	288	184	167	2,555	▼	2,555
General Civil - Level 1	2024	-	1	1	-	2	-	-	-	2	1	1	-	8	-43%	8
	2023	2	1	-	1	-	3	3	-	1	1	1	1	14	▼	14
General Civil - Level 2	2024	19	29	23	18	31	25	24	29	24	26	19	18	285	33%	285
	2023	14	14	19	17	14	18	17	18	29	22	15	18	215	▲	215
General Civil - Level 3	2024	15	3	8	4	8	5	8	10	5	17	6	10	99	-2%	99
	2023	8	6	9	9	7	8	5	7	9	13	12	8	101	▼	101
Miscellaneous Civil	2024	366	333	300	331	304	272	320	321	313	300	289	322	3,771	-4%	3,771
	2023	482	338	468	316	335	288	274	277	271	330	310	257	3,946	▼	3,946
Misdemeanor	2024	89	87	77	83	84	78	55	70	83	120	77	75	978	-8%	978
	2023	101	74	88	71	107	69	54	87	84	161	76	89	1,061	▼	1,061
Other	2024	67	44	35	55	47	33	52	31	42	89	53	40	588	-13%	588
	2023	70	60	70	43	74	46	45	68	54	56	54	39	679	▼	679
Other Criminally Related Matters	2024	13	12	14	14	14	10	17	24	13	14	14	6	165	-17%	165
	2023	15	13	19	20	23	20	12	12	19	19	11	16	199	▼	199
Probates/Wills & Trusts - Level 1	2024	-	-	-	-	-	-	-	-	1	-	-	-	1	1	1
	2023	-	-	-	-	-	-	-	-	-	-	-	-	0	↔	0
Probates/Wills & Trusts - Level 2	2024	2	2	2	3	4	6	7	1	7	4	-	3	41	-16%	41
	2023	5	5	7	2	3	1	6	6	3	3	6	2	49	▼	49
Uncontested Divorce	2024	18	18	23	23	27	20	24	25	29	29	19	22	277	17%	277
	2023	22	18	27	21	23	16	19	18	25	15	14	19	237	▲	237


This report reflects the case management system. Numbers will update as reports are refreshed and posted. The case types reported may not necessitate judicial involvement.

Dashboard	Monthly Filings Summary	Jan --- Dec Filings				
<p>Court: Stafford Circuit Start/End Date: Jan-23 / Dec-24 2023 Average Month: 699 Jan-Dec 2023: 8,389 Filings Trending: ↔</p> <p>Circuit/Court ID: 15 215179 Type of Case: Filings 2024 Average Month: 705 Jan-Dec 2024 : 8,461 Overall AVG. Month: 702</p>	<p>Jan 23 - Dec 24</p>	<table border="1" style="margin: auto;"> <tr> <td style="width:50%; text-align: center;">8,461</td> <td style="width:50%; text-align: center;">8,389</td> </tr> <tr> <td style="text-align: center;">2024</td> <td style="text-align: center;">2023</td> </tr> </table>	8,461	8,389	2024	2023
8,461	8,389					
2024	2023					

Filings by Division																
Divisions		Jan	Feb	Mar	Apr	May	Jun	Jul	Aug	Sep	Oct	Nov	Dec	Thru Dec	% Change	Total
Total	2024	767	717	869	706	611	765	678	661	692	738	599	658	8,461	1%	8,461
	2023	680	662	830	685	690	763	698	683	610	782	644	662	8,389	▲	8,389
Civil	2024	76	84	105	96	48	71	88	93	90	84	86	89	1,010	2%	1,010
	2023	83	63	99	80	93	81	69	96	70	93	83	80	990	▲	990
Criminal	2024	345	278	393	271	270	398	267	252	273	333	209	250	3,539	-1%	3,539
	2023	206	254	354	288	281	399	339	310	266	334	255	287	3,573	▼	3,573
Concealed Handgun Permits	2024	277	267	293	245	213	205	236	252	254	239	213	249	2,943	1%	2,943
	2023	299	273	299	241	246	213	216	197	201	272	231	220	2,908	▲	2,908
Miscellaneous/ Other	2024	69	88	78	94	80	91	87	63	75	82	91	70	968	6%	968
	2023	92	72	77	76	70	70	74	80	73	83	75	75	917	▲	917
Others	2024	-	-	-	-	-	-	-	1	-	-	-	-	1	0%	1
	2023	-	-	1	-	-	-	-	-	-	-	-	-	1	↔	1

Filings by Case Category																
Case Categories		Jan	Feb	Mar	Apr	May	Jun	Jul	Aug	Sep	Oct	Nov	Dec	Thru Dec	% Change	Total
Administrative Law	2024	3	-	3	-	-	2	-	2	-	-	1	2	13	-19%	13
	2023	2	1	2	2	-	2	-	3	1	1	-	2	16	▼	16
Aggravated Murder	2024	-	-	-	-	-	-	-	-	-	-	-	-	0	-100%	0
	2023	-	-	-	1	-	-	-	-	1	-	-	-	2	▼	2
Contested Divorce	2024	7	10	13	12	9	6	8	12	11	13	9	14	124	2%	124
	2023	8	9	13	8	11	11	15	12	4	10	7	14	122	▲	122
Domestic and Family - Level 1	2024	7	4	15	7	-	5	19	13	9	6	11	15	111	-26%	111
	2023	9	6	15	11	18	20	13	19	11	7	14	6	149	▼	149
Domestic and Family - Level 2	2024	7	4	7	7	5	6	4	13	6	8	6	5	78	39%	78
	2023	8	4	3	9	2	3	4	6	4	5	6	2	56	▲	56
Felonies and Related Matters	2024	251	154	264	170	183	285	197	159	155	217	134	164	2,333	-3%	2,333
	2023	139	177	235	186	191	280	218	224	183	224	155	194	2,406	▼	2,406
General Civil - Level 1	2024	-	1	1	2	1	2	2	-	1	-	1	-	11	0%	11
	2023	1	-	1	1	1	-	2	1	-	2	1	1	11	↔	11
General Civil - Level 2	2024	24	19	22	28	6	28	22	25	31	20	20	22	267	14%	267
	2023	14	21	19	19	24	16	17	29	17	27	18	13	234	▲	234
General Civil - Level 3	2024	15	12	11	11	11	6	7	7	9	15	13	10	127	9%	127
	2023	7	5	11	11	12	8	7	13	9	9	13	11	116	▲	116
Miscellaneous Civil	2024	335	349	362	331	286	286	311	307	321	312	293	310	3,803	1%	3,803
	2023	388	335	372	312	311	276	283	264	270	349	300	287	3,747	▲	3,747
Misdemeanor	2024	74	98	102	83	66	88	53	63	83	78	64	67	919	-3%	919
	2023	48	59	86	81	80	110	102	69	72	89	76	75	947	▼	947
Other	2024	1	7	5	1	-	1	-	4	1	-	2	1	23	21%	23
	2023	2	-	1	2	4	1	3	-	2	2	2	-	19	▲	19
Other Criminally Related Matters	2024	20	26	27	23	22	27	17	30	35	40	13	20	300	28%	300
	2023	21	18	33	21	12	15	19	20	11	21	24	19	234	▲	234
Probates/Wills & Trusts - Level 1	2024	1	-	-	-	1	-	-	-	-	-	-	-	2	100%	2
	2023	-	-	-	-	-	-	-	1	-	-	-	-	1	▲	1
Probates/Wills & Trusts - Level 2	2024	2	10	8	7	1	5	4	2	5	5	2	4	55	20%	55
	2023	6	4	7	1	3	3	3	2	4	5	6	2	46	▲	46
Uncontested Divorce	2024	20	23	29	24	20	18	34	24	25	24	30	24	295	4%	295
	2023	27	23	32	20	21	18	12	20	21	31	22	36	283	▲	283

This report reflects the case management system. Numbers will update as reports are refreshed and posted. The case types reported may not necessitate judicial involvement.

Dashboard	Monthly Filings Summary	Jan --- Dec Filings						
<p>Court: Westmoreland Circuit Start/End Date: Jan-23 / Dec-24 2023 Average Month: 91 Jan-Dec 2023: 1,086 Filings Trending: ↔</p>	<p>Circuit/Court ID: 15 215193 Type of Case: Filings 2024 Average Month:89 Jan-Dec 2024 : 1,069 Overall AVG. Month: 90</p>  <p style="text-align: center;">Jan 23 - Dec 24</p>	<table style="width:100%; text-align: center;"> <tr> <td style="font-size: 1.2em; font-weight: bold;">1,069</td> <td style="font-size: 1.2em; font-weight: bold;">1,086</td> </tr> <tr> <td style="border: 1px solid black; width: 50px; height: 50px; margin: 5px auto;"></td> <td style="border: 1px solid black; width: 50px; height: 50px; margin: 5px auto;"></td> </tr> <tr> <td style="font-weight: bold;">2024</td> <td style="font-weight: bold;">2023</td> </tr> </table>	1,069	1,086			2024	2023
1,069	1,086							
2024	2023							

Filings by Division																
Divisions		Jan	Feb	Mar	Apr	May	Jun	Jul	Aug	Sep	Oct	Nov	Dec	Thru Dec	% Change	Total
Total	2024	95	86	112	144	81	69	87	64	69	101	80	81	1,069	-2%	1,069
	2023	123	85	90	104	90	71	97	82	97	96	75	76	1,086	▼	1,086
Civil	2024	10	8	7	18	12	17	11	10	12	18	9	9	141	1%	141
	2023	13	10	6	12	25	12	11	16	14	7	10	4	140	▲	140
Criminal	2024	34	24	43	83	37	31	28	7	15	47	43	35	427	-5%	427
	2023	54	31	30	53	27	30	48	25	38	58	24	31	449	▼	449
Concealed Handgun Permits	2024	49	46	43	29	24	15	36	35	35	29	21	30	392	-1%	392
	2023	47	40	45	32	29	22	29	34	31	27	31	29	396	▼	396
Miscellaneous/Other	2024	2	8	18	14	7	6	12	11	7	7	7	7	106	6%	106
	2023	9	4	9	7	9	7	8	7	14	4	10	12	100	▲	100
Others	2024	-	-	1	-	1	-	-	1	-	-	-	-	3	200%	3
	2023	-	-	-	-	-	-	1	-	-	-	-	-	1	▲	1

Filings by Case Category																
Case Categories		Jan	Feb	Mar	Apr	May	Jun	Jul	Aug	Sep	Oct	Nov	Dec	Thru Dec	% Change	Total
Administrative Law	2024	-	-	-	-	-	-	-	-	-	-	-	1	1	1	1
	2023	-	-	-	-	-	-	-	-	-	-	-	-	0	↔	0
Contested Divorce	2024	2	3	2	3	1	-	3	1	1	-	1	1	18	64%	18
	2023	1	-	1	1	1	1	1	-	2	2	1	-	11	▲	11
Domestic and Family - Level 1	2024	2	1	-	8	4	9	-	2	1	17	-	-	44	-2%	44
	2023	4	1	2	1	11	6	6	9	1	2	1	1	45	▼	45
Domestic and Family - Level 2	2024	-	-	-	-	-	-	-	-	3	-	-	-	3	50%	3
	2023	-	-	-	-	1	-	-	-	1	-	-	-	2	▲	2
Felonies and Related Matters	2024	30	16	29	55	20	19	16	4	9	16	17	22	253	-13%	253
	2023	20	16	16	36	17	24	35	14	22	54	21	16	291	▼	291
General Civil - Level 1	2024	1	-	-	-	-	1	-	1	-	-	-	1	4	0%	4
	2023	-	-	1	-	1	-	2	-	-	-	-	-	4	↔	4
General Civil - Level 2	2024	-	1	-	2	1	1	6	5	2	-	1	1	20	-9%	20
	2023	-	1	3	1	1	1	3	2	3	-	3	4	22	▼	22
General Civil - Level 3	2024	4	1	2	4	4	3	5	2	3	-	5	2	35	35%	35
	2023	1	1	-	9	7	2	1	1	2	-	1	1	26	▲	26
Miscellaneous Civil	2024	50	53	56	42	29	20	44	40	40	36	27	35	472	-1%	472
	2023	55	44	50	38	37	29	35	41	43	31	39	37	479	▼	479
Misdemeanor	2024	3	5	12	15	6	4	5	1	4	6	6	5	72	-34%	72
	2023	28	10	2	16	10	4	10	8	8	4	2	7	109	▼	109
Other	2024	1	-	5	-	2	-	-	2	-	-	-	1	11	83%	11
	2023	1	-	-	-	-	1	1	-	1	-	2	-	6	▲	6
Other Criminally Related Matters	2024	1	3	2	13	11	8	7	2	2	25	20	8	102	85%	102
	2023	11	5	12	1	-	2	3	3	8	-	2	8	55	▲	55
Probates/Wills & Trusts - Level 2	2024	-	-	-	-	-	-	1	-	1	-	-	-	2	-50%	2
	2023	-	-	1	-	-	1	-	1	-	-	1	-	4	▼	4
Protective Orders	2024	-	-	-	-	-	2	-	-	-	-	-	-	2	100%	2
	2023	-	-	-	-	-	-	-	-	-	1	-	-	1	▲	1
Uncontested Divorce	2024	1	3	4	2	3	2	-	4	3	1	3	4	30	-3%	30
	2023	2	7	2	1	4	-	-	3	6	2	2	2	31	▼	31

This report reflects the case management system. Numbers will update as reports are refreshed and posted. The case types reported may not necessitate judicial involvement.

CPSS-CCMS-10.01 CASELOAD STATISTICS OF THE CIRCUIT COURTS

Fredericksburg

January 2023 -- December 2024 Filings

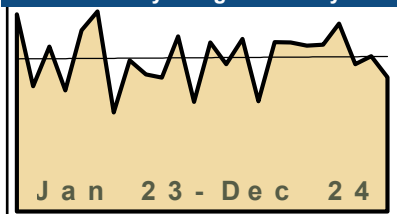
Alexandria and Fairfax Circuit are not Included in State Totals.

Dashboard

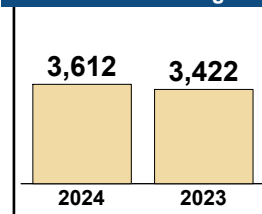
Court: Fredericksburg Circuit
Start/End Date: Jan-23 / Dec-24
2023 Average Month: 285
Jan-Dec 2023: 3,422
Filings Trending: ▲

Circuit/Court ID: 15 215630
Type of Case: Filings
2024 Average Month: 301
Jan-Dec 2024 : 3,612
Overall AVG. Month: 293

Monthly Filings Summary



Jan --- Dec Filings



Filings by Division

Divisions		Jan	Feb	Mar	Apr	May	Jun	Jul	Aug	Sep	Oct	Nov	Dec	Thru Dec	% Change	Total
Total	2024	322	281	329	210	323	322	316	318	358	281	296	256	3,612	6%	3,612
	2023	376	239	314	231	345	381	189	288	261	255	334	209	3,422	▲	3,422
Civil	2024	46	44	39	32	52	61	41	47	47	69	40	34	552	-5%	552
	2023	52	52	68	50	55	61	51	50	52	35	33	21	580	▼	580
Criminal	2024	198	135	214	106	196	189	191	191	239	144	195	137	2,135	8%	2,135
	2023	236	130	156	104	216	245	71	150	141	155	224	145	1,973	▲	1,973
Concealed Handgun Permits	2024	36	39	25	26	28	24	28	24	18	18	27	25	318	-2%	318
	2023	28	27	30	42	28	23	26	23	24	20	37	15	323	▼	323
Miscellaneous/ Other	2024	42	62	51	46	47	47	55	54	51	50	34	60	599	11%	599
	2023	58	30	60	35	46	52	41	65	42	45	40	28	542	▲	542
Others	2024	-	1	-	-	-	1	1	2	3	-	-	-	8	100%	8
	2023	2	-	-	-	-	-	-	-	2	-	-	-	4	▲	4

Filings by Case Category

Case Categories		Jan	Feb	Mar	Apr	May	Jun	Jul	Aug	Sep	Oct	Nov	Dec	Thru Dec	% Change	Total
Administrative Law	2024	-	-	-	-	-	-	-	-	-	-	-	-	0	-100%	0
	2023	1	-	-	1	-	1	-	1	1	-	1	1	7	▼	7
Aggravated Murder	2024	-	-	-	-	-	-	-	-	-	-	-	-	0	-100%	0
	2023	-	-	-	-	-	-	-	-	-	1	-	-	1	▼	1
Contested Divorce	2024	8	6	5	3	8	5	6	6	2	6	4	6	65	-6%	65
	2023	6	5	3	4	8	7	7	6	9	4	7	3	69	▼	69
Domestic and Family - Level 1	2024	4	7	4	-	2	1	7	1	8	21	4	2	61	45%	61
	2023	14	5	6	4	3	4	3	-	3	-	-	-	42	▲	42
Domestic and Family - Level 2	2024	16	11	-	14	7	18	11	6	8	8	4	2	105	-8%	105
	2023	4	9	10	12	14	18	6	10	12	13	5	1	114	▼	114
Felonies and Related Matters	2024	120	86	113	61	109	93	106	124	146	81	115	79	1,233	-2%	1,233
	2023	160	93	100	77	136	161	42	105	95	90	112	83	1,254	▼	1,254
General Civil - Level 1	2024	2	-	1	1	-	2	1	1	1	2	4	1	16	-6%	16
	2023	2	1	1	5	1	1	1	-	3	-	2	-	17	▼	17
General Civil - Level 2	2024	3	3	6	1	19	21	9	19	15	21	7	11	135	-4%	135
	2023	10	15	19	11	9	10	18	19	8	7	8	6	140	▼	140
General Civil - Level 3	2024	2	1	6	6	-	3	1	2	3	1	3	2	30	-25%	30
	2023	5	5	6	5	3	2	4	2	1	4	1	2	40	▼	40
Miscellaneous Civil	2024	53	60	40	43	45	48	46	45	44	40	40	40	544	-1%	544
	2023	56	49	52	55	42	54	35	48	49	34	51	27	552	▼	552
Misdemeanor	2024	67	43	100	32	77	88	74	50	88	54	72	46	791	24%	791
	2023	70	29	50	24	70	76	23	40	39	57	108	53	639	▲	639
Other	2024	25	43	40	24	32	22	36	34	25	28	21	44	374	21%	374
	2023	29	9	42	18	34	21	30	37	18	28	25	17	308	▲	308
Other Criminally Related Matters	2024	11	6	2	13	10	8	11	17	5	9	8	13	113	36%	113
	2023	7	8	6	3	10	8	6	7	7	8	4	9	83	▲	83
Probates/Wills & Trusts - Level 1	2024	-	-	-	-	-	-	-	-	-	-	-	-	0	-100%	0
	2023	-	-	-	-	-	1	-	-	-	-	-	-	1	▼	1
Probates/Wills & Trusts - Level 2	2024	1	-	1	-	1	-	1	2	2	1	-	-	9	-25%	9
	2023	2	1	3	1	1	1	1	1	1	-	-	-	12	▼	12
Protective Orders	2024	-	-	-	-	-	2	-	-	-	-	-	-	2	↔	2
	2023	-	-	-	-	-	-	-	-	-	-	-	-	0	↔	0
Uncontested Divorce	2024	10	15	11	12	13	11	7	11	11	9	14	10	134	-6%	134
	2023	10	10	16	11	14	16	13	12	15	9	10	7	143	▼	143

This report reflects the case management system. Numbers will update as reports are refreshed and posted. The case types reported may not necessitate judicial involvement.

Dashboard	Monthly Filings Summary	Jan --- Dec Filings				
<p>Court: Albemarle Circuit Start/End Date: Jan-23 / Dec-24 2023 Average Month: 330 Jan-Dec 2023: 3,959 Filings Trending: ▼</p> <p>Circuit/Court ID: 16 216003 Type of Case: Filings 2024 Average Month: 305 Jan-Dec 2024 : 3,663 Overall AVG. Month: 318</p>	<p>Jan 23 - Dec 24</p>	<table border="1" style="margin: auto;"> <tr> <td style="width: 50%; text-align: center;">3,663</td> <td style="width: 50%; text-align: center;">3,959</td> </tr> <tr> <td style="text-align: center;">2024</td> <td style="text-align: center;">2023</td> </tr> </table>	3,663	3,959	2024	2023
3,663	3,959					
2024	2023					

Filings by Division																
Divisions		Jan	Feb	Mar	Apr	May	Jun	Jul	Aug	Sep	Oct	Nov	Dec	Thru Dec	% Change	Total
Total	2024	339	304	327	331	330	285	298	273	297	331	266	282	3,663	-7%	3,663
	2023	381	371	371	308	347	305	300	303	308	310	305	350	3,959	▼	3,959
Civil	2024	63	50	66	50	65	34	53	52	53	43	43	50	622	-5%	622
	2023	48	60	49	55	65	51	60	49	49	65	63	44	658	▼	658
Criminal	2024	27	53	36	32	38	54	33	42	30	82	32	56	515	-20%	515
	2023	37	89	63	52	43	45	45	53	60	48	43	65	643	▼	643
Concealed Handgun Permits	2024	105	86	104	93	66	76	100	80	95	108	99	84	1,096	-4%	1,096
	2023	129	105	135	88	94	82	78	88	91	78	89	83	1,140	▼	1,140
Miscellaneous/Other	2024	143	114	121	152	159	120	108	98	118	98	91	89	1,411	-6%	1,411
	2023	167	116	122	110	140	124	116	111	108	118	110	155	1,497	▼	1,497
Others	2024	1	1	-	4	2	1	4	1	1	-	1	3	19	-10%	19
	2023	-	1	2	3	5	3	1	2	-	1	-	3	21	▼	21

Filings by Case Category																
Case Categories		Jan	Feb	Mar	Apr	May	Jun	Jul	Aug	Sep	Oct	Nov	Dec	Thru Dec	% Change	Total
Administrative Law	2024	-	1	-	-	-	-	-	2	1	1	-	-	5	-38%	5
	2023	-	-	1	4	-	-	2	1	-	-	-	-	8	▼	8
Aggravated Murder	2024	-	-	-	-	-	-	-	-	-	-	-	-	0	-100%	0
	2023	-	-	-	-	6	-	-	-	-	-	-	-	6	▼	6
Contested Divorce	2024	3	10	5	3	7	2	6	4	8	5	5	3	61	-14%	61
	2023	6	5	12	7	7	7	3	6	7	5	3	3	71	▼	71
Domestic and Family - Level 1	2024	4	-	7	1	11	5	7	1	-	1	2	1	40	-49%	40
	2023	10	10	3	3	7	1	15	-	5	14	6	4	78	▼	78
Domestic and Family - Level 2	2024	6	6	5	5	8	6	4	2	8	5	7	3	65	55%	65
	2023	2	1	1	2	5	4	4	5	2	6	2	8	42	▲	42
Felonies and Related Matters	2024	21	39	22	18	29	46	22	30	23	68	27	49	394	-24%	394
	2023	32	75	49	41	29	32	33	49	47	35	36	63	521	▼	521
General Civil - Level 1	2024	1	1	1	-	7	2	1	-	1	1	-	-	15	-17%	15
	2023	1	1	1	2	2	1	-	-	2	2	4	2	18	▼	18
General Civil - Level 2	2024	21	12	20	10	9	9	12	22	10	10	10	11	156	6%	156
	2023	12	10	6	14	16	12	10	14	15	21	11	6	147	▲	147
General Civil - Level 3	2024	6	7	5	9	3	1	8	8	15	4	3	6	75	9%	75
	2023	5	7	4	3	1	6	4	5	3	7	18	6	69	▲	69
Miscellaneous Civil	2024	139	128	142	139	108	111	143	123	137	152	133	146	1,601	-1%	1,601
	2023	166	136	180	124	139	128	119	121	130	121	125	121	1,610	▼	1,610
Misdemeanor	2024	5	11	10	12	9	8	11	9	6	11	4	5	101	6%	101
	2023	5	11	13	7	5	10	12	3	13	9	5	2	95	▲	95
Other	2024	109	71	77	103	118	85	59	50	72	51	53	32	880	-14%	880
	2023	125	81	79	75	100	82	75	82	63	71	71	115	1,019	▼	1,019
Other Criminally Related Matters	2024	2	3	4	3	1	1	-	3	2	3	2	2	26	18%	26
	2023	-	3	1	4	3	3	-	1	-	4	3	-	22	▲	22
Probates/Wills & Trusts - Level 1	2024	-	-	-	-	-	-	-	-	1	-	-	2	3	-50%	3
	2023	-	1	-	-	-	3	-	1	-	-	1	-	6	▼	6
Probates/Wills & Trusts - Level 2	2024	3	2	7	6	3	3	6	1	2	5	5	5	48	9%	48
	2023	6	3	2	-	9	3	3	3	3	3	4	5	44	▲	44
Protective Orders	2024	2	-	-	-	-	-	-	-	-	-	-	-	2	-33%	2
	2023	-	1	-	-	1	-	1	-	-	-	-	-	3	▼	3
Uncontested Divorce	2024	17	13	22	22	17	6	19	18	11	14	15	17	191	-5%	191
	2023	11	26	19	22	17	13	19	12	18	12	16	15	200	▼	200

This report reflects the case management system. Numbers will update as reports are refreshed and posted. The case types reported may not necessitate judicial involvement.

CPSS-CCMS-10.01 CASELOAD STATISTICS OF THE CIRCUIT COURTS

Culpeper

January 2023 -- December 2024 Filings

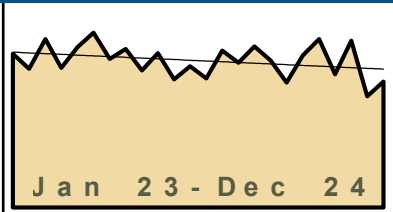
Alexandria and Fairfax Circuit are not Included in State Totals.

Dashboard

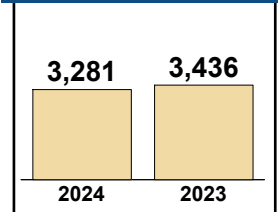
Court: Culpeper Circuit
Start/End Date: Jan-23 / Dec-24
2023 Average Month: 286
Jan-Dec 2023: 3,436
Filings Trending: ▼

Circuit/Court ID: 16 216047
Type of Case: Filings
2024 Average Month: 273
Jan-Dec 2024 : 3,281
Overall AVG. Month: 280

Monthly Filings Summary



Jan --- Dec Filings




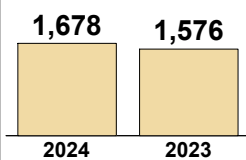
Filings by Division

Divisions	Jan	Feb	Mar	Apr	May	Jun	Jul	Aug	Sep	Oct	Nov	Dec	Thru Dec	% Change	Total
Total	246	299	276	307	280	238	290	321	254	318	212	240	3,281	-5%	3,281
2023	293	264	321	266	306	333	283	302	261	294	244	269	3,436	▼	3,436
Civil	34	47	41	60	46	35	36	54	30	56	21	34	494	-4%	494
2023	41	52	51	39	52	49	45	38	47	34	25	39	512	▼	512
Criminal	86	121	109	134	108	122	134	163	116	142	77	82	1,394	-12%	1,394
2023	124	97	137	131	140	157	142	163	114	133	122	132	1,592	▼	1,592
Concealed Handgun Permits	102	99	110	88	78	63	92	78	79	88	91	97	1,065	2%	1,065
2023	105	94	110	72	90	89	77	73	75	96	76	83	1,040	▲	1,040
Miscellaneous/Other	24	32	16	25	47	18	28	23	28	32	23	27	323	11%	323
2023	23	21	23	24	24	38	19	28	25	31	21	15	292	▲	292
Others	-	-	-	-	1	-	-	3	1	-	-	-	5	5	5
2023	-	-	-	-	-	-	-	-	-	-	-	-	0	↔	0

Filings by Case Category

Case Categories	Jan	Feb	Mar	Apr	May	Jun	Jul	Aug	Sep	Oct	Nov	Dec	Thru Dec	% Change	Total
Administrative Law	-	-	1	-	-	-	-	-	-	3	-	-	4	100%	4
2023	-	-	-	-	-	-	-	-	2	-	-	-	2	▲	2
Aggravated Murder	-	-	-	-	-	-	-	-	-	-	-	-	0	-100%	0
2023	-	-	-	-	-	-	-	-	5	-	-	-	5	▼	5
Contested Divorce	4	5	8	11	10	4	8	4	4	9	5	4	76	-4%	76
2023	9	9	13	7	7	4	4	3	7	6	3	7	79	▼	79
Domestic and Family - Level 1	4	6	2	14	5	3	1	4	2	15	1	3	60	-43%	60
2023	-	14	4	6	1	20	21	9	7	-	6	17	105	▼	105
Domestic and Family - Level 2	1	6	1	2	6	2	3	3	1	3	3	3	34	-3%	34
2023	3	1	3	3	5	4	1	4	3	6	2	-	35	▼	35
Felonies and Related Matters	66	84	79	93	80	94	102	129	76	96	52	55	1,006	-10%	1,006
2023	87	70	93	102	95	114	90	124	80	94	76	99	1,124	▼	1,124
General Civil - Level 1	1	-	-	-	-	-	-	-	-	-	-	-	1	-80%	1
2023	-	-	-	1	3	-	-	1	-	-	-	-	5	▼	5
General Civil - Level 2	3	8	5	11	8	9	6	15	9	8	4	8	94	59%	94
2023	3	6	4	5	6	6	3	4	9	5	5	3	59	▲	59
General Civil - Level 3	5	1	1	3	2	2	3	3	2	4	1	2	29	45%	29
2023	2	2	3	1	4	1	-	3	1	1	1	1	20	▲	20
Miscellaneous Civil	125	128	121	112	120	75	117	98	105	119	111	123	1,354	3%	1,354
2023	127	113	132	95	113	122	94	101	98	126	97	97	1,315	▲	1,315
Misdemeanor	21	35	26	40	28	27	32	30	37	45	25	27	373	-14%	373
2023	33	26	43	26	43	42	46	35	27	35	43	33	432	▼	432
Other	1	3	4	-	7	3	2	6	4	2	1	-	33	83%	33
2023	4	-	-	2	2	4	-	-	3	-	1	2	18	▲	18
Other Criminally Related Matters	-	2	4	1	-	1	-	5	3	1	1	-	18	-42%	18
2023	4	1	1	3	2	1	6	4	2	4	3	-	31	▼	31
Probates/Wills & Trusts - Level 1	1	2	-	-	-	1	-	-	-	-	-	-	4	300%	4
2023	-	-	1	-	-	-	-	-	-	-	-	-	1	▲	1
Probates/Wills & Trusts - Level 2	-	2	-	2	4	1	2	2	2	-	3	3	21	40%	21
2023	1	1	6	1	-	-	1	2	1	-	1	1	15	▲	15
Uncontested Divorce	14	17	24	18	10	16	14	22	9	13	5	12	174	-8%	174
2023	20	21	18	14	25	15	17	12	16	17	6	9	190	▼	190


This report reflects the case management system. Numbers will update as reports are refreshed and posted. The case types reported may not necessitate judicial involvement.

Dashboard	Monthly Filings Summary	Jan --- Dec Filings
<p>Court: Fluvanna Circuit Start/End Date: Jan-23 / Dec-24 2023 Average Month: 131 Jan-Dec 2023: 1,576 Filings Trending: ▲</p>	<p>Circuit/Court ID: 16 216065 Type of Case: Filings 2024 Average Month: 140 Jan-Dec 2024 : 1,678 Overall AVG. Month: 136</p>	 <p style="text-align: center;">Jan 23 - Dec 24</p>
		 <p style="text-align: center;">2024 2023</p>

Filings by Division																
Divisions		Jan	Feb	Mar	Apr	May	Jun	Jul	Aug	Sep	Oct	Nov	Dec	Thru Dec	% Change	Total
Total	2024	161	163	116	138	132	149	114	176	121	142	113	153	1,678	6%	1,678
	2023	139	130	124	103	169	105	100	141	140	127	115	183	1,576	▲	1,576
Civil	2024	14	19	14	9	11	20	23	24	21	30	7	16	208	28%	208
	2023	11	13	21	14	16	11	7	15	16	9	17	13	163	▲	163
Criminal	2024	30	53	15	54	29	49	12	56	19	36	21	49	423	10%	423
	2023	27	23	18	18	53	32	24	58	29	47	30	27	386	▲	386
Concealed Handgun Permits	2024	82	59	68	44	58	48	51	70	55	48	55	62	700	16%	700
	2023	70	60	64	43	67	38	52	35	49	39	49	38	604	▲	604
Miscellaneous/ Other	2024	34	32	19	31	33	32	28	26	26	28	29	26	344	-18%	344
	2023	31	34	21	26	32	24	17	33	45	32	19	105	419	▼	419
Others	2024	1	-	-	-	1	-	-	-	-	-	1	-	3	-25%	3
	2023	-	-	-	2	1	-	-	-	-	1	-	-	4	▼	4

Filings by Case Category																
Case Categories		Jan	Feb	Mar	Apr	May	Jun	Jul	Aug	Sep	Oct	Nov	Dec	Thru Dec	% Change	Total
Administrative Law	2024	-	-	1	-	-	-	-	-	1	-	-	1	3	3	3
	2023	-	-	-	-	-	-	-	-	-	-	-	-	0	↔	0
Contested Divorce	2024	-	2	3	1	2	3	1	4	4	2	-	3	25	9%	25
	2023	3	4	2	2	3	1	1	2	3	1	1	-	23	▲	23
Domestic and Family - Level 1	2024	5	-	1	-	2	4	14	12	3	10	-	1	52	100%	52
	2023	-	3	10	4	-	-	1	-	2	-	6	-	26	▲	26
Domestic and Family - Level 2	2024	1	4	3	2	-	1	1	3	2	4	4	1	26	24%	26
	2023	4	1	-	2	1	-	2	3	3	1	3	1	21	▲	21
Felonies and Related Matters	2024	12	37	8	43	25	42	4	35	5	28	15	38	292	5%	292
	2023	12	18	12	16	37	22	15	47	23	31	24	21	278	▲	278
General Civil - Level 2	2024	2	2	1	1	3	3	3	-	2	6	1	3	27	17%	27
	2023	2	3	-	2	1	1	-	5	2	1	2	4	23	▲	23
General Civil - Level 3	2024	1	4	-	2	2	1	1	-	2	1	-	2	16	-6%	16
	2023	1	1	-	-	4	1	1	1	4	1	1	2	17	▼	17
Miscellaneous Civil	2024	94	73	77	63	75	64	66	84	71	66	73	74	880	9%	880
	2023	75	72	74	54	91	46	58	47	73	60	57	104	811	▲	811
Misdemeanor	2024	15	4	6	10	4	7	6	20	10	8	6	11	107	35%	107
	2023	11	5	6	2	9	10	6	11	4	5	4	6	79	▲	79
Other	2024	23	17	10	12	17	15	12	12	9	8	11	14	160	-24%	160
	2023	25	20	11	17	9	17	10	21	21	11	10	38	210	▼	210
Other Criminally Related Matters	2024	3	12	1	1	-	-	2	1	4	-	-	-	24	-20%	24
	2023	4	-	-	-	7	-	3	1	2	11	2	-	30	▼	30
Probates/Wills & Trusts - Level 1	2024	-	-	-	-	1	-	-	-	-	-	-	-	1	0%	1
	2023	-	-	-	-	-	-	1	-	-	-	-	-	1	↔	1
Probates/Wills & Trusts - Level 2	2024	-	3	2	-	-	1	1	1	1	-	1	1	11	1,000%	11
	2023	-	-	-	-	-	-	-	-	-	1	-	-	1	▲	1
Uncontested Divorce	2024	5	5	3	3	1	8	3	4	7	9	2	4	54	-4%	54
	2023	2	3	9	4	7	7	2	3	3	4	5	7	56	▼	56

This report reflects the case management system. Numbers will update as reports are refreshed and posted. The case types reported may not necessitate judicial involvement.

Dashboard		Monthly Filings Summary		Jan --- Dec Filings					
<p>Court: Goochland Circuit Start/End Date: Jan-23 / Dec-24 2023 Average Month: 116 Jan-Dec 2023: 1,392 Filings Trending: ▼</p>	<p>Circuit/Court ID: 16 216075 Type of Case: Filings 2024 Average Month: 111 Jan-Dec 2024 : 1,326 Overall AVG. Month: 113</p>	 <p style="text-align: center; font-weight: bold;">Jan 23 - Dec 24</p>		<table style="margin: auto;"> <tr> <td style="text-align: center; width: 50%;">1,326</td> <td style="text-align: center; width: 50%;">1,392</td> </tr> <tr> <td style="text-align: center;">2024</td> <td style="text-align: center;">2023</td> </tr> </table>		1,326	1,392	2024	2023
1,326	1,392								
2024	2023								

Filings by Division																
Divisions		Jan	Feb	Mar	Apr	May	Jun	Jul	Aug	Sep	Oct	Nov	Dec	Thru Dec	% Change	Total
Total	2024	105	84	111	102	115	107	102	105	131	140	107	117	1,326	-5%	1,326
	2023	141	122	144	135	169	80	109	109	76	119	85	103	1,392	▼	1,392
Civil	2024	8	7	15	14	14	10	8	10	13	14	8	15	136	-28%	136
	2023	28	15	25	16	14	9	13	14	16	14	12	12	188	▼	188
Criminal	2024	13	20	36	23	20	20	17	25	19	26	21	29	269	-20%	269
	2023	10	24	30	37	74	17	35	28	7	32	17	26	337	▼	337
Concealed Handgun Permits	2024	68	47	50	51	60	44	57	53	74	78	68	64	714	-2%	714
	2023	90	66	76	62	75	44	47	55	43	62	49	58	727	▼	727
Miscellaneous/Other	2024	16	10	10	14	21	33	20	17	25	22	9	9	206	47%	206
	2023	13	17	13	20	6	10	14	12	10	11	7	7	140	▲	140
Others	2024	-	-	-	-	-	-	-	-	-	-	1	-	1	1	1
	2023	-	-	-	-	-	-	-	-	-	-	-	-	0	↔	0

Filings by Case Category																
Case Categories		Jan	Feb	Mar	Apr	May	Jun	Jul	Aug	Sep	Oct	Nov	Dec	Thru Dec	% Change	Total
Administrative Law	2024	-	-	-	1	-	-	-	-	-	-	-	-	1	-67%	1
	2023	-	-	-	-	-	-	1	2	-	-	-	-	3	▼	3
Aggravated Murder	2024	-	3	-	-	-	-	-	-	-	-	-	-	3	200%	3
	2023	-	-	-	1	-	-	-	-	-	-	-	-	1	▲	1
Contested Divorce	2024	1	2	1	1	1	-	-	1	4	4	1	2	18	-10%	18
	2023	3	2	4	1	-	2	-	2	4	2	-	-	20	▼	20
Domestic and Family - Level 1	2024	-	-	-	-	-	-	-	1	-	-	-	4	5	-62%	5
	2023	2	-	-	-	1	1	-	2	-	4	3	-	13	▼	13
Domestic and Family - Level 2	2024	-	-	1	1	1	-	1	-	-	1	-	1	6	20%	6
	2023	-	1	1	-	1	-	-	-	-	1	-	1	5	▲	5
Felonies and Related Matters	2024	8	11	28	11	7	12	11	13	12	14	16	17	160	-13%	160
	2023	5	14	12	29	58	10	7	8	3	17	8	12	183	▼	183
General Civil - Level 1	2024	-	-	3	-	1	-	1	-	1	-	-	-	6	200%	6
	2023	1	-	1	-	-	-	-	-	-	-	-	-	2	▲	2
General Civil - Level 2	2024	4	2	3	5	7	5	5	5	3	3	4	5	51	-38%	51
	2023	18	8	8	9	10	6	3	6	5	1	4	4	82	▼	82
General Civil - Level 3	2024	1	2	3	-	1	-	2	1	1	4	1	-	16	-48%	16
	2023	2	1	7	4	-	1	-	3	2	4	5	2	31	▼	31
Miscellaneous Civil	2024	80	57	59	63	79	65	75	64	95	95	75	70	877	5%	877
	2023	101	81	89	76	81	51	60	63	49	70	53	65	839	▲	839
Misdemeanor	2024	5	5	7	7	10	7	4	10	6	7	4	10	82	-31%	82
	2023	3	8	16	4	10	4	22	16	4	11	8	12	118	▼	118
Other	2024	-	-	-	1	3	9	-	4	2	1	3	2	25	56%	25
	2023	2	1	-	5	-	2	2	-	1	1	1	1	16	▲	16
Other Criminally Related Matters	2024	1	1	1	5	3	1	2	3	1	5	1	2	26	-28%	26
	2023	2	3	2	3	6	3	6	4	-	4	1	2	36	▼	36
Probates/Wills & Trusts - Level 2	2024	1	-	-	-	1	2	-	-	-	-	-	1	5	150%	5
	2023	-	-	-	1	-	-	-	-	-	-	-	1	2	▲	2
Uncontested Divorce	2024	4	1	5	7	1	6	1	3	6	6	2	3	45	10%	45
	2023	2	3	4	2	2	-	8	3	8	4	2	3	41	▲	41

This report reflects the case management system. Numbers will update as reports are refreshed and posted. The case types reported may not necessitate judicial involvement.

Dashboard		Monthly Filings Summary		Jan --- Dec Filings	
Court: Greene Circuit	Circuit/Court ID: 16 216079				
Start/End Date: Jan-23 / Dec-24	Type of Case: Filings				
2023 Average Month: 127	2024 Average Month: 124				
Jan-Dec 2023: 1,519	Jan-Dec 2024 : 1,489				
Filings Trending: ↔	Overall AVG. Month: 125				

Filings by Division																
Divisions		Jan	Feb	Mar	Apr	May	Jun	Jul	Aug	Sep	Oct	Nov	Dec	Thru Dec	% Change	Total
Total	2024	75	157	134	127	132	108	113	162	97	143	78	163	1,489	-2%	1,489
	2023	112	136	149	139	107	110	106	158	116	132	92	162	1,519	▼	1,519
Civil	2024	9	5	14	8	11	6	15	10	5	9	16	13	121	-21%	121
	2023	7	8	13	28	23	10	10	11	20	8	10	6	154	▼	154
Criminal	2024	10	60	43	33	35	42	35	96	39	62	13	104	572	22%	572
	2023	31	51	43	51	16	52	25	67	33	39	15	46	469	▲	469
Concealed Handgun Permits	2024	43	73	51	55	62	34	39	34	33	56	39	41	560	-1%	560
	2023	54	56	65	40	42	26	50	55	44	54	46	31	563	▼	563
Miscellaneous/ Other	2024	13	19	26	29	24	26	23	22	20	16	10	5	233	-30%	233
	2023	20	21	28	20	26	22	21	25	19	30	21	79	332	▼	332
Others	2024	-	-	-	2	-	-	1	-	-	-	-	-	3	200%	3
	2023	-	-	-	-	-	-	-	-	-	1	-	-	1	▲	1

Filings by Case Category																
Case Categories		Jan	Feb	Mar	Apr	May	Jun	Jul	Aug	Sep	Oct	Nov	Dec	Thru Dec	% Change	Total
Administrative Law	2024	-	-	-	-	-	-	1	-	-	-	-	-	1	-75%	1
	2023	1	-	-	1	-	1	-	-	-	-	1	-	4	▼	4
Contested Divorce	2024	3	-	2	2	-	3	-	2	-	2	3	2	19	-5%	19
	2023	-	-	6	1	2	-	3	-	3	1	1	3	20	▼	20
Domestic and Family - Level 1	2024	-	-	4	1	-	-	4	-	1	1	8	1	20	-56%	20
	2023	-	-	1	14	9	3	-	4	11	1	2	-	45	▼	45
Domestic and Family - Level 2	2024	-	-	-	1	1	-	1	2	-	-	-	2	7	-13%	7
	2023	1	-	1	-	1	1	-	2	-	-	2	-	8	▼	8
Felonies and Related Matters	2024	4	42	30	18	24	32	15	28	31	40	3	19	286	-9%	286
	2023	23	31	32	41	13	29	18	32	24	22	10	39	314	▼	314
General Civil - Level 1	2024	-	1	-	-	-	-	-	-	-	-	-	-	1	1	1
	2023	-	-	-	-	-	-	-	-	-	-	-	-	0	↔	0
General Civil - Level 2	2024	2	-	3	1	3	-	4	-	3	3	2	1	22	0%	22
	2023	1	3	1	3	4	1	2	1	3	1	2	-	22	↔	22
General Civil - Level 3	2024	2	2	1	-	3	-	2	-	-	-	1	1	12	33%	12
	2023	-	-	1	2	1	1	-	-	2	1	-	1	9	▲	9
Miscellaneous Civil	2024	50	78	66	69	71	45	53	45	49	63	44	42	675	-1%	675
	2023	65	67	81	45	55	38	59	63	53	65	52	39	682	▼	682
Misdemeanor	2024	6	15	6	13	11	9	14	67	5	22	6	82	256	95%	256
	2023	5	15	10	7	2	23	5	32	8	13	4	7	131	▲	131
Other	2024	6	13	9	17	15	15	11	11	3	9	5	4	118	-42%	118
	2023	9	10	11	15	13	10	9	17	8	19	14	70	205	▼	205
Other Criminally Related Matters	2024	-	3	7	2	-	1	6	1	3	-	4	3	30	25%	30
	2023	3	5	1	3	1	-	2	3	1	4	1	-	24	▲	24
Probates/Wills & Trusts - Level 1	2024	-	-	-	-	1	-	-	-	-	-	-	-	1	0%	1
	2023	-	-	-	-	-	-	-	-	-	-	-	1	1	↔	1
Probates/Wills & Trusts - Level 2	2024	-	-	-	-	-	-	-	-	1	-	-	-	1	-75%	1
	2023	1	1	-	-	1	-	1	-	-	-	-	-	4	▼	4
Protective Orders	2024	-	-	-	-	-	-	-	-	-	-	-	-	0	-100%	0
	2023	-	-	-	-	-	-	-	-	-	1	-	-	1	▼	1
Uncontested Divorce	2024	2	3	6	3	3	3	2	6	1	3	2	6	40	-18%	40
	2023	3	4	4	7	5	3	7	4	3	4	3	2	49	▼	49

This report reflects the case management system. Numbers will update as reports are refreshed and posted. The case types reported may not necessitate judicial involvement.

CPSS-CCMS-10.01 CASELOAD STATISTICS OF THE CIRCUIT COURTS

Louisa

January 2023 -- December 2024 Filings


Alexandria and Fairfax Circuit are not Included in State Totals.

Dashboard

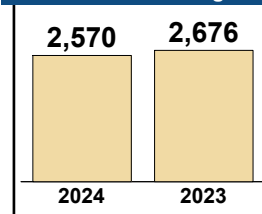
Court: Louisa Circuit
Start/End Date: Jan-23 / Dec-24
2023 Average Month: 223
Jan-Dec 2023: 2,676
Filings Trending: ▼

Circuit/Court ID: 16 216109
Type of Case: Filings
2024 Average Month: 214
Jan-Dec 2024 : 2,570
Overall AVG. Month: 219

Monthly Filings Summary



Jan --- Dec Filings



Filings by Division

Divisions	Jan	Feb	Mar	Apr	May	Jun	Jul	Aug	Sep	Oct	Nov	Dec	Thru Dec	% Change	Total	
Total	2024	238	191	268	212	227	177	200	259	233	195	202	168	2,570	-4%	2,570
	2023	238	215	335	160	269	175	186	215	215	260	210	198	2,676	▼	2,676
Civil	2024	21	18	26	33	27	21	27	52	25	29	26	16	321	5%	321
	2023	25	24	32	15	20	26	33	29	17	35	29	21	306	▲	306
Criminal	2024	84	56	95	66	103	68	57	57	72	43	75	30	806	-12%	806
	2023	54	54	155	39	135	56	65	70	83	93	67	47	918	▼	918
Concealed Handgun Permits	2024	81	84	110	80	65	60	77	92	105	90	69	105	1,018	1%	1,018
	2023	108	104	99	76	80	66	60	77	80	87	78	88	1,003	▲	1,003
Miscellaneous/Other	2024	52	33	36	33	32	28	38	58	30	31	30	15	416	-7%	416
	2023	51	33	48	30	34	27	28	39	35	45	36	42	448	▼	448
Others	2024	-	-	1	-	-	-	1	-	1	2	2	2	9	800%	9
	2023	-	-	1	-	-	-	-	-	-	-	-	-	1	▲	1

Filings by Case Category

Case Categories	Jan	Feb	Mar	Apr	May	Jun	Jul	Aug	Sep	Oct	Nov	Dec	Thru Dec	% Change	Total	
Administrative Law	2024	-	1	-	-	-	-	-	-	-	-	-	1	1	1	
	2023	-	-	-	-	-	-	-	-	-	-	-	0	↔	0	
Aggravated Murder	2024	-	-	-	-	-	-	-	-	-	-	-	0	-100%	0	
	2023	-	-	-	-	-	1	-	-	1	-	-	2	▼	2	
Contested Divorce	2024	1	2	2	2	2	4	1	7	4	3	2	2	32	-32%	32
	2023	4	6	4	3	2	3	7	7	3	4	4	-	47	▼	47
Domestic and Family - Level 1	2024	1	-	13	5	2	1	3	17	1	4	5	-	52	37%	52
	2023	1	-	10	2	1	-	2	-	1	12	3	6	38	▲	38
Domestic and Family - Level 2	2024	1	-	1	6	2	1	-	3	-	1	4	1	20	-13%	20
	2023	2	2	3	-	-	3	2	1	3	2	5	-	23	▼	23
Felonies and Related Matters	2024	66	37	54	45	82	45	40	29	54	22	41	19	534	-18%	534
	2023	30	32	115	24	105	43	40	46	65	69	52	30	651	▼	651
General Civil - Level 1	2024	-	-	-	1	-	-	-	-	-	-	-	-	1	-50%	1
	2023	-	-	-	1	-	-	-	-	-	1	-	-	2	▼	2
General Civil - Level 2	2024	4	4	4	8	4	3	5	12	7	7	4	3	65	-7%	65
	2023	3	4	-	2	7	11	11	10	1	7	9	5	70	▼	70
General Civil - Level 3	2024	5	2	4	1	1	3	7	4	3	3	1	2	36	64%	36
	2023	1	4	4	2	1	-	2	4	1	1	1	1	22	▲	22
Miscellaneous Civil	2024	95	107	121	96	79	74	96	114	123	103	86	119	1,213	0%	1,213
	2023	124	122	123	92	99	72	71	104	98	107	97	104	1,213	↔	1,213
Misdemeanor	2024	17	16	40	21	21	19	15	25	18	19	32	12	255	5%	255
	2023	23	19	39	16	28	12	20	23	16	21	13	13	243	▲	243
Other	2024	35	11	25	17	18	14	19	36	13	21	14	2	225	-9%	225
	2023	35	13	29	12	18	21	17	11	17	25	17	31	246	▼	246
Other Criminally Related Matters	2024	2	3	1	1	-	4	2	3	1	2	2	-	21	-16%	21
	2023	1	3	1	-	2	1	4	2	2	2	3	4	25	▼	25
Probates/Wills & Trusts - Level 1	2024	-	1	-	-	1	1	-	-	-	-	-	-	3	50%	3
	2023	-	-	1	-	-	-	1	-	-	-	-	-	2	▲	2
Probates/Wills & Trusts - Level 2	2024	-	-	-	1	2	-	1	2	2	3	1	1	13	-28%	13
	2023	2	3	1	1	1	-	2	3	2	3	-	-	18	▼	18
Uncontested Divorce	2024	11	7	3	8	13	8	11	7	7	7	10	7	99	34%	99
	2023	12	7	5	5	5	9	6	4	6	5	6	4	74	▲	74

This report reflects the case management system. Numbers will update as reports are refreshed and posted. The case types reported may not necessitate judicial involvement.

Dashboard		Monthly Filings Summary		Jan --- Dec Filings		
Court: Madison Circuit	Circuit/Court ID: 16 216113			954	1,015	
Start/End Date: Jan-23 / Dec-24	Type of Case: Filings				2024	2023
2023 Average Month: 85	2024 Average Month: 80					
Jan-Dec 2023: 1,015	Jan-Dec 2024 : 954					
Filings Trending: ▼	Overall AVG. Month: 82					

Filings by Division																
Divisions		Jan	Feb	Mar	Apr	May	Jun	Jul	Aug	Sep	Oct	Nov	Dec	Thru Dec	% Change	Total
Total	2024	66	76	99	83	79	51	67	92	109	86	54	92	954	-6%	954
	2023	88	106	109	64	69	74	61	73	90	67	80	134	1,015	▼	1,015
Civil	2024	7	4	6	11	9	15	3	7	8	6	5	14	95	17%	95
	2023	4	8	9	8	7	7	10	6	4	5	4	9	81	▲	81
Criminal	2024	8	20	24	15	25	9	13	34	48	24	2	12	234	-13%	234
	2023	24	38	35	12	11	27	5	17	34	19	24	23	269	▼	269
Concealed Handgun Permits	2024	31	34	40	39	31	15	28	33	37	47	30	49	414	3%	414
	2023	45	38	48	32	34	23	16	26	30	31	41	38	402	▲	402
Miscellaneous/Other	2024	20	18	29	18	14	12	22	18	16	9	17	17	210	-20%	210
	2023	15	22	17	12	17	17	30	24	22	12	11	64	263	▼	263
Others	2024	-	-	-	-	-	-	1	-	-	-	-	-	1	1	1
	2023	-	-	-	-	-	-	-	-	-	-	-	-	0	↔	0

Filings by Case Category																
Case Categories		Jan	Feb	Mar	Apr	May	Jun	Jul	Aug	Sep	Oct	Nov	Dec	Thru Dec	% Change	Total
Administrative Law	2024	-	-	-	1	1	-	-	1	-	-	-	-	3	50%	3
	2023	-	-	-	1	-	-	-	1	-	-	-	-	2	▲	2
Contested Divorce	2024	-	1	-	-	2	1	-	-	1	-	1	1	7	40%	7
	2023	-	-	-	2	-	2	1	-	-	-	-	-	5	▲	5
Domestic and Family - Level 1	2024	1	1	-	-	-	11	-	1	1	-	-	-	15	15%	15
	2023	-	1	1	2	-	-	-	3	1	-	2	3	13	▲	13
Domestic and Family - Level 2	2024	-	-	1	1	1	-	-	-	1	-	1	-	5	150%	5
	2023	1	1	-	-	-	-	-	-	-	-	-	-	2	▲	2
Felonies and Related Matters	2024	6	11	15	9	13	6	11	21	34	10	1	8	145	-12%	145
	2023	17	27	30	6	8	16	3	9	12	11	13	12	164	▼	164
General Civil - Level 1	2024	-	-	-	1	-	-	-	1	-	-	-	-	2	-33%	2
	2023	-	1	-	-	-	-	1	-	-	-	1	-	3	▼	3
General Civil - Level 2	2024	3	1	1	2	-	1	-	-	1	2	2	2	15	-35%	15
	2023	1	2	4	2	6	1	3	-	2	2	-	-	23	▼	23
General Civil - Level 3	2024	-	-	1	3	1	-	-	-	1	1	1	7	15	0%	15
	2023	1	2	3	-	1	1	1	1	-	1	-	4	15	↔	15
Miscellaneous Civil	2024	35	38	51	47	33	22	36	41	44	50	35	53	485	0%	485
	2023	47	46	52	42	43	29	30	34	37	38	42	43	483	▲	483
Misdemeanor	2024	2	9	6	6	12	3	2	12	13	13	1	4	83	-14%	83
	2023	7	11	4	6	3	9	2	6	21	7	11	10	97	▼	97
Other	2024	17	14	18	10	12	5	15	11	8	6	10	14	140	-22%	140
	2023	12	12	13	2	7	11	17	16	15	5	10	59	179	▼	179
Other Criminally Related Matters	2024	-	-	3	-	-	-	-	1	1	1	-	-	6	-25%	6
	2023	-	-	1	-	-	2	-	2	1	1	-	1	8	▼	8
Probates/Wills & Trusts - Level 1	2024	-	-	-	-	-	-	-	-	1	-	-	-	1	-50%	1
	2023	-	-	-	-	-	-	1	-	-	1	-	-	2	▼	2
Probates/Wills & Trusts - Level 2	2024	1	-	2	1	1	1	1	-	-	1	1	-	9	200%	9
	2023	-	-	-	1	1	-	1	-	-	-	-	-	3	▲	3
Uncontested Divorce	2024	1	1	1	2	3	1	2	3	3	2	1	3	23	44%	23
	2023	2	3	1	-	-	3	1	1	1	1	1	2	16	▲	16

This report reflects the case management system. Numbers will update as reports are refreshed and posted. The case types reported may not necessitate judicial involvement.

CPSS-CCMS-10.01 CASELOAD STATISTICS OF THE CIRCUIT COURTS

Orange

January 2023 -- December 2024 Filings

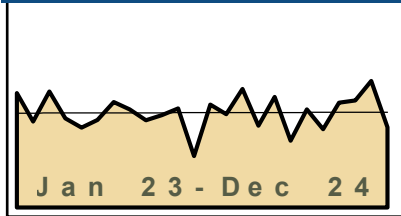
Alexandria and Fairfax Circuit are not Included in State Totals.

Dashboard

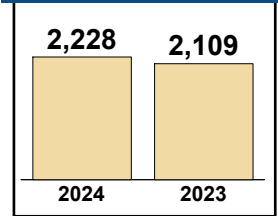
Court: Orange Circuit
Start/End Date: Jan-23 / Dec-24
2023 Average Month: 176
Jan-Dec 2023: 2,109
Filings Trending: ▲

Circuit/Court ID: 16 216137
Type of Case: Filings
2024 Average Month: 186
Jan-Dec 2024 : 2,228
Overall AVG. Month: 181

Monthly Filings Summary



Jan --- Dec Filings



Filings by Division

Divisions		Jan	Feb	Mar	Apr	May	Jun	Jul	Aug	Sep	Oct	Nov	Dec	Thru Dec	% Change	Total
Total	2024	196	178	226	156	211	127	187	149	200	204	241	153	2,228	6%	2,228
	2023	218	164	221	170	152	167	201	187	166	176	189	98	2,109	▲	2,109
Civil	2024	24	17	21	22	26	24	35	15	22	20	22	20	268	1%	268
	2023	14	17	29	16	18	27	21	20	30	29	27	17	265	▲	265
Criminal	2024	77	50	103	39	101	38	62	58	96	64	147	56	891	22%	891
	2023	82	30	70	49	38	44	109	93	65	47	77	24	728	▲	728
Concealed Handgun Permits	2024	80	99	80	71	69	46	71	58	63	89	57	57	840	-8%	840
	2023	99	106	101	85	75	79	46	59	57	89	71	42	909	▼	909
Miscellaneous/ Other	2024	15	12	22	24	15	19	18	18	19	31	15	20	228	11%	228
	2023	22	11	21	20	21	17	25	15	14	11	14	14	205	▲	205
Others	2024	-	-	-	-	-	-	1	-	-	-	-	-	1	-50%	1
	2023	1	-	-	-	-	-	-	-	-	-	-	1	2	▼	2

Filings by Case Category

Case Categories		Jan	Feb	Mar	Apr	May	Jun	Jul	Aug	Sep	Oct	Nov	Dec	Thru Dec	% Change	Total
Administrative Law	2024	-	-	-	2	-	1	-	-	-	1	-	-	4	100%	4
	2023	-	-	-	-	1	-	-	-	-	-	1	-	2	▲	2
Contested Divorce	2024	7	3	1	3	3	2	1	2	2	5	6	4	39	34%	39
	2023	3	2	2	-	5	2	4	3	2	1	3	2	29	▲	29
Domestic and Family - Level 1	2024	3	4	3	3	6	3	7	3	4	2	2	-	40	-23%	40
	2023	3	-	11	1	1	6	2	4	7	9	4	4	52	▼	52
Domestic and Family - Level 2	2024	1	-	-	3	1	1	2	3	1	3	2	1	18	29%	18
	2023	-	2	-	2	2	-	3	-	1	1	2	1	14	▲	14
Felonies and Related Matters	2024	54	24	64	16	78	20	35	35	70	39	114	35	584	20%	584
	2023	62	13	46	33	26	32	68	58	49	31	52	15	485	▲	485
General Civil - Level 1	2024	-	-	-	-	-	-	1	-	-	-	-	-	1	-67%	1
	2023	-	-	-	-	-	1	-	1	-	1	-	-	3	▼	3
General Civil - Level 2	2024	3	5	8	9	6	6	5	3	2	6	4	5	62	2%	62
	2023	6	5	9	5	4	4	5	5	5	5	7	1	61	▲	61
General Civil - Level 3	2024	3	-	5	-	8	4	6	1	12	3	2	2	46	2%	46
	2023	2	6	2	3	5	8	3	3	3	3	3	4	45	▲	45
Miscellaneous Civil	2024	93	111	98	93	80	63	89	74	76	119	70	77	1,043	-4%	1,043
	2023	118	113	121	103	91	92	68	73	71	98	85	54	1,087	▼	1,087
Misdemeanor	2024	21	25	37	21	21	14	27	21	23	23	29	19	281	25%	281
	2023	17	16	24	16	12	9	39	27	16	16	24	9	225	▲	225
Other	2024	1	-	3	1	1	1	2	-	2	-	-	-	11	175%	11
	2023	1	-	1	-	-	-	-	-	1	-	-	1	4	▲	4
Other Criminally Related Matters	2024	2	1	2	2	2	4	-	3	3	2	5	2	28	47%	28
	2023	3	1	-	-	-	3	2	8	1	-	1	-	19	▲	19
Probates/Wills & Trusts - Level 1	2024	-	-	-	-	-	-	3	-	-	-	-	-	3	200%	3
	2023	-	-	-	-	-	-	-	-	-	1	-	-	1	▲	1
Probates/Wills & Trusts - Level 2	2024	-	-	-	-	-	1	-	-	-	-	-	1	2	-88%	2
	2023	-	2	2	2	1	1	2	-	3	-	2	1	16	▼	16
Uncontested Divorce	2024	8	5	5	3	5	7	9	4	5	1	7	7	66	0%	66
	2023	3	4	3	5	4	9	5	5	7	10	5	6	66	↔	66

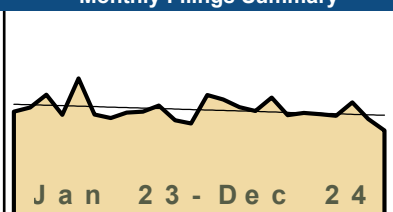
This report reflects the case management system. Numbers will update as reports are refreshed and posted. The case types reported may not necessitate judicial involvement.

Dashboard		Monthly Filings Summary		Jan --- Dec Filings	
Court: Charlottesville Circuit	Circuit/Court ID: 16 216540			1,288	1,212
Start/End Date: Jan-23 / Dec-24	Type of Case: Filings				
2023 Average Month: 101	2024 Average Month: 107				
Jan-Dec 2023: 1,212	Jan-Dec 2024 : 1,288				
Filings Trending: ▲	Overall AVG. Month: 104				
		Jan 23 - Dec 24		2024 2023	

Filings by Division																
Divisions		Jan	Feb	Mar	Apr	May	Jun	Jul	Aug	Sep	Oct	Nov	Dec	Thru Dec	% Change	Total
Total	2024	104	80	96	93	102	111	171	107	94	127	71	132	1,288	6%	1,288
	2023	94	108	110	89	117	109	80	117	81	109	92	106	1,212	▲	1,212
Civil	2024	24	18	27	23	24	22	20	27	26	18	20	17	266	11%	266
	2023	17	26	25	23	28	18	20	16	15	25	13	14	240	▲	240
Criminal	2024	39	32	42	42	29	41	65	34	37	63	15	38	477	-4%	477
	2023	37	48	40	30	51	50	32	53	39	50	30	35	495	▼	495
Concealed Handgun Permits	2024	13	17	12	14	21	25	23	15	14	14	5	8	181	6%	181
	2023	19	15	19	15	11	6	9	16	13	15	14	19	171	▲	171
Miscellaneous/ Other	2024	28	13	15	14	28	23	63	30	17	31	31	68	361	18%	361
	2023	21	19	26	21	27	35	19	32	14	19	35	38	306	▲	306
Others	2024	-	-	-	-	-	-	-	1	-	1	-	1	3	3	3
	2023	-	-	-	-	-	-	-	-	-	-	-	-	0	↔	0

Filings by Case Category																
Case Categories		Jan	Feb	Mar	Apr	May	Jun	Jul	Aug	Sep	Oct	Nov	Dec	Thru Dec	% Change	Total
Administrative Law	2024	-	1	-	-	1	-	-	-	-	-	1	1	4	33%	4
	2023	-	1	1	-	-	-	-	-	-	-	1	-	3	▲	3
Contested Divorce	2024	2	2	3	-	1	2	2	4	2	1	4	1	24	-20%	24
	2023	3	4	1	2	2	2	4	4	1	4	2	1	30	▼	30
Domestic and Family - Level 1	2024	-	-	3	4	1	1	3	1	2	-	-	1	16	14%	16
	2023	2	-	1	2	1	-	2	-	-	5	-	1	14	▲	14
Domestic and Family - Level 2	2024	1	2	5	2	2	1	2	-	-	1	3	1	20	18%	20
	2023	-	-	3	6	-	1	1	1	2	3	-	-	17	▲	17
Felonies and Related Matters	2024	27	22	25	29	22	31	43	25	29	42	7	33	335	-12%	335
	2023	29	36	30	21	40	44	25	35	34	38	21	29	382	▼	382
General Civil - Level 1	2024	3	2	-	-	2	2	-	1	1	1	1	2	15	25%	15
	2023	1	2	-	1	2	1	1	2	-	-	-	2	12	▲	12
General Civil - Level 2	2024	10	6	5	9	8	4	6	9	10	8	4	2	81	19%	81
	2023	7	8	7	3	7	8	5	8	5	3	5	2	68	▲	68
General Civil - Level 3	2024	3	1	2	2	1	2	5	3	3	1	2	-	25	-34%	25
	2023	2	7	6	1	3	4	2	1	1	3	3	5	38	▼	38
Miscellaneous Civil	2024	39	29	27	27	47	46	83	45	29	44	34	76	526	16%	526
	2023	38	31	44	36	38	35	28	45	27	34	48	50	454	▲	454
Misdemeanor	2024	8	6	16	13	5	6	18	6	4	18	4	4	108	37%	108
	2023	7	12	6	5	7	5	5	7	4	8	7	6	79	▲	79
Other	2024	-	-	2	-	3	-	-	1	-	3	-	1	10	233%	10
	2023	-	-	-	-	-	1	-	1	-	-	1	-	3	▲	3
Other Criminally Related Matters	2024	4	4	1	-	2	4	4	3	5	3	5	1	36	-5%	36
	2023	1	2	4	4	4	1	2	11	1	4	2	2	38	▼	38
Probates/Wills & Trusts - Level 1	2024	-	-	-	-	-	-	-	-	-	-	-	-	0	-100%	0
	2023	-	-	-	-	1	-	-	-	-	-	-	-	1	▼	1
Probates/Wills & Trusts - Level 2	2024	2	-	2	2	-	6	1	3	1	-	1	1	19	73%	19
	2023	-	-	1	1	-	1	1	2	-	2	-	3	11	▲	11
Protective Orders	2024	-	-	-	-	-	-	-	-	-	-	-	-	0	-100%	0
	2023	-	-	-	-	2	-	-	-	-	-	-	-	2	▼	2
Uncontested Divorce	2024	5	5	5	5	7	6	4	6	8	5	5	8	69	15%	69
	2023	4	5	6	7	10	6	4	-	6	4	3	5	60	▲	60

This report reflects the case management system. Numbers will update as reports are refreshed and posted. The case types reported may not necessitate judicial involvement.

Dashboard	Monthly Filings Summary	Jan --- Dec Filings				
<p>Court: Arlington Circuit Start/End Date: Jan-23 / Dec-24 2023 Average Month: 808 Jan-Dec 2023: 9,701 Filings Trending: ↔</p>	<p>Circuit/Court ID: 17 217013 Type of Case: Filings 2024 Average Month:804 Jan-Dec 2024 : 9,647 Overall AVG. Month: 806</p> 	<table border="1" style="width:100%; text-align: center;"> <tr> <td style="width:50%;">9,647</td> <td style="width:50%;">9,701</td> </tr> <tr> <td>2024</td> <td>2023</td> </tr> </table>	9,647	9,701	2024	2023
9,647	9,701					
2024	2023					

Filings by Division																
Divisions		Jan	Feb	Mar	Apr	May	Jun	Jul	Aug	Sep	Oct	Nov	Dec	Thru Dec	% Change	Total
Total	2024	919	884	825	797	898	764	781	773	760	863	736	647	9,647	-1%	9,647
	2023	792	824	920	768	1,045	769	743	785	791	837	726	701	9,701	▼	9,701
Civil	2024	152	145	180	170	181	161	162	142	176	178	210	132	1,989	-18%	1,989
	2023	153	197	214	180	403	194	194	218	195	196	154	132	2,430	▼	2,430
Criminal	2024	185	205	232	213	280	186	181	243	214	273	162	177	2,551	1%	2,551
	2023	241	231	224	171	242	181	201	165	203	231	223	216	2,529	▲	2,529
Concealed Handgun Permits	2024	79	98	92	73	82	66	84	82	79	89	101	81	1,006	-4%	1,006
	2023	99	95	116	83	95	73	78	93	59	86	79	88	1,044	▼	1,044
Miscellaneous/ Other	2024	500	432	319	340	354	349	350	297	286	316	260	254	4,057	10%	4,057
	2023	296	300	365	333	302	319	269	307	333	322	269	263	3,678	▲	3,678
Others	2024	3	4	2	1	1	2	4	9	5	7	3	3	44	120%	44
	2023	3	1	1	1	3	2	1	2	1	2	1	2	20	▲	20

Filings by Case Category																
Case Categories		Jan	Feb	Mar	Apr	May	Jun	Jul	Aug	Sep	Oct	Nov	Dec	Thru Dec	% Change	Total
Administrative Law	2024	2	2	3	1	-	2	-	1	2	3	-	3	19	-10%	19
	2023	2	2	1	2	1	2	4	-	1	4	-	2	21	▼	21
Contested Divorce	2024	15	22	26	18	11	16	16	14	10	19	17	11	195	-5%	195
	2023	19	21	16	14	22	15	21	19	24	16	9	10	206	▼	206
Domestic and Family - Level 1	2024	7	11	4	4	10	14	12	5	13	7	14	8	109	-7%	109
	2023	16	7	5	20	8	7	13	17	3	11	4	6	117	▼	117
Domestic and Family - Level 2	2024	2	10	8	6	8	4	9	11	6	3	13	6	86	43%	86
	2023	8	1	3	3	6	4	5	11	6	3	5	5	60	▲	60
Felonies and Related Matters	2024	106	111	117	83	163	94	75	87	105	153	81	79	1,254	-12%	1,254
	2023	127	149	127	77	125	102	148	93	130	120	120	109	1,427	▼	1,427
General Civil - Level 1	2024	2	1	3	1	-	1	1	3	2	2	-	5	21	-53%	21
	2023	11	3	4	2	5	2	3	5	2	4	4	-	45	▼	45
General Civil - Level 2	2024	72	55	79	76	103	77	86	64	101	91	128	54	986	-28%	986
	2023	52	119	129	88	301	108	97	109	107	106	94	61	1,371	▼	1,371
General Civil - Level 3	2024	10	11	7	11	13	15	32	15	5	14	7	15	155	31%	155
	2023	5	7	6	16	5	11	7	14	8	15	8	16	118	▲	118
Miscellaneous Civil	2024	192	193	220	225	203	200	251	211	233	226	225	217	2,596	-6%	2,596
	2023	241	232	274	223	218	249	198	244	252	254	210	175	2,770	▼	2,770
Misdemeanor	2024	39	31	27	34	45	21	32	37	15	35	25	19	360	12%	360
	2023	28	28	36	18	25	19	27	27	25	37	24	27	321	▲	321
Other	2024	387	340	198	192	227	215	166	176	137	182	140	120	2,480	25%	2,480
	2023	156	161	209	197	187	147	150	161	138	155	138	178	1,977	▲	1,977
Other Criminally Related Matters	2024	40	66	90	98	77	71	74	120	95	89	56	81	957	19%	957
	2023	86	58	67	78	93	61	27	47	49	77	79	81	803	▲	803
Probates/Wills & Trusts - Level 1	2024	2	4	1	3	2	4	1	2	1	1	-	-	21	-5%	21
	2023	1	3	1	1	-	2	6	5	3	-	-	-	22	▼	22
Probates/Wills & Trusts - Level 2	2024	9	7	10	18	12	9	5	10	13	12	10	7	122	-3%	122
	2023	11	12	15	7	11	13	11	9	14	9	8	6	126	▼	126
Uncontested Divorce	2024	34	20	32	27	24	21	21	17	22	26	20	22	286	-10%	286
	2023	29	21	27	22	38	27	26	24	29	26	23	25	317	▼	317

This report reflects the case management system. Numbers will update as reports are refreshed and posted. The case types reported may not necessitate judicial involvement.

CPSS-CCMS-10.01 CASELOAD STATISTICS OF THE CIRCUIT COURTS

January 2023 -- December 2024 Filings

Alexandria and Fairfax Circuit are not Included in State Totals.

Dashboard		Monthly Filings Summary		Jan --- Dec Filings	
Court: Fauquier Circuit	Circuit/Court ID: 20 220061				
Start/End Date: Jan-23 / Dec-24	Type of Case: Filings				
2023 Average Month: 316	2024 Average Month: 302				
Jan-Dec 2023: 3,786	Jan-Dec 2024 : 3,620				
Filings Trending: ▼	Overall AVG. Month: 309				

Filings by Division																
Divisions		Jan	Feb	Mar	Apr	May	Jun	Jul	Aug	Sep	Oct	Nov	Dec	Thru Dec	% Change	Total
Total	2024	387	291	317	304	257	317	291	313	301	296	287	259	3,620	-4%	3,620
	2023	315	322	493	250	305	285	226	288	285	263	317	437	3,786	▼	3,786
Civil	2024	68	51	45	55	46	65	42	61	40	55	33	44	605	28%	605
	2023	35	50	37	39	50	40	42	37	35	32	40	34	471	▲	471
Criminal	2024	119	53	122	80	63	116	85	60	83	50	74	69	974	1%	974
	2023	43	59	224	54	74	74	53	75	98	69	97	46	966	▲	966
Concealed Handgun Permits	2024	134	139	120	124	99	97	109	140	113	136	143	114	1,468	-5%	1,468
	2023	173	167	170	120	129	111	95	107	101	118	133	115	1,539	▼	1,539
Miscellaneous/ Other	2024	66	48	30	45	49	39	55	52	65	55	37	32	573	-29%	573
	2023	63	46	62	37	51	60	35	69	51	44	46	242	806	▼	806
Others	2024	-	-	-	-	-	-	-	-	-	-	-	-	0	-100%	0
	2023	1	-	-	-	1	-	1	-	-	-	1	-	4	▼	4

Filings by Case Category																
Case Categories		Jan	Feb	Mar	Apr	May	Jun	Jul	Aug	Sep	Oct	Nov	Dec	Thru Dec	% Change	Total
Administrative Law	2024	-	-	-	-	-	3	-	-	-	-	-	-	3	200%	3
	2023	-	-	-	-	-	-	-	-	1	-	-	-	1	▲	1
Contested Divorce	2024	5	6	6	3	3	8	7	6	6	3	4	4	61	42%	61
	2023	1	4	3	2	5	2	5	7	2	2	5	5	43	▲	43
Domestic and Family - Level 1	2024	25	12	4	15	1	20	3	13	2	8	4	20	127	127%	127
	2023	6	8	2	8	7	10	1	-	1	3	2	8	56	▲	56
Domestic and Family - Level 2	2024	5	-	-	1	6	3	3	5	1	2	1	3	30	3%	30
	2023	1	2	3	3	1	4	3	4	4	-	1	3	29	▲	29
Felonies and Related Matters	2024	50	36	78	65	29	57	55	28	57	39	49	49	592	2%	592
	2023	28	33	117	25	51	54	23	46	55	41	77	33	583	▲	583
General Civil - Level 1	2024	-	1	-	-	-	1	-	-	-	1	-	-	3	-25%	3
	2023	-	1	1	-	-	-	-	2	-	-	-	-	4	▼	4
General Civil - Level 2	2024	15	13	17	20	15	17	12	16	15	17	11	10	178	26%	178
	2023	10	16	14	12	15	4	16	7	12	15	10	10	141	▲	141
General Civil - Level 3	2024	5	2	10	3	4	9	7	10	1	6	7	3	67	10%	67
	2023	1	8	5	2	5	9	3	10	5	3	8	2	61	▲	61
Miscellaneous Civil	2024	162	164	137	149	122	112	128	165	135	160	164	133	1,731	-7%	1,731
	2023	199	190	204	141	162	142	114	144	121	142	156	143	1,858	▼	1,858
Misdemeanor	2024	66	14	35	10	23	40	21	18	21	8	20	10	286	5%	286
	2023	10	14	96	16	10	14	20	23	28	21	15	5	272	▲	272
Other	2024	38	22	9	19	25	14	33	22	40	32	10	7	271	-41%	271
	2023	38	23	23	14	18	24	12	27	32	19	21	212	463	▼	463
Other Criminally Related Matters	2024	3	3	9	5	11	20	9	14	5	3	5	10	97	-15%	97
	2023	5	12	11	13	13	6	10	7	15	8	6	8	114	▼	114
Probates/Wills & Trusts - Level 1	2024	1	1	-	-	1	-	1	1	-	1	-	1	7	75%	7
	2023	1	-	-	-	1	1	-	-	1	-	-	-	4	▲	4
Probates/Wills & Trusts - Level 2	2024	2	1	2	3	3	1	2	3	6	5	4	1	33	-3%	33
	2023	6	-	3	1	4	5	3	1	3	1	6	1	34	▼	34
Protective Orders	2024	-	1	-	-	2	2	1	-	-	-	-	1	7	-50%	7
	2023	1	2	-	1	3	-	2	1	1	1	1	1	14	▼	14
Uncontested Divorce	2024	10	15	10	11	12	10	9	12	12	11	8	7	127	17%	127
	2023	8	9	11	12	10	10	14	9	4	7	9	6	109	▲	109

This report reflects the case management system. Numbers will update as reports are refreshed and posted. The case types reported may not necessitate judicial involvement.

CPSS-CCMS-10.01 CASELOAD STATISTICS OF THE CIRCUIT COURTS

Loudoun

January 2023 -- December 2024 Filings

Alexandria and Fairfax Circuit are not Included in State Totals.

Dashboard	Monthly Filings Summary	Jan --- Dec Filings				
<p>Court: Loudoun Circuit Start/End Date: Jan-23 / Dec-24 2023 Average Month: 1,029 Jan-Dec 2023: 12,342 Filings Trending: ▲</p> <p>Circuit/Court ID: 20 220107 Type of Case: Filings 2024 Average Month: 1,066 Jan-Dec 2024 : 12,792 Overall AVG. Month: 1,047</p>	<p>Jan 23 - Dec 24</p>	<table border="1" style="margin: auto;"> <tr> <td style="width:50%; text-align: center;">12,792</td> <td style="width:50%; text-align: center;">12,342</td> </tr> <tr> <td style="width:50%; text-align: center;">2024</td> <td style="width:50%; text-align: center;">2023</td> </tr> </table>	12,792	12,342	2024	2023
12,792	12,342					
2024	2023					

Filings by Division																
Divisions		Jan	Feb	Mar	Apr	May	Jun	Jul	Aug	Sep	Oct	Nov	Dec	Thru Dec	% Change	Total
Total	2024	1,065	1,168	1,020	1,139	1,095	989	1,111	1,136	1,050	1,106	939	974	12,792	4%	12,792
	2023	1,192	922	1,175	955	934	942	832	922	917	1,016	957	1,578	12,342	▲	12,342
Civil	2024	161	224	186	187	193	167	182	188	203	204	180	168	2,243	17%	2,243
	2023	136	151	182	149	191	184	151	155	154	164	145	153	1,915	▲	1,915
Criminal	2024	154	176	112	185	177	140	199	192	171	225	149	152	2,032	22%	2,032
	2023	117	111	122	172	91	127	94	150	134	214	171	164	1,667	▲	1,667
Concealed Handgun Permits	2024	284	315	304	292	256	268	286	297	313	281	257	310	3,463	-3%	3,463
	2023	403	347	393	295	276	267	253	228	244	289	288	269	3,552	▼	3,552
Miscellaneous/ Other	2024	465	448	413	472	467	412	441	459	362	393	350	342	5,024	-3%	5,024
	2023	534	307	474	337	370	364	323	386	385	347	353	986	5,166	▼	5,166
Others	2024	1	5	5	3	2	2	3	-	1	3	3	2	30	-29%	30
	2023	2	6	4	2	6	-	11	3	-	2	-	6	42	▼	42

Filings by Case Category																
Case Categories		Jan	Feb	Mar	Apr	May	Jun	Jul	Aug	Sep	Oct	Nov	Dec	Thru Dec	% Change	Total
Administrative Law	2024	1	1	2	2	1	3	1	2	2	2	2	3	22	38%	22
	2023	1	3	2	2	3	-	-	-	2	3	-	-	16	▲	16
Contested Divorce	2024	14	23	35	14	32	20	23	19	19	19	19	19	256	-8%	256
	2023	29	20	34	26	19	30	17	14	25	25	18	20	277	▼	277
Domestic and Family - Level 1	2024	18	54	12	17	23	12	15	21	20	11	28	5	236	43%	236
	2023	5	12	21	19	22	21	7	11	10	7	16	14	165	▲	165
Domestic and Family - Level 2	2024	10	13	9	16	5	3	19	12	10	12	9	10	128	16%	128
	2023	19	12	14	4	16	5	6	7	6	4	8	9	110	▲	110
Felonies and Related Matters	2024	67	85	55	113	100	91	117	116	109	109	93	55	1,110	34%	1,110
	2023	50	48	42	78	54	41	46	81	85	110	119	73	827	▲	827
General Civil - Level 1	2024	2	4	2	4	1	6	-	4	5	2	3	3	36	9%	36
	2023	2	3	2	3	2	4	3	2	2	3	3	4	33	▲	33
General Civil - Level 2	2024	56	54	68	59	64	56	54	57	67	77	49	60	721	37%	721
	2023	30	40	35	36	54	56	44	54	53	46	37	43	528	▲	528
General Civil - Level 3	2024	17	19	17	12	17	22	20	13	17	15	22	18	209	8%	209
	2023	14	9	17	23	23	24	16	18	14	8	14	14	194	▲	194
Miscellaneous Civil	2024	443	466	496	490	457	426	469	512	482	452	392	475	5,560	-1%	5,560
	2023	639	504	591	439	425	425	414	454	424	454	437	408	5,614	▼	5,614
Misdemeanor	2024	50	25	18	45	28	25	17	26	22	44	18	43	361	30%	361
	2023	21	27	22	12	16	22	30	20	27	36	12	33	278	▲	278
Other	2024	291	279	208	249	243	239	233	216	167	208	191	162	2,686	-6%	2,686
	2023	275	142	253	161	197	180	160	139	177	166	182	824	2,856	▼	2,856
Other Criminally Related Matters	2024	37	66	39	27	50	24	68	52	41	72	40	55	571	0%	571
	2023	46	36	60	82	22	66	18	51	22	68	43	59	573	▼	573
Probates/Wills & Trusts - Level 1	2024	-	1	1	-	-	-	-	1	-	2	-	-	5	-17%	5
	2023	-	-	2	-	-	-	2	2	-	-	-	-	6	▼	6
Probates/Wills & Trusts - Level 2	2024	5	8	10	12	13	9	16	15	24	9	13	9	143	10%	143
	2023	9	9	7	8	18	15	12	11	4	19	14	4	130	▲	130
Uncontested Divorce	2024	54	70	48	79	61	53	59	70	65	72	60	57	748	2%	748
	2023	52	57	73	62	63	53	57	58	66	67	54	73	735	▲	735

This report reflects the case management system. Numbers will update as reports are refreshed and posted. The case types reported may not necessitate judicial involvement.

Dashboard		Monthly Filings Summary		Jan --- Dec Filings					
<p>Court: Rappahannock Circuit Start/End Date: Jan-23 / Dec-24 2023 Average Month: 42 Jan-Dec 2023: 507 Filings Trending: ▼</p>	<p>Circuit/Court ID: 20 220157 Type of Case: Filings 2024 Average Month: 40 Jan-Dec 2024 : 484 Overall AVG. Month: 41</p>	<p style="text-align: center; font-weight: bold; color: white;">Jan 23 - Dec 24</p>		<table border="1" style="margin: auto; border-collapse: collapse;"> <tr> <td style="width: 50%; text-align: center; font-weight: bold; font-size: 1.2em;">484</td> <td style="width: 50%; text-align: center; font-weight: bold; font-size: 1.2em;">507</td> </tr> <tr> <td style="text-align: center;">2024</td> <td style="text-align: center;">2023</td> </tr> </table>		484	507	2024	2023
484	507								
2024	2023								

Filings by Division																
Divisions		Jan	Feb	Mar	Apr	May	Jun	Jul	Aug	Sep	Oct	Nov	Dec	Thru Dec	% Change	Total
Total	2024	31	39	43	28	34	86	24	29	54	43	48	25	484	-5%	484
	2023	60	37	49	42	48	39	28	46	56	38	30	34	507	▼	507
Civil	2024	5	3	2	6	3	-	-	1	7	4	3	2	36	-32%	36
	2023	13	7	3	4	6	3	6	5	2	2	-	2	53	▼	53
Criminal	2024	11	13	22	8	18	68	4	5	18	17	18	2	204	14%	204
	2023	12	1	20	22	16	12	4	19	34	23	6	10	179	▲	179
Concealed Handgun Permits	2024	8	15	17	12	9	14	11	19	21	13	23	17	179	7%	179
	2023	27	19	20	12	12	10	8	13	14	8	17	7	167	▲	167
Miscellaneous/ Other	2024	7	8	2	2	4	4	8	4	8	9	4	4	64	-40%	64
	2023	8	10	6	4	14	14	10	8	6	5	7	15	107	▼	107
Others	2024	-	-	-	-	-	-	1	-	-	-	-	-	1	0%	1
	2023	-	-	-	-	-	-	-	1	-	-	-	-	1	↔	1

Filings by Case Category																
Case Categories		Jan	Feb	Mar	Apr	May	Jun	Jul	Aug	Sep	Oct	Nov	Dec	Thru Dec	% Change	Total
Aggravated Murder	2024	-	-	-	-	-	-	-	-	-	-	-	-	0	-100%	0
	2023	-	-	-	1	-	-	-	-	-	-	-	-	-	1	▼
Contested Divorce	2024	1	-	1	-	-	-	-	-	-	-	-	-	2	-60%	2
	2023	1	1	-	-	1	-	1	1	-	-	-	-	5	▼	5
Domestic and Family - Level 1	2024	1	-	-	2	-	-	-	-	4	1	1	1	10	-17%	10
	2023	4	1	-	3	-	2	1	-	1	-	-	-	12	▼	12
Domestic and Family - Level 2	2024	-	-	-	-	-	-	-	-	-	-	-	-	0	-100%	0
	2023	-	-	-	-	-	-	-	-	-	1	-	-	1	▼	1
Felonies and Related Matters	2024	10	8	14	2	10	57	2	1	15	11	13	-	143	22%	143
	2023	8	1	15	14	6	10	-	16	24	15	4	4	117	▲	117
General Civil - Level 1	2024	-	-	-	-	-	-	-	-	-	1	-	-	1	1	1
	2023	-	-	-	-	-	-	-	-	-	-	-	-	-	0	↔
General Civil - Level 2	2024	1	3	-	3	-	-	-	1	2	-	-	-	10	-50%	10
	2023	-	5	2	1	3	2	2	2	-	1	-	2	20	▼	20
General Civil - Level 3	2024	1	-	2	1	2	-	2	-	1	-	-	1	10	-33%	10
	2023	8	1	1	-	2	-	1	1	-	-	-	1	15	▼	15
Miscellaneous Civil	2024	15	19	18	14	13	18	17	22	29	21	26	19	231	16%	231
	2023	29	23	21	15	15	15	10	16	16	8	22	10	200	▲	200
Misdemeanor	2024	1	2	8	3	6	11	1	3	3	4	3	2	47	-2%	47
	2023	3	-	5	7	10	2	1	1	8	6	1	4	48	▼	48
Other	2024	-	3	-	-	-	-	1	1	-	1	-	-	6	-91%	6
	2023	6	5	4	1	10	7	7	6	3	5	1	12	67	▼	67
Other Criminally Related Matters	2024	-	3	-	3	2	-	1	1	-	2	3	-	15	15%	15
	2023	1	-	-	-	-	-	3	2	2	2	1	2	13	▲	13
Probates/Wills & Trusts - Level 1	2024	-	-	-	-	-	-	-	-	-	-	1	-	1	1	1
	2023	-	-	-	-	-	-	-	-	-	-	-	-	0	↔	0
Probates/Wills & Trusts - Level 2	2024	-	-	-	-	-	1	1	-	-	1	-	1	2	-50%	2
	2023	-	-	-	-	1	1	2	-	-	-	-	-	4	▼	4
Uncontested Divorce	2024	1	1	-	-	1	-	-	-	-	-	2	1	6	50%	6
	2023	-	-	1	-	-	-	-	1	2	-	-	-	4	▲	4

This report reflects the case management system. Numbers will update as reports are refreshed and posted. The case types reported may not necessitate judicial involvement.

Dashboard		Monthly Filings Summary		Jan --- Dec Filings	
Court: Henry Circuit	Circuit/Court ID: 21 221089	<p>Jan 23 - Dec 24</p>		<p>4,624 5,037</p> <p>2024 2023</p>	
Start/End Date: Jan-23 / Dec-24	Type of Case: Filings				
2023 Average Month: 420	2024 Average Month: 385				
Jan-Dec 2023: 5,037	Jan-Dec 2024 : 4,624				
Filings Trending: ▼	Overall AVG. Month: 403				

Filings by Division																
Divisions		Jan	Feb	Mar	Apr	May	Jun	Jul	Aug	Sep	Oct	Nov	Dec	Thru Dec	% Change	Total
Total	2024	337	446	419	345	474	320	419	360	343	432	382	347	4,624	-8%	4,624
	2023	532	393	515	387	517	345	460	373	426	334	394	361	5,037	▼	5,037
Civil	2024	18	36	38	34	31	25	22	36	34	39	28	36	377	4%	377
	2023	26	32	35	31	36	29	32	39	31	29	17	24	361	▲	361
Criminal	2024	142	235	218	144	266	156	216	170	185	196	217	169	2,314	-11%	2,314
	2023	285	160	273	179	308	158	269	156	235	143	233	190	2,589	▼	2,589
Concealed Handgun Permits	2024	101	91	94	91	91	72	95	85	81	116	69	87	1,073	-11%	1,073
	2023	157	115	141	107	98	82	88	94	87	83	71	76	1,199	▼	1,199
Miscellaneous/ Other	2024	76	84	67	74	86	66	86	69	43	80	68	55	854	-4%	854
	2023	64	86	66	69	75	76	71	84	73	79	73	71	887	▼	887
Others	2024	-	-	2	2	-	1	-	-	-	1	-	-	6	500%	6
	2023	-	-	-	1	-	-	-	-	-	-	-	-	1	▲	1

Filings by Case Category																
Case Categories		Jan	Feb	Mar	Apr	May	Jun	Jul	Aug	Sep	Oct	Nov	Dec	Thru Dec	% Change	Total
Administrative Law	2024	-	-	-	-	-	-	-	-	-	-	1	-	1	-50%	1
	2023	-	-	-	-	-	-	1	-	1	-	-	-	2	▼	2
Aggravated Murder	2024	-	-	2	-	-	-	-	-	-	-	-	-	2	0%	2
	2023	-	-	-	-	-	-	1	-	-	-	1	-	2	↔	2
Contested Divorce	2024	4	9	6	3	5	3	1	3	2	4	4	1	45	-8%	45
	2023	6	3	7	1	2	6	4	4	8	3	2	3	49	▼	49
Domestic and Family - Level 1	2024	2	1	7	2	7	1	4	9	8	9	9	2	61	39%	61
	2023	6	1	4	1	7	7	2	8	4	3	1	-	44	▲	44
Domestic and Family - Level 2	2024	1	1	1	1	2	1	1	5	3	3	2	3	24	33%	24
	2023	-	2	1	2	4	-	-	3	2	2	2	-	18	▲	18
Felonies and Related Matters	2024	109	175	144	87	205	109	148	109	134	113	149	105	1,587	-11%	1,587
	2023	182	116	182	96	192	109	228	108	181	84	166	132	1,776	▼	1,776
General Civil - Level 1	2024	-	-	-	-	-	-	-	-	-	1	1	-	2	100%	2
	2023	-	-	-	-	-	-	1	-	-	-	-	-	1	▲	1
General Civil - Level 2	2024	1	6	3	5	4	3	3	3	4	6	3	6	47	12%	47
	2023	3	4	7	4	2	3	5	4	2	3	1	4	42	▲	42
General Civil - Level 3	2024	4	8	6	6	5	6	6	4	5	6	5	4	65	-10%	65
	2023	6	8	2	6	5	5	4	8	4	7	7	10	72	▼	72
Miscellaneous Civil	2024	127	117	118	120	110	101	122	108	90	141	96	110	1,360	-10%	1,360
	2023	172	144	174	138	115	112	116	123	107	123	93	98	1,515	▼	1,515
Misdemeanor	2024	23	49	61	46	48	31	53	51	39	64	59	41	565	-17%	565
	2023	92	41	77	52	104	46	36	39	49	44	49	49	678	▼	678
Other	2024	50	58	44	45	64	38	58	45	33	52	38	32	557	-2%	557
	2023	48	56	33	38	58	46	45	53	54	37	50	48	566	▼	566
Other Criminally Related Matters	2024	10	11	11	12	13	16	15	11	13	20	10	23	165	23%	165
	2023	11	3	15	31	12	3	4	9	5	15	17	9	134	▲	134
Probates/Wills & Trusts - Level 1	2024	-	-	-	-	-	-	-	1	-	-	-	1	2	-60%	2
	2023	-	1	-	1	1	-	2	-	-	-	-	-	5	▼	5
Probates/Wills & Trusts - Level 2	2024	2	2	2	5	1	3	1	-	3	4	-	3	26	-10%	26
	2023	-	4	-	3	4	2	1	2	4	5	3	1	29	▼	29
Uncontested Divorce	2024	4	9	14	13	10	8	7	11	9	9	5	16	115	11%	115
	2023	6	10	13	14	11	6	10	12	5	8	2	7	104	▲	104

This report reflects the case management system. Numbers will update as reports are refreshed and posted. The case types reported may not necessitate judicial involvement.

CPSS-CCMS-10.01 CASELOAD STATISTICS OF THE CIRCUIT COURTS

January 2023 -- December 2024 Filings

Alexandria and Fairfax Circuit are not Included in State Totals.

Dashboard		Monthly Filings Summary		Jan --- Dec Filings	
<p>Court: Patrick Circuit Start/End Date: Jan-23 / Dec-24 2023 Average Month: 168 Jan-Dec 2023: 2,014 Filings Trending: ▼</p>	<p>Circuit/Court ID: 21 221141 Type of Case: Filings 2024 Average Month: 154 Jan-Dec 2024 : 1,843 Overall AVG. Month: 161</p>	<p style="text-align: center; font-weight: bold;">Jan 23 - Dec 24</p>		<p style="text-align: center; font-weight: bold;">2024 2023</p>	

Filings by Division																
Divisions		Jan	Feb	Mar	Apr	May	Jun	Jul	Aug	Sep	Oct	Nov	Dec	Thru Dec	% Change	Total
Total	2024	180	121	158	174	124	136	205	160	137	170	126	152	1,843	-8%	1,843
	2023	192	165	216	177	141	135	142	199	294	96	123	134	2,014	▼	2,014
Civil	2024	10	12	8	9	10	7	11	6	10	10	4	5	102	-16%	102
	2023	4	11	17	9	14	9	8	17	3	8	6	15	121	▼	121
Criminal	2024	113	58	100	116	67	74	156	93	90	86	80	108	1,141	-7%	1,141
	2023	95	66	127	121	75	73	84	133	247	53	83	72	1,229	▼	1,229
Concealed Handgun Permits	2024	47	49	43	41	37	41	34	56	32	63	38	34	515	-9%	515
	2023	87	83	58	41	41	45	42	45	34	23	26	41	566	▼	566
Miscellaneous/Other	2024	10	2	7	8	9	13	4	5	5	11	4	5	83	-14%	83
	2023	6	5	14	6	11	7	8	4	10	12	8	6	97	▼	97
Others	2024	-	-	-	-	1	1	-	-	-	-	-	-	2	100%	2
	2023	-	-	-	-	-	1	-	-	-	-	-	-	1	▲	1

Filings by Case Category																
Case Categories		Jan	Feb	Mar	Apr	May	Jun	Jul	Aug	Sep	Oct	Nov	Dec	Thru Dec	% Change	Total
Administrative Law	2024	-	-	-	-	-	-	-	-	-	-	-	-	0	-100%	0
	2023	-	-	1	-	-	-	-	-	-	-	-	-	-	1	▼
Aggravated Murder	2024	-	-	-	-	-	-	-	-	-	-	-	-	0	-100%	0
	2023	-	-	-	-	-	-	-	-	-	-	-	1	1	▼	1
Contested Divorce	2024	2	3	-	2	2	1	2	-	-	-	-	1	13	-41%	13
	2023	-	1	4	2	1	2	3	2	-	4	1	2	22	▼	22
Domestic and Family - Level 1	2024	1	1	1	1	1	1	2	2	3	1	-	2	16	78%	16
	2023	1	1	-	2	1	-	-	3	-	-	1	-	9	▲	9
Domestic and Family - Level 2	2024	-	-	-	2	-	-	2	-	1	-	-	-	5	0%	5
	2023	-	1	-	2	-	-	1	-	-	-	-	-	5	↔	5
Felonies and Related Matters	2024	46	31	70	54	29	64	66	54	61	43	35	85	638	-24%	638
	2023	49	31	102	73	51	58	48	101	190	34	44	62	843	▼	843
General Civil - Level 1	2024	-	-	-	-	-	-	-	-	-	-	-	-	0	-100%	0
	2023	-	-	-	-	-	-	-	-	-	-	-	1	1	▼	1
General Civil - Level 2	2024	5	2	1	-	1	1	-	-	-	2	-	-	12	-61%	12
	2023	1	-	3	-	4	6	2	5	2	2	3	3	31	▼	31
General Civil - Level 3	2024	-	1	-	-	1	-	3	2	-	1	1	-	9	-25%	9
	2023	-	1	5	2	2	-	-	-	-	-	1	1	12	▼	12
Miscellaneous Civil	2024	57	51	50	49	46	54	38	61	37	74	42	38	597	-8%	597
	2023	93	88	67	46	51	52	49	49	43	33	33	47	651	▼	651
Misdemeanor	2024	38	21	30	34	34	10	53	39	29	26	32	22	368	17%	368
	2023	34	21	25	33	26	15	21	29	47	19	34	10	314	▲	314
Other	2024	-	-	-	-	1	1	-	-	1	-	-	-	3	200%	3
	2023	-	-	-	-	-	1	-	-	-	-	-	-	1	▲	1
Other Criminally Related Matters	2024	29	6	-	28	4	-	37	-	-	17	13	1	135	80%	135
	2023	12	14	-	15	2	-	15	3	10	-	4	-	75	▲	75
Probates/Wills & Trusts - Level 2	2024	-	2	1	-	4	-	1	-	4	1	-	2	15	0%	15
	2023	-	2	1	1	1	1	1	2	-	1	-	5	15	↔	15
Uncontested Divorce	2024	2	3	5	4	1	4	1	2	1	5	2	2	32	-3%	32
	2023	2	5	8	1	2	-	2	5	1	1	2	4	33	▼	33

This report reflects the case management system. Numbers will update as reports are refreshed and posted. The case types reported may not necessitate judicial involvement.

Dashboard		Monthly Filings Summary		Jan --- Dec Filings	
Court: Martinsville Circuit	Circuit/Court ID: 21 221690				
Start/End Date: Jan-23 / Dec-24	Type of Case: Filings				
2023 Average Month: 169	2024 Average Month: 177				
Jan-Dec 2023: 2,027	Jan-Dec 2024 : 2,121				
Filings Trending: ▲	Overall AVG. Month: 173				

Filings by Division																
Divisions		Jan	Feb	Mar	Apr	May	Jun	Jul	Aug	Sep	Oct	Nov	Dec	Thru Dec	% Change	Total
Total	2024	186	291	170	129	196	131	230	159	131	134	242	122	2,121	5%	2,121
	2023	172	238	211	121	206	150	165	150	109	186	179	140	2,027	▲	2,027
Civil	2024	13	15	17	6	7	18	9	4	9	13	10	6	127	10%	127
	2023	9	7	14	7	13	3	9	20	7	10	5	11	115	▲	115
Criminal	2024	103	225	112	64	128	61	139	83	72	67	182	71	1,307	-2%	1,307
	2023	109	185	112	69	140	110	105	82	65	123	136	101	1,337	▼	1,337
Concealed Handgun Permits	2024	12	18	21	19	10	10	14	12	11	14	18	11	170	0%	170
	2023	14	23	23	9	17	14	9	11	17	12	11	10	170	↔	170
Miscellaneous/ Other	2024	58	33	20	40	51	42	68	60	39	40	32	34	517	28%	517
	2023	40	23	62	36	36	23	42	37	20	40	27	18	404	▲	404
Others	2024	-	-	-	-	-	-	-	-	-	-	-	-	0	-100%	0
	2023	-	-	-	-	-	-	-	-	-	1	-	-	1	▼	1

Filings by Case Category																
Case Categories		Jan	Feb	Mar	Apr	May	Jun	Jul	Aug	Sep	Oct	Nov	Dec	Thru Dec	% Change	Total
Administrative Law	2024	-	-	-	-	1	-	-	-	-	-	-	-	1	0%	1
	2023	-	-	-	-	-	-	-	-	-	-	1	-	1	↔	1
Aggravated Murder	2024	-	1	-	-	-	-	-	-	-	-	-	-	1	1	1
	2023	-	-	-	-	-	-	-	-	-	-	-	-	0	↔	0
Contested Divorce	2024	4	2	1	3	-	-	-	1	1	-	-	1	13	63%	13
	2023	2	-	1	1	2	-	1	-	-	-	1	-	8	▲	8
Domestic and Family - Level 1	2024	-	-	6	-	-	11	5	-	-	2	-	-	24	50%	24
	2023	-	-	2	2	1	-	-	10	-	-	-	1	16	▲	16
Domestic and Family - Level 2	2024	-	-	-	-	-	-	-	-	-	1	-	-	1	-67%	1
	2023	-	-	1	-	-	-	-	-	-	-	-	2	3	▼	3
Felonies and Related Matters	2024	73	158	77	34	84	35	103	52	46	46	144	46	898	7%	898
	2023	67	128	58	50	89	75	54	48	31	76	97	65	838	▲	838
General Civil - Level 1	2024	1	1	-	-	-	-	-	-	-	1	1	1	5	67%	5
	2023	-	-	-	-	1	-	-	1	-	-	-	1	3	▲	3
General Civil - Level 2	2024	-	3	-	1	1	3	3	1	3	4	1	1	21	-22%	21
	2023	2	2	1	2	4	2	2	5	1	4	-	2	27	▼	27
General Civil - Level 3	2024	7	2	2	2	3	3	2	1	1	3	6	4	36	-46%	36
	2023	3	1	8	12	14	3	2	6	6	3	2	7	67	▼	67
Miscellaneous Civil	2024	19	24	29	30	17	18	32	27	22	20	28	18	284	10%	284
	2023	18	27	33	16	23	22	20	17	27	21	17	17	258	▲	258
Misdemeanor	2024	23	23	29	20	26	20	30	19	21	11	18	20	260	-15%	260
	2023	21	31	29	13	34	26	17	27	19	39	20	30	306	▼	306
Other	2024	49	26	12	29	42	32	48	43	27	33	22	25	388	42%	388
	2023	35	19	52	17	18	12	30	23	9	29	21	9	274	▲	274
Other Criminally Related Matters	2024	7	44	6	10	18	7	6	12	5	10	20	5	150	-22%	150
	2023	21	26	25	6	17	9	34	7	15	8	19	6	193	▼	193
Probates/Wills & Trusts - Level 1	2024	-	-	-	-	-	-	-	-	-	-	1	-	1	1	1
	2023	-	-	-	-	-	-	-	-	-	-	-	-	0	↔	0
Probates/Wills & Trusts - Level 2	2024	3	4	7	-	2	1	-	2	2	-	-	1	22	57%	22
	2023	2	2	-	-	-	-	1	3	1	4	1	-	14	▲	14
Uncontested Divorce	2024	-	3	1	-	2	1	1	1	3	3	1	-	16	-16%	16
	2023	1	2	1	2	3	1	4	3	-	-	-	-	19	▼	19

This report reflects the case management system. Numbers will update as reports are refreshed and posted. The case types reported may not necessitate judicial involvement.

CPSS-CCMS-10.01 CASELOAD STATISTICS OF THE CIRCUIT COURTS

Franklin County

January 2023 -- December 2024 Filings

Alexandria and Fairfax Circuit are not Included in State Totals.

Dashboard		Monthly Filings Summary		Jan --- Dec Filings			
Court: Franklin County Circuit Start/End Date: Jan-23 / Dec-24 2023 Average Month: 382 Jan-Dec 2023: 4,581 Filings Trending: ↔		Circuit/Court ID: 22 222067 Type of Case: Filings 2024 Average Month: 390 Jan-Dec 2024 : 4,682 Overall AVG. Month: 386					

Filings by Division																
Divisions		Jan	Feb	Mar	Apr	May	Jun	Jul	Aug	Sep	Oct	Nov	Dec	Thru Dec	% Change	Total
Total	2024	408	411	388	434	313	453	323	377	337	548	325	365	4,682	2%	4,682
	2023	361	419	438	496	364	406	302	446	258	452	249	390	4,581	▲	4,581
Civil	2024	28	52	38	37	38	47	52	25	45	59	65	30	516	-14%	516
	2023	45	38	50	39	59	47	67	51	49	55	44	53	597	▼	597
Criminal	2024	182	142	133	228	124	253	107	196	141	291	98	169	2,064	1%	2,064
	2023	122	177	186	297	148	196	111	262	78	222	63	176	2,038	▲	2,038
Concealed Handgun Permits	2024	142	141	131	96	82	82	98	98	90	135	94	114	1,303	-9%	1,303
	2023	147	146	166	135	107	120	88	89	82	135	98	122	1,435	▼	1,435
Miscellaneous/ Other	2024	56	76	85	73	69	69	66	58	60	63	68	52	795	56%	795
	2023	46	58	36	25	50	43	36	44	49	40	44	39	510	▲	510
Others	2024	-	-	1	-	-	2	-	-	1	-	-	-	4	300%	4
	2023	1	-	-	-	-	-	-	-	-	-	-	-	1	▲	1

Filings by Case Category																
Case Categories		Jan	Feb	Mar	Apr	May	Jun	Jul	Aug	Sep	Oct	Nov	Dec	Thru Dec	% Change	Total
Administrative Law	2024	-	-	-	-	-	-	-	-	1	-	-	-	1	-50%	1
	2023	-	-	-	-	1	1	-	-	-	-	-	-	2	▼	2
Aggravated Murder	2024	-	-	-	1	-	-	-	-	-	-	-	-	1	0%	1
	2023	-	-	-	-	-	-	-	1	-	-	-	-	1	↔	1
Contested Divorce	2024	3	4	9	6	7	4	-	3	2	6	3	1	48	7%	48
	2023	5	4	8	3	2	2	4	5	3	5	3	1	45	▲	45
Domestic and Family - Level 1	2024	3	22	2	8	10	10	20	5	19	25	19	10	153	-17%	153
	2023	20	11	16	11	12	14	30	10	14	30	10	6	184	▼	184
Domestic and Family - Level 2	2024	3	3	1	1	1	2	-	-	1	2	4	-	18	-42%	18
	2023	4	-	-	4	4	1	3	6	3	3	1	2	31	▼	31
Felonies and Related Matters	2024	136	115	106	178	107	202	95	146	114	234	69	150	1,652	-3%	1,652
	2023	102	158	154	253	124	172	89	209	62	177	52	156	1,708	▼	1,708
General Civil - Level 1	2024	1	1	-	-	-	-	-	1	-	-	-	1	4	33%	4
	2023	-	1	-	-	-	-	1	-	-	1	-	-	3	▲	3
General Civil - Level 2	2024	5	8	8	6	1	8	6	7	9	9	5	10	82	-2%	82
	2023	5	4	8	7	7	6	9	11	8	6	6	7	84	▼	84
General Civil - Level 3	2024	6	3	4	4	6	11	4	-	1	3	10	2	54	-27%	54
	2023	3	5	5	3	17	5	5	3	5	3	8	12	74	▼	74
Miscellaneous Civil	2024	155	164	154	116	95	90	116	111	113	154	115	129	1,512	-8%	1,512
	2023	157	167	186	146	125	135	103	110	98	159	119	143	1,648	▼	1,648
Misdemeanor	2024	40	23	21	43	11	47	16	39	22	49	24	13	348	16%	348
	2023	20	17	30	40	21	22	14	46	14	37	8	32	301	▲	301
Other	2024	40	48	57	52	56	64	46	43	35	44	46	35	566	113%	566
	2023	31	34	13	13	28	29	17	22	28	16	20	15	266	▲	266
Other Criminally Related Matters	2024	6	6	7	6	6	4	5	11	7	8	13	6	85	67%	85
	2023	2	2	2	4	3	4	8	7	4	8	3	4	51	▲	51
Probates/Wills & Trusts - Level 1	2024	-	-	1	-	-	1	-	-	-	-	-	1	3	0%	3
	2023	-	-	-	-	-	1	-	-	-	-	-	2	3	↔	3
Probates/Wills & Trusts - Level 2	2024	2	4	4	3	1	5	5	3	5	1	4	4	41	-2%	41
	2023	6	3	5	3	4	5	2	6	4	-	2	2	42	▼	42
Protective Orders	2024	-	-	2	-	-	-	-	-	-	-	-	1	3	-67%	3
	2023	-	2	2	1	-	1	-	-	-	-	3	-	9	▼	9
Uncontested Divorce	2024	8	10	12	10	12	5	10	8	8	13	12	3	111	-14%	111
	2023	6	11	9	8	16	8	17	10	15	7	14	8	129	▼	129

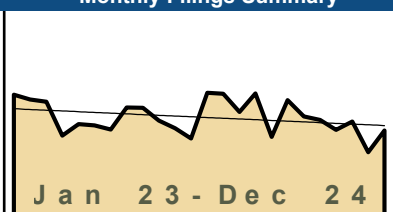
This report reflects the case management system. Numbers will update as reports are refreshed and posted. The case types reported may not necessitate judicial involvement.

CPSS-CCMS-10.01 CASELOAD STATISTICS OF THE CIRCUIT COURTS

Pittsylvania

January 2023 -- December 2024 Filings

Alexandria and Fairfax Circuit are not Included in State Totals.

Dashboard		Monthly Filings Summary		Jan --- Dec Filings					
<p>Court: Pittsylvania Circuit Start/End Date: Jan-23 / Dec-24 2023 Average Month: 373 Jan-Dec 2023: 4,472 Filings Trending: ↔</p>	<p>Circuit/Court ID: 22 222143 Type of Case: Filings 2024 Average Month: 377 Jan-Dec 2024 : 4,524 Overall AVG. Month: 375</p>	 <p style="text-align: center; font-weight: bold;">Jan 23 - Dec 24</p>		<table border="1" style="margin: auto;"> <tr> <td style="text-align: center; font-weight: bold; font-size: 1.2em;">4,524</td> <td style="text-align: center; font-weight: bold; font-size: 1.2em;">4,472</td> </tr> <tr> <td style="text-align: center; font-size: 0.8em;">2024</td> <td style="text-align: center; font-size: 0.8em;">2023</td> </tr> </table>		4,524	4,472	2024	2023
4,524	4,472								
2024	2023								

Filings by Division																
Divisions		Jan	Feb	Mar	Apr	May	Jun	Jul	Aug	Sep	Oct	Nov	Dec	Thru Dec	% Change	Total
Total	2024	468	464	395	465	300	440	378	364	327	358	241	324	4,524	1%	4,524
	2023	461	442	434	304	348	344	328	412	411	362	332	294	4,472	▲	4,472
Civil	2024	28	43	50	48	40	73	42	35	15	47	24	26	471	10%	471
	2023	29	39	49	29	29	47	33	42	39	34	36	24	430	▲	430
Criminal	2024	118	178	63	186	55	175	121	146	98	94	53	118	1,405	2%	1,405
	2023	108	148	116	73	77	127	123	163	145	128	86	86	1,380	▲	1,380
Concealed Handgun Permits	2024	170	164	203	131	127	78	129	95	117	121	101	125	1,561	-10%	1,561
	2023	201	173	185	137	140	116	109	123	137	138	145	124	1,728	▼	1,728
Miscellaneous/ Other	2024	120	73	79	100	78	114	86	88	96	96	63	55	1,048	13%	1,048
	2023	121	82	83	65	101	52	61	84	90	62	64	60	925	▲	925
Others	2024	32	6	-	-	-	-	-	-	1	-	-	-	39	333%	39
	2023	2	-	1	-	1	2	2	-	-	-	1	-	9	▲	9

Filings by Case Category																
Case Categories		Jan	Feb	Mar	Apr	May	Jun	Jul	Aug	Sep	Oct	Nov	Dec	Thru Dec	% Change	Total
Administrative Law	2024	-	-	-	-	-	-	-	-	-	1	-	-	1	-67%	1
	2023	1	-	1	-	-	1	-	-	-	-	-	-	3	▼	3
Aggravated Murder	2024	-	-	-	-	-	-	6	-	-	2	-	-	8	8	8
	2023	-	-	-	-	-	-	-	-	-	-	-	-	0	↔	0
Contested Divorce	2024	2	6	5	5	4	2	4	4	3	3	2	3	43	-19%	43
	2023	5	5	3	1	3	6	5	7	3	5	6	4	53	▼	53
Domestic and Family - Level 1	2024	7	12	17	20	9	41	12	15	1	20	4	6	164	49%	164
	2023	3	12	9	7	8	14	5	12	22	9	4	5	110	▲	110
Domestic and Family - Level 2	2024	-	4	6	2	3	2	5	1	-	6	2	4	35	30%	35
	2023	-	7	4	3	1	1	2	2	2	4	2	2	27	▲	27
Felonies and Related Matters	2024	74	138	44	160	38	128	79	104	66	61	25	80	997	-6%	997
	2023	82	117	80	53	54	96	93	142	101	104	70	69	1,061	▼	1,061
General Civil - Level 1	2024	2	1	1	-	-	1	-	1	-	-	-	-	6	20%	6
	2023	-	-	-	-	1	-	-	1	1	-	-	2	5	▲	5
General Civil - Level 2	2024	3	10	7	2	4	4	8	3	2	3	3	9	58	21%	58
	2023	2	4	6	5	4	6	1	9	1	3	5	2	48	▲	48
General Civil - Level 3	2024	3	9	8	9	3	4	4	3	5	7	2	3	60	-14%	60
	2023	9	4	9	2	5	7	6	7	6	8	5	2	70	▼	70
Miscellaneous Civil	2024	193	190	231	158	152	96	160	125	140	144	118	142	1,849	-8%	1,849
	2023	226	201	215	158	174	136	125	151	161	156	165	142	2,010	▼	2,010
Misdemeanor	2024	38	33	17	23	13	34	28	31	21	23	23	32	316	12%	316
	2023	25	25	35	16	24	27	25	15	40	18	16	15	281	▲	281
Other	2024	126	48	47	73	54	96	51	59	72	70	41	32	769	23%	769
	2023	98	49	48	43	67	31	46	50	64	41	44	43	624	▲	624
Other Criminally Related Matters	2024	6	7	2	3	4	14	8	11	11	9	5	6	86	91%	86
	2023	1	6	2	4	-	5	5	6	5	6	3	2	45	▲	45
Probates/Wills & Trusts - Level 1	2024	-	-	-	-	-	-	-	-	-	-	-	-	0	-100%	0
	2023	-	1	-	1	-	-	-	-	-	1	-	1	4	▼	4
Probates/Wills & Trusts - Level 2	2024	-	1	2	-	2	2	1	2	-	-	3	-	13	-41%	13
	2023	-	5	5	-	1	-	3	-	2	3	2	1	22	▼	22
Uncontested Divorce	2024	14	5	8	10	14	16	12	5	6	9	13	7	119	9%	119
	2023	9	13	14	10	4	14	14	10	3	6	8	4	109	▲	109

Dashboard	Monthly Filings Summary	Jan --- Dec Filings
<p>Court: Danville Circuit Start/End Date: Jan-23 / Dec-24 2023 Average Month: 399 Jan-Dec 2023: 4,792 Filings Trending: ↔</p>	<p>Circuit/Court ID: 22 222590 Type of Case: Filings 2024 Average Month: 398 Jan-Dec 2024 : 4,770 Overall AVG. Month: 398</p>	<div style="text-align: center;"> <p>4,770 4,792</p> <p>2024 2023</p> </div>

Filings by Division																
Divisions		Jan	Feb	Mar	Apr	May	Jun	Jul	Aug	Sep	Oct	Nov	Dec	Thru Dec	% Change	Total
Total	2024	528	437	383	479	341	386	393	468	350	430	293	282	4,770	0%	4,770
	2023	497	529	430	374	407	355	336	400	394	431	360	279	4,792	▼	4,792
Civil	2024	29	39	33	43	35	24	40	29	33	60	20	17	402	18%	402
	2023	20	16	39	30	21	24	23	39	35	22	40	31	340	▲	340
Criminal	2024	321	253	138	261	142	217	190	283	161	243	151	163	2,523	-7%	2,523
	2023	311	343	221	194	208	187	180	244	227	271	187	134	2,707	▼	2,707
Concealed Handgun Permits	2024	47	31	59	53	48	47	37	31	38	30	41	28	490	-24%	490
	2023	64	67	72	58	48	46	47	39	51	42	52	56	642	▼	642
Miscellaneous/Other	2024	124	102	145	122	116	95	126	123	109	95	62	74	1,293	18%	1,293
	2023	99	102	97	92	129	98	86	78	81	96	80	57	1,095	▲	1,095
Others	2024	7	12	8	-	-	3	-	2	9	2	19	-	62	675%	62
	2023	3	1	1	-	1	-	-	-	-	-	1	1	8	▲	8

Filings by Case Category																
Case Categories		Jan	Feb	Mar	Apr	May	Jun	Jul	Aug	Sep	Oct	Nov	Dec	Thru Dec	% Change	Total
Administrative Law	2024	1	-	-	-	1	1	2	-	-	-	-	-	5	67%	5
	2023	-	-	-	-	-	1	1	1	-	-	-	-	3	▲	3
Aggravated Murder	2024	-	-	-	-	-	-	-	-	-	-	-	-	0	-100%	0
	2023	-	-	-	2	-	-	-	-	-	-	-	-	2	▼	2
Contested Divorce	2024	2	2	2	4	2	2	3	1	2	1	1	-	22	-4%	22
	2023	-	1	5	2	3	1	2	2	3	-	3	1	23	▼	23
Domestic and Family - Level 1	2024	1	6	4	8	4	2	4	8	7	15	1	5	65	-14%	65
	2023	6	3	9	3	3	1	8	5	11	9	6	12	76	▼	76
Domestic and Family - Level 2	2024	2	2	4	12	2	1	-	1	-	1	1	-	26	13%	26
	2023	-	-	1	7	1	-	1	-	-	1	-	12	23	▲	23
Felonies and Related Matters	2024	216	174	79	172	82	142	125	180	122	172	91	83	1,638	-15%	1,638
	2023	208	247	144	139	142	133	136	181	162	207	153	85	1,937	▼	1,937
General Civil - Level 1	2024	2	1	-	2	1	2	-	1	-	-	-	-	9	50%	9
	2023	-	-	1	-	1	1	-	-	1	-	-	2	6	▲	6
General Civil - Level 2	2024	8	4	7	8	5	4	9	7	8	8	7	6	81	47%	81
	2023	7	2	6	2	8	4	5	5	4	5	4	3	55	▲	55
General Civil - Level 3	2024	4	10	6	5	7	7	7	3	11	8	3	4	75	-26%	75
	2023	11	8	13	9	8	4	5	14	5	5	13	7	102	▼	102
Miscellaneous Civil	2024	63	59	87	65	66	59	54	53	51	43	44	40	684	-18%	684
	2023	79	88	91	69	64	63	65	60	68	56	66	65	834	▼	834
Misdemeanor	2024	99	85	40	62	49	67	61	91	34	83	51	72	794	14%	794
	2023	94	91	58	45	53	55	35	61	60	57	47	38	694	▲	694
Other	2024	110	83	123	107	96	85	110	103	105	84	77	59	1,142	37%	1,142
	2023	80	77	72	77	103	76	65	49	58	77	59	43	836	▲	836
Other Criminally Related Matters	2024	6	4	22	29	11	8	14	14	8	8	9	9	142	13%	142
	2023	9	7	20	13	13	12	10	8	11	8	4	11	126	▲	126
Probates/Wills & Trusts - Level 1	2024	-	-	-	-	-	-	-	1	-	-	-	-	1	1	1
	2023	-	-	-	-	-	-	-	-	-	-	-	-	0	↔	0
Probates/Wills & Trusts - Level 2	2024	-	-	2	-	3	-	-	3	1	1	4	2	16	-11%	16
	2023	-	1	2	2	1	-	3	5	2	2	-	-	18	▼	18
Uncontested Divorce	2024	14	7	7	5	12	6	4	2	1	6	4	2	70	23%	70
	2023	3	4	8	4	7	4	-	9	9	4	5	-	57	▲	57

This report reflects the case management system. Numbers will update as reports are refreshed and posted. The case types reported may not necessitate judicial involvement.

CPSS-CCMS-10.01 CASELOAD STATISTICS OF THE CIRCUIT COURTS

January 2023 -- December 2024 Filings

Alexandria and Fairfax Circuit are not Included in State Totals.

Dashboard	Monthly Filings Summary	Jan --- Dec Filings
<p>Court: Roanoke County Circuit Start/End Date: Jan-23 / Dec-24 2023 Average Month: 445 Jan-Dec 2023: 5,335 Filings Trending: ↔</p>	<p>Jan 23 - Dec 24</p>	<p>5,432 5,335</p> <p>2024 2023</p>
<p>Circuit/Court ID: 23 223161 Type of Case: Filings 2024 Average Month: 453 Jan-Dec 2024 : 5,432 Overall AVG. Month: 449</p>		

Filings by Division																
Divisions		Jan	Feb	Mar	Apr	May	Jun	Jul	Aug	Sep	Oct	Nov	Dec	Thru Dec	% Change	Total
Total	2024	442	557	454	503	424	443	388	578	354	546	325	418	5,432	2%	5,432
	2023	442	547	550	467	433	431	351	488	381	476	337	432	5,335	▲	5,335
Civil	2024	48	74	56	67	68	63	87	59	52	64	41	42	721	15%	721
	2023	55	50	64	50	46	52	54	57	46	64	40	50	628	▲	628
Criminal	2024	137	213	114	200	134	191	116	269	82	222	103	202	1,983	4%	1,983
	2023	127	209	156	178	141	174	102	219	132	181	92	191	1,902	▲	1,902
Concealed Handgun Permits	2024	180	202	176	144	132	126	133	163	129	184	117	119	1,805	-9%	1,805
	2023	200	221	237	164	192	160	130	130	133	145	150	128	1,990	▼	1,990
Miscellaneous/Other	2024	77	68	108	92	90	63	52	86	91	76	64	55	922	13%	922
	2023	60	67	93	75	54	45	65	82	70	86	55	63	815	▲	815
Others	2024	-	-	-	-	-	-	-	1	-	-	-	-	1	1	1
	2023	-	-	-	-	-	-	-	-	-	-	-	-	0	↔	0

Filings by Case Category																
Case Categories		Jan	Feb	Mar	Apr	May	Jun	Jul	Aug	Sep	Oct	Nov	Dec	Thru Dec	% Change	Total
Administrative Law	2024	1	-	-	1	-	1	2	-	-	1	-	-	6	100%	6
	2023	-	1	1	-	-	-	-	-	-	-	1	-	-	3	▲
Aggravated Murder	2024	-	-	-	-	-	-	-	-	-	-	-	-	0	-100%	0
	2023	-	-	-	-	-	1	-	-	-	-	-	-	1	▼	1
Contested Divorce	2024	4	6	6	6	9	9	7	5	6	5	9	4	76	4%	76
	2023	7	4	10	6	4	5	5	7	6	9	5	5	73	▲	73
Domestic and Family - Level 1	2024	11	23	7	24	9	4	12	9	11	14	1	11	136	72%	136
	2023	3	6	6	9	13	2	8	8	4	12	3	5	79	▲	79
Domestic and Family - Level 2	2024	3	5	2	1	3	5	3	2	4	2	4	3	37	9%	37
	2023	3	3	5	3	2	1	3	3	2	4	5	-	34	▲	34
Felonies and Related Matters	2024	98	168	91	157	103	155	89	217	56	178	56	150	1,518	2%	1,518
	2023	106	182	125	129	107	127	82	168	107	134	66	152	1,485	▲	1,485
General Civil - Level 1	2024	3	-	-	2	-	4	-	1	3	-	1	-	14	180%	14
	2023	-	1	1	1	-	1	-	-	-	-	1	-	5	▲	5
General Civil - Level 2	2024	7	9	15	10	15	7	14	14	10	15	8	9	133	20%	133
	2023	10	9	8	9	10	10	9	10	12	8	6	10	111	▲	111
General Civil - Level 3	2024	5	9	9	4	10	10	22	6	8	10	5	1	99	8%	99
	2023	9	3	7	4	6	14	10	8	5	6	5	15	92	▲	92
Miscellaneous Civil	2024	224	244	222	178	164	160	160	203	177	217	149	150	2,248	-8%	2,248
	2023	239	254	296	209	224	185	166	178	183	185	173	160	2,452	▼	2,452
Misdemeanor	2024	30	35	14	33	24	30	16	42	16	25	35	40	340	7%	340
	2023	15	21	24	45	27	34	16	36	21	34	14	31	318	▲	318
Other	2024	30	27	59	54	50	27	28	47	39	42	31	24	458	38%	458
	2023	21	37	33	25	18	19	26	34	19	41	32	27	332	▲	332
Other Criminally Related Matters	2024	9	15	9	10	7	7	11	11	10	19	12	12	132	33%	132
	2023	6	6	7	4	7	12	4	15	4	14	12	8	99	▲	99
Probates/Wills & Trusts - Level 1	2024	1	-	-	-	1	2	1	-	-	-	1	1	7	17%	7
	2023	-	1	-	-	-	2	-	1	-	1	-	1	6	▲	6
Probates/Wills & Trusts - Level 2	2024	3	3	5	7	6	3	7	5	2	6	4	1	52	-5%	52
	2023	5	6	2	4	6	4	3	6	3	8	5	3	55	▼	55
Protective Orders	2024	-	-	-	-	-	-	-	-	-	-	-	1	1	1	1
	2023	-	-	-	-	-	-	-	-	-	-	-	-	0	↔	0
Uncontested Divorce	2024	13	13	15	16	23	19	16	16	12	12	9	11	175	-8%	175
	2023	18	13	25	19	9	14	19	14	15	18	11	15	190	▼	190

This report reflects the case management system. Numbers will update as reports are refreshed and posted. The case types reported may not necessitate judicial involvement.

Dashboard		Monthly Filings Summary		Jan --- Dec Filings	
Court: Roanoke Circuit	Circuit/Court ID: 23 223770	<p>Jan 23 - Dec 24</p>		5,684	5,726
Start/End Date: Jan-23 / Dec-24	Type of Case: Filings				2024 2023
2023 Average Month: 477	2024 Average Month: 474				
Jan-Dec 2023: 5,726	Jan-Dec 2024 : 5,684				
Filings Trending: ↔	Overall AVG. Month: 475				

Filings by Division																
Divisions		Jan	Feb	Mar	Apr	May	Jun	Jul	Aug	Sep	Oct	Nov	Dec	Thru Dec	% Change	Total
Total	2024	454	564	476	491	469	404	460	501	417	511	469	468	5,684	-1%	5,684
	2023	496	487	526	463	534	420	467	549	457	428	472	427	5,726	▼	5,726
Civil	2024	90	119	83	117	117	89	111	107	93	103	103	112	1,244	-4%	1,244
	2023	94	98	118	104	104	108	112	163	113	88	81	113	1,296	▼	1,296
Criminal	2024	163	214	163	183	155	121	129	164	161	210	179	163	2,005	-2%	2,005
	2023	186	192	199	147	187	130	168	187	156	162	183	153	2,050	▼	2,050
Concealed Handgun Permits	2024	69	102	117	81	70	75	79	113	73	93	71	75	1,018	-6%	1,018
	2023	106	95	121	106	118	99	69	78	75	74	85	53	1,079	▼	1,079
Miscellaneous/ Other	2024	132	129	113	109	127	119	140	117	89	105	116	118	1,414	9%	1,414
	2023	110	101	88	105	125	83	118	121	113	103	123	108	1,298	▲	1,298
Others	2024	-	-	-	1	-	-	1	-	1	-	-	-	3	0%	3
	2023	-	1	-	1	-	-	-	-	-	1	-	-	3	↔	3

Filings by Case Category																
Case Categories		Jan	Feb	Mar	Apr	May	Jun	Jul	Aug	Sep	Oct	Nov	Dec	Thru Dec	% Change	Total
Administrative Law	2024	1	-	1	-	-	-	-	-	-	-	-	-	2	-33%	2
	2023	-	1	1	-	-	-	-	-	1	-	-	-	3	▼	3
Aggravated Murder	2024	-	-	-	-	-	-	-	-	-	-	-	-	0	-100%	0
	2023	3	-	-	-	-	-	-	-	-	-	-	-	3	▼	3
Contested Divorce	2024	8	4	8	19	20	8	14	11	10	13	9	10	134	20%	134
	2023	9	7	8	16	10	7	7	12	10	4	14	8	112	▲	112
Domestic and Family - Level 1	2024	20	37	21	25	21	33	32	22	18	20	30	42	321	-24%	321
	2023	29	25	22	20	25	42	62	68	45	33	14	39	424	▼	424
Domestic and Family - Level 2	2024	10	7	6	6	8	4	2	5	6	7	5	5	71	58%	71
	2023	3	8	8	2	1	1	2	6	6	2	4	2	45	▲	45
Felonies and Related Matters	2024	110	168	131	135	116	94	87	112	135	143	134	117	1,482	-4%	1,482
	2023	136	142	152	109	139	87	133	141	121	132	137	113	1,542	▼	1,542
General Civil - Level 1	2024	2	4	2	1	2	1	1	2	3	1	4	2	25	-14%	25
	2023	-	2	6	7	5	3	3	2	1	-	-	-	29	▼	29
General Civil - Level 2	2024	25	24	13	28	33	19	27	20	16	28	14	22	269	42%	269
	2023	12	17	20	11	13	17	12	29	10	17	16	15	189	▲	189
General Civil - Level 3	2024	5	16	6	8	8	5	13	11	11	11	11	9	114	-9%	114
	2023	4	7	22	12	11	9	17	13	6	5	10	9	125	▼	125
Miscellaneous Civil	2024	124	141	158	124	124	123	130	168	105	139	127	123	1,586	-2%	1,586
	2023	152	142	159	151	187	132	122	142	107	110	137	85	1,626	▼	1,626
Misdemeanor	2024	32	34	18	28	20	12	18	35	17	48	36	39	337	8%	337
	2023	25	38	27	18	28	27	22	24	23	18	21	42	313	▲	313
Other	2024	73	87	71	67	71	74	88	66	58	54	58	66	833	11%	833
	2023	68	56	52	61	60	47	61	55	83	68	68	71	750	▲	750
Other Criminally Related Matters	2024	22	20	15	21	19	15	25	19	10	20	11	8	205	-4%	205
	2023	22	13	21	22	20	16	13	22	12	15	25	13	214	▼	214
Probates/Wills & Trusts - Level 1	2024	-	2	1	-	1	2	1	-	-	-	1	2	10	150%	10
	2023	-	-	2	-	-	1	-	1	-	-	-	-	4	▲	4
Probates/Wills & Trusts - Level 2	2024	3	1	4	6	6	3	3	6	1	4	6	4	47	-15%	47
	2023	3	11	3	5	8	6	2	2	3	3	3	6	55	▼	55
Protective Orders	2024	-	-	-	1	-	-	-	-	-	-	-	1	2	2	2
	2023	-	-	-	-	-	-	-	-	-	-	-	-	0	↔	0
Uncontested Divorce	2024	19	19	21	22	20	11	19	24	27	23	23	18	246	-16%	246
	2023	30	18	23	29	27	25	11	32	29	21	23	24	292	▼	292


This report reflects the case management system. Numbers will update as reports are refreshed and posted. The case types reported may not necessitate judicial involvement.

Dashboard				Monthly Filings Summary				Jan --- Dec Filings							
Court: Salem Circuit Start/End Date: Jan-23 / Dec-24 2023 Average Month: 107 Jan-Dec 2023: 1,286 Filings Trending: ↔		Circuit/Court ID: 23 223775 Type of Case: Filings 2024 Average Month: 107 Jan-Dec 2024 : 1,283 Overall AVG. Month: 107						<table border="1" style="width:100%; border-collapse: collapse;"> <tr> <td style="width:50%; text-align: center;">1,283</td> <td style="width:50%; text-align: center;">1,286</td> </tr> <tr> <td style="width:50%; text-align: center;">2024</td> <td style="width:50%; text-align: center;">2023</td> </tr> </table>				1,283	1,286	2024	2023
1,283	1,286														
2024	2023														

Filings by Division																
Divisions		Jan	Feb	Mar	Apr	May	Jun	Jul	Aug	Sep	Oct	Nov	Dec	Thru Dec	% Change	Total
Total	2024	87	102	117	122	160	56	128	116	115	106	102	72	1,283	0%	1,283
	2023	126	118	119	88	91	125	91	120	94	87	125	102	1,286	▼	1,286
Civil	2024	18	18	15	17	26	10	21	25	20	17	5	11	203	19%	203
	2023	13	19	9	10	15	14	12	17	16	18	14	13	170	▲	170
Criminal	2024	28	47	46	62	98	20	65	38	52	40	52	22	570	-8%	570
	2023	61	50	57	43	33	63	52	62	48	25	71	55	620	▼	620
Concealed Handgun Permits	2024	35	33	46	30	28	18	31	39	28	38	32	31	389	0%	389
	2023	46	39	37	26	33	37	22	31	24	36	30	28	389	↔	389
Miscellaneous/ Other	2024	6	4	10	13	8	8	11	14	15	11	13	8	121	14%	121
	2023	6	10	15	9	10	11	5	10	6	8	10	6	106	▲	106
Others	2024	-	-	-	-	-	-	-	-	-	-	-	-	0	-100%	0
	2023	-	-	1	-	-	-	-	-	-	-	-	-	1	▼	1

Filings by Case Category																
Case Categories		Jan	Feb	Mar	Apr	May	Jun	Jul	Aug	Sep	Oct	Nov	Dec	Thru Dec	% Change	Total
Administrative Law	2024	-	-	-	-	-	-	-	1	-	-	-	-	1	1	1
	2023	-	-	-	-	-	-	-	-	-	-	-	-	0	↔	0
Contested Divorce	2024	-	4	2	-	4	-	2	3	4	5	-	1	25	32%	25
	2023	-	-	2	-	3	2	1	3	3	2	3	-	19	▲	19
Domestic and Family - Level 1	2024	1	2	2	8	8	1	-	3	1	-	2	-	28	-28%	28
	2023	3	11	-	4	2	3	2	4	3	3	1	3	39	▼	39
Domestic and Family - Level 2	2024	2	-	-	-	1	1	3	1	1	1	-	-	10	-9%	10
	2023	-	2	-	1	1	3	1	1	-	1	1	-	11	▼	11
Felonies and Related Matters	2024	21	36	32	40	91	10	56	33	42	22	44	12	439	-12%	439
	2023	41	38	53	37	23	56	32	55	45	26	49	43	498	▼	498
General Civil - Level 1	2024	-	1	-	-	-	-	-	-	-	-	-	-	1	-50%	1
	2023	-	-	1	-	1	-	-	-	-	-	-	-	2	▼	2
General Civil - Level 2	2024	9	6	3	4	5	5	7	5	3	3	2	5	57	46%	57
	2023	4	2	9	1	2	5	3	3	4	3	2	1	39	▲	39
General Civil - Level 3	2024	-	1	2	2	2	2	3	6	3	3	1	2	27	145%	27
	2023	1	2	2	-	-	1	-	-	-	-	-	2	3	11	▲
Miscellaneous Civil	2024	41	37	54	41	34	23	41	49	39	47	42	39	487	2%	487
	2023	54	49	41	34	43	45	27	41	28	43	39	32	476	▲	476
Misdemeanor	2024	6	8	9	21	5	8	6	10	10	16	7	6	112	4%	112
	2023	18	8	4	5	9	7	19	4	3	-	22	9	108	▲	108
Other	2024	1	1	-	1	-	-	-	-	-	-	-	-	3	0%	3
	2023	-	-	2	-	-	-	-	-	-	-	1	-	3	↔	3
Other Criminally Related Matters	2024	3	3	5	1	2	2	3	-	2	2	1	4	28	56%	28
	2023	2	4	-	2	1	-	1	3	-	1	-	4	18	▲	18
Probates/Wills & Trusts - Level 1	2024	-	-	1	-	1	-	-	-	-	-	-	-	2	0%	2
	2023	-	-	1	1	-	-	-	-	-	-	-	-	2	↔	2
Probates/Wills & Trusts - Level 2	2024	1	-	3	-	3	3	3	-	1	4	-	-	18	0%	18
	2023	-	-	1	3	2	1	-	2	2	3	2	2	18	↔	18
Uncontested Divorce	2024	2	3	4	4	4	1	4	5	9	3	3	3	45	7%	45
	2023	3	2	3	-	4	2	5	4	6	4	4	5	42	▲	42

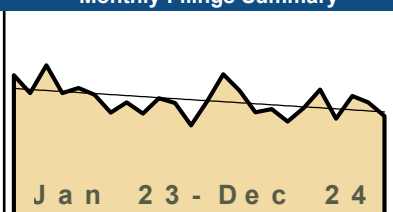
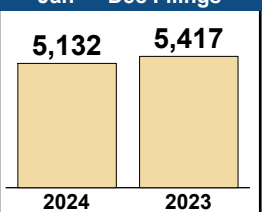
This report reflects the case management system. Numbers will update as reports are refreshed and posted. The case types reported may not necessitate judicial involvement.

Dashboard		Monthly Filings Summary		Jan --- Dec Filings							
<p>Court: Amherst Circuit Start/End Date: Jan-23 / Dec-24 2023 Average Month: 216 Jan-Dec 2023: 2,597 Filings Trending: ↔</p>	<p>Circuit/Court ID: 24 224009 Type of Case: Filings 2024 Average Month: 213 Jan-Dec 2024 : 2,553 Overall AVG. Month: 215</p>	 <p style="text-align: center; font-weight: bold; color: white;">Jan 23 - Dec 24</p>		<table border="1" style="margin: auto; border-collapse: collapse;"> <tr> <td style="text-align: center; font-weight: bold; font-size: 1.2em;">2,553</td> <td style="text-align: center; font-weight: bold; font-size: 1.2em;">2,597</td> </tr> <tr> <td style="text-align: center; width: 50px; height: 50px; background-color: #f0e68c;"></td> <td style="text-align: center; width: 50px; height: 50px; background-color: #f0e68c;"></td> </tr> <tr> <td style="text-align: center; font-weight: bold;">2024</td> <td style="text-align: center; font-weight: bold;">2023</td> </tr> </table>		2,553	2,597			2024	2023
2,553	2,597										
2024	2023										

Filings by Division																
Divisions		Jan	Feb	Mar	Apr	May	Jun	Jul	Aug	Sep	Oct	Nov	Dec	Thru Dec	% Change	Total
Total	2024	228	239	207	234	263	217	184	246	175	216	161	183	2,553	-2%	2,553
	2023	285	202	233	199	228	232	196	208	229	225	153	207	2,597	▼	2,597
Civil	2024	15	23	20	17	31	18	13	15	20	19	24	13	228	-8%	228
	2023	25	9	28	24	30	27	16	16	19	35	7	11	247	▼	247
Criminal	2024	67	88	63	51	82	67	63	92	57	82	42	70	824	5%	824
	2023	91	53	53	59	53	76	75	57	95	66	41	63	782	▲	782
Concealed Handgun Permits	2024	75	81	67	83	74	50	55	60	47	69	51	58	770	-10%	770
	2023	95	82	92	74	72	65	50	55	53	84	66	65	853	▼	853
Miscellaneous/ Other	2024	71	47	57	82	76	82	53	79	51	46	44	42	730	2%	730
	2023	74	57	59	42	73	64	55	80	62	40	39	68	713	▲	713
Others	2024	-	-	-	1	-	-	-	-	-	-	-	-	1	-50%	1
	2023	-	1	1	-	-	-	-	-	-	-	-	-	2	▼	2

Filings by Case Category																
Case Categories		Jan	Feb	Mar	Apr	May	Jun	Jul	Aug	Sep	Oct	Nov	Dec	Thru Dec	% Change	Total
Administrative Law	2024	-	-	-	-	-	-	-	-	-	-	-	-	0	-100%	0
	2023	-	-	-	-	-	1	-	-	1	-	-	-	2	▼	2
Aggravated Murder	2024	1	2	-	-	2	-	-	-	-	-	-	3	8	700%	8
	2023	-	-	-	-	-	-	1	-	-	-	-	-	1	▲	1
Contested Divorce	2024	1	1	1	2	3	-	1	4	7	4	1	3	28	100%	28
	2023	2	2	3	1	2	2	-	1	-	1	-	-	14	▲	14
Domestic and Family - Level 1	2024	-	3	5	3	16	-	-	4	2	2	9	5	49	-46%	49
	2023	8	-	14	10	5	15	1	4	10	19	2	2	90	▼	90
Domestic and Family - Level 2	2024	3	1	3	1	-	6	3	2	1	2	2	1	25	56%	25
	2023	2	3	2	3	1	-	2	1	-	1	-	1	16	▲	16
Felonies and Related Matters	2024	55	49	38	30	24	39	47	76	30	50	20	56	514	10%	514
	2023	43	31	32	38	34	49	44	32	54	37	30	44	468	▲	468
General Civil - Level 1	2024	-	-	-	-	-	-	-	-	-	1	-	1	2	2	2
	2023	-	-	-	-	-	-	-	-	-	-	-	-	0	↔	0
General Civil - Level 2	2024	3	2	5	4	6	6	4	4	4	5	4	1	48	23%	48
	2023	4	4	1	2	3	1	9	6	4	3	1	1	39	▲	39
General Civil - Level 3	2024	-	8	4	2	-	1	-	-	1	-	3	-	19	-10%	19
	2023	1	-	3	2	3	3	-	2	2	3	2	-	21	▼	21
Miscellaneous Civil	2024	88	90	78	104	84	64	65	72	62	84	64	69	924	-7%	924
	2023	104	93	103	85	87	73	59	67	71	94	76	83	995	▼	995
Misdemeanor	2024	9	25	23	14	10	13	14	14	18	19	14	9	182	-5%	182
	2023	26	17	17	13	20	12	20	12	20	8	9	17	191	▼	191
Other	2024	58	38	45	58	66	67	45	65	35	31	29	33	570	0%	570
	2023	63	47	49	31	58	56	45	68	43	29	29	51	569	▲	569
Other Criminally Related Matters	2024	2	12	2	7	46	15	2	2	9	13	8	2	120	-8%	120
	2023	22	5	4	8	8	15	10	13	21	21	2	2	131	▼	131
Probates/Wills & Trusts - Level 1	2024	-	-	-	-	-	-	-	-	1	-	-	-	1	-75%	1
	2023	-	-	1	-	1	-	-	-	1	1	-	-	4	▼	4
Probates/Wills & Trusts - Level 2	2024	2	1	-	2	1	2	1	1	2	2	1	-	15	67%	15
	2023	3	-	2	1	-	-	1	1	-	1	-	-	9	▲	9
Uncontested Divorce	2024	6	7	3	7	5	4	2	2	2	4	5	1	48	2%	48
	2023	7	-	2	5	6	5	4	1	2	7	2	6	47	▲	47

This report reflects the case management system. Numbers will update as reports are refreshed and posted. The case types reported may not necessitate judicial involvement.

Dashboard	Monthly Filings Summary	Jan --- Dec Filings
<p>Court: Bedford Circuit Start/End Date: Jan-23 / Dec-24 2023 Average Month: 451 Jan-Dec 2023: 5,417 Filings Trending: ▼</p>	<p>Circuit/Court ID: 24 224019 Type of Case: Filings 2024 Average Month: 428 Jan-Dec 2024 : 5,132 Overall AVG. Month: 440</p>  <p style="text-align: center;">Jan 23 - Dec 24</p>	<p style="text-align: center;">5,132 5,417</p>  <p style="text-align: center;">2024 2023</p>

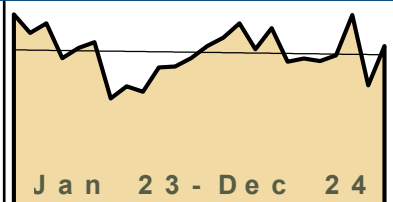
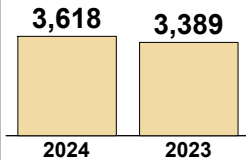
Filings by Division																
Divisions		Jan	Feb	Mar	Apr	May	Jun	Jul	Aug	Sep	Oct	Nov	Dec	Thru Dec	% Change	Total
Total	2024	436	538	476	393	406	358	411	480	369	455	431	379	5,132	-5%	5,132
	2023	535	466	573	466	486	460	392	431	388	447	429	344	5,417	▼	5,417
Civil	2024	47	74	64	66	49	41	55	62	42	52	53	49	654	-9%	654
	2023	42	67	66	62	70	67	50	63	64	78	49	38	716	▼	716
Criminal	2024	89	149	123	86	114	110	101	119	93	97	122	95	1,298	-6%	1,298
	2023	119	84	137	136	127	137	107	139	118	88	101	90	1,383	▼	1,383
Concealed Handgun Permits	2024	222	232	215	174	149	146	172	219	184	235	184	170	2,302	-10%	2,302
	2023	325	260	275	211	209	192	172	160	154	219	219	158	2,554	▼	2,554
Miscellaneous/ Other	2024	78	83	73	67	94	61	83	80	50	71	72	65	877	15%	877
	2023	49	55	95	57	79	64	63	69	52	62	60	58	763	▲	763
Others	2024	-	-	1	-	-	-	-	-	-	-	-	-	1	0%	1
	2023	-	-	-	-	1	-	-	-	-	-	-	-	1	↔	1

Filings by Case Category																
Case Categories		Jan	Feb	Mar	Apr	May	Jun	Jul	Aug	Sep	Oct	Nov	Dec	Thru Dec	% Change	Total
Administrative Law	2024	-	-	1	-	-	1	-	-	-	2	-	-	4	33%	4
	2023	-	-	-	-	-	1	1	-	-	-	1	-	3	▲	3
Aggravated Murder	2024	-	-	-	-	-	-	-	-	-	-	-	-	0	-100%	0
	2023	-	-	-	-	-	-	1	-	-	-	-	-	1	▼	1
Contested Divorce	2024	5	7	9	9	4	5	9	5	3	2	7	7	72	14%	72
	2023	6	8	9	3	2	11	5	8	6	2	1	2	63	▲	63
Domestic and Family - Level 1	2024	7	19	16	19	22	14	10	18	4	2	8	2	141	2%	141
	2023	9	8	9	12	10	9	11	8	20	21	14	7	138	▲	138
Domestic and Family - Level 2	2024	5	8	8	2	3	2	4	6	4	5	6	8	61	-24%	61
	2023	4	17	5	9	4	7	5	12	7	3	4	3	80	▼	80
Felonies and Related Matters	2024	73	117	74	55	60	84	64	83	61	66	76	79	892	-7%	892
	2023	93	67	106	113	94	66	85	88	83	38	75	55	963	▼	963
General Civil - Level 1	2024	-	-	-	-	1	-	-	-	1	-	-	-	2	-67%	2
	2023	1	1	-	-	1	-	-	-	1	2	-	-	6	▼	6
General Civil - Level 2	2024	12	9	10	16	10	3	9	18	7	13	14	10	131	-11%	131
	2023	9	9	15	16	17	5	12	15	10	23	10	7	148	▼	148
General Civil - Level 3	2024	8	6	3	6	1	5	8	10	3	8	3	8	69	-22%	69
	2023	4	7	7	8	14	10	8	1	3	9	7	10	88	▼	88
Miscellaneous Civil	2024	251	272	249	202	197	177	207	257	211	264	213	196	2,696	-9%	2,696
	2023	356	289	323	240	242	221	209	200	182	250	250	185	2,947	▼	2,947
Misdemeanor	2024	11	20	26	14	39	20	27	13	22	16	24	14	246	12%	246
	2023	13	8	19	5	17	12	21	42	15	24	20	24	220	▲	220
Other	2024	43	43	35	37	41	25	46	37	21	44	44	38	454	35%	454
	2023	15	25	41	25	45	32	23	28	20	27	26	30	337	▲	337
Other Criminally Related Matters	2024	5	12	23	22	15	6	10	23	11	16	22	2	167	-20%	167
	2023	13	9	14	21	21	60	-	9	20	26	6	11	210	▼	210
Probates/Wills & Trusts - Level 1	2024	-	-	-	1	1	-	-	-	-	-	-	-	2	-67%	2
	2023	2	-	-	-	-	-	-	3	-	1	-	-	6	▼	6
Probates/Wills & Trusts - Level 2	2024	1	4	5	3	1	2	3	3	2	5	3	2	34	-35%	34
	2023	2	4	5	2	5	11	4	5	8	4	-	2	52	▼	52
Uncontested Divorce	2024	15	21	17	7	11	14	14	7	19	12	11	13	161	4%	161
	2023	8	14	20	12	14	15	7	12	13	17	15	8	155	▲	155

CPSS-CCMS-10.01 CASELOAD STATISTICS OF THE CIRCUIT COURTS

January 2023 -- December 2024 Filings

Alexandria and Fairfax Circuit are not Included in State Totals.

Dashboard	Monthly Filings Summary	Jan --- Dec Filings
<p>Court: Campbell Circuit Start/End Date: Jan-23 / Dec-24 2023 Average Month: 282 Jan-Dec 2023: 3,389 Filings Trending: ▲</p>	<p>Circuit/Court ID: 24 224031 Type of Case: Filings 2024 Average Month: 302 Jan-Dec 2024 : 3,618 Overall AVG. Month: 292</p>  <p style="text-align: center;">Jan 23 - Dec 24</p>	 <p style="text-align: center;">2024 2023</p>

Filings by Division																
Divisions		Jan	Feb	Mar	Apr	May	Jun	Jul	Aug	Sep	Oct	Nov	Dec	Thru Dec	% Change	Total
Total	2024	304	320	347	298	338	274	280	275	286	363	229	304	3,618	7%	3,618
	2023	364	329	347	281	300	311	204	227	217	263	265	281	3,389	▲	3,389
Civil	2024	37	41	33	43	38	39	51	47	38	42	30	29	468	6%	468
	2023	29	44	41	38	45	63	31	37	19	27	33	33	440	▲	440
Criminal	2024	87	84	109	77	153	96	94	78	107	96	61	98	1,140	13%	1,140
	2023	102	87	102	78	91	137	50	53	78	76	65	90	1,009	▲	1,009
Concealed Handgun Permits	2024	144	151	154	130	109	106	101	112	100	162	109	129	1,507	-3%	1,507
	2023	192	173	165	134	128	93	92	109	90	124	126	130	1,556	▼	1,556
Miscellaneous/ Other	2024	36	44	51	48	38	29	34	38	41	63	29	48	499	30%	499
	2023	41	25	39	31	36	18	31	28	30	36	41	28	384	▲	384
Others	2024	-	-	-	-	-	4	-	-	-	-	-	-	4	4	4
	2023	-	-	-	-	-	-	-	-	-	-	-	-	0	↔	0

Filings by Case Category																
Case Categories		Jan	Feb	Mar	Apr	May	Jun	Jul	Aug	Sep	Oct	Nov	Dec	Thru Dec	% Change	Total
Administrative Law	2024	-	1	-	-	-	1	-	-	1	1	-	-	4	300%	4
	2023	-	-	-	-	-	-	-	-	1	-	-	-	1	▲	1
Aggravated Murder	2024	-	-	-	-	-	-	-	-	-	-	-	-	0	-100%	0
	2023	-	-	-	-	-	-	1	-	-	-	-	-	1	▼	1
Contested Divorce	2024	6	4	4	3	3	2	6	2	6	4	2	1	43	10%	43
	2023	2	5	5	3	4	5	6	3	3	-	1	2	39	▲	39
Domestic and Family - Level 1	2024	4	1	2	10	9	7	8	7	6	7	3	5	69	21%	69
	2023	11	6	4	2	9	3	4	8	3	4	2	1	57	▲	57
Domestic and Family - Level 2	2024	1	1	-	2	2	3	-	3	1	3	1	1	18	-36%	18
	2023	1	3	3	1	4	3	2	2	2	-	7	-	28	▼	28
Felonies and Related Matters	2024	34	48	59	49	97	54	57	49	72	64	38	62	683	17%	683
	2023	69	49	60	35	52	91	25	27	46	43	39	48	584	▲	584
General Civil - Level 1	2024	-	-	-	1	-	-	-	-	-	1	-	1	3	-67%	3
	2023	-	-	1	-	3	1	-	-	1	-	-	3	9	▼	9
General Civil - Level 2	2024	5	5	7	7	2	8	7	9	12	5	12	7	86	-17%	86
	2023	6	9	14	9	9	4	9	9	8	9	7	10	103	▼	103
General Civil - Level 3	2024	16	23	10	12	14	12	31	11	8	12	4	7	160	47%	160
	2023	1	6	12	5	11	33	15	8	-	7	3	8	109	▲	109
Miscellaneous Civil	2024	164	168	174	156	131	122	114	125	112	192	125	154	1,737	-1%	1,737
	2023	216	190	179	157	145	100	102	125	107	146	150	142	1,759	▼	1,759
Misdemeanor	2024	49	29	46	24	54	36	32	27	33	25	22	32	409	7%	409
	2023	29	33	39	41	38	41	22	22	25	28	24	41	383	▲	383
Other	2024	11	13	25	21	14	15	14	24	26	23	9	19	214	57%	214
	2023	16	9	19	9	14	10	6	9	12	12	9	11	136	▲	136
Other Criminally Related Matters	2024	4	7	5	4	2	6	5	5	2	7	4	4	55	31%	55
	2023	4	5	3	2	1	5	2	4	7	5	2	2	42	▲	42
Probates/Wills & Trusts - Level 1	2024	-	-	-	-	-	-	1	-	1	-	-	-	2	0%	2
	2023	-	-	-	-	-	-	1	-	-	-	-	-	2	↔	2
Probates/Wills & Trusts - Level 2	2024	2	2	2	1	2	1	3	2	-	4	3	4	26	73%	26
	2023	-	3	1	1	1	1	1	2	-	1	2	2	15	▲	15
Protective Orders	2024	1	-	-	-	-	-	-	-	-	1	-	-	2	2	2
	2023	-	-	-	-	-	-	-	-	-	-	-	-	0	↔	0
Uncontested Divorce	2024	7	18	13	8	8	7	2	11	6	14	6	7	107	-12%	107
	2023	9	11	7	16	9	13	8	8	2	8	19	11	121	▼	121

This report reflects the case management system. Numbers will update as reports are refreshed and posted. The case types reported may not necessitate judicial involvement.

Dashboard		Monthly Filings Summary		Jan --- Dec Filings			
<p>Court: Nelson Circuit Start/End Date: Jan-23 / Dec-24 2023 Average Month: 93 Jan-Dec 2023: 1,116 Filings Trending: ▲</p>	<p>Circuit/Court ID: 24 224125 Type of Case: Filings 2024 Average Month: 105 Jan-Dec 2024 : 1,259 Overall AVG. Month: 99</p>	<p style="text-align: center; font-weight: bold; color: white;">Jan 23 - Dec 24</p>		<table style="margin: auto;"> <tr> <td style="text-align: center; width: 50%;"> <p style="font-size: 1.2em; font-weight: bold;">1,259</p> <div style="width: 50px; height: 50px; background-color: #f0e68c; margin: 0 auto;"></div> <p style="font-size: 0.8em;">2024</p> </td> <td style="text-align: center; width: 50%;"> <p style="font-size: 1.2em; font-weight: bold;">1,116</p> <div style="width: 50px; height: 50px; background-color: #f0e68c; margin: 0 auto;"></div> <p style="font-size: 0.8em;">2023</p> </td> </tr> </table>		<p style="font-size: 1.2em; font-weight: bold;">1,259</p> <div style="width: 50px; height: 50px; background-color: #f0e68c; margin: 0 auto;"></div> <p style="font-size: 0.8em;">2024</p>	<p style="font-size: 1.2em; font-weight: bold;">1,116</p> <div style="width: 50px; height: 50px; background-color: #f0e68c; margin: 0 auto;"></div> <p style="font-size: 0.8em;">2023</p>
<p style="font-size: 1.2em; font-weight: bold;">1,259</p> <div style="width: 50px; height: 50px; background-color: #f0e68c; margin: 0 auto;"></div> <p style="font-size: 0.8em;">2024</p>	<p style="font-size: 1.2em; font-weight: bold;">1,116</p> <div style="width: 50px; height: 50px; background-color: #f0e68c; margin: 0 auto;"></div> <p style="font-size: 0.8em;">2023</p>						

Filings by Division																
Divisions		Jan	Feb	Mar	Apr	May	Jun	Jul	Aug	Sep	Oct	Nov	Dec	Thru Dec	% Change	Total
Total	2024	96	154	83	106	97	144	94	147	102	99	80	57	1,259	13%	1,259
	2023	85	88	162	66	112	58	70	69	119	122	101	64	1,116	▲	1,116
Civil	2024	9	16	7	9	9	13	9	4	8	8	9	4	105	-5%	105
	2023	5	13	12	13	12	18	5	4	10	8	5	5	110	▼	110
Criminal	2024	25	92	31	58	50	103	58	108	57	37	34	21	674	21%	674
	2023	26	41	98	29	60	12	34	33	72	78	56	20	559	▲	559
Concealed Handgun Permits	2024	40	36	40	30	28	20	21	22	27	35	30	31	360	3%	360
	2023	47	30	38	18	34	17	22	25	26	29	31	32	349	▲	349
Miscellaneous/ Other	2024	22	10	5	9	10	8	6	13	10	19	7	1	120	25%	120
	2023	7	4	14	6	6	11	9	7	11	6	9	6	96	▲	96
Others	2024	-	-	-	-	-	-	-	-	-	-	-	-	0	-100%	0
	2023	-	-	-	-	-	-	-	-	-	-	1	-	1	2	▼

Filings by Case Category																
Case Categories		Jan	Feb	Mar	Apr	May	Jun	Jul	Aug	Sep	Oct	Nov	Dec	Thru Dec	% Change	Total
Administrative Law	2024	-	-	-	-	-	-	-	-	-	-	-	-	0	-100%	0
	2023	1	-	-	-	-	-	-	-	-	-	1	-	1	3	▼
Aggravated Murder	2024	1	-	-	-	-	-	-	-	-	-	-	-	1	1	1
	2023	-	-	-	-	-	-	-	-	-	-	-	-	-	0	↔
Contested Divorce	2024	-	-	1	1	1	2	1	1	-	1	3	-	11	22%	11
	2023	-	2	2	-	1	1	2	-	-	-	1	-	9	▲	9
Domestic and Family - Level 1	2024	1	2	-	-	1	2	4	-	5	2	-	-	17	-6%	17
	2023	1	2	1	5	2	2	-	-	1	3	1	-	18	▼	18
Domestic and Family - Level 2	2024	-	-	-	-	-	-	-	-	-	2	-	2	4	33%	4
	2023	-	-	-	1	-	1	-	1	-	-	-	-	3	▲	3
Felonies and Related Matters	2024	15	37	29	44	32	30	27	85	31	30	20	15	395	14%	395
	2023	14	24	65	10	37	10	20	19	32	61	46	10	348	▲	348
General Civil - Level 1	2024	-	-	-	-	-	-	-	-	-	-	-	1	1	-50%	1
	2023	-	-	-	1	-	-	-	-	-	1	-	-	2	▼	2
General Civil - Level 2	2024	5	7	1	3	4	3	3	2	3	1	1	2	35	25%	35
	2023	2	6	1	2	-	7	2	1	2	2	2	1	28	▲	28
General Civil - Level 3	2024	1	5	3	1	1	1	1	-	1	2	1	-	17	-15%	17
	2023	2	1	2	2	4	3	1	-	2	-	1	2	20	▼	20
Miscellaneous Civil	2024	59	45	45	38	37	28	27	34	36	51	35	32	467	7%	467
	2023	51	34	52	24	40	28	30	32	34	35	39	38	437	▲	437
Misdemeanor	2024	8	25	2	13	10	66	30	19	22	6	9	4	214	62%	214
	2023	11	16	19	10	21	2	10	8	15	11	4	5	132	▲	132
Other	2024	-	-	-	-	-	1	-	-	-	-	-	-	1	-88%	1
	2023	1	1	1	-	1	1	-	-	1	1	-	1	8	▼	8
Other Criminally Related Matters	2024	1	30	-	1	8	7	1	4	4	1	5	2	64	-21%	64
	2023	1	1	15	9	2	-	5	6	25	6	6	5	81	▼	81
Probates/Wills & Trusts - Level 1	2024	-	-	-	-	-	-	-	-	-	-	-	-	0	-100%	0
	2023	-	-	-	1	-	-	-	-	-	-	-	1	2	▼	2
Probates/Wills & Trusts - Level 2	2024	1	-	-	1	1	-	-	-	-	1	-	-	4	0%	4
	2023	-	-	1	1	-	-	-	-	1	1	-	-	4	↔	4
Uncontested Divorce	2024	4	3	2	4	2	4	-	2	-	2	5	-	28	33%	28
	2023	1	1	3	-	4	3	-	2	5	-	1	1	21	▲	21

CPSS-CCMS-10.01 CASELOAD STATISTICS OF THE CIRCUIT COURTS

Lynchburg

January 2023 -- December 2024 Filings

Alexandria and Fairfax Circuit are not Included in State Totals.

Dashboard		Monthly Filings Summary		Jan --- Dec Filings					
Court: Lynchburg Circuit Start/End Date: Jan-23 / Dec-24 2023 Average Month: 494 Jan-Dec 2023: 5,931 Filings Trending: ▲	Circuit/Court ID: 24 224680 Type of Case: Filings 2024 Average Month: 544 Jan-Dec 2024 : 6,525 Overall AVG. Month: 519	<p style="text-align: center; font-weight: bold; font-size: 1.2em;">Jan 23 - Dec 24</p>		<table border="1" style="margin: auto;"> <tr> <td style="text-align: center; font-weight: bold; font-size: 1.5em;">6,525</td> <td style="text-align: center; font-weight: bold; font-size: 1.5em;">5,931</td> </tr> <tr> <td style="text-align: center; font-size: 0.8em;">2024</td> <td style="text-align: center; font-size: 0.8em;">2023</td> </tr> </table>		6,525	5,931	2024	2023
6,525	5,931								
2024	2023								

Filings by Division																
Divisions		Jan	Feb	Mar	Apr	May	Jun	Jul	Aug	Sep	Oct	Nov	Dec	Thru Dec	% Change	Total
Total	2024	527	599	571	640	637	545	566	497	483	541	505	414	6,525	10%	6,525
	2023	510	455	673	483	540	401	472	546	463	482	471	435	5,931	▲	5,931
Civil	2024	65	134	103	105	153	109	74	73	90	63	61	55	1,085	15%	1,085
	2023	62	66	90	63	135	60	66	108	71	59	67	99	946	▲	946
Criminal	2024	267	243	247	332	241	231	302	239	213	195	244	186	2,940	6%	2,940
	2023	258	185	324	205	207	192	251	262	234	263	213	181	2,775	▲	2,775
Concealed Handgun Permits	2024	83	94	75	83	72	48	64	65	70	100	81	81	916	-8%	916
	2023	82	88	130	103	91	73	73	70	65	70	85	65	995	▼	995
Miscellaneous/ Other	2024	111	128	146	119	171	157	126	120	110	182	119	92	1,581	31%	1,581
	2023	108	115	129	111	107	76	81	105	93	89	106	89	1,209	▲	1,209
Others	2024	1	-	-	1	-	-	-	-	-	1	-	-	3	-50%	3
	2023	-	1	-	1	-	-	-	1	1	-	1	-	6	▼	6

Filings by Case Category																
Case Categories		Jan	Feb	Mar	Apr	May	Jun	Jul	Aug	Sep	Oct	Nov	Dec	Thru Dec	% Change	Total
Administrative Law	2024	-	-	-	-	-	-	-	-	-	-	-	-	0	-100%	0
	2023	-	-	1	-	-	-	-	-	-	-	1	1	1	4	▼
Aggravated Murder	2024	-	-	-	-	-	-	-	-	-	-	-	-	0	-100%	0
	2023	-	-	-	-	-	-	3	-	-	-	-	-	3	▼	3
Contested Divorce	2024	7	4	9	10	7	11	4	4	4	5	7	7	79	-13%	79
	2023	7	7	10	7	11	7	7	6	4	7	9	9	91	▼	91
Domestic and Family - Level 1	2024	2	74	30	32	78	39	24	23	34	17	10	14	377	24%	377
	2023	19	15	35	9	69	12	14	28	21	13	22	47	304	▲	304
Domestic and Family - Level 2	2024	3	4	4	2	3	4	3	12	-	10	3	1	49	14%	49
	2023	2	2	5	6	4	4	4	4	3	2	4	3	43	▲	43
Felonies and Related Matters	2024	161	116	151	233	125	118	194	149	130	129	176	106	1,788	8%	1,788
	2023	149	93	207	127	113	113	161	165	144	152	124	109	1,657	▲	1,657
General Civil - Level 1	2024	-	4	2	1	3	3	1	1	-	2	2	1	20	18%	20
	2023	2	2	1	1	1	1	2	1	1	1	3	1	17	▲	17
General Civil - Level 2	2024	16	12	21	27	14	18	14	14	24	8	17	18	203	27%	203
	2023	12	14	14	15	14	10	15	18	9	16	11	12	160	▲	160
General Civil - Level 3	2024	11	19	21	11	14	18	6	2	10	9	6	5	132	59%	132
	2023	5	11	8	7	10	11	4	9	2	6	4	6	83	▲	83
Miscellaneous Civil	2024	114	138	129	121	151	88	106	104	104	138	112	106	1,411	-1%	1,411
	2023	114	119	181	132	125	97	109	111	108	105	124	95	1,420	▼	1,420
Misdemeanor	2024	97	97	78	83	116	100	85	74	73	61	62	63	989	8%	989
	2023	95	77	103	54	71	55	64	83	81	98	76	59	916	▲	916
Other	2024	80	81	93	78	92	117	82	81	74	138	88	65	1,069	39%	1,069
	2023	75	83	79	81	68	49	43	62	51	52	64	61	768	▲	768
Other Criminally Related Matters	2024	17	31	19	21	17	15	31	17	10	8	7	17	210	-17%	210
	2023	16	15	15	24	29	26	25	29	27	18	15	13	252	▼	252
Probates/Wills & Trusts - Level 1	2024	-	2	-	-	-	-	-	-	1	-	-	-	3	50%	3
	2023	-	-	-	-	-	-	-	-	1	-	-	-	2	▲	2
Probates/Wills & Trusts - Level 2	2024	4	3	2	4	4	2	-	1	-	2	2	1	25	4%	25
	2023	1	1	2	2	3	1	6	2	2	1	2	1	24	▲	24
Protective Orders	2024	-	-	-	-	-	-	-	-	-	-	-	-	0	-100%	0
	2023	-	-	-	-	-	-	2	-	-	-	-	-	-	2	▼
Uncontested Divorce	2024	15	14	12	17	13	12	16	15	19	14	13	10	170	-8%	170
	2023	13	16	12	18	22	15	13	27	10	10	12	17	185	▼	185

CPSS-CCMS-10.01 CASELOAD STATISTICS OF THE CIRCUIT COURTS

Alleghany

January 2023 -- December 2024 Filings

Alexandria and Fairfax Circuit are not Included in State Totals.

Dashboard		Monthly Filings Summary		Jan --- Dec Filings	
Court: Alleghany Circuit	Circuit/Court ID: 25 225005				
Start/End Date: Jan-23 / Dec-24	Type of Case: Filings				
2023 Average Month: 159	2024 Average Month: 159				
Jan-Dec 2023: 1,903	Jan-Dec 2024 : 1,907				
Filings Trending: ↔	Overall AVG. Month: 159				

Filings by Division																
Divisions		Jan	Feb	Mar	Apr	May	Jun	Jul	Aug	Sep	Oct	Nov	Dec	Thru Dec	% Change	Total
Total	2024	140	134	148	220	126	114	227	163	153	271	106	105	1,907	0%	1,907
	2023	165	124	177	228	185	160	173	178	90	199	102	122	1,903	▲	1,903
Civil	2024	5	7	10	6	14	17	9	17	18	16	19	12	150	-23%	150
	2023	9	13	26	11	16	34	28	15	6	11	14	12	195	▼	195
Criminal	2024	89	77	80	170	71	78	159	100	85	185	56	45	1,195	16%	1,195
	2023	83	52	63	162	117	88	97	101	46	119	44	60	1,032	▲	1,032
Concealed Handgun Permits	2024	38	37	47	29	33	15	41	32	39	57	25	41	434	-17%	434
	2023	64	47	71	47	42	28	37	44	28	50	35	33	526	▼	526
Miscellaneous/ Other	2024	8	13	11	14	8	4	18	14	11	13	5	7	126	-15%	126
	2023	9	11	16	8	10	10	11	18	10	19	9	17	148	▼	148
Others	2024	-	-	-	1	-	-	-	-	-	-	1	-	2	0%	2
	2023	-	1	1	-	-	-	-	-	-	-	-	-	2	↔	2

Filings by Case Category																
Case Categories		Jan	Feb	Mar	Apr	May	Jun	Jul	Aug	Sep	Oct	Nov	Dec	Thru Dec	% Change	Total
Administrative Law	2024	-	-	-	-	-	-	1	-	-	-	-	1	2	100%	2
	2023	-	-	-	-	-	-	-	-	-	-	1	-	1	▲	1
Aggravated Murder	2024	-	-	-	1	-	-	-	-	-	-	-	-	1	1	1
	2023	-	-	-	-	-	-	-	-	-	-	-	-	0	↔	0
Contested Divorce	2024	1	-	2	1	4	1	-	1	3	2	1	-	16	-24%	16
	2023	1	-	3	-	3	1	6	4	1	-	1	1	21	▼	21
Domestic and Family - Level 1	2024	-	-	-	-	1	-	2	5	2	6	2	2	20	5%	20
	2023	1	3	1	1	-	3	7	2	-	-	-	1	19	▲	19
Domestic and Family - Level 2	2024	1	1	1	1	1	-	-	-	-	1	-	1	7	-22%	7
	2023	1	3	1	-	-	-	2	-	1	-	-	-	9	▼	9
Felonies and Related Matters	2024	53	50	51	126	48	54	123	72	53	148	40	27	845	14%	845
	2023	48	27	49	146	81	54	78	71	34	88	31	32	739	▲	739
General Civil - Level 1	2024	-	-	-	-	-	-	-	-	-	1	-	-	1	-83%	1
	2023	-	-	2	1	-	1	1	-	-	1	-	-	6	▼	6
General Civil - Level 2	2024	2	1	3	-	3	2	-	8	3	-	2	1	25	4%	25
	2023	1	2	3	3	3	2	1	1	2	4	-	2	24	▲	24
General Civil - Level 3	2024	1	1	2	1	-	7	1	1	5	2	2	-	23	-45%	23
	2023	1	-	1	-	6	19	4	2	-	2	3	4	42	▼	42
Miscellaneous Civil	2024	45	49	57	40	41	19	59	44	49	67	28	48	546	-17%	546
	2023	72	58	86	54	51	37	46	61	37	63	43	48	656	▼	656
Misdemeanor	2024	33	19	25	40	16	19	29	24	26	30	13	16	290	9%	290
	2023	34	21	11	15	34	34	19	25	10	27	10	27	267	▲	267
Other	2024	1	-	-	1	-	1	-	-	1	1	1	2	8	0%	8
	2023	-	2	3	1	1	-	-	-	-	1	-	-	8	↔	8
Other Criminally Related Matters	2024	3	8	4	4	7	5	7	4	6	7	3	2	60	122%	60
	2023	1	4	3	1	2	1	-	5	2	4	3	1	27	▲	27
Probates/Wills & Trusts - Level 1	2024	-	-	-	-	1	-	-	-	1	-	1	-	3	3	3
	2023	-	-	-	-	-	-	-	-	-	-	-	-	0	↔	0
Probates/Wills & Trusts - Level 2	2024	-	2	-	1	1	-	2	1	3	-	3	1	14	-22%	14
	2023	1	2	5	1	-	2	-	1	-	-	5	1	18	▼	18
Protective Orders	2024	-	-	-	-	-	1	-	-	-	-	-	-	1	1	1
	2023	-	-	-	-	-	-	-	-	-	-	-	-	0	↔	0
Uncontested Divorce	2024	-	3	3	4	3	5	3	3	1	6	10	4	45	-32%	45
	2023	4	2	9	5	4	6	9	6	3	7	6	5	66	▼	66

This report reflects the case management system. Numbers will update as reports are refreshed and posted. The case types reported may not necessitate judicial involvement.

Dashboard		Monthly Filings Summary		Jan --- Dec Filings	
Court: Augusta Circuit	Circuit/Court ID: 25 225015			5,678	5,492
Start/End Date: Jan-23 / Dec-24	Type of Case: Filings				2024 2023
2023 Average Month: 458	2024 Average Month: 473				
Jan-Dec 2023: 5,492	Jan-Dec 2024 : 5,678				
Filings Trending: ▲	Overall AVG. Month: 465				

Filings by Division																
Divisions		Jan	Feb	Mar	Apr	May	Jun	Jul	Aug	Sep	Oct	Nov	Dec	Thru Dec	% Change	Total
Total	2024	517	554	603	537	417	385	473	486	482	410	422	392	5,678	3%	5,678
	2023	532	534	559	448	472	427	392	417	395	459	437	420	5,492	▲	5,492
Civil	2024	42	56	46	58	50	57	45	42	46	53	53	41	589	3%	589
	2023	52	65	48	39	57	39	36	56	26	57	50	45	570	▲	570
Criminal	2024	196	202	251	190	143	136	222	222	202	141	175	139	2,219	13%	2,219
	2023	170	141	174	173	169	169	136	171	168	181	166	140	1,958	▲	1,958
Concealed Handgun Permits	2024	171	211	236	195	137	121	116	138	166	143	142	149	1,925	-3%	1,925
	2023	219	241	235	170	164	126	132	126	132	139	155	140	1,979	▼	1,979
Miscellaneous/ Other	2024	97	77	64	89	83	64	88	76	60	66	49	63	876	-9%	876
	2023	89	86	100	63	81	91	88	60	69	82	60	91	960	▼	960
Others	2024	11	8	6	5	4	7	2	8	8	7	3	-	69	176%	69
	2023	2	1	2	3	1	2	-	4	-	-	6	4	25	▲	25

Filings by Case Category																
Case Categories		Jan	Feb	Mar	Apr	May	Jun	Jul	Aug	Sep	Oct	Nov	Dec	Thru Dec	% Change	Total
Administrative Law	2024	-	1	-	-	-	-	-	-	-	1	-	1	3	-75%	3
	2023	1	1	1	-	-	-	-	1	4	-	4	-	12	▼	12
Contested Divorce	2024	6	7	5	8	9	5	7	12	8	4	3	8	82	26%	82
	2023	6	9	6	3	6	6	6	8	2	6	2	5	65	▲	65
Domestic and Family - Level 1	2024	6	7	4	10	6	21	6	3	4	10	17	5	99	52%	99
	2023	7	2	1	4	10	5	6	8	-	6	2	14	65	▲	65
Domestic and Family - Level 2	2024	7	6	7	8	12	6	5	4	8	6	2	2	73	-10%	73
	2023	1	37	4	4	6	2	3	5	2	6	6	5	81	▼	81
Felonies and Related Matters	2024	142	145	209	143	110	94	180	148	162	104	135	87	1,659	26%	1,659
	2023	107	100	113	114	136	106	90	119	110	104	129	92	1,320	▲	1,320
General Civil - Level 1	2024	-	-	-	-	-	-	-	-	-	-	-	-	0	-100%	0
	2023	-	-	2	-	1	-	-	-	-	-	-	-	3	▼	3
General Civil - Level 2	2024	7	10	4	7	6	7	13	4	6	7	5	7	83	11%	83
	2023	5	4	13	7	7	2	6	10	4	8	6	3	75	▲	75
General Civil - Level 3	2024	4	7	7	12	9	4	3	7	8	9	8	4	82	-9%	82
	2023	10	5	5	6	8	7	7	3	4	9	20	6	90	▼	90
Miscellaneous Civil	2024	194	244	261	247	161	153	148	171	194	169	166	182	2,290	-4%	2,290
	2023	247	278	285	201	202	167	167	154	168	177	181	164	2,391	▼	2,391
Misdemeanor	2024	50	55	40	44	29	35	35	70	36	34	33	45	506	-13%	506
	2023	60	34	56	50	29	53	43	49	53	73	34	47	581	▼	581
Other	2024	85	49	43	38	58	35	52	45	38	44	27	26	540	-2%	540
	2023	60	49	49	32	42	52	51	35	31	40	39	71	551	▼	551
Other Criminally Related Matters	2024	5	3	3	3	4	10	7	4	4	3	7	7	60	-3%	60
	2023	4	7	5	9	4	10	4	4	5	6	3	1	62	▼	62
Probates/Wills & Trusts - Level 1	2024	-	-	-	1	-	2	-	-	-	-	-	-	3	50%	3
	2023	-	-	-	-	-	-	-	-	1	-	-	1	2	▲	2
Probates/Wills & Trusts - Level 2	2024	-	5	2	2	1	2	4	4	4	2	4	6	36	-10%	36
	2023	6	1	4	1	6	1	2	5	3	4	3	4	40	▼	40
Protective Orders	2024	-	-	-	-	-	-	-	-	-	-	-	1	1	1	1
	2023	-	-	-	-	-	-	-	-	-	-	-	-	0	↔	0
Uncontested Divorce	2024	11	15	18	14	12	11	13	14	10	17	15	11	161	5%	161
	2023	18	7	15	17	15	16	7	16	8	20	8	7	154	▲	154


This report reflects the case management system. Numbers will update as reports are refreshed and posted. The case types reported may not necessitate judicial involvement.

Dashboard

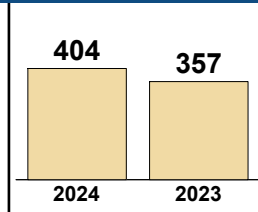
Court: Bath Circuit
Start/End Date: Jan-23 / Dec-24
2023 Average Month: 30
Jan-Dec 2023: 357
Filings Trending: ▲

Circuit/Court ID: 25 225017
Type of Case: Filings
2024 Average Month:34
Jan-Dec 2024 : 404
Overall AVG. Month: 32

Monthly Filings Summary



Jan --- Dec Filings



Filings by Division

Divisions		Jan	Feb	Mar	Apr	May	Jun	Jul	Aug	Sep	Oct	Nov	Dec	Thru Dec	% Change	Total
Total	2024	28	17	11	28	19	36	25	17	169	22	20	12	404	13%	404
	2023	50	23	29	41	21	19	40	32	29	17	22	34	357	▲	357
Civil	2024	1	2	-	4	1	2	1	1	3	5	1	1	22	5%	22
	2023	1	-	2	3	2	3	-	2	1	1	-	6	21	▲	21
Criminal	2024	19	4	1	8	1	26	16	5	147	-	4	2	233	128%	233
	2023	27	7	1	20	1	-	9	9	15	4	3	6	102	▲	102
Concealed Handgun Permits	2024	7	10	8	13	15	8	7	11	18	14	13	8	132	-33%	132
	2023	19	16	23	13	12	12	28	17	10	12	18	18	198	▼	198
Miscellaneous/ Other	2024	1	1	2	3	2	-	1	-	1	3	2	1	17	-53%	17
	2023	3	-	3	5	6	4	3	4	3	-	1	4	36	▼	36

Filings by Case Category

Case Categories		Jan	Feb	Mar	Apr	May	Jun	Jul	Aug	Sep	Oct	Nov	Dec	Thru Dec	% Change	Total
Contested Divorce	2024	-	-	-	-	-	-	-	1	1	-	-	-	2	-50%	2
	2023	-	-	-	-	1	1	-	-	1	-	-	1	4	▼	4
Domestic and Family - Level 1	2024	-	1	-	-	-	1	-	-	2	4	-	-	8	300%	8
	2023	-	-	2	-	-	-	-	-	-	-	-	-	2	▲	2
Domestic and Family - Level 2	2024	-	-	-	-	-	-	-	-	-	-	-	1	1	0%	1
	2023	-	-	-	-	-	1	-	-	-	-	-	-	1	↔	1
Felonies and Related Matters	2024	15	3	1	8	-	23	13	3	143	-	4	2	215	165%	215
	2023	25	5	1	20	1	-	3	4	13	2	2	5	81	▲	81
General Civil - Level 1	2024	-	-	-	1	-	-	-	-	-	-	-	-	1	0%	1
	2023	1	-	-	-	-	-	-	-	-	-	-	-	1	↔	1
General Civil - Level 2	2024	1	1	1	-	-	-	1	-	-	-	-	-	4	-69%	4
	2023	1	-	2	2	-	2	1	2	1	1	-	1	13	▼	13
General Civil - Level 3	2024	-	-	-	1	-	-	1	-	1	2	-	-	5	-29%	5
	2023	-	-	-	-	1	1	1	1	1	-	-	3	7	▼	7
Miscellaneous Civil	2024	7	10	9	14	17	8	7	11	18	16	15	9	141	-36%	141
	2023	21	16	24	16	16	14	29	19	12	12	19	21	219	▼	219
Misdemeanor	2024	3	1	-	-	1	3	2	1	4	-	-	-	15	-6%	15
	2023	1	2	-	-	-	-	4	3	2	2	1	1	16	▼	16
Other	2024	-	-	-	-	-	-	-	-	-	-	-	-	0	-100%	0
	2023	-	-	-	-	-	-	-	-	-	-	-	1	1	▼	1
Other Criminally Related Matters	2024	1	-	-	-	-	-	1	1	-	-	-	-	3	-40%	3
	2023	1	-	-	-	-	-	2	2	-	-	-	-	5	▼	5
Probates/Wills & Trusts - Level 2	2024	-	-	-	2	-	-	-	-	-	-	1	-	3	0%	3
	2023	-	-	-	2	-	-	-	1	-	-	-	-	3	↔	3
Uncontested Divorce	2024	1	1	-	2	1	1	-	-	-	-	-	-	6	50%	6
	2023	-	-	-	1	2	-	-	-	-	-	-	1	4	▲	4

This report reflects the case management system. Numbers will update as reports are refreshed and posted. The case types reported may not necessitate judicial involvement.

Dashboard		Monthly Filings Summary		Jan --- Dec Filings	
Court: Botetourt Circuit	Circuit/Court ID: 25 225023				
Start/End Date: Jan-23 / Dec-24	Type of Case: Filings				
2023 Average Month: 213	2024 Average Month: 185				
Jan-Dec 2023: 2,551	Jan-Dec 2024 : 2,220				
Filings Trending: ▼	Overall AVG. Month: 199				

Filings by Division																
Divisions		Jan	Feb	Mar	Apr	May	Jun	Jul	Aug	Sep	Oct	Nov	Dec	Thru Dec	% Change	Total
Total	2024	184	161	236	148	171	195	173	218	169	246	153	166	2,220	-13%	2,220
	2023	198	190	347	205	205	175	157	255	199	244	192	184	2,551	▼	2,551
Civil	2024	18	22	21	24	17	15	22	13	30	20	15	10	227	2%	227
	2023	18	14	16	19	21	15	18	25	18	23	18	18	223	▲	223
Criminal	2024	54	45	114	41	83	100	43	116	40	94	68	63	861	-19%	861
	2023	63	48	207	68	89	68	60	114	94	102	81	72	1,066	▼	1,066
Concealed Handgun Permits	2024	93	76	81	67	51	61	82	68	80	107	52	69	887	-9%	887
	2023	91	89	92	89	83	72	70	81	68	97	75	68	975	▼	975
Miscellaneous/ Other	2024	19	17	20	16	20	18	26	21	19	25	18	24	243	-15%	243
	2023	26	39	32	29	12	20	9	34	19	22	18	26	286	▼	286
Others	2024	-	1	-	-	-	1	-	-	-	-	-	-	2	100%	2
	2023	-	-	-	-	-	-	-	1	-	-	-	-	1	▲	1

Filings by Case Category																
Case Categories		Jan	Feb	Mar	Apr	May	Jun	Jul	Aug	Sep	Oct	Nov	Dec	Thru Dec	% Change	Total
Administrative Law	2024	-	-	-	-	-	-	-	-	-	-	-	-	0	-100%	0
	2023	-	-	1	-	-	-	-	-	1	-	-	-	2	▼	2
Aggravated Murder	2024	-	-	-	-	-	-	-	-	-	-	-	2	2	0%	2
	2023	-	-	1	-	-	-	-	-	1	-	-	-	2	↔	2
Contested Divorce	2024	4	2	3	7	1	3	1	2	4	5	1	5	38	124%	38
	2023	1	2	3	1	2	2	1	1	-	1	2	1	17	▲	17
Domestic and Family - Level 1	2024	3	2	2	6	2	1	4	-	2	2	2	-	26	-56%	26
	2023	1	5	2	5	6	3	-	10	-	14	6	7	59	▼	59
Domestic and Family - Level 2	2024	-	-	1	-	-	-	2	1	-	1	-	-	5	-50%	5
	2023	1	-	1	1	1	1	1	-	2	1	-	1	10	▼	10
Felonies and Related Matters	2024	40	28	93	24	57	80	32	77	33	80	42	40	626	-23%	626
	2023	50	34	183	59	55	47	36	95	67	73	55	58	812	▼	812
General Civil - Level 1	2024	2	-	-	-	-	-	-	-	-	-	-	-	2	2	2
	2023	-	-	-	-	-	-	-	-	-	-	-	-	0	↔	0
General Civil - Level 2	2024	3	4	7	2	8	2	5	1	7	6	4	2	51	13%	51
	2023	2	3	4	3	6	4	5	5	6	3	2	2	45	▲	45
General Civil - Level 3	2024	1	5	3	1	-	1	1	1	5	4	2	2	26	13%	26
	2023	5	-	1	-	-	-	-	2	4	1	4	6	23	▲	23
Miscellaneous Civil	2024	101	86	89	74	62	72	94	83	93	123	61	85	1,023	-9%	1,023
	2023	99	113	106	110	87	82	75	95	77	106	87	83	1,120	▼	1,120
Misdemeanor	2024	9	16	20	11	23	21	5	36	5	13	23	19	201	9%	201
	2023	11	7	16	5	29	17	13	11	20	22	22	12	185	▲	185
Other	2024	10	8	10	9	8	8	15	6	6	7	10	7	104	-21%	104
	2023	16	14	16	8	9	10	4	20	10	11	6	8	132	▼	132
Other Criminally Related Matters	2024	5	1	1	6	3	1	6	3	2	1	3	2	34	-49%	34
	2023	2	7	7	4	5	4	11	8	6	7	4	2	67	▼	67
Probates/Wills & Trusts - Level 1	2024	-	-	-	-	-	-	-	1	1	-	-	-	2	0%	2
	2023	1	-	-	1	-	-	-	-	-	-	-	-	2	↔	2
Probates/Wills & Trusts - Level 2	2024	2	2	1	-	-	-	2	2	1	-	-	-	10	0%	10
	2023	2	-	2	-	-	-	2	1	-	1	-	2	10	↔	10
Uncontested Divorce	2024	4	7	6	8	7	6	6	5	10	4	5	2	70	8%	70
	2023	7	5	6	6	5	5	9	7	5	4	4	2	65	▲	65

This report reflects the case management system. Numbers will update as reports are refreshed and posted. The case types reported may not necessitate judicial involvement.

Dashboard		Monthly Filings Summary		Jan --- Dec Filings	
Court: Craig Circuit	Circuit/Court ID: 25 225045				
Start/End Date: Jan-23 / Dec-24	Type of Case: Filings				
2023 Average Month: 33	2024 Average Month: 30				
Jan-Dec 2023: 398	Jan-Dec 2024 : 359				
Filings Trending: ▼	Overall AVG. Month: 32				

Filings by Division																
Divisions		Jan	Feb	Mar	Apr	May	Jun	Jul	Aug	Sep	Oct	Nov	Dec	Thru Dec	% Change	Total
Total	2024	29	33	30	62	35	32	27	22	24	26	20	19	359	-10%	359
	2023	38	35	54	24	18	37	23	35	38	33	42	21	398	▼	398
Civil	2024	1	1	3	10	4	3	4	1	1	1	-	3	32	-30%	32
	2023	2	1	17	3	3	1	3	6	1	4	2	3	46	▼	46
Criminal	2024	1	7	5	16	7	9	8	-	6	4	4	6	73	1%	73
	2023	14	-	1	6	-	10	-	9	14	2	16	-	72	▲	72
Concealed Handgun Permits	2024	24	23	16	32	20	13	12	16	16	20	12	9	213	-13%	213
	2023	17	32	31	12	12	23	17	18	21	25	22	16	246	▼	246
Miscellaneous/ Other	2024	3	2	6	4	4	7	3	5	1	1	4	1	41	21%	41
	2023	5	2	5	3	3	3	3	2	2	2	2	2	34	▲	34

Filings by Case Category																
Case Categories		Jan	Feb	Mar	Apr	May	Jun	Jul	Aug	Sep	Oct	Nov	Dec	Thru Dec	% Change	Total
Contested Divorce	2024	-	-	-	-	-	1	-	-	-	1	-	1	3	-40%	3
	2023	-	-	-	1	1	-	-	-	-	1	-	2	5	▼	5
Domestic and Family - Level 1	2024	-	-	-	8	1	-	-	-	1	-	-	-	10	-52%	10
	2023	1	-	16	-	-	-	-	4	-	-	-	-	21	▼	21
Domestic and Family - Level 2	2024	-	-	-	-	-	-	-	-	-	-	-	-	0	-100%	0
	2023	-	1	-	-	-	-	-	1	-	1	-	-	3	▼	3
Felonies and Related Matters	2024	1	7	4	13	5	9	3	-	5	4	3	5	59	23%	59
	2023	4	-	-	5	-	10	-	7	10	2	10	-	48	▲	48
General Civil - Level 1	2024	-	-	-	-	-	-	-	-	-	-	-	-	0	-100%	0
	2023	-	-	-	-	-	-	1	-	-	-	-	-	1	▼	1
General Civil - Level 2	2024	-	1	-	1	1	-	-	1	-	-	-	3	7	75%	7
	2023	-	-	-	-	-	-	1	-	-	2	1	-	4	▲	4
General Civil - Level 3	2024	-	-	1	1	-	1	2	1	-	-	-	-	6	100%	6
	2023	-	-	1	-	1	-	1	1	-	-	-	-	3	▲	3
Miscellaneous Civil	2024	27	25	22	36	24	20	15	19	17	21	16	9	251	-10%	251
	2023	22	34	36	15	15	26	20	20	22	27	24	18	279	▼	279
Misdemeanor	2024	-	-	1	3	2	-	4	-	1	-	1	1	13	-43%	13
	2023	10	-	-	1	-	-	-	2	4	-	6	-	23	▼	23
Other	2024	-	-	-	-	-	-	-	-	-	-	-	-	0	-100%	0
	2023	-	-	-	-	-	-	-	-	1	-	-	-	1	▼	1
Other Criminally Related Matters	2024	-	-	-	-	-	-	1	-	-	-	-	-	1	0%	1
	2023	-	-	1	-	-	-	-	-	-	-	-	-	1	↔	1
Probates/Wills & Trusts - Level 1	2024	-	-	-	-	-	-	-	-	-	-	-	-	0	-100%	0
	2023	-	-	-	-	-	-	-	-	1	-	-	-	1	▼	1
Probates/Wills & Trusts - Level 2	2024	-	-	-	-	-	1	-	-	-	-	-	-	1	1	1
	2023	-	-	-	-	-	-	-	-	-	-	-	-	0	↔	0
Uncontested Divorce	2024	1	-	2	-	2	-	2	1	-	-	-	-	8	0%	8
	2023	1	-	-	2	1	1	1	-	-	-	1	1	8	↔	8

This report reflects the case management system. Numbers will update as reports are refreshed and posted. The case types reported may not necessitate judicial involvement.

Dashboard	Monthly Filings Summary	Jan --- Dec Filings
<p>Court: Highland Circuit Start/End Date: Jan-23 / Dec-24 2023 Average Month: 14 Jan-Dec 2023: 165 Filings Trending: ▼</p> <p>Circuit/Court ID: 25 225091 Type of Case: Filings 2024 Average Month: 13 Jan-Dec 2024 : 159 Overall AVG. Month: 14</p>		<div style="display: flex; justify-content: space-around;"> <div style="text-align: center;"> <p>159</p> <p>2024</p> </div> <div style="text-align: center;"> <p>165</p> <p>2023</p> </div> </div>

Filings by Division																
Divisions		Jan	Feb	Mar	Apr	May	Jun	Jul	Aug	Sep	Oct	Nov	Dec	Thru Dec	% Change	Total
Total	2024	16	14	16	19	11	17	13	10	21	5	4	13	159	-4%	159
	2023	13	19	30	13	11	17	8	6	9	9	6	24	165	▼	165
Civil	2024	2	2	3	3	1	2	-	1	1	-	2	-	17	6%	17
	2023	2	3	4	1	1	1	1	-	2	1	-	-	16	▲	16
Criminal	2024	4	1	4	2	-	8	2	-	3	1	-	2	27	-48%	27
	2023	2	-	8	1	3	11	1	-	2	3	2	19	52	▼	52
Concealed Handgun Permits	2024	9	8	6	11	10	7	10	7	15	3	2	8	96	7%	96
	2023	9	15	18	10	7	5	5	6	3	5	3	4	90	▲	90
Miscellaneous/ Other	2024	1	3	3	3	-	-	1	2	2	1	-	3	19	171%	19
	2023	-	1	-	1	-	-	1	-	2	-	1	1	7	▲	7

Filings by Case Category																
Case Categories		Jan	Feb	Mar	Apr	May	Jun	Jul	Aug	Sep	Oct	Nov	Dec	Thru Dec	% Change	Total
Administrative Law	2024	-	-	-	-	-	1	-	-	-	-	-	-	1	1	1
	2023	-	-	-	-	-	-	-	-	-	-	-	-	0	↔	0
Contested Divorce	2024	-	-	1	-	-	-	-	1	-	-	-	-	2	-33%	2
	2023	-	-	1	-	1	-	1	-	-	-	-	-	3	▼	3
Domestic and Family - Level 1	2024	-	-	-	-	-	-	-	-	-	-	-	-	0	-100%	0
	2023	-	-	1	-	-	-	-	-	-	-	-	-	1	▼	1
Domestic and Family - Level 2	2024	-	-	-	-	-	-	-	-	-	-	-	-	0	-100%	0
	2023	1	-	-	-	-	-	-	-	-	-	-	-	1	▼	1
Felonies and Related Matters	2024	1	-	3	1	-	5	2	-	2	-	-	2	16	-58%	16
	2023	2	-	4	1	1	7	1	-	2	-	2	18	38	▼	38
General Civil - Level 1	2024	-	-	-	-	-	-	-	-	-	-	-	-	0	-100%	0
	2023	-	-	1	-	-	-	-	-	-	-	-	-	1	▼	1
General Civil - Level 2	2024	-	2	1	2	-	-	-	-	-	-	2	-	7	133%	7
	2023	-	1	1	-	-	-	-	-	1	-	-	-	3	▲	3
General Civil - Level 3	2024	-	-	1	-	-	1	-	-	1	-	-	-	3	50%	3
	2023	-	1	-	-	-	-	-	-	1	-	-	-	2	▲	2
Miscellaneous Civil	2024	10	11	9	14	10	7	11	9	17	4	2	9	113	16%	113
	2023	9	16	18	11	7	5	6	6	5	5	4	5	97	▲	97
Misdemeanor	2024	3	1	1	1	-	3	-	-	1	-	-	-	10	0%	10
	2023	-	-	2	-	2	4	-	-	-	1	-	1	10	↔	10
Other	2024	-	-	-	-	1	-	-	-	-	-	-	2	3	3	3
	2023	-	-	-	-	-	-	-	-	-	-	-	-	0	↔	0
Other Criminally Related Matters	2024	-	-	-	-	-	-	-	-	-	1	-	-	1	-75%	1
	2023	-	-	2	-	-	-	-	-	-	2	-	-	4	▼	4
Probates/Wills & Trusts - Level 2	2024	1	-	-	1	-	-	-	-	-	-	-	-	2	100%	2
	2023	-	-	-	-	-	1	-	-	-	-	-	-	1	▲	1
Uncontested Divorce	2024	1	-	-	-	-	-	-	-	-	-	-	-	1	-75%	1
	2023	1	1	-	1	-	-	-	-	-	1	-	-	4	▼	4

This report reflects the case management system. Numbers will update as reports are refreshed and posted. The case types reported may not necessitate judicial involvement.

Dashboard		Monthly Filings Summary		Jan --- Dec Filings	
Court: Rockbridge Circuit	Circuit/Court ID: 25 225163				
Start/End Date: Jan-23 / Dec-24	Type of Case: Filings				
2023 Average Month: 187	2024 Average Month: 174				
Jan-Dec 2023: 2,249	Jan-Dec 2024 : 2,082				
Filings Trending: ▼	Overall AVG. Month: 180				

Filings by Division																
Divisions		Jan	Feb	Mar	Apr	May	Jun	Jul	Aug	Sep	Oct	Nov	Dec	Thru Dec	% Change	Total
Total	2024	210	181	203	172	163	144	198	154	178	179	119	181	2,082	-7%	2,082
	2023	190	364	181	130	139	141	191	142	221	198	230	122	2,249	▼	2,249
Civil	2024	14	17	24	23	20	11	24	18	16	25	16	16	224	-9%	224
	2023	10	21	34	19	22	18	27	19	26	18	18	14	246	▼	246
Criminal	2024	126	98	102	84	100	72	109	80	114	97	41	106	1,129	-13%	1,129
	2023	116	264	50	56	57	75	122	71	156	123	149	59	1,298	▼	1,298
Concealed Handgun Permits	2024	60	56	66	52	37	57	52	46	41	44	45	43	599	3%	599
	2023	50	67	82	45	49	39	39	45	28	43	54	39	580	▲	580
Miscellaneous/ Other	2024	10	10	11	13	6	4	13	8	7	13	17	15	127	2%	127
	2023	14	12	15	10	11	9	3	7	11	14	9	10	125	▲	125
Others	2024	-	-	-	-	-	-	-	2	-	-	-	1	3	3	3
	2023	-	-	-	-	-	-	-	-	-	-	-	-	0	↔	0

Filings by Case Category																
Case Categories		Jan	Feb	Mar	Apr	May	Jun	Jul	Aug	Sep	Oct	Nov	Dec	Thru Dec	% Change	Total
Administrative Law	2024	-	-	-	1	-	-	-	-	1	-	-	-	2	-71%	2
	2023	-	-	-	1	1	-	-	3	1	1	-	-	7	▼	7
Contested Divorce	2024	1	1	2	-	1	2	2	2	1	2	1	4	19	-21%	19
	2023	2	1	6	3	2	1	3	-	1	3	1	1	24	▼	24
Domestic and Family - Level 1	2024	1	1	2	2	1	-	7	1	4	1	6	2	28	-15%	28
	2023	-	6	2	1	2	-	4	-	5	8	-	5	33	▼	33
Domestic and Family - Level 2	2024	3	4	2	4	2	-	1	1	-	7	1	2	27	-18%	27
	2023	1	3	2	4	3	1	8	2	2	-	6	1	33	▼	33
Felonies and Related Matters	2024	74	73	60	54	66	40	64	62	93	64	25	85	760	-15%	760
	2023	73	213	20	28	37	46	85	39	100	85	135	32	893	▼	893
General Civil - Level 2	2024	3	4	5	5	5	2	6	7	5	4	3	3	52	13%	52
	2023	4	2	4	2	2	4	3	4	8	4	8	1	46	▲	46
General Civil - Level 3	2024	2	-	3	5	7	3	6	-	2	2	1	3	34	42%	34
	2023	-	2	4	3	1	4	1	3	3	-	1	2	24	▲	24
Miscellaneous Civil	2024	67	66	77	64	43	60	62	54	46	57	59	56	711	2%	711
	2023	63	77	97	56	62	48	43	51	39	54	61	49	700	▲	700
Misdemeanor	2024	32	24	21	20	30	29	36	14	17	33	13	19	288	-15%	288
	2023	40	47	29	21	18	25	22	22	52	32	8	22	338	▼	338
Other	2024	1	-	1	2	-	1	-	3	1	2	1	3	15	200%	15
	2023	-	2	1	-	-	-	-	1	-	-	-	1	5	▲	5
Other Criminally Related Matters	2024	20	1	21	10	4	3	9	4	4	-	3	2	81	21%	81
	2023	3	4	1	7	2	4	15	10	4	6	6	5	67	▲	67
Probates/Wills & Trusts - Level 1	2024	1	1	-	-	-	-	1	-	-	-	-	-	3	3	3
	2023	-	-	-	-	-	-	-	-	-	-	-	-	0	↔	0
Probates/Wills & Trusts - Level 2	2024	-	1	2	1	2	-	-	-	1	-	2	1	10	0%	10
	2023	-	-	1	2	4	2	1	-	-	-	-	-	10	↔	10
Uncontested Divorce	2024	5	5	7	4	2	4	4	6	3	7	4	1	52	-25%	52
	2023	4	7	14	2	5	6	6	7	6	5	4	3	69	▼	69

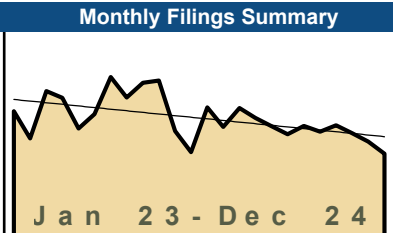
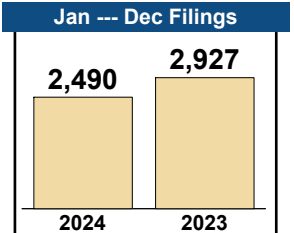
This report reflects the case management system. Numbers will update as reports are refreshed and posted. The case types reported may not necessitate judicial involvement.

Dashboard		Monthly Filings Summary		Jan --- Dec Filings					
<p>Court: Buena Vista Circuit Start/End Date: Jan-23 / Dec-24 2023 Average Month: 46 Jan-Dec 2023: 554 Filings Trending: ▼</p>	<p>Circuit/Court ID: 25 225530 Type of Case: Filings 2024 Average Month:41 Jan-Dec 2024 : 492 Overall AVG. Month: 44</p>	<p style="text-align: center; font-weight: bold; color: #004a87;">Jan 23 - Dec 24</p>		<table border="1" style="margin: auto;"> <tr> <td style="width: 50%; text-align: center;">492</td> <td style="width: 50%; text-align: center;">554</td> </tr> <tr> <td style="text-align: center;">2024</td> <td style="text-align: center;">2023</td> </tr> </table>		492	554	2024	2023
492	554								
2024	2023								

Filings by Division																
Divisions		Jan	Feb	Mar	Apr	May	Jun	Jul	Aug	Sep	Oct	Nov	Dec	Thru Dec	% Change	Total
Total	2024	49	26	79	44	46	28	63	19	44	33	32	29	492	-11%	492
	2023	63	35	72	46	41	37	45	38	57	56	28	36	554	▼	554
Civil	2024	5	1	5	3	2	3	2	6	2	5	6	5	45	0%	45
	2023	2	-	6	7	4	4	3	5	4	2	5	3	45	↔	45
Criminal	2024	30	18	57	31	28	14	48	7	26	16	18	11	304	-16%	304
	2023	43	17	55	26	33	23	31	19	50	37	11	19	364	▼	364
Concealed Handgun Permits	2024	11	6	15	9	12	9	7	5	15	8	7	7	111	17%	111
	2023	11	12	9	6	4	5	7	7	2	10	11	11	95	▲	95
Miscellaneous/Other	2024	3	1	2	1	4	2	6	1	1	4	1	5	31	-34%	31
	2023	7	6	2	6	-	3	4	7	1	7	1	3	47	▼	47
Others	2024	-	-	-	1	-	-	-	-	-	-	-	1	1	-67%	1
	2023	-	-	-	-	-	2	-	-	-	-	-	-	3	▼	3

Filings by Case Category																
Case Categories		Jan	Feb	Mar	Apr	May	Jun	Jul	Aug	Sep	Oct	Nov	Dec	Thru Dec	% Change	Total
Contested Divorce	2024	-	-	-	-	1	-	-	1	-	-	1	1	4	-50%	4
	2023	-	-	1	-	1	1	1	-	-	2	2	-	8	▼	8
Domestic and Family - Level 1	2024	1	-	2	-	-	1	-	-	-	2	1	4	11	38%	11
	2023	-	-	2	-	1	1	1	2	-	-	-	1	8	▲	8
Domestic and Family - Level 2	2024	-	-	-	-	-	1	1	-	-	1	1	-	4	0%	4
	2023	-	-	1	2	-	-	-	-	1	-	-	-	4	↔	4
Felonies and Related Matters	2024	19	13	45	16	22	8	28	5	26	13	14	8	217	-17%	217
	2023	35	13	46	18	22	17	23	14	32	22	6	13	261	▼	261
General Civil - Level 2	2024	1	-	-	-	1	-	-	-	-	-	-	-	2	-71%	2
	2023	-	2	-	-	-	-	-	1	-	2	-	2	7	▼	7
General Civil - Level 3	2024	1	-	-	-	1	-	1	2	-	-	-	1	6	50%	6
	2023	2	-	1	-	1	-	-	-	-	-	-	-	4	▲	4
Miscellaneous Civil	2024	15	7	17	10	15	11	11	6	16	12	8	12	140	3%	140
	2023	17	16	10	12	4	8	11	14	3	15	12	14	136	▲	136
Misdemeanor	2024	9	4	11	10	6	6	20	2	-	2	2	1	73	-17%	73
	2023	5	4	9	8	9	4	7	5	17	13	2	5	88	▼	88
Other	2024	-	-	-	1	-	-	-	-	-	-	-	1	2	-33%	2
	2023	-	-	-	1	-	2	-	-	-	-	-	-	3	▼	3
Other Criminally Related Matters	2024	2	1	1	5	-	-	-	-	-	1	2	2	14	-7%	14
	2023	3	-	-	-	2	2	1	-	1	2	3	1	15	▼	15
Probates/Wills & Trusts - Level 2	2024	1	-	1	1	-	1	-	-	-	-	-	-	4	0%	4
	2023	-	-	-	2	-	-	1	-	-	-	-	1	4	↔	4
Uncontested Divorce	2024	-	1	2	1	-	-	2	3	2	2	2	-	15	-6%	15
	2023	1	-	2	3	1	2	-	2	3	-	2	-	16	▼	16

This report reflects the case management system. Numbers will update as reports are refreshed and posted. The case types reported may not necessitate judicial involvement.

Dashboard		Monthly Filings Summary		Jan --- Dec Filings	
<p>Court: Staunton Circuit Start/End Date: Jan-23 / Dec-24 2023 Average Month: 244 Jan-Dec 2023: 2,927 Filings Trending: ▼</p>	<p>Circuit/Court ID: 25 225790 Type of Case: Filings 2024 Average Month: 208 Jan-Dec 2024 : 2,490 Overall AVG. Month: 226</p>	 <p>Jan 23 - Dec 24</p>		 <p>2,490 (2024) vs 2,927 (2023)</p>	

Filings by Division																
Divisions		Jan	Feb	Mar	Apr	May	Jun	Jul	Aug	Sep	Oct	Nov	Dec	Thru Dec	% Change	Total
Total	2024	246	209	245	226	210	195	211	200	212	197	181	158	2,490	-15%	2,490
	2023	239	187	277	264	206	233	304	265	293	297	201	161	2,927	▼	2,927
Civil	2024	11	23	25	24	24	11	21	18	19	14	26	10	226	9%	226
	2023	18	17	21	22	20	11	17	23	15	18	17	9	208	▲	208
Criminal	2024	155	110	131	121	90	110	106	108	116	120	67	88	1,322	-29%	1,322
	2023	131	102	170	163	115	161	200	177	221	215	118	98	1,871	▼	1,871
Concealed Handgun Permits	2024	24	36	28	33	25	24	19	26	31	32	34	32	344	6%	344
	2023	32	31	30	34	26	18	32	21	25	32	24	21	326	▲	326
Miscellaneous/ Other	2024	56	38	61	48	71	50	65	48	46	31	54	28	596	15%	596
	2023	57	37	56	45	45	43	55	43	32	32	42	33	520	▲	520
Others	2024	-	2	-	-	-	-	-	-	-	-	-	-	2	0%	2
	2023	1	-	-	-	-	-	-	1	-	-	-	-	2	↔	2

Filings by Case Category																
Case Categories		Jan	Feb	Mar	Apr	May	Jun	Jul	Aug	Sep	Oct	Nov	Dec	Thru Dec	% Change	Total
Aggravated Murder	2024	-	-	-	-	-	-	-	-	-	-	-	-	0	-100%	0
	2023	-	-	-	-	-	-	-	-	-	-	-	-	1	1	▼
Contested Divorce	2024	1	3	1	2	2	-	2	3	3	3	6	1	27	42%	27
	2023	1	1	2	-	3	-	2	4	3	-	3	-	19	▲	19
Domestic and Family - Level 1	2024	2	7	9	1	3	-	2	-	2	-	5	1	32	-22%	32
	2023	5	4	7	9	4	2	-	4	3	1	2	-	41	▼	41
Domestic and Family - Level 2	2024	2	5	6	3	9	2	5	8	7	2	8	4	61	13%	61
	2023	3	6	4	6	3	4	7	4	4	5	4	4	54	▲	54
Felonies and Related Matters	2024	100	79	115	86	72	93	83	80	78	95	41	51	973	-30%	973
	2023	90	81	125	135	88	97	133	141	168	170	94	62	1,384	▼	1,384
General Civil - Level 1	2024	-	-	-	-	-	-	-	-	-	1	-	-	1	0%	1
	2023	-	-	-	-	-	-	-	1	-	-	-	-	1	1	↔
General Civil - Level 2	2024	2	1	3	3	3	1	1	3	2	2	1	2	24	20%	24
	2023	4	-	3	1	2	1	1	2	-	3	3	-	20	▲	20
General Civil - Level 3	2024	2	-	-	4	3	2	2	2	2	3	-	2	22	-41%	22
	2023	6	1	3	5	3	-	4	5	2	1	2	5	37	▼	37
Miscellaneous Civil	2024	37	50	43	45	40	35	36	46	42	40	54	40	508	9%	508
	2023	45	46	46	45	41	25	45	32	36	42	35	28	466	▲	466
Misdemeanor	2024	48	21	11	25	11	14	20	19	21	17	22	26	255	-27%	255
	2023	23	14	41	20	27	40	35	31	48	30	22	17	348	▼	348
Other	2024	42	26	43	33	51	38	48	26	33	20	33	16	409	18%	409
	2023	39	22	34	30	28	35	38	30	20	20	28	22	346	▲	346
Other Criminally Related Matters	2024	7	10	5	14	7	4	3	10	17	8	4	11	100	-29%	100
	2023	19	7	4	8	-	24	32	5	5	16	2	18	140	▼	140
Probates/Wills & Trusts - Level 2	2024	1	2	3	4	1	-	-	-	-	2	3	-	16	-6%	16
	2023	1	-	1	1	1	1	1	1	2	4	2	2	17	▼	17
Protective Orders	2024	-	-	-	1	-	-	-	-	-	-	-	-	1	-75%	1
	2023	-	-	-	1	-	1	1	-	-	-	-	1	4	▼	4
Uncontested Divorce	2024	2	5	6	5	8	6	9	3	5	4	4	4	61	24%	61
	2023	3	5	7	3	6	3	5	5	2	5	3	2	49	▲	49

This report reflects the case management system. Numbers will update as reports are refreshed and posted. The case types reported may not necessitate judicial involvement.

CPSS-CCMS-10.01 CASELOAD STATISTICS OF THE CIRCUIT COURTS

Waynesboro

January 2023 -- December 2024 Filings

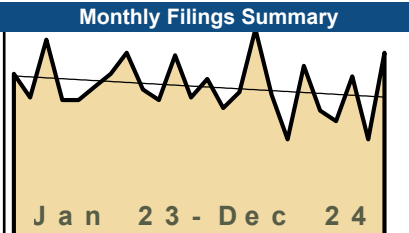
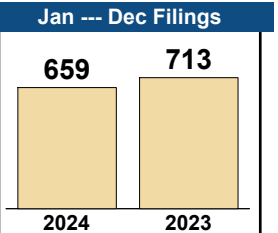
Alexandria and Fairfax Circuit are not Included in State Totals.

Dashboard		Monthly Filings Summary		Jan --- Dec Filings					
Court: Waynesboro Circuit Start/End Date: Jan-23 / Dec-24 2023 Average Month: 149 Jan-Dec 2023: 1,787 Filings Trending: ▼	Circuit/Court ID: 25 225820 Type of Case: Filings 2024 Average Month: 143 Jan-Dec 2024 : 1,714 Overall AVG. Month: 146			<table style="margin: auto;"> <tr> <td style="text-align: center; width: 50px;">1,714</td> <td style="text-align: center; width: 50px;">1,787</td> </tr> <tr> <td style="text-align: center; width: 50px;">2024</td> <td style="text-align: center; width: 50px;">2023</td> </tr> </table>		1,714	1,787	2024	2023
1,714	1,787								
2024	2023								

Filings by Division																
Divisions		Jan	Feb	Mar	Apr	May	Jun	Jul	Aug	Sep	Oct	Nov	Dec	Thru Dec	% Change	Total
Total	2024	163	165	152	170	164	98	119	143	153	168	131	88	1,714	-4%	1,714
	2023	134	144	148	146	138	211	151	125	150	159	156	125	1,787	▼	1,787
Civil	2024	13	22	11	21	16	8	17	18	12	20	11	15	184	-12%	184
	2023	12	13	29	21	15	11	18	21	21	16	21	10	208	▼	208
Criminal	2024	99	71	65	76	91	48	50	75	95	91	70	40	871	3%	871
	2023	52	56	29	73	61	127	82	49	76	81	94	64	844	▲	844
Concealed Handgun Permits	2024	22	40	38	41	19	11	17	31	22	34	28	21	324	12%	324
	2023	32	23	39	19	22	28	15	21	20	34	15	22	290	▲	290
Miscellaneous/Other	2024	29	31	37	29	37	30	33	19	22	23	19	12	321	-27%	321
	2023	38	51	51	31	40	45	36	34	33	28	26	28	441	▼	441
Others	2024	-	1	1	3	1	1	2	-	2	-	3	-	14	250%	14
	2023	-	1	-	2	-	-	-	-	-	-	-	-	4	▲	4

Filings by Case Category																
Case Categories		Jan	Feb	Mar	Apr	May	Jun	Jul	Aug	Sep	Oct	Nov	Dec	Thru Dec	% Change	Total
Administrative Law	2024	-	-	-	-	-	-	-	-	1	1	-	1	3	200%	3
	2023	-	-	1	-	-	-	-	-	-	-	-	-	1	▲	1
Aggravated Murder	2024	-	-	-	-	-	-	-	-	-	-	-	-	0	-100%	0
	2023	-	-	-	-	1	-	-	-	-	-	-	-	1	▼	1
Contested Divorce	2024	1	-	-	4	2	1	3	2	2	4	4	2	25	9%	25
	2023	3	4	-	3	2	1	3	2	2	3	-	-	23	▲	23
Domestic and Family - Level 1	2024	1	5	3	10	2	2	8	3	2	1	2	4	43	-10%	43
	2023	1	2	4	10	2	-	3	9	2	8	5	2	48	▼	48
Domestic and Family - Level 2	2024	-	2	1	-	2	1	-	-	-	-	-	-	6	-50%	6
	2023	-	3	1	-	2	-	4	1	-	-	-	-	12	▼	12
Felonies and Related Matters	2024	83	55	48	62	63	42	34	48	76	60	55	29	655	7%	655
	2023	39	49	21	60	39	98	58	39	55	50	66	36	610	▲	610
General Civil - Level 1	2024	-	-	-	-	-	-	-	-	-	-	-	1	1	0%	1
	2023	-	-	-	-	1	-	-	-	-	-	-	-	1	↔	1
General Civil - Level 2	2024	4	4	2	4	1	1	3	2	2	3	-	1	27	13%	27
	2023	3	-	4	1	3	2	-	2	3	-	4	2	24	▲	24
General Civil - Level 3	2024	5	3	1	-	2	-	-	3	1	2	2	2	21	-64%	21
	2023	5	2	14	3	1	6	5	5	9	2	3	4	59	▼	59
Miscellaneous Civil	2024	26	49	54	47	31	21	33	38	34	44	33	25	435	0%	435
	2023	40	34	46	29	42	50	28	36	31	42	26	31	435	↔	435
Misdemeanor	2024	16	16	16	11	26	5	13	25	16	23	12	11	190	-11%	190
	2023	12	6	8	13	19	26	22	10	21	29	26	21	213	▼	213
Other	2024	24	25	23	26	26	21	19	13	13	13	16	6	225	-23%	225
	2023	29	41	42	21	20	23	23	19	20	21	14	18	291	▼	291
Other Criminally Related Matters	2024	-	-	1	3	3	1	3	2	3	8	3	-	27	35%	27
	2023	1	1	-	-	2	3	2	-	-	2	2	7	20	▲	20
Probates/Wills & Trusts - Level 1	2024	-	-	-	-	-	-	-	-	-	-	-	-	0	-100%	0
	2023	-	-	-	-	-	-	1	-	-	-	1	-	2	▼	2
Probates/Wills & Trusts - Level 2	2024	-	1	-	-	1	-	1	2	-	-	-	1	6	20%	6
	2023	-	-	3	-	-	1	1	-	-	-	-	-	5	▲	5
Uncontested Divorce	2024	3	5	3	3	5	3	2	5	3	9	2	7	50	19%	50
	2023	1	2	4	6	4	1	1	2	6	2	9	4	42	▲	42

This report reflects the case management system. Numbers will update as reports are refreshed and posted. The case types reported may not necessitate judicial involvement.

Dashboard		Monthly Filings Summary		Jan --- Dec Filings	
Court: Clarke Circuit	Circuit/Court ID: 26 226043				
Start/End Date: Jan-23 / Dec-24	Type of Case: Filings				
2023 Average Month: 59	2024 Average Month: 55				
Jan-Dec 2023: 713	Jan-Dec 2024 : 659				
Filings Trending: ▼	Overall AVG. Month: 57				

Filings by Division																
Divisions		Jan	Feb	Mar	Apr	May	Jun	Jul	Aug	Sep	Oct	Nov	Dec	Thru Dec	% Change	Total
Total	2024	60	49	55	79	54	37	65	48	44	61	37	70	659	-8%	659
	2023	62	53	75	52	52	57	62	70	56	52	69	53	713	▼	713
Civil	2024	10	6	5	17	10	6	6	11	7	8	6	6	98	-8%	98
	2023	12	7	12	2	10	8	11	11	5	8	8	13	107	▼	107
Criminal	2024	11	7	18	28	2	3	30	6	3	18	6	24	156	1%	156
	2023	8	8	16	14	5	13	15	17	15	7	30	7	155	▲	155
Concealed Handgun Permits	2024	27	29	29	27	27	20	23	22	25	29	21	23	302	-18%	302
	2023	37	29	42	27	31	31	31	30	25	30	26	31	370	▼	370
Miscellaneous/ Other	2024	12	7	3	7	15	8	6	9	9	6	4	17	103	29%	103
	2023	5	9	5	9	5	5	5	12	11	7	5	2	80	▲	80
Others	2024	-	-	-	-	-	-	-	-	-	-	-	-	0	-100%	0
	2023	-	-	-	-	-	1	-	-	-	-	-	-	1	▼	1

Filings by Case Category																
Case Categories		Jan	Feb	Mar	Apr	May	Jun	Jul	Aug	Sep	Oct	Nov	Dec	Thru Dec	% Change	Total
Administrative Law	2024	-	-	-	-	-	-	-	-	-	-	-	-	0	-100%	0
	2023	-	-	-	-	-	-	-	1	-	-	-	-	1	▼	1
Contested Divorce	2024	1	-	1	-	1	-	2	1	1	2	-	-	9	-18%	9
	2023	2	1	-	-	-	2	1	-	1	1	1	2	11	▼	11
Domestic and Family - Level 1	2024	-	1	-	1	1	1	-	2	1	1	-	2	10	11%	10
	2023	3	-	1	-	-	-	3	-	-	-	-	1	9	▲	9
Domestic and Family - Level 2	2024	2	1	-	1	-	-	-	1	-	-	-	1	6	20%	6
	2023	-	-	-	-	-	1	1	-	-	1	1	1	5	▲	5
Felonies and Related Matters	2024	9	7	12	18	1	-	15	3	3	12	2	22	104	-6%	104
	2023	7	8	14	12	4	7	9	15	14	6	8	7	111	▼	111
General Civil - Level 1	2024	1	-	-	1	-	-	1	-	-	-	-	-	3	200%	3
	2023	-	-	-	-	1	-	-	-	-	-	-	-	1	▲	1
General Civil - Level 2	2024	1	1	-	5	3	-	1	4	2	2	4	2	25	4%	25
	2023	-	-	3	1	3	1	2	2	-	4	3	5	24	▲	24
General Civil - Level 3	2024	-	-	-	5	2	3	-	3	-	2	-	1	16	23%	16
	2023	1	-	4	-	4	-	-	1	3	-	-	-	13	▲	13
Miscellaneous Civil	2024	39	35	32	30	41	26	28	29	33	33	24	39	389	-11%	389
	2023	42	37	45	35	35	35	36	40	33	36	31	32	437	▼	437
Misdemeanor	2024	2	-	6	8	-	1	15	3	-	4	2	2	43	54%	43
	2023	-	2	1	2	1	3	5	2	1	-	11	-	28	▲	28
Other	2024	-	1	1	-	-	1	-	1	3	-	1	-	8	14%	8
	2023	-	1	1	-	1	1	-	1	1	1	-	1	7	▲	7
Other Criminally Related Matters	2024	-	-	-	2	1	2	-	-	-	2	2	-	9	-57%	9
	2023	1	-	2	-	-	3	1	-	1	2	11	-	21	▼	21
Probates/Wills & Trusts - Level 1	2024	1	-	-	-	-	-	-	-	-	-	-	-	1	1	1
	2023	-	-	-	-	-	-	-	-	-	-	-	-	0	↔	0
Probates/Wills & Trusts - Level 2	2024	1	1	2	-	-	1	-	-	-	-	-	-	5	-50%	5
	2023	1	2	1	-	-	-	3	2	-	-	-	1	10	▼	10
Protective Orders	2024	-	-	-	-	-	-	-	-	-	-	-	-	0	-100%	0
	2023	-	-	-	-	-	-	-	1	-	-	-	-	1	▼	1
Uncontested Divorce	2024	3	2	1	8	4	2	3	1	1	3	2	1	31	-9%	31
	2023	5	2	3	2	3	4	1	6	2	1	2	3	34	▼	34

Dashboard		Monthly Filings Summary		Jan --- Dec Filings							
Court: Frederick Circuit Start/End Date: Jan-23 / Dec-24 2023 Average Month: 419 Jan-Dec 2023: 5,024 Filings Trending: ↔		Circuit/Court ID: 26 226069 Type of Case: Filings 2024 Average Month: 410 Jan-Dec 2024 : 4,922 Overall AVG. Month: 414				<table border="1"> <tr> <td>4,922</td> <td>5,024</td> </tr> <tr> <td>2024</td> <td>2023</td> </tr> </table>		4,922	5,024	2024	2023
4,922	5,024										
2024	2023										

Filings by Division																
Divisions		Jan	Feb	Mar	Apr	May	Jun	Jul	Aug	Sep	Oct	Nov	Dec	Thru Dec	% Change	Total
Total	2024	427	381	433	423	356	390	409	519	372	449	420	343	4,922	-2%	4,922
	2023	455	465	492	375	477	379	351	410	409	404	460	347	5,024	▼	5,024
Civil	2024	49	29	43	50	50	48	44	46	39	53	32	40	523	-5%	523
	2023	52	41	55	33	49	50	51	44	48	35	71	24	553	▼	553
Criminal	2024	186	129	142	174	146	163	135	263	151	187	204	139	2,019	7%	2,019
	2023	126	171	158	136	206	156	138	150	165	159	185	143	1,893	▲	1,893
Concealed Handgun Permits	2024	144	154	188	147	118	128	167	144	142	149	136	131	1,748	-10%	1,748
	2023	220	192	217	139	163	126	119	144	145	174	167	140	1,946	▼	1,946
Miscellaneous/ Other	2024	48	69	59	51	42	49	63	66	40	60	48	33	628	1%	628
	2023	54	61	60	65	58	45	43	72	51	36	37	40	622	▲	622
Others	2024	-	-	1	1	-	2	-	-	-	-	-	-	4	-60%	4
	2023	3	-	2	2	1	2	-	-	-	-	-	-	10	▼	10

Filings by Case Category																
Case Categories		Jan	Feb	Mar	Apr	May	Jun	Jul	Aug	Sep	Oct	Nov	Dec	Thru Dec	% Change	Total
Administrative Law	2024	1	-	-	-	1	-	-	1	1	-	-	1	5	400%	5
	2023	-	-	-	-	-	-	-	-	1	-	-	-	1	▲	1
Aggravated Murder	2024	2	-	-	-	-	-	-	-	-	-	-	-	2	2	2
	2023	-	-	-	-	-	-	-	-	-	-	-	-	0	↔	0
Contested Divorce	2024	5	7	6	4	7	5	3	7	3	5	2	9	63	-15%	63
	2023	8	6	8	5	6	6	5	7	7	4	9	3	74	▼	74
Domestic and Family - Level 1	2024	3	2	6	6	6	3	2	4	-	2	3	3	40	-7%	40
	2023	9	5	2	3	1	2	1	4	5	5	5	1	43	▼	43
Domestic and Family - Level 2	2024	2	1	4	6	1	6	7	1	2	8	-	2	40	-13%	40
	2023	2	1	4	1	1	1	13	9	3	2	7	2	46	▼	46
Felonies and Related Matters	2024	129	102	81	127	104	110	98	163	109	132	130	106	1,391	1%	1,391
	2023	94	141	101	113	152	103	101	115	116	117	126	100	1,379	▲	1,379
General Civil - Level 1	2024	1	-	-	-	-	-	-	2	-	1	-	-	4	300%	4
	2023	-	-	-	-	-	-	-	-	-	-	-	1	1	▲	1
General Civil - Level 2	2024	11	12	8	15	13	12	21	13	9	11	7	9	141	45%	141
	2023	7	8	10	7	12	7	5	7	6	9	13	6	97	▲	97
General Civil - Level 3	2024	7	-	8	2	5	3	1	4	4	2	4	2	42	-2%	42
	2023	2	3	3	4	4	4	8	4	3	2	4	2	43	▼	43
Miscellaneous Civil	2024	170	186	230	180	143	161	204	183	166	191	173	158	2,145	-7%	2,145
	2023	258	214	248	174	203	157	145	179	182	199	190	164	2,313	▼	2,313
Misdemeanor	2024	48	21	53	42	38	42	31	98	39	49	67	27	555	28%	555
	2023	29	23	44	16	54	44	33	30	40	31	51	39	434	▲	434
Other	2024	20	25	11	14	16	13	17	20	10	15	8	4	173	-25%	173
	2023	18	30	30	27	21	17	10	31	12	9	13	12	230	▼	230
Other Criminally Related Matters	2024	7	6	8	5	4	11	6	2	3	7	9	6	74	-20%	74
	2023	4	7	13	8	3	11	4	5	11	12	9	5	92	▼	92
Probates/Wills & Trusts - Level 1	2024	-	-	-	-	-	-	-	-	1	1	-	1	3	-25%	3
	2023	-	-	-	-	1	-	1	1	1	-	-	-	4	▼	4
Probates/Wills & Trusts - Level 2	2024	4	3	5	6	3	4	5	7	3	6	8	4	58	16%	58
	2023	5	3	8	3	6	7	5	1	1	1	9	1	50	▲	50
Protective Orders	2024	-	1	-	-	-	1	-	-	-	-	-	-	2	-71%	2
	2023	-	-	-	-	1	-	-	2	1	2	-	1	7	▼	7
Uncontested Divorce	2024	17	15	13	16	15	19	14	14	22	19	9	11	184	-12%	184
	2023	19	24	21	14	12	20	20	15	20	11	24	10	210	▼	210

This report reflects the case management system. Numbers will update as reports are refreshed and posted. The case types reported may not necessitate judicial involvement.

Dashboard	Monthly Filings Summary	Jan --- Dec Filings
<p>Court: Page Circuit Start/End Date: Jan-23 / Dec-24 2023 Average Month: 236 Jan-Dec 2023: 2,830 Filings Trending: ▼</p>	<p>Circuit/Court ID: 26 226139 Type of Case: Filings 2024 Average Month: 193 Jan-Dec 2024 : 2,318 Overall AVG. Month: 215</p>	

Filings by Division																
Divisions		Jan	Feb	Mar	Apr	May	Jun	Jul	Aug	Sep	Oct	Nov	Dec	Thru Dec	% Change	Total
Total	2024	190	173	292	171	198	151	195	216	175	277	138	142	2,318	-18%	2,318
	2023	308	374	207	198	175	255	231	212	215	220	184	251	2,830	▼	2,830
Civil	2024	16	13	18	12	23	13	17	15	26	23	18	18	212	-9%	212
	2023	14	17	20	14	13	11	22	35	30	22	20	14	232	▼	232
Criminal	2024	124	89	217	90	131	100	132	147	89	190	71	66	1,446	-22%	1,446
	2023	200	270	102	127	109	191	162	121	143	125	114	184	1,848	▼	1,848
Concealed Handgun Permits	2024	38	54	42	51	26	28	31	40	45	51	40	50	496	-14%	496
	2023	79	78	64	44	41	43	30	39	31	56	36	39	580	▼	580
Miscellaneous/Other	2024	12	16	15	17	17	10	15	14	15	13	9	8	161	-5%	161
	2023	15	9	21	13	12	10	17	17	11	17	14	14	170	▼	170
Others	2024	-	1	-	1	1	-	-	-	-	-	-	-	3	3	3
	2023	-	-	-	-	-	-	-	-	-	-	-	-	0	↔	0

Filings by Case Category																
Case Categories		Jan	Feb	Mar	Apr	May	Jun	Jul	Aug	Sep	Oct	Nov	Dec	Thru Dec	% Change	Total
Administrative Law	2024	-	-	-	-	-	-	-	-	-	-	-	-	0	-100%	0
	2023	-	-	-	-	-	-	-	-	-	-	-	1	1	▼	1
Aggravated Murder	2024	-	-	-	-	4	-	-	-	-	-	-	-	4	4	4
	2023	-	-	-	-	-	-	-	-	-	-	-	-	0	↔	0
Contested Divorce	2024	1	1	2	2	-	2	3	3	6	2	1	-	23	-28%	23
	2023	2	2	4	3	2	2	5	3	3	4	2	-	32	▼	32
Domestic and Family - Level 1	2024	1	2	2	-	2	1	2	-	2	-	-	2	14	-52%	14
	2023	2	2	3	-	-	2	8	4	5	1	1	1	29	▼	29
Domestic and Family - Level 2	2024	3	1	2	1	5	-	1	2	-	1	2	-	18	-55%	18
	2023	-	1	2	-	1	2	2	9	2	8	9	4	40	▼	40
Felonies and Related Matters	2024	91	55	168	57	82	82	90	120	60	161	44	51	1,061	-9%	1,061
	2023	113	212	53	57	78	95	117	81	85	82	78	112	1,163	▼	1,163
General Civil - Level 1	2024	-	-	-	-	-	-	-	-	-	-	-	-	0	-100%	0
	2023	-	1	-	-	1	-	-	-	-	-	-	-	2	▼	2
General Civil - Level 2	2024	4	2	5	2	13	-	7	1	5	3	4	6	52	68%	52
	2023	4	3	1	3	3	4	-	2	4	2	3	2	31	▲	31
General Civil - Level 3	2024	3	5	1	1	3	4	5	2	6	4	5	2	41	8%	41
	2023	2	3	-	1	1	-	3	9	10	-	1	8	38	▲	38
Miscellaneous Civil	2024	47	65	54	64	40	38	43	53	57	62	49	55	627	-14%	627
	2023	91	86	84	56	50	50	47	50	41	73	49	50	727	▼	727
Misdemeanor	2024	34	34	47	34	43	18	41	28	29	31	29	15	383	-36%	383
	2023	87	51	36	49	25	92	36	36	44	38	29	72	595	▼	595
Other	2024	-	1	-	2	1	2	-	-	-	-	-	-	6	200%	6
	2023	-	-	-	-	-	-	-	-	1	1	-	-	2	▲	2
Other Criminally Related Matters	2024	-	-	4	-	2	-	1	-	-	-	-	2	10	-90%	10
	2023	-	8	13	21	6	4	9	7	14	5	9	-	96	▼	96
Probates/Wills & Trusts - Level 2	2024	-	-	2	1	2	1	1	2	2	-	1	2	14	100%	14
	2023	-	-	1	1	-	2	1	-	1	1	-	-	7	▲	7
Protective Orders	2024	-	1	1	1	-	-	-	-	-	2	1	-	6	500%	6
	2023	-	-	-	-	1	-	-	-	-	-	-	-	1	▲	1
Uncontested Divorce	2024	6	6	4	6	1	3	1	5	8	11	-	8	59	-11%	59
	2023	7	5	10	7	7	2	3	11	5	5	3	1	66	▼	66

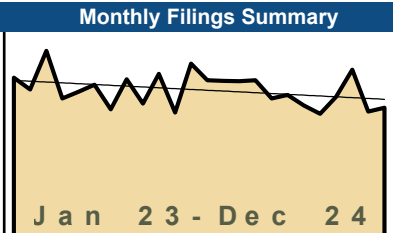
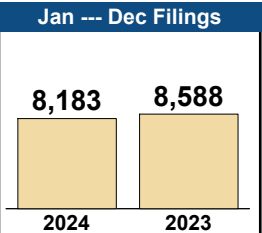
This report reflects the case management system. Numbers will update as reports are refreshed and posted. The case types reported may not necessitate judicial involvement.

CPSS-CCMS-10.01 CASELOAD STATISTICS OF THE CIRCUIT COURTS

Rockingham

January 2023 -- December 2024 Filings

Alexandria and Fairfax Circuit are not Included in State Totals.

Dashboard	Monthly Filings Summary	Jan --- Dec Filings
<p>Court: Rockingham Circuit Start/End Date: Jan-23 / Dec-24 2023 Average Month: 716 Jan-Dec 2023: 8,588 Filings Trending: ▼</p>	<p>Circuit/Court ID: 26 226165 Type of Case: Filings 2024 Average Month: 682 Jan-Dec 2024 : 8,183 Overall AVG. Month: 699</p>  <p style="text-align: center;">Jan 23 - Dec 24</p>	<p style="text-align: center;">8,183 8,588</p>  <p style="text-align: center;">2024 2023</p>

Filings by Division																
Divisions		Jan	Feb	Mar	Apr	May	Jun	Jul	Aug	Sep	Oct	Nov	Dec	Thru Dec	% Change	Total
Total	2024	745	742	740	745	658	674	624	585	666	795	596	613	8,183	-5%	8,183
	2023	757	700	885	657	690	723	606	749	633	775	590	823	8,588	▼	8,588
Civil	2024	78	62	83	61	71	58	78	76	73	77	72	62	851	8%	851
	2023	54	73	107	66	66	66	61	62	68	56	43	69	791	▲	791
Criminal	2024	299	282	284	340	277	277	255	260	270	317	223	246	3,330	-2%	3,330
	2023	274	239	292	234	282	363	228	303	298	373	254	244	3,384	▼	3,384
Concealed Handgun Permits	2024	202	180	199	183	169	146	161	142	176	187	174	161	2,080	-5%	2,080
	2023	236	219	268	188	183	143	170	173	131	176	156	147	2,190	▼	2,190
Miscellaneous/Other	2024	166	218	174	160	141	192	130	107	147	213	127	144	1,919	-14%	1,919
	2023	192	169	218	169	158	151	147	211	136	170	137	363	2,221	▼	2,221
Others	2024	-	-	-	1	-	1	-	-	-	1	-	-	3	50%	3
	2023	1	-	-	-	1	-	-	-	-	-	-	-	2	▲	2

Filings by Case Category																
Case Categories		Jan	Feb	Mar	Apr	May	Jun	Jul	Aug	Sep	Oct	Nov	Dec	Thru Dec	% Change	Total
Administrative Law	2024	2	-	-	2	-	1	-	-	2	1	1	-	9	50%	9
	2023	-	-	1	-	1	1	1	-	2	-	-	-	6	▲	6
Aggravated Murder	2024	2	-	-	-	-	-	-	-	-	-	-	-	2	-60%	2
	2023	-	-	-	-	-	-	-	-	1	4	-	-	5	▼	5
Contested Divorce	2024	9	15	12	14	8	13	13	11	11	11	11	13	141	21%	141
	2023	10	14	7	11	12	8	6	7	14	9	10	9	117	▲	117
Domestic and Family - Level 1	2024	27	8	17	8	8	-	7	9	8	4	12	10	118	10%	118
	2023	8	6	41	12	-	7	10	4	5	4	1	9	107	▲	107
Domestic and Family - Level 2	2024	1	2	6	3	8	3	6	4	7	7	4	5	56	-5%	56
	2023	4	1	4	5	11	7	2	5	3	2	4	11	59	▼	59
Felonies and Related Matters	2024	225	221	228	254	200	193	194	197	198	235	161	182	2,488	-3%	2,488
	2023	207	166	242	177	217	273	171	226	224	292	184	178	2,557	▼	2,557
General Civil - Level 1	2024	1	1	1	2	-	3	3	-	2	4	2	1	20	150%	20
	2023	-	-	2	-	4	1	-	-	-	-	-	1	8	▲	8
General Civil - Level 2	2024	9	15	25	11	19	10	14	16	12	22	14	13	180	25%	180
	2023	9	18	14	15	13	19	7	7	8	14	7	13	144	▲	144
General Civil - Level 3	2024	10	4	7	6	6	8	10	11	4	8	6	7	87	-8%	87
	2023	6	5	9	10	3	7	10	12	3	7	10	13	95	▼	95
Miscellaneous Civil	2024	241	230	248	236	209	192	211	193	229	241	227	218	2,675	-5%	2,675
	2023	285	266	353	237	232	189	220	239	173	240	198	186	2,818	▼	2,818
Misdemeanor	2024	65	55	50	77	67	78	50	53	66	66	47	62	736	4%	736
	2023	59	66	44	50	53	80	54	68	58	69	50	56	707	▲	707
Other	2024	120	161	115	99	93	138	73	49	89	150	69	81	1,237	-19%	1,237
	2023	139	116	127	111	101	95	96	142	95	100	88	319	1,529	▼	1,529
Other Criminally Related Matters	2024	8	6	6	10	10	6	13	10	7	17	15	2	110	-7%	110
	2023	8	7	6	7	12	10	3	9	15	8	20	13	118	▼	118
Probates/Wills & Trusts - Level 1	2024	1	-	-	-	1	1	-	1	-	1	2	-	7	7	7
	2023	-	-	-	-	-	-	-	-	-	-	-	-	0	↔	0
Probates/Wills & Trusts - Level 2	2024	4	3	2	3	1	3	1	3	6	4	1	3	34	-6%	34
	2023	5	5	2	5	4	1	-	2	6	4	2	-	36	▼	36
Protective Orders	2024	-	-	-	-	2	1	1	-	1	2	1	-	8	-64%	8
	2023	-	4	6	-	1	1	3	3	-	2	-	2	22	▼	22
Uncontested Divorce	2024	20	21	23	20	26	24	28	28	24	22	23	16	275	6%	275
	2023	17	26	27	17	26	24	23	25	26	20	16	13	260	▲	260

This report reflects the case management system. Numbers will update as reports are refreshed and posted. The case types reported may not necessitate judicial involvement.

CPSS-CCMS-10.01 CASELOAD STATISTICS OF THE CIRCUIT COURTS

Shenandoah

January 2023 -- December 2024 Filings

Alexandria and Fairfax Circuit are not Included in State Totals.

Dashboard		Monthly Filings Summary		Jan --- Dec Filings	
Court: Shenandoah Circuit	Circuit/Court ID: 26 226171				
Start/End Date: Jan-23 / Dec-24	Type of Case: Filings				
2023 Average Month: 315	2024 Average Month: 289				
Jan-Dec 2023: 3,775	Jan-Dec 2024 : 3,462				
Filings Trending: ▼	Overall AVG. Month: 302				

Filings by Division																
Divisions		Jan	Feb	Mar	Apr	May	Jun	Jul	Aug	Sep	Oct	Nov	Dec	Thru Dec	% Change	Total
Total	2024	276	291	320	296	250	261	338	299	261	279	251	340	3,462	-8%	3,462
	2023	254	249	317	294	308	414	338	370	271	310	271	379	3,775	▼	3,775
Civil	2024	20	31	31	30	26	26	27	22	19	21	29	24	306	4%	306
	2023	28	15	24	16	33	16	34	23	21	32	35	16	293	▲	293
Criminal	2024	51	89	102	91	63	105	163	123	97	66	58	158	1,166	-13%	1,166
	2023	49	79	77	96	137	231	149	88	96	112	120	101	1,335	▼	1,335
Concealed Handgun Permits	2024	102	91	93	97	95	54	68	69	71	110	80	73	1,003	-19%	1,003
	2023	135	114	161	108	99	118	79	80	77	114	69	78	1,232	▼	1,232
Miscellaneous/ Other	2024	98	71	92	74	62	64	74	69	72	78	77	79	910	2%	910
	2023	42	41	55	74	39	49	70	175	75	50	47	178	895	▲	895
Others	2024	5	9	2	4	4	12	6	16	2	4	7	6	77	285%	77
	2023	-	-	-	-	-	-	6	4	2	2	-	6	20	▲	20

Filings by Case Category																
Case Categories		Jan	Feb	Mar	Apr	May	Jun	Jul	Aug	Sep	Oct	Nov	Dec	Thru Dec	% Change	Total
Administrative Law	2024	-	-	1	-	1	-	-	-	-	-	-	-	2	100%	2
	2023	-	-	-	-	-	-	-	-	-	-	-	1	1	▲	1
Contested Divorce	2024	2	6	8	3	5	2	4	4	2	1	3	6	46	21%	46
	2023	1	6	4	4	2	3	2	5	1	4	3	3	38	▲	38
Domestic and Family - Level 1	2024	3	10	5	9	2	8	5	2	2	1	8	-	55	-11%	55
	2023	7	2	4	1	9	3	14	8	2	1	7	4	62	▼	62
Domestic and Family - Level 2	2024	-	1	-	2	1	-	-	-	1	-	2	2	9	-50%	9
	2023	-	2	-	1	4	-	6	3	1	-	1	-	18	▼	18
Felonies and Related Matters	2024	29	58	35	57	29	53	80	88	63	36	38	99	665	-28%	665
	2023	40	65	61	60	115	108	99	70	83	86	96	38	921	▼	921
General Civil - Level 1	2024	-	-	-	-	-	2	-	-	-	1	-	-	3	50%	3
	2023	-	-	-	-	-	-	-	-	-	1	1	-	2	▲	2
General Civil - Level 2	2024	7	4	7	7	6	5	6	5	5	7	5	7	71	11%	71
	2023	4	1	5	3	6	7	5	4	4	11	10	4	64	▲	64
General Civil - Level 3	2024	2	1	2	5	2	2	2	2	3	4	-	-	25	39%	25
	2023	-	1	2	1	1	2	2	2	1	1	1	4	18	▲	18
Miscellaneous Civil	2024	123	118	111	126	117	80	95	92	90	131	101	93	1,277	-13%	1,277
	2023	148	139	188	127	112	134	102	102	95	131	89	100	1,467	▼	1,467
Misdemeanor	2024	22	22	53	26	27	40	64	32	24	16	18	49	393	4%	393
	2023	8	13	10	23	28	120	45	17	13	21	21	59	378	▲	378
Other	2024	82	54	75	47	42	49	53	59	53	60	62	64	700	5%	700
	2023	28	16	26	56	24	31	49	152	59	37	26	161	665	▲	665
Other Criminally Related Matters	2024	-	9	14	8	7	12	20	3	10	15	2	10	110	144%	110
	2023	1	1	6	14	1	3	5	2	-	5	3	4	45	▲	45
Probates/Wills & Trusts - Level 1	2024	-	-	-	-	-	-	-	-	-	-	-	1	1	-80%	1
	2023	-	-	1	-	1	-	-	-	2	-	1	-	5	▼	5
Probates/Wills & Trusts - Level 2	2024	1	5	1	-	1	1	5	2	2	2	3	2	25	178%	25
	2023	2	-	2	-	-	-	1	2	1	1	-	-	9	▲	9
Protective Orders	2024	-	-	-	-	-	-	-	-	-	-	-	-	0	-100%	0
	2023	-	-	-	-	-	-	-	-	-	-	1	-	1	▼	1
Uncontested Divorce	2024	5	3	8	6	10	7	4	10	6	5	8	8	80	-1%	80
	2023	15	3	8	4	5	3	8	3	9	11	10	2	81	▼	81

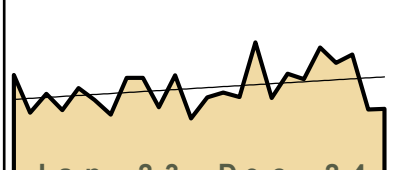
This report reflects the case management system. Numbers will update as reports are refreshed and posted. The case types reported may not necessitate judicial involvement.

Dashboard	Monthly Filings Summary	Jan --- Dec Filings				
<p>Court: Warren Circuit Start/End Date: Jan-23 / Dec-24 2023 Average Month: 322 Jan-Dec 2023: 3,868 Filings Trending: ↔</p> <p>Circuit/Court ID: 26 226187 Type of Case: Filings 2024 Average Month:320 Jan-Dec 2024 : 3,840 Overall AVG. Month: 321</p>	<p>Jan 23 - Dec 24</p>	<table border="1" style="margin: auto;"> <tr> <td style="text-align: center; width: 50px;">3,840</td> <td style="text-align: center; width: 50px;">3,868</td> </tr> <tr> <td style="text-align: center;">2024</td> <td style="text-align: center;">2023</td> </tr> </table>	3,840	3,868	2024	2023
3,840	3,868					
2024	2023					

Filings by Division																
Divisions		Jan	Feb	Mar	Apr	May	Jun	Jul	Aug	Sep	Oct	Nov	Dec	Thru Dec	% Change	Total
Total	2024	349	311	300	353	332	271	393	375	274	324	250	308	3,840	-1%	3,840
	2023	340	324	426	302	305	267	337	312	256	306	323	370	3,868	▼	3,868
Civil	2024	28	35	26	26	35	33	33	24	50	26	19	32	367	0%	367
	2023	20	27	16	55	33	28	34	37	26	24	35	33	368	▼	368
Criminal	2024	162	119	118	167	186	106	216	229	105	130	108	114	1,760	10%	1,760
	2023	142	159	163	108	139	111	154	145	91	116	132	134	1,594	▲	1,594
Concealed Handgun Permits	2024	85	81	87	64	59	59	68	65	57	102	72	85	884	-7%	884
	2023	123	84	109	82	64	65	83	62	69	78	80	54	953	▼	953
Miscellaneous/Other	2024	71	76	69	96	52	73	76	57	61	66	51	77	825	-13%	825
	2023	55	54	138	57	69	63	65	66	70	87	76	149	949	▼	949
Others	2024	3	-	-	-	-	-	-	-	1	-	-	-	4	0%	4
	2023	-	-	-	-	-	-	1	2	-	1	-	-	4	↔	4

Filings by Case Category																
Case Categories		Jan	Feb	Mar	Apr	May	Jun	Jul	Aug	Sep	Oct	Nov	Dec	Thru Dec	% Change	Total
Administrative Law	2024	1	-	-	-	-	-	1	-	-	-	-	-	2	0%	2
	2023	1	-	1	-	-	-	-	-	-	-	-	-	2	↔	2
Contested Divorce	2024	-	3	4	4	4	4	1	2	2	4	1	3	32	7%	32
	2023	-	2	1	4	6	5	1	2	2	1	3	3	30	▲	30
Domestic and Family - Level 1	2024	2	15	-	5	1	7	11	2	23	3	1	10	80	-11%	80
	2023	3	3	-	17	6	3	14	7	3	11	20	3	90	▼	90
Domestic and Family - Level 2	2024	2	1	1	1	3	-	2	-	1	4	-	1	16	-45%	16
	2023	-	1	3	13	1	2	4	-	1	1	-	3	29	▼	29
Felonies and Related Matters	2024	126	91	79	121	128	67	170	142	81	96	80	97	1,278	10%	1,278
	2023	99	107	119	88	92	78	131	97	69	78	101	102	1,161	▲	1,161
General Civil - Level 1	2024	1	-	-	-	-	1	-	-	-	-	-	-	2	-33%	2
	2023	-	1	-	-	-	-	-	1	-	-	-	1	3	▼	3
General Civil - Level 2	2024	6	6	6	5	7	12	6	8	12	5	6	10	89	51%	89
	2023	3	4	1	2	8	7	2	6	8	3	6	9	59	▲	59
General Civil - Level 3	2024	4	1	3	4	8	3	4	2	8	3	6	5	51	113%	51
	2023	2	3	1	4	1	-	-	2	-	1	2	8	24	▲	24
Miscellaneous Civil	2024	104	105	110	85	78	81	98	83	83	128	95	105	1,155	-6%	1,155
	2023	143	107	140	105	82	88	102	89	98	104	98	69	1,225	▼	1,225
Misdemeanor	2024	28	26	31	30	49	35	38	56	23	30	26	18	390	15%	390
	2023	33	40	39	17	33	15	23	33	20	31	25	29	338	▲	338
Other	2024	57	50	45	76	34	51	46	38	36	41	26	56	556	-18%	556
	2023	33	32	106	31	49	44	46	41	43	61	56	134	676	▼	676
Other Criminally Related Matters	2024	8	2	8	16	9	4	8	31	1	4	2	-	93	-5%	93
	2023	10	12	5	3	14	18	1	15	3	7	7	3	98	▼	98
Probates/Wills & Trusts - Level 1	2024	-	1	1	-	-	-	-	-	-	-	-	-	2	2	2
	2023	-	-	-	-	-	-	-	-	-	-	-	-	0	↔	0
Probates/Wills & Trusts - Level 2	2024	3	1	3	-	2	-	-	3	-	3	2	-	17	-26%	17
	2023	5	2	2	2	3	1	1	2	1	2	1	1	23	▼	23
Uncontested Divorce	2024	7	9	9	6	9	6	8	8	4	3	5	3	77	-30%	77
	2023	8	10	8	16	10	6	12	17	8	6	4	5	110	▼	110

This report reflects the case management system. Numbers will update as reports are refreshed and posted. The case types reported may not necessitate judicial involvement.

Dashboard		Monthly Filings Summary		Jan --- Dec Filings					
<p>Court: Winchester Circuit Start/End Date: Jan-23 / Dec-24 2023 Average Month: 188 Jan-Dec 2023: 2,254 Filings Trending: ▲</p>	<p>Circuit/Court ID: 26 226840 Type of Case: Filings 2024 Average Month: 218 Jan-Dec 2024 : 2,612 Overall AVG. Month: 203</p>	 <p style="text-align: center; font-weight: bold; font-size: 1.2em;">Jan 23 - Dec 24</p>		<table border="1" style="margin: auto;"> <tr> <td style="text-align: center; width: 50%;">2,612</td> <td style="text-align: center; width: 50%;">2,254</td> </tr> <tr> <td style="text-align: center;">2024</td> <td style="text-align: center;">2023</td> </tr> </table>		2,612	2,254	2024	2023
2,612	2,254								
2024	2023								

Filings by Division																
Divisions		Jan	Feb	Mar	Apr	May	Jun	Jul	Aug	Sep	Oct	Nov	Dec	Thru Dec	% Change	Total
Total	2024	185	194	186	290	184	230	220	280	251	267	162	163	2,612	16%	2,612
	2023	228	156	192	161	203	180	152	222	222	166	227	145	2,254	▲	2,254
Civil	2024	12	19	16	54	18	16	19	21	20	16	10	20	241	-15%	241
	2023	38	24	17	18	21	27	16	34	30	21	20	19	285	▼	285
Criminal	2024	105	109	117	169	112	157	114	193	176	195	111	94	1,652	25%	1,652
	2023	123	80	116	90	119	94	95	130	147	95	148	81	1,318	▲	1,318
Concealed Handgun Permits	2024	26	23	22	29	22	28	38	16	17	24	21	15	281	9%	281
	2023	42	23	25	27	18	18	13	18	17	22	22	12	257	▲	257
Miscellaneous/ Other	2024	42	42	31	37	29	27	39	50	38	31	17	31	414	8%	414
	2023	24	29	32	26	44	40	26	38	28	27	36	32	382	▲	382
Others	2024	-	1	-	1	3	2	10	-	-	1	3	3	24	100%	24
	2023	1	-	2	-	1	1	2	2	-	1	1	1	12	▲	12

Filings by Case Category																
Case Categories		Jan	Feb	Mar	Apr	May	Jun	Jul	Aug	Sep	Oct	Nov	Dec	Thru Dec	% Change	Total
Contested Divorce	2024	1	3	3	6	1	-	3	2	2	-	1	2	24	-20%	24
	2023	3	1	3	4	3	2	1	3	2	2	4	2	30	▼	30
Domestic and Family - Level 1	2024	1	4	4	19	3	4	2	7	6	5	1	2	58	-15%	58
	2023	17	9	3	-	3	9	-	5	12	8	1	1	68	▼	68
Domestic and Family - Level 2	2024	-	2	-	1	5	3	4	-	3	1	1	2	22	-15%	22
	2023	4	4	1	4	1	2	1	5	1	2	1	-	26	▼	26
Felonies and Related Matters	2024	73	81	74	141	87	125	72	144	136	162	86	80	1,261	20%	1,261
	2023	93	61	93	64	98	80	77	103	115	78	114	73	1,049	▲	1,049
General Civil - Level 1	2024	-	1	-	1	-	-	-	1	-	1	-	-	4	-64%	4
	2023	2	-	3	-	1	-	-	1	1	1	2	-	11	▼	11
General Civil - Level 2	2024	4	3	3	11	3	5	5	3	6	2	-	6	51	6%	51
	2023	2	7	2	3	4	6	3	6	4	1	2	8	48	▲	48
General Civil - Level 3	2024	1	1	1	2	2	1	1	1	2	3	1	5	21	17%	21
	2023	3	-	1	2	1	1	-	1	3	-	2	4	18	▲	18
Miscellaneous Civil	2024	41	38	36	46	36	38	48	36	30	39	24	24	436	10%	436
	2023	52	33	35	40	30	33	24	32	28	30	35	23	395	▲	395
Misdemeanor	2024	26	21	36	35	23	29	38	42	32	30	21	8	341	49%	341
	2023	27	13	21	22	18	14	14	20	29	17	29	5	229	▲	229
Other	2024	26	27	17	19	16	18	37	30	22	16	17	21	266	5%	266
	2023	14	17	24	13	33	27	17	26	18	20	25	20	254	▲	254
Other Criminally Related Matters	2024	6	7	7	3	2	3	5	7	8	3	4	6	61	49%	61
	2023	3	6	2	4	3	-	4	7	3	1	5	3	41	▲	41
Probates/Wills & Trusts - Level 2	2024	1	2	1	2	1	-	1	1	3	3	-	2	17	-29%	17
	2023	4	5	2	2	-	-	3	1	1	3	1	2	24	▼	24
Protective Orders	2024	1	-	-	-	-	-	1	-	-	-	-	-	2	-33%	2
	2023	-	-	-	-	-	1	-	-	-	-	2	-	3	▼	3
Uncontested Divorce	2024	4	4	4	4	5	4	3	6	1	2	6	5	48	-17%	48
	2023	4	-	2	3	8	5	8	12	5	3	4	4	58	▼	58

This report reflects the case management system. Numbers will update as reports are refreshed and posted. The case types reported may not necessitate judicial involvement.

Dashboard		Monthly Filings Summary		Jan --- Dec Filings				
<p>Court: Bland Circuit Start/End Date: Jan-23 / Dec-24 2023 Average Month: 40 Jan-Dec 2023: 482 Filings Trending: ▲</p>	<p>Circuit/Court ID: 27 227021 Type of Case: Filings 2024 Average Month: 42 Jan-Dec 2024 : 506 Overall AVG. Month: 41</p>	<p style="font-weight: bold; font-size: 1.2em;">Jan 23 - Dec 24</p>	<table border="1" style="margin: auto; border-collapse: collapse;"> <tr> <td style="padding: 5px;">506</td> <td style="padding: 5px;">482</td> </tr> <tr> <td style="padding: 5px; text-align: center;">2024</td> <td style="padding: 5px; text-align: center;">2023</td> </tr> </table>		506	482	2024	2023
506	482							
2024	2023							

Filings by Division																
Divisions		Jan	Feb	Mar	Apr	May	Jun	Jul	Aug	Sep	Oct	Nov	Dec	Thru Dec	% Change	Total
Total	2024	35	36	41	40	42	41	39	40	49	43	63	37	506	5%	506
	2023	36	57	76	25	40	36	21	34	35	36	57	29	482	▲	482
Civil	2024	7	3	1	4	11	8	3	5	7	2	7	5	63	43%	63
	2023	4	2	5	1	-	6	4	3	5	4	8	2	44	▲	44
Criminal	2024	10	9	3	10	11	7	3	21	28	9	25	11	147	29%	147
	2023	8	10	18	-	6	4	5	14	9	8	19	13	114	▲	114
Concealed Handgun Permits	2024	14	24	33	20	18	18	29	12	14	26	28	18	254	-9%	254
	2023	22	36	47	23	27	20	9	16	19	23	24	14	280	▼	280
Miscellaneous/Other	2024	4	-	4	6	2	7	4	2	-	6	3	3	41	-7%	41
	2023	2	9	6	1	7	6	3	1	2	1	6	-	44	▼	44
Others	2024	-	-	-	-	-	1	-	-	-	-	-	-	1	1	1
	2023	-	-	-	-	-	-	-	-	-	-	-	-	0	↔	0

Filings by Case Category																
Case Categories		Jan	Feb	Mar	Apr	May	Jun	Jul	Aug	Sep	Oct	Nov	Dec	Thru Dec	% Change	Total
Aggravated Murder	2024	-	-	-	-	-	-	-	-	-	-	-	-	0	-100%	0
	2023	-	-	-	-	-	-	-	-	-	-	-	1	-	1	▼
Contested Divorce	2024	-	-	-	-	-	-	1	-	-	-	-	2	3	-50%	3
	2023	-	-	-	-	-	3	2	-	1	-	-	-	6	▼	6
Domestic and Family - Level 1	2024	-	-	1	-	6	1	-	-	2	1	7	-	18	200%	18
	2023	-	-	4	-	-	-	-	2	-	-	-	-	6	▲	6
Domestic and Family - Level 2	2024	1	-	-	1	-	-	-	-	1	-	-	-	3	-50%	3
	2023	2	-	-	-	-	1	-	1	-	2	-	-	6	▼	6
Felonies and Related Matters	2024	10	6	2	7	9	4	-	18	28	7	24	8	123	29%	123
	2023	8	5	18	-	5	4	5	12	7	6	14	11	95	▲	95
General Civil - Level 2	2024	2	-	-	1	-	1	-	1	2	-	-	1	8	-38%	8
	2023	-	5	1	-	1	2	-	1	-	-	1	1	13	▼	13
General Civil - Level 3	2024	2	-	-	-	1	-	-	1	-	-	-	2	6	20%	6
	2023	2	-	-	-	-	-	-	1	-	1	1	-	5	▲	5
Miscellaneous Civil	2024	18	24	37	25	20	25	33	13	14	32	31	21	293	-7%	293
	2023	24	41	52	24	33	25	11	17	21	24	30	14	316	▼	316
Misdemeanor	2024	-	3	1	1	2	3	3	3	-	2	1	3	22	57%	22
	2023	-	5	-	-	-	-	-	1	2	1	4	1	14	▲	14
Other	2024	-	-	-	-	-	2	-	-	-	-	-	-	2	2	2
	2023	-	-	-	-	-	-	-	-	-	-	-	-	0	↔	0
Other Criminally Related Matters	2024	-	-	-	2	-	-	-	-	-	-	-	-	2	-50%	2
	2023	-	-	-	-	1	-	-	1	-	1	-	1	4	▼	4
Probates/Wills & Trusts - Level 2	2024	-	1	-	-	-	-	-	-	-	-	-	-	1	-67%	1
	2023	-	-	-	1	-	-	1	-	-	-	1	-	3	▼	3
Uncontested Divorce	2024	2	2	-	3	4	5	2	4	2	1	-	-	25	92%	25
	2023	-	1	1	-	-	1	-	-	4	-	5	1	13	▲	13

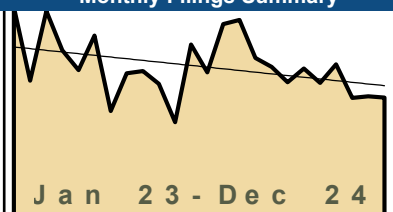
This report reflects the case management system. Numbers will update as reports are refreshed and posted. The case types reported may not necessitate judicial involvement.

CPSS-CCMS-10.01 CASELOAD STATISTICS OF THE CIRCUIT COURTS

Carroll

January 2023 -- December 2024 Filings

Alexandria and Fairfax Circuit are not Included in State Totals.

Dashboard	Monthly Filings Summary	Jan --- Dec Filings
<p>Court: Carroll Circuit Start/End Date: Jan-23 / Dec-24 2023 Average Month: 290 Jan-Dec 2023: 3,479 Filings Trending: ▼</p>	<p>Circuit/Court ID: 27 227035 Type of Case: Filings 2024 Average Month: 279 Jan-Dec 2024 : 3,345 Overall AVG. Month: 284</p>  <p style="text-align: center;">Jan 23 - Dec 24</p>	<div style="display: flex; justify-content: space-around;"> <div style="text-align: center;"> <p>3,345</p> <div style="width: 40px; height: 40px; background-color: #f0e68c; margin: 0 auto;"></div> <p>2024</p> </div> <div style="text-align: center;"> <p>3,479</p> <div style="width: 40px; height: 40px; background-color: #f0e68c; margin: 0 auto;"></div> <p>2023</p> </div> </div>

Filings by Division																
Divisions		Jan	Feb	Mar	Apr	May	Jun	Jul	Aug	Sep	Oct	Nov	Dec	Thru Dec	% Change	Total
Total	2024	273	365	373	300	283	254	280	253	288	224	227	225	3,345	-4%	3,345
	2023	397	257	390	315	277	343	199	271	275	251	178	326	3,479	▼	3,479
Civil	2024	19	24	29	28	34	27	25	16	24	28	8	19	281	-8%	281
	2023	32	18	30	37	28	26	28	17	21	33	19	18	307	▼	307
Criminal	2024	86	101	166	128	120	143	111	116	162	77	61	91	1,362	-3%	1,362
	2023	165	91	125	122	108	170	53	113	164	88	46	161	1,406	▼	1,406
Concealed Handgun Permits	2024	106	91	106	78	77	48	56	65	66	82	87	70	932	-24%	932
	2023	150	103	180	121	103	97	81	91	53	87	77	85	1,228	▼	1,228
Miscellaneous/ Other	2024	62	149	72	64	51	36	87	56	36	37	70	45	765	43%	765
	2023	50	45	55	35	38	48	37	50	37	43	36	61	535	▲	535
Others	2024	-	-	-	2	1	-	1	-	-	-	1	-	5	67%	5
	2023	-	-	-	-	-	2	-	-	-	-	-	1	3	▲	3

Filings by Case Category																
Case Categories		Jan	Feb	Mar	Apr	May	Jun	Jul	Aug	Sep	Oct	Nov	Dec	Thru Dec	% Change	Total
Administrative Law	2024	-	-	-	-	-	-	1	1	-	-	-	-	2	100%	2
	2023	-	-	-	-	-	-	-	-	1	-	-	-	1	▲	1
Aggravated Murder	2024	-	-	-	-	-	-	-	-	-	-	-	-	0	-100%	0
	2023	-	-	1	-	-	-	-	-	-	-	-	-	1	▼	1
Contested Divorce	2024	3	3	-	2	3	4	2	2	1	-	1	1	22	-41%	22
	2023	4	1	6	3	2	5	3	1	3	4	1	4	37	▼	37
Domestic and Family - Level 1	2024	1	1	13	5	14	2	5	1	2	1	-	2	47	-8%	47
	2023	12	4	7	2	1	1	1	2	3	8	6	4	51	▼	51
Domestic and Family - Level 2	2024	1	2	3	1	5	3	-	1	1	1	-	1	19	-32%	19
	2023	2	-	8	1	7	-	1	-	6	1	2	28	▼	28	
Felonies and Related Matters	2024	75	76	148	88	108	116	98	101	134	60	42	81	1,127	-2%	1,127
	2023	142	74	108	87	79	137	28	98	149	70	36	140	1,148	▼	1,148
General Civil - Level 1	2024	1	-	-	-	1	1	-	-	-	1	-	-	4	-43%	4
	2023	1	-	-	-	1	-	2	1	-	1	1	-	7	▼	7
General Civil - Level 2	2024	3	2	-	4	3	5	3	3	5	7	3	2	40	-23%	40
	2023	2	3	4	6	10	2	8	6	1	6	2	2	52	▼	52
General Civil - Level 3	2024	3	5	2	3	2	1	3	2	1	5	-	7	34	55%	34
	2023	2	-	1	4	3	3	2	1	2	1	1	2	22	▲	22
Miscellaneous Civil	2024	114	112	125	106	100	64	73	74	80	97	104	85	1,134	-19%	1,134
	2023	171	113	205	137	109	115	95	104	66	101	93	94	1,403	▼	1,403
Misdemeanor	2024	4	17	12	11	9	9	10	7	20	6	2	5	112	-10%	112
	2023	10	12	13	11	16	16	7	12	3	14	6	4	124	▼	124
Other	2024	54	129	52	38	29	20	71	47	22	22	54	29	567	58%	567
	2023	28	34	28	20	33	31	22	35	24	30	21	53	359	▲	359
Other Criminally Related Matters	2024	7	8	9	31	3	18	3	10	11	11	17	6	134	-4%	134
	2023	13	6	6	24	13	18	18	3	12	4	5	17	139	▼	139
Probates/Wills & Trusts - Level 1	2024	1	-	-	-	1	-	1	-	-	1	1	-	5	25%	5
	2023	1	2	-	-	-	-	-	-	1	-	-	-	4	▲	4
Probates/Wills & Trusts - Level 2	2024	1	4	3	4	1	2	1	1	6	3	2	1	29	45%	29
	2023	1	2	3	-	2	2	3	1	4	1	1	-	20	▲	20
Uncontested Divorce	2024	5	6	6	7	4	9	9	3	5	9	1	5	69	-17%	69
	2023	8	6	8	13	7	6	10	6	6	5	4	4	83	▼	83


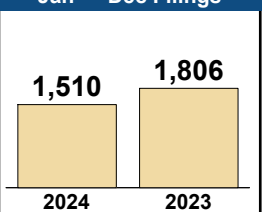
This report reflects the case management system. Numbers will update as reports are refreshed and posted. The case types reported may not necessitate judicial involvement.

Dashboard		Monthly Filings Summary		Jan --- Dec Filings							
Court: Floyd Circuit Start/End Date: Jan-23 / Dec-24 2023 Average Month: 94 Jan-Dec 2023: 1,126 Filings Trending: ↔		Circuit/Court ID: 27 227063 Type of Case: Filings 2024 Average Month: 95 Jan-Dec 2024 : 1,143 Overall AVG. Month: 95				<table border="1"> <tr> <td>1,143</td> <td>1,126</td> </tr> <tr> <td>2024</td> <td>2023</td> </tr> </table>		1,143	1,126	2024	2023
1,143	1,126										
2024	2023										

Filings by Division																
Divisions		Jan	Feb	Mar	Apr	May	Jun	Jul	Aug	Sep	Oct	Nov	Dec	Thru Dec	% Change	Total
Total	2024	122	82	121	110	78	86	129	67	84	109	75	80	1,143	2%	1,143
	2023	163	100	117	100	86	90	116	62	59	106	67	60	1,126	▲	1,126
Civil	2024	12	8	34	8	7	18	6	8	7	8	5	6	127	-3%	127
	2023	11	11	10	17	11	15	13	12	4	5	12	10	131	▼	131
Criminal	2024	71	25	16	38	8	27	75	13	22	34	13	14	356	-18%	356
	2023	85	22	33	43	29	28	66	10	26	54	22	14	432	▼	432
Concealed Handgun Permits	2024	29	44	54	49	51	33	34	27	43	56	46	51	517	17%	517
	2023	56	50	61	27	39	40	27	33	21	36	24	27	441	▲	441
Miscellaneous/ Other	2024	10	5	17	15	12	8	14	19	12	11	11	9	143	17%	143
	2023	11	17	13	13	7	7	10	7	8	11	9	9	122	▲	122

Filings by Case Category																
Case Categories		Jan	Feb	Mar	Apr	May	Jun	Jul	Aug	Sep	Oct	Nov	Dec	Thru Dec	% Change	Total
Contested Divorce	2024	1	1	3	-	-	2	1	1	-	-	-	-	9	-57%	9
	2023	1	2	2	1	2	1	3	1	2	-	3	3	21	▼	21
Domestic and Family - Level 1	2024	6	2	20	-	2	1	-	-	-	2	-	-	33	-13%	33
	2023	-	2	6	9	2	5	-	4	-	1	6	3	38	▼	38
Domestic and Family - Level 2	2024	-	1	3	2	-	1	1	1	1	2	-	-	12	50%	12
	2023	-	-	1	2	3	-	2	-	-	-	-	-	8	▲	8
Felonies and Related Matters	2024	60	13	11	25	2	12	61	6	10	30	8	11	249	-14%	249
	2023	61	13	26	33	11	16	53	6	18	31	11	9	288	▼	288
General Civil - Level 2	2024	1	-	2	2	2	3	1	-	1	1	1	3	17	-23%	17
	2023	2	4	2	1	2	2	4	2	-	1	1	1	22	▼	22
General Civil - Level 3	2024	-	1	1	-	1	2	-	1	1	-	-	3	11	-35%	11
	2023	2	-	4	1	1	7	1	-	-	-	1	1	17	▼	17
Miscellaneous Civil	2024	38	49	71	63	62	41	47	45	55	66	56	57	650	19%	650
	2023	67	64	72	37	44	46	36	40	29	47	29	35	546	▲	546
Misdemeanor	2024	10	12	5	13	5	14	14	6	12	4	5	3	103	-23%	103
	2023	23	7	5	10	18	12	13	4	5	22	10	4	133	▼	133
Other	2024	1	-	-	-	-	-	-	-	-	-	-	1	2	0%	2
	2023	-	-	-	1	-	-	-	1	-	-	-	-	2	↔	2
Other Criminally Related Matters	2024	1	-	-	-	1	1	-	1	-	-	-	-	4	-64%	4
	2023	1	2	2	-	-	-	-	-	3	1	1	1	11	▼	11
Probates/Wills & Trusts - Level 1	2024	-	-	-	-	-	1	-	-	-	-	-	-	1	0%	1
	2023	-	1	-	-	-	-	-	-	-	-	-	-	1	↔	1
Probates/Wills & Trusts - Level 2	2024	1	-	-	-	-	1	-	2	2	-	1	1	8	-20%	8
	2023	2	-	-	1	-	-	1	1	-	1	2	2	10	▼	10
Protective Orders	2024	-	1	-	1	1	-	1	-	-	1	-	-	5	150%	5
	2023	1	1	-	-	-	-	-	-	-	-	-	-	2	▲	2
Uncontested Divorce	2024	3	2	5	4	2	7	3	4	2	3	3	1	39	44%	39
	2023	3	4	1	1	3	1	3	3	2	2	3	1	27	▲	27

This report reflects the case management system. Numbers will update as reports are refreshed and posted. The case types reported may not necessitate judicial involvement.

Dashboard	Monthly Filings Summary	Jan --- Dec Filings
<p>Court: Giles Circuit Start/End Date: Jan-23 / Dec-24 2023 Average Month: 151 Jan-Dec 2023: 1,806 Filings Trending: ▼</p>	<p>Circuit/Court ID: 27 227071 Type of Case: Filings 2024 Average Month: 126 Jan-Dec 2024 : 1,510 Overall AVG. Month: 138</p>  <p style="text-align: center;">Jan 23 - Dec 24</p>	 <p style="text-align: center;">2024: 1,510 2023: 1,806</p>

Filings by Division																
Divisions		Jan	Feb	Mar	Apr	May	Jun	Jul	Aug	Sep	Oct	Nov	Dec	Thru Dec	% Change	Total
Total	2024	141	121	105	162	131	111	165	115	131	159	75	94	1,510	-16%	1,510
	2023	192	108	155	175	114	129	171	143	131	174	167	147	1,806	▼	1,806
Civil	2024	19	22	14	14	7	17	18	12	15	12	5	6	161	-19%	161
	2023	6	12	16	15	25	13	18	22	31	21	12	8	199	▼	199
Criminal	2024	48	32	32	85	56	38	75	49	57	77	22	19	590	-8%	590
	2023	89	9	33	78	29	51	71	45	44	76	98	19	642	▼	642
Concealed Handgun Permits	2024	30	43	33	30	39	24	40	21	32	41	27	40	400	-28%	400
	2023	75	51	75	60	36	36	48	39	30	39	35	31	555	▼	555
Miscellaneous/Other	2024	43	24	26	33	29	32	32	32	25	26	21	26	349	-14%	349
	2023	22	35	30	22	24	28	34	36	26	36	22	89	404	▼	404
Others	2024	1	-	-	-	-	-	-	1	2	3	-	3	10	67%	10
	2023	-	1	1	-	-	1	-	1	-	2	-	-	6	▲	6

Filings by Case Category																
Case Categories		Jan	Feb	Mar	Apr	May	Jun	Jul	Aug	Sep	Oct	Nov	Dec	Thru Dec	% Change	Total
Administrative Law	2024	-	-	-	-	-	-	-	-	-	-	-	-	0	-100%	0
	2023	-	-	-	-	-	-	-	1	-	-	-	-	1	▼	1
Contested Divorce	2024	4	2	-	2	1	1	-	2	1	4	-	1	18	-5%	18
	2023	2	4	2	3	4	-	-	-	1	1	1	1	19	▼	19
Domestic and Family - Level 1	2024	9	12	1	1	2	4	12	-	5	2	-	2	50	-44%	50
	2023	1	-	4	1	14	6	12	12	26	7	5	1	89	▼	89
Domestic and Family - Level 2	2024	2	-	1	4	-	1	-	-	-	1	-	1	10	11%	10
	2023	-	-	1	-	-	2	1	2	1	1	-	1	9	▲	9
Felonies and Related Matters	2024	39	12	21	74	46	16	58	13	32	62	13	13	399	-1%	399
	2023	49	5	16	53	18	34	49	26	23	51	72	9	405	▼	405
General Civil - Level 1	2024	-	-	-	-	-	-	-	-	-	-	-	-	0	-100%	0
	2023	-	-	-	-	-	-	-	-	1	1	2	-	4	▼	4
General Civil - Level 2	2024	1	2	2	3	1	3	-	1	5	3	2	1	24	33%	24
	2023	-	4	2	4	1	-	1	1	2	2	1	-	18	▲	18
General Civil - Level 3	2024	-	4	-	1	1	4	1	3	1	1	1	-	17	0%	17
	2023	1	2	1	1	2	2	1	2	1	2	-	2	17	↔	17
Miscellaneous Civil	2024	37	50	43	41	48	34	52	32	45	42	32	47	503	-23%	503
	2023	78	64	86	66	40	40	59	50	40	51	40	38	652	▼	652
Misdemeanor	2024	9	16	9	11	10	22	16	18	25	15	9	5	165	-24%	165
	2023	38	3	17	22	10	17	21	16	19	25	22	8	218	▼	218
Other	2024	36	16	18	21	19	21	20	23	14	27	16	22	253	-16%	253
	2023	19	20	20	16	19	23	21	25	14	27	16	82	302	▼	302
Other Criminally Related Matters	2024	-	4	2	-	-	-	1	18	-	-	-	1	26	30%	26
	2023	2	1	-	3	1	-	1	3	2	1	4	2	20	▲	20
Probates/Wills & Trusts - Level 2	2024	1	1	-	-	1	1	1	-	2	1	1	-	9	-44%	9
	2023	2	1	2	1	-	1	1	2	-	4	2	-	16	▼	16
Protective Orders	2024	-	-	-	-	-	-	-	-	-	-	-	-	0	-100%	0
	2023	-	-	-	-	1	-	-	-	-	-	-	-	1	▼	1
Uncontested Divorce	2024	3	2	8	4	2	4	4	5	1	1	1	1	36	3%	36
	2023	-	4	4	5	4	4	4	3	1	1	2	3	35	▲	35

This report reflects the case management system. Numbers will update as reports are refreshed and posted. The case types reported may not necessitate judicial involvement.

Dashboard	Monthly Filings Summary	Jan --- Dec Filings				
<p>Court: Grayson Circuit Start/End Date: Jan-23 / Dec-24 2023 Average Month: 176 Jan-Dec 2023: 2,112 Filings Trending: ▼</p> <p>Circuit/Court ID: 27 227077 Type of Case: Filings 2024 Average Month: 151 Jan-Dec 2024 : 1,817 Overall AVG. Month: 164</p>	<p>Jan 23 - Dec 24</p>	<table border="1" style="margin: auto;"> <tr> <td style="text-align: center;">1,817</td> <td style="text-align: center;">2,112</td> </tr> <tr> <td style="text-align: center;">2024</td> <td style="text-align: center;">2023</td> </tr> </table>	1,817	2,112	2024	2023
1,817	2,112					
2024	2023					

Filings by Division																
Divisions		Jan	Feb	Mar	Apr	May	Jun	Jul	Aug	Sep	Oct	Nov	Dec	Thru Dec	% Change	Total
Total	2024	159	178	135	184	201	130	134	113	127	204	119	133	1,817	-14%	1,817
	2023	250	166	244	180	169	176	194	130	113	228	135	127	2,112	▼	2,112
Civil	2024	19	22	17	17	19	26	16	19	13	15	10	13	206	-25%	206
	2023	12	17	35	24	24	34	19	17	26	31	19	17	275	▼	275
Criminal	2024	60	78	50	97	122	41	72	36	52	101	54	47	810	-9%	810
	2023	126	50	75	80	62	71	118	50	33	123	51	52	891	▼	891
Concealed Handgun Permits	2024	51	50	44	43	36	41	31	41	45	61	42	60	545	-16%	545
	2023	80	76	95	53	57	49	29	31	38	53	52	33	646	▼	646
Miscellaneous/Other	2024	29	28	24	27	23	22	15	17	15	27	13	13	253	-15%	253
	2023	32	23	39	23	26	22	28	32	16	20	13	25	299	▼	299
Others	2024	-	-	-	-	1	-	-	-	2	-	-	-	3	200%	3
	2023	-	-	-	-	-	-	-	-	-	1	-	-	1	▲	1

Filings by Case Category																
Case Categories		Jan	Feb	Mar	Apr	May	Jun	Jul	Aug	Sep	Oct	Nov	Dec	Thru Dec	% Change	Total
Administrative Law	2024	-	-	-	-	-	-	-	-	-	-	-	-	0	-100%	0
	2023	-	-	-	-	-	-	-	1	-	-	-	-	1	▼	1
Aggravated Murder	2024	-	-	-	-	-	-	-	-	-	-	-	-	0	-100%	0
	2023	-	-	-	-	-	-	1	-	-	-	-	-	1	▼	1
Contested Divorce	2024	2	2	1	1	3	2	2	1	-	2	-	1	17	0%	17
	2023	1	1	2	1	1	3	2	-	2	2	1	1	17	↔	17
Domestic and Family - Level 1	2024	2	4	1	4	3	3	5	-	1	-	5	1	29	-52%	29
	2023	6	2	19	4	4	5	5	1	2	4	6	2	60	▼	60
Domestic and Family - Level 2	2024	4	2	1	1	4	1	-	2	2	4	-	-	21	17%	21
	2023	-	2	1	1	3	2	-	-	9	-	-	-	18	▲	18
Felonies and Related Matters	2024	45	56	42	89	105	26	52	25	41	87	42	37	647	-3%	647
	2023	98	38	65	69	40	51	94	31	19	89	35	36	665	▼	665
General Civil - Level 1	2024	-	-	-	-	-	-	-	-	-	-	-	1	1	0%	1
	2023	1	-	-	-	-	-	-	-	-	-	-	-	1	↔	1
General Civil - Level 2	2024	-	3	2	4	1	6	3	-	1	7	2	1	30	30%	30
	2023	1	1	-	4	1	1	-	4	5	1	4	1	23	▲	23
General Civil - Level 3	2024	4	7	4	1	3	7	4	7	1	1	1	6	46	-35%	46
	2023	2	2	4	4	10	17	2	2	3	15	4	6	71	▼	71
Miscellaneous Civil	2024	54	58	49	47	42	49	34	45	49	67	48	64	606	-16%	606
	2023	84	79	102	61	66	59	40	40	43	56	56	39	725	▼	725
Misdemeanor	2024	13	21	6	8	16	13	19	11	8	14	10	9	148	-27%	148
	2023	23	10	9	11	19	19	23	21	10	34	12	13	204	▼	204
Other	2024	27	22	20	21	19	15	13	14	13	16	6	11	197	-15%	197
	2023	26	19	34	16	18	14	21	24	12	17	11	20	232	▼	232
Other Criminally Related Matters	2024	2	3	2	1	1	3	1	-	3	-	2	1	19	-37%	19
	2023	5	3	1	1	3	2	2	-	4	2	4	3	30	▼	30
Probates/Wills & Trusts - Level 1	2024	-	-	-	-	-	-	-	-	-	-	-	1	1	1	1
	2023	-	-	-	-	-	-	-	-	-	-	-	-	0	↔	0
Probates/Wills & Trusts - Level 2	2024	1	-	2	1	-	-	-	4	1	-	-	-	9	-53%	9
	2023	1	2	5	3	1	1	2	1	-	-	2	1	19	▼	19
Protective Orders	2024	-	-	-	-	-	-	-	-	-	-	-	-	0	-100%	0
	2023	-	-	-	-	-	-	-	-	-	-	-	1	1	▼	1
Uncontested Divorce	2024	5	-	5	6	4	5	1	4	7	6	2	1	46	5%	46
	2023	2	7	2	5	3	2	2	5	4	8	-	4	44	▲	44

This report reflects the case management system. Numbers will update as reports are refreshed and posted. The case types reported may not necessitate judicial involvement.

CPSS-CCMS-10.01 CASELOAD STATISTICS OF THE CIRCUIT COURTS

Montgomery

January 2023 -- December 2024 Filings

Alexandria and Fairfax Circuit are not Included in State Totals.

Dashboard		Monthly Filings Summary		Jan --- Dec Filings	
Court: Montgomery Circuit	Circuit/Court ID: 27 227121			5,697	5,852
Start/End Date: Jan-23 / Dec-24	Type of Case: Filings				
2023 Average Month: 488	2024 Average Month: 475				
Jan-Dec 2023: 5,852	Jan-Dec 2024 : 5,697				
Filings Trending: ▼	Overall AVG. Month: 481				

Filings by Division																
Divisions		Jan	Feb	Mar	Apr	May	Jun	Jul	Aug	Sep	Oct	Nov	Dec	Thru Dec	% Change	Total
Total	2024	468	438	414	590	524	379	455	544	419	531	493	442	5,697	-3%	5,697
	2023	514	441	455	555	513	371	519	480	509	525	415	555	5,852	▼	5,852
Civil	2024	35	36	47	32	43	45	35	67	37	38	38	55	508	-8%	508
	2023	45	37	57	38	55	50	32	55	47	60	36	43	555	▼	555
Criminal	2024	247	185	153	343	282	170	224	291	200	303	277	231	2,906	-1%	2,906
	2023	263	169	207	340	256	167	328	235	323	290	170	188	2,936	▼	2,936
Concealed Handgun Permits	2024	84	118	126	114	87	78	103	87	95	103	99	84	1,178	-2%	1,178
	2023	118	130	119	104	110	80	78	93	62	105	111	88	1,198	▼	1,198
Miscellaneous/ Other	2024	101	99	88	101	111	86	92	99	87	87	78	71	1,100	-5%	1,100
	2023	88	105	72	73	91	74	81	96	77	69	98	236	1,160	▼	1,160
Others	2024	1	-	-	-	1	-	1	-	-	-	1	1	5	67%	5
	2023	-	-	-	-	1	-	-	1	-	1	-	-	3	▲	3

Filings by Case Category																
Case Categories		Jan	Feb	Mar	Apr	May	Jun	Jul	Aug	Sep	Oct	Nov	Dec	Thru Dec	% Change	Total
Administrative Law	2024	-	-	-	-	1	-	-	-	-	1	-	-	2	-33%	2
	2023	1	-	2	-	-	-	-	-	-	-	-	-	3	▼	3
Contested Divorce	2024	8	6	3	1	5	8	6	3	4	7	3	8	62	-19%	62
	2023	6	3	8	9	7	8	2	9	5	6	6	8	77	▼	77
Domestic and Family - Level 1	2024	7	2	13	12	10	10	8	33	5	10	10	18	138	97%	138
	2023	1	-	6	3	8	7	2	19	6	7	2	9	70	▲	70
Domestic and Family - Level 2	2024	3	4	-	-	1	1	2	-	-	1	3	3	18	-25%	18
	2023	1	-	4	3	4	1	2	1	3	-	3	2	24	▼	24
Felonies and Related Matters	2024	139	136	94	225	165	98	159	203	138	174	196	141	1,868	-3%	1,868
	2023	198	123	139	238	147	105	225	145	200	208	91	109	1,928	▼	1,928
General Civil - Level 1	2024	-	2	-	-	-	-	2	2	1	1	1	-	9	-25%	9
	2023	-	-	1	2	-	3	3	-	1	1	1	-	12	▼	12
General Civil - Level 2	2024	5	6	8	6	9	13	7	8	8	6	8	10	94	-7%	94
	2023	4	9	8	3	12	11	7	6	13	16	5	7	101	▼	101
General Civil - Level 3	2024	3	7	10	4	7	6	5	8	8	2	2	6	68	-18%	68
	2023	19	8	6	3	4	7	7	7	2	6	5	9	83	▼	83
Miscellaneous Civil	2024	109	147	148	157	121	106	140	130	126	145	136	114	1,579	1%	1,579
	2023	145	157	150	132	140	112	112	125	81	134	148	124	1,560	▲	1,560
Misdemeanor	2024	98	43	53	111	98	65	57	77	58	117	68	84	929	3%	929
	2023	56	41	60	92	102	58	89	83	118	67	64	69	899	▲	899
Other	2024	75	68	61	55	75	55	52	50	51	43	41	42	668	-12%	668
	2023	60	79	39	41	57	37	44	61	56	37	57	195	763	▼	763
Other Criminally Related Matters	2024	10	6	6	7	19	8	8	11	4	12	13	6	110	1%	110
	2023	9	5	8	10	7	4	14	7	5	15	15	10	109	▲	109
Probates/Wills & Trusts - Level 1	2024	-	-	-	-	-	-	-	-	1	-	-	-	1	-50%	1
	2023	-	-	1	-	-	1	-	-	-	-	-	-	2	▼	2
Probates/Wills & Trusts - Level 2	2024	1	2	2	-	2	1	1	5	3	3	2	1	23	15%	23
	2023	1	3	4	2	2	1	-	1	1	4	1	-	20	▲	20
Uncontested Divorce	2024	10	9	16	12	11	8	8	14	12	9	10	9	128	-36%	128
	2023	13	13	19	17	23	16	12	16	18	24	17	13	201	▼	201

This report reflects the case management system. Numbers will update as reports are refreshed and posted. The case types reported may not necessitate judicial involvement.

Dashboard	Monthly Filings Summary	Jan --- Dec Filings				
<p>Court: Pulaski Circuit Start/End Date: Jan-23 / Dec-24 2023 Average Month: 275 Jan-Dec 2023: 3,294 Filings Trending: ↔</p> <p>Circuit/Court ID: 27 227155 Type of Case: Filings 2024 Average Month: 280 Jan-Dec 2024 : 3,355 Overall AVG. Month: 277</p>	<p style="text-align: center;">Jan 23 - Dec 24</p>	<table border="1" style="margin: auto;"> <tr> <td style="text-align: center;">3,355</td> <td style="text-align: center;">3,294</td> </tr> <tr> <td style="text-align: center;">2024</td> <td style="text-align: center;">2023</td> </tr> </table>	3,355	3,294	2024	2023
3,355	3,294					
2024	2023					

Filings by Division																
Divisions		Jan	Feb	Mar	Apr	May	Jun	Jul	Aug	Sep	Oct	Nov	Dec	Thru Dec	% Change	Total
Total	2024	342	302	262	345	241	196	340	249	259	276	316	227	3,355	2%	3,355
	2023	376	264	400	261	271	235	283	217	241	357	180	209	3,294	▲	3,294
Civil	2024	32	37	22	49	20	29	37	31	34	20	21	16	348	4%	348
	2023	21	31	36	24	24	34	17	27	28	52	17	23	334	▲	334
Criminal	2024	181	135	110	168	132	89	205	119	114	146	177	105	1,681	-8%	1,681
	2023	224	113	242	142	151	115	203	108	133	195	90	111	1,827	▼	1,827
Concealed Handgun Permits	2024	81	90	90	81	46	50	55	65	61	78	73	84	854	-12%	854
	2023	111	107	109	80	82	65	59	64	67	91	60	70	965	▼	965
Miscellaneous/ Other	2024	48	40	40	47	43	28	43	34	50	32	45	22	472	181%	472
	2023	20	13	13	15	14	21	4	18	13	19	13	5	168	▲	168

Filings by Case Category																
Case Categories		Jan	Feb	Mar	Apr	May	Jun	Jul	Aug	Sep	Oct	Nov	Dec	Thru Dec	% Change	Total
Administrative Law	2024	-	-	-	-	-	-	-	-	-	1	1	-	2	100%	2
	2023	-	-	-	-	-	-	-	-	1	-	-	-	1	▲	1
Aggravated Murder	2024	-	-	-	-	-	-	-	-	-	-	-	-	0	-100%	0
	2023	-	-	-	1	-	-	-	-	-	2	-	-	3	▼	3
Contested Divorce	2024	7	2	1	2	5	1	1	1	4	2	1	1	28	-24%	28
	2023	5	3	3	3	2	2	2	5	5	3	2	2	37	▼	37
Domestic and Family - Level 1	2024	4	13	6	25	-	15	14	5	6	7	4	6	105	18%	105
	2023	4	9	5	10	3	5	3	7	4	28	2	9	89	▲	89
Domestic and Family - Level 2	2024	1	2	-	2	-	-	-	5	1	2	2	-	15	114%	15
	2023	-	1	-	2	-	2	-	-	2	-	-	-	7	▲	7
Felonies and Related Matters	2024	111	91	51	128	84	53	163	67	68	98	139	71	1,124	-9%	1,124
	2023	154	62	169	98	96	72	165	64	88	151	53	60	1,232	▼	1,232
General Civil - Level 1	2024	-	-	1	1	-	1	-	-	-	-	-	-	3	-25%	3
	2023	-	-	-	1	2	-	-	-	-	-	-	-	4	▼	4
General Civil - Level 2	2024	5	6	-	4	1	3	10	6	4	-	-	4	43	5%	43
	2023	3	4	2	6	5	4	1	3	1	4	5	3	41	▲	41
General Civil - Level 3	2024	3	2	3	3	2	-	6	6	9	1	6	1	42	0%	42
	2023	2	3	4	1	3	6	3	4	8	3	3	2	42	↔	42
Miscellaneous Civil	2024	86	100	103	102	67	61	68	80	73	91	87	90	1,008	-11%	1,008
	2023	130	118	125	92	97	88	64	83	77	109	71	75	1,129	▼	1,129
Misdemeanor	2024	62	40	46	26	36	34	33	43	36	33	31	24	444	-11%	444
	2023	55	46	61	36	44	39	35	36	41	36	27	45	501	▼	501
Other	2024	42	30	27	29	24	17	28	18	38	17	30	15	315	5,150%	315
	2023	-	-	2	-	1	1	-	-	-	2	-	-	6	▲	6
Other Criminally Related Matters	2024	8	5	13	14	12	5	9	9	10	15	7	10	117	26%	117
	2023	15	6	12	7	11	5	3	8	4	6	10	6	93	▲	93
Probates/Wills & Trusts - Level 1	2024	-	-	1	-	-	-	-	-	-	-	-	-	1	-67%	1
	2023	-	-	2	-	-	-	-	-	-	1	-	-	3	▼	3
Probates/Wills & Trusts - Level 2	2024	2	4	3	2	2	-	1	4	3	3	1	1	26	73%	26
	2023	-	2	3	1	-	1	1	1	1	1	3	1	15	▲	15
Protective Orders	2024	1	1	1	-	1	3	1	-	1	-	2	-	11	-58%	11
	2023	4	3	4	-	2	3	-	1	3	3	1	2	26	▼	26
Uncontested Divorce	2024	10	6	6	7	7	3	6	5	6	6	5	4	71	9%	71
	2023	4	7	8	3	5	7	6	5	6	8	3	3	65	▲	65

This report reflects the case management system. Numbers will update as reports are refreshed and posted. The case types reported may not necessitate judicial involvement.

CPSS-CCMS-10.01 CASELOAD STATISTICS OF THE CIRCUIT COURTS

January 2023 -- December 2024 Filings

Alexandria and Fairfax Circuit are not Included in State Totals.

Dashboard	Monthly Filings Summary	Jan --- Dec Filings				
<p>Court: Wythe Circuit Start/End Date: Jan-23 / Dec-24 2023 Average Month: 238 Jan-Dec 2023: 2,859 Filings Trending: ↔</p> <p>Circuit/Court ID: 27 227197 Type of Case: Filings 2024 Average Month: 234 Jan-Dec 2024 : 2,807 Overall AVG. Month: 236</p>	<p style="text-align: center;">Jan 23 - Dec 24</p>	<table border="1" style="margin: auto;"> <tr> <td style="text-align: center; width: 50px;">2,807</td> <td style="text-align: center; width: 50px;">2,859</td> </tr> <tr> <td style="text-align: center; width: 50px;">2024</td> <td style="text-align: center; width: 50px;">2023</td> </tr> </table>	2,807	2,859	2024	2023
2,807	2,859					
2024	2023					

Filings by Division																
Divisions		Jan	Feb	Mar	Apr	May	Jun	Jul	Aug	Sep	Oct	Nov	Dec	Thru Dec	% Change	Total
Total	2024	257	229	220	314	180	216	231	230	224	329	188	189	2,807	-2%	2,807
	2023	277	324	273	246	213	230	165	258	157	376	152	188	2,859	▼	2,859
Civil	2024	23	24	30	36	12	44	29	29	28	22	20	24	321	-11%	321
	2023	29	25	20	31	32	38	24	70	16	32	19	24	360	▼	360
Criminal	2024	143	96	105	175	99	102	124	105	118	205	95	108	1,475	21%	1,475
	2023	125	120	96	86	88	99	55	104	53	250	65	75	1,216	▲	1,216
Concealed Handgun Permits	2024	79	91	63	85	56	52	62	78	57	83	63	44	813	-23%	813
	2023	108	151	140	113	78	73	64	66	70	75	54	70	1,062	▼	1,062
Miscellaneous/ Other	2024	11	18	22	18	13	18	16	18	21	19	10	13	197	-11%	197
	2023	15	28	17	16	15	20	22	18	18	19	14	19	221	▼	221
Others	2024	1	-	-	-	-	-	-	-	-	-	-	-	1	1	1
	2023	-	-	-	-	-	-	-	-	-	-	-	-	0	↔	0

Filings by Case Category																
Case Categories		Jan	Feb	Mar	Apr	May	Jun	Jul	Aug	Sep	Oct	Nov	Dec	Thru Dec	% Change	Total
Administrative Law	2024	-	-	-	-	-	-	1	-	-	-	-	-	1	0%	1
	2023	-	-	-	-	-	1	-	-	-	-	-	-	1	↔	1
Aggravated Murder	2024	-	-	-	-	-	-	-	-	1	-	-	-	1	1	1
	2023	-	-	-	-	-	-	-	-	-	-	-	-	0	↔	0
Contested Divorce	2024	1	2	4	2	1	3	2	4	4	3	2	-	28	-43%	28
	2023	3	5	3	3	6	5	2	9	-	5	4	4	49	▼	49
Domestic and Family - Level 1	2024	8	3	2	10	-	20	2	12	9	6	8	8	88	-1%	88
	2023	11	4	5	6	2	3	-	38	2	7	3	8	89	▼	89
Domestic and Family - Level 2	2024	-	2	1	2	3	1	4	3	1	1	3	1	22	175%	22
	2023	-	-	1	1	1	-	1	1	-	-	3	-	8	▲	8
Felonies and Related Matters	2024	111	70	54	124	68	79	101	74	67	158	64	63	1,033	12%	1,033
	2023	99	93	72	60	67	72	33	77	37	213	46	53	922	▲	922
General Civil - Level 1	2024	-	-	-	-	-	-	-	-	-	1	-	-	1	-50%	1
	2023	1	-	-	-	-	1	-	-	-	-	-	-	2	▼	2
General Civil - Level 2	2024	2	3	6	1	-	5	4	3	5	4	1	5	39	-22%	39
	2023	2	2	-	4	3	7	4	8	3	6	4	7	50	▼	50
General Civil - Level 3	2024	2	6	8	4	1	6	2	1	4	-	3	2	39	-43%	39
	2023	6	8	2	4	8	7	5	6	4	6	6	6	68	▼	68
Miscellaneous Civil	2024	93	108	86	104	70	72	80	94	78	101	73	57	1,016	-21%	1,016
	2023	124	181	160	130	97	95	84	79	88	95	64	83	1,280	▼	1,280
Misdemeanor	2024	28	22	46	45	24	19	19	30	47	44	24	36	384	45%	384
	2023	25	24	17	28	19	21	19	21	15	36	19	21	265	▲	265
Other	2024	2	-	-	-	-	-	1	-	-	-	-	-	3	-40%	3
	2023	-	2	-	-	-	-	-	1	1	-	1	-	5	▼	5
Other Criminally Related Matters	2024	4	4	5	7	7	4	5	1	4	3	8	9	61	61%	61
	2023	1	3	8	4	2	6	4	6	1	2	-	1	38	▲	38
Probates/Wills & Trusts - Level 1	2024	-	-	-	-	-	-	-	-	-	-	-	-	0	-100%	0
	2023	1	-	-	-	-	-	-	-	-	-	-	1	2	▼	2
Probates/Wills & Trusts - Level 2	2024	2	-	2	1	4	2	1	1	3	1	1	1	17	-11%	17
	2023	-	2	3	2	2	2	2	1	2	1	1	1	19	▼	19
Uncontested Divorce	2024	4	9	8	13	5	3	8	7	3	5	2	7	74	21%	74
	2023	4	-	2	4	6	10	11	11	4	5	1	3	61	▲	61

This report reflects the case management system. Numbers will update as reports are refreshed and posted. The case types reported may not necessitate judicial involvement.

Dashboard	Monthly Filings Summary	Jan --- Dec Filings				
<p>Court: Radford Circuit Start/End Date: Jan-23 / Dec-24 2023 Average Month: 96 Jan-Dec 2023: 1,154 Filings Trending: ▲</p> <p>Circuit/Court ID: 27 227750 Type of Case: Filings 2024 Average Month: 120 Jan-Dec 2024 : 1,437 Overall AVG. Month: 108</p>		<table border="1" style="margin: auto;"> <tr> <td style="text-align: center;">1,437</td> <td style="text-align: center;">1,154</td> </tr> <tr> <td style="text-align: center;">2024</td> <td style="text-align: center;">2023</td> </tr> </table>	1,437	1,154	2024	2023
1,437	1,154					
2024	2023					

Filings by Division																
Divisions		Jan	Feb	Mar	Apr	May	Jun	Jul	Aug	Sep	Oct	Nov	Dec	Thru Dec	% Change	Total
Total	2024	55	64	302	60	60	204	72	73	252	70	63	162	1,437	25%	1,437
	2023	71	74	217	50	74	160	53	84	164	56	52	99	1,154	▲	1,154
Civil	2024	6	14	12	4	9	6	2	11	6	9	7	6	92	-36%	92
	2023	6	16	46	4	16	19	5	7	4	8	10	2	143	▼	143
Criminal	2024	19	21	266	30	27	175	39	37	222	42	26	128	1,032	54%	1,032
	2023	32	30	144	20	20	119	25	34	140	22	17	69	672	▲	672
Concealed Handgun Permits	2024	25	22	18	17	16	10	13	16	14	11	14	22	198	-15%	198
	2023	28	17	15	22	29	16	13	27	12	15	19	21	234	▼	234
Miscellaneous/ Other	2024	5	7	6	9	8	13	18	9	10	8	16	6	115	12%	115
	2023	5	11	12	4	9	6	9	15	8	11	6	7	103	▲	103
Others	2024	-	-	-	-	-	-	-	-	-	-	-	-	0	-100%	0
	2023	-	-	-	-	-	-	1	1	-	-	-	-	2	▼	2

Filings by Case Category																
Case Categories		Jan	Feb	Mar	Apr	May	Jun	Jul	Aug	Sep	Oct	Nov	Dec	Thru Dec	% Change	Total
Administrative Law	2024	-	-	-	-	-	-	-	1	-	-	-	-	1	1	1
	2023	-	-	-	-	-	-	-	-	-	-	-	-	0	↔	0
Contested Divorce	2024	1	1	1	2	1	-	-	4	1	1	-	1	13	63%	13
	2023	-	1	-	-	1	4	-	-	1	-	-	1	8	▲	8
Domestic and Family - Level 1	2024	1	8	1	-	5	3	1	2	-	3	2	1	27	-10%	27
	2023	-	10	1	-	2	4	2	4	1	3	3	-	30	▼	30
Domestic and Family - Level 2	2024	-	-	1	-	-	-	-	1	-	3	-	-	5	-44%	5
	2023	-	2	3	-	-	2	1	-	-	1	-	-	9	▼	9
Felonies and Related Matters	2024	12	11	239	28	21	147	17	19	204	28	15	116	857	76%	857
	2023	17	16	119	10	14	92	14	19	108	8	12	57	486	▲	486
General Civil - Level 1	2024	-	-	-	-	-	-	-	-	-	-	-	-	0	-100%	0
	2023	-	-	-	-	-	1	-	-	-	-	-	-	1	▼	1
General Civil - Level 2	2024	-	-	1	2	-	2	-	-	1	-	1	-	7	-65%	7
	2023	3	1	1	1	2	3	1	1	-	2	3	2	20	▼	20
General Civil - Level 3	2024	1	1	3	-	2	-	-	1	3	1	-	-	12	0%	12
	2023	-	-	1	-	6	1	-	1	-	1	2	-	12	↔	12
Miscellaneous Civil	2024	30	29	24	26	24	23	31	25	24	18	28	28	310	-5%	310
	2023	33	28	24	26	37	20	22	41	20	25	24	26	326	▼	326
Misdemeanor	2024	5	8	29	2	2	26	17	16	16	13	10	14	158	-24%	158
	2023	12	13	65	8	4	24	10	11	31	13	4	12	207	▼	207
Other	2024	-	-	-	-	-	-	-	1	1	-	2	-	4	0%	4
	2023	-	-	-	-	1	1	1	1	-	-	-	-	4	↔	4
Other Criminally Related Matters	2024	2	2	-	-	4	2	5	2	2	1	1	1	22	0%	22
	2023	3	1	-	2	3	4	1	4	2	1	1	-	22	↔	22
Probates/Wills & Trusts - Level 1	2024	-	-	-	-	-	-	-	-	-	-	-	-	0	-100%	0
	2023	1	-	-	-	-	-	-	-	-	-	-	-	1	▼	1
Probates/Wills & Trusts - Level 2	2024	-	-	-	-	-	-	1	-	-	-	-	-	1	1	1
	2023	-	-	-	-	-	-	-	-	-	-	-	-	0	↔	0
Protective Orders	2024	-	2	-	-	-	-	-	-	-	-	1	-	3	50%	3
	2023	-	-	-	-	1	-	-	1	-	-	-	-	2	▲	2
Uncontested Divorce	2024	3	2	3	-	1	1	-	1	-	2	3	1	17	-35%	17
	2023	2	2	3	3	3	4	1	1	1	2	3	1	26	▼	26

This report reflects the case management system. Numbers will update as reports are refreshed and posted. The case types reported may not necessitate judicial involvement.

CPSS-CCMS-10.01 CASELOAD STATISTICS OF THE CIRCUIT COURTS

Smyth

January 2023 -- December 2024 Filings

Alexandria and Fairfax Circuit are not Included in State Totals.

Dashboard	Monthly Filings Summary	Jan --- Dec Filings
<p>Court: Smyth Circuit Start/End Date: Jan-23 / Dec-24 2023 Average Month: 266 Jan-Dec 2023: 3,192 Filings Trending: ▲</p>	<p>Circuit/Court ID: 28 228173 Type of Case: Filings 2024 Average Month: 289 Jan-Dec 2024 : 3,463 Overall AVG. Month: 277</p> <p style="text-align: center;">Jan 23 - Dec 24</p>	<p style="text-align: center;">2024: 3,463 2023: 3,192</p>

Filings by Division																
Divisions		Jan	Feb	Mar	Apr	May	Jun	Jul	Aug	Sep	Oct	Nov	Dec	Thru Dec	% Change	Total
Total	2024	290	285	340	297	309	329	279	269	296	232	231	306	3,463	8%	3,463
	2023	375	280	341	294	281	274	150	259	225	238	204	271	3,192	▲	3,192
Civil	2024	19	23	21	43	35	28	27	30	27	20	24	13	310	-3%	310
	2023	30	14	20	18	29	49	17	39	30	19	33	22	320	▼	320
Criminal	2024	75	87	142	85	87	154	96	92	94	62	53	143	1,170	17%	1,170
	2023	147	72	102	70	92	69	28	90	86	85	59	100	1,000	▲	1,000
Concealed Handgun Permits	2024	75	106	89	77	74	60	82	60	70	85	87	54	919	-12%	919
	2023	135	117	150	135	100	69	53	68	52	74	53	36	1,042	▼	1,042
Miscellaneous/Other	2024	114	57	78	81	102	69	56	64	73	58	50	72	874	20%	874
	2023	60	69	52	67	49	78	51	50	47	55	48	103	729	▲	729
Others	2024	7	12	10	11	11	18	18	23	32	7	17	24	190	88%	190
	2023	3	8	17	4	11	9	1	12	10	5	11	10	101	▲	101

Filings by Case Category																
Case Categories		Jan	Feb	Mar	Apr	May	Jun	Jul	Aug	Sep	Oct	Nov	Dec	Thru Dec	% Change	Total
Administrative Law	2024	-	-	-	1	-	-	-	-	-	2	1	-	4	100%	4
	2023	-	-	-	-	-	1	-	-	-	1	-	-	2	▲	2
Contested Divorce	2024	2	5	2	5	7	3	6	6	4	-	4	2	46	5%	46
	2023	4	1	4	6	6	2	6	5	3	3	3	1	44	▲	44
Domestic and Family - Level 1	2024	-	1	2	10	5	2	-	2	4	6	1	-	33	-45%	33
	2023	8	2	1	-	3	19	-	2	8	-	12	5	60	▼	60
Domestic and Family - Level 2	2024	1	4	4	4	4	4	5	2	1	2	2	-	33	6%	33
	2023	4	2	2	2	1	3	1	4	3	4	4	1	31	▲	31
Felonies and Related Matters	2024	54	73	102	60	64	114	78	81	68	47	34	136	911	20%	911
	2023	123	62	77	56	66	49	19	62	60	62	41	85	762	▲	762
General Civil - Level 1	2024	-	-	-	-	1	1	2	-	-	2	-	-	6	0%	6
	2023	-	-	1	1	-	1	-	-	-	1	1	1	6	↔	6
General Civil - Level 2	2024	1	2	4	1	7	3	4	5	3	4	2	5	41	28%	41
	2023	2	1	3	-	5	4	1	8	3	1	2	2	32	▲	32
General Civil - Level 3	2024	3	-	4	8	3	3	2	7	4	3	4	2	43	5%	43
	2023	1	2	4	1	3	10	4	2	6	2	2	4	41	▲	41
Miscellaneous Civil	2024	88	125	118	107	105	82	92	76	90	103	105	75	1,166	-7%	1,166
	2023	144	137	172	151	117	111	69	87	67	93	68	44	1,260	▼	1,260
Misdemeanor	2024	17	11	38	18	20	39	17	10	22	13	19	5	229	6%	229
	2023	21	10	22	13	26	17	9	26	21	22	15	14	216	▲	216
Other	2024	107	48	57	61	78	63	62	69	83	43	50	72	793	35%	793
	2023	53	57	43	53	41	43	33	42	41	38	41	101	586	▲	586
Other Criminally Related Matters	2024	4	3	2	7	3	1	1	1	5	2	1	2	32	39%	32
	2023	3	-	3	1	-	3	-	2	5	1	3	2	23	▲	23
Probates/Wills & Trusts - Level 1	2024	-	-	-	-	1	-	-	-	-	-	-	-	1	0%	1
	2023	-	-	-	-	-	-	-	1	-	-	-	-	1	↔	1
Probates/Wills & Trusts - Level 2	2024	4	2	1	5	2	4	5	4	2	-	-	1	30	58%	30
	2023	1	-	3	2	2	1	3	1	2	-	1	3	19	▲	19
Uncontested Divorce	2024	9	11	6	10	9	10	5	6	10	5	8	6	95	-13%	95
	2023	11	6	6	8	11	10	5	17	6	10	11	8	109	▼	109

This report reflects the case management system. Numbers will update as reports are refreshed and posted. The case types reported may not necessitate judicial involvement.

CPSS-CCMS-10.01 CASELOAD STATISTICS OF THE CIRCUIT COURTS

Washington

January 2023 -- December 2024 Filings


Alexandria and Fairfax Circuit are not Included in State Totals.

Dashboard

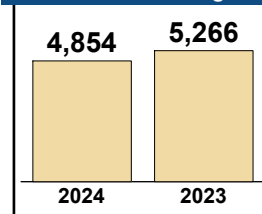
Court: Washington Circuit
Start/End Date: Jan-23 / Dec-24
2023 Average Month: 439
Jan-Dec 2023: 5,266
Filings Trending: ▼

Circuit/Court ID: 28 228191
Type of Case: Filings
2024 Average Month: 405
Jan-Dec 2024 : 4,854
Overall AVG. Month: 422

Monthly Filings Summary



Jan --- Dec Filings



Filings by Division

Divisions		Jan	Feb	Mar	Apr	May	Jun	Jul	Aug	Sep	Oct	Nov	Dec	Thru Dec	% Change	Total
Total	2024	394	605	425	520	405	376	366	402	299	482	305	275	4,854	-8%	4,854
	2023	584	438	496	430	482	374	335	396	361	454	458	458	5,266	▼	5,266
Civil	2024	24	34	34	40	38	53	50	30	43	37	23	28	434	-4%	434
	2023	39	44	50	42	38	33	29	46	39	35	32	27	454	▼	454
Criminal	2024	139	185	173	262	167	178	139	163	117	246	138	108	2,015	-6%	2,015
	2023	297	144	167	201	170	171	132	135	151	229	201	142	2,140	▼	2,140
Concealed Handgun Permits	2024	144	192	143	154	152	82	113	140	101	140	113	87	1,561	-12%	1,561
	2023	177	194	204	132	204	113	102	142	108	131	154	110	1,771	▼	1,771
Miscellaneous/ Other	2024	80	188	70	59	44	62	62	67	35	56	30	46	799	-10%	799
	2023	71	56	75	55	70	57	71	73	62	58	69	175	892	▼	892
Others	2024	7	6	5	5	4	1	2	2	3	3	1	6	45	400%	45
	2023	-	-	-	-	-	-	1	-	1	1	2	4	9	▲	9

Filings by Case Category

Case Categories		Jan	Feb	Mar	Apr	May	Jun	Jul	Aug	Sep	Oct	Nov	Dec	Thru Dec	% Change	Total
Administrative Law	2024	-	-	-	-	-	-	1	-	1	-	-	-	2	100%	2
	2023	-	-	-	-	-	-	-	1	-	-	-	-	1	▲	1
Contested Divorce	2024	3	-	2	3	4	2	8	1	3	2	5	3	36	-23%	36
	2023	4	5	5	4	8	1	2	2	5	2	3	6	47	▼	47
Domestic and Family - Level 1	2024	3	-	2	3	3	11	-	3	9	-	-	-	34	-11%	34
	2023	-	1	10	4	1	2	7	5	-	2	2	4	38	▼	38
Domestic and Family - Level 2	2024	2	3	3	6	4	2	5	1	3	5	2	1	37	23%	37
	2023	4	3	5	5	1	2	3	1	2	-	2	2	30	▲	30
Felonies and Related Matters	2024	112	130	133	203	110	148	103	119	87	210	111	76	1,542	-8%	1,542
	2023	281	106	126	165	127	129	105	75	104	214	147	104	1,683	▼	1,683
General Civil - Level 1	2024	-	1	-	-	1	1	3	-	-	2	-	-	8	60%	8
	2023	-	-	-	-	2	-	-	2	-	1	-	-	5	▲	5
General Civil - Level 2	2024	5	6	6	8	12	8	7	9	10	8	4	7	90	7%	90
	2023	13	8	7	3	5	2	5	13	7	6	8	7	84	▲	84
General Civil - Level 3	2024	6	6	7	13	3	10	14	5	7	3	2	3	79	22%	79
	2023	4	5	9	8	3	5	1	4	11	9	3	3	65	▲	65
Miscellaneous Civil	2024	169	217	171	169	169	117	147	172	112	178	137	107	1,865	-10%	1,865
	2023	196	219	232	159	236	146	127	171	127	151	179	123	2,066	▼	2,066
Misdemeanor	2024	21	55	39	58	45	28	33	36	17	28	24	23	407	2%	407
	2023	16	36	32	36	41	35	27	39	46	16	47	28	399	▲	399
Other	2024	58	173	48	43	31	32	29	36	27	21	10	36	544	-12%	544
	2023	48	34	48	29	44	31	45	48	45	33	49	166	620	▼	620
Other Criminally Related Matters	2024	6	2	1	1	12	2	3	8	13	8	3	9	68	13%	68
	2023	-	2	9	-	2	7	-	21	1	-	8	10	60	▲	60
Probates/Wills & Trusts - Level 1	2024	-	1	-	-	1	-	-	1	1	1	-	-	5	-29%	5
	2023	2	-	-	-	1	-	1	1	1	-	1	-	7	▼	7
Probates/Wills & Trusts - Level 2	2024	2	5	3	-	1	2	2	1	-	6	-	3	25	-11%	25
	2023	-	5	4	3	1	1	3	3	1	5	1	1	28	▼	28
Protective Orders	2024	-	-	-	-	-	-	1	-	3	-	-	2	6	-63%	6
	2023	3	2	-	1	-	-	-	-	4	4	2	-	16	▼	16
Uncontested Divorce	2024	7	6	10	13	9	13	10	10	6	10	7	5	106	-9%	106
	2023	13	12	9	13	10	13	9	10	7	11	6	4	117	▼	117

This report reflects the case management system. Numbers will update as reports are refreshed and posted. The case types reported may not necessitate judicial involvement.

CPSS-CCMS-10.01 CASELOAD STATISTICS OF THE CIRCUIT COURTS

Bristol

January 2023 -- December 2024 Filings

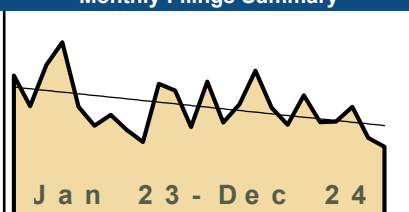
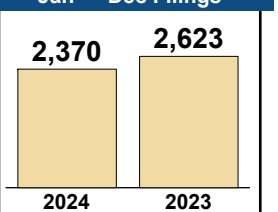
Alexandria and Fairfax Circuit are not Included in State Totals.

Dashboard	Monthly Filings Summary	Jan --- Dec Filings				
<p>Court: Bristol Circuit Start/End Date: Jan-23 / Dec-24 2023 Average Month: 226 Jan-Dec 2023: 2,708 Filings Trending: ▲</p> <p>Circuit/Court ID: 28 228520 Type of Case: Filings 2024 Average Month: 235 Jan-Dec 2024 : 2,819 Overall AVG. Month: 230</p>	<p>Jan 23 - Dec 24</p>	<table border="1" style="margin: auto;"> <tr> <td style="text-align: center; width: 50px;">2,819</td> <td style="text-align: center; width: 50px;">2,708</td> </tr> <tr> <td style="text-align: center; width: 50px;">2024</td> <td style="text-align: center; width: 50px;">2023</td> </tr> </table>	2,819	2,708	2024	2023
2,819	2,708					
2024	2023					

Filings by Division																
Divisions		Jan	Feb	Mar	Apr	May	Jun	Jul	Aug	Sep	Oct	Nov	Dec	Thru Dec	% Change	Total
Total	2024	205	300	256	240	225	213	265	260	212	277	204	162	2,819	4%	2,819
	2023	225	278	225	189	190	184	326	234	178	272	246	161	2,708	▲	2,708
Civil	2024	19	18	17	13	13	26	19	25	13	18	13	14	208	-6%	208
	2023	15	18	20	18	12	19	12	27	16	31	21	13	222	▼	222
Criminal	2024	111	203	174	141	169	140	114	170	147	199	155	108	1,831	18%	1,831
	2023	109	159	124	84	117	88	255	139	107	139	139	86	1,546	▲	1,546
Concealed Handgun Permits	2024	17	26	22	22	14	17	22	21	15	21	13	19	229	-18%	229
	2023	32	41	35	26	24	20	19	14	14	12	24	17	278	▼	278
Miscellaneous/Other	2024	58	53	43	63	29	30	110	44	37	39	23	21	550	-17%	550
	2023	69	60	46	60	37	56	40	54	41	90	62	45	660	▼	660
Others	2024	-	-	-	1	-	-	-	-	-	-	-	-	1	-50%	1
	2023	-	-	-	1	-	1	-	-	-	-	-	-	2	▼	2

Filings by Case Category																
Case Categories		Jan	Feb	Mar	Apr	May	Jun	Jul	Aug	Sep	Oct	Nov	Dec	Thru Dec	% Change	Total
Administrative Law	2024	-	-	-	-	-	-	1	1	-	-	-	1	3	50%	3
	2023	-	-	-	1	-	-	-	-	-	1	-	-	2	▲	2
Contested Divorce	2024	5	2	1	1	1	2	5	4	-	1	2	2	26	18%	26
	2023	1	1	4	1	-	3	2	4	1	2	2	1	22	▲	22
Domestic and Family - Level 1	2024	-	1	1	3	-	11	2	2	-	2	2	-	24	-25%	24
	2023	3	5	-	-	-	6	-	8	-	10	-	-	32	▼	32
Domestic and Family - Level 2	2024	-	1	1	2	-	-	5	-	1	3	-	-	13	-24%	13
	2023	4	1	2	3	-	2	-	-	-	3	1	1	17	▼	17
Felonies and Related Matters	2024	89	161	123	102	137	108	91	117	112	158	122	79	1,399	18%	1,399
	2023	89	133	88	66	95	56	201	103	80	107	99	66	1,183	▲	1,183
General Civil - Level 1	2024	-	-	-	-	-	-	1	1	-	-	-	-	2	0%	2
	2023	-	-	-	1	-	-	-	-	-	-	-	-	1	2	↔
General Civil - Level 2	2024	2	-	1	-	4	2	2	5	2	1	1	2	22	0%	22
	2023	4	2	2	2	1	1	-	1	-	2	3	4	22	↔	22
General Civil - Level 3	2024	7	6	2	6	4	5	15	1	-	3	-	4	53	-28%	53
	2023	9	4	3	8	2	-	3	11	4	19	9	2	74	▼	74
Miscellaneous Civil	2024	44	49	40	60	21	32	93	33	26	37	19	28	482	-8%	482
	2023	63	52	45	60	37	37	27	33	33	53	43	41	524	▼	524
Misdemeanor	2024	22	41	51	39	27	27	23	44	28	41	33	23	399	29%	399
	2023	14	26	25	18	18	29	48	32	23	32	26	19	310	▲	310
Other	2024	27	28	25	22	21	16	20	39	32	26	19	13	288	-27%	288
	2023	29	49	37	23	28	42	31	32	32	30	46	18	397	▼	397
Other Criminally Related Matters	2024	-	1	-	-	5	5	-	9	7	-	-	6	33	-39%	33
	2023	6	1	11	-	4	3	6	4	4	-	14	1	54	▼	54
Probates/Wills & Trusts - Level 1	2024	-	-	-	-	-	-	-	1	-	-	-	-	1	1	1
	2023	-	-	-	-	-	-	-	-	-	-	-	-	0	↔	0
Probates/Wills & Trusts - Level 2	2024	-	1	2	1	1	-	4	1	1	1	1	1	14	40%	14
	2023	-	-	2	1	-	1	1	-	-	2	-	3	10	▲	10
Protective Orders	2024	1	-	-	-	-	1	-	1	-	-	-	-	3	200%	3
	2023	-	-	-	-	1	-	-	-	-	-	-	-	1	▲	1
Uncontested Divorce	2024	8	9	9	4	4	4	3	1	3	4	5	3	57	-2%	57
	2023	3	4	6	5	4	4	7	6	1	11	3	4	58	▼	58

This report reflects the case management system. Numbers will update as reports are refreshed and posted. The case types reported may not necessitate judicial involvement.

Dashboard	Monthly Filings Summary	Jan --- Dec Filings
<p>Court: Buchanan Circuit Start/End Date: Jan-23 / Dec-24 2023 Average Month: 219 Jan-Dec 2023: 2,623 Filings Trending: ▼</p>	<p>Circuit/Court ID: 29 229027 Type of Case: Filings 2024 Average Month: 198 Jan-Dec 2024 : 2,370 Overall AVG. Month: 208</p>  <p style="text-align: center;">Jan 23 - Dec 24</p>	<p style="text-align: center;">2,370 2,623</p>  <p style="text-align: center;">2024 2023</p>

Filings by Division																
Divisions		Jan	Feb	Mar	Apr	May	Jun	Jul	Aug	Sep	Oct	Nov	Dec	Thru Dec	% Change	Total
Total	2024	255	177	212	276	205	173	229	178	179	207	148	131	2,370	-10%	2,370
	2023	267	208	287	330	207	171	192	163	140	251	238	169	2,623	▼	2,623
Civil	2024	11	37	14	8	21	35	6	25	22	16	9	13	217	1%	217
	2023	10	21	20	29	9	13	19	20	14	17	26	16	214	▲	214
Criminal	2024	164	75	112	217	115	87	173	100	93	133	73	71	1,413	-14%	1,413
	2023	196	130	171	255	86	102	114	71	75	177	158	112	1,647	▼	1,647
Concealed Handgun Permits	2024	57	47	75	42	56	39	40	42	50	52	52	41	593	-7%	593
	2023	49	43	81	40	99	45	51	63	42	46	46	35	640	▼	640
Miscellaneous/ Other	2024	23	18	11	9	13	12	10	11	12	6	14	6	145	20%	145
	2023	12	14	15	6	13	11	7	9	9	11	8	6	121	▲	121
Others	2024	-	-	-	-	-	-	-	-	2	-	-	-	2	100%	2
	2023	-	-	-	-	-	-	1	-	-	-	-	-	1	▲	1

Filings by Case Category																
Case Categories		Jan	Feb	Mar	Apr	May	Jun	Jul	Aug	Sep	Oct	Nov	Dec	Thru Dec	% Change	Total
Administrative Law	2024	-	-	-	-	-	-	-	-	-	1	-	-	1	-50%	1
	2023	-	-	1	-	-	-	-	-	-	-	-	-	1	2	▼
Aggravated Murder	2024	-	-	-	-	-	-	-	-	-	1	-	-	1	-50%	1
	2023	2	-	-	-	-	-	-	-	-	-	-	-	2	2	▼
Contested Divorce	2024	-	2	1	-	-	-	1	-	-	1	1	1	7	-65%	7
	2023	-	3	3	1	3	2	2	1	1	2	-	2	20	▼	20
Domestic and Family - Level 1	2024	1	13	3	-	6	23	-	13	1	-	-	5	65	81%	65
	2023	3	-	4	4	-	-	6	10	4	2	-	3	36	▲	36
Domestic and Family - Level 2	2024	2	4	1	1	1	-	1	1	2	1	1	2	17	-19%	17
	2023	2	2	2	2	1	2	3	2	1	1	2	1	21	▼	21
Felonies and Related Matters	2024	124	56	74	152	86	66	136	81	66	95	57	52	1,045	-16%	1,045
	2023	135	103	121	192	68	85	85	48	57	120	142	81	1,237	▼	1,237
General Civil - Level 1	2024	-	-	1	1	-	-	1	1	-	-	-	2	6	6	6
	2023	-	-	-	-	-	-	-	-	-	-	-	-	0	↔	0
General Civil - Level 2	2024	3	9	3	2	2	2	2	1	2	6	3	1	36	-18%	36
	2023	4	6	6	4	1	5	1	1	3	9	3	1	44	▼	44
General Civil - Level 3	2024	4	1	5	4	2	5	3	4	8	4	4	1	45	80%	45
	2023	1	8	1	-	2	2	1	2	2	-	3	3	25	▲	25
Miscellaneous Civil	2024	76	62	81	50	69	51	48	51	61	58	63	46	716	-3%	716
	2023	58	53	95	46	111	54	56	72	50	54	52	40	741	▼	741
Misdemeanor	2024	40	18	30	61	28	20	37	21	28	34	16	16	349	-8%	349
	2023	50	19	38	59	18	17	27	16	13	55	35	31	378	▼	378
Other	2024	1	-	-	-	1	-	-	-	2	-	-	-	4	33%	4
	2023	-	-	-	-	-	-	1	1	-	1	-	-	3	▲	3
Other Criminally Related Matters	2024	-	1	8	4	1	2	-	-	-	3	-	3	22	-65%	22
	2023	9	8	12	16	-	1	2	7	5	2	-	-	62	▼	62
Probates/Wills & Trusts - Level 1	2024	-	2	-	-	-	-	-	-	-	-	-	-	2	100%	2
	2023	-	-	-	-	-	1	-	-	-	-	-	-	1	▲	1
Probates/Wills & Trusts - Level 2	2024	1	-	2	-	3	-	-	1	3	1	-	-	11	22%	11
	2023	-	2	1	-	1	-	1	-	-	1	-	3	9	▲	9
Protective Orders	2024	-	2	1	-	-	2	-	-	2	-	-	-	7	250%	7
	2023	-	-	1	1	-	1	-	-	-	-	-	-	2	▲	2
Uncontested Divorce	2024	3	7	2	1	6	2	-	4	4	2	3	2	36	-10%	36
	2023	3	4	3	5	2	1	7	3	4	4	1	3	40	▼	40

This report reflects the case management system. Numbers will update as reports are refreshed and posted. The case types reported may not necessitate judicial involvement.

Dashboard		Monthly Filings Summary		Jan --- Dec Filings	
Court: Dickenson Circuit	Circuit/Court ID: 29 229051			1,321	1,339
Start/End Date: Jan-23 / Dec-24	Type of Case: Filings			2024	2023
2023 Average Month: 112	2024 Average Month: 110				
Jan-Dec 2023: 1,339	Jan-Dec 2024 : 1,321				
Filings Trending: ↔	Overall AVG. Month: 111				

Filings by Division																
Divisions		Jan	Feb	Mar	Apr	May	Jun	Jul	Aug	Sep	Oct	Nov	Dec	Thru Dec	% Change	Total
Total	2024	101	99	163	119	121	188	95	90	102	86	69	88	1,321	-1%	1,321
	2023	87	84	145	91	71	275	64	132	117	78	73	122	1,339	▼	1,339
Civil	2024	6	13	10	12	13	16	11	14	8	8	8	13	132	-27%	132
	2023	14	19	22	19	16	11	10	22	8	13	4	22	180	▼	180
Criminal	2024	44	26	80	50	33	136	41	23	40	34	10	29	546	-7%	546
	2023	28	16	58	26	28	224	27	45	63	20	21	30	586	▼	586
Concealed Handgun Permits	2024	38	33	48	42	46	15	27	39	33	38	39	34	432	13%	432
	2023	32	41	48	41	17	24	17	42	30	28	36	26	382	▲	382
Miscellaneous/ Other	2024	11	26	25	15	29	21	16	14	21	6	12	12	208	9%	208
	2023	13	8	16	5	10	16	10	23	16	17	12	44	190	▲	190
Others	2024	2	1	-	-	-	-	-	-	-	-	-	-	3	200%	3
	2023	-	-	1	-	-	-	-	-	-	-	-	-	1	▲	1

Filings by Case Category																
Case Categories		Jan	Feb	Mar	Apr	May	Jun	Jul	Aug	Sep	Oct	Nov	Dec	Thru Dec	% Change	Total
Administrative Law	2024	-	-	1	-	-	-	1	-	-	-	-	-	2	2	2
	2023	-	-	-	-	-	-	-	-	-	-	-	-	0	↔	0
Aggravated Murder	2024	-	-	-	-	-	-	-	-	-	-	-	-	0	-100%	0
	2023	-	-	3	-	-	-	-	-	-	-	-	-	3	▼	3
Contested Divorce	2024	1	1	1	3	3	4	2	-	-	-	-	1	16	-16%	16
	2023	1	1	1	1	2	1	3	4	1	2	-	2	19	▼	19
Domestic and Family - Level 1	2024	-	1	-	1	1	5	-	1	4	1	-	2	16	0%	16
	2023	-	2	2	2	1	1	-	1	2	-	-	5	16	↔	16
Domestic and Family - Level 2	2024	-	1	2	1	1	-	-	1	-	-	-	4	10	-50%	10
	2023	-	2	2	7	1	-	2	2	-	-	1	3	20	▼	20
Felonies and Related Matters	2024	44	22	76	48	26	113	36	21	33	25	8	21	473	2%	473
	2023	23	15	55	25	25	165	22	32	48	18	15	22	465	▲	465
General Civil - Level 2	2024	2	2	1	2	1	3	2	1	-	-	-	-	14	-42%	14
	2023	2	2	4	1	4	-	1	1	1	2	1	5	24	▼	24
General Civil - Level 3	2024	2	2	4	1	2	-	1	5	1	1	3	1	23	-44%	23
	2023	5	4	5	2	3	1	-	8	5	1	2	5	41	▼	41
Miscellaneous Civil	2024	44	42	54	47	57	23	29	46	37	41	46	35	501	13%	501
	2023	39	42	52	44	21	31	21	48	36	35	43	33	445	▲	445
Misdemeanor	2024	-	4	4	2	5	21	5	-	6	7	2	8	64	-42%	64
	2023	5	-	-	1	2	63	2	10	15	2	4	7	111	▼	111
Other	2024	6	18	18	10	18	13	14	6	17	3	6	11	140	18%	140
	2023	6	6	11	2	6	8	7	16	9	10	4	34	119	▲	119
Other Criminally Related Matters	2024	-	-	-	-	2	2	-	2	1	2	-	-	9	-25%	9
	2023	-	1	-	-	1	1	3	3	-	-	2	1	12	▼	12
Probates/Wills & Trusts - Level 1	2024	-	-	-	-	-	2	-	-	-	-	-	-	2	100%	2
	2023	1	-	-	-	-	-	-	-	-	-	-	-	1	▲	1
Probates/Wills & Trusts - Level 2	2024	-	-	-	-	-	-	1	-	1	1	-	2	5	-55%	5
	2023	1	3	-	1	-	-	-	3	-	1	1	1	11	▼	11
Protective Orders	2024	-	-	-	-	-	1	1	1	-	-	-	1	4	4	4
	2023	-	-	-	-	-	-	-	-	-	-	-	-	0	↔	0
Uncontested Divorce	2024	2	6	2	4	5	1	3	6	2	5	4	2	42	-19%	42
	2023	4	6	10	5	5	4	3	4	-	7	-	4	52	▼	52

This report reflects the case management system. Numbers will update as reports are refreshed and posted. The case types reported may not necessitate judicial involvement.

Dashboard				Monthly Filings Summary				Jan --- Dec Filings							
Court: Russell Circuit Start/End Date: Jan-23 / Dec-24 2023 Average Month: 217 Jan-Dec 2023: 2,607 Filings Trending: ▲		Circuit/Court ID: 29 229167 Type of Case: Filings 2024 Average Month: 236 Jan-Dec 2024 : 2,832 Overall AVG. Month: 227		<p style="text-align: center; font-weight: bold; color: white;">Jan 23 - Dec 24</p>				<table border="1" style="width:100%; border-collapse: collapse;"> <tr> <td style="text-align: center; width: 50%;">2,832</td> <td style="text-align: center; width: 50%;">2,607</td> </tr> <tr> <td style="text-align: center;">2024</td> <td style="text-align: center;">2023</td> </tr> </table>				2,832	2,607	2024	2023
2,832	2,607														
2024	2023														

Filings by Division																
Divisions		Jan	Feb	Mar	Apr	May	Jun	Jul	Aug	Sep	Oct	Nov	Dec	Thru Dec	% Change	Total
Total	2024	217	289	261	293	249	195	200	195	207	226	301	199	2,832	9%	2,832
	2023	238	225	284	176	264	257	203	244	176	232	154	154	2,607	▲	2,607
Civil	2024	15	26	18	34	16	25	20	22	22	28	24	19	269	-17%	269
	2023	27	28	41	17	24	39	20	29	22	26	23	27	323	▼	323
Criminal	2024	100	144	106	108	82	57	71	57	99	55	184	87	1,150	1%	1,150
	2023	102	76	108	54	124	119	110	127	75	121	71	50	1,137	▲	1,137
Concealed Handgun Permits	2024	71	94	107	102	100	77	78	82	54	102	61	66	994	32%	994
	2023	71	82	94	83	67	65	48	47	47	53	46	49	752	▲	752
Miscellaneous/ Other	2024	31	25	30	49	51	36	31	34	32	41	32	27	419	6%	419
	2023	38	39	41	22	49	34	25	41	32	32	14	28	395	▲	395

Filings by Case Category																
Case Categories		Jan	Feb	Mar	Apr	May	Jun	Jul	Aug	Sep	Oct	Nov	Dec	Thru Dec	% Change	Total
Contested Divorce	2024	1	5	3	3	3	1	6	3	2	4	-	5	36	-5%	36
	2023	2	2	4	4	2	4	1	1	1	7	4	6	38	▼	38
Domestic and Family - Level 1	2024	7	3	-	4	-	3	2	3	3	-	3	3	31	-21%	31
	2023	1	5	2	1	4	9	6	4	3	-	2	2	39	▼	39
Domestic and Family - Level 2	2024	1	1	2	-	3	3	-	3	-	7	2	2	24	-27%	24
	2023	2	2	17	3	3	1	-	-	2	1	2	-	33	▼	33
Felonies and Related Matters	2024	67	120	98	76	60	48	52	34	68	36	122	57	838	2%	838
	2023	68	63	84	41	94	82	75	99	47	80	56	32	821	▲	821
General Civil - Level 1	2024	-	-	-	-	-	2	-	-	-	-	-	-	2	-33%	2
	2023	1	-	1	-	-	-	-	-	1	-	-	-	3	▼	3
General Civil - Level 2	2024	1	4	3	6	2	3	2	2	1	3	1	1	29	4%	29
	2023	3	3	4	2	3	1	1	2	3	1	1	4	28	▲	28
General Civil - Level 3	2024	3	4	3	5	3	6	5	5	7	7	7	3	58	-31%	58
	2023	6	10	6	5	7	10	5	6	7	8	4	10	84	▼	84
Miscellaneous Civil	2024	79	101	117	116	114	86	84	92	62	112	67	76	1,106	30%	1,106
	2023	77	94	105	91	78	72	52	60	54	64	50	56	853	▲	853
Misdemeanor	2024	31	20	4	31	20	9	15	21	28	13	60	29	281	-3%	281
	2023	32	11	24	13	22	35	33	29	26	35	14	15	289	▼	289
Other	2024	22	18	20	35	37	27	23	22	24	31	26	18	303	8%	303
	2023	30	25	28	14	35	26	20	28	25	19	11	20	281	▲	281
Other Criminally Related Matters	2024	2	4	5	1	2	-	4	2	4	7	3	1	35	25%	35
	2023	2	2	-	-	8	2	2	-	2	6	1	3	28	▲	28
Probates/Wills & Trusts - Level 1	2024	-	-	-	-	-	-	-	-	-	-	-	-	0	-100%	0
	2023	-	-	-	-	-	-	-	-	1	2	-	-	3	▼	3
Probates/Wills & Trusts - Level 2	2024	2	1	-	4	-	2	1	3	1	2	3	1	20	18%	20
	2023	1	-	1	1	1	5	3	1	2	1	1	-	17	▲	17
Uncontested Divorce	2024	1	8	6	12	5	5	6	5	7	4	7	3	69	-23%	69
	2023	13	8	8	1	7	10	5	13	1	10	8	6	90	▼	90

This report reflects the case management system. Numbers will update as reports are refreshed and posted. The case types reported may not necessitate judicial involvement.

Dashboard		Monthly Filings Summary		Jan --- Dec Filings		
Court: Tazewell Circuit	Circuit/Court ID: 29 229185			5,692	5,959	
Start/End Date: Jan-23 / Dec-24	Type of Case: Filings				2024	2023
2023 Average Month: 497	2024 Average Month: 474					
Jan-Dec 2023: 5,959	Jan-Dec 2024 : 5,692					
Filings Trending: ▼	Overall AVG. Month: 485					

Filings by Division																
Divisions		Jan	Feb	Mar	Apr	May	Jun	Jul	Aug	Sep	Oct	Nov	Dec	Thru Dec	% Change	Total
Total	2024	429	485	663	424	566	476	522	479	523	355	385	385	5,692	-4%	5,692
	2023	458	488	766	357	485	416	779	566	424	400	435	385	5,959	▼	5,959
Civil	2024	28	47	48	48	35	32	35	43	27	36	42	41	462	-6%	462
	2023	35	40	49	39	54	40	49	57	38	31	32	25	489	▼	489
Criminal	2024	249	240	394	156	339	310	294	293	355	158	220	180	3,188	-11%	3,188
	2023	269	215	465	160	294	226	582	366	270	232	266	228	3,573	▼	3,573
Concealed Handgun Permits	2024	94	146	168	147	131	84	131	97	101	112	93	105	1,409	6%	1,409
	2023	99	178	210	113	101	96	88	95	73	97	96	88	1,334	▲	1,334
Miscellaneous/ Other	2024	58	51	52	73	59	50	60	44	39	49	28	58	621	11%	621
	2023	55	54	42	45	36	54	60	47	43	40	41	44	561	▲	561
Others	2024	-	1	1	-	2	-	2	2	1	-	2	1	12	500%	12
	2023	-	1	-	-	-	-	-	1	-	-	-	-	2	▲	2

Filings by Case Category																
Case Categories		Jan	Feb	Mar	Apr	May	Jun	Jul	Aug	Sep	Oct	Nov	Dec	Thru Dec	% Change	Total
Administrative Law	2024	-	-	-	-	-	-	1	2	1	1	-	-	5	400%	5
	2023	-	-	-	-	-	-	-	-	-	-	-	-	1	▲	1
Aggravated Murder	2024	-	-	-	-	-	-	-	-	-	-	-	-	0	-100%	0
	2023	-	-	-	-	-	-	1	1	1	-	-	-	3	▼	3
Contested Divorce	2024	1	5	2	3	8	5	5	5	5	8	5	4	56	-19%	56
	2023	7	6	9	7	3	3	5	7	4	8	3	7	69	▼	69
Domestic and Family - Level 1	2024	-	12	20	8	-	1	2	2	1	-	4	7	57	-37%	57
	2023	10	6	5	9	15	7	6	19	9	-	1	3	90	▼	90
Domestic and Family - Level 2	2024	2	5	4	2	3	2	3	2	3	5	7	5	43	34%	43
	2023	-	2	5	1	5	6	4	2	-	2	3	2	32	▲	32
Felonies and Related Matters	2024	175	181	270	119	243	262	210	230	288	116	146	123	2,363	-9%	2,363
	2023	188	169	300	123	232	176	481	295	134	181	169	160	2,608	▼	2,608
General Civil - Level 1	2024	-	-	-	-	-	1	-	-	-	-	-	-	1	-86%	1
	2023	1	-	-	1	1	-	1	-	-	2	-	1	7	▼	7
General Civil - Level 2	2024	4	8	4	9	5	5	3	7	4	8	5	8	70	4%	70
	2023	3	4	9	2	9	6	4	6	10	3	6	5	67	▲	67
General Civil - Level 3	2024	3	6	2	8	4	7	5	3	-	2	4	5	49	40%	49
	2023	6	4	3	2	2	1	2	4	3	2	5	1	35	▲	35
Miscellaneous Civil	2024	108	167	187	164	165	95	145	118	114	134	103	117	1,617	6%	1,617
	2023	113	204	230	128	112	114	99	106	93	112	113	98	1,522	▲	1,522
Misdemeanor	2024	72	55	122	36	95	43	84	60	67	41	73	57	805	-15%	805
	2023	79	42	159	40	63	46	105	69	135	51	91	63	943	▼	943
Other	2024	45	33	33	57	30	33	48	26	28	26	19	45	423	10%	423
	2023	40	28	20	32	28	37	52	37	23	25	25	37	384	▲	384
Other Criminally Related Matters	2024	3	4	6	1	2	5	3	4	-	3	5	1	37	-8%	37
	2023	2	4	7	-	1	4	4	3	3	1	6	5	40	▼	40
Probates/Wills & Trusts - Level 1	2024	-	-	-	-	-	1	-	1	-	2	-	-	4	-20%	4
	2023	-	-	1	-	-	3	-	-	-	-	1	-	5	▼	5
Probates/Wills & Trusts - Level 2	2024	4	3	4	7	2	3	3	4	2	1	5	4	42	45%	42
	2023	3	6	1	-	2	2	3	5	1	2	4	-	29	▲	29
Protective Orders	2024	-	-	-	-	-	-	-	2	-	-	-	-	2	2	2
	2023	-	-	-	-	-	-	-	-	-	-	-	-	0	↔	0
Uncontested Divorce	2024	12	6	9	10	9	13	10	13	10	8	9	9	118	-5%	118
	2023	6	13	17	12	12	11	12	12	8	10	8	3	124	▼	124

This report reflects the case management system. Numbers will update as reports are refreshed and posted. The case types reported may not necessitate judicial involvement.

Dashboard		Circuit/Court ID: 30 230105	
Court: Lee Circuit	Start/End Date: Jan-23 / Dec-24	Type of Case: Filings	2024 Average Month: 188
2023 Average Month: 219	Jan-Dec 2023: 2,631	Jan-Dec 2024 : 2,258	Overall AVG. Month: 204
Filings Trending: ▼			

Monthly Filings Summary

Jan 23 - Dec 24

Jan --- Dec Filings

2,258	2,631
2024	2023

Filings by Division																
Divisions		Jan	Feb	Mar	Apr	May	Jun	Jul	Aug	Sep	Oct	Nov	Dec	Thru Dec	% Change	Total
Total	2024	103	259	221	213	169	215	169	174	208	200	163	164	2,258	-14%	2,258
	2023	285	186	312	173	160	223	197	267	255	212	184	177	2,631	▼	2,631
Civil	2024	14	23	22	25	24	24	20	13	12	20	17	20	234	-20%	234
	2023	23	19	28	23	40	20	23	30	24	27	18	18	293	▼	293
Criminal	2024	42	143	135	129	75	144	97	113	144	101	107	99	1,329	-17%	1,329
	2023	192	94	196	95	68	131	111	174	187	125	106	129	1,608	▼	1,608
Concealed Handgun Permits	2024	34	72	44	34	50	37	39	33	40	64	33	35	515	-7%	515
	2023	51	59	75	42	39	51	40	44	36	47	40	27	551	▼	551
Miscellaneous/ Other	2024	13	21	20	25	20	10	13	13	12	15	6	9	177	1%	177
	2023	18	14	13	13	13	19	23	19	8	13	20	3	176	▲	176
Others	2024	-	-	-	-	-	-	-	2	-	-	-	1	3	0%	3
	2023	1	-	-	-	-	2	-	-	-	-	-	-	3	↔	3

Filings by Case Category																
Case Categories		Jan	Feb	Mar	Apr	May	Jun	Jul	Aug	Sep	Oct	Nov	Dec	Thru Dec	% Change	Total
Administrative Law	2024	-	-	-	-	-	-	-	-	-	1	-	-	1	1	1
	2023	-	-	-	-	-	-	-	-	-	-	-	-	0	↔	0
Contested Divorce	2024	-	3	3	2	1	3	-	2	-	1	2	1	18	-55%	18
	2023	2	4	6	4	4	2	5	5	1	3	4	-	40	▼	40
Domestic and Family - Level 1	2024	2	4	1	-	1	2	1	-	-	1	-	12	24	-68%	24
	2023	3	3	5	9	21	7	-	5	6	8	-	7	74	▼	74
Domestic and Family - Level 2	2024	-	3	2	5	6	4	3	3	2	3	3	1	35	35%	35
	2023	1	5	-	1	1	3	5	2	-	1	3	4	26	▲	26
Felonies and Related Matters	2024	26	117	116	99	54	132	85	94	128	73	92	85	1,101	-13%	1,101
	2023	163	75	137	74	47	108	83	148	142	107	87	98	1,269	▼	1,269
General Civil - Level 1	2024	-	-	-	-	-	1	1	-	-	-	-	1	3	200%	3
	2023	-	-	-	-	-	-	-	-	-	-	1	-	1	▲	1
General Civil - Level 2	2024	8	2	4	2	7	1	6	-	-	3	3	1	37	48%	37
	2023	3	1	2	4	1	3	2	-	3	4	2	-	25	▲	25
General Civil - Level 3	2024	1	2	3	3	3	-	2	-	5	2	1	-	22	16%	22
	2023	5	2	-	-	-	2	1	4	1	1	2	1	19	▲	19
Miscellaneous Civil	2024	44	87	56	55	65	49	49	45	47	77	38	43	655	-5%	655
	2023	65	70	93	53	46	60	59	59	48	59	50	31	693	▼	693
Misdemeanor	2024	12	25	17	29	20	8	11	14	16	23	16	11	202	-33%	202
	2023	28	16	51	19	18	19	26	25	39	16	17	28	302	▼	302
Other	2024	4	6	10	9	5	2	3	5	3	1	2	1	51	-29%	51
	2023	9	4	3	5	8	11	9	6	1	4	10	2	72	▼	72
Other Criminally Related Matters	2024	4	1	3	1	1	4	1	5	-	5	-	3	28	-26%	28
	2023	1	3	8	2	4	4	2	1	6	2	2	3	38	▼	38
Probates/Wills & Trusts - Level 1	2024	-	-	-	-	-	-	-	-	-	-	-	-	0	-100%	0
	2023	-	-	-	-	-	1	1	-	-	-	-	-	2	▼	2
Probates/Wills & Trusts - Level 2	2024	-	3	2	2	2	4	1	1	-	2	2	3	22	22%	22
	2023	1	1	-	1	1	-	1	4	1	3	3	2	18	▲	18
Protective Orders	2024	-	-	-	-	-	-	-	-	-	-	-	2	2	-33%	2
	2023	-	-	-	-	-	-	-	3	-	-	-	-	3	▼	3
Uncontested Divorce	2024	2	6	4	6	4	5	6	5	7	8	3	1	57	16%	57
	2023	4	2	7	1	9	3	3	5	7	3	4	1	49	▲	49

This report reflects the case management system. Numbers will update as reports are refreshed and posted. The case types reported may not necessitate judicial involvement.

CPSS-CCMS-10.01 CASELOAD STATISTICS OF THE CIRCUIT COURTS

Scott

January 2023 -- December 2024 Filings


Alexandria and Fairfax Circuit are not Included in State Totals.

Dashboard

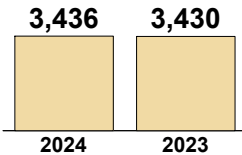
Court: Scott Circuit
Start/End Date: Jan-23 / Dec-24
2023 Average Month: 286
Jan-Dec 2023: 3,430
Filings Trending: ↔

Circuit/Court ID: 30 230169
Type of Case: Filings
2024 Average Month: 286
Jan-Dec 2024 : 3,436
Overall AVG. Month: 286

Monthly Filings Summary



Jan --- Dec Filings



Filings by Division

Divisions		Jan	Feb	Mar	Apr	May	Jun	Jul	Aug	Sep	Oct	Nov	Dec	Thru Dec	% Change	Total
Total	2024	336	298	443	185	371	177	369	222	296	262	254	223	3,436	0%	3,436
	2023	357	364	328	191	306	315	167	302	292	332	247	229	3,430	▲	3,430
Civil	2024	15	18	16	12	22	13	19	12	13	27	15	14	196	-18%	196
	2023	18	17	23	14	21	27	20	31	16	22	16	13	238	▼	238
Criminal	2024	234	211	303	94	271	104	277	144	239	158	181	154	2,370	2%	2,370
	2023	248	240	211	111	224	225	85	198	210	225	180	164	2,321	▲	2,321
Concealed Handgun Permits	2024	66	59	111	64	65	51	51	57	33	65	48	48	718	-3%	718
	2023	83	103	87	60	49	50	51	53	51	64	42	45	738	▼	738
Miscellaneous/Other	2024	19	9	13	15	12	9	22	9	11	12	10	7	148	18%	148
	2023	8	4	7	6	10	13	11	17	15	20	8	6	125	▲	125
Others	2024	2	1	-	-	1	-	-	-	-	-	-	-	4	-50%	4
	2023	-	-	-	-	2	-	-	3	-	1	1	1	8	▼	8

Filings by Case Category

Case Categories		Jan	Feb	Mar	Apr	May	Jun	Jul	Aug	Sep	Oct	Nov	Dec	Thru Dec	% Change	Total
Aggravated Murder	2024	-	1	-	-	-	-	-	-	-	-	-	-	1	-50%	1
	2023	-	-	2	-	-	-	-	-	-	-	-	-	2	▼	2
Contested Divorce	2024	2	3	4	2	2	1	3	1	2	3	3	4	30	-6%	30
	2023	3	2	5	2	2	4	2	6	2	2	1	1	32	▼	32
Domestic and Family - Level 1	2024	2	4	3	-	2	-	-	-	-	8	1	1	21	110%	21
	2023	-	-	1	2	2	1	-	1	-	-	-	1	10	▲	10
Domestic and Family - Level 2	2024	-	1	2	2	1	-	1	3	-	1	2	1	14	-30%	14
	2023	4	-	3	-	2	3	3	1	-	3	-	1	20	▼	20
Felonies and Related Matters	2024	175	150	239	62	199	85	193	102	202	116	137	118	1,778	3%	1,778
	2023	192	184	144	79	165	159	62	137	183	151	130	146	1,732	▲	1,732
General Civil - Level 1	2024	-	-	-	1	-	-	-	-	-	1	1	1	4	33%	4
	2023	-	-	1	-	1	-	-	1	-	-	-	-	3	▲	3
General Civil - Level 2	2024	4	3	2	2	4	5	7	2	-	4	-	1	34	-23%	34
	2023	1	3	1	2	2	7	6	3	4	7	5	3	44	▼	44
General Civil - Level 3	2024	-	-	2	4	2	6	3	4	2	6	1	2	32	-29%	32
	2023	4	5	5	4	1	5	5	8	3	1	2	2	45	▼	45
Miscellaneous Civil	2024	85	67	121	73	74	57	70	64	44	75	56	56	842	0%	842
	2023	90	107	92	65	58	58	59	71	63	82	48	50	843	▼	843
Misdemeanor	2024	58	58	63	26	68	15	73	41	35	39	41	32	549	0%	549
	2023	53	53	58	30	55	65	25	55	23	69	49	15	550	▼	550
Other	2024	2	2	1	3	3	-	-	-	1	2	2	-	16	-27%	16
	2023	-	-	-	1	4	2	2	4	1	3	2	3	22	▼	22
Other Criminally Related Matters	2024	1	2	1	6	4	4	11	1	5	3	3	4	45	5%	45
	2023	4	3	7	2	4	3	-	6	4	5	2	3	43	▲	43
Probates/Wills & Trusts - Level 1	2024	-	-	-	-	-	-	-	-	-	-	-	-	0	-100%	0
	2023	-	-	-	-	-	-	-	-	1	-	-	-	1	▼	1
Probates/Wills & Trusts - Level 2	2024	1	3	-	2	7	1	2	-	-	-	-	3	19	58%	19
	2023	-	-	1	-	-	2	-	1	6	1	1	-	12	▲	12
Protective Orders	2024	-	-	-	-	-	-	-	-	-	-	-	-	0	-100%	0
	2023	-	-	-	-	-	-	-	-	-	-	-	1	1	▼	1
Uncontested Divorce	2024	6	4	5	2	5	3	6	4	5	4	4	3	51	-27%	51
	2023	6	7	8	4	10	6	3	8	2	8	6	2	70	▼	70

This report reflects the case management system. Numbers will update as reports are refreshed and posted. The case types reported may not necessitate judicial involvement.

CPSS-CCMS-10.01 CASELOAD STATISTICS OF THE CIRCUIT COURTS

Wise

January 2023 -- December 2024 Filings

Alexandria and Fairfax Circuit are not Included in State Totals.

Dashboard	Monthly Filings Summary	Jan --- Dec Filings
Court: Wise Circuit Start/End Date: Jan-23 / Dec-24 2023 Average Month: 316 Jan-Dec 2023: 3,795 Filings Trending: ↔	Circuit/Court ID: 30 230195 Type of Case: Filings 2024 Average Month: 309 Jan-Dec 2024 : 3,704 Overall AVG. Month: 312	

Filings by Division																
Divisions		Jan	Feb	Mar	Apr	May	Jun	Jul	Aug	Sep	Oct	Nov	Dec	Thru Dec	% Change	Total
Total	2024	279	386	368	450	282	235	277	237	434	272	226	258	3,704	-2%	3,704
	2023	312	322	471	279	322	294	255	471	264	319	273	213	3,795	▼	3,795
Civil	2024	21	51	25	79	45	35	34	26	19	40	28	25	428	13%	428
	2023	32	40	44	26	27	24	21	41	28	39	24	32	378	▲	378
Criminal	2024	160	220	208	234	133	89	154	97	343	129	116	170	2,053	-1%	2,053
	2023	158	125	265	136	154	140	147	322	160	168	181	110	2,066	▼	2,066
Concealed Handgun Permits	2024	72	90	104	95	70	77	66	68	54	73	59	41	869	-17%	869
	2023	104	134	131	83	115	96	71	77	56	84	46	56	1,053	▼	1,053
Miscellaneous/ Other	2024	26	25	31	42	34	34	23	46	18	30	23	22	354	19%	354
	2023	18	23	31	34	26	34	16	31	20	28	22	15	298	▲	298

Filings by Case Category																
Case Categories		Jan	Feb	Mar	Apr	May	Jun	Jul	Aug	Sep	Oct	Nov	Dec	Thru Dec	% Change	Total
Administrative Law	2024	-	1	-	1	-	-	-	-	-	-	-	-	2	100%	2
	2023	-	-	-	-	-	1	-	-	-	-	-	-	1	▲	1
Aggravated Murder	2024	-	-	-	-	1	-	-	-	-	-	-	1	2	100%	2
	2023	-	-	-	-	-	1	-	-	-	-	-	-	1	▲	1
Contested Divorce	2024	2	5	9	9	4	6	3	2	1	2	2	2	47	-23%	47
	2023	7	7	8	6	2	4	4	4	3	5	1	10	61	▼	61
Domestic and Family - Level 1	2024	9	10	3	11	17	8	3	3	1	21	1	5	92	37%	92
	2023	2	4	9	9	6	4	5	8	2	10	6	2	67	▲	67
Domestic and Family - Level 2	2024	2	6	2	4	4	5	5	1	2	-	2	1	34	-26%	34
	2023	5	6	4	-	9	1	3	6	2	4	3	3	46	▼	46
Felonies and Related Matters	2024	127	192	125	207	96	66	123	82	315	96	65	145	1,639	11%	1,639
	2023	107	87	189	100	119	99	98	265	122	109	100	79	1,474	▲	1,474
General Civil - Level 1	2024	1	1	1	1	1	1	-	1	-	1	1	1	10	11%	10
	2023	-	1	1	-	1	-	-	3	1	-	-	2	9	▲	9
General Civil - Level 2	2024	4	7	5	13	11	10	9	23	4	13	14	4	117	86%	117
	2023	1	2	3	9	2	11	3	11	4	5	5	7	63	▲	63
General Civil - Level 3	2024	2	4	5	5	7	7	7	9	4	6	6	2	64	64%	64
	2023	3	3	8	5	3	4	1	1	1	3	6	1	39	▲	39
Miscellaneous Civil	2024	91	109	127	117	86	93	78	85	64	89	71	56	1,066	-14%	1,066
	2023	119	154	151	98	135	115	84	91	69	102	62	64	1,244	▼	1,244
Misdemeanor	2024	33	25	82	61	34	23	32	15	28	31	50	24	438	-18%	438
	2023	48	32	72	32	31	38	44	55	28	58	73	26	537	▼	537
Other	2024	2	2	-	4	4	6	1	-	3	2	1	-	25	-22%	25
	2023	-	1	1	7	1	3	1	5	3	6	2	2	32	▼	32
Other Criminally Related Matters	2024	-	4	1	5	4	1	2	2	3	2	1	3	28	-54%	28
	2023	4	6	6	4	4	4	5	4	10	1	8	5	61	▼	61
Probates/Wills & Trusts - Level 1	2024	-	1	-	-	1	-	-	-	-	-	-	-	2	100%	2
	2023	-	-	-	-	-	-	-	-	1	-	-	-	1	▲	1
Probates/Wills & Trusts - Level 2	2024	2	3	-	1	1	-	4	5	1	2	3	2	24	-20%	24
	2023	5	3	2	2	3	-	1	3	2	1	3	5	30	▼	30
Protective Orders	2024	-	-	-	-	-	-	-	-	1	-	1	1	3	3	3
	2023	-	-	-	-	-	-	-	-	-	-	-	-	0	↔	0
Uncontested Divorce	2024	4	16	8	11	11	9	10	9	7	7	8	11	111	-14%	111
	2023	11	16	17	7	6	9	6	15	16	15	4	7	129	▼	129

This report reflects the case management system. Numbers will update as reports are refreshed and posted. The case types reported may not necessitate judicial involvement.

CPSS-CCMS-10.01 CASELOAD STATISTICS OF THE CIRCUIT COURTS

January 2023 -- December 2024 Filings

Alexandria and Fairfax Circuit are not Included in State Totals.

Dashboard		Monthly Filings Summary		Jan --- Dec Filings	
Court: Prince William Circuit	Circuit/Court ID: 31 231153	<p>Jan 23 - Dec 24</p>		<div style="display: flex; justify-content: space-around;"> <div style="text-align: center;"> <p>20,250</p> <p>2024</p> </div> <div style="text-align: center;"> <p>20,796</p> <p>2023</p> </div> </div>	
Start/End Date: Jan-23 / Dec-24	Type of Case: Filings				
2023 Average Month: 1,733	2024 Average Month: 1,688				
Jan-Dec 2023: 20,796	Jan-Dec 2024 : 20,250				
Filings Trending: ▼	Overall AVG. Month: 1,710				

Filings by Division																
Divisions		Jan	Feb	Mar	Apr	May	Jun	Jul	Aug	Sep	Oct	Nov	Dec	Thru Dec	% Change	Total
Total	2024	1,629	1,862	1,805	1,807	1,662	1,606	1,578	1,760	1,587	1,770	1,713	1,471	20,250	-3%	20,250
	2023	2,362	1,991	1,905	1,555	1,645	1,642	1,486	1,739	1,671	1,774	1,498	1,528	20,796	▼	20,796
Civil	2024	254	372	403	290	296	311	276	362	311	367	387	267	3,896	14%	3,896
	2023	255	263	315	249	273	273	251	336	280	326	300	283	3,404	▲	3,404
Criminal	2024	326	434	361	540	406	359	338	373	368	344	443	339	4,631	12%	4,631
	2023	265	372	379	275	336	349	324	419	410	302	291	425	4,147	▲	4,147
Concealed Handgun Permits	2024	505	528	565	461	449	414	405	488	445	531	434	504	5,729	-13%	5,729
	2023	728	631	634	547	551	497	474	483	472	630	473	436	6,556	▼	6,556
Miscellaneous/ Other	2024	537	526	469	510	502	519	551	530	459	521	442	353	5,919	-11%	5,919
	2023	1,109	722	568	475	483	515	432	499	499	509	429	379	6,619	▼	6,619
Others	2024	7	2	7	6	9	3	8	7	4	7	7	8	75	7%	75
	2023	5	3	9	9	2	8	5	2	10	7	5	5	70	▲	70

Filings by Case Category																
Case Categories		Jan	Feb	Mar	Apr	May	Jun	Jul	Aug	Sep	Oct	Nov	Dec	Thru Dec	% Change	Total
Administrative Law	2024	1	2	2	1	3	3	2	4	2	6	2	1	29	12%	29
	2023	2	3	3	-	3	6	-	4	1	2	1	1	26	▲	26
Aggravated Murder	2024	1	-	1	-	-	-	-	-	1	-	-	8	11	-39%	11
	2023	-	-	-	5	-	-	1	-	2	2	-	8	18	▼	18
Contested Divorce	2024	26	27	20	33	32	36	35	35	32	30	32	25	363	-4%	363
	2023	37	28	41	26	26	31	29	42	36	34	28	22	380	▼	380
Domestic and Family - Level 1	2024	19	28	38	26	21	19	20	17	37	36	23	22	306	13%	306
	2023	22	21	31	20	21	18	20	28	16	30	16	27	270	▲	270
Domestic and Family - Level 2	2024	51	100	161	46	47	57	48	83	32	59	118	34	836	75%	836
	2023	19	29	33	18	32	30	34	46	43	71	66	58	479	▲	479
Felonies and Related Matters	2024	175	177	157	267	165	145	150	138	176	149	242	139	2,080	9%	2,080
	2023	114	176	179	137	162	149	128	205	183	128	119	223	1,903	▲	1,903
General Civil - Level 1	2024	1	1	4	1	3	2	2	5	5	1	3	4	32	-11%	32
	2023	5	3	5	5	3	-	4	2	3	1	1	4	36	▼	36
General Civil - Level 2	2024	65	90	65	74	78	91	83	106	86	101	77	70	986	14%	986
	2023	57	65	78	71	67	64	62	98	86	67	83	68	866	▲	866
General Civil - Level 3	2024	18	31	31	22	31	15	20	27	19	32	26	24	296	-5%	296
	2023	20	24	33	32	30	31	16	19	19	35	24	29	312	▼	312
Miscellaneous Civil	2024	713	756	803	703	669	699	720	764	669	798	692	741	8,727	-7%	8,727
	2023	978	847	929	760	777	745	692	736	721	878	702	637	9,402	▼	9,402
Misdemeanor	2024	87	116	89	115	157	103	99	116	90	112	111	110	1,305	21%	1,305
	2023	88	121	85	66	91	85	86	94	88	94	90	93	1,081	▲	1,081
Other	2024	318	272	215	246	263	218	223	243	215	247	175	118	2,753	-23%	2,753
	2023	844	501	257	261	235	244	197	228	234	231	191	165	3,588	▼	3,588
Other Criminally Related Matters	2024	65	151	115	162	88	112	90	125	105	84	93	88	1,278	6%	1,278
	2023	67	83	117	70	91	115	113	126	142	86	86	105	1,201	▲	1,201
Probates/Wills & Trusts - Level 1	2024	3	6	3	3	2	7	2	4	6	4	4	-	44	38%	44
	2023	2	1	4	2	2	6	6	-	2	3	1	3	32	▲	32
Probates/Wills & Trusts - Level 2	2024	12	8	17	10	13	13	13	10	17	21	24	13	171	2%	171
	2023	9	14	14	11	19	23	14	14	16	10	10	13	167	▲	167
Uncontested Divorce	2024	74	97	84	98	90	86	71	83	95	90	91	74	1,033	0%	1,033
	2023	98	75	96	71	86	95	84	97	79	102	80	72	1,035	▼	1,035

This report reflects the case management system. Numbers will update as reports are refreshed and posted. The case types reported may not necessitate judicial involvement.