


Dashboard		Monthly Filings Summary		Jan --- Aug Filings							
<p><b>Court:</b> Virginia Circuit  <b>Start/End Date:</b> Jan-23 / Aug-24  <b>2023 Average Month:</b> 37,686  <b>Jan-Aug 2023:</b> 310,887  <b>Filings Trending:</b> ↔</p>	<p><b>Circuit/Court ID:</b> 0 200999  <b>Type of Case:</b> Filings  <b>2024 Average Month:</b> 38,053  <b>Jan-Aug 2024 :</b> 304,424  <b>Overall AVG. Month:</b> 37,833</p>	 <p style="text-align: center; font-weight: bold; font-size: 1.2em;">Jan 23 - Aug 24</p>		<table style="margin: auto;"> <tr> <td style="text-align: center; width: 50%;"><b>304,424</b></td> <td style="text-align: center; width: 50%;"><b>310,887</b></td> </tr> <tr> <td style="text-align: center;"></td> <td style="text-align: center;"></td> </tr> <tr> <td style="text-align: center;">2024</td> <td style="text-align: center;">2023</td> </tr> </table>		<b>304,424</b>	<b>310,887</b>			2024	2023
<b>304,424</b>	<b>310,887</b>										
2024	2023										

Filings by Division																
Divisions		Jan	Feb	Mar	Apr	May	Jun	Jul	Aug	Sep	Oct	Nov	Dec	Thru Aug	% Change	Total
<b>Total</b>	2024	38,759	39,478	41,328	39,112	37,299	34,705	37,424	36,319	-	-	-	-	304,424	-2%	304,424
	2023	42,929	38,531	46,044	35,441	39,811	36,355	33,607	38,169	35,481	38,097	33,513	34,251	310,887	▼	452,229
<b>Civil</b>	2024	5,075	5,732	5,936	6,038	5,707	5,616	5,555	5,847	-	-	-	-	45,506	3%	45,506
	2023	5,072	5,206	6,326	5,135	6,126	5,521	4,983	5,987	5,235	5,476	4,864	4,579	44,356	▲	64,510
<b>Criminal</b>	2024	13,766	13,784	14,650	14,712	14,364	13,249	14,174	13,393	-	-	-	-	112,092	-1%	112,092
	2023	14,598	13,102	15,858	12,583	14,435	14,453	13,215	14,894	14,322	15,066	13,010	12,299	113,138	▼	167,835
<b>Concealed Handgun Permits</b>	2024	10,445	10,540	10,722	9,466	8,378	7,354	8,579	8,727	-	-	-	-	74,211	-11%	74,211
	2023	13,249	11,908	13,568	9,917	9,802	8,497	8,017	8,486	7,808	9,489	8,680	7,981	83,444	▼	117,402
<b>Miscellaneous/ Other</b>	2024	9,338	9,306	9,922	8,804	8,765	8,370	8,987	8,223	-	-	-	-	71,715	3%	71,715
	2023	9,949	8,269	10,223	7,755	9,389	7,829	7,332	8,724	8,057	8,010	6,906	9,329	69,470	▲	101,772
<b>Others</b>	2024	135	116	98	92	85	116	129	129	-	-	-	-	900	88%	900
	2023	61	46	69	51	59	55	60	78	59	56	53	63	479	▲	710

Filings by Case Category																
Case Categories		Jan	Feb	Mar	Apr	May	Jun	Jul	Aug	Sep	Oct	Nov	Dec	Thru Aug	% Change	Total
<b>Administrative Law</b>	2024	36	26	47	25	26	34	37	42	-	-	-	-	273	-9%	273
	2023	37	33	46	31	39	35	26	52	44	45	30	27	299	▼	445
<b>Capital Murder</b>	2024	18	15	13	7	8	7	7	2	-	-	-	-	77	-19%	77
	2023	14	6	12	15	17	4	17	10	12	10	4	9	95	▼	130
<b>Contested Divorce</b>	2024	588	650	676	664	621	564	604	639	-	-	-	-	5,006	-2%	5,006
	2023	609	606	800	604	677	603	558	663	609	570	514	504	5,120	▼	7,317
<b>Domestic and Family - Level 1</b>	2024	596	758	728	730	767	789	654	722	-	-	-	-	5,744	3%	5,744
	2023	632	632	841	629	708	710	591	807	701	741	525	603	5,550	▲	8,120
<b>Domestic and Family - Level 2</b>	2024	333	449	480	469	363	392	378	473	-	-	-	-	3,337	25%	3,337
	2023	302	316	376	305	387	316	294	370	314	335	342	290	2,666	▲	3,947
<b>Felonies and Related Matters</b>	2024	9,280	8,940	9,641	9,727	9,350	8,735	9,313	8,587	-	-	-	-	73,573	-3%	73,573
	2023	9,907	8,847	10,643	8,484	9,592	9,479	8,841	9,842	9,474	9,912	8,557	8,108	75,635	▼	111,686
<b>General Civil - Level 1</b>	2024	61	76	72	70	64	88	62	80	-	-	-	-	573	-9%	573
	2023	69	70	80	78	105	83	66	76	66	77	61	70	627	▼	901
<b>General Civil - Level 2</b>	2024	1,207	1,230	1,332	1,355	1,361	1,391	1,346	1,442	-	-	-	-	10,664	10%	10,664
	2023	986	1,153	1,308	1,081	1,464	1,184	1,033	1,484	1,227	1,304	1,095	995	9,693	▲	14,314
<b>General Civil - Level 3</b>	2024	1,004	867	1,249	942	835	1,006	1,028	948	-	-	-	-	7,879	-1%	7,879
	2023	1,089	841	1,045	887	1,226	976	898	1,001	917	928	884	919	7,963	▼	11,611
<b>Miscellaneous Civil</b>	2024	14,224	14,283	15,610	13,417	12,163	11,237	12,976	12,835	-	-	-	-	106,745	-8%	106,745
	2023	17,865	15,735	18,854	13,647	14,202	11,999	11,407	12,407	11,870	13,171	11,952	11,356	116,116	▼	164,465
<b>Misdemeanor</b>	2024	3,542	3,568	3,895	3,671	3,716	3,413	3,640	3,485	-	-	-	-	28,930	2%	28,930
	2023	3,679	3,285	4,025	3,022	3,759	3,642	3,240	3,800	3,660	3,892	3,417	3,151	28,452	▲	42,572
<b>Other</b>	2024	5,193	5,412	4,445	4,668	4,752	4,110	4,337	3,836	-	-	-	-	36,753	7%	36,753
	2023	4,989	4,270	4,540	3,816	4,528	4,139	3,752	4,425	3,674	4,082	3,483	5,648	34,459	▲	51,346
<b>Other Criminally Related Matters</b>	2024	1,023	1,361	1,202	1,444	1,357	1,204	1,325	1,419	-	-	-	-	10,335	6%	10,335
	2023	1,067	1,045	1,318	1,151	1,187	1,430	1,203	1,367	1,270	1,339	1,124	1,112	9,768	▲	14,613
<b>Probates/Wills &amp; Trusts - Level 1</b>	2024	32	41	40	21	38	40	28	34	-	-	-	-	274	12%	274
	2023	27	30	27	19	27	47	36	31	44	28	13	22	244	▲	351
<b>Probates/Wills &amp; Trusts - Level 2</b>	2024	248	276	305	295	255	265	267	264	-	-	-	-	2,175	1%	2,175
	2023	252	251	335	236	317	253	234	272	231	248	239	223	2,150	▲	3,091
<b>Protective Orders</b>	2024	14	21	19	20	18	23	16	11	-	-	-	-	142	-18%	142
	2023	18	25	37	11	25	16	15	26	21	27	27	25	173	▼	273
<b>Uncontested Divorce</b>	2024	1,360	1,505	1,574	1,587	1,605	1,407	1,406	1,500	-	-	-	-	11,944	1%	11,944
	2023	1,387	1,386	1,757	1,425	1,551	1,439	1,396	1,536	1,347	1,388	1,246	1,189	11,877	▲	17,047

Dashboard		Monthly Filings Summary		Jan --- Aug Filings	
<b>Court:</b> Chesapeake Circuit	<b>Circuit/Court ID:</b> 1 201550			12,391	12,967
<b>Start/End Date:</b> Jan-23 / Aug-24	<b>Type of Case:</b> Filings				
<b>2023 Average Month:</b> 1,534	<b>2024 Average Month:</b> 1,549			2024	2023
<b>Jan-Aug 2023:</b> 12,967	<b>Jan-Aug 2024 :</b> 12,391				
<b>Filings Trending:</b> ▼	<b>Overall AVG. Month:</b> 1,540				

Filings by Division																
Divisions		Jan	Feb	Mar	Apr	May	Jun	Jul	Aug	Sep	Oct	Nov	Dec	Thru Aug	% Change	Total
<b>Total</b>	2024	1,579	1,863	1,712	1,479	1,454	1,197	1,592	1,515	-	-	-	-	12,391	-4%	12,391
	2023	1,785	1,644	1,931	1,490	1,625	1,568	1,286	1,638	1,306	1,403	1,297	1,429	12,967	▼	18,402
<b>Civil</b>	2024	184	203	257	224	221	196	249	232	-	-	-	-	1,766	-5%	1,766
	2023	236	238	276	209	239	229	184	252	213	236	193	210	1,863	▼	2,715
<b>Criminal</b>	2024	603	544	612	523	496	401	536	555	-	-	-	-	4,270	-12%	4,270
	2023	609	611	746	556	603	659	452	636	511	511	525	575	4,872	▼	6,994
<b>Concealed Handgun Permits</b>	2024	387	385	364	329	308	232	434	405	-	-	-	-	2,844	-2%	2,844
	2023	488	402	479	340	339	301	282	258	245	319	304	289	2,889	▼	4,046
<b>Miscellaneous/ Other</b>	2024	405	730	478	403	429	367	369	319	-	-	-	-	3,500	5%	3,500
	2023	450	393	429	385	443	378	366	490	337	336	274	355	3,334	▲	4,636
<b>Others</b>	2024	-	1	1	-	-	1	4	4	-	-	-	-	11	22%	11
	2023	2	-	1	-	1	1	2	2	-	1	1	-	9	▲	11

Filings by Case Category																
Case Categories		Jan	Feb	Mar	Apr	May	Jun	Jul	Aug	Sep	Oct	Nov	Dec	Thru Aug	% Change	Total
<b>Administrative Law</b>	2024	1	-	2	-	1	1	1	1	-	-	-	-	7	-42%	7
	2023	1	-	4	-	1	1	1	4	-	1	2	-	12	▼	15
<b>Capital Murder</b>	2024	-	1	-	-	-	-	-	-	-	-	-	-	1	-75%	1
	2023	-	-	2	1	-	-	1	-	-	-	1	-	4	▼	5
<b>Contested Divorce</b>	2024	35	41	44	36	40	34	55	37	-	-	-	-	322	7%	322
	2023	30	40	48	38	40	35	26	43	39	37	31	35	300	▲	442
<b>Domestic and Family - Level 1</b>	2024	31	12	32	28	10	21	25	23	-	-	-	-	182	-32%	182
	2023	15	62	39	14	38	46	20	34	37	33	22	48	268	▼	408
<b>Domestic and Family - Level 2</b>	2024	9	8	18	6	3	3	10	9	-	-	-	-	66	-15%	66
	2023	8	8	12	9	8	10	12	11	6	11	13	6	78	▼	114
<b>Felonies and Related Matters</b>	2024	436	362	379	373	323	267	365	355	-	-	-	-	2,860	-16%	2,860
	2023	429	416	532	397	458	470	288	431	341	366	371	433	3,421	▼	4,932
<b>General Civil - Level 1</b>	2024	2	1	2	1	2	6	2	7	-	-	-	-	23	15%	23
	2023	2	3	3	3	3	3	-	3	1	-	-	2	20	▲	23
<b>General Civil - Level 2</b>	2024	19	29	56	35	36	61	49	37	-	-	-	-	322	-14%	322
	2023	39	30	39	30	45	36	37	120	35	33	38	34	376	▼	516
<b>General Civil - Level 3</b>	2024	12	10	42	16	24	25	14	12	-	-	-	-	155	-18%	155
	2023	41	15	15	18	15	16	8	61	11	15	12	13	189	▼	240
<b>Miscellaneous Civil</b>	2024	478	493	466	434	461	330	554	518	-	-	-	-	3,734	-2%	3,734
	2023	615	535	633	476	419	395	386	354	338	409	393	393	3,813	▼	5,346
<b>Misdemeanor</b>	2024	131	151	177	112	131	104	126	159	-	-	-	-	1,091	-9%	1,091
	2023	147	160	171	141	116	153	142	163	142	119	114	111	1,193	▼	1,679
<b>Other</b>	2024	304	615	330	294	265	223	247	202	-	-	-	-	2,480	13%	2,480
	2023	308	251	265	238	338	279	253	259	243	247	184	246	2,191	▲	3,111
<b>Other Criminally Related Matters</b>	2024	36	30	56	40	42	38	45	41	-	-	-	-	328	19%	328
	2023	34	38	43	23	31	41	23	43	30	35	39	31	276	▲	411
<b>Probates/Wills &amp; Trusts - Level 1</b>	2024	2	3	4	1	3	3	3	3	-	-	-	-	22	22%	22
	2023	3	3	1	2	2	4	1	2	5	3	-	-	18	▲	26
<b>Probates/Wills &amp; Trusts - Level 2</b>	2024	13	17	12	13	14	8	10	13	-	-	-	-	100	20%	100
	2023	11	10	17	8	9	9	5	14	7	6	16	5	83	▲	117
<b>Uncontested Divorce</b>	2024	70	90	92	90	99	73	86	98	-	-	-	-	698	-4%	698
	2023	102	73	107	92	102	70	83	96	71	88	61	72	725	▼	1,017

# CPSS-CCMS-10.01 CASELOAD STATISTICS OF THE CIRCUIT COURTS

Accomack

January 2023 -- August 2024 Filings

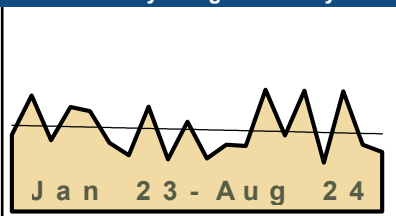
Alexandria and Fairfax Circuit are not Included in State Totals

## Dashboard

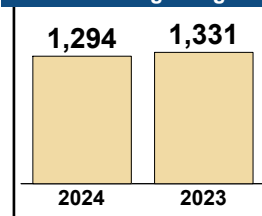
**Court:** Accomack Circuit  
**Start/End Date:** Jan-23 / Aug-24  
**2023 Average Month:** 152  
**Jan-Aug 2023:** 1,331  
**Filings Trending:** ▼

**Circuit/Court ID:** 2 202001  
**Type of Case:** Filings  
**2024 Average Month:** 162  
**Jan-Aug 2024 :** 1,294  
**Overall AVG. Month:** 156

## Monthly Filings Summary



## Jan --- Aug Filings



## Filings by Division

Divisions	Jan	Feb	Mar	Apr	May	Jun	Jul	Aug	Sep	Oct	Nov	Dec	Thru Aug	% Change	Total
<b>Total</b>	125	232	145	230	93	229	127	113	-	-	-	-	1,294	-3%	1,294
2023	146	221	136	199	191	131	107	200	99	171	101	127	1,331	▼	1,829
<b>Civil</b>	19	17	21	18	6	13	22	8	-	-	-	-	124	-3%	124
2023	14	12	25	22	20	7	11	17	17	20	21	6	128	▼	192
<b>Criminal</b>	31	137	32	142	36	168	73	59	-	-	-	-	678	31%	678
2023	26	92	17	96	81	60	24	121	29	73	8	63	517	▲	690
<b>Concealed Handgun Permits</b>	51	44	42	52	31	39	16	30	-	-	-	-	305	-29%	305
2023	73	74	69	52	53	38	35	38	29	70	52	34	432	▼	617
<b>Miscellaneous/Other</b>	24	34	50	18	20	9	16	16	-	-	-	-	187	-26%	187
2023	33	43	25	29	37	26	37	24	24	8	20	24	254	▼	330

## Filings by Case Category

Case Categories	Jan	Feb	Mar	Apr	May	Jun	Jul	Aug	Sep	Oct	Nov	Dec	Thru Aug	% Change	Total
<b>Administrative Law</b>	-	-	1	-	-	-	-	-	-	-	-	-	1	-50%	1
2023	-	1	-	-	1	-	-	-	-	1	-	-	2	▼	3
<b>Capital Murder</b>	-	-	-	-	-	-	-	-	-	-	-	-	0	-100%	0
2023	-	-	-	-	-	-	-	2	-	-	-	-	2	▼	2
<b>Contested Divorce</b>	-	2	3	2	-	3	1	2	-	-	-	-	13	-43%	13
2023	3	3	5	3	2	1	1	5	3	2	-	-	23	▼	28
<b>Domestic and Family - Level 1</b>	1	2	-	-	-	-	-	-	-	-	-	-	3	-67%	3
2023	-	-	2	3	2	-	2	-	2	-	2	-	9	▼	13
<b>Domestic and Family - Level 2</b>	-	1	1	-	-	1	2	1	-	-	-	-	6	20%	6
2023	-	-	1	1	-	1	2	-	-	-	-	-	5	▲	5
<b>Felonies and Related Matters</b>	18	122	15	113	28	134	46	41	-	-	-	-	517	60%	517
2023	17	69	12	54	68	42	14	48	12	43	7	40	324	▲	426
<b>General Civil - Level 1</b>	-	-	-	-	-	-	1	-	-	-	-	-	0	-100%	0
2023	-	-	-	-	-	1	-	2	2	-	1	1	3	▼	7
<b>General Civil - Level 2</b>	4	3	5	1	4	1	3	7	-	-	-	-	28	-7%	28
2023	5	2	4	2	4	2	3	8	6	1	7	10	30	▼	54
<b>General Civil - Level 3</b>	12	8	11	3	1	3	12	-	-	-	-	-	50	22%	50
2023	3	4	12	4	10	-	3	5	4	8	12	7	41	▲	72
<b>Miscellaneous Civil</b>	59	57	56	59	35	45	28	41	-	-	-	-	380	-28%	380
2023	88	89	82	62	64	47	49	46	36	78	61	43	527	▼	745
<b>Misdemeanor</b>	10	13	11	24	6	28	23	16	-	-	-	-	131	-22%	131
2023	7	21	4	40	10	14	2	69	9	25	1	18	167	▼	220
<b>Other</b>	12	16	24	10	12	2	4	1	-	-	-	-	81	-31%	81
2023	13	23	6	17	21	14	19	5	9	-	1	-	118	▼	128
<b>Other Criminally Related Matters</b>	4	2	6	5	2	6	4	2	-	-	-	-	31	24%	31
2023	2	2	2	2	3	4	8	2	9	5	-	5	25	▲	44
<b>Probates/Wills &amp; Trusts - Level 1</b>	-	-	-	-	-	-	-	-	-	-	-	-	0	-100%	0
2023	-	1	-	-	-	-	-	-	-	-	-	-	1	▼	1
<b>Probates/Wills &amp; Trusts - Level 2</b>	-	-	1	2	-	-	-	-	-	1	-	-	3	50%	3
2023	-	-	1	-	-	-	-	1	-	1	-	-	2	▲	3
<b>Protective Orders</b>	-	-	-	1	-	-	-	-	-	-	-	-	1	-67%	1
2023	1	-	1	1	-	-	-	-	-	-	-	-	3	▼	3
<b>Uncontested Divorce</b>	5	6	11	10	5	6	4	2	-	-	-	-	49	0%	49
2023	7	6	4	10	6	5	4	7	7	7	9	3	49	↔	75

This report reflects data in the case management system. Numbers will update accordingly as reports are refreshed and posted.

# CPSS-CCMS-10.01 CASELOAD STATISTICS OF THE CIRCUIT COURTS

Northampton

January 2023 -- August 2024 Filings


Alexandria and Fairfax Circuit are not Included in State Totals

## Dashboard

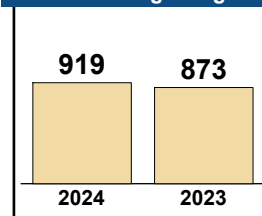
**Court:** Northampton Circuit  
**Start/End Date:** Jan-23 / Aug-24  
**2023 Average Month:** 112  
**Jan-Aug 2023:** 873  
**Filings Trending:** ▲

**Circuit/Court ID:** 2 202131  
**Type of Case:** Filings  
**2024 Average Month:** 115  
**Jan-Aug 2024 :** 919  
**Overall AVG. Month:** 113

## Monthly Filings Summary



## Jan --- Aug Filings



## Filings by Division

Divisions		Jan	Feb	Mar	Apr	May	Jun	Jul	Aug	Sep	Oct	Nov	Dec	Thru Aug	% Change	Total
<b>Total</b>	2024	80	90	159	135	153	80	149	73	-	-	-	-	919	5%	919
	2023	120	138	85	73	127	95	80	155	148	159	107	55	873	▲	1,342
<b>Civil</b>	2024	2	7	5	8	4	7	5	3	-	-	-	-	41	-52%	41
	2023	3	8	6	10	5	7	13	33	22	20	5	2	85	▼	134
<b>Criminal</b>	2024	49	53	120	102	116	44	99	45	-	-	-	-	628	4%	628
	2023	86	108	57	34	110	69	48	92	108	101	76	40	604	▲	929
<b>Concealed Handgun Permits</b>	2024	19	17	22	16	15	15	13	9	-	-	-	-	126	-6%	126
	2023	25	15	13	26	10	14	12	19	12	31	17	11	134	▼	205
<b>Miscellaneous/Other</b>	2024	10	12	12	9	18	14	32	16	-	-	-	-	123	146%	123
	2023	6	7	9	3	2	5	7	11	6	7	9	2	50	▲	74
<b>Others</b>	2024	-	1	-	-	-	-	-	-	-	-	-	-	1	1	1
	2023	-	-	-	-	-	-	-	-	-	-	-	-	0	↔	0

## Filings by Case Category

Case Categories		Jan	Feb	Mar	Apr	May	Jun	Jul	Aug	Sep	Oct	Nov	Dec	Thru Aug	% Change	Total
<b>Administrative Law</b>	2024	1	-	-	-	-	-	-	1	-	-	-	-	2	100%	2
	2023	-	1	-	-	-	-	-	-	-	-	-	1	1	▲	2
<b>Capital Murder</b>	2024	-	-	2	-	-	-	-	-	-	-	-	-	2	0%	2
	2023	2	-	-	-	-	-	-	-	-	-	-	-	2	↔	2
<b>Contested Divorce</b>	2024	-	1	-	2	1	1	-	-	-	-	-	-	5	-17%	5
	2023	1	2	-	1	-	2	-	-	2	-	-	-	6	▼	8
<b>Domestic and Family - Level 1</b>	2024	1	-	-	-	1	2	1	-	-	-	-	-	5	67%	5
	2023	-	-	-	1	1	1	-	-	2	1	1	-	3	▲	7
<b>Domestic and Family - Level 2</b>	2024	-	-	-	1	-	1	-	-	-	-	-	-	2	0%	2
	2023	-	-	-	-	1	1	-	-	-	1	1	-	2	↔	4
<b>Felonies and Related Matters</b>	2024	16	25	63	64	81	17	43	25	-	-	-	-	334	13%	334
	2023	55	60	26	9	69	28	14	35	28	44	33	14	296	▲	415
<b>General Civil - Level 2</b>	2024	-	4	2	1	3	1	2	2	-	-	-	-	15	-72%	15
	2023	1	3	2	3	3	2	5	35	11	19	2	1	54	▼	87
<b>General Civil - Level 3</b>	2024	-	2	-	1	-	-	2	-	-	-	-	-	5	-44%	5
	2023	1	-	1	3	-	-	4	-	6	1	1	-	9	▼	17
<b>Miscellaneous Civil</b>	2024	24	22	25	23	21	20	22	13	-	-	-	-	170	-4%	170
	2023	31	22	21	29	11	18	18	27	16	35	26	13	177	▼	267
<b>Misdemeanor</b>	2024	22	26	45	26	32	21	41	14	-	-	-	-	227	-8%	227
	2023	23	43	24	16	31	35	26	50	56	44	37	22	248	▼	407
<b>Other</b>	2024	5	8	10	3	10	9	22	12	-	-	-	-	79	7,800%	79
	2023	-	-	1	-	-	-	-	-	1	-	-	-	1	▲	2
<b>Other Criminally Related Matters</b>	2024	11	2	10	12	3	7	16	6	-	-	-	-	67	10%	67
	2023	6	6	8	9	10	6	8	8	24	13	6	4	61	▲	108
<b>Probates/Wills &amp; Trusts - Level 2</b>	2024	-	-	-	-	-	-	-	-	-	-	-	-	0	-100%	0
	2023	-	-	-	1	1	-	-	-	-	-	-	-	2	▼	2
<b>Uncontested Divorce</b>	2024	-	-	2	2	1	1	-	-	-	-	-	-	6	-45%	6
	2023	-	1	2	1	-	2	5	-	2	1	-	-	11	▼	14

This report reflects data in the case management system. Numbers will update accordingly as reports are refreshed and posted.

# CPSS-CCMS-10.01 CASELOAD STATISTICS OF THE CIRCUIT COURTS

Virginia Beach

January 2023 -- August 2024 Filings

Alexandria and Fairfax Circuit are not Included in State Totals

Dashboard	Monthly Filings Summary	Jan --- Aug Filings						
<p><b>Court:</b> Virginia Beach Circuit  <b>Start/End Date:</b> Jan-23 / Aug-24  <b>2023 Average Month:</b> 1,912  <b>Jan-Aug 2023:</b> 10,693  <b>Filings Trending:</b> ▲</p> <p><b>Circuit/Court ID:</b> 2 202810  <b>Type of Case:</b> Filings  <b>2024 Average Month:</b> 1,382  <b>Jan-Aug 2024 :</b> 11,058  <b>Overall AVG. Month:</b> 1,700</p>		<table border="1" style="margin: auto;"> <tr> <td style="font-size: 24pt; font-weight: bold;">11,058</td> <td style="font-size: 24pt; font-weight: bold;">10,693</td> </tr> <tr> <td style="width: 50px; height: 50px; background-color: #f0e68c;"></td> <td style="width: 50px; height: 50px; background-color: #f0e68c;"></td> </tr> <tr> <td style="font-weight: bold;">2024</td> <td style="font-weight: bold;">2023</td> </tr> </table>	11,058	10,693			2024	2023
11,058	10,693							
2024	2023							

Filings by Division																
Divisions		Jan	Feb	Mar	Apr	May	Jun	Jul	Aug	Sep	Oct	Nov	Dec	Thru Aug	% Change	Total
<b>Total</b>	2024	1,335	1,384	1,241	1,551	1,349	1,345	1,459	1,394	-	-	-	-	11,058	3%	11,058
	2023	1,253	1,281	1,544	1,207	1,354	1,420	1,290	1,344	1,246	1,431	1,242	8,334	10,693	▲	22,946
<b>Civil</b>	2024	328	383	365	446	359	374	387	401	-	-	-	-	3,043	5%	3,043
	2023	338	354	382	303	399	382	348	380	348	359	336	303	2,886	▲	4,232
<b>Criminal</b>	2024	622	598	521	724	602	531	629	571	-	-	-	-	4,798	1%	4,798
	2023	545	558	689	542	619	589	593	602	543	676	556	705	4,737	▲	7,217
<b>Concealed Handgun Permits</b>	2024	-	-	-	-	-	-	-	-	-	-	-	-	0	0	0
	2023	-	-	-	-	-	-	-	-	-	-	-	6,987	0	↔	6,987
<b>Miscellaneous/ Other</b>	2024	383	396	355	381	384	437	441	422	-	-	-	-	3,199	4%	3,199
	2023	370	369	473	361	336	448	349	361	354	393	348	338	3,067	▲	4,500
<b>Others</b>	2024	2	7	-	-	4	3	2	-	-	-	-	-	18	500%	18
	2023	-	-	-	1	-	1	-	1	1	3	2	1	3	▲	10

Filings by Case Category																
Case Categories		Jan	Feb	Mar	Apr	May	Jun	Jul	Aug	Sep	Oct	Nov	Dec	Thru Aug	% Change	Total
<b>Administrative Law</b>	2024	3	2	-	1	1	2	-	-	-	-	-	-	9	125%	9
	2023	1	1	1	1	-	-	-	-	-	-	3	3	4	▲	10
<b>Capital Murder</b>	2024	1	1	1	-	-	-	-	-	-	-	-	-	3	0%	3
	2023	-	-	-	2	-	1	-	-	-	-	-	-	3	↔	3
<b>Contested Divorce</b>	2024	27	28	28	27	34	29	25	29	-	-	-	-	227	0%	227
	2023	34	33	32	22	34	17	31	24	30	20	21	21	227	↔	319
<b>Domestic and Family - Level 1</b>	2024	39	40	42	43	33	49	44	55	-	-	-	-	345	7%	345
	2023	32	60	43	28	42	26	40	50	44	37	32	29	321	▲	463
<b>Domestic and Family - Level 2</b>	2024	23	21	24	24	22	21	25	25	-	-	-	-	185	16%	185
	2023	26	14	24	18	14	24	19	21	12	24	17	15	160	▲	228
<b>Felonies and Related Matters</b>	2024	437	330	332	431	373	284	336	346	-	-	-	-	2,869	2%	2,869
	2023	383	331	382	324	340	345	385	330	300	433	324	490	2,820	▲	4,367
<b>General Civil - Level 1</b>	2024	2	5	7	13	9	1	1	3	-	-	-	-	41	14%	41
	2023	2	4	4	6	2	9	4	5	7	10	5	7	36	▲	65
<b>General Civil - Level 2</b>	2024	82	93	84	104	71	89	68	108	-	-	-	-	699	31%	699
	2023	55	70	82	46	72	61	64	82	79	78	53	55	532	▲	797
<b>General Civil - Level 3</b>	2024	95	139	121	156	142	129	140	125	-	-	-	-	1,047	-3%	1,047
	2023	129	122	126	144	157	168	112	126	119	126	139	115	1,084	▼	1,583
<b>Miscellaneous Civil</b>	2024	161	217	183	193	188	192	240	200	-	-	-	-	1,574	9%	1,574
	2023	164	173	237	174	165	206	164	163	178	172	150	7,142	1,446	▲	9,088
<b>Misdemeanor</b>	2024	169	227	164	241	181	193	248	176	-	-	-	-	1,599	0%	1,599
	2023	145	181	264	186	244	185	183	212	201	222	192	177	1,600	▼	2,392
<b>Other</b>	2024	194	153	148	157	162	209	185	193	-	-	-	-	1,401	-1%	1,401
	2023	189	168	209	155	155	213	168	164	148	209	192	164	1,421	▼	2,134
<b>Other Criminally Related Matters</b>	2024	23	49	38	56	54	63	53	55	-	-	-	-	391	9%	391
	2023	19	53	45	35	39	62	35	72	49	27	46	44	360	▲	526
<b>Probates/Wills &amp; Trusts - Level 1</b>	2024	3	1	1	2	1	-	2	1	-	-	-	-	11	83%	11
	2023	-	-	1	-	2	2	-	1	1	-	-	-	6	▲	7
<b>Probates/Wills &amp; Trusts - Level 2</b>	2024	12	14	9	24	17	25	18	20	-	-	-	-	139	-3%	139
	2023	13	13	16	20	26	25	12	19	18	16	14	12	144	▼	204
<b>Protective Orders</b>	2024	-	1	1	1	1	1	-	2	-	-	-	-	7	-13%	7
	2023	1	-	2	1	4	-	-	-	-	4	3	-	8	▼	15
<b>Uncontested Divorce</b>	2024	64	63	58	78	60	58	74	56	-	-	-	-	511	-2%	511
	2023	60	58	76	45	58	76	73	75	60	53	51	60	521	▼	745

This report reflects data in the case management system. Numbers will update accordingly as reports are refreshed and posted.



Dashboard	Monthly Filings Summary	Jan --- Aug Filings				
<p><b>Court:</b> Portsmouth Circuit  <b>Start/End Date:</b> Jan-23 / Aug-24  <b>2023 Average Month:</b> 652  <b>Jan-Aug 2023:</b> 5,510  <b>Filings Trending:</b> ▼</p> <p><b>Circuit/Court ID:</b> 3 203740  <b>Type of Case:</b> Filings  <b>2024 Average Month:</b>599  <b>Jan-Aug 2024 :</b> 4,790  <b>Overall AVG. Month:</b> 630</p>	<p style="font-weight: bold; font-size: 1.2em;">Jan 23 - Aug 24</p>	<table border="1" style="margin: auto;"> <tr> <td style="width: 50%; text-align: center;"><b>4,790</b></td> <td style="width: 50%; text-align: center;"><b>5,510</b></td> </tr> <tr> <td style="text-align: center;">2024</td> <td style="text-align: center;">2023</td> </tr> </table>	<b>4,790</b>	<b>5,510</b>	2024	2023
<b>4,790</b>	<b>5,510</b>					
2024	2023					

Filings by Division															
Divisions	Jan	Feb	Mar	Apr	May	Jun	Jul	Aug	Sep	Oct	Nov	Dec	Thru Aug	% Change	Total
<b>Total</b>	2024	585	593	737	643	567	559	568	538	-	-	-	4,790	-13%	4,790
	2023	794	776	726	701	722	508	633	650	521	700	549	538	5,510	▼
<b>Civil</b>	2024	217	176	304	228	143	237	209	222	-	-	-	1,736	-9%	1,736
	2023	292	243	218	225	286	162	299	191	176	286	207	203	1,916	▼
<b>Criminal</b>	2024	95	96	151	110	161	109	110	127	-	-	-	959	-21%	959
	2023	117	174	99	163	188	131	129	208	132	132	93	133	1,209	▼
<b>Concealed Handgun Permits</b>	2024	120	132	114	117	119	102	109	88	-	-	-	901	-6%	901
	2023	183	144	149	102	115	79	86	105	78	109	81	98	963	▼
<b>Miscellaneous/Other</b>	2024	153	189	168	187	143	110	139	100	-	-	-	1,189	-16%	1,189
	2023	201	215	260	211	132	136	119	142	134	173	168	104	1,416	▼
<b>Others</b>	2024	-	-	-	1	1	1	1	1	-	-	-	5	-17%	5
	2023	1	-	-	-	1	-	-	4	1	-	-	6	▼	7

Filings by Case Category															
Case Categories	Jan	Feb	Mar	Apr	May	Jun	Jul	Aug	Sep	Oct	Nov	Dec	Thru Aug	% Change	Total
<b>Administrative Law</b>	2024	-	1	1	-	-	-	2	-	-	-	-	4	-50%	4
	2023	-	1	2	-	3	-	1	1	-	1	1	-	8	▼
<b>Capital Murder</b>	2024	-	-	1	-	2	1	1	-	-	-	-	5	-69%	5
	2023	4	6	-	1	3	-	2	-	-	-	-	16	▼	16
<b>Contested Divorce</b>	2024	8	5	13	10	5	5	7	8	-	-	-	61	-14%	61
	2023	8	9	11	10	10	7	8	8	11	6	7	8	71	▼
<b>Domestic and Family - Level 1</b>	2024	12	17	10	12	15	16	8	13	-	-	-	103	39%	103
	2023	10	11	14	14	4	3	4	14	4	17	17	17	74	▲
<b>Domestic and Family - Level 2</b>	2024	3	5	3	1	1	7	3	1	-	-	-	24	118%	24
	2023	-	-	2	2	2	2	1	2	7	1	2	6	11	▲
<b>Felonies and Related Matters</b>	2024	61	44	112	40	95	51	66	55	-	-	-	524	-22%	524
	2023	61	88	40	88	107	78	79	129	66	91	49	71	670	▼
<b>General Civil - Level 1</b>	2024	-	2	5	1	1	2	2	-	-	-	-	13	30%	13
	2023	1	-	3	1	1	1	1	2	1	1	-	10	▲	13
<b>General Civil - Level 2</b>	2024	13	14	21	23	24	19	17	22	-	-	-	153	-1%	153
	2023	14	22	24	21	20	19	14	20	15	27	18	13	154	▼
<b>General Civil - Level 3</b>	2024	150	102	216	154	75	171	149	159	-	-	-	1,176	-16%	1,176
	2023	246	167	131	150	229	107	246	125	125	218	146	143	1,401	▼
<b>Miscellaneous Civil</b>	2024	201	233	200	219	187	162	179	172	-	-	-	1,553	-10%	1,553
	2023	303	254	280	236	175	146	146	179	160	186	194	167	1,719	▼
<b>Misdemeanor</b>	2024	25	35	25	35	38	41	24	43	-	-	-	266	-13%	266
	2023	34	41	30	36	45	27	37	55	53	25	33	50	305	▼
<b>Other</b>	2024	64	90	83	85	72	47	64	9	-	-	-	514	-20%	514
	2023	79	103	119	75	72	71	56	70	52	87	52	28	645	▼
<b>Other Criminally Related Matters</b>	2024	22	19	16	36	26	19	19	29	-	-	-	186	-22%	186
	2023	18	47	34	38	34	27	13	26	13	16	14	12	237	▼
<b>Probates/Wills &amp; Trusts - Level 1</b>	2024	-	-	3	2	2	-	1	1	-	-	-	9	80%	9
	2023	-	3	1	1	-	-	-	-	1	-	-	1	5	▲
<b>Probates/Wills &amp; Trusts - Level 2</b>	2024	4	4	7	3	3	3	5	5	-	-	-	34	26%	34
	2023	3	3	5	6	1	2	4	3	2	3	4	2	27	▲
<b>Protective Orders</b>	2024	-	-	-	-	-	-	-	-	-	-	-	0	-100%	0
	2023	1	3	6	1	-	-	-	-	-	-	-	11	▼	11
<b>Uncontested Divorce</b>	2024	22	22	21	22	21	15	21	21	-	-	-	165	13%	165
	2023	12	18	24	21	16	18	21	16	11	21	12	19	146	▲

This report reflects data in the case management system. Numbers will update accordingly as reports are refreshed and posted.

Dashboard		Monthly Filings Summary		Jan --- Aug Filings					
<p><b>Court:</b> Norfolk Circuit  <b>Start/End Date:</b> Jan-23 / Aug-24  <b>2023 Average Month:</b> 1,717  <b>Jan-Aug 2023:</b> 14,886  <b>Filings Trending:</b> ▼</p>	<p><b>Circuit/Court ID:</b> 4 204710  <b>Type of Case:</b> Filings  <b>2024 Average Month:</b> 1,667  <b>Jan-Aug 2024 :</b> 13,339  <b>Overall AVG. Month:</b> 1,697</p>	<p style="text-align: center; font-weight: bold; font-size: 1.2em;">Jan 23 - Aug 24</p>		<table border="1" style="margin: auto;"> <tr> <td style="width: 50%; text-align: center;"><b>13,339</b></td> <td style="width: 50%; text-align: center;"><b>14,886</b></td> </tr> <tr> <td style="text-align: center;">2024</td> <td style="text-align: center;">2023</td> </tr> </table>		<b>13,339</b>	<b>14,886</b>	2024	2023
<b>13,339</b>	<b>14,886</b>								
2024	2023								

Filings by Division																
Divisions		Jan	Feb	Mar	Apr	May	Jun	Jul	Aug	Sep	Oct	Nov	Dec	Thru Aug	% Change	Total
<b>Total</b>	2024	2,004	1,326	2,523	1,300	1,296	1,831	1,581	1,478	-	-	-	-	13,339	-10%	13,339
	2023	2,565	1,720	2,664	1,500	2,471	1,170	1,235	1,561	1,791	1,215	1,141	1,566	14,886	▼	20,599
<b>Civil</b>	2024	381	407	437	408	439	384	433	434	-	-	-	-	3,323	-1%	3,323
	2023	399	410	480	382	417	433	374	464	374	407	365	353	3,359	▼	4,858
<b>Criminal</b>	2024	382	359	394	327	344	378	445	311	-	-	-	-	2,940	-7%	2,940
	2023	428	382	414	353	399	369	393	435	335	339	373	359	3,173	▼	4,579
<b>Concealed Handgun Permits</b>	2024	224	239	202	235	194	171	186	178	-	-	-	-	1,629	-14%	1,629
	2023	267	243	314	251	240	186	204	200	182	192	170	193	1,905	▼	2,642
<b>Miscellaneous/ Other</b>	2024	1,015	319	1,483	322	312	881	508	538	-	-	-	-	5,378	-16%	5,378
	2023	1,469	684	1,455	514	1,414	181	262	460	900	272	233	660	6,439	▼	8,504
<b>Others</b>	2024	2	2	7	8	7	17	9	17	-	-	-	-	69	590%	69
	2023	2	1	1	-	1	1	2	2	-	5	-	1	10	▲	16

Filings by Case Category																
Case Categories		Jan	Feb	Mar	Apr	May	Jun	Jul	Aug	Sep	Oct	Nov	Dec	Thru Aug	% Change	Total
<b>Administrative Law</b>	2024	1	2	7	-	2	7	-	4	-	-	-	-	23	-28%	23
	2023	8	2	3	1	9	1	1	7	8	1	-	4	32	▼	45
<b>Capital Murder</b>	2024	1	-	1	-	-	-	-	-	-	-	-	-	2	-33%	2
	2023	-	-	-	-	-	-	3	-	-	-	-	-	3	▼	3
<b>Contested Divorce</b>	2024	72	70	93	90	82	65	84	91	-	-	-	-	647	-2%	647
	2023	81	76	97	87	92	87	62	75	71	77	82	82	657	▼	969
<b>Domestic and Family - Level 1</b>	2024	51	47	30	17	24	40	32	38	-	-	-	-	279	12%	279
	2023	42	39	35	11	29	30	15	49	32	24	10	23	250	▲	339
<b>Domestic and Family - Level 2</b>	2024	37	16	46	14	15	28	29	17	-	-	-	-	202	9%	202
	2023	39	18	38	13	48	7	4	19	34	13	9	23	186	▲	265
<b>Felonies and Related Matters</b>	2024	283	242	265	207	234	261	280	202	-	-	-	-	1,974	-8%	1,974
	2023	312	223	265	259	290	234	290	274	217	232	254	258	2,147	▼	3,108
<b>General Civil - Level 1</b>	2024	3	4	3	7	2	4	5	7	-	-	-	-	35	-24%	35
	2023	7	3	7	6	7	12	1	3	6	3	6	4	46	▼	65
<b>General Civil - Level 2</b>	2024	51	44	59	55	44	65	54	60	-	-	-	-	432	17%	432
	2023	36	51	54	36	43	51	37	62	52	47	41	36	370	▲	546
<b>General Civil - Level 3</b>	2024	149	33	254	28	43	145	69	73	-	-	-	-	794	7%	794
	2023	137	24	156	31	225	55	33	81	134	46	42	72	742	▲	1,036
<b>Miscellaneous Civil</b>	2024	927	485	1,304	415	353	779	473	540	-	-	-	-	5,276	-25%	5,276
	2023	1,430	821	1,503	705	1,307	330	420	557	887	395	347	695	7,073	▼	9,397
<b>Misdemeanor</b>	2024	58	75	90	85	70	92	112	65	-	-	-	-	647	-7%	647
	2023	85	122	111	60	85	73	61	98	65	59	70	53	695	▼	942
<b>Other</b>	2024	106	62	56	144	142	112	180	127	-	-	-	-	929	62%	929
	2023	136	107	95	59	55	41	45	37	36	64	51	54	575	▲	780
<b>Other Criminally Related Matters</b>	2024	47	46	47	41	44	32	68	51	-	-	-	-	376	-3%	376
	2023	40	45	44	45	34	65	44	70	56	50	54	48	387	▼	595
<b>Probates/Wills &amp; Trusts - Level 1</b>	2024	1	-	8	1	3	3	2	1	-	-	-	-	19	19%	19
	2023	2	-	2	-	6	1	3	2	5	4	2	2	16	▲	29
<b>Probates/Wills &amp; Trusts - Level 2</b>	2024	24	9	53	13	10	25	17	22	-	-	-	-	173	-9%	173
	2023	34	17	35	17	49	5	12	22	23	14	11	29	191	▼	268
<b>Protective Orders</b>	2024	4	6	7	1	2	2	-	-	-	-	-	-	22	-39%	22
	2023	3	3	6	-	6	3	6	9	3	5	7	7	36	▼	58
<b>Uncontested Divorce</b>	2024	189	185	200	182	226	171	176	180	-	-	-	-	1,509	2%	1,509
	2023	173	169	213	170	186	175	198	196	162	181	155	176	1,480	▲	2,154

Dashboard		Monthly Filings Summary		Jan --- Aug Filings			
<b>Court:</b> Isle of Wight Circuit	<b>Circuit/Court ID:</b> 5 205093			<b>1,319</b>	<b>1,364</b>		
<b>Start/End Date:</b> Jan-23 / Aug-24	<b>Type of Case:</b> Filings			2024		2023	
<b>2023 Average Month:</b> 162	<b>2024 Average Month:</b> 165						
<b>Jan-Aug 2023:</b> 1,364	<b>Jan-Aug 2024 :</b> 1,319						
<b>Filings Trending:</b> ▼	<b>Overall AVG. Month:</b> 163						

Filings by Division																
Divisions		Jan	Feb	Mar	Apr	May	Jun	Jul	Aug	Sep	Oct	Nov	Dec	Thru Aug	% Change	Total
<b>Total</b>	2024	181	156	191	154	178	153	168	138	-	-	-	-	1,319	-3%	1,319
	2023	221	161	261	151	143	151	128	148	118	172	149	145	1,364	▼	1,948
<b>Civil</b>	2024	19	33	24	16	23	20	13	17	-	-	-	-	165	0%	165
	2023	27	17	23	25	16	24	15	18	16	23	14	24	165	↔	242
<b>Criminal</b>	2024	56	38	35	51	80	55	53	18	-	-	-	-	386	57%	386
	2023	29	17	65	15	29	43	15	33	25	45	53	36	246	▲	405
<b>Concealed Handgun Permits</b>	2024	90	63	101	64	50	53	77	81	-	-	-	-	579	-18%	579
	2023	126	112	121	87	70	52	67	70	50	82	65	64	705	▼	966
<b>Miscellaneous/ Other</b>	2024	16	22	30	23	24	24	24	21	-	-	-	-	184	-25%	184
	2023	38	15	52	24	28	31	31	27	27	22	17	21	246	▼	333
<b>Others</b>	2024	-	-	1	-	1	1	1	1	-	-	-	-	5	150%	5
	2023	1	-	-	-	-	1	-	-	-	-	-	-	2	▲	2

Filings by Case Category																
Case Categories		Jan	Feb	Mar	Apr	May	Jun	Jul	Aug	Sep	Oct	Nov	Dec	Thru Aug	% Change	Total
<b>Administrative Law</b>	2024	-	-	-	-	-	-	-	-	-	-	-	-	0	-100%	0
	2023	1	-	-	-	-	-	-	-	1	-	-	-	1	▼	2
<b>Contested Divorce</b>	2024	1	8	2	1	3	2	6	2	-	-	-	-	25	14%	25
	2023	2	2	4	5	3	1	1	4	4	7	1	1	22	▲	35
<b>Domestic and Family - Level 1</b>	2024	4	5	3	-	7	2	1	2	-	-	-	-	24	26%	24
	2023	7	-	2	2	2	3	1	2	-	-	2	-	19	▲	21
<b>Domestic and Family - Level 2</b>	2024	-	4	2	-	1	2	-	3	-	-	-	-	12	71%	12
	2023	2	-	3	-	-	2	-	-	2	-	-	4	7	▲	13
<b>Felonies and Related Matters</b>	2024	36	16	22	32	55	29	33	7	-	-	-	-	230	31%	230
	2023	19	16	44	11	23	31	9	22	12	27	36	24	175	▲	274
<b>General Civil - Level 1</b>	2024	-	-	1	-	-	-	-	1	-	-	-	-	2	100%	2
	2023	-	-	-	-	-	1	-	-	-	-	1	1	1	▲	3
<b>General Civil - Level 2</b>	2024	7	6	8	3	3	6	2	3	-	-	-	-	38	58%	38
	2023	4	4	5	3	2	3	2	1	-	4	2	1	24	▲	31
<b>General Civil - Level 3</b>	2024	3	4	3	1	2	4	2	1	-	-	-	-	20	-33%	20
	2023	5	2	1	5	3	4	7	3	1	3	2	4	30	▼	40
<b>Miscellaneous Civil</b>	2024	103	79	119	83	62	70	91	100	-	-	-	-	707	-17%	707
	2023	146	120	150	101	86	76	84	88	67	95	76	77	851	▼	1,166
<b>Misdemeanor</b>	2024	14	17	9	13	12	15	11	8	-	-	-	-	99	230%	99
	2023	5	-	8	3	4	2	3	5	5	15	11	5	30	▲	66
<b>Other</b>	2024	2	3	10	4	11	5	6	1	-	-	-	-	42	-56%	42
	2023	18	7	21	12	10	8	11	8	11	8	6	5	95	▼	125
<b>Other Criminally Related Matters</b>	2024	6	5	4	6	13	11	9	3	-	-	-	-	57	27%	57
	2023	6	3	13	1	3	10	3	6	8	4	6	7	45	▲	70
<b>Probates/Wills &amp; Trusts - Level 1</b>	2024	-	-	-	-	-	-	-	-	-	-	-	-	0	0	0
	2023	-	-	-	-	-	-	-	-	-	-	-	2	0	↔	2
<b>Probates/Wills &amp; Trusts - Level 2</b>	2024	2	2	4	2	1	1	-	1	-	-	-	-	13	117%	13
	2023	1	1	2	-	1	1	-	-	1	1	1	6	6	▲	15
<b>Uncontested Divorce</b>	2024	3	7	4	9	8	6	7	6	-	-	-	-	50	-14%	50
	2023	5	6	8	8	6	9	7	9	6	8	5	8	58	▼	85

This report reflects data in the case management system. Numbers will update accordingly as reports are refreshed and posted.

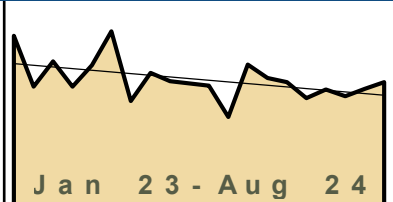
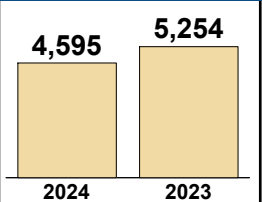


Dashboard		Monthly Filings Summary		Jan --- Aug Filings	
<b>Court:</b> Southampton Circuit	<b>Circuit/Court ID:</b> 5 205175				
<b>Start/End Date:</b> Jan-23 / Aug-24	<b>Type of Case:</b> Filings				
<b>2023 Average Month:</b> 177	<b>2024 Average Month:</b> 170				
<b>Jan-Aug 2023:</b> 1,537	<b>Jan-Aug 2024 :</b> 1,360				
<b>Filings Trending:</b> ▼	<b>Overall AVG. Month:</b> 174				

Filings by Division																
Divisions		Jan	Feb	Mar	Apr	May	Jun	Jul	Aug	Sep	Oct	Nov	Dec	Thru Aug	% Change	Total
<b>Total</b>	2024	179	198	136	205	182	151	167	142	-	-	-	-	1,360	-12%	1,360
	2023	212	205	218	210	199	126	178	189	147	159	130	152	1,537	▼	2,125
<b>Civil</b>	2024	15	24	19	14	18	16	14	8	-	-	-	-	128	-17%	128
	2023	13	15	14	34	16	14	22	27	18	12	17	15	155	▼	217
<b>Criminal</b>	2024	83	91	63	110	83	72	74	66	-	-	-	-	642	-10%	642
	2023	91	102	87	104	105	51	98	79	57	66	65	63	717	▼	968
<b>Concealed Handgun Permits</b>	2024	42	57	33	36	37	34	38	33	-	-	-	-	310	-28%	310
	2023	80	60	87	44	43	36	31	48	37	52	32	53	429	▼	603
<b>Miscellaneous/ Other</b>	2024	39	26	21	45	43	29	41	35	-	-	-	-	279	19%	279
	2023	28	28	30	28	35	25	27	34	35	29	16	21	235	▲	336
<b>Others</b>	2024	-	-	-	-	1	-	-	-	-	-	-	-	1	0%	1
	2023	-	-	-	-	-	-	-	1	-	-	-	-	1	↔	1

Filings by Case Category																
Case Categories		Jan	Feb	Mar	Apr	May	Jun	Jul	Aug	Sep	Oct	Nov	Dec	Thru Aug	% Change	Total
<b>Administrative Law</b>	2024	-	-	-	-	-	-	-	-	-	-	-	-	0	-100%	0
	2023	-	-	-	-	-	-	-	1	-	-	-	-	1	▼	1
<b>Contested Divorce</b>	2024	2	3	4	2	2	4	2	-	-	-	-	-	19	27%	19
	2023	2	4	1	3	-	1	2	2	3	1	2	2	15	▲	23
<b>Domestic and Family - Level 1</b>	2024	-	1	-	1	1	1	-	1	-	-	-	-	5	-38%	5
	2023	-	-	1	1	2	-	1	3	-	1	1	-	8	▼	10
<b>Domestic and Family - Level 2</b>	2024	-	-	1	2	-	1	-	1	-	-	-	-	5	67%	5
	2023	-	-	-	1	-	-	1	1	1	1	-	-	3	▲	5
<b>Felonies and Related Matters</b>	2024	65	44	33	55	52	37	48	29	-	-	-	-	363	-19%	363
	2023	65	62	60	53	72	28	64	45	41	26	50	33	449	▼	599
<b>General Civil - Level 1</b>	2024	-	-	-	-	-	-	-	-	-	-	-	-	0	-100%	0
	2023	-	1	-	1	-	1	-	-	-	1	-	-	3	▼	4
<b>General Civil - Level 2</b>	2024	3	4	2	3	3	5	2	1	-	-	-	-	23	-18%	23
	2023	1	4	4	3	5	2	1	8	4	2	2	6	28	▼	42
<b>General Civil - Level 3</b>	2024	7	12	5	4	5	1	3	3	-	-	-	-	40	-17%	40
	2023	6	2	-	18	2	5	10	5	3	3	5	3	48	▼	62
<b>Miscellaneous Civil</b>	2024	56	68	47	52	50	39	55	46	-	-	-	-	413	-24%	413
	2023	92	75	104	61	59	47	44	62	53	68	40	63	544	▼	768
<b>Misdemeanor</b>	2024	13	24	12	34	15	16	14	31	-	-	-	-	159	-9%	159
	2023	16	29	14	37	22	15	15	27	9	16	11	20	175	▼	231
<b>Other</b>	2024	26	15	7	29	30	24	25	22	-	-	-	-	178	41%	178
	2023	16	11	14	12	18	17	16	22	19	14	13	12	126	▲	184
<b>Other Criminally Related Matters</b>	2024	5	23	18	21	16	19	12	6	-	-	-	-	120	28%	120
	2023	10	11	13	14	11	8	19	8	7	24	4	10	94	▲	139
<b>Probates/Wills &amp; Trusts - Level 1</b>	2024	-	-	1	-	-	-	-	-	-	-	-	-	1	1	1
	2023	-	-	-	-	-	-	-	-	2	-	-	1	0	↔	3
<b>Probates/Wills &amp; Trusts - Level 2</b>	2024	-	-	-	-	3	-	-	-	-	-	-	-	3	0%	3
	2023	-	1	-	-	2	-	-	-	-	-	-	-	3	↔	3
<b>Protective Orders</b>	2024	-	-	-	-	-	-	-	-	-	-	-	-	0	-100%	0
	2023	1	-	-	2	-	-	-	-	-	-	-	-	3	▼	3
<b>Uncontested Divorce</b>	2024	2	4	6	2	5	4	6	2	-	-	-	-	31	-16%	31
	2023	3	5	7	4	6	2	5	5	5	2	2	2	37	▼	48

This report reflects data in the case management system. Numbers will update accordingly as reports are refreshed and posted.

Dashboard	Monthly Filings Summary	Jan --- Aug Filings
<p><b>Court:</b> Suffolk Circuit  <b>Start/End Date:</b> Jan-23 / Aug-24  <b>2023 Average Month:</b> 618  <b>Jan-Aug 2023:</b> 5,254  <b>Filings Trending:</b> ▼</p>	<p><b>Circuit/Court ID:</b> 5 205800  <b>Type of Case:</b> Filings  <b>2024 Average Month:</b> 574  <b>Jan-Aug 2024 :</b> 4,595  <b>Overall AVG. Month:</b> 601</p>  <p style="text-align: center;">Jan 23 - Aug 24</p>	<p style="text-align: center;"><b>4,595</b>      <b>5,254</b></p>  <p style="text-align: center;">2024      2023</p>

Filings by Division																
Divisions		Jan	Feb	Mar	Apr	May	Jun	Jul	Aug	Sep	Oct	Nov	Dec	Thru Aug	% Change	Total
<b>Total</b>	2024	671	607	588	512	552	521	556	588	-	-	-	-	4,595	-13%	4,595
	2023	808	566	686	566	668	830	498	632	592	582	571	421	5,254	▼	7,420
<b>Civil</b>	2024	64	86	71	74	92	76	67	80	-	-	-	-	610	3%	610
	2023	68	64	88	67	91	82	65	68	88	73	62	51	593	▲	867
<b>Criminal</b>	2024	317	251	243	203	231	229	201	277	-	-	-	-	1,952	-20%	1,952
	2023	372	213	264	203	330	499	211	334	286	285	290	140	2,426	▼	3,427
<b>Concealed Handgun Permits</b>	2024	175	174	155	129	132	136	150	142	-	-	-	-	1,193	-18%	1,193
	2023	246	187	232	198	139	152	156	138	129	142	152	144	1,448	▼	2,015
<b>Miscellaneous/Other</b>	2024	114	93	118	104	95	79	135	88	-	-	-	-	826	5%	826
	2023	121	102	101	98	108	96	66	91	89	81	66	86	783	▲	1,105
<b>Others</b>	2024	1	3	1	2	2	1	3	1	-	-	-	-	14	250%	14
	2023	1	-	1	-	-	1	-	1	-	1	1	-	4	▲	6

Filings by Case Category																
Case Categories		Jan	Feb	Mar	Apr	May	Jun	Jul	Aug	Sep	Oct	Nov	Dec	Thru Aug	% Change	Total
<b>Administrative Law</b>	2024	-	-	-	-	-	-	-	-	-	-	-	-	0	-100%	0
	2023	1	-	-	-	-	-	-	1	-	-	-	1	2	▼	3
<b>Capital Murder</b>	2024	-	-	1	-	-	-	-	-	-	-	-	-	1	-67%	1
	2023	1	-	-	-	-	-	-	2	-	-	-	-	3	▼	3
<b>Contested Divorce</b>	2024	7	10	12	14	13	8	9	7	-	-	-	-	80	33%	80
	2023	12	10	7	6	7	9	4	5	11	9	8	7	60	▲	95
<b>Domestic and Family - Level 1</b>	2024	8	11	3	2	14	7	9	5	-	-	-	-	59	51%	59
	2023	7	4	6	5	5	6	4	2	10	6	7	5	39	▲	67
<b>Domestic and Family - Level 2</b>	2024	4	11	9	3	6	15	11	10	-	-	-	-	69	-7%	69
	2023	11	6	15	7	10	11	8	6	7	5	5	4	74	▼	95
<b>Felonies and Related Matters</b>	2024	216	138	144	131	131	111	136	179	-	-	-	-	1,186	-23%	1,186
	2023	220	146	162	113	132	410	139	218	173	189	157	81	1,540	▼	2,140
<b>General Civil - Level 1</b>	2024	-	-	1	-	-	1	-	-	-	-	-	-	2	-67%	2
	2023	1	-	-	-	2	2	1	-	1	2	1	-	6	▼	10
<b>General Civil - Level 2</b>	2024	10	16	23	16	21	13	19	15	-	-	-	-	133	14%	133
	2023	8	15	20	15	17	15	12	15	20	22	10	5	117	▲	174
<b>General Civil - Level 3</b>	2024	17	7	5	8	14	5	6	9	-	-	-	-	71	-10%	71
	2023	10	8	12	4	11	7	13	14	12	10	9	8	79	▼	118
<b>Miscellaneous Civil</b>	2024	210	219	205	172	185	159	200	191	-	-	-	-	1,541	-14%	1,541
	2023	299	225	275	245	185	191	196	185	168	183	186	183	1,801	▼	2,521
<b>Misdemeanor</b>	2024	81	90	76	53	79	89	58	79	-	-	-	-	605	-19%	605
	2023	127	55	74	83	185	71	55	98	92	65	116	41	748	▼	1,062
<b>Other</b>	2024	81	50	69	62	43	60	81	41	-	-	-	-	487	13%	487
	2023	69	61	56	53	61	55	32	45	52	40	37	44	432	▲	605
<b>Other Criminally Related Matters</b>	2024	21	23	22	19	21	29	7	19	-	-	-	-	161	10%	161
	2023	24	12	28	10	21	19	17	16	21	31	17	18	147	▲	234
<b>Probates/Wills &amp; Trusts - Level 1</b>	2024	1	1	-	-	1	-	-	3	-	-	-	-	6	50%	6
	2023	2	1	-	1	-	-	-	-	-	-	-	-	4	▲	4
<b>Probates/Wills &amp; Trusts - Level 2</b>	2024	2	9	1	7	2	2	2	5	-	-	-	-	30	-9%	30
	2023	-	2	6	4	8	5	4	4	1	5	6	4	33	▼	49
<b>Uncontested Divorce</b>	2024	13	22	17	25	22	22	18	25	-	-	-	-	164	-3%	164
	2023	16	21	25	20	24	29	13	21	24	15	12	20	169	▼	240

Dashboard	Monthly Filings Summary	Jan --- Aug Filings				
<p><b>Court:</b> Brunswick Circuit  <b>Start/End Date:</b> Jan-23 / Aug-24  <b>2023 Average Month:</b> 101  <b>Jan-Aug 2023:</b> 865  <b>Filings Trending:</b> ▲</p> <p><b>Circuit/Court ID:</b> 6 206025  <b>Type of Case:</b> Filings  <b>2024 Average Month:</b> 123  <b>Jan-Aug 2024 :</b> 985  <b>Overall AVG. Month:</b> 110</p>	<p>Jan 23 - Aug 24</p>	<table border="1" style="margin: auto;"> <tr> <td style="text-align: center; width: 50px;">985</td> <td style="text-align: center; width: 50px;">865</td> </tr> <tr> <td style="text-align: center;">2024</td> <td style="text-align: center;">2023</td> </tr> </table>	985	865	2024	2023
985	865					
2024	2023					

Filings by Division																
Divisions		Jan	Feb	Mar	Apr	May	Jun	Jul	Aug	Sep	Oct	Nov	Dec	Thru Aug	% Change	Total
<b>Total</b>	2024	91	115	87	170	126	118	107	171	-	-	-	-	985	14%	985
	2023	123	151	77	112	86	85	79	152	78	86	107	76	865	▲	1,212
<b>Civil</b>	2024	3	7	1	11	12	1	8	8	-	-	-	-	51	-9%	51
	2023	7	5	7	15	4	6	7	5	3	10	13	12	56	▼	94
<b>Criminal</b>	2024	41	56	24	110	66	78	46	106	-	-	-	-	527	18%	527
	2023	59	91	40	46	46	40	37	86	43	34	37	40	445	▲	599
<b>Concealed Handgun Permits</b>	2024	37	33	45	36	24	22	32	34	-	-	-	-	263	6%	263
	2023	51	43	12	30	17	28	22	45	23	16	42	15	248	▲	344
<b>Miscellaneous/Other</b>	2024	10	19	17	13	24	17	21	23	-	-	-	-	144	27%	144
	2023	6	12	18	21	19	11	13	13	9	26	15	9	113	▲	172
<b>Others</b>	2024	-	-	-	-	-	-	-	-	-	-	-	-	0	-100%	0
	2023	-	-	-	-	-	-	-	3	-	-	-	-	3	▼	3

Filings by Case Category																
Case Categories		Jan	Feb	Mar	Apr	May	Jun	Jul	Aug	Sep	Oct	Nov	Dec	Thru Aug	% Change	Total
<b>Administrative Law</b>	2024	-	-	1	-	-	-	-	-	-	-	-	-	1	1	1
	2023	-	-	-	-	-	-	-	-	-	-	-	-	0	↔	0
<b>Contested Divorce</b>	2024	1	1	-	1	-	-	-	1	-	-	-	-	4	-50%	4
	2023	-	1	2	1	1	1	1	1	-	-	-	-	8	▼	8
<b>Domestic and Family - Level 1</b>	2024	-	-	-	-	-	-	4	1	-	-	-	-	5	-62%	5
	2023	2	-	-	9	-	-	-	2	-	4	-	3	13	▼	20
<b>Domestic and Family - Level 2</b>	2024	-	-	-	-	-	-	-	1	-	-	-	-	1	0%	1
	2023	1	-	-	-	-	-	-	-	-	1	1	-	1	↔	3
<b>Felonies and Related Matters</b>	2024	14	30	17	63	42	38	14	68	-	-	-	-	286	13%	286
	2023	32	65	24	20	20	25	16	51	21	9	13	9	253	▲	305
<b>General Civil - Level 1</b>	2024	-	-	-	-	1	-	-	-	-	-	-	-	1	-50%	1
	2023	-	-	-	-	2	-	-	-	-	1	-	1	2	▼	4
<b>General Civil - Level 2</b>	2024	-	1	1	3	4	-	2	-	-	-	-	-	11	10%	11
	2023	1	1	1	2	2	2	-	1	1	1	2	2	10	▲	16
<b>General Civil - Level 3</b>	2024	-	-	1	3	1	-	2	1	-	-	-	-	8	-11%	8
	2023	2	2	1	1	-	1	2	-	1	1	2	2	9	▼	15
<b>Miscellaneous Civil</b>	2024	46	40	51	41	27	30	40	42	-	-	-	-	317	1%	317
	2023	54	52	21	37	26	37	33	54	26	33	47	20	314	▲	440
<b>Misdemeanor</b>	2024	24	23	5	32	14	21	15	29	-	-	-	-	163	19%	163
	2023	23	25	8	16	14	9	16	26	19	18	17	9	137	▲	200
<b>Other</b>	2024	1	11	9	8	20	9	13	15	-	-	-	-	86	79%	86
	2023	2	4	10	14	7	1	3	7	6	10	10	3	48	▲	77
<b>Other Criminally Related Matters</b>	2024	3	3	2	16	10	19	17	9	-	-	-	-	79	44%	79
	2023	4	1	8	10	12	6	5	9	4	7	13	27	55	▲	106
<b>Probates/Wills &amp; Trusts - Level 1</b>	2024	-	-	-	-	1	-	-	-	-	-	-	-	1	1	1
	2023	-	-	-	-	-	-	-	-	-	-	-	-	0	↔	0
<b>Probates/Wills &amp; Trusts - Level 2</b>	2024	-	1	-	-	2	-	-	-	-	-	-	-	3	0%	3
	2023	-	-	-	-	1	-	2	-	-	-	-	-	3	↔	3
<b>Protective Orders</b>	2024	-	1	-	-	-	-	-	-	-	-	-	-	1	1	1
	2023	-	-	-	-	-	-	-	-	-	-	-	-	0	↔	0
<b>Uncontested Divorce</b>	2024	2	4	-	3	4	1	-	4	-	-	-	-	18	50%	18
	2023	2	-	2	2	1	3	1	1	-	1	2	-	12	▲	15

This report reflects data in the case management system. Numbers will update accordingly as reports are refreshed and posted.

Dashboard		Monthly Filings Summary		Jan --- Aug Filings	
<p><b>Court:</b> Greenville Circuit  <b>Start/End Date:</b> Jan-23 / Aug-24  <b>2023 Average Month:</b> 107  <b>Jan-Aug 2023:</b> 824  <b>Filings Trending:</b> ▲</p>	<p><b>Circuit/Court ID:</b> 6 206081  <b>Type of Case:</b> Filings  <b>2024 Average Month:</b> 113  <b>Jan-Aug 2024 :</b> 900  <b>Overall AVG. Month:</b> 109</p>	<p style="text-align: center; font-weight: bold; color: #0056b3;">Jan 23 - Aug 24</p>		<div style="display: flex; justify-content: space-around;"> <div style="text-align: center;"> <p style="font-size: 24px; font-weight: bold; color: #0056b3;">900</p> <p style="font-size: 12px; font-weight: bold; color: #0056b3;">2024</p> </div> <div style="text-align: center;"> <p style="font-size: 24px; font-weight: bold; color: #0056b3;">824</p> <p style="font-size: 12px; font-weight: bold; color: #0056b3;">2023</p> </div> </div>	

Filings by Division																
Divisions		Jan	Feb	Mar	Apr	May	Jun	Jul	Aug	Sep	Oct	Nov	Dec	Thru Aug	% Change	Total
<b>Total</b>	2024	148	126	128	100	113	84	100	101	-	-	-	-	900	9%	900
	2023	116	88	149	92	89	105	75	110	165	87	119	83	824	▲	1,278
<b>Civil</b>	2024	10	10	11	7	9	8	14	10	-	-	-	-	79	7%	79
	2023	4	7	12	5	10	13	7	16	9	10	6	6	74	▲	105
<b>Criminal</b>	2024	98	68	62	47	47	56	60	53	-	-	-	-	491	19%	491
	2023	58	40	88	41	40	62	47	37	114	41	89	60	413	▲	717
<b>Concealed Handgun Permits</b>	2024	27	21	22	26	19	9	13	18	-	-	-	-	155	-21%	155
	2023	32	28	28	24	20	20	17	27	23	18	13	8	196	▼	258
<b>Miscellaneous/ Other</b>	2024	13	27	33	20	37	11	13	20	-	-	-	-	174	25%	174
	2023	22	13	21	21	18	10	4	30	18	18	11	9	139	▲	195
<b>Others</b>	2024	-	-	-	-	1	-	-	-	-	-	-	-	1	-50%	1
	2023	-	-	-	1	1	-	-	-	1	-	-	-	2	▼	3

Filings by Case Category																
Case Categories		Jan	Feb	Mar	Apr	May	Jun	Jul	Aug	Sep	Oct	Nov	Dec	Thru Aug	% Change	Total
<b>Administrative Law</b>	2024	-	-	1	-	-	-	1	1	-	-	-	-	3	3	3
	2023	-	-	-	-	-	-	-	-	-	-	-	1	0	↔	1
<b>Capital Murder</b>	2024	-	-	-	-	-	-	-	-	-	-	-	-	0	-100%	0
	2023	-	-	1	-	1	-	-	-	-	-	-	-	2	▼	2
<b>Contested Divorce</b>	2024	-	2	-	2	-	-	2	1	-	-	-	-	7	17%	7
	2023	-	2	-	-	2	2	-	-	-	-	-	1	6	▲	7
<b>Domestic and Family - Level 1</b>	2024	-	-	1	2	-	1	3	-	-	-	-	-	7	-13%	7
	2023	-	1	2	1	-	-	1	3	2	2	-	-	8	▼	12
<b>Domestic and Family - Level 2</b>	2024	-	1	1	-	-	1	-	-	-	-	-	-	3	-50%	3
	2023	1	-	1	-	-	4	-	-	-	2	-	1	6	▼	9
<b>Felonies and Related Matters</b>	2024	70	32	29	26	22	46	33	31	-	-	-	-	289	11%	289
	2023	35	27	55	25	30	44	24	21	65	28	59	44	261	▲	457
<b>General Civil - Level 1</b>	2024	-	-	-	-	-	-	-	1	-	-	-	-	1	1	1
	2023	-	-	-	-	-	-	-	-	-	1	-	-	0	↔	1
<b>General Civil - Level 2</b>	2024	6	4	2	2	4	4	2	2	-	-	-	-	26	44%	26
	2023	2	1	3	1	3	3	2	3	3	1	1	-	18	▲	23
<b>General Civil - Level 3</b>	2024	2	2	1	-	3	2	2	5	-	-	-	-	17	42%	17
	2023	2	1	-	-	2	-	1	6	5	3	1	-	12	▲	21
<b>Miscellaneous Civil</b>	2024	29	27	32	34	28	14	17	22	-	-	-	-	203	-21%	203
	2023	44	32	39	28	26	26	20	41	27	24	18	13	256	▼	338
<b>Misdemeanor</b>	2024	23	27	28	15	12	10	13	7	-	-	-	-	135	34%	135
	2023	13	10	15	14	9	17	14	9	40	11	28	13	101	▲	193
<b>Other</b>	2024	8	20	22	12	27	6	10	15	-	-	-	-	120	43%	120
	2023	8	8	11	18	14	5	2	18	14	10	5	4	84	▲	117
<b>Other Criminally Related Matters</b>	2024	7	9	5	6	13	-	15	15	-	-	-	-	70	40%	70
	2023	10	3	17	2	1	1	9	7	9	4	2	4	50	▲	69
<b>Probates/Wills &amp; Trusts - Level 2</b>	2024	1	-	1	-	-	-	-	-	-	-	-	-	2	100%	2
	2023	-	-	1	-	-	-	-	-	-	-	-	-	1	▲	1
<b>Uncontested Divorce</b>	2024	2	2	5	1	4	-	2	1	-	-	-	-	17	-11%	17
	2023	1	3	4	3	1	3	2	2	-	1	5	2	19	▼	27

# CPSS-CCMS-10.01 CASELOAD STATISTICS OF THE CIRCUIT COURTS

Prince George

January 2023 -- August 2024 Filings


Alexandria and Fairfax Circuit are not Included in State Totals

## Dashboard

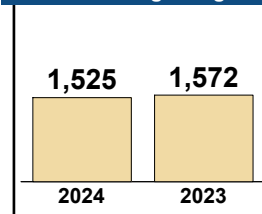
**Court:** Prince George Circuit  
**Start/End Date:** Jan-23 / Aug-24  
**2023 Average Month:** 188  
**Jan-Aug 2023:** 1,572  
**Filings Trending:** ▼

**Circuit/Court ID:** 6 206149  
**Type of Case:** Filings  
**2024 Average Month:** 191  
**Jan-Aug 2024 :** 1,525  
**Overall AVG. Month:** 189

## Monthly Filings Summary



## Jan --- Aug Filings



## Filings by Division

Divisions		Jan	Feb	Mar	Apr	May	Jun	Jul	Aug	Sep	Oct	Nov	Dec	Thru Aug	% Change	Total
<b>Total</b>	2024	165	181	256	164	215	165	211	168	-	-	-	-	1,525	-3%	1,525
	2023	255	209	275	151	202	176	162	142	158	167	180	177	1,572	▼	2,254
<b>Civil</b>	2024	16	24	30	28	24	24	24	32	-	-	-	-	202	17%	202
	2023	28	15	32	24	18	23	18	15	16	15	26	30	173	▲	260
<b>Criminal</b>	2024	53	80	140	42	120	74	114	68	-	-	-	-	691	6%	691
	2023	105	87	115	48	102	60	74	62	84	74	82	88	653	▲	981
<b>Concealed Handgun Permits</b>	2024	79	57	71	74	56	59	51	53	-	-	-	-	500	-22%	500
	2023	113	97	106	71	64	79	60	50	47	66	61	46	640	▼	860
<b>Miscellaneous/Other</b>	2024	8	15	15	19	15	6	22	15	-	-	-	-	115	10%	115
	2023	9	10	22	8	18	14	10	14	11	12	11	13	105	▲	152
<b>Others</b>	2024	9	5	-	1	-	2	-	-	-	-	-	-	17	1,600%	17
	2023	-	-	-	-	-	-	-	1	-	-	-	-	1	▲	1

## Filings by Case Category

Case Categories		Jan	Feb	Mar	Apr	May	Jun	Jul	Aug	Sep	Oct	Nov	Dec	Thru Aug	% Change	Total
<b>Contested Divorce</b>	2024	2	3	7	4	3	3	2	5	-	-	-	-	29	-3%	29
	2023	3	1	4	9	2	2	4	5	3	2	2	1	30	▼	38
<b>Domestic and Family - Level 1</b>	2024	1	3	5	4	-	7	6	7	-	-	-	-	33	65%	33
	2023	3	1	2	5	-	5	3	1	1	3	5	9	20	▲	38
<b>Domestic and Family - Level 2</b>	2024	1	-	1	-	-	1	3	1	-	-	-	-	7	17%	7
	2023	3	1	1	-	-	1	-	-	-	-	1	2	6	▲	9
<b>Felonies and Related Matters</b>	2024	32	37	74	29	83	51	83	43	-	-	-	-	432	9%	432
	2023	51	44	74	27	65	39	53	42	57	49	57	60	395	▲	618
<b>General Civil - Level 1</b>	2024	-	1	-	-	-	1	-	-	-	-	-	-	2	-33%	2
	2023	-	-	-	-	2	1	-	-	2	-	-	-	3	▼	6
<b>General Civil - Level 2</b>	2024	2	6	6	6	11	5	1	8	-	-	-	-	45	41%	45
	2023	5	4	6	1	6	6	3	1	3	4	5	8	32	▲	52
<b>General Civil - Level 3</b>	2024	5	-	1	4	2	2	2	7	-	-	-	-	23	-23%	23
	2023	9	2	5	-	2	5	4	3	1	4	3	1	30	▼	39
<b>Miscellaneous Civil</b>	2024	86	70	85	92	71	64	72	66	-	-	-	-	606	-18%	606
	2023	122	106	127	79	78	92	70	64	57	75	71	59	738	▼	1,000
<b>Misdemeanor</b>	2024	17	35	61	10	31	23	28	21	-	-	-	-	226	0%	226
	2023	49	40	38	17	34	19	16	14	24	22	23	22	227	▼	318
<b>Other</b>	2024	9	5	1	1	1	2	1	-	-	-	-	-	20	400%	20
	2023	2	-	-	-	1	-	-	1	-	-	-	1	4	▲	5
<b>Other Criminally Related Matters</b>	2024	4	8	6	7	6	-	5	4	-	-	-	-	40	21%	40
	2023	5	3	3	4	4	3	5	6	3	3	2	7	33	▲	48
<b>Probates/Wills &amp; Trusts - Level 1</b>	2024	-	-	2	-	-	1	-	-	-	-	-	-	3	200%	3
	2023	-	1	-	-	-	-	-	-	-	-	-	-	1	▲	1
<b>Probates/Wills &amp; Trusts - Level 2</b>	2024	-	4	1	1	-	1	1	-	-	-	-	-	8	60%	8
	2023	-	2	-	1	1	-	-	1	-	-	-	1	5	▲	6
<b>Protective Orders</b>	2024	-	1	-	1	-	-	-	-	-	-	-	-	2	2	2
	2023	-	-	-	-	-	-	-	-	-	-	-	3	0	↔	3
<b>Uncontested Divorce</b>	2024	6	8	6	5	7	4	7	6	-	-	-	-	49	2%	49
	2023	3	4	15	8	7	3	4	4	7	5	10	3	48	▲	73


This report reflects data in the case management system. Numbers will update accordingly as reports are refreshed and posted.



Dashboard		Monthly Filings Summary		Jan --- Aug Filings	
<p><b>Court:</b> Surry Circuit  <b>Start/End Date:</b> Jan-23 / Aug-24  <b>2023 Average Month:</b> 31  <b>Jan-Aug 2023:</b> 233  <b>Filings Trending:</b> ▼</p>	<p><b>Circuit/Court ID:</b> 6 206181  <b>Type of Case:</b> Filings  <b>2024 Average Month:</b> 24  <b>Jan-Aug 2024 :</b> 188  <b>Overall AVG. Month:</b> 28</p>	<p>Jan 23 - Aug 24</p>		<p>2024: 188, 2023: 233</p>	

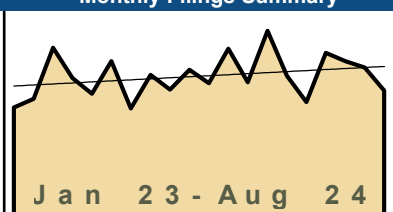
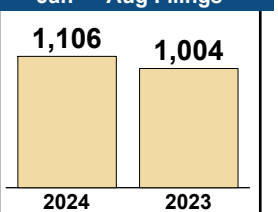
Filings by Division																
Divisions		Jan	Feb	Mar	Apr	May	Jun	Jul	Aug	Sep	Oct	Nov	Dec	Thru Aug	% Change	Total
<b>Total</b>	2024	16	18	31	29	24	18	27	25	-	-	-	-	188	-19%	188
	2023	37	22	33	39	27	27	22	26	22	41	23	54	233	▼	373
<b>Civil</b>	2024	1	2	6	4	2	3	1	2	-	-	-	-	21	-9%	21
	2023	3	-	3	6	3	3	2	3	3	3	1	2	23	▼	32
<b>Criminal</b>	2024	-	1	2	-	2	1	3	2	-	-	-	-	11	-77%	11
	2023	2	8	8	2	8	7	3	9	4	21	1	30	47	▼	103
<b>Concealed Handgun Permits</b>	2024	14	14	14	21	15	14	17	15	-	-	-	-	124	-7%	124
	2023	28	12	20	27	12	11	12	11	13	13	12	16	133	▼	187
<b>Miscellaneous/ Other</b>	2024	1	1	9	4	5	-	6	6	-	-	-	-	32	7%	32
	2023	4	2	2	4	4	6	5	3	2	4	9	6	30	▲	51

Filings by Case Category																
Case Categories		Jan	Feb	Mar	Apr	May	Jun	Jul	Aug	Sep	Oct	Nov	Dec	Thru Aug	% Change	Total
<b>Administrative Law</b>	2024	-	-	-	1	-	-	-	-	-	-	-	-	1	1	1
	2023	-	-	-	-	-	-	-	-	-	-	-	-	-	0	↔
<b>Contested Divorce</b>	2024	1	-	1	-	-	-	1	-	-	-	-	-	3	3	3
	2023	-	-	-	-	-	-	-	-	-	1	-	-	-	0	↔
<b>Domestic and Family - Level 1</b>	2024	-	-	-	-	1	1	-	1	-	-	-	-	3	0%	3
	2023	-	-	2	-	-	-	-	1	-	1	-	1	3	↔	5
<b>Domestic and Family - Level 2</b>	2024	-	-	-	2	1	-	-	-	-	-	-	-	3	200%	3
	2023	-	-	-	-	-	1	-	-	-	-	-	-	1	▲	1
<b>Felonies and Related Matters</b>	2024	-	-	1	-	2	-	3	2	-	-	-	-	8	-73%	8
	2023	2	7	6	-	7	4	-	4	1	15	-	27	30	▼	73
<b>General Civil - Level 2</b>	2024	-	2	6	1	1	-	-	-	-	-	-	-	10	25%	10
	2023	1	-	1	4	-	1	1	-	-	-	-	1	8	▲	9
<b>General Civil - Level 3</b>	2024	-	-	1	1	-	-	-	-	-	-	1	1	2	-67%	2
	2023	1	-	-	2	1	1	-	1	-	-	-	1	6	▼	9
<b>Miscellaneous Civil</b>	2024	15	15	20	23	19	14	23	21	-	-	-	-	150	-5%	150
	2023	31	14	22	29	15	17	17	13	15	17	20	22	158	▼	232
<b>Misdemeanor</b>	2024	-	-	1	-	-	1	-	-	-	-	-	-	2	-87%	2
	2023	-	1	2	1	1	3	3	4	3	6	1	2	15	▼	27
<b>Other</b>	2024	-	-	-	1	-	-	-	-	-	-	-	-	1	0%	1
	2023	-	-	-	1	-	-	-	-	-	-	-	-	1	↔	1
<b>Other Criminally Related Matters</b>	2024	-	1	-	-	-	-	-	-	-	-	-	-	1	-50%	1
	2023	-	-	-	1	-	-	-	1	-	-	-	1	2	▼	3
<b>Probates/Wills &amp; Trusts - Level 2</b>	2024	-	-	-	-	-	1	-	-	-	-	-	-	1	0%	1
	2023	1	-	-	-	-	-	-	-	-	-	-	-	1	↔	1
<b>Protective Orders</b>	2024	-	-	-	-	-	-	-	-	-	-	-	-	0	-100%	0
	2023	-	-	-	-	-	-	-	1	-	-	-	-	1	▼	1
<b>Uncontested Divorce</b>	2024	-	-	1	-	-	1	-	1	-	-	-	-	3	-57%	3
	2023	1	-	-	1	3	-	1	1	3	-	-	-	7	▼	10

Dashboard		Monthly Filings Summary		Jan --- Aug Filings					
<p><b>Court:</b> Sussex Circuit  <b>Start/End Date:</b> Jan-23 / Aug-24  <b>2023 Average Month:</b> 62  <b>Jan-Aug 2023:</b> 539  <b>Filings Trending:</b> ▼</p>	<p><b>Circuit/Court ID:</b> 6 206183  <b>Type of Case:</b> Filings  <b>2024 Average Month:</b> 59  <b>Jan-Aug 2024 :</b> 470  <b>Overall AVG. Month:</b> 61</p>	 <p style="text-align: center; font-weight: bold;">Jan 23 - Aug 24</p>		<table border="1" style="margin: auto;"> <tr> <td style="text-align: center; width: 50px;">470</td> <td style="text-align: center; width: 50px;">539</td> </tr> <tr> <td style="text-align: center;">2024</td> <td style="text-align: center;">2023</td> </tr> </table>		470	539	2024	2023
470	539								
2024	2023								

Filings by Division																
Divisions		Jan	Feb	Mar	Apr	May	Jun	Jul	Aug	Sep	Oct	Nov	Dec	Thru Aug	% Change	Total
<b>Total</b>	2024	44	54	59	63	78	73	52	47	-	-	-	-	470	-13%	470
	2023	70	73	67	85	66	58	45	75	37	59	39	68	539	▼	742
<b>Civil</b>	2024	4	1	7	5	4	6	13	3	-	-	-	-	43	10%	43
	2023	4	1	6	8	12	3	3	2	4	7	1	4	39	▲	55
<b>Criminal</b>	2024	21	29	21	29	52	37	23	27	-	-	-	-	239	-22%	239
	2023	31	50	32	56	28	34	27	48	17	32	5	38	306	▼	398
<b>Concealed Handgun Permits</b>	2024	16	18	16	20	17	13	10	11	-	-	-	-	121	-18%	121
	2023	26	18	22	15	21	16	9	20	11	16	26	19	147	▼	219
<b>Miscellaneous/ Other</b>	2024	3	6	15	9	5	17	5	6	-	-	-	-	66	40%	66
	2023	9	4	7	6	5	5	6	5	5	4	7	7	47	▲	70
<b>Others</b>	2024	-	-	-	-	-	-	1	-	-	-	-	-	1	1	1
	2023	-	-	-	-	-	-	-	-	-	-	-	-	0	↔	0

Filings by Case Category																
Case Categories		Jan	Feb	Mar	Apr	May	Jun	Jul	Aug	Sep	Oct	Nov	Dec	Thru Aug	% Change	Total
<b>Administrative Law</b>	2024	-	-	-	-	-	-	-	-	-	-	-	-	0	-100%	0
	2023	-	-	-	-	-	-	-	1	-	-	-	-	1	1	▼
<b>Contested Divorce</b>	2024	2	-	-	-	-	-	2	1	-	-	-	-	5	25%	5
	2023	-	-	1	1	-	-	2	-	-	2	-	1	4	4	▲
<b>Domestic and Family - Level 1</b>	2024	-	-	-	-	-	-	-	-	-	-	-	-	0	-100%	0
	2023	1	-	-	-	-	-	-	-	2	3	-	-	1	1	▼
<b>Domestic and Family - Level 2</b>	2024	-	-	1	-	-	-	-	-	-	-	-	-	1	-50%	1
	2023	-	-	-	-	2	-	-	-	-	-	-	-	2	2	▼
<b>Felonies and Related Matters</b>	2024	18	13	14	16	48	15	22	8	-	-	-	-	154	-28%	154
	2023	26	26	21	43	18	19	25	35	13	20	3	17	213	▼	266
<b>General Civil - Level 1</b>	2024	-	-	-	-	1	-	-	-	-	-	-	-	1	0%	1
	2023	-	-	-	-	-	-	-	1	-	-	-	-	1	1	↔
<b>General Civil - Level 2</b>	2024	-	1	6	2	2	10	9	-	-	-	-	-	30	76%	30
	2023	1	-	4	4	4	3	1	-	-	2	-	-	17	17	▲
<b>General Civil - Level 3</b>	2024	1	1	2	-	2	10	2	2	-	-	-	-	20	233%	20
	2023	2	-	-	2	-	-	1	1	1	-	1	1	6	6	▲
<b>Miscellaneous Civil</b>	2024	19	23	26	28	19	14	14	16	-	-	-	-	159	-15%	159
	2023	34	22	29	19	26	20	13	24	16	18	33	25	187	▼	279
<b>Misdemeanor</b>	2024	3	7	4	3	2	12	1	14	-	-	-	-	46	-34%	46
	2023	3	15	11	14	6	13	1	7	3	5	1	16	70	▼	95
<b>Other</b>	2024	-	-	-	1	-	1	1	-	-	-	-	-	3	50%	3
	2023	-	1	-	-	1	-	-	-	-	-	-	-	2	2	▲
<b>Other Criminally Related Matters</b>	2024	-	9	3	10	2	10	-	5	-	-	-	-	39	63%	39
	2023	2	9	-	-	4	2	1	6	1	7	1	5	24	24	▲
<b>Probates/Wills &amp; Trusts - Level 2</b>	2024	-	-	-	-	-	-	-	-	-	-	-	-	0	-100%	0
	2023	-	-	-	-	-	-	1	-	-	-	-	1	1	1	▼
<b>Uncontested Divorce</b>	2024	1	-	3	3	2	1	1	1	-	-	-	-	12	20%	12
	2023	1	-	1	2	5	1	-	-	1	2	-	2	10	10	▲

Dashboard	Monthly Filings Summary	Jan --- Aug Filings
<p><b>Court:</b> Hopewell Circuit  <b>Start/End Date:</b> Jan-23 / Aug-24  <b>2023 Average Month:</b> 129  <b>Jan-Aug 2023:</b> 1,004  <b>Filings Trending:</b> ▲</p>	<p><b>Circuit/Court ID:</b> 6 206670  <b>Type of Case:</b> Filings  <b>2024 Average Month:</b> 138  <b>Jan-Aug 2024 :</b> 1,106  <b>Overall AVG. Month:</b> 133</p>	 <p style="text-align: center;">Jan 23 - Aug 24</p>
		 <p style="text-align: center;">2024      2023</p>

Filings by Division																
Divisions		Jan	Feb	Mar	Apr	May	Jun	Jul	Aug	Sep	Oct	Nov	Dec	Thru Aug	% Change	Total
<b>Total</b>	2024	127	176	133	108	155	147	141	119	-	-	-	-	1,106	10%	1,106
	2023	103	111	160	131	116	147	102	134	120	139	126	159	1,004	▲	1,548
<b>Civil</b>	2024	23	20	12	14	24	12	12	12	-	-	-	-	129	-12%	129
	2023	10	20	14	14	30	14	15	30	21	8	21	18	147	▼	215
<b>Criminal</b>	2024	57	105	71	57	84	103	96	57	-	-	-	-	630	22%	630
	2023	45	40	90	65	50	100	65	62	72	95	84	113	517	▲	881
<b>Concealed Handgun Permits</b>	2024	43	36	37	23	32	16	21	29	-	-	-	-	237	-3%	237
	2023	37	36	34	45	30	21	14	28	22	25	15	21	245	▼	328
<b>Miscellaneous/Other</b>	2024	4	15	13	14	15	15	12	21	-	-	-	-	109	17%	109
	2023	10	15	22	7	5	12	8	14	5	11	6	6	93	▲	121
<b>Others</b>	2024	-	-	-	-	-	1	-	-	-	-	-	-	1	-50%	1
	2023	1	-	-	-	1	-	-	-	-	-	-	1	2	▼	3

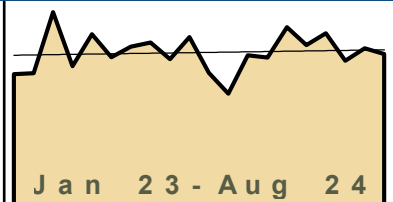
Filings by Case Category																
Case Categories		Jan	Feb	Mar	Apr	May	Jun	Jul	Aug	Sep	Oct	Nov	Dec	Thru Aug	% Change	Total
<b>Capital Murder</b>	2024	1	-	-	-	-	1	-	-	-	-	-	-	2	2	2
	2023	-	-	-	-	-	-	-	-	-	-	-	-	0	↔	0
<b>Contested Divorce</b>	2024	-	3	-	1	3	3	1	1	-	-	-	-	12	-8%	12
	2023	1	-	-	2	3	-	1	6	2	-	1	-	13	▼	16
<b>Domestic and Family - Level 1</b>	2024	3	-	1	-	11	-	-	-	-	-	-	-	15	-50%	15
	2023	3	-	1	2	9	3	5	7	4	-	4	2	30	▼	40
<b>Domestic and Family - Level 2</b>	2024	-	2	-	2	-	-	-	-	-	-	-	-	4	-69%	4
	2023	1	2	2	3	-	2	2	1	2	-	4	1	13	▼	20
<b>Felonies and Related Matters</b>	2024	36	63	39	34	51	85	54	31	-	-	-	-	393	10%	393
	2023	34	33	67	52	27	58	39	48	52	70	64	65	358	▲	609
<b>General Civil - Level 1</b>	2024	-	1	1	-	-	-	-	-	-	-	-	-	2	-50%	2
	2023	-	1	-	-	1	1	-	1	1	-	-	-	4	▼	5
<b>General Civil - Level 2</b>	2024	5	5	2	3	4	1	5	2	-	-	-	-	27	23%	27
	2023	2	6	2	1	4	1	3	3	3	3	2	2	22	▲	32
<b>General Civil - Level 3</b>	2024	10	6	2	3	2	2	3	-	-	-	-	-	28	33%	28
	2023	1	3	4	1	6	-	2	4	5	3	7	6	21	▲	42
<b>Miscellaneous Civil</b>	2024	47	51	50	37	47	31	32	50	-	-	-	-	345	3%	345
	2023	47	50	54	52	35	33	22	42	26	33	20	27	335	▲	441
<b>Misdemeanor</b>	2024	19	41	22	22	31	17	40	31	-	-	-	-	223	57%	223
	2023	11	6	20	10	22	42	21	10	17	23	18	48	142	▲	248
<b>Other</b>	2024	1	1	2	-	-	1	-	1	-	-	-	-	6	-33%	6
	2023	2	3	-	-	2	1	-	1	-	-	-	1	9	▼	10
<b>Other Criminally Related Matters</b>	2024	2	2	10	1	2	-	2	-	-	-	-	-	19	12%	19
	2023	-	1	3	3	1	-	5	4	3	2	2	5	17	▲	29
<b>Probates/Wills &amp; Trusts - Level 2</b>	2024	1	-	-	2	1	1	-	-	-	-	-	-	5	67%	5
	2023	1	-	-	-	1	-	1	-	-	1	-	-	3	▲	4
<b>Protective Orders</b>	2024	-	-	-	2	-	-	-	1	-	-	-	-	3	-40%	3
	2023	-	2	1	-	1	-	-	1	1	2	-	-	5	▼	8
<b>Uncontested Divorce</b>	2024	2	1	4	1	3	5	4	2	-	-	-	-	22	-31%	22
	2023	-	4	6	5	4	6	1	6	4	2	4	2	32	▼	44

This report reflects data in the case management system. Numbers will update accordingly as reports are refreshed and posted.

Dashboard	Monthly Filings Summary	Jan --- Aug Filings				
<p><b>Court:</b> Newport News Circuit  <b>Start/End Date:</b> Jan-23 / Aug-24  <b>2023 Average Month:</b> 921  <b>Jan-Aug 2023:</b> 7,511  <b>Filings Trending:</b> ▼</p> <p><b>Circuit/Court ID:</b> 7 207700  <b>Type of Case:</b> Filings  <b>2024 Average Month:</b> 905  <b>Jan-Aug 2024 :</b> 7,241  <b>Overall AVG. Month:</b> 915</p>	<p>Jan 23 - Aug 24</p>	<table border="1" style="margin: auto;"> <tr> <td style="text-align: center;">7,241</td> <td style="text-align: center;">7,511</td> </tr> <tr> <td style="text-align: center;">2024</td> <td style="text-align: center;">2023</td> </tr> </table>	7,241	7,511	2024	2023
7,241	7,511					
2024	2023					

Filings by Division																
Divisions		Jan	Feb	Mar	Apr	May	Jun	Jul	Aug	Sep	Oct	Nov	Dec	Thru Aug	% Change	Total
<b>Total</b>	2024	958	863	1,097	902	961	732	855	873	-	-	-	-	7,241	-4%	7,241
	2023	953	852	1,078	807	908	1,021	844	1,048	941	932	870	796	7,511	▼	11,050
<b>Civil</b>	2024	164	108	163	121	124	138	171	155	-	-	-	-	1,144	-3%	1,144
	2023	125	119	179	153	133	184	132	153	128	161	116	96	1,178	▼	1,679
<b>Criminal</b>	2024	357	355	410	327	512	310	316	276	-	-	-	-	2,863	-2%	2,863
	2023	405	335	371	263	374	393	360	415	382	360	365	379	2,916	▼	4,402
<b>Concealed Handgun Permits</b>	2024	225	210	204	233	212	164	200	186	-	-	-	-	1,634	-8%	1,634
	2023	270	238	287	226	184	200	168	205	189	176	158	156	1,778	▼	2,457
<b>Miscellaneous/ Other</b>	2024	208	190	316	219	113	118	168	256	-	-	-	-	1,588	-3%	1,588
	2023	151	160	239	165	216	243	183	275	240	234	229	165	1,632	▼	2,500
<b>Others</b>	2024	4	-	4	2	-	2	-	-	-	-	-	-	12	71%	12
	2023	2	-	2	-	1	1	1	-	2	1	2	-	7	▲	12

Filings by Case Category																
Case Categories		Jan	Feb	Mar	Apr	May	Jun	Jul	Aug	Sep	Oct	Nov	Dec	Thru Aug	% Change	Total
<b>Administrative Law</b>	2024	1	-	-	1	-	-	1	-	-	-	-	-	3	-25%	3
	2023	1	-	-	1	1	-	1	-	-	1	-	-	4	▼	5
<b>Capital Murder</b>	2024	-	-	-	-	-	-	-	-	-	-	-	-	0	-100%	0
	2023	1	-	-	-	-	-	-	-	-	-	-	-	1	▼	1
<b>Contested Divorce</b>	2024	12	10	20	10	10	16	10	16	-	-	-	-	104	-15%	104
	2023	10	18	23	13	19	13	14	13	13	17	11	11	123	▼	175
<b>Domestic and Family - Level 1</b>	2024	33	3	14	6	11	19	22	17	-	-	-	-	125	-28%	125
	2023	14	17	35	19	19	36	22	11	18	40	11	4	173	▼	246
<b>Domestic and Family - Level 2</b>	2024	3	5	6	3	5	8	7	10	-	-	-	-	47	-32%	47
	2023	9	8	4	7	6	12	12	11	1	11	6	3	69	▼	90
<b>Felonies and Related Matters</b>	2024	176	156	237	149	215	142	150	114	-	-	-	-	1,339	-9%	1,339
	2023	215	185	204	137	171	176	190	199	187	163	173	190	1,477	▼	2,190
<b>General Civil - Level 1</b>	2024	3	2	4	2	7	4	4	2	-	-	-	-	28	-15%	28
	2023	3	8	5	4	4	4	1	6	3	7	2	-	33	▼	45
<b>General Civil - Level 2</b>	2024	45	34	46	33	40	33	60	51	-	-	-	-	342	36%	342
	2023	21	28	31	37	21	42	35	36	43	34	29	24	251	▲	381
<b>General Civil - Level 3</b>	2024	42	17	44	47	18	29	34	24	-	-	-	-	255	12%	255
	2023	32	28	38	34	31	30	18	17	37	28	34	32	228	▲	359
<b>Miscellaneous Civil</b>	2024	359	351	438	379	298	217	293	405	-	-	-	-	2,740	-2%	2,740
	2023	342	337	407	330	325	358	293	406	335	316	307	281	2,798	▼	4,037
<b>Misdemeanor</b>	2024	88	90	127	95	131	98	80	64	-	-	-	-	773	2%	773
	2023	119	87	110	68	103	79	73	118	92	92	101	97	757	▲	1,139
<b>Other</b>	2024	63	44	53	46	24	49	69	31	-	-	-	-	379	-24%	379
	2023	66	43	97	41	64	67	47	71	70	75	66	21	496	▼	728
<b>Other Criminally Related Matters</b>	2024	93	118	52	83	166	70	87	103	-	-	-	-	772	5%	772
	2023	87	64	59	66	101	143	100	112	112	108	92	92	732	▲	1,136
<b>Probates/Wills &amp; Trusts - Level 1</b>	2024	-	2	2	-	-	2	-	-	-	-	-	-	6	20%	6
	2023	1	-	-	-	-	1	2	1	2	2	-	-	5	▲	9
<b>Probates/Wills &amp; Trusts - Level 2</b>	2024	7	3	8	9	11	7	8	5	-	-	-	-	58	14%	58
	2023	-	2	13	8	5	12	5	6	4	4	5	9	51	▲	73
<b>Protective Orders</b>	2024	-	-	2	-	-	-	-	-	-	-	-	-	2	2	2
	2023	-	-	-	-	-	-	-	-	-	-	-	-	0	↔	0
<b>Uncontested Divorce</b>	2024	33	28	44	39	25	38	30	31	-	-	-	-	268	-14%	268
	2023	32	27	52	42	40	48	31	41	24	34	33	32	313	▼	436

Dashboard	Monthly Filings Summary	Jan --- Aug Filings
<p><b>Court:</b> Hampton Circuit  <b>Start/End Date:</b> Jan-23 / Aug-24  <b>2023 Average Month:</b> 713  <b>Jan-Aug 2023:</b> 5,896  <b>Filings Trending:</b> ↔</p>	<p><b>Circuit/Court ID:</b> 8 208650  <b>Type of Case:</b> Filings  <b>2024 Average Month:</b> 752  <b>Jan-Aug 2024 :</b> 6,015  <b>Overall AVG. Month:</b> 729</p>	 <p style="text-align: center;">Jan 23 - Aug 24</p>
		<div style="display: flex; justify-content: space-around;"> <div style="text-align: center;"> <p><b>6,015</b></p> <div style="width: 40px; height: 40px; background-color: #f0e68c; margin: 0 auto;"></div> <p><b>2024</b></p> </div> <div style="text-align: center;"> <p><b>5,896</b></p> <div style="width: 40px; height: 40px; background-color: #f0e68c; margin: 0 auto;"></div> <p><b>2023</b></p> </div> </div>

Filings by Division																
Divisions		Jan	Feb	Mar	Apr	May	Jun	Jul	Aug	Sep	Oct	Nov	Dec	Thru Aug	% Change	Total
<b>Total</b>	2024	716	705	850	764	820	690	749	721	-	-	-	-	6,015	2%	6,015
	2023	625	631	921	664	816	707	756	776	697	803	632	533	5,896	▲	8,561
<b>Civil</b>	2024	109	110	117	120	185	139	132	121	-	-	-	-	1,033	-2%	1,033
	2023	106	109	181	117	159	107	112	166	127	107	120	98	1,057	▼	1,509
<b>Criminal</b>	2024	291	293	384	341	346	300	337	314	-	-	-	-	2,606	13%	2,606
	2023	208	212	354	246	302	336	350	297	325	434	288	231	2,305	▲	3,583
<b>Concealed Handgun Permits</b>	2024	203	185	209	175	152	132	156	167	-	-	-	-	1,379	-9%	1,379
	2023	227	188	238	185	192	137	176	176	141	141	141	110	1,519	▼	2,052
<b>Miscellaneous/ Other</b>	2024	113	116	140	128	137	119	123	119	-	-	-	-	995	-1%	995
	2023	84	121	147	116	163	126	118	135	103	120	82	94	1,010	▼	1,409
<b>Others</b>	2024	-	1	-	-	-	-	1	-	-	-	-	-	2	-60%	2
	2023	-	1	1	-	-	1	-	2	1	1	1	-	5	▼	8

Filings by Case Category																
Case Categories		Jan	Feb	Mar	Apr	May	Jun	Jul	Aug	Sep	Oct	Nov	Dec	Thru Aug	% Change	Total
<b>Administrative Law</b>	2024	-	-	-	2	1	-	1	1	-	-	-	-	5	150%	5
	2023	1	-	-	1	-	-	-	-	-	1	-	1	2	▲	4
<b>Capital Murder</b>	2024	1	-	1	-	-	-	1	2	-	-	-	-	5	5	5
	2023	-	-	-	-	-	-	-	-	1	-	-	-	0	↔	1
<b>Contested Divorce</b>	2024	8	15	16	15	16	18	16	10	-	-	-	-	114	-5%	114
	2023	8	12	17	18	18	10	12	25	15	16	11	3	120	▼	165
<b>Domestic and Family - Level 1</b>	2024	22	18	16	13	54	20	20	9	-	-	-	-	172	70%	172
	2023	12	4	25	18	12	17	4	9	25	10	20	9	101	▲	165
<b>Domestic and Family - Level 2</b>	2024	3	2	2	3	4	1	8	1	-	-	-	-	24	-11%	24
	2023	3	1	7	-	-	6	5	5	4	2	2	2	27	▼	37
<b>Felonies and Related Matters</b>	2024	133	130	132	169	155	122	163	114	-	-	-	-	1,118	5%	1,118
	2023	112	80	186	119	144	122	170	128	148	138	128	92	1,061	▲	1,567
<b>General Civil - Level 1</b>	2024	-	-	1	2	2	-	3	2	-	-	-	-	10	25%	10
	2023	1	1	1	1	2	1	-	1	-	1	1	-	8	▲	10
<b>General Civil - Level 2</b>	2024	24	20	24	29	41	39	20	19	-	-	-	-	216	-7%	216
	2023	39	22	38	26	29	21	25	33	29	23	28	24	233	▼	337
<b>General Civil - Level 3</b>	2024	11	9	16	12	23	15	16	14	-	-	-	-	116	-38%	116
	2023	13	25	23	21	36	14	18	38	17	21	10	17	188	▼	253
<b>Miscellaneous Civil</b>	2024	257	234	279	235	217	191	231	229	-	-	-	-	1,873	-7%	1,873
	2023	267	239	299	246	297	196	231	244	190	199	190	151	2,019	▼	2,749
<b>Misdemeanor</b>	2024	93	80	158	89	98	76	92	86	-	-	-	-	772	20%	772
	2023	52	88	94	77	74	83	74	101	93	129	112	53	643	▲	1,030
<b>Other</b>	2024	57	72	68	72	73	59	48	57	-	-	-	-	506	0%	506
	2023	41	70	84	58	59	66	60	69	53	61	42	53	507	▼	716
<b>Other Criminally Related Matters</b>	2024	82	87	102	84	99	116	94	141	-	-	-	-	805	15%	805
	2023	47	57	95	53	100	135	128	85	90	174	50	93	700	▲	1,107
<b>Probates/Wills &amp; Trusts - Level 1</b>	2024	1	-	-	-	1	-	-	2	-	-	-	-	4	33%	4
	2023	-	-	-	1	2	-	-	-	1	1	1	1	3	▲	7
<b>Probates/Wills &amp; Trusts - Level 2</b>	2024	3	4	4	7	9	2	7	6	-	-	-	-	42	-16%	42
	2023	6	4	4	5	9	7	2	13	4	7	8	5	50	▼	74
<b>Protective Orders</b>	2024	-	-	-	-	-	2	-	-	-	-	-	-	2	2	2
	2023	-	-	-	-	-	-	-	-	-	-	-	1	0	↔	1
<b>Uncontested Divorce</b>	2024	21	34	31	32	27	29	29	28	-	-	-	-	231	-1%	231
	2023	23	28	48	20	34	29	27	25	27	20	29	28	234	▼	338

This report reflects data in the case management system. Numbers will update accordingly as reports are refreshed and posted.




Dashboard

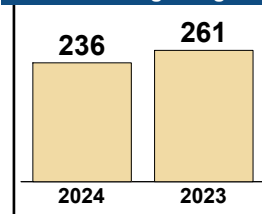
**Court:** Charles City Circuit  
**Start/End Date:** Jan-23 / Aug-24  
**2023 Average Month:** 33  
**Jan-Aug 2023:** 261  
**Filings Trending:** ▼

**Circuit/Court ID:** 9 209036  
**Type of Case:** Filings  
**2024 Average Month:**30  
**Jan-Aug 2024 :** 236  
**Overall AVG. Month:** 31

Monthly Filings Summary



Jan --- Aug Filings



Filings by Division

Divisions	Jan	Feb	Mar	Apr	May	Jun	Jul	Aug	Sep	Oct	Nov	Dec	Thru Aug	% Change	Total
<b>Total</b>	37	29	29	31	25	36	25	24	-	-	-	-	236	-10%	236
	32	36	43	35	33	37	23	22	22	32	35	40	261	▼	390
<b>Civil</b>	6	2	5	1	3	1	2	5	-	-	-	-	25	-11%	25
	2	1	5	4	6	4	4	2	2	4	4	7	28	▼	45
<b>Criminal</b>	2	3	4	6	9	19	8	3	-	-	-	-	54	-11%	54
	5	4	5	14	6	18	4	5	4	4	7	7	61	▼	83
<b>Concealed Handgun Permits</b>	23	15	12	20	5	11	11	9	-	-	-	-	106	-19%	106
	21	25	24	15	15	10	12	9	7	16	9	15	131	▼	178
<b>Miscellaneous/ Other</b>	6	9	8	4	8	5	4	7	-	-	-	-	51	24%	51
	4	6	9	2	6	5	3	6	9	8	15	11	41	▲	84

Filings by Case Category

Case Categories	Jan	Feb	Mar	Apr	May	Jun	Jul	Aug	Sep	Oct	Nov	Dec	Thru Aug	% Change	Total
<b>Administrative Law</b>	-	-	-	-	-	-	-	-	-	-	-	-	0	-100%	0
	-	-	-	-	-	-	-	1	-	1	-	-	1	▼	2
<b>Capital Murder</b>	-	-	-	-	-	-	-	-	-	-	-	-	0	-100%	0
	-	-	-	-	-	1	-	-	-	-	-	-	1	▼	1
<b>Contested Divorce</b>	-	-	1	-	1	-	-	1	1	-	-	-	3	▼	4
<b>Domestic and Family - Level 1</b>	-	-	-	-	1	-	-	-	-	1	-	-	1	0%	1
	-	-	-	1	-	-	-	-	-	-	-	-	1	↔	2
<b>Domestic and Family - Level 2</b>	-	-	1	1	-	-	-	-	-	-	-	1	2	▼	3
<b>Felonies and Related Matters</b>	-	2	2	1	5	3	5	2	-	-	-	-	20	-60%	20
	3	4	5	13	3	17	3	2	4	2	1	4	50	▼	61
<b>General Civil - Level 1</b>	1	-	-	-	1	-	-	-	-	-	-	-	1	0%	1
	-	-	-	-	-	-	-	-	-	-	-	-	1	↔	1
<b>General Civil - Level 2</b>	4	1	-	-	1	-	1	3	-	-	-	-	10	-17%	10
	1	1	1	1	3	2	3	-	1	1	-	3	12	▼	17
<b>General Civil - Level 3</b>	-	-	2	-	-	-	-	1	-	-	-	-	3	50%	3
	-	1	-	-	-	-	1	-	-	1	-	1	2	▲	4
<b>Miscellaneous Civil</b>	28	18	16	24	10	13	13	14	-	-	-	-	136	-16%	136
	25	29	33	16	20	12	14	12	13	18	24	18	161	▼	234
<b>Misdemeanor</b>	2	1	1	3	2	-	3	1	-	-	-	-	13	63%	13
	1	-	-	1	2	-	1	3	-	2	2	3	8	▲	15
<b>Other</b>	1	6	4	-	2	4	3	-	-	-	-	-	20	100%	20
	-	1	-	1	1	3	1	3	2	6	-	8	10	▲	26
<b>Other Criminally Related Matters</b>	-	-	4	2	2	16	-	-	-	-	-	-	24	1,100%	24
	1	-	-	-	1	-	-	-	-	-	4	-	2	▲	6
<b>Probates/Wills &amp; Trusts - Level 2</b>	-	1	-	-	-	-	-	1	-	-	-	-	2	100%	2
	1	-	-	-	-	-	-	-	-	-	-	-	1	▲	1
<b>Uncontested Divorce</b>	1	-	-	1	1	-	-	1	-	-	-	-	4	-33%	4
	-	-	2	1	1	2	-	-	1	-	4	2	6	▼	13

Dashboard		Monthly Filings Summary		Jan --- Aug Filings	
<b>Court:</b> Gloucester Circuit	<b>Circuit/Court ID:</b> 9 209073				
<b>Start/End Date:</b> Jan-23 / Aug-24	<b>Type of Case:</b> Filings				
<b>2023 Average Month:</b> 273	<b>2024 Average Month:</b> 230				
<b>Jan-Aug 2023:</b> 2,307	<b>Jan-Aug 2024 :</b> 1,843				
<b>Filings Trending:</b> ▼	<b>Overall AVG. Month:</b> 256				

Filings by Division																
Divisions		Jan	Feb	Mar	Apr	May	Jun	Jul	Aug	Sep	Oct	Nov	Dec	Thru Aug	% Change	Total
<b>Total</b>	2024	256	216	246	232	236	184	285	188	-	-	-	-	1,843	-20%	1,843
	2023	419	233	392	229	311	240	251	232	262	245	253	208	2,307	▼	3,275
<b>Civil</b>	2024	24	35	32	47	44	24	34	28	-	-	-	-	268	15%	268
	2023	31	27	32	28	25	28	16	47	39	31	29	39	234	▲	372
<b>Criminal</b>	2024	87	63	63	80	72	56	106	61	-	-	-	-	588	-25%	588
	2023	188	47	126	51	161	56	99	52	90	80	102	52	780	▼	1,104
<b>Concealed Handgun Permits</b>	2024	81	69	97	67	65	57	82	61	-	-	-	-	579	-23%	579
	2023	119	93	144	91	79	94	72	62	79	58	62	80	754	▼	1,033
<b>Miscellaneous/ Other</b>	2024	62	49	53	37	54	44	63	35	-	-	-	-	397	-26%	397
	2023	81	66	90	59	46	62	64	71	54	76	60	37	539	▼	766
<b>Others</b>	2024	2	-	1	1	1	3	-	3	-	-	-	-	11	11	11
	2023	-	-	-	-	-	-	-	-	-	-	-	-	0	↔	0

Filings by Case Category																
Case Categories		Jan	Feb	Mar	Apr	May	Jun	Jul	Aug	Sep	Oct	Nov	Dec	Thru Aug	% Change	Total
<b>Administrative Law</b>	2024	-	-	-	1	-	-	-	-	-	-	-	-	1	1	1
	2023	-	-	-	-	-	-	-	-	-	-	-	-	0	↔	0
<b>Contested Divorce</b>	2024	2	5	5	11	7	3	4	3	-	-	-	-	40	60%	40
	2023	5	5	2	3	3	-	2	5	2	2	5	5	25	▲	39
<b>Domestic and Family - Level 1</b>	2024	2	1	4	10	14	1	4	1	-	-	-	-	37	42%	37
	2023	1	2	6	4	-	4	4	5	2	7	2	10	26	▲	47
<b>Domestic and Family - Level 2</b>	2024	2	2	2	6	4	3	4	3	-	-	-	-	26	73%	26
	2023	2	1	2	-	3	1	-	6	6	4	1	3	15	▲	29
<b>Felonies and Related Matters</b>	2024	57	42	49	40	53	33	79	22	-	-	-	-	375	-34%	375
	2023	153	38	95	24	133	28	64	35	67	48	76	34	570	▼	795
<b>General Civil - Level 1</b>	2024	-	-	-	-	-	1	1	1	-	-	-	-	3	0%	3
	2023	-	-	-	1	2	-	-	-	-	1	1	-	3	↔	5
<b>General Civil - Level 2</b>	2024	1	8	4	5	7	1	3	5	-	-	-	-	34	0%	34
	2023	4	3	5	4	4	6	1	7	11	5	2	6	34	↔	58
<b>General Civil - Level 3</b>	2024	4	4	4	3	3	2	5	4	-	-	-	-	29	-6%	29
	2023	4	4	5	3	1	3	-	11	4	1	6	7	31	▼	49
<b>Miscellaneous Civil</b>	2024	100	85	119	80	83	71	101	79	-	-	-	-	718	-22%	718
	2023	144	114	182	106	90	110	88	83	94	81	92	93	917	▼	1,277
<b>Misdemeanor</b>	2024	24	17	12	34	14	20	14	19	-	-	-	-	154	-18%	154
	2023	30	8	26	25	26	25	35	13	19	26	22	17	188	▼	272
<b>Other</b>	2024	43	31	29	26	35	33	41	18	-	-	-	-	256	-33%	256
	2023	60	47	50	46	37	47	49	48	39	52	31	23	384	▼	529
<b>Other Criminally Related Matters</b>	2024	6	5	2	7	5	3	13	21	-	-	-	-	62	138%	62
	2023	5	2	8	2	2	3	-	4	6	6	4	1	26	▲	43
<b>Probates/Wills &amp; Trusts - Level 1</b>	2024	-	1	2	-	-	-	-	1	-	-	-	-	4	33%	4
	2023	-	-	-	2	-	-	1	-	-	-	-	-	3	▲	3
<b>Probates/Wills &amp; Trusts - Level 2</b>	2024	2	2	2	3	2	-	1	1	-	-	-	-	13	86%	13
	2023	-	1	1	1	1	1	1	1	2	4	2	1	7	▲	16
<b>Protective Orders</b>	2024	1	-	-	-	-	1	-	1	-	-	-	-	3	3	3
	2023	-	-	-	-	-	-	-	-	-	-	-	-	0	↔	0
<b>Uncontested Divorce</b>	2024	12	13	12	6	9	12	15	9	-	-	-	-	88	13%	88
	2023	11	8	10	8	9	12	6	14	10	8	9	8	78	▲	113

Dashboard		Monthly Filings Summary		Jan --- Aug Filings	
<p><b>Court:</b> King &amp; Queen Circuit  <b>Start/End Date:</b> Jan-23 / Aug-24  <b>2023 Average Month:</b> 36  <b>Jan-Aug 2023:</b> 304  <b>Filings Trending:</b> ↔</p>	<p><b>Circuit/Court ID:</b> 9 209097  <b>Type of Case:</b> Filings  <b>2024 Average Month:</b> 38  <b>Jan-Aug 2024 :</b> 304  <b>Overall AVG. Month:</b> 37</p>	<p>Jan 23 - Aug 24</p>		<div style="display: flex; justify-content: space-around;"> <div style="text-align: center;"> <p><b>304</b></p> <div style="width: 30px; height: 30px; background-color: #f0e68c; margin: 0 auto;"></div> <p>2024</p> </div> <div style="text-align: center;"> <p><b>304</b></p> <div style="width: 30px; height: 30px; background-color: #f0e68c; margin: 0 auto;"></div> <p>2023</p> </div> </div>	

Filings by Division																
Divisions		Jan	Feb	Mar	Apr	May	Jun	Jul	Aug	Sep	Oct	Nov	Dec	Thru Aug	% Change	Total
<b>Total</b>	2024	46	35	34	48	33	39	41	28	-	-	-	-	304	0%	304
	2023	45	36	48	33	40	36	28	38	24	24	40	41	304	↔	433
<b>Civil</b>	2024	3	6	4	5	3	8	11	8	-	-	-	-	48	45%	48
	2023	1	7	4	5	4	2	4	6	6	4	4	1	33	▲	48
<b>Criminal</b>	2024	8	11	5	18	7	19	11	5	-	-	-	-	84	-13%	84
	2023	10	9	18	12	8	17	6	16	8	4	11	15	96	▼	134
<b>Concealed Handgun Permits</b>	2024	20	14	17	14	16	6	9	9	-	-	-	-	105	-20%	105
	2023	24	15	24	11	18	13	13	13	9	14	20	20	131	▼	194
<b>Miscellaneous/ Other</b>	2024	13	4	3	7	7	5	9	5	-	-	-	-	53	23%	53
	2023	9	5	2	5	10	4	5	3	1	2	5	5	43	▲	56
<b>Others</b>	2024	2	-	5	4	-	1	1	1	-	-	-	-	14	1,300%	14
	2023	1	-	-	-	-	-	-	-	-	-	-	-	1	▲	1

Filings by Case Category																
Case Categories		Jan	Feb	Mar	Apr	May	Jun	Jul	Aug	Sep	Oct	Nov	Dec	Thru Aug	% Change	Total
<b>Administrative Law</b>	2024	-	-	-	-	-	-	-	-	-	-	-	-	0	-100%	0
	2023	-	-	-	1	-	-	-	-	-	-	-	-	-	1	▼
<b>Contested Divorce</b>	2024	-	1	-	-	-	-	-	-	-	-	-	-	1	-50%	1
	2023	-	-	-	-	-	-	2	-	-	-	-	1	-	2	▼
<b>Domestic and Family - Level 1</b>	2024	-	1	3	-	-	2	-	1	-	-	-	-	7	40%	7
	2023	1	1	1	-	-	1	1	-	-	-	-	-	5	▲	5
<b>Domestic and Family - Level 2</b>	2024	1	3	-	-	1	3	2	3	-	-	-	-	13	225%	13
	2023	-	1	-	-	1	-	-	2	4	-	-	-	4	▲	8
<b>Felonies and Related Matters</b>	2024	7	8	2	11	5	13	6	3	-	-	-	-	55	-7%	55
	2023	5	5	10	8	5	12	1	13	5	4	7	9	59	▼	84
<b>General Civil - Level 1</b>	2024	-	-	-	-	-	-	-	-	-	-	-	-	0	-100%	0
	2023	-	-	-	-	1	-	-	1	-	-	-	-	-	2	▼
<b>General Civil - Level 2</b>	2024	5	1	1	1	-	1	1	3	-	-	-	-	13	44%	13
	2023	-	3	1	1	1	1	1	-	2	1	1	2	-	9	▲
<b>General Civil - Level 3</b>	2024	1	2	-	-	1	-	2	-	-	-	-	-	6	50%	6
	2023	-	1	-	1	-	2	-	-	-	-	3	-	-	4	▲
<b>Miscellaneous Civil</b>	2024	21	15	18	21	21	11	17	13	-	-	-	-	137	-18%	137
	2023	31	20	26	16	28	15	17	15	10	15	24	25	168	▼	242
<b>Misdemeanor</b>	2024	1	1	3	7	2	3	-	1	-	-	-	-	18	-31%	18
	2023	5	1	5	2	2	5	3	3	2	-	2	5	26	▼	35
<b>Other</b>	2024	10	-	7	6	1	1	2	2	-	-	-	-	29	867%	29
	2023	2	-	-	-	-	-	-	1	-	-	-	1	-	3	▲
<b>Other Criminally Related Matters</b>	2024	-	2	-	-	-	3	5	1	-	-	-	-	11	-8%	11
	2023	-	3	3	2	1	-	2	1	2	-	2	1	12	▼	17
<b>Probates/Wills &amp; Trusts - Level 2</b>	2024	-	-	-	-	-	1	-	-	-	-	-	-	1	1	1
	2023	-	-	-	-	-	-	-	-	-	-	-	-	-	0	↔
<b>Protective Orders</b>	2024	-	-	-	1	-	-	2	-	-	-	-	-	3	3	3
	2023	-	-	-	-	-	-	-	2	-	-	1	-	1	0	↔
<b>Uncontested Divorce</b>	2024	-	1	-	1	2	1	4	1	-	-	-	-	10	11%	10
	2023	1	1	2	2	1	-	2	-	-	-	1	-	9	▲	10

This report reflects data in the case management system. Numbers will update accordingly as reports are refreshed and posted.

# CPSS-CCMS-10.01 CASELOAD STATISTICS OF THE CIRCUIT COURTS

King William

January 2023 -- August 2024 Filings

Alexandria and Fairfax Circuit are not Included in State Totals

Dashboard		Monthly Filings Summary		Jan --- Aug Filings					
<p><b>Court:</b> King William Circuit  <b>Start/End Date:</b> Jan-23 / Aug-24  <b>2023 Average Month:</b> 93  <b>Jan-Aug 2023:</b> 736  <b>Filings Trending:</b> ↔</p>	<p><b>Circuit/Court ID:</b> 9 209101  <b>Type of Case:</b> Filings  <b>2024 Average Month:</b> 93  <b>Jan-Aug 2024 :</b> 744  <b>Overall AVG. Month:</b> 93</p>	<p>Jan 23 - Aug 24</p>		<table border="1" style="margin: auto;"> <tr> <td style="width: 50%; text-align: center;"><b>744</b></td> <td style="width: 50%; text-align: center;"><b>736</b></td> </tr> <tr> <td style="text-align: center;">2024</td> <td style="text-align: center;">2023</td> </tr> </table>		<b>744</b>	<b>736</b>	2024	2023
<b>744</b>	<b>736</b>								
2024	2023								

Filings by Division																
Divisions		Jan	Feb	Mar	Apr	May	Jun	Jul	Aug	Sep	Oct	Nov	Dec	Thru Aug	% Change	Total
<b>Total</b>	2024	85	105	115	97	68	79	94	101	-	-	-	-	744	1%	744
	2023	105	88	105	68	74	89	80	127	79	84	93	120	736	▲	1,112
<b>Civil</b>	2024	13	12	18	12	8	12	5	6	-	-	-	-	86	6%	86
	2023	10	6	7	4	12	13	10	19	11	7	10	8	81	▲	117
<b>Criminal</b>	2024	9	20	21	11	9	5	20	42	-	-	-	-	137	1%	137
	2023	4	13	21	8	1	23	18	48	13	9	31	10	136	▲	199
<b>Concealed Handgun Permits</b>	2024	45	50	48	46	29	35	37	26	-	-	-	-	316	-8%	316
	2023	62	45	52	34	41	38	32	38	28	43	39	33	342	▼	485
<b>Miscellaneous/ Other</b>	2024	18	22	28	28	22	27	32	27	-	-	-	-	204	16%	204
	2023	28	24	25	22	20	15	20	22	27	25	13	69	176	▲	310
<b>Others</b>	2024	-	1	-	-	-	-	-	-	-	-	-	-	1	0%	1
	2023	1	-	-	-	-	-	-	-	-	-	-	-	1	↔	1

Filings by Case Category																
Case Categories		Jan	Feb	Mar	Apr	May	Jun	Jul	Aug	Sep	Oct	Nov	Dec	Thru Aug	% Change	Total
<b>Administrative Law</b>	2024	-	-	2	-	-	-	-	-	-	-	-	-	2	100%	2
	2023	-	1	-	-	-	-	-	-	-	-	-	-	1	▲	1
<b>Contested Divorce</b>	2024	-	-	1	-	-	-	-	-	-	-	-	-	1	-91%	1
	2023	2	1	1	1	2	2	-	2	2	-	-	1	11	▼	14
<b>Domestic and Family - Level 1</b>	2024	-	2	2	1	4	1	-	2	-	-	-	-	12	71%	12
	2023	-	-	1	1	3	-	1	1	1	-	2	1	7	▲	11
<b>Domestic and Family - Level 2</b>	2024	-	2	1	3	2	2	-	1	-	-	-	-	11	120%	11
	2023	-	-	1	-	-	-	2	2	-	-	-	1	5	▲	6
<b>Felonies and Related Matters</b>	2024	6	7	11	5	5	2	10	37	-	-	-	-	83	5%	83
	2023	2	7	13	2	1	9	9	36	9	5	22	4	79	▲	119
<b>General Civil - Level 1</b>	2024	-	-	-	-	-	-	-	-	-	-	-	-	0	-100%	0
	2023	1	-	-	-	-	-	-	-	-	-	-	-	1	▼	1
<b>General Civil - Level 2</b>	2024	2	1	2	2	2	-	1	2	-	-	-	-	12	33%	12
	2023	-	1	1	1	2	-	2	2	2	1	1	-	9	▲	13
<b>General Civil - Level 3</b>	2024	5	6	4	6	1	2	1	1	-	-	-	-	26	18%	26
	2023	1	-	1	1	-	8	5	6	3	4	2	3	22	▲	34
<b>Miscellaneous Civil</b>	2024	49	63	59	62	38	50	54	36	-	-	-	-	411	-1%	411
	2023	68	54	66	43	54	42	39	49	42	52	47	42	415	▼	598
<b>Misdemeanor</b>	2024	3	6	5	2	3	5	9	4	-	-	-	-	37	-8%	37
	2023	1	4	7	4	1	12	3	8	4	2	6	5	40	▼	57
<b>Other</b>	2024	13	10	18	12	10	12	15	16	-	-	-	-	106	4%	106
	2023	24	15	10	12	7	11	12	11	13	15	6	60	102	▲	196
<b>Other Criminally Related Matters</b>	2024	-	7	5	4	1	1	1	1	-	-	-	-	20	11%	20
	2023	1	2	1	2	-	2	6	4	-	2	3	1	18	▲	24
<b>Probates/Wills &amp; Trusts - Level 2</b>	2024	4	-	1	-	-	1	2	1	-	-	-	-	9	800%	9
	2023	-	-	-	-	1	-	-	-	-	-	-	-	1	▲	1
<b>Uncontested Divorce</b>	2024	3	1	4	-	2	3	1	-	-	-	-	-	14	-44%	14
	2023	5	3	3	1	3	3	1	6	3	3	4	2	25	▼	37

This report reflects data in the case management system. Numbers will update accordingly as reports are refreshed and posted.

Dashboard		Monthly Filings Summary		Jan --- Aug Filings					
<p><b>Court:</b> Mathews Circuit  <b>Start/End Date:</b> Jan-23 / Aug-24  <b>2023 Average Month:</b> 41  <b>Jan-Aug 2023:</b> 295  <b>Filings Trending:</b> ▲</p>	<p><b>Circuit/Court ID:</b> 9 209115  <b>Type of Case:</b> Filings  <b>2024 Average Month:</b> 44  <b>Jan-Aug 2024 :</b> 354  <b>Overall AVG. Month:</b> 42</p>	<p style="text-align: center; font-weight: bold; color: white;">Jan 23 - Aug 24</p>		<table border="1" style="margin: auto;"> <tr> <td style="text-align: center; width: 50px;">354</td> <td style="text-align: center; width: 50px;">295</td> </tr> <tr> <td style="text-align: center;">2024</td> <td style="text-align: center;">2023</td> </tr> </table>		354	295	2024	2023
354	295								
2024	2023								

Filings by Division																
Divisions		Jan	Feb	Mar	Apr	May	Jun	Jul	Aug	Sep	Oct	Nov	Dec	Thru Aug	% Change	Total
<b>Total</b>	2024	41	49	66	33	49	30	39	47	-	-	-	-	354	20%	354
	2023	49	29	42	22	39	30	49	35	52	45	55	42	295	▲	489
<b>Civil</b>	2024	9	3	15	13	5	5	8	14	-	-	-	-	72	50%	72
	2023	5	-	9	2	5	6	10	11	9	10	13	8	48	▲	88
<b>Criminal</b>	2024	6	8	21	7	14	-	6	6	-	-	-	-	68	3%	68
	2023	14	9	12	-	8	7	15	1	19	7	22	5	66	▲	119
<b>Concealed Handgun Permits</b>	2024	22	32	23	8	24	16	20	21	-	-	-	-	166	26%	166
	2023	23	18	15	14	18	12	18	14	21	17	12	21	132	▲	203
<b>Miscellaneous/ Other</b>	2024	4	6	7	5	6	9	5	6	-	-	-	-	48	-2%	48
	2023	7	2	6	6	8	5	6	9	3	11	8	8	49	▼	79

Filings by Case Category																
Case Categories		Jan	Feb	Mar	Apr	May	Jun	Jul	Aug	Sep	Oct	Nov	Dec	Thru Aug	% Change	Total
<b>Administrative Law</b>	2024	-	-	-	-	-	-	-	-	-	-	-	-	0	-100%	0
	2023	-	-	-	-	-	-	1	1	-	-	-	-	2	▼	2
<b>Contested Divorce</b>	2024	-	-	1	1	2	-	-	1	-	-	-	-	5	25%	5
	2023	1	-	1	1	-	-	-	1	3	1	2	-	4	▲	10
<b>Domestic and Family - Level 1</b>	2024	1	-	8	6	-	-	-	4	-	-	-	-	19	533%	19
	2023	-	-	-	-	-	-	-	3	2	-	3	-	3	▲	8
<b>Domestic and Family - Level 2</b>	2024	-	-	-	-	-	2	1	-	-	-	-	-	3	50%	3
	2023	-	-	-	-	-	-	1	1	-	-	-	2	2	▲	4
<b>Felonies and Related Matters</b>	2024	3	3	14	3	6	-	4	1	-	-	-	-	34	-17%	34
	2023	9	2	7	-	7	6	10	-	11	8	20	3	41	▼	83
<b>General Civil - Level 2</b>	2024	2	1	2	-	-	1	-	3	-	-	-	-	9	-10%	9
	2023	1	-	5	1	-	2	1	-	2	2	3	1	10	▼	18
<b>General Civil - Level 3</b>	2024	2	1	-	-	1	-	-	1	-	-	-	-	5	-17%	5
	2023	1	-	-	-	-	-	3	2	-	2	2	4	6	▼	14
<b>Miscellaneous Civil</b>	2024	25	37	29	13	29	23	25	27	-	-	-	-	208	17%	208
	2023	29	20	21	20	26	16	23	23	23	27	17	29	178	▲	274
<b>Misdemeanor</b>	2024	3	5	6	3	8	-	2	5	-	-	-	-	32	78%	32
	2023	5	1	5	-	1	1	4	1	7	3	2	-	18	▲	30
<b>Other</b>	2024	1	1	1	1	-	2	-	-	-	-	-	-	6	20%	6
	2023	1	-	-	-	-	2	2	-	1	1	2	-	5	▲	9
<b>Other Criminally Related Matters</b>	2024	-	-	1	1	-	-	-	-	-	-	-	-	2	-71%	2
	2023	-	6	-	-	-	-	-	1	-	1	-	2	7	▼	10
<b>Probates/Wills &amp; Trusts - Level 1</b>	2024	-	-	-	-	-	-	1	-	-	-	-	-	1	1	1
	2023	-	-	-	-	-	-	-	-	-	-	-	-	0	↔	0
<b>Probates/Wills &amp; Trusts - Level 2</b>	2024	2	1	3	1	-	-	1	3	-	-	-	-	11	83%	11
	2023	1	-	-	-	3	-	-	2	1	-	1	-	6	▲	8
<b>Protective Orders</b>	2024	-	-	-	1	2	-	-	-	-	-	-	-	3	3	3
	2023	-	-	-	-	-	-	-	-	-	-	-	-	0	↔	0
<b>Uncontested Divorce</b>	2024	2	-	1	3	1	2	5	2	-	-	-	-	16	23%	16
	2023	1	-	3	-	2	3	3	1	1	1	3	1	13	▲	19



Dashboard		Monthly Filings Summary		Jan --- Aug Filings	
<p><b>Court:</b> Middlesex Circuit  <b>Start/End Date:</b> Jan-23 / Aug-24  <b>2023 Average Month:</b> 55  <b>Jan-Aug 2023:</b> 425  <b>Filings Trending:</b> ▲</p>	<p><b>Circuit/Court ID:</b> 9 209119  <b>Type of Case:</b> Filings  <b>2024 Average Month:</b> 65  <b>Jan-Aug 2024 :</b> 520  <b>Overall AVG. Month:</b> 59</p>	<p style="text-align: center; font-weight: bold; color: white;">Jan 23 - Aug 24</p>		<div style="display: flex; justify-content: space-around; align-items: center;"> <div style="text-align: center;"> <p style="font-weight: bold; color: white;">520</p> <div style="width: 40px; height: 40px; background-color: #f0e68c; margin: 0 auto;"></div> <p style="font-weight: bold; color: white;">2024</p> </div> <div style="text-align: center;"> <p style="font-weight: bold; color: white;">425</p> <div style="width: 40px; height: 40px; background-color: #f0e68c; margin: 0 auto;"></div> <p style="font-weight: bold; color: white;">2023</p> </div> </div>	

Filings by Division																
Divisions		Jan	Feb	Mar	Apr	May	Jun	Jul	Aug	Sep	Oct	Nov	Dec	Thru Aug	% Change	Total
<b>Total</b>	2024	83	47	66	49	77	54	74	70	-	-	-	-	520	22%	520
	2023	72	53	85	49	42	41	41	42	51	58	89	37	425	▲	660
<b>Civil</b>	2024	13	13	9	15	2	14	6	22	-	-	-	-	94	65%	94
	2023	7	5	12	7	10	6	3	7	10	10	11	12	57	▲	100
<b>Criminal</b>	2024	24	13	15	2	46	22	42	28	-	-	-	-	192	76%	192
	2023	32	10	33	5	9	4	10	6	14	20	55	10	109	▲	208
<b>Concealed Handgun Permits</b>	2024	39	16	29	21	18	8	16	12	-	-	-	-	159	-22%	159
	2023	30	34	33	24	20	25	19	20	21	16	15	12	205	▼	269
<b>Miscellaneous/ Other</b>	2024	6	5	12	10	10	8	10	7	-	-	-	-	68	31%	68
	2023	3	4	7	13	2	6	8	9	5	12	8	3	52	▲	80
<b>Others</b>	2024	1	-	1	1	1	2	-	1	-	-	-	-	7	250%	7
	2023	-	-	-	-	1	-	1	-	1	-	-	-	2	▲	3

Filings by Case Category																
Case Categories		Jan	Feb	Mar	Apr	May	Jun	Jul	Aug	Sep	Oct	Nov	Dec	Thru Aug	% Change	Total
<b>Administrative Law</b>	2024	-	-	-	-	-	-	-	-	-	-	-	-	0	-100%	0
	2023	-	-	-	-	-	1	-	-	-	-	-	-	1	▼	1
<b>Contested Divorce</b>	2024	-	1	-	-	-	1	-	-	-	-	-	-	2	-78%	2
	2023	1	1	2	-	2	-	1	2	2	2	2	-	9	▼	15
<b>Domestic and Family - Level 1</b>	2024	-	-	4	7	-	8	-	4	-	-	-	-	23	156%	23
	2023	-	-	4	1	1	-	-	3	-	1	2	2	9	▲	14
<b>Domestic and Family - Level 2</b>	2024	1	-	-	1	-	-	-	1	-	-	-	-	3	50%	3
	2023	1	-	-	1	-	-	-	-	1	1	1	-	2	▲	5
<b>Felonies and Related Matters</b>	2024	11	8	10	-	27	10	24	20	-	-	-	-	110	55%	110
	2023	17	8	29	-	8	-	5	4	6	8	42	8	71	▲	135
<b>General Civil - Level 1</b>	2024	-	-	-	-	-	-	-	-	-	-	-	-	0	-100%	0
	2023	-	-	-	-	-	1	-	-	-	-	-	-	1	▼	2
<b>General Civil - Level 2</b>	2024	9	-	4	-	1	2	2	3	-	-	-	-	21	200%	21
	2023	-	-	-	1	2	2	1	1	-	2	1	1	7	▲	11
<b>General Civil - Level 3</b>	2024	1	7	-	1	-	-	2	10	-	-	-	-	21	163%	21
	2023	2	2	1	1	1	1	-	-	3	7	1	4	8	▲	23
<b>Miscellaneous Civil</b>	2024	44	17	36	28	21	11	21	13	-	-	-	-	191	-22%	191
	2023	31	36	39	36	22	29	25	26	22	22	22	14	244	▼	324
<b>Misdemeanor</b>	2024	13	4	4	1	17	11	17	8	-	-	-	-	75	134%	75
	2023	15	1	4	4	1	4	1	2	5	12	11	2	32	▲	62
<b>Other</b>	2024	2	2	5	3	8	6	4	6	-	-	-	-	36	112%	36
	2023	3	3	2	-	1	2	3	3	5	1	-	1	17	▲	24
<b>Other Criminally Related Matters</b>	2024	-	1	1	1	2	1	1	-	-	-	-	-	7	0%	7
	2023	-	1	-	2	-	-	-	4	-	3	-	2	-	7	↔
<b>Probates/Wills &amp; Trusts - Level 1</b>	2024	1	-	-	-	-	-	-	-	-	-	-	-	1	0%	1
	2023	-	-	-	-	-	1	-	-	1	-	-	-	1	↔	2
<b>Probates/Wills &amp; Trusts - Level 2</b>	2024	-	2	-	3	-	-	-	2	-	-	-	-	7	133%	7
	2023	-	-	-	1	1	-	-	1	-	2	1	1	3	▲	7
<b>Protective Orders</b>	2024	-	-	-	-	-	-	1	-	-	-	-	-	1	1	1
	2023	-	-	-	-	-	-	-	-	-	-	1	2	0	↔	3
<b>Uncontested Divorce</b>	2024	1	5	2	4	1	4	2	3	-	-	-	-	22	69%	22
	2023	2	1	4	2	3	-	1	-	3	-	3	1	13	▲	20

This report reflects data in the case management system. Numbers will update accordingly as reports are refreshed and posted.

Dashboard		Monthly Filings Summary		Jan --- Aug Filings	
<p><b>Court:</b> New Kent Circuit  <b>Start/End Date:</b> Jan-23 / Aug-24  <b>2023 Average Month:</b> 172  <b>Jan-Aug 2023:</b> 1,271  <b>Filings Trending:</b> ▲</p>	<p><b>Circuit/Court ID:</b> 9 209127  <b>Type of Case:</b> Filings  <b>2024 Average Month:</b> 207  <b>Jan-Aug 2024 :</b> 1,654  <b>Overall AVG. Month:</b> 186</p>	<p style="text-align: center; font-weight: bold; font-size: 1.2em;">Jan 23 - Aug 24</p>		<p style="text-align: center; font-weight: bold; font-size: 1.2em;">1,654      1,271</p> <p style="text-align: center;">2024                  2023</p>	

Filings by Division																
Divisions		Jan	Feb	Mar	Apr	May	Jun	Jul	Aug	Sep	Oct	Nov	Dec	Thru Aug	% Change	Total
<b>Total</b>	2024	214	211	215	171	202	143	217	281	-	-	-	-	1,654	30%	1,654
	2023	192	167	180	135	158	136	134	169	239	143	175	232	1,271	▲	2,060
<b>Civil</b>	2024	24	24	22	23	19	13	16	19	-	-	-	-	160	38%	160
	2023	14	13	20	16	16	11	11	15	25	9	16	8	116	▲	174
<b>Criminal</b>	2024	66	62	70	31	83	33	81	49	-	-	-	-	475	31%	475
	2023	57	35	45	29	47	47	37	66	119	31	55	45	363	▲	613
<b>Concealed Handgun Permits</b>	2024	72	77	68	61	49	45	58	52	-	-	-	-	482	5%	482
	2023	87	79	65	44	43	48	42	51	54	62	72	48	459	▲	695
<b>Miscellaneous/Other</b>	2024	52	48	55	55	51	51	62	161	-	-	-	-	535	61%	535
	2023	34	40	50	46	51	30	44	37	41	41	32	130	332	▲	576
<b>Others</b>	2024	-	-	-	1	-	1	-	-	-	-	-	-	2	100%	2
	2023	-	-	-	-	1	-	-	-	-	-	-	1	1	▲	2

Filings by Case Category																
Case Categories		Jan	Feb	Mar	Apr	May	Jun	Jul	Aug	Sep	Oct	Nov	Dec	Thru Aug	% Change	Total
<b>Administrative Law</b>	2024	-	-	1	-	1	-	-	-	-	-	-	-	2	100%	2
	2023	-	-	-	-	-	-	1	-	-	-	-	-	1	▲	1
<b>Contested Divorce</b>	2024	5	1	2	3	-	3	1	2	-	-	-	-	17	70%	17
	2023	3	-	5	1	-	1	-	-	2	-	3	2	10	▲	17
<b>Domestic and Family - Level 1</b>	2024	-	2	3	1	1	-	3	3	-	-	-	-	13	18%	13
	2023	-	1	4	1	2	2	-	1	3	3	2	-	11	▲	19
<b>Domestic and Family - Level 2</b>	2024	-	3	1	1	-	-	3	2	-	-	-	-	10	25%	10
	2023	-	4	1	-	2	-	-	1	8	-	4	-	8	▲	20
<b>Felonies and Related Matters</b>	2024	39	42	41	17	71	25	67	32	-	-	-	-	334	30%	334
	2023	42	25	29	20	29	33	23	55	95	17	20	27	256	▲	415
<b>General Civil - Level 1</b>	2024	-	-	-	-	-	-	2	-	-	-	-	-	2	-60%	2
	2023	-	1	-	-	-	1	3	-	-	-	-	-	5	▼	5
<b>General Civil - Level 2</b>	2024	2	-	4	6	7	2	4	4	-	-	-	-	29	4%	29
	2023	4	2	1	8	2	3	4	4	2	4	1	-	28	▲	35
<b>General Civil - Level 3</b>	2024	11	9	7	2	3	5	1	4	-	-	-	-	42	121%	42
	2023	3	3	2	2	3	1	1	4	2	1	2	4	19	▲	28
<b>Miscellaneous Civil</b>	2024	85	85	81	68	60	55	77	70	-	-	-	-	581	6%	581
	2023	99	90	76	56	60	52	53	61	63	70	81	55	547	▲	816
<b>Misdemeanor</b>	2024	16	16	19	10	10	5	13	14	-	-	-	-	103	14%	103
	2023	14	10	15	7	10	12	13	9	23	8	23	18	90	▲	162
<b>Other</b>	2024	38	40	41	46	41	42	43	141	-	-	-	-	432	76%	432
	2023	22	28	41	35	34	26	33	27	32	32	23	124	246	▲	457
<b>Other Criminally Related Matters</b>	2024	11	4	10	4	2	3	1	3	-	-	-	-	38	124%	38
	2023	1	-	1	2	8	2	1	2	3	6	12	-	17	▲	38
<b>Probates/Wills &amp; Trusts - Level 1</b>	2024	1	-	-	1	-	-	-	-	-	-	-	-	2	2	2
	2023	-	-	-	-	-	-	-	-	-	-	-	-	0	↔	0
<b>Probates/Wills &amp; Trusts - Level 2</b>	2024	1	1	1	-	-	1	-	1	-	-	-	-	5	67%	5
	2023	-	-	-	-	1	-	1	1	-	-	-	1	3	▲	4
<b>Protective Orders</b>	2024	-	1	-	4	3	-	-	-	-	-	-	-	8	8	8
	2023	-	-	-	-	-	-	-	-	2	-	-	-	0	↔	2
<b>Uncontested Divorce</b>	2024	5	7	4	8	3	2	2	5	-	-	-	-	36	20%	36
	2023	4	3	5	3	7	3	1	4	4	2	4	1	30	▲	41

This report reflects data in the case management system. Numbers will update accordingly as reports are refreshed and posted.

Dashboard		Monthly Filings Summary		Jan --- Aug Filings	
<p><b>Court:</b> York Circuit  <b>Start/End Date:</b> Jan-23 / Aug-24  <b>2023 Average Month:</b> 349  <b>Jan-Aug 2023:</b> 2,978  <b>Filings Trending:</b> ▼</p>	<p><b>Circuit/Court ID:</b> 9 209199  <b>Type of Case:</b> Filings  <b>2024 Average Month:</b> 294  <b>Jan-Aug 2024 :</b> 2,352  <b>Overall AVG. Month:</b> 327</p>	<p style="text-align: center; font-weight: bold; font-size: 1.2em;">Jan 23 - Aug 24</p>		<p style="text-align: center; font-weight: bold; font-size: 1.2em;">2,352      2,978</p> <p style="text-align: center;">2024      2023</p>	

Filings by Division																
Divisions		Jan	Feb	Mar	Apr	May	Jun	Jul	Aug	Sep	Oct	Nov	Dec	Thru Aug	% Change	Total
<b>Total</b>	2024	339	293	295	290	317	255	290	273	-	-	-	-	2,352	-21%	2,352
	2023	415	396	451	346	409	320	325	316	337	318	301	250	2,978	▼	4,184
<b>Civil</b>	2024	53	38	59	53	70	50	58	38	-	-	-	-	419	19%	419
	2023	24	45	47	45	62	51	33	46	45	53	49	37	353	▲	537
<b>Criminal</b>	2024	76	80	62	88	102	82	72	71	-	-	-	-	633	-32%	633
	2023	105	108	154	91	169	75	116	109	134	101	86	48	927	▼	1,296
<b>Concealed Handgun Permits</b>	2024	160	138	135	108	101	81	105	119	-	-	-	-	947	-23%	947
	2023	215	186	182	152	134	134	127	104	110	132	130	105	1,234	▼	1,711
<b>Miscellaneous/ Other</b>	2024	49	37	39	41	42	42	55	44	-	-	-	-	349	-24%	349
	2023	71	57	65	57	44	60	49	56	48	32	36	60	459	▼	635
<b>Others</b>	2024	1	-	-	-	2	-	-	1	-	-	-	-	4	-20%	4
	2023	-	-	3	1	-	-	-	1	-	-	-	-	5	▼	5

Filings by Case Category																
Case Categories		Jan	Feb	Mar	Apr	May	Jun	Jul	Aug	Sep	Oct	Nov	Dec	Thru Aug	% Change	Total
<b>Administrative Law</b>	2024	-	-	-	-	-	-	1	1	-	-	-	-	2	-33%	2
	2023	-	-	-	2	1	-	-	-	-	-	-	-	-	3	▼
<b>Contested Divorce</b>	2024	3	2	10	3	4	5	9	3	-	-	-	-	39	11%	39
	2023	2	3	5	-	11	5	5	4	14	6	3	1	35	▲	59
<b>Domestic and Family - Level 1</b>	2024	2	2	15	4	4	6	3	2	-	-	-	-	38	36%	38
	2023	2	4	4	2	1	6	2	7	3	12	4	5	28	▲	52
<b>Domestic and Family - Level 2</b>	2024	16	8	4	9	10	4	10	11	-	-	-	-	72	24%	72
	2023	11	4	15	5	10	5	-	8	1	6	8	8	58	▲	81
<b>Felonies and Related Matters</b>	2024	51	40	34	45	66	46	45	42	-	-	-	-	369	-24%	369
	2023	63	66	89	52	93	33	39	52	78	40	58	24	487	▼	687
<b>General Civil - Level 1</b>	2024	-	1	-	-	1	1	-	-	-	-	-	-	3	0%	3
	2023	1	1	-	1	-	-	-	-	-	-	-	2	3	↔	5
<b>General Civil - Level 2</b>	2024	10	10	14	14	24	12	12	7	-	-	-	-	103	81%	103
	2023	3	9	6	12	9	7	4	7	13	11	16	8	57	▲	105
<b>General Civil - Level 3</b>	2024	14	4	7	4	8	1	9	3	-	-	-	-	50	9%	50
	2023	8	7	5	6	9	1	5	5	2	4	6	8	46	▲	66
<b>Miscellaneous Civil</b>	2024	201	167	167	144	131	119	151	152	-	-	-	-	1,232	-24%	1,232
	2023	270	236	241	194	171	191	172	149	155	158	160	154	1,624	▼	2,251
<b>Misdemeanor</b>	2024	20	21	14	26	26	21	18	23	-	-	-	-	169	-50%	169
	2023	34	33	54	30	67	29	58	36	42	46	23	14	341	▼	466
<b>Other</b>	2024	5	4	1	5	7	3	4	5	-	-	-	-	34	-26%	34
	2023	5	3	6	5	5	8	4	10	1	7	1	4	46	▼	59
<b>Other Criminally Related Matters</b>	2024	5	19	14	17	10	15	9	6	-	-	-	-	95	-4%	95
	2023	8	9	11	9	9	13	19	21	14	15	5	10	99	▼	143
<b>Probates/Wills &amp; Trusts - Level 1</b>	2024	1	1	-	-	1	-	-	-	-	-	-	-	3	50%	3
	2023	-	1	-	1	-	-	-	-	-	-	-	-	2	▲	2
<b>Probates/Wills &amp; Trusts - Level 2</b>	2024	2	2	1	2	3	5	4	2	-	-	-	-	21	-19%	21
	2023	2	3	2	2	9	3	4	1	1	1	2	4	26	▼	34
<b>Protective Orders</b>	2024	-	-	-	-	-	-	-	-	-	-	-	-	0	-100%	0
	2023	-	-	-	-	-	1	-	-	-	-	1	-	1	▼	2
<b>Uncontested Divorce</b>	2024	9	12	14	17	22	17	15	16	-	-	-	-	122	0%	122
	2023	6	17	13	25	14	18	13	16	13	12	12	10	122	↔	169

This report reflects data in the case management system. Numbers will update accordingly as reports are refreshed and posted.

# CPSS-CCMS-10.01 CASELOAD STATISTICS OF THE CIRCUIT COURTS

Williamsburg

January 2023 -- August 2024 Filings

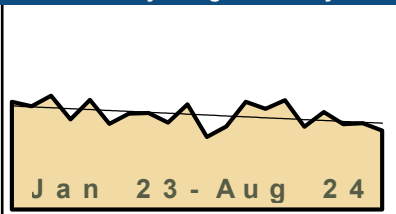
Alexandria and Fairfax Circuit are not Included in State Totals

## Dashboard

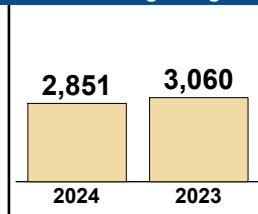
**Court:** Williamsburg Circuit  
**Start/End Date:** Jan-23 / Aug-24  
**2023 Average Month:** 365  
**Jan-Aug 2023:** 3,060  
**Filings Trending:** ▼

**Circuit/Court ID:** 9 209830  
**Type of Case:** Filings  
**2024 Average Month:** 356  
**Jan-Aug 2024 :** 2,851  
**Overall AVG. Month:** 362

## Monthly Filings Summary



## Jan --- Aug Filings




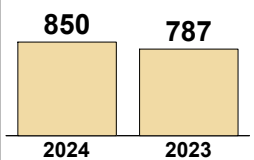
## Filings by Division

Divisions		Jan	Feb	Mar	Apr	May	Jun	Jul	Aug	Sep	Oct	Nov	Dec	Thru Aug	% Change	Total
<b>Total</b>	2024	410	384	416	315	371	325	329	301	-	-	-	-	2,851	-7%	2,851
	2023	410	394	434	344	418	326	366	368	331	401	276	317	3,060	▼	4,385
<b>Civil</b>	2024	49	45	64	53	50	48	45	57	-	-	-	-	411	-5%	411
	2023	57	47	58	44	56	66	46	57	50	57	41	36	431	▼	615
<b>Criminal</b>	2024	123	89	116	69	103	118	116	75	-	-	-	-	809	-4%	809
	2023	80	84	125	89	151	70	140	104	118	145	91	71	843	▼	1,268
<b>Concealed Handgun Permits</b>	2024	152	141	133	92	107	97	81	105	-	-	-	-	908	-14%	908
	2023	181	159	163	124	119	105	106	102	100	117	97	120	1,059	▼	1,493
<b>Miscellaneous/Other</b>	2024	86	109	103	101	111	62	83	63	-	-	-	-	718	-1%	718
	2023	92	104	87	86	91	84	74	105	63	82	47	90	723	▼	1,005
<b>Others</b>	2024	-	-	-	-	-	-	4	1	-	-	-	-	5	25%	5
	2023	-	-	1	1	1	1	-	-	-	-	-	-	4	▲	4

## Filings by Case Category

Case Categories		Jan	Feb	Mar	Apr	May	Jun	Jul	Aug	Sep	Oct	Nov	Dec	Thru Aug	% Change	Total
<b>Administrative Law</b>	2024	-	-	1	-	-	1	1	-	-	-	-	-	3	50%	3
	2023	-	2	-	-	-	-	-	-	-	1	1	-	2	▲	4
<b>Contested Divorce</b>	2024	8	7	4	6	4	2	-	11	-	-	-	-	42	-9%	42
	2023	8	10	2	5	7	5	6	3	6	4	4	3	46	▼	63
<b>Domestic and Family - Level 1</b>	2024	-	1	5	9	11	5	3	4	-	-	-	-	38	-19%	38
	2023	6	4	5	6	11	5	5	5	4	4	1	2	47	▼	58
<b>Domestic and Family - Level 2</b>	2024	2	1	3	2	1	2	2	3	-	-	-	-	16	-33%	16
	2023	6	1	6	3	1	3	1	3	1	1	1	4	24	▼	31
<b>Felonies and Related Matters</b>	2024	74	52	83	34	65	67	56	48	-	-	-	-	479	5%	479
	2023	41	47	76	54	85	35	70	48	88	82	35	40	456	▲	701
<b>General Civil - Level 1</b>	2024	-	3	-	1	1	-	-	-	-	-	-	-	5	25%	5
	2023	-	-	1	-	1	-	-	2	1	1	-	-	4	▲	6
<b>General Civil - Level 2</b>	2024	12	12	18	12	11	15	9	19	-	-	-	-	108	46%	108
	2023	6	6	11	8	10	12	8	13	13	15	11	9	74	▲	122
<b>General Civil - Level 3</b>	2024	9	8	8	4	10	7	8	7	-	-	-	-	61	-39%	61
	2023	14	10	17	7	11	23	9	9	8	17	13	8	100	▼	146
<b>Miscellaneous Civil</b>	2024	187	178	174	125	144	134	129	139	-	-	-	-	1,210	-10%	1,210
	2023	214	197	205	159	151	139	134	140	127	156	122	158	1,339	▼	1,902
<b>Misdemeanor</b>	2024	24	25	31	27	30	29	47	23	-	-	-	-	236	-20%	236
	2023	31	23	32	31	54	22	57	46	15	50	40	20	296	▼	421
<b>Other</b>	2024	47	67	56	69	70	20	36	25	-	-	-	-	390	-8%	390
	2023	55	63	39	49	55	49	45	67	35	39	15	51	422	▼	562
<b>Other Criminally Related Matters</b>	2024	25	13	9	9	8	22	13	4	-	-	-	-	103	6%	103
	2023	9	14	18	4	12	13	17	10	16	13	16	11	97	▲	153
<b>Probates/Wills &amp; Trusts - Level 1</b>	2024	-	-	2	-	2	-	1	-	-	-	-	-	5	0%	5
	2023	-	2	1	-	-	1	-	1	-	1	-	-	5	↔	6
<b>Probates/Wills &amp; Trusts - Level 2</b>	2024	3	2	5	4	2	2	4	2	-	-	-	-	24	-4%	24
	2023	3	1	1	4	1	4	5	6	4	5	2	4	25	▼	40
<b>Uncontested Divorce</b>	2024	19	15	17	13	12	19	20	16	-	-	-	-	131	7%	131
	2023	17	14	20	14	19	15	9	15	13	12	15	7	123	▲	170

This report reflects data in the case management system. Numbers will update accordingly as reports are refreshed and posted.

Dashboard	Monthly Filings Summary	Jan --- Aug Filings
<p><b>Court:</b> Appomattox Circuit  <b>Start/End Date:</b> Jan-23 / Aug-24  <b>2023 Average Month:</b> 95  <b>Jan-Aug 2023:</b> 787  <b>Filings Trending:</b> ▲</p>	<p><b>Circuit/Court ID:</b> 10 210011  <b>Type of Case:</b> Filings  <b>2024 Average Month:</b> 106  <b>Jan-Aug 2024 :</b> 850  <b>Overall AVG. Month:</b> 99</p>	 <p style="text-align: center;">Jan 23 - Aug 24</p>
		 <p style="text-align: center;">850 787 2024 2023</p>

Filings by Division																
Divisions		Jan	Feb	Mar	Apr	May	Jun	Jul	Aug	Sep	Oct	Nov	Dec	Thru Aug	% Change	Total
<b>Total</b>	2024	116	110	108	102	143	138	61	72	-	-	-	-	850	8%	850
	2023	120	99	140	113	78	57	65	115	96	107	82	65	787	▲	1,137
<b>Civil</b>	2024	9	9	15	11	22	12	6	11	-	-	-	-	95	27%	95
	2023	8	8	7	16	8	9	3	16	12	14	7	11	75	▲	119
<b>Criminal</b>	2024	49	35	33	47	85	79	16	18	-	-	-	-	362	34%	362
	2023	36	29	43	52	23	12	19	56	31	39	33	17	270	▲	390
<b>Concealed Handgun Permits</b>	2024	52	57	53	33	28	42	32	39	-	-	-	-	336	-12%	336
	2023	70	50	83	40	42	27	34	36	45	47	35	32	382	▼	541
<b>Miscellaneous/ Other</b>	2024	6	9	7	11	8	5	7	4	-	-	-	-	57	-3%	57
	2023	6	12	7	5	5	9	8	7	8	7	7	5	59	▼	86
<b>Others</b>	2024	-	-	-	-	-	-	-	-	-	-	-	-	0	-100%	0
	2023	-	-	-	-	-	-	1	-	-	-	-	-	1	▼	1

Filings by Case Category																
Case Categories		Jan	Feb	Mar	Apr	May	Jun	Jul	Aug	Sep	Oct	Nov	Dec	Thru Aug	% Change	Total
<b>Administrative Law</b>	2024	-	-	-	-	-	-	-	1	-	-	-	-	1	1	1
	2023	-	-	-	-	-	-	-	-	-	-	-	-	0	↔	0
<b>Contested Divorce</b>	2024	1	1	5	3	2	-	-	2	-	-	-	-	14	56%	14
	2023	-	-	1	2	1	1	1	3	-	2	2	1	9	▲	14
<b>Domestic and Family - Level 1</b>	2024	1	2	-	2	4	4	-	1	-	-	-	-	14	27%	14
	2023	-	3	1	4	-	-	-	3	2	6	-	3	11	▲	22
<b>Domestic and Family - Level 2</b>	2024	-	1	1	-	2	3	-	1	-	-	-	-	8	-38%	8
	2023	-	4	-	1	2	2	1	3	1	-	-	-	13	▼	14
<b>Felonies and Related Matters</b>	2024	33	30	24	28	75	68	9	12	-	-	-	-	279	31%	279
	2023	30	20	25	48	18	9	16	47	19	20	30	13	213	▲	295
<b>General Civil - Level 1</b>	2024	-	-	-	-	-	-	-	2	-	-	-	-	2	2	2
	2023	-	-	-	-	-	-	-	-	-	-	-	-	0	↔	0
<b>General Civil - Level 2</b>	2024	-	3	3	2	5	-	1	-	-	-	-	-	14	17%	14
	2023	2	1	2	3	1	-	-	3	2	3	2	-	12	▲	19
<b>General Civil - Level 3</b>	2024	6	4	5	1	2	1	2	-	-	-	-	-	21	91%	21
	2023	3	1	1	-	1	4	-	1	4	4	1	4	11	▲	24
<b>Miscellaneous Civil</b>	2024	57	62	60	43	34	46	38	43	-	-	-	-	383	-12%	383
	2023	76	61	90	45	47	36	41	41	53	53	42	37	437	▼	622
<b>Misdemeanor</b>	2024	15	4	9	15	8	7	7	6	-	-	-	-	71	45%	71
	2023	6	8	11	4	5	3	3	9	8	11	3	4	49	▲	75
<b>Other</b>	2024	-	-	-	1	2	-	-	1	-	-	-	-	4	33%	4
	2023	1	-	-	-	-	-	1	1	-	-	-	-	3	▲	3
<b>Other Criminally Related Matters</b>	2024	1	1	-	4	2	4	-	1	-	-	-	-	13	63%	13
	2023	-	1	7	-	-	-	-	-	4	8	-	-	8	▲	20
<b>Probates/Wills &amp; Trusts - Level 1</b>	2024	-	-	-	1	-	-	-	-	-	-	-	-	1	1	1
	2023	-	-	-	-	-	-	-	-	-	-	-	-	0	↔	0
<b>Probates/Wills &amp; Trusts - Level 2</b>	2024	-	-	-	1	2	-	2	-	-	-	-	-	5	25%	5
	2023	-	-	1	1	-	-	-	2	-	-	-	-	4	▲	4
<b>Uncontested Divorce</b>	2024	2	2	1	1	5	5	2	2	-	-	-	-	20	18%	20
	2023	2	-	1	5	3	2	2	2	3	-	2	3	17	▲	25

This report reflects data in the case management system. Numbers will update accordingly as reports are refreshed and posted.

Dashboard	Monthly Filings Summary	Jan --- Aug Filings
<p><b>Court:</b> Buckingham Circuit  <b>Start/End Date:</b> Jan-23 / Aug-24  <b>2023 Average Month:</b> 97  <b>Jan-Aug 2023:</b> 882  <b>Filings Trending:</b> ▼</p> <p><b>Circuit/Court ID:</b> 10 210029  <b>Type of Case:</b> Filings  <b>2024 Average Month:</b> 98  <b>Jan-Aug 2024 :</b> 785  <b>Overall AVG. Month:</b> 98</p>		

Filings by Division																
Divisions		Jan	Feb	Mar	Apr	May	Jun	Jul	Aug	Sep	Oct	Nov	Dec	Thru Aug	% Change	Total
<b>Total</b>	2024	92	94	95	116	67	112	99	110	-	-	-	-	785	-11%	785
	2023	202	58	121	124	85	105	74	113	105	102	41	36	882	▼	1,166
<b>Civil</b>	2024	10	8	12	8	4	6	12	11	-	-	-	-	71	6%	71
	2023	8	9	7	9	8	9	13	4	8	7	7	1	67	▲	90
<b>Criminal</b>	2024	23	27	27	51	28	59	32	22	-	-	-	-	269	-39%	269
	2023	140	11	50	60	35	68	22	57	48	60	9	18	443	▼	578
<b>Concealed Handgun Permits</b>	2024	38	38	37	34	21	23	27	20	-	-	-	-	238	-10%	238
	2023	43	28	48	36	27	21	24	38	35	23	18	10	265	▼	351
<b>Miscellaneous/Other</b>	2024	21	21	19	23	14	24	28	55	-	-	-	-	205	92%	205
	2023	11	10	16	19	15	7	15	14	14	12	7	7	107	▲	147
<b>Others</b>	2024	-	-	-	-	-	-	-	2	-	-	-	-	2	2	2
	2023	-	-	-	-	-	-	-	-	-	-	-	-	0	↔	0

Filings by Case Category																
Case Categories		Jan	Feb	Mar	Apr	May	Jun	Jul	Aug	Sep	Oct	Nov	Dec	Thru Aug	% Change	Total
<b>Administrative Law</b>	2024	1	-	-	-	-	-	-	-	-	-	-	-	1	-50%	1
	2023	1	-	-	-	1	-	-	-	-	1	1	-	2	▼	4
<b>Contested Divorce</b>	2024	-	1	1	4	-	-	2	2	-	-	-	-	10	-17%	10
	2023	-	-	1	3	1	1	4	2	1	-	-	1	12	▼	14
<b>Domestic and Family - Level 1</b>	2024	3	1	4	1	1	1	2	1	-	-	-	-	14	367%	14
	2023	2	-	-	-	-	1	-	-	-	-	-	-	3	▲	3
<b>Domestic and Family - Level 2</b>	2024	-	-	1	-	-	1	1	1	-	-	-	-	4	-43%	4
	2023	-	1	-	-	2	3	1	-	1	-	2	-	7	▼	10
<b>Felonies and Related Matters</b>	2024	19	19	20	38	17	51	25	18	-	-	-	-	207	-44%	207
	2023	132	5	40	47	26	66	14	40	34	37	8	14	370	▼	463
<b>General Civil - Level 1</b>	2024	-	-	-	-	-	-	-	1	-	-	-	-	1	-75%	1
	2023	1	-	2	-	1	-	-	-	-	-	-	-	4	▼	4
<b>General Civil - Level 2</b>	2024	1	1	1	-	-	3	-	3	-	-	-	-	9	-44%	9
	2023	2	3	2	1	2	2	1	3	2	2	3	-	16	▼	23
<b>General Civil - Level 3</b>	2024	1	3	3	1	-	1	3	-	-	-	-	-	12	33%	12
	2023	1	2	2	-	-	2	2	-	-	2	1	-	9	▲	12
<b>Miscellaneous Civil</b>	2024	44	46	41	40	26	31	33	30	-	-	-	-	291	-10%	291
	2023	50	33	61	47	30	25	30	47	46	32	25	12	323	▼	438
<b>Misdemeanor</b>	2024	4	5	6	10	10	8	6	3	-	-	-	-	52	-16%	52
	2023	8	5	9	11	9	1	6	13	7	23	1	4	62	▼	97
<b>Other</b>	2024	15	12	15	17	9	13	21	47	-	-	-	-	149	231%	149
	2023	3	5	2	8	11	2	10	4	2	2	-	5	45	▲	54
<b>Other Criminally Related Matters</b>	2024	-	3	1	3	1	-	1	2	-	-	-	-	11	0%	11
	2023	-	1	1	2	-	1	2	4	7	-	-	-	11	↔	18
<b>Probates/Wills &amp; Trusts - Level 1</b>	2024	-	-	-	1	-	-	-	-	-	-	-	-	1	1	1
	2023	-	-	-	-	-	-	-	-	1	-	-	-	0	↔	1
<b>Probates/Wills &amp; Trusts - Level 2</b>	2024	1	-	1	1	-	-	1	-	-	-	-	-	4	33%	4
	2023	-	-	-	1	-	1	1	-	1	-	-	-	3	▲	4
<b>Uncontested Divorce</b>	2024	3	3	1	-	3	3	4	2	-	-	-	-	19	27%	19
	2023	2	3	1	4	2	-	3	-	3	3	-	-	15	▲	21



Dashboard		Monthly Filings Summary		Jan --- Aug Filings					
<p><b>Court:</b> Charlotte Circuit  <b>Start/End Date:</b> Jan-23 / Aug-24  <b>2023 Average Month:</b> 77  <b>Jan-Aug 2023:</b> 545  <b>Filings Trending:</b> ▲</p>	<p><b>Circuit/Court ID:</b> 10 210037  <b>Type of Case:</b> Filings  <b>2024 Average Month:</b> 73  <b>Jan-Aug 2024 :</b> 582  <b>Overall AVG. Month:</b> 75</p>	<p style="text-align: center; font-weight: bold; color: white;">Jan 23 - Aug 24</p>		<table style="margin: auto;"> <tr> <td style="text-align: center; width: 50px;"><b>582</b></td> <td style="text-align: center; width: 50px;"><b>545</b></td> </tr> <tr> <td style="text-align: center; width: 50px;">2024</td> <td style="text-align: center; width: 50px;">2023</td> </tr> </table>		<b>582</b>	<b>545</b>	2024	2023
<b>582</b>	<b>545</b>								
2024	2023								

Filings by Division																
Divisions		Jan	Feb	Mar	Apr	May	Jun	Jul	Aug	Sep	Oct	Nov	Dec	Thru Aug	% Change	Total
<b>Total</b>	2024	73	67	63	160	41	69	42	67	-	-	-	-	582	7%	582
	2023	51	64	84	50	64	96	52	84	85	91	76	123	545	▲	920
<b>Civil</b>	2024	10	10	7	8	4	7	6	4	-	-	-	-	56	-7%	56
	2023	7	8	11	5	10	3	8	8	14	5	13	9	60	▼	101
<b>Criminal</b>	2024	19	12	12	118	8	27	8	39	-	-	-	-	243	13%	243
	2023	6	27	21	27	16	73	7	39	31	50	32	23	216	▲	352
<b>Concealed Handgun Permits</b>	2024	17	27	24	17	16	11	13	10	-	-	-	-	135	-15%	135
	2023	21	18	39	8	19	12	20	21	23	18	23	15	158	▼	237
<b>Miscellaneous/Other</b>	2024	26	18	20	17	13	24	15	14	-	-	-	-	147	32%	147
	2023	17	11	13	10	19	8	17	16	17	18	8	76	111	▲	230
<b>Others</b>	2024	1	-	-	-	-	-	-	-	-	-	-	-	1	1	1
	2023	-	-	-	-	-	-	-	-	-	-	-	-	0	↔	0

Filings by Case Category																
Case Categories		Jan	Feb	Mar	Apr	May	Jun	Jul	Aug	Sep	Oct	Nov	Dec	Thru Aug	% Change	Total
<b>Administrative Law</b>	2024	-	-	1	-	-	-	-	-	-	-	-	-	1	1	1
	2023	-	-	-	-	-	-	-	-	-	-	-	-	0	↔	0
<b>Contested Divorce</b>	2024	-	1	-	2	1	-	2	1	-	-	-	-	7	75%	7
	2023	-	-	1	-	1	-	2	-	1	-	1	3	4	▲	9
<b>Domestic and Family - Level 1</b>	2024	1	-	-	1	-	2	2	1	-	-	-	-	7	-59%	7
	2023	1	4	4	2	6	-	-	-	3	1	1	1	17	▼	23
<b>Domestic and Family - Level 2</b>	2024	2	3	-	-	1	1	-	-	-	-	-	-	7	17%	7
	2023	1	-	-	1	-	2	1	1	1	1	2	-	6	▲	10
<b>Felonies and Related Matters</b>	2024	15	9	8	110	6	24	8	32	-	-	-	-	212	16%	212
	2023	4	25	15	21	10	70	3	34	20	46	16	18	182	▲	282
<b>General Civil - Level 1</b>	2024	-	-	-	-	-	-	-	-	-	-	-	-	0	-100%	0
	2023	-	-	-	-	-	-	1	-	-	-	-	-	1	▼	1
<b>General Civil - Level 2</b>	2024	-	-	1	1	1	2	-	2	-	-	-	-	7	40%	7
	2023	-	-	1	-	1	-	2	1	3	1	2	1	5	▲	12
<b>General Civil - Level 3</b>	2024	3	2	4	1	-	-	1	-	-	-	-	-	11	0%	11
	2023	3	1	1	-	1	1	1	3	4	3	4	1	11	↔	23
<b>Miscellaneous Civil</b>	2024	20	34	30	22	20	21	16	16	-	-	-	-	179	-11%	179
	2023	29	23	44	12	25	15	27	26	31	28	28	21	201	▼	309
<b>Misdemeanor</b>	2024	3	3	4	9	2	2	1	3	-	-	-	-	27	-4%	27
	2023	2	1	2	6	7	2	3	5	10	4	10	6	28	▼	58
<b>Other</b>	2024	23	11	13	12	9	14	11	8	-	-	-	-	101	46%	101
	2023	9	7	8	6	12	5	10	12	9	7	3	70	69	▲	158
<b>Other Criminally Related Matters</b>	2024	1	-	-	-	-	1	-	4	-	-	-	-	6	-25%	6
	2023	-	1	5	-	-	1	1	-	1	-	6	-	8	▼	15
<b>Probates/Wills &amp; Trusts - Level 1</b>	2024	1	-	-	-	-	-	-	-	-	-	-	-	1	1	1
	2023	-	-	-	-	-	-	-	-	-	-	-	-	0	↔	0
<b>Probates/Wills &amp; Trusts - Level 2</b>	2024	1	1	-	1	-	1	-	-	-	-	-	-	4	100%	4
	2023	-	-	-	-	1	-	-	1	1	-	-	-	2	▲	3
<b>Uncontested Divorce</b>	2024	3	3	2	1	1	1	1	-	-	-	-	-	12	9%	12
	2023	2	2	3	2	-	-	1	1	1	-	3	2	11	▲	17

This report reflects data in the case management system. Numbers will update accordingly as reports are refreshed and posted.

Dashboard		Monthly Filings Summary		Jan --- Aug Filings					
<p><b>Court:</b> Cumberland Circuit  <b>Start/End Date:</b> Jan-23 / Aug-24  <b>2023 Average Month:</b> 51  <b>Jan-Aug 2023:</b> 407  <b>Filings Trending:</b> ▲</p>	<p><b>Circuit/Court ID:</b> 10 210049  <b>Type of Case:</b> Filings  <b>2024 Average Month:</b> 53  <b>Jan-Aug 2024 :</b> 427  <b>Overall AVG. Month:</b> 52</p>	<p style="text-align: center; font-weight: bold; font-size: 1.2em;">Jan 23 - Aug 24</p>		<table style="margin: auto;"> <tr> <td style="text-align: center; width: 50px;"><b>427</b></td> <td style="text-align: center; width: 50px;"><b>407</b></td> </tr> <tr> <td style="text-align: center; width: 50px;">2024</td> <td style="text-align: center; width: 50px;">2023</td> </tr> </table>		<b>427</b>	<b>407</b>	2024	2023
<b>427</b>	<b>407</b>								
2024	2023								

Filings by Division																
Divisions		Jan	Feb	Mar	Apr	May	Jun	Jul	Aug	Sep	Oct	Nov	Dec	Thru Aug	% Change	Total
<b>Total</b>	2024	52	58	54	51	36	60	48	68	-	-	-	-	427	5%	427
	2023	64	63	48	48	34	61	35	54	48	40	52	62	407	▲	609
<b>Civil</b>	2024	5	4	2	3	4	1	6	7	-	-	-	-	32	-37%	32
	2023	6	7	7	3	4	6	6	12	7	6	6	9	51	▼	79
<b>Criminal</b>	2024	5	21	11	14	11	38	15	20	-	-	-	-	135	3%	135
	2023	21	24	6	21	6	31	11	11	14	11	19	15	131	▲	190
<b>Concealed Handgun Permits</b>	2024	28	18	25	22	16	15	16	25	-	-	-	-	165	2%	165
	2023	26	23	28	18	16	15	14	22	19	16	20	29	162	▲	246
<b>Miscellaneous/Other</b>	2024	14	15	16	12	5	6	10	15	-	-	-	-	93	48%	93
	2023	11	9	7	6	8	9	4	9	8	7	7	9	63	▲	94
<b>Others</b>	2024	-	-	-	-	-	-	1	1	-	-	-	-	2	2	2
	2023	-	-	-	-	-	-	-	-	-	-	-	-	0	↔	0

Filings by Case Category																
Case Categories		Jan	Feb	Mar	Apr	May	Jun	Jul	Aug	Sep	Oct	Nov	Dec	Thru Aug	% Change	Total
<b>Contested Divorce</b>	2024	-	-	-	1	-	1	2	1	-	-	-	-	5	0%	5
	2023	-	2	-	1	-	1	-	1	-	-	-	2	5	↔	7
<b>Domestic and Family - Level 1</b>	2024	-	-	-	-	2	-	1	-	-	-	-	-	3	50%	3
	2023	1	-	-	-	-	-	-	1	3	-	4	-	2	▲	9
<b>Domestic and Family - Level 2</b>	2024	-	1	-	-	-	-	-	-	-	-	-	-	1	0%	1
	2023	-	-	-	-	1	-	-	-	1	-	-	-	1	↔	2
<b>Felonies and Related Matters</b>	2024	3	20	8	8	8	30	9	11	-	-	-	-	97	45%	97
	2023	15	13	2	11	5	13	4	4	12	6	13	13	67	▲	111
<b>General Civil - Level 1</b>	2024	-	-	-	-	-	-	-	-	-	-	-	-	0	0	0
	2023	-	-	-	-	-	-	-	-	-	1	-	-	0	↔	1
<b>General Civil - Level 2</b>	2024	1	1	1	-	-	-	1	-	-	-	-	-	4	-20%	4
	2023	1	-	1	-	-	-	-	-	1	2	-	5	5	▼	13
<b>General Civil - Level 3</b>	2024	2	1	-	1	-	-	2	2	-	-	-	-	8	-50%	8
	2023	3	2	-	-	1	4	2	4	1	-	-	1	16	▼	18
<b>Miscellaneous Civil</b>	2024	36	20	33	26	19	19	18	33	-	-	-	-	204	0%	204
	2023	34	27	33	22	21	20	17	30	20	22	26	37	204	↔	309
<b>Misdemeanor</b>	2024	2	1	3	4	3	8	5	9	-	-	-	-	35	-24%	35
	2023	6	6	3	5	-	18	3	5	2	5	6	2	46	▼	61
<b>Other</b>	2024	6	13	8	8	2	2	8	8	-	-	-	-	55	139%	55
	2023	3	5	3	2	2	4	2	2	7	1	1	1	23	▲	33
<b>Other Criminally Related Matters</b>	2024	-	-	-	2	-	-	1	-	-	-	-	-	3	-83%	3
	2023	-	5	1	5	1	-	4	2	-	-	-	-	18	▼	18
<b>Probates/Wills &amp; Trusts - Level 2</b>	2024	1	-	-	1	-	-	1	1	-	-	-	-	4	100%	4
	2023	-	1	1	-	-	-	-	-	-	1	-	-	2	▲	3
<b>Uncontested Divorce</b>	2024	1	1	1	-	2	-	-	3	-	-	-	-	8	-56%	8
	2023	1	2	4	2	2	1	2	4	1	2	2	1	18	▼	24

Dashboard		Monthly Filings Summary		Jan --- Aug Filings	
<p><b>Court:</b> Halifax Circuit  <b>Start/End Date:</b> Jan-23 / Aug-24  <b>2023 Average Month:</b> 224  <b>Jan-Aug 2023:</b> 1,838  <b>Filings Trending:</b> ▼</p>	<p><b>Circuit/Court ID:</b> 10 210083  <b>Type of Case:</b> Filings  <b>2024 Average Month:</b> 211  <b>Jan-Aug 2024 :</b> 1,689  <b>Overall AVG. Month:</b> 219</p>	<p>Jan 23 - Aug 24</p>		<div style="display: flex; justify-content: space-around;"> <div style="text-align: center;"> <p><b>1,689</b></p> <div style="width: 40px; height: 40px; background-color: #f0e68c; margin: 0 auto;"></div> <p>2024</p> </div> <div style="text-align: center;"> <p><b>1,838</b></p> <div style="width: 40px; height: 40px; background-color: #f0e68c; margin: 0 auto;"></div> <p>2023</p> </div> </div>	

Filings by Division																
Divisions		Jan	Feb	Mar	Apr	May	Jun	Jul	Aug	Sep	Oct	Nov	Dec	Thru Aug	% Change	Total
<b>Total</b>	2024	245	232	238	197	197	173	208	199	-	-	-	-	1,689	-8%	1,689
	2023	249	222	247	289	201	223	181	226	157	339	171	180	1,838	▼	2,685
<b>Civil</b>	2024	15	18	25	23	32	19	26	19	-	-	-	-	177	-16%	177
	2023	24	19	31	34	12	37	18	36	22	26	18	23	211	▼	300
<b>Criminal</b>	2024	137	111	103	87	85	96	99	81	-	-	-	-	799	1%	799
	2023	93	76	97	172	120	82	64	89	77	216	91	84	793	▲	1,261
<b>Concealed Handgun Permits</b>	2024	66	66	64	61	48	29	38	49	-	-	-	-	421	-22%	421
	2023	98	82	80	52	47	61	60	63	43	73	50	61	543	▼	770
<b>Miscellaneous/Other</b>	2024	27	37	46	26	32	29	44	50	-	-	-	-	291	0%	291
	2023	34	45	39	31	22	43	39	37	14	23	12	12	290	▲	351
<b>Others</b>	2024	-	-	-	-	-	-	1	-	-	-	-	-	1	0%	1
	2023	-	-	-	-	-	-	-	1	1	1	-	-	1	↔	3

Filings by Case Category																
Case Categories		Jan	Feb	Mar	Apr	May	Jun	Jul	Aug	Sep	Oct	Nov	Dec	Thru Aug	% Change	Total
<b>Administrative Law</b>	2024	-	-	-	-	1	-	-	-	-	-	-	-	1	-50%	1
	2023	-	-	2	-	-	-	-	-	1	-	-	-	2	▼	3
<b>Contested Divorce</b>	2024	2	2	-	2	2	1	3	3	-	-	-	-	15	-40%	15
	2023	4	2	5	3	1	6	1	3	3	2	1	3	25	▼	34
<b>Domestic and Family - Level 1</b>	2024	1	3	5	1	10	1	5	1	-	-	-	-	27	200%	27
	2023	3	-	-	2	-	2	1	1	1	4	4	1	9	▲	19
<b>Domestic and Family - Level 2</b>	2024	1	-	3	-	1	1	-	1	-	-	-	-	7	-30%	7
	2023	1	3	-	-	-	3	1	2	-	1	2	-	10	▼	13
<b>Felonies and Related Matters</b>	2024	92	68	75	55	61	70	81	56	-	-	-	-	558	7%	558
	2023	42	47	70	143	77	46	38	58	43	104	57	60	521	▲	785
<b>General Civil - Level 1</b>	2024	-	2	-	1	-	1	-	-	-	-	-	-	4	100%	4
	2023	-	1	-	-	-	1	-	-	-	-	-	-	2	▲	2
<b>General Civil - Level 2</b>	2024	6	4	1	4	3	3	1	3	-	-	-	-	25	-24%	25
	2023	5	1	4	7	3	5	4	4	4	2	2	3	33	▼	44
<b>General Civil - Level 3</b>	2024	-	2	10	10	6	7	4	5	-	-	-	-	44	-15%	44
	2023	5	3	7	19	4	3	5	6	2	6	2	4	52	▼	66
<b>Miscellaneous Civil</b>	2024	75	85	84	72	57	43	58	59	-	-	-	-	533	-17%	533
	2023	112	97	94	61	56	77	71	75	55	95	61	72	643	▼	926
<b>Misdemeanor</b>	2024	45	35	21	28	24	26	18	24	-	-	-	-	221	0%	221
	2023	40	29	29	19	38	28	18	21	20	102	22	24	222	▼	390
<b>Other</b>	2024	15	17	21	13	21	16	24	38	-	-	-	-	165	-16%	165
	2023	20	30	26	20	13	30	24	34	1	2	-	-	197	▼	200
<b>Other Criminally Related Matters</b>	2024	1	8	7	4	-	1	-	1	-	-	-	-	22	-60%	22
	2023	11	1	2	10	5	8	8	10	14	10	12	1	55	▼	92
<b>Probates/Wills &amp; Trusts - Level 1</b>	2024	-	-	-	-	1	-	1	-	-	-	-	-	2	0%	2
	2023	-	-	-	-	-	1	-	1	-	-	-	-	2	↔	2
<b>Probates/Wills &amp; Trusts - Level 2</b>	2024	-	-	2	-	4	1	-	-	-	-	-	-	7	-42%	7
	2023	-	-	1	-	1	5	2	3	7	1	2	3	12	▼	25
<b>Protective Orders</b>	2024	-	-	-	-	-	-	2	-	-	-	-	-	2	2	2
	2023	-	-	-	-	-	-	-	-	-	-	-	-	0	↔	0
<b>Uncontested Divorce</b>	2024	7	6	9	7	6	2	11	8	-	-	-	-	56	6%	56
	2023	6	8	7	5	3	8	8	8	6	10	6	9	53	▲	84

This report reflects data in the case management system. Numbers will update accordingly as reports are refreshed and posted.

# CPSS-CCMS-10.01 CASELOAD STATISTICS OF THE CIRCUIT COURTS

Lunenburg

January 2023 -- August 2024 Filings

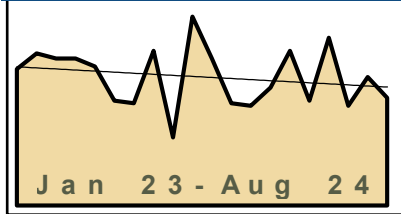
Alexandria and Fairfax Circuit are not Included in State Totals

## Dashboard

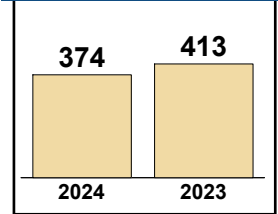
**Court:** Lunenburg Circuit  
**Start/End Date:** Jan-23 / Aug-24  
**2023 Average Month:** 51  
**Jan-Aug 2023:** 413  
**Filings Trending:** ▼

**Circuit/Court ID:** 10 210111  
**Type of Case:** Filings  
**2024 Average Month:** 47  
**Jan-Aug 2024 :** 374  
**Overall AVG. Month:** 49

## Monthly Filings Summary



## Jan --- Aug Filings



## Filings by Division

Divisions	Jan	Feb	Mar	Apr	May	Jun	Jul	Aug	Sep	Oct	Nov	Dec	Thru Aug	% Change	Total
<b>Total</b>	38	45	59	40	64	38	49	41	-	-	-	-	374	-9%	374
	52	58	56	56	53	40	39	59	26	72	56	39	413	▼	606
<b>Civil</b>	3	8	10	5	9	1	1	2	-	-	-	-	39	70%	39
	2	7	-	2	5	5	1	1	3	2	2	2	23	▲	32
<b>Criminal</b>	15	9	16	9	28	14	23	14	-	-	-	-	128	0%	128
	6	20	5	33	16	17	10	21	6	37	26	4	128	↔	201
<b>Concealed Handgun Permits</b>	13	24	24	21	24	17	19	20	-	-	-	-	162	-9%	162
	28	23	35	13	24	13	17	25	11	26	18	16	178	▼	249
<b>Miscellaneous/Other</b>	7	4	9	4	3	6	6	5	-	-	-	-	44	-48%	44
	16	8	16	8	8	5	11	12	6	7	10	17	84	▼	124
<b>Others</b>	-	-	-	1	-	-	-	-	-	-	-	-	1	1	1
	-	-	-	-	-	-	-	-	-	-	-	-	0	↔	0

## Filings by Case Category

Case Categories	Jan	Feb	Mar	Apr	May	Jun	Jul	Aug	Sep	Oct	Nov	Dec	Thru Aug	% Change	Total
<b>Contested Divorce</b>	1	1	2	1	4	-	-	1	-	-	-	-	10	150%	10
	1	1	-	1	-	1	-	-	-	-	-	1	4	▲	5
<b>Domestic and Family - Level 1</b>	-	1	2	-	-	-	-	-	-	-	-	-	3	50%	3
	-	2	-	-	-	-	-	-	-	-	-	-	2	▲	2
<b>Domestic and Family - Level 2</b>	-	-	1	-	-	1	-	-	-	-	-	-	2	2	2
	-	-	-	-	-	-	-	-	-	-	-	-	0	↔	0
<b>Felonies and Related Matters</b>	14	7	13	8	18	9	19	11	-	-	-	-	99	13%	99
	3	8	3	22	14	15	6	17	4	31	17	4	88	▲	144
<b>General Civil - Level 1</b>	-	2	-	-	-	1	-	-	-	-	-	-	3	200%	3
	-	-	-	1	-	-	-	-	-	-	-	-	1	▲	1
<b>General Civil - Level 2</b>	2	1	3	3	2	2	3	1	-	-	-	-	17	-43%	17
	10	2	5	3	1	1	7	1	1	1	-	3	30	▼	35
<b>General Civil - Level 3</b>	1	4	-	-	1	1	2	2	-	-	-	-	11	-39%	11
	5	2	2	1	2	-	2	4	3	-	1	1	18	▼	23
<b>Miscellaneous Civil</b>	18	26	32	23	25	19	20	23	-	-	-	-	186	-11%	186
	29	28	44	16	29	17	19	28	13	32	27	30	210	▼	312
<b>Misdemeanor</b>	1	2	3	-	2	2	2	2	-	-	-	-	14	-60%	14
	2	12	2	11	2	2	1	3	1	6	5	-	35	▼	47
<b>Other</b>	-	-	-	1	-	-	-	-	-	-	-	-	1	-83%	1
	-	-	-	-	1	1	-	4	1	-	1	-	6	▼	8
<b>Other Criminally Related Matters</b>	-	-	-	1	8	3	2	1	-	-	-	-	15	200%	15
	1	-	-	-	-	-	3	1	1	-	4	-	5	▲	10
<b>Probates/Wills &amp; Trusts - Level 2</b>	-	-	-	-	-	-	-	-	-	2	1	-	0	-100%	0
	-	1	-	-	-	-	-	-	-	-	-	-	1	▼	4
<b>Protective Orders</b>	-	-	1	-	-	-	-	-	-	-	-	-	1	1	1
	-	-	-	-	-	-	-	-	-	-	-	-	0	↔	0
<b>Uncontested Divorce</b>	1	1	2	3	4	-	1	-	-	-	-	-	12	-8%	12
	1	2	-	1	4	3	1	1	-	1	1	-	13	▼	15

# CPSS-CCMS-10.01 CASELOAD STATISTICS OF THE CIRCUIT COURTS

Mecklenburg

January 2023 -- August 2024 Filings

Alexandria and Fairfax Circuit are not Included in State Totals

Dashboard	Monthly Filings Summary	Jan --- Aug Filings
<p><b>Court:</b> Mecklenburg Circuit  <b>Start/End Date:</b> Jan-23 / Aug-24  <b>2023 Average Month:</b> 271  <b>Jan-Aug 2023:</b> 2,260  <b>Filings Trending:</b> ▼</p> <p><b>Circuit/Court ID:</b> 10 210117  <b>Type of Case:</b> Filings  <b>2024 Average Month:</b> 255  <b>Jan-Aug 2024 :</b> 2,041  <b>Overall AVG. Month:</b> 264</p>	<p>Jan 23 - Aug 24</p>	<div style="display: flex; justify-content: space-around;"> <div style="text-align: center;"> <p><b>2,041</b></p> <div style="width: 40px; height: 40px; background-color: #f0e68c; margin: 0 auto;"></div> <p>2024</p> </div> <div style="text-align: center;"> <p><b>2,260</b></p> <div style="width: 40px; height: 40px; background-color: #f0e68c; margin: 0 auto;"></div> <p>2023</p> </div> </div>

Filings by Division																
Divisions		Jan	Feb	Mar	Apr	May	Jun	Jul	Aug	Sep	Oct	Nov	Dec	Thru Aug	% Change	Total
<b>Total</b>	2024	343	283	270	290	209	254	175	217	-	-	-	-	2,041	-10%	2,041
	2023	251	283	337	274	357	245	190	323	320	257	234	176	2,260	▼	3,247
<b>Civil</b>	2024	40	45	36	36	37	47	27	41	-	-	-	-	309	-18%	309
	2023	33	52	79	50	51	47	29	36	98	41	44	34	377	▼	594
<b>Criminal</b>	2024	186	128	132	163	73	134	65	87	-	-	-	-	968	-4%	968
	2023	81	116	116	98	194	112	94	202	122	116	111	87	1,013	▼	1,449
<b>Concealed Handgun Permits</b>	2024	76	62	62	52	57	40	50	67	-	-	-	-	466	-16%	466
	2023	94	72	83	85	74	55	42	53	56	54	53	30	558	▼	751
<b>Miscellaneous/Other</b>	2024	40	47	37	39	41	32	29	22	-	-	-	-	287	-7%	287
	2023	42	42	59	41	38	30	24	32	44	46	25	25	308	▼	448
<b>Others</b>	2024	1	1	3	-	1	1	4	-	-	-	-	-	11	175%	11
	2023	1	1	-	-	-	1	1	-	-	-	1	-	4	▲	5

Filings by Case Category																
Case Categories		Jan	Feb	Mar	Apr	May	Jun	Jul	Aug	Sep	Oct	Nov	Dec	Thru Aug	% Change	Total
<b>Administrative Law</b>	2024	-	2	-	-	-	-	-	2	-	-	-	-	4	300%	4
	2023	-	-	-	-	-	1	-	-	-	-	-	-	1	▲	1
<b>Capital Murder</b>	2024	-	-	-	-	-	3	-	-	-	-	-	-	3	50%	3
	2023	-	-	-	-	-	-	-	2	-	-	-	-	2	▲	2
<b>Contested Divorce</b>	2024	6	8	5	7	9	7	6	9	-	-	-	-	57	-31%	57
	2023	4	11	28	10	13	3	9	5	13	5	6	6	83	▼	113
<b>Domestic and Family - Level 1</b>	2024	4	1	2	2	-	3	2	3	-	-	-	-	17	-68%	17
	2023	3	9	10	5	5	12	4	5	8	2	6	1	53	▼	70
<b>Domestic and Family - Level 2</b>	2024	1	1	1	1	1	1	-	-	-	-	-	-	6	0%	6
	2023	-	-	-	-	2	3	-	1	3	1	-	2	6	↔	12
<b>Felonies and Related Matters</b>	2024	157	81	68	121	51	82	29	54	-	-	-	-	643	-12%	643
	2023	60	94	84	57	165	69	70	132	81	89	69	29	731	▼	999
<b>General Civil - Level 1</b>	2024	1	-	-	-	-	1	-	1	-	-	-	-	3	50%	3
	2023	-	-	1	-	-	-	1	-	-	-	1	-	2	▲	3
<b>General Civil - Level 2</b>	2024	5	2	3	5	9	9	2	7	-	-	-	-	42	75%	42
	2023	2	3	4	2	3	2	5	3	10	9	4	6	24	▲	53
<b>General Civil - Level 3</b>	2024	-	5	2	6	-	-	2	2	-	-	-	-	17	-23%	17
	2023	2	2	5	2	3	3	2	3	46	2	6	5	22	▼	81
<b>Miscellaneous Civil</b>	2024	85	79	71	62	68	51	62	82	-	-	-	-	560	-15%	560
	2023	103	85	100	107	84	67	47	65	78	74	62	43	658	▼	915
<b>Misdemeanor</b>	2024	23	32	60	36	11	44	26	28	-	-	-	-	260	17%	260
	2023	20	22	24	18	24	35	20	60	37	26	37	51	223	▲	374
<b>Other</b>	2024	31	25	29	24	30	25	21	6	-	-	-	-	191	-5%	191
	2023	35	29	40	18	27	17	16	19	23	24	16	10	201	▼	274
<b>Other Criminally Related Matters</b>	2024	6	15	4	6	11	5	12	5	-	-	-	-	64	7%	64
	2023	1	2	8	23	6	8	4	8	4	1	5	7	60	▲	77
<b>Probates/Wills &amp; Trusts - Level 1</b>	2024	-	-	1	1	1	-	-	2	-	-	-	-	5	-38%	5
	2023	-	3	-	1	2	1	1	-	-	-	-	-	8	▼	8
<b>Probates/Wills &amp; Trusts - Level 2</b>	2024	2	1	-	2	-	1	-	-	-	-	-	-	6	-14%	6
	2023	2	2	2	1	-	-	-	-	1	3	-	-	7	▼	11
<b>Protective Orders</b>	2024	-	-	-	-	-	-	-	-	-	-	-	-	0	-100%	0
	2023	-	-	1	-	-	-	-	-	-	-	-	-	1	▼	1
<b>Uncontested Divorce</b>	2024	22	31	24	17	18	22	13	16	-	-	-	-	163	-8%	163
	2023	19	21	30	30	23	24	11	20	16	21	22	16	178	▼	253

This report reflects data in the case management system. Numbers will update accordingly as reports are refreshed and posted.

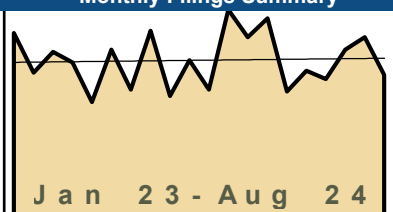
Dashboard	Monthly Filings Summary	Jan --- Aug Filings				
<p><b>Court:</b> Prince Edward Circuit  <b>Start/End Date:</b> Jan-23 / Aug-24  <b>2023 Average Month:</b> 114  <b>Jan-Aug 2023:</b> 907  <b>Filings Trending:</b> ↔</p> <p><b>Circuit/Court ID:</b> 10 210147  <b>Type of Case:</b> Filings  <b>2024 Average Month:</b> 116  <b>Jan-Aug 2024 :</b> 927  <b>Overall AVG. Month:</b> 115</p>		<table border="1" style="margin: auto;"> <tr> <td style="width:50%; text-align: center;"><b>927</b></td> <td style="width:50%; text-align: center;"><b>907</b></td> </tr> <tr> <td style="text-align: center;">2024</td> <td style="text-align: center;">2023</td> </tr> </table>	<b>927</b>	<b>907</b>	2024	2023
<b>927</b>	<b>907</b>					
2024	2023					

Filings by Division																
Divisions		Jan	Feb	Mar	Apr	May	Jun	Jul	Aug	Sep	Oct	Nov	Dec	Thru Aug	% Change	Total
<b>Total</b>	2024	122	91	110	211	105	86	88	114	-	-	-	-	927	2%	927
	2023	120	90	119	96	126	130	123	103	136	123	106	97	907	▲	1,369
<b>Civil</b>	2024	9	6	12	20	16	9	11	16	-	-	-	-	99	15%	99
	2023	7	6	10	8	20	10	17	8	13	9	10	11	86	▲	129
<b>Criminal</b>	2024	63	28	55	146	48	47	41	54	-	-	-	-	482	28%	482
	2023	37	30	47	33	51	74	65	39	83	68	51	46	376	▲	624
<b>Concealed Handgun Permits</b>	2024	26	33	20	15	24	21	19	27	-	-	-	-	185	-22%	185
	2023	42	38	34	31	23	18	17	34	25	29	26	28	237	▼	345
<b>Miscellaneous/ Other</b>	2024	24	23	23	30	17	9	17	17	-	-	-	-	160	-22%	160
	2023	34	15	28	23	32	28	24	22	15	17	19	12	206	▼	269
<b>Others</b>	2024	-	1	-	-	-	-	-	-	-	-	-	-	1	-50%	1
	2023	-	1	-	1	-	-	-	-	-	-	-	-	2	▼	2

Filings by Case Category																
Case Categories		Jan	Feb	Mar	Apr	May	Jun	Jul	Aug	Sep	Oct	Nov	Dec	Thru Aug	% Change	Total
<b>Administrative Law</b>	2024	-	-	-	-	-	-	-	-	-	-	-	-	0	-100%	0
	2023	-	-	-	-	-	-	-	1	-	-	-	-	1	▼	1
<b>Capital Murder</b>	2024	-	-	-	-	-	-	-	-	-	-	-	-	0	-100%	0
	2023	-	-	1	-	-	-	-	1	-	-	-	-	2	▼	2
<b>Contested Divorce</b>	2024	2	2	2	1	2	-	1	-	-	-	-	-	10	-23%	10
	2023	2	-	1	2	3	-	4	1	1	1	-	1	13	▼	16
<b>Domestic and Family - Level 1</b>	2024	-	-	1	4	-	-	-	3	-	-	-	-	8	0%	8
	2023	-	-	1	-	2	1	2	2	4	2	2	-	8	↔	16
<b>Domestic and Family - Level 2</b>	2024	-	-	1	-	1	-	-	2	-	-	-	-	4	33%	4
	2023	-	-	1	-	-	-	-	2	-	-	-	1	3	▲	4
<b>Felonies and Related Matters</b>	2024	61	8	44	129	38	31	32	45	-	-	-	-	388	52%	388
	2023	27	19	33	18	41	51	44	22	66	48	42	37	255	▲	448
<b>General Civil - Level 1</b>	2024	-	-	-	-	-	-	-	-	-	-	-	-	0	-100%	0
	2023	-	1	-	-	-	-	-	-	-	-	-	-	1	▼	1
<b>General Civil - Level 2</b>	2024	2	4	5	4	5	5	1	3	-	-	-	-	29	81%	29
	2023	-	1	3	1	4	2	4	1	1	4	2	4	16	▲	27
<b>General Civil - Level 3</b>	2024	-	1	3	3	1	2	-	2	-	-	-	-	12	100%	12
	2023	-	1	1	-	2	-	1	1	1	-	1	3	6	▲	11
<b>Miscellaneous Civil</b>	2024	36	42	35	28	29	28	27	35	-	-	-	-	260	-18%	260
	2023	46	43	47	44	38	31	27	42	32	39	33	30	318	▼	452
<b>Misdemeanor</b>	2024	3	18	8	17	9	14	9	7	-	-	-	-	85	-16%	85
	2023	10	11	13	13	8	18	18	10	16	12	9	9	101	▼	147
<b>Other</b>	2024	14	12	7	17	12	3	10	8	-	-	-	-	83	-35%	83
	2023	31	10	15	11	18	16	15	12	9	7	12	10	128	▼	166
<b>Other Criminally Related Matters</b>	2024	-	2	3	1	1	2	-	2	-	-	-	-	11	-42%	11
	2023	-	-	-	2	3	5	3	6	1	8	-	-	19	▼	28
<b>Probates/Wills &amp; Trusts - Level 1</b>	2024	1	-	-	-	-	-	-	-	-	-	-	-	1	-50%	1
	2023	-	1	-	-	-	-	-	1	-	-	-	-	2	▼	2
<b>Probates/Wills &amp; Trusts - Level 2</b>	2024	1	1	1	1	2	-	1	-	-	-	-	-	7	17%	7
	2023	1	1	2	1	-	1	-	-	1	-	1	-	6	▲	8
<b>Protective Orders</b>	2024	-	-	-	-	1	-	2	1	-	-	-	-	4	4%	4
	2023	-	-	-	-	-	-	-	-	2	-	2	-	0	↔	4
<b>Uncontested Divorce</b>	2024	2	1	-	6	4	1	5	6	-	-	-	-	25	-11%	25
	2023	3	2	1	4	7	5	4	2	2	2	2	2	28	▼	36

This report reflects data in the case management system. Numbers will update accordingly as reports are refreshed and posted.



Dashboard		Monthly Filings Summary		Jan --- Aug Filings					
<p><b>Court:</b> Amelia Circuit  <b>Start/End Date:</b> Jan-23 / Aug-24  <b>2023 Average Month:</b> 73  <b>Jan-Aug 2023:</b> 587  <b>Filings Trending:</b> ▲</p>	<p><b>Circuit/Court ID:</b> 11 211007  <b>Type of Case:</b> Filings  <b>2024 Average Month:</b> 75  <b>Jan-Aug 2024 :</b> 603  <b>Overall AVG. Month:</b> 74</p>	 <p>Jan 23 - Aug 24</p>		<table border="1" style="margin: auto;"> <tr> <td style="text-align: center; font-weight: bold; font-size: 1.2em;">603</td> <td style="text-align: center; font-weight: bold; font-size: 1.2em;">587</td> </tr> <tr> <td style="text-align: center; font-size: 0.8em;">2024</td> <td style="text-align: center; font-size: 0.8em;">2023</td> </tr> </table>		603	587	2024	2023
603	587								
2024	2023								

Filings by Division																
Divisions		Jan	Feb	Mar	Apr	May	Jun	Jul	Aug	Sep	Oct	Nov	Dec	Thru Aug	% Change	Total
<b>Total</b>	2024	85	94	59	69	65	79	85	67	-	-	-	-	603	3%	603
	2023	87	68	78	73	54	79	60	88	57	74	60	98	587	▲	876
<b>Civil</b>	2024	6	10	9	8	13	9	4	8	-	-	-	-	67	31%	67
	2023	5	5	6	8	8	6	6	7	7	6	6	5	51	▲	75
<b>Criminal</b>	2024	22	19	7	16	13	23	37	16	-	-	-	-	153	-17%	153
	2023	21	20	14	25	10	33	18	44	21	21	15	49	185	▼	291
<b>Concealed Handgun Permits</b>	2024	46	45	32	33	28	30	26	30	-	-	-	-	270	0%	270
	2023	47	33	48	29	27	32	30	24	25	35	32	36	270	↔	398
<b>Miscellaneous/Other</b>	2024	10	20	11	12	11	17	18	13	-	-	-	-	112	38%	112
	2023	14	10	10	11	9	8	6	13	4	12	7	8	81	▲	112
<b>Others</b>	2024	1	-	-	-	-	-	-	-	-	-	-	-	1	1	1
	2023	-	-	-	-	-	-	-	-	-	-	-	-	0	↔	0

Filings by Case Category																
Case Categories		Jan	Feb	Mar	Apr	May	Jun	Jul	Aug	Sep	Oct	Nov	Dec	Thru Aug	% Change	Total
<b>Contested Divorce</b>	2024	-	2	-	1	-	-	-	1	-	-	-	-	4	-56%	4
	2023	-	-	2	1	-	2	2	2	-	1	2	-	9	▼	12
<b>Domestic and Family - Level 1</b>	2024	-	1	2	2	2	-	-	1	-	-	-	-	8	60%	8
	2023	-	1	-	3	-	1	-	-	1	-	2	-	5	▲	8
<b>Domestic and Family - Level 2</b>	2024	-	-	-	-	-	1	-	2	-	-	-	-	3	200%	3
	2023	-	-	1	-	-	-	-	-	-	-	-	-	1	▲	1
<b>Felonies and Related Matters</b>	2024	18	13	3	12	9	18	11	9	-	-	-	-	93	-21%	93
	2023	10	14	10	20	5	29	13	16	11	17	7	35	117	▼	187
<b>General Civil - Level 1</b>	2024	1	-	-	-	-	-	2	-	-	-	-	-	3	3	3
	2023	-	-	-	-	-	-	-	-	-	-	-	-	0	↔	0
<b>General Civil - Level 2</b>	2024	2	-	1	1	2	2	2	-	-	-	-	-	10	-33%	10
	2023	1	1	2	4	1	2	3	1	3	3	1	2	15	▼	24
<b>General Civil - Level 3</b>	2024	2	2	3	1	6	4	2	3	-	-	-	-	23	283%	23
	2023	3	-	-	1	-	-	1	1	1	1	-	2	6	▲	10
<b>Miscellaneous Civil</b>	2024	50	57	37	39	35	34	36	34	-	-	-	-	322	2%	322
	2023	56	38	52	32	35	36	36	31	28	42	34	41	316	▲	461
<b>Misdemeanor</b>	2024	4	6	2	4	3	5	26	5	-	-	-	-	55	-15%	55
	2023	10	4	4	4	10	4	3	26	10	4	7	13	65	▼	99
<b>Other</b>	2024	7	9	3	5	3	11	5	7	-	-	-	-	50	61%	50
	2023	5	5	6	6	-	3	-	6	1	3	3	2	31	▲	40
<b>Other Criminally Related Matters</b>	2024	-	1	2	-	1	1	-	2	-	-	-	-	7	-13%	7
	2023	1	2	-	1	-	-	2	2	-	-	-	1	8	▼	10
<b>Probates/Wills &amp; Trusts - Level 1</b>	2024	-	-	-	-	-	-	-	-	-	-	-	-	0	-100%	0
	2023	-	-	-	-	-	-	-	-	1	-	-	-	1	▼	1
<b>Probates/Wills &amp; Trusts - Level 2</b>	2024	-	-	1	1	-	-	-	-	-	-	-	-	2	100%	2
	2023	-	1	-	-	-	-	-	-	-	1	1	1	1	▲	4
<b>Uncontested Divorce</b>	2024	1	3	5	3	4	3	1	3	-	-	-	-	23	92%	23
	2023	1	2	1	1	3	2	-	2	2	2	2	1	12	▲	19

Dashboard		Monthly Filings Summary		Jan --- Aug Filings			
<p><b>Court:</b> Dinwiddie Circuit  <b>Start/End Date:</b> Jan-23 / Aug-24  <b>2023 Average Month:</b> 142  <b>Jan-Aug 2023:</b> 1,151  <b>Filings Trending:</b> ↔</p>	<p><b>Circuit/Court ID:</b> 11 211053  <b>Type of Case:</b> Filings  <b>2024 Average Month:</b> 147  <b>Jan-Aug 2024 :</b> 1,175  <b>Overall AVG. Month:</b> 144</p>	<p style="font-weight: bold; font-size: 1.2em;">Jan 23 - Aug 24</p>		<table style="margin: auto;"> <tr> <td style="text-align: center; width: 50%;"> <p style="font-size: 1.5em; font-weight: bold;">1,175</p> <div style="width: 40px; height: 40px; background-color: #f0e68c; margin: 0 auto;"></div> <p style="font-size: 0.8em;">2024</p> </td> <td style="text-align: center; width: 50%;"> <p style="font-size: 1.5em; font-weight: bold;">1,151</p> <div style="width: 40px; height: 40px; background-color: #f0e68c; margin: 0 auto;"></div> <p style="font-size: 0.8em;">2023</p> </td> </tr> </table>		<p style="font-size: 1.5em; font-weight: bold;">1,175</p> <div style="width: 40px; height: 40px; background-color: #f0e68c; margin: 0 auto;"></div> <p style="font-size: 0.8em;">2024</p>	<p style="font-size: 1.5em; font-weight: bold;">1,151</p> <div style="width: 40px; height: 40px; background-color: #f0e68c; margin: 0 auto;"></div> <p style="font-size: 0.8em;">2023</p>
<p style="font-size: 1.5em; font-weight: bold;">1,175</p> <div style="width: 40px; height: 40px; background-color: #f0e68c; margin: 0 auto;"></div> <p style="font-size: 0.8em;">2024</p>	<p style="font-size: 1.5em; font-weight: bold;">1,151</p> <div style="width: 40px; height: 40px; background-color: #f0e68c; margin: 0 auto;"></div> <p style="font-size: 0.8em;">2023</p>						

Filings by Division																
Divisions		Jan	Feb	Mar	Apr	May	Jun	Jul	Aug	Sep	Oct	Nov	Dec	Thru Aug	% Change	Total
Total	2024	182	166	171	164	139	97	119	137	-	-	-	-	1,175	2%	1,175
	2023	168	158	195	142	155	110	101	122	162	132	131	128	1,151	▲	1,704
Civil	2024	18	24	17	21	17	14	15	33	-	-	-	-	159	8%	159
	2023	22	17	19	19	23	17	16	14	17	23	22	20	147	▲	229
Criminal	2024	85	65	59	65	51	36	42	33	-	-	-	-	436	23%	436
	2023	35	45	61	57	60	36	14	47	77	42	36	54	355	▲	564
Concealed Handgun Permits	2024	63	67	71	56	45	40	53	54	-	-	-	-	449	-14%	449
	2023	94	82	92	54	60	40	52	46	54	49	62	44	520	▼	729
Miscellaneous/Other	2024	16	10	21	22	26	7	9	17	-	-	-	-	128	-1%	128
	2023	17	14	23	12	12	17	19	15	14	17	11	10	129	▼	181
Others	2024	-	-	3	-	-	-	-	-	-	-	-	-	3	3	3
	2023	-	-	-	-	-	-	-	-	-	1	-	-	0	↔	1

Filings by Case Category																
Case Categories		Jan	Feb	Mar	Apr	May	Jun	Jul	Aug	Sep	Oct	Nov	Dec	Thru Aug	% Change	Total
Administrative Law	2024	-	-	1	-	-	-	-	-	-	-	-	-	1	1	1
	2023	-	-	-	-	-	-	-	-	-	-	-	-	0	↔	0
Capital Murder	2024	-	1	-	-	-	-	-	-	-	-	-	-	1	1	1
	2023	-	-	-	-	-	-	-	-	-	-	-	-	0	↔	0
Contested Divorce	2024	-	4	3	1	-	1	2	2	-	-	-	-	13	44%	13
	2023	2	-	1	1	2	-	3	-	1	3	2	3	9	▲	18
Domestic and Family - Level 1	2024	3	5	3	1	2	-	2	5	-	-	-	-	21	62%	21
	2023	4	1	1	1	3	2	1	-	-	3	2	5	13	▲	23
Domestic and Family - Level 2	2024	-	2	2	2	5	-	-	-	-	-	-	-	11	-42%	11
	2023	1	2	3	2	6	2	2	1	-	4	5	1	19	▼	29
Felonies and Related Matters	2024	45	45	28	49	22	22	22	13	-	-	-	-	246	31%	246
	2023	15	24	40	33	33	13	9	21	40	23	11	30	188	▲	292
General Civil - Level 1	2024	-	1	-	-	-	-	-	-	-	-	-	-	1	-50%	1
	2023	-	-	-	1	-	-	1	-	-	-	-	-	2	▼	2
General Civil - Level 2	2024	5	1	3	5	6	3	4	2	-	-	-	-	29	-3%	29
	2023	2	3	7	4	4	3	5	2	4	7	3	3	30	▼	47
General Civil - Level 3	2024	6	4	2	3	1	2	1	19	-	-	-	-	38	100%	38
	2023	3	2	2	5	2	3	1	1	3	2	3	6	19	▲	33
Miscellaneous Civil	2024	79	76	91	77	67	48	61	71	-	-	-	-	570	-12%	570
	2023	112	97	116	64	73	57	68	63	68	65	74	54	650	▼	911
Misdemeanor	2024	28	17	24	14	24	11	16	14	-	-	-	-	148	15%	148
	2023	14	15	16	21	21	17	2	23	30	16	20	18	129	▲	213
Other	2024	-	1	5	-	1	-	-	-	-	-	-	-	7	17%	7
	2023	-	1	-	3	-	1	-	1	-	1	1	-	6	▲	8
Other Criminally Related Matters	2024	12	2	7	3	5	3	5	6	-	-	-	-	43	2%	43
	2023	7	6	5	3	6	6	3	6	7	3	5	6	42	▲	63
Probates/Wills & Trusts - Level 1	2024	-	-	-	-	-	-	1	-	-	-	-	-	1	-50%	1
	2023	-	1	-	-	1	-	-	-	-	-	-	-	2	▼	2
Probates/Wills & Trusts - Level 2	2024	1	1	2	1	1	2	3	1	-	-	-	-	12	50%	12
	2023	2	1	2	2	2	2	1	-	1	-	-	-	8	▲	9
Uncontested Divorce	2024	3	6	-	8	5	5	2	4	-	-	-	-	33	-3%	33
	2023	6	5	4	2	4	4	5	4	8	5	5	2	34	▼	54

This report reflects data in the case management system. Numbers will update accordingly as reports are refreshed and posted.

Dashboard	Monthly Filings Summary	Jan --- Aug Filings
<p><b>Court:</b> Nottoway Circuit  <b>Start/End Date:</b> Jan-23 / Aug-24  <b>2023 Average Month:</b> 95  <b>Jan-Aug 2023:</b> 755  <b>Filings Trending:</b> ▲</p> <p><b>Circuit/Court ID:</b> 11 211135  <b>Type of Case:</b> Filings  <b>2024 Average Month:</b>115  <b>Jan-Aug 2024 :</b> 923  <b>Overall AVG. Month:</b> 103</p>	<p>Jan 23 - Aug 24</p>	<p>923 (2024) vs 755 (2023)</p>

Filings by Division																
Divisions		Jan	Feb	Mar	Apr	May	Jun	Jul	Aug	Sep	Oct	Nov	Dec	Thru Aug	% Change	Total
<b>Total</b>	2024	94	124	81	175	109	112	85	143	-	-	-	-	923	22%	923
	2023	106	101	122	73	103	80	73	97	72	128	90	92	755	▲	1,137
<b>Civil</b>	2024	10	47	7	113	9	60	8	66	-	-	-	-	320	244%	320
	2023	4	16	8	14	14	10	15	12	11	18	10	12	93	▲	144
<b>Criminal</b>	2024	45	30	31	27	65	21	38	31	-	-	-	-	288	-4%	288
	2023	46	39	44	27	56	27	20	40	23	69	38	34	299	▼	463
<b>Concealed Handgun Permits</b>	2024	23	31	28	25	24	14	18	22	-	-	-	-	185	-24%	185
	2023	45	25	51	20	24	31	19	29	20	23	25	32	244	▼	344
<b>Miscellaneous/Other</b>	2024	16	16	15	9	11	17	21	24	-	-	-	-	129	9%	129
	2023	11	21	19	11	9	12	19	16	18	17	17	14	118	▲	184
<b>Others</b>	2024	-	-	-	1	-	-	-	-	-	-	-	-	1	0%	1
	2023	-	-	-	1	-	-	-	-	-	1	-	-	1	↔	2

Filings by Case Category																
Case Categories		Jan	Feb	Mar	Apr	May	Jun	Jul	Aug	Sep	Oct	Nov	Dec	Thru Aug	% Change	Total
<b>Administrative Law</b>	2024	-	-	-	2	-	-	1	-	-	-	-	-	3	50%	3
	2023	-	-	1	1	-	-	-	-	-	-	-	1	2	▲	3
<b>Contested Divorce</b>	2024	1	-	-	1	1	-	-	4	-	-	-	-	7	-22%	7
	2023	1	-	2	1	1	-	2	2	2	1	1	1	9	▼	14
<b>Domestic and Family - Level 1</b>	2024	-	-	-	-	-	1	-	-	-	-	-	-	1	-91%	1
	2023	-	6	-	-	4	-	1	-	-	6	-	-	11	▼	17
<b>Domestic and Family - Level 2</b>	2024	2	37	2	104	1	52	2	55	-	-	-	-	255	2,025%	255
	2023	-	-	2	3	2	-	4	1	-	1	4	3	12	▲	20
<b>Felonies and Related Matters</b>	2024	31	17	22	15	37	10	19	21	-	-	-	-	172	-19%	172
	2023	37	29	39	20	41	16	10	21	13	43	27	21	213	▼	317
<b>General Civil - Level 1</b>	2024	1	-	-	-	-	-	-	-	-	-	-	-	1	0%	1
	2023	-	-	-	-	-	1	-	-	-	-	-	-	1	↔	1
<b>General Civil - Level 2</b>	2024	3	1	-	1	-	3	3	3	-	-	-	-	14	-22%	14
	2023	1	2	-	4	-	1	3	7	6	3	2	6	18	▼	35
<b>General Civil - Level 3</b>	2024	6	4	2	3	4	2	2	3	-	-	-	-	26	24%	26
	2023	-	2	2	4	4	6	3	-	3	5	-	3	21	▲	32
<b>Miscellaneous Civil</b>	2024	31	42	43	32	34	26	26	34	-	-	-	-	268	-15%	268
	2023	51	41	61	27	31	35	32	39	29	30	34	38	317	▼	448
<b>Misdemeanor</b>	2024	12	11	9	6	25	9	19	8	-	-	-	-	99	68%	99
	2023	7	10	4	4	8	6	10	10	7	22	10	13	59	▲	111
<b>Other</b>	2024	4	5	1	3	2	4	10	9	-	-	-	-	38	-5%	38
	2023	5	5	9	4	2	6	5	4	9	10	8	5	40	▼	72
<b>Other Criminally Related Matters</b>	2024	2	2	-	6	3	2	-	2	-	-	-	-	17	-39%	17
	2023	2	-	1	3	8	5	-	9	3	4	1	-	28	▼	36
<b>Probates/Wills &amp; Trusts - Level 1</b>	2024	-	-	-	1	-	-	-	-	-	-	-	-	1	0%	1
	2023	1	-	-	-	-	-	-	-	-	-	-	1	1	↔	2
<b>Probates/Wills &amp; Trusts - Level 2</b>	2024	-	1	-	-	1	2	1	1	-	-	-	-	6	0%	6
	2023	-	-	1	-	1	-	2	2	-	2	-	-	6	↔	8
<b>Uncontested Divorce</b>	2024	1	4	2	1	1	1	2	3	-	-	-	-	15	-12%	15
	2023	1	6	-	2	1	4	1	2	-	1	2	1	17	▼	21

Dashboard		Monthly Filings Summary		Jan --- Aug Filings							
<b>Court:</b> Powhatan Circuit <b>Start/End Date:</b> Jan-23 / Aug-24 <b>2023 Average Month:</b> 149 <b>Jan-Aug 2023:</b> 1,213 <b>Filings Trending:</b> ▼		<b>Circuit/Court ID:</b> 11 211145 <b>Type of Case:</b> Filings <b>2024 Average Month:</b> 148 <b>Jan-Aug 2024 :</b> 1,181 <b>Overall AVG. Month:</b> 148				<table border="1"> <tr> <td>1,181</td> <td>1,213</td> </tr> <tr> <td>2024</td> <td>2023</td> </tr> </table>		1,181	1,213	2024	2023
1,181	1,213										
2024	2023										

Filings by Division																
Divisions		Jan	Feb	Mar	Apr	May	Jun	Jul	Aug	Sep	Oct	Nov	Dec	Thru Aug	% Change	Total
<b>Total</b>	2024	180	124	172	148	144	135	131	147	-	-	-	-	1,181	-3%	1,181
	2023	155	195	199	119	148	131	120	146	134	192	115	128	1,213	▼	1,782
<b>Civil</b>	2024	16	6	20	13	16	18	12	14	-	-	-	-	115	-11%	115
	2023	15	21	17	4	20	16	18	18	20	19	17	10	129	▼	195
<b>Criminal</b>	2024	15	24	29	11	28	26	17	29	-	-	-	-	179	-5%	179
	2023	10	50	41	18	19	18	14	19	18	39	8	39	189	▼	293
<b>Concealed Handgun Permits</b>	2024	112	70	100	103	77	65	73	76	-	-	-	-	676	-3%	676
	2023	109	105	105	80	80	79	61	77	69	89	69	61	696	▼	984
<b>Miscellaneous/Other</b>	2024	37	24	23	21	22	26	29	28	-	-	-	-	210	6%	210
	2023	21	19	36	17	29	18	27	32	27	44	21	18	199	▲	309
<b>Others</b>	2024	-	-	-	-	1	-	-	-	-	-	-	-	1	1	1
	2023	-	-	-	-	-	-	-	-	-	1	-	-	0	↔	1

Filings by Case Category																
Case Categories		Jan	Feb	Mar	Apr	May	Jun	Jul	Aug	Sep	Oct	Nov	Dec	Thru Aug	% Change	Total
<b>Administrative Law</b>	2024	1	-	-	-	-	-	-	-	-	-	-	-	1	0%	1
	2023	-	-	-	-	-	1	-	-	-	1	-	-	1	↔	2
<b>Contested Divorce</b>	2024	1	4	3	3	2	-	-	5	-	-	-	-	18	38%	18
	2023	1	2	4	1	-	2	1	2	2	3	4	1	13	▲	23
<b>Domestic and Family - Level 1</b>	2024	4	-	-	1	3	3	2	2	-	-	-	-	15	0%	15
	2023	2	3	-	1	6	2	1	-	4	1	1	4	15	↔	25
<b>Domestic and Family - Level 2</b>	2024	-	-	1	-	1	2	-	1	-	-	-	-	5	400%	5
	2023	-	-	-	-	-	-	-	1	-	-	2	-	1	▲	3
<b>Felonies and Related Matters</b>	2024	11	21	16	8	8	12	12	24	-	-	-	-	112	-17%	112
	2023	8	41	33	13	8	12	12	8	15	32	7	29	135	▼	218
<b>General Civil - Level 1</b>	2024	-	-	-	-	-	-	-	-	-	-	-	-	0	-100%	0
	2023	-	1	-	-	1	-	-	-	-	1	-	-	2	▼	3
<b>General Civil - Level 2</b>	2024	6	2	8	3	4	5	4	6	-	-	-	-	38	0%	38
	2023	4	6	3	2	9	6	2	6	6	6	4	1	38	↔	55
<b>General Civil - Level 3</b>	2024	-	-	2	-	2	4	-	1	-	-	-	-	9	-18%	9
	2023	-	1	6	-	-	2	1	1	7	4	1	-	11	▼	23
<b>Miscellaneous Civil</b>	2024	131	88	116	115	91	80	94	89	-	-	-	-	804	-2%	804
	2023	122	116	123	90	95	91	81	100	85	113	88	74	818	▼	1,178
<b>Misdemeanor</b>	2024	1	3	12	3	10	9	4	2	-	-	-	-	44	-10%	44
	2023	2	9	4	5	11	6	2	10	4	6	2	12	49	▼	73
<b>Other</b>	2024	18	3	5	9	6	9	8	12	-	-	-	-	70	13%	70
	2023	5	5	16	5	14	2	7	8	7	18	2	5	62	▲	94
<b>Other Criminally Related Matters</b>	2024	3	-	1	2	10	5	1	3	-	-	-	-	25	317%	25
	2023	-	-	4	-	-	-	1	1	-	1	-	-	6	▲	7
<b>Probates/Wills &amp; Trusts - Level 1</b>	2024	-	-	-	-	-	-	-	1	-	-	-	-	1	1	1
	2023	-	-	-	-	-	-	-	-	-	-	-	-	0	↔	0
<b>Probates/Wills &amp; Trusts - Level 2</b>	2024	1	1	1	-	2	-	-	-	-	-	-	-	5	-29%	5
	2023	1	3	-	-	1	1	-	1	-	2	1	-	7	▼	10
<b>Protective Orders</b>	2024	-	-	1	-	-	-	-	-	-	-	-	-	1	1	1
	2023	-	-	-	-	-	-	-	-	-	-	-	-	0	↔	0
<b>Uncontested Divorce</b>	2024	3	2	6	4	5	6	6	1	-	-	-	-	33	-40%	33
	2023	10	8	6	2	3	6	12	8	4	4	3	2	55	▼	68

This report reflects data in the case management system. Numbers will update accordingly as reports are refreshed and posted.

**CPSS-CCMS-10.01 CASELOAD STATISTICS OF THE CIRCUIT COURTS**

January 2023 -- August 2024 Filings

Alexandria and Fairfax Circuit are not Included in State Totals

Dashboard		Monthly Filings Summary		Jan --- Aug Filings			
<p><b>Court:</b> Petersburg Circuit  <b>Start/End Date:</b> Jan-23 / Aug-24  <b>2023 Average Month:</b> 254  <b>Jan-Aug 2023:</b> 2,113  <b>Filings Trending:</b> ▲</p>	<p><b>Circuit/Court ID:</b> 11 211730  <b>Type of Case:</b> Filings  <b>2024 Average Month:</b> 282  <b>Jan-Aug 2024 :</b> 2,256  <b>Overall AVG. Month:</b> 265</p>	<p style="font-weight: bold; font-size: 1.2em;">Jan 23 - Aug 24</p>		<table style="margin: auto;"> <tr> <td style="text-align: center; width: 50%;"> <p style="font-size: 1.5em; font-weight: bold;">2,256</p> <p style="font-size: 0.8em;">2024</p> </td> <td style="text-align: center; width: 50%;"> <p style="font-size: 1.5em; font-weight: bold;">2,113</p> <p style="font-size: 0.8em;">2023</p> </td> </tr> </table>		<p style="font-size: 1.5em; font-weight: bold;">2,256</p> <p style="font-size: 0.8em;">2024</p>	<p style="font-size: 1.5em; font-weight: bold;">2,113</p> <p style="font-size: 0.8em;">2023</p>
<p style="font-size: 1.5em; font-weight: bold;">2,256</p> <p style="font-size: 0.8em;">2024</p>	<p style="font-size: 1.5em; font-weight: bold;">2,113</p> <p style="font-size: 0.8em;">2023</p>						

Filings by Division																
Divisions		Jan	Feb	Mar	Apr	May	Jun	Jul	Aug	Sep	Oct	Nov	Dec	Thru Aug	% Change	Total
<b>Total</b>	2024	248	270	348	355	308	235	229	263	-	-	-	-	2,256	7%	2,256
	2023	266	255	266	256	283	242	292	253	294	218	218	201	2,113	▲	3,044
<b>Civil</b>	2024	44	37	50	50	31	29	28	45	-	-	-	-	314	8%	314
	2023	20	31	41	38	37	45	53	26	35	28	38	31	291	▲	423
<b>Criminal</b>	2024	105	141	190	189	169	121	117	122	-	-	-	-	1,154	6%	1,154
	2023	157	133	130	148	160	112	130	115	180	98	88	88	1,085	▲	1,539
<b>Concealed Handgun Permits</b>	2024	23	29	29	38	27	27	34	26	-	-	-	-	233	3%	233
	2023	31	32	37	22	21	24	27	33	21	26	36	23	227	▲	333
<b>Miscellaneous/Other</b>	2024	75	63	77	77	81	57	50	69	-	-	-	-	549	10%	549
	2023	56	57	58	48	63	60	81	78	57	65	56	59	501	▲	738
<b>Others</b>	2024	1	-	2	1	-	1	-	1	-	-	-	-	6	-33%	6
	2023	2	2	-	-	2	1	1	1	1	1	-	-	9	▼	11

Filings by Case Category																
Case Categories		Jan	Feb	Mar	Apr	May	Jun	Jul	Aug	Sep	Oct	Nov	Dec	Thru Aug	% Change	Total
<b>Administrative Law</b>	2024	-	-	-	-	-	-	-	-	-	-	-	-	0	-100%	0
	2023	-	-	1	-	-	1	-	-	-	1	4	-	2	▼	7
<b>Capital Murder</b>	2024	-	-	-	-	-	-	2	-	-	-	-	-	2	2	2
	2023	-	-	-	-	-	-	-	-	-	-	-	-	0	↔	0
<b>Contested Divorce</b>	2024	1	3	2	4	2	2	2	4	-	-	-	-	20	43%	20
	2023	-	1	2	2	1	3	4	1	1	4	2	2	14	▲	23
<b>Domestic and Family - Level 1</b>	2024	-	3	2	5	-	-	4	1	-	-	-	-	15	-35%	15
	2023	1	-	1	-	-	14	2	5	3	1	-	-	23	▼	27
<b>Domestic and Family - Level 2</b>	2024	-	6	-	3	-	-	-	-	-	-	-	-	9	29%	9
	2023	1	2	1	-	-	-	2	1	1	1	-	1	7	▲	10
<b>Felonies and Related Matters</b>	2024	69	55	137	100	73	66	63	53	-	-	-	-	616	2%	616
	2023	98	81	85	112	87	46	52	44	116	53	35	40	605	▲	849
<b>General Civil - Level 1</b>	2024	1	2	-	1	1	2	-	-	-	-	-	-	7	0%	7
	2023	-	1	1	1	1	1	2	-	1	1	-	-	7	↔	9
<b>General Civil - Level 2</b>	2024	14	11	15	10	8	9	11	18	-	-	-	-	96	25%	96
	2023	4	7	15	13	10	9	11	8	7	8	6	9	77	▲	107
<b>General Civil - Level 3</b>	2024	21	10	17	16	12	10	7	13	-	-	-	-	106	-8%	106
	2023	9	20	13	11	19	12	27	4	11	11	19	16	115	▼	172
<b>Miscellaneous Civil</b>	2024	39	54	52	58	43	44	50	49	-	-	-	-	389	1%	389
	2023	57	55	60	44	36	43	48	42	33	43	44	38	385	▲	543
<b>Misdemeanor</b>	2024	36	68	50	53	67	46	42	49	-	-	-	-	411	23%	411
	2023	54	37	24	26	60	43	40	49	43	35	29	42	333	▲	482
<b>Other</b>	2024	59	35	58	59	64	40	35	47	-	-	-	-	397	16%	397
	2023	32	30	35	25	49	41	60	70	44	48	48	42	342	▲	524
<b>Other Criminally Related Matters</b>	2024	1	18	4	36	30	9	11	21	-	-	-	-	130	-14%	130
	2023	7	15	21	12	13	23	38	22	23	11	24	6	151	▼	215
<b>Probates/Wills &amp; Trusts - Level 1</b>	2024	2	-	-	-	-	-	-	-	-	-	-	-	2	2	2
	2023	-	-	-	-	-	-	-	-	-	-	-	-	0	↔	0
<b>Probates/Wills &amp; Trusts - Level 2</b>	2024	1	-	4	5	3	2	-	2	-	-	-	-	17	55%	17
	2023	1	4	1	1	2	-	1	1	3	-	-	1	11	▲	15
<b>Protective Orders</b>	2024	-	-	-	-	-	-	1	-	-	-	-	-	1	1	1
	2023	-	-	-	-	-	-	-	-	-	-	1	-	0	↔	1
<b>Uncontested Divorce</b>	2024	4	5	7	5	5	5	1	6	-	-	-	-	38	-7%	38
	2023	2	2	6	9	5	6	5	6	8	1	6	4	41	▼	60

This report reflects data in the case management system. Numbers will update accordingly as reports are refreshed and posted.

Dashboard		Monthly Filings Summary		Jan --- Aug Filings	
<b>Court:</b> Chesterfield Circuit	<b>Circuit/Court ID:</b> 12 212041	<p>Jan 23 - Aug 24</p>		<div style="display: flex; justify-content: space-around;"> <div style="text-align: center;"> <p><b>14,299</b></p> <p>2024</p> </div> <div style="text-align: center;"> <p><b>15,053</b></p> <p>2023</p> </div> </div>	
<b>Start/End Date:</b> Jan-23 / Aug-24	<b>Type of Case:</b> Filings				
<b>2023 Average Month:</b> 1,822	<b>2024 Average Month:</b> 1,787				
<b>Jan-Aug 2023:</b> 15,053	<b>Jan-Aug 2024 :</b> 14,299				
<b>Filings Trending:</b> ▼	<b>Overall AVG. Month:</b> 1,808				

Filings by Division																
Divisions		Jan	Feb	Mar	Apr	May	Jun	Jul	Aug	Sep	Oct	Nov	Dec	Thru Aug	% Change	Total
<b>Total</b>	2024	1,805	1,864	1,930	1,768	1,882	1,594	1,725	1,731	-	-	-	-	14,299	-5%	14,299
	2023	1,996	1,922	2,215	1,797	1,922	1,745	1,648	1,808	1,788	1,746	1,724	1,547	15,053	▼	21,858
<b>Civil</b>	2024	226	249	268	263	262	248	225	304	-	-	-	-	2,045	4%	2,045
	2023	248	246	285	217	251	238	204	276	232	206	212	205	1,965	▲	2,820
<b>Criminal</b>	2024	298	376	443	337	457	300	386	324	-	-	-	-	2,921	-13%	2,921
	2023	424	356	501	378	417	443	412	418	481	338	466	312	3,349	▼	4,946
<b>Concealed Handgun Permits</b>	2024	534	504	490	423	362	379	397	419	-	-	-	-	3,508	-16%	3,508
	2023	661	595	683	511	491	414	386	437	415	463	404	405	4,178	▼	5,865
<b>Miscellaneous/ Other</b>	2024	745	731	725	742	799	663	714	681	-	-	-	-	5,800	5%	5,800
	2023	660	724	745	688	760	649	644	675	655	739	638	623	5,545	▲	8,200
<b>Others</b>	2024	2	4	4	3	2	4	3	3	-	-	-	-	25	56%	25
	2023	3	1	1	3	3	1	2	2	5	-	4	2	16	▲	27

Filings by Case Category																
Case Categories		Jan	Feb	Mar	Apr	May	Jun	Jul	Aug	Sep	Oct	Nov	Dec	Thru Aug	% Change	Total
<b>Administrative Law</b>	2024	2	1	1	1	1	-	2	2	-	-	-	-	10	-23%	10
	2023	1	1	1	3	2	1	-	4	3	3	1	1	13	▼	21
<b>Capital Murder</b>	2024	-	2	-	-	-	-	-	-	-	-	-	-	2	-50%	2
	2023	-	-	-	-	4	-	-	-	-	-	-	-	4	▼	4
<b>Contested Divorce</b>	2024	34	31	27	28	26	24	24	36	-	-	-	-	230	6%	230
	2023	34	20	35	21	27	32	20	29	22	24	26	18	218	▲	308
<b>Domestic and Family - Level 1</b>	2024	29	19	33	27	34	53	31	54	-	-	-	-	280	31%	280
	2023	20	31	41	35	25	25	12	24	40	19	21	25	213	▲	318
<b>Domestic and Family - Level 2</b>	2024	8	2	8	8	7	5	5	8	-	-	-	-	51	-12%	51
	2023	6	9	7	7	7	3	8	11	3	4	8	8	58	▼	81
<b>Felonies and Related Matters</b>	2024	185	236	302	201	333	172	232	206	-	-	-	-	1,867	-15%	1,867
	2023	283	218	346	246	261	279	292	281	352	206	309	197	2,206	▼	3,270
<b>General Civil - Level 1</b>	2024	3	2	2	2	4	1	-	1	-	-	-	-	15	-17%	15
	2023	2	5	1	1	3	1	3	2	2	2	1	2	18	▼	25
<b>General Civil - Level 2</b>	2024	60	88	76	84	86	66	95	90	-	-	-	-	645	13%	645
	2023	86	77	59	51	88	71	63	75	60	71	74	63	570	▲	838
<b>General Civil - Level 3</b>	2024	19	20	19	19	18	29	17	17	-	-	-	-	158	-26%	158
	2023	21	20	30	19	21	27	25	50	20	21	16	28	213	▼	298
<b>Miscellaneous Civil</b>	2024	718	698	722	596	520	577	633	634	-	-	-	-	5,098	-7%	5,098
	2023	827	761	858	669	657	549	571	578	612	717	593	561	5,470	▼	7,953
<b>Misdemeanor</b>	2024	80	106	110	105	100	107	131	84	-	-	-	-	823	-10%	823
	2023	110	108	136	96	121	124	99	120	105	107	138	85	914	▼	1,349
<b>Other</b>	2024	561	536	493	567	638	459	479	474	-	-	-	-	4,207	-1%	4,207
	2023	503	559	560	536	590	517	457	534	463	483	450	458	4,256	▼	6,110
<b>Other Criminally Related Matters</b>	2024	34	35	33	33	26	24	24	34	-	-	-	-	243	-5%	243
	2023	32	31	33	36	32	50	23	19	26	27	19	31	256	▼	359
<b>Probates/Wills &amp; Trusts - Level 1</b>	2024	1	1	1	2	2	2	1	2	-	-	-	-	12	33%	12
	2023	3	2	-	-	1	1	-	2	1	2	2	1	9	▲	15
<b>Probates/Wills &amp; Trusts - Level 2</b>	2024	8	14	12	15	10	14	11	13	-	-	-	-	97	7%	97
	2023	15	12	17	12	6	9	9	11	7	6	10	19	91	▲	133
<b>Protective Orders</b>	2024	1	2	2	1	3	-	1	1	-	-	-	-	11	-21%	11
	2023	2	-	7	1	-	2	-	2	3	1	-	1	14	▼	19
<b>Uncontested Divorce</b>	2024	62	71	89	79	74	61	39	75	-	-	-	-	550	4%	550
	2023	51	68	84	64	77	54	66	66	69	53	56	49	530	▲	757

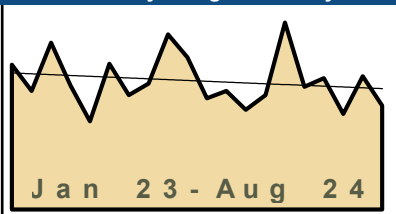


Dashboard

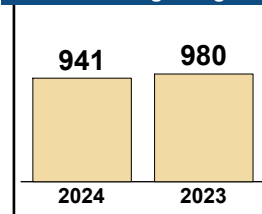
**Court:** Colonial Heights Circuit  
**Start/End Date:** Jan-23 / Aug-24  
**2023 Average Month:** 126  
**Jan-Aug 2023:** 980  
**Filings Trending:** ▼

**Circuit/Court ID:** 12 212570  
**Type of Case:** Filings  
**2024 Average Month:** 118  
**Jan-Aug 2024 :** 941  
**Overall AVG. Month:** 123

Monthly Filings Summary



Jan --- Aug Filings



Filings by Division

Divisions		Jan	Feb	Mar	Apr	May	Jun	Jul	Aug	Sep	Oct	Nov	Dec	Thru Aug	% Change	Total
<b>Total</b>	2024	95	109	178	117	125	91	127	99	-	-	-	-	941	-4%	941
	2023	138	113	159	118	84	139	109	120	167	145	106	113	980	▼	1,511
<b>Civil</b>	2024	9	16	16	19	7	14	18	10	-	-	-	-	109	16%	109
	2023	9	7	10	14	10	18	13	13	13	14	11	15	94	▲	147
<b>Criminal</b>	2024	40	47	80	50	77	38	50	47	-	-	-	-	429	-15%	429
	2023	70	51	68	71	36	73	67	69	108	94	58	56	505	▼	821
<b>Concealed Handgun Permits</b>	2024	26	27	40	28	20	26	26	20	-	-	-	-	213	-12%	213
	2023	40	34	49	25	25	25	20	23	23	22	22	23	241	▼	331
<b>Miscellaneous/Other</b>	2024	20	19	42	20	20	13	29	20	-	-	-	-	183	32%	183
	2023	19	21	32	8	13	23	9	14	19	14	15	19	139	▲	206
<b>Others</b>	2024	-	-	-	-	1	-	4	2	-	-	-	-	7	600%	7
	2023	-	-	-	-	-	-	-	1	4	1	-	-	1	▲	6

Filings by Case Category

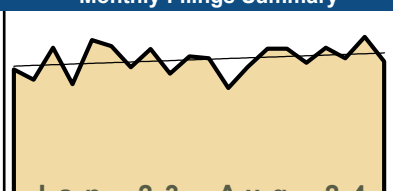
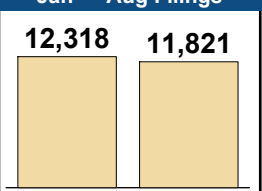
Case Categories		Jan	Feb	Mar	Apr	May	Jun	Jul	Aug	Sep	Oct	Nov	Dec	Thru Aug	% Change	Total
<b>Administrative Law</b>	2024	-	1	-	1	-	-	-	-	-	-	-	-	2	2	2
	2023	-	-	-	-	-	-	-	-	-	-	-	-	0	↔	0
<b>Contested Divorce</b>	2024	2	2	3	7	2	3	4	1	-	-	-	-	24	167%	24
	2023	2	-	1	3	1	1	1	-	-	1	2	1	9	▲	13
<b>Domestic and Family - Level 1</b>	2024	-	-	5	2	-	1	3	1	-	-	-	-	12	-8%	12
	2023	-	-	2	-	-	6	-	5	-	5	1	4	13	▼	23
<b>Domestic and Family - Level 2</b>	2024	-	-	-	-	-	1	3	1	-	-	-	-	5	0%	5
	2023	-	-	1	1	-	2	-	1	3	3	-	1	5	↔	12
<b>Felonies and Related Matters</b>	2024	26	31	55	34	57	31	36	33	-	-	-	-	303	-14%	303
	2023	41	40	50	42	28	51	49	51	82	81	45	45	352	▼	605
<b>General Civil - Level 1</b>	2024	1	1	-	-	-	-	-	-	-	-	-	-	2	0%	2
	2023	1	-	-	-	-	-	-	1	-	-	-	-	2	↔	2
<b>General Civil - Level 2</b>	2024	5	4	6	2	1	5	4	2	-	-	-	-	29	107%	29
	2023	-	-	3	3	3	-	1	4	3	2	1	2	14	▲	22
<b>General Civil - Level 3</b>	2024	1	4	4	1	4	1	1	1	-	-	-	-	17	6%	17
	2023	1	-	-	1	4	3	6	1	3	2	4	2	16	▲	27
<b>Miscellaneous Civil</b>	2024	33	33	63	45	31	38	39	28	-	-	-	-	310	-4%	310
	2023	50	47	70	30	32	34	27	32	37	28	27	35	322	▼	449
<b>Misdemeanor</b>	2024	11	15	14	12	18	6	12	6	-	-	-	-	94	-24%	94
	2023	24	10	10	26	6	18	17	13	23	10	13	10	124	▼	180
<b>Other</b>	2024	9	13	12	4	7	2	19	12	-	-	-	-	78	44%	78
	2023	9	8	10	3	4	12	3	5	7	7	8	5	54	▲	81
<b>Other Criminally Related Matters</b>	2024	3	1	11	4	2	1	2	8	-	-	-	-	32	-6%	32
	2023	5	1	8	3	2	9	1	5	3	3	-	1	34	▼	41
<b>Probates/Wills &amp; Trusts - Level 1</b>	2024	-	-	1	-	-	-	-	-	-	-	-	-	1	1	1
	2023	-	-	-	-	-	-	-	-	-	-	-	1	0	↔	1
<b>Probates/Wills &amp; Trusts - Level 2</b>	2024	-	2	1	2	-	-	1	1	-	-	-	-	7	75%	7
	2023	1	2	-	1	-	-	-	-	2	-	-	-	4	▲	6
<b>Protective Orders</b>	2024	-	-	-	-	-	-	-	1	-	-	-	-	1	-80%	1
	2023	-	2	1	-	-	1	-	1	-	-	1	-	5	▼	6
<b>Uncontested Divorce</b>	2024	4	2	3	3	3	2	3	4	-	-	-	-	24	-8%	24
	2023	4	3	3	5	4	2	4	1	4	3	4	6	26	▼	43

This report reflects data in the case management system. Numbers will update accordingly as reports are refreshed and posted.

Dashboard	Monthly Filings Summary	Jan --- Aug Filings				
<p><b>Court:</b> Richmond Circuit  <b>Start/End Date:</b> Jan-23 / Aug-24  <b>2023 Average Month:</b> 1,038  <b>Jan-Aug 2023:</b> 8,663  <b>Filings Trending:</b> ▼</p> <p><b>Circuit/Court ID:</b> 13 213760  <b>Type of Case:</b> Filings  <b>2024 Average Month:</b> 1,037  <b>Jan-Aug 2024 :</b> 8,293  <b>Overall AVG. Month:</b> 1,038</p>	<p>Jan 23 - Aug 24</p>	<table border="1" style="margin: auto;"> <tr> <td style="text-align: center;">8,293</td> <td style="text-align: center;">8,663</td> </tr> <tr> <td style="text-align: center;">2024</td> <td style="text-align: center;">2023</td> </tr> </table>	8,293	8,663	2024	2023
8,293	8,663					
2024	2023					

Filings by Division																
Divisions		Jan	Feb	Mar	Apr	May	Jun	Jul	Aug	Sep	Oct	Nov	Dec	Thru Aug	% Change	Total
<b>Total</b>	2024	1,091	1,102	1,026	1,164	1,055	836	1,089	930	-	-	-	-	8,293	-4%	8,293
	2023	1,113	1,067	1,234	999	1,172	1,086	953	1,039	864	1,134	926	874	8,663	▼	12,461
<b>Civil</b>	2024	221	220	203	195	176	220	228	260	-	-	-	-	1,723	4%	1,723
	2023	225	244	244	201	213	191	158	186	165	221	159	161	1,662	▲	2,368
<b>Criminal</b>	2024	362	290	264	336	390	272	347	266	-	-	-	-	2,527	0%	2,527
	2023	311	265	374	275	366	353	254	333	240	392	285	254	2,531	▼	3,702
<b>Concealed Handgun Permits</b>	2024	112	121	122	137	102	84	107	111	-	-	-	-	896	-17%	896
	2023	162	145	176	136	144	116	104	102	89	103	100	115	1,085	▼	1,492
<b>Miscellaneous/Other</b>	2024	393	467	432	492	384	258	403	287	-	-	-	-	3,116	-7%	3,116
	2023	408	410	438	384	447	424	432	414	365	418	379	342	3,357	▼	4,861
<b>Others</b>	2024	3	4	5	4	3	2	4	6	-	-	-	-	31	11%	31
	2023	7	3	2	3	2	2	5	4	5	-	3	2	28	▲	38

Filings by Case Category																
Case Categories		Jan	Feb	Mar	Apr	May	Jun	Jul	Aug	Sep	Oct	Nov	Dec	Thru Aug	% Change	Total
<b>Administrative Law</b>	2024	6	3	9	1	4	2	6	3	-	-	-	-	34	6%	34
	2023	2	4	5	3	7	3	5	3	3	5	1	4	32	▲	45
<b>Capital Murder</b>	2024	1	-	-	-	-	-	-	-	-	-	-	-	1	-50%	1
	2023	1	-	-	-	-	-	-	1	-	-	-	-	2	▼	2
<b>Contested Divorce</b>	2024	13	12	8	14	5	10	8	11	-	-	-	-	81	-9%	81
	2023	9	7	18	10	11	12	12	10	11	10	7	8	89	▼	125
<b>Domestic and Family - Level 1</b>	2024	4	18	15	8	4	4	9	15	-	-	-	-	77	-25%	77
	2023	9	26	13	15	8	13	10	8	11	16	7	8	102	▼	144
<b>Domestic and Family - Level 2</b>	2024	20	15	11	13	11	10	10	17	-	-	-	-	107	-11%	107
	2023	14	13	10	17	23	19	10	14	16	15	16	8	120	▼	175
<b>Felonies and Related Matters</b>	2024	286	230	195	266	314	209	268	205	-	-	-	-	1,973	2%	1,973
	2023	247	201	276	199	290	261	183	269	157	312	212	202	1,926	▲	2,809
<b>General Civil - Level 1</b>	2024	4	3	8	5	3	9	10	9	-	-	-	-	51	-11%	51
	2023	9	6	3	6	9	6	7	11	6	5	8	11	57	▼	87
<b>General Civil - Level 2</b>	2024	130	100	100	103	109	140	122	151	-	-	-	-	955	21%	955
	2023	107	113	110	107	94	91	72	97	79	124	90	92	791	▲	1,176
<b>General Civil - Level 3</b>	2024	34	31	39	40	21	34	48	39	-	-	-	-	286	-4%	286
	2023	52	52	46	25	31	26	35	31	38	31	22	24	298	▼	413
<b>Miscellaneous Civil</b>	2024	266	333	311	338	257	191	325	259	-	-	-	-	2,280	-8%	2,280
	2023	331	307	367	320	331	271	298	252	260	257	272	228	2,477	▼	3,494
<b>Misdemeanor</b>	2024	44	31	45	35	50	36	44	32	-	-	-	-	317	-9%	317
	2023	34	43	57	51	37	60	36	31	53	54	49	28	349	▼	533
<b>Other</b>	2024	206	240	221	265	215	134	160	120	-	-	-	-	1,561	-14%	1,561
	2023	224	233	237	190	240	244	214	241	175	234	187	208	1,823	▼	2,627
<b>Other Criminally Related Matters</b>	2024	40	35	32	41	32	31	47	35	-	-	-	-	293	-4%	293
	2023	36	27	47	29	47	42	39	38	33	34	29	27	305	▼	428
<b>Probates/Wills &amp; Trusts - Level 1</b>	2024	1	-	1	-	-	-	1	-	-	-	-	-	3	-40%	3
	2023	-	-	1	-	-	3	1	-	-	1	-	1	5	▼	7
<b>Probates/Wills &amp; Trusts - Level 2</b>	2024	13	30	2	8	5	8	6	8	-	-	-	-	80	31%	80
	2023	9	5	13	8	6	6	8	6	4	9	9	3	61	▲	86
<b>Uncontested Divorce</b>	2024	23	21	29	27	25	18	25	26	-	-	-	-	194	-14%	194
	2023	29	30	31	19	38	29	23	27	18	27	17	22	226	▼	310

Dashboard		Monthly Filings Summary		Jan --- Aug Filings	
<b>Court:</b> Henrico Circuit	<b>Circuit/Court ID:</b> 14 214087			12,318	11,821
<b>Start/End Date:</b> Jan-23 / Aug-24	<b>Type of Case:</b> Filings				
<b>2023 Average Month:</b> 1,450	<b>2024 Average Month:</b> 1,540			2024	2023
<b>Jan-Aug 2023:</b> 11,821	<b>Jan-Aug 2024 :</b> 12,318				
<b>Filings Trending:</b> ▲	<b>Overall AVG. Month:</b> 1,486				

Filings by Division																
Divisions		Jan	Feb	Mar	Apr	May	Jun	Jul	Aug	Sep	Oct	Nov	Dec	Thru Aug	% Change	Total
<b>Total</b>	2024	1,417	1,589	1,589	1,456	1,600	1,497	1,701	1,469	-	-	-	-	12,318	4%	12,318
	2023	1,391	1,294	1,600	1,251	1,672	1,615	1,412	1,586	1,351	1,516	1,497	1,215	11,821	▲	17,400
<b>Civil</b>	2024	209	177	178	208	211	248	170	210	-	-	-	-	1,611	0%	1,611
	2023	193	189	219	186	238	226	155	211	194	167	183	129	1,617	▼	2,290
<b>Criminal</b>	2024	514	444	590	517	635	469	619	404	-	-	-	-	4,192	4%	4,192
	2023	535	502	574	349	500	520	484	560	495	413	613	467	4,024	▲	6,012
<b>Concealed Handgun Permits</b>	2024	372	314	331	293	272	267	285	264	-	-	-	-	2,398	-5%	2,398
	2023	380	356	420	284	310	255	285	247	256	310	293	238	2,537	▼	3,634
<b>Miscellaneous/ Other</b>	2024	313	645	486	435	479	508	616	587	-	-	-	-	4,069	13%	4,069
	2023	280	243	383	429	621	610	481	562	400	621	402	375	3,609	▲	5,407
<b>Others</b>	2024	9	9	4	3	3	5	11	4	-	-	-	-	48	41%	48
	2023	3	4	4	3	3	4	7	6	6	5	6	6	34	▲	57

Filings by Case Category																
Case Categories		Jan	Feb	Mar	Apr	May	Jun	Jul	Aug	Sep	Oct	Nov	Dec	Thru Aug	% Change	Total
<b>Administrative Law</b>	2024	-	1	1	-	-	-	1	3	-	-	-	-	6	-68%	6
	2023	3	4	1	-	1	3	2	5	1	3	2	1	19	▼	26
<b>Capital Murder</b>	2024	1	-	1	1	-	1	-	-	-	-	-	-	4	4	4
	2023	-	-	-	-	-	-	-	-	-	-	-	-	0	↔	0
<b>Contested Divorce</b>	2024	21	20	15	20	23	20	19	29	-	-	-	-	167	-13%	167
	2023	26	25	22	22	31	21	12	34	22	18	13	17	193	▼	263
<b>Domestic and Family - Level 1</b>	2024	23	15	24	18	14	22	10	25	-	-	-	-	151	-3%	151
	2023	27	15	16	15	22	35	17	9	18	14	19	9	156	▼	216
<b>Domestic and Family - Level 2</b>	2024	6	3	8	6	8	13	5	11	-	-	-	-	60	58%	60
	2023	6	7	5	5	7	2	2	4	5	5	7	2	38	▲	57
<b>Felonies and Related Matters</b>	2024	330	285	408	318	410	285	400	262	-	-	-	-	2,698	3%	2,698
	2023	355	334	385	210	317	354	305	348	329	250	407	313	2,608	▲	3,907
<b>General Civil - Level 1</b>	2024	5	4	4	5	1	4	2	7	-	-	-	-	32	19%	32
	2023	-	6	3	2	7	4	2	3	6	3	2	2	27	▲	40
<b>General Civil - Level 2</b>	2024	61	71	66	76	71	106	56	72	-	-	-	-	579	0%	579
	2023	56	66	86	72	94	83	54	69	76	64	67	43	580	▼	830
<b>General Civil - Level 3</b>	2024	19	18	27	22	27	28	31	37	-	-	-	-	209	8%	209
	2023	15	19	24	25	23	39	21	27	16	10	27	12	193	▲	258
<b>Miscellaneous Civil</b>	2024	549	522	568	506	460	487	611	495	-	-	-	-	4,198	-6%	4,198
	2023	637	568	708	503	554	500	517	470	445	544	473	460	4,457	▼	6,379
<b>Misdemeanor</b>	2024	161	115	150	147	186	159	164	113	-	-	-	-	1,195	11%	1,195
	2023	137	124	156	106	134	133	136	151	131	115	161	119	1,077	▲	1,603
<b>Other</b>	2024	133	437	224	224	285	271	288	335	-	-	-	-	2,197	36%	2,197
	2023	23	23	80	186	373	342	243	340	202	384	220	157	1,610	▲	2,573
<b>Other Criminally Related Matters</b>	2024	32	50	33	51	45	37	56	29	-	-	-	-	333	-8%	333
	2023	46	45	36	35	50	41	44	66	37	53	47	35	363	▼	535
<b>Probates/Wills &amp; Trusts - Level 1</b>	2024	1	4	-	-	-	1	-	-	-	-	-	-	6	-45%	6
	2023	2	-	1	1	1	4	2	-	2	3	1	-	11	▼	17
<b>Probates/Wills &amp; Trusts - Level 2</b>	2024	13	5	8	5	8	11	7	6	-	-	-	-	63	-16%	63
	2023	9	7	17	10	11	11	4	6	7	5	6	6	75	▼	99
<b>Protective Orders</b>	2024	1	-	-	-	-	-	-	-	-	-	-	-	1	0%	1
	2023	-	-	-	-	-	1	-	-	-	-	-	-	1	↔	1
<b>Uncontested Divorce</b>	2024	61	39	52	57	62	52	51	45	-	-	-	-	419	1%	419
	2023	49	51	60	59	47	42	51	54	54	45	45	39	413	▲	596

Dashboard		Monthly Filings Summary		Jan --- Aug Filings	
<b>Court:</b> Caroline Circuit	<b>Circuit/Court ID:</b> 15 215033				
<b>Start/End Date:</b> Jan-23 / Aug-24	<b>Type of Case:</b> Filings				
<b>2023 Average Month:</b> 175	<b>2024 Average Month:</b> 160				
<b>Jan-Aug 2023:</b> 1,459	<b>Jan-Aug 2024 :</b> 1,279				
<b>Filings Trending:</b> ▼	<b>Overall AVG. Month:</b> 169				

Filings by Division																
Divisions		Jan	Feb	Mar	Apr	May	Jun	Jul	Aug	Sep	Oct	Nov	Dec	Thru Aug	% Change	Total
<b>Total</b>	2024	165	152	233	162	137	154	155	121	-	-	-	-	1,279	-12%	1,279
	2023	172	166	201	157	265	152	152	194	179	184	136	139	1,459	▼	2,097
<b>Civil</b>	2024	16	29	31	19	20	22	21	17	-	-	-	-	175	6%	175
	2023	18	20	16	22	29	24	14	22	18	16	14	25	165	▲	238
<b>Criminal</b>	2024	66	48	72	51	26	65	65	40	-	-	-	-	433	-17%	433
	2023	53	55	59	34	132	61	69	59	70	84	41	38	522	▼	755
<b>Concealed Handgun Permits</b>	2024	61	57	88	50	44	43	45	47	-	-	-	-	435	-15%	435
	2023	74	66	91	60	63	40	41	74	61	48	57	47	509	▼	722
<b>Miscellaneous/ Other</b>	2024	22	18	42	42	47	23	24	17	-	-	-	-	235	-9%	235
	2023	27	22	34	39	41	27	28	39	29	36	24	28	257	▼	374
<b>Others</b>	2024	-	-	-	-	-	1	-	-	-	-	-	-	1	-83%	1
	2023	-	3	1	2	-	-	-	-	1	-	-	-	6	▼	8

Filings by Case Category																
Case Categories		Jan	Feb	Mar	Apr	May	Jun	Jul	Aug	Sep	Oct	Nov	Dec	Thru Aug	% Change	Total
<b>Administrative Law</b>	2024	-	-	-	-	-	-	-	-	-	-	-	-	0	0	0
	2023	-	-	-	-	-	-	-	-	1	-	-	-	0	↔	1
<b>Contested Divorce</b>	2024	1	2	1	2	2	1	2	1	-	-	-	-	12	0%	12
	2023	-	1	2	-	2	1	1	5	3	1	-	2	12	↔	18
<b>Domestic and Family - Level 1</b>	2024	2	2	5	3	3	2	3	5	-	-	-	-	25	67%	25
	2023	2	5	1	1	1	3	1	1	2	-	3	9	15	▲	29
<b>Domestic and Family - Level 2</b>	2024	1	8	-	-	-	1	-	2	-	-	-	-	12	-57%	12
	2023	2	-	-	1	16	8	-	1	-	1	1	1	28	▼	31
<b>Felonies and Related Matters</b>	2024	33	30	38	24	11	35	27	19	-	-	-	-	217	-36%	217
	2023	30	36	37	27	90	34	56	31	42	55	25	24	341	▼	487
<b>General Civil - Level 1</b>	2024	-	-	1	-	-	-	-	-	-	-	-	-	1	0%	1
	2023	-	-	-	-	1	-	-	-	-	-	-	-	1	↔	1
<b>General Civil - Level 2</b>	2024	5	3	5	2	5	7	9	5	-	-	-	-	41	14%	41
	2023	3	6	3	5	5	4	2	8	3	6	4	6	36	▲	55
<b>General Civil - Level 3</b>	2024	2	8	14	6	6	1	2	-	-	-	-	-	39	30%	39
	2023	5	2	3	9	2	1	3	5	1	1	2	2	30	▲	36
<b>Miscellaneous Civil</b>	2024	82	73	103	68	65	63	68	62	-	-	-	-	584	-10%	584
	2023	89	81	104	73	88	59	58	94	82	71	76	64	646	▼	939
<b>Misdemeanor</b>	2024	22	12	29	16	10	27	36	14	-	-	-	-	166	10%	166
	2023	16	17	18	4	38	21	12	25	24	29	14	14	151	▲	232
<b>Other</b>	2024	-	1	26	24	23	4	-	-	-	-	-	-	78	-38%	78
	2023	13	11	21	27	17	8	10	18	12	14	4	13	125	▼	168
<b>Other Criminally Related Matters</b>	2024	11	6	5	11	5	3	2	7	-	-	-	-	50	61%	50
	2023	7	3	4	3	4	6	1	3	4	-	2	1	31	▲	38
<b>Probates/Wills &amp; Trusts - Level 1</b>	2024	-	1	-	-	-	2	-	-	-	-	-	-	3	3	3
	2023	-	-	-	-	-	-	-	-	1	-	-	-	0	↔	1
<b>Probates/Wills &amp; Trusts - Level 2</b>	2024	-	1	3	1	1	1	-	1	-	-	-	-	8	-20%	8
	2023	-	-	2	-	-	2	6	-	-	-	2	-	10	▼	12
<b>Uncontested Divorce</b>	2024	6	5	3	5	6	7	6	5	-	-	-	-	43	30%	43
	2023	5	4	6	7	1	5	2	3	4	6	3	3	33	▲	49

Dashboard	Monthly Filings Summary	Jan --- Aug Filings				
<p><b>Court:</b> Essex Circuit  <b>Start/End Date:</b> Jan-23 / Aug-24  <b>2023 Average Month:</b> 62  <b>Jan-Aug 2023:</b> 481  <b>Filings Trending:</b> ▼</p> <p><b>Circuit/Court ID:</b> 15 215057  <b>Type of Case:</b> Filings  <b>2024 Average Month:</b>52  <b>Jan-Aug 2024 :</b> 417  <b>Overall AVG. Month:</b> 58</p>	<p>Jan 23 - Aug 24</p>	<table border="1" style="margin: auto;"> <tr> <td style="width:50%; text-align: center;">417</td> <td style="width:50%; text-align: center;">481</td> </tr> <tr> <td style="text-align: center;">2024</td> <td style="text-align: center;">2023</td> </tr> </table>	417	481	2024	2023
417	481					
2024	2023					

Filings by Division																
Divisions		Jan	Feb	Mar	Apr	May	Jun	Jul	Aug	Sep	Oct	Nov	Dec	Thru Aug	% Change	Total
<b>Total</b>	2024	65	36	51	70	47	54	53	41	-	-	-	-	417	-13%	417
	2023	62	60	114	52	51	58	29	55	109	67	42	43	481	▼	742
<b>Civil</b>	2024	5	6	13	13	12	7	6	7	-	-	-	-	69	-9%	69
	2023	12	7	7	9	15	6	9	11	2	10	2	4	76	▼	94
<b>Criminal</b>	2024	16	4	5	20	11	19	22	7	-	-	-	-	104	-21%	104
	2023	10	3	56	20	7	16	3	17	61	22	9	22	132	▼	246
<b>Concealed Handgun Permits</b>	2024	28	14	18	23	19	13	12	11	-	-	-	-	138	-14%	138
	2023	25	30	29	12	11	25	15	13	30	20	16	12	160	▼	238
<b>Miscellaneous/Other</b>	2024	16	12	15	14	5	15	13	16	-	-	-	-	106	-6%	106
	2023	15	20	22	11	18	11	2	14	16	15	14	5	113	▼	163
<b>Others</b>	2024	-	-	-	-	-	-	-	-	-	-	-	-	0	0	0
	2023	-	-	-	-	-	-	-	-	-	-	1	-	0	↔	1

Filings by Case Category																
Case Categories		Jan	Feb	Mar	Apr	May	Jun	Jul	Aug	Sep	Oct	Nov	Dec	Thru Aug	% Change	Total
<b>Administrative Law</b>	2024	-	-	-	-	-	-	-	-	-	-	-	-	0	-100%	0
	2023	-	-	-	-	-	-	1	-	-	-	-	-	1	▼	1
<b>Contested Divorce</b>	2024	1	-	-	1	1	1	-	-	-	-	-	-	4	-50%	4
	2023	1	2	2	1	1	1	-	-	-	-	-	-	8	▼	8
<b>Domestic and Family - Level 1</b>	2024	-	-	7	2	4	1	-	4	-	-	-	-	18	0%	18
	2023	1	-	1	-	6	-	1	9	-	-	-	1	18	↔	19
<b>Domestic and Family - Level 2</b>	2024	-	-	-	-	-	-	1	2	-	-	-	-	3	-50%	3
	2023	1	-	1	2	2	-	-	-	-	1	-	-	6	▼	7
<b>Felonies and Related Matters</b>	2024	13	3	2	10	8	13	21	3	-	-	-	-	73	-26%	73
	2023	7	2	41	17	7	13	2	9	60	12	5	15	98	▼	190
<b>General Civil - Level 1</b>	2024	-	-	-	-	-	-	-	-	-	-	-	-	0	-100%	0
	2023	-	-	-	1	-	1	-	-	-	1	-	-	2	▼	3
<b>General Civil - Level 2</b>	2024	3	2	1	3	2	4	-	1	-	-	-	-	16	33%	16
	2023	2	-	1	6	2	1	-	-	1	2	1	2	12	▲	18
<b>General Civil - Level 3</b>	2024	-	2	2	5	1	1	2	-	-	-	-	-	13	-19%	13
	2023	4	1	2	1	3	-	4	1	1	6	1	-	16	▼	24
<b>Miscellaneous Civil</b>	2024	32	15	23	26	19	16	14	17	-	-	-	-	162	-11%	162
	2023	29	32	33	15	16	27	17	14	33	26	22	15	183	▼	279
<b>Misdemeanor</b>	2024	3	-	-	8	2	1	-	2	-	-	-	-	16	45%	16
	2023	3	1	2	-	-	-	1	4	-	8	2	3	11	▲	24
<b>Other</b>	2024	12	11	11	11	5	10	11	9	-	-	-	-	80	-6%	80
	2023	11	18	17	6	13	8	-	12	12	8	9	2	85	▼	116
<b>Other Criminally Related Matters</b>	2024	-	1	3	2	1	5	1	2	-	-	-	-	15	-40%	15
	2023	-	-	13	3	-	3	2	4	1	2	2	4	25	▼	34
<b>Probates/Wills &amp; Trusts - Level 1</b>	2024	-	1	-	-	-	-	-	-	-	-	-	-	1	1	1
	2023	-	-	-	-	-	-	-	-	-	-	-	-	0	↔	0
<b>Probates/Wills &amp; Trusts - Level 2</b>	2024	1	-	-	1	-	-	1	-	-	-	-	-	3	3	3
	2023	-	-	-	-	-	-	-	-	-	-	-	1	0	↔	1
<b>Uncontested Divorce</b>	2024	-	1	2	1	4	2	2	1	-	-	-	-	13	-19%	13
	2023	3	4	1	-	1	4	1	2	1	1	-	-	16	▼	18



Dashboard		Monthly Filings Summary		Jan --- Aug Filings					
<p><b>Court:</b> Hanover Circuit  <b>Start/End Date:</b> Jan-23 / Aug-24  <b>2023 Average Month:</b> 608  <b>Jan-Aug 2023:</b> 5,036  <b>Filings Trending:</b> ▼</p>	<p><b>Circuit/Court ID:</b> 15 215085  <b>Type of Case:</b> Filings  <b>2024 Average Month:</b> 571  <b>Jan-Aug 2024 :</b> 4,570  <b>Overall AVG. Month:</b> 594</p>	<p style="text-align: center; font-weight: bold; font-size: 1.2em;">Jan 23 - Aug 24</p>		<table border="1" style="margin: auto;"> <tr> <td style="text-align: center; font-weight: bold; font-size: 1.5em;">4,570</td> <td style="text-align: center; font-weight: bold; font-size: 1.5em;">5,036</td> </tr> <tr> <td style="text-align: center; font-weight: bold;">2024</td> <td style="text-align: center; font-weight: bold;">2023</td> </tr> </table>		4,570	5,036	2024	2023
4,570	5,036								
2024	2023								

Filings by Division																
Divisions		Jan	Feb	Mar	Apr	May	Jun	Jul	Aug	Sep	Oct	Nov	Dec	Thru Aug	% Change	Total
<b>Total</b>	2024	635	675	611	491	605	466	553	534	-	-	-	-	4,570	-9%	4,570
	2023	710	554	803	541	654	609	499	666	629	561	542	532	5,036	▼	7,300
<b>Civil</b>	2024	126	129	127	134	99	92	101	90	-	-	-	-	898	-6%	898
	2023	82	94	150	99	130	145	102	151	119	116	93	104	953	▼	1,385
<b>Criminal</b>	2024	210	253	218	141	230	198	183	209	-	-	-	-	1,642	-10%	1,642
	2023	225	184	274	199	271	215	177	284	261	195	221	236	1,829	▼	2,742
<b>Concealed Handgun Permits</b>	2024	251	208	199	156	146	119	157	154	-	-	-	-	1,390	-13%	1,390
	2023	291	216	248	192	176	172	139	161	158	199	171	154	1,595	▼	2,277
<b>Miscellaneous/ Other</b>	2024	48	85	65	60	130	57	112	80	-	-	-	-	637	-3%	637
	2023	112	60	130	51	77	77	81	69	90	51	57	38	657	▼	893
<b>Others</b>	2024	-	-	2	-	-	-	-	1	-	-	-	-	3	50%	3
	2023	-	-	1	-	-	-	-	1	1	-	-	-	2	▲	3

Filings by Case Category																
Case Categories		Jan	Feb	Mar	Apr	May	Jun	Jul	Aug	Sep	Oct	Nov	Dec	Thru Aug	% Change	Total
<b>Administrative Law</b>	2024	1	2	1	-	1	-	1	-	-	-	-	-	6	200%	6
	2023	-	1	-	1	-	-	-	-	2	1	-	-	2	▲	5
<b>Capital Murder</b>	2024	-	-	-	-	-	-	-	-	-	-	-	-	0	-100%	0
	2023	-	-	-	-	2	-	-	-	-	-	-	-	2	▼	2
<b>Contested Divorce</b>	2024	12	21	25	17	17	10	8	17	-	-	-	-	127	-23%	127
	2023	15	14	29	22	22	27	17	20	12	16	13	18	166	▼	225
<b>Domestic and Family - Level 1</b>	2024	5	5	5	3	6	6	4	6	-	-	-	-	40	-7%	40
	2023	3	2	7	2	5	6	11	7	10	9	5	6	43	▼	73
<b>Domestic and Family - Level 2</b>	2024	5	2	4	15	8	5	11	10	-	-	-	-	60	13%	60
	2023	2	4	7	1	13	9	7	10	10	6	5	2	53	▲	76
<b>Felonies and Related Matters</b>	2024	127	149	121	74	143	131	99	118	-	-	-	-	962	-10%	962
	2023	132	89	167	129	163	118	109	161	166	111	142	118	1,068	▼	1,605
<b>General Civil - Level 1</b>	2024	-	-	-	1	-	2	-	-	-	-	-	-	3	-25%	3
	2023	-	-	-	1	-	1	2	-	-	1	-	1	4	▼	6
<b>General Civil - Level 2</b>	2024	34	40	38	38	21	17	25	18	-	-	-	-	231	8%	231
	2023	16	15	35	19	25	36	14	54	38	43	23	37	214	▲	355
<b>General Civil - Level 3</b>	2024	10	8	7	5	4	5	12	3	-	-	-	-	54	-5%	54
	2023	4	9	3	4	6	13	6	12	6	2	8	5	57	▼	78
<b>Miscellaneous Civil</b>	2024	298	292	259	216	276	171	263	219	-	-	-	-	1,994	-10%	1,994
	2023	400	276	371	239	254	248	213	226	244	250	219	195	2,227	▼	3,135
<b>Misdemeanor</b>	2024	74	91	86	59	82	59	70	82	-	-	-	-	603	-13%	603
	2023	85	87	100	64	101	87	63	107	90	79	75	115	694	▼	1,053
<b>Other</b>	2024	5	6	7	3	2	3	2	3	-	-	-	-	31	-21%	31
	2023	3	4	7	7	4	5	3	6	4	2	3	8	39	▼	56
<b>Other Criminally Related Matters</b>	2024	9	13	11	8	5	8	14	9	-	-	-	-	77	5%	77
	2023	8	8	8	6	9	10	8	16	7	5	5	3	73	▲	93
<b>Probates/Wills &amp; Trusts - Level 1</b>	2024	-	1	1	-	-	-	1	1	-	-	-	-	4	-33%	4
	2023	-	-	1	1	1	2	-	1	2	1	-	-	6	▼	9
<b>Probates/Wills &amp; Trusts - Level 2</b>	2024	6	7	3	2	-	4	4	2	-	-	-	-	28	40%	28
	2023	2	1	5	4	5	2	2	1	1	-	2	2	20	▲	25
<b>Uncontested Divorce</b>	2024	49	38	43	50	40	45	39	46	-	-	-	-	350	-5%	350
	2023	40	44	63	41	44	45	46	45	37	35	42	22	368	▼	504



# CPSS-CCMS-10.01 CASELOAD STATISTICS OF THE CIRCUIT COURTS

King George

January 2023 -- August 2024 Filings


Alexandria and Fairfax Circuit are not Included in State Totals

## Dashboard

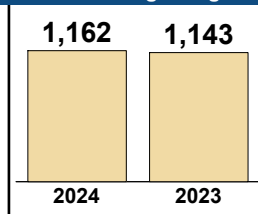
**Court:** King George Circuit  
**Start/End Date:** Jan-23 / Aug-24  
**2023 Average Month:** 142  
**Jan-Aug 2023:** 1,143  
**Filings Trending:** ↔

**Circuit/Court ID:** 15 215099  
**Type of Case:** Filings  
**2024 Average Month:** 145  
**Jan-Aug 2024 :** 1,162  
**Overall AVG. Month:** 143

## Monthly Filings Summary



## Jan --- Aug Filings




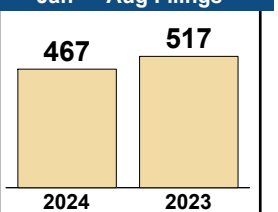
## Filings by Division

Divisions	Jan	Feb	Mar	Apr	May	Jun	Jul	Aug	Sep	Oct	Nov	Dec	Thru Aug	% Change	Total
<b>Total</b>	207	120	130	172	113	136	147	137	-	-	-	-	1,162	2%	1,162
2023	180	166	155	118	112	133	158	121	134	192	111	120	1,143	▲	1,700
<b>Civil</b>	14	13	18	28	16	9	8	11	-	-	-	-	117	11%	117
2023	22	15	10	12	14	10	12	10	23	11	18	11	105	▲	168
<b>Criminal</b>	102	32	21	72	32	46	75	59	-	-	-	-	439	8%	439
2023	70	63	51	37	21	51	76	36	45	100	25	46	405	▲	621
<b>Concealed Handgun Permits</b>	71	52	66	52	43	63	48	49	-	-	-	-	444	-8%	444
2023	60	71	71	49	60	58	52	59	50	66	54	40	480	▼	690
<b>Miscellaneous/Other</b>	20	23	25	20	21	18	15	18	-	-	-	-	160	5%	160
2023	28	17	23	20	17	14	18	16	16	15	14	23	153	▲	221
<b>Others</b>	-	-	-	-	1	-	1	-	-	-	-	-	2	2	2
2023	-	-	-	-	-	-	-	-	-	-	-	-	0	↔	0

## Filings by Case Category

Case Categories	Jan	Feb	Mar	Apr	May	Jun	Jul	Aug	Sep	Oct	Nov	Dec	Thru Aug	% Change	Total
<b>Administrative Law</b>	-	-	-	-	-	-	1	-	-	-	-	-	1	1	1
2023	-	-	-	-	-	-	-	-	-	-	-	-	0	↔	0
<b>Capital Murder</b>	-	-	1	-	-	-	-	-	-	-	-	-	1	-100%	1
2023	-	-	-	-	-	-	-	-	-	-	-	-	-	▼	-
<b>Contested Divorce</b>	3	3	3	6	2	2	2	-	-	-	-	-	21	31%	21
2023	3	1	1	2	1	1	4	3	1	-	-	2	16	▲	19
<b>Domestic and Family - Level 1</b>	3	-	1	8	2	-	-	1	-	-	-	-	15	-17%	15
2023	-	7	2	2	1	4	1	1	4	-	-	-	18	▼	22
<b>Domestic and Family - Level 2</b>	1	1	1	-	1	1	-	1	-	-	-	-	6	50%	6
2023	2	-	-	-	1	-	-	1	2	3	1	-	4	▲	10
<b>Felonies and Related Matters</b>	75	20	10	43	12	25	51	32	-	-	-	-	268	6%	268
2023	56	25	28	24	10	36	48	27	28	64	22	28	254	▲	396
<b>General Civil - Level 1</b>	1	-	1	-	-	-	-	-	-	-	-	-	2	2	2
2023	-	-	-	-	-	-	-	-	-	1	-	1	0	↔	2
<b>General Civil - Level 2</b>	1	4	3	4	3	1	-	6	-	-	-	-	22	10%	22
2023	4	-	1	1	7	3	3	1	6	2	7	2	20	▲	37
<b>General Civil - Level 3</b>	3	3	3	-	3	-	1	-	-	-	-	-	13	-19%	13
2023	7	1	1	2	2	1	2	-	-	1	5	2	16	▼	24
<b>Miscellaneous Civil</b>	80	65	79	62	61	78	58	59	-	-	-	-	542	-8%	542
2023	79	83	85	65	72	68	64	71	61	76	59	57	587	▼	840
<b>Misdemeanor</b>	26	11	8	20	19	19	20	23	-	-	-	-	146	15%	146
2023	13	34	19	12	8	14	21	6	13	35	3	16	127	▲	194
<b>Other</b>	8	10	12	11	6	3	6	8	-	-	-	-	64	39%	64
2023	9	5	8	4	5	4	6	5	5	3	9	7	46	▲	70
<b>Other Criminally Related Matters</b>	1	1	3	9	1	2	4	4	-	-	-	-	25	9%	25
2023	1	4	3	1	3	1	7	3	7	1	-	2	23	▲	33
<b>Probates/Wills &amp; Trusts - Level 2</b>	-	-	-	1	2	2	-	-	-	-	-	-	5	0%	5
2023	-	-	1	4	-	-	-	-	-	2	-	-	5	↔	7
<b>Protective Orders</b>	1	-	-	3	-	1	-	-	-	-	-	-	5	5	5
2023	-	-	-	-	-	-	-	-	1	-	-	2	0	↔	3
<b>Uncontested Divorce</b>	4	2	6	5	1	2	4	3	-	-	-	-	27	4%	27
2023	6	6	5	1	2	1	2	3	6	4	5	1	26	▲	42

This report reflects data in the case management system. Numbers will update accordingly as reports are refreshed and posted.

Dashboard		Monthly Filings Summary		Jan --- Aug Filings	
<b>Court:</b> Lancaster Circuit	<b>Circuit/Court ID:</b> 15 215103				
<b>Start/End Date:</b> Jan-23 / Aug-24	<b>Type of Case:</b> Filings				
<b>2023 Average Month:</b> 64	<b>2024 Average Month:</b> 58				
<b>Jan-Aug 2023:</b> 517	<b>Jan-Aug 2024 :</b> 467				
<b>Filings Trending:</b> ▼	<b>Overall AVG. Month:</b> 62				

Filings by Division																
Divisions		Jan	Feb	Mar	Apr	May	Jun	Jul	Aug	Sep	Oct	Nov	Dec	Thru Aug	% Change	Total
<b>Total</b>	2024	99	70	44	81	40	38	57	38	-	-	-	-	467	-10%	467
	2023	63	81	70	59	64	47	88	45	68	88	33	59	517	▼	765
<b>Civil</b>	2024	18	7	4	8	6	11	5	5	-	-	-	-	64	19%	64
	2023	3	4	7	10	13	5	4	8	2	5	3	12	54	▲	76
<b>Criminal</b>	2024	51	36	13	41	7	7	27	13	-	-	-	-	195	0%	195
	2023	24	34	12	25	17	14	54	15	36	52	8	17	195	↔	308
<b>Concealed Handgun Permits</b>	2024	17	20	18	23	15	12	17	6	-	-	-	-	128	-29%	128
	2023	25	31	41	16	18	16	23	10	23	20	19	22	180	▼	264
<b>Miscellaneous/ Other</b>	2024	13	7	9	9	12	8	8	14	-	-	-	-	80	-9%	80
	2023	11	12	10	8	16	12	7	12	7	11	3	8	88	▼	117

Filings by Case Category																
Case Categories		Jan	Feb	Mar	Apr	May	Jun	Jul	Aug	Sep	Oct	Nov	Dec	Thru Aug	% Change	Total
<b>Administrative Law</b>	2024	-	-	-	-	-	-	-	-	-	-	-	-	0	-100%	0
	2023	1	-	-	-	-	-	-	-	-	-	-	-	1	▼	1
<b>Contested Divorce</b>	2024	-	-	1	1	1	-	-	1	-	-	-	-	4	33%	4
	2023	-	-	1	2	-	-	-	-	1	-	-	1	3	▲	5
<b>Domestic and Family - Level 1</b>	2024	-	-	-	-	-	5	2	-	-	-	-	-	7	17%	7
	2023	-	-	1	2	-	-	-	3	-	-	1	1	6	▲	8
<b>Domestic and Family - Level 2</b>	2024	-	-	1	-	1	-	-	3	-	-	-	-	5	400%	5
	2023	-	-	-	-	-	-	-	1	-	-	-	-	1	▲	1
<b>Felonies and Related Matters</b>	2024	39	15	11	24	7	5	20	11	-	-	-	-	132	-6%	132
	2023	12	27	12	17	11	13	41	8	30	40	2	17	141	▼	230
<b>General Civil - Level 1</b>	2024	-	1	-	-	-	-	-	-	-	-	-	-	1	0%	1
	2023	-	-	1	-	-	-	-	-	-	-	-	2	1	↔	3
<b>General Civil - Level 2</b>	2024	4	3	-	3	-	4	3	-	-	-	-	-	17	21%	17
	2023	-	2	2	2	3	1	1	3	1	3	-	2	14	▲	20
<b>General Civil - Level 3</b>	2024	14	1	1	2	2	-	-	2	-	-	-	-	22	22%	22
	2023	-	1	1	3	8	3	-	2	1	3	-	5	18	▲	27
<b>Miscellaneous Civil</b>	2024	21	24	26	31	26	19	23	14	-	-	-	-	184	-23%	184
	2023	30	41	46	21	29	27	25	21	27	26	22	27	240	▼	342
<b>Misdemeanor</b>	2024	10	20	2	16	-	-	5	1	-	-	-	-	54	38%	54
	2023	11	2	-	7	2	-	11	6	6	10	6	-	39	▲	61
<b>Other</b>	2024	9	2	1	1	2	1	1	4	-	-	-	-	21	-22%	21
	2023	6	1	5	2	6	-	7	-	2	3	-	3	27	▼	35
<b>Other Criminally Related Matters</b>	2024	2	1	-	2	-	2	2	1	-	-	-	-	10	-33%	10
	2023	1	5	-	1	4	1	2	1	-	2	1	-	15	▼	18
<b>Probates/Wills &amp; Trusts - Level 2</b>	2024	-	1	-	-	-	-	-	-	-	-	-	-	1	-67%	1
	2023	1	-	1	-	1	-	-	-	-	1	-	-	3	▼	4
<b>Uncontested Divorce</b>	2024	-	2	1	1	1	2	1	1	-	-	-	-	9	13%	9
	2023	1	2	-	2	-	2	1	-	-	-	1	1	8	▲	10

Dashboard		Monthly Filings Summary		Jan --- Aug Filings	
<b>Court:</b> Northumberland Circuit	<b>Circuit/Court ID:</b> 15 215133			<b>542</b>	<b>555</b>
<b>Start/End Date:</b> Jan-23 / Aug-24	<b>Type of Case:</b> Filings				
<b>2023 Average Month:</b> 73	<b>2024 Average Month:</b> 68				
<b>Jan-Aug 2023:</b> 555	<b>Jan-Aug 2024 :</b> 542				
<b>Filings Trending:</b> ↔	<b>Overall AVG. Month:</b> 71			<b>2024</b>	<b>2023</b>

Filings by Division																
Divisions		Jan	Feb	Mar	Apr	May	Jun	Jul	Aug	Sep	Oct	Nov	Dec	Thru Aug	% Change	Total
<b>Total</b>	2024	63	57	68	56	68	43	138	49	-	-	-	-	542	-2%	542
	2023	81	66	121	53	63	50	67	54	89	80	57	98	555	▼	879
<b>Civil</b>	2024	5	7	10	8	7	8	14	3	-	-	-	-	62	-34%	62
	2023	20	12	17	10	9	7	6	13	4	8	6	4	94	▼	116
<b>Criminal</b>	2024	16	13	6	8	23	9	91	7	-	-	-	-	173	62%	173
	2023	15	3	33	6	11	9	24	6	55	25	18	23	107	▲	228
<b>Concealed Handgun Permits</b>	2024	31	26	31	32	22	17	20	31	-	-	-	-	210	-2%	210
	2023	38	26	34	23	26	22	24	22	17	30	22	13	215	▼	297
<b>Miscellaneous/ Other</b>	2024	11	11	21	8	16	9	13	8	-	-	-	-	97	-30%	97
	2023	8	25	37	14	17	12	13	13	13	16	10	58	139	▼	236
<b>Others</b>	2024	-	-	-	-	-	-	-	-	-	-	-	-	0	0	0
	2023	-	-	-	-	-	-	-	-	-	1	1	-	0	↔	2

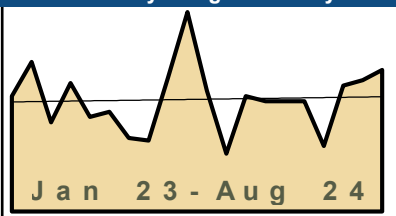
Filings by Case Category																
Case Categories		Jan	Feb	Mar	Apr	May	Jun	Jul	Aug	Sep	Oct	Nov	Dec	Thru Aug	% Change	Total
<b>Administrative Law</b>	2024	-	-	-	-	-	-	-	-	-	-	-	-	0	-100%	0
	2023	-	-	-	-	-	-	-	1	-	-	-	-	1	▼	1
<b>Contested Divorce</b>	2024	-	1	-	-	-	-	1	-	-	-	-	-	2	-75%	2
	2023	1	-	2	-	2	1	-	2	-	1	-	-	8	▼	9
<b>Domestic and Family - Level 1</b>	2024	-	-	-	-	-	-	1	-	-	-	-	-	1	-92%	1
	2023	7	2	2	1	-	-	-	1	-	-	-	-	13	▼	13
<b>Domestic and Family - Level 2</b>	2024	-	-	-	-	-	-	-	-	-	-	-	-	0	0	0
	2023	-	-	-	-	-	-	-	-	-	1	1	-	0	↔	2
<b>Felonies and Related Matters</b>	2024	10	9	1	4	20	6	76	6	-	-	-	-	132	67%	132
	2023	6	2	27	6	9	6	19	4	51	21	14	23	79	▲	188
<b>General Civil - Level 1</b>	2024	-	-	-	-	-	-	-	-	-	-	-	-	0	-100%	0
	2023	-	-	1	-	-	-	1	1	1	1	-	-	3	▼	5
<b>General Civil - Level 2</b>	2024	2	4	3	2	3	3	4	1	-	-	-	-	22	29%	22
	2023	3	2	5	2	-	-	1	4	-	2	2	2	17	▲	23
<b>General Civil - Level 3</b>	2024	1	1	2	2	2	3	6	1	-	-	-	-	18	-36%	18
	2023	1	7	1	3	6	4	3	3	1	-	1	-	28	▼	30
<b>Miscellaneous Civil</b>	2024	33	32	37	33	25	19	22	35	-	-	-	-	236	-6%	236
	2023	41	28	44	29	33	24	26	25	22	38	28	16	250	▼	354
<b>Misdemeanor</b>	2024	6	3	2	2	2	-	3	-	-	-	-	-	18	-10%	18
	2023	9	1	3	1	1	1	4	-	1	2	3	-	20	▼	26
<b>Other</b>	2024	11	5	15	7	14	7	12	4	-	-	-	-	75	-29%	75
	2023	8	23	29	9	9	9	10	8	8	9	5	55	105	▼	182
<b>Other Criminally Related Matters</b>	2024	-	1	3	3	1	3	12	1	-	-	-	-	24	167%	24
	2023	-	-	3	-	1	2	1	2	3	2	1	-	9	▲	15
<b>Probates/Wills &amp; Trusts - Level 1</b>	2024	-	-	-	-	-	-	-	-	-	-	-	-	0	-100%	0
	2023	-	-	-	-	-	1	-	-	-	-	-	-	1	▼	1
<b>Probates/Wills &amp; Trusts - Level 2</b>	2024	-	-	-	-	-	-	-	1	-	-	-	-	1	-67%	1
	2023	-	1	-	-	-	-	-	2	-	1	-	1	3	▼	5
<b>Uncontested Divorce</b>	2024	-	1	5	3	1	2	1	-	-	-	-	-	13	-28%	13
	2023	5	-	4	2	2	2	2	1	2	2	2	1	18	▼	25

Dashboard

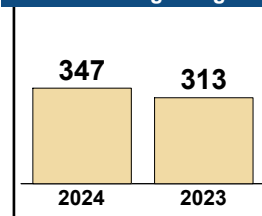
**Court:** Richmond County Circuit  
**Start/End Date:** Jan-23 / Aug-24  
**2023 Average Month:** 42  
**Jan-Aug 2023:** 313  
**Filings Trending:** ▲

**Circuit/Court ID:** 15 215159  
**Type of Case:** Filings  
**2024 Average Month:** 43  
**Jan-Aug 2024 :** 347  
**Overall AVG. Month:** 43

Monthly Filings Summary



Jan --- Aug Filings



Filings by Division

Divisions		Jan	Feb	Mar	Apr	May	Jun	Jul	Aug	Sep	Oct	Nov	Dec	Thru Aug	% Change	Total
<b>Total</b>	2024	44	42	42	42	25	48	50	54	-	-	-	-	347	11%	347
	2023	44	57	34	49	36	38	28	27	51	76	46	22	313	▲	508
<b>Civil</b>	2024	4	5	3	3	6	6	1	3	-	-	-	-	31	-23%	31
	2023	4	10	5	5	4	4	2	6	2	10	4	2	40	▼	58
<b>Criminal</b>	2024	17	13	12	11	1	26	33	41	-	-	-	-	154	38%	154
	2023	18	15	6	20	15	15	14	9	27	43	35	7	112	▲	224
<b>Concealed Handgun Permits</b>	2024	17	18	25	26	12	14	11	5	-	-	-	-	128	2%	128
	2023	18	25	21	21	11	15	7	7	16	9	3	12	125	▲	165
<b>Miscellaneous/ Other</b>	2024	6	6	2	2	6	2	5	5	-	-	-	-	34	-6%	34
	2023	4	7	2	3	6	4	5	5	6	14	4	1	36	▼	61

Filings by Case Category

Case Categories		Jan	Feb	Mar	Apr	May	Jun	Jul	Aug	Sep	Oct	Nov	Dec	Thru Aug	% Change	Total
<b>Administrative Law</b>	2024	-	-	-	-	-	-	-	-	-	-	-	-	0	-100%	0
	2023	-	-	-	1	-	-	-	-	-	-	-	-	-	1	▼
<b>Contested Divorce</b>	2024	-	1	1	-	1	1	-	-	-	-	-	-	4	300%	4
	2023	-	-	-	-	-	1	-	-	-	2	2	-	1	▲	5
<b>Domestic and Family - Level 1</b>	2024	2	-	-	-	-	-	-	-	-	-	-	-	2	-50%	2
	2023	1	2	-	1	-	-	-	-	1	2	-	-	4	▼	7
<b>Domestic and Family - Level 2</b>	2024	-	-	-	-	2	1	-	-	-	-	-	-	3	3	3
	2023	-	-	-	-	-	-	-	-	-	1	-	-	0	↔	1
<b>Felonies and Related Matters</b>	2024	11	7	10	8	1	18	29	36	-	-	-	-	120	76%	120
	2023	8	9	3	14	11	10	10	3	11	20	32	2	68	▲	133
<b>General Civil - Level 1</b>	2024	-	1	1	-	-	-	-	-	-	-	-	-	2	-33%	2
	2023	-	-	-	1	2	-	-	-	-	-	-	-	3	▼	3
<b>General Civil - Level 2</b>	2024	-	1	1	1	4	-	-	1	-	-	-	-	8	-33%	8
	2023	-	3	2	-	2	1	-	4	-	-	-	2	12	▼	14
<b>General Civil - Level 3</b>	2024	2	1	-	-	-	-	-	2	-	-	-	-	5	0%	5
	2023	-	1	-	1	2	-	-	1	1	1	2	-	5	↔	9
<b>Miscellaneous Civil</b>	2024	21	24	27	28	17	16	16	10	-	-	-	-	159	6%	159
	2023	22	30	23	23	13	18	10	11	20	17	6	13	150	▲	206
<b>Misdemeanor</b>	2024	3	5	2	3	-	7	4	5	-	-	-	-	29	-15%	29
	2023	8	6	1	4	3	4	4	4	10	21	2	-	34	▼	67
<b>Other</b>	2024	2	-	-	-	-	-	-	-	-	-	-	-	2	-78%	2
	2023	1	2	-	1	1	1	2	1	1	5	1	-	9	▼	16
<b>Other Criminally Related Matters</b>	2024	3	1	-	-	-	1	-	-	-	-	-	-	5	-50%	5
	2023	2	-	2	2	1	1	-	2	6	2	1	5	10	▼	24
<b>Probates/Wills &amp; Trusts - Level 1</b>	2024	-	-	-	-	-	-	-	-	-	-	-	-	0	0	0
	2023	-	-	-	-	-	-	-	-	1	-	-	-	0	↔	1
<b>Probates/Wills &amp; Trusts - Level 2</b>	2024	-	-	-	-	-	-	-	-	-	-	-	-	0	-100%	0
	2023	-	-	-	-	-	-	1	-	-	-	-	-	1	▼	1
<b>Uncontested Divorce</b>	2024	-	1	-	2	-	4	1	-	-	-	-	-	8	-47%	8
	2023	2	4	3	1	1	2	1	1	-	5	-	-	15	▼	20

# CPSS-CCMS-10.01 CASELOAD STATISTICS OF THE CIRCUIT COURTS

Spotsylvania

January 2023 -- August 2024 Filings

Alexandria and Fairfax Circuit are not Included in State Totals

Dashboard		Monthly Filings Summary		Jan --- Aug Filings					
<p><b>Court:</b> Spotsylvania Circuit  <b>Start/End Date:</b> Jan-23 / Aug-24  <b>2023 Average Month:</b> 790  <b>Jan-Aug 2023:</b> 6,458  <b>Filings Trending:</b> ▼</p>	<p><b>Circuit/Court ID:</b> 15 215177  <b>Type of Case:</b> Filings  <b>2024 Average Month:</b> 785  <b>Jan-Aug 2024 :</b> 6,280  <b>Overall AVG. Month:</b> 788</p>	<p style="text-align: center; font-weight: bold; font-size: 1.2em;">Jan 23 - Aug 24</p>		<table style="margin: auto;"> <tr> <td style="text-align: center; width: 50px;"><b>6,280</b></td> <td style="text-align: center; width: 50px;"><b>6,458</b></td> </tr> <tr> <td style="text-align: center; width: 50px;">2024</td> <td style="text-align: center; width: 50px;">2023</td> </tr> </table>		<b>6,280</b>	<b>6,458</b>	2024	2023
<b>6,280</b>	<b>6,458</b>								
2024	2023								

Filings by Division																
Divisions		Jan	Feb	Mar	Apr	May	Jun	Jul	Aug	Sep	Oct	Nov	Dec	Thru Aug	% Change	Total
<b>Total</b>	2024	812	836	775	767	809	734	754	793	-	-	-	-	6,280	-3%	6,280
	2023	1,011	774	997	698	956	696	591	735	737	930	723	637	6,458	▼	9,485
<b>Civil</b>	2024	83	78	85	92	133	93	106	122	-	-	-	-	792	18%	792
	2023	101	59	137	95	87	70	65	58	111	77	91	66	672	▲	1,017
<b>Criminal</b>	2024	295	379	350	291	316	329	267	314	-	-	-	-	2,541	2%	2,541
	2023	357	311	317	244	455	290	201	325	302	468	271	272	2,500	▲	3,813
<b>Concealed Handgun Permits</b>	2024	309	276	244	251	228	205	247	236	-	-	-	-	1,996	-13%	1,996
	2023	410	288	392	242	289	229	230	221	195	276	251	204	2,301	▼	3,227
<b>Miscellaneous/ Other</b>	2024	124	102	96	132	132	107	130	119	-	-	-	-	942	-4%	942
	2023	142	115	149	116	125	107	94	131	128	109	110	95	979	▼	1,421
<b>Others</b>	2024	1	1	-	1	-	-	4	2	-	-	-	-	9	50%	9
	2023	1	1	2	1	-	-	1	-	1	-	-	-	6	▲	7

Filings by Case Category																
Case Categories		Jan	Feb	Mar	Apr	May	Jun	Jul	Aug	Sep	Oct	Nov	Dec	Thru Aug	% Change	Total
<b>Administrative Law</b>	2024	1	-	-	-	-	-	1	1	-	-	-	-	3	-57%	3
	2023	1	1	2	-	1	1	1	-	-	2	2	-	7	▼	11
<b>Capital Murder</b>	2024	2	1	1	1	-	-	-	-	-	-	-	-	5	5	5
	2023	-	-	-	-	-	-	-	-	-	-	-	-	0	↔	0
<b>Contested Divorce</b>	2024	12	6	12	8	11	13	15	9	-	-	-	-	86	6%	86
	2023	9	14	12	10	15	9	6	6	10	4	11	7	81	▲	113
<b>Domestic and Family - Level 1</b>	2024	10	8	18	24	50	24	12	45	-	-	-	-	191	2%	191
	2023	40	4	61	33	20	14	9	6	30	11	23	11	187	▲	262
<b>Domestic and Family - Level 2</b>	2024	4	6	5	8	7	4	17	7	-	-	-	-	58	107%	58
	2023	1	2	4	2	9	2	5	3	3	5	4	3	28	▲	43
<b>Felonies and Related Matters</b>	2024	191	280	258	194	219	241	195	220	-	-	-	-	1,798	5%	1,798
	2023	241	224	211	153	325	201	135	227	199	288	184	167	1,717	▲	2,555
<b>General Civil - Level 1</b>	2024	-	1	1	-	2	-	-	-	-	-	-	-	4	-60%	4
	2023	2	1	-	1	-	3	3	-	1	1	1	1	10	▼	14
<b>General Civil - Level 2</b>	2024	19	29	22	18	30	25	24	28	-	-	-	-	195	49%	195
	2023	14	14	19	17	14	18	17	18	29	22	15	18	131	▲	215
<b>General Civil - Level 3</b>	2024	15	3	6	4	8	4	5	11	-	-	-	-	56	-5%	56
	2023	8	6	9	9	7	8	5	7	9	13	12	8	59	▼	101
<b>Miscellaneous Civil</b>	2024	367	334	303	330	307	275	325	323	-	-	-	-	2,564	-8%	2,564
	2023	482	338	468	316	335	288	274	277	271	330	310	257	2,778	▼	3,946
<b>Misdemeanor</b>	2024	89	86	77	82	84	78	55	70	-	-	-	-	621	-5%	621
	2023	101	74	88	71	107	69	54	87	84	161	76	89	651	▼	1,061
<b>Other</b>	2024	67	44	35	55	47	33	51	31	-	-	-	-	363	-24%	363
	2023	70	60	70	43	74	46	45	68	54	56	54	39	476	▼	679
<b>Other Criminally Related Matters</b>	2024	13	12	14	14	14	10	17	24	-	-	-	-	118	-12%	118
	2023	15	13	19	20	23	20	12	12	19	19	11	16	134	▼	199
<b>Probates/Wills &amp; Trusts - Level 2</b>	2024	2	2	3	3	3	6	7	-	-	-	-	-	26	-26%	26
	2023	5	5	7	2	3	1	6	6	3	3	6	2	35	▼	49
<b>Uncontested Divorce</b>	2024	20	24	20	26	27	21	30	24	-	-	-	-	192	17%	192
	2023	22	18	27	21	23	16	19	18	25	15	14	19	164	▲	237

This report reflects data in the case management system. Numbers will update accordingly as reports are refreshed and posted.

Dashboard	Monthly Filings Summary	Jan --- Aug Filings						
<p><b>Court:</b> Stafford Circuit  <b>Start/End Date:</b> Jan-23 / Aug-24  <b>2023 Average Month:</b> 699  <b>Jan-Aug 2023:</b> 5,691  <b>Filings Trending:</b> ↔</p> <p><b>Circuit/Court ID:</b> 15 215179  <b>Type of Case:</b> Filings  <b>2024 Average Month:</b> 723  <b>Jan-Aug 2024 :</b> 5,787  <b>Overall AVG. Month:</b> 709</p>	<p>Jan 23 - Aug 24</p>	<table border="1" style="margin: auto;"> <tr> <td style="font-size: 1.2em; font-weight: bold;">5,787</td> <td style="font-size: 1.2em; font-weight: bold;">5,691</td> </tr> <tr> <td style="width: 50px; height: 50px; background-color: #f0e68c;"></td> <td style="width: 50px; height: 50px; background-color: #f0e68c;"></td> </tr> <tr> <td style="font-size: 0.8em;">2024</td> <td style="font-size: 0.8em;">2023</td> </tr> </table>	5,787	5,691			2024	2023
5,787	5,691							
2024	2023							

Filings by Division																
Divisions	Jan	Feb	Mar	Apr	May	Jun	Jul	Aug	Sep	Oct	Nov	Dec	Thru Aug	% Change	Total	
<b>Total</b>	2024	772	715	874	707	611	767	680	661	-	-	-	5,787	2%	5,787	
	2023	680	662	830	685	690	763	698	683	610	782	644	662	5,691	▲	8,389
<b>Civil</b>	2024	76	84	105	96	48	71	88	93	-	-	-	661	0%	661	
	2023	83	63	99	80	93	81	69	96	70	93	83	80	664	▼	990
<b>Criminal</b>	2024	345	275	393	270	269	398	267	252	-	-	-	2,469	2%	2,469	
	2023	206	254	354	288	281	399	339	310	266	334	255	287	2,431	▲	3,573
<b>Concealed Handgun Permits</b>	2024	277	267	293	245	213	205	236	252	-	-	-	1,988	0%	1,988	
	2023	299	273	299	241	246	213	216	197	201	272	231	220	1,984	▲	2,908
<b>Miscellaneous/ Other</b>	2024	74	89	83	96	81	93	89	63	-	-	-	668	9%	668	
	2023	92	72	77	76	70	70	74	80	73	83	75	75	611	▲	917
<b>Others</b>	2024	-	-	-	-	-	-	-	1	-	-	-	1	0%	1	
	2023	-	-	1	-	-	-	-	-	-	-	-	-	1	↔	1

Filings by Case Category																
Case Categories	Jan	Feb	Mar	Apr	May	Jun	Jul	Aug	Sep	Oct	Nov	Dec	Thru Aug	% Change	Total	
<b>Administrative Law</b>	2024	2	-	3	-	-	2	2	-	-	-	-	9	-25%	9	
	2023	2	1	2	2	-	2	3	1	1	-	2	12	▼	16	
<b>Capital Murder</b>	2024	-	-	-	-	-	-	-	-	-	-	-	0	-100%	0	
	2023	-	-	-	1	-	-	-	1	-	-	-	1	▼	2	
<b>Contested Divorce</b>	2024	12	14	9	14	9	6	12	12	-	-	-	88	1%	88	
	2023	8	9	13	8	11	11	15	12	4	10	7	14	87	▲	122
<b>Domestic and Family - Level 1</b>	2024	7	4	15	7	-	5	18	13	-	-	-	69	-38%	69	
	2023	9	6	15	11	18	20	13	19	11	7	14	6	111	▼	149
<b>Domestic and Family - Level 2</b>	2024	6	4	7	7	5	5	5	13	-	-	-	52	33%	52	
	2023	8	4	3	9	2	3	4	6	4	5	6	2	39	▲	56
<b>Felonies and Related Matters</b>	2024	251	153	264	169	182	285	197	159	-	-	-	1,660	1%	1,660	
	2023	139	177	235	186	191	280	218	224	183	224	155	194	1,650	▲	2,406
<b>General Civil - Level 1</b>	2024	-	1	1	1	1	2	2	-	-	-	-	8	14%	8	
	2023	1	-	1	1	1	-	2	1	-	2	1	7	▲	11	
<b>General Civil - Level 2</b>	2024	24	20	20	28	6	26	22	24	-	-	-	170	7%	170	
	2023	14	21	19	19	24	16	17	29	17	27	18	13	159	▲	234
<b>General Civil - Level 3</b>	2024	16	11	14	11	10	9	8	8	-	-	-	87	18%	87	
	2023	7	5	11	11	12	8	7	13	9	9	13	11	74	▲	116
<b>Miscellaneous Civil</b>	2024	343	348	368	334	287	286	315	308	-	-	-	2,589	2%	2,589	
	2023	388	335	372	312	311	276	283	264	270	349	300	287	2,541	▲	3,747
<b>Misdemeanor</b>	2024	74	97	102	83	66	88	53	63	-	-	-	626	-1%	626	
	2023	48	59	86	81	80	110	102	69	72	89	76	75	635	▼	947
<b>Other</b>	2024	1	7	5	1	-	1	-	4	-	-	-	19	46%	19	
	2023	2	-	1	2	4	1	3	-	2	2	2	-	13	▲	19
<b>Other Criminally Related Matters</b>	2024	20	25	27	23	22	27	17	30	-	-	-	191	20%	191	
	2023	21	18	33	21	12	15	19	20	11	21	24	19	159	▲	234
<b>Probates/Wills &amp; Trusts - Level 1</b>	2024	1	-	-	-	1	-	-	-	-	-	-	2	100%	2	
	2023	-	-	-	-	-	-	-	1	-	-	-	1	▲	1	
<b>Probates/Wills &amp; Trusts - Level 2</b>	2024	3	10	7	7	2	5	4	2	-	-	-	40	38%	40	
	2023	6	4	7	1	3	3	3	2	4	5	6	2	29	▲	46
<b>Uncontested Divorce</b>	2024	12	21	32	22	20	20	27	23	-	-	-	177	2%	177	
	2023	27	23	32	20	21	18	12	20	21	31	22	36	173	▲	283

This report reflects data in the case management system. Numbers will update accordingly as reports are refreshed and posted.



Dashboard		Monthly Filings Summary		Jan --- Aug Filings					
<p><b>Court:</b> Westmoreland Circuit  <b>Start/End Date:</b> Jan-23 / Aug-24  <b>2023 Average Month:</b> 91  <b>Jan-Aug 2023:</b> 742  <b>Filings Trending:</b> ↔</p>	<p><b>Circuit/Court ID:</b> 15 215193  <b>Type of Case:</b> Filings  <b>2024 Average Month:</b> 92  <b>Jan-Aug 2024 :</b> 739  <b>Overall AVG. Month:</b> 91</p>	<p style="text-align: center; font-weight: bold; color: #004a87;">Jan 23 - Aug 24</p>		<table border="1" style="margin: auto;"> <tr> <td style="width: 50%; text-align: center; font-weight: bold;">739</td> <td style="width: 50%; text-align: center; font-weight: bold;">742</td> </tr> <tr> <td style="text-align: center;">2024</td> <td style="text-align: center;">2023</td> </tr> </table>		739	742	2024	2023
739	742								
2024	2023								


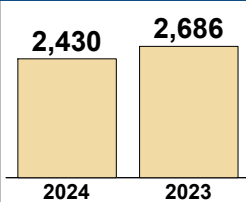
Filings by Division																
Divisions		Jan	Feb	Mar	Apr	May	Jun	Jul	Aug	Sep	Oct	Nov	Dec	Thru Aug	% Change	Total
<b>Total</b>	2024	95	86	112	144	81	69	87	65	-	-	-	-	739	0%	739
	2023	123	85	90	104	90	71	97	82	97	96	75	76	742	▼	1,086
<b>Civil</b>	2024	10	8	7	18	12	17	11	10	-	-	-	-	93	-11%	93
	2023	13	10	6	12	25	12	11	16	14	7	10	4	105	▼	140
<b>Criminal</b>	2024	34	24	43	83	37	31	28	7	-	-	-	-	287	-4%	287
	2023	54	31	30	53	27	30	48	25	38	58	24	31	298	▼	449
<b>Concealed Handgun Permits</b>	2024	49	46	43	29	24	15	36	36	-	-	-	-	278	0%	278
	2023	47	40	45	32	29	22	29	34	31	27	31	29	278	↔	396
<b>Miscellaneous/Other</b>	2024	2	8	18	14	7	6	12	11	-	-	-	-	78	30%	78
	2023	9	4	9	7	9	7	8	7	14	4	10	12	60	▲	100
<b>Others</b>	2024	-	-	1	-	1	-	-	1	-	-	-	-	3	200%	3
	2023	-	-	-	-	-	-	1	-	-	-	-	-	1	▲	1

Filings by Case Category																
Case Categories		Jan	Feb	Mar	Apr	May	Jun	Jul	Aug	Sep	Oct	Nov	Dec	Thru Aug	% Change	Total
<b>Contested Divorce</b>	2024	-	3	1	2	-	-	1	1	-	-	-	-	8	33%	8
	2023	1	-	1	1	1	1	1	-	2	2	1	-	6	▲	11
<b>Domestic and Family - Level 1</b>	2024	2	1	-	8	4	9	-	2	-	-	-	-	26	-35%	26
	2023	4	1	2	1	11	6	6	9	1	2	1	1	40	▼	45
<b>Domestic and Family - Level 2</b>	2024	-	-	-	-	-	-	-	-	-	-	-	-	0	-100%	0
	2023	-	-	-	-	1	-	-	-	1	-	-	-	1	▼	2
<b>Felonies and Related Matters</b>	2024	30	16	29	55	20	19	16	4	-	-	-	-	189	6%	189
	2023	20	16	16	36	17	24	35	14	22	54	21	16	178	▲	291
<b>General Civil - Level 1</b>	2024	-	-	-	-	-	-	-	1	-	-	-	-	1	-75%	1
	2023	-	-	1	-	1	-	2	-	-	-	-	-	4	▼	4
<b>General Civil - Level 2</b>	2024	1	1	1	3	1	1	6	3	-	-	-	-	17	42%	17
	2023	-	1	3	1	1	1	3	2	3	-	3	4	12	▲	22
<b>General Civil - Level 3</b>	2024	4	1	1	3	4	5	3	4	-	-	-	-	25	14%	25
	2023	1	1	-	9	7	2	1	1	2	-	1	1	22	▲	26
<b>Miscellaneous Civil</b>	2024	50	54	56	42	29	19	45	41	-	-	-	-	336	2%	336
	2023	55	44	50	38	37	29	35	41	43	31	39	37	329	▲	479
<b>Misdemeanor</b>	2024	3	5	12	15	6	4	5	1	-	-	-	-	51	-42%	51
	2023	28	10	2	16	10	4	10	8	8	4	2	7	88	▼	109
<b>Other</b>	2024	1	-	5	-	2	-	-	2	-	-	-	-	10	233%	10
	2023	1	-	-	-	-	1	1	-	1	-	2	-	3	▲	6
<b>Other Criminally Related Matters</b>	2024	1	3	2	13	11	8	7	2	-	-	-	-	47	27%	47
	2023	11	5	12	1	-	2	3	3	8	-	2	8	37	▲	55
<b>Probates/Wills &amp; Trusts - Level 1</b>	2024	-	-	-	-	-	-	1	-	-	-	-	-	1	1	1
	2023	-	-	-	-	-	-	-	-	-	-	-	-	0	↔	0
<b>Probates/Wills &amp; Trusts - Level 2</b>	2024	-	-	-	-	-	-	1	-	-	-	-	-	1	-67%	1
	2023	-	-	1	-	-	1	-	1	-	-	1	-	3	▼	4
<b>Protective Orders</b>	2024	-	-	-	-	-	2	-	-	-	-	-	-	2	2	2
	2023	-	-	-	-	-	-	-	-	-	1	-	-	0	↔	1
<b>Uncontested Divorce</b>	2024	3	2	5	3	4	2	2	4	-	-	-	-	25	32%	25
	2023	2	7	2	1	4	-	-	3	6	2	2	2	19	▲	31

Dashboard		Monthly Filings Summary		Jan --- Aug Filings					
<p><b>Court:</b> Fredericksburg Circuit  <b>Start/End Date:</b> Jan-23 / Aug-24  <b>2023 Average Month:</b> 285  <b>Jan-Aug 2023:</b> 2,363  <b>Filings Trending:</b> ▲</p>	<p><b>Circuit/Court ID:</b> 15 215630  <b>Type of Case:</b> Filings  <b>2024 Average Month:</b> 303  <b>Jan-Aug 2024 :</b> 2,423  <b>Overall AVG. Month:</b> 292</p>	<p style="text-align: center; font-weight: bold; color: #0056b3;">Jan 23 - Aug 24</p>		<table border="1" style="margin: auto; border-collapse: collapse;"> <tr> <td style="width: 50%; text-align: center;"><b>2,423</b></td> <td style="width: 50%; text-align: center;"><b>2,363</b></td> </tr> <tr> <td style="width: 50%; text-align: center;">2024</td> <td style="width: 50%; text-align: center;">2023</td> </tr> </table>		<b>2,423</b>	<b>2,363</b>	2024	2023
<b>2,423</b>	<b>2,363</b>								
2024	2023								


Filings by Division																
Divisions		Jan	Feb	Mar	Apr	May	Jun	Jul	Aug	Sep	Oct	Nov	Dec	Thru Aug	% Change	Total
<b>Total</b>	2024	322	281	329	211	323	324	315	318	-	-	-	-	2,423	3%	2,423
	2023	376	239	314	231	345	381	189	288	261	255	334	209	2,363	▲	3,422
<b>Civil</b>	2024	46	44	39	32	52	61	41	47	-	-	-	-	362	-18%	362
	2023	52	52	68	50	55	61	51	50	52	35	33	21	439	▼	580
<b>Criminal</b>	2024	198	135	214	106	196	189	190	191	-	-	-	-	1,419	8%	1,419
	2023	236	130	156	104	216	245	71	150	141	155	224	145	1,308	▲	1,973
<b>Concealed Handgun Permits</b>	2024	36	39	25	26	28	24	28	24	-	-	-	-	230	1%	230
	2023	28	27	30	42	28	23	26	23	24	20	37	15	227	▲	323
<b>Miscellaneous/ Other</b>	2024	42	62	51	47	47	49	55	54	-	-	-	-	407	5%	407
	2023	58	30	60	35	46	52	41	65	42	45	40	28	387	▲	542
<b>Others</b>	2024	-	1	-	-	-	1	1	2	-	-	-	-	5	150%	5
	2023	2	-	-	-	-	-	-	-	2	-	-	-	2	▲	4

Filings by Case Category																
Case Categories		Jan	Feb	Mar	Apr	May	Jun	Jul	Aug	Sep	Oct	Nov	Dec	Thru Aug	% Change	Total
<b>Administrative Law</b>	2024	-	-	-	-	-	-	-	-	-	-	-	-	0	-100%	0
	2023	1	-	-	1	-	1	-	1	1	-	1	1	4	▼	7
<b>Capital Murder</b>	2024	-	-	-	-	-	-	-	-	-	-	-	-	0	0	0
	2023	-	-	-	-	-	-	-	-	-	1	-	-	0	↔	1
<b>Contested Divorce</b>	2024	11	8	4	2	8	8	6	6	-	-	-	-	53	15%	53
	2023	6	5	3	4	8	7	7	6	9	4	7	3	46	▲	69
<b>Domestic and Family - Level 1</b>	2024	4	7	4	-	2	1	7	1	-	-	-	-	26	-33%	26
	2023	14	5	6	4	3	4	3	-	3	-	-	-	39	▼	42
<b>Domestic and Family - Level 2</b>	2024	16	11	-	14	7	18	10	6	-	-	-	-	82	-1%	82
	2023	4	9	10	12	14	18	6	10	12	13	5	1	83	▼	114
<b>Felonies and Related Matters</b>	2024	120	86	113	61	109	94	105	124	-	-	-	-	812	-7%	812
	2023	160	93	100	77	136	161	42	105	95	90	112	83	874	▼	1,254
<b>General Civil - Level 1</b>	2024	2	-	1	1	-	2	1	1	-	-	-	-	8	-33%	8
	2023	2	1	1	5	1	1	1	-	3	-	2	-	12	▼	17
<b>General Civil - Level 2</b>	2024	3	3	7	1	19	21	10	19	-	-	-	-	83	-25%	83
	2023	10	15	19	11	9	10	18	19	8	7	8	6	111	▼	140
<b>General Civil - Level 3</b>	2024	2	1	5	6	-	2	-	2	-	-	-	-	18	-44%	18
	2023	5	5	6	5	3	2	4	2	1	4	1	2	32	▼	40
<b>Miscellaneous Civil</b>	2024	53	59	40	45	44	51	46	45	-	-	-	-	383	-2%	383
	2023	56	49	52	55	42	54	35	48	49	34	51	27	391	▼	552
<b>Misdemeanor</b>	2024	67	43	100	32	77	87	74	50	-	-	-	-	530	39%	530
	2023	70	29	50	24	70	76	23	40	39	57	108	53	382	▲	639
<b>Other</b>	2024	25	43	40	24	32	22	36	34	-	-	-	-	256	16%	256
	2023	29	9	42	18	34	21	30	37	18	28	25	17	220	▲	308
<b>Other Criminally Related Matters</b>	2024	11	6	2	13	10	8	11	17	-	-	-	-	78	42%	78
	2023	7	8	6	3	10	8	6	7	7	8	4	9	55	▲	83
<b>Probates/Wills &amp; Trusts - Level 1</b>	2024	-	-	-	-	-	-	-	-	-	-	-	-	0	-100%	0
	2023	-	-	-	-	-	1	-	-	-	-	-	-	1	▼	1
<b>Probates/Wills &amp; Trusts - Level 2</b>	2024	1	-	1	-	1	-	2	2	-	-	-	-	7	-36%	7
	2023	2	1	3	1	1	1	1	1	1	-	-	-	11	▼	12
<b>Protective Orders</b>	2024	-	-	-	-	-	2	-	-	-	-	-	-	2	2	2
	2023	-	-	-	-	-	-	-	-	-	-	-	-	0	↔	0
<b>Uncontested Divorce</b>	2024	7	14	12	12	14	8	7	11	-	-	-	-	85	-17%	85
	2023	10	10	16	11	14	16	13	12	15	9	10	7	102	▼	143

Dashboard	Monthly Filings Summary	Jan --- Aug Filings
<p><b>Court:</b> Albemarle Circuit  <b>Start/End Date:</b> Jan-23 / Aug-24  <b>2023 Average Month:</b> 330  <b>Jan-Aug 2023:</b> 2,686  <b>Filings Trending:</b> ▼</p>	<p><b>Circuit/Court ID:</b> 16 216003  <b>Type of Case:</b> Filings  <b>2024 Average Month:</b> 304  <b>Jan-Aug 2024 :</b> 2,430  <b>Overall AVG. Month:</b> 319</p>  <p style="text-align: center;">Jan 23 - Aug 24</p>	<p style="text-align: center;"><b>2,430</b>      <b>2,686</b></p>  <p style="text-align: center;">2024      2023</p>

Filings by Division																
Divisions		Jan	Feb	Mar	Apr	May	Jun	Jul	Aug	Sep	Oct	Nov	Dec	Thru Aug	% Change	Total
<b>Total</b>	2024	339	304	323	339	304	271	289	261	-	-	-	-	2,430	-10%	2,430
	2023	381	371	371	308	347	305	300	303	308	310	305	350	2,686	▼	3,959
<b>Civil</b>	2024	63	50	66	50	65	35	53	52	-	-	-	-	434	-1%	434
	2023	48	60	49	55	65	51	60	49	49	65	63	44	437	▼	658
<b>Criminal</b>	2024	27	52	35	32	35	52	33	42	-	-	-	-	308	-28%	308
	2023	37	89	63	52	43	45	45	53	60	48	43	65	427	▼	643
<b>Concealed Handgun Permits</b>	2024	105	86	104	93	66	76	100	80	-	-	-	-	710	-11%	710
	2023	129	105	135	88	94	82	78	88	91	78	89	83	799	▼	1,140
<b>Miscellaneous/Other</b>	2024	143	115	118	160	136	107	99	86	-	-	-	-	964	-4%	964
	2023	167	116	122	110	140	124	116	111	108	118	110	155	1,006	▼	1,497
<b>Others</b>	2024	1	1	-	4	2	1	4	1	-	-	-	-	14	-18%	14
	2023	-	1	2	3	5	3	1	2	-	1	-	3	17	▼	21

Filings by Case Category																
Case Categories		Jan	Feb	Mar	Apr	May	Jun	Jul	Aug	Sep	Oct	Nov	Dec	Thru Aug	% Change	Total
<b>Administrative Law</b>	2024	-	1	-	-	-	-	-	2	-	-	-	-	3	-63%	3
	2023	-	-	1	4	-	-	2	1	-	-	-	-	8	▼	8
<b>Capital Murder</b>	2024	-	-	-	-	1	-	-	-	-	-	-	-	1	-83%	1
	2023	-	-	-	-	6	-	-	-	-	-	-	-	6	▼	6
<b>Contested Divorce</b>	2024	5	8	7	6	7	3	4	4	-	-	-	-	44	-17%	44
	2023	6	5	12	7	7	7	3	6	7	5	3	3	53	▼	71
<b>Domestic and Family - Level 1</b>	2024	4	-	7	1	11	5	7	1	-	-	-	-	36	-27%	36
	2023	10	10	3	3	7	1	15	-	5	14	6	4	49	▼	78
<b>Domestic and Family - Level 2</b>	2024	6	7	5	5	8	8	2	2	-	-	-	-	43	79%	43
	2023	2	1	1	2	5	4	4	5	2	6	2	8	24	▲	42
<b>Felonies and Related Matters</b>	2024	21	39	22	18	27	44	22	30	-	-	-	-	223	-34%	223
	2023	32	75	49	41	29	32	33	49	47	35	36	63	340	▼	521
<b>General Civil - Level 1</b>	2024	1	1	1	-	7	2	1	-	-	-	-	-	13	63%	13
	2023	1	1	1	2	2	1	-	-	2	2	4	2	8	▲	18
<b>General Civil - Level 2</b>	2024	21	12	20	11	8	8	13	22	-	-	-	-	115	22%	115
	2023	12	10	6	14	16	12	10	14	15	21	11	6	94	▲	147
<b>General Civil - Level 3</b>	2024	6	7	6	7	4	2	8	5	-	-	-	-	45	29%	45
	2023	5	7	4	3	1	6	4	5	3	7	18	6	35	▲	69
<b>Miscellaneous Civil</b>	2024	139	129	139	161	111	109	146	126	-	-	-	-	1,060	-5%	1,060
	2023	166	136	180	124	139	128	119	121	130	121	125	121	1,113	▼	1,610
<b>Misdemeanor</b>	2024	5	11	9	12	7	8	11	9	-	-	-	-	72	9%	72
	2023	5	11	13	7	5	10	12	3	13	9	5	2	66	▲	95
<b>Other</b>	2024	109	71	74	94	92	71	49	36	-	-	-	-	596	-15%	596
	2023	125	81	79	75	100	82	75	82	63	71	71	115	699	▼	1,019
<b>Other Criminally Related Matters</b>	2024	2	2	4	3	1	1	-	3	-	-	-	-	16	7%	16
	2023	-	3	1	4	3	3	-	1	-	4	3	-	15	▲	22
<b>Probates/Wills &amp; Trusts - Level 1</b>	2024	-	-	-	-	-	-	-	-	-	-	-	-	0	-100%	0
	2023	-	1	-	-	-	3	-	1	-	-	1	-	5	▼	6
<b>Probates/Wills &amp; Trusts - Level 2</b>	2024	3	2	7	6	3	3	5	1	-	-	-	-	30	3%	30
	2023	6	3	2	-	9	3	3	3	3	3	4	5	29	▲	44
<b>Protective Orders</b>	2024	2	-	-	-	-	-	-	-	-	-	-	-	2	-33%	2
	2023	-	1	-	-	1	-	1	-	-	-	-	-	3	▼	3
<b>Uncontested Divorce</b>	2024	15	14	22	15	17	7	21	20	-	-	-	-	131	-6%	131
	2023	11	26	19	22	17	13	19	12	18	12	16	15	139	▼	200

Dashboard		Monthly Filings Summary		Jan --- Aug Filings					
<p><b>Court:</b> Culpeper Circuit  <b>Start/End Date:</b> Jan-23 / Aug-24  <b>2023 Average Month:</b> 286  <b>Jan-Aug 2023:</b> 2,368  <b>Filings Trending:</b> ▼</p>	<p><b>Circuit/Court ID:</b> 16 216047  <b>Type of Case:</b> Filings  <b>2024 Average Month:</b> 281  <b>Jan-Aug 2024 :</b> 2,248  <b>Overall AVG. Month:</b> 284</p>	 <p style="text-align: center; font-weight: bold; font-size: 1.2em;">Jan 23 - Aug 24</p>		<table border="1" style="margin: auto;"> <tr> <td style="width: 50%; text-align: center;"><b>2,248</b></td> <td style="width: 50%; text-align: center;"><b>2,368</b></td> </tr> <tr> <td style="text-align: center;">2024</td> <td style="text-align: center;">2023</td> </tr> </table>		<b>2,248</b>	<b>2,368</b>	2024	2023
<b>2,248</b>	<b>2,368</b>								
2024	2023								

Filings by Division																
Divisions		Jan	Feb	Mar	Apr	May	Jun	Jul	Aug	Sep	Oct	Nov	Dec	Thru Aug	% Change	Total
<b>Total</b>	2024	244	299	273	302	279	238	291	322	-	-	-	-	2,248	-5%	2,248
	2023	293	264	321	266	306	333	283	302	261	294	244	269	2,368	▼	3,436
<b>Civil</b>	2024	34	47	41	60	46	35	36	54	-	-	-	-	353	-4%	353
	2023	41	52	51	39	52	49	45	38	47	34	25	39	367	▼	512
<b>Criminal</b>	2024	84	121	106	129	107	122	134	163	-	-	-	-	966	-11%	966
	2023	124	97	137	131	140	157	142	163	114	133	122	132	1,091	▼	1,592
<b>Concealed Handgun Permits</b>	2024	102	99	110	88	78	63	92	78	-	-	-	-	710	0%	710
	2023	105	94	110	72	90	89	77	73	75	96	76	83	710	↔	1,040
<b>Miscellaneous/ Other</b>	2024	24	32	16	25	47	18	29	24	-	-	-	-	215	8%	215
	2023	23	21	23	24	24	38	19	28	25	31	21	15	200	▲	292
<b>Others</b>	2024	-	-	-	-	1	-	-	3	-	-	-	-	4	4	4
	2023	-	-	-	-	-	-	-	-	-	-	-	-	0	↔	0

Filings by Case Category																
Case Categories		Jan	Feb	Mar	Apr	May	Jun	Jul	Aug	Sep	Oct	Nov	Dec	Thru Aug	% Change	Total
<b>Administrative Law</b>	2024	-	-	1	-	-	-	-	-	-	-	-	-	1	1	1
	2023	-	-	-	-	-	-	-	-	2	-	-	-	0	↔	2
<b>Capital Murder</b>	2024	-	-	-	-	-	-	-	-	-	-	-	-	0	0	0
	2023	-	-	-	-	-	-	-	-	5	-	-	-	0	↔	5
<b>Contested Divorce</b>	2024	5	7	8	7	4	8	5	11	-	-	-	-	55	-2%	55
	2023	9	9	13	7	7	4	4	3	7	6	3	7	56	▼	79
<b>Domestic and Family - Level 1</b>	2024	4	6	2	14	5	3	1	4	-	-	-	-	39	-48%	39
	2023	-	14	4	6	1	20	21	9	7	-	6	17	75	▼	105
<b>Domestic and Family - Level 2</b>	2024	1	6	1	2	6	2	3	3	-	-	-	-	24	0%	24
	2023	3	1	3	3	5	4	1	4	3	6	2	-	24	↔	35
<b>Felonies and Related Matters</b>	2024	64	84	77	90	80	94	102	129	-	-	-	-	720	-7%	720
	2023	87	70	93	102	95	114	90	124	80	94	76	99	775	▼	1,124
<b>General Civil - Level 1</b>	2024	1	-	-	-	-	-	-	-	-	-	-	-	1	-80%	1
	2023	-	-	-	1	3	-	-	1	-	-	-	-	5	▼	5
<b>General Civil - Level 2</b>	2024	3	8	5	11	8	9	6	15	-	-	-	-	65	76%	65
	2023	3	6	4	5	6	6	3	4	9	5	5	3	37	▲	59
<b>General Civil - Level 3</b>	2024	6	1	1	3	2	2	2	3	-	-	-	-	20	25%	20
	2023	2	2	3	1	4	1	-	3	1	1	1	1	16	▲	20
<b>Miscellaneous Civil</b>	2024	122	127	120	111	120	77	118	100	-	-	-	-	895	0%	895
	2023	127	113	132	95	113	122	94	101	98	126	97	97	897	▼	1,315
<b>Misdemeanor</b>	2024	21	35	25	38	27	27	32	30	-	-	-	-	235	-20%	235
	2023	33	26	43	26	43	42	46	35	27	35	43	33	294	▼	432
<b>Other</b>	2024	1	3	4	-	7	3	2	6	-	-	-	-	26	117%	26
	2023	4	-	-	2	2	4	-	-	3	-	1	2	12	▲	18
<b>Other Criminally Related Matters</b>	2024	-	2	4	1	-	1	-	5	-	-	-	-	13	-41%	13
	2023	4	1	1	3	2	1	6	4	2	4	3	-	22	▼	31
<b>Probates/Wills &amp; Trusts - Level 1</b>	2024	1	2	-	-	-	1	-	-	-	-	-	-	4	300%	4
	2023	-	-	1	-	-	-	-	-	-	-	-	-	1	▲	1
<b>Probates/Wills &amp; Trusts - Level 2</b>	2024	-	2	-	2	4	1	2	1	-	-	-	-	12	0%	12
	2023	1	1	6	1	-	1	1	2	1	-	1	1	12	↔	15
<b>Uncontested Divorce</b>	2024	15	16	25	23	16	10	18	15	-	-	-	-	138	-3%	138
	2023	20	21	18	14	25	15	17	12	16	17	6	9	142	▼	190

This report reflects data in the case management system. Numbers will update accordingly as reports are refreshed and posted.

Dashboard		Monthly Filings Summary		Jan --- Aug Filings	
<b>Court:</b> Fluvanna Circuit <b>Start/End Date:</b> Jan-23 / Aug-24 <b>2023 Average Month:</b> 131 <b>Jan-Aug 2023:</b> 1,011 <b>Filings Trending:</b> ▲	<b>Circuit/Court ID:</b> 16 216065 <b>Type of Case:</b> Filings <b>2024 Average Month:</b> 143 <b>Jan-Aug 2024 :</b> 1,142 <b>Overall AVG. Month:</b> 136	<p>Jan 23 - Aug 24</p>	<p>2024: 1,142 2023: 1,011</p>		

Filings by Division																
Divisions		Jan	Feb	Mar	Apr	May	Jun	Jul	Aug	Sep	Oct	Nov	Dec	Thru Aug	% Change	Total
<b>Total</b>	2024	160	158	116	138	132	148	114	176	-	-	-	-	1,142	13%	1,142
	2023	139	130	124	103	169	105	100	141	140	127	115	183	1,011	▲	1,576
<b>Civil</b>	2024	14	19	14	9	11	20	23	24	-	-	-	-	134	24%	134
	2023	11	13	21	14	16	11	7	15	16	9	17	13	108	▲	163
<b>Criminal</b>	2024	30	48	15	54	29	49	12	56	-	-	-	-	293	16%	293
	2023	27	23	18	18	53	32	24	58	29	47	30	27	253	▲	386
<b>Concealed Handgun Permits</b>	2024	82	59	68	44	58	48	51	70	-	-	-	-	480	12%	480
	2023	70	60	64	43	67	38	52	35	49	39	49	38	429	▲	604
<b>Miscellaneous/Other</b>	2024	33	32	19	31	33	31	28	26	-	-	-	-	233	7%	233
	2023	31	34	21	26	32	24	17	33	45	32	19	105	218	▲	419
<b>Others</b>	2024	1	-	-	-	1	-	-	-	-	-	-	-	2	-33%	2
	2023	-	-	-	2	1	-	-	-	1	-	-	-	3	▼	4

Filings by Case Category																
Case Categories		Jan	Feb	Mar	Apr	May	Jun	Jul	Aug	Sep	Oct	Nov	Dec	Thru Aug	% Change	Total
<b>Administrative Law</b>	2024	-	-	1	-	-	-	-	-	-	-	-	-	1	1	1
	2023	-	-	-	-	-	-	-	-	-	-	-	-	0	↔	0
<b>Contested Divorce</b>	2024	2	2	5	2	2	3	1	-	-	-	-	-	17	-6%	17
	2023	3	4	2	2	3	1	1	2	3	1	1	-	18	▼	23
<b>Domestic and Family - Level 1</b>	2024	5	-	1	-	2	4	14	12	-	-	-	-	38	111%	38
	2023	-	3	10	4	-	-	1	-	2	-	6	-	18	▲	26
<b>Domestic and Family - Level 2</b>	2024	1	4	3	2	1	1	1	3	-	-	-	-	16	23%	16
	2023	4	1	-	2	1	-	2	3	3	1	3	1	13	▲	21
<b>Felonies and Related Matters</b>	2024	12	37	8	43	25	42	4	35	-	-	-	-	206	15%	206
	2023	12	18	12	16	37	22	15	47	23	31	24	21	179	▲	278
<b>General Civil - Level 2</b>	2024	2	2	1	1	3	3	3	-	-	-	-	-	15	7%	15
	2023	2	3	-	2	1	1	-	5	2	1	2	4	14	▲	23
<b>General Civil - Level 3</b>	2024	1	4	-	2	2	1	1	-	-	-	-	-	11	22%	11
	2023	1	1	-	-	4	1	1	1	4	1	1	2	9	▲	17
<b>Miscellaneous Civil</b>	2024	94	74	77	63	74	63	66	82	-	-	-	-	593	15%	593
	2023	75	72	74	54	91	46	58	47	73	60	57	104	517	▲	811
<b>Misdemeanor</b>	2024	15	4	6	10	4	7	6	20	-	-	-	-	72	20%	72
	2023	11	5	6	2	9	10	6	11	4	5	4	6	60	▲	79
<b>Other</b>	2024	22	17	10	12	17	14	12	12	-	-	-	-	116	-11%	116
	2023	25	20	11	17	9	17	10	21	21	11	10	38	130	▼	210
<b>Other Criminally Related Matters</b>	2024	3	7	1	1	-	-	2	1	-	-	-	-	15	0%	15
	2023	4	-	-	-	7	-	3	1	2	11	2	-	15	↔	30
<b>Probates/Wills &amp; Trusts - Level 1</b>	2024	-	-	-	-	1	-	-	-	-	-	-	-	1	0%	1
	2023	-	-	-	-	-	-	1	-	-	-	-	-	1	↔	1
<b>Probates/Wills &amp; Trusts - Level 2</b>	2024	-	2	2	-	-	1	1	1	-	-	-	-	7	7	7
	2023	-	-	-	-	-	-	-	-	-	1	-	-	0	↔	1
<b>Uncontested Divorce</b>	2024	3	5	1	2	1	9	3	10	-	-	-	-	34	-8%	34
	2023	2	3	9	4	7	7	2	3	3	4	5	7	37	▼	56

Dashboard		Monthly Filings Summary		Jan --- Aug Filings					
<p><b>Court:</b> Goochland Circuit  <b>Start/End Date:</b> Jan-23 / Aug-24  <b>2023 Average Month:</b> 116  <b>Jan-Aug 2023:</b> 1,009  <b>Filings Trending:</b> ▼</p>	<p><b>Circuit/Court ID:</b> 16 216075  <b>Type of Case:</b> Filings  <b>2024 Average Month:</b> 104  <b>Jan-Aug 2024 :</b> 829  <b>Overall AVG. Month:</b> 111</p>	<p style="text-align: center; font-weight: bold; color: white;">Jan 23 - Aug 24</p>		<table border="1" style="margin: auto;"> <tr> <td style="width: 50%; text-align: center;">829</td> <td style="width: 50%; text-align: center;">1,009</td> </tr> <tr> <td style="text-align: center;">2024</td> <td style="text-align: center;">2023</td> </tr> </table>		829	1,009	2024	2023
829	1,009								
2024	2023								

Filings by Division																
Divisions		Jan	Feb	Mar	Apr	May	Jun	Jul	Aug	Sep	Oct	Nov	Dec	Thru Aug	% Change	Total
<b>Total</b>	2024	105	84	111	103	115	107	102	102	-	-	-	-	829	-18%	829
	2023	141	122	144	135	169	80	109	109	76	119	85	103	1,009	▼	1,392
<b>Civil</b>	2024	8	7	15	14	14	10	8	10	-	-	-	-	86	-36%	86
	2023	28	15	25	16	14	9	13	14	16	14	12	12	134	▼	188
<b>Criminal</b>	2024	13	20	36	23	20	20	17	23	-	-	-	-	172	-33%	172
	2023	10	24	30	37	74	17	35	28	7	32	17	26	255	▼	337
<b>Concealed Handgun Permits</b>	2024	68	47	50	51	60	44	57	53	-	-	-	-	430	-17%	430
	2023	90	66	76	62	75	44	47	55	43	62	49	58	515	▼	727
<b>Miscellaneous/ Other</b>	2024	16	10	10	15	21	33	20	16	-	-	-	-	141	34%	141
	2023	13	17	13	20	6	10	14	12	10	11	7	7	105	▲	140

Filings by Case Category																
Case Categories		Jan	Feb	Mar	Apr	May	Jun	Jul	Aug	Sep	Oct	Nov	Dec	Thru Aug	% Change	Total
<b>Administrative Law</b>	2024	-	-	-	1	-	-	-	-	-	-	-	-	1	-67%	1
	2023	-	-	-	-	-	-	1	2	-	-	-	-	3	▼	3
<b>Capital Murder</b>	2024	-	3	-	-	-	-	-	-	-	-	-	-	3	200%	3
	2023	-	-	-	1	-	-	-	-	-	-	-	-	1	▲	1
<b>Contested Divorce</b>	2024	1	-	2	3	1	-	-	-	-	-	-	-	7	-50%	7
	2023	3	2	4	1	-	2	-	2	4	2	-	-	14	▼	20
<b>Domestic and Family - Level 1</b>	2024	-	-	-	-	-	-	-	1	-	-	-	-	1	-83%	1
	2023	2	-	-	-	1	1	-	2	-	4	3	-	6	▼	13
<b>Domestic and Family - Level 2</b>	2024	-	-	1	1	1	-	1	-	-	-	-	-	4	33%	4
	2023	-	1	1	-	1	-	-	-	-	1	-	1	3	▲	5
<b>Felonies and Related Matters</b>	2024	8	11	28	11	7	12	11	12	-	-	-	-	100	-30%	100
	2023	5	14	12	29	58	10	7	8	3	17	8	12	143	▼	183
<b>General Civil - Level 1</b>	2024	-	-	2	-	1	-	1	-	-	-	-	-	4	100%	4
	2023	1	-	1	-	-	-	-	-	-	-	-	-	2	▲	2
<b>General Civil - Level 2</b>	2024	3	2	4	5	7	5	4	5	-	-	-	-	35	-49%	35
	2023	18	8	8	9	10	6	3	6	5	1	4	4	68	▼	82
<b>General Civil - Level 3</b>	2024	3	2	3	-	1	-	3	1	-	-	-	-	13	-28%	13
	2023	2	1	7	4	-	1	-	3	2	4	5	2	18	▼	31
<b>Miscellaneous Civil</b>	2024	80	57	59	63	79	64	75	64	-	-	-	-	541	-10%	541
	2023	101	81	89	76	81	51	60	63	49	70	53	65	602	▼	839
<b>Misdemeanor</b>	2024	5	5	7	7	10	7	4	9	-	-	-	-	54	-35%	54
	2023	3	8	16	4	10	4	22	16	4	11	8	12	83	▼	118
<b>Other</b>	2024	-	-	-	1	3	9	-	4	-	-	-	-	17	42%	17
	2023	2	1	-	5	-	2	2	-	1	1	1	1	12	▲	16
<b>Other Criminally Related Matters</b>	2024	1	1	1	5	3	1	2	3	-	-	-	-	17	-41%	17
	2023	2	3	2	3	6	3	6	4	-	4	1	2	29	▼	36
<b>Probates/Wills &amp; Trusts - Level 2</b>	2024	1	-	-	-	1	2	-	-	-	-	-	-	4	300%	4
	2023	-	-	-	1	-	-	-	-	-	-	-	1	1	▲	2
<b>Uncontested Divorce</b>	2024	3	3	4	6	1	7	1	3	-	-	-	-	28	17%	28
	2023	2	3	4	2	2	-	8	3	8	4	2	3	24	▲	41

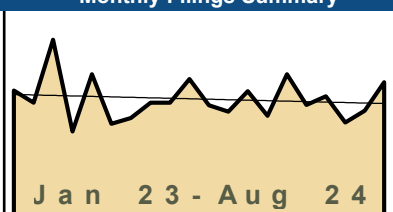


Dashboard		Monthly Filings Summary		Jan --- Aug Filings					
<p><b>Court:</b> Greene Circuit  <b>Start/End Date:</b> Jan-23 / Aug-24  <b>2023 Average Month:</b> 127  <b>Jan-Aug 2023:</b> 1,017  <b>Filings Trending:</b> ▼</p>	<p><b>Circuit/Court ID:</b> 16 216079  <b>Type of Case:</b> Filings  <b>2024 Average Month:</b> 123  <b>Jan-Aug 2024 :</b> 986  <b>Overall AVG. Month:</b> 125</p>	<p>Jan 23 - Aug 24</p>		<table border="1" style="margin: auto;"> <tr> <td style="width: 50%; text-align: center;"><b>986</b></td> <td style="width: 50%; text-align: center;"><b>1,017</b></td> </tr> <tr> <td style="text-align: center;">2024</td> <td style="text-align: center;">2023</td> </tr> </table>		<b>986</b>	<b>1,017</b>	2024	2023
<b>986</b>	<b>1,017</b>								
2024	2023								

Filings by Division																
Divisions		Jan	Feb	Mar	Apr	May	Jun	Jul	Aug	Sep	Oct	Nov	Dec	Thru Aug	% Change	Total
<b>Total</b>	2024	75	157	134	127	127	102	109	155	-	-	-	-	986	-3%	986
	2023	112	136	149	139	107	110	106	158	116	132	92	162	1,017	▼	1,519
<b>Civil</b>	2024	9	5	14	8	11	6	15	10	-	-	-	-	78	-29%	78
	2023	7	8	13	28	23	10	10	11	20	8	10	6	110	▼	154
<b>Criminal</b>	2024	10	60	43	33	35	42	35	95	-	-	-	-	353	5%	353
	2023	31	51	43	51	16	52	25	67	33	39	15	46	336	▲	469
<b>Concealed Handgun Permits</b>	2024	43	73	51	55	62	34	39	34	-	-	-	-	391	1%	391
	2023	54	56	65	40	42	26	50	55	44	54	46	31	388	▲	563
<b>Miscellaneous/ Other</b>	2024	13	19	26	29	19	20	19	16	-	-	-	-	161	-12%	161
	2023	20	21	28	20	26	22	21	25	19	30	21	79	183	▼	332
<b>Others</b>	2024	-	-	-	2	-	-	1	-	-	-	-	-	3	3	3
	2023	-	-	-	-	-	-	-	-	-	1	-	-	0	↔	1

Filings by Case Category																
Case Categories		Jan	Feb	Mar	Apr	May	Jun	Jul	Aug	Sep	Oct	Nov	Dec	Thru Aug	% Change	Total
<b>Administrative Law</b>	2024	-	-	-	-	-	-	1	-	-	-	-	-	1	-67%	1
	2023	1	-	-	1	-	1	-	-	-	-	1	-	3	▼	4
<b>Contested Divorce</b>	2024	-	1	2	3	1	1	1	2	-	-	-	-	11	-8%	11
	2023	-	-	6	1	2	-	3	-	3	1	1	3	12	▼	20
<b>Domestic and Family - Level 1</b>	2024	-	-	4	1	-	-	4	-	-	-	-	-	9	-71%	9
	2023	-	-	1	14	9	3	-	4	11	1	2	-	31	▼	45
<b>Domestic and Family - Level 2</b>	2024	-	-	-	1	1	-	1	2	-	-	-	-	5	-17%	5
	2023	1	-	1	-	1	1	-	2	-	-	2	-	6	▼	8
<b>Felonies and Related Matters</b>	2024	4	42	30	18	24	32	15	27	-	-	-	-	192	-12%	192
	2023	23	31	32	41	13	29	18	32	24	22	10	39	219	▼	314
<b>General Civil - Level 1</b>	2024	-	1	-	-	-	-	-	-	-	-	-	-	1	1	1
	2023	-	-	-	-	-	-	-	-	-	-	-	-	0	↔	0
<b>General Civil - Level 2</b>	2024	2	-	3	1	2	-	4	-	-	-	-	-	12	-25%	12
	2023	1	3	1	3	4	1	2	1	3	1	2	-	16	▼	22
<b>General Civil - Level 3</b>	2024	2	1	1	-	4	-	3	-	-	-	-	-	11	120%	11
	2023	-	-	1	2	1	1	-	-	2	1	-	1	5	▲	9
<b>Miscellaneous Civil</b>	2024	49	79	66	69	71	45	51	43	-	-	-	-	473	0%	473
	2023	65	67	81	45	55	38	59	63	53	65	52	39	473	↔	682
<b>Misdemeanor</b>	2024	6	15	6	13	11	9	14	67	-	-	-	-	141	42%	141
	2023	5	15	10	7	2	23	5	32	8	13	4	7	99	▲	131
<b>Other</b>	2024	6	13	9	17	10	9	7	5	-	-	-	-	76	-19%	76
	2023	9	10	11	15	13	10	9	17	8	19	14	70	94	▼	205
<b>Other Criminally Related Matters</b>	2024	-	3	7	2	-	1	6	1	-	-	-	-	20	11%	20
	2023	3	5	1	3	1	-	2	3	1	4	1	-	18	▲	24
<b>Probates/Wills &amp; Trusts - Level 1</b>	2024	-	-	-	-	1	-	-	-	-	-	-	-	1	1	1
	2023	-	-	-	-	-	-	-	-	-	-	-	1	0	↔	1
<b>Probates/Wills &amp; Trusts - Level 2</b>	2024	-	-	-	-	-	-	-	-	-	-	-	-	0	-100%	0
	2023	1	1	-	-	1	-	1	-	-	-	-	-	4	▼	4
<b>Protective Orders</b>	2024	-	-	-	-	-	-	-	-	-	-	-	-	0	0	0
	2023	-	-	-	-	-	-	-	-	-	1	-	-	0	↔	1
<b>Uncontested Divorce</b>	2024	6	2	6	2	2	5	2	8	-	-	-	-	33	-11%	33
	2023	3	4	4	7	5	3	7	4	3	4	3	2	37	▼	49

This report reflects data in the case management system. Numbers will update accordingly as reports are refreshed and posted.

Dashboard	Monthly Filings Summary	Jan --- Aug Filings				
<p><b>Court:</b> Louisa Circuit  <b>Start/End Date:</b> Jan-23 / Aug-24  <b>2023 Average Month:</b> 223  <b>Jan-Aug 2023:</b> 1,793  <b>Filings Trending:</b> ↔</p>	<p><b>Circuit/Court ID:</b> 16 216109  <b>Type of Case:</b> Filings  <b>2024 Average Month:</b> 221  <b>Jan-Aug 2024 :</b> 1,765  <b>Overall AVG. Month:</b> 222</p>  <p style="text-align: center;">Jan 23 - Aug 24</p>	<table style="width:100%; text-align: center;"> <tr> <td style="width:50%;"><b>1,765</b></td> <td style="width:50%;"><b>1,793</b></td> </tr> <tr> <td style="width:50%;"><b>2024</b></td> <td style="width:50%;"><b>2023</b></td> </tr> </table>	<b>1,765</b>	<b>1,793</b>	<b>2024</b>	<b>2023</b>
<b>1,765</b>	<b>1,793</b>					
<b>2024</b>	<b>2023</b>					

Filings by Division																
Divisions		Jan	Feb	Mar	Apr	May	Jun	Jul	Aug	Sep	Oct	Nov	Dec	Thru Aug	% Change	Total
<b>Total</b>	2024	237	190	269	211	227	177	200	254	-	-	-	-	1,765	-2%	1,765
	2023	238	215	335	160	269	175	186	215	215	260	210	198	1,793	▼	2,676
<b>Civil</b>	2024	21	18	26	33	27	21	27	52	-	-	-	-	225	10%	225
	2023	25	24	32	15	20	26	33	29	17	35	29	21	204	▲	306
<b>Criminal</b>	2024	83	55	95	65	103	68	57	57	-	-	-	-	583	-7%	583
	2023	54	54	155	39	135	56	65	70	83	93	67	47	628	▼	918
<b>Concealed Handgun Permits</b>	2024	81	84	110	80	65	60	77	92	-	-	-	-	649	-3%	649
	2023	108	104	99	76	80	66	60	77	80	87	78	88	670	▼	1,003
<b>Miscellaneous/Other</b>	2024	52	33	37	33	32	28	38	53	-	-	-	-	306	6%	306
	2023	51	33	48	30	34	27	28	39	35	45	36	42	290	▲	448
<b>Others</b>	2024	-	-	1	-	-	-	1	-	-	-	-	-	2	100%	2
	2023	-	-	1	-	-	-	-	-	-	-	-	-	1	▲	1

Filings by Case Category																
Case Categories		Jan	Feb	Mar	Apr	May	Jun	Jul	Aug	Sep	Oct	Nov	Dec	Thru Aug	% Change	Total
<b>Administrative Law</b>	2024	-	1	-	-	-	-	-	-	-	-	-	-	1	1	1
	2023	-	-	-	-	-	-	-	-	-	-	-	-	0	↔	0
<b>Capital Murder</b>	2024	1	-	-	-	-	-	-	-	-	-	-	-	1	0%	1
	2023	-	-	-	-	-	-	1	-	-	1	-	-	1	↔	2
<b>Contested Divorce</b>	2024	3	1	3	4	3	3	5	5	-	-	-	-	27	-25%	27
	2023	4	6	4	3	2	3	7	7	3	4	4	-	36	▼	47
<b>Domestic and Family - Level 1</b>	2024	1	-	13	5	2	1	3	17	-	-	-	-	42	163%	42
	2023	1	-	10	2	1	-	2	-	1	12	3	6	16	▲	38
<b>Domestic and Family - Level 2</b>	2024	-	-	1	6	2	1	-	3	-	-	-	-	13	0%	13
	2023	2	2	3	-	-	3	2	1	3	2	5	-	13	↔	23
<b>Felonies and Related Matters</b>	2024	64	36	54	44	82	45	41	29	-	-	-	-	395	-9%	395
	2023	30	32	115	24	105	43	40	46	65	69	52	30	435	▼	651
<b>General Civil - Level 1</b>	2024	-	-	1	-	-	-	-	-	-	-	-	-	1	0%	1
	2023	-	-	-	1	-	-	-	-	-	1	-	-	1	↔	2
<b>General Civil - Level 2</b>	2024	5	4	3	9	4	3	6	12	-	-	-	-	46	-4%	46
	2023	3	4	-	2	7	11	11	10	1	7	9	5	48	▼	70
<b>General Civil - Level 3</b>	2024	3	2	4	1	1	3	6	3	-	-	-	-	23	28%	23
	2023	1	4	4	2	1	-	2	4	1	1	1	1	18	▲	22
<b>Miscellaneous Civil</b>	2024	98	107	121	96	81	74	96	114	-	-	-	-	787	-2%	787
	2023	124	122	123	92	99	72	71	104	98	107	97	104	807	▼	1,213
<b>Misdemeanor</b>	2024	17	16	40	21	21	20	14	25	-	-	-	-	174	-3%	174
	2023	23	19	39	16	28	12	20	23	16	21	13	13	180	▼	243
<b>Other</b>	2024	35	11	25	17	18	14	19	32	-	-	-	-	171	10%	171
	2023	35	13	29	12	18	21	17	11	17	25	17	31	156	▲	246
<b>Other Criminally Related Matters</b>	2024	2	3	1	1	-	3	2	3	-	-	-	-	15	7%	15
	2023	1	3	1	-	2	1	4	2	2	2	3	4	14	▲	25
<b>Probates/Wills &amp; Trusts - Level 1</b>	2024	-	1	-	-	1	1	-	-	-	-	-	-	3	50%	3
	2023	-	-	1	-	-	-	-	1	-	-	-	-	2	▲	2
<b>Probates/Wills &amp; Trusts - Level 2</b>	2024	-	-	1	1	2	-	1	2	-	-	-	-	7	-46%	7
	2023	2	3	1	1	1	-	2	3	2	3	-	-	13	▼	18
<b>Uncontested Divorce</b>	2024	8	8	2	6	10	9	7	9	-	-	-	-	59	11%	59
	2023	12	7	5	5	5	9	6	4	6	5	6	4	53	▲	74

This report reflects data in the case management system. Numbers will update accordingly as reports are refreshed and posted.

Dashboard		Monthly Filings Summary		Jan --- Aug Filings					
<p><b>Court:</b> Madison Circuit  <b>Start/End Date:</b> Jan-23 / Aug-24  <b>2023 Average Month:</b> 85  <b>Jan-Aug 2023:</b> 644  <b>Filings Trending:</b> ▼</p>	<p><b>Circuit/Court ID:</b> 16 216113  <b>Type of Case:</b> Filings  <b>2024 Average Month:</b> 77  <b>Jan-Aug 2024 :</b> 613  <b>Overall AVG. Month:</b> 81</p>	<p>Jan 23 - Aug 24</p>		<table border="1" style="margin: auto;"> <tr> <td style="width: 50%; text-align: center;"><b>613</b></td> <td style="width: 50%; text-align: center;"><b>644</b></td> </tr> <tr> <td style="text-align: center;">2024</td> <td style="text-align: center;">2023</td> </tr> </table>		<b>613</b>	<b>644</b>	2024	2023
<b>613</b>	<b>644</b>								
2024	2023								

Filings by Division																
Divisions		Jan	Feb	Mar	Apr	May	Jun	Jul	Aug	Sep	Oct	Nov	Dec	Thru Aug	% Change	Total
<b>Total</b>	2024	66	76	99	83	79	51	67	92	-	-	-	-	613	-5%	613
	2023	88	106	109	64	69	74	61	73	90	67	80	134	644	▼	1,015
<b>Civil</b>	2024	7	4	6	11	9	15	3	7	-	-	-	-	62	5%	62
	2023	4	8	9	8	7	7	10	6	4	5	4	9	59	▲	81
<b>Criminal</b>	2024	8	20	24	15	25	9	13	34	-	-	-	-	148	-12%	148
	2023	24	38	35	12	11	27	5	17	34	19	24	23	169	▼	269
<b>Concealed Handgun Permits</b>	2024	31	34	40	39	31	15	28	33	-	-	-	-	251	-4%	251
	2023	45	38	48	32	34	23	16	26	30	31	41	38	262	▼	402
<b>Miscellaneous/ Other</b>	2024	20	18	29	18	14	12	22	18	-	-	-	-	151	-2%	151
	2023	15	22	17	12	17	17	30	24	22	12	11	64	154	▼	263
<b>Others</b>	2024	-	-	-	-	-	-	1	-	-	-	-	-	1	1	1
	2023	-	-	-	-	-	-	-	-	-	-	-	-	-	0	↔

Filings by Case Category																
Case Categories		Jan	Feb	Mar	Apr	May	Jun	Jul	Aug	Sep	Oct	Nov	Dec	Thru Aug	% Change	Total
<b>Administrative Law</b>	2024	-	-	-	1	1	-	-	1	-	-	-	-	3	50%	3
	2023	-	-	-	1	-	-	-	1	-	-	-	-	-	2	▲
<b>Contested Divorce</b>	2024	-	1	-	1	1	-	1	1	-	-	-	-	5	0%	5
	2023	-	-	-	2	-	2	1	-	-	-	-	-	-	5	↔
<b>Domestic and Family - Level 1</b>	2024	1	1	-	-	-	11	-	1	-	-	-	-	14	100%	14
	2023	-	1	1	2	-	-	-	-	3	1	-	2	3	7	▲
<b>Domestic and Family - Level 2</b>	2024	-	-	1	1	1	-	-	-	-	-	-	-	3	50%	3
	2023	1	1	-	-	-	-	-	-	-	-	-	-	-	2	▲
<b>Felonies and Related Matters</b>	2024	6	11	15	9	13	6	11	21	-	-	-	-	92	-21%	92
	2023	17	27	30	6	8	16	3	9	12	11	13	12	116	▼	164
<b>General Civil - Level 1</b>	2024	-	-	-	1	-	-	-	1	-	-	-	-	2	0%	2
	2023	-	1	-	-	-	-	-	1	-	-	-	1	-	2	↔
<b>General Civil - Level 2</b>	2024	3	1	1	2	-	1	-	-	-	-	-	-	8	-58%	8
	2023	1	2	4	2	6	1	3	-	2	2	-	-	19	▼	23
<b>General Civil - Level 3</b>	2024	-	-	1	3	1	-	-	-	-	-	-	-	5	-50%	5
	2023	1	2	3	-	1	1	1	1	-	1	-	4	10	▼	15
<b>Miscellaneous Civil</b>	2024	35	38	51	47	33	22	36	41	-	-	-	-	303	-6%	303
	2023	47	46	52	42	43	29	30	34	37	38	42	43	323	▼	483
<b>Misdemeanor</b>	2024	2	9	6	6	12	3	2	12	-	-	-	-	52	8%	52
	2023	7	11	4	6	3	9	2	6	21	7	11	10	48	▲	97
<b>Other</b>	2024	17	14	18	10	12	5	15	11	-	-	-	-	102	13%	102
	2023	12	12	13	2	7	11	17	16	15	5	10	59	90	▲	179
<b>Other Criminally Related Matters</b>	2024	-	-	3	-	-	-	-	1	-	-	-	-	4	-20%	4
	2023	-	-	1	-	-	2	-	2	1	1	-	1	5	▼	8
<b>Probates/Wills &amp; Trusts - Level 1</b>	2024	-	-	-	-	-	-	-	-	-	-	-	-	0	-100%	0
	2023	-	-	-	-	-	-	1	-	-	1	-	-	1	▼	2
<b>Probates/Wills &amp; Trusts - Level 2</b>	2024	1	-	2	1	1	1	1	-	-	-	-	-	7	133%	7
	2023	-	-	-	1	1	-	1	-	-	-	-	-	3	▲	3
<b>Uncontested Divorce</b>	2024	1	1	1	1	4	2	1	2	-	-	-	-	13	18%	13
	2023	2	3	1	-	-	3	1	1	1	1	1	2	11	▲	16

This report reflects data in the case management system. Numbers will update accordingly as reports are refreshed and posted.

Dashboard		Monthly Filings Summary		Jan --- Aug Filings	
<b>Court:</b> Orange Circuit	<b>Circuit/Court ID:</b> 16 216137			<b>1,429</b> <b>1,480</b>	
<b>Start/End Date:</b> Jan-23 / Aug-24	<b>Type of Case:</b> Filings				
<b>2023 Average Month:</b> 176	<b>2024 Average Month:</b> 179			<b>2024</b> <b>2023</b>	
<b>Jan-Aug 2023:</b> 1,480	<b>Jan-Aug 2024 :</b> 1,429				
<b>Filings Trending:</b> ▼	<b>Overall AVG. Month:</b> 177				

Filings by Division																
Divisions		Jan	Feb	Mar	Apr	May	Jun	Jul	Aug	Sep	Oct	Nov	Dec	Thru Aug	% Change	Total
<b>Total</b>	2024	196	178	225	156	211	127	186	150	-	-	-	-	1,429	-3%	1,429
	2023	218	164	221	170	152	167	201	187	166	176	189	98	1,480	▼	2,109
<b>Civil</b>	2024	24	17	21	22	26	24	35	15	-	-	-	-	184	14%	184
	2023	14	17	29	16	18	27	21	20	30	29	27	17	162	▲	265
<b>Criminal</b>	2024	77	50	102	39	101	38	61	59	-	-	-	-	527	2%	527
	2023	82	30	70	49	38	44	109	93	65	47	77	24	515	▲	728
<b>Concealed Handgun Permits</b>	2024	80	99	80	71	69	46	71	58	-	-	-	-	574	-12%	574
	2023	99	106	101	85	75	79	46	59	57	89	71	42	650	▼	909
<b>Miscellaneous/Other</b>	2024	15	12	22	24	15	19	18	18	-	-	-	-	143	-6%	143
	2023	22	11	21	20	21	17	25	15	14	11	14	14	152	▼	205
<b>Others</b>	2024	-	-	-	-	-	-	1	-	-	-	-	-	1	0%	1
	2023	1	-	-	-	-	-	-	-	-	-	-	1	1	↔	2

Filings by Case Category																
Case Categories		Jan	Feb	Mar	Apr	May	Jun	Jul	Aug	Sep	Oct	Nov	Dec	Thru Aug	% Change	Total
<b>Administrative Law</b>	2024	-	-	-	2	-	1	-	-	-	-	-	-	3	200%	3
	2023	-	-	-	-	1	-	-	-	-	-	1	-	1	▲	2
<b>Contested Divorce</b>	2024	5	3	1	-	1	3	5	3	-	-	-	-	21	0%	21
	2023	3	2	2	-	5	2	4	3	2	1	3	2	21	↔	29
<b>Domestic and Family - Level 1</b>	2024	3	4	3	3	6	3	7	3	-	-	-	-	32	14%	32
	2023	3	-	11	1	1	6	2	4	7	9	4	4	28	▲	52
<b>Domestic and Family - Level 2</b>	2024	-	-	-	2	1	1	1	3	-	-	-	-	8	-11%	8
	2023	-	2	-	2	2	-	3	-	1	1	2	1	9	▼	14
<b>Felonies and Related Matters</b>	2024	54	24	63	16	78	20	35	36	-	-	-	-	326	-4%	326
	2023	62	13	46	33	26	32	68	58	49	31	52	15	338	▼	485
<b>General Civil - Level 1</b>	2024	-	-	-	-	-	-	1	-	-	-	-	-	1	-50%	1
	2023	-	-	-	-	-	1	-	1	-	1	-	-	2	▼	3
<b>General Civil - Level 2</b>	2024	4	5	7	9	6	6	5	2	-	-	-	-	44	2%	44
	2023	6	5	9	5	4	4	5	5	5	5	7	1	43	▲	61
<b>General Civil - Level 3</b>	2024	2	-	5	-	11	3	6	1	-	-	-	-	28	-13%	28
	2023	2	6	2	3	5	8	3	3	3	3	3	4	32	▼	45
<b>Miscellaneous Civil</b>	2024	94	111	100	93	78	63	89	75	-	-	-	-	703	-10%	703
	2023	118	113	121	103	91	92	68	73	71	98	85	54	779	▼	1,087
<b>Misdemeanor</b>	2024	21	25	37	21	21	14	26	22	-	-	-	-	187	17%	187
	2023	17	16	24	16	12	9	39	27	16	16	24	9	160	▲	225
<b>Other</b>	2024	1	-	3	1	1	1	2	-	-	-	-	-	9	350%	9
	2023	1	-	1	-	-	-	-	-	1	-	-	1	2	▲	4
<b>Other Criminally Related Matters</b>	2024	2	1	2	2	2	4	1	2	-	-	-	-	16	-6%	16
	2023	3	1	-	-	-	3	2	8	1	-	1	-	17	▼	19
<b>Probates/Wills &amp; Trusts - Level 1</b>	2024	-	-	-	-	-	-	3	-	-	-	-	-	3	3	3
	2023	-	-	-	-	-	-	-	-	-	1	-	-	0	↔	1
<b>Probates/Wills &amp; Trusts - Level 2</b>	2024	-	-	-	-	-	2	-	-	-	-	-	-	2	-80%	2
	2023	-	2	2	2	1	1	2	-	3	-	2	1	10	▼	16
<b>Uncontested Divorce</b>	2024	10	5	4	7	6	6	5	3	-	-	-	-	46	21%	46
	2023	3	4	3	5	4	9	5	5	7	10	5	6	38	▲	66



This report reflects data in the case management system. Numbers will update accordingly as reports are refreshed and posted.

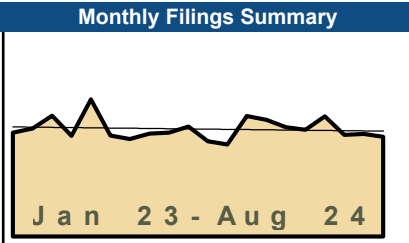
Dashboard	Monthly Filings Summary	Jan --- Aug Filings
<p><b>Court:</b> Charlottesville Circuit  <b>Start/End Date:</b> Jan-23 / Aug-24  <b>2023 Average Month:</b> 101  <b>Jan-Aug 2023:</b> 824  <b>Filings Trending:</b> ▲</p> <p><b>Circuit/Court ID:</b> 16 216540  <b>Type of Case:</b> Filings  <b>2024 Average Month:</b> 114  <b>Jan-Aug 2024 :</b> 910  <b>Overall AVG. Month:</b> 106</p>	<p>Jan 23 - Aug 24</p>	<p>910 824</p> <p>2024 2023</p>

Filings by Division																
Divisions		Jan	Feb	Mar	Apr	May	Jun	Jul	Aug	Sep	Oct	Nov	Dec	Thru Aug	% Change	Total
<b>Total</b>	2024	104	80	97	94	145	114	169	107	-	-	-	-	910	10%	910
	2023	94	108	110	89	117	109	80	117	81	109	92	106	824	▲	1,212
<b>Civil</b>	2024	24	18	27	23	24	22	20	27	-	-	-	-	185	7%	185
	2023	17	26	25	23	28	18	20	16	15	25	13	14	173	▲	240
<b>Criminal</b>	2024	39	32	42	42	29	41	63	34	-	-	-	-	322	-6%	322
	2023	37	48	40	30	51	50	32	53	39	50	30	35	341	▼	495
<b>Concealed Handgun Permits</b>	2024	13	17	12	14	21	25	23	15	-	-	-	-	140	27%	140
	2023	19	15	19	15	11	6	9	16	13	15	14	19	110	▲	171
<b>Miscellaneous/Other</b>	2024	28	13	16	15	71	26	63	30	-	-	-	-	262	31%	262
	2023	21	19	26	21	27	35	19	32	14	19	35	38	200	▲	306
<b>Others</b>	2024	-	-	-	-	-	-	-	1	-	-	-	-	1	1	1
	2023	-	-	-	-	-	-	-	-	-	-	-	-	0	↔	0

Filings by Case Category																
Case Categories		Jan	Feb	Mar	Apr	May	Jun	Jul	Aug	Sep	Oct	Nov	Dec	Thru Aug	% Change	Total
<b>Administrative Law</b>	2024	-	1	-	-	-	-	-	-	-	-	-	-	1	-50%	1
	2023	-	1	1	-	-	-	-	-	-	-	1	-	2	▼	3
<b>Contested Divorce</b>	2024	2	1	1	2	3	3	1	3	-	-	-	-	16	-27%	16
	2023	3	4	1	2	2	2	4	4	1	4	2	1	22	▼	30
<b>Domestic and Family - Level 1</b>	2024	-	-	3	4	1	1	3	1	-	-	-	-	13	63%	13
	2023	2	-	1	2	1	-	2	-	-	5	-	1	8	▲	14
<b>Domestic and Family - Level 2</b>	2024	1	2	5	2	2	1	1	-	-	-	-	-	14	17%	14
	2023	-	-	3	6	-	1	1	1	2	3	-	-	12	▲	17
<b>Felonies and Related Matters</b>	2024	27	22	25	29	22	31	41	25	-	-	-	-	222	-15%	222
	2023	29	36	30	21	40	44	25	35	34	38	21	29	260	▼	382
<b>General Civil - Level 1</b>	2024	3	2	-	-	2	2	2	1	-	-	-	-	10	0%	10
	2023	1	2	-	1	2	1	1	2	-	-	-	2	10	↔	12
<b>General Civil - Level 2</b>	2024	9	6	5	9	8	5	6	9	-	-	-	-	57	8%	57
	2023	7	8	7	3	7	8	5	8	5	3	5	2	53	▲	68
<b>General Civil - Level 3</b>	2024	3	1	2	3	2	1	4	3	-	-	-	-	19	-27%	19
	2023	2	7	6	1	3	4	2	1	1	3	3	5	26	▼	38
<b>Miscellaneous Civil</b>	2024	40	29	28	28	88	49	85	45	-	-	-	-	392	33%	392
	2023	38	31	44	36	38	35	28	45	27	34	48	50	295	▲	454
<b>Misdemeanor</b>	2024	8	6	16	13	5	6	18	6	-	-	-	-	78	44%	78
	2023	7	12	6	5	7	5	5	7	4	8	7	6	54	▲	79
<b>Other</b>	2024	-	-	2	-	3	-	-	1	-	-	-	-	6	200%	6
	2023	-	-	-	-	-	1	-	1	-	-	1	-	2	▲	3
<b>Other Criminally Related Matters</b>	2024	4	4	1	-	2	4	4	3	-	-	-	-	22	-24%	22
	2023	1	2	4	4	4	1	2	11	1	4	2	2	29	▼	38
<b>Probates/Wills &amp; Trusts - Level 1</b>	2024	-	-	-	-	-	-	-	-	-	-	-	-	0	-100%	0
	2023	-	-	-	-	1	-	-	-	-	-	-	-	1	▼	1
<b>Probates/Wills &amp; Trusts - Level 2</b>	2024	2	-	2	2	-	6	1	3	-	-	-	-	16	167%	16
	2023	-	-	1	1	-	1	1	2	-	2	-	3	6	▲	11
<b>Protective Orders</b>	2024	-	-	-	-	-	-	-	-	-	-	-	-	0	-100%	0
	2023	-	-	-	-	2	-	-	-	-	-	-	-	2	▼	2
<b>Uncontested Divorce</b>	2024	5	6	7	2	7	5	5	7	-	-	-	-	44	5%	44
	2023	4	5	6	7	10	6	4	-	6	4	3	5	42	▲	60

This report reflects data in the case management system. Numbers will update accordingly as reports are refreshed and posted.

Dashboard	Monthly Filings Summary	Jan --- Aug Filings
<b>Court:</b> Arlington Circuit <b>Start/End Date:</b> Jan-23 / Aug-24 <b>2023 Average Month:</b> 808 <b>Jan-Aug 2023:</b> 6,646 <b>Filings Trending:</b> ↔	<b>Circuit/Court ID:</b> 17 217013 <b>Type of Case:</b> Filings <b>2024 Average Month:</b> 836 <b>Jan-Aug 2024 :</b> 6,685 <b>Overall AVG. Month:</b> 819	<div style="display: flex; justify-content: space-around;"> <div style="text-align: center;"> <p><b>6,685</b></p>  <p>2024</p> </div> <div style="text-align: center;"> <p><b>6,646</b></p>  <p>2023</p> </div> </div>



Filings by Division																
Divisions		Jan	Feb	Mar	Apr	May	Jun	Jul	Aug	Sep	Oct	Nov	Dec	Thru Aug	% Change	Total
<b>Total</b>	2024	918	888	833	814	915	774	782	761	-	-	-	-	6,685	1%	6,685
	2023	792	824	920	768	1,045	769	743	785	791	837	726	701	6,646	▲	9,701
<b>Civil</b>	2024	153	144	181	170	181	162	162	142	-	-	-	-	1,295	-26%	1,295
	2023	153	197	214	180	403	194	194	218	195	196	154	132	1,753	▼	2,430
<b>Criminal</b>	2024	185	202	229	212	279	184	182	239	-	-	-	-	1,712	3%	1,712
	2023	241	231	224	171	242	181	201	165	203	231	223	216	1,656	▲	2,529
<b>Concealed Handgun Permits</b>	2024	79	98	92	73	82	66	84	82	-	-	-	-	656	-10%	656
	2023	99	95	116	83	95	73	78	93	59	86	79	88	732	▼	1,044
<b>Miscellaneous/ Other</b>	2024	499	440	330	358	372	360	350	292	-	-	-	-	3,001	20%	3,001
	2023	296	300	365	333	302	319	269	307	333	322	269	263	2,491	▲	3,678
<b>Others</b>	2024	2	4	1	1	1	2	4	6	-	-	-	-	21	50%	21
	2023	3	1	1	1	3	2	1	2	1	2	1	2	14	▲	20

Filings by Case Category																
Case Categories		Jan	Feb	Mar	Apr	May	Jun	Jul	Aug	Sep	Oct	Nov	Dec	Thru Aug	% Change	Total
<b>Administrative Law</b>	2024	2	2	4	1	-	2	-	1	-	-	-	-	12	-14%	12
	2023	2	2	1	2	1	2	4	-	1	4	-	2	14	▼	21
<b>Capital Murder</b>	2024	1	-	-	-	-	-	-	-	-	-	-	-	1	1	1
	2023	-	-	-	-	-	-	-	-	-	-	-	-	0	↔	0
<b>Contested Divorce</b>	2024	18	17	22	16	12	16	12	11	-	-	-	-	124	-16%	124
	2023	19	21	16	14	22	15	21	19	24	16	9	10	147	▼	206
<b>Domestic and Family - Level 1</b>	2024	8	10	4	4	11	14	12	5	-	-	-	-	68	-27%	68
	2023	16	7	5	20	8	7	13	17	3	11	4	6	93	▼	117
<b>Domestic and Family - Level 2</b>	2024	2	9	9	6	7	3	10	11	-	-	-	-	57	39%	57
	2023	8	1	3	3	6	4	5	11	6	3	5	5	41	▲	60
<b>Felonies and Related Matters</b>	2024	106	110	117	82	162	92	75	84	-	-	-	-	828	-13%	828
	2023	127	149	127	77	125	102	148	93	130	120	120	109	948	▼	1,427
<b>General Civil - Level 1</b>	2024	2	1	3	1	-	1	1	3	-	-	-	-	12	-66%	12
	2023	11	3	4	2	5	2	3	5	2	4	4	-	35	▼	45
<b>General Civil - Level 2</b>	2024	72	55	79	76	103	77	86	64	-	-	-	-	612	-39%	612
	2023	52	119	129	88	301	108	97	109	107	106	94	61	1,003	▼	1,371
<b>General Civil - Level 3</b>	2024	12	10	8	14	11	16	30	16	-	-	-	-	117	65%	117
	2023	5	7	6	16	5	11	7	14	8	15	8	16	71	▲	118
<b>Miscellaneous Civil</b>	2024	191	202	228	240	224	211	251	205	-	-	-	-	1,752	-7%	1,752
	2023	241	232	274	223	218	249	198	244	252	254	210	175	1,879	▼	2,770
<b>Misdemeanor</b>	2024	38	30	26	34	45	21	33	36	-	-	-	-	263	26%	263
	2023	28	28	36	18	25	19	27	27	25	37	24	27	208	▲	321
<b>Other</b>	2024	384	339	197	192	227	215	166	172	-	-	-	-	1,892	38%	1,892
	2023	156	161	209	197	187	147	150	161	138	155	138	178	1,368	▲	1,977
<b>Other Criminally Related Matters</b>	2024	40	65	88	98	77	71	74	120	-	-	-	-	633	22%	633
	2023	86	58	67	78	93	61	27	47	49	77	79	81	517	▲	803
<b>Probates/Wills &amp; Trusts - Level 1</b>	2024	2	4	1	3	2	4	1	3	-	-	-	-	20	5%	20
	2023	1	3	1	1	-	2	6	5	3	-	-	-	19	▲	22
<b>Probates/Wills &amp; Trusts - Level 2</b>	2024	9	9	11	18	11	10	6	10	-	-	-	-	84	-6%	84
	2023	11	12	15	7	11	13	11	9	14	9	8	6	89	▼	126
<b>Uncontested Divorce</b>	2024	31	25	36	29	23	21	25	20	-	-	-	-	210	-2%	210
	2023	29	21	27	22	38	27	26	24	29	26	23	25	214	▼	317



Dashboard	Monthly Filings Summary	Jan --- Aug Filings				
<p><b>Court:</b> Fauquier Circuit  <b>Start/End Date:</b> Jan-23 / Aug-24  <b>2023 Average Month:</b> 316  <b>Jan-Aug 2023:</b> 2,484  <b>Filings Trending:</b> ▼</p> <p><b>Circuit/Court ID:</b> 20 220061  <b>Type of Case:</b> Filings  <b>2024 Average Month:</b> 303  <b>Jan-Aug 2024 :</b> 2,421  <b>Overall AVG. Month:</b> 310</p>	<p>Jan 23 - Aug 24</p>	<table border="1" style="margin: auto;"> <tr> <td style="text-align: center; width: 50px;">2,421</td> <td style="text-align: center; width: 50px;">2,484</td> </tr> <tr> <td style="text-align: center;">2024</td> <td style="text-align: center;">2023</td> </tr> </table>	2,421	2,484	2024	2023
2,421	2,484					
2024	2023					

Filings by Division																
Divisions		Jan	Feb	Mar	Apr	May	Jun	Jul	Aug	Sep	Oct	Nov	Dec	Thru Aug	% Change	Total
<b>Total</b>	2024	363	290	311	300	256	311	287	303	-	-	-	-	2,421	-3%	2,421
	2023	315	322	493	250	305	285	226	288	285	263	317	437	2,484	▼	3,786
<b>Civil</b>	2024	69	51	45	55	46	65	42	61	-	-	-	-	434	32%	434
	2023	35	50	37	39	50	40	42	37	35	32	40	34	330	▲	471
<b>Criminal</b>	2024	95	52	116	76	62	110	81	50	-	-	-	-	642	-2%	642
	2023	43	59	224	54	74	74	53	75	98	69	97	46	656	▼	966
<b>Concealed Handgun Permits</b>	2024	134	139	120	124	99	97	109	140	-	-	-	-	962	-10%	962
	2023	173	167	170	120	129	111	95	107	101	118	133	115	1,072	▼	1,539
<b>Miscellaneous/ Other</b>	2024	65	48	30	45	49	39	55	52	-	-	-	-	383	-9%	383
	2023	63	46	62	37	51	60	35	69	51	44	46	242	423	▼	806
<b>Others</b>	2024	-	-	-	-	-	-	-	-	-	-	-	-	0	-100%	0
	2023	1	-	-	-	1	-	1	-	-	-	1	-	3	▼	4


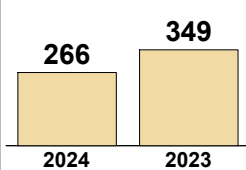
Filings by Case Category																
Case Categories		Jan	Feb	Mar	Apr	May	Jun	Jul	Aug	Sep	Oct	Nov	Dec	Thru Aug	% Change	Total
<b>Administrative Law</b>	2024	-	-	-	-	-	3	-	-	-	-	-	-	3	3	3
	2023	-	-	-	-	-	-	-	-	1	-	-	-	0	↔	1
<b>Contested Divorce</b>	2024	3	4	5	4	3	3	6	2	-	-	-	-	30	3%	30
	2023	1	4	3	2	5	2	5	7	2	2	5	5	29	▲	43
<b>Domestic and Family - Level 1</b>	2024	25	12	4	15	1	20	3	13	-	-	-	-	93	121%	93
	2023	6	8	2	8	7	10	1	-	1	3	2	8	42	▲	56
<b>Domestic and Family - Level 2</b>	2024	4	-	-	1	6	2	3	4	-	-	-	-	20	-5%	20
	2023	1	2	3	3	1	4	3	4	4	-	1	3	21	▼	29
<b>Felonies and Related Matters</b>	2024	46	36	73	61	29	73	52	18	-	-	-	-	388	3%	388
	2023	28	33	117	25	51	54	23	46	55	41	77	33	377	▲	583
<b>General Civil - Level 1</b>	2024	-	1	-	-	-	-	-	-	-	-	-	-	1	-75%	1
	2023	-	1	1	-	-	-	-	2	-	-	-	-	4	▼	4
<b>General Civil - Level 2</b>	2024	15	13	19	18	16	15	12	17	-	-	-	-	125	33%	125
	2023	10	16	14	12	15	4	16	7	12	15	10	10	94	▲	141
<b>General Civil - Level 3</b>	2024	5	2	8	5	3	11	5	9	-	-	-	-	48	12%	48
	2023	1	8	5	2	5	9	3	10	5	3	8	2	43	▲	61
<b>Miscellaneous Civil</b>	2024	161	165	138	150	124	116	129	168	-	-	-	-	1,151	-11%	1,151
	2023	199	190	204	141	162	142	114	144	121	142	156	143	1,296	▼	1,858
<b>Misdemeanor</b>	2024	46	13	35	10	22	18	21	18	-	-	-	-	183	-10%	183
	2023	10	14	96	16	10	14	20	23	28	21	15	5	203	▼	272
<b>Other</b>	2024	38	22	9	19	25	14	33	22	-	-	-	-	182	2%	182
	2023	38	23	23	14	18	24	12	27	32	19	21	212	179	▲	463
<b>Other Criminally Related Matters</b>	2024	3	3	8	5	11	20	8	14	-	-	-	-	72	-6%	72
	2023	5	12	11	13	13	6	10	7	15	8	6	8	77	▼	114
<b>Probates/Wills &amp; Trusts - Level 1</b>	2024	1	1	-	-	1	-	1	1	-	-	-	-	5	67%	5
	2023	1	-	-	-	1	1	-	-	1	-	-	-	3	▲	4
<b>Probates/Wills &amp; Trusts - Level 2</b>	2024	2	1	2	3	3	1	2	2	-	-	-	-	16	-30%	16
	2023	6	-	3	1	4	5	3	1	3	1	6	1	23	▼	34
<b>Protective Orders</b>	2024	-	1	-	-	2	2	1	-	-	-	-	-	6	-40%	6
	2023	1	2	-	1	3	-	2	1	1	1	1	1	10	▼	14
<b>Uncontested Divorce</b>	2024	14	16	10	9	10	13	11	15	-	-	-	-	98	18%	98
	2023	8	9	11	12	10	10	14	9	4	7	9	6	83	▲	109

This report reflects data in the case management system. Numbers will update accordingly as reports are refreshed and posted.

Dashboard		Monthly Filings Summary		Jan --- Aug Filings	
<b>Court:</b> Loudoun Circuit	<b>Circuit/Court ID:</b> 20 220107	<p>Jan 23 - Aug 24</p>			
<b>Start/End Date:</b> Jan-23 / Aug-24	<b>Type of Case:</b> Filings			2024	2023
<b>2023 Average Month:</b> 1,029	<b>2024 Average Month:</b> 1,070			8,557	7,874
<b>Jan-Aug 2023:</b> 7,874	<b>Jan-Aug 2024 :</b> 8,557				
<b>Filings Trending:</b> ▲	<b>Overall AVG. Month:</b> 1,045				

Filings by Division																
Divisions		Jan	Feb	Mar	Apr	May	Jun	Jul	Aug	Sep	Oct	Nov	Dec	Thru Aug	% Change	Total
<b>Total</b>	2024	1,054	1,148	1,003	1,109	1,073	968	1,111	1,091	-	-	-	-	8,557	9%	8,557
	2023	1,192	922	1,175	955	934	942	832	922	917	1,016	957	1,578	7,874	▲	12,342
<b>Civil</b>	2024	161	224	186	187	193	167	182	190	-	-	-	-	1,490	15%	1,490
	2023	136	151	182	149	191	184	151	155	154	164	145	153	1,299	▲	1,915
<b>Criminal</b>	2024	149	176	112	183	176	139	197	190	-	-	-	-	1,322	34%	1,322
	2023	117	111	122	172	91	127	94	150	134	214	171	164	984	▲	1,667
<b>Concealed Handgun Permits</b>	2024	284	315	304	292	256	268	286	297	-	-	-	-	2,302	-6%	2,302
	2023	403	347	393	295	276	267	253	228	244	289	288	269	2,462	▼	3,552
<b>Miscellaneous/ Other</b>	2024	459	428	396	444	446	392	443	414	-	-	-	-	3,422	11%	3,422
	2023	534	307	474	337	370	364	323	386	385	347	353	986	3,095	▲	5,166
<b>Others</b>	2024	1	5	5	3	2	2	3	-	-	-	-	-	21	-38%	21
	2023	2	6	4	2	6	-	11	3	-	2	-	6	34	▼	42

Filings by Case Category																
Case Categories		Jan	Feb	Mar	Apr	May	Jun	Jul	Aug	Sep	Oct	Nov	Dec	Thru Aug	% Change	Total
<b>Administrative Law</b>	2024	1	1	2	2	1	3	1	2	-	-	-	-	13	18%	13
	2023	1	3	2	2	3	-	-	-	2	3	-	-	11	▲	16
<b>Contested Divorce</b>	2024	20	26	23	22	23	17	24	19	-	-	-	-	174	-8%	174
	2023	29	20	34	26	19	30	17	14	25	25	18	20	189	▼	277
<b>Domestic and Family - Level 1</b>	2024	18	56	12	17	22	12	16	21	-	-	-	-	174	47%	174
	2023	5	12	21	19	22	21	7	11	10	7	16	14	118	▲	165
<b>Domestic and Family - Level 2</b>	2024	8	13	9	17	6	3	19	13	-	-	-	-	88	6%	88
	2023	19	12	14	4	16	5	6	7	6	4	8	9	83	▲	110
<b>Felonies and Related Matters</b>	2024	62	85	55	111	99	90	117	116	-	-	-	-	735	67%	735
	2023	50	48	42	78	54	41	46	81	85	110	119	73	440	▲	827
<b>General Civil - Level 1</b>	2024	2	6	2	4	1	7	-	3	-	-	-	-	25	19%	25
	2023	2	3	2	3	2	4	3	2	2	3	3	4	21	▲	33
<b>General Civil - Level 2</b>	2024	56	52	68	59	62	55	54	58	-	-	-	-	464	33%	464
	2023	30	40	35	36	54	56	44	54	53	46	37	43	349	▲	528
<b>General Civil - Level 3</b>	2024	17	21	15	14	19	19	17	15	-	-	-	-	137	-5%	137
	2023	14	9	17	23	23	24	16	18	14	8	14	14	144	▼	194
<b>Miscellaneous Civil</b>	2024	439	462	509	501	465	430	472	509	-	-	-	-	3,787	-3%	3,787
	2023	639	504	591	439	425	425	414	454	424	454	437	408	3,891	▼	5,614
<b>Misdemeanor</b>	2024	50	25	18	45	28	25	17	26	-	-	-	-	234	38%	234
	2023	21	27	22	12	16	22	30	20	27	36	12	33	170	▲	278
<b>Other</b>	2024	282	258	180	212	205	214	230	167	-	-	-	-	1,748	16%	1,748
	2023	275	142	253	161	197	180	160	139	177	166	182	824	1,507	▲	2,856
<b>Other Criminally Related Matters</b>	2024	37	66	39	27	50	24	66	50	-	-	-	-	359	-6%	359
	2023	46	36	60	82	22	66	18	51	22	68	43	59	381	▼	573
<b>Probates/Wills &amp; Trusts - Level 1</b>	2024	-	1	1	-	-	-	-	1	-	-	-	-	3	-50%	3
	2023	-	-	2	-	-	-	2	2	-	-	-	-	6	▼	6
<b>Probates/Wills &amp; Trusts - Level 2</b>	2024	7	8	11	10	12	9	16	14	-	-	-	-	87	-2%	87
	2023	9	9	7	8	18	15	12	11	4	19	14	4	89	▼	130
<b>Uncontested Divorce</b>	2024	55	68	59	68	80	60	62	77	-	-	-	-	529	11%	529
	2023	52	57	73	62	63	53	57	58	66	67	54	73	475	▲	735

Dashboard		Monthly Filings Summary		Jan --- Aug Filings	
<b>Court:</b> Rappahannock Circuit	<b>Circuit/Court ID:</b> 20 220157				
<b>Start/End Date:</b> Jan-23 / Aug-24	<b>Type of Case:</b> Filings				
<b>2023 Average Month:</b> 42	<b>2024 Average Month:</b> 33				
<b>Jan-Aug 2023:</b> 349	<b>Jan-Aug 2024 :</b> 266				
<b>Filings Trending:</b> ▼	<b>Overall AVG. Month:</b> 39				

Filings by Division																
Divisions		Jan	Feb	Mar	Apr	May	Jun	Jul	Aug	Sep	Oct	Nov	Dec	Thru Aug	% Change	Total
<b>Total</b>	2024	31	39	43	28	34	38	25	28	-	-	-	-	266	-24%	266
	2023	60	37	49	42	48	39	28	46	56	38	30	34	349	▼	507
<b>Civil</b>	2024	5	3	2	6	3	-	-	1	-	-	-	-	20	-57%	20
	2023	13	7	3	4	6	3	6	5	2	2	-	2	47	▼	53
<b>Criminal</b>	2024	11	13	22	8	18	20	4	4	-	-	-	-	100	-6%	100
	2023	12	1	20	22	16	12	4	19	34	23	6	10	106	▼	179
<b>Concealed Handgun Permits</b>	2024	8	15	17	12	9	14	11	19	-	-	-	-	105	-13%	105
	2023	27	19	20	12	12	10	8	13	14	8	17	7	121	▼	167
<b>Miscellaneous/ Other</b>	2024	7	8	2	2	4	4	9	4	-	-	-	-	40	-46%	40
	2023	8	10	6	4	14	14	10	8	6	5	7	15	74	▼	107
<b>Others</b>	2024	-	-	-	-	-	-	1	-	-	-	-	-	1	0%	1
	2023	-	-	-	-	-	-	-	1	-	-	-	-	1	↔	1

Filings by Case Category																
Case Categories		Jan	Feb	Mar	Apr	May	Jun	Jul	Aug	Sep	Oct	Nov	Dec	Thru Aug	% Change	Total
<b>Capital Murder</b>	2024	-	-	-	-	-	-	-	-	-	-	-	-	0	-100%	0
	2023	-	-	-	1	-	-	-	-	-	-	-	-	1	▼	1
<b>Contested Divorce</b>	2024	-	-	1	-	-	-	-	-	-	-	-	-	1	-80%	1
	2023	1	1	-	-	1	-	1	1	-	-	-	-	5	▼	5
<b>Domestic and Family - Level 1</b>	2024	1	-	-	2	-	-	-	-	-	-	-	-	3	-73%	3
	2023	4	1	-	3	-	2	1	-	1	-	-	-	11	▼	12
<b>Domestic and Family - Level 2</b>	2024	-	-	-	-	-	-	-	-	-	-	-	-	0	0	0
	2023	-	-	-	-	-	-	-	-	-	1	-	-	0	↔	1
<b>Felonies and Related Matters</b>	2024	10	8	14	2	10	15	2	1	-	-	-	-	62	-11%	62
	2023	8	1	15	14	6	10	-	16	24	15	4	4	70	▼	117
<b>General Civil - Level 1</b>	2024	-	-	1	-	-	-	-	-	-	-	-	-	1	1	1
	2023	-	-	-	-	-	-	-	-	-	-	-	-	0	↔	0
<b>General Civil - Level 2</b>	2024	1	3	-	3	-	-	1	1	-	-	-	-	9	-47%	9
	2023	-	5	2	1	3	2	2	2	-	1	-	2	17	▼	20
<b>General Civil - Level 3</b>	2024	2	-	1	1	2	-	1	-	-	-	-	-	7	-50%	7
	2023	8	1	1	-	2	-	1	1	-	-	-	1	14	▼	15
<b>Miscellaneous Civil</b>	2024	14	19	18	14	13	18	18	22	-	-	-	-	136	-6%	136
	2023	29	23	21	15	15	15	10	16	16	8	22	10	144	▼	200
<b>Misdemeanor</b>	2024	1	2	8	3	6	5	1	2	-	-	-	-	28	-3%	28
	2023	3	-	5	7	10	2	1	1	8	6	1	4	29	▼	48
<b>Other</b>	2024	-	3	-	-	-	-	1	1	-	-	-	-	5	-89%	5
	2023	6	5	4	1	10	7	7	6	3	5	1	12	46	▼	67
<b>Other Criminally Related Matters</b>	2024	-	3	-	3	2	-	1	1	-	-	-	-	10	67%	10
	2023	1	-	-	-	-	-	3	2	2	2	1	2	6	▲	13
<b>Probates/Wills &amp; Trusts - Level 2</b>	2024	-	-	-	-	-	-	-	-	-	-	-	-	0	-100%	0
	2023	-	-	-	-	1	1	2	-	-	-	-	-	4	▼	4
<b>Uncontested Divorce</b>	2024	2	1	-	-	1	-	-	-	-	-	-	-	4	100%	4
	2023	-	-	1	-	-	-	-	1	2	-	-	-	2	▲	4

Dashboard	Monthly Filings Summary	Jan --- Aug Filings
<p><b>Court:</b> Henry Circuit  <b>Start/End Date:</b> Jan-23 / Aug-24  <b>2023 Average Month:</b> 420  <b>Jan-Aug 2023:</b> 3,522  <b>Filings Trending:</b> ▼</p> <p><b>Circuit/Court ID:</b> 21 221089  <b>Type of Case:</b> Filings  <b>2024 Average Month:</b>389  <b>Jan-Aug 2024 :</b> 3,113  <b>Overall AVG. Month:</b> 408</p>	<p>Jan 23 - Aug 24</p>	<div style="display: flex; justify-content: space-around;"> <div style="text-align: center;"> <p><b>3,113</b></p> <p>2024</p> </div> <div style="text-align: center;"> <p><b>3,522</b></p> <p>2023</p> </div> </div>

Filings by Division																
Divisions		Jan	Feb	Mar	Apr	May	Jun	Jul	Aug	Sep	Oct	Nov	Dec	Thru Aug	% Change	Total
<b>Total</b>	2024	334	444	419	345	473	320	419	359	-	-	-	-	3,113	-12%	3,113
	2023	532	393	515	387	517	345	460	373	426	334	394	361	3,522	▼	5,037
<b>Civil</b>	2024	18	36	38	34	31	25	22	36	-	-	-	-	240	-8%	240
	2023	26	32	35	31	36	29	32	39	31	29	17	24	260	▼	361
<b>Criminal</b>	2024	142	235	218	144	264	155	216	170	-	-	-	-	1,544	-14%	1,544
	2023	285	160	273	179	308	158	269	156	235	143	233	190	1,788	▼	2,589
<b>Concealed Handgun Permits</b>	2024	101	91	94	91	91	72	95	85	-	-	-	-	720	-18%	720
	2023	157	115	141	107	98	82	88	94	87	83	71	76	882	▼	1,199
<b>Miscellaneous/ Other</b>	2024	73	82	67	74	87	67	86	68	-	-	-	-	604	2%	604
	2023	64	86	66	69	75	76	71	84	73	79	73	71	591	▲	887
<b>Others</b>	2024	-	-	2	2	-	1	-	-	-	-	-	-	5	400%	5
	2023	-	-	-	1	-	-	-	-	-	-	-	-	1	▲	1

Filings by Case Category																
Case Categories		Jan	Feb	Mar	Apr	May	Jun	Jul	Aug	Sep	Oct	Nov	Dec	Thru Aug	% Change	Total
<b>Administrative Law</b>	2024	-	-	-	-	1	-	-	-	-	-	-	-	1	0%	1
	2023	-	-	-	-	-	-	1	-	1	-	-	-	1	↔	2
<b>Capital Murder</b>	2024	-	-	2	-	-	-	-	-	-	-	-	-	2	100%	2
	2023	-	-	-	-	-	-	1	-	-	-	1	-	1	▲	2
<b>Contested Divorce</b>	2024	1	6	6	6	6	7	2	4	-	-	-	-	38	15%	38
	2023	6	3	7	1	2	6	4	4	8	3	2	3	33	▲	49
<b>Domestic and Family - Level 1</b>	2024	1	1	7	3	7	1	4	9	-	-	-	-	33	-8%	33
	2023	6	1	4	1	7	7	2	8	4	3	1	-	36	▼	44
<b>Domestic and Family - Level 2</b>	2024	1	2	2	1	2	1	2	5	-	-	-	-	16	33%	16
	2023	-	2	1	2	4	-	-	3	2	2	2	-	12	▲	18
<b>Felonies and Related Matters</b>	2024	109	175	144	87	203	109	148	109	-	-	-	-	1,084	-11%	1,084
	2023	182	116	182	96	192	109	228	108	181	84	166	132	1,213	▼	1,776
<b>General Civil - Level 1</b>	2024	-	-	-	-	-	-	-	-	-	-	-	-	0	-100%	0
	2023	-	-	-	-	-	-	1	-	-	-	-	-	1	▼	1
<b>General Civil - Level 2</b>	2024	1	6	3	5	4	3	3	3	-	-	-	-	28	-13%	28
	2023	3	4	7	4	2	3	5	4	2	3	1	4	32	▼	42
<b>General Civil - Level 3</b>	2024	4	8	4	6	3	5	6	4	-	-	-	-	40	-9%	40
	2023	6	8	2	6	5	5	4	8	4	7	7	10	44	▼	72
<b>Miscellaneous Civil</b>	2024	128	115	120	120	112	104	121	108	-	-	-	-	928	-15%	928
	2023	172	144	174	138	115	112	116	123	107	123	93	98	1,094	▼	1,515
<b>Misdemeanor</b>	2024	23	49	61	46	48	30	53	51	-	-	-	-	361	-26%	361
	2023	92	41	77	52	104	46	36	39	49	44	49	49	487	▼	678
<b>Other</b>	2024	47	56	43	45	64	37	58	43	-	-	-	-	393	4%	393
	2023	48	56	33	38	58	46	45	53	54	37	50	48	377	▲	566
<b>Other Criminally Related Matters</b>	2024	10	11	11	12	13	16	15	11	-	-	-	-	99	13%	99
	2023	11	3	15	31	12	3	4	9	5	15	17	9	88	▲	134
<b>Probates/Wills &amp; Trusts - Level 1</b>	2024	-	-	-	-	-	-	-	1	-	-	-	-	1	-80%	1
	2023	-	1	-	1	1	-	2	-	-	-	-	-	5	▼	5
<b>Probates/Wills &amp; Trusts - Level 2</b>	2024	2	2	2	5	1	3	1	1	-	-	-	-	17	6%	17
	2023	-	4	-	3	4	2	1	2	4	5	3	1	16	▲	29
<b>Uncontested Divorce</b>	2024	7	13	14	9	9	4	6	10	-	-	-	-	72	-12%	72
	2023	6	10	13	14	11	6	10	12	5	8	2	7	82	▼	104

This report reflects data in the case management system. Numbers will update accordingly as reports are refreshed and posted.

Dashboard		Monthly Filings Summary		Jan --- Aug Filings	
<p><b>Court:</b> Patrick Circuit  <b>Start/End Date:</b> Jan-23 / Aug-24  <b>2023 Average Month:</b> 168  <b>Jan-Aug 2023:</b> 1,367  <b>Filings Trending:</b> ▼</p>	<p><b>Circuit/Court ID:</b> 21 221141  <b>Type of Case:</b> Filings  <b>2024 Average Month:</b> 157  <b>Jan-Aug 2024 :</b> 1,259  <b>Overall AVG. Month:</b> 164</p>	<p>Jan 23 - Aug 24</p>		<div style="display: flex; justify-content: space-around;"> <div style="text-align: center;"> <p><b>1,259</b></p> <div style="width: 40px; height: 40px; background-color: #f0e68c; margin: 0 auto;"></div> <p>2024</p> </div> <div style="text-align: center;"> <p><b>1,367</b></p> <div style="width: 40px; height: 40px; background-color: #f0e68c; margin: 0 auto;"></div> <p>2023</p> </div> </div>	

Filings by Division																
Divisions		Jan	Feb	Mar	Apr	May	Jun	Jul	Aug	Sep	Oct	Nov	Dec	Thru Aug	% Change	Total
<b>Total</b>	2024	180	121	158	175	124	136	205	160	-	-	-	-	1,259	-8%	1,259
	2023	192	165	216	177	141	135	142	199	294	96	123	134	1,367	▼	2,014
<b>Civil</b>	2024	10	12	8	9	10	7	11	6	-	-	-	-	73	-18%	73
	2023	4	11	17	9	14	9	8	17	3	8	6	15	89	▼	121
<b>Criminal</b>	2024	113	58	100	116	67	74	156	93	-	-	-	-	777	0%	777
	2023	95	66	127	121	75	73	84	133	247	53	83	72	774	▲	1,229
<b>Concealed Handgun Permits</b>	2024	47	49	43	41	37	41	34	56	-	-	-	-	348	-21%	348
	2023	87	83	58	41	41	45	42	45	34	23	26	41	442	▼	566
<b>Miscellaneous/ Other</b>	2024	10	2	7	9	9	13	4	5	-	-	-	-	59	-3%	59
	2023	6	5	14	6	11	7	8	4	10	12	8	6	61	▼	97
<b>Others</b>	2024	-	-	-	-	1	1	-	-	-	-	-	-	2	100%	2
	2023	-	-	-	-	-	1	-	-	-	-	-	-	1	▲	1

Filings by Case Category																
Case Categories		Jan	Feb	Mar	Apr	May	Jun	Jul	Aug	Sep	Oct	Nov	Dec	Thru Aug	% Change	Total
<b>Administrative Law</b>	2024	-	-	-	-	-	-	-	-	-	-	-	-	0	-100%	0
	2023	-	-	1	-	-	-	-	-	-	-	-	-	-	1	▼
<b>Capital Murder</b>	2024	-	-	-	-	-	-	-	-	-	-	-	-	0	0	0
	2023	-	-	-	-	-	-	-	-	-	-	1	-	0	↔	1
<b>Contested Divorce</b>	2024	3	2	3	2	2	2	-	1	-	-	-	-	15	0%	15
	2023	-	1	4	2	1	2	3	2	-	4	1	2	15	↔	22
<b>Domestic and Family - Level 1</b>	2024	1	1	1	1	1	1	2	2	-	-	-	-	10	25%	10
	2023	1	1	-	2	1	-	-	3	-	1	-	-	8	▲	9
<b>Domestic and Family - Level 2</b>	2024	-	-	-	2	-	-	2	-	-	-	-	-	4	0%	4
	2023	-	1	-	2	-	-	1	-	1	-	-	-	4	↔	5
<b>Felonies and Related Matters</b>	2024	46	31	70	54	29	64	66	54	-	-	-	-	414	-19%	414
	2023	49	31	102	73	51	58	48	101	190	34	44	62	513	▼	843
<b>General Civil - Level 1</b>	2024	-	-	-	-	-	-	-	-	-	-	-	-	0	0	0
	2023	-	-	-	-	-	-	-	-	-	-	-	1	0	↔	1
<b>General Civil - Level 2</b>	2024	5	2	1	-	1	1	-	-	-	-	-	-	10	-52%	10
	2023	1	-	3	-	4	6	2	5	2	2	3	3	21	▼	31
<b>General Civil - Level 3</b>	2024	-	1	-	-	1	-	3	2	-	-	-	-	7	-30%	7
	2023	-	1	5	2	2	-	-	-	-	1	1	-	10	▼	12
<b>Miscellaneous Civil</b>	2024	57	51	50	50	46	54	38	60	-	-	-	-	406	-18%	406
	2023	93	88	67	46	51	52	49	49	43	33	33	47	495	▼	651
<b>Misdemeanor</b>	2024	38	21	30	34	34	10	53	39	-	-	-	-	259	27%	259
	2023	34	21	25	33	26	15	21	29	47	19	34	10	204	▲	314
<b>Other</b>	2024	-	-	-	-	1	1	-	-	-	-	-	-	2	100%	2
	2023	-	-	-	-	-	1	-	-	-	-	-	-	1	▲	1
<b>Other Criminally Related Matters</b>	2024	29	6	-	28	4	-	37	-	-	-	-	-	104	70%	104
	2023	12	14	-	15	2	-	15	3	10	-	4	-	61	▲	75
<b>Probates/Wills &amp; Trusts - Level 2</b>	2024	-	2	1	-	4	-	1	-	-	-	-	-	8	-11%	8
	2023	-	2	1	1	1	1	1	1	-	1	-	5	9	▼	15
<b>Uncontested Divorce</b>	2024	1	4	2	4	1	3	3	2	-	-	-	-	20	-20%	20
	2023	2	5	8	1	2	-	2	5	1	1	2	4	25	▼	33

This report reflects data in the case management system. Numbers will update accordingly as reports are refreshed and posted.

Dashboard		Monthly Filings Summary		Jan --- Aug Filings					
<p><b>Court:</b> Martinsville Circuit  <b>Start/End Date:</b> Jan-23 / Aug-24  <b>2023 Average Month:</b> 169  <b>Jan-Aug 2023:</b> 1,413  <b>Filings Trending:</b> ▲</p>	<p><b>Circuit/Court ID:</b> 21 221690  <b>Type of Case:</b> Filings  <b>2024 Average Month:</b> 184  <b>Jan-Aug 2024 :</b> 1,470  <b>Overall AVG. Month:</b> 175</p>	<p style="text-align: center; font-weight: bold; color: #004a87;">Jan 23 - Aug 24</p>		<table style="margin: auto;"> <tr> <td style="text-align: center; width: 50px;"><b>1,470</b></td> <td style="text-align: center; width: 50px;"><b>1,413</b></td> </tr> <tr> <td style="text-align: center; width: 50px;">2024</td> <td style="text-align: center; width: 50px;">2023</td> </tr> </table>		<b>1,470</b>	<b>1,413</b>	2024	2023
<b>1,470</b>	<b>1,413</b>								
2024	2023								

Filings by Division																
Divisions		Jan	Feb	Mar	Apr	May	Jun	Jul	Aug	Sep	Oct	Nov	Dec	Thru Aug	% Change	Total
<b>Total</b>	2024	186	291	170	129	196	132	230	136	-	-	-	-	1,470	4%	1,470
	2023	172	238	211	121	206	150	165	150	109	186	179	140	1,413	▲	2,027
<b>Civil</b>	2024	13	15	17	6	7	18	9	3	-	-	-	-	88	7%	88
	2023	9	7	14	7	13	3	9	20	7	10	5	11	82	▲	115
<b>Criminal</b>	2024	103	225	112	64	128	61	139	78	-	-	-	-	910	0%	910
	2023	109	185	112	69	140	110	105	82	65	123	136	101	912	▼	1,337
<b>Concealed Handgun Permits</b>	2024	12	18	21	19	10	10	14	12	-	-	-	-	116	-3%	116
	2023	14	23	23	9	17	14	9	11	17	12	11	10	120	▼	170
<b>Miscellaneous/Other</b>	2024	58	33	20	40	51	43	68	43	-	-	-	-	356	19%	356
	2023	40	23	62	36	36	23	42	37	20	40	27	18	299	▲	404
<b>Others</b>	2024	-	-	-	-	-	-	-	-	-	-	-	-	0	0	0
	2023	-	-	-	-	-	-	-	-	-	1	-	-	0	↔	1

Filings by Case Category																
Case Categories		Jan	Feb	Mar	Apr	May	Jun	Jul	Aug	Sep	Oct	Nov	Dec	Thru Aug	% Change	Total
<b>Administrative Law</b>	2024	-	-	-	-	1	-	-	-	-	-	-	-	1	1	1
	2023	-	-	-	-	-	-	-	-	-	1	-	-	0	↔	1
<b>Capital Murder</b>	2024	-	1	-	-	-	-	-	-	-	-	-	-	1	1	1
	2023	-	-	-	-	-	-	-	-	-	-	-	-	0	↔	0
<b>Contested Divorce</b>	2024	1	-	-	1	2	-	-	-	-	-	-	-	4	-43%	4
	2023	2	-	1	1	2	-	1	-	-	1	-	-	7	▼	8
<b>Domestic and Family - Level 1</b>	2024	-	-	6	-	1	11	5	-	-	-	-	-	23	53%	23
	2023	-	-	2	2	1	-	-	10	-	-	-	1	15	▲	16
<b>Domestic and Family - Level 2</b>	2024	-	-	-	-	-	-	-	-	-	-	-	-	0	-100%	0
	2023	-	-	1	-	-	-	-	-	-	-	-	2	1	▼	3
<b>Felonies and Related Matters</b>	2024	73	158	77	34	84	35	103	50	-	-	-	-	614	8%	614
	2023	67	128	58	50	89	75	54	48	31	76	97	65	569	▲	838
<b>General Civil - Level 1</b>	2024	-	1	-	-	-	-	-	1	-	-	-	-	2	0%	2
	2023	-	-	-	-	1	-	-	1	-	-	-	1	2	↔	3
<b>General Civil - Level 2</b>	2024	-	3	-	1	1	3	3	-	-	-	-	-	11	-45%	11
	2023	2	2	1	2	4	2	2	5	1	4	-	2	20	▼	27
<b>General Civil - Level 3</b>	2024	8	2	2	2	3	2	1	1	-	-	-	-	21	-57%	21
	2023	3	1	8	12	14	3	2	6	6	3	2	7	49	▼	67
<b>Miscellaneous Civil</b>	2024	19	24	29	30	16	20	33	27	-	-	-	-	198	13%	198
	2023	18	27	33	16	23	22	20	17	27	21	17	17	176	▲	258
<b>Misdemeanor</b>	2024	23	23	29	20	26	20	30	17	-	-	-	-	188	-5%	188
	2023	21	31	29	13	34	26	17	27	19	39	20	30	198	▼	306
<b>Other</b>	2024	49	26	12	29	42	32	48	26	-	-	-	-	264	28%	264
	2023	35	19	52	17	18	12	30	23	9	29	21	9	206	▲	274
<b>Other Criminally Related Matters</b>	2024	7	44	6	10	18	7	6	11	-	-	-	-	109	-25%	109
	2023	21	26	25	6	17	9	34	7	15	8	19	6	145	▼	193
<b>Probates/Wills &amp; Trusts - Level 2</b>	2024	3	4	7	-	2	1	-	2	-	-	-	-	19	138%	19
	2023	2	2	-	-	-	-	1	3	1	4	1	-	8	▲	14
<b>Uncontested Divorce</b>	2024	3	5	2	2	-	1	1	1	-	-	-	-	15	-12%	15
	2023	1	2	1	2	3	1	4	3	-	-	-	2	17	▼	19



CPSS-CCMS-10.01 CASELOAD STATISTICS OF THE CIRCUIT COURTS

Franklin County

January 2023 -- August 2024 Filings

Alexandria and Fairfax Circuit are not Included in State Totals

Dashboard		Monthly Filings Summary		Jan --- Aug Filings			
<b>Court:</b> Franklin County Circuit <b>Start/End Date:</b> Jan-23 / Aug-24 <b>2023 Average Month:</b> 382 <b>Jan-Aug 2023:</b> 3,232 <b>Filings Trending:</b> ▼		<b>Circuit/Court ID:</b> 22 222067 <b>Type of Case:</b> Filings <b>2024 Average Month:</b> 380 <b>Jan-Aug 2024 :</b> 3,042 <b>Overall AVG. Month:</b> 381					

Filings by Division																
Divisions		Jan	Feb	Mar	Apr	May	Jun	Jul	Aug	Sep	Oct	Nov	Dec	Thru Aug	% Change	Total
<b>Total</b>	2024	407	410	387	433	314	433	312	346	-	-	-	-	3,042	-6%	3,042
	2023	361	419	438	496	364	406	302	446	258	452	249	390	3,232	▼	4,581
<b>Civil</b>	2024	28	52	38	37	38	47	52	25	-	-	-	-	317	-20%	317
	2023	45	38	50	39	59	47	67	51	49	55	44	53	396	▼	597
<b>Criminal</b>	2024	181	141	132	227	124	252	106	192	-	-	-	-	1,355	-10%	1,355
	2023	122	177	186	297	148	196	111	262	78	222	63	176	1,499	▼	2,038
<b>Concealed Handgun Permits</b>	2024	142	141	131	96	82	82	98	98	-	-	-	-	870	-13%	870
	2023	147	146	166	135	107	120	88	89	82	135	98	122	998	▼	1,435
<b>Miscellaneous/ Other</b>	2024	56	76	85	73	70	50	56	31	-	-	-	-	497	47%	497
	2023	46	58	36	25	50	43	36	44	49	40	44	39	338	▲	510
<b>Others</b>	2024	-	-	1	-	-	2	-	-	-	-	-	-	3	200%	3
	2023	1	-	-	-	-	-	-	-	-	-	-	-	1	▲	1

Filings by Case Category																
Case Categories		Jan	Feb	Mar	Apr	May	Jun	Jul	Aug	Sep	Oct	Nov	Dec	Thru Aug	% Change	Total
<b>Administrative Law</b>	2024	-	-	-	-	-	-	-	-	-	-	-	-	0	-100%	0
	2023	-	-	-	-	1	1	-	-	-	-	-	-	2	▼	2
<b>Capital Murder</b>	2024	-	-	-	1	-	-	-	-	-	-	-	-	1	0%	1
	2023	-	-	-	-	-	-	-	1	-	-	-	-	1	↔	1
<b>Contested Divorce</b>	2024	3	5	7	1	7	4	4	6	-	-	-	-	37	12%	37
	2023	5	4	8	3	2	2	4	5	3	5	3	1	33	▲	45
<b>Domestic and Family - Level 1</b>	2024	3	22	2	8	10	10	20	5	-	-	-	-	80	-35%	80
	2023	20	11	16	11	12	14	30	10	14	30	10	6	124	▼	184
<b>Domestic and Family - Level 2</b>	2024	3	3	1	2	1	1	-	-	-	-	-	-	11	-50%	11
	2023	4	-	-	4	4	1	3	6	3	3	1	2	22	▼	31
<b>Felonies and Related Matters</b>	2024	136	114	105	178	107	201	94	146	-	-	-	-	1,081	-14%	1,081
	2023	102	158	154	253	124	172	89	209	62	177	52	156	1,261	▼	1,708
<b>General Civil - Level 1</b>	2024	-	-	1	-	-	-	-	1	-	-	-	-	2	0%	2
	2023	-	1	-	-	-	-	1	-	-	1	-	-	2	↔	3
<b>General Civil - Level 2</b>	2024	8	10	7	7	1	8	6	6	-	-	-	-	53	-7%	53
	2023	5	4	8	7	7	6	9	11	8	6	6	7	57	▼	84
<b>General Civil - Level 3</b>	2024	4	2	3	3	7	12	5	2	-	-	-	-	38	-17%	38
	2023	3	5	5	3	17	5	5	3	5	3	8	12	46	▼	74
<b>Miscellaneous Civil</b>	2024	154	162	156	115	95	90	116	108	-	-	-	-	996	-12%	996
	2023	157	167	186	146	125	135	103	110	98	159	119	143	1,129	▼	1,648
<b>Misdemeanor</b>	2024	40	23	21	42	11	47	16	38	-	-	-	-	238	13%	238
	2023	20	17	30	40	21	22	14	46	14	37	8	32	210	▲	301
<b>Other</b>	2024	40	48	56	52	56	45	35	17	-	-	-	-	349	87%	349
	2023	31	34	13	13	28	29	17	22	28	16	20	15	187	▲	266
<b>Other Criminally Related Matters</b>	2024	5	6	7	6	6	4	5	8	-	-	-	-	47	47%	47
	2023	2	2	2	4	3	4	8	7	4	8	3	4	32	▲	51
<b>Probates/Wills &amp; Trusts - Level 1</b>	2024	-	-	1	-	-	1	-	-	-	-	-	-	2	100%	2
	2023	-	-	-	-	-	1	-	-	-	-	-	2	1	▲	3
<b>Probates/Wills &amp; Trusts - Level 2</b>	2024	2	4	4	3	1	5	5	3	-	-	-	-	27	-21%	27
	2023	6	3	5	3	4	5	2	6	4	-	2	2	34	▼	42
<b>Protective Orders</b>	2024	-	-	2	-	-	-	-	-	-	-	-	-	2	-67%	2
	2023	-	2	2	1	-	1	-	-	-	-	3	-	6	▼	9
<b>Uncontested Divorce</b>	2024	9	11	14	15	12	5	6	6	-	-	-	-	78	-8%	78
	2023	6	11	9	8	16	8	17	10	15	7	14	8	85	▼	129

This report reflects data in the case management system. Numbers will update accordingly as reports are refreshed and posted.

**CPSS-CCMS-10.01 CASELOAD STATISTICS OF THE CIRCUIT COURTS**

January 2023 -- August 2024 Filings

Alexandria and Fairfax Circuit are not Included in State Totals

Dashboard		Monthly Filings Summary		Jan --- Aug Filings	
<b>Court:</b> Pittsylvania Circuit	<b>Circuit/Court ID:</b> 22 222143				
<b>Start/End Date:</b> Jan-23 / Aug-24	<b>Type of Case:</b> Filings				
<b>2023 Average Month:</b> 373	<b>2024 Average Month:</b> 408				
<b>Jan-Aug 2023:</b> 3,073	<b>Jan-Aug 2024 :</b> 3,261				
<b>Filings Trending:</b> ▲	<b>Overall AVG. Month:</b> 387				

Filings by Division																
Divisions		Jan	Feb	Mar	Apr	May	Jun	Jul	Aug	Sep	Oct	Nov	Dec	Thru Aug	% Change	Total
<b>Total</b>	2024	468	464	395	464	300	438	372	360	-	-	-	-	3,261	6%	3,261
	2023	461	442	434	304	348	344	328	412	411	362	332	294	3,073	▲	4,472
<b>Civil</b>	2024	28	43	50	48	40	73	42	35	-	-	-	-	359	21%	359
	2023	29	39	49	29	29	47	33	42	39	34	36	24	297	▲	430
<b>Criminal</b>	2024	118	178	63	185	55	173	115	146	-	-	-	-	1,033	10%	1,033
	2023	108	148	116	73	77	127	123	163	145	128	86	86	935	▲	1,380
<b>Concealed Handgun Permits</b>	2024	170	164	203	131	127	78	129	95	-	-	-	-	1,097	-7%	1,097
	2023	201	173	185	137	140	116	109	123	137	138	145	124	1,184	▼	1,728
<b>Miscellaneous/ Other</b>	2024	120	73	79	100	78	114	86	84	-	-	-	-	734	13%	734
	2023	121	82	83	65	101	52	61	84	90	62	64	60	649	▲	925
<b>Others</b>	2024	32	6	-	-	-	-	-	-	-	-	-	-	38	375%	38
	2023	2	-	1	-	1	2	2	-	-	-	1	-	8	▲	9

Filings by Case Category																
Case Categories		Jan	Feb	Mar	Apr	May	Jun	Jul	Aug	Sep	Oct	Nov	Dec	Thru Aug	% Change	Total
<b>Administrative Law</b>	2024	-	-	-	-	-	-	-	-	-	-	-	-	0	-100%	0
	2023	1	-	1	-	-	1	-	-	-	-	-	-	3	▼	3
<b>Capital Murder</b>	2024	-	-	-	-	-	-	3	-	-	-	-	-	3	3	3
	2023	-	-	-	-	-	-	-	-	-	-	-	-	0	↔	0
<b>Contested Divorce</b>	2024	5	3	2	5	10	6	5	2	-	-	-	-	38	9%	38
	2023	5	5	3	1	3	6	5	7	3	5	6	4	35	▲	53
<b>Domestic and Family - Level 1</b>	2024	7	12	17	20	9	41	12	15	-	-	-	-	133	90%	133
	2023	3	12	9	7	8	14	5	12	22	9	4	5	70	▲	110
<b>Domestic and Family - Level 2</b>	2024	-	5	5	2	3	2	4	1	-	-	-	-	22	29%	22
	2023	-	7	4	3	1	1	2	2	2	4	2	2	17	▲	27
<b>Felonies and Related Matters</b>	2024	74	138	44	159	38	128	76	104	-	-	-	-	761	6%	761
	2023	82	117	80	53	54	96	93	142	101	104	70	69	717	▲	1,061
<b>General Civil - Level 1</b>	2024	1	-	-	-	-	-	-	2	-	-	-	-	3	50%	3
	2023	-	-	-	-	1	-	-	1	1	-	-	2	2	▲	5
<b>General Civil - Level 2</b>	2024	3	12	8	2	4	4	6	3	-	-	-	-	42	14%	42
	2023	2	4	6	5	4	6	1	9	1	3	5	2	37	▲	48
<b>General Civil - Level 3</b>	2024	3	7	8	8	4	3	8	4	-	-	-	-	45	-8%	45
	2023	9	4	9	2	5	7	6	7	6	8	5	2	49	▼	70
<b>Miscellaneous Civil</b>	2024	193	191	231	159	151	98	159	122	-	-	-	-	1,304	-6%	1,304
	2023	226	201	215	158	174	136	125	151	161	156	165	142	1,386	▼	2,010
<b>Misdemeanor</b>	2024	38	33	17	23	13	32	28	31	-	-	-	-	215	12%	215
	2023	25	25	35	16	24	27	25	15	40	18	16	15	192	▲	281
<b>Other</b>	2024	126	48	47	73	54	96	51	55	-	-	-	-	550	27%	550
	2023	98	49	48	43	67	31	46	50	64	41	44	43	432	▲	624
<b>Other Criminally Related Matters</b>	2024	6	7	2	3	4	14	8	11	-	-	-	-	55	90%	55
	2023	1	6	2	4	-	5	5	6	5	6	3	2	29	▲	45
<b>Probates/Wills &amp; Trusts - Level 1</b>	2024	-	-	-	-	-	-	-	-	-	-	-	-	0	-100%	0
	2023	-	1	-	1	-	-	-	-	-	1	-	1	2	▼	4
<b>Probates/Wills &amp; Trusts - Level 2</b>	2024	-	-	2	-	2	2	-	2	-	-	-	-	8	-43%	8
	2023	-	5	5	-	1	-	3	-	2	3	2	1	14	▼	22
<b>Uncontested Divorce</b>	2024	12	8	12	10	8	12	12	8	-	-	-	-	82	-7%	82
	2023	9	13	14	10	4	14	14	10	3	6	8	4	88	▼	109

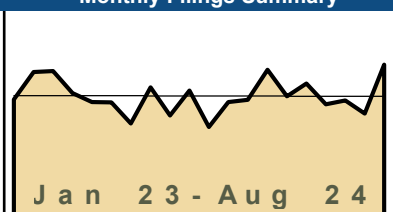
This report reflects data in the case management system. Numbers will update accordingly as reports are refreshed and posted.

Dashboard		Monthly Filings Summary		Jan --- Aug Filings	
<p><b>Court:</b> Danville Circuit  <b>Start/End Date:</b> Jan-23 / Aug-24  <b>2023 Average Month:</b> 399  <b>Jan-Aug 2023:</b> 3,328  <b>Filings Trending:</b> ↔</p>	<p><b>Circuit/Court ID:</b> 22 222590  <b>Type of Case:</b> Filings  <b>2024 Average Month:</b> 414  <b>Jan-Aug 2024 :</b> 3,314  <b>Overall AVG. Month:</b> 405</p>	<p>Jan 23 - Aug 24</p>		<div style="display: flex; justify-content: space-around;"> <div style="text-align: center;"> <p><b>3,314</b></p> <div style="width: 40px; height: 40px; background-color: #f0e68c; margin: 0 auto;"></div> <p>2024</p> </div> <div style="text-align: center;"> <p><b>3,328</b></p> <div style="width: 40px; height: 40px; background-color: #f0e68c; margin: 0 auto;"></div> <p>2023</p> </div> </div>	

Filings by Division																
Divisions		Jan	Feb	Mar	Apr	May	Jun	Jul	Aug	Sep	Oct	Nov	Dec	Thru Aug	% Change	Total
<b>Total</b>	2024	526	436	383	470	335	367	381	416	-	-	-	-	3,314	0%	3,314
	2023	497	529	430	374	407	355	336	400	394	431	360	279	3,328	▼	4,792
<b>Civil</b>	2024	29	38	32	43	35	24	40	29	-	-	-	-	270	27%	270
	2023	20	16	39	30	21	24	23	39	35	22	40	31	212	▲	340
<b>Criminal</b>	2024	319	253	138	258	140	211	189	280	-	-	-	-	1,788	-5%	1,788
	2023	311	343	221	194	208	187	180	244	227	271	187	134	1,888	▼	2,707
<b>Concealed Handgun Permits</b>	2024	47	31	59	53	48	47	37	31	-	-	-	-	353	-20%	353
	2023	64	67	72	58	48	46	47	39	51	42	52	56	441	▼	642
<b>Miscellaneous/ Other</b>	2024	124	102	146	116	112	82	115	74	-	-	-	-	871	12%	871
	2023	99	102	97	92	129	98	86	78	81	96	80	57	781	▲	1,095
<b>Others</b>	2024	7	12	8	-	-	3	-	2	-	-	-	-	32	433%	32
	2023	3	1	1	-	1	-	-	-	-	-	-	1	1	6	▲

Filings by Case Category																
Case Categories		Jan	Feb	Mar	Apr	May	Jun	Jul	Aug	Sep	Oct	Nov	Dec	Thru Aug	% Change	Total
<b>Administrative Law</b>	2024	1	-	-	-	2	1	2	-	-	-	-	-	6	100%	6
	2023	-	-	-	-	-	1	1	1	-	-	-	-	-	3	▲
<b>Capital Murder</b>	2024	-	-	-	-	-	-	-	-	-	-	-	-	0	-100%	0
	2023	-	-	-	2	-	-	-	-	-	-	-	-	-	2	▼
<b>Contested Divorce</b>	2024	8	3	3	4	4	1	4	-	-	-	-	-	27	69%	27
	2023	-	1	5	2	3	1	2	2	3	-	3	1	16	▲	23
<b>Domestic and Family - Level 1</b>	2024	1	6	4	8	4	2	4	8	-	-	-	-	37	-3%	37
	2023	6	3	9	3	3	1	8	5	11	9	6	12	38	▼	76
<b>Domestic and Family - Level 2</b>	2024	2	2	4	11	2	1	-	1	-	-	-	-	23	130%	23
	2023	-	-	1	7	1	-	1	-	-	1	-	12	10	▲	23
<b>Felonies and Related Matters</b>	2024	214	174	79	170	80	137	124	179	-	-	-	-	1,157	-13%	1,157
	2023	208	247	144	139	142	133	136	181	162	207	153	85	1,330	▼	1,937
<b>General Civil - Level 1</b>	2024	2	1	-	2	1	2	-	1	-	-	-	-	9	200%	9
	2023	-	-	1	-	1	1	-	-	1	-	-	2	3	▲	6
<b>General Civil - Level 2</b>	2024	7	4	6	8	6	3	9	7	-	-	-	-	50	28%	50
	2023	7	2	6	2	8	4	5	5	4	5	4	3	39	▲	55
<b>General Civil - Level 3</b>	2024	6	10	6	7	6	8	7	3	-	-	-	-	53	-26%	53
	2023	11	8	13	9	8	4	5	14	5	5	13	7	72	▼	102
<b>Miscellaneous Civil</b>	2024	63	58	89	63	65	59	54	51	-	-	-	-	502	-13%	502
	2023	79	88	91	69	64	63	65	60	68	56	66	65	579	▼	834
<b>Misdemeanor</b>	2024	99	85	40	61	49	66	61	89	-	-	-	-	550	12%	550
	2023	94	91	58	45	53	55	35	61	60	57	47	38	492	▲	694
<b>Other</b>	2024	110	82	123	101	92	72	99	54	-	-	-	-	733	22%	733
	2023	80	77	72	77	103	76	65	49	58	77	59	43	599	▲	836
<b>Other Criminally Related Matters</b>	2024	6	4	22	29	11	8	14	14	-	-	-	-	108	17%	108
	2023	9	7	20	13	13	12	10	8	11	8	4	11	92	▲	126
<b>Probates/Wills &amp; Trusts - Level 1</b>	2024	-	-	-	-	-	-	-	1	-	-	-	-	1	1	1
	2023	-	-	-	-	-	-	-	-	-	-	-	-	0	↔	0
<b>Probates/Wills &amp; Trusts - Level 2</b>	2024	-	-	1	1	3	-	-	3	-	-	-	-	8	-43%	8
	2023	-	1	2	2	1	-	3	5	2	2	-	-	14	▼	18
<b>Uncontested Divorce</b>	2024	7	7	6	5	10	7	3	5	-	-	-	-	50	28%	50
	2023	3	4	8	4	7	4	-	9	9	4	5	-	39	▲	57

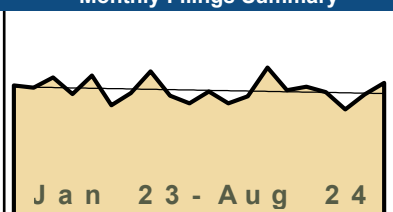
This report reflects data in the case management system. Numbers will update accordingly as reports are refreshed and posted.

Dashboard		Monthly Filings Summary		Jan --- Aug Filings					
<p><b>Court:</b> Roanoke County Circuit  <b>Start/End Date:</b> Jan-23 / Aug-24  <b>2023 Average Month:</b> 445  <b>Jan-Aug 2023:</b> 3,709  <b>Filings Trending:</b> ↔</p>	<p><b>Circuit/Court ID:</b> 23 223161  <b>Type of Case:</b> Filings  <b>2024 Average Month:</b> 472  <b>Jan-Aug 2024 :</b> 3,779  <b>Overall AVG. Month:</b> 456</p>	 <p>Jan 23 - Aug 24</p>		<table border="1" style="margin: auto;"> <tr> <td style="text-align: center; width: 50px;">3,779</td> <td style="text-align: center; width: 50px;">3,709</td> </tr> <tr> <td style="text-align: center;">2024</td> <td style="text-align: center;">2023</td> </tr> </table>		3,779	3,709	2024	2023
3,779	3,709								
2024	2023								

Filings by Division																
Divisions		Jan	Feb	Mar	Apr	May	Jun	Jul	Aug	Sep	Oct	Nov	Dec	Thru Aug	% Change	Total
<b>Total</b>	2024	441	555	454	503	424	439	388	575	-	-	-	-	3,779	2%	3,779
	2023	442	547	550	467	433	431	351	488	381	476	337	432	3,709	▲	5,335
<b>Civil</b>	2024	48	74	56	67	68	63	87	59	-	-	-	-	522	22%	522
	2023	55	50	64	50	46	52	54	57	46	64	40	50	428	▲	628
<b>Criminal</b>	2024	137	211	114	200	134	187	116	268	-	-	-	-	1,367	5%	1,367
	2023	127	209	156	178	141	174	102	219	132	181	92	191	1,306	▲	1,902
<b>Concealed Handgun Permits</b>	2024	180	202	176	144	132	126	133	163	-	-	-	-	1,256	-12%	1,256
	2023	200	221	237	164	192	160	130	130	133	145	150	128	1,434	▼	1,990
<b>Miscellaneous/ Other</b>	2024	76	68	108	92	90	63	52	84	-	-	-	-	633	17%	633
	2023	60	67	93	75	54	45	65	82	70	86	55	63	541	▲	815
<b>Others</b>	2024	-	-	-	-	-	-	-	1	-	-	-	-	1	1	1
	2023	-	-	-	-	-	-	-	-	-	-	-	-	0	↔	0

Filings by Case Category																
Case Categories		Jan	Feb	Mar	Apr	May	Jun	Jul	Aug	Sep	Oct	Nov	Dec	Thru Aug	% Change	Total
<b>Administrative Law</b>	2024	1	-	-	1	-	1	2	-	-	-	-	-	5	150%	5
	2023	-	1	1	-	-	-	-	-	-	1	-	-	2	▲	3
<b>Capital Murder</b>	2024	-	-	-	-	-	-	-	-	-	-	-	-	0	-100%	0
	2023	-	-	-	-	-	1	-	-	-	-	-	-	1	▼	1
<b>Contested Divorce</b>	2024	4	3	9	2	9	6	6	6	-	-	-	-	45	-6%	45
	2023	7	4	10	6	4	5	5	7	6	9	5	5	48	▼	73
<b>Domestic and Family - Level 1</b>	2024	11	23	7	24	9	4	12	9	-	-	-	-	99	80%	99
	2023	3	6	6	9	13	2	8	8	4	12	3	5	55	▲	79
<b>Domestic and Family - Level 2</b>	2024	2	5	2	1	3	5	3	2	-	-	-	-	23	0%	23
	2023	3	3	5	3	2	1	3	3	2	4	5	-	23	↔	34
<b>Felonies and Related Matters</b>	2024	98	166	91	157	103	152	89	217	-	-	-	-	1,073	5%	1,073
	2023	106	182	125	129	107	127	82	168	107	134	66	152	1,026	▲	1,485
<b>General Civil - Level 1</b>	2024	3	1	-	2	-	4	-	-	-	-	-	-	10	150%	10
	2023	-	1	1	1	-	1	-	-	-	1	-	-	4	▲	5
<b>General Civil - Level 2</b>	2024	7	8	15	10	15	7	14	14	-	-	-	-	90	20%	90
	2023	10	9	8	9	10	10	9	10	12	8	6	10	75	▲	111
<b>General Civil - Level 3</b>	2024	4	9	9	4	10	11	22	7	-	-	-	-	76	25%	76
	2023	9	3	7	4	6	14	10	8	5	6	5	15	61	▲	92
<b>Miscellaneous Civil</b>	2024	226	244	222	178	167	159	161	203	-	-	-	-	1,560	-11%	1,560
	2023	239	254	296	209	224	185	166	178	183	185	173	160	1,751	▼	2,452
<b>Misdemeanor</b>	2024	30	35	14	33	24	29	16	41	-	-	-	-	222	2%	222
	2023	15	21	24	45	27	34	16	36	21	34	14	31	218	▲	318
<b>Other</b>	2024	29	27	59	54	50	27	28	45	-	-	-	-	319	50%	319
	2023	21	37	33	25	18	19	26	34	19	41	32	27	213	▲	332
<b>Other Criminally Related Matters</b>	2024	9	15	9	10	7	7	11	11	-	-	-	-	79	30%	79
	2023	6	6	7	4	7	12	4	15	4	14	12	8	61	▲	99
<b>Probates/Wills &amp; Trusts - Level 1</b>	2024	1	-	-	-	1	2	1	-	-	-	-	-	5	25%	5
	2023	-	1	-	-	-	2	-	1	-	1	-	1	4	▲	6
<b>Probates/Wills &amp; Trusts - Level 2</b>	2024	4	3	5	7	6	4	7	5	-	-	-	-	41	14%	41
	2023	5	6	2	4	6	4	3	6	3	8	5	3	36	▲	55
<b>Uncontested Divorce</b>	2024	12	16	12	20	20	21	16	15	-	-	-	-	132	1%	132
	2023	18	13	25	19	9	14	19	14	15	18	11	15	131	▲	190

This report reflects data in the case management system. Numbers will update accordingly as reports are refreshed and posted.

Dashboard		Monthly Filings Summary		Jan --- Aug Filings					
<p><b>Court:</b> Roanoke Circuit  <b>Start/End Date:</b> Jan-23 / Aug-24  <b>2023 Average Month:</b> 477  <b>Jan-Aug 2023:</b> 3,942  <b>Filings Trending:</b> ▼</p>	<p><b>Circuit/Court ID:</b> 23 223770  <b>Type of Case:</b> Filings  <b>2024 Average Month:</b> 479  <b>Jan-Aug 2024 :</b> 3,828  <b>Overall AVG. Month:</b> 478</p>	 <p>Jan 23 - Aug 24</p>		<table border="1" style="margin: auto;"> <tr> <td style="text-align: center; width: 50px;">3,828</td> <td style="text-align: center; width: 50px;">3,942</td> </tr> <tr> <td style="text-align: center;">2024</td> <td style="text-align: center;">2023</td> </tr> </table>		3,828	3,942	2024	2023
3,828	3,942								
2024	2023								

Filings by Division																
Divisions		Jan	Feb	Mar	Apr	May	Jun	Jul	Aug	Sep	Oct	Nov	Dec	Thru Aug	% Change	Total
<b>Total</b>	2024	454	564	477	491	470	404	462	506	-	-	-	-	3,828	-3%	3,828
	2023	496	487	526	463	534	420	467	549	457	428	472	427	3,942	▼	5,726
<b>Civil</b>	2024	90	119	83	117	117	89	111	107	-	-	-	-	833	-8%	833
	2023	94	98	118	104	104	108	112	163	113	88	81	113	901	▼	1,296
<b>Criminal</b>	2024	163	214	163	183	155	121	129	165	-	-	-	-	1,293	-7%	1,293
	2023	186	192	199	147	187	130	168	187	156	162	183	153	1,396	▼	2,050
<b>Concealed Handgun Permits</b>	2024	69	102	117	81	70	75	79	113	-	-	-	-	706	-11%	706
	2023	106	95	121	106	118	99	69	78	75	74	85	53	792	▼	1,079
<b>Miscellaneous/ Other</b>	2024	132	129	113	109	128	119	142	121	-	-	-	-	993	17%	993
	2023	110	101	88	105	125	83	118	121	113	103	123	108	851	▲	1,298
<b>Others</b>	2024	-	-	1	1	-	-	1	-	-	-	-	-	3	50%	3
	2023	-	1	-	1	-	-	-	-	-	1	-	-	2	▲	3

Filings by Case Category																
Case Categories		Jan	Feb	Mar	Apr	May	Jun	Jul	Aug	Sep	Oct	Nov	Dec	Thru Aug	% Change	Total
<b>Administrative Law</b>	2024	1	-	1	-	-	-	-	-	-	-	-	-	2	0%	2
	2023	-	1	1	-	-	-	-	-	1	-	-	-	2	↔	3
<b>Capital Murder</b>	2024	-	-	-	-	-	-	-	-	-	-	-	-	0	-100%	0
	2023	3	-	-	-	-	-	-	-	-	-	-	-	3	▼	3
<b>Contested Divorce</b>	2024	9	7	7	15	11	5	11	12	-	-	-	-	77	1%	77
	2023	9	7	8	16	10	7	7	12	10	4	14	8	76	▲	112
<b>Domestic and Family - Level 1</b>	2024	21	37	21	25	21	33	32	21	-	-	-	-	211	-28%	211
	2023	29	25	22	20	25	42	62	68	45	33	14	39	293	▼	424
<b>Domestic and Family - Level 2</b>	2024	10	7	6	7	8	5	2	5	-	-	-	-	50	61%	50
	2023	3	8	8	2	1	1	2	6	6	2	4	2	31	▲	45
<b>Felonies and Related Matters</b>	2024	110	168	131	135	116	94	87	113	-	-	-	-	954	-8%	954
	2023	136	142	152	109	139	87	133	141	121	132	137	113	1,039	▼	1,542
<b>General Civil - Level 1</b>	2024	2	4	2	1	1	1	1	2	-	-	-	-	14	-50%	14
	2023	-	2	6	7	5	3	3	2	1	-	-	-	28	▼	29
<b>General Civil - Level 2</b>	2024	25	24	12	28	34	19	26	20	-	-	-	-	188	44%	188
	2023	12	17	20	11	13	17	12	29	10	17	16	15	131	▲	189
<b>General Civil - Level 3</b>	2024	5	16	6	8	8	5	16	12	-	-	-	-	76	-20%	76
	2023	4	7	22	12	11	9	17	13	6	5	10	9	95	▼	125
<b>Miscellaneous Civil</b>	2024	118	143	158	123	125	124	132	171	-	-	-	-	1,094	-8%	1,094
	2023	152	142	159	151	187	132	122	142	107	110	137	85	1,187	▼	1,626
<b>Misdemeanor</b>	2024	32	34	18	28	20	12	18	35	-	-	-	-	197	-6%	197
	2023	25	38	27	18	28	27	22	24	23	18	21	42	209	▼	313
<b>Other</b>	2024	73	87	72	67	71	74	88	66	-	-	-	-	598	30%	598
	2023	68	56	52	61	60	47	61	55	83	68	68	71	460	▲	750
<b>Other Criminally Related Matters</b>	2024	22	20	15	21	19	15	25	19	-	-	-	-	156	5%	156
	2023	22	13	21	22	20	16	13	22	12	15	25	13	149	▲	214
<b>Probates/Wills &amp; Trusts - Level 1</b>	2024	-	2	1	-	1	2	1	-	-	-	-	-	7	75%	7
	2023	-	-	2	-	-	1	-	1	-	-	-	-	4	▲	4
<b>Probates/Wills &amp; Trusts - Level 2</b>	2024	2	1	4	6	6	3	3	6	-	-	-	-	31	-23%	31
	2023	3	11	3	5	8	6	2	2	3	3	3	6	40	▼	55
<b>Protective Orders</b>	2024	-	-	-	1	-	-	-	-	-	-	-	-	1	1	1
	2023	-	-	-	-	-	-	-	-	-	-	-	-	0	↔	0
<b>Uncontested Divorce</b>	2024	24	14	23	26	29	12	20	24	-	-	-	-	172	-12%	172
	2023	30	18	23	29	27	25	11	32	29	21	23	24	195	▼	292



Dashboard		Monthly Filings Summary		Jan --- Aug Filings					
<p><b>Court:</b> Salem Circuit  <b>Start/End Date:</b> Jan-23 / Aug-24  <b>2023 Average Month:</b> 107  <b>Jan-Aug 2023:</b> 878  <b>Filings Trending:</b> ↔</p>	<p><b>Circuit/Court ID:</b> 23 223775  <b>Type of Case:</b> Filings  <b>2024 Average Month:</b> 111  <b>Jan-Aug 2024 :</b> 890  <b>Overall AVG. Month:</b> 109</p>	<p style="font-weight: bold; font-size: 1.2em;">Jan 23 - Aug 24</p>		<table border="1" style="margin: auto;"> <tr> <td style="width: 50%; text-align: center;"><b>890</b></td> <td style="width: 50%; text-align: center;"><b>878</b></td> </tr> <tr> <td style="text-align: center;">2024</td> <td style="text-align: center;">2023</td> </tr> </table>		<b>890</b>	<b>878</b>	2024	2023
<b>890</b>	<b>878</b>								
2024	2023								

Filings by Division																
Divisions		Jan	Feb	Mar	Apr	May	Jun	Jul	Aug	Sep	Oct	Nov	Dec	Thru Aug	% Change	Total
<b>Total</b>	2024	87	103	117	122	160	56	128	117	-	-	-	-	890	1%	890
	2023	126	118	119	88	91	125	91	120	94	87	125	102	878	▲	1,286
<b>Civil</b>	2024	18	18	15	17	26	10	21	25	-	-	-	-	150	38%	150
	2023	13	19	9	10	15	14	12	17	16	18	14	13	109	▲	170
<b>Criminal</b>	2024	28	47	46	62	98	20	65	38	-	-	-	-	404	-4%	404
	2023	61	50	57	43	33	63	52	62	48	25	71	55	421	▼	620
<b>Concealed Handgun Permits</b>	2024	35	33	46	30	28	18	31	39	-	-	-	-	260	-4%	260
	2023	46	39	37	26	33	37	22	31	24	36	30	28	271	▼	389
<b>Miscellaneous/ Other</b>	2024	6	5	10	13	8	8	11	15	-	-	-	-	76	0%	76
	2023	6	10	15	9	10	11	5	10	6	8	10	6	76	↔	106
<b>Others</b>	2024	-	-	-	-	-	-	-	-	-	-	-	-	0	-100%	0
	2023	-	-	1	-	-	-	-	-	-	-	-	-	1	▼	1

Filings by Case Category																
Case Categories		Jan	Feb	Mar	Apr	May	Jun	Jul	Aug	Sep	Oct	Nov	Dec	Thru Aug	% Change	Total
<b>Administrative Law</b>	2024	-	-	-	-	-	-	-	1	-	-	-	-	1	1	1
	2023	-	-	-	-	-	-	-	-	-	-	-	-	0	↔	0
<b>Contested Divorce</b>	2024	2	3	3	1	1	-	4	3	-	-	-	-	17	55%	17
	2023	-	-	2	-	3	2	1	3	3	2	3	-	11	▲	19
<b>Domestic and Family - Level 1</b>	2024	1	2	2	8	7	1	-	3	-	-	-	-	24	-17%	24
	2023	3	11	-	4	2	3	2	4	3	3	1	3	29	▼	39
<b>Domestic and Family - Level 2</b>	2024	2	-	-	-	1	1	3	1	-	-	-	-	8	-11%	8
	2023	-	2	-	1	1	3	1	1	-	1	1	-	9	▼	11
<b>Felonies and Related Matters</b>	2024	21	36	32	40	91	10	56	33	-	-	-	-	319	-5%	319
	2023	41	38	53	37	23	56	32	55	45	26	49	43	335	▼	498
<b>General Civil - Level 1</b>	2024	-	1	-	1	-	-	-	-	-	-	-	-	2	0%	2
	2023	-	-	1	-	1	-	-	-	-	-	-	-	2	↔	2
<b>General Civil - Level 2</b>	2024	9	6	3	3	5	4	8	7	-	-	-	-	45	55%	45
	2023	4	2	9	1	2	5	3	3	4	3	2	1	29	▲	39
<b>General Civil - Level 3</b>	2024	-	1	1	2	2	2	3	4	-	-	-	-	15	150%	15
	2023	1	2	2	-	-	1	-	-	-	-	2	3	6	▲	11
<b>Miscellaneous Civil</b>	2024	41	38	55	41	36	24	40	51	-	-	-	-	326	-2%	326
	2023	54	49	41	34	43	45	27	41	28	43	39	32	334	▼	476
<b>Misdemeanor</b>	2024	6	8	9	21	5	8	6	10	-	-	-	-	73	-1%	73
	2023	18	8	4	5	9	7	19	4	3	-	22	9	74	▼	108
<b>Other</b>	2024	1	1	-	1	-	-	-	-	-	-	-	-	3	50%	3
	2023	-	-	2	-	-	-	-	-	-	1	-	-	2	▲	3
<b>Other Criminally Related Matters</b>	2024	3	3	5	1	2	2	3	-	-	-	-	-	19	46%	19
	2023	2	4	-	2	1	-	1	3	-	1	-	4	13	▲	18
<b>Probates/Wills &amp; Trusts - Level 1</b>	2024	-	-	1	-	1	-	-	-	-	-	-	-	2	0%	2
	2023	-	-	1	1	-	-	-	-	-	-	-	-	2	↔	2
<b>Probates/Wills &amp; Trusts - Level 2</b>	2024	1	-	3	-	3	3	2	-	-	-	-	-	12	33%	12
	2023	-	-	1	3	2	1	-	2	2	3	2	2	9	▲	18
<b>Uncontested Divorce</b>	2024	-	4	3	3	6	1	3	4	-	-	-	-	24	4%	24
	2023	3	2	3	-	4	2	5	4	6	4	4	5	23	▲	42



Dashboard		Monthly Filings Summary		Jan --- Aug Filings					
<p><b>Court:</b> Amherst Circuit  <b>Start/End Date:</b> Jan-23 / Aug-24  <b>2023 Average Month:</b> 216  <b>Jan-Aug 2023:</b> 1,783  <b>Filings Trending:</b> ↔</p>	<p><b>Circuit/Court ID:</b> 24 224009  <b>Type of Case:</b> Filings  <b>2024 Average Month:</b> 227  <b>Jan-Aug 2024 :</b> 1,812  <b>Overall AVG. Month:</b> 220</p>	<p style="text-align: center; font-weight: bold; font-size: 1.2em;">Jan 23 - Aug 24</p>		<table border="1" style="margin: auto; border-collapse: collapse;"> <tr> <td style="text-align: center; width: 50px;"><b>1,812</b></td> <td style="text-align: center; width: 50px;"><b>1,783</b></td> </tr> <tr> <td style="text-align: center; width: 50px;">2024</td> <td style="text-align: center; width: 50px;">2023</td> </tr> </table>		<b>1,812</b>	<b>1,783</b>	2024	2023
<b>1,812</b>	<b>1,783</b>								
2024	2023								


Filings by Division																
Divisions		Jan	Feb	Mar	Apr	May	Jun	Jul	Aug	Sep	Oct	Nov	Dec	Thru Aug	% Change	Total
<b>Total</b>	2024	228	238	207	235	262	217	182	243	-	-	-	-	1,812	2%	1,812
	2023	285	202	233	199	228	232	196	208	229	225	153	207	1,783	▲	2,597
<b>Civil</b>	2024	15	23	20	17	31	18	13	15	-	-	-	-	152	-13%	152
	2023	25	9	28	24	30	27	16	16	19	35	7	11	175	▼	247
<b>Criminal</b>	2024	67	87	63	51	81	67	63	92	-	-	-	-	571	10%	571
	2023	91	53	53	59	53	76	75	57	95	66	41	63	517	▲	782
<b>Concealed Handgun Permits</b>	2024	75	81	67	83	74	50	55	60	-	-	-	-	545	-7%	545
	2023	95	82	92	74	72	65	50	55	53	84	66	65	585	▼	853
<b>Miscellaneous/ Other</b>	2024	71	47	57	83	76	82	51	76	-	-	-	-	543	8%	543
	2023	74	57	59	42	73	64	55	80	62	40	39	68	504	▲	713
<b>Others</b>	2024	-	-	-	1	-	-	-	-	-	-	-	-	1	-50%	1
	2023	-	1	1	-	-	-	-	-	-	-	-	-	2	▼	2

Filings by Case Category																
Case Categories		Jan	Feb	Mar	Apr	May	Jun	Jul	Aug	Sep	Oct	Nov	Dec	Thru Aug	% Change	Total
<b>Administrative Law</b>	2024	-	-	-	-	-	-	-	-	-	-	-	-	0	-100%	0
	2023	-	-	-	-	-	1	-	-	1	-	-	-	1	▼	2
<b>Capital Murder</b>	2024	1	1	-	-	1	-	-	-	-	-	-	-	3	200%	3
	2023	-	-	-	-	-	-	1	-	-	-	-	-	1	▲	1
<b>Contested Divorce</b>	2024	3	-	1	2	4	1	1	1	-	-	-	-	13	0%	13
	2023	2	2	3	1	2	2	-	1	-	1	-	-	13	↔	14
<b>Domestic and Family - Level 1</b>	2024	-	3	5	3	16	-	-	4	-	-	-	-	31	-46%	31
	2023	8	-	14	10	5	15	1	4	10	19	2	2	57	▼	90
<b>Domestic and Family - Level 2</b>	2024	3	1	2	1	-	6	3	2	-	-	-	-	18	29%	18
	2023	2	3	2	3	1	-	2	1	-	1	-	1	14	▲	16
<b>Felonies and Related Matters</b>	2024	55	49	38	30	24	39	47	77	-	-	-	-	359	18%	359
	2023	43	31	32	38	34	49	44	32	54	37	30	44	303	▲	468
<b>General Civil - Level 2</b>	2024	3	2	5	4	6	7	4	4	-	-	-	-	35	17%	35
	2023	4	4	1	2	3	1	9	6	4	3	1	1	30	▲	39
<b>General Civil - Level 3</b>	2024	-	8	4	1	-	-	1	-	-	-	-	-	14	0%	14
	2023	1	-	3	2	3	3	-	2	2	3	2	-	14	↔	21
<b>Miscellaneous Civil</b>	2024	87	90	79	107	84	63	64	72	-	-	-	-	646	-4%	646
	2023	104	93	103	85	87	73	59	67	71	94	76	83	671	▼	995
<b>Misdemeanor</b>	2024	9	25	23	14	10	13	14	13	-	-	-	-	121	-12%	121
	2023	26	17	17	13	20	12	20	12	20	8	9	17	137	▼	191
<b>Other</b>	2024	58	38	45	58	66	67	43	62	-	-	-	-	437	5%	437
	2023	63	47	49	31	58	56	45	68	43	29	29	51	417	▲	569
<b>Other Criminally Related Matters</b>	2024	2	12	2	7	46	15	2	2	-	-	-	-	88	4%	88
	2023	22	5	4	8	8	15	10	13	21	21	2	2	85	▲	131
<b>Probates/Wills &amp; Trusts - Level 1</b>	2024	-	-	-	-	-	-	-	-	-	-	-	-	0	-100%	0
	2023	-	-	1	-	1	-	-	-	1	1	-	-	2	▼	4
<b>Probates/Wills &amp; Trusts - Level 2</b>	2024	3	1	-	2	1	2	1	1	-	-	-	-	11	38%	11
	2023	3	-	2	1	-	-	1	1	-	1	-	-	8	▲	9
<b>Uncontested Divorce</b>	2024	4	8	3	6	4	4	2	5	-	-	-	-	36	20%	36
	2023	7	-	2	5	6	5	4	1	2	7	2	6	30	▲	47

Dashboard	Monthly Filings Summary	Jan --- Aug Filings				
<p><b>Court:</b> Bedford Circuit  <b>Start/End Date:</b> Jan-23 / Aug-24  <b>2023 Average Month:</b> 451  <b>Jan-Aug 2023:</b> 3,809  <b>Filings Trending:</b> ▼</p> <p><b>Circuit/Court ID:</b> 24 224019  <b>Type of Case:</b> Filings  <b>2024 Average Month:</b> 437  <b>Jan-Aug 2024 :</b> 3,499  <b>Overall AVG. Month:</b> 446</p>	<p>Jan 23 - Aug 24</p>	<table border="1" style="margin: auto;"> <tr> <td style="width: 50px; height: 50px; background-color: #f0e68c; text-align: center; font-weight: bold;">3,499</td> <td style="width: 50px; height: 50px; background-color: #f0e68c; text-align: center; font-weight: bold;">3,809</td> </tr> <tr> <td style="text-align: center; font-size: small;">2024</td> <td style="text-align: center; font-size: small;">2023</td> </tr> </table>	3,499	3,809	2024	2023
3,499	3,809					
2024	2023					

Filings by Division																
Divisions		Jan	Feb	Mar	Apr	May	Jun	Jul	Aug	Sep	Oct	Nov	Dec	Thru Aug	% Change	Total
<b>Total</b>	2024	436	538	476	394	406	353	418	478	-	-	-	-	3,499	-8%	3,499
	2023	535	466	573	466	486	460	392	431	388	447	429	344	3,809	▼	5,417
<b>Civil</b>	2024	47	74	64	66	49	37	55	61	-	-	-	-	453	-7%	453
	2023	42	67	66	62	70	67	50	63	64	78	49	38	487	▼	716
<b>Criminal</b>	2024	89	149	123	86	114	109	101	119	-	-	-	-	890	-10%	890
	2023	119	84	137	136	127	137	107	139	118	88	101	90	986	▼	1,383
<b>Concealed Handgun Permits</b>	2024	222	232	215	174	149	146	172	219	-	-	-	-	1,529	-15%	1,529
	2023	325	260	275	211	209	192	172	160	154	219	219	158	1,804	▼	2,554
<b>Miscellaneous/ Other</b>	2024	78	83	73	68	94	61	90	79	-	-	-	-	626	18%	626
	2023	49	55	95	57	79	64	63	69	52	62	60	58	531	▲	763
<b>Others</b>	2024	-	-	1	-	-	-	-	-	-	-	-	-	1	0%	1
	2023	-	-	-	-	1	-	-	-	-	-	-	-	1	↔	1

Filings by Case Category																
Case Categories		Jan	Feb	Mar	Apr	May	Jun	Jul	Aug	Sep	Oct	Nov	Dec	Thru Aug	% Change	Total
<b>Administrative Law</b>	2024	-	-	1	-	-	-	-	-	-	-	-	-	1	-50%	1
	2023	-	-	-	-	-	1	1	-	-	-	1	-	2	▼	3
<b>Capital Murder</b>	2024	-	-	-	-	-	-	-	-	-	-	-	-	0	-100%	0
	2023	-	-	-	-	-	-	1	-	-	-	-	-	1	▼	1
<b>Contested Divorce</b>	2024	7	5	7	1	4	5	4	4	-	-	-	-	37	-29%	37
	2023	6	8	9	3	2	11	5	8	6	2	1	2	52	▼	63
<b>Domestic and Family - Level 1</b>	2024	7	19	16	19	22	10	10	17	-	-	-	-	120	58%	120
	2023	9	8	9	12	10	9	11	8	20	21	14	7	76	▲	138
<b>Domestic and Family - Level 2</b>	2024	5	8	8	2	3	2	4	6	-	-	-	-	38	-40%	38
	2023	4	17	5	9	4	7	5	12	7	3	4	3	63	▼	80
<b>Felonies and Related Matters</b>	2024	73	117	74	55	60	83	64	83	-	-	-	-	609	-14%	609
	2023	93	67	106	113	94	66	85	88	83	38	75	55	712	▼	963
<b>General Civil - Level 1</b>	2024	1	-	-	-	-	-	-	-	-	-	-	-	1	-67%	1
	2023	1	1	-	-	1	-	-	-	1	2	-	-	3	▼	6
<b>General Civil - Level 2</b>	2024	10	9	11	16	10	3	9	17	-	-	-	-	85	-13%	85
	2023	9	9	15	16	17	5	12	15	10	23	10	7	98	▼	148
<b>General Civil - Level 3</b>	2024	8	6	2	6	2	5	7	11	-	-	-	-	47	-20%	47
	2023	4	7	7	8	14	10	8	1	3	9	7	10	59	▼	88
<b>Miscellaneous Civil</b>	2024	252	274	250	203	196	181	214	256	-	-	-	-	1,826	-12%	1,826
	2023	356	289	323	240	242	221	209	200	182	250	250	185	2,080	▼	2,947
<b>Misdemeanor</b>	2024	11	20	26	14	39	20	27	13	-	-	-	-	170	24%	170
	2023	13	8	19	5	17	12	21	42	15	24	20	24	137	▲	220
<b>Other</b>	2024	43	43	35	37	41	25	46	36	-	-	-	-	306	31%	306
	2023	15	25	41	25	45	32	23	28	20	27	26	30	234	▲	337
<b>Other Criminally Related Matters</b>	2024	5	12	23	22	15	6	10	23	-	-	-	-	116	-21%	116
	2023	13	9	14	21	21	60	-	9	20	26	6	11	147	▼	210
<b>Probates/Wills &amp; Trusts - Level 1</b>	2024	-	-	-	1	1	-	-	-	-	-	-	-	2	-60%	2
	2023	2	-	-	-	-	-	-	3	-	1	-	-	5	▼	6
<b>Probates/Wills &amp; Trusts - Level 2</b>	2024	1	4	5	4	1	2	3	3	-	-	-	-	23	-39%	23
	2023	2	4	5	2	5	11	4	5	8	4	-	2	38	▼	52
<b>Uncontested Divorce</b>	2024	13	21	18	14	12	11	20	9	-	-	-	-	118	16%	118
	2023	8	14	20	12	14	15	7	12	13	17	15	8	102	▲	155

Dashboard	Monthly Filings Summary	Jan --- Aug Filings						
<p><b>Court:</b> Campbell Circuit  <b>Start/End Date:</b> Jan-23 / Aug-24  <b>2023 Average Month:</b> 282  <b>Jan-Aug 2023:</b> 2,363  <b>Filings Trending:</b> ▲</p>	<p><b>Circuit/Court ID:</b> 24 224031  <b>Type of Case:</b> Filings  <b>2024 Average Month:</b> 304  <b>Jan-Aug 2024 :</b> 2,431  <b>Overall AVG. Month:</b> 291</p>  <p style="text-align: center;">Jan 23 - Aug 24</p>	<table style="width:100%; text-align: center;"> <tr> <td style="font-size: 24pt; font-weight: bold;">2,431</td> <td style="font-size: 24pt; font-weight: bold;">2,363</td> </tr> <tr> <td style="width: 50%; height: 40px; background-color: #f0f0f0;"></td> <td style="width: 50%; height: 40px; background-color: #f0f0f0;"></td> </tr> <tr> <td style="font-weight: bold;">2024</td> <td style="font-weight: bold;">2023</td> </tr> </table>	2,431	2,363			2024	2023
2,431	2,363							
2024	2023							

Filings by Division																
Divisions		Jan	Feb	Mar	Apr	May	Jun	Jul	Aug	Sep	Oct	Nov	Dec	Thru Aug	% Change	Total
<b>Total</b>	2024	304	320	346	298	338	274	280	271	-	-	-	-	2,431	3%	2,431
	2023	364	329	347	281	300	311	204	227	217	263	265	281	2,363	▲	3,389
<b>Civil</b>	2024	37	41	33	43	38	39	51	43	-	-	-	-	325	-1%	325
	2023	29	44	41	38	45	63	31	37	19	27	33	33	328	▼	440
<b>Criminal</b>	2024	87	84	108	77	153	96	94	78	-	-	-	-	777	11%	777
	2023	102	87	102	78	91	137	50	53	78	76	65	90	700	▲	1,009
<b>Concealed Handgun Permits</b>	2024	144	151	154	130	109	106	101	112	-	-	-	-	1,007	-7%	1,007
	2023	192	173	165	134	128	93	92	109	90	124	126	130	1,086	▼	1,556
<b>Miscellaneous/Other</b>	2024	36	44	51	48	38	29	34	38	-	-	-	-	318	28%	318
	2023	41	25	39	31	36	18	31	28	30	36	41	28	249	▲	384
<b>Others</b>	2024	-	-	-	-	-	4	-	-	-	-	-	-	4	4	4
	2023	-	-	-	-	-	-	-	-	-	-	-	-	0	↔	0

Filings by Case Category																
Case Categories		Jan	Feb	Mar	Apr	May	Jun	Jul	Aug	Sep	Oct	Nov	Dec	Thru Aug	% Change	Total
<b>Administrative Law</b>	2024	-	1	-	-	-	1	-	-	-	-	-	-	2	2	2
	2023	-	-	-	-	-	-	-	-	1	-	-	-	0	↔	1
<b>Capital Murder</b>	2024	-	-	-	-	-	-	-	-	-	-	-	-	0	-100%	0
	2023	-	-	-	-	-	-	1	-	-	-	-	-	1	▼	1
<b>Contested Divorce</b>	2024	5	5	3	5	-	-	3	3	-	-	-	-	24	-27%	24
	2023	2	5	5	3	4	5	6	3	3	-	1	2	33	▼	39
<b>Domestic and Family - Level 1</b>	2024	4	1	2	10	9	7	8	3	-	-	-	-	44	-6%	44
	2023	11	6	4	2	9	3	4	8	3	4	2	1	47	▼	57
<b>Domestic and Family - Level 2</b>	2024	1	1	-	3	2	3	-	3	-	-	-	-	13	-32%	13
	2023	1	3	3	1	4	3	2	2	2	-	7	-	19	▼	28
<b>Felonies and Related Matters</b>	2024	34	48	58	49	97	54	57	49	-	-	-	-	446	9%	446
	2023	69	49	60	35	52	91	25	27	46	43	39	48	408	▲	584
<b>General Civil - Level 1</b>	2024	-	-	-	1	-	1	1	-	-	-	-	-	3	-40%	3
	2023	-	-	1	-	3	1	-	-	1	-	-	3	5	▼	9
<b>General Civil - Level 2</b>	2024	5	5	8	8	3	6	4	11	-	-	-	-	50	-28%	50
	2023	6	9	14	9	9	4	9	9	8	9	7	10	69	▼	103
<b>General Civil - Level 3</b>	2024	16	21	9	11	13	13	33	8	-	-	-	-	124	36%	124
	2023	1	6	12	5	11	33	15	8	-	7	3	8	91	▲	109
<b>Miscellaneous Civil</b>	2024	163	169	174	154	130	120	115	125	-	-	-	-	1,150	-5%	1,150
	2023	216	190	179	157	145	100	102	125	107	146	150	142	1,214	▼	1,759
<b>Misdemeanor</b>	2024	49	29	46	24	54	36	32	27	-	-	-	-	297	12%	297
	2023	29	33	39	41	38	41	22	22	25	28	24	41	265	▲	383
<b>Other</b>	2024	11	13	25	21	14	15	14	24	-	-	-	-	137	49%	137
	2023	16	9	19	9	14	10	6	9	12	12	9	11	92	▲	136
<b>Other Criminally Related Matters</b>	2024	4	7	5	4	2	6	5	5	-	-	-	-	38	46%	38
	2023	4	5	3	2	1	5	2	4	7	5	2	2	26	▲	42
<b>Probates/Wills &amp; Trusts - Level 1</b>	2024	1	-	-	-	-	-	1	-	-	-	-	-	2	0%	2
	2023	-	-	-	-	-	1	1	-	-	-	-	-	2	↔	2
<b>Probates/Wills &amp; Trusts - Level 2</b>	2024	2	2	2	1	2	1	3	2	-	-	-	-	15	50%	15
	2023	-	3	1	1	1	1	1	2	-	1	2	2	10	▲	15
<b>Protective Orders</b>	2024	1	-	-	-	-	-	-	-	-	-	-	-	1	1	1
	2023	-	-	-	-	-	-	-	-	-	-	-	-	0	↔	0
<b>Uncontested Divorce</b>	2024	8	18	14	7	12	11	4	11	-	-	-	-	85	5%	85
	2023	9	11	7	16	9	13	8	8	2	8	19	11	81	▲	121

This report reflects data in the case management system. Numbers will update accordingly as reports are refreshed and posted.

Dashboard	Monthly Filings Summary	Jan --- Aug Filings
<p><b>Court:</b> Nelson Circuit  <b>Start/End Date:</b> Jan-23 / Aug-24  <b>2023 Average Month:</b> 93  <b>Jan-Aug 2023:</b> 710  <b>Filings Trending:</b> ▲</p> <p><b>Circuit/Court ID:</b> 24 224125  <b>Type of Case:</b> Filings  <b>2024 Average Month:</b>115  <b>Jan-Aug 2024 :</b> 920  <b>Overall AVG. Month:</b> 102</p>	<p>Jan 23 - Aug 24</p>	<p>920 (2024) vs 710 (2023)</p>

Filings by Division																
Divisions		Jan	Feb	Mar	Apr	May	Jun	Jul	Aug	Sep	Oct	Nov	Dec	Thru Aug	% Change	Total
<b>Total</b>	2024	96	154	83	105	97	144	94	147	-	-	-	-	920	30%	920
	2023	85	88	162	66	112	58	70	69	119	122	101	64	710	▲	1,116
<b>Civil</b>	2024	9	16	7	9	9	13	9	4	-	-	-	-	76	-7%	76
	2023	5	13	12	13	12	18	5	4	10	8	5	5	82	▼	110
<b>Criminal</b>	2024	25	92	31	57	50	103	58	108	-	-	-	-	524	57%	524
	2023	26	41	98	29	60	12	34	33	72	78	56	20	333	▲	559
<b>Concealed Handgun Permits</b>	2024	40	36	40	30	28	20	21	22	-	-	-	-	237	3%	237
	2023	47	30	38	18	34	17	22	25	26	29	31	32	231	▲	349
<b>Miscellaneous/Other</b>	2024	22	10	5	9	10	8	6	13	-	-	-	-	83	30%	83
	2023	7	4	14	6	6	11	9	7	11	6	9	6	64	▲	96
<b>Others</b>	2024	-	-	-	-	-	-	-	-	-	-	-	-	0	0	0
	2023	-	-	-	-	-	-	-	-	-	1	-	1	0	↔	2

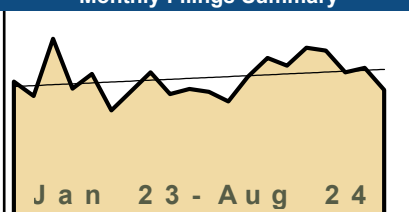
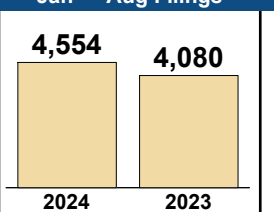
Filings by Case Category																
Case Categories		Jan	Feb	Mar	Apr	May	Jun	Jul	Aug	Sep	Oct	Nov	Dec	Thru Aug	% Change	Total
<b>Administrative Law</b>	2024	-	-	-	-	-	-	-	-	-	-	-	-	0	-100%	0
	2023	1	-	-	-	-	-	-	-	-	1	-	1	1	▼	3
<b>Capital Murder</b>	2024	1	-	-	-	-	-	-	-	-	-	-	-	1	1	1
	2023	-	-	-	-	-	-	-	-	-	-	-	-	0	↔	0
<b>Contested Divorce</b>	2024	-	2	-	-	1	2	1	1	-	-	-	-	7	-13%	7
	2023	-	2	2	-	1	1	2	-	-	1	-	-	8	▼	9
<b>Domestic and Family - Level 1</b>	2024	1	1	-	-	2	2	4	-	-	-	-	-	10	-23%	10
	2023	1	2	1	5	2	2	-	-	1	3	1	-	13	▼	18
<b>Domestic and Family - Level 2</b>	2024	-	-	-	-	-	-	-	1	-	-	-	-	1	-67%	1
	2023	-	-	-	1	-	1	-	1	-	-	-	-	3	▼	3
<b>Felonies and Related Matters</b>	2024	15	37	29	43	32	30	27	85	-	-	-	-	298	50%	298
	2023	14	24	65	10	37	10	20	19	32	61	46	10	199	▲	348
<b>General Civil - Level 1</b>	2024	-	-	-	-	-	-	-	-	-	-	-	-	0	-100%	0
	2023	-	-	-	1	-	-	-	-	1	-	-	-	1	▼	2
<b>General Civil - Level 2</b>	2024	5	7	1	3	5	3	3	2	-	-	-	-	29	38%	29
	2023	2	6	1	2	-	7	2	1	2	2	2	1	21	▲	28
<b>General Civil - Level 3</b>	2024	2	5	4	-	-	1	1	2	-	-	-	-	15	0%	15
	2023	2	1	2	2	4	3	1	-	2	-	1	2	15	↔	20
<b>Miscellaneous Civil</b>	2024	58	46	44	39	36	28	27	32	-	-	-	-	310	7%	310
	2023	51	34	52	24	40	28	30	32	34	35	39	38	291	▲	437
<b>Misdemeanor</b>	2024	8	25	2	13	10	66	30	19	-	-	-	-	173	78%	173
	2023	11	16	19	10	21	2	10	8	15	11	4	5	97	▲	132
<b>Other</b>	2024	-	-	-	-	-	1	-	-	-	-	-	-	1	-80%	1
	2023	1	1	1	-	1	1	-	-	1	1	-	1	5	▼	8
<b>Other Criminally Related Matters</b>	2024	1	30	-	1	8	7	1	4	-	-	-	-	52	33%	52
	2023	1	1	15	9	2	-	5	6	25	6	6	5	39	▲	81
<b>Probates/Wills &amp; Trusts - Level 1</b>	2024	-	-	-	-	-	-	-	-	-	-	-	-	0	-100%	0
	2023	-	-	-	1	-	-	-	-	-	-	1	-	1	▼	2
<b>Probates/Wills &amp; Trusts - Level 2</b>	2024	1	-	1	1	1	-	-	-	-	-	-	-	3	50%	3
	2023	-	-	1	1	-	-	-	-	1	1	-	-	2	▲	4
<b>Uncontested Divorce</b>	2024	4	1	3	5	2	4	-	1	-	-	-	-	20	43%	20
	2023	1	1	3	-	4	3	-	2	5	-	1	1	14	▲	21

# CPSS-CCMS-10.01 CASELOAD STATISTICS OF THE CIRCUIT COURTS

Lynchburg

January 2023 -- August 2024 Filings

Alexandria and Fairfax Circuit are not Included in State Totals

Dashboard	Monthly Filings Summary	Jan --- Aug Filings
<p><b>Court:</b> Lynchburg Circuit  <b>Start/End Date:</b> Jan-23 / Aug-24  <b>2023 Average Month:</b> 494  <b>Jan-Aug 2023:</b> 4,080  <b>Filings Trending:</b> ▲</p>	<p><b>Circuit/Court ID:</b> 24 224680  <b>Type of Case:</b> Filings  <b>2024 Average Month:</b> 569  <b>Jan-Aug 2024 :</b> 4,554  <b>Overall AVG. Month:</b> 524</p>	 <p style="text-align: center;">Jan 23 - Aug 24</p>
		<p><b>4,554</b>      <b>4,080</b></p>  <p style="text-align: center;">2024      2023</p>

Filings by Division																
Divisions		Jan	Feb	Mar	Apr	May	Jun	Jul	Aug	Sep	Oct	Nov	Dec	Thru Aug	% Change	Total
<b>Total</b>	2024	528	600	571	639	628	546	563	479	-	-	-	-	4,554	12%	4,554
	2023	510	455	673	483	540	401	472	546	463	482	471	435	4,080	▲	5,931
<b>Civil</b>	2024	65	135	103	104	144	109	67	70	-	-	-	-	797	23%	797
	2023	62	66	90	63	135	60	66	108	71	59	67	99	650	▲	946
<b>Criminal</b>	2024	267	243	247	331	240	231	301	219	-	-	-	-	2,079	10%	2,079
	2023	258	185	324	205	207	192	251	262	234	263	213	181	1,884	▲	2,775
<b>Concealed Handgun Permits</b>	2024	83	94	75	83	72	48	64	67	-	-	-	-	586	-17%	586
	2023	82	88	130	103	91	73	73	70	65	70	85	65	710	▼	995
<b>Miscellaneous/Other</b>	2024	112	128	146	120	172	158	131	123	-	-	-	-	1,090	31%	1,090
	2023	108	115	129	111	107	76	81	105	93	89	106	89	832	▲	1,209
<b>Others</b>	2024	1	-	-	1	-	-	-	-	-	-	-	-	2	-50%	2
	2023	-	1	-	1	-	-	1	1	-	1	-	1	4	▼	6

Filings by Case Category																
Case Categories		Jan	Feb	Mar	Apr	May	Jun	Jul	Aug	Sep	Oct	Nov	Dec	Thru Aug	% Change	Total
<b>Administrative Law</b>	2024	1	-	-	-	-	-	-	-	-	-	-	-	1	0%	1
	2023	-	-	1	-	-	-	-	-	-	-	1	1	1	↔	4
<b>Capital Murder</b>	2024	-	2	-	2	-	-	-	-	-	-	-	-	4	33%	4
	2023	-	-	-	-	-	-	3	-	-	-	-	-	3	▲	3
<b>Contested Divorce</b>	2024	7	5	7	10	5	4	4	5	-	-	-	-	47	-24%	47
	2023	7	7	10	7	11	7	7	6	4	7	9	9	62	▼	91
<b>Domestic and Family - Level 1</b>	2024	2	74	30	31	68	39	19	15	-	-	-	-	278	38%	278
	2023	19	15	35	9	69	12	14	28	21	13	22	47	201	▲	304
<b>Domestic and Family - Level 2</b>	2024	3	4	5	2	4	5	2	18	-	-	-	-	43	39%	43
	2023	2	2	5	6	4	4	4	4	3	2	4	3	31	▲	43
<b>Felonies and Related Matters</b>	2024	161	116	151	232	125	118	194	133	-	-	-	-	1,230	9%	1,230
	2023	149	93	207	127	113	113	161	165	144	152	124	109	1,128	▲	1,657
<b>General Civil - Level 1</b>	2024	-	3	2	1	3	2	1	1	-	-	-	-	13	18%	13
	2023	2	2	1	1	1	1	2	1	1	1	3	1	11	▲	17
<b>General Civil - Level 2</b>	2024	16	13	21	27	14	19	14	14	-	-	-	-	138	23%	138
	2023	12	14	14	15	14	10	15	18	9	16	11	12	112	▲	160
<b>General Civil - Level 3</b>	2024	12	18	20	11	16	18	5	5	-	-	-	-	105	62%	105
	2023	5	11	8	7	10	11	4	9	2	6	4	6	65	▲	83
<b>Miscellaneous Civil</b>	2024	112	138	127	124	151	86	113	106	-	-	-	-	957	-3%	957
	2023	114	119	181	132	125	97	109	111	108	105	124	95	988	▼	1,420
<b>Misdemeanor</b>	2024	97	95	78	81	115	100	84	70	-	-	-	-	720	20%	720
	2023	95	77	103	54	71	55	64	83	81	98	76	59	602	▲	916
<b>Other</b>	2024	80	81	93	78	92	116	82	80	-	-	-	-	702	30%	702
	2023	75	83	79	81	68	49	43	62	51	52	64	61	540	▲	768
<b>Other Criminally Related Matters</b>	2024	17	31	19	21	17	15	31	17	-	-	-	-	168	-6%	168
	2023	16	15	15	24	29	26	25	29	27	18	15	13	179	▼	252
<b>Probates/Wills &amp; Trusts - Level 1</b>	2024	-	2	-	-	-	-	-	-	-	-	-	-	2	100%	2
	2023	-	-	-	-	-	-	-	-	1	-	-	-	1	▲	2
<b>Probates/Wills &amp; Trusts - Level 2</b>	2024	4	3	2	3	3	2	-	1	-	-	-	-	18	0%	18
	2023	1	1	2	2	3	1	6	2	2	1	2	1	18	↔	24
<b>Protective Orders</b>	2024	-	-	-	-	-	-	-	-	-	-	-	-	0	-100%	0
	2023	-	-	-	-	-	-	2	-	-	-	-	-	2	▼	2
<b>Uncontested Divorce</b>	2024	16	15	16	16	15	22	14	14	-	-	-	-	128	-6%	128
	2023	13	16	12	18	22	15	13	27	10	10	12	17	136	▼	185

This report reflects data in the case management system. Numbers will update accordingly as reports are refreshed and posted.

# CPSS-CCMS-10.01 CASELOAD STATISTICS OF THE CIRCUIT COURTS

Allegheny

January 2023 -- August 2024 Filings


Alexandria and Fairfax Circuit are not Included in State Totals

## Dashboard

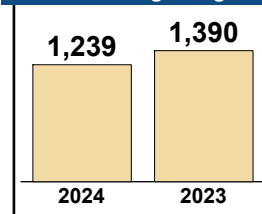
**Court:** Allegheny Circuit  
**Start/End Date:** Jan-23 / Aug-24  
**2023 Average Month:** 159  
**Jan-Aug 2023:** 1,390  
**Filings Trending:** ▼

**Circuit/Court ID:** 25 225005  
**Type of Case:** Filings  
**2024 Average Month:** 155  
**Jan-Aug 2024 :** 1,239  
**Overall AVG. Month:** 157

## Monthly Filings Summary



## Jan --- Aug Filings



## Filings by Division

Divisions		Jan	Feb	Mar	Apr	May	Jun	Jul	Aug	Sep	Oct	Nov	Dec	Thru Aug	% Change	Total
<b>Total</b>	2024	140	129	146	216	122	114	226	146	-	-	-	-	1,239	-11%	1,239
	2023	165	124	177	228	185	160	173	178	90	199	102	122	1,390	▼	1,903
<b>Civil</b>	2024	5	7	10	6	14	17	9	17	-	-	-	-	85	-44%	85
	2023	9	13	26	11	16	34	28	15	6	11	14	12	152	▼	195
<b>Criminal</b>	2024	89	72	78	166	67	78	157	83	-	-	-	-	790	4%	790
	2023	83	52	63	162	117	88	97	101	46	119	44	60	763	▲	1,032
<b>Concealed Handgun Permits</b>	2024	38	37	47	29	33	15	41	32	-	-	-	-	272	-28%	272
	2023	64	47	71	47	42	28	37	44	28	50	35	33	380	▼	526
<b>Miscellaneous/Other</b>	2024	8	13	11	14	8	4	19	14	-	-	-	-	91	-2%	91
	2023	9	11	16	8	10	10	11	18	10	19	9	17	93	▼	148
<b>Others</b>	2024	-	-	-	1	-	-	-	-	-	-	-	-	1	-50%	1
	2023	-	1	1	-	-	-	-	-	-	-	-	-	2	▼	2

## Filings by Case Category

Case Categories		Jan	Feb	Mar	Apr	May	Jun	Jul	Aug	Sep	Oct	Nov	Dec	Thru Aug	% Change	Total
<b>Administrative Law</b>	2024	-	-	-	-	-	-	1	-	-	-	-	-	1	1	1
	2023	-	-	-	-	-	-	-	-	-	1	-	-	0	↔	1
<b>Capital Murder</b>	2024	-	-	-	1	-	-	-	-	-	-	-	-	1	1	1
	2023	-	-	-	-	-	-	-	-	-	-	-	-	0	↔	0
<b>Contested Divorce</b>	2024	1	2	1	1	1	3	1	1	-	-	-	-	11	-39%	11
	2023	1	-	3	-	3	1	6	4	1	-	1	1	18	▼	21
<b>Domestic and Family - Level 1</b>	2024	-	-	-	-	1	-	2	5	-	-	-	-	8	-56%	8
	2023	1	3	1	1	-	3	7	2	-	-	-	1	18	▼	19
<b>Domestic and Family - Level 2</b>	2024	1	1	1	1	1	-	-	-	-	-	-	-	5	-29%	5
	2023	1	3	1	-	-	-	2	-	1	1	-	-	7	▼	9
<b>Felonies and Related Matters</b>	2024	53	46	50	124	44	54	121	60	-	-	-	-	552	0%	552
	2023	48	27	49	146	81	54	78	71	34	88	31	32	554	▼	739
<b>General Civil - Level 1</b>	2024	-	-	-	-	-	-	-	-	-	-	-	-	0	-100%	0
	2023	-	-	2	1	-	1	1	-	-	1	-	-	5	▼	6
<b>General Civil - Level 2</b>	2024	2	1	4	1	3	2	-	6	-	-	-	-	19	19%	19
	2023	1	2	3	3	3	2	1	1	2	4	-	2	16	▲	24
<b>General Civil - Level 3</b>	2024	1	-	2	-	-	7	1	3	-	-	-	-	14	-58%	14
	2023	1	-	1	-	6	19	4	2	-	2	3	4	33	▼	42
<b>Miscellaneous Civil</b>	2024	45	50	56	40	41	19	60	43	-	-	-	-	354	-24%	354
	2023	72	58	86	54	51	37	46	61	37	63	43	48	465	▼	656
<b>Misdemeanor</b>	2024	33	18	24	38	16	19	29	19	-	-	-	-	196	2%	196
	2023	34	21	11	15	34	34	19	25	10	27	10	27	193	▲	267
<b>Other</b>	2024	1	-	-	1	-	1	-	-	-	-	-	-	3	-57%	3
	2023	-	2	3	1	1	-	-	-	-	1	-	-	7	▼	8
<b>Other Criminally Related Matters</b>	2024	3	8	4	4	7	5	7	4	-	-	-	-	42	147%	42
	2023	1	4	3	1	2	1	-	5	2	4	3	1	17	▲	27
<b>Probates/Wills &amp; Trusts - Level 1</b>	2024	-	-	-	-	1	-	-	-	-	-	-	-	1	1	1
	2023	-	-	-	-	-	-	-	-	-	-	-	-	0	↔	0
<b>Probates/Wills &amp; Trusts - Level 2</b>	2024	-	2	-	1	1	-	2	2	-	-	-	-	8	-33%	8
	2023	1	2	5	1	-	2	-	1	-	-	5	1	12	▼	18
<b>Protective Orders</b>	2024	-	-	-	-	-	1	-	-	-	-	-	-	1	1	1
	2023	-	-	-	-	-	-	-	-	-	-	-	-	0	↔	0
<b>Uncontested Divorce</b>	2024	-	1	4	4	6	3	2	3	-	-	-	-	23	-49%	23
	2023	4	2	9	5	4	6	9	6	3	7	6	5	45	▼	66

This report reflects data in the case management system. Numbers will update accordingly as reports are refreshed and posted.



Dashboard		Monthly Filings Summary		Jan --- Aug Filings			
<p><b>Court:</b> Augusta Circuit  <b>Start/End Date:</b> Jan-23 / Aug-24  <b>2023 Average Month:</b> 458  <b>Jan-Aug 2023:</b> 3,781  <b>Filings Trending:</b> ▲</p>	<p><b>Circuit/Court ID:</b> 25 225015  <b>Type of Case:</b> Filings  <b>2024 Average Month:</b> 494  <b>Jan-Aug 2024 :</b> 3,949  <b>Overall AVG. Month:</b> 472</p>	<p style="font-weight: bold; font-size: 1.2em;">Jan 23 - Aug 24</p>		<table style="margin: auto;"> <tr> <td style="text-align: center; width: 50%;"> <div style="background-color: #f1c232; padding: 5px; border: 1px solid black; font-weight: bold; font-size: 1.2em;">3,949</div> <p style="font-size: 0.8em;">2024</p> </td> <td style="text-align: center; width: 50%;"> <div style="background-color: #f1c232; padding: 5px; border: 1px solid black; font-weight: bold; font-size: 1.2em;">3,781</div> <p style="font-size: 0.8em;">2023</p> </td> </tr> </table>		<div style="background-color: #f1c232; padding: 5px; border: 1px solid black; font-weight: bold; font-size: 1.2em;">3,949</div> <p style="font-size: 0.8em;">2024</p>	<div style="background-color: #f1c232; padding: 5px; border: 1px solid black; font-weight: bold; font-size: 1.2em;">3,781</div> <p style="font-size: 0.8em;">2023</p>
<div style="background-color: #f1c232; padding: 5px; border: 1px solid black; font-weight: bold; font-size: 1.2em;">3,949</div> <p style="font-size: 0.8em;">2024</p>	<div style="background-color: #f1c232; padding: 5px; border: 1px solid black; font-weight: bold; font-size: 1.2em;">3,781</div> <p style="font-size: 0.8em;">2023</p>						

Filings by Division																
Divisions		Jan	Feb	Mar	Apr	May	Jun	Jul	Aug	Sep	Oct	Nov	Dec	Thru Aug	% Change	Total
Total	2024	517	554	602	537	418	385	475	461	-	-	-	-	3,949	4%	3,949
	2023	532	534	559	448	472	427	392	417	395	459	437	420	3,781	▲	5,492
Civil	2024	42	56	46	58	50	57	45	42	-	-	-	-	396	1%	396
	2023	52	65	48	39	57	39	36	56	26	57	50	45	392	▲	570
Criminal	2024	196	202	251	190	142	136	222	203	-	-	-	-	1,542	18%	1,542
	2023	170	141	174	173	169	169	136	171	168	181	166	140	1,303	▲	1,958
Concealed Handgun Permits	2024	171	211	236	195	137	121	117	138	-	-	-	-	1,326	-6%	1,326
	2023	219	241	235	170	164	126	132	126	132	139	155	140	1,413	▼	1,979
Miscellaneous/Other	2024	97	77	63	89	85	64	89	75	-	-	-	-	639	-3%	639
	2023	89	86	100	63	81	91	88	60	69	82	60	91	658	▼	960
Others	2024	11	8	6	5	4	7	2	3	-	-	-	-	46	207%	46
	2023	2	1	2	3	1	2	-	4	-	-	6	4	15	▲	25


Filings by Case Category																
Case Categories		Jan	Feb	Mar	Apr	May	Jun	Jul	Aug	Sep	Oct	Nov	Dec	Thru Aug	% Change	Total
Administrative Law	2024	-	1	-	-	-	-	-	-	-	-	-	-	1	-75%	1
	2023	1	1	1	-	-	-	-	1	4	-	4	-	4	▼	12
Capital Murder	2024	1	-	-	-	-	-	-	-	-	-	-	-	1	1	1
	2023	-	-	-	-	-	-	-	-	-	-	-	-	0	↔	0
Contested Divorce	2024	4	13	7	6	6	3	3	4	-	-	-	-	46	-8%	46
	2023	6	9	6	3	6	6	6	8	2	6	2	5	50	▼	65
Domestic and Family - Level 1	2024	6	7	4	9	6	21	6	3	-	-	-	-	62	44%	62
	2023	7	2	1	4	10	5	6	8	-	6	2	14	43	▲	65
Domestic and Family - Level 2	2024	7	5	7	8	12	6	5	4	-	-	-	-	54	-13%	54
	2023	1	37	4	4	6	2	3	5	2	6	6	5	62	▼	81
Felonies and Related Matters	2024	142	145	209	143	109	94	180	138	-	-	-	-	1,160	31%	1,160
	2023	107	100	113	114	136	106	90	119	110	104	129	92	885	▲	1,320
General Civil - Level 1	2024	-	-	-	-	-	-	-	-	-	-	-	-	0	-100%	0
	2023	-	-	2	-	1	-	-	-	-	-	-	-	3	▼	3
General Civil - Level 2	2024	7	10	3	7	7	7	14	3	-	-	-	-	58	7%	58
	2023	5	4	13	7	7	2	6	10	4	8	6	3	54	▲	75
General Civil - Level 3	2024	4	6	8	12	8	5	1	8	-	-	-	-	52	2%	52
	2023	10	5	5	6	8	7	7	3	4	9	20	6	51	▲	90
Miscellaneous Civil	2024	195	246	262	248	164	153	152	171	-	-	-	-	1,591	-6%	1,591
	2023	247	278	285	201	202	167	167	154	168	177	181	164	1,701	▼	2,391
Misdemeanor	2024	49	55	40	44	29	35	35	61	-	-	-	-	348	-7%	348
	2023	60	34	56	50	29	53	43	49	53	73	34	47	374	▼	581
Other	2024	85	49	42	38	58	35	52	39	-	-	-	-	398	8%	398
	2023	60	49	49	32	42	52	51	35	31	40	39	71	370	▲	551
Other Criminally Related Matters	2024	5	3	3	3	4	10	7	4	-	-	-	-	39	-17%	39
	2023	4	7	5	9	4	10	4	4	5	6	3	1	47	▼	62
Probates/Wills & Trusts - Level 1	2024	-	-	-	1	-	2	-	-	-	-	-	-	3	3	3
	2023	-	-	-	-	-	-	-	-	1	-	-	-	0	↔	2
Probates/Wills & Trusts - Level 2	2024	-	5	2	2	1	2	4	4	-	-	-	-	20	-23%	20
	2023	6	1	4	1	6	1	2	5	3	4	3	4	26	▼	40
Uncontested Divorce	2024	12	9	15	16	14	12	16	22	-	-	-	-	116	5%	116
	2023	18	7	15	17	15	16	7	16	8	20	8	7	111	▲	154

Dashboard

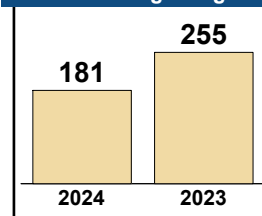
**Court:** Bath Circuit  
**Start/End Date:** Jan-23 / Aug-24  
**2023 Average Month:** 30  
**Jan-Aug 2023:** 255  
**Filings Trending:** ▼

**Circuit/Court ID:** 25 225017  
**Type of Case:** Filings  
**2024 Average Month:** 23  
**Jan-Aug 2024 :** 181  
**Overall AVG. Month:** 27

Monthly Filings Summary



Jan --- Aug Filings



Filings by Division

Divisions	Year	Jan	Feb	Mar	Apr	May	Jun	Jul	Aug	Sep	Oct	Nov	Dec	Thru Aug	% Change	Total
<b>Total</b>	2024	28	17	11	28	19	36	25	17	-	-	-	-	181	-29%	181
	2023	50	23	29	41	21	19	40	32	29	17	22	34	255	▼	357
<b>Civil</b>	2024	1	2	-	4	1	2	1	1	-	-	-	-	12	-8%	12
	2023	1	-	2	3	2	3	-	2	1	1	-	6	13	▼	21
<b>Criminal</b>	2024	19	4	1	8	1	26	16	5	-	-	-	-	80	8%	80
	2023	27	7	1	20	1	-	9	9	15	4	3	6	74	▲	102
<b>Concealed Handgun Permits</b>	2024	7	10	8	13	15	8	7	11	-	-	-	-	79	-44%	79
	2023	19	16	23	13	12	12	28	17	10	12	18	18	140	▼	198
<b>Miscellaneous/ Other</b>	2024	1	1	2	3	2	-	1	-	-	-	-	-	10	-64%	10
	2023	3	-	3	5	6	4	3	4	3	-	1	4	28	▼	36

Filings by Case Category

Case Categories	Year	Jan	Feb	Mar	Apr	May	Jun	Jul	Aug	Sep	Oct	Nov	Dec	Thru Aug	% Change	Total
<b>Contested Divorce</b>	2024	-	1	-	1	-	1	-	1	-	-	-	-	4	100%	4
	2023	-	-	-	-	1	1	-	-	1	-	-	1	2	▲	4
<b>Domestic and Family - Level 1</b>	2024	-	1	-	-	-	1	-	-	-	-	-	-	2	0%	2
	2023	-	-	2	-	-	-	-	-	-	-	-	-	2	↔	2
<b>Domestic and Family - Level 2</b>	2024	-	-	-	-	-	-	-	-	-	-	-	-	0	-100%	0
	2023	-	-	-	-	-	1	-	-	-	-	-	-	1	▼	1
<b>Felonies and Related Matters</b>	2024	15	3	1	8	-	23	13	3	-	-	-	-	66	12%	66
	2023	25	5	1	20	1	-	3	4	13	2	2	5	59	▲	81
<b>General Civil - Level 1</b>	2024	-	-	-	-	-	-	1	-	-	-	-	-	1	0%	1
	2023	1	-	-	-	-	-	-	-	-	-	-	-	1	↔	1
<b>General Civil - Level 2</b>	2024	1	1	-	1	-	-	1	-	-	-	-	-	4	-60%	4
	2023	1	-	2	2	-	2	1	2	1	1	-	1	10	▼	13
<b>General Civil - Level 3</b>	2024	-	-	1	2	-	-	-	-	-	-	-	-	3	-25%	3
	2023	-	-	-	-	1	1	1	1	-	-	-	3	4	▼	7
<b>Miscellaneous Civil</b>	2024	7	10	9	13	17	8	7	11	-	-	-	-	82	-47%	82
	2023	21	16	24	16	16	14	29	19	12	12	19	21	155	▼	219
<b>Misdemeanor</b>	2024	3	1	-	-	1	3	2	1	-	-	-	-	11	10%	11
	2023	1	2	-	-	-	-	4	3	2	2	1	1	10	▲	16
<b>Other</b>	2024	-	-	-	-	-	-	-	-	-	-	-	-	0	0	0
	2023	-	-	-	-	-	-	-	-	-	-	-	1	0	↔	1
<b>Other Criminally Related Matters</b>	2024	1	-	-	-	-	-	1	1	-	-	-	-	3	-40%	3
	2023	1	-	-	-	-	-	2	2	-	-	-	-	5	▼	5
<b>Probates/Wills &amp; Trusts - Level 2</b>	2024	-	-	-	2	-	-	-	-	-	-	-	-	2	-33%	2
	2023	-	-	-	2	-	-	-	1	-	-	-	-	3	▼	3
<b>Uncontested Divorce</b>	2024	1	-	-	1	1	-	-	-	-	-	-	-	3	0%	3
	2023	-	-	-	1	2	-	-	-	-	-	-	1	3	↔	4

Dashboard	Monthly Filings Summary	Jan --- Aug Filings
<p><b>Court:</b> Botetourt Circuit  <b>Start/End Date:</b> Jan-23 / Aug-24  <b>2023 Average Month:</b> 213  <b>Jan-Aug 2023:</b> 1,732  <b>Filings Trending:</b> ▼</p>	<p><b>Circuit/Court ID:</b> 25 225023  <b>Type of Case:</b> Filings  <b>2024 Average Month:</b> 186  <b>Jan-Aug 2024 :</b> 1,487  <b>Overall AVG. Month:</b> 202</p> <p style="text-align: center;">Jan 23 - Aug 24</p>	<div style="text-align: center;"> <p><b>1,487</b>      <b>1,732</b></p> <p>2024      2023</p> </div>

Filings by Division																
Divisions		Jan	Feb	Mar	Apr	May	Jun	Jul	Aug	Sep	Oct	Nov	Dec	Thru Aug	% Change	Total
<b>Total</b>	2024	184	161	236	148	171	196	173	218	-	-	-	-	1,487	-14%	1,487
	2023	198	190	347	205	205	175	157	255	199	244	192	184	1,732	▼	2,551
<b>Civil</b>	2024	18	22	21	24	17	15	22	13	-	-	-	-	152	4%	152
	2023	18	14	16	19	21	15	18	25	18	23	18	18	146	▲	223
<b>Criminal</b>	2024	54	45	114	41	83	100	43	116	-	-	-	-	596	-17%	596
	2023	63	48	207	68	89	68	60	114	94	102	81	72	717	▼	1,066
<b>Concealed Handgun Permits</b>	2024	93	76	81	67	51	61	82	68	-	-	-	-	579	-13%	579
	2023	91	89	92	89	83	72	70	81	68	97	75	68	667	▼	975
<b>Miscellaneous/Other</b>	2024	19	17	20	16	20	19	26	21	-	-	-	-	158	-21%	158
	2023	26	39	32	29	12	20	9	34	19	22	18	26	201	▼	286
<b>Others</b>	2024	-	1	-	-	-	1	-	-	-	-	-	-	2	100%	2
	2023	-	-	-	-	-	-	-	1	-	-	-	-	1	▲	1

Filings by Case Category																
Case Categories		Jan	Feb	Mar	Apr	May	Jun	Jul	Aug	Sep	Oct	Nov	Dec	Thru Aug	% Change	Total
<b>Administrative Law</b>	2024	-	-	-	-	-	-	-	-	-	-	-	-	0	-100%	0
	2023	-	-	1	-	-	-	-	-	-	1	-	-	-	1	▼
<b>Capital Murder</b>	2024	-	-	-	-	-	-	-	-	-	-	-	-	0	-100%	0
	2023	-	-	1	-	-	-	-	-	-	1	-	-	-	1	▼
<b>Contested Divorce</b>	2024	1	3	4	9	2	3	1	2	-	-	-	-	25	92%	25
	2023	1	2	3	1	2	2	1	1	-	1	2	1	13	▲	17
<b>Domestic and Family - Level 1</b>	2024	3	2	2	6	2	1	4	-	-	-	-	-	20	-38%	20
	2023	1	5	2	5	6	3	-	10	-	14	6	7	32	▼	59
<b>Domestic and Family - Level 2</b>	2024	-	-	1	-	-	-	2	1	-	-	-	-	4	-33%	4
	2023	1	-	1	1	1	1	1	-	2	1	-	1	6	▼	10
<b>Felonies and Related Matters</b>	2024	40	28	93	24	57	80	32	77	-	-	-	-	431	-23%	431
	2023	50	34	183	59	55	47	36	95	67	73	55	58	559	▼	812
<b>General Civil - Level 1</b>	2024	2	-	-	-	-	-	-	-	-	-	-	-	2	2	2
	2023	-	-	-	-	-	-	-	-	-	-	-	-	0	↔	0
<b>General Civil - Level 2</b>	2024	3	4	7	2	7	2	5	1	-	-	-	-	31	-3%	31
	2023	2	3	4	3	6	4	5	5	6	3	2	2	32	▼	45
<b>General Civil - Level 3</b>	2024	1	5	3	1	1	1	1	1	-	-	-	-	14	75%	14
	2023	5	-	1	-	-	-	-	2	4	1	4	6	8	▲	23
<b>Miscellaneous Civil</b>	2024	101	86	89	75	62	73	94	83	-	-	-	-	663	-14%	663
	2023	99	113	106	110	87	82	75	95	77	106	87	83	767	▼	1,120
<b>Misdemeanor</b>	2024	9	16	20	11	23	21	5	36	-	-	-	-	141	29%	141
	2023	11	7	16	5	29	17	13	11	20	22	22	12	109	▲	185
<b>Other</b>	2024	10	8	10	9	8	8	15	6	-	-	-	-	74	-24%	74
	2023	16	14	16	8	9	10	4	20	10	11	6	8	97	▼	132
<b>Other Criminally Related Matters</b>	2024	5	1	1	6	3	1	6	3	-	-	-	-	26	-46%	26
	2023	2	7	7	4	5	4	11	8	6	7	4	2	48	▼	67
<b>Probates/Wills &amp; Trusts - Level 1</b>	2024	-	-	-	-	-	-	-	1	-	-	-	-	1	-50%	1
	2023	1	-	-	1	-	-	-	-	-	-	-	-	2	▼	2
<b>Probates/Wills &amp; Trusts - Level 2</b>	2024	2	2	1	-	-	-	2	2	-	-	-	-	9	29%	9
	2023	2	-	2	-	-	-	2	1	-	1	-	2	7	▲	10
<b>Uncontested Divorce</b>	2024	7	6	5	5	6	6	6	5	-	-	-	-	46	-8%	46
	2023	7	5	6	6	5	5	9	7	5	4	4	2	50	▼	65

Dashboard		Monthly Filings Summary		Jan --- Aug Filings					
<p><b>Court:</b> Craig Circuit  <b>Start/End Date:</b> Jan-23 / Aug-24  <b>2023 Average Month:</b> 33  <b>Jan-Aug 2023:</b> 264  <b>Filings Trending:</b> ↔</p>	<p><b>Circuit/Court ID:</b> 25 225045  <b>Type of Case:</b> Filings  <b>2024 Average Month:</b> 33  <b>Jan-Aug 2024 :</b> 267  <b>Overall AVG. Month:</b> 33</p>			<table border="1" style="margin: auto;"> <tr> <td style="width: 50%; text-align: center;"><b>267</b></td> <td style="width: 50%; text-align: center;"><b>264</b></td> </tr> <tr> <td style="text-align: center;">2024</td> <td style="text-align: center;">2023</td> </tr> </table>		<b>267</b>	<b>264</b>	2024	2023
<b>267</b>	<b>264</b>								
2024	2023								

Filings by Division																
Divisions		Jan	Feb	Mar	Apr	May	Jun	Jul	Aug	Sep	Oct	Nov	Dec	Thru Aug	% Change	Total
<b>Total</b>	2024	29	33	30	59	35	32	27	22	-	-	-	-	267	1%	267
	2023	38	35	54	24	18	37	23	35	38	33	42	21	264	▲	398
<b>Civil</b>	2024	1	1	3	7	4	3	4	1	-	-	-	-	24	-33%	24
	2023	2	1	17	3	3	1	3	6	1	4	2	3	36	▼	46
<b>Criminal</b>	2024	1	7	5	16	7	9	8	-	-	-	-	-	53	33%	53
	2023	14	-	1	6	-	10	-	9	14	2	16	-	40	▲	72
<b>Concealed Handgun Permits</b>	2024	24	23	16	32	20	13	12	16	-	-	-	-	156	-4%	156
	2023	17	32	31	12	12	23	17	18	21	25	22	16	162	▼	246
<b>Miscellaneous/ Other</b>	2024	3	2	6	4	4	7	3	5	-	-	-	-	34	31%	34
	2023	5	2	5	3	3	3	3	2	2	2	2	2	26	▲	34

Filings by Case Category																
Case Categories		Jan	Feb	Mar	Apr	May	Jun	Jul	Aug	Sep	Oct	Nov	Dec	Thru Aug	% Change	Total
<b>Administrative Law</b>	2024	-	-	-	-	-	-	-	1	-	-	-	-	1	1	1
	2023	-	-	-	-	-	-	-	-	-	-	-	-	-	0	↔
<b>Contested Divorce</b>	2024	1	-	2	-	-	-	-	-	-	-	-	-	3	50%	3
	2023	-	-	-	1	1	-	-	-	-	1	-	2	2	2	▲
<b>Domestic and Family - Level 1</b>	2024	-	-	-	5	1	-	-	-	-	-	-	-	6	-71%	6
	2023	1	-	16	-	-	-	-	-	4	-	-	-	21	▼	21
<b>Domestic and Family - Level 2</b>	2024	-	-	-	-	-	-	-	-	-	-	-	-	0	-100%	0
	2023	-	1	-	-	-	-	-	-	1	-	1	-	2	2	▼
<b>Felonies and Related Matters</b>	2024	1	7	4	13	5	9	3	-	-	-	-	-	42	62%	42
	2023	4	-	-	5	-	10	-	7	10	2	10	-	26	▲	48
<b>General Civil - Level 1</b>	2024	-	-	-	-	-	-	-	-	-	-	-	-	0	-100%	0
	2023	-	-	-	-	-	-	1	-	-	-	-	-	1	1	▼
<b>General Civil - Level 2</b>	2024	-	1	-	1	1	-	-	1	-	-	-	-	4	300%	4
	2023	-	-	-	-	-	-	1	-	-	2	1	-	1	1	▲
<b>General Civil - Level 3</b>	2024	-	-	1	1	-	1	2	-	-	-	-	-	5	67%	5
	2023	-	-	1	-	1	-	-	1	-	-	-	-	3	3	▲
<b>Miscellaneous Civil</b>	2024	27	25	22	36	23	20	14	19	-	-	-	-	186	-1%	186
	2023	22	34	36	15	15	26	20	20	22	27	24	18	188	▼	279
<b>Misdemeanor</b>	2024	-	-	1	3	2	-	4	-	-	-	-	-	10	-23%	10
	2023	10	-	-	1	-	-	-	2	4	-	6	-	13	▼	13
<b>Other</b>	2024	-	-	-	-	-	-	-	-	-	-	-	-	0	0	0
	2023	-	-	-	-	-	-	-	-	1	-	-	-	0	↔	1
<b>Other Criminally Related Matters</b>	2024	-	-	-	-	-	-	1	-	-	-	-	-	1	0%	1
	2023	-	-	1	-	-	-	-	-	-	-	-	-	1	↔	1
<b>Probates/Wills &amp; Trusts - Level 1</b>	2024	-	-	-	-	-	-	-	-	-	-	-	-	0	0	0
	2023	-	-	-	-	-	-	-	-	1	-	-	-	0	↔	1
<b>Probates/Wills &amp; Trusts - Level 2</b>	2024	-	-	-	-	-	1	1	-	-	-	-	-	2	2	2
	2023	-	-	-	-	-	-	-	-	-	-	-	-	0	↔	0
<b>Uncontested Divorce</b>	2024	-	-	-	-	3	1	2	1	-	-	-	-	7	17%	7
	2023	1	-	-	2	1	1	1	-	-	-	1	1	6	▲	8

Dashboard		Monthly Filings Summary		Jan --- Aug Filings	
<b>Court:</b> Highland Circuit	<b>Circuit/Court ID:</b> 25 225091				
<b>Start/End Date:</b> Jan-23 / Aug-24	<b>Type of Case:</b> Filings				
<b>2023 Average Month:</b> 14	<b>2024 Average Month:</b> 15				
<b>Jan-Aug 2023:</b> 117	<b>Jan-Aug 2024 :</b> 116				
<b>Filings Trending:</b> ↔	<b>Overall AVG. Month:</b> 14				

Filings by Division																
Divisions		Jan	Feb	Mar	Apr	May	Jun	Jul	Aug	Sep	Oct	Nov	Dec	Thru Aug	% Change	Total
<b>Total</b>	2024	16	14	16	19	11	17	13	10	-	-	-	-	116	-1%	116
	2023	13	19	30	13	11	17	8	6	9	9	6	24	117	▼	165
<b>Civil</b>	2024	2	2	3	3	1	2	-	1	-	-	-	-	14	8%	14
	2023	2	3	4	1	1	1	1	-	2	1	-	-	13	▲	16
<b>Criminal</b>	2024	4	1	4	2	-	8	2	-	-	-	-	-	21	-19%	21
	2023	2	-	8	1	3	11	1	-	2	3	2	19	26	▼	52
<b>Concealed Handgun Permits</b>	2024	9	8	6	11	10	7	10	7	-	-	-	-	68	-9%	68
	2023	9	15	18	10	7	5	5	6	3	5	3	4	75	▼	90
<b>Miscellaneous/ Other</b>	2024	1	3	3	3	-	-	1	2	-	-	-	-	13	333%	13
	2023	-	1	-	1	-	-	1	-	2	-	1	1	3	▲	7

Filings by Case Category																
Case Categories		Jan	Feb	Mar	Apr	May	Jun	Jul	Aug	Sep	Oct	Nov	Dec	Thru Aug	% Change	Total
<b>Administrative Law</b>	2024	-	-	-	-	-	1	-	-	-	-	-	-	1	1	1
	2023	-	-	-	-	-	-	-	-	-	-	-	-	0	↔	0
<b>Contested Divorce</b>	2024	-	-	-	-	-	-	-	1	-	-	-	-	1	-67%	1
	2023	-	-	1	-	1	-	1	-	-	-	-	-	3	▼	3
<b>Domestic and Family - Level 1</b>	2024	-	-	-	-	-	-	-	-	-	-	-	-	0	-100%	0
	2023	-	-	1	-	-	-	-	-	-	-	-	-	1	▼	1
<b>Domestic and Family - Level 2</b>	2024	-	-	-	-	-	-	-	-	-	-	-	-	0	-100%	0
	2023	1	-	-	-	-	-	-	-	-	-	-	-	1	▼	1
<b>Felonies and Related Matters</b>	2024	1	-	3	1	-	5	2	-	-	-	-	-	12	-25%	12
	2023	2	-	4	1	1	7	1	-	2	-	2	18	16	▼	38
<b>General Civil - Level 1</b>	2024	-	-	-	-	-	-	-	-	-	-	-	-	0	-100%	0
	2023	-	-	1	-	-	-	-	-	-	-	-	-	1	▼	1
<b>General Civil - Level 2</b>	2024	-	2	1	2	-	-	-	-	-	-	-	-	5	150%	5
	2023	-	1	1	-	-	-	-	-	1	-	-	-	2	▲	3
<b>General Civil - Level 3</b>	2024	-	-	1	-	-	1	-	-	-	-	-	-	2	100%	2
	2023	-	1	-	-	-	-	-	-	1	-	-	-	1	▲	2
<b>Miscellaneous Civil</b>	2024	10	11	9	14	10	7	11	9	-	-	-	-	81	4%	81
	2023	9	16	18	11	7	5	6	6	5	5	4	5	78	▲	97
<b>Misdemeanor</b>	2024	3	1	1	1	-	3	-	-	-	-	-	-	9	13%	9
	2023	-	-	2	-	2	4	-	-	-	1	-	1	8	▲	10
<b>Other</b>	2024	-	-	-	-	1	-	-	-	-	-	-	-	1	1	1
	2023	-	-	-	-	-	-	-	-	-	-	-	-	0	↔	0
<b>Other Criminally Related Matters</b>	2024	-	-	-	-	-	-	-	-	-	-	-	-	0	-100%	0
	2023	-	-	2	-	-	-	-	-	-	2	-	-	2	▼	4
<b>Probates/Wills &amp; Trusts - Level 2</b>	2024	1	-	-	1	-	-	-	-	-	-	-	-	2	100%	2
	2023	-	-	-	-	-	1	-	-	-	-	-	-	1	▲	1
<b>Uncontested Divorce</b>	2024	1	-	1	-	-	-	-	-	-	-	-	-	2	-33%	2
	2023	1	1	-	1	-	-	-	-	-	1	-	-	3	▼	4

Dashboard		Monthly Filings Summary		Jan --- Aug Filings					
<p><b>Court:</b> Rockbridge Circuit  <b>Start/End Date:</b> Jan-23 / Aug-24  <b>2023 Average Month:</b> 187  <b>Jan-Aug 2023:</b> 1,478  <b>Filings Trending:</b> ▼</p>	<p><b>Circuit/Court ID:</b> 25 225163  <b>Type of Case:</b> Filings  <b>2024 Average Month:</b> 176  <b>Jan-Aug 2024 :</b> 1,411  <b>Overall AVG. Month:</b> 183</p>	<p style="text-align: center; font-weight: bold; color: #0056b3;">Jan 23 - Aug 24</p>		<table style="margin: auto;"> <tr> <td style="text-align: center; width: 50px;"><b>1,411</b></td> <td style="text-align: center; width: 50px;"><b>1,478</b></td> </tr> <tr> <td style="text-align: center; width: 50px;">2024</td> <td style="text-align: center; width: 50px;">2023</td> </tr> </table>		<b>1,411</b>	<b>1,478</b>	2024	2023
<b>1,411</b>	<b>1,478</b>								
2024	2023								

Filings by Division																
Divisions		Jan	Feb	Mar	Apr	May	Jun	Jul	Aug	Sep	Oct	Nov	Dec	Thru Aug	% Change	Total
<b>Total</b>	2024	201	178	203	170	163	144	199	153	-	-	-	-	1,411	-5%	1,411
	2023	190	364	181	130	139	141	191	142	221	198	230	122	1,478	▼	2,249
<b>Civil</b>	2024	14	17	24	23	20	11	24	18	-	-	-	-	151	-11%	151
	2023	10	21	34	19	22	18	27	19	26	18	18	14	170	▼	246
<b>Criminal</b>	2024	117	95	102	82	100	72	109	78	-	-	-	-	755	-7%	755
	2023	116	264	50	56	57	75	122	71	156	123	149	59	811	▼	1,298
<b>Concealed Handgun Permits</b>	2024	60	56	66	52	37	57	52	46	-	-	-	-	426	2%	426
	2023	50	67	82	45	49	39	39	45	28	43	54	39	416	▲	580
<b>Miscellaneous/Other</b>	2024	10	10	11	13	6	4	14	9	-	-	-	-	77	-5%	77
	2023	14	12	15	10	11	9	3	7	11	14	9	10	81	▼	125
<b>Others</b>	2024	-	-	-	-	-	-	-	2	-	-	-	-	2	2	2
	2023	-	-	-	-	-	-	-	-	-	-	-	-	0	↔	0

Filings by Case Category																
Case Categories		Jan	Feb	Mar	Apr	May	Jun	Jul	Aug	Sep	Oct	Nov	Dec	Thru Aug	% Change	Total
<b>Administrative Law</b>	2024	-	-	-	1	-	-	-	-	-	-	-	-	1	-80%	1
	2023	-	-	-	1	1	-	-	3	1	1	-	-	5	▼	7
<b>Contested Divorce</b>	2024	1	3	3	-	-	1	1	3	-	-	-	-	12	-33%	12
	2023	2	1	6	3	2	1	3	-	1	3	1	1	18	▼	24
<b>Domestic and Family - Level 1</b>	2024	1	1	2	2	1	-	7	1	-	-	-	-	15	0%	15
	2023	-	6	2	1	2	-	4	-	5	8	-	5	15	↔	33
<b>Domestic and Family - Level 2</b>	2024	3	4	2	4	2	-	1	1	-	-	-	-	17	-29%	17
	2023	1	3	2	4	3	1	8	2	2	-	6	1	24	▼	33
<b>Felonies and Related Matters</b>	2024	73	71	60	54	66	40	64	60	-	-	-	-	488	-10%	488
	2023	73	213	20	28	37	46	85	39	100	85	135	32	541	▼	893
<b>General Civil - Level 2</b>	2024	3	4	5	5	5	2	8	7	-	-	-	-	39	56%	39
	2023	4	2	4	2	2	4	3	4	8	4	8	1	25	▲	46
<b>General Civil - Level 3</b>	2024	2	-	3	5	7	3	4	-	-	-	-	-	24	33%	24
	2023	-	2	4	3	1	4	1	3	3	-	1	2	18	▲	24
<b>Miscellaneous Civil</b>	2024	67	66	75	64	43	60	62	55	-	-	-	-	492	-1%	492
	2023	63	77	97	56	62	48	43	51	39	54	61	49	497	▼	700
<b>Misdemeanor</b>	2024	32	23	21	20	30	29	36	14	-	-	-	-	205	-8%	205
	2023	40	47	29	21	18	25	22	22	52	32	8	22	224	▼	338
<b>Other</b>	2024	1	-	1	2	-	1	-	3	-	-	-	-	8	100%	8
	2023	-	2	1	-	-	-	-	1	-	-	-	1	4	▲	5
<b>Other Criminally Related Matters</b>	2024	12	1	21	8	4	3	9	4	-	-	-	-	62	35%	62
	2023	3	4	1	7	2	4	15	10	4	6	6	5	46	▲	67
<b>Probates/Wills &amp; Trusts - Level 1</b>	2024	1	1	-	-	-	-	1	-	-	-	-	-	3	3	3
	2023	-	-	-	-	-	-	-	-	-	-	-	-	0	↔	0
<b>Probates/Wills &amp; Trusts - Level 2</b>	2024	-	1	2	1	2	-	-	-	-	-	-	-	6	-40%	6
	2023	-	-	1	2	4	2	1	-	-	-	-	-	10	▼	10
<b>Uncontested Divorce</b>	2024	5	3	8	4	3	5	6	5	-	-	-	-	39	-24%	39
	2023	4	7	14	2	5	6	6	7	6	5	4	3	51	▼	69

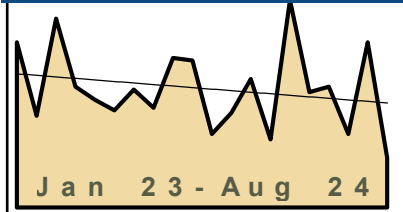


Dashboard

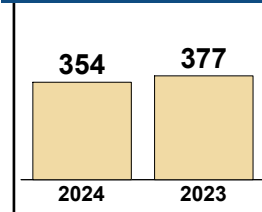
**Court:** Buena Vista Circuit  
**Start/End Date:** Jan-23 / Aug-24  
**2023 Average Month:** 46  
**Jan-Aug 2023:** 377  
**Filings Trending:** ▼

**Circuit/Court ID:** 25 225530  
**Type of Case:** Filings  
**2024 Average Month:**44  
**Jan-Aug 2024 :** 354  
**Overall AVG. Month:** 45

Monthly Filings Summary



Jan --- Aug Filings



Filings by Division

Divisions		Jan	Feb	Mar	Apr	May	Jun	Jul	Aug	Sep	Oct	Nov	Dec	Thru Aug	% Change	Total
<b>Total</b>	2024	49	26	79	44	46	28	63	19	-	-	-	-	354	-6%	354
	2023	63	35	72	46	41	37	45	38	57	56	28	36	377	▼	554
<b>Civil</b>	2024	5	1	5	3	2	3	2	5	-	-	-	-	26	-16%	26
	2023	2	-	6	7	4	4	3	5	4	2	5	3	31	▼	45
<b>Criminal</b>	2024	30	18	57	31	28	14	48	7	-	-	-	-	233	-6%	233
	2023	43	17	55	26	33	23	31	19	50	37	11	19	247	▼	364
<b>Concealed Handgun Permits</b>	2024	11	6	15	9	12	9	7	5	-	-	-	-	74	21%	74
	2023	11	12	9	6	4	5	7	7	2	10	11	11	61	▲	95
<b>Miscellaneous/Other</b>	2024	3	1	2	1	4	2	6	2	-	-	-	-	21	-40%	21
	2023	7	6	2	6	-	3	4	7	1	7	1	3	35	▼	47
<b>Others</b>	2024	-	-	-	-	-	-	-	-	-	-	-	-	0	-100%	0
	2023	-	-	-	1	-	2	-	-	-	-	-	-	3	▼	3

Filings by Case Category

Case Categories		Jan	Feb	Mar	Apr	May	Jun	Jul	Aug	Sep	Oct	Nov	Dec	Thru Aug	% Change	Total
<b>Contested Divorce</b>	2024	-	-	-	-	-	-	1	-	-	-	-	-	1	-75%	1
	2023	-	-	1	-	1	1	1	-	-	2	2	-	4	▼	8
<b>Domestic and Family - Level 1</b>	2024	1	-	2	-	-	1	-	-	-	-	-	-	4	-43%	4
	2023	-	-	2	-	1	1	1	2	-	-	-	1	7	▼	8
<b>Domestic and Family - Level 2</b>	2024	-	-	-	-	-	1	-	-	-	-	-	-	1	-67%	1
	2023	-	-	1	2	-	-	-	-	1	-	-	-	3	▼	4
<b>Felonies and Related Matters</b>	2024	19	13	45	16	22	8	28	5	-	-	-	-	156	-17%	156
	2023	35	13	46	18	22	17	23	14	32	22	6	13	188	▼	261
<b>General Civil - Level 2</b>	2024	1	-	-	-	-	-	-	-	-	-	-	-	1	-67%	1
	2023	-	2	-	-	-	-	-	1	-	2	-	2	3	▼	7
<b>General Civil - Level 3</b>	2024	-	-	-	-	2	-	1	2	-	-	-	-	5	25%	5
	2023	2	-	1	-	1	-	-	-	-	-	-	-	4	▲	4
<b>Miscellaneous Civil</b>	2024	16	7	17	10	15	11	12	6	-	-	-	-	94	2%	94
	2023	17	16	10	12	4	8	11	14	3	15	12	14	92	▲	136
<b>Misdemeanor</b>	2024	9	4	11	10	6	6	20	2	-	-	-	-	68	33%	68
	2023	5	4	9	8	9	4	7	5	17	13	2	5	51	▲	88
<b>Other</b>	2024	-	-	-	1	-	-	-	-	-	-	-	-	1	-67%	1
	2023	-	-	-	1	-	2	-	-	-	-	-	-	3	▼	3
<b>Other Criminally Related Matters</b>	2024	2	1	1	5	-	-	-	-	-	-	-	-	9	13%	9
	2023	3	-	-	-	2	2	1	-	1	2	3	1	8	▲	15
<b>Probates/Wills &amp; Trusts - Level 2</b>	2024	1	-	1	1	-	1	1	-	-	-	-	-	5	67%	5
	2023	-	-	-	2	-	-	1	-	-	-	1	-	3	▲	4
<b>Uncontested Divorce</b>	2024	-	1	2	1	1	-	-	4	-	-	-	-	9	-18%	9
	2023	1	-	2	3	1	2	-	2	3	-	2	-	11	▼	16

Dashboard	Monthly Filings Summary	Jan --- Aug Filings
<p><b>Court:</b> Staunton Circuit  <b>Start/End Date:</b> Jan-23 / Aug-24  <b>2023 Average Month:</b> 244  <b>Jan-Aug 2023:</b> 1,975  <b>Filings Trending:</b> ▼</p> <p><b>Circuit/Court ID:</b> 25 225790  <b>Type of Case:</b> Filings  <b>2024 Average Month:</b> 217  <b>Jan-Aug 2024 :</b> 1,737  <b>Overall AVG. Month:</b> 233</p>	<p>Jan 23 - Aug 24</p>	<p>2024: 1,737 2023: 1,975</p>

Filings by Division																
Divisions		Jan	Feb	Mar	Apr	May	Jun	Jul	Aug	Sep	Oct	Nov	Dec	Thru Aug	% Change	Total
<b>Total</b>	2024	246	209	245	226	210	195	210	196	-	-	-	-	1,737	-12%	1,737
	2023	239	187	277	264	206	233	304	265	293	297	201	161	1,975	▼	2,927
<b>Civil</b>	2024	13	23	25	24	24	11	21	18	-	-	-	-	159	7%	159
	2023	18	17	21	22	20	11	17	23	15	18	17	9	149	▲	208
<b>Criminal</b>	2024	153	110	131	121	90	110	106	107	-	-	-	-	928	-24%	928
	2023	131	102	170	163	115	161	200	177	221	215	118	98	1,219	▼	1,871
<b>Concealed Handgun Permits</b>	2024	24	36	28	33	25	24	19	26	-	-	-	-	215	-4%	215
	2023	32	31	30	34	26	18	32	21	25	32	24	21	224	▼	326
<b>Miscellaneous/Other</b>	2024	56	38	61	48	71	50	64	45	-	-	-	-	433	14%	433
	2023	57	37	56	45	45	43	55	43	32	32	42	33	381	▲	520
<b>Others</b>	2024	-	2	-	-	-	-	-	-	-	-	-	-	2	0%	2
	2023	1	-	-	-	-	-	-	1	-	-	-	-	2	↔	2

Filings by Case Category																
Case Categories		Jan	Feb	Mar	Apr	May	Jun	Jul	Aug	Sep	Oct	Nov	Dec	Thru Aug	% Change	Total
<b>Capital Murder</b>	2024	-	-	-	-	-	-	-	-	-	-	-	-	0	0	0
	2023	-	-	-	-	-	-	-	-	-	-	-	1	0	↔	1
<b>Contested Divorce</b>	2024	2	2	2	2	3	2	5	3	-	-	-	-	21	62%	21
	2023	1	1	2	-	3	-	2	4	3	-	3	-	13	▲	19
<b>Domestic and Family - Level 1</b>	2024	2	7	9	1	3	-	2	-	-	-	-	-	24	-31%	24
	2023	5	4	7	9	4	2	-	4	3	1	2	-	35	▼	41
<b>Domestic and Family - Level 2</b>	2024	2	5	6	3	9	2	5	8	-	-	-	-	40	8%	40
	2023	3	6	4	6	3	4	7	4	4	5	4	4	37	▲	54
<b>Felonies and Related Matters</b>	2024	100	79	115	86	72	93	83	80	-	-	-	-	708	-20%	708
	2023	90	81	125	135	88	97	133	141	168	170	94	62	890	▼	1,384
<b>General Civil - Level 1</b>	2024	-	-	-	-	-	-	-	-	-	-	-	-	0	-100%	0
	2023	-	-	-	-	-	-	-	1	-	-	-	-	1	▼	1
<b>General Civil - Level 2</b>	2024	1	1	1	5	3	-	1	2	-	-	-	-	14	0%	14
	2023	4	-	3	1	2	1	1	2	-	3	3	-	14	↔	20
<b>General Civil - Level 3</b>	2024	3	-	2	2	3	3	2	3	-	-	-	-	18	-33%	18
	2023	6	1	3	5	3	-	4	5	2	1	2	5	27	▼	37
<b>Miscellaneous Civil</b>	2024	37	48	43	45	39	35	36	46	-	-	-	-	329	1%	329
	2023	45	46	46	45	41	25	45	32	36	42	35	28	325	▲	466
<b>Misdemeanor</b>	2024	48	21	11	25	11	14	20	18	-	-	-	-	168	-27%	168
	2023	23	14	41	20	27	40	35	31	48	30	22	17	231	▼	348
<b>Other</b>	2024	42	26	43	33	51	38	47	23	-	-	-	-	303	18%	303
	2023	39	22	34	30	28	35	38	30	20	20	28	22	256	▲	346
<b>Other Criminally Related Matters</b>	2024	7	10	5	14	7	4	3	10	-	-	-	-	60	-39%	60
	2023	19	7	4	8	-	24	32	5	5	16	2	18	99	▼	140
<b>Probates/Wills &amp; Trusts - Level 2</b>	2024	1	2	3	4	1	-	-	-	-	-	-	-	11	57%	11
	2023	1	-	1	1	1	1	1	1	2	4	2	2	7	▲	17
<b>Protective Orders</b>	2024	-	-	-	1	-	-	-	-	-	-	-	-	1	-67%	1
	2023	-	-	-	1	-	1	1	-	-	-	1	-	3	▼	4
<b>Uncontested Divorce</b>	2024	1	8	5	5	8	4	6	3	-	-	-	-	40	8%	40
	2023	3	5	7	3	6	3	5	5	2	5	3	2	37	▲	49

# CPSS-CCMS-10.01 CASELOAD STATISTICS OF THE CIRCUIT COURTS

Waynesboro

January 2023 -- August 2024 Filings

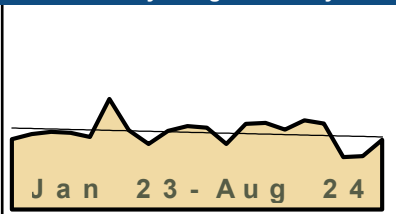
Alexandria and Fairfax Circuit are not Included in State Totals

## Dashboard

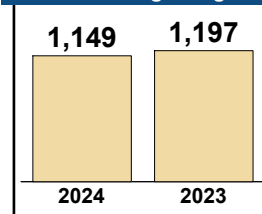
**Court:** Waynesboro Circuit  
**Start/End Date:** Jan-23 / Aug-24  
**2023 Average Month:** 149  
**Jan-Aug 2023:** 1,197  
**Filings Trending:** ▼

**Circuit/Court ID:** 25 225820  
**Type of Case:** Filings  
**2024 Average Month:** 144  
**Jan-Aug 2024 :** 1,149  
**Overall AVG. Month:** 147

## Monthly Filings Summary



## Jan --- Aug Filings



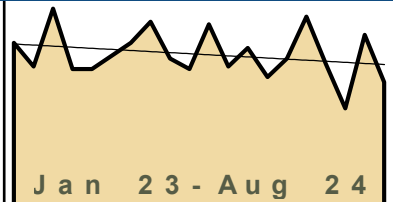
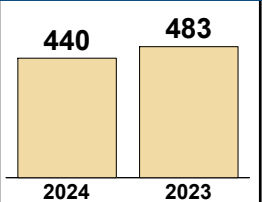
## Filings by Division

Divisions		Jan	Feb	Mar	Apr	May	Jun	Jul	Aug	Sep	Oct	Nov	Dec	Thru Aug	% Change	Total
<b>Total</b>	2024	163	165	152	170	164	100	102	133	-	-	-	-	1,149	-4%	1,149
	2023	134	144	148	146	138	211	151	125	150	159	156	125	1,197	▼	1,787
<b>Civil</b>	2024	13	22	11	21	16	8	17	19	-	-	-	-	127	-9%	127
	2023	12	13	29	21	15	11	18	21	21	16	21	10	140	▼	208
<b>Criminal</b>	2024	99	71	65	76	91	48	50	75	-	-	-	-	575	9%	575
	2023	52	56	29	73	61	127	82	49	76	81	94	64	529	▲	844
<b>Concealed Handgun Permits</b>	2024	22	40	38	41	19	11	17	31	-	-	-	-	219	10%	219
	2023	32	23	39	19	22	28	15	21	20	34	15	22	199	▲	290
<b>Miscellaneous/Other</b>	2024	29	31	37	29	37	32	17	8	-	-	-	-	220	-33%	220
	2023	38	51	51	31	40	45	36	34	33	28	26	28	326	▼	441
<b>Others</b>	2024	-	1	1	3	1	1	1	-	-	-	-	-	8	167%	8
	2023	-	1	-	2	-	-	-	-	-	-	-	1	3	▲	4

## Filings by Case Category

Case Categories		Jan	Feb	Mar	Apr	May	Jun	Jul	Aug	Sep	Oct	Nov	Dec	Thru Aug	% Change	Total
<b>Administrative Law</b>	2024	-	-	-	-	-	-	-	-	-	-	-	-	0	-100%	0
	2023	-	-	1	-	-	-	-	-	-	-	-	-	1	▼	1
<b>Capital Murder</b>	2024	-	-	-	-	-	-	-	-	-	-	-	-	0	-100%	0
	2023	-	-	-	-	1	-	-	-	-	-	-	-	1	▼	1
<b>Contested Divorce</b>	2024	2	1	1	1	3	2	1	1	-	-	-	-	12	-33%	12
	2023	3	4	-	3	2	1	3	2	2	3	-	-	18	▼	23
<b>Domestic and Family - Level 1</b>	2024	1	5	3	10	2	2	8	3	-	-	-	-	34	10%	34
	2023	1	2	4	10	2	-	3	9	2	8	5	2	31	▲	48
<b>Domestic and Family - Level 2</b>	2024	-	2	1	-	2	1	-	-	-	-	-	-	6	-45%	6
	2023	-	3	1	-	2	-	4	1	1	-	-	-	11	▼	12
<b>Felonies and Related Matters</b>	2024	83	55	48	62	63	42	34	48	-	-	-	-	435	8%	435
	2023	39	49	21	60	39	98	58	39	55	50	66	36	403	▲	610
<b>General Civil - Level 1</b>	2024	-	-	-	-	-	-	-	-	-	-	-	-	0	-100%	0
	2023	-	-	-	-	1	-	-	-	-	-	-	-	1	▼	1
<b>General Civil - Level 2</b>	2024	4	4	2	4	1	1	3	2	-	-	-	-	21	40%	21
	2023	3	-	4	1	3	2	-	2	3	-	4	2	15	▲	24
<b>General Civil - Level 3</b>	2024	4	3	1	-	1	-	-	3	-	-	-	-	12	-71%	12
	2023	5	2	14	3	1	6	5	5	9	2	3	4	41	▼	59
<b>Miscellaneous Civil</b>	2024	27	49	54	47	32	22	33	39	-	-	-	-	303	-1%	303
	2023	40	34	46	29	42	50	28	36	31	42	26	31	305	▼	435
<b>Misdemeanor</b>	2024	16	16	16	11	26	5	13	25	-	-	-	-	128	10%	128
	2023	12	6	8	13	19	26	22	10	21	29	26	21	116	▲	213
<b>Other</b>	2024	24	25	23	26	26	21	2	1	-	-	-	-	148	-32%	148
	2023	29	41	42	21	20	23	23	19	20	21	14	18	218	▼	291
<b>Other Criminally Related Matters</b>	2024	-	-	1	3	3	1	3	2	-	-	-	-	13	44%	13
	2023	1	1	-	-	2	3	2	-	-	2	2	7	9	▲	20
<b>Probates/Wills &amp; Trusts - Level 1</b>	2024	-	-	-	-	-	-	-	-	-	-	-	-	0	-100%	0
	2023	-	-	-	-	-	-	1	-	-	-	1	-	1	▼	2
<b>Probates/Wills &amp; Trusts - Level 2</b>	2024	-	1	-	-	1	-	1	2	-	-	-	-	5	0%	5
	2023	-	-	3	-	-	1	1	-	-	-	-	-	5	↔	5
<b>Uncontested Divorce</b>	2024	2	4	2	6	4	3	4	7	-	-	-	-	32	52%	32
	2023	1	2	4	6	4	1	1	2	6	2	9	4	21	▲	42

This report reflects data in the case management system. Numbers will update accordingly as reports are refreshed and posted.

Dashboard	Monthly Filings Summary	Jan --- Aug Filings
<p><b>Court:</b> Clarke Circuit  <b>Start/End Date:</b> Jan-23 / Aug-24  <b>2023 Average Month:</b> 59  <b>Jan-Aug 2023:</b> 483  <b>Filings Trending:</b> ▼</p>	<p><b>Circuit/Court ID:</b> 26 226043  <b>Type of Case:</b> Filings  <b>2024 Average Month:</b> 55  <b>Jan-Aug 2024 :</b> 440  <b>Overall AVG. Month:</b> 58</p>	 <p style="text-align: center;">Jan 23 - Aug 24</p>
		 <p style="text-align: center;">2024      2023</p>

Filings by Division																
Divisions		Jan	Feb	Mar	Apr	May	Jun	Jul	Aug	Sep	Oct	Nov	Dec	Thru Aug	% Change	Total
<b>Total</b>	2024	60	49	56	72	54	37	65	47	-	-	-	-	440	-9%	440
	2023	62	53	75	52	52	57	62	70	56	52	69	53	483	▼	713
<b>Civil</b>	2024	10	6	5	17	10	6	6	11	-	-	-	-	71	-3%	71
	2023	12	7	12	2	10	8	11	11	5	8	8	13	73	▼	107
<b>Criminal</b>	2024	11	7	19	21	2	3	30	5	-	-	-	-	98	2%	98
	2023	8	8	16	14	5	13	15	17	15	7	30	7	96	▲	155
<b>Concealed Handgun Permits</b>	2024	27	29	29	27	27	20	23	22	-	-	-	-	204	-21%	204
	2023	37	29	42	27	31	31	31	30	25	30	26	31	258	▼	370
<b>Miscellaneous/ Other</b>	2024	12	7	3	7	15	8	6	9	-	-	-	-	67	22%	67
	2023	5	9	5	9	5	5	5	12	11	7	5	2	55	▲	80
<b>Others</b>	2024	-	-	-	-	-	-	-	-	-	-	-	-	0	-100%	0
	2023	-	-	-	-	1	-	-	-	-	-	-	-	1	▼	1

Filings by Case Category																
Case Categories		Jan	Feb	Mar	Apr	May	Jun	Jul	Aug	Sep	Oct	Nov	Dec	Thru Aug	% Change	Total
<b>Administrative Law</b>	2024	-	-	-	1	-	-	-	-	-	-	-	-	1	0%	1
	2023	-	-	-	-	-	-	-	1	-	-	-	-	1	↔	1
<b>Contested Divorce</b>	2024	1	-	-	2	2	1	1	1	-	-	-	-	8	33%	8
	2023	2	1	-	-	-	2	1	-	1	1	1	2	6	▲	11
<b>Domestic and Family - Level 1</b>	2024	-	1	-	1	1	1	-	2	-	-	-	-	6	-14%	6
	2023	3	-	1	-	-	-	3	-	-	-	1	1	7	▼	9
<b>Domestic and Family - Level 2</b>	2024	2	1	-	1	-	-	-	2	-	-	-	-	6	200%	6
	2023	-	-	-	-	-	1	1	-	-	1	1	1	2	▲	5
<b>Felonies and Related Matters</b>	2024	9	7	13	15	1	-	15	2	-	-	-	-	62	-18%	62
	2023	7	8	14	12	4	7	9	15	14	6	8	7	76	▼	111
<b>General Civil - Level 1</b>	2024	1	-	-	-	-	-	1	-	-	-	-	-	2	100%	2
	2023	-	-	-	-	1	-	-	-	-	-	-	-	1	▲	1
<b>General Civil - Level 2</b>	2024	1	1	-	6	3	-	1	4	-	-	-	-	16	33%	16
	2023	-	-	3	1	3	1	2	2	-	4	3	5	12	▲	24
<b>General Civil - Level 3</b>	2024	-	-	-	4	2	2	-	3	-	-	-	-	11	10%	11
	2023	1	-	4	-	4	-	-	1	3	-	-	-	10	▲	13
<b>Miscellaneous Civil</b>	2024	39	34	32	30	41	27	29	28	-	-	-	-	260	-15%	260
	2023	42	37	45	35	35	35	36	40	33	36	31	32	305	▼	437
<b>Misdemeanor</b>	2024	2	-	6	4	-	1	15	3	-	-	-	-	31	94%	31
	2023	-	2	1	2	1	3	5	2	1	-	11	-	16	▲	28
<b>Other</b>	2024	-	1	1	-	-	1	-	1	-	-	-	-	4	0%	4
	2023	-	1	1	-	1	1	-	-	1	1	-	1	4	↔	7
<b>Other Criminally Related Matters</b>	2024	-	-	-	2	1	2	-	-	-	-	-	-	5	-29%	5
	2023	1	-	2	-	-	3	1	-	1	2	11	-	7	▼	21
<b>Probates/Wills &amp; Trusts - Level 1</b>	2024	1	-	-	-	-	-	-	-	-	-	-	-	1	1	1
	2023	-	-	-	-	-	-	-	-	-	-	-	-	0	↔	0
<b>Probates/Wills &amp; Trusts - Level 2</b>	2024	1	1	2	-	-	1	-	-	-	-	-	-	5	-44%	5
	2023	1	2	1	-	-	-	3	2	-	-	-	1	9	▼	10
<b>Protective Orders</b>	2024	-	-	-	-	-	-	-	-	-	-	-	-	0	-100%	0
	2023	-	-	-	-	-	-	-	1	-	-	-	-	1	▼	1
<b>Uncontested Divorce</b>	2024	3	3	2	6	3	1	3	1	-	-	-	-	22	-15%	22
	2023	5	2	3	2	3	4	1	6	2	1	2	3	26	▼	34

This report reflects data in the case management system. Numbers will update accordingly as reports are refreshed and posted.

Dashboard		Monthly Filings Summary		Jan --- Aug Filings	
<b>Court:</b> Frederick Circuit	<b>Circuit/Court ID:</b> 26 226069				
<b>Start/End Date:</b> Jan-23 / Aug-24	<b>Type of Case:</b> Filings				
<b>2023 Average Month:</b> 419	<b>2024 Average Month:</b> 416				
<b>Jan-Aug 2023:</b> 3,404	<b>Jan-Aug 2024 :</b> 3,329				
<b>Filings Trending:</b> ↔	<b>Overall AVG. Month:</b> 418				

Filings by Division																
Divisions		Jan	Feb	Mar	Apr	May	Jun	Jul	Aug	Sep	Oct	Nov	Dec	Thru Aug	% Change	Total
<b>Total</b>	2024	427	379	432	423	357	390	409	512	-	-	-	-	3,329	-2%	3,329
	2023	455	465	492	375	477	379	351	410	409	404	460	347	3,404	▼	5,024
<b>Civil</b>	2024	49	29	43	50	50	48	44	46	-	-	-	-	359	-4%	359
	2023	52	41	55	33	49	50	51	44	48	35	71	24	375	▼	553
<b>Criminal</b>	2024	186	129	142	174	145	163	135	257	-	-	-	-	1,331	7%	1,331
	2023	126	171	158	136	206	156	138	150	165	159	185	143	1,241	▲	1,893
<b>Concealed Handgun Permits</b>	2024	144	154	188	147	118	128	167	144	-	-	-	-	1,190	-10%	1,190
	2023	220	192	217	139	163	126	119	144	145	174	167	140	1,320	▼	1,946
<b>Miscellaneous/ Other</b>	2024	48	67	58	51	44	49	63	65	-	-	-	-	445	-3%	445
	2023	54	61	60	65	58	45	43	72	51	36	37	40	458	▼	622
<b>Others</b>	2024	-	-	1	1	-	2	-	-	-	-	-	-	4	-60%	4
	2023	3	-	2	2	1	2	-	-	-	-	-	-	10	▼	10

Filings by Case Category																
Case Categories		Jan	Feb	Mar	Apr	May	Jun	Jul	Aug	Sep	Oct	Nov	Dec	Thru Aug	% Change	Total
<b>Administrative Law</b>	2024	1	-	-	-	1	-	1	1	-	-	-	-	4	4	4
	2023	-	-	-	-	-	-	-	-	1	-	-	-	0	↔	1
<b>Capital Murder</b>	2024	2	-	-	-	-	-	-	-	-	-	-	-	2	2	2
	2023	-	-	-	-	-	-	-	-	-	-	-	-	0	↔	0
<b>Contested Divorce</b>	2024	8	3	7	9	4	3	5	5	-	-	-	-	44	-14%	44
	2023	8	6	8	5	6	6	5	7	7	4	9	3	51	▼	74
<b>Domestic and Family - Level 1</b>	2024	3	2	5	6	6	4	2	4	-	-	-	-	32	19%	32
	2023	9	5	2	3	1	2	1	4	5	5	5	1	27	▲	43
<b>Domestic and Family - Level 2</b>	2024	2	-	4	5	1	6	6	1	-	-	-	-	25	-22%	25
	2023	2	1	4	1	1	1	13	9	3	2	7	2	32	▼	46
<b>Felonies and Related Matters</b>	2024	129	102	81	127	104	110	98	157	-	-	-	-	908	-1%	908
	2023	94	141	101	113	152	103	101	115	116	117	126	100	920	▼	1,379
<b>General Civil - Level 1</b>	2024	1	1	-	-	-	-	-	3	-	-	-	-	5	5	5
	2023	-	-	-	-	-	-	-	-	-	-	-	1	0	↔	1
<b>General Civil - Level 2</b>	2024	12	11	9	15	12	13	18	12	-	-	-	-	102	62%	102
	2023	7	8	10	7	12	7	5	7	6	9	13	6	63	▲	97
<b>General Civil - Level 3</b>	2024	6	1	7	3	6	1	4	4	-	-	-	-	32	0%	32
	2023	2	3	3	4	4	4	8	4	3	2	4	2	32	↔	43
<b>Miscellaneous Civil</b>	2024	170	188	232	180	143	162	204	184	-	-	-	-	1,463	-7%	1,463
	2023	258	214	248	174	203	157	145	179	182	199	190	164	1,578	▼	2,313
<b>Misdemeanor</b>	2024	48	21	53	42	37	42	31	98	-	-	-	-	372	36%	372
	2023	29	23	44	16	54	44	33	30	40	31	51	39	273	▲	434
<b>Other</b>	2024	20	23	10	14	16	13	17	19	-	-	-	-	132	-28%	132
	2023	18	30	30	27	21	17	10	31	12	9	13	12	184	▼	230
<b>Other Criminally Related Matters</b>	2024	7	6	8	5	4	11	6	2	-	-	-	-	49	-11%	49
	2023	4	7	13	8	3	11	4	5	11	12	9	5	55	▼	92
<b>Probates/Wills &amp; Trusts - Level 1</b>	2024	-	-	-	-	-	-	-	-	-	-	-	-	0	-100%	0
	2023	-	-	-	-	1	-	1	1	1	-	-	-	3	▼	4
<b>Probates/Wills &amp; Trusts - Level 2</b>	2024	4	3	5	6	3	4	5	7	-	-	-	-	37	-3%	37
	2023	5	3	8	3	6	7	5	1	1	1	9	1	38	▼	50
<b>Protective Orders</b>	2024	-	1	-	-	-	1	-	-	-	-	-	-	2	-33%	2
	2023	-	-	-	-	1	-	-	2	1	2	-	1	3	▼	7
<b>Uncontested Divorce</b>	2024	14	17	11	11	20	20	12	15	-	-	-	-	120	-17%	120
	2023	19	24	21	14	12	20	20	15	20	11	24	10	145	▼	210

This report reflects data in the case management system. Numbers will update accordingly as reports are refreshed and posted.

Dashboard		Monthly Filings Summary		Jan --- Aug Filings	
<b>Court:</b> Page Circuit	<b>Circuit/Court ID:</b> 26 226139				
<b>Start/End Date:</b> Jan-23 / Aug-24	<b>Type of Case:</b> Filings				
<b>2023 Average Month:</b> 236	<b>2024 Average Month:</b> 197				
<b>Jan-Aug 2023:</b> 1,960	<b>Jan-Aug 2024 :</b> 1,577				
<b>Filings Trending:</b> ▼	<b>Overall AVG. Month:</b> 220				

Filings by Division																
Divisions		Jan	Feb	Mar	Apr	May	Jun	Jul	Aug	Sep	Oct	Nov	Dec	Thru Aug	% Change	Total
<b>Total</b>	2024	190	171	290	171	191	151	195	218	-	-	-	-	1,577	-20%	1,577
	2023	308	374	207	198	175	255	231	212	215	220	184	251	1,960	▼	2,830
<b>Civil</b>	2024	16	13	18	12	23	13	17	15	-	-	-	-	127	-13%	127
	2023	14	17	20	14	13	11	22	35	30	22	20	14	146	▼	232
<b>Criminal</b>	2024	124	87	215	90	124	100	132	147	-	-	-	-	1,019	-21%	1,019
	2023	200	270	102	127	109	191	162	121	143	125	114	184	1,282	▼	1,848
<b>Concealed Handgun Permits</b>	2024	38	54	42	51	26	28	31	40	-	-	-	-	310	-26%	310
	2023	79	78	64	44	41	43	30	39	31	56	36	39	418	▼	580
<b>Miscellaneous/Other</b>	2024	12	16	15	17	17	10	15	16	-	-	-	-	118	4%	118
	2023	15	9	21	13	12	10	17	17	11	17	14	14	114	▲	170
<b>Others</b>	2024	-	1	-	1	1	-	-	-	-	-	-	-	3	3	3
	2023	-	-	-	-	-	-	-	-	-	-	-	-	0	↔	0

Filings by Case Category																
Case Categories		Jan	Feb	Mar	Apr	May	Jun	Jul	Aug	Sep	Oct	Nov	Dec	Thru Aug	% Change	Total
<b>Administrative Law</b>	2024	-	-	-	-	1	-	-	-	-	-	-	-	1	1	1
	2023	-	-	-	-	-	-	-	-	-	-	-	1	0	↔	1
<b>Capital Murder</b>	2024	-	-	-	-	2	-	-	-	-	-	-	-	2	2	2
	2023	-	-	-	-	-	-	-	-	-	-	-	-	0	↔	0
<b>Contested Divorce</b>	2024	2	4	1	3	-	1	-	3	-	-	-	-	14	-39%	14
	2023	2	2	4	3	2	2	5	3	3	4	2	-	23	▼	32
<b>Domestic and Family - Level 1</b>	2024	1	2	2	-	2	1	2	-	-	-	-	-	10	-52%	10
	2023	2	2	3	-	-	2	8	4	5	1	1	1	21	▼	29
<b>Domestic and Family - Level 2</b>	2024	3	1	2	1	6	-	1	2	-	-	-	-	16	-6%	16
	2023	-	1	2	-	1	2	2	9	2	8	9	4	17	▼	40
<b>Felonies and Related Matters</b>	2024	91	53	168	57	77	82	90	120	-	-	-	-	738	-8%	738
	2023	113	212	53	57	78	95	117	81	85	82	78	112	806	▼	1,163
<b>General Civil - Level 1</b>	2024	-	1	-	-	-	-	-	-	-	-	-	-	1	-50%	1
	2023	-	1	-	-	1	-	-	-	-	-	-	-	2	▼	2
<b>General Civil - Level 2</b>	2024	3	1	5	3	14	-	8	1	-	-	-	-	35	75%	35
	2023	4	3	1	3	3	4	-	2	4	2	3	2	20	▲	31
<b>General Civil - Level 3</b>	2024	4	4	1	1	3	5	5	2	-	-	-	-	25	32%	25
	2023	2	3	-	1	1	-	3	9	10	-	1	8	19	▲	38
<b>Miscellaneous Civil</b>	2024	47	65	56	65	37	37	42	55	-	-	-	-	404	-21%	404
	2023	91	86	84	56	50	50	47	50	41	73	49	50	514	▼	727
<b>Misdemeanor</b>	2024	34	34	45	34	43	18	41	28	-	-	-	-	277	-33%	277
	2023	87	51	36	49	25	92	36	36	44	38	29	72	412	▼	595
<b>Other</b>	2024	-	1	-	2	1	2	-	-	-	-	-	-	6	6	6
	2023	-	-	-	-	-	-	-	-	1	1	-	-	0	↔	2
<b>Other Criminally Related Matters</b>	2024	-	-	4	-	2	-	1	-	-	-	-	-	7	-90%	7
	2023	-	8	13	21	6	4	9	7	14	5	9	-	68	▼	96
<b>Probates/Wills &amp; Trusts - Level 2</b>	2024	-	1	1	-	2	1	1	2	-	-	-	-	8	60%	8
	2023	-	-	1	1	-	2	1	-	1	1	-	-	5	▲	7
<b>Protective Orders</b>	2024	-	1	1	1	-	-	-	-	-	-	-	-	3	200%	3
	2023	-	-	-	-	1	-	-	-	-	-	-	-	1	▲	1
<b>Uncontested Divorce</b>	2024	5	3	4	4	1	4	4	5	-	-	-	-	30	-42%	30
	2023	7	5	10	7	7	2	3	11	5	5	3	1	52	▼	66

This report reflects data in the case management system. Numbers will update accordingly as reports are refreshed and posted.



# CPSS-CCMS-10.01 CASELOAD STATISTICS OF THE CIRCUIT COURTS

Rockingham

January 2023 -- August 2024 Filings

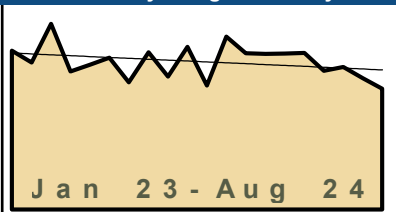
Alexandria and Fairfax Circuit are not Included in State Totals

## Dashboard

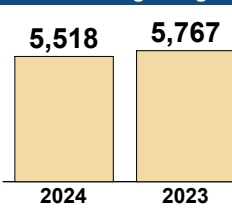
**Court:** Rockingham Circuit  
**Start/End Date:** Jan-23 / Aug-24  
**2023 Average Month:** 716  
**Jan-Aug 2023:** 5,767  
**Filings Trending:** ▼

**Circuit/Court ID:** 26 226165  
**Type of Case:** Filings  
**2024 Average Month:** 690  
**Jan-Aug 2024 :** 5,518  
**Overall AVG. Month:** 705

## Monthly Filings Summary



## Jan --- Aug Filings



## Filings by Division

Divisions		Jan	Feb	Mar	Apr	May	Jun	Jul	Aug	Sep	Oct	Nov	Dec	Thru Aug	% Change	Total
<b>Total</b>	2024	745	742	743	746	661	679	626	576	-	-	-	-	5,518	-4%	5,518
	2023	757	700	885	657	690	723	606	749	633	775	590	823	5,767	▼	8,588
<b>Civil</b>	2024	78	62	83	61	71	58	78	76	-	-	-	-	567	2%	567
	2023	54	73	107	66	66	66	61	62	68	56	43	69	555	▲	791
<b>Criminal</b>	2024	299	282	284	340	278	277	254	253	-	-	-	-	2,267	2%	2,267
	2023	274	239	292	234	282	363	228	303	298	373	254	244	2,215	▲	3,384
<b>Concealed Handgun Permits</b>	2024	202	180	199	183	169	146	161	142	-	-	-	-	1,382	-13%	1,382
	2023	236	219	268	188	183	143	170	173	131	176	156	147	1,580	▼	2,190
<b>Miscellaneous/ Other</b>	2024	166	218	177	161	143	197	133	105	-	-	-	-	1,300	-8%	1,300
	2023	192	169	218	169	158	151	147	211	136	170	137	363	1,415	▼	2,221
<b>Others</b>	2024	-	-	-	1	-	1	-	-	-	-	-	-	2	0%	2
	2023	1	-	-	-	1	-	-	-	-	-	-	-	2	↔	2

## Filings by Case Category

Case Categories		Jan	Feb	Mar	Apr	May	Jun	Jul	Aug	Sep	Oct	Nov	Dec	Thru Aug	% Change	Total
<b>Administrative Law</b>	2024	1	-	-	2	-	1	-	-	-	-	-	-	4	0%	4
	2023	-	-	1	-	1	1	1	-	2	-	-	-	4	↔	6
<b>Capital Murder</b>	2024	2	-	-	-	-	-	-	-	-	-	-	-	2	2	2
	2023	-	-	-	-	-	-	-	-	1	4	-	-	0	↔	5
<b>Contested Divorce</b>	2024	8	17	10	10	7	16	11	12	-	-	-	-	91	21%	91
	2023	10	14	7	11	12	8	6	7	14	9	10	9	75	▲	117
<b>Domestic and Family - Level 1</b>	2024	27	8	17	8	8	-	7	9	-	-	-	-	84	-5%	84
	2023	8	6	41	12	-	7	10	4	5	4	1	9	88	▼	107
<b>Domestic and Family - Level 2</b>	2024	1	2	6	4	8	2	6	4	-	-	-	-	33	-15%	33
	2023	4	1	4	5	11	7	2	5	3	2	4	11	39	▼	59
<b>Felonies and Related Matters</b>	2024	225	221	228	255	201	193	194	195	-	-	-	-	1,712	2%	1,712
	2023	207	166	242	177	217	273	171	226	224	292	184	178	1,679	▲	2,557
<b>General Civil - Level 1</b>	2024	1	1	1	2	-	2	4	1	-	-	-	-	12	71%	12
	2023	-	-	2	-	4	1	-	-	-	-	-	1	7	▲	8
<b>General Civil - Level 2</b>	2024	10	14	29	10	19	13	15	16	-	-	-	-	126	24%	126
	2023	9	18	14	15	13	19	7	7	8	14	7	13	102	▲	144
<b>General Civil - Level 3</b>	2024	9	5	3	6	5	6	8	9	-	-	-	-	51	-18%	51
	2023	6	5	9	10	3	7	10	12	3	7	10	13	62	▼	95
<b>Miscellaneous Civil</b>	2024	243	230	251	238	211	198	215	195	-	-	-	-	1,781	-12%	1,781
	2023	285	266	353	237	232	189	220	239	173	240	198	186	2,021	▼	2,818
<b>Misdemeanor</b>	2024	65	55	50	76	67	78	49	48	-	-	-	-	488	3%	488
	2023	59	66	44	50	53	80	54	68	58	69	50	56	474	▲	707
<b>Other</b>	2024	120	161	115	99	93	138	72	46	-	-	-	-	844	-9%	844
	2023	139	116	127	111	101	95	96	142	95	100	88	319	927	▼	1,529
<b>Other Criminally Related Matters</b>	2024	8	6	6	10	10	6	13	10	-	-	-	-	69	11%	69
	2023	8	7	6	7	12	10	3	9	15	8	20	13	62	▲	118
<b>Probates/Wills &amp; Trusts - Level 1</b>	2024	1	1	-	-	1	1	-	1	-	-	-	-	5	5	5
	2023	-	-	-	-	-	-	-	-	-	-	-	-	0	↔	0
<b>Probates/Wills &amp; Trusts - Level 2</b>	2024	4	3	2	3	1	3	1	3	-	-	-	-	20	-17%	20
	2023	5	5	2	5	4	1	-	2	6	4	2	-	24	▼	36
<b>Protective Orders</b>	2024	-	-	-	-	2	1	1	-	-	-	-	-	4	-78%	4
	2023	-	4	6	-	1	1	3	3	-	2	-	2	18	▼	22
<b>Uncontested Divorce</b>	2024	20	18	25	23	28	21	30	27	-	-	-	-	192	4%	192
	2023	17	26	27	17	26	24	23	25	26	20	16	13	185	▲	260

This report reflects data in the case management system. Numbers will update accordingly as reports are refreshed and posted.

Dashboard		Monthly Filings Summary		Jan --- Aug Filings	
<b>Court:</b> Shenandoah Circuit	<b>Circuit/Court ID:</b> 26 226171				
<b>Start/End Date:</b> Jan-23 / Aug-24	<b>Type of Case:</b> Filings				
<b>2023 Average Month:</b> 315	<b>2024 Average Month:</b> 291				
<b>Jan-Aug 2023:</b> 2,544	<b>Jan-Aug 2024 :</b> 2,324				
<b>Filings Trending:</b> ▼	<b>Overall AVG. Month:</b> 305				

Filings by Division																
Divisions		Jan	Feb	Mar	Apr	May	Jun	Jul	Aug	Sep	Oct	Nov	Dec	Thru Aug	% Change	Total
<b>Total</b>	2024	276	291	320	296	250	262	338	291	-	-	-	-	2,324	-9%	2,324
	2023	254	249	317	294	308	414	338	370	271	310	271	379	2,544	▼	3,775
<b>Civil</b>	2024	20	31	31	30	26	27	28	21	-	-	-	-	214	13%	214
	2023	28	15	24	16	33	16	34	23	21	32	35	16	189	▲	293
<b>Criminal</b>	2024	51	89	102	91	63	104	163	116	-	-	-	-	779	-14%	779
	2023	49	79	77	96	137	231	149	88	96	112	120	101	906	▼	1,335
<b>Concealed Handgun Permits</b>	2024	102	91	93	97	95	54	68	69	-	-	-	-	669	-25%	669
	2023	135	114	161	108	99	118	79	80	77	114	69	78	894	▼	1,232
<b>Miscellaneous/ Other</b>	2024	98	71	92	74	62	65	73	69	-	-	-	-	604	11%	604
	2023	42	41	55	74	39	49	70	175	75	50	47	178	545	▲	895
<b>Others</b>	2024	5	9	2	4	4	12	6	16	-	-	-	-	58	480%	58
	2023	-	-	-	-	-	-	6	4	2	2	-	6	10	▲	20

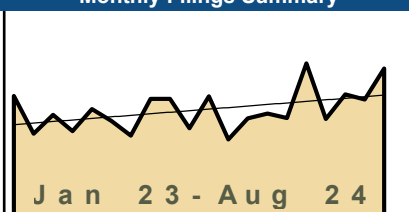
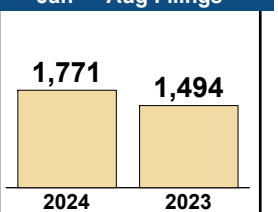
Filings by Case Category																
Case Categories		Jan	Feb	Mar	Apr	May	Jun	Jul	Aug	Sep	Oct	Nov	Dec	Thru Aug	% Change	Total
<b>Administrative Law</b>	2024	-	-	1	-	1	-	-	-	-	-	-	-	2	2	2
	2023	-	-	-	-	-	-	-	-	-	-	1	-	0	↔	1
<b>Contested Divorce</b>	2024	2	5	4	2	6	3	2	5	-	-	-	-	29	7%	29
	2023	1	6	4	4	2	3	2	5	1	4	3	3	27	▲	38
<b>Domestic and Family - Level 1</b>	2024	3	10	5	9	2	8	5	2	-	-	-	-	44	-8%	44
	2023	7	2	4	1	9	3	14	8	2	1	7	4	48	▼	62
<b>Domestic and Family - Level 2</b>	2024	-	1	-	2	1	-	-	-	-	-	-	-	4	-75%	4
	2023	-	2	-	1	4	-	6	3	1	-	1	-	16	▼	18
<b>Felonies and Related Matters</b>	2024	29	58	35	57	29	52	80	81	-	-	-	-	421	-32%	421
	2023	40	65	61	60	115	108	99	70	83	86	96	38	618	▼	921
<b>General Civil - Level 1</b>	2024	-	-	-	-	-	2	-	-	-	-	-	-	2	2	2
	2023	-	-	-	-	-	-	-	-	-	1	1	-	0	↔	2
<b>General Civil - Level 2</b>	2024	7	4	8	7	7	5	7	4	-	-	-	-	49	40%	49
	2023	4	1	5	3	6	7	5	4	4	11	10	4	35	▲	64
<b>General Civil - Level 3</b>	2024	2	1	1	4	1	2	2	3	-	-	-	-	16	45%	16
	2023	-	1	2	1	1	2	2	2	1	1	1	4	11	▲	18
<b>Miscellaneous Civil</b>	2024	123	117	112	127	117	80	93	91	-	-	-	-	860	-18%	860
	2023	148	139	188	127	112	134	102	102	95	131	89	100	1,052	▼	1,467
<b>Misdemeanor</b>	2024	22	22	53	26	27	40	64	32	-	-	-	-	286	8%	286
	2023	8	13	10	23	28	120	45	17	13	21	21	59	264	▲	378
<b>Other</b>	2024	82	54	75	47	42	49	53	59	-	-	-	-	461	21%	461
	2023	28	16	26	56	24	31	49	152	59	37	26	161	382	▲	665
<b>Other Criminally Related Matters</b>	2024	-	9	14	8	7	12	20	3	-	-	-	-	73	121%	73
	2023	1	1	6	14	1	3	5	2	-	5	3	4	33	▲	45
<b>Probates/Wills &amp; Trusts - Level 1</b>	2024	-	-	-	-	-	-	-	-	-	-	-	-	0	-100%	0
	2023	-	-	1	-	1	-	-	-	2	-	1	-	2	▼	5
<b>Probates/Wills &amp; Trusts - Level 2</b>	2024	1	5	1	-	1	2	6	1	-	-	-	-	17	143%	17
	2023	2	-	2	-	-	-	1	2	1	1	-	-	7	▲	9
<b>Protective Orders</b>	2024	-	-	-	-	-	-	-	-	-	-	-	-	0	0	0
	2023	-	-	-	-	-	-	-	-	-	-	1	-	0	↔	1
<b>Uncontested Divorce</b>	2024	5	5	11	7	9	7	6	10	-	-	-	-	60	22%	60
	2023	15	3	8	4	5	3	8	3	9	11	10	2	49	▲	81

This report reflects data in the case management system. Numbers will update accordingly as reports are refreshed and posted.

Dashboard		Monthly Filings Summary		Jan --- Aug Filings	
<b>Court:</b> Warren Circuit	<b>Circuit/Court ID:</b> 26 226187			<b>2,686</b>	<b>2,613</b>
<b>Start/End Date:</b> Jan-23 / Aug-24	<b>Type of Case:</b> Filings				2024 2023
<b>2023 Average Month:</b> 322	<b>2024 Average Month:</b> 336				
<b>Jan-Aug 2023:</b> 2,613	<b>Jan-Aug 2024 :</b> 2,686				
<b>Filings Trending:</b> ▲	<b>Overall AVG. Month:</b> 328				

Filings by Division																
Divisions		Jan	Feb	Mar	Apr	May	Jun	Jul	Aug	Sep	Oct	Nov	Dec	Thru Aug	% Change	Total
<b>Total</b>	2024	349	311	300	357	332	271	396	370	-	-	-	-	2,686	3%	2,686
	2023	340	324	426	302	305	267	337	312	256	306	323	370	2,613	▲	3,868
<b>Civil</b>	2024	28	35	26	26	35	33	33	24	-	-	-	-	240	-4%	240
	2023	20	27	16	55	33	28	34	37	26	24	35	33	250	▼	368
<b>Criminal</b>	2024	162	119	118	167	186	106	216	221	-	-	-	-	1,295	16%	1,295
	2023	142	159	163	108	139	111	154	145	91	116	132	134	1,121	▲	1,594
<b>Concealed Handgun Permits</b>	2024	85	81	87	64	59	59	68	65	-	-	-	-	568	-15%	568
	2023	123	84	109	82	64	65	83	62	69	78	80	54	672	▼	953
<b>Miscellaneous/Other</b>	2024	71	76	69	100	52	73	79	60	-	-	-	-	580	2%	580
	2023	55	54	138	57	69	63	65	66	70	87	76	149	567	▲	949
<b>Others</b>	2024	3	-	-	-	-	-	-	-	-	-	-	-	3	0%	3
	2023	-	-	-	-	-	-	1	2	-	1	-	-	3	↔	4

Filings by Case Category																
Case Categories		Jan	Feb	Mar	Apr	May	Jun	Jul	Aug	Sep	Oct	Nov	Dec	Thru Aug	% Change	Total
<b>Administrative Law</b>	2024	1	-	-	-	-	-	1	-	-	-	-	-	2	0%	2
	2023	1	-	1	-	-	-	-	-	-	-	-	-	2	↔	2
<b>Capital Murder</b>	2024	-	-	1	-	-	1	-	-	-	-	-	-	2	2	2
	2023	-	-	-	-	-	-	-	-	-	-	-	-	0	↔	0
<b>Contested Divorce</b>	2024	4	4	3	4	7	6	3	4	-	-	-	-	35	67%	35
	2023	-	2	1	4	6	5	1	2	2	1	3	3	21	▲	30
<b>Domestic and Family - Level 1</b>	2024	2	15	-	5	1	7	11	2	-	-	-	-	43	-19%	43
	2023	3	3	-	17	6	3	14	7	3	11	20	3	53	▼	90
<b>Domestic and Family - Level 2</b>	2024	2	1	1	1	3	-	2	-	-	-	-	-	10	-58%	10
	2023	-	1	3	13	1	2	4	-	1	1	-	3	24	▼	29
<b>Felonies and Related Matters</b>	2024	126	91	79	121	128	66	170	136	-	-	-	-	917	13%	917
	2023	99	107	119	88	92	78	131	97	69	78	101	102	811	▲	1,161
<b>General Civil - Level 1</b>	2024	1	-	-	-	-	1	-	-	-	-	-	-	2	0%	2
	2023	-	1	-	-	-	-	-	1	-	-	-	1	2	↔	3
<b>General Civil - Level 2</b>	2024	7	7	6	5	7	12	6	8	-	-	-	-	58	76%	58
	2023	3	4	1	2	8	7	2	6	8	3	6	9	33	▲	59
<b>General Civil - Level 3</b>	2024	3	-	3	3	8	3	5	2	-	-	-	-	27	108%	27
	2023	2	3	1	4	1	-	-	2	-	1	2	8	13	▲	24
<b>Miscellaneous Civil</b>	2024	104	105	111	90	77	81	97	86	-	-	-	-	751	-12%	751
	2023	143	107	140	105	82	88	102	89	98	104	98	69	856	▼	1,225
<b>Misdemeanor</b>	2024	28	26	30	30	49	35	38	54	-	-	-	-	290	24%	290
	2023	33	40	39	17	33	15	23	33	20	31	25	29	233	▲	338
<b>Other</b>	2024	57	50	45	76	34	51	46	39	-	-	-	-	398	4%	398
	2023	33	32	106	31	49	44	46	41	43	61	56	134	382	▲	676
<b>Other Criminally Related Matters</b>	2024	8	2	8	16	9	4	8	31	-	-	-	-	86	10%	86
	2023	10	12	5	3	14	18	1	15	3	7	7	3	78	▲	98
<b>Probates/Wills &amp; Trusts - Level 1</b>	2024	-	1	1	-	-	-	-	-	-	-	-	-	2	2	2
	2023	-	-	-	-	-	-	-	-	-	-	-	-	0	↔	0
<b>Probates/Wills &amp; Trusts - Level 2</b>	2024	3	1	2	-	2	-	1	3	-	-	-	-	12	-33%	12
	2023	5	2	2	2	3	1	1	2	1	2	1	1	18	▼	23
<b>Uncontested Divorce</b>	2024	3	8	10	6	7	4	8	5	-	-	-	-	51	-41%	51
	2023	8	10	8	16	10	6	12	17	8	6	4	5	87	▼	110

Dashboard	Monthly Filings Summary	Jan --- Aug Filings
<p><b>Court:</b> Winchester Circuit  <b>Start/End Date:</b> Jan-23 / Aug-24  <b>2023 Average Month:</b> 188  <b>Jan-Aug 2023:</b> 1,494  <b>Filings Trending:</b> ▲</p>	<p><b>Circuit/Court ID:</b> 26 226840  <b>Type of Case:</b> Filings  <b>2024 Average Month:</b> 221  <b>Jan-Aug 2024 :</b> 1,771  <b>Overall AVG. Month:</b> 201</p>	
		

Filings by Division																
Divisions		Jan	Feb	Mar	Apr	May	Jun	Jul	Aug	Sep	Oct	Nov	Dec	Thru Aug	% Change	Total
<b>Total</b>	2024	185	194	186	290	184	231	221	280	-	-	-	-	1,771	19%	1,771
	2023	228	156	192	161	203	180	152	222	222	166	227	145	1,494	▲	2,254
<b>Civil</b>	2024	12	19	16	54	18	16	19	21	-	-	-	-	175	-10%	175
	2023	38	24	17	18	21	27	16	34	30	21	20	19	195	▼	285
<b>Criminal</b>	2024	105	109	117	169	112	157	114	193	-	-	-	-	1,076	27%	1,076
	2023	123	80	116	90	119	94	95	130	147	95	148	81	847	▲	1,318
<b>Concealed Handgun Permits</b>	2024	26	23	22	29	22	28	38	16	-	-	-	-	204	11%	204
	2023	42	23	25	27	18	18	13	18	17	22	22	12	184	▲	257
<b>Miscellaneous/Other</b>	2024	42	42	31	37	29	28	40	50	-	-	-	-	299	15%	299
	2023	24	29	32	26	44	40	26	38	28	27	36	32	259	▲	382
<b>Others</b>	2024	-	1	-	1	3	2	10	-	-	-	-	-	17	89%	17
	2023	1	-	2	-	1	1	2	2	-	1	1	1	9	▲	12

Filings by Case Category																
Case Categories		Jan	Feb	Mar	Apr	May	Jun	Jul	Aug	Sep	Oct	Nov	Dec	Thru Aug	% Change	Total
<b>Administrative Law</b>	2024	1	-	-	-	-	-	-	-	-	-	-	-	1	1	1
	2023	-	-	-	-	-	-	-	-	-	-	-	-	0	↔	0
<b>Contested Divorce</b>	2024	1	3	1	3	1	1	1	3	-	-	-	-	14	-30%	14
	2023	3	1	3	4	3	2	1	3	2	2	4	2	20	▼	30
<b>Domestic and Family - Level 1</b>	2024	1	4	4	19	2	4	2	7	-	-	-	-	43	-7%	43
	2023	17	9	3	-	3	9	-	5	12	8	1	1	46	▼	68
<b>Domestic and Family - Level 2</b>	2024	1	2	-	1	5	2	4	-	-	-	-	-	15	-32%	15
	2023	4	4	1	4	1	2	1	5	1	2	1	-	22	▼	26
<b>Felonies and Related Matters</b>	2024	73	81	74	141	87	125	72	144	-	-	-	-	797	19%	797
	2023	93	61	93	64	98	80	77	103	115	78	114	73	669	▲	1,049
<b>General Civil - Level 1</b>	2024	-	2	-	1	-	-	-	1	-	-	-	-	4	-43%	4
	2023	2	-	3	-	1	-	-	1	1	1	2	-	7	▼	11
<b>General Civil - Level 2</b>	2024	4	2	3	11	3	5	5	3	-	-	-	-	36	9%	36
	2023	2	7	2	3	4	6	3	6	4	1	2	8	33	▲	48
<b>General Civil - Level 3</b>	2024	1	1	1	2	3	1	1	1	-	-	-	-	11	22%	11
	2023	3	-	1	2	1	1	-	1	3	-	2	4	9	▲	18
<b>Miscellaneous Civil</b>	2024	38	38	36	47	36	40	49	35	-	-	-	-	319	14%	319
	2023	52	33	35	40	30	33	24	32	28	30	35	23	279	▲	395
<b>Misdemeanor</b>	2024	26	21	36	35	23	29	38	42	-	-	-	-	250	68%	250
	2023	27	13	21	22	18	14	14	20	29	17	29	5	149	▲	229
<b>Other</b>	2024	26	27	17	19	16	18	37	30	-	-	-	-	190	11%	190
	2023	14	17	24	13	33	27	17	26	18	20	25	20	171	▲	254
<b>Other Criminally Related Matters</b>	2024	6	7	7	3	2	3	5	7	-	-	-	-	40	38%	40
	2023	3	6	2	4	3	-	4	7	3	1	5	3	29	▲	41
<b>Probates/Wills &amp; Trusts - Level 2</b>	2024	2	2	1	2	1	-	1	1	-	-	-	-	10	-41%	10
	2023	4	5	2	2	-	-	3	1	1	3	1	2	17	▼	24
<b>Protective Orders</b>	2024	1	-	-	-	-	-	1	-	-	-	-	-	2	100%	2
	2023	-	-	-	-	-	1	-	-	-	-	2	-	1	▲	3
<b>Uncontested Divorce</b>	2024	4	4	6	6	5	3	5	6	-	-	-	-	39	-7%	39
	2023	4	-	2	3	8	5	8	12	5	3	4	4	42	▼	58

This report reflects data in the case management system. Numbers will update accordingly as reports are refreshed and posted.

Dashboard		Monthly Filings Summary		Jan --- Aug Filings	
<p><b>Court:</b> Bland Circuit  <b>Start/End Date:</b> Jan-23 / Aug-24  <b>2023 Average Month:</b> 40  <b>Jan-Aug 2023:</b> 325  <b>Filings Trending:</b> ▼</p>	<p><b>Circuit/Court ID:</b> 27 227021  <b>Type of Case:</b> Filings  <b>2024 Average Month:</b>39  <b>Jan-Aug 2024 :</b> 313  <b>Overall AVG. Month:</b> 40</p>	<p>Jan 23 - Aug 24</p>		<div style="display: flex; justify-content: space-around;"> <div style="text-align: center;"> <p><b>313</b></p> <p>2024</p> </div> <div style="text-align: center;"> <p><b>325</b></p> <p>2023</p> </div> </div>	

Filings by Division																
Divisions		Jan	Feb	Mar	Apr	May	Jun	Jul	Aug	Sep	Oct	Nov	Dec	Thru Aug	% Change	Total
<b>Total</b>	2024	35	36	41	39	42	41	39	40	-	-	-	-	313	-4%	313
	2023	36	57	76	25	40	36	21	34	35	36	57	29	325	▼	482
<b>Civil</b>	2024	7	3	1	4	11	8	3	5	-	-	-	-	42	68%	42
	2023	4	2	5	1	-	6	4	3	5	4	8	2	25	▲	44
<b>Criminal</b>	2024	10	9	3	9	11	7	3	21	-	-	-	-	73	12%	73
	2023	8	10	18	-	6	4	5	14	9	8	19	13	65	▲	114
<b>Concealed Handgun Permits</b>	2024	14	24	33	20	18	18	29	12	-	-	-	-	168	-16%	168
	2023	22	36	47	23	27	20	9	16	19	23	24	14	200	▼	280
<b>Miscellaneous/ Other</b>	2024	4	-	4	6	2	7	4	2	-	-	-	-	29	-17%	29
	2023	2	9	6	1	7	6	3	1	2	1	6	-	35	▼	44
<b>Others</b>	2024	-	-	-	-	-	1	-	-	-	-	-	-	1	1	1
	2023	-	-	-	-	-	-	-	-	-	-	-	-	0	↔	0

Filings by Case Category																
Case Categories		Jan	Feb	Mar	Apr	May	Jun	Jul	Aug	Sep	Oct	Nov	Dec	Thru Aug	% Change	Total
<b>Capital Murder</b>	2024	-	-	-	-	-	-	-	-	-	-	-	-	0	0	0
	2023	-	-	-	-	-	-	-	-	-	-	-	1	-	0	↔
<b>Contested Divorce</b>	2024	-	1	-	1	2	1	1	1	-	-	-	-	7	40%	7
	2023	-	-	-	-	-	3	2	-	1	-	-	-	5	▲	6
<b>Domestic and Family - Level 1</b>	2024	-	-	1	-	6	1	-	-	-	-	-	-	8	33%	8
	2023	-	-	4	-	-	-	2	-	-	-	-	-	6	▲	6
<b>Domestic and Family - Level 2</b>	2024	1	-	-	1	-	-	-	-	-	-	-	-	2	-50%	2
	2023	2	-	-	-	-	1	-	1	-	2	-	-	4	▼	6
<b>Felonies and Related Matters</b>	2024	10	6	2	7	9	4	-	18	-	-	-	-	56	-2%	56
	2023	8	5	18	-	5	4	5	12	7	6	14	11	57	▼	95
<b>General Civil - Level 1</b>	2024	-	-	-	1	-	-	-	-	-	-	-	-	1	1	1
	2023	-	-	-	-	-	-	-	-	-	-	-	-	0	↔	0
<b>General Civil - Level 2</b>	2024	2	-	-	-	-	1	-	1	-	-	-	-	4	-60%	4
	2023	-	5	1	-	1	2	-	1	-	1	1	1	10	▼	13
<b>General Civil - Level 3</b>	2024	2	-	-	-	-	-	-	1	-	-	-	-	3	0%	3
	2023	2	-	-	-	-	-	-	1	-	1	1	-	3	↔	5
<b>Miscellaneous Civil</b>	2024	18	24	37	25	21	25	33	13	-	-	-	-	196	-14%	196
	2023	24	41	52	24	33	25	11	17	21	24	30	14	227	▼	316
<b>Misdemeanor</b>	2024	-	3	1	1	2	3	3	3	-	-	-	-	16	167%	16
	2023	-	5	-	-	-	-	-	1	2	1	4	1	6	▲	14
<b>Other</b>	2024	-	-	-	-	-	2	-	-	-	-	-	-	2	2	2
	2023	-	-	-	-	-	-	-	-	-	-	-	-	0	↔	0
<b>Other Criminally Related Matters</b>	2024	-	-	-	1	-	-	-	-	-	-	-	-	1	-50%	1
	2023	-	-	-	-	1	-	-	1	-	1	-	1	2	▼	4
<b>Probates/Wills &amp; Trusts - Level 2</b>	2024	-	1	-	-	-	-	-	-	-	-	-	-	1	-50%	1
	2023	-	-	-	1	-	-	1	-	-	-	1	-	2	▼	3
<b>Uncontested Divorce</b>	2024	2	1	-	2	2	4	2	3	-	-	-	-	16	433%	16
	2023	-	1	1	-	-	1	-	-	4	-	-	5	1	3	▲

Dashboard		Monthly Filings Summary		Jan --- Aug Filings	
<b>Court:</b> Carroll Circuit <b>Start/End Date:</b> Jan-23 / Aug-24 <b>2023 Average Month:</b> 290 <b>Jan-Aug 2023:</b> 2,449 <b>Filings Trending:</b> ▼	<b>Circuit/Court ID:</b> 27 227035 <b>Type of Case:</b> Filings <b>2024 Average Month:</b> 288 <b>Jan-Aug 2024 :</b> 2,302 <b>Overall AVG. Month:</b> 289	<p>Jan 23 - Aug 24</p>	<div style="display: flex; justify-content: space-around;"> <div style="text-align: center;"> <p><b>2,302</b></p> <div style="width: 40px; height: 40px; background-color: #f0e68c; margin: 0 auto;"></div> <p>2024</p> </div> <div style="text-align: center;"> <p><b>2,449</b></p> <div style="width: 40px; height: 40px; background-color: #f0e68c; margin: 0 auto;"></div> <p>2023</p> </div> </div>		

Filings by Division																
Divisions		Jan	Feb	Mar	Apr	May	Jun	Jul	Aug	Sep	Oct	Nov	Dec	Thru Aug	% Change	Total
<b>Total</b>	2024	273	365	371	301	274	252	243	223	-	-	-	-	2,302	-6%	2,302
	2023	397	257	390	315	277	343	199	271	275	251	178	326	2,449	▼	3,479
<b>Civil</b>	2024	19	24	29	28	34	27	25	16	-	-	-	-	202	-6%	202
	2023	32	18	30	37	28	26	28	17	21	33	19	18	216	▼	307
<b>Criminal</b>	2024	86	101	166	128	120	141	111	111	-	-	-	-	964	2%	964
	2023	165	91	125	122	108	170	53	113	164	88	46	161	947	▲	1,406
<b>Concealed Handgun Permits</b>	2024	106	91	106	79	77	48	56	66	-	-	-	-	629	-32%	629
	2023	150	103	180	121	103	97	81	91	53	87	77	85	926	▼	1,228
<b>Miscellaneous/ Other</b>	2024	62	149	70	64	42	36	50	30	-	-	-	-	503	41%	503
	2023	50	45	55	35	38	48	37	50	37	43	36	61	358	▲	535
<b>Others</b>	2024	-	-	-	2	1	-	1	-	-	-	-	-	4	100%	4
	2023	-	-	-	-	-	2	-	-	-	-	-	1	2	▲	3

Filings by Case Category																
Case Categories		Jan	Feb	Mar	Apr	May	Jun	Jul	Aug	Sep	Oct	Nov	Dec	Thru Aug	% Change	Total
<b>Administrative Law</b>	2024	-	-	-	-	-	-	1	1	-	-	-	-	2	2	2
	2023	-	-	-	-	-	-	-	-	1	-	-	-	0	↔	1
<b>Capital Murder</b>	2024	-	-	-	-	-	-	-	-	-	-	-	-	0	-100%	0
	2023	-	-	1	-	-	-	-	-	-	-	-	-	1	▼	1
<b>Contested Divorce</b>	2024	1	3	2	3	1	6	2	1	-	-	-	-	19	-24%	19
	2023	4	1	6	3	2	5	3	1	3	4	1	4	25	▼	37
<b>Domestic and Family - Level 1</b>	2024	1	1	13	5	14	2	5	1	-	-	-	-	42	40%	42
	2023	12	4	7	2	1	1	1	2	3	8	6	4	30	▲	51
<b>Domestic and Family - Level 2</b>	2024	1	2	3	1	5	3	-	1	-	-	-	-	16	-16%	16
	2023	2	-	8	1	7	-	1	-	6	1	2	19	▼	28	
<b>Felonies and Related Matters</b>	2024	75	76	148	88	108	115	99	96	-	-	-	-	805	7%	805
	2023	142	74	108	87	79	137	28	98	149	70	36	140	753	▲	1,148
<b>General Civil - Level 1</b>	2024	1	-	-	-	1	1	-	-	-	-	-	-	3	-40%	3
	2023	1	-	-	-	1	-	2	1	-	1	1	-	5	▼	7
<b>General Civil - Level 2</b>	2024	3	2	-	4	3	5	3	3	-	-	-	-	23	-44%	23
	2023	2	3	4	6	10	2	8	6	1	6	2	2	41	▼	52
<b>General Civil - Level 3</b>	2024	3	5	3	3	2	1	3	2	-	-	-	-	22	38%	22
	2023	2	-	1	4	3	3	2	1	2	1	1	2	16	▲	22
<b>Miscellaneous Civil</b>	2024	114	112	125	107	103	64	74	75	-	-	-	-	774	-26%	774
	2023	171	113	205	137	109	115	95	104	66	101	93	94	1,049	▼	1,403
<b>Misdemeanor</b>	2024	4	17	12	11	9	9	9	7	-	-	-	-	78	-20%	78
	2023	10	12	13	11	16	16	7	12	3	14	6	4	97	▼	124
<b>Other</b>	2024	54	129	50	38	17	20	33	21	-	-	-	-	362	57%	362
	2023	28	34	28	20	33	31	22	35	24	30	21	53	231	▲	359
<b>Other Criminally Related Matters</b>	2024	7	8	9	31	3	17	3	10	-	-	-	-	88	-13%	88
	2023	13	6	6	24	13	18	18	3	12	4	5	17	101	▼	139
<b>Probates/Wills &amp; Trusts - Level 1</b>	2024	1	-	-	-	1	-	1	-	-	-	-	-	3	0%	3
	2023	1	2	-	-	-	-	-	-	1	-	-	-	3	↔	4
<b>Probates/Wills &amp; Trusts - Level 2</b>	2024	1	4	2	4	1	2	1	1	-	-	-	-	16	14%	16
	2023	1	2	3	-	2	2	3	1	4	1	1	-	14	▲	20
<b>Uncontested Divorce</b>	2024	7	6	4	6	6	7	9	4	-	-	-	-	49	-23%	49
	2023	8	6	8	13	7	6	10	6	6	5	4	4	64	▼	83

This report reflects data in the case management system. Numbers will update accordingly as reports are refreshed and posted.




Dashboard

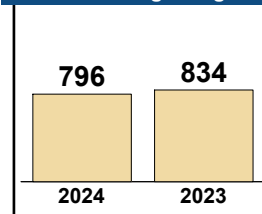
**Court:** Floyd Circuit  
**Start/End Date:** Jan-23 / Aug-24  
**2023 Average Month:** 94  
**Jan-Aug 2023:** 834  
**Filings Trending:** ▼

**Circuit/Court ID:** 27 227063  
**Type of Case:** Filings  
**2024 Average Month:** 100  
**Jan-Aug 2024 :** 796  
**Overall AVG. Month:** 96

Monthly Filings Summary



Jan --- Aug Filings



Filings by Division

Divisions		Jan	Feb	Mar	Apr	May	Jun	Jul	Aug	Sep	Oct	Nov	Dec	Thru Aug	% Change	Total
<b>Total</b>	2024	121	82	121	110	78	88	129	67	-	-	-	-	796	-5%	796
	2023	163	100	117	100	86	90	116	62	59	106	67	60	834	▼	1,126
<b>Civil</b>	2024	12	8	34	8	7	18	9	8	-	-	-	-	104	4%	104
	2023	11	11	10	17	11	15	13	12	4	5	12	10	100	▲	131
<b>Criminal</b>	2024	70	25	16	38	8	27	72	13	-	-	-	-	269	-15%	269
	2023	85	22	33	43	29	28	66	10	26	54	22	14	316	▼	432
<b>Concealed Handgun Permits</b>	2024	29	44	54	49	51	33	34	27	-	-	-	-	321	-4%	321
	2023	56	50	61	27	39	40	27	33	21	36	24	27	333	▼	441
<b>Miscellaneous/ Other</b>	2024	10	5	17	15	12	10	14	19	-	-	-	-	102	20%	102
	2023	11	17	13	13	7	7	10	7	8	11	9	9	85	▲	122

Filings by Case Category

Case Categories		Jan	Feb	Mar	Apr	May	Jun	Jul	Aug	Sep	Oct	Nov	Dec	Thru Aug	% Change	Total
<b>Contested Divorce</b>	2024	-	2	3	-	1	2	1	2	-	-	-	-	11	-15%	11
	2023	1	2	2	1	2	1	3	1	2	-	3	3	13	▼	21
<b>Domestic and Family - Level 1</b>	2024	6	2	20	-	2	1	-	-	-	-	-	-	31	11%	31
	2023	-	2	6	9	2	5	-	4	-	1	6	3	28	▲	38
<b>Domestic and Family - Level 2</b>	2024	-	1	3	3	-	1	1	1	-	-	-	-	10	25%	10
	2023	-	-	1	2	3	-	2	-	-	-	-	-	8	▲	8
<b>Felonies and Related Matters</b>	2024	59	13	11	25	2	12	61	6	-	-	-	-	189	-14%	189
	2023	61	13	26	33	11	16	53	6	18	31	11	9	219	▼	288
<b>General Civil - Level 1</b>	2024	-	-	-	-	-	-	-	1	-	-	-	-	1	1	1
	2023	-	-	-	-	-	-	-	-	-	-	-	-	0	↔	0
<b>General Civil - Level 2</b>	2024	1	-	2	2	2	3	1	-	-	-	-	-	11	-42%	11
	2023	2	4	2	1	2	2	4	2	-	1	1	1	19	▼	22
<b>General Civil - Level 3</b>	2024	-	1	1	-	1	2	-	-	-	-	-	-	5	-67%	5
	2023	2	-	-	4	1	7	1	-	-	-	1	1	15	▼	17
<b>Miscellaneous Civil</b>	2024	38	49	71	61	62	43	47	45	-	-	-	-	416	2%	416
	2023	67	64	72	37	44	46	36	40	29	47	29	35	406	▲	546
<b>Misdemeanor</b>	2024	10	12	5	13	5	14	14	6	-	-	-	-	79	-14%	79
	2023	23	7	5	10	18	12	13	4	5	22	10	4	92	▼	133
<b>Other</b>	2024	1	-	-	-	-	-	-	-	-	-	-	-	1	-50%	1
	2023	-	-	-	1	-	-	-	1	-	-	-	-	2	▼	2
<b>Other Criminally Related Matters</b>	2024	1	-	-	-	1	1	-	1	-	-	-	-	4	-20%	4
	2023	1	2	2	-	-	-	-	-	3	1	1	1	5	▼	11
<b>Probates/Wills &amp; Trusts - Level 1</b>	2024	-	-	-	-	-	1	-	-	-	-	-	-	1	0%	1
	2023	-	1	-	-	-	-	-	-	-	-	-	-	1	↔	1
<b>Probates/Wills &amp; Trusts - Level 2</b>	2024	1	-	-	-	-	1	-	2	-	-	-	-	4	-20%	4
	2023	2	-	-	1	-	-	1	1	-	1	2	2	5	▼	10
<b>Protective Orders</b>	2024	-	1	-	1	1	-	1	-	-	-	-	-	4	100%	4
	2023	1	1	-	-	-	-	-	-	-	-	-	-	2	▲	2
<b>Uncontested Divorce</b>	2024	4	1	5	5	1	7	3	3	-	-	-	-	29	53%	29
	2023	3	4	1	1	3	1	3	3	2	2	3	1	19	▲	27

Dashboard		Monthly Filings Summary		Jan --- Aug Filings	
<p><b>Court:</b> Giles Circuit  <b>Start/End Date:</b> Jan-23 / Aug-24  <b>2023 Average Month:</b> 151  <b>Jan-Aug 2023:</b> 1,187  <b>Filings Trending:</b> ▼</p>	<p><b>Circuit/Court ID:</b> 27 227071  <b>Type of Case:</b> Filings  <b>2024 Average Month:</b> 131  <b>Jan-Aug 2024 :</b> 1,045  <b>Overall AVG. Month:</b> 143</p>	<p style="text-align: center; font-weight: bold; color: white;">Jan 23 - Aug 24</p>		<div style="display: flex; justify-content: space-around; align-items: center;"> <div style="text-align: center;"> <p style="font-size: 1.2em; font-weight: bold;">1,045</p> <div style="width: 40px; height: 40px; background-color: #f0e68c; margin: 0 auto;"></div> <p style="font-size: 0.8em;">2024</p> </div> <div style="text-align: center;"> <p style="font-size: 1.2em; font-weight: bold;">1,187</p> <div style="width: 40px; height: 40px; background-color: #f0e68c; margin: 0 auto;"></div> <p style="font-size: 0.8em;">2023</p> </div> </div>	

Filings by Division																
Divisions		Jan	Feb	Mar	Apr	May	Jun	Jul	Aug	Sep	Oct	Nov	Dec	Thru Aug	% Change	Total
<b>Total</b>	2024	141	120	105	162	131	110	163	113	-	-	-	-	1,045	-12%	1,045
	2023	192	108	155	175	114	129	171	143	131	174	167	147	1,187	▼	1,806
<b>Civil</b>	2024	19	22	14	14	7	17	18	12	-	-	-	-	123	-3%	123
	2023	6	12	16	15	25	13	18	22	31	21	12	8	127	▼	199
<b>Criminal</b>	2024	48	31	32	85	56	37	75	49	-	-	-	-	413	2%	413
	2023	89	9	33	78	29	51	71	45	44	76	98	19	405	▲	642
<b>Concealed Handgun Permits</b>	2024	30	43	33	30	39	24	40	21	-	-	-	-	260	-38%	260
	2023	75	51	75	60	36	36	48	39	30	39	35	31	420	▼	555
<b>Miscellaneous/Other</b>	2024	43	24	26	33	29	32	30	30	-	-	-	-	247	7%	247
	2023	22	35	30	22	24	28	34	36	26	36	22	89	231	▲	404
<b>Others</b>	2024	1	-	-	-	-	-	-	1	-	-	-	-	2	-50%	2
	2023	-	1	1	-	-	-	1	-	-	2	-	-	4	▼	6

Filings by Case Category																
Case Categories		Jan	Feb	Mar	Apr	May	Jun	Jul	Aug	Sep	Oct	Nov	Dec	Thru Aug	% Change	Total
<b>Administrative Law</b>	2024	-	-	-	-	-	-	-	-	-	-	-	-	0	-100%	0
	2023	-	-	-	-	-	-	-	1	-	-	-	-	1	▼	1
<b>Contested Divorce</b>	2024	2	1	1	3	1	-	1	2	-	-	-	-	11	-27%	11
	2023	2	4	2	3	4	-	-	-	1	1	1	1	15	▼	19
<b>Domestic and Family - Level 1</b>	2024	9	12	1	1	2	4	12	-	-	-	-	-	41	-18%	41
	2023	1	-	4	1	14	6	12	12	26	7	5	1	50	▼	89
<b>Domestic and Family - Level 2</b>	2024	2	-	1	4	-	1	-	-	-	-	-	-	8	33%	8
	2023	-	-	1	-	-	2	1	2	1	1	-	1	6	▲	9
<b>Felonies and Related Matters</b>	2024	39	12	21	74	46	16	58	13	-	-	-	-	279	12%	279
	2023	49	5	16	53	18	34	49	26	23	51	72	9	250	▲	405
<b>General Civil - Level 1</b>	2024	1	-	-	-	-	-	-	-	-	-	-	-	1	1	1
	2023	-	-	-	-	-	-	-	-	1	1	2	-	0	↔	4
<b>General Civil - Level 2</b>	2024	-	1	2	3	2	3	-	1	-	-	-	-	12	-8%	12
	2023	-	4	2	4	1	-	1	1	2	2	1	-	13	▼	18
<b>General Civil - Level 3</b>	2024	-	5	-	1	-	3	1	3	-	-	-	-	13	8%	13
	2023	1	2	1	1	2	2	1	2	1	2	-	2	12	▲	17
<b>Miscellaneous Civil</b>	2024	37	50	43	41	48	35	52	32	-	-	-	-	338	-30%	338
	2023	78	64	86	66	40	40	59	50	40	51	40	38	483	▼	652
<b>Misdemeanor</b>	2024	9	15	9	11	10	21	16	18	-	-	-	-	109	-24%	109
	2023	38	3	17	22	10	17	21	16	19	25	22	8	144	▼	218
<b>Other</b>	2024	36	16	18	21	19	21	18	21	-	-	-	-	170	4%	170
	2023	19	20	20	16	19	23	21	25	14	27	16	82	163	▲	302
<b>Other Criminally Related Matters</b>	2024	-	4	2	-	-	-	1	18	-	-	-	-	25	127%	25
	2023	2	1	-	3	1	-	1	3	2	1	4	2	11	▲	20
<b>Probates/Wills &amp; Trusts - Level 2</b>	2024	1	1	-	-	1	1	1	-	-	-	-	-	5	-50%	5
	2023	2	1	2	1	-	1	1	2	-	4	2	-	10	▼	16
<b>Protective Orders</b>	2024	-	-	-	-	-	-	-	-	-	-	-	-	0	-100%	0
	2023	-	-	-	-	1	-	-	-	-	-	-	-	1	▼	1
<b>Uncontested Divorce</b>	2024	5	3	7	3	2	5	3	5	-	-	-	-	33	18%	33
	2023	-	4	4	5	4	4	4	4	3	1	1	2	3	28	▲

Dashboard		Monthly Filings Summary		Jan --- Aug Filings	
<b>Court:</b> Grayson Circuit	<b>Circuit/Court ID:</b> 27 227077				
<b>Start/End Date:</b> Jan-23 / Aug-24	<b>Type of Case:</b> Filings				
<b>2023 Average Month:</b> 176	<b>2024 Average Month:</b> 152				
<b>Jan-Aug 2023:</b> 1,509	<b>Jan-Aug 2024 :</b> 1,214				
<b>Filings Trending:</b> ▼	<b>Overall AVG. Month:</b> 166				

Filings by Division																
Divisions		Jan	Feb	Mar	Apr	May	Jun	Jul	Aug	Sep	Oct	Nov	Dec	Thru Aug	% Change	Total
<b>Total</b>	2024	159	177	135	183	201	125	132	102	-	-	-	-	1,214	-20%	1,214
	2023	250	166	244	180	169	176	194	130	113	228	135	127	1,509	▼	2,112
<b>Civil</b>	2024	19	21	17	17	19	26	16	19	-	-	-	-	154	-15%	154
	2023	12	17	35	24	24	34	19	17	26	31	19	17	182	▼	275
<b>Criminal</b>	2024	60	78	50	97	122	41	72	36	-	-	-	-	556	-12%	556
	2023	126	50	75	80	62	71	118	50	33	123	51	52	632	▼	891
<b>Concealed Handgun Permits</b>	2024	51	50	44	43	36	41	31	40	-	-	-	-	336	-29%	336
	2023	80	76	95	53	57	49	29	31	38	53	52	33	470	▼	646
<b>Miscellaneous/Other</b>	2024	29	28	24	26	23	17	13	7	-	-	-	-	167	-26%	167
	2023	32	23	39	23	26	22	28	32	16	20	13	25	225	▼	299
<b>Others</b>	2024	-	-	-	-	1	-	-	-	-	-	-	-	1	1	1
	2023	-	-	-	-	-	-	-	-	-	1	-	-	0	↔	1

Filings by Case Category																
Case Categories		Jan	Feb	Mar	Apr	May	Jun	Jul	Aug	Sep	Oct	Nov	Dec	Thru Aug	% Change	Total
<b>Administrative Law</b>	2024	-	-	-	-	-	-	-	-	-	-	-	-	0	-100%	0
	2023	-	-	-	-	-	-	-	1	-	-	-	-	1	▼	1
<b>Capital Murder</b>	2024	-	-	-	-	-	-	-	-	-	-	-	-	0	-100%	0
	2023	-	-	-	-	-	-	1	-	-	-	-	-	1	▼	1
<b>Contested Divorce</b>	2024	5	1	3	1	2	1	2	1	-	-	-	-	16	45%	16
	2023	1	1	2	1	1	3	2	-	2	2	1	1	11	▲	17
<b>Domestic and Family - Level 1</b>	2024	2	4	1	4	3	3	5	-	-	-	-	-	22	-52%	22
	2023	6	2	19	4	4	5	5	1	2	4	6	2	46	▼	60
<b>Domestic and Family - Level 2</b>	2024	4	2	1	1	4	1	-	2	-	-	-	-	15	67%	15
	2023	-	2	1	1	3	2	-	-	9	-	-	-	9	▲	18
<b>Felonies and Related Matters</b>	2024	45	56	42	89	105	26	52	25	-	-	-	-	440	-9%	440
	2023	98	38	65	69	40	51	94	31	19	89	35	36	486	▼	665
<b>General Civil - Level 1</b>	2024	-	-	-	-	-	-	-	-	-	-	-	-	0	-100%	0
	2023	1	-	-	-	-	-	-	-	-	-	-	-	1	▼	1
<b>General Civil - Level 2</b>	2024	-	3	2	3	1	6	3	-	-	-	-	-	18	50%	18
	2023	1	1	-	4	1	1	-	4	5	1	4	1	12	▲	23
<b>General Civil - Level 3</b>	2024	4	7	4	2	3	7	4	7	-	-	-	-	38	-12%	38
	2023	2	2	4	4	10	17	2	2	3	15	4	6	43	▼	71
<b>Miscellaneous Civil</b>	2024	54	58	49	47	42	49	34	45	-	-	-	-	378	-29%	378
	2023	84	79	102	61	66	59	40	40	43	56	56	39	531	▼	725
<b>Misdemeanor</b>	2024	13	20	6	8	16	13	19	11	-	-	-	-	106	-21%	106
	2023	23	10	9	11	19	19	23	21	10	34	12	13	135	▼	204
<b>Other</b>	2024	27	22	20	20	19	10	11	4	-	-	-	-	133	-23%	133
	2023	26	19	34	16	18	14	21	24	12	17	11	20	172	▼	232
<b>Other Criminally Related Matters</b>	2024	2	3	2	1	1	3	1	-	-	-	-	-	13	-24%	13
	2023	5	3	1	1	3	2	2	-	4	2	4	3	17	▼	30
<b>Probates/Wills &amp; Trusts - Level 2</b>	2024	1	-	2	1	-	-	-	3	-	-	-	-	7	-56%	7
	2023	1	2	5	3	1	1	2	1	-	-	2	1	16	▼	19
<b>Protective Orders</b>	2024	-	-	-	-	-	-	-	-	-	-	-	-	0	0	0
	2023	-	-	-	-	-	-	-	-	-	-	-	1	0	↔	1
<b>Uncontested Divorce</b>	2024	2	1	3	6	5	6	1	4	-	-	-	-	28	0%	28
	2023	2	7	2	5	3	2	2	5	4	8	-	4	28	↔	44


This report reflects data in the case management system. Numbers will update accordingly as reports are refreshed and posted.

**CPSS-CCMS-10.01 CASELOAD STATISTICS OF THE CIRCUIT COURTS**

**Montgomery**

January 2023 -- August 2024 Filings

Alexandria and Fairfax Circuit are not Included in State Totals

Dashboard		Monthly Filings Summary		Jan --- Aug Filings					
<p><b>Court:</b> Montgomery Circuit  <b>Start/End Date:</b> Jan-23 / Aug-24  <b>2023 Average Month:</b> 488  <b>Jan-Aug 2023:</b> 3,848  <b>Filings Trending:</b> ↔</p>	<p><b>Circuit/Court ID:</b> 27 227121  <b>Type of Case:</b> Filings  <b>2024 Average Month:</b> 473  <b>Jan-Aug 2024 :</b> 3,785  <b>Overall AVG. Month:</b> 482</p>	 <p style="text-align: center; font-weight: bold;">Jan 23 - Aug 24</p>		<table border="1" style="margin: auto;"> <tr> <td style="text-align: center; width: 50px;"><b>3,785</b></td> <td style="text-align: center; width: 50px;"><b>3,848</b></td> </tr> <tr> <td style="text-align: center;">2024</td> <td style="text-align: center;">2023</td> </tr> </table>		<b>3,785</b>	<b>3,848</b>	2024	2023
<b>3,785</b>	<b>3,848</b>								
2024	2023								

Filings by Division																
Divisions		Jan	Feb	Mar	Apr	May	Jun	Jul	Aug	Sep	Oct	Nov	Dec	Thru Aug	% Change	Total
<b>Total</b>	2024	468	435	413	587	530	380	447	525	-	-	-	-	3,785	-2%	3,785
	2023	514	441	455	555	513	371	519	480	509	525	415	555	3,848	▼	5,852
<b>Civil</b>	2024	35	36	47	32	43	45	34	67	-	-	-	-	339	-8%	339
	2023	45	37	57	38	55	50	32	55	47	60	36	43	369	▼	555
<b>Criminal</b>	2024	247	185	153	341	282	170	224	287	-	-	-	-	1,889	-4%	1,889
	2023	263	169	207	340	256	167	328	235	323	290	170	188	1,965	▼	2,936
<b>Concealed Handgun Permits</b>	2024	84	118	126	114	87	78	103	87	-	-	-	-	797	-4%	797
	2023	118	130	119	104	110	80	78	93	62	105	111	88	832	▼	1,198
<b>Miscellaneous/Other</b>	2024	101	96	87	100	117	87	85	84	-	-	-	-	757	11%	757
	2023	88	105	72	73	91	74	81	96	77	69	98	236	680	▲	1,160
<b>Others</b>	2024	1	-	-	-	1	-	1	-	-	-	-	-	3	50%	3
	2023	-	-	-	-	1	-	-	1	-	1	-	-	2	▲	3

Filings by Case Category																
Case Categories		Jan	Feb	Mar	Apr	May	Jun	Jul	Aug	Sep	Oct	Nov	Dec	Thru Aug	% Change	Total
<b>Administrative Law</b>	2024	-	-	-	-	1	-	-	-	-	-	-	-	1	-67%	1
	2023	1	-	2	-	-	-	-	-	-	-	-	-	3	▼	3
<b>Contested Divorce</b>	2024	7	4	4	5	4	2	7	3	-	-	-	-	36	-31%	36
	2023	6	3	8	9	7	8	2	9	5	6	6	8	52	▼	77
<b>Domestic and Family - Level 1</b>	2024	7	2	14	12	10	10	8	33	-	-	-	-	96	109%	96
	2023	1	-	6	3	8	7	2	19	6	7	2	9	46	▲	70
<b>Domestic and Family - Level 2</b>	2024	3	4	-	-	1	1	2	-	-	-	-	-	11	-31%	11
	2023	1	-	4	3	4	1	2	1	3	-	3	2	16	▼	24
<b>Felonies and Related Matters</b>	2024	139	136	94	223	165	98	159	199	-	-	-	-	1,213	-8%	1,213
	2023	198	123	139	238	147	105	225	145	200	208	91	109	1,320	▼	1,928
<b>General Civil - Level 1</b>	2024	-	2	-	1	-	-	1	2	-	-	-	-	6	-33%	6
	2023	-	-	1	2	-	3	3	-	1	1	1	-	9	▼	12
<b>General Civil - Level 2</b>	2024	5	6	7	4	9	13	7	8	-	-	-	-	59	-2%	59
	2023	4	9	8	3	12	11	7	6	13	16	5	7	60	▼	101
<b>General Civil - Level 3</b>	2024	3	7	10	5	7	5	7	8	-	-	-	-	52	-15%	52
	2023	19	8	6	3	4	7	7	7	2	6	5	9	61	▼	83
<b>Miscellaneous Civil</b>	2024	110	147	150	157	131	113	149	142	-	-	-	-	1,099	2%	1,099
	2023	145	157	150	132	140	112	112	125	81	134	148	124	1,073	▲	1,560
<b>Misdemeanor</b>	2024	98	43	53	111	98	65	57	77	-	-	-	-	602	4%	602
	2023	56	41	60	92	102	58	89	83	118	67	64	69	581	▲	899
<b>Other</b>	2024	74	65	57	54	72	50	36	24	-	-	-	-	432	3%	432
	2023	60	79	39	41	57	37	44	61	56	37	57	195	418	▲	763
<b>Other Criminally Related Matters</b>	2024	10	6	6	7	19	8	8	11	-	-	-	-	75	17%	75
	2023	9	5	8	10	7	4	14	7	5	15	15	10	64	▲	109
<b>Probates/Wills &amp; Trusts - Level 1</b>	2024	-	-	-	-	-	-	-	-	-	-	-	-	0	-100%	0
	2023	-	-	1	-	-	1	-	-	-	-	-	-	2	▼	2
<b>Probates/Wills &amp; Trusts - Level 2</b>	2024	1	2	2	-	2	1	1	5	-	-	-	-	14	0%	14
	2023	1	3	4	2	2	1	-	1	1	4	1	-	14	↔	20
<b>Uncontested Divorce</b>	2024	11	11	16	8	11	14	5	13	-	-	-	-	89	-31%	89
	2023	13	13	19	17	23	16	12	16	18	24	17	13	129	▼	201

This report reflects data in the case management system. Numbers will update accordingly as reports are refreshed and posted.

Dashboard				Monthly Filings Summary				Jan --- Aug Filings	
<b>Court:</b> Pulaski Circuit <b>Start/End Date:</b> Jan-23 / Aug-24 <b>2023 Average Month:</b> 275 <b>Jan-Aug 2023:</b> 2,307 <b>Filings Trending:</b> ↔	<b>Circuit/Court ID:</b> 27 227155 <b>Type of Case:</b> Filings <b>2024 Average Month:</b> 285 <b>Jan-Aug 2024 :</b> 2,278 <b>Overall AVG. Month:</b> 279	<p style="font-weight: bold; font-size: 1.2em;">Jan 23 - Aug 24</p>	<table border="1" style="margin: auto;"> <tr> <td style="font-size: 1.5em; font-weight: bold;">2,278</td> <td style="font-size: 1.5em; font-weight: bold;">2,307</td> </tr> <tr> <td style="font-size: 0.8em;">2024</td> <td style="font-size: 0.8em;">2023</td> </tr> </table>	2,278	2,307	2024	2023		
2,278	2,307								
2024	2023								

Filings by Division																
Divisions		Jan	Feb	Mar	Apr	May	Jun	Jul	Aug	Sep	Oct	Nov	Dec	Thru Aug	% Change	Total
Total	2024	342	302	262	345	242	196	340	249	-	-	-	-	2,278	-1%	2,278
	2023	376	264	400	261	271	235	283	217	241	357	180	209	2,307	▼	3,294
Civil	2024	32	37	22	49	20	29	37	32	-	-	-	-	258	21%	258
	2023	21	31	36	24	24	34	17	27	28	52	17	23	214	▲	334
Criminal	2024	181	135	110	168	131	89	205	117	-	-	-	-	1,136	-12%	1,136
	2023	224	113	242	142	151	115	203	108	133	195	90	111	1,298	▼	1,827
Concealed Handgun Permits	2024	81	90	90	81	46	50	55	65	-	-	-	-	558	-18%	558
	2023	111	107	109	80	82	65	59	64	67	91	60	70	677	▼	965
Miscellaneous/ Other	2024	48	40	40	47	45	28	43	35	-	-	-	-	326	176%	326
	2023	20	13	13	15	14	21	4	18	13	19	13	5	118	▲	168

Filings by Case Category																
Case Categories		Jan	Feb	Mar	Apr	May	Jun	Jul	Aug	Sep	Oct	Nov	Dec	Thru Aug	% Change	Total
Administrative Law	2024	-	-	-	-	-	-	-	-	-	-	-	-	0	0	0
	2023	-	-	-	-	-	-	-	-	-	1	-	-	-	0	↔
Capital Murder	2024	-	1	-	1	-	-	-	-	-	-	-	-	2	100%	2
	2023	-	-	-	1	-	-	-	-	-	-	2	-	-	1	▲
Contested Divorce	2024	5	5	3	3	3	2	2	-	-	-	-	-	23	-8%	23
	2023	5	3	3	3	2	2	2	5	5	3	2	2	25	▼	37
Domestic and Family - Level 1	2024	4	13	6	25	-	15	13	5	-	-	-	-	81	76%	81
	2023	4	9	5	10	3	5	3	7	4	28	2	9	46	▲	89
Domestic and Family - Level 2	2024	1	2	-	2	-	-	1	4	-	-	-	-	10	100%	10
	2023	-	1	-	2	-	2	-	-	2	-	-	-	5	▲	7
Felonies and Related Matters	2024	111	91	51	128	83	53	163	65	-	-	-	-	745	-15%	745
	2023	154	62	169	98	96	72	165	64	88	151	53	60	880	▼	1,232
General Civil - Level 1	2024	-	-	1	1	-	1	-	-	-	-	-	-	3	0%	3
	2023	-	-	1	1	2	-	-	-	-	-	-	1	3	↔	4
General Civil - Level 2	2024	5	6	1	4	1	3	10	5	-	-	-	-	35	25%	35
	2023	3	4	2	6	5	4	1	3	1	4	5	3	28	▲	41
General Civil - Level 3	2024	4	2	2	3	2	-	6	8	-	-	-	-	27	4%	27
	2023	2	3	4	1	3	6	3	4	8	3	3	2	26	▲	42
Miscellaneous Civil	2024	85	100	103	102	69	61	69	82	-	-	-	-	671	-16%	671
	2023	130	118	125	92	97	88	64	83	77	109	71	75	797	▼	1,129
Misdemeanor	2024	62	39	46	25	36	34	33	43	-	-	-	-	318	-10%	318
	2023	55	46	61	36	44	39	35	36	41	36	27	45	352	▼	501
Other	2024	42	30	27	29	24	17	27	18	-	-	-	-	214	5,250%	214
	2023	-	-	2	-	1	1	-	-	-	-	2	-	4	▲	6
Other Criminally Related Matters	2024	8	5	13	14	12	5	9	9	-	-	-	-	75	12%	75
	2023	15	6	12	7	11	5	3	8	4	6	10	6	67	▲	93
Probates/Wills & Trusts - Level 1	2024	-	-	1	-	-	-	-	-	-	-	-	-	1	-50%	1
	2023	-	-	2	-	-	-	-	-	-	1	-	-	2	▼	3
Probates/Wills & Trusts - Level 2	2024	2	4	3	2	2	-	1	4	-	-	-	-	18	100%	18
	2023	-	2	3	1	-	1	1	1	1	1	3	1	9	▲	15
Protective Orders	2024	1	1	1	-	1	3	1	-	-	-	-	-	8	-53%	8
	2023	4	3	4	-	2	3	-	1	3	3	1	2	17	▼	26
Uncontested Divorce	2024	12	3	4	6	9	2	5	6	-	-	-	-	47	4%	47
	2023	4	7	8	3	5	7	6	5	6	8	3	3	45	▲	65

Dashboard		Monthly Filings Summary		Jan --- Aug Filings	
<p><b>Court:</b> Wythe Circuit  <b>Start/End Date:</b> Jan-23 / Aug-24  <b>2023 Average Month:</b> 238  <b>Jan-Aug 2023:</b> 1,986  <b>Filings Trending:</b> ▼</p>	<p><b>Circuit/Court ID:</b> 27 227197  <b>Type of Case:</b> Filings  <b>2024 Average Month:</b> 232  <b>Jan-Aug 2024 :</b> 1,856  <b>Overall AVG. Month:</b> 236</p>	<p style="text-align: center; font-weight: bold; color: white;">Jan 23 - Aug 24</p>		<div style="display: flex; justify-content: space-around;"> <div style="text-align: center;"> <p style="font-size: 1.2em; font-weight: bold;">1,856</p> <div style="width: 40px; height: 40px; background-color: #f0e68c; margin: 0 auto;"></div> <p style="font-size: 0.8em;">2024</p> </div> <div style="text-align: center;"> <p style="font-size: 1.2em; font-weight: bold;">1,986</p> <div style="width: 40px; height: 40px; background-color: #f0e68c; margin: 0 auto;"></div> <p style="font-size: 0.8em;">2023</p> </div> </div>	

Filings by Division																
Divisions		Jan	Feb	Mar	Apr	May	Jun	Jul	Aug	Sep	Oct	Nov	Dec	Thru Aug	% Change	Total
<b>Total</b>	2024	257	229	220	315	181	216	231	207	-	-	-	-	1,856	-7%	1,856
	2023	277	324	273	246	213	230	165	258	157	376	152	188	1,986	▼	2,859
<b>Civil</b>	2024	23	24	30	36	11	44	29	28	-	-	-	-	225	-16%	225
	2023	29	25	20	31	32	38	24	70	16	32	19	24	269	▼	360
<b>Criminal</b>	2024	143	96	105	175	99	102	124	83	-	-	-	-	927	20%	927
	2023	125	120	96	86	88	99	55	104	53	250	65	75	773	▲	1,216
<b>Concealed Handgun Permits</b>	2024	79	91	63	85	56	52	62	78	-	-	-	-	566	-29%	566
	2023	108	151	140	113	78	73	64	66	70	75	54	70	793	▼	1,062
<b>Miscellaneous/ Other</b>	2024	11	18	22	19	15	18	16	18	-	-	-	-	137	-9%	137
	2023	15	28	17	16	15	20	22	18	18	19	14	19	151	▼	221
<b>Others</b>	2024	1	-	-	-	-	-	-	-	-	-	-	-	1	1	1
	2023	-	-	-	-	-	-	-	-	-	-	-	-	0	↔	0

Filings by Case Category																
Case Categories		Jan	Feb	Mar	Apr	May	Jun	Jul	Aug	Sep	Oct	Nov	Dec	Thru Aug	% Change	Total
<b>Administrative Law</b>	2024	-	-	-	-	-	-	1	-	-	-	-	-	1	0%	1
	2023	-	-	-	-	-	1	-	-	-	-	-	-	1	↔	1
<b>Contested Divorce</b>	2024	3	3	5	5	-	-	6	3	-	-	-	-	25	-31%	25
	2023	3	5	3	3	6	5	2	9	-	5	4	4	36	▼	49
<b>Domestic and Family - Level 1</b>	2024	8	3	2	10	-	20	2	11	-	-	-	-	56	-19%	56
	2023	11	4	5	6	2	3	-	38	2	7	3	8	69	▼	89
<b>Domestic and Family - Level 2</b>	2024	-	2	1	2	3	-	4	3	-	-	-	-	15	200%	15
	2023	-	-	1	1	1	-	1	1	-	-	3	-	5	▲	8
<b>Felonies and Related Matters</b>	2024	111	70	54	124	68	79	101	58	-	-	-	-	665	16%	665
	2023	99	93	72	60	67	72	33	77	37	213	46	53	573	▲	922
<b>General Civil - Level 1</b>	2024	-	-	-	-	-	-	-	-	-	-	-	-	0	-100%	0
	2023	1	-	-	-	-	1	-	-	-	-	-	-	2	▼	2
<b>General Civil - Level 2</b>	2024	2	4	7	1	-	5	4	3	-	-	-	-	26	-13%	26
	2023	2	2	-	4	3	7	4	8	3	6	4	7	30	▼	50
<b>General Civil - Level 3</b>	2024	2	5	8	4	1	6	2	1	-	-	-	-	29	-37%	29
	2023	6	8	2	4	8	7	5	6	4	6	6	6	46	▼	68
<b>Miscellaneous Civil</b>	2024	93	108	85	105	72	73	80	93	-	-	-	-	709	-25%	709
	2023	124	181	160	130	97	95	84	79	88	95	64	83	950	▼	1,280
<b>Misdemeanor</b>	2024	28	22	46	45	24	19	19	24	-	-	-	-	227	30%	227
	2023	25	24	17	28	19	21	19	21	15	36	19	21	174	▲	265
<b>Other</b>	2024	2	-	-	-	-	-	1	-	-	-	-	-	3	0%	3
	2023	-	2	-	-	-	-	-	1	1	-	1	-	3	↔	5
<b>Other Criminally Related Matters</b>	2024	4	4	5	7	7	4	5	1	-	-	-	-	37	9%	37
	2023	1	3	8	4	2	6	4	6	1	2	-	1	34	▲	38
<b>Probates/Wills &amp; Trusts - Level 1</b>	2024	-	-	-	-	-	-	-	-	-	-	-	-	0	-100%	0
	2023	1	-	-	-	-	-	-	-	-	-	-	1	1	▼	2
<b>Probates/Wills &amp; Trusts - Level 2</b>	2024	2	-	-	2	-	4	2	1	-	-	-	-	11	-21%	11
	2023	-	2	3	2	2	2	2	1	2	1	1	1	14	▼	19
<b>Uncontested Divorce</b>	2024	2	8	7	10	6	6	4	9	-	-	-	-	52	8%	52
	2023	4	-	2	4	6	10	11	11	4	5	1	3	48	▲	61

This report reflects data in the case management system. Numbers will update accordingly as reports are refreshed and posted.



Dashboard		Monthly Filings Summary		Jan --- Aug Filings	
<p><b>Court:</b> Radford Circuit  <b>Start/End Date:</b> Jan-23 / Aug-24  <b>2023 Average Month:</b> 96  <b>Jan-Aug 2023:</b> 783  <b>Filings Trending:</b> ▲</p>	<p><b>Circuit/Court ID:</b> 27 227750  <b>Type of Case:</b> Filings  <b>2024 Average Month:</b> 112  <b>Jan-Aug 2024 :</b> 898  <b>Overall AVG. Month:</b> 103</p>				

Filings by Division																
Divisions		Jan	Feb	Mar	Apr	May	Jun	Jul	Aug	Sep	Oct	Nov	Dec	Thru Aug	% Change	Total
<b>Total</b>	2024	55	64	302	61	63	205	73	75	-	-	-	-	898	15%	898
	2023	71	74	217	50	74	160	53	84	164	56	52	99	783	▲	1,154
<b>Civil</b>	2024	6	14	13	4	9	8	2	11	-	-	-	-	67	-44%	67
	2023	6	16	46	4	16	19	5	7	4	8	10	2	119	▼	143
<b>Criminal</b>	2024	19	21	265	30	27	173	39	37	-	-	-	-	611	44%	611
	2023	32	30	144	20	20	119	25	34	140	22	17	69	424	▲	672
<b>Concealed Handgun Permits</b>	2024	25	22	18	17	16	10	13	16	-	-	-	-	137	-18%	137
	2023	28	17	15	22	29	16	13	27	12	15	19	21	167	▼	234
<b>Miscellaneous/Other</b>	2024	5	7	6	10	11	14	19	11	-	-	-	-	83	17%	83
	2023	5	11	12	4	9	6	9	15	8	11	6	7	71	▲	103
<b>Others</b>	2024	-	-	-	-	-	-	-	-	-	-	-	-	0	-100%	0
	2023	-	-	-	-	-	-	1	1	-	-	-	-	2	▼	2

Filings by Case Category																
Case Categories		Jan	Feb	Mar	Apr	May	Jun	Jul	Aug	Sep	Oct	Nov	Dec	Thru Aug	% Change	Total
<b>Administrative Law</b>	2024	-	-	-	-	-	-	-	1	-	-	-	-	1	1	1
	2023	-	-	-	-	-	-	-	-	-	-	-	-	0	↔	0
<b>Contested Divorce</b>	2024	1	1	1	-	-	1	-	3	-	-	-	-	7	17%	7
	2023	-	1	-	-	1	4	-	-	1	-	-	1	6	▲	8
<b>Domestic and Family - Level 1</b>	2024	1	8	1	-	5	3	1	2	-	-	-	-	21	-9%	21
	2023	-	10	1	-	2	4	2	4	1	3	3	-	23	▼	30
<b>Domestic and Family - Level 2</b>	2024	-	-	1	-	-	-	-	1	-	-	-	-	2	-75%	2
	2023	-	2	3	-	-	2	1	-	-	1	-	-	8	▼	9
<b>Felonies and Related Matters</b>	2024	12	11	239	28	21	147	17	19	-	-	-	-	494	64%	494
	2023	17	16	119	10	14	92	14	19	108	8	12	57	301	▲	486
<b>General Civil - Level 1</b>	2024	-	-	-	-	-	-	-	-	-	-	-	-	0	-100%	0
	2023	-	-	-	-	-	1	-	-	-	-	-	-	1	▼	1
<b>General Civil - Level 2</b>	2024	-	-	1	2	-	2	-	-	-	-	-	-	5	-62%	5
	2023	3	1	1	1	2	3	1	1	-	2	3	2	13	▼	20
<b>General Civil - Level 3</b>	2024	1	1	3	-	2	-	-	1	-	-	-	-	8	-11%	8
	2023	-	-	1	-	6	1	-	1	-	1	2	-	9	▼	12
<b>Miscellaneous Civil</b>	2024	30	29	24	27	27	24	32	27	-	-	-	-	220	-5%	220
	2023	33	28	24	26	37	20	22	41	20	25	24	26	231	▼	326
<b>Misdemeanor</b>	2024	5	8	29	2	2	26	17	16	-	-	-	-	105	-29%	105
	2023	12	13	65	8	4	24	10	11	31	13	4	12	147	▼	207
<b>Other</b>	2024	-	-	-	-	-	-	-	1	-	-	-	-	1	-75%	1
	2023	-	-	-	-	1	1	1	1	-	-	-	-	4	▼	4
<b>Other Criminally Related Matters</b>	2024	2	2	-	-	4	2	5	2	-	-	-	-	17	-6%	17
	2023	3	1	-	2	3	4	1	4	2	1	1	-	18	▼	22
<b>Probates/Wills &amp; Trusts - Level 1</b>	2024	-	-	-	-	-	-	-	-	-	-	-	-	0	-100%	0
	2023	1	-	-	-	-	-	-	-	-	-	-	-	1	▼	1
<b>Probates/Wills &amp; Trusts - Level 2</b>	2024	-	-	-	-	-	-	1	-	-	-	-	-	1	1	1
	2023	-	-	-	-	-	-	-	-	-	-	-	-	0	↔	0
<b>Protective Orders</b>	2024	-	2	-	-	-	-	-	-	-	-	-	-	2	0%	2
	2023	-	-	-	-	1	-	-	1	-	-	-	-	2	↔	2
<b>Uncontested Divorce</b>	2024	3	2	3	2	2	-	-	2	-	-	-	-	14	-26%	14
	2023	2	2	3	3	3	4	1	1	1	2	3	1	19	▼	26

# CPSS-CCMS-10.01 CASELOAD STATISTICS OF THE CIRCUIT COURTS

Smyth

January 2023 -- August 2024 Filings

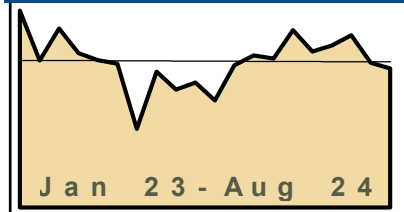
Alexandria and Fairfax Circuit are not Included in State Totals

## Dashboard

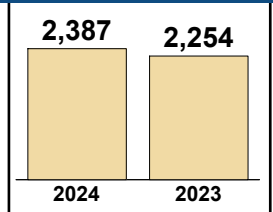
**Court:** Smyth Circuit  
**Start/End Date:** Jan-23 / Aug-24  
**2023 Average Month:** 266  
**Jan-Aug 2023:** 2,254  
**Filings Trending:** ▲

**Circuit/Court ID:** 28 228173  
**Type of Case:** Filings  
**2024 Average Month:** 298  
**Jan-Aug 2024 :** 2,387  
**Overall AVG. Month:** 279

## Monthly Filings Summary



## Jan --- Aug Filings



## Filings by Division

Divisions		Jan	Feb	Mar	Apr	May	Jun	Jul	Aug	Sep	Oct	Nov	Dec	Thru Aug	% Change	Total
<b>Total</b>	2024	290	284	338	297	309	328	276	265	-	-	-	-	2,387	6%	2,387
	2023	375	280	341	294	281	274	150	259	225	238	204	271	2,254	▲	3,192
<b>Civil</b>	2024	19	23	21	43	35	28	27	30	-	-	-	-	226	5%	226
	2023	30	14	20	18	29	49	17	39	30	19	33	22	216	▲	320
<b>Criminal</b>	2024	75	86	140	85	87	154	94	92	-	-	-	-	813	21%	813
	2023	147	72	102	70	92	69	28	90	86	85	59	100	670	▲	1,000
<b>Concealed Handgun Permits</b>	2024	75	106	89	77	74	60	82	60	-	-	-	-	623	-25%	623
	2023	135	117	150	135	100	69	53	68	52	74	53	36	827	▼	1,042
<b>Miscellaneous/Other</b>	2024	114	57	78	81	102	68	55	60	-	-	-	-	615	29%	615
	2023	60	69	52	67	49	78	51	50	47	55	48	103	476	▲	729
<b>Others</b>	2024	7	12	10	11	11	18	18	23	-	-	-	-	110	69%	110
	2023	3	8	17	4	11	9	1	12	10	5	11	10	65	▲	101

## Filings by Case Category

Case Categories		Jan	Feb	Mar	Apr	May	Jun	Jul	Aug	Sep	Oct	Nov	Dec	Thru Aug	% Change	Total
<b>Administrative Law</b>	2024	-	-	-	1	-	-	-	-	-	-	-	-	1	0%	1
	2023	-	-	-	-	-	1	-	-	-	1	-	-	1	↔	2
<b>Contested Divorce</b>	2024	3	3	4	4	4	6	3	5	-	-	-	-	32	-6%	32
	2023	4	1	4	6	6	2	6	5	3	3	3	1	34	▼	44
<b>Domestic and Family - Level 1</b>	2024	-	1	3	9	5	2	-	2	-	-	-	-	22	-37%	22
	2023	8	2	1	-	3	19	-	2	8	-	12	5	35	▼	60
<b>Domestic and Family - Level 2</b>	2024	2	4	5	4	4	4	6	2	-	-	-	-	31	63%	31
	2023	4	2	2	2	1	3	1	4	3	4	4	1	19	▲	31
<b>Felonies and Related Matters</b>	2024	54	72	100	60	64	114	77	81	-	-	-	-	622	21%	622
	2023	123	62	77	56	66	49	19	62	60	62	41	85	514	▲	762
<b>General Civil - Level 1</b>	2024	-	-	1	-	2	2	2	-	-	-	-	-	7	133%	7
	2023	-	-	1	1	-	1	-	-	-	1	1	1	3	▲	6
<b>General Civil - Level 2</b>	2024	1	2	2	1	5	3	4	6	-	-	-	-	24	0%	24
	2023	2	1	3	-	5	4	1	8	3	1	2	2	24	↔	32
<b>General Civil - Level 3</b>	2024	2	-	5	9	3	2	1	6	-	-	-	-	28	4%	28
	2023	1	2	4	1	3	10	4	2	6	2	2	4	27	▲	41
<b>Miscellaneous Civil</b>	2024	88	126	116	107	107	83	92	76	-	-	-	-	795	-20%	795
	2023	144	137	172	151	117	111	69	87	67	93	68	44	988	▼	1,260
<b>Misdemeanor</b>	2024	17	11	38	18	20	39	16	10	-	-	-	-	169	17%	169
	2023	21	10	22	13	26	17	9	26	21	22	15	14	144	▲	216
<b>Other</b>	2024	107	48	57	61	78	62	61	65	-	-	-	-	539	48%	539
	2023	53	57	43	53	41	43	33	42	41	38	41	101	365	▲	586
<b>Other Criminally Related Matters</b>	2024	4	3	2	7	3	1	1	1	-	-	-	-	22	83%	22
	2023	3	-	3	1	-	3	-	2	5	1	3	2	12	▲	23
<b>Probates/Wills &amp; Trusts - Level 1</b>	2024	-	-	-	-	1	-	-	-	-	-	-	-	1	0%	1
	2023	-	-	-	-	-	-	-	-	1	-	-	-	1	↔	1
<b>Probates/Wills &amp; Trusts - Level 2</b>	2024	4	1	1	5	2	3	5	4	-	-	-	-	25	92%	25
	2023	1	-	3	2	2	1	3	1	2	-	1	3	13	▲	19
<b>Uncontested Divorce</b>	2024	8	13	4	11	11	7	8	7	-	-	-	-	69	-7%	69
	2023	11	6	6	8	11	10	5	17	6	10	11	8	74	▼	109

This report reflects data in the case management system. Numbers will update accordingly as reports are refreshed and posted.

Dashboard		Monthly Filings Summary		Jan --- Aug Filings					
<p><b>Court:</b> Washington Circuit  <b>Start/End Date:</b> Jan-23 / Aug-24  <b>2023 Average Month:</b> 439  <b>Jan-Aug 2023:</b> 3,535  <b>Filings Trending:</b> ↔</p>	<p><b>Circuit/Court ID:</b> 28 228191  <b>Type of Case:</b> Filings  <b>2024 Average Month:</b> 437  <b>Jan-Aug 2024 :</b> 3,497  <b>Overall AVG. Month:</b> 438</p>	<p style="text-align: center; font-weight: bold; color: #004a87;">Jan 23 - Aug 24</p>		<table style="margin: auto;"> <tr> <td style="text-align: center; width: 50px;"><b>3,497</b></td> <td style="text-align: center; width: 50px;"><b>3,535</b></td> </tr> <tr> <td style="text-align: center; width: 50px;">2024</td> <td style="text-align: center; width: 50px;">2023</td> </tr> </table>		<b>3,497</b>	<b>3,535</b>	2024	2023
<b>3,497</b>	<b>3,535</b>								
2024	2023								

Filings by Division																
Divisions		Jan	Feb	Mar	Apr	May	Jun	Jul	Aug	Sep	Oct	Nov	Dec	Thru Aug	% Change	Total
<b>Total</b>	2024	400	608	425	521	405	377	366	395	-	-	-	-	3,497	-1%	3,497
	2023	584	438	496	430	482	374	335	396	361	454	458	458	3,535	▼	5,266
<b>Civil</b>	2024	24	34	34	40	38	53	50	30	-	-	-	-	303	-6%	303
	2023	39	44	50	42	38	33	29	46	39	35	32	27	321	▼	454
<b>Criminal</b>	2024	144	187	173	263	167	178	139	162	-	-	-	-	1,413	0%	1,413
	2023	297	144	167	201	170	171	132	135	151	229	201	142	1,417	▼	2,140
<b>Concealed Handgun Permits</b>	2024	145	193	143	154	152	82	113	140	-	-	-	-	1,122	-12%	1,122
	2023	177	194	204	132	204	113	102	142	108	131	154	110	1,268	▼	1,771
<b>Miscellaneous/ Other</b>	2024	80	188	70	59	44	63	62	61	-	-	-	-	627	19%	627
	2023	71	56	75	55	70	57	71	73	62	58	69	175	528	▲	892
<b>Others</b>	2024	7	6	5	5	4	1	2	2	-	-	-	-	32	3,100%	32
	2023	-	-	-	-	-	-	1	-	1	1	2	4	1	▲	9

Filings by Case Category																
Case Categories		Jan	Feb	Mar	Apr	May	Jun	Jul	Aug	Sep	Oct	Nov	Dec	Thru Aug	% Change	Total
<b>Administrative Law</b>	2024	-	-	-	-	-	-	1	-	-	-	-	-	1	0%	1
	2023	-	-	-	-	-	-	-	1	-	-	-	-	1	↔	1
<b>Contested Divorce</b>	2024	3	2	3	5	6	5	5	4	-	-	-	-	33	6%	33
	2023	4	5	5	4	8	1	2	2	5	2	3	6	31	▲	47
<b>Domestic and Family - Level 1</b>	2024	3	-	2	3	3	11	-	3	-	-	-	-	25	-17%	25
	2023	-	1	10	4	1	2	7	5	-	2	2	4	30	▼	38
<b>Domestic and Family - Level 2</b>	2024	2	3	3	5	4	2	6	1	-	-	-	-	26	8%	26
	2023	4	3	5	5	1	2	3	1	2	-	2	2	24	▲	30
<b>Felonies and Related Matters</b>	2024	117	131	133	203	110	148	103	119	-	-	-	-	1,064	-4%	1,064
	2023	281	106	126	165	127	129	105	75	104	214	147	104	1,114	▼	1,683
<b>General Civil - Level 1</b>	2024	-	1	-	-	1	1	3	-	-	-	-	-	6	50%	6
	2023	-	-	-	-	2	-	-	2	-	1	-	-	4	▲	5
<b>General Civil - Level 2</b>	2024	2	7	5	6	12	8	7	7	-	-	-	-	54	-4%	54
	2023	13	8	7	3	5	2	5	13	7	6	8	7	56	▼	84
<b>General Civil - Level 3</b>	2024	9	5	8	14	4	10	14	6	-	-	-	-	70	79%	70
	2023	4	5	9	8	3	5	1	4	11	9	3	3	39	▲	65
<b>Miscellaneous Civil</b>	2024	170	218	171	172	169	120	147	174	-	-	-	-	1,341	-10%	1,341
	2023	196	219	232	159	236	146	127	171	127	151	179	123	1,486	▼	2,066
<b>Misdemeanor</b>	2024	21	56	39	59	45	28	33	35	-	-	-	-	316	21%	316
	2023	16	36	32	36	41	35	27	39	46	16	47	28	262	▲	399
<b>Other</b>	2024	58	173	48	43	31	32	29	30	-	-	-	-	444	36%	444
	2023	48	34	48	29	44	31	45	48	45	33	49	166	327	▲	620
<b>Other Criminally Related Matters</b>	2024	6	2	1	1	12	2	3	8	-	-	-	-	35	-15%	35
	2023	-	2	9	-	2	7	-	21	1	-	8	10	41	▼	60
<b>Probates/Wills &amp; Trusts - Level 1</b>	2024	-	1	-	-	1	-	-	1	-	-	-	-	3	-40%	3
	2023	2	-	-	-	1	-	1	1	1	-	1	-	5	▼	7
<b>Probates/Wills &amp; Trusts - Level 2</b>	2024	2	5	3	-	1	2	2	-	-	-	-	-	15	-25%	15
	2023	-	5	4	3	1	1	3	3	1	5	1	1	20	▼	28
<b>Protective Orders</b>	2024	-	-	-	-	-	-	1	-	-	-	-	-	1	-83%	1
	2023	3	2	-	1	-	-	-	-	4	4	2	-	6	▼	16
<b>Uncontested Divorce</b>	2024	7	4	9	10	6	8	12	7	-	-	-	-	63	-29%	63
	2023	13	12	9	13	10	13	9	10	7	11	6	4	89	▼	117

# CPSS-CCMS-10.01 CASELOAD STATISTICS OF THE CIRCUIT COURTS

Bristol

January 2023 -- August 2024 Filings


Alexandria and Fairfax Circuit are not Included in State Totals

## Dashboard

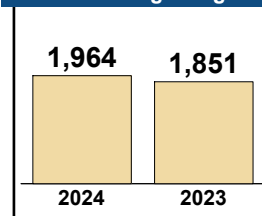
**Court:** Bristol Circuit  
**Start/End Date:** Jan-23 / Aug-24  
**2023 Average Month:** 226  
**Jan-Aug 2023:** 1,851  
**Filings Trending:** ▲

**Circuit/Court ID:** 28 228520  
**Type of Case:** Filings  
**2024 Average Month:** 246  
**Jan-Aug 2024 :** 1,964  
**Overall AVG. Month:** 234

## Monthly Filings Summary



## Jan --- Aug Filings



## Filings by Division

Divisions	Jan	Feb	Mar	Apr	May	Jun	Jul	Aug	Sep	Oct	Nov	Dec	Thru Aug	% Change	Total
<b>Total</b>	205	300	256	240	225	213	265	260	-	-	-	-	1,964	6%	1,964
2023	225	278	225	189	190	184	326	234	178	272	246	161	1,851	▲	2,708
<b>Civil</b>	19	18	17	13	13	26	19	25	-	-	-	-	150	6%	150
2023	15	18	20	18	12	19	12	27	16	31	21	13	141	▲	222
<b>Criminal</b>	111	203	174	141	169	140	114	170	-	-	-	-	1,222	14%	1,222
2023	109	159	124	84	117	88	255	139	107	139	139	86	1,075	▲	1,546
<b>Concealed Handgun Permits</b>	17	26	22	22	14	17	22	21	-	-	-	-	161	-24%	161
2023	32	41	35	26	24	20	19	14	14	12	24	17	211	▼	278
<b>Miscellaneous/Other</b>	58	53	43	63	29	30	110	44	-	-	-	-	430	2%	430
2023	69	60	46	60	37	56	40	54	41	90	62	45	422	▲	660
<b>Others</b>	-	-	-	1	-	-	-	-	-	-	-	-	1	-50%	1
2023	-	-	-	1	-	1	-	-	-	-	-	-	2	▼	2

## Filings by Case Category

Case Categories	Jan	Feb	Mar	Apr	May	Jun	Jul	Aug	Sep	Oct	Nov	Dec	Thru Aug	% Change	Total
<b>Administrative Law</b>	1	-	-	-	-	1	-	1	-	-	-	-	3	200%	3
2023	-	-	-	1	-	-	-	-	-	1	-	-	1	▲	2
<b>Capital Murder</b>	-	-	-	-	1	-	-	-	-	-	-	-	1	1	1
2023	-	-	-	-	-	-	-	-	-	-	-	-	0	↔	0
<b>Contested Divorce</b>	2	4	5	1	2	2	5	-	-	-	-	-	21	31%	21
2023	1	1	4	1	-	3	2	4	1	2	2	1	16	▲	22
<b>Domestic and Family - Level 1</b>	1	-	-	1	1	10	2	2	-	-	-	-	17	-23%	17
2023	3	5	-	-	-	6	-	8	-	10	-	-	22	▼	32
<b>Domestic and Family - Level 2</b>	1	1	2	4	-	-	4	-	-	-	-	-	12	0%	12
2023	4	1	2	3	-	2	-	-	-	3	1	1	12	↔	17
<b>Felonies and Related Matters</b>	89	161	123	102	137	108	91	117	-	-	-	-	928	12%	928
2023	89	133	88	66	95	56	201	103	80	107	99	66	831	▲	1,183
<b>General Civil - Level 1</b>	-	-	-	-	-	-	1	1	-	-	-	-	2	100%	2
2023	-	-	-	1	-	-	-	-	-	-	-	1	1	▲	2
<b>General Civil - Level 2</b>	2	-	1	-	5	2	2	5	-	-	-	-	17	31%	17
2023	4	2	2	2	1	1	-	1	-	2	3	4	13	▲	22
<b>General Civil - Level 3</b>	3	5	4	5	2	5	13	1	-	-	-	-	38	-5%	38
2023	9	4	3	8	2	-	3	11	4	19	9	2	40	▼	74
<b>Miscellaneous Civil</b>	44	50	39	60	21	30	96	33	-	-	-	-	373	5%	373
2023	63	52	45	60	37	37	27	33	33	53	43	41	354	▲	524
<b>Misdemeanor</b>	22	41	51	39	26	27	23	44	-	-	-	-	273	30%	273
2023	14	26	25	18	18	29	48	32	23	32	26	19	210	▲	310
<b>Other</b>	27	28	25	22	21	16	20	39	-	-	-	-	198	-27%	198
2023	29	49	37	23	28	42	31	32	32	30	46	18	271	▼	397
<b>Other Criminally Related Matters</b>	-	1	-	-	5	5	-	9	-	-	-	-	20	-43%	20
2023	6	1	11	-	4	3	6	4	4	-	14	1	35	▼	54
<b>Probates/Wills &amp; Trusts - Level 1</b>	-	-	-	-	-	1	-	1	-	-	-	-	2	2	2
2023	-	-	-	-	-	-	-	-	-	-	-	-	0	↔	0
<b>Probates/Wills &amp; Trusts - Level 2</b>	1	1	2	2	1	1	6	1	-	-	-	-	15	200%	15
2023	-	-	2	1	-	1	1	-	-	2	-	3	5	▲	10
<b>Protective Orders</b>	1	-	-	-	-	1	-	1	-	-	-	-	3	200%	3
2023	-	-	-	-	1	-	-	-	-	-	-	-	1	▲	1
<b>Uncontested Divorce</b>	11	8	4	4	3	4	2	5	-	-	-	-	41	5%	41
2023	3	4	6	5	4	4	7	6	1	11	3	4	39	▲	58

This report reflects data in the case management system. Numbers will update accordingly as reports are refreshed and posted.

Dashboard	Monthly Filings Summary	Jan --- Aug Filings				
<p><b>Court:</b> Buchanan Circuit  <b>Start/End Date:</b> Jan-23 / Aug-24  <b>2023 Average Month:</b> 219  <b>Jan-Aug 2023:</b> 1,825  <b>Filings Trending:</b> ▼</p> <p><b>Circuit/Court ID:</b> 29 229027  <b>Type of Case:</b> Filings  <b>2024 Average Month:</b> 213  <b>Jan-Aug 2024 :</b> 1,703  <b>Overall AVG. Month:</b> 216</p>	<p>Jan 23 - Aug 24</p>	<table border="1" style="margin: auto;"> <tr> <td style="text-align: center;">1,703</td> <td style="text-align: center;">1,825</td> </tr> <tr> <td style="text-align: center;">2024</td> <td style="text-align: center;">2023</td> </tr> </table>	1,703	1,825	2024	2023
1,703	1,825					
2024	2023					

Filings by Division																
Divisions		Jan	Feb	Mar	Apr	May	Jun	Jul	Aug	Sep	Oct	Nov	Dec	Thru Aug	% Change	Total
<b>Total</b>	2024	254	177	212	276	207	173	226	178	-	-	-	-	1,703	-7%	1,703
	2023	267	208	287	330	207	171	192	163	140	251	238	169	1,825	▼	2,623
<b>Civil</b>	2024	11	37	14	8	21	35	6	25	-	-	-	-	157	11%	157
	2023	10	21	20	29	9	13	19	20	14	17	26	16	141	▲	214
<b>Criminal</b>	2024	163	75	112	217	116	87	170	100	-	-	-	-	1,040	-8%	1,040
	2023	196	130	171	255	86	102	114	71	75	177	158	112	1,125	▼	1,647
<b>Concealed Handgun Permits</b>	2024	57	47	75	42	56	39	40	42	-	-	-	-	398	-15%	398
	2023	49	43	81	40	99	45	51	63	42	46	46	35	471	▼	640
<b>Miscellaneous/Other</b>	2024	23	18	11	9	14	12	10	11	-	-	-	-	108	24%	108
	2023	12	14	15	6	13	11	7	9	9	11	8	6	87	▲	121
<b>Others</b>	2024	-	-	-	-	-	-	-	-	-	-	-	-	0	-100%	0
	2023	-	-	-	-	-	-	1	-	-	-	-	-	1	▼	1

Filings by Case Category																
Case Categories		Jan	Feb	Mar	Apr	May	Jun	Jul	Aug	Sep	Oct	Nov	Dec	Thru Aug	% Change	Total
<b>Administrative Law</b>	2024	-	-	-	-	-	-	-	-	-	-	-	-	0	-100%	0
	2023	-	-	1	-	-	-	-	-	-	-	-	-	1	▼	2
<b>Capital Murder</b>	2024	-	-	-	-	-	-	-	-	-	-	-	-	0	-100%	0
	2023	2	-	-	-	-	-	-	-	-	-	-	-	2	▼	2
<b>Contested Divorce</b>	2024	1	3	2	-	2	-	1	1	-	-	-	-	10	-33%	10
	2023	-	3	3	1	3	2	2	1	1	2	-	2	15	▼	20
<b>Domestic and Family - Level 1</b>	2024	1	13	3	-	6	23	-	13	-	-	-	-	59	119%	59
	2023	3	-	4	4	-	-	6	10	4	2	-	3	27	▲	36
<b>Domestic and Family - Level 2</b>	2024	2	5	1	1	1	-	1	1	-	-	-	-	12	-25%	12
	2023	2	2	2	2	1	2	3	2	1	1	2	1	16	▼	21
<b>Felonies and Related Matters</b>	2024	125	57	75	153	87	67	137	83	-	-	-	-	784	-6%	784
	2023	135	103	121	192	68	85	85	48	57	120	142	81	837	▼	1,237
<b>General Civil - Level 1</b>	2024	-	-	1	1	-	-	1	1	-	-	-	-	4	4	4
	2023	-	-	-	-	-	-	-	-	-	-	-	-	0	↔	0
<b>General Civil - Level 2</b>	2024	3	9	3	1	2	2	1	2	-	-	-	-	23	-18%	23
	2023	4	6	6	4	1	5	1	1	3	9	3	1	28	▼	44
<b>General Civil - Level 3</b>	2024	4	1	4	5	3	5	4	3	-	-	-	-	29	71%	29
	2023	1	8	1	-	2	2	1	2	2	-	3	3	17	▲	25
<b>Miscellaneous Civil</b>	2024	75	62	81	49	68	51	47	52	-	-	-	-	485	-11%	485
	2023	58	53	95	46	111	54	56	72	50	54	52	40	545	▼	741
<b>Misdemeanor</b>	2024	38	17	29	60	28	19	33	19	-	-	-	-	243	0%	243
	2023	50	19	38	59	18	17	27	16	13	55	35	31	244	▼	378
<b>Other</b>	2024	1	-	-	-	1	-	-	-	-	-	-	-	2	0%	2
	2023	-	-	-	-	-	-	1	1	-	1	-	-	2	↔	3
<b>Other Criminally Related Matters</b>	2024	-	1	8	4	1	2	-	-	-	-	-	-	16	-71%	16
	2023	9	8	12	16	-	1	2	7	5	2	-	-	55	▼	62
<b>Probates/Wills &amp; Trusts - Level 1</b>	2024	-	1	-	-	-	-	-	-	-	-	-	-	1	0%	1
	2023	-	-	-	-	-	1	-	-	-	-	-	-	1	↔	1
<b>Probates/Wills &amp; Trusts - Level 2</b>	2024	2	-	2	-	3	-	-	-	-	-	-	-	7	40%	7
	2023	-	2	1	-	1	-	1	-	-	1	-	3	5	▲	9
<b>Protective Orders</b>	2024	-	2	1	-	-	2	-	-	-	-	-	-	5	150%	5
	2023	-	-	1	1	-	1	-	-	-	-	-	-	2	▲	2
<b>Uncontested Divorce</b>	2024	2	6	2	2	5	2	1	3	-	-	-	-	23	-18%	23
	2023	3	4	3	5	2	1	7	3	4	4	1	3	28	▼	40

This report reflects data in the case management system. Numbers will update accordingly as reports are refreshed and posted.

Dashboard	Monthly Filings Summary	Jan --- Aug Filings				
<p><b>Court:</b> Dickenson Circuit  <b>Start/End Date:</b> Jan-23 / Aug-24  <b>2023 Average Month:</b> 112  <b>Jan-Aug 2023:</b> 949  <b>Filings Trending:</b> ▲</p> <p><b>Circuit/Court ID:</b> 29 229051  <b>Type of Case:</b> Filings  <b>2024 Average Month:</b>122  <b>Jan-Aug 2024 :</b> 975  <b>Overall AVG. Month:</b> 116</p>	<p>Jan 23 - Aug 24</p>	<table border="1" style="margin: auto;"> <tr> <td style="width:50%; text-align: center;"><b>975</b></td> <td style="width:50%; text-align: center;"><b>949</b></td> </tr> <tr> <td style="text-align: center;">2024</td> <td style="text-align: center;">2023</td> </tr> </table>	<b>975</b>	<b>949</b>	2024	2023
<b>975</b>	<b>949</b>					
2024	2023					

Filings by Division																
Divisions		Jan	Feb	Mar	Apr	May	Jun	Jul	Aug	Sep	Oct	Nov	Dec	Thru Aug	% Change	Total
<b>Total</b>	2024	101	99	163	119	122	187	95	89	-	-	-	-	975	3%	975
	2023	87	84	145	91	71	275	64	132	117	78	73	122	949	▲	1,339
<b>Civil</b>	2024	6	13	10	12	13	33	11	14	-	-	-	-	112	-16%	112
	2023	14	19	22	19	16	11	10	22	8	13	4	22	133	▼	180
<b>Criminal</b>	2024	44	26	80	50	33	118	41	23	-	-	-	-	415	-8%	415
	2023	28	16	58	26	28	224	27	45	63	20	21	30	452	▼	586
<b>Concealed Handgun Permits</b>	2024	38	33	48	42	46	15	27	39	-	-	-	-	288	10%	288
	2023	32	41	48	41	17	24	17	42	30	28	36	26	262	▲	382
<b>Miscellaneous/Other</b>	2024	11	26	25	15	30	21	16	13	-	-	-	-	157	55%	157
	2023	13	8	16	5	10	16	10	23	16	17	12	44	101	▲	190
<b>Others</b>	2024	2	1	-	-	-	-	-	-	-	-	-	-	3	200%	3
	2023	-	-	1	-	-	-	-	-	-	-	-	-	1	▲	1

Filings by Case Category																
Case Categories		Jan	Feb	Mar	Apr	May	Jun	Jul	Aug	Sep	Oct	Nov	Dec	Thru Aug	% Change	Total
<b>Administrative Law</b>	2024	-	-	1	-	-	-	1	-	-	-	-	-	2	2	2
	2023	-	-	-	-	-	-	-	-	-	-	-	-	0	↔	0
<b>Capital Murder</b>	2024	-	-	-	-	-	-	-	-	-	-	-	-	0	-100%	0
	2023	-	-	3	-	-	-	-	-	-	-	-	-	3	▼	3
<b>Contested Divorce</b>	2024	2	-	1	2	2	2	1	2	-	-	-	-	12	-14%	12
	2023	1	1	1	1	2	1	3	4	1	2	-	2	14	▼	19
<b>Domestic and Family - Level 1</b>	2024	-	1	-	1	1	5	-	1	-	-	-	-	9	0%	9
	2023	-	2	2	2	1	1	-	1	2	-	-	5	9	↔	16
<b>Domestic and Family - Level 2</b>	2024	-	1	1	1	1	-	-	1	-	-	-	-	5	-69%	5
	2023	-	2	2	7	1	-	2	2	-	-	1	3	16	▼	20
<b>Felonies and Related Matters</b>	2024	44	22	76	48	27	113	36	21	-	-	-	-	387	7%	387
	2023	23	15	55	25	25	165	22	32	48	18	15	22	362	▲	465
<b>General Civil - Level 2</b>	2024	2	2	1	2	1	3	2	1	-	-	-	-	14	-7%	14
	2023	2	2	4	1	4	-	1	1	1	2	1	5	15	▼	24
<b>General Civil - Level 3</b>	2024	2	2	4	1	2	-	1	5	-	-	-	-	17	-39%	17
	2023	5	4	5	2	3	1	-	8	5	1	2	5	28	▼	41
<b>Miscellaneous Civil</b>	2024	44	42	55	45	58	23	29	46	-	-	-	-	342	15%	342
	2023	39	42	52	44	21	31	21	48	36	35	43	33	298	▲	445
<b>Misdemeanor</b>	2024	-	4	4	2	4	20	5	-	-	-	-	-	39	-53%	39
	2023	5	-	-	1	2	63	2	10	15	2	4	7	83	▼	111
<b>Other</b>	2024	6	18	18	10	18	13	14	5	-	-	-	-	102	65%	102
	2023	6	6	11	2	6	8	7	16	9	10	4	34	62	▲	119
<b>Other Criminally Related Matters</b>	2024	-	-	-	-	2	2	-	2	-	-	-	-	6	-33%	6
	2023	-	1	-	-	1	1	3	3	-	-	2	1	9	▼	12
<b>Probates/Wills &amp; Trusts - Level 1</b>	2024	-	-	-	-	-	2	-	-	-	-	-	-	2	100%	2
	2023	1	-	-	-	-	-	-	-	-	-	-	-	1	▲	1
<b>Probates/Wills &amp; Trusts - Level 2</b>	2024	-	-	-	-	-	-	1	-	-	-	-	-	1	-88%	1
	2023	1	3	-	1	-	-	-	3	-	1	1	1	8	▼	11
<b>Protective Orders</b>	2024	-	-	-	-	-	1	1	1	-	-	-	-	3	3	3
	2023	-	-	-	-	-	-	-	-	-	-	-	-	0	↔	0
<b>Uncontested Divorce</b>	2024	1	7	2	7	6	3	4	4	-	-	-	-	34	-17%	34
	2023	4	6	10	5	5	4	3	4	-	7	-	4	41	▼	52

This report reflects data in the case management system. Numbers will update accordingly as reports are refreshed and posted.



Dashboard		Monthly Filings Summary		Jan --- Aug Filings					
<p><b>Court:</b> Russell Circuit  <b>Start/End Date:</b> Jan-23 / Aug-24  <b>2023 Average Month:</b> 217  <b>Jan-Aug 2023:</b> 1,891  <b>Filings Trending:</b> ↔</p>	<p><b>Circuit/Court ID:</b> 29 229167  <b>Type of Case:</b> Filings  <b>2024 Average Month:</b> 235  <b>Jan-Aug 2024 :</b> 1,877  <b>Overall AVG. Month:</b> 224</p>	<p style="text-align: center; font-weight: bold; color: white;">Jan 23 - Aug 24</p>		<table style="margin: auto;"> <tr> <td style="text-align: center; width: 50%;">1,877</td> <td style="text-align: center; width: 50%;">1,891</td> </tr> <tr> <td style="text-align: center;">2024</td> <td style="text-align: center;">2023</td> </tr> </table>		1,877	1,891	2024	2023
1,877	1,891								
2024	2023								

Filings by Division																
Divisions		Jan	Feb	Mar	Apr	May	Jun	Jul	Aug	Sep	Oct	Nov	Dec	Thru Aug	% Change	Total
<b>Total</b>	2024	217	285	248	291	249	195	199	193	-	-	-	-	1,877	-1%	1,877
	2023	238	225	284	176	264	257	203	244	176	232	154	154	1,891	▼	2,607
<b>Civil</b>	2024	15	26	18	34	16	25	20	22	-	-	-	-	176	-22%	176
	2023	27	28	41	17	24	39	20	29	22	26	23	27	225	▼	323
<b>Criminal</b>	2024	100	140	93	106	82	57	70	55	-	-	-	-	703	-14%	703
	2023	102	76	108	54	124	119	110	127	75	121	71	50	820	▼	1,137
<b>Concealed Handgun Permits</b>	2024	71	94	107	102	100	77	78	82	-	-	-	-	711	28%	711
	2023	71	82	94	83	67	65	48	47	47	53	46	49	557	▲	752
<b>Miscellaneous/ Other</b>	2024	31	25	30	49	51	36	31	34	-	-	-	-	287	-1%	287
	2023	38	39	41	22	49	34	25	41	32	32	14	28	289	▼	395

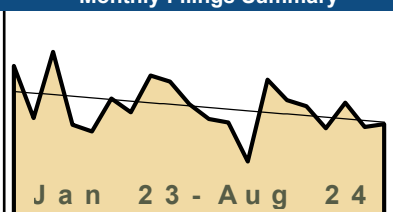
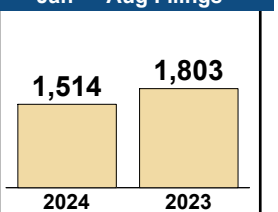
Filings by Case Category																
Case Categories		Jan	Feb	Mar	Apr	May	Jun	Jul	Aug	Sep	Oct	Nov	Dec	Thru Aug	% Change	Total
<b>Contested Divorce</b>	2024	-	6	2	5	3	2	7	3	-	-	-	-	28	40%	28
	2023	2	2	4	4	2	4	1	1	1	7	4	6	20	▲	38
<b>Domestic and Family - Level 1</b>	2024	7	3	-	4	-	3	2	3	-	-	-	-	22	-31%	22
	2023	1	5	2	1	4	9	6	4	3	-	2	2	32	▼	39
<b>Domestic and Family - Level 2</b>	2024	1	1	2	-	3	3	-	3	-	-	-	-	13	-54%	13
	2023	2	2	17	3	3	1	-	-	2	1	2	-	28	▼	33
<b>Felonies and Related Matters</b>	2024	67	118	85	75	60	48	52	33	-	-	-	-	538	-11%	538
	2023	68	63	84	41	94	82	75	99	47	80	56	32	606	▼	821
<b>General Civil - Level 1</b>	2024	-	-	-	-	-	2	-	-	-	-	-	-	2	0%	2
	2023	1	-	1	-	-	-	-	-	-	1	-	-	2	↔	3
<b>General Civil - Level 2</b>	2024	1	4	3	6	2	3	2	2	-	-	-	-	23	21%	23
	2023	3	3	4	2	3	1	1	2	3	1	1	4	19	▲	28
<b>General Civil - Level 3</b>	2024	3	5	2	5	3	6	5	5	-	-	-	-	34	-38%	34
	2023	6	10	6	5	7	10	5	6	7	8	4	10	55	▼	84
<b>Miscellaneous Civil</b>	2024	80	100	118	116	114	86	84	92	-	-	-	-	790	26%	790
	2023	77	94	105	91	78	72	52	60	54	64	50	56	629	▲	853
<b>Misdemeanor</b>	2024	31	18	4	30	20	9	14	20	-	-	-	-	146	-27%	146
	2023	32	11	24	13	22	35	33	29	26	35	14	15	199	▼	289
<b>Other</b>	2024	22	18	20	35	37	27	23	22	-	-	-	-	204	-1%	204
	2023	30	25	28	14	35	26	20	28	25	19	11	20	206	▼	281
<b>Other Criminally Related Matters</b>	2024	2	4	5	1	2	-	4	2	-	-	-	-	20	25%	20
	2023	2	2	-	-	8	2	2	-	2	6	1	3	16	▲	28
<b>Probates/Wills &amp; Trusts - Level 1</b>	2024	-	-	-	-	-	-	-	-	-	-	-	-	0	-100%	0
	2023	-	-	-	-	-	-	-	-	1	2	-	-	1	▼	3
<b>Probates/Wills &amp; Trusts - Level 2</b>	2024	2	1	-	4	-	2	1	3	-	-	-	-	13	0%	13
	2023	1	-	1	1	1	5	3	1	2	1	1	-	13	↔	17
<b>Uncontested Divorce</b>	2024	1	7	7	10	5	4	5	5	-	-	-	-	44	-32%	44
	2023	13	8	8	1	7	10	5	13	1	10	8	6	65	▼	90

Dashboard		Monthly Filings Summary		Jan --- Aug Filings					
<p><b>Court:</b> Tazewell Circuit  <b>Start/End Date:</b> Jan-23 / Aug-24  <b>2023 Average Month:</b> 497  <b>Jan-Aug 2023:</b> 4,315  <b>Filings Trending:</b> ▼</p>	<p><b>Circuit/Court ID:</b> 29 229185  <b>Type of Case:</b> Filings  <b>2024 Average Month:</b> 504  <b>Jan-Aug 2024 :</b> 4,029  <b>Overall AVG. Month:</b> 499</p>	<p style="text-align: center; font-weight: bold; color: #004a87;">Jan 23 - Aug 24</p>		<table border="1" style="margin: auto;"> <tr> <td style="text-align: center; width: 50px;">4,029</td> <td style="text-align: center; width: 50px;">4,315</td> </tr> <tr> <td style="text-align: center; width: 50px;">2024</td> <td style="text-align: center; width: 50px;">2023</td> </tr> </table>		4,029	4,315	2024	2023
4,029	4,315								
2024	2023								

Filings by Division																
Divisions		Jan	Feb	Mar	Apr	May	Jun	Jul	Aug	Sep	Oct	Nov	Dec	Thru Aug	% Change	Total
<b>Total</b>	2024	428	483	657	422	565	476	518	480	-	-	-	-	4,029	-7%	4,029
	2023	458	488	766	357	485	416	779	566	424	400	435	385	4,315	▼	5,959
<b>Civil</b>	2024	28	47	48	47	35	33	35	43	-	-	-	-	316	-13%	316
	2023	35	40	49	39	54	40	49	57	38	31	32	25	363	▼	489
<b>Criminal</b>	2024	248	238	390	155	339	309	293	293	-	-	-	-	2,265	-12%	2,265
	2023	269	215	465	160	294	226	582	366	270	232	266	228	2,577	▼	3,573
<b>Concealed Handgun Permits</b>	2024	94	146	168	147	131	84	131	98	-	-	-	-	999	2%	999
	2023	99	178	210	113	101	96	88	95	73	97	96	88	980	▲	1,334
<b>Miscellaneous/ Other</b>	2024	58	51	50	73	58	50	57	44	-	-	-	-	441	12%	441
	2023	55	54	42	45	36	54	60	47	43	40	41	44	393	▲	561
<b>Others</b>	2024	-	1	1	-	2	-	2	2	-	-	-	-	8	300%	8
	2023	-	1	-	-	-	-	-	1	-	-	-	-	2	▲	2

Filings by Case Category																
Case Categories		Jan	Feb	Mar	Apr	May	Jun	Jul	Aug	Sep	Oct	Nov	Dec	Thru Aug	% Change	Total
<b>Administrative Law</b>	2024	-	-	-	-	-	-	1	2	-	-	-	-	3	3	3
	2023	-	-	-	-	-	-	-	-	-	1	-	-	0	↔	1
<b>Capital Murder</b>	2024	-	-	-	-	-	-	-	-	-	-	-	-	0	-100%	0
	2023	-	-	-	-	-	-	1	1	1	-	-	-	2	▼	3
<b>Contested Divorce</b>	2024	2	3	5	4	2	6	4	8	-	-	-	-	34	-28%	34
	2023	7	6	9	7	3	3	5	7	4	8	3	7	47	▼	69
<b>Domestic and Family - Level 1</b>	2024	-	12	20	8	-	1	2	2	-	-	-	-	45	-42%	45
	2023	10	6	5	9	15	7	6	19	9	-	1	3	77	▼	90
<b>Domestic and Family - Level 2</b>	2024	2	5	4	2	3	2	3	2	-	-	-	-	23	-8%	23
	2023	-	2	5	1	5	6	4	2	-	2	3	2	25	▼	32
<b>Felonies and Related Matters</b>	2024	175	179	268	118	243	262	210	231	-	-	-	-	1,686	-14%	1,686
	2023	188	169	300	123	232	176	481	295	134	181	169	160	1,964	▼	2,608
<b>General Civil - Level 1</b>	2024	-	-	-	-	-	1	-	-	-	-	-	-	1	-75%	1
	2023	1	-	-	1	1	-	1	-	-	2	-	1	4	▼	7
<b>General Civil - Level 2</b>	2024	4	8	4	9	5	5	3	7	-	-	-	-	45	5%	45
	2023	3	4	9	2	9	6	4	6	10	3	6	5	43	▲	67
<b>General Civil - Level 3</b>	2024	3	6	2	11	4	5	4	3	-	-	-	-	38	58%	38
	2023	6	4	3	2	2	1	2	4	3	2	5	1	24	▲	35
<b>Miscellaneous Civil</b>	2024	108	167	187	161	165	100	146	119	-	-	-	-	1,153	4%	1,153
	2023	113	204	230	128	112	114	99	106	93	112	113	98	1,106	▲	1,522
<b>Misdemeanor</b>	2024	71	55	120	36	95	43	83	59	-	-	-	-	562	-7%	562
	2023	79	42	159	40	63	46	105	69	135	51	91	63	603	▼	943
<b>Other</b>	2024	45	33	31	56	29	33	45	26	-	-	-	-	298	9%	298
	2023	40	28	20	32	28	37	52	37	23	25	25	37	274	▲	384
<b>Other Criminally Related Matters</b>	2024	3	4	6	1	2	5	3	4	-	-	-	-	28	12%	28
	2023	2	4	7	-	1	4	4	3	3	1	6	5	25	▲	40
<b>Probates/Wills &amp; Trusts - Level 1</b>	2024	-	-	-	-	-	1	-	1	-	-	-	-	2	-50%	2
	2023	-	-	1	-	-	3	-	-	-	-	1	-	4	▼	5
<b>Probates/Wills &amp; Trusts - Level 2</b>	2024	4	3	4	6	2	3	3	4	-	-	-	-	29	32%	29
	2023	3	6	1	-	2	2	3	5	1	2	4	-	22	▲	29
<b>Protective Orders</b>	2024	-	-	-	-	-	-	-	2	-	-	-	-	2	2	2
	2023	-	-	-	-	-	-	-	-	-	-	-	-	0	↔	0
<b>Uncontested Divorce</b>	2024	11	8	6	10	15	9	11	10	-	-	-	-	80	-16%	80
	2023	6	13	17	12	12	11	12	12	8	10	8	3	95	▼	124

This report reflects data in the case management system. Numbers will update accordingly as reports are refreshed and posted.

Dashboard	Monthly Filings Summary	Jan --- Aug Filings
<p><b>Court:</b> Lee Circuit  <b>Start/End Date:</b> Jan-23 / Aug-24  <b>2023 Average Month:</b> 219  <b>Jan-Aug 2023:</b> 1,803  <b>Filings Trending:</b> ▼</p>	<p><b>Circuit/Court ID:</b> 30 230105  <b>Type of Case:</b> Filings  <b>2024 Average Month:</b> 189  <b>Jan-Aug 2024 :</b> 1,514  <b>Overall AVG. Month:</b> 207</p>  <p style="text-align: center;">Jan 23 - Aug 24</p>	<p style="text-align: center;">1,514      1,803</p>  <p style="text-align: center;">2024      2023</p>

Filings by Division																
Divisions		Jan	Feb	Mar	Apr	May	Jun	Jul	Aug	Sep	Oct	Nov	Dec	Thru Aug	% Change	Total
<b>Total</b>	2024	103	259	220	208	166	215	169	174	-	-	-	-	1,514	-16%	1,514
	2023	285	186	312	173	160	223	197	267	255	212	184	177	1,803	▼	2,631
<b>Civil</b>	2024	14	23	22	25	24	24	20	13	-	-	-	-	165	-20%	165
	2023	23	19	28	23	40	20	23	30	24	27	18	18	206	▼	293
<b>Criminal</b>	2024	42	143	135	129	75	144	97	113	-	-	-	-	878	-17%	878
	2023	192	94	196	95	68	131	111	174	187	125	106	129	1,061	▼	1,608
<b>Concealed Handgun Permits</b>	2024	34	72	44	34	50	37	39	33	-	-	-	-	343	-14%	343
	2023	51	59	75	42	39	51	40	44	36	47	40	27	401	▼	551
<b>Miscellaneous/Other</b>	2024	13	21	19	20	17	10	13	13	-	-	-	-	126	-5%	126
	2023	18	14	13	13	13	19	23	19	8	13	20	3	132	▼	176
<b>Others</b>	2024	-	-	-	-	-	-	-	2	-	-	-	-	2	-33%	2
	2023	1	-	-	-	-	2	-	-	-	-	-	-	3	▼	3

Filings by Case Category																
Case Categories		Jan	Feb	Mar	Apr	May	Jun	Jul	Aug	Sep	Oct	Nov	Dec	Thru Aug	% Change	Total
<b>Administrative Law</b>	2024	-	-	-	-	-	-	-	1	-	-	-	-	1	1	1
	2023	-	-	-	-	-	-	-	-	-	-	-	-	0	↔	0
<b>Contested Divorce</b>	2024	1	3	1	2	2	1	3	1	-	-	-	-	14	-56%	14
	2023	2	4	6	4	4	2	5	5	1	3	4	-	32	▼	40
<b>Domestic and Family - Level 1</b>	2024	2	4	1	-	1	2	1	-	-	-	-	-	11	-79%	11
	2023	3	3	5	9	21	7	-	5	6	8	-	7	53	▼	74
<b>Domestic and Family - Level 2</b>	2024	-	4	2	6	6	4	3	3	-	-	-	-	28	56%	28
	2023	1	5	-	1	1	3	5	2	-	1	3	4	18	▲	26
<b>Felonies and Related Matters</b>	2024	26	117	116	99	54	132	85	94	-	-	-	-	723	-13%	723
	2023	163	75	137	74	47	108	83	148	142	107	87	98	835	▼	1,269
<b>General Civil - Level 1</b>	2024	-	-	-	-	-	1	1	-	-	-	-	-	2	2	2
	2023	-	-	-	-	-	-	-	-	-	1	-	-	0	↔	1
<b>General Civil - Level 2</b>	2024	9	1	3	2	7	1	6	-	-	-	-	-	29	81%	29
	2023	3	1	2	4	1	3	2	-	3	4	2	-	16	▲	25
<b>General Civil - Level 3</b>	2024	-	3	4	1	2	-	1	-	-	-	-	-	11	-21%	11
	2023	5	2	-	-	-	2	1	4	1	1	2	1	14	▼	19
<b>Miscellaneous Civil</b>	2024	44	87	56	54	66	48	50	45	-	-	-	-	450	-11%	450
	2023	65	70	93	53	46	60	59	59	48	59	50	31	505	▼	693
<b>Misdemeanor</b>	2024	12	25	17	29	20	8	11	14	-	-	-	-	136	-33%	136
	2023	28	16	51	19	18	19	26	25	39	16	17	28	202	▼	302
<b>Other</b>	2024	4	6	9	4	2	2	3	5	-	-	-	-	35	-36%	35
	2023	9	4	3	5	8	11	9	6	1	4	10	2	55	▼	72
<b>Other Criminally Related Matters</b>	2024	4	1	3	1	1	4	1	5	-	-	-	-	20	-20%	20
	2023	1	3	8	2	4	4	2	1	6	2	2	3	25	▼	38
<b>Probates/Wills &amp; Trusts - Level 1</b>	2024	-	-	-	-	-	-	-	-	-	-	-	-	0	-100%	0
	2023	-	-	-	-	-	1	1	-	-	-	-	-	2	▼	2
<b>Probates/Wills &amp; Trusts - Level 2</b>	2024	-	3	2	2	2	4	1	-	-	-	-	-	14	56%	14
	2023	1	1	-	1	1	-	1	4	1	3	3	2	9	▲	18
<b>Protective Orders</b>	2024	-	-	-	-	-	-	-	-	-	-	-	-	0	-100%	0
	2023	-	-	-	-	-	-	-	3	-	-	-	-	3	▼	3
<b>Uncontested Divorce</b>	2024	1	5	6	8	3	8	3	6	-	-	-	-	40	18%	40
	2023	4	2	7	1	9	3	3	5	7	3	4	1	34	▲	49


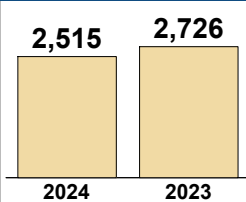
This report reflects data in the case management system. Numbers will update accordingly as reports are refreshed and posted.

Dashboard	Monthly Filings Summary	Jan --- Aug Filings				
<p><b>Court:</b> Scott Circuit  <b>Start/End Date:</b> Jan-23 / Aug-24  <b>2023 Average Month:</b> 286  <b>Jan-Aug 2023:</b> 2,330  <b>Filings Trending:</b> ▲</p> <p><b>Circuit/Court ID:</b> 30 230169  <b>Type of Case:</b> Filings  <b>2024 Average Month:</b> 300  <b>Jan-Aug 2024 :</b> 2,401  <b>Overall AVG. Month:</b> 292</p>		<table border="1" style="margin: auto;"> <tr> <td style="text-align: center;"><b>2,401</b></td> <td style="text-align: center;"><b>2,330</b></td> </tr> <tr> <td style="text-align: center;">2024</td> <td style="text-align: center;">2023</td> </tr> </table>	<b>2,401</b>	<b>2,330</b>	2024	2023
<b>2,401</b>	<b>2,330</b>					
2024	2023					

Filings by Division																
Divisions		Jan	Feb	Mar	Apr	May	Jun	Jul	Aug	Sep	Oct	Nov	Dec	Thru Aug	% Change	Total
<b>Total</b>	2024	336	298	443	185	371	177	369	222	-	-	-	-	2,401	3%	2,401
	2023	357	364	328	191	306	315	167	302	292	332	247	229	2,330	▲	3,430
<b>Civil</b>	2024	15	18	16	12	22	13	19	12	-	-	-	-	127	-26%	127
	2023	18	17	23	14	21	27	20	31	16	22	16	13	171	▼	238
<b>Criminal</b>	2024	234	211	303	94	271	104	277	144	-	-	-	-	1,638	6%	1,638
	2023	248	240	211	111	224	225	85	198	210	225	180	164	1,542	▲	2,321
<b>Concealed Handgun Permits</b>	2024	66	59	111	64	65	51	51	57	-	-	-	-	524	-2%	524
	2023	83	103	87	60	49	50	51	53	51	64	42	45	536	▼	738
<b>Miscellaneous/ Other</b>	2024	19	9	13	15	12	9	22	9	-	-	-	-	108	42%	108
	2023	8	4	7	6	10	13	11	17	15	20	8	6	76	▲	125
<b>Others</b>	2024	2	1	-	-	1	-	-	-	-	-	-	-	4	-20%	4
	2023	-	-	-	-	2	-	-	3	-	1	1	1	5	▼	8

Filings by Case Category																
Case Categories		Jan	Feb	Mar	Apr	May	Jun	Jul	Aug	Sep	Oct	Nov	Dec	Thru Aug	% Change	Total
<b>Capital Murder</b>	2024	-	1	-	-	-	-	-	-	-	-	-	-	1	-50%	1
	2023	-	-	2	-	-	-	-	-	-	-	-	-	2	▼	2
<b>Contested Divorce</b>	2024	3	1	1	-	-	2	6	1	-	-	-	-	14	-46%	14
	2023	3	2	5	2	2	4	2	6	2	2	1	1	26	▼	32
<b>Domestic and Family - Level 1</b>	2024	2	4	3	-	2	-	-	-	-	-	-	-	11	57%	11
	2023	-	-	1	2	2	1	-	1	-	-	1	2	7	▲	10
<b>Domestic and Family - Level 2</b>	2024	-	2	2	2	1	-	1	2	-	-	-	-	10	-38%	10
	2023	4	-	3	-	2	3	3	1	-	3	-	1	16	▼	20
<b>Felonies and Related Matters</b>	2024	175	150	239	62	199	85	193	102	-	-	-	-	1,205	7%	1,205
	2023	192	184	144	79	165	159	62	137	183	151	130	146	1,122	▲	1,732
<b>General Civil - Level 1</b>	2024	-	-	-	-	-	-	-	-	-	-	-	-	0	-100%	0
	2023	-	-	1	-	1	-	-	1	-	-	-	-	3	▼	3
<b>General Civil - Level 2</b>	2024	4	3	3	3	4	4	6	2	-	-	-	-	29	16%	29
	2023	1	3	1	2	2	7	6	3	4	7	5	3	25	▲	44
<b>General Civil - Level 3</b>	2024	-	-	1	4	2	7	4	4	-	-	-	-	22	-41%	22
	2023	4	5	5	4	1	5	5	8	3	1	2	2	37	▼	45
<b>Miscellaneous Civil</b>	2024	85	66	121	74	73	56	70	65	-	-	-	-	610	2%	610
	2023	90	107	92	65	58	58	59	71	63	82	48	50	600	▲	843
<b>Misdemeanor</b>	2024	58	58	63	26	68	15	73	41	-	-	-	-	402	2%	402
	2023	53	53	58	30	55	65	25	55	23	69	49	15	394	▲	550
<b>Other</b>	2024	2	2	1	3	3	-	-	-	-	-	-	-	11	-15%	11
	2023	-	-	-	1	4	2	2	4	1	3	2	3	13	▼	22
<b>Other Criminally Related Matters</b>	2024	1	2	1	6	4	4	11	1	-	-	-	-	30	3%	30
	2023	4	3	7	2	4	3	-	6	4	5	2	3	29	▲	43
<b>Probates/Wills &amp; Trusts - Level 1</b>	2024	-	-	-	-	-	-	-	-	-	-	-	-	0	0	0
	2023	-	-	-	-	-	-	-	-	1	-	-	-	0	↔	1
<b>Probates/Wills &amp; Trusts - Level 2</b>	2024	1	3	-	2	7	1	2	-	-	-	-	-	16	300%	16
	2023	-	-	1	-	-	2	-	1	6	1	1	-	4	▲	12
<b>Protective Orders</b>	2024	-	-	-	-	-	-	-	-	-	-	-	-	0	0	0
	2023	-	-	-	-	-	-	-	-	-	-	-	1	0	↔	1
<b>Uncontested Divorce</b>	2024	5	6	8	3	8	3	3	4	-	-	-	-	40	-23%	40
	2023	6	7	8	4	10	6	3	8	2	8	6	2	52	▼	70

This report reflects data in the case management system. Numbers will update accordingly as reports are refreshed and posted.

Dashboard	Monthly Filings Summary	Jan --- Aug Filings
<p><b>Court:</b> Wise Circuit  <b>Start/End Date:</b> Jan-23 / Aug-24  <b>2023 Average Month:</b> 316  <b>Jan-Aug 2023:</b> 2,726  <b>Filings Trending:</b> ▼</p>	<p><b>Circuit/Court ID:</b> 30 230195  <b>Type of Case:</b> Filings  <b>2024 Average Month:</b> 314  <b>Jan-Aug 2024 :</b> 2,515  <b>Overall AVG. Month:</b> 316</p> 	<p style="text-align: center;">2,515    2,726</p>  <p style="text-align: center;">2024    2023</p>

Filings by Division																
Divisions		Jan	Feb	Mar	Apr	May	Jun	Jul	Aug	Sep	Oct	Nov	Dec	Thru Aug	% Change	Total
<b>Total</b>	2024	279	386	368	451	282	235	277	237	-	-	-	-	2,515	-8%	2,515
	2023	312	322	471	279	322	294	255	471	264	319	273	213	2,726	▼	3,795
<b>Civil</b>	2024	21	51	25	79	45	35	34	26	-	-	-	-	316	24%	316
	2023	32	40	44	26	27	24	21	41	28	39	24	32	255	▲	378
<b>Criminal</b>	2024	160	220	208	235	133	89	154	97	-	-	-	-	1,296	-10%	1,296
	2023	158	125	265	136	154	140	147	322	160	168	181	110	1,447	▼	2,066
<b>Concealed Handgun Permits</b>	2024	72	90	104	95	70	77	66	68	-	-	-	-	642	-21%	642
	2023	104	134	131	83	115	96	71	77	56	84	46	56	811	▼	1,053
<b>Miscellaneous/ Other</b>	2024	26	25	31	42	34	34	23	46	-	-	-	-	261	23%	261
	2023	18	23	31	34	26	34	16	31	20	28	22	15	213	▲	298

Filings by Case Category																
Case Categories		Jan	Feb	Mar	Apr	May	Jun	Jul	Aug	Sep	Oct	Nov	Dec	Thru Aug	% Change	Total
<b>Administrative Law</b>	2024	-	1	-	-	-	-	-	-	-	-	-	-	1	0%	1
	2023	-	-	-	-	-	1	-	-	-	-	-	-	1	↔	1
<b>Capital Murder</b>	2024	-	-	-	-	1	-	-	-	-	-	-	-	1	0%	1
	2023	-	-	-	-	-	1	-	-	-	-	-	-	1	↔	1
<b>Contested Divorce</b>	2024	1	4	6	7	4	5	3	2	-	-	-	-	32	-24%	32
	2023	7	7	8	6	2	4	4	4	3	5	1	10	42	▼	61
<b>Domestic and Family - Level 1</b>	2024	9	10	3	11	17	8	3	3	-	-	-	-	64	36%	64
	2023	2	4	9	9	6	4	5	8	2	10	6	2	47	▲	67
<b>Domestic and Family - Level 2</b>	2024	2	6	2	4	4	4	5	1	-	-	-	-	28	-18%	28
	2023	5	6	4	-	9	1	3	6	2	4	3	3	34	▼	46
<b>Felonies and Related Matters</b>	2024	127	192	125	208	96	66	123	82	-	-	-	-	1,019	-4%	1,019
	2023	107	87	189	100	119	99	98	265	122	109	100	79	1,064	▼	1,474
<b>General Civil - Level 1</b>	2024	1	1	2	1	1	2	1	2	-	-	-	-	11	83%	11
	2023	-	1	1	-	1	-	-	3	1	-	-	2	6	▲	9
<b>General Civil - Level 2</b>	2024	4	5	5	11	8	11	7	19	-	-	-	-	70	67%	70
	2023	1	2	3	9	2	11	3	11	4	5	5	7	42	▲	63
<b>General Civil - Level 3</b>	2024	2	6	4	8	10	4	8	11	-	-	-	-	53	89%	53
	2023	3	3	8	5	3	4	1	1	1	3	6	1	28	▲	39
<b>Miscellaneous Civil</b>	2024	92	109	127	117	86	95	78	84	-	-	-	-	788	-17%	788
	2023	119	154	151	98	135	115	84	91	69	102	62	64	947	▼	1,244
<b>Misdemeanor</b>	2024	33	25	82	61	34	23	32	15	-	-	-	-	305	-13%	305
	2023	48	32	72	32	31	38	44	55	28	58	73	26	352	▼	537
<b>Other</b>	2024	2	2	-	4	4	6	1	-	-	-	-	-	19	0%	19
	2023	-	1	1	7	1	3	1	5	3	6	2	2	19	↔	32
<b>Other Criminally Related Matters</b>	2024	-	4	1	5	4	1	2	2	-	-	-	-	19	-49%	19
	2023	4	6	6	4	4	4	5	4	10	1	8	5	37	▼	61
<b>Probates/Wills &amp; Trusts - Level 1</b>	2024	-	1	-	-	1	-	-	-	-	-	-	-	2	2	2
	2023	-	-	-	-	-	-	-	-	1	-	-	-	0	↔	1
<b>Probates/Wills &amp; Trusts - Level 2</b>	2024	2	3	-	1	1	-	4	5	-	-	-	-	16	-16%	16
	2023	5	3	2	2	3	-	1	3	2	1	3	5	19	▼	30
<b>Uncontested Divorce</b>	2024	4	17	11	13	11	10	10	11	-	-	-	-	87	0%	87
	2023	11	16	17	7	6	9	6	15	16	15	4	7	87	↔	129

This report reflects data in the case management system. Numbers will update accordingly as reports are refreshed and posted.



**CPSS-CCMS-10.01 CASELOAD STATISTICS OF THE CIRCUIT COURTS**

**Prince William**

January 2023 -- August 2024 Filings

Alexandria and Fairfax Circuit are not Included in State Totals

Dashboard		Monthly Filings Summary		Jan --- Aug Filings	
<b>Court:</b> Prince William Circuit	<b>Circuit/Court ID:</b> 31 231153	<p>Jan 23 - Aug 24</p>		<b>13,655</b>	<b>14,325</b>
<b>Start/End Date:</b> Jan-23 / Aug-24	<b>Type of Case:</b> Filings				
<b>2023 Average Month:</b> 1,733	<b>2024 Average Month:</b> 1,707				
<b>Jan-Aug 2023:</b> 14,325	<b>Jan-Aug 2024 :</b> 13,655				
<b>Filings Trending:</b> ▼	<b>Overall AVG. Month:</b> 1,723			<b>2024</b>	<b>2023</b>

Filings by Division																
Divisions		Jan	Feb	Mar	Apr	May	Jun	Jul	Aug	Sep	Oct	Nov	Dec	Thru Aug	% Change	Total
<b>Total</b>	2024	1,616	1,866	1,812	1,816	1,680	1,618	1,592	1,655	-	-	-	-	13,655	-5%	13,655
	2023	2,362	1,991	1,905	1,555	1,645	1,642	1,486	1,739	1,671	1,774	1,498	1,528	14,325	▼	20,796
<b>Civil</b>	2024	254	372	404	290	296	311	276	359	-	-	-	-	2,562	16%	2,562
	2023	255	263	315	249	273	273	251	336	280	326	300	283	2,215	▲	3,404
<b>Criminal</b>	2024	313	433	360	540	402	359	338	373	-	-	-	-	3,118	15%	3,118
	2023	265	372	379	275	336	349	324	419	410	302	291	425	2,719	▲	4,147
<b>Concealed Handgun Permits</b>	2024	505	528	565	461	449	414	405	488	-	-	-	-	3,815	-16%	3,815
	2023	728	631	634	547	551	497	474	483	472	630	473	436	4,545	▼	6,556
<b>Miscellaneous/ Other</b>	2024	537	531	476	519	524	531	565	428	-	-	-	-	4,111	-14%	4,111
	2023	1,109	722	568	475	483	515	432	499	499	509	429	379	4,803	▼	6,619
<b>Others</b>	2024	7	2	7	6	9	3	8	7	-	-	-	-	49	14%	49
	2023	5	3	9	9	2	8	5	2	10	7	5	5	43	▲	70

Filings by Case Category																
Case Categories		Jan	Feb	Mar	Apr	May	Jun	Jul	Aug	Sep	Oct	Nov	Dec	Thru Aug	% Change	Total
<b>Administrative Law</b>	2024	2	2	1	1	3	3	2	3	-	-	-	-	17	-19%	17
	2023	2	3	3	-	3	6	-	4	1	2	1	1	21	▼	26
<b>Capital Murder</b>	2024	1	-	1	-	-	-	-	-	-	-	-	-	2	-67%	2
	2023	-	-	-	5	-	-	1	-	2	2	-	8	6	▼	18
<b>Contested Divorce</b>	2024	31	24	27	30	32	35	21	29	-	-	-	-	229	-12%	229
	2023	37	28	41	26	26	31	29	42	36	34	28	22	260	▼	380
<b>Domestic and Family - Level 1</b>	2024	19	28	38	25	21	18	20	16	-	-	-	-	185	2%	185
	2023	22	21	31	20	21	18	20	28	16	30	16	27	181	▲	270
<b>Domestic and Family - Level 2</b>	2024	51	99	160	46	49	58	50	82	-	-	-	-	595	147%	595
	2023	19	29	33	18	32	30	34	46	43	71	66	58	241	▲	479
<b>Felonies and Related Matters</b>	2024	165	176	157	267	165	145	150	138	-	-	-	-	1,363	9%	1,363
	2023	114	176	179	137	162	149	128	205	183	128	119	223	1,250	▲	1,903
<b>General Civil - Level 1</b>	2024	2	2	5	1	3	2	2	5	-	-	-	-	22	-19%	22
	2023	5	3	5	5	3	-	4	2	3	1	1	4	27	▼	36
<b>General Civil - Level 2</b>	2024	65	91	66	76	78	90	85	107	-	-	-	-	658	17%	658
	2023	57	65	78	71	67	64	62	98	86	67	83	68	562	▲	866
<b>General Civil - Level 3</b>	2024	17	30	27	22	31	13	20	28	-	-	-	-	188	-8%	188
	2023	20	24	33	32	30	31	16	19	19	35	24	29	205	▼	312
<b>Miscellaneous Civil</b>	2024	712	764	810	709	694	704	736	771	-	-	-	-	5,900	-9%	5,900
	2023	978	847	929	760	777	745	692	736	721	878	702	637	6,464	▼	9,402
<b>Misdemeanor</b>	2024	84	116	88	115	156	103	99	116	-	-	-	-	877	22%	877
	2023	88	121	85	66	91	85	86	94	88	94	90	93	716	▲	1,081
<b>Other</b>	2024	318	272	215	246	263	218	223	134	-	-	-	-	1,889	-32%	1,889
	2023	844	501	257	261	235	244	197	228	234	231	191	165	2,767	▼	3,588
<b>Other Criminally Related Matters</b>	2024	65	151	115	162	85	112	90	125	-	-	-	-	905	16%	905
	2023	67	83	117	70	91	115	113	126	142	86	86	105	782	▲	1,201
<b>Probates/Wills &amp; Trusts - Level 1</b>	2024	3	4	3	3	2	7	2	4	-	-	-	-	28	22%	28
	2023	2	1	4	2	2	6	6	-	2	3	1	3	23	▲	32
<b>Probates/Wills &amp; Trusts - Level 2</b>	2024	12	8	17	10	13	14	13	9	-	-	-	-	96	-19%	96
	2023	9	14	14	11	19	23	14	14	16	10	10	13	118	▼	167
<b>Uncontested Divorce</b>	2024	69	99	82	103	85	96	79	88	-	-	-	-	701	0%	701
	2023	98	75	96	71	86	95	84	97	79	102	80	72	702	▼	1,035

This report reflects data in the case management system. Numbers will update accordingly as reports are refreshed and posted.