

CPSS-CCMS-10.11 CASELOAD STATISTICS OF THE CIRCUIT COURTS

Virginia

January 2023 -- October 2024 Dispositions

Alexandria and Fairfax Circuit are not Included in State Totals

Dashboard		Monthly Dispositions Summary		Jan --- Oct Dispositions	
Court: Virginia Circuit	Circuit/Court ID: 0 200999		Jan 23 - Oct 24	Start/End Date: Jan-23 / Oct-24	Type of Case: Dispositions
2023 Average Month: 36,508	2024 Average Month: 36,611				
Jan-Oct 2023: 372,276	Jan-Oct 2024 : 366,109				
Dispositions Trending: ↔	Overall AVG. Month: 36,555				
		366,109	372,276		
		2024	2023		

Dispositions by Division																
Divisions		Jan	Feb	Mar	Apr	May	Jun	Jul	Aug	Sep	Oct	Nov	Dec	Thru Oct	% Change	Total
Total	2024	37,659	38,521	40,157	39,150	35,240	32,406	35,295	36,783	33,795	37,103	-	-	366,109	-2%	366,109
	2023	40,148	37,366	44,179	36,180	36,786	38,054	32,760	38,159	32,861	35,783	32,471	33,347	372,276	▼	438,094
Civil	2024	5,163	5,608	6,001	6,147	5,348	4,933	5,238	5,130	4,913	5,395	-	-	53,876	4%	53,876
	2023	5,112	4,920	5,681	4,956	5,580	5,280	5,090	5,366	4,765	5,048	4,880	4,561	51,798	▲	61,239
Criminal	2024	14,155	15,115	15,841	14,348	13,614	13,391	13,865	15,158	13,988	14,229	-	-	143,704	1%	143,704
	2023	14,315	13,241	15,888	13,247	13,467	15,277	12,583	15,587	13,953	14,697	12,860	12,503	142,255	▲	167,618
Concealed Handgun Permits	2024	10,167	10,256	10,876	10,105	8,882	7,407	8,546	8,691	8,271	10,103	-	-	93,304	-9%	93,304
	2023	12,416	11,947	14,145	10,842	9,989	9,422	7,803	8,941	7,808	8,783	8,956	7,895	102,096	▼	118,947
Miscellaneous/ Other	2024	8,085	7,465	7,369	8,482	7,337	6,592	7,568	7,706	6,525	7,293	-	-	74,422	-2%	74,422
	2023	8,267	7,216	8,419	7,092	7,706	8,032	7,264	8,190	6,301	7,216	5,726	8,339	75,703	▼	89,768
Others	2024	89	77	70	68	59	83	78	98	98	83	-	-	803	89%	803
	2023	38	42	46	43	44	43	20	75	34	39	49	49	424	▲	522

Dispositions by Case Category																
Case Categories		Jan	Feb	Mar	Apr	May	Jun	Jul	Aug	Sep	Oct	Nov	Dec	Thru Oct	% Change	Total
Administrative Law	2024	33	38	36	56	20	27	39	30	34	50	-	-	363	17%	363
	2023	27	34	25	34	25	36	32	27	27	44	28	20	311	▲	359
Capital Murder	2024	14	21	12	6	13	14	11	10	12	20	-	-	133	23%	133
	2023	20	6	13	6	8	11	14	8	10	12	9	6	108	▲	123
Contested Divorce	2024	584	573	659	674	647	604	647	622	555	599	-	-	6,164	-2%	6,164
	2023	594	589	673	659	736	629	633	653	556	563	572	610	6,285	▼	7,467
Domestic and Family - Level 1	2024	595	548	611	757	667	604	712	634	604	694	-	-	6,426	-3%	6,426
	2023	695	741	715	565	603	714	579	741	599	696	592	553	6,648	▼	7,793
Domestic and Family - Level 2	2024	327	388	587	496	343	369	322	371	295	352	-	-	3,850	30%	3,850
	2023	331	248	330	254	281	314	256	334	285	324	390	311	2,957	▲	3,658
Felonies and Related Matters	2024	9,491	10,098	10,840	9,599	8,753	8,853	9,076	9,875	9,156	9,452	-	-	95,193	-1%	95,193
	2023	9,615	8,997	10,662	9,102	9,008	10,394	8,390	10,374	9,233	9,923	8,537	8,209	95,698	▼	112,444
General Civil	2024	5	5	10	30	21	23	2	1	1	5	-	-	103	27%	103
	2023	27	8	-	-	8	4	3	15	12	4	7	4	81	▲	92
General Civil - Level 1	2024	65	445	533	244	134	68	86	52	88	62	-	-	1,777	119%	1,777
	2023	88	74	67	75	87	81	111	98	69	62	71	77	812	▲	960
General Civil - Level 2	2024	1,262	1,162	1,205	1,526	1,157	1,001	1,087	1,054	1,093	1,244	-	-	11,791	7%	11,791
	2023	1,158	1,055	1,259	1,029	1,217	1,110	976	1,097	1,050	1,107	1,068	969	11,058	▲	13,095
General Civil - Level 3	2024	939	959	938	976	895	904	949	911	828	876	-	-	9,175	-1%	9,175
	2023	915	858	1,023	869	997	892	999	972	789	952	861	692	9,266	▼	10,819
Miscellaneous Civil	2024	14,105	13,830	14,372	14,085	12,431	10,654	12,384	12,586	11,670	13,720	-	-	129,837	-9%	129,837
	2023	16,473	15,542	18,576	14,736	14,016	14,160	11,981	13,198	11,060	12,507	11,778	10,982	142,249	▼	165,009
Misdemeanor	2024	3,640	3,861	3,870	3,628	3,557	3,513	3,548	4,017	3,607	3,523	-	-	36,764	4%	36,764
	2023	3,679	3,319	4,061	3,130	3,330	3,602	3,080	4,003	3,588	3,651	3,280	3,272	35,443	▲	41,995
Other	2024	3,907	3,740	3,615	3,992	3,444	3,155	3,370	3,568	2,951	3,368	-	-	35,110	8%	35,110
	2023	3,856	3,382	3,624	2,920	3,427	3,030	2,805	3,599	2,820	3,107	2,693	5,079	32,570	▲	40,342
Other Criminally Related Matters	2024	1,100	1,223	1,207	1,197	1,371	1,085	1,305	1,370	1,327	1,381	-	-	12,566	6%	12,566
	2023	1,088	995	1,243	1,094	1,190	1,361	1,173	1,312	1,197	1,203	1,109	1,064	11,856	▲	14,029
Probates/Wills & Trusts - Level 1	2024	20	34	33	32	24	16	23	28	17	23	-	-	250	3%	250
	2023	17	27	18	13	27	23	27	32	35	24	17	24	243	▲	284
Probates/Wills & Trusts - Level 2	2024	200	216	200	204	220	219	224	235	210	258	-	-	2,186	-4%	2,186
	2023	210	217	241	232	242	256	214	243	180	236	153	198	2,271	▼	2,622
Protective Orders	2024	23	23	23	17	15	15	16	22	20	19	-	-	193	3%	193
	2023	8	15	19	16	18	32	20	20	20	20	17	28	188	▲	233
Uncontested Divorce	2024	1,349	1,357	1,406	1,631	1,528	1,282	1,494	1,397	1,327	1,457	-	-	14,228	0%	14,228
	2023	1,347	1,259	1,630	1,446	1,566	1,405	1,467	1,433	1,331	1,348	1,289	1,249	14,232	▼	16,770

This report reflects the case management system. Numbers will update as reports are refreshed and posted. The case types reported may not necessitate judicial involvement.

CPSS-CCMS-10.11 CASELOAD STATISTICS OF THE CIRCUIT COURTS

Chesapeake

January 2023 -- October 2024 Dispositions


Alexandria and Fairfax Circuit are not Included in State Totals

Dashboard

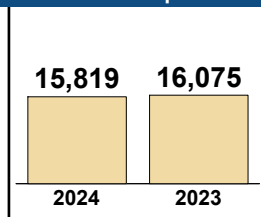
Court: Chesapeake Circuit
Start/End Date: Jan-23 / Oct-24
2023 Average Month: 1,581
Jan-Oct 2023: 16,075
Dispositions Trending: ↔

Circuit/Court ID: 1 201550
Type of Case: Dispositions
2024 Average Month: 1,582
Jan-Oct 2024 : 15,819
Overall AVG. Month: 1,581

Monthly Dispositions Summary



Jan --- Oct Dispositions



Dispositions by Division

Divisions		Jan	Feb	Mar	Apr	May	Jun	Jul	Aug	Sep	Oct	Nov	Dec	Thru Oct	% Change	Total
Total	2024	1,596	1,348	1,691	1,826	1,395	1,470	1,677	1,759	1,355	1,702	-	-	15,819	-2%	15,819
	2023	1,522	1,676	1,861	1,480	1,470	1,739	1,399	1,747	1,539	1,642	1,277	1,614	16,075	▼	18,966
Civil	2024	191	184	212	198	275	235	257	207	190	231	-	-	2,180	-11%	2,180
	2023	214	237	255	226	290	256	228	243	243	247	207	205	2,439	▼	2,851
Criminal	2024	483	635	723	495	473	600	629	647	464	522	-	-	5,671	-6%	5,671
	2023	574	518	696	539	497	725	528	629	610	707	485	475	6,023	▼	6,983
Concealed Handgun Permits	2024	515	217	376	407	297	230	451	566	368	403	-	-	3,830	9%	3,830
	2023	365	572	486	379	265	355	190	353	312	232	279	232	3,509	▲	4,020
Miscellaneous/Other	2024	406	312	380	726	349	405	337	338	333	545	-	-	4,131	1%	4,131
	2023	369	347	424	336	417	402	453	521	374	455	305	700	4,098	▲	5,103
Others	2024	1	-	-	-	1	-	3	1	-	1	-	-	7	17%	7
	2023	-	2	-	-	1	1	-	1	-	1	1	2	6	▲	9

Dispositions by Case Category

Case Categories		Jan	Feb	Mar	Apr	May	Jun	Jul	Aug	Sep	Oct	Nov	Dec	Thru Oct	% Change	Total
Administrative Law	2024	1	1	-	-	-	2	-	-	3	-	-	-	7	-59%	7
	2023	1	2	1	-	3	2	1	1	2	4	-	1	17	▼	18
Capital Murder	2024	1	-	1	-	-	-	1	-	-	-	-	-	3	50%	3
	2023	1	-	-	-	-	-	1	-	-	-	1	-	2	▲	3
Contested Divorce	2024	27	37	35	31	46	47	48	27	32	30	-	-	360	-12%	360
	2023	33	36	41	46	45	55	37	41	37	38	37	42	409	▼	488
Domestic and Family - Level 1	2024	25	25	21	26	43	24	18	24	12	46	-	-	264	-30%	264
	2023	31	43	28	41	40	34	33	39	63	26	29	31	378	▼	438
Domestic and Family - Level 2	2024	6	5	5	11	12	7	7	8	4	9	-	-	74	-21%	74
	2023	8	7	14	5	11	11	11	13	6	8	13	10	94	▼	117
Felonies and Related Matters	2024	319	475	577	331	335	421	467	416	311	380	-	-	4,032	-3%	4,032
	2023	384	360	454	355	336	523	362	435	410	536	344	322	4,155	▼	4,821
General Civil - Level 1	2024	4	5	2	2	6	4	6	2	-	7	-	-	38	65%	38
	2023	-	2	2	1	7	1	2	1	3	4	2	-	23	▲	25
General Civil - Level 2	2024	48	22	29	47	43	34	48	24	31	63	-	-	389	-8%	389
	2023	34	24	47	36	52	30	47	35	43	74	44	31	422	▼	497
General Civil - Level 3	2024	21	5	6	29	27	19	31	12	18	26	-	-	194	-6%	194
	2023	12	19	26	11	28	17	24	15	10	44	18	10	206	▼	234
Miscellaneous Civil	2024	609	290	463	492	408	356	559	677	466	540	-	-	4,860	0%	4,860
	2023	494	722	625	513	379	527	353	509	409	318	388	357	4,849	▲	5,594
Misdemeanor	2024	128	124	108	130	105	151	116	182	121	108	-	-	1,273	-17%	1,273
	2023	152	123	196	161	128	166	138	150	172	146	108	122	1,532	▼	1,762
Other	2024	293	233	296	609	232	251	198	224	230	364	-	-	2,930	14%	2,930
	2023	232	196	253	186	298	219	257	356	268	314	180	574	2,579	▲	3,333
Other Criminally Related Matters	2024	35	36	43	35	37	30	45	52	32	34	-	-	379	6%	379
	2023	37	38	55	24	35	36	34	44	29	26	33	33	358	▲	424
Probates/Wills & Trusts - Level 1	2024	1	3	1	1	1	1	-	3	3	2	-	-	16	0%	16
	2023	-	4	2	2	-	-	1	3	3	1	2	2	16	↔	20
Probates/Wills & Trusts - Level 2	2024	12	12	10	4	9	20	10	8	6	18	-	-	109	30%	109
	2023	6	8	8	8	12	7	9	6	9	11	6	5	84	▲	95
Uncontested Divorce	2024	66	75	94	78	91	103	123	100	86	75	-	-	891	-6%	891
	2023	97	92	109	91	96	111	89	99	75	92	72	74	951	▼	1,097

This report reflects the case management system. Numbers will update as reports are refreshed and posted. The case types reported may not necessitate judicial involvement.

Dashboard		Monthly Dispositions Summary		Jan --- Oct Dispositions	
<p>Court: Accomack Circuit Start/End Date: Jan-23 / Oct-24 2023 Average Month: 127 Jan-Oct 2023: 1,258 Dispositions Trending: ▲</p>	<p>Circuit/Court ID: 2 202001 Type of Case: Dispositions 2024 Average Month: 134 Jan-Oct 2024 : 1,338 Overall AVG. Month: 130</p>	<p>Jan 23 - Oct 24</p>		<div style="display: flex; justify-content: space-around;"> <div style="text-align: center;"> <p>1,338</p> <div style="width: 40px; height: 40px; background-color: #f0e68c; margin: 0 auto;"></div> <p>2024</p> </div> <div style="text-align: center;"> <p>1,258</p> <div style="width: 40px; height: 40px; background-color: #f0e68c; margin: 0 auto;"></div> <p>2023</p> </div> </div>	

Dispositions by Division																
Divisions		Jan	Feb	Mar	Apr	May	Jun	Jul	Aug	Sep	Oct	Nov	Dec	Thru Oct	% Change	Total
Total	2024	110	159	155	175	119	86	133	107	107	187	-	-	1,338	6%	1,338
	2023	143	95	149	164	109	164	115	153	75	91	135	134	1,258	▲	1,527
Civil	2024	8	10	37	8	21	8	10	14	9	39	-	-	164	49%	164
	2023	7	15	10	21	14	5	7	14	5	12	16	12	110	▲	138
Criminal	2024	60	111	26	82	59	40	68	54	82	82	-	-	664	26%	664
	2023	31	44	45	57	24	102	59	80	42	44	43	53	528	▲	624
Concealed Handgun Permits	2024	28	27	55	75	33	34	35	24	8	64	-	-	383	-25%	383
	2023	97	32	80	78	59	45	30	45	20	26	67	59	512	▼	638
Miscellaneous/ Other	2024	14	11	37	10	6	4	20	15	8	2	-	-	127	18%	127
	2023	8	4	14	8	12	12	19	14	8	9	9	10	108	▲	127

Dispositions by Case Category																
Case Categories		Jan	Feb	Mar	Apr	May	Jun	Jul	Aug	Sep	Oct	Nov	Dec	Thru Oct	% Change	Total
Administrative Law	2024	-	1	-	-	-	-	-	-	-	-	-	-	1	0%	1
	2023	-	-	-	-	-	-	1	-	-	-	-	-	1	↔	1
Capital Murder	2024	2	-	-	-	-	-	-	-	-	-	-	-	2	100%	2
	2023	-	-	-	-	-	-	1	-	-	-	-	-	1	▲	1
Contested Divorce	2024	-	2	6	2	5	2	2	5	1	2	-	-	27	42%	27
	2023	-	3	2	3	3	2	-	3	1	2	4	2	19	▲	25
Domestic and Family - Level 1	2024	-	-	-	1	1	-	1	-	2	-	-	-	5	-17%	5
	2023	-	2	2	-	-	-	-	1	-	1	-	1	6	▼	7
Domestic and Family - Level 2	2024	-	-	-	-	-	1	2	-	-	15	-	-	18	350%	18
	2023	-	-	-	-	1	1	-	-	2	-	2	-	4	▲	6
Felonies and Related Matters	2024	42	31	20	53	41	23	58	40	71	53	-	-	432	24%	432
	2023	22	26	31	34	22	69	36	60	26	22	35	32	348	▲	415
General Civil - Level 1	2024	-	-	1	-	-	1	-	-	-	-	-	-	2	100%	2
	2023	-	-	-	-	-	-	-	-	-	1	-	-	1	▲	1
General Civil - Level 2	2024	3	-	11	2	1	-	3	3	2	1	-	-	26	73%	26
	2023	1	2	2	-	2	1	1	4	-	2	2	-	15	▲	17
General Civil - Level 3	2024	9	5	14	2	2	2	4	5	4	13	-	-	60	18%	60
	2023	5	3	5	11	6	2	6	7	4	2	5	5	51	▲	61
Miscellaneous Civil	2024	36	37	76	81	38	37	50	34	15	65	-	-	469	-20%	469
	2023	103	35	91	84	68	53	46	52	25	32	72	66	589	▼	727
Misdemeanor	2024	15	70	7	25	17	13	9	12	11	21	-	-	200	38%	200
	2023	8	12	14	22	3	28	13	14	14	17	9	15	145	▲	169
Other	2024	-	-	2	1	-	-	-	-	-	1	-	-	4	300%	4
	2023	-	-	-	-	-	-	-	1	-	-	-	1	1	▲	2
Other Criminally Related Matters	2024	1	10	-	4	1	4	1	2	-	8	-	-	31	-16%	31
	2023	2	6	-	1	-	6	9	6	2	5	-	6	37	▼	43
Probates/Wills & Trusts - Level 2	2024	-	-	-	-	-	-	-	-	-	-	-	-	0	-100%	0
	2023	1	-	-	-	-	-	-	1	-	1	-	-	3	▼	3
Protective Orders	2024	-	-	-	-	1	-	-	-	-	-	-	-	1	0%	1
	2023	-	-	-	1	-	-	-	-	-	-	-	-	1	↔	1
Uncontested Divorce	2024	2	3	18	4	12	3	3	6	1	8	-	-	60	67%	60
	2023	1	6	2	8	4	2	2	4	1	6	6	6	36	▲	48


This report reflects the case management system. Numbers will update as reports are refreshed and posted. The case types reported may not necessitate judicial involvement.

Dashboard

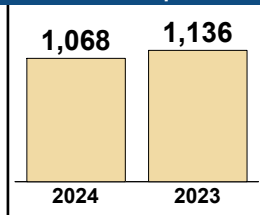
Court: Northampton Circuit
Start/End Date: Jan-23 / Oct-24
2023 Average Month: 115
Jan-Oct 2023: 1,136
Dispositions Trending: ▼

Circuit/Court ID: 2 202131
Type of Case: Dispositions
2024 Average Month: 107
Jan-Oct 2024 : 1,068
Overall AVG. Month: 111

Monthly Dispositions Summary



Jan --- Oct Dispositions



Dispositions by Division

Divisions		Jan	Feb	Mar	Apr	May	Jun	Jul	Aug	Sep	Oct	Nov	Dec	Thru Oct	% Change	Total
Total	2024	106	156	130	117	105	77	109	99	79	90	-	-	1,068	-6%	1,068
	2023	151	81	104	67	168	84	137	79	137	128	170	77	1,136	▼	1,383
Civil	2024	5	23	15	19	5	6	4	5	1	5	-	-	88	47%	88
	2023	3	10	2	6	4	5	1	2	22	5	8	8	60	▲	76
Criminal	2024	75	93	74	64	71	50	63	61	64	65	-	-	680	-21%	680
	2023	116	49	84	40	142	66	122	49	92	101	132	51	861	▼	1,044
Concealed Handgun Permits	2024	14	21	24	18	14	7	15	19	10	10	-	-	152	-10%	152
	2023	29	15	14	17	18	11	10	24	15	15	28	16	168	▼	212
Miscellaneous/ Other	2024	12	18	17	16	15	14	27	14	4	10	-	-	147	213%	147
	2023	3	7	4	4	4	2	4	4	8	7	2	2	47	▲	51
Others	2024	-	1	-	-	-	-	-	-	-	-	-	-	1	1	1
	2023	-	-	-	-	-	-	-	-	-	-	-	-	0	↔	0

Dispositions by Case Category

Case Categories		Jan	Feb	Mar	Apr	May	Jun	Jul	Aug	Sep	Oct	Nov	Dec	Thru Oct	% Change	Total
Administrative Law	2024	-	-	-	1	-	-	-	-	-	-	-	-	1	-67%	1
	2023	-	2	-	1	-	-	-	-	-	-	-	-	3	▼	3
Capital Murder	2024	-	-	-	-	-	-	-	-	-	-	-	-	0	-100%	0
	2023	-	-	-	-	1	-	-	-	-	-	1	-	1	▼	2
Contested Divorce	2024	-	1	-	1	1	-	-	1	-	-	-	-	4	-33%	4
	2023	-	2	-	1	1	1	-	-	1	-	-	2	6	▼	8
Domestic and Family - Level 1	2024	-	-	-	-	-	-	-	-	-	1	-	-	1	-67%	1
	2023	-	1	-	-	-	1	-	-	-	1	-	-	3	▼	3
Domestic and Family - Level 2	2024	-	3	1	-	-	-	-	-	-	-	-	-	4	300%	4
	2023	-	1	-	-	-	-	-	-	-	-	-	-	1	▲	1
Felonies and Related Matters	2024	29	53	23	33	20	25	19	29	24	42	-	-	297	-22%	297
	2023	22	25	32	30	66	34	66	21	23	60	68	18	379	▼	465
General Civil - Level 1	2024	-	-	1	-	-	-	-	-	-	-	-	-	1	1	1
	2023	-	-	-	-	-	-	-	-	-	-	-	-	0	↔	0
General Civil - Level 2	2024	2	11	13	10	4	6	1	1	1	2	-	-	51	65%	51
	2023	-	2	1	2	-	3	-	1	19	3	7	2	31	▲	40
General Civil - Level 3	2024	2	11	3	10	-	1	1	2	1	-	-	-	31	288%	31
	2023	-	-	-	1	1	-	1	1	2	2	1	2	8	▲	11
Miscellaneous Civil	2024	20	26	28	23	16	11	20	21	12	16	-	-	193	-6%	193
	2023	32	21	18	19	21	13	13	28	20	21	30	18	206	▼	254
Misdemeanor	2024	33	38	38	30	39	21	30	32	24	21	-	-	306	-23%	306
	2023	82	22	44	10	56	28	44	27	48	36	53	28	397	▼	478
Other	2024	5	7	9	2	11	9	22	12	1	4	-	-	82	82	82
	2023	-	-	-	-	-	-	-	-	-	-	-	-	0	↔	0
Other Criminally Related Matters	2024	13	2	13	3	12	4	14	-	16	2	-	-	79	-9%	79
	2023	13	2	8	1	20	4	12	1	21	5	10	5	87	▼	102
Probates/Wills & Trusts - Level 1	2024	-	2	-	-	-	-	-	-	-	-	-	-	2	2	2
	2023	-	-	-	-	-	-	-	-	-	-	-	-	0	↔	0
Probates/Wills & Trusts - Level 2	2024	-	2	-	-	-	-	-	-	-	-	-	-	2	2	2
	2023	-	-	-	-	-	-	-	-	-	-	-	1	0	↔	1
Uncontested Divorce	2024	2	-	1	4	2	-	2	1	-	2	-	-	14	0%	14
	2023	2	3	1	2	2	-	1	-	3	-	-	1	14	↔	15


This report reflects the case management system. Numbers will update as reports are refreshed and posted. The case types reported may not necessitate judicial involvement.

Dashboard

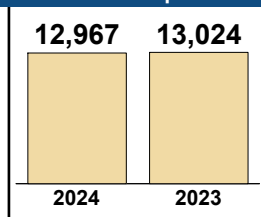
Court: Virginia Beach Circuit
Start/End Date: Jan-23 / Oct-24
2023 Average Month: 1,276
Jan-Oct 2023: 13,024
Dispositions Trending: ⇄

Circuit/Court ID: 2 202810
Type of Case: Dispositions
2024 Average Month: 1,297
Jan-Oct 2024 : 12,967
Overall AVG. Month: 1,286

Monthly Dispositions Summary



Jan --- Oct Dispositions



Dispositions by Division

Divisions		Jan	Feb	Mar	Apr	May	Jun	Jul	Aug	Sep	Oct	Nov	Dec	Thru Oct	% Change	Total
Total	2024	1,270	1,252	1,271	1,332	1,237	1,276	1,307	1,406	1,204	1,412	-	-	12,967	0%	12,967
	2023	1,419	1,193	1,471	1,211	1,320	1,330	1,186	1,455	1,141	1,298	1,173	1,119	13,024	▼	15,316
Civil	2024	280	296	305	322	329	342	305	365	264	415	-	-	3,223	0%	3,223
	2023	360	307	345	315	314	309	284	378	302	321	294	289	3,235	▼	3,818
Criminal	2024	655	630	636	637	550	556	642	583	574	621	-	-	6,084	2%	6,084
	2023	613	540	701	541	621	582	499	700	533	623	583	485	5,953	▲	7,021
Concealed Handgun Permits	2024	-	-	-	-	-	-	-	-	-	-	-	-	0	-100%	0
	2023	-	-	2	-	-	-	-	-	-	-	-	-	2	▼	2
Miscellaneous/ Other	2024	335	325	327	373	358	377	359	457	364	375	-	-	3,650	-5%	3,650
	2023	446	346	423	355	385	438	402	377	305	352	296	344	3,829	▼	4,469
Others	2024	-	1	3	-	-	1	1	1	2	1	-	-	10	100%	10
	2023	-	-	-	-	-	1	1	-	1	2	-	1	5	▲	6

Dispositions by Case Category

Case Categories		Jan	Feb	Mar	Apr	May	Jun	Jul	Aug	Sep	Oct	Nov	Dec	Thru Oct	% Change	Total
Administrative Law	2024	1	2	-	-	-	-	2	1	-	-	-	-	6	-25%	6
	2023	3	1	-	-	1	-	-	1	-	2	-	-	8	▼	8
Capital Murder	2024	-	2	1	1	-	-	2	-	-	-	-	-	6	50%	6
	2023	1	-	-	-	3	-	-	-	-	-	-	-	4	▲	4
Contested Divorce	2024	20	21	26	26	29	36	27	19	22	31	-	-	257	-7%	257
	2023	33	20	26	31	36	27	21	27	28	26	18	20	275	▼	313
Domestic and Family - Level 1	2024	29	35	33	41	30	29	31	46	36	31	-	-	341	-5%	341
	2023	39	41	37	34	35	26	24	47	45	31	34	32	359	▼	425
Domestic and Family - Level 2	2024	20	17	24	18	19	25	24	24	16	27	-	-	214	24%	214
	2023	25	15	21	16	11	15	17	17	13	22	17	17	172	▲	206
Felonies and Related Matters	2024	404	397	388	397	328	293	377	326	352	353	-	-	3,615	2%	3,615
	2023	392	338	400	337	379	343	307	395	285	379	348	284	3,555	▲	4,187
General Civil - Level 1	2024	2	7	3	2	2	6	2	3	3	4	-	-	34	-11%	34
	2023	1	2	5	4	6	4	4	6	6	-	4	9	38	▼	51
General Civil - Level 2	2024	53	63	54	78	54	64	45	88	47	82	-	-	628	-4%	628
	2023	88	76	85	61	48	64	41	64	64	62	49	42	653	▼	744
General Civil - Level 3	2024	94	110	114	111	121	108	107	119	90	121	-	-	1,095	-7%	1,095
	2023	116	108	101	131	124	120	117	135	107	114	102	113	1,173	▼	1,388
Miscellaneous Civil	2024	135	139	143	199	187	163	168	217	199	195	-	-	1,745	-4%	1,745
	2023	212	153	191	159	194	212	238	186	143	122	139	129	1,810	▼	2,078
Misdemeanor	2024	204	205	214	204	180	220	196	204	191	218	-	-	2,036	1%	2,036
	2023	195	173	249	179	214	189	156	266	189	212	204	179	2,022	▲	2,405
Other	2024	185	155	176	139	161	207	178	218	148	157	-	-	1,724	-4%	1,724
	2023	207	163	217	151	169	206	158	168	135	214	158	196	1,788	▼	2,142
Other Criminally Related Matters	2024	55	35	40	42	50	47	73	57	33	61	-	-	493	15%	493
	2023	28	31	60	28	26	56	42	54	65	38	37	28	428	▲	493
Probates/Wills & Trusts - Level 1	2024	-	1	-	-	-	-	-	-	2	2	-	-	5	25%	5
	2023	-	-	-	1	-	1	-	2	-	-	1	1	4	▲	6
Probates/Wills & Trusts - Level 2	2024	13	6	9	17	19	17	18	14	14	55	-	-	182	17%	182
	2023	7	16	9	14	17	17	21	23	11	21	8	11	156	▲	175
Protective Orders	2024	-	3	-	1	1	1	1	1	-	2	-	-	10	100%	10
	2023	-	-	-	-	1	-	-	2	-	2	-	3	5	▲	8
Uncontested Divorce	2024	55	54	46	56	56	60	56	69	51	73	-	-	576	0%	576
	2023	72	56	70	65	56	50	40	62	50	53	54	55	574	▲	683

This report reflects the case management system. Numbers will update as reports are refreshed and posted. The case types reported may not necessitate judicial involvement.

Dashboard		Monthly Dispositions Summary		Jan --- Oct Dispositions	
<p>Court: Portsmouth Circuit Start/End Date: Jan-23 / Oct-24 2023 Average Month: 717 Jan-Oct 2023: 7,466 Dispositions Trending: ▼</p>	<p>Circuit/Court ID: 3 203740 Type of Case: Dispositions 2024 Average Month: 594 Jan-Oct 2024 : 5,938 Overall AVG. Month: 661</p>	<p style="text-align: center; font-weight: bold;">Jan 23 - Oct 24</p>		<p style="text-align: center; font-weight: bold;">5,938 7,466</p> <p style="text-align: center;">2024 2023</p>	

Dispositions by Division																
Divisions		Jan	Feb	Mar	Apr	May	Jun	Jul	Aug	Sep	Oct	Nov	Dec	Thru Oct	% Change	Total
Total	2024	638	626	757	551	535	658	548	571	579	475	-	-	5,938	-20%	5,938
	2023	870	930	961	857	750	617	683	561	609	628	647	490	7,466	▼	8,603
Civil	2024	233	186	280	176	181	232	191	192	221	145	-	-	2,037	-22%	2,037
	2023	224	349	299	348	259	196	309	180	200	231	279	159	2,595	▼	3,033
Criminal	2024	168	148	123	123	137	157	155	132	182	144	-	-	1,469	-8%	1,469
	2023	203	173	224	153	202	120	105	133	127	161	141	126	1,601	▼	1,868
Concealed Handgun Permits	2024	77	144	144	104	77	151	104	131	81	95	-	-	1,108	-6%	1,108
	2023	197	171	163	117	98	90	79	64	123	72	107	83	1,174	▼	1,364
Miscellaneous/ Other	2024	160	148	210	148	140	118	97	116	95	91	-	-	1,323	-37%	1,323
	2023	246	237	274	239	191	210	190	180	159	164	120	122	2,090	▼	2,332
Others	2024	-	-	-	-	-	-	1	-	-	-	-	-	1	-83%	1
	2023	-	-	1	-	-	1	-	4	-	-	-	-	6	▼	6

Dispositions by Case Category																
Case Categories		Jan	Feb	Mar	Apr	May	Jun	Jul	Aug	Sep	Oct	Nov	Dec	Thru Oct	% Change	Total
Administrative Law	2024	1	-	2	-	-	-	-	2	2	1	-	-	8	-11%	8
	2023	-	1	2	1	1	1	1	1	1	1	-	1	9	▼	10
Capital Murder	2024	4	-	-	-	-	2	-	-	1	-	-	-	7	600%	7
	2023	-	-	-	1	-	-	-	-	-	-	2	-	1	▲	3
Contested Divorce	2024	12	7	11	8	11	9	10	3	13	2	-	-	86	-23%	86
	2023	6	14	16	22	8	5	8	2	12	18	13	8	111	▼	132
Domestic and Family - Level 1	2024	9	12	14	5	21	11	13	7	7	7	-	-	106	-51%	106
	2023	3	99	16	6	13	46	6	12	9	7	12	9	217	▼	238
Domestic and Family - Level 2	2024	2	-	4	1	5	7	1	1	1	2	-	-	24	-4%	24
	2023	1	9	1	3	1	-	4	2	2	2	5	5	25	▼	35
Felonies and Related Matters	2024	107	91	79	73	79	88	99	75	109	92	-	-	892	-9%	892
	2023	138	94	150	94	106	56	70	89	53	131	80	69	981	▼	1,130
General Civil	2024	5	1	9	3	5	7	2	1	1	3	-	-	37	-54%	37
	2023	27	8	-	-	7	4	3	15	12	4	6	4	80	▼	90
General Civil - Level 1	2024	2	1	2	1	-	-	-	-	3	-	-	-	9	-59%	9
	2023	2	1	2	9	2	3	1	-	1	1	1	1	22	▼	24
General Civil - Level 2	2024	21	10	14	20	21	9	19	10	18	11	-	-	153	-22%	153
	2023	10	7	27	59	16	12	19	12	14	21	28	12	197	▼	237
General Civil - Level 3	2024	151	139	214	118	111	177	127	164	138	115	-	-	1,454	-16%	1,454
	2023	188	164	195	180	193	117	251	148	135	160	194	106	1,731	▼	2,031
Miscellaneous Civil	2024	152	200	246	165	152	234	145	216	161	168	-	-	1,839	-17%	1,839
	2023	310	260	299	275	192	211	196	137	204	140	162	157	2,224	▼	2,543
Misdemeanor	2024	44	44	30	33	41	45	37	37	39	36	-	-	386	-1%	386
	2023	45	54	41	31	59	31	23	21	62	24	35	38	391	▼	464
Other	2024	74	86	98	76	53	27	50	20	14	5	-	-	503	-48%	503
	2023	105	163	126	88	93	83	69	90	66	86	59	42	969	▼	1,070
Other Criminally Related Matters	2024	23	16	17	17	17	23	20	21	35	19	-	-	208	-17%	208
	2023	20	35	36	29	38	34	16	24	12	8	26	19	252	▼	297
Probates/Wills & Trusts - Level 1	2024	1	-	1	1	2	1	-	4	-	-	-	-	10	100%	10
	2023	-	-	-	1	2	1	1	-	-	-	-	-	5	▲	5
Probates/Wills & Trusts - Level 2	2024	2	2	3	1	3	3	4	1	7	1	-	-	27	-21%	27
	2023	-	1	6	10	4	3	1	3	-	6	1	4	34	▼	39
Protective Orders	2024	-	-	-	-	-	-	-	-	-	-	-	-	0	-100%	0
	2023	-	1	4	3	2	-	-	-	-	-	-	-	10	▼	10
Uncontested Divorce	2024	28	17	13	29	14	15	21	9	30	13	-	-	189	-9%	189
	2023	15	19	40	45	13	10	14	5	26	20	22	16	207	▼	245

CPSS-CCMS-10.11 CASELOAD STATISTICS OF THE CIRCUIT COURTS

Norfolk

January 2023 -- October 2024 Dispositions

Alexandria and Fairfax Circuit are not Included in State Totals

Dashboard				Monthly Dispositions Summary				Jan --- Oct Dispositions			
Court: Norfolk Circuit		Circuit/Court ID: 4 204710		<p>Jan 23 - Oct 24</p>				<p>2024: 16,573 2023: 19,200</p>			
Start/End Date: Jan-23 / Oct-24		Type of Case: Dispositions									
2023 Average Month: 1,842		2024 Average Month: 1,657									
Jan-Oct 2023: 19,200		Jan-Oct 2024 : 16,573									
Dispositions Trending: ▼				Overall AVG. Month: 1,758							

Dispositions by Division																
Divisions		Jan	Feb	Mar	Apr	May	Jun	Jul	Aug	Sep	Oct	Nov	Dec	Thru Oct	% Change	Total
Total	2024	1,733	1,597	1,543	1,638	1,742	1,466	2,015	1,812	1,314	1,713	-	-	16,573	-14%	16,573
	2023	2,170	1,873	2,205	1,751	1,830	2,741	1,574	1,844	1,461	1,751	1,418	1,490	19,200	▼	22,108
Civil	2024	397	411	432	384	450	374	425	417	412	400	-	-	4,102	2%	4,102
	2023	347	350	443	447	403	470	364	395	404	393	371	405	4,016	▲	4,792
Criminal	2024	398	381	419	303	374	327	410	483	301	466	-	-	3,862	-6%	3,862
	2023	430	317	467	381	312	429	380	526	458	421	402	418	4,121	▼	4,941
Concealed Handgun Permits	2024	217	237	205	232	191	177	181	190	162	227	-	-	2,019	-11%	2,019
	2023	270	237	316	251	227	191	198	207	180	197	171	191	2,274	▼	2,636
Miscellaneous/ Other	2024	719	565	479	712	721	577	995	716	433	607	-	-	6,524	-26%	6,524
	2023	1,121	966	979	672	888	1,649	632	713	419	738	471	476	8,777	▼	9,724
Others	2024	2	3	8	7	6	11	4	6	6	13	-	-	66	450%	66
	2023	2	3	-	-	-	2	-	3	-	2	3	-	12	▲	15

Dispositions by Case Category																
Case Categories		Jan	Feb	Mar	Apr	May	Jun	Jul	Aug	Sep	Oct	Nov	Dec	Thru Oct	% Change	Total
Administrative Law	2024	2	-	4	7	4	2	11	4	4	7	-	-	45	5%	45
	2023	6	3	7	3	1	3	4	6	2	8	5	3	43	▲	51
Capital Murder	2024	-	3	-	-	1	1	-	-	-	-	-	-	5	5	5
	2023	-	-	-	-	-	-	-	-	-	-	-	-	0	↔	0
Contested Divorce	2024	66	84	82	69	98	62	91	82	80	73	-	-	787	-3%	787
	2023	70	70	88	108	88	91	67	84	74	72	78	96	812	▼	986
Domestic and Family - Level 1	2024	37	27	12	34	38	36	36	27	29	34	-	-	310	5%	310
	2023	39	37	26	22	18	38	13	24	22	55	37	28	294	▲	359
Domestic and Family - Level 2	2024	31	24	24	18	21	25	55	15	15	25	-	-	253	19%	253
	2023	27	18	25	19	24	21	17	24	15	23	18	23	213	▲	254
Felonies and Related Matters	2024	295	263	279	217	258	252	304	356	196	332	-	-	2,752	-2%	2,752
	2023	291	233	339	269	185	309	242	359	296	288	288	280	2,811	▼	3,379
General Civil - Level 1	2024	2	3	7	5	4	8	7	4	5	6	-	-	51	59%	51
	2023	3	3	5	3	2	7	3	4	1	1	5	6	32	▲	43
General Civil - Level 2	2024	60	47	47	48	43	56	44	40	49	47	-	-	481	14%	481
	2023	35	43	44	48	34	47	41	50	43	36	46	41	421	▲	508
General Civil - Level 3	2024	102	100	86	95	115	78	143	102	65	87	-	-	973	4%	973
	2023	94	72	116	80	95	106	78	110	83	104	69	56	938	▲	1,063
Miscellaneous Civil	2024	748	661	570	725	684	600	847	679	446	592	-	-	6,552	-32%	6,552
	2023	1,181	1,022	1,086	807	986	1,733	736	765	508	782	526	563	9,606	▼	10,695
Misdemeanor	2024	56	69	92	46	68	59	69	83	54	78	-	-	674	-22%	674
	2023	98	61	88	68	76	83	92	119	95	88	67	93	868	▼	1,028
Other	2024	97	44	40	113	113	79	131	122	111	152	-	-	1,002	72%	1,002
	2023	103	105	94	56	43	41	37	35	22	45	57	49	581	▲	687
Other Criminally Related Matters	2024	49	52	53	42	49	20	39	59	61	59	-	-	483	-6%	483
	2023	48	33	46	52	57	49	50	59	71	49	51	47	514	▼	612
Probates/Wills & Trusts - Level 1	2024	1	3	3	3	3	3	2	2	-	2	-	-	22	-4%	22
	2023	-	4	1	1	1	1	3	5	2	5	2	3	23	▼	28
Probates/Wills & Trusts - Level 2	2024	20	27	22	15	28	20	35	24	14	20	-	-	225	2%	225
	2023	18	25	28	25	25	15	13	33	15	23	16	24	220	▲	260
Protective Orders	2024	8	5	7	4	4	4	1	2	2	3	-	-	40	3%	40
	2023	2	2	5	3	3	6	4	3	7	4	1	7	39	▲	47
Uncontested Divorce	2024	159	185	215	197	211	161	200	211	183	196	-	-	1,918	7%	1,918
	2023	155	142	207	187	192	191	174	164	205	168	152	171	1,785	▲	2,108

This report reflects the case management system. Numbers will update as reports are refreshed and posted. The case types reported may not necessitate judicial involvement.

CPSS-CCMS-10.11 CASELOAD STATISTICS OF THE CIRCUIT COURTS

January 2023 -- October 2024 Dispositions


Alexandria and Fairfax Circuit are not Included in State Totals

Dashboard

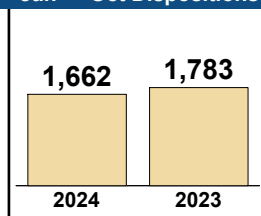
Court: Isle of Wight Circuit
Start/End Date: Jan-23 / Oct-24
2023 Average Month: 173
Jan-Oct 2023: 1,783
Dispositions Trending: ▼

Circuit/Court ID: 5 205093
Type of Case: Dispositions
2024 Average Month: 166
Jan-Oct 2024 : 1,662
Overall AVG. Month: 170

Monthly Dispositions Summary



Jan --- Oct Dispositions



Dispositions by Division

Divisions		Jan	Feb	Mar	Apr	May	Jun	Jul	Aug	Sep	Oct	Nov	Dec	Thru Oct	% Change	Total
Total	2024	173	119	188	190	139	121	194	190	171	177	-	-	1,662	-7%	1,662
	2023	273	150	271	155	184	141	171	140	136	162	139	154	1,783	▼	2,076
Civil	2024	13	31	17	38	23	13	13	15	16	19	-	-	198	-5%	198
	2023	26	11	23	23	24	26	20	17	17	21	32	26	208	▼	266
Criminal	2024	41	21	28	44	46	60	73	58	55	54	-	-	480	11%	480
	2023	59	38	56	42	29	56	46	37	34	34	23	34	431	▲	488
Concealed Handgun Permits	2024	98	50	110	79	54	36	86	93	91	86	-	-	783	-10%	783
	2023	153	86	154	67	104	30	78	65	60	77	67	73	874	▼	1,014
Miscellaneous/ Other	2024	21	17	32	29	16	12	22	24	9	18	-	-	200	-25%	200
	2023	34	15	38	22	27	29	27	21	25	30	17	21	268	▼	306
Others	2024	-	-	1	-	-	-	-	-	-	-	-	-	1	-50%	1
	2023	1	-	-	1	-	-	-	-	-	-	-	-	2	▼	2

Dispositions by Case Category

Case Categories		Jan	Feb	Mar	Apr	May	Jun	Jul	Aug	Sep	Oct	Nov	Dec	Thru Oct	% Change	Total
Administrative Law	2024	-	1	-	-	-	-	-	-	1	-	-	-	2	2	2
	2023	-	-	-	-	-	-	-	-	-	-	1	-	0	↔	1
Contested Divorce	2024	-	4	3	8	4	2	1	6	5	5	-	-	38	15%	38
	2023	2	4	2	2	2	2	5	4	2	8	6	1	33	▲	40
Domestic and Family - Level 1	2024	-	-	-	9	-	-	1	1	3	1	-	-	15	-32%	15
	2023	7	1	2	-	-	4	2	2	2	2	2	3	22	▼	27
Domestic and Family - Level 2	2024	-	2	1	2	4	2	1	-	-	1	-	-	13	8%	13
	2023	3	-	3	2	1	-	2	-	1	-	1	3	12	▲	16
Felonies and Related Matters	2024	24	10	18	33	27	38	46	42	34	27	-	-	299	-3%	299
	2023	41	23	44	32	20	43	32	31	26	16	17	20	308	▼	345
General Civil - Level 1	2024	1	-	-	1	-	1	-	-	-	-	-	-	3	3	3
	2023	-	-	-	-	-	-	-	-	-	-	1	-	0	↔	1
General Civil - Level 2	2024	4	9	3	10	3	2	4	3	-	4	-	-	42	8%	42
	2023	3	3	5	3	3	7	3	4	4	4	4	5	39	▲	48
General Civil - Level 3	2024	1	3	2	2	4	1	1	-	2	3	-	-	19	-41%	19
	2023	-	2	2	9	4	4	1	3	4	3	3	4	32	▼	39
Miscellaneous Civil	2024	117	62	130	102	61	43	94	106	100	103	-	-	918	-12%	918
	2023	171	94	173	79	119	51	95	78	76	102	77	82	1,038	▼	1,197
Misdemeanor	2024	11	6	6	7	9	19	19	6	18	16	-	-	117	70%	117
	2023	14	6	9	4	5	7	9	1	5	9	4	5	69	▲	78
Other	2024	3	4	10	6	10	4	13	8	-	1	-	-	59	-44%	59
	2023	18	7	19	11	12	7	10	8	9	5	4	9	106	▼	119
Other Criminally Related Matters	2024	6	5	5	5	10	3	8	10	3	11	-	-	66	16%	66
	2023	4	9	3	8	4	7	5	5	3	9	2	9	57	▲	68
Probates/Wills & Trusts - Level 1	2024	-	-	-	-	-	-	-	1	-	-	-	-	1	-50%	1
	2023	-	-	1	-	1	-	-	-	-	-	1	-	2	▼	3
Probates/Wills & Trusts - Level 2	2024	3	2	2	1	3	1	1	-	-	-	-	-	13	333%	13
	2023	1	-	-	-	-	-	2	-	-	-	3	2	3	▲	8
Uncontested Divorce	2024	3	11	8	4	4	5	5	7	5	5	-	-	57	-8%	57
	2023	9	1	8	5	13	9	5	4	4	4	13	11	62	▼	86


This report reflects the case management system. Numbers will update as reports are refreshed and posted. The case types reported may not necessitate judicial involvement.

Dashboard

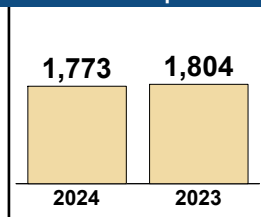
Court: Southampton Circuit
Start/End Date: Jan-23 / Oct-24
2023 Average Month: 172
Jan-Oct 2023: 1,804
Dispositions Trending: ⇄

Circuit/Court ID: 5 205175
Type of Case: Dispositions
2024 Average Month: 177
Jan-Oct 2024 : 1,773
Overall AVG. Month: 174

Monthly Dispositions Summary



Jan --- Oct Dispositions



Dispositions by Division

Divisions		Jan	Feb	Mar	Apr	May	Jun	Jul	Aug	Sep	Oct	Nov	Dec	Thru Oct	% Change	Total
Total	2024	228	111	210	199	190	156	163	164	150	202	-	-	1,773	-2%	1,773
	2023	215	174	197	174	190	151	168	156	228	151	124	133	1,804	▼	2,061
Civil	2024	18	15	16	17	20	15	22	10	19	13	-	-	165	6%	165
	2023	13	15	14	19	14	10	21	21	12	16	19	18	155	▲	192
Criminal	2024	93	59	95	86	114	67	73	98	69	118	-	-	872	4%	872
	2023	84	69	64	88	113	60	94	80	128	57	55	64	837	▲	956
Concealed Handgun Permits	2024	81	7	82	50	20	35	33	25	41	33	-	-	407	-23%	407
	2023	87	73	95	45	36	43	32	21	48	46	30	33	526	▼	589
Miscellaneous/ Other	2024	35	30	17	46	35	39	35	31	21	38	-	-	327	15%	327
	2023	30	17	24	22	27	38	21	34	40	32	20	18	285	▲	323
Others	2024	1	-	-	-	1	-	-	-	-	-	-	-	2	100%	2
	2023	1	-	-	-	-	-	-	-	-	-	-	-	1	▲	1

Dispositions by Case Category

Case Categories		Jan	Feb	Mar	Apr	May	Jun	Jul	Aug	Sep	Oct	Nov	Dec	Thru Oct	% Change	Total
Contested Divorce	2024	1	1	-	1	3	2	-	-	2	2	-	-	12	-14%	12
	2023	3	1	-	2	1	2	3	-	2	-	1	4	14	▼	19
Domestic and Family - Level 1	2024	4	-	1	1	-	-	2	2	-	1	-	-	11	120%	11
	2023	-	-	-	-	-	1	3	1	-	-	1	-	5	▲	6
Domestic and Family - Level 2	2024	-	1	-	1	1	-	-	1	-	-	-	-	4	100%	4
	2023	-	-	-	1	-	-	-	1	-	-	1	1	2	▲	4
Felonies and Related Matters	2024	56	37	56	56	77	36	38	48	41	62	-	-	507	-2%	507
	2023	47	49	44	49	68	39	55	43	80	44	36	30	518	▼	584
General Civil - Level 1	2024	-	2	-	-	-	1	-	-	-	-	-	-	3	-25%	3
	2023	-	1	-	-	-	-	1	-	2	-	-	1	4	▼	5
General Civil - Level 2	2024	-	5	-	4	5	2	2	2	6	1	-	-	27	-27%	27
	2023	3	7	2	6	2	2	3	5	4	3	3	5	37	▼	45
General Civil - Level 3	2024	4	4	3	8	5	4	7	2	5	3	-	-	45	-12%	45
	2023	2	2	4	8	7	3	4	7	4	10	7	4	51	▼	62
Miscellaneous Civil	2024	92	19	94	66	32	45	45	33	48	52	-	-	526	-20%	526
	2023	101	79	106	58	43	63	41	34	67	63	41	40	655	▼	736
Misdemeanor	2024	31	7	15	20	29	18	14	20	18	32	-	-	204	1%	204
	2023	23	12	11	23	28	17	18	24	40	6	10	17	202	▲	229
Other	2024	26	18	7	28	25	30	23	23	13	20	-	-	213	35%	213
	2023	20	11	13	8	19	18	15	20	19	15	10	11	158	▲	179
Other Criminally Related Matters	2024	6	15	24	10	8	13	21	30	10	24	-	-	161	35%	161
	2023	14	8	10	16	17	4	21	14	8	7	10	17	119	▲	146
Probates/Wills & Trusts - Level 1	2024	-	-	-	1	-	-	-	-	1	-	-	-	2	2	2
	2023	-	-	-	-	-	-	-	-	-	-	-	-	0	↔	0
Probates/Wills & Trusts - Level 2	2024	-	-	-	-	-	-	2	1	1	-	-	-	4	300%	4
	2023	-	-	-	-	-	-	-	1	-	-	2	-	1	▲	3
Protective Orders	2024	-	-	-	-	-	-	-	-	-	-	-	-	0	-100%	0
	2023	-	1	1	1	-	2	-	-	-	-	-	-	5	▼	5
Uncontested Divorce	2024	8	2	10	3	5	5	9	2	5	5	-	-	54	64%	54
	2023	2	3	6	2	5	-	4	6	2	3	2	3	33	▲	38

This report reflects the case management system. Numbers will update as reports are refreshed and posted. The case types reported may not necessitate judicial involvement.

CPSS-CCMS-10.11 CASELOAD STATISTICS OF THE CIRCUIT COURTS

Suffolk

January 2023 -- October 2024 Dispositions

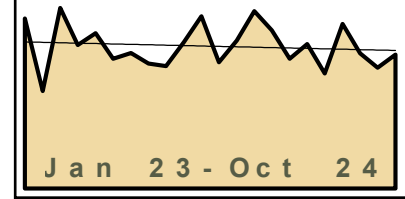
Alexandria and Fairfax Circuit are not Included in State Totals

Dashboard

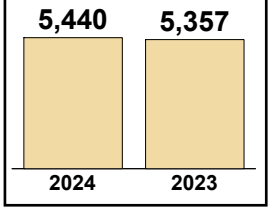
Court: Suffolk Circuit
Start/End Date: Jan-23 / Oct-24
2023 Average Month: 541
Jan-Oct 2023: 5,357
Dispositions Trending: ↔

Circuit/Court ID: 5 205800
Type of Case: Dispositions
2024 Average Month: 544
Jan-Oct 2024 : 5,440
Overall AVG. Month: 542

Monthly Dispositions Summary



Jan --- Oct Dispositions



Dispositions by Division

Divisions		Jan	Feb	Mar	Apr	May	Jun	Jul	Aug	Sep	Oct	Nov	Dec	Thru Oct	% Change	Total
Total	2024	564	676	603	495	551	439	627	515	460	510	-	-	5,440	2%	5,440
	2023	648	372	688	547	592	494	516	476	466	558	656	481	5,357	▲	6,494
Civil	2024	91	141	70	86	96	60	137	58	59	61	-	-	859	30%	859
	2023	66	69	63	67	67	56	72	53	60	89	116	128	662	▲	906
Criminal	2024	230	295	304	217	267	216	281	274	203	199	-	-	2,486	1%	2,486
	2023	214	172	336	260	295	216	241	228	255	244	281	178	2,461	▲	2,920
Concealed Handgun Permits	2024	183	153	163	139	147	134	137	137	149	198	-	-	1,540	-16%	1,540
	2023	330	90	243	183	187	175	172	152	117	187	214	138	1,836	▼	2,188
Miscellaneous/ Other	2024	60	86	65	52	41	27	72	44	49	51	-	-	547	38%	547
	2023	38	41	46	36	43	46	31	43	33	38	44	37	395	▲	476
Others	2024	-	1	1	1	-	2	-	2	-	1	-	-	8	167%	8
	2023	-	-	-	1	-	1	-	-	1	-	1	-	3	▲	4

Dispositions by Case Category

Case Categories		Jan	Feb	Mar	Apr	May	Jun	Jul	Aug	Sep	Oct	Nov	Dec	Thru Oct	% Change	Total
Administrative Law	2024	2	2	-	1	-	1	1	-	1	1	-	-	9	800%	9
	2023	-	-	-	-	-	1	-	-	-	-	-	-	1	▲	1
Capital Murder	2024	-	1	1	-	2	3	-	2	-	-	-	-	9	125%	9
	2023	1	-	1	-	-	-	1	-	1	-	-	1	4	▲	5
Contested Divorce	2024	8	16	11	8	11	9	23	6	5	5	-	-	102	28%	102
	2023	13	6	4	4	7	6	7	6	9	18	13	14	80	▲	107
Domestic and Family - Level 1	2024	6	9	3	10	6	2	15	6	7	9	-	-	73	14%	73
	2023	8	7	11	1	9	6	3	3	6	10	5	4	64	▲	73
Domestic and Family - Level 2	2024	9	12	7	9	31	9	15	6	8	8	-	-	114	63%	114
	2023	10	7	6	8	5	5	8	5	7	9	8	15	70	▲	93
Felonies and Related Matters	2024	145	223	212	113	166	156	159	144	143	123	-	-	1,584	7%	1,584
	2023	117	72	228	167	215	120	128	126	166	146	169	96	1,485	▲	1,750
General Civil - Level 1	2024	3	2	-	-	2	-	1	1	-	-	-	-	9	13%	9
	2023	-	-	-	1	-	1	1	1	-	4	2	3	8	▲	13
General Civil - Level 2	2024	17	32	19	16	12	7	20	18	14	12	-	-	167	49%	167
	2023	10	8	11	19	9	9	10	15	10	11	33	26	112	▲	171
General Civil - Level 3	2024	10	34	4	9	6	5	19	6	7	6	-	-	106	4%	106
	2023	8	24	4	9	12	8	18	5	5	9	17	12	102	▲	131
Miscellaneous Civil	2024	240	218	223	183	188	161	195	173	196	245	-	-	2,022	-9%	2,022
	2023	367	127	288	214	229	220	204	199	149	225	244	177	2,222	▼	2,643
Misdemeanor	2024	65	58	76	86	73	45	91	110	49	61	-	-	714	-11%	714
	2023	82	74	101	79	60	75	96	88	77	67	95	66	799	▼	960
Other	2024	-	4	2	3	2	4	3	3	4	2	-	-	27	145%	27
	2023	1	1	3	1	1	2	-	-	1	1	4	3	11	▲	18
Other Criminally Related Matters	2024	20	13	15	18	26	12	31	18	11	15	-	-	179	-6%	179
	2023	14	26	11	16	20	21	24	15	11	32	18	15	190	▼	223
Probates/Wills & Trusts - Level 1	2024	1	6	-	2	1	-	1	-	-	-	-	-	11	450%	11
	2023	-	1	-	-	-	-	-	-	-	-	-	1	2	▲	3
Probates/Wills & Trusts - Level 2	2024	5	9	3	7	2	6	7	1	6	2	-	-	48	50%	48
	2023	3	-	4	3	4	4	2	3	3	6	5	6	32	▲	43
Uncontested Divorce	2024	33	37	27	30	23	19	46	21	9	21	-	-	266	52%	266
	2023	14	19	16	25	20	16	14	10	21	20	42	43	175	▲	260

This report reflects the case management system. Numbers will update as reports are refreshed and posted. The case types reported may not necessitate judicial involvement.

CPSS-CCMS-10.11 CASELOAD STATISTICS OF THE CIRCUIT COURTS

Brunswick

January 2023 -- October 2024 Dispositions


Alexandria and Fairfax Circuit are not Included in State Totals

Dashboard

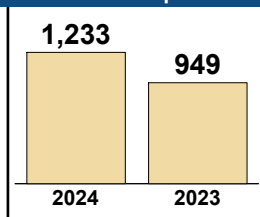
Court: Brunswick Circuit
Start/End Date: Jan-23 / Oct-24
2023 Average Month: 92
Jan-Oct 2023: 949
Dispositions Trending: ▲

Circuit/Court ID: 6 206025
Type of Case: Dispositions
2024 Average Month: 123
Jan-Oct 2024 : 1,233
Overall AVG. Month: 106

Monthly Dispositions Summary



Jan --- Oct Dispositions



Dispositions by Division

Divisions	Year	Jan	Feb	Mar	Apr	May	Jun	Jul	Aug	Sep	Oct	Nov	Dec	Thru Oct	% Change	Total
Total	2024	172	140	135	129	104	86	120	127	119	101	-	-	1,233	30%	1,233
	2023	98	140	79	109	56	134	58	127	56	92	51	103	949	▲	1,103
Civil	2024	24	14	7	4	2	7	7	4	2	3	-	-	74	118%	74
	2023	1	5	2	3	3	7	3	3	1	6	3	3	34	▲	40
Criminal	2024	65	70	80	73	68	47	76	80	90	75	-	-	724	43%	724
	2023	37	92	42	55	33	80	37	57	27	48	12	56	508	▲	576
Concealed Handgun Permits	2024	30	42	39	38	24	21	30	35	16	14	-	-	289	1%	289
	2023	51	33	22	31	11	34	12	53	22	17	26	30	286	▲	342
Miscellaneous/Other	2024	53	14	9	14	10	11	7	8	11	9	-	-	146	23%	146
	2023	9	10	13	20	9	13	6	14	6	19	10	14	119	▲	143
Others	2024	-	-	-	-	-	-	-	-	-	-	-	-	0	-100%	0
	2023	-	-	-	-	-	-	-	-	-	2	-	-	2	▼	2

Dispositions by Case Category

Case Categories	Year	Jan	Feb	Mar	Apr	May	Jun	Jul	Aug	Sep	Oct	Nov	Dec	Thru Oct	% Change	Total
Administrative Law	2024	2	-	-	-	-	-	-	-	-	-	-	-	2	2	2
	2023	-	-	-	-	-	-	-	-	-	-	-	-	0	↔	0
Contested Divorce	2024	3	-	-	-	-	1	1	-	-	1	-	-	6	-14%	6
	2023	1	-	1	2	-	1	1	-	1	-	-	-	7	▼	7
Domestic and Family - Level 1	2024	-	2	3	1	-	2	-	-	-	-	-	-	8	0%	8
	2023	-	-	1	-	-	2	-	-	-	5	-	-	8	↔	8
Domestic and Family - Level 2	2024	1	-	-	-	-	-	-	-	-	-	-	-	1	1	1
	2023	-	-	-	-	-	-	-	-	-	-	1	-	0	↔	1
Felonies and Related Matters	2024	36	25	62	40	45	14	58	39	42	50	-	-	411	54%	411
	2023	28	36	31	23	20	39	31	15	21	23	10	12	267	▲	289
General Civil - Level 1	2024	-	-	-	-	-	-	-	-	-	-	-	-	0	-100%	0
	2023	-	-	-	-	-	-	1	-	-	-	-	-	1	▼	1
General Civil - Level 2	2024	13	2	3	-	-	1	3	-	-	1	-	-	23	475%	23
	2023	-	2	-	-	-	1	1	-	-	-	-	2	4	▲	6
General Civil - Level 3	2024	5	1	1	2	-	2	1	2	-	-	-	-	14	100%	14
	2023	1	2	-	-	2	1	-	-	-	1	1	3	7	▲	11
Miscellaneous Civil	2024	73	49	43	48	27	28	34	39	23	19	-	-	383	9%	383
	2023	58	39	26	37	13	45	15	63	23	31	28	39	350	▲	417
Misdemeanor	2024	27	30	17	19	19	21	13	25	33	18	-	-	222	28%	222
	2023	8	42	11	22	11	29	6	27	6	12	2	9	174	▲	185
Other	2024	1	8	4	4	7	4	3	4	4	4	-	-	43	-20%	43
	2023	1	4	9	14	7	1	3	4	5	6	8	2	54	▼	64
Other Criminally Related Matters	2024	2	20	1	14	4	12	5	16	15	7	-	-	96	43%	96
	2023	1	14	-	10	2	12	-	15	-	13	-	35	67	▲	102
Probates/Wills & Trusts - Level 1	2024	-	-	-	-	-	-	-	1	-	-	-	-	1	1	1
	2023	-	-	-	-	-	-	-	-	-	-	-	-	0	↔	0
Probates/Wills & Trusts - Level 2	2024	2	-	-	-	-	-	1	-	-	-	-	-	3	3	3
	2023	-	-	-	-	-	-	-	-	-	-	-	-	0	↔	0
Protective Orders	2024	-	-	-	-	1	-	-	-	-	-	-	-	1	1	1
	2023	-	-	-	-	-	-	-	-	-	-	-	-	0	↔	0
Uncontested Divorce	2024	7	3	1	1	1	1	1	1	2	1	-	-	19	90%	19
	2023	-	1	-	1	1	3	-	3	-	1	1	1	10	▲	12

This report reflects the case management system. Numbers will update as reports are refreshed and posted. The case types reported may not necessitate judicial involvement.

Dashboard		Monthly Dispositions Summary		Jan --- Oct Dispositions					
<p>Court: Greenville Circuit Start/End Date: Jan-23 / Oct-24 2023 Average Month: 90 Jan-Oct 2023: 922 Dispositions Trending: ▲</p>	<p>Circuit/Court ID: 6 206081 Type of Case: Dispositions 2024 Average Month: 102 Jan-Oct 2024 : 1,016 Overall AVG. Month: 95</p>	<p>Jan 23 - Oct 24</p>		<table border="1" style="margin: auto;"> <tr> <td style="text-align: center; width: 50px;">1,016</td> <td style="text-align: center; width: 50px;">922</td> </tr> <tr> <td style="text-align: center;">2024</td> <td style="text-align: center;">2023</td> </tr> </table>		1,016	922	2024	2023
1,016	922								
2024	2023								

Dispositions by Division																
Divisions		Jan	Feb	Mar	Apr	May	Jun	Jul	Aug	Sep	Oct	Nov	Dec	Thru Oct	% Change	Total
Total	2024	114	152	114	121	80	86	49	90	81	129	-	-	1,016	10%	1,016
	2023	63	123	133	105	88	55	95	69	98	93	68	85	922	▲	1,075
Civil	2024	9	5	6	12	7	6	4	11	23	9	-	-	92	19%	92
	2023	4	2	8	11	9	5	12	15	4	7	9	3	77	▲	89
Criminal	2024	77	123	69	75	50	50	38	53	41	66	-	-	642	19%	642
	2023	28	103	67	67	46	26	61	28	62	53	44	77	541	▲	662
Concealed Handgun Permits	2024	24	16	30	29	14	22	7	17	9	50	-	-	218	-10%	218
	2023	27	15	52	20	26	19	11	12	29	30	12	-	241	▼	253
Miscellaneous/ Other	2024	4	8	9	5	9	8	-	9	8	4	-	-	64	5%	64
	2023	4	2	6	7	7	4	11	14	3	3	3	5	61	▲	69
Others	2024	-	-	-	-	-	-	-	-	-	-	-	-	0	-100%	0
	2023	-	1	-	-	-	1	-	-	-	-	-	-	2	▼	2

Dispositions by Case Category																
Case Categories		Jan	Feb	Mar	Apr	May	Jun	Jul	Aug	Sep	Oct	Nov	Dec	Thru Oct	% Change	Total
Administrative Law	2024	-	-	-	-	-	-	-	-	-	-	-	-	0	-100%	0
	2023	-	-	-	1	-	-	-	-	-	-	-	-	1	▼	1
Capital Murder	2024	-	-	-	-	-	-	-	-	-	-	-	-	0	-100%	0
	2023	-	-	-	-	1	-	-	-	-	-	1	-	2	▼	2
Contested Divorce	2024	-	-	1	-	-	2	-	1	2	-	-	-	6	-40%	6
	2023	2	1	1	-	-	1	2	-	-	3	1	-	10	▼	11
Domestic and Family - Level 1	2024	2	-	1	2	-	-	-	1	1	2	-	-	9	80%	9
	2023	-	-	-	-	2	2	-	1	-	-	-	-	5	▲	5
Domestic and Family - Level 2	2024	-	2	-	1	-	-	-	1	1	1	-	-	6	-40%	6
	2023	1	-	2	-	-	1	3	2	-	1	-	1	10	▼	11
Felonies and Related Matters	2024	42	63	44	56	26	28	21	28	20	38	-	-	366	3%	366
	2023	22	73	42	52	25	15	38	15	43	32	27	61	357	▲	445
General Civil - Level 1	2024	-	-	1	-	-	-	-	-	2	-	-	-	3	3	3
	2023	-	-	-	-	-	-	-	-	-	2	-	-	0	↔	0
General Civil - Level 2	2024	3	1	-	3	2	-	1	3	10	1	-	-	24	20%	24
	2023	1	1	1	5	4	-	2	2	2	2	4	2	20	▲	26
General Civil - Level 3	2024	2	2	2	3	3	3	2	4	6	2	-	-	29	123%	29
	2023	1	-	2	1	3	-	5	-	1	-	-	-	13	▲	13
Miscellaneous Civil	2024	27	23	39	34	21	30	7	26	11	55	-	-	273	-10%	273
	2023	29	17	56	28	32	23	18	35	32	33	16	4	303	▼	323
Misdemeanor	2024	31	48	22	14	20	15	13	18	12	15	-	-	208	81%	208
	2023	6	19	17	10	10	4	13	13	15	8	13	15	115	▲	143
Other	2024	-	-	-	-	-	-	-	-	-	-	-	-	0	-100%	0
	2023	-	1	-	-	-	1	-	-	-	-	-	1	2	▼	3
Other Criminally Related Matters	2024	6	12	3	6	4	7	4	7	10	13	-	-	72	7%	72
	2023	-	11	8	5	10	7	10	-	4	12	4	2	67	▲	73
Probates/Wills & Trusts - Level 2	2024	-	-	-	-	1	-	-	-	-	-	-	-	1	-67%	1
	2023	-	-	-	3	-	-	-	-	-	-	-	-	3	▼	3
Uncontested Divorce	2024	1	1	1	2	3	1	1	1	6	2	-	-	19	36%	19
	2023	1	-	4	-	1	1	4	1	1	1	2	-	14	▲	16

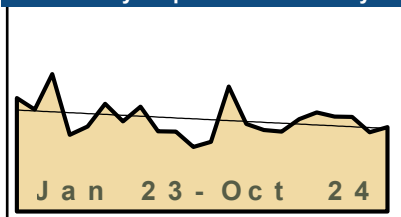
This report reflects the case management system. Numbers will update as reports are refreshed and posted. The case types reported may not necessitate judicial involvement.

Dashboard

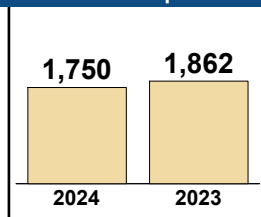
Court: Prince George Circuit
Start/End Date: Jan-23 / Oct-24
2023 Average Month: 177
Jan-Oct 2023: 1,862
Dispositions Trending: ▼

Circuit/Court ID: 6 206149
Type of Case: Dispositions
2024 Average Month: 175
Jan-Oct 2024 : 1,750
Overall AVG. Month: 176

Monthly Dispositions Summary



Jan --- Oct Dispositions



Dispositions by Division

Divisions		Jan	Feb	Mar	Apr	May	Jun	Jul	Aug	Sep	Oct	Nov	Dec	Thru Oct	% Change	Total
Total	2024	238	167	155	152	176	189	181	180	151	161	-	-	1,750	-6%	1,750
	2023	216	194	262	146	162	205	172	200	153	152	123	133	1,862	▼	2,118
Civil	2024	15	23	10	23	26	26	15	24	22	24	-	-	208	22%	208
	2023	16	7	15	18	38	11	15	24	10	17	13	14	171	▲	198
Criminal	2024	108	84	58	64	77	103	86	122	59	69	-	-	830	3%	830
	2023	106	87	100	64	58	100	69	99	76	46	53	77	805	▲	935
Concealed Handgun Permits	2024	108	50	74	58	56	53	64	32	59	61	-	-	615	-22%	615
	2023	93	93	128	55	59	84	76	69	57	70	53	38	784	▼	875
Miscellaneous/ Other	2024	7	10	13	7	17	7	16	2	11	7	-	-	97	-5%	97
	2023	1	7	19	9	7	10	12	8	10	19	4	4	102	▼	110

Dispositions by Case Category

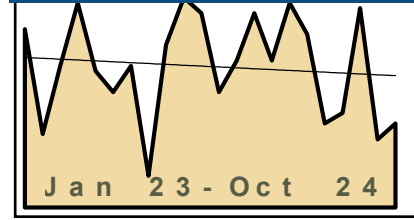
Case Categories		Jan	Feb	Mar	Apr	May	Jun	Jul	Aug	Sep	Oct	Nov	Dec	Thru Oct	% Change	Total
Contested Divorce	2024	1	3	-	4	4	2	4	2	5	2	-	-	27	13%	27
	2023	2	-	2	4	7	1	-	3	4	1	5	2	24	▲	31
Domestic and Family - Level 1	2024	2	6	1	8	1	8	1	5	3	5	-	-	40	111%	40
	2023	1	1	1	2	4	-	2	4	3	1	-	1	19	▲	20
Domestic and Family - Level 2	2024	-	-	-	-	-	1	-	3	-	-	-	-	4	-43%	4
	2023	2	-	1	-	1	1	-	1	-	1	-	2	7	▼	9
Felonies and Related Matters	2024	66	53	36	38	44	53	63	73	35	45	-	-	506	10%	506
	2023	61	57	55	32	32	59	40	58	37	27	30	43	458	▲	531
General Civil - Level 1	2024	-	-	1	-	-	-	-	-	-	1	-	-	2	0%	2
	2023	-	-	-	-	-	-	-	1	-	1	-	2	2	↔	4
General Civil - Level 2	2024	3	4	3	4	4	5	2	4	4	5	-	-	38	36%	38
	2023	3	3	1	-	6	2	1	6	1	5	2	2	28	▲	32
General Civil - Level 3	2024	3	5	3	1	6	2	-	1	-	5	-	-	26	-7%	26
	2023	1	1	2	4	8	5	1	5	1	-	1	2	28	▼	31
Miscellaneous Civil	2024	115	58	86	64	73	59	78	34	69	66	-	-	702	-20%	702
	2023	94	100	143	64	65	93	88	77	67	89	56	42	880	▼	978
Misdemeanor	2024	38	26	18	24	31	44	20	46	18	20	-	-	285	-8%	285
	2023	41	25	43	26	25	40	26	36	34	15	22	30	311	▼	363
Other	2024	-	-	-	-	-	-	-	-	1	-	-	-	1	-67%	1
	2023	-	1	-	-	1	-	-	1	-	-	-	-	3	▼	3
Other Criminally Related Matters	2024	5	5	5	2	2	6	3	3	8	4	-	-	43	16%	43
	2023	4	5	2	6	1	1	4	5	5	4	1	4	37	▲	42
Probates/Wills & Trusts - Level 1	2024	-	-	-	-	-	-	-	-	-	-	-	-	0	0	0
	2023	-	-	-	-	-	-	-	-	-	-	1	-	0	↔	1
Probates/Wills & Trusts - Level 2	2024	-	-	1	1	2	3	1	1	1	1	-	-	11	10%	11
	2023	1	1	1	-	4	-	1	1	-	1	-	-	10	▲	10
Protective Orders	2024	-	2	1	-	-	1	1	-	-	-	-	-	5	5	5
	2023	-	-	-	-	-	-	-	-	-	-	-	-	0	↔	0
Uncontested Divorce	2024	5	5	-	6	9	5	8	8	7	7	-	-	60	9%	60
	2023	6	-	11	8	8	3	9	2	1	7	5	3	55	▲	63

Dashboard

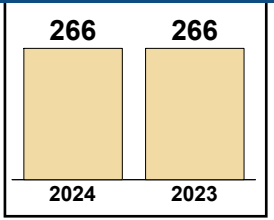
Court: Surry Circuit
Start/End Date: Jan-23 / Oct-24
2023 Average Month: 27
Jan-Oct 2023: 266
Dispositions Trending: ↔

Circuit/Court ID: 6 206181
Type of Case: Dispositions
2024 Average Month: 27
Jan-Oct 2024 : 266
Overall AVG. Month: 27

Monthly Dispositions Summary



Jan --- Oct Dispositions



Dispositions by Division

Divisions		Jan	Feb	Mar	Apr	May	Jun	Jul	Aug	Sep	Oct	Nov	Dec	Thru Oct	% Change	Total
Total	2024	28	37	28	39	33	16	18	38	13	16	-	-	266	0%	266
	2023	34	14	27	39	26	22	27	6	31	40	37	22	266	↔	325
Civil	2024	-	2	2	1	2	1	1	-	-	-	-	-	9	-76%	9
	2023	3	-	2	4	2	1	2	1	7	15	6	4	37	▼	47
Criminal	2024	15	8	3	31	2	9	3	4	1	-	-	-	76	90%	76
	2023	3	-	3	-	1	10	-	2	7	14	3	5	40	▲	48
Concealed Handgun Permits	2024	13	24	22	4	23	5	14	34	11	15	-	-	165	8%	165
	2023	21	14	16	33	22	8	19	2	16	2	19	6	153	▲	178
Miscellaneous/ Other	2024	-	3	1	3	6	1	-	-	1	1	-	-	16	-56%	16
	2023	7	-	6	2	1	3	6	1	1	9	9	7	36	▼	52

Dispositions by Case Category


Case Categories		Jan	Feb	Mar	Apr	May	Jun	Jul	Aug	Sep	Oct	Nov	Dec	Thru Oct	% Change	Total
Administrative Law	2024	-	-	-	-	-	-	-	-	-	-	-	2	0	0	0
	2023	-	-	-	-	-	-	-	-	-	-	-	-	0	↔	2
Contested Divorce	2024	-	-	1	1	-	-	-	-	-	-	-	-	2	-75%	2
	2023	-	-	-	1	-	-	1	1	-	5	2	-	8	▼	10
Domestic and Family - Level 1	2024	-	-	-	-	-	-	-	-	-	-	-	-	0	-100%	0
	2023	-	-	-	1	1	-	-	-	3	-	-	-	5	▼	5
Domestic and Family - Level 2	2024	-	-	-	-	-	-	-	-	-	-	-	-	0	-100%	0
	2023	-	-	-	-	-	-	-	-	-	1	-	-	1	▼	1
Felonies and Related Matters	2024	8	3	3	30	1	4	2	4	-	-	-	-	55	150%	55
	2023	-	-	2	-	1	8	-	1	4	6	2	3	22	▲	27
General Civil - Level 2	2024	-	-	2	-	1	-	-	-	-	-	-	-	3	-67%	3
	2023	1	-	1	-	-	-	-	-	-	1	6	1	9	▼	10
General Civil - Level 3	2024	-	1	-	2	1	1	-	-	-	-	-	-	5	-44%	5
	2023	1	-	-	1	1	-	-	-	-	6	1	1	9	▼	11
Miscellaneous Civil	2024	13	27	22	5	28	5	14	34	12	16	-	-	176	-4%	176
	2023	27	14	22	35	23	10	25	3	17	7	27	13	183	▼	223
Misdemeanor	2024	7	4	-	1	-	5	-	-	1	-	-	-	18	13%	18
	2023	3	-	1	-	-	1	-	1	3	7	1	3	16	▲	20
Other	2024	-	-	-	-	-	-	-	-	-	-	-	-	0	-100%	0
	2023	-	-	-	-	-	1	-	-	-	-	-	-	1	▼	1
Other Criminally Related Matters	2024	-	1	-	-	1	-	1	-	-	-	-	-	3	50%	3
	2023	-	-	-	-	-	1	-	-	-	1	-	-	2	▲	2
Probates/Wills & Trusts - Level 2	2024	-	-	-	-	-	-	1	-	-	-	-	-	1	-50%	1
	2023	1	-	1	-	-	-	-	-	-	-	-	-	2	▼	2
Protective Orders	2024	-	-	-	-	-	-	-	-	-	-	-	-	0	-100%	0
	2023	-	-	-	-	-	1	-	-	-	-	1	-	1	▼	2
Uncontested Divorce	2024	-	1	-	-	1	1	-	-	-	-	-	-	3	-57%	3
	2023	1	-	-	1	-	-	1	-	3	1	1	1	7	▼	9

Dashboard

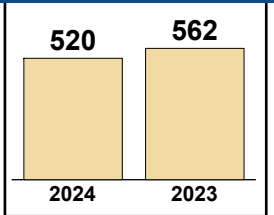
Court: Sussex Circuit
Start/End Date: Jan-23 / Oct-24
2023 Average Month: 55
Jan-Oct 2023: 562
Dispositions Trending: ▼

Circuit/Court ID: 6 206183
Type of Case: Dispositions
2024 Average Month: 52
Jan-Oct 2024 : 520
Overall AVG. Month: 54

Monthly Dispositions Summary



Jan --- Oct Dispositions



Dispositions by Division

Divisions		Jan	Feb	Mar	Apr	May	Jun	Jul	Aug	Sep	Oct	Nov	Dec	Thru Oct	% Change	Total
Total	2024	63	35	68	48	41	54	36	56	74	45	-	-	520	-7%	520
	2023	83	49	71	46	45	45	48	58	58	59	45	54	562	▼	661
Civil	2024	2	5	4	4	1	6	8	2	1	1	-	-	34	-11%	34
	2023	2	6	6	8	2	5	3	2	4	-	2	5	38	▼	45
Criminal	2024	38	15	38	24	16	36	10	37	44	24	-	-	282	-8%	282
	2023	53	16	38	18	16	19	41	27	36	42	17	26	306	▼	349
Concealed Handgun Permits	2024	19	12	20	17	13	12	14	11	20	15	-	-	153	-11%	153
	2023	24	17	23	17	20	17	4	21	15	14	23	20	172	▼	215
Miscellaneous/ Other	2024	4	3	6	3	11	-	4	6	9	5	-	-	51	11%	51
	2023	4	10	4	3	7	4	-	8	3	3	3	3	46	▲	52

Dispositions by Case Category

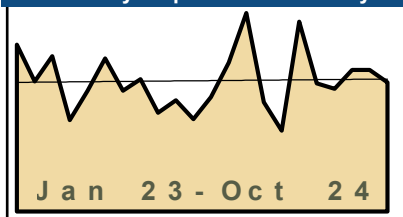
Case Categories		Jan	Feb	Mar	Apr	May	Jun	Jul	Aug	Sep	Oct	Nov	Dec	Thru Oct	% Change	Total
Contested Divorce	2024	-	-	-	1	-	2	2	-	-	-	-	-	5	25%	5
	2023	-	-	1	1	-	-	2	-	-	-	-	1	4	▲	5
Domestic and Family - Level 1	2024	-	-	-	-	-	2	-	-	-	-	-	-	2	0%	2
	2023	1	-	-	1	-	-	-	-	-	-	-	3	2	↔	5
Domestic and Family - Level 2	2024	-	-	-	-	-	-	-	-	-	-	-	-	0	-100%	0
	2023	-	-	-	-	-	1	-	-	-	-	-	-	1	▼	1
Felonies and Related Matters	2024	27	11	33	7	8	26	8	26	31	14	-	-	191	-6%	191
	2023	38	7	23	15	11	10	34	10	24	31	7	21	203	▼	231
General Civil - Level 1	2024	-	-	-	-	-	1	-	-	-	-	-	-	1	1	1
	2023	-	-	-	-	-	-	-	-	-	-	-	-	0	↔	0
General Civil - Level 2	2024	2	1	1	2	-	-	2	-	1	2	-	-	11	-39%	11
	2023	-	4	1	3	1	3	1	3	2	-	1	-	18	▼	19
General Civil - Level 3	2024	-	2	2	1	2	-	3	-	-	1	-	-	11	-35%	11
	2023	-	2	5	4	2	1	-	1	2	-	2	-	17	▼	19
Miscellaneous Civil	2024	22	13	25	19	22	12	17	17	29	18	-	-	194	-6%	194
	2023	28	25	25	19	26	20	4	26	18	16	24	23	207	▼	254
Misdemeanor	2024	9	1	5	5	3	2	1	8	7	7	-	-	48	-38%	48
	2023	12	8	11	1	2	6	5	15	8	9	6	6	77	▼	89
Other Criminally Related Matters	2024	2	3	-	12	5	8	1	3	6	3	-	-	43	65%	43
	2023	3	1	4	2	3	3	2	2	4	2	4	-	26	▲	30
Probates/Wills & Trusts - Level 2	2024	-	2	-	-	-	-	-	-	-	-	-	-	2	2	2
	2023	-	-	-	-	-	-	-	-	-	-	-	-	0	↔	0
Uncontested Divorce	2024	1	2	2	1	1	1	2	2	-	-	-	-	12	71%	12
	2023	1	2	1	-	-	1	-	1	-	1	1	-	7	▲	8

Dashboard

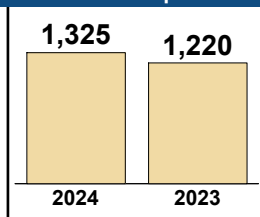
Court: Hopewell Circuit
Start/End Date: Jan-23 / Oct-24
2023 Average Month: 118
Jan-Oct 2023: 1,220
Dispositions Trending: ▲

Circuit/Court ID: 6 206670
Type of Case: Dispositions
2024 Average Month: 133
Jan-Oct 2024 : 1,325
Overall AVG. Month: 125

Monthly Dispositions Summary



Jan --- Oct Dispositions



Dispositions by Division

Divisions		Jan	Feb	Mar	Apr	May	Jun	Jul	Aug	Sep	Oct	Nov	Dec	Thru Oct	% Change	Total
Total	2024	142	189	104	77	181	122	117	135	135	123	-	-	1,325	9%	1,325
	2023	159	124	148	87	115	146	115	126	94	106	88	109	1,220	▲	1,417
Civil	2024	20	15	9	13	18	16	14	15	12	10	-	-	142	-1%	142
	2023	26	9	9	12	11	5	13	17	16	25	10	14	143	▼	167
Criminal	2024	82	117	45	50	105	76	79	78	74	79	-	-	785	16%	785
	2023	100	62	58	43	48	108	74	69	48	64	42	71	674	▲	787
Concealed Handgun Permits	2024	34	44	42	7	47	22	13	22	28	27	-	-	286	-2%	286
	2023	23	47	51	18	53	22	19	24	22	13	29	17	292	▼	338
Miscellaneous/ Other	2024	6	12	8	6	11	8	10	20	21	7	-	-	109	-1%	109
	2023	9	6	30	14	3	11	9	16	8	4	7	7	110	▼	124
Others	2024	-	1	-	1	-	-	-	1	-	-	-	-	3	200%	3
	2023	1	-	-	-	-	-	-	-	-	-	-	-	1	▲	1

Dispositions by Case Category

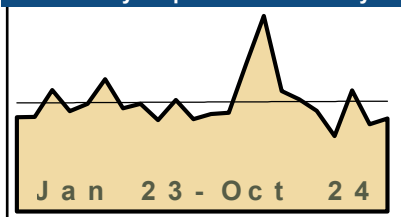
Case Categories		Jan	Feb	Mar	Apr	May	Jun	Jul	Aug	Sep	Oct	Nov	Dec	Thru Oct	% Change	Total
Capital Murder	2024	-	-	-	-	-	1	-	-	-	1	-	-	2	2	2
	2023	-	-	-	-	-	-	-	-	-	-	-	-	0	↔	0
Contested Divorce	2024	3	1	-	4	1	1	3	1	2	2	-	-	18	13%	18
	2023	-	3	2	1	2	1	1	1	3	2	2	-	16	▲	18
Domestic and Family - Level 1	2024	4	2	1	1	5	7	2	-	1	1	-	-	24	-37%	24
	2023	16	-	1	-	-	1	1	6	2	11	-	3	38	▼	41
Domestic and Family - Level 2	2024	3	-	1	2	1	1	-	1	-	1	-	-	10	-17%	10
	2023	2	1	1	2	2	1	-	1	-	2	1	-	12	▼	13
Felonies and Related Matters	2024	59	77	31	34	48	52	57	48	39	48	-	-	493	11%	493
	2023	76	44	43	32	35	61	49	46	29	29	26	48	444	▲	518
General Civil - Level 1	2024	-	-	-	-	-	-	-	1	1	1	-	-	3	200%	3
	2023	-	-	-	-	-	-	-	-	1	-	-	1	1	▲	2
General Civil - Level 2	2024	3	3	3	2	2	-	-	2	3	2	-	-	20	33%	20
	2023	-	1	-	4	-	1	2	3	3	1	1	2	15	▲	18
General Civil - Level 3	2024	4	6	2	1	5	1	3	5	4	2	-	-	33	38%	33
	2023	4	2	1	3	3	-	4	-	3	4	3	-	24	▲	27
Miscellaneous Civil	2024	40	56	50	13	58	30	23	42	48	34	-	-	394	1%	394
	2023	31	53	78	29	56	32	28	40	29	16	35	24	392	▲	451
Misdemeanor	2024	23	36	9	16	54	22	15	29	31	24	-	-	259	24%	259
	2023	23	18	14	7	10	46	21	23	16	31	13	20	209	▲	242
Other	2024	-	2	-	3	1	-	1	-	-	-	-	-	7	75%	7
	2023	2	-	1	-	-	-	-	-	-	1	-	-	4	▲	4
Other Criminally Related Matters	2024	-	4	5	-	3	1	7	1	4	6	-	-	31	48%	31
	2023	1	-	1	4	3	1	4	-	3	4	3	3	21	▲	27
Probates/Wills & Trusts - Level 2	2024	1	-	-	-	-	-	2	1	1	-	-	-	5	25%	5
	2023	-	-	1	1	-	-	1	1	-	-	-	-	4	▲	4
Protective Orders	2024	-	-	-	-	-	-	-	2	-	1	-	-	3	-57%	3
	2023	-	1	-	1	-	1	2	1	-	1	1	1	7	▼	9
Uncontested Divorce	2024	2	2	2	1	3	6	4	2	1	-	-	-	23	-30%	23
	2023	4	1	5	3	4	1	2	4	5	4	3	7	33	▼	43

Dashboard

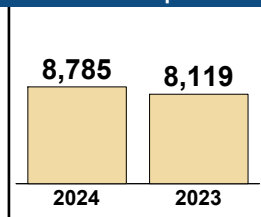
Court: Newport News Circuit
Start/End Date: Jan-23 / Oct-24
2023 Average Month: 797
Jan-Oct 2023: 8,119
Dispositions Trending: ▲

Circuit/Court ID: 7 207700
Type of Case: Dispositions
2024 Average Month: 879
Jan-Oct 2024 : 8,785
Overall AVG. Month: 834

Monthly Dispositions Summary



Jan --- Oct Dispositions



Dispositions by Division

Divisions		Jan	Feb	Mar	Apr	May	Jun	Jul	Aug	Sep	Oct	Nov	Dec	Thru Oct	% Change	Total
Total	2024	753	1,128	1,492	919	855	767	574	924	665	708	-	-	8,785	8%	8,785
	2023	718	722	926	765	822	1,009	788	822	697	850	705	744	8,119	▲	9,568
Civil	2024	95	485	540	226	120	38	67	91	58	51	-	-	1,771	40%	1,771
	2023	88	136	128	103	135	168	153	168	79	110	120	83	1,268	▲	1,471
Criminal	2024	322	313	405	335	328	417	265	454	381	364	-	-	3,584	4%	3,584
	2023	302	325	369	327	304	455	274	362	348	386	265	340	3,452	▲	4,057
Concealed Handgun Permits	2024	161	166	253	185	278	228	108	195	164	170	-	-	1,908	-3%	1,908
	2023	210	171	269	226	233	239	219	109	121	172	196	149	1,969	▼	2,314
Miscellaneous/ Other	2024	173	163	294	172	129	84	134	184	62	123	-	-	1,518	7%	1,518
	2023	117	89	160	108	150	147	142	181	148	182	123	172	1,424	▲	1,719
Others	2024	2	1	-	1	-	-	-	-	-	-	-	-	4	-33%	4
	2023	1	1	-	1	-	-	-	2	1	-	1	-	6	▼	7

Dispositions by Case Category

Case Categories		Jan	Feb	Mar	Apr	May	Jun	Jul	Aug	Sep	Oct	Nov	Dec	Thru Oct	% Change	Total
Administrative Law	2024	-	-	-	-	1	-	-	-	-	1	-	-	2	-60%	2
	2023	-	-	-	-	1	3	-	-	-	1	-	-	5	▼	5
Capital Murder	2024	-	-	-	-	-	-	-	-	-	-	-	-	0	-100%	0
	2023	-	-	-	-	-	1	-	-	-	-	-	-	1	▼	1
Contested Divorce	2024	10	13	10	11	5	5	3	6	5	12	-	-	80	-47%	80
	2023	6	15	18	15	17	14	15	24	12	14	22	14	150	▼	186
Domestic and Family - Level 1	2024	6	9	7	10	6	-	6	14	2	4	-	-	64	-52%	64
	2023	6	11	26	5	12	22	11	16	5	18	22	7	132	▼	161
Domestic and Family - Level 2	2024	2	6	-	1	1	3	2	8	5	3	-	-	31	-38%	31
	2023	4	8	2	2	5	8	6	8	3	4	4	7	50	▼	61
Felonies and Related Matters	2024	171	155	236	167	131	208	121	257	170	174	-	-	1,790	-1%	1,790
	2023	158	167	218	187	145	248	141	189	147	207	125	166	1,807	▼	2,098
General Civil	2024	-	3	1	3	3	-	-	-	-	-	-	-	10	10	10
	2023	-	-	-	-	-	-	-	-	-	-	-	-	0	↔	0
General Civil - Level 1	2024	7	377	470	150	70	-	4	8	6	6	-	-	1,098	570%	1,098
	2023	13	25	9	14	15	11	48	23	-	6	5	6	164	▲	175
General Civil - Level 2	2024	27	25	30	21	11	5	22	24	11	4	-	-	180	-21%	180
	2023	15	23	24	13	23	63	14	19	19	14	22	19	227	▼	268
General Civil - Level 3	2024	4	21	6	12	8	10	14	15	4	2	-	-	96	-26%	96
	2023	17	10	13	15	15	17	15	12	5	11	10	7	130	▼	147
Miscellaneous Civil	2024	277	247	440	308	381	264	176	318	216	279	-	-	2,906	6%	2,906
	2023	262	225	332	295	310	303	301	221	203	284	297	297	2,736	▲	3,330
Misdemeanor	2024	77	79	117	94	60	112	67	114	104	78	-	-	902	8%	902
	2023	77	88	101	72	74	96	56	84	83	102	63	80	833	▲	976
Other	2024	55	77	101	43	21	48	65	59	10	13	-	-	492	-20%	492
	2023	61	34	92	35	70	61	59	68	63	69	22	23	612	▼	657
Other Criminally Related Matters	2024	75	83	52	75	137	97	77	86	112	115	-	-	909	5%	909
	2023	79	86	52	77	87	110	80	90	124	80	83	94	865	▲	1,042
Probates/Wills & Trusts - Level 1	2024	-	-	-	-	-	-	-	-	-	-	-	-	0	-100%	0
	2023	-	1	-	-	-	-	-	-	-	-	-	-	1	▼	1
Probates/Wills & Trusts - Level 2	2024	3	1	1	2	5	1	2	-	2	1	-	-	18	-42%	18
	2023	-	1	3	4	4	8	6	3	2	-	1	-	31	▼	32
Uncontested Divorce	2024	39	32	21	22	15	14	15	15	18	16	-	-	207	-45%	207
	2023	20	28	36	31	44	44	36	65	31	40	29	24	375	▼	428

This report reflects the case management system. Numbers will update as reports are refreshed and posted. The case types reported may not necessitate judicial involvement.

Dashboard		Monthly Dispositions Summary		Jan --- Oct Dispositions	
<p>Court: Hampton Circuit Start/End Date: Jan-23 / Oct-24 2023 Average Month: 638 Jan-Oct 2023: 6,518 Dispositions Trending: ▲</p>	<p>Circuit/Court ID: 8 208650 Type of Case: Dispositions 2024 Average Month: 817 Jan-Oct 2024 : 8,166 Overall AVG. Month: 719</p>	<p>Jan 23 - Oct 24</p>		<p>8,166 (2024) vs 6,518 (2023)</p>	

Dispositions by Division																
Divisions		Jan	Feb	Mar	Apr	May	Jun	Jul	Aug	Sep	Oct	Nov	Dec	Thru Oct	% Change	Total
Total	2024	671	777	944	935	807	725	807	803	856	841	-	-	8,166	25%	8,166
	2023	627	498	784	681	620	708	635	750	577	638	626	515	6,518	▲	7,659
Civil	2024	158	109	329	148	128	135	165	139	234	222	-	-	1,767	107%	1,767
	2023	80	64	67	102	75	100	116	81	88	82	90	54	855	▲	999
Criminal	2024	287	404	356	300	348	442	394	455	371	329	-	-	3,686	16%	3,686
	2023	295	224	406	257	274	376	319	382	293	344	266	325	3,170	▲	3,761
Concealed Handgun Permits	2024	161	161	142	316	227	99	191	117	180	159	-	-	1,753	-6%	1,753
	2023	216	154	244	269	210	152	119	212	139	153	224	84	1,868	▼	2,176
Miscellaneous/ Other	2024	65	103	117	171	104	49	56	92	71	131	-	-	959	54%	959
	2023	36	56	66	53	61	80	81	74	57	58	44	51	622	▲	717
Others	2024	-	-	-	-	-	-	1	-	-	-	-	-	1	-67%	1
	2023	-	-	1	-	-	-	-	1	-	-	1	2	3	▼	6

Dispositions by Case Category																
Case Categories		Jan	Feb	Mar	Apr	May	Jun	Jul	Aug	Sep	Oct	Nov	Dec	Thru Oct	% Change	Total
Administrative Law	2024	-	1	1	3	1	1	-	1	4	3	-	-	15	400%	15
	2023	-	-	-	1	-	2	-	-	-	-	-	-	-	3	▲
Capital Murder	2024	-	-	1	2	-	-	-	2	2	2	-	-	9	800%	9
	2023	-	-	-	-	-	-	-	-	-	1	-	-	1	▲	1
Contested Divorce	2024	23	12	20	11	19	15	15	16	17	18	-	-	166	63%	166
	2023	11	8	5	13	12	13	19	3	7	11	13	3	102	▲	118
Domestic and Family - Level 1	2024	15	10	31	9	17	16	51	13	47	10	-	-	219	111%	219
	2023	19	5	5	12	14	10	9	11	11	8	12	10	104	▲	126
Domestic and Family - Level 2	2024	3	3	189	8	3	4	2	8	14	6	-	-	240	900%	240
	2023	2	1	3	5	-	-	5	4	4	-	1	2	24	▲	27
Felonies and Related Matters	2024	117	194	182	140	159	178	207	213	170	183	-	-	1,743	12%	1,743
	2023	170	123	215	151	130	144	148	187	153	129	103	139	1,550	▲	1,792
General Civil	2024	-	-	-	4	13	-	-	-	-	-	-	-	17	1,600%	17
	2023	-	-	-	-	1	-	-	-	-	-	-	-	1	▲	1
General Civil - Level 1	2024	2	-	1	6	1	1	2	-	4	3	-	-	20	400%	20
	2023	-	-	-	1	-	1	-	-	1	1	2	1	4	▲	7
General Civil - Level 2	2024	24	24	36	54	42	28	37	35	32	65	-	-	377	169%	377
	2023	19	14	13	17	19	13	17	12	10	6	20	10	140	▲	170
General Civil - Level 3	2024	14	22	16	47	19	11	19	24	33	49	-	-	254	72%	254
	2023	10	10	15	19	10	30	6	9	21	18	15	4	148	▲	167
Miscellaneous Civil	2024	195	223	213	424	288	142	238	195	231	244	-	-	2,393	7%	2,393
	2023	248	180	267	298	243	200	169	256	179	190	253	117	2,230	▲	2,600
Misdemeanor	2024	75	134	117	62	94	178	94	138	111	76	-	-	1,079	28%	1,079
	2023	77	65	121	74	73	104	71	97	76	83	79	109	841	▲	1,029
Other	2024	29	32	31	11	15	10	11	8	6	12	-	-	165	-35%	165
	2023	3	29	39	23	25	31	30	31	18	25	19	20	254	▼	293
Other Criminally Related Matters	2024	113	84	65	99	95	112	102	116	135	117	-	-	1,038	17%	1,038
	2023	54	43	88	41	72	140	101	128	78	139	86	78	884	▲	1,048
Probates/Wills & Trusts - Level 1	2024	-	1	-	1	1	-	-	-	-	1	-	-	4	100%	4
	2023	-	-	-	1	-	-	1	-	-	-	-	-	2	▲	2
Probates/Wills & Trusts - Level 2	2024	6	1	4	7	2	5	4	6	5	8	-	-	48	92%	48
	2023	4	3	1	3	1	3	3	2	2	3	1	4	25	▲	30
Protective Orders	2024	-	-	-	-	-	-	-	-	4	-	-	-	4	4	4
	2023	-	-	-	-	-	-	-	-	-	-	-	-	0	↔	0
Uncontested Divorce	2024	55	36	37	47	38	24	25	28	41	44	-	-	375	83%	375
	2023	10	17	12	22	20	17	56	10	17	24	22	18	205	▲	245

Dashboard		Monthly Dispositions Summary		Jan --- Oct Dispositions	
<p>Court: Charles City Circuit Start/End Date: Jan-23 / Oct-24 2023 Average Month: 34 Jan-Oct 2023: 331 Dispositions Trending: ▼</p>	<p>Circuit/Court ID: 9 209036 Type of Case: Dispositions 2024 Average Month: 26 Jan-Oct 2024 : 262 Overall AVG. Month: 30</p>				

Dispositions by Division																
Divisions		Jan	Feb	Mar	Apr	May	Jun	Jul	Aug	Sep	Oct	Nov	Dec	Thru Oct	% Change	Total
Total	2024	35	32	40	24	15	16	32	28	17	23	-	-	262	-21%	262
	2023	44	40	41	33	23	28	78	14	15	15	38	37	331	▼	406
Civil	2024	1	8	1	3	1	-	3	7	4	2	-	-	30	-41%	30
	2023	3	4	-	1	-	8	26	2	5	2	7	2	51	▼	60
Criminal	2024	8	1	11	3	2	4	17	7	3	1	-	-	57	10%	57
	2023	11	4	8	6	8	3	6	1	2	3	16	7	52	▲	75
Concealed Handgun Permits	2024	19	17	19	16	10	11	9	8	4	13	-	-	126	-17%	126
	2023	17	28	24	25	11	12	12	9	5	8	13	13	151	▼	177
Miscellaneous/ Other	2024	7	6	9	2	2	1	3	6	6	7	-	-	49	-36%	49
	2023	13	4	9	1	4	5	34	2	3	2	2	15	77	▼	94


Dispositions by Case Category																
Case Categories		Jan	Feb	Mar	Apr	May	Jun	Jul	Aug	Sep	Oct	Nov	Dec	Thru Oct	% Change	Total
Administrative Law	2024	-	1	-	-	-	-	-	-	-	-	-	-	1	1	1
	2023	-	-	-	-	-	-	-	-	-	-	-	-	-	0	↔
Capital Murder	2024	-	-	1	-	-	-	-	-	-	-	-	-	1	1	1
	2023	-	-	-	-	-	-	-	-	-	-	-	-	-	0	↔
Contested Divorce	2024	-	-	-	1	-	-	-	-	1	-	-	-	2	-60%	2
	2023	-	1	-	-	-	1	3	-	-	-	1	-	5	▼	6
Domestic and Family - Level 1	2024	-	-	-	-	-	-	-	1	-	-	-	-	1	-88%	1
	2023	-	-	-	-	-	-	6	-	1	1	-	-	8	▼	8
Domestic and Family - Level 2	2024	1	-	1	-	-	-	1	-	-	-	-	-	3	50%	3
	2023	-	1	-	-	-	-	-	1	-	-	-	1	2	▲	3
Felonies and Related Matters	2024	6	1	6	2	2	2	-	2	2	1	-	-	24	-37%	24
	2023	8	3	6	4	7	2	4	1	2	1	12	5	38	▼	55
General Civil - Level 1	2024	-	-	-	1	-	-	-	-	-	1	-	-	2	2	2
	2023	-	-	-	-	-	-	-	-	-	-	-	1	0	↔	1
General Civil - Level 2	2024	-	4	-	-	2	-	-	2	2	1	-	-	11	-35%	11
	2023	2	-	1	-	-	5	6	-	2	1	1	2	17	▼	20
General Civil - Level 3	2024	-	1	-	-	-	-	2	-	-	-	-	-	3	-40%	3
	2023	2	-	-	1	-	1	1	-	-	-	-	1	5	▼	6
Miscellaneous Civil	2024	25	22	27	18	11	12	12	14	9	19	-	-	169	-24%	169
	2023	27	32	32	26	15	13	48	11	8	10	15	24	222	▼	261
Misdemeanor	2024	2	-	3	1	-	1	1	3	-	-	-	-	11	0%	11
	2023	1	1	1	2	1	1	1	-	1	2	-	2	11	↔	13
Other	2024	-	1	-	1	-	-	-	-	-	-	-	-	2	-33%	2
	2023	-	1	-	-	-	-	1	-	1	-	-	3	3	▼	6
Other Criminally Related Matters	2024	-	-	1	-	-	1	16	5	1	-	-	-	24	500%	24
	2023	2	-	1	-	-	-	1	-	-	-	4	-	4	▲	8
Probates/Wills & Trusts - Level 2	2024	-	-	1	-	-	-	-	-	-	1	-	-	2	100%	2
	2023	-	-	-	-	-	1	-	-	-	-	-	-	1	▲	1
Uncontested Divorce	2024	1	2	-	-	-	-	-	1	1	1	-	-	6	-60%	6
	2023	2	1	-	-	-	4	7	1	-	-	3	-	15	▼	18

Dashboard

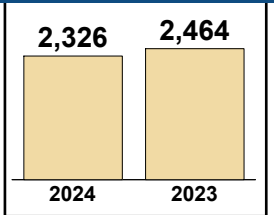
Court: Gloucester Circuit
Start/End Date: Jan-23 / Oct-24
2023 Average Month: 240
Jan-Oct 2023: 2,464
Dispositions Trending: ▼

Circuit/Court ID: 9 209073
Type of Case: Dispositions
2024 Average Month: 233
Jan-Oct 2024 : 2,326
Overall AVG. Month: 237

Monthly Dispositions Summary



Jan --- Oct Dispositions



Dispositions by Division

Divisions		Jan	Feb	Mar	Apr	May	Jun	Jul	Aug	Sep	Oct	Nov	Dec	Thru Oct	% Change	Total
Total	2024	272	210	274	231	235	190	300	181	226	207	-	-	2,326	-6%	2,326
	2023	241	298	342	243	190	230	247	258	173	242	233	182	2,464	▼	2,879
Civil	2024	28	15	50	35	44	29	56	19	23	29	-	-	328	38%	328
	2023	11	24	49	11	12	17	31	40	18	25	32	29	238	▲	299
Criminal	2024	71	89	102	81	70	69	120	77	107	56	-	-	842	7%	842
	2023	66	97	99	70	57	101	74	88	68	70	104	60	790	▲	954
Concealed Handgun Permits	2024	117	62	81	76	69	55	73	57	50	84	-	-	724	-19%	724
	2023	110	98	115	121	93	67	87	77	44	85	45	68	897	▼	1,010
Miscellaneous/ Other	2024	56	44	41	39	51	36	51	28	43	38	-	-	427	-20%	427
	2023	54	79	77	39	28	45	55	53	43	62	52	25	535	▼	612
Others	2024	-	-	-	-	1	1	-	-	3	-	-	-	5	25%	5
	2023	-	-	2	2	-	-	-	-	-	-	-	-	4	▲	4

Dispositions by Case Category

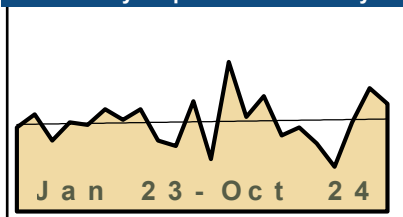
Case Categories		Jan	Feb	Mar	Apr	May	Jun	Jul	Aug	Sep	Oct	Nov	Dec	Thru Oct	% Change	Total
Contested Divorce	2024	3	-	9	3	6	3	4	1	2	6	-	-	37	61%	37
	2023	2	-	8	-	1	-	4	8	-	-	5	4	23	▲	32
Domestic and Family - Level 1	2024	1	7	4	6	12	2	11	2	4	4	-	-	53	61%	53
	2023	-	2	7	3	-	3	3	6	1	8	4	2	33	▲	39
Domestic and Family - Level 2	2024	2	-	1	4	1	1	6	1	4	-	-	-	20	18%	20
	2023	-	2	3	-	-	1	7	3	1	-	-	4	17	▲	21
Felonies and Related Matters	2024	43	72	80	49	42	45	87	62	68	32	-	-	580	1%	580
	2023	42	86	83	55	39	70	55	52	46	44	72	39	572	▲	683
General Civil - Level 1	2024	-	-	1	-	-	-	3	-	-	-	-	-	4	300%	4
	2023	-	-	-	-	-	1	-	-	-	-	-	-	1	▲	1
General Civil - Level 2	2024	5	3	3	6	10	4	9	3	5	5	-	-	53	39%	53
	2023	3	6	5	4	1	8	2	2	1	6	6	4	38	▲	48
General Civil - Level 3	2024	4	2	6	5	4	6	2	1	2	2	-	-	34	-33%	34
	2023	4	11	6	3	3	2	1	9	8	4	3	2	51	▼	56
Miscellaneous Civil	2024	140	74	95	89	90	69	88	71	68	102	-	-	886	-20%	886
	2023	124	134	158	131	102	85	103	96	64	110	70	77	1,107	▼	1,254
Misdemeanor	2024	25	14	19	30	24	20	23	16	20	18	-	-	209	13%	209
	2023	23	10	10	10	18	25	16	36	19	18	28	15	185	▲	228
Other	2024	37	30	26	26	28	24	36	13	28	23	-	-	271	-16%	271
	2023	39	43	33	32	18	26	39	36	22	36	27	19	324	▼	370
Other Criminally Related Matters	2024	3	3	3	3	4	5	10	-	19	6	-	-	56	60%	56
	2023	1	2	6	5	-	6	3	1	3	8	4	6	35	▲	45
Probates/Wills & Trusts - Level 1	2024	-	-	-	1	-	-	-	-	-	-	-	-	1	1	1
	2023	-	-	-	-	-	-	-	-	-	-	-	-	0	↔	0
Probates/Wills & Trusts - Level 2	2024	1	1	3	-	1	3	1	1	3	-	-	-	14	180%	14
	2023	-	1	-	-	-	-	1	-	-	3	1	1	5	▲	7
Protective Orders	2024	-	1	-	-	-	-	1	-	-	-	-	-	2	2	2
	2023	-	-	-	-	-	-	-	-	-	-	-	-	0	↔	0
Uncontested Divorce	2024	8	3	24	9	13	8	19	10	3	9	-	-	106	45%	106
	2023	3	1	23	-	8	3	13	9	8	5	13	9	73	▲	95

Dashboard

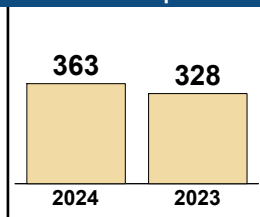
Court: King & Queen Circuit
Start/End Date: Jan-23 / Oct-24
2023 Average Month: 33
Jan-Oct 2023: 328
Dispositions Trending: ▲

Circuit/Court ID: 9 209097
Type of Case: Dispositions
2024 Average Month: 36
Jan-Oct 2024 : 363
Overall AVG. Month: 34

Monthly Dispositions Summary



Jan --- Oct Dispositions



Dispositions by Division

Divisions		Jan	Feb	Mar	Apr	May	Jun	Jul	Aug	Sep	Oct	Nov	Dec	Thru Oct	% Change	Total
Total	2024	57	36	44	29	32	26	17	34	47	41	-	-	363	11%	363
	2023	32	37	27	34	33	39	35	39	27	25	42	20	328	▲	390
Civil	2024	8	1	4	5	3	1	2	6	9	5	-	-	44	33%	44
	2023	3	1	6	-	1	4	4	5	6	3	2	2	33	▲	37
Criminal	2024	8	21	10	8	4	12	2	17	14	10	-	-	106	-5%	106
	2023	10	13	1	14	9	11	21	14	7	11	14	2	111	▼	127
Concealed Handgun Permits	2024	26	11	21	7	21	9	8	7	11	14	-	-	135	-9%	135
	2023	16	20	17	18	18	17	8	15	10	9	23	15	148	▼	186
Miscellaneous/ Other	2024	14	3	4	5	4	3	4	4	12	12	-	-	65	81%	65
	2023	3	3	3	2	5	7	2	5	4	2	3	1	36	▲	40
Others	2024	1	-	5	4	-	1	1	-	1	-	-	-	13	13	13
	2023	-	-	-	-	-	-	-	-	-	-	-	-	0	↔	0

Dispositions by Case Category

Case Categories		Jan	Feb	Mar	Apr	May	Jun	Jul	Aug	Sep	Oct	Nov	Dec	Thru Oct	% Change	Total
Contested Divorce	2024	-	-	-	-	1	-	-	-	-	-	-	-	1	-50%	1
	2023	-	-	-	-	-	-	1	-	-	1	1	-	2	▼	3
Domestic and Family - Level 1	2024	-	-	-	1	-	-	-	-	-	-	-	-	1	-89%	1
	2023	-	-	7	-	-	-	-	2	-	-	-	-	9	▼	9
Domestic and Family - Level 2	2024	-	-	3	-	1	-	-	5	3	-	-	-	12	71%	12
	2023	-	1	-	-	-	1	-	-	5	-	-	-	7	▲	7
Felonies and Related Matters	2024	4	15	9	3	2	7	2	13	6	5	-	-	66	-4%	66
	2023	6	8	1	7	6	8	14	5	7	7	12	1	69	▼	82
General Civil - Level 1	2024	-	-	-	-	-	-	-	-	1	1	-	-	2	2	2
	2023	-	-	-	-	-	-	-	-	-	-	-	-	0	↔	0
General Civil - Level 2	2024	2	-	-	2	-	2	3	-	2	2	-	-	13	86%	13
	2023	3	-	-	-	-	2	-	1	-	1	1	-	7	▲	8
General Civil - Level 3	2024	2	1	1	-	-	1	-	1	2	-	-	-	8	167%	8
	2023	-	-	-	-	-	-	-	2	-	1	-	1	3	▲	4
Miscellaneous Civil	2024	34	11	23	11	24	10	9	10	21	18	-	-	171	-6%	171
	2023	19	23	19	20	23	24	9	19	14	11	24	16	181	▼	221
Misdemeanor	2024	4	3	1	3	2	4	-	1	2	2	-	-	22	-15%	22
	2023	1	3	-	1	3	2	5	7	1	3	2	1	26	▼	29
Other	2024	5	3	7	4	1	1	2	1	1	9	-	-	34	34	34
	2023	-	-	-	-	-	-	-	-	-	-	1	-	0	↔	1
Other Criminally Related Matters	2024	-	3	-	2	-	1	-	3	6	3	-	-	18	6%	18
	2023	3	2	-	6	-	1	2	2	-	1	-	1	17	▲	18
Probates/Wills & Trusts - Level 2	2024	1	-	-	-	-	-	-	-	1	-	-	-	2	2	2
	2023	-	-	-	-	-	-	-	-	-	-	-	-	0	↔	0
Protective Orders	2024	-	-	-	-	1	-	-	-	-	-	-	-	1	1	1
	2023	-	-	-	-	-	-	-	-	-	-	-	-	0	↔	0
Uncontested Divorce	2024	5	-	-	3	-	-	1	-	2	1	-	-	12	71%	12
	2023	-	-	-	-	1	1	4	1	-	-	1	-	7	▲	8

Dashboard		Monthly Dispositions Summary		Jan --- Oct Dispositions					
<p>Court: King William Circuit Start/End Date: Jan-23 / Oct-24 2023 Average Month: 95 Jan-Oct 2023: 918 Dispositions Trending: ▲</p>	<p>Circuit/Court ID: 9 209101 Type of Case: Dispositions 2024 Average Month: 101 Jan-Oct 2024 : 1,012 Overall AVG. Month: 98</p>	<p>Jan 23 - Oct 24</p>		<table border="1" style="margin: auto;"> <tr> <td style="text-align: center; width: 50px;">1,012</td> <td style="text-align: center; width: 50px;">918</td> </tr> <tr> <td style="text-align: center;">2024</td> <td style="text-align: center;">2023</td> </tr> </table>		1,012	918	2024	2023
1,012	918								
2024	2023								

Dispositions by Division																
Divisions		Jan	Feb	Mar	Apr	May	Jun	Jul	Aug	Sep	Oct	Nov	Dec	Thru Oct	% Change	Total
Total	2024	93	113	107	100	69	94	121	84	95	136	-	-	1,012	10%	1,012
	2023	114	89	75	130	74	106	64	69	119	78	77	139	918	▲	1,134
Civil	2024	12	6	13	9	8	14	7	13	22	3	-	-	107	49%	107
	2023	6	8	6	3	9	5	9	5	14	7	6	12	72	▲	90
Criminal	2024	21	31	24	30	13	24	36	7	14	28	-	-	228	3%	228
	2023	22	19	17	43	20	24	14	10	42	11	21	12	222	▲	255
Concealed Handgun Permits	2024	44	53	44	33	29	36	49	28	17	72	-	-	405	-2%	405
	2023	58	45	38	60	27	59	23	25	40	38	37	45	413	▼	495
Miscellaneous/ Other	2024	16	23	26	28	19	20	29	36	42	33	-	-	272	29%	272
	2023	28	17	14	24	18	18	18	29	23	22	13	70	211	▲	294

Dispositions by Case Category																
Case Categories		Jan	Feb	Mar	Apr	May	Jun	Jul	Aug	Sep	Oct	Nov	Dec	Thru Oct	% Change	Total
Administrative Law	2024	-	-	2	-	-	-	-	-	-	-	-	-	2	2	2
	2023	-	-	-	-	-	-	-	-	-	-	-	-	0	↔	0
Capital Murder	2024	-	-	-	-	-	-	1	-	-	-	-	-	1	0%	1
	2023	-	-	-	-	1	-	-	-	-	-	-	-	1	↔	1
Contested Divorce	2024	2	2	3	-	-	1	2	2	-	-	-	-	12	200%	12
	2023	1	-	-	-	1	1	-	1	-	-	-	3	4	▲	7
Domestic and Family - Level 1	2024	3	-	-	-	1	4	-	-	5	-	-	-	13	18%	13
	2023	1	1	-	1	-	-	1	-	3	4	1	-	11	▲	12
Domestic and Family - Level 2	2024	-	1	2	4	-	2	-	-	-	1	-	-	10	43%	10
	2023	1	-	-	-	1	1	1	-	3	-	-	-	7	▲	7
Felonies and Related Matters	2024	18	22	23	23	3	14	28	6	7	19	-	-	163	12%	163
	2023	18	12	16	35	12	17	5	6	21	4	7	4	146	▲	157
General Civil - Level 1	2024	-	-	1	1	-	-	-	-	1	-	-	-	3	200%	3
	2023	-	-	-	-	-	-	-	-	1	-	-	-	1	▲	1
General Civil - Level 2	2024	-	2	-	-	-	2	2	2	13	-	-	-	21	62%	21
	2023	-	1	2	-	4	2	1	-	2	1	1	-	13	▲	14
General Civil - Level 3	2024	6	-	4	1	5	1	2	2	9	-	-	-	30	58%	30
	2023	-	5	2	3	1	1	3	2	1	1	3	5	19	▲	27
Miscellaneous Civil	2024	46	67	51	48	38	46	63	45	37	77	-	-	518	4%	518
	2023	64	48	44	70	38	65	28	43	50	46	45	56	496	▲	597
Misdemeanor	2024	2	9	2	4	3	9	6	3	7	7	-	-	52	-4%	52
	2023	3	2	1	7	4	6	8	3	15	5	14	3	54	▼	71
Other	2024	13	8	17	12	10	10	14	18	16	27	-	-	145	15%	145
	2023	22	14	8	13	8	11	12	11	14	13	5	59	126	▲	190
Other Criminally Related Matters	2024	1	-	-	3	7	1	1	1	-	2	-	-	16	-24%	16
	2023	1	5	-	1	3	1	1	1	6	2	-	5	21	▼	26
Probates/Wills & Trusts - Level 2	2024	-	1	-	-	1	1	-	1	-	2	-	-	6	500%	6
	2023	-	-	-	-	-	-	-	1	-	-	-	-	1	▲	1
Uncontested Divorce	2024	2	1	2	4	1	3	2	4	-	1	-	-	20	11%	20
	2023	3	1	2	-	1	1	4	1	3	2	1	4	18	▲	23

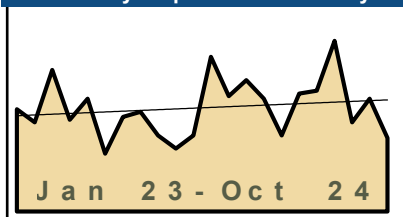
This report reflects the case management system. Numbers will update as reports are refreshed and posted. The case types reported may not necessitate judicial involvement.

Dashboard

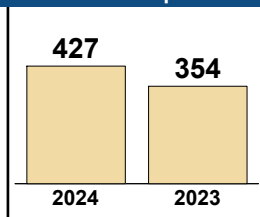
Court: Mathews Circuit
Start/End Date: Jan-23 / Oct-24
2023 Average Month: 37
Jan-Oct 2023: 354
Dispositions Trending: ▲

Circuit/Court ID: 9 209115
Type of Case: Dispositions
2024 Average Month: 43
Jan-Oct 2024 : 427
Overall AVG. Month: 40

Monthly Dispositions Summary



Jan --- Oct Dispositions



Dispositions by Division

Divisions		Jan	Feb	Mar	Apr	May	Jun	Jul	Aug	Sep	Oct	Nov	Dec	Thru Oct	% Change	Total
Total	2024	44	50	43	29	45	46	65	34	43	28	-	-	427	21%	427
	2023	39	34	54	35	43	22	36	38	29	24	29	59	354	▲	442
Civil	2024	13	6	9	6	7	9	18	6	6	4	-	-	84	100%	84
	2023	3	5	9	3	7	2	7	6	-	-	6	7	42	▲	55
Criminal	2024	3	6	10	10	10	17	13	7	10	6	-	-	92	7%	92
	2023	10	3	14	23	6	2	10	8	7	3	6	21	86	▲	113
Concealed Handgun Permits	2024	21	34	21	9	21	17	23	18	16	15	-	-	195	17%	195
	2023	18	20	18	8	21	15	15	18	18	16	14	22	167	▲	203
Miscellaneous/ Other	2024	7	4	3	4	7	3	11	3	10	3	-	-	55	-7%	55
	2023	8	6	13	1	9	3	4	6	4	5	3	9	59	▼	71
Others	2024	-	-	-	-	-	-	-	-	1	-	-	-	1	1	1
	2023	-	-	-	-	-	-	-	-	-	-	-	-	0	↔	0

Dispositions by Case Category

Case Categories		Jan	Feb	Mar	Apr	May	Jun	Jul	Aug	Sep	Oct	Nov	Dec	Thru Oct	% Change	Total
Administrative Law	2024	-	-	-	-	1	-	-	-	-	-	-	-	1	1	1
	2023	-	-	-	-	-	-	-	-	-	-	-	-	0	↔	0
Contested Divorce	2024	2	-	1	-	2	1	3	1	1	-	-	-	11	267%	11
	2023	-	-	1	-	1	-	1	-	-	-	1	1	3	▲	5
Domestic and Family - Level 1	2024	1	5	-	1	-	-	5	1	-	-	-	-	13	225%	13
	2023	-	4	-	-	-	-	-	-	-	-	-	-	4	▲	4
Domestic and Family - Level 2	2024	-	-	-	-	-	1	-	1	-	1	-	-	3	50%	3
	2023	-	-	2	-	-	-	-	-	-	-	1	-	2	▲	3
Felonies and Related Matters	2024	2	5	7	7	3	16	5	6	8	1	-	-	60	15%	60
	2023	4	2	8	16	2	1	6	5	5	3	6	12	52	▲	70
General Civil - Level 1	2024	1	-	-	-	-	-	-	-	-	-	-	-	1	1	1
	2023	-	-	-	-	-	-	-	-	-	-	-	-	0	↔	0
General Civil - Level 2	2024	3	1	-	2	-	1	3	-	2	2	-	-	14	133%	14
	2023	2	1	-	-	3	-	-	-	-	-	-	1	6	▲	7
General Civil - Level 3	2024	4	-	-	-	4	1	-	1	-	-	-	-	10	-17%	10
	2023	1	1	2	-	-	1	6	1	-	-	3	4	12	▼	19
Miscellaneous Civil	2024	28	37	25	12	28	20	33	21	26	18	-	-	248	12%	248
	2023	24	25	31	10	30	18	18	24	21	21	17	30	222	▲	269
Misdemeanor	2024	-	1	2	3	6	1	10	1	2	5	-	-	31	24%	31
	2023	-	1	4	7	4	1	4	3	1	-	-	6	25	▲	31
Other	2024	1	1	1	1	-	-	1	-	1	-	-	-	6	100%	6
	2023	-	-	-	-	-	1	1	-	1	-	-	1	3	▲	4
Other Criminally Related Matters	2024	1	-	1	-	1	-	2	-	-	-	-	-	5	-55%	5
	2023	6	-	2	2	-	-	-	-	1	-	-	3	11	▼	14
Probates/Wills & Trusts - Level 2	2024	-	-	1	2	-	2	1	-	-	-	-	-	6	100%	6
	2023	-	-	-	-	2	-	-	1	-	-	1	-	3	▲	4
Protective Orders	2024	-	-	-	-	-	-	1	-	2	-	-	-	3	200%	3
	2023	-	-	1	-	-	-	-	-	-	-	-	-	1	▲	1
Uncontested Divorce	2024	1	-	5	1	-	3	1	2	1	1	-	-	15	50%	15
	2023	2	-	3	-	1	-	-	4	-	-	-	1	10	▲	11


This report reflects the case management system. Numbers will update as reports are refreshed and posted. The case types reported may not necessitate judicial involvement.

Dashboard

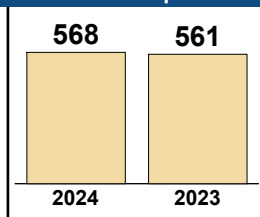
Court: Middlesex Circuit
Start/End Date: Jan-23 / Oct-24
2023 Average Month: 51
Jan-Oct 2023: 561
Dispositions Trending: ↔

Circuit/Court ID: 9 209119
Type of Case: Dispositions
2024 Average Month: 57
Jan-Oct 2024 : 568
Overall AVG. Month: 54

Monthly Dispositions Summary



Jan --- Oct Dispositions



Dispositions by Division

Divisions		Jan	Feb	Mar	Apr	May	Jun	Jul	Aug	Sep	Oct	Nov	Dec	Thru Oct	% Change	Total
Total	2024	78	87	66	28	70	55	37	27	63	57	-	-	568	1%	568
	2023	67	67	87	42	76	35	45	53	53	36	42	13	561	▲	616
Civil	2024	15	4	9	2	7	12	5	12	13	7	-	-	86	18%	86
	2023	4	8	12	5	13	2	7	7	5	10	3	5	73	▲	81
Criminal	2024	23	52	25	3	25	23	16	2	26	24	-	-	219	19%	219
	2023	29	20	31	7	35	7	7	20	17	11	14	-	184	▲	198
Concealed Handgun Permits	2024	37	26	23	17	25	13	11	9	16	23	-	-	200	-17%	200
	2023	30	28	38	22	24	22	21	23	21	11	20	5	240	▼	265
Miscellaneous/ Other	2024	3	5	9	6	13	7	5	4	6	3	-	-	61	0%	61
	2023	4	11	6	8	3	4	9	3	9	4	5	3	61	↔	69
Others	2024	-	-	-	-	-	-	-	-	2	-	-	-	2	-33%	2
	2023	-	-	-	-	1	-	1	-	1	-	-	-	3	▼	3

Dispositions by Case Category

Case Categories		Jan	Feb	Mar	Apr	May	Jun	Jul	Aug	Sep	Oct	Nov	Dec	Thru Oct	% Change	Total
Administrative Law	2024	-	-	-	-	-	-	-	-	-	1	-	-	1	1	1
	2023	-	-	-	-	-	-	-	-	-	-	-	-	0	↔	0
Capital Murder	2024	-	-	-	-	-	-	-	-	-	-	-	-	0	-100%	0
	2023	-	-	-	1	-	-	-	-	-	-	-	-	1	▼	1
Contested Divorce	2024	1	-	1	-	-	1	-	2	-	-	-	-	5	-44%	5
	2023	-	-	3	-	1	-	1	2	2	-	-	3	9	▼	12
Domestic and Family - Level 1	2024	2	-	-	-	4	8	-	-	-	3	-	-	17	143%	17
	2023	-	-	4	-	-	1	-	-	-	2	-	-	7	▲	7
Domestic and Family - Level 2	2024	-	1	2	-	-	-	-	-	-	-	-	-	3	200%	3
	2023	-	-	-	-	-	-	-	1	-	-	-	-	1	▲	1
Felonies and Related Matters	2024	12	38	18	1	17	19	8	-	15	12	-	-	140	31%	140
	2023	20	13	10	3	23	7	6	7	13	5	6	-	107	▲	113
General Civil - Level 1	2024	-	-	-	-	-	-	1	-	-	-	-	-	1	0%	1
	2023	1	-	-	-	-	-	-	-	-	-	-	-	1	↔	1
General Civil - Level 2	2024	2	2	2	1	2	-	-	3	1	-	-	-	13	30%	13
	2023	2	1	1	1	-	-	2	1	-	2	2	-	10	▲	12
General Civil - Level 3	2024	2	1	-	-	-	3	3	2	2	-	-	-	13	-41%	13
	2023	2	6	-	4	4	1	2	1	-	2	2	-	22	▼	24
Miscellaneous Civil	2024	39	29	26	22	31	16	12	10	19	24	-	-	228	-19%	228
	2023	31	37	43	29	27	25	27	23	26	14	24	7	282	▼	313
Misdemeanor	2024	10	10	7	1	7	4	7	-	11	11	-	-	68	-3%	68
	2023	9	7	19	3	11	-	-	13	3	5	5	-	70	▼	75
Other	2024	1	2	4	1	7	3	4	3	4	2	-	-	31	29%	31
	2023	2	3	1	-	1	1	3	4	6	3	-	1	24	▲	25
Other Criminally Related Matters	2024	2	4	-	1	1	-	1	2	-	1	-	-	12	71%	12
	2023	-	-	2	1	1	-	1	-	1	1	3	-	7	▲	10
Probates/Wills & Trusts - Level 1	2024	-	-	-	-	-	-	-	-	1	-	-	-	1	1	1
	2023	-	-	-	-	-	-	-	-	-	-	-	-	0	↔	0
Probates/Wills & Trusts - Level 2	2024	1	-	1	1	-	1	-	1	2	-	-	-	7	75%	7
	2023	-	-	2	-	-	-	-	-	1	1	-	1	4	▲	5
Protective Orders	2024	3	-	-	-	-	-	-	-	-	1	-	-	4	4	4
	2023	-	-	-	-	-	-	-	-	-	-	-	-	0	↔	0
Uncontested Divorce	2024	3	-	5	-	1	-	1	4	7	3	-	-	24	50%	24
	2023	-	-	2	-	8	-	3	1	1	1	-	1	16	▲	17


This report reflects the case management system. Numbers will update as reports are refreshed and posted. The case types reported may not necessitate judicial involvement.

Dashboard

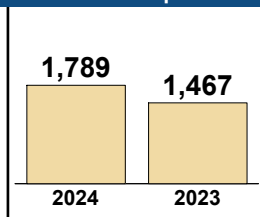
Court: New Kent Circuit
Start/End Date: Jan-23 / Oct-24
2023 Average Month: 157
Jan-Oct 2023: 1,467
Dispositions Trending: ▲

Circuit/Court ID: 9 209127
Type of Case: Dispositions
2024 Average Month: 179
Jan-Oct 2024 : 1,789
Overall AVG. Month: 167

Monthly Dispositions Summary



Jan --- Oct Dispositions



Dispositions by Division

Divisions		Jan	Feb	Mar	Apr	May	Jun	Jul	Aug	Sep	Oct	Nov	Dec	Thru Oct	% Change	Total
Total	2024	123	196	193	165	151	145	184	280	187	165	-	-	1,789	22%	1,789
	2023	186	132	163	130	147	131	117	121	189	151	143	269	1,467	▲	1,879
Civil	2024	8	9	11	13	14	5	14	13	14	41	-	-	142	-1%	142
	2023	18	17	13	11	7	16	13	11	17	20	15	24	143	▼	182
Criminal	2024	49	51	53	47	59	53	54	76	81	37	-	-	560	18%	560
	2023	68	24	19	66	54	30	54	36	79	45	37	68	475	▲	580
Concealed Handgun Permits	2024	33	88	76	55	51	45	58	47	60	28	-	-	541	-5%	541
	2023	82	64	100	23	50	58	25	50	60	59	70	63	571	▼	704
Miscellaneous/ Other	2024	33	48	53	49	27	42	58	144	31	59	-	-	544	96%	544
	2023	18	27	31	30	36	27	25	24	33	27	21	113	278	▲	412
Others	2024	-	-	-	1	-	-	-	-	-	1	-	-	2	2	2
	2023	-	-	-	-	-	-	-	-	-	-	-	-	0	↔	1

Dispositions by Case Category

Case Categories		Jan	Feb	Mar	Apr	May	Jun	Jul	Aug	Sep	Oct	Nov	Dec	Thru Oct	% Change	Total
Contested Divorce	2024	1	4	2	2	2	1	2	3	2	1	-	-	20	18%	20
	2023	4	2	2	4	-	2	1	1	-	1	1	5	17	▲	23
Domestic and Family - Level 1	2024	3	-	3	1	1	-	1	1	1	3	-	-	14	-44%	14
	2023	3	5	-	1	-	2	6	-	5	3	2	-	25	▼	27
Domestic and Family - Level 2	2024	-	-	2	-	1	-	-	1	-	30	-	-	34	162%	34
	2023	-	2	1	-	-	-	2	1	4	3	3	2	13	▲	18
Felonies and Related Matters	2024	35	26	27	36	34	30	38	46	63	26	-	-	361	11%	361
	2023	52	13	6	56	38	20	36	20	59	25	33	54	325	▲	412
General Civil - Level 1	2024	-	-	-	-	-	-	1	-	1	-	-	-	2	2	2
	2023	-	-	-	-	-	-	-	-	-	-	-	-	0	↔	0
General Civil - Level 2	2024	3	-	2	5	-	-	4	3	4	1	-	-	22	29%	22
	2023	-	2	2	-	-	4	1	1	2	5	5	8	17	▲	30
General Civil - Level 3	2024	1	1	3	2	2	-	3	2	1	3	-	-	18	-36%	18
	2023	7	3	4	3	-	1	1	4	3	2	-	5	28	▼	33
Miscellaneous Civil	2024	46	94	86	63	60	54	75	56	65	38	-	-	637	-2%	637
	2023	88	72	109	32	64	66	32	54	69	63	80	70	649	▼	799
Misdemeanor	2024	7	14	26	10	14	16	13	18	14	10	-	-	142	15%	142
	2023	11	10	8	10	15	9	16	8	19	17	4	13	123	▲	140
Other	2024	20	41	41	40	16	33	41	135	27	49	-	-	443	123%	443
	2023	12	19	22	21	22	19	18	20	24	22	11	108	199	▲	318
Other Criminally Related Matters	2024	7	11	-	1	11	7	3	12	4	1	-	-	57	111%	57
	2023	5	1	5	-	1	1	2	8	1	3	-	1	27	▲	28
Probates/Wills & Trusts - Level 1	2024	-	-	-	-	-	-	1	-	-	-	-	-	1	1	1
	2023	-	-	-	-	-	-	-	-	-	-	-	1	0	↔	1
Probates/Wills & Trusts - Level 2	2024	-	-	-	1	-	1	1	1	-	-	-	-	4	33%	4
	2023	-	1	-	-	-	1	-	-	-	1	1	-	3	▲	4
Protective Orders	2024	-	-	1	-	2	1	-	-	-	-	-	-	4	33%	4
	2023	-	1	-	-	-	-	-	-	-	2	-	-	3	▲	3
Uncontested Divorce	2024	-	5	-	4	8	2	1	2	5	3	-	-	30	-21%	30
	2023	4	1	4	3	7	6	2	4	3	4	3	2	38	▼	43


This report reflects the case management system. Numbers will update as reports are refreshed and posted. The case types reported may not necessitate judicial involvement.

Dashboard

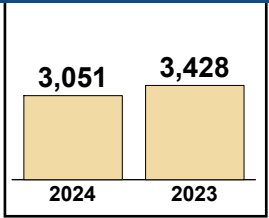
Court: York Circuit
Start/End Date: Jan-23 / Oct-24
2023 Average Month: 333
Jan-Oct 2023: 3,428
Dispositions Trending: ▼

Circuit/Court ID: 9 209199
Type of Case: Dispositions
2024 Average Month: 305
Jan-Oct 2024 : 3,051
Overall AVG. Month: 320

Monthly Dispositions Summary



Jan --- Oct Dispositions



Dispositions by Division

Divisions		Jan	Feb	Mar	Apr	May	Jun	Jul	Aug	Sep	Oct	Nov	Dec	Thru Oct	% Change	Total
Total	2024	401	264	382	292	325	268	266	304	258	291	-	-	3,051	-11%	3,051
	2023	380	324	437	360	312	400	234	383	299	299	282	284	3,428	▼	3,994
Civil	2024	53	28	49	54	46	45	44	46	47	34	-	-	446	7%	446
	2023	35	44	51	41	52	44	26	47	28	48	32	43	416	▲	491
Criminal	2024	158	78	133	87	122	105	88	73	70	100	-	-	1,014	-4%	1,014
	2023	105	92	90	96	94	140	99	122	109	105	107	74	1,052	▼	1,233
Concealed Handgun Permits	2024	140	121	175	111	112	81	84	140	90	122	-	-	1,176	-22%	1,176
	2023	181	152	243	167	128	173	78	164	110	113	109	134	1,509	▼	1,752
Miscellaneous/ Other	2024	50	37	25	40	45	37	49	45	51	35	-	-	414	-8%	414
	2023	59	36	52	55	38	43	31	50	52	32	34	32	448	▼	514
Others	2024	-	-	-	-	-	-	1	-	-	-	-	-	1	-67%	1
	2023	-	-	1	1	-	-	-	-	-	-	1	-	3	▼	4

Dispositions by Case Category


Case Categories		Jan	Feb	Mar	Apr	May	Jun	Jul	Aug	Sep	Oct	Nov	Dec	Thru Oct	% Change	Total
Administrative Law	2024	-	-	-	-	-	-	2	-	-	1	-	-	3	50%	3
	2023	-	-	-	2	-	-	-	-	-	-	-	1	2	▲	3
Contested Divorce	2024	5	3	6	6	11	3	5	7	6	6	-	-	58	61%	58
	2023	4	4	2	1	6	1	3	5	3	7	4	8	36	▲	48
Domestic and Family - Level 1	2024	12	3	5	16	3	3	6	3	8	-	-	-	59	69%	59
	2023	-	3	11	3	3	2	-	5	2	6	2	7	35	▲	44
Domestic and Family - Level 2	2024	15	2	5	5	4	12	7	9	2	6	-	-	67	-4%	67
	2023	7	10	11	8	10	6	2	6	5	5	7	2	70	▼	79
Felonies and Related Matters	2024	100	45	76	47	62	65	52	41	38	56	-	-	582	5%	582
	2023	53	42	53	49	52	70	59	66	54	57	54	50	555	▲	659
General Civil - Level 1	2024	-	-	1	-	-	-	1	1	-	1	-	-	4	-33%	4
	2023	-	-	-	2	1	-	2	-	1	-	-	-	6	▼	6
General Civil - Level 2	2024	7	12	17	11	12	9	8	11	11	6	-	-	104	27%	104
	2023	10	10	12	8	8	10	2	6	7	9	4	6	82	▲	92
General Civil - Level 3	2024	7	2	6	6	3	6	4	1	7	6	-	-	48	-19%	48
	2023	4	11	8	6	3	5	5	7	4	6	6	6	59	▼	71
Miscellaneous Civil	2024	183	154	195	144	147	112	125	181	136	155	-	-	1,532	-19%	1,532
	2023	236	182	286	213	159	213	105	208	159	141	137	162	1,902	▼	2,201
Misdemeanor	2024	45	25	28	35	48	29	20	20	29	37	-	-	316	-23%	316
	2023	45	49	28	38	30	57	29	55	42	38	34	20	411	▼	465
Other	2024	2	-	1	-	1	-	3	-	3	3	-	-	13	-38%	13
	2023	2	2	1	5	5	1	-	2	-	3	1	3	21	▼	25
Other Criminally Related Matters	2024	13	8	29	5	12	11	16	12	3	7	-	-	116	32%	116
	2023	7	1	10	9	12	13	11	1	13	11	19	4	88	▲	111
Probates/Wills & Trusts - Level 1	2024	-	-	-	-	1	-	1	-	-	-	-	-	2	0%	2
	2023	-	-	-	-	1	1	-	-	-	-	-	-	2	↔	2
Probates/Wills & Trusts - Level 2	2024	2	-	2	1	2	3	3	4	1	-	-	-	18	-38%	18
	2023	5	3	1	2	2	6	3	4	2	1	-	3	29	▼	32
Protective Orders	2024	-	1	1	-	-	-	-	-	-	-	-	-	2	2	2
	2023	-	-	-	-	-	-	-	-	-	-	-	-	0	↔	0
Uncontested Divorce	2024	10	9	10	16	19	15	13	14	14	7	-	-	127	-2%	127
	2023	7	7	14	14	20	15	13	18	7	15	14	12	130	▼	156

Dashboard

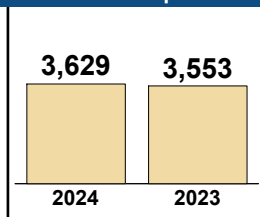
Court: Williamsburg Circuit
Start/End Date: Jan-23 / Oct-24
2023 Average Month: 342
Jan-Oct 2023: 3,553
Dispositions Trending: ↔

Circuit/Court ID: 9 209830
Type of Case: Dispositions
2024 Average Month: 363
Jan-Oct 2024 : 3,629
Overall AVG. Month: 351

Monthly Dispositions Summary



Jan --- Oct Dispositions



Dispositions by Division

Divisions		Jan	Feb	Mar	Apr	May	Jun	Jul	Aug	Sep	Oct	Nov	Dec	Thru Oct	% Change	Total
Total	2024	401	344	419	336	379	305	317	325	365	438	-	-	3,629	2%	3,629
	2023	412	424	375	319	373	327	342	332	338	311	249	299	3,553	▲	4,101
Civil	2024	60	46	38	55	45	52	41	45	40	65	-	-	487	-8%	487
	2023	57	67	70	38	45	56	45	42	62	47	29	42	529	▼	600
Criminal	2024	105	71	123	90	100	126	117	126	122	136	-	-	1,116	23%	1,116
	2023	94	82	76	58	98	95	119	92	101	90	99	89	905	▲	1,093
Concealed Handgun Permits	2024	156	134	164	87	131	71	96	80	126	146	-	-	1,191	-8%	1,191
	2023	157	179	135	154	143	94	103	122	101	109	84	109	1,297	▼	1,490
Miscellaneous/ Other	2024	80	91	94	104	103	56	62	74	77	91	-	-	832	1%	832
	2023	104	96	94	69	87	82	75	76	73	65	37	59	821	▲	917
Others	2024	-	2	-	-	-	-	1	-	-	-	-	-	3	200%	3
	2023	-	-	-	-	-	-	-	-	1	-	-	-	1	▲	1

Dispositions by Case Category


Case Categories		Jan	Feb	Mar	Apr	May	Jun	Jul	Aug	Sep	Oct	Nov	Dec	Thru Oct	% Change	Total
Administrative Law	2024	-	-	-	-	-	-	-	1	-	-	-	-	1	-75%	1
	2023	-	2	2	-	-	-	-	-	-	-	-	-	4	▼	4
Capital Murder	2024	-	-	-	-	-	-	-	-	-	-	-	-	0	-100%	0
	2023	-	-	-	-	-	1	-	-	1	-	-	1	2	▼	3
Contested Divorce	2024	5	5	2	2	4	6	6	8	2	13	-	-	53	-15%	53
	2023	5	6	10	7	6	6	4	8	5	5	3	3	62	▼	68
Domestic and Family - Level 1	2024	7	1	4	6	5	8	-	3	3	2	-	-	39	-33%	39
	2023	4	9	3	8	4	4	5	1	15	5	4	4	58	▼	66
Domestic and Family - Level 2	2024	3	2	2	2	1	2	1	3	4	4	-	-	24	0%	24
	2023	5	-	5	1	3	2	3	1	2	2	-	-	24	↔	24
Felonies and Related Matters	2024	47	37	74	55	49	81	58	77	77	89	-	-	644	32%	644
	2023	52	43	34	39	50	43	79	44	53	50	50	54	487	▲	591
General Civil - Level 1	2024	-	1	1	3	-	-	1	2	-	-	-	-	8	0%	8
	2023	3	1	-	1	1	1	-	-	-	1	-	1	8	↔	9
General Civil - Level 2	2024	9	9	13	14	7	17	8	6	11	20	-	-	114	-2%	114
	2023	24	20	14	9	4	12	4	9	12	8	6	5	116	▼	127
General Civil - Level 3	2024	15	6	7	12	8	9	4	9	9	12	-	-	91	-21%	91
	2023	6	7	22	5	11	13	16	10	12	13	10	12	115	▼	137
Miscellaneous Civil	2024	199	156	201	142	163	99	133	122	167	191	-	-	1,573	-3%	1,573
	2023	192	216	185	187	171	128	130	147	133	136	101	127	1,625	▼	1,853
Misdemeanor	2024	29	21	37	31	36	34	47	44	36	34	-	-	349	17%	349
	2023	27	31	32	15	34	36	23	38	37	25	34	27	298	▲	359
Other	2024	35	68	54	49	69	28	25	25	35	40	-	-	428	-7%	428
	2023	61	58	42	32	56	44	43	50	39	35	17	40	460	▼	517
Other Criminally Related Matters	2024	30	13	12	5	15	11	20	6	9	13	-	-	134	13%	134
	2023	16	8	10	4	14	15	17	10	10	15	15	10	119	▲	144
Probates/Wills & Trusts - Level 1	2024	1	-	2	-	-	-	-	-	-	-	-	-	3	-50%	3
	2023	1	3	-	-	1	-	1	-	-	-	-	-	6	▼	6
Probates/Wills & Trusts - Level 2	2024	3	5	2	-	7	2	6	3	1	4	-	-	33	14%	33
	2023	5	3	-	1	-	5	3	3	5	4	3	2	29	▲	34
Uncontested Divorce	2024	18	20	8	15	15	8	8	16	11	16	-	-	135	-4%	135
	2023	11	17	16	10	18	17	14	11	14	12	6	13	140	▼	159

Dashboard

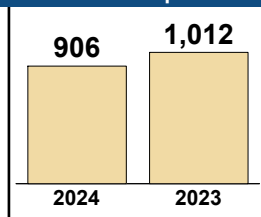
Court: Appomattox Circuit
Start/End Date: Jan-23 / Oct-24
2023 Average Month: 100
Jan-Oct 2023: 1,012
Dispositions Trending: ▼

Circuit/Court ID: 10 210011
Type of Case: Dispositions
2024 Average Month: 91
Jan-Oct 2024 : 906
Overall AVG. Month: 96

Monthly Dispositions Summary



Jan --- Oct Dispositions



Dispositions by Division

Divisions		Jan	Feb	Mar	Apr	May	Jun	Jul	Aug	Sep	Oct	Nov	Dec	Thru Oct	% Change	Total
Total	2024	67	109	104	69	58	136	65	124	48	126	-	-	906	-10%	906
	2023	127	102	166	62	116	111	89	89	75	75	74	113	1,012	▼	1,199
Civil	2024	7	11	7	10	14	8	6	8	4	23	-	-	98	-2%	98
	2023	7	7	6	8	40	11	4	8	5	4	9	10	100	▼	119
Criminal	2024	12	28	30	24	19	74	19	71	18	43	-	-	338	-6%	338
	2023	43	32	56	14	37	51	44	38	29	16	28	68	360	▼	456
Concealed Handgun Permits	2024	46	66	60	28	22	50	34	37	22	51	-	-	416	-14%	416
	2023	68	55	97	34	32	41	28	39	37	52	34	26	483	▼	543
Miscellaneous/ Other	2024	2	4	7	7	3	4	6	8	4	9	-	-	54	-21%	54
	2023	9	8	7	6	7	8	13	4	4	2	3	9	68	▼	80
Others	2024	-	-	-	-	-	-	-	-	-	-	-	-	0	-100%	0
	2023	-	-	-	-	-	-	-	-	-	1	-	-	1	▼	1

Dispositions by Case Category

Case Categories		Jan	Feb	Mar	Apr	May	Jun	Jul	Aug	Sep	Oct	Nov	Dec	Thru Oct	% Change	Total
Administrative Law	2024	-	-	-	-	-	-	-	-	-	1	-	-	1	1	1
	2023	-	-	-	-	-	-	-	-	-	-	-	-	0	↔	0
Contested Divorce	2024	1	-	-	3	1	1	-	1	-	-	1	-	8	0%	8
	2023	-	-	-	4	1	1	1	1	-	-	-	2	8	↔	12
Domestic and Family - Level 1	2024	1	4	1	1	2	-	1	1	-	2	-	-	13	-54%	13
	2023	2	3	-	-	18	5	-	-	-	-	-	-	28	▼	28
Domestic and Family - Level 2	2024	2	-	-	1	2	3	-	2	-	2	-	-	12	20%	12
	2023	2	2	-	2	1	-	-	1	1	1	2	2	10	▲	14
Felonies and Related Matters	2024	8	19	22	17	16	60	10	64	14	43	-	-	273	-5%	273
	2023	29	29	36	6	30	49	39	36	20	14	12	46	288	▼	346
General Civil - Level 2	2024	-	1	1	2	2	2	1	3	1	4	-	-	17	31%	17
	2023	1	1	2	-	4	1	2	1	1	-	2	2	13	▲	17
General Civil - Level 3	2024	1	5	3	2	2	1	3	1	2	6	-	-	26	37%	26
	2023	2	1	2	-	6	3	-	1	2	2	1	1	19	▲	21
Miscellaneous Civil	2024	48	70	67	34	25	53	40	44	26	60	-	-	467	-14%	467
	2023	75	63	104	40	36	48	41	43	41	53	36	35	544	▼	615
Misdemeanor	2024	4	8	8	3	1	13	9	7	4	1	-	-	58	-6%	58
	2023	13	3	18	2	6	2	5	2	9	2	5	22	62	▼	89
Other	2024	-	-	-	-	1	-	-	-	-	-	-	-	1	-67%	1
	2023	-	-	-	-	1	-	-	-	-	2	-	-	3	▼	3
Other Criminally Related Matters	2024	-	1	-	4	2	1	-	-	-	-	-	-	8	-20%	8
	2023	1	-	2	6	1	-	-	-	-	-	11	-	10	▼	21
Probates/Wills & Trusts - Level 1	2024	-	-	-	-	-	-	-	-	-	2	-	-	2	0%	2
	2023	-	-	-	-	2	-	-	-	-	-	-	-	2	↔	2
Probates/Wills & Trusts - Level 2	2024	-	-	-	1	-	1	1	-	-	1	-	-	4	-50%	4
	2023	-	-	-	-	4	2	-	1	-	1	-	-	8	▼	8
Uncontested Divorce	2024	2	1	2	1	4	1	-	1	-	4	-	-	16	-6%	16
	2023	2	-	2	2	6	-	1	3	1	-	3	3	17	▼	23

CPSS-CCMS-10.11 CASELOAD STATISTICS OF THE CIRCUIT COURTS

Buckingham

January 2023 -- October 2024 Dispositions

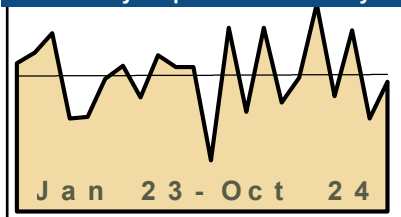
Alexandria and Fairfax Circuit are not Included in State Totals

Dashboard

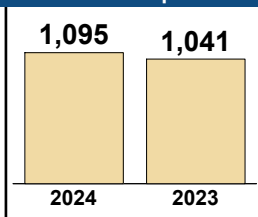
Court: Buckingham Circuit
Start/End Date: Jan-23 / Oct-24
2023 Average Month: 99
Jan-Oct 2023: 1,041
Dispositions Trending: ▲

Circuit/Court ID: 10 210029
Type of Case: Dispositions
2024 Average Month: 110
Jan-Oct 2024 : 1,095
Overall AVG. Month: 104

Monthly Dispositions Summary



Jan --- Oct Dispositions



Dispositions by Division

Divisions		Jan	Feb	Mar	Apr	May	Jun	Jul	Aug	Sep	Oct	Nov	Dec	Thru Oct	% Change	Total
Total	2024	140	76	140	83	102	158	88	138	71	99	-	-	1,095	5%	1,095
	2023	113	121	136	71	72	101	111	87	119	110	110	39	1,041	▲	1,190
Civil	2024	4	3	7	15	15	11	7	10	10	10	-	-	92	-1%	92
	2023	9	6	20	4	11	7	2	16	8	10	3	3	93	▼	99
Criminal	2024	72	25	57	12	49	100	24	52	22	36	-	-	449	-7%	449
	2023	54	74	60	14	16	59	69	22	55	61	86	23	484	▼	593
Concealed Handgun Permits	2024	37	32	48	37	21	25	27	19	27	29	-	-	302	-6%	302
	2023	38	29	46	33	29	24	24	32	38	29	17	5	322	▼	344
Miscellaneous/ Other	2024	27	16	28	19	17	22	30	55	12	24	-	-	250	76%	250
	2023	12	12	10	20	16	11	16	17	18	10	4	8	142	▲	154
Others	2024	-	-	-	-	-	-	-	2	-	-	-	-	2	2	2
	2023	-	-	-	-	-	-	-	-	-	-	-	-	0	↔	0

Dispositions by Case Category

Case Categories		Jan	Feb	Mar	Apr	May	Jun	Jul	Aug	Sep	Oct	Nov	Dec	Thru Oct	% Change	Total
Administrative Law	2024	-	-	-	-	-	-	-	-	-	-	-	-	0	-100%	0
	2023	-	-	1	-	-	1	-	-	-	-	1	-	3	▼	3
Capital Murder	2024	-	-	-	-	-	-	-	-	-	-	-	-	0	-100%	0
	2023	-	-	-	-	-	1	-	-	-	-	-	-	1	▼	1
Contested Divorce	2024	1	-	-	3	2	2	-	-	1	2	-	-	11	0%	11
	2023	-	1	-	-	1	2	-	5	-	2	-	1	11	↔	12
Domestic and Family - Level 1	2024	-	1	1	-	2	4	-	2	-	-	-	-	10	-55%	10
	2023	1	-	13	-	3	-	-	4	1	-	-	-	22	▼	22
Domestic and Family - Level 2	2024	-	-	-	-	2	-	-	1	1	1	-	-	5	-50%	5
	2023	2	1	1	-	2	-	-	-	2	2	-	1	10	▼	11
Felonies and Related Matters	2024	64	24	38	10	42	93	23	44	17	26	-	-	381	0%	381
	2023	49	66	44	11	12	46	52	21	37	42	58	17	380	▲	455
General Civil - Level 1	2024	-	-	-	-	-	-	-	-	-	-	-	-	0	-100%	0
	2023	-	-	-	-	2	-	-	-	-	-	-	-	2	▼	2
General Civil - Level 2	2024	2	-	-	1	2	2	5	2	4	2	-	-	20	-13%	20
	2023	4	2	1	2	2	1	1	3	5	2	1	-	23	▼	24
General Civil - Level 3	2024	-	1	1	4	3	1	1	2	-	2	-	-	15	50%	15
	2023	1	-	1	1	1	1	1	2	2	1	-	-	10	▲	10
Miscellaneous Civil	2024	48	37	60	39	28	34	35	30	31	40	-	-	382	-5%	382
	2023	46	36	54	43	34	31	32	42	51	34	22	8	403	▼	433
Misdemeanor	2024	8	1	19	-	6	7	1	8	3	9	-	-	62	-30%	62
	2023	5	6	14	1	3	8	16	1	17	18	27	5	89	▼	121
Other	2024	15	11	17	17	9	13	20	46	8	11	-	-	167	227%	167
	2023	3	4	3	10	10	3	8	6	2	2	-	5	51	▲	56
Other Criminally Related Matters	2024	-	-	-	3	1	-	-	-	3	1	-	-	8	-43%	8
	2023	-	2	2	2	1	4	1	-	1	1	1	1	14	▼	16
Probates/Wills & Trusts - Level 1	2024	-	-	-	1	-	-	-	-	-	-	-	-	1	1	1
	2023	-	-	-	-	-	-	-	-	-	-	-	-	0	↔	0
Probates/Wills & Trusts - Level 2	2024	-	-	1	1	1	1	-	-	-	-	-	-	4	100%	4
	2023	-	-	-	-	-	-	1	-	-	1	1	-	2	▲	3
Uncontested Divorce	2024	2	1	3	4	4	1	3	3	3	5	-	-	29	45%	29
	2023	2	3	2	1	1	3	-	3	1	4	-	1	20	▲	21


This report reflects the case management system. Numbers will update as reports are refreshed and posted. The case types reported may not necessitate judicial involvement.

Dashboard

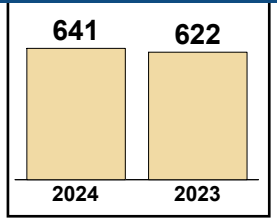
Court: Charlotte Circuit
Start/End Date: Jan-23 / Oct-24
2023 Average Month: 70
Jan-Oct 2023: 622
Dispositions Trending: ▲

Circuit/Court ID: 10 210037
Type of Case: Dispositions
2024 Average Month: 64
Jan-Oct 2024 : 641
Overall AVG. Month: 68

Monthly Dispositions Summary



Jan --- Oct Dispositions



Dispositions by Division

Divisions		Jan	Feb	Mar	Apr	May	Jun	Jul	Aug	Sep	Oct	Nov	Dec	Thru Oct	% Change	Total
Total	2024	60	55	115	77	48	74	36	49	70	57	-	-	641	3%	641
	2023	87	60	71	60	50	27	46	84	68	69	93	130	622	▲	845
Civil	2024	7	5	7	10	10	8	6	5	8	10	-	-	76	-16%	76
	2023	17	6	11	8	8	2	11	8	13	6	15	10	90	▼	115
Criminal	2024	13	11	66	34	13	33	9	26	42	17	-	-	264	19%	264
	2023	32	22	13	29	11	12	11	38	18	35	35	33	221	▲	289
Concealed Handgun Permits	2024	15	23	27	23	16	17	11	10	12	20	-	-	174	-17%	174
	2023	31	22	35	17	17	10	13	27	21	17	32	12	210	▼	254
Miscellaneous/ Other	2024	24	16	15	10	9	16	9	8	8	10	-	-	125	24%	125
	2023	7	10	12	6	14	3	11	11	16	11	11	75	101	▲	187
Others	2024	1	-	-	-	-	-	-	1	-	-	-	-	2	2	2
	2023	-	-	-	-	-	-	-	-	-	-	-	-	0	↔	0

Dispositions by Case Category

Case Categories		Jan	Feb	Mar	Apr	May	Jun	Jul	Aug	Sep	Oct	Nov	Dec	Thru Oct	% Change	Total
Administrative Law	2024	-	-	-	-	-	-	-	-	-	-	-	-	0	-100%	0
	2023	-	-	-	-	-	-	2	-	-	-	-	-	2	▼	2
Capital Murder	2024	-	-	-	-	-	-	-	-	-	-	-	-	0	-100%	0
	2023	-	-	1	-	-	-	-	-	-	-	-	-	1	▼	1
Contested Divorce	2024	1	2	3	1	-	-	-	-	1	-	-	-	8	60%	8
	2023	-	1	1	1	1	-	-	1	-	-	1	2	5	▲	8
Domestic and Family - Level 1	2024	1	-	2	1	-	-	3	1	1	2	-	-	11	-45%	11
	2023	7	-	-	-	1	-	4	1	6	1	6	-	20	▼	26
Domestic and Family - Level 2	2024	-	-	-	2	2	2	1	-	1	1	-	-	9	0%	9
	2023	3	-	2	-	1	-	1	1	1	-	-	-	9	↔	9
Felonies and Related Matters	2024	9	9	62	25	11	24	7	24	36	13	-	-	220	31%	220
	2023	22	17	10	25	9	8	7	28	11	31	29	28	168	▲	225
General Civil - Level 1	2024	-	-	-	-	-	1	-	-	-	-	-	-	1	-50%	1
	2023	1	-	-	1	-	-	-	-	-	-	-	-	2	▼	2
General Civil - Level 2	2024	-	1	-	1	-	-	-	-	1	-	-	-	3	-75%	3
	2023	1	2	-	1	-	2	-	1	2	3	2	2	12	▼	16
General Civil - Level 3	2024	2	2	3	1	7	1	1	1	1	3	-	-	22	69%	22
	2023	-	1	1	1	-	-	4	4	1	1	4	1	13	▲	18
Miscellaneous Civil	2024	19	30	30	28	17	25	15	17	16	26	-	-	223	-16%	223
	2023	32	30	43	18	26	12	19	33	32	22	41	19	267	▼	327
Misdemeanor	2024	5	-	3	9	2	8	1	2	6	4	-	-	40	-7%	40
	2023	8	4	1	3	2	2	4	10	5	4	6	3	43	▼	52
Other	2024	20	9	9	6	8	9	6	1	4	4	-	-	76	62%	76
	2023	7	2	6	5	5	1	5	5	5	6	2	68	47	▲	117
Other Criminally Related Matters	2024	-	2	1	-	-	1	1	2	-	-	-	-	7	-30%	7
	2023	2	1	1	1	-	2	-	-	3	-	1	2	10	▼	13
Probates/Wills & Trusts - Level 1	2024	-	-	-	-	-	-	-	-	-	-	-	-	0	-100%	0
	2023	-	-	-	-	-	1	-	-	-	-	-	-	1	▼	1
Probates/Wills & Trusts - Level 2	2024	-	-	-	2	-	1	-	1	-	-	-	-	4	0%	4
	2023	1	-	1	-	-	-	-	-	1	1	-	1	4	↔	5
Uncontested Divorce	2024	3	-	2	1	1	2	1	-	3	4	-	-	17	-6%	17
	2023	3	2	4	4	4	-	-	-	1	-	1	4	18	▼	23

Dashboard		Monthly Dispositions Summary		Jan --- Oct Dispositions					
<p>Court: Cumberland Circuit Start/End Date: Jan-23 / Oct-24 2023 Average Month: 53 Jan-Oct 2023: 554 Dispositions Trending: ▼</p>	<p>Circuit/Court ID: 10 210049 Type of Case: Dispositions 2024 Average Month: 52 Jan-Oct 2024 : 515 Overall AVG. Month: 52</p>	<p style="font-weight: bold; font-size: 1.2em;">Jan 23 - Oct 24</p>		<table border="1" style="margin: auto;"> <tr> <td style="text-align: center; width: 50px;">515</td> <td style="text-align: center; width: 50px;">554</td> </tr> <tr> <td style="text-align: center; width: 50px;">2024</td> <td style="text-align: center; width: 50px;">2023</td> </tr> </table>		515	554	2024	2023
515	554								
2024	2023								

Dispositions by Division																
Divisions		Jan	Feb	Mar	Apr	May	Jun	Jul	Aug	Sep	Oct	Nov	Dec	Thru Oct	% Change	Total
Total	2024	49	56	73	57	56	31	35	59	52	47	-	-	515	-7%	515
	2023	71	60	65	43	62	61	29	68	44	51	43	40	554	▼	637
Civil	2024	1	6	5	5	4	5	6	5	6	7	-	-	50	-18%	50
	2023	9	2	9	5	6	8	6	4	5	7	4	2	61	▼	67
Criminal	2024	12	10	27	22	24	11	3	13	19	6	-	-	147	-23%	147
	2023	27	7	22	13	34	20	7	31	13	17	12	4	191	▼	207
Concealed Handgun Permits	2024	24	23	27	18	23	10	14	26	19	20	-	-	204	-5%	204
	2023	24	41	26	19	17	17	10	24	18	19	20	23	215	▼	258
Miscellaneous/ Other	2024	12	17	14	12	5	5	11	15	8	13	-	-	112	29%	112
	2023	11	10	8	6	5	16	6	9	8	8	7	11	87	▲	105
Others	2024	-	-	-	-	-	-	1	-	-	1	-	-	2	2	2
	2023	-	-	-	-	-	-	-	-	-	-	-	-	0	↔	0

Dispositions by Case Category																
Case Categories		Jan	Feb	Mar	Apr	May	Jun	Jul	Aug	Sep	Oct	Nov	Dec	Thru Oct	% Change	Total
Contested Divorce	2024	1	-	-	1	-	1	-	-	-	1	1	-	5	-17%	5
	2023	-	1	1	1	-	2	1	-	-	-	-	1	6	▼	7
Domestic and Family - Level 1	2024	-	4	3	-	-	2	1	-	2	-	-	-	12	200%	12
	2023	-	-	-	-	-	-	1	-	2	1	-	-	4	▲	4
Domestic and Family - Level 2	2024	-	-	-	-	-	-	-	-	-	-	-	-	0	-100%	0
	2023	1	-	-	-	-	3	-	-	1	-	-	-	5	▼	5
Felonies and Related Matters	2024	12	7	21	14	21	5	1	7	12	5	-	-	105	-3%	105
	2023	15	2	13	6	19	13	1	19	11	9	8	4	108	▼	120
General Civil - Level 2	2024	-	2	-	-	-	1	1	-	1	1	-	-	6	-14%	6
	2023	1	-	-	-	1	2	1	-	1	1	-	-	7	▼	7
General Civil - Level 3	2024	-	-	-	2	2	-	3	3	1	4	-	-	15	7%	15
	2023	4	-	3	2	2	1	2	-	-	-	1	-	14	▲	15
Miscellaneous Civil	2024	30	26	33	22	27	12	17	33	23	22	-	-	245	-10%	245
	2023	32	47	31	23	20	27	15	32	21	25	26	33	273	▼	332
Misdemeanor	2024	-	3	6	8	2	6	1	6	6	1	-	-	39	-40%	39
	2023	12	5	4	5	12	6	1	12	1	7	3	-	65	▼	68
Other	2024	6	13	8	8	1	3	8	8	4	12	-	-	71	145%	71
	2023	3	4	3	1	2	5	1	1	5	4	1	1	29	▲	31
Other Criminally Related Matters	2024	-	-	-	-	1	-	1	-	1	-	-	-	3	-83%	3
	2023	-	-	5	2	3	1	5	-	1	1	1	-	18	▼	19
Probates/Wills & Trusts - Level 2	2024	-	-	1	-	-	1	1	1	-	-	-	-	4	100%	4
	2023	-	-	1	-	-	-	-	-	-	1	-	-	2	▲	2
Uncontested Divorce	2024	-	1	1	2	2	-	1	1	1	1	-	-	10	-57%	10
	2023	3	1	4	3	3	1	1	4	1	2	3	1	23	▼	27


This report reflects the case management system. Numbers will update as reports are refreshed and posted. The case types reported may not necessitate judicial involvement.

Dashboard

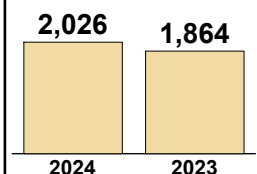
Court: Halifax Circuit
Start/End Date: Jan-23 / Oct-24
2023 Average Month: 193
Jan-Oct 2023: 1,864
Dispositions Trending: ▲

Circuit/Court ID: 10 210083
Type of Case: Dispositions
2024 Average Month: 203
Jan-Oct 2024 : 2,026
Overall AVG. Month: 197

Monthly Dispositions Summary



Jan --- Oct Dispositions



Dispositions by Division

Divisions		Jan	Feb	Mar	Apr	May	Jun	Jul	Aug	Sep	Oct	Nov	Dec	Thru Oct	% Change	Total
Total	2024	223	196	260	158	229	157	141	245	177	240	-	-	2,026	9%	2,026
	2023	192	208	202	216	165	220	210	186	122	143	268	181	1,864	▲	2,313
Civil	2024	20	11	32	16	23	15	18	38	28	24	-	-	225	24%	225
	2023	14	17	25	20	18	20	25	22	7	14	16	16	182	▲	214
Criminal	2024	112	106	127	74	116	75	54	103	75	111	-	-	953	26%	953
	2023	46	82	63	111	77	98	93	64	67	53	173	103	754	▲	1,030
Concealed Handgun Permits	2024	72	62	67	43	63	39	41	49	48	73	-	-	557	-15%	557
	2023	104	82	81	50	51	62	58	65	37	67	67	51	657	▼	775
Miscellaneous/ Other	2024	19	17	34	25	27	28	28	55	26	32	-	-	291	7%	291
	2023	28	27	33	35	19	40	34	35	11	9	11	9	271	▲	291
Others	2024	-	-	-	-	-	-	-	-	-	-	-	-	0	0	0
	2023	-	-	-	-	-	-	-	-	-	-	1	2	0	↔	3

Dispositions by Case Category

Case Categories		Jan	Feb	Mar	Apr	May	Jun	Jul	Aug	Sep	Oct	Nov	Dec	Thru Oct	% Change	Total
Administrative Law	2024	-	-	-	-	-	-	-	-	-	-	-	-	0	-100%	0
	2023	-	-	-	2	1	-	1	-	1	-	-	-	-	5	▼
Contested Divorce	2024	1	2	2	3	2	1	1	4	2	3	-	-	21	-28%	21
	2023	-	4	4	4	3	7	4	1	1	1	-	5	29	▼	34
Domestic and Family - Level 1	2024	3	1	7	3	1	1	3	14	4	2	-	-	39	457%	39
	2023	-	1	-	-	2	1	1	1	-	1	1	-	7	▲	8
Domestic and Family - Level 2	2024	1	-	6	-	-	-	-	2	-	-	-	-	9	-25%	9
	2023	2	-	1	2	-	-	3	-	-	4	-	-	12	▼	12
Felonies and Related Matters	2024	72	86	69	53	82	48	33	71	52	86	-	-	652	37%	652
	2023	28	56	36	75	51	54	61	36	40	38	144	29	475	▲	648
General Civil - Level 1	2024	-	-	-	1	-	1	-	-	-	1	-	-	3	50%	3
	2023	1	-	1	-	-	-	-	-	-	-	-	-	2	▲	2
General Civil - Level 2	2024	3	1	3	3	4	6	4	2	4	5	-	-	35	6%	35
	2023	2	2	8	3	6	4	4	4	-	-	7	1	33	▲	41
General Civil - Level 3	2024	4	2	12	1	6	4	1	7	8	3	-	-	48	26%	48
	2023	10	1	4	3	-	2	6	7	1	4	2	4	38	▲	44
Miscellaneous Civil	2024	84	72	79	52	69	49	53	67	57	88	-	-	670	-10%	670
	2023	111	87	90	61	59	73	72	71	47	76	77	59	747	▼	883
Misdemeanor	2024	40	18	47	19	18	26	18	30	24	24	-	-	264	22%	264
	2023	18	17	25	35	17	34	27	16	21	7	27	74	217	▲	318
Other	2024	7	6	17	14	20	16	16	35	17	16	-	-	164	-5%	164
	2023	19	22	23	23	10	28	19	29	-	-	2	2	173	▼	177
Other Criminally Related Matters	2024	1	3	11	2	16	1	3	2	-	1	-	-	40	-39%	40
	2023	-	11	2	1	11	10	5	12	6	8	2	-	66	▼	68
Probates/Wills & Trusts - Level 1	2024	-	-	-	-	-	-	-	1	-	-	-	-	1	0%	1
	2023	-	-	-	-	-	-	-	-	-	1	-	-	1	↔	1
Probates/Wills & Trusts - Level 2	2024	1	1	-	-	2	-	3	-	-	-	-	-	7	40%	7
	2023	-	1	-	-	-	1	1	1	1	-	1	2	5	▲	8
Protective Orders	2024	-	-	1	-	-	-	2	-	-	-	-	-	3	200%	3
	2023	-	-	-	-	1	-	-	-	-	-	-	-	1	▲	1
Uncontested Divorce	2024	6	4	6	7	9	4	4	10	9	11	-	-	70	32%	70
	2023	1	6	8	7	4	6	6	8	4	3	5	5	53	▲	63

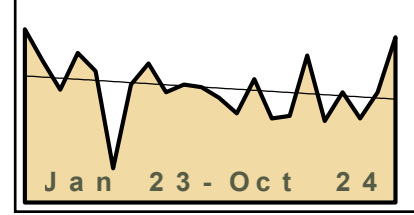
This report reflects the case management system. Numbers will update as reports are refreshed and posted. The case types reported may not necessitate judicial involvement.

Dashboard

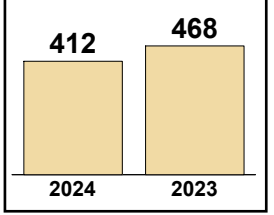
Court: Lunenburg Circuit
Start/End Date: Jan-23 / Oct-24
2023 Average Month: 46
Jan-Oct 2023: 468
Dispositions Trending: ▼

Circuit/Court ID: 10 210111
Type of Case: Dispositions
2024 Average Month: 41
Jan-Oct 2024 : 412
Overall AVG. Month: 44

Monthly Dispositions Summary



Jan --- Oct Dispositions



Dispositions by Division

Divisions		Jan	Feb	Mar	Apr	May	Jun	Jul	Aug	Sep	Oct	Nov	Dec	Thru Oct	% Change	Total
Total	2024	34	47	32	33	56	31	42	32	42	63	-	-	412	-12%	412
	2023	66	54	43	57	50	13	45	53	42	45	44	40	468	▼	552
Civil	2024	-	-	-	-	-	-	-	-	-	1	-	-	1	-83%	1
	2023	2	-	-	1	1	-	1	1	-	-	1	-	6	▼	7
Criminal	2024	14	21	14	24	21	16	12	22	12	30	-	-	186	-23%	186
	2023	27	35	14	29	32	3	18	22	29	32	19	26	241	▼	286
Concealed Handgun Permits	2024	15	26	18	9	35	15	29	10	30	32	-	-	219	4%	219
	2023	36	19	29	27	12	10	26	26	13	13	24	13	211	▲	248
Miscellaneous/ Other	2024	5	-	-	-	-	-	1	-	-	-	-	-	6	-40%	6
	2023	1	-	-	-	5	-	-	4	-	-	-	1	10	▼	11

Dispositions by Case Category


Case Categories		Jan	Feb	Mar	Apr	May	Jun	Jul	Aug	Sep	Oct	Nov	Dec	Thru Oct	% Change	Total
Domestic and Family - Level 1	2024	-	-	-	-	-	-	-	-	-	-	-	-	0	-100%	0
	2023	1	-	-	-	-	-	-	-	-	-	-	-	1	▼	1
Domestic and Family - Level 2	2024	-	-	-	-	-	-	-	-	-	1	-	-	1	0%	1
	2023	-	-	-	1	-	-	-	-	-	-	-	-	1	↔	1
Felonies and Related Matters	2024	8	19	13	17	16	16	8	15	12	24	-	-	148	-30%	148
	2023	22	27	13	26	27	3	18	16	27	32	14	18	211	▼	243
General Civil - Level 1	2024	-	-	-	-	-	-	-	-	-	-	-	-	0	-100%	0
	2023	-	-	-	-	1	-	-	-	-	-	-	-	1	▼	1
General Civil - Level 2	2024	1	-	-	-	-	-	-	-	-	-	-	-	1	-80%	1
	2023	1	-	-	-	2	-	-	2	-	-	-	-	5	▼	5
General Civil - Level 3	2024	-	-	-	-	-	-	-	-	-	-	-	-	0	-100%	0
	2023	-	-	-	-	2	-	-	1	-	-	-	-	3	▼	3
Miscellaneous Civil	2024	19	26	18	9	35	15	30	10	30	32	-	-	224	5%	224
	2023	36	19	29	27	13	10	26	27	13	13	24	14	213	▲	251
Misdemeanor	2024	5	2	1	7	3	-	3	2	-	6	-	-	29	12%	29
	2023	4	7	-	3	5	-	-	6	1	-	5	5	26	▲	36
Other Criminally Related Matters	2024	1	-	-	-	2	-	1	5	-	-	-	-	9	125%	9
	2023	1	1	1	-	-	-	-	-	1	-	-	3	4	▲	7
Probates/Wills & Trusts - Level 1	2024	-	-	-	-	-	-	-	-	-	-	-	-	0	-100%	0
	2023	1	-	-	-	-	-	-	-	-	-	-	-	1	▼	1
Uncontested Divorce	2024	-	-	-	-	-	-	-	-	-	-	-	-	0	-100%	0
	2023	-	-	-	-	-	-	1	1	-	-	1	-	2	▼	3

Dashboard

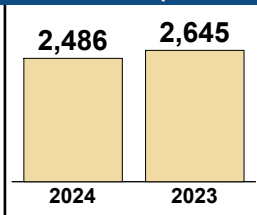
Court: Mecklenburg Circuit
Start/End Date: Jan-23 / Oct-24
2023 Average Month: 254
Jan-Oct 2023: 2,645
Dispositions Trending: ▼

Circuit/Court ID: 10 210117
Type of Case: Dispositions
2024 Average Month: 249
Jan-Oct 2024 : 2,486
Overall AVG. Month: 252

Monthly Dispositions Summary



Jan --- Oct Dispositions



Dispositions by Division

Divisions		Jan	Feb	Mar	Apr	May	Jun	Jul	Aug	Sep	Oct	Nov	Dec	Thru Oct	% Change	Total
Total	2024	236	268	224	301	242	315	248	233	162	257	-	-	2,486	-6%	2,486
	2023	319	222	377	272	294	290	148	217	263	243	217	189	2,645	▼	3,051
Civil	2024	35	37	36	43	33	128	39	27	57	25	-	-	460	5%	460
	2023	35	33	83	45	41	49	39	36	46	33	34	42	440	▲	516
Criminal	2024	113	105	92	171	103	120	128	106	65	131	-	-	1,134	0%	1,134
	2023	146	63	165	100	133	141	65	78	140	105	114	73	1,136	▼	1,323
Concealed Handgun Permits	2024	55	81	61	53	67	31	38	75	21	79	-	-	561	-18%	561
	2023	99	84	74	88	76	63	19	69	40	68	47	34	680	▼	761
Miscellaneous/ Other	2024	32	44	33	34	39	35	40	24	19	22	-	-	322	-16%	322
	2023	38	40	55	39	44	37	25	34	36	37	22	40	385	▼	447
Others	2024	1	1	2	-	-	1	3	1	-	-	-	-	9	125%	9
	2023	1	2	-	-	-	-	-	-	1	-	-	-	4	▲	4

Dispositions by Case Category

Case Categories		Jan	Feb	Mar	Apr	May	Jun	Jul	Aug	Sep	Oct	Nov	Dec	Thru Oct	% Change	Total
Administrative Law	2024	-	-	-	-	-	-	-	-	-	1	-	-	1	-67%	1
	2023	-	1	-	-	-	-	-	1	-	-	-	-	3	▼	3
Capital Murder	2024	-	-	-	-	-	-	-	-	-	-	-	-	0	-100%	0
	2023	-	1	6	-	-	6	-	-	-	-	-	-	13	▼	13
Contested Divorce	2024	12	12	5	5	3	7	8	6	11	4	-	-	73	-30%	73
	2023	7	8	13	17	13	12	9	8	11	6	5	7	104	▼	116
Domestic and Family - Level 1	2024	1	4	-	4	2	-	2	3	7	-	-	-	23	-51%	23
	2023	6	4	5	3	2	3	4	3	12	5	9	2	47	▼	58
Domestic and Family - Level 2	2024	2	1	2	-	-	1	-	-	-	1	-	-	7	-22%	7
	2023	3	1	1	-	-	1	-	2	1	-	1	-	9	▼	10
Felonies and Related Matters	2024	78	72	46	134	80	69	66	65	44	96	-	-	750	0%	750
	2023	106	42	86	86	67	98	39	52	106	66	82	55	748	▲	885
General Civil - Level 1	2024	-	1	-	1	-	1	1	1	-	-	-	-	5	25%	5
	2023	-	-	-	-	-	2	1	1	-	-	-	-	4	▲	4
General Civil - Level 2	2024	2	6	2	2	2	2	7	3	8	4	-	-	38	41%	38
	2023	3	2	3	1	1	5	4	4	3	1	3	9	27	▲	39
General Civil - Level 3	2024	-	-	4	3	2	97	3	2	3	1	-	-	115	140%	115
	2023	-	-	34	4	3	3	1	1	1	1	1	5	48	▲	54
Miscellaneous Civil	2024	62	98	72	62	79	41	55	89	29	93	-	-	680	-16%	680
	2023	111	90	91	107	88	79	25	84	56	83	51	62	814	▼	927
Misdemeanor	2024	25	22	43	24	17	46	60	35	14	27	-	-	313	3%	313
	2023	38	17	62	14	35	33	17	21	30	36	28	18	303	▲	349
Other	2024	27	25	23	24	29	27	26	10	8	7	-	-	206	-15%	206
	2023	27	36	37	19	31	18	15	19	19	22	17	12	243	▼	272
Other Criminally Related Matters	2024	10	11	3	13	6	5	2	6	7	8	-	-	71	-3%	71
	2023	2	3	11	-	32	4	9	5	4	3	4	-	73	▼	77
Probates/Wills & Trusts - Level 1	2024	-	1	-	-	-	1	-	2	-	-	-	-	4	-50%	4
	2023	1	-	2	-	1	1	-	2	1	-	-	-	8	▼	8
Probates/Wills & Trusts - Level 2	2024	-	2	1	-	-	2	-	-	-	2	-	-	7	-13%	7
	2023	1	2	3	-	-	1	1	-	-	-	-	5	8	▼	13
Protective Orders	2024	-	-	-	-	-	-	-	-	-	-	-	-	0	-100%	0
	2023	-	-	-	-	1	-	-	-	-	-	-	-	1	▼	1
Uncontested Divorce	2024	17	13	23	29	22	16	18	11	30	14	-	-	193	1%	193
	2023	14	15	23	21	20	24	23	14	19	19	16	14	192	▲	222

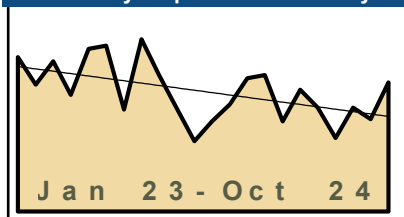
This report reflects the case management system. Numbers will update as reports are refreshed and posted. The case types reported may not necessitate judicial involvement.

Dashboard

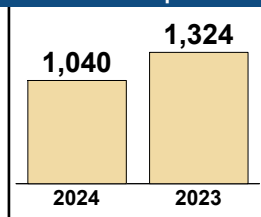
Court: Prince Edward Circuit
Start/End Date: Jan-23 / Oct-24
2023 Average Month: 123
Jan-Oct 2023: 1,324
Dispositions Trending: ▼

Circuit/Court ID: 10 210147
Type of Case: Dispositions
2024 Average Month: 104
Jan-Oct 2024 : 1,040
Overall AVG. Month: 114

Monthly Dispositions Summary



Jan --- Oct Dispositions



Dispositions by Division

Divisions		Jan	Feb	Mar	Apr	May	Jun	Jul	Aug	Sep	Oct	Nov	Dec	Thru Oct	% Change	Total
Total	2024	102	127	130	86	116	99	70	99	88	123	-	-	1,040	-21%	1,040
	2023	147	121	143	111	155	158	97	164	130	98	67	86	1,324	▼	1,477
Civil	2024	12	18	7	8	15	12	9	16	5	13	-	-	115	5%	115
	2023	15	6	8	6	8	26	13	7	11	10	6	7	110	▲	123
Criminal	2024	30	56	82	37	62	54	34	29	39	57	-	-	480	-30%	480
	2023	66	49	79	58	94	74	44	101	81	40	27	43	686	▼	756
Concealed Handgun Permits	2024	36	32	20	15	23	22	11	34	25	19	-	-	237	-21%	237
	2023	30	53	35	28	28	21	14	32	22	36	21	24	299	▼	344
Miscellaneous/ Other	2024	24	21	21	26	16	11	16	20	19	34	-	-	208	-9%	208
	2023	36	13	21	19	25	37	26	24	16	12	13	12	229	▼	254

Dispositions by Case Category

Case Categories		Jan	Feb	Mar	Apr	May	Jun	Jul	Aug	Sep	Oct	Nov	Dec	Thru Oct	% Change	Total
Administrative Law	2024	-	-	-	-	1	-	-	-	-	-	-	-	1	0%	1
	2023	-	-	1	-	-	-	-	-	-	-	-	-	1	↔	1
Capital Murder	2024	-	-	-	-	-	-	-	-	-	-	-	-	0	-100%	0
	2023	1	-	-	-	-	1	-	-	-	-	-	-	2	▼	2
Contested Divorce	2024	-	1	-	1	2	2	1	2	-	2	-	-	11	-21%	11
	2023	1	2	3	-	2	1	2	1	1	1	-	2	14	▼	16
Domestic and Family - Level 1	2024	2	3	-	-	2	-	-	-	-	1	-	-	8	-27%	8
	2023	3	1	-	2	-	-	2	-	1	2	1	1	11	▼	13
Domestic and Family - Level 2	2024	-	-	1	-	2	-	-	1	-	-	-	-	4	4	4
	2023	-	-	-	-	-	-	-	-	-	-	-	-	0	↔	0
Felonies and Related Matters	2024	19	38	59	29	45	32	26	21	23	35	-	-	327	-31%	327
	2023	45	36	54	50	80	50	24	46	63	25	21	27	473	▼	521
General Civil - Level 1	2024	-	1	1	-	-	-	-	-	-	-	-	-	2	100%	2
	2023	-	-	1	-	-	-	-	-	-	-	-	1	1	▲	2
General Civil - Level 2	2024	6	6	1	2	2	3	3	4	2	2	-	-	31	55%	31
	2023	1	1	1	-	2	9	1	2	2	1	1	1	20	▲	22
General Civil - Level 3	2024	2	2	1	2	4	-	1	2	-	2	-	-	16	-11%	16
	2023	3	1	1	-	-	8	1	2	-	2	-	1	18	▼	19
Miscellaneous Civil	2024	44	41	34	24	27	30	18	45	34	33	-	-	330	-15%	330
	2023	36	56	42	36	36	38	25	44	31	42	22	25	386	▼	433
Misdemeanor	2024	11	11	21	8	17	21	6	6	13	21	-	-	135	-30%	135
	2023	17	13	25	8	14	19	17	53	15	13	5	11	194	▼	210
Other	2024	14	13	7	17	12	3	10	8	10	20	-	-	114	-19%	114
	2023	30	9	14	11	17	16	17	12	8	7	13	10	141	▼	164
Other Criminally Related Matters	2024	-	7	2	-	-	1	2	2	3	4	-	-	21	17%	21
	2023	3	-	-	-	-	5	3	2	3	2	1	5	18	▲	24
Probates/Wills & Trusts - Level 1	2024	-	-	-	-	-	-	-	-	-	-	-	-	0	-100%	0
	2023	1	-	-	-	-	-	-	-	-	-	-	-	1	▼	1
Probates/Wills & Trusts - Level 2	2024	1	1	-	-	-	4	-	2	-	1	-	-	9	80%	9
	2023	1	1	-	-	1	1	-	-	1	-	-	1	5	▲	6
Protective Orders	2024	-	-	-	-	-	-	-	3	-	-	-	-	3	50%	3
	2023	1	-	-	-	-	-	-	-	1	-	-	2	2	▲	4
Uncontested Divorce	2024	3	3	3	3	2	3	3	3	3	2	-	-	28	-24%	28
	2023	4	1	1	4	3	10	5	2	4	3	2	-	37	▼	39

This report reflects the case management system. Numbers will update as reports are refreshed and posted. The case types reported may not necessitate judicial involvement.

CPSS-CCMS-10.11 CASELOAD STATISTICS OF THE CIRCUIT COURTS

Amelia

January 2023 -- October 2024 Dispositions

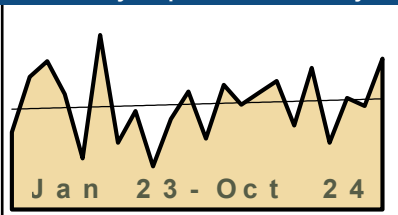
Alexandria and Fairfax Circuit are not Included in State Totals

Dashboard

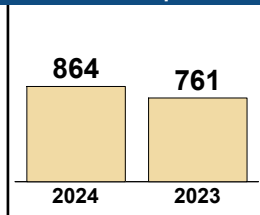
Court: Amelia Circuit
Start/End Date: Jan-23 / Oct-24
2023 Average Month: 75
Jan-Oct 2023: 761
Dispositions Trending: ▲

Circuit/Court ID: 11 211007
Type of Case: Dispositions
2024 Average Month: 86
Jan-Oct 2024 : 864
Overall AVG. Month: 80

Monthly Dispositions Summary



Jan --- Oct Dispositions



Dispositions by Division

Divisions		Jan	Feb	Mar	Apr	May	Jun	Jul	Aug	Sep	Oct	Nov	Dec	Thru Oct	% Change	Total
Total	2024	95	80	89	98	64	108	51	85	79	115	-	-	864	14%	864
	2023	59	101	113	88	39	133	51	75	33	69	90	54	761	▲	905
Civil	2024	6	4	10	9	7	14	6	9	7	8	-	-	80	-7%	80
	2023	6	10	9	10	5	19	6	12	1	8	4	11	86	▼	101
Criminal	2024	21	19	27	30	36	41	12	25	38	18	-	-	267	6%	267
	2023	18	29	30	38	7	64	5	25	6	30	32	14	252	▲	298
Concealed Handgun Permits	2024	61	36	37	45	14	39	22	32	24	79	-	-	389	23%	389
	2023	26	47	58	31	22	33	32	27	22	19	50	16	317	▲	383
Miscellaneous/ Other	2024	6	21	15	14	7	14	11	19	10	10	-	-	127	20%	127
	2023	9	15	16	9	5	17	8	11	4	12	4	13	106	▲	123
Others	2024	1	-	-	-	-	-	-	-	-	-	-	-	1	1	1
	2023	-	-	-	-	-	-	-	-	-	-	-	-	0	↔	0

Dispositions by Case Category

Case Categories		Jan	Feb	Mar	Apr	May	Jun	Jul	Aug	Sep	Oct	Nov	Dec	Thru Oct	% Change	Total
Administrative Law	2024	-	-	-	-	-	-	-	-	-	-	-	-	0	-100%	0
	2023	-	-	-	-	-	-	-	1	-	-	-	-	1	▼	1
Contested Divorce	2024	4	-	1	2	-	3	-	2	-	3	-	-	15	36%	15
	2023	-	1	-	1	1	6	-	2	-	-	-	2	11	▲	13
Domestic and Family - Level 1	2024	-	-	1	-	-	2	-	3	2	1	-	-	9	80%	9
	2023	-	-	-	1	-	1	3	-	-	-	-	3	5	▲	8
Domestic and Family - Level 2	2024	-	-	-	-	-	1	-	-	-	-	-	-	1	-50%	1
	2023	1	-	1	-	-	-	-	-	-	-	-	-	2	▼	2
Felonies and Related Matters	2024	14	10	18	23	31	27	11	13	12	10	-	-	169	-6%	169
	2023	14	16	18	33	3	53	2	12	3	25	21	8	179	▼	208
General Civil - Level 1	2024	-	-	-	1	-	1	-	-	-	-	-	-	2	100%	2
	2023	-	-	-	-	-	-	-	1	-	-	-	-	1	▲	1
General Civil - Level 2	2024	-	1	2	-	2	3	1	2	5	3	-	-	19	-32%	19
	2023	2	5	6	1	1	4	2	5	1	1	2	4	28	▼	34
General Civil - Level 3	2024	2	2	4	2	2	1	4	-	3	-	-	-	20	54%	20
	2023	4	2	1	1	-	1	1	-	-	3	-	2	13	▲	15
Miscellaneous Civil	2024	65	45	49	52	19	47	28	41	26	83	-	-	455	20%	455
	2023	31	53	61	37	26	45	38	33	26	28	51	25	378	▲	454
Misdemeanor	2024	6	9	8	6	4	14	-	12	21	7	-	-	87	19%	87
	2023	4	12	13	5	3	14	2	13	2	5	10	4	73	▲	87
Other	2024	2	9	1	5	1	6	4	9	4	6	-	-	47	34%	47
	2023	2	5	10	5	-	5	1	5	-	2	3	2	35	▲	40
Other Criminally Related Matters	2024	1	-	1	2	1	-	1	-	5	1	-	-	12	71%	12
	2023	-	1	1	-	1	1	1	1	1	-	1	2	7	▲	10
Probates/Wills & Trusts - Level 1	2024	-	-	1	-	-	1	-	-	-	-	-	-	2	100%	2
	2023	-	-	-	-	-	-	-	-	-	-	1	-	1	▲	1
Probates/Wills & Trusts - Level 2	2024	-	-	1	-	-	1	-	-	-	-	-	-	2	-67%	2
	2023	-	1	2	-	-	-	-	-	-	3	-	1	6	▼	7
Uncontested Divorce	2024	1	4	2	5	4	1	2	3	1	1	-	-	24	14%	24
	2023	1	5	-	4	4	3	1	2	-	1	2	1	21	▲	24


This report reflects the case management system. Numbers will update as reports are refreshed and posted. The case types reported may not necessitate judicial involvement.

Dashboard

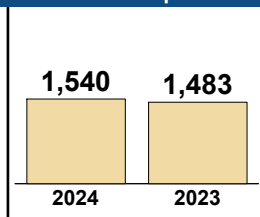
Court: Dinwiddie Circuit
Start/End Date: Jan-23 / Oct-24
2023 Average Month: 147
Jan-Oct 2023: 1,483
Dispositions Trending: ▲

Circuit/Court ID: 11 211053
Type of Case: Dispositions
2024 Average Month: 154
Jan-Oct 2024 : 1,540
Overall AVG. Month: 150

Monthly Dispositions Summary



Jan --- Oct Dispositions



Dispositions by Division

Divisions		Jan	Feb	Mar	Apr	May	Jun	Jul	Aug	Sep	Oct	Nov	Dec	Thru Oct	% Change	Total
Total	2024	164	142	175	120	199	107	101	135	209	188	-	-	1,540	4%	1,540
	2023	161	147	227	191	138	136	118	147	100	118	153	124	1,483	▲	1,760
Civil	2024	32	23	17	32	15	16	20	14	30	20	-	-	219	9%	219
	2023	14	26	29	22	16	13	17	28	13	23	17	16	201	▲	234
Criminal	2024	59	49	67	25	100	45	26	50	123	45	-	-	589	12%	589
	2023	71	51	68	74	54	65	42	31	43	27	61	47	526	▲	634
Concealed Handgun Permits	2024	60	62	80	46	63	39	45	55	39	102	-	-	591	-4%	591
	2023	65	55	120	74	55	46	40	68	38	54	64	46	615	▼	725
Miscellaneous/ Other	2024	13	8	11	17	21	7	9	15	17	21	-	-	139	-1%	139
	2023	11	15	10	21	13	12	19	20	6	14	10	15	141	▼	166
Others	2024	-	-	-	-	-	-	1	1	-	-	-	-	2	2	2
	2023	-	-	-	-	-	-	-	-	-	-	1	-	0	↔	1

Dispositions by Case Category

Case Categories		Jan	Feb	Mar	Apr	May	Jun	Jul	Aug	Sep	Oct	Nov	Dec	Thru Oct	% Change	Total
Administrative Law	2024	-	-	-	-	-	-	-	1	-	-	-	-	1	1	1
	2023	-	-	-	-	-	-	-	-	-	-	-	-	0	↔	0
Capital Murder	2024	-	-	-	-	-	-	1	-	2	-	-	-	3	200%	3
	2023	-	-	-	-	-	-	-	-	-	-	1	-	1	▲	1
Contested Divorce	2024	2	3	1	1	-	1	2	-	2	4	-	-	16	-6%	16
	2023	3	4	1	1	4	1	1	-	1	1	-	2	17	▼	19
Domestic and Family - Level 1	2024	4	1	1	12	1	1	2	4	-	2	-	-	28	12%	28
	2023	4	1	7	1	-	1	2	7	2	-	-	2	25	▲	27
Domestic and Family - Level 2	2024	3	-	-	3	5	2	1	1	-	2	-	-	17	-26%	17
	2023	1	1	5	1	2	1	3	1	1	7	2	1	23	▼	26
Felonies and Related Matters	2024	30	15	42	13	70	18	8	25	89	17	-	-	327	11%	327
	2023	44	35	35	52	27	37	20	22	14	9	33	26	295	▲	354
General Civil - Level 1	2024	-	-	1	2	-	-	-	-	-	-	-	-	3	3	3
	2023	1	-	-	-	-	-	-	-	-	-	-	2	0	↔	2
General Civil - Level 2	2024	9	6	4	2	3	2	6	3	5	2	-	-	42	-2%	42
	2023	2	3	4	5	3	3	5	7	4	7	3	3	43	▼	49
General Civil - Level 3	2024	6	-	4	3	2	3	3	1	15	2	-	-	39	11%	39
	2023	1	5	4	12	3	3	1	5	-	1	6	5	35	▲	46
Miscellaneous Civil	2024	75	72	91	64	83	46	52	69	53	124	-	-	729	-3%	729
	2023	73	69	132	94	67	57	60	87	45	69	73	60	753	▼	886
Misdemeanor	2024	22	25	19	9	28	20	16	20	24	25	-	-	208	14%	208
	2023	20	11	26	21	23	23	13	10	24	11	26	16	182	▲	224
Other	2024	-	1	1	-	-	-	2	1	-	2	-	-	7	40%	7
	2023	-	3	-	-	-	-	-	-	1	1	2	1	5	▲	8
Other Criminally Related Matters	2024	7	9	6	3	3	7	1	5	8	4	-	-	53	-2%	53
	2023	7	7	8	1	4	5	9	2	5	6	2	5	54	▼	61
Probates/Wills & Trusts - Level 1	2024	-	1	-	1	-	-	1	-	-	-	-	-	3	3	3
	2023	-	-	-	-	-	-	-	-	-	-	-	-	0	↔	0
Probates/Wills & Trusts - Level 2	2024	-	1	2	2	-	2	2	-	4	1	-	-	14	100%	14
	2023	-	2	-	-	-	3	-	1	-	1	-	-	7	▲	7
Uncontested Divorce	2024	6	8	3	5	4	5	4	5	7	3	-	-	50	16%	50
	2023	6	6	5	3	5	2	4	5	3	4	6	1	43	▲	50

This report reflects the case management system. Numbers will update as reports are refreshed and posted. The case types reported may not necessitate judicial involvement.

CPSS-CCMS-10.11 CASELOAD STATISTICS OF THE CIRCUIT COURTS

Nottoway


January 2023 -- October 2024 Dispositions

Alexandria and Fairfax Circuit are not Included in State Totals

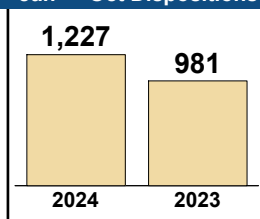
Dashboard

Court: Nottoway Circuit
Circuit/Court ID: 11 211135
Start/End Date: Jan-23 / Oct-24
Type of Case: Dispositions
2023 Average Month: 92
2024 Average Month: 123
Jan-Oct 2023: 981
Jan-Oct 2024 : 1,227
Dispositions Trending: ▲
Overall AVG. Month: 106

Monthly Dispositions Summary



Jan --- Oct Dispositions



Dispositions by Division

Divisions		Jan	Feb	Mar	Apr	May	Jun	Jul	Aug	Sep	Oct	Nov	Dec	Thru Oct	% Change	Total
Total	2024	120	128	145	154	118	116	69	109	155	113	-	-	1,227	25%	1,227
	2023	74	72	133	73	117	130	68	113	116	85	64	62	981	▲	1,107
Civil	2024	12	30	42	70	42	61	9	42	30	12	-	-	350	165%	350
	2023	16	10	14	6	15	12	22	12	15	10	13	6	132	▲	151
Criminal	2024	61	64	41	58	40	32	20	18	88	65	-	-	487	16%	487
	2023	15	20	48	31	65	75	12	57	66	30	12	28	419	▲	459
Concealed Handgun Permits	2024	36	23	42	14	26	12	24	25	24	29	-	-	255	-11%	255
	2023	31	29	48	25	25	34	19	30	17	29	19	21	287	▼	327
Miscellaneous/ Other	2024	11	11	20	12	10	11	16	24	13	7	-	-	135	-4%	135
	2023	11	13	23	10	12	9	15	14	18	16	20	7	141	▼	168
Others	2024	-	-	-	-	-	-	-	-	-	-	-	-	0	-100%	0
	2023	1	-	-	1	-	-	-	-	-	-	-	-	2	▼	2

Dispositions by Case Category

Case Categories		Jan	Feb	Mar	Apr	May	Jun	Jul	Aug	Sep	Oct	Nov	Dec	Thru Oct	% Change	Total
Administrative Law	2024	-	-	1	-	1	-	1	-	1	2	-	-	6	500%	6
	2023	-	-	-	1	-	-	-	-	-	-	-	1	1	▲	2
Capital Murder	2024	-	-	-	-	-	-	-	-	-	-	-	-	0	-100%	0
	2023	-	-	-	-	-	-	-	-	1	-	-	-	1	▼	1
Contested Divorce	2024	-	-	1	1	-	1	-	1	-	-	-	-	4	-60%	4
	2023	1	1	1	1	1	1	-	3	1	-	1	-	10	▼	11
Domestic and Family - Level 1	2024	1	1	4	-	-	-	-	-	1	-	-	-	7	-42%	7
	2023	-	-	-	-	-	-	5	-	6	1	-	-	12	▼	12
Domestic and Family - Level 2	2024	5	18	21	58	38	56	4	33	23	3	-	-	259	1,339%	259
	2023	2	3	-	1	4	2	-	5	1	-	-	2	18	▲	20
Felonies and Related Matters	2024	39	34	28	42	24	12	12	16	51	24	-	-	282	1%	282
	2023	11	11	27	22	29	59	7	37	55	21	8	22	279	▲	309
General Civil - Level 1	2024	-	-	-	-	-	-	-	-	-	-	-	-	0	-100%	0
	2023	1	-	-	-	-	-	1	-	-	-	-	-	1	▼	1
General Civil - Level 2	2024	1	3	6	3	-	1	1	-	1	3	-	-	19	-24%	19
	2023	2	-	5	1	1	4	3	3	4	2	5	2	25	▼	32
General Civil - Level 3	2024	3	5	6	7	2	3	3	2	2	1	1	5	34	17%	34
	2023	3	4	4	2	3	1	9	1	1	1	5	1	29	▲	35
Miscellaneous Civil	2024	42	30	59	23	33	19	30	37	33	33	-	-	339	-9%	339
	2023	40	38	62	31	35	37	28	38	26	37	30	22	372	▼	424
Misdemeanor	2024	22	28	13	14	14	20	4	2	35	5	-	-	157	47%	157
	2023	4	9	18	9	36	7	4	7	10	3	2	6	107	▲	115
Other	2024	4	4	2	2	1	4	9	12	3	2	-	-	43	-22%	43
	2023	5	4	8	4	2	6	5	4	8	9	9	5	55	▼	69
Other Criminally Related Matters	2024	-	2	-	2	2	-	4	-	2	36	-	-	48	26%	48
	2023	1	-	3	-	-	13	2	13	-	6	2	-	38	▲	40
Probates/Wills & Trusts - Level 1	2024	1	-	-	-	1	-	-	-	-	-	-	-	2	2	2
	2023	-	-	-	-	-	-	-	-	-	-	-	-	0	↔	0
Probates/Wills & Trusts - Level 2	2024	-	-	-	1	-	-	-	2	-	1	-	-	4	-56%	4
	2023	2	-	1	1	1	-	1	-	-	3	-	1	9	▼	10
Uncontested Divorce	2024	2	3	4	1	2	-	1	4	3	3	-	-	23	-4%	23
	2023	3	2	4	-	5	-	3	2	3	2	2	-	24	▼	26

This report reflects the case management system. Numbers will update as reports are refreshed and posted. The case types reported may not necessitate judicial involvement.

Dashboard		Monthly Dispositions Summary		Jan --- Oct Dispositions					
<p>Court: Powhatan Circuit Start/End Date: Jan-23 / Oct-24 2023 Average Month: 151 Jan-Oct 2023: 1,589 Dispositions Trending: ▼</p>	<p>Circuit/Court ID: 11 211145 Type of Case: Dispositions 2024 Average Month: 155 Jan-Oct 2024 : 1,548 Overall AVG. Month: 153</p>	<p>Jan 23 - Oct 24</p>		<table style="margin: auto;"> <tr> <td style="text-align: center; width: 50px;">1,548</td> <td style="text-align: center; width: 50px;">1,589</td> </tr> <tr> <td style="text-align: center;">2024</td> <td style="text-align: center;">2023</td> </tr> </table>		1,548	1,589	2024	2023
1,548	1,589								
2024	2023								

Dispositions by Division																
Divisions		Jan	Feb	Mar	Apr	May	Jun	Jul	Aug	Sep	Oct	Nov	Dec	Thru Oct	% Change	Total
Total	2024	160	157	191	178	149	144	148	130	111	180	-	-	1,548	-3%	1,548
	2023	157	157	200	122	121	211	141	182	127	171	124	99	1,589	▼	1,812
Civil	2024	11	11	25	19	16	23	21	15	8	15	-	-	164	-13%	164
	2023	14	16	15	13	12	34	17	25	17	25	9	15	188	▼	212
Criminal	2024	19	25	46	39	25	39	24	23	15	14	-	-	269	-2%	269
	2023	22	29	20	16	14	51	41	33	12	36	1	5	274	▼	280
Concealed Handgun Permits	2024	106	82	92	100	86	67	76	65	65	108	-	-	847	1%	847
	2023	99	92	136	74	69	94	61	71	71	74	89	55	841	▲	985
Miscellaneous/ Other	2024	24	39	28	20	21	15	27	27	23	43	-	-	267	-6%	267
	2023	22	20	29	19	26	32	22	53	27	35	25	24	285	▼	334
Others	2024	-	-	-	-	1	-	-	-	-	-	-	-	1	0%	1
	2023	-	-	-	-	-	-	-	-	-	-	-	-	1	↔	1

Dispositions by Case Category																
Case Categories		Jan	Feb	Mar	Apr	May	Jun	Jul	Aug	Sep	Oct	Nov	Dec	Thru Oct	% Change	Total
Administrative Law	2024	-	-	2	-	-	1	-	-	-	-	-	-	3	3	3
	2023	-	-	-	-	-	-	-	-	-	-	-	1	0	↔	1
Contested Divorce	2024	1	1	6	1	1	9	2	2	2	3	-	-	28	33%	28
	2023	-	3	3	2	1	2	2	5	1	2	2	6	21	▲	29
Domestic and Family - Level 1	2024	2	2	2	1	3	-	2	1	-	1	-	-	14	-52%	14
	2023	2	5	1	-	1	10	3	2	-	5	-	-	29	▼	29
Domestic and Family - Level 2	2024	-	-	-	-	-	1	1	-	1	3	-	-	6	20%	6
	2023	-	-	2	1	-	1	-	-	1	-	1	-	5	▲	6
Felonies and Related Matters	2024	14	15	33	32	16	19	15	16	8	11	-	-	179	-14%	179
	2023	17	20	13	13	8	49	34	19	8	27	-	2	208	▼	210
General Civil - Level 1	2024	-	-	-	-	-	-	-	-	-	-	-	-	0	-100%	0
	2023	-	2	-	-	-	3	-	1	-	-	-	1	6	▼	7
General Civil - Level 2	2024	5	3	8	5	7	2	4	2	2	4	-	-	42	-11%	42
	2023	3	3	-	5	4	9	2	8	5	8	4	-	47	▼	51
General Civil - Level 3	2024	-	4	3	6	-	4	6	-	1	3	-	-	27	0%	27
	2023	3	1	2	-	3	12	1	2	-	3	3	4	27	↔	34
Miscellaneous Civil	2024	124	101	112	110	101	75	95	77	80	127	-	-	1,002	-2%	1,002
	2023	115	102	148	85	81	117	79	107	90	94	104	71	1,018	▼	1,193
Misdemeanor	2024	5	8	14	7	5	13	5	5	7	3	-	-	72	16%	72
	2023	5	9	4	2	6	2	6	13	5	10	1	2	62	▲	65
Other	2024	4	16	6	8	7	7	8	14	8	19	-	-	97	15%	97
	2023	3	8	16	7	11	4	4	10	8	13	6	5	84	▲	95
Other Criminally Related Matters	2024	-	3	-	-	6	7	4	2	-	-	-	-	22	267%	22
	2023	-	-	3	1	-	-	1	1	-	-	-	2	6	▲	8
Probates/Wills & Trusts - Level 2	2024	2	-	-	2	-	-	1	2	-	-	-	-	7	-36%	7
	2023	2	3	1	1	-	-	-	1	2	1	-	1	11	▼	12
Protective Orders	2024	-	-	1	-	-	-	-	-	-	-	-	-	1	1	1
	2023	-	-	-	-	-	-	-	-	-	-	-	-	0	↔	0
Uncontested Divorce	2024	3	4	4	6	3	6	5	9	2	6	-	-	48	-26%	48
	2023	7	1	7	5	6	2	9	13	7	8	3	4	65	▼	72

This report reflects the case management system. Numbers will update as reports are refreshed and posted. The case types reported may not necessitate judicial involvement.

Dashboard		Monthly Dispositions Summary		Jan --- Oct Dispositions	
<p>Court: Petersburg Circuit Start/End Date: Jan-23 / Oct-24 2023 Average Month: 230 Jan-Oct 2023: 2,305 Dispositions Trending: ▲</p>	<p>Circuit/Court ID: 11 211730 Type of Case: Dispositions 2024 Average Month: 276 Jan-Oct 2024 : 2,764 Overall AVG. Month: 251</p>				

Dispositions by Division																
Divisions		Jan	Feb	Mar	Apr	May	Jun	Jul	Aug	Sep	Oct	Nov	Dec	Thru Oct	% Change	Total
Total	2024	229	288	292	323	269	261	225	323	279	275	-	-	2,764	20%	2,764
	2023	259	178	256	193	217	209	208	246	283	256	218	241	2,305	▲	2,764
Civil	2024	39	40	51	50	32	44	26	43	46	43	-	-	414	24%	414
	2023	39	21	20	39	42	36	40	41	24	33	47	23	335	▲	405
Criminal	2024	105	168	131	162	126	138	128	171	168	170	-	-	1,467	2%	1,467
	2023	148	121	166	94	126	127	117	165	206	169	125	142	1,439	▲	1,706
Concealed Handgun Permits	2024	7	29	29	34	32	24	33	48	15	16	-	-	267	-1%	267
	2023	45	13	46	24	20	19	30	20	37	16	30	50	270	▼	350
Miscellaneous/ Other	2024	77	51	79	76	79	55	38	60	50	46	-	-	611	142%	611
	2023	27	20	24	36	27	27	20	19	16	36	16	26	252	▲	294
Others	2024	1	-	2	1	-	-	-	1	-	-	-	-	5	-44%	5
	2023	-	3	-	-	2	-	-	1	1	-	2	-	9	▼	9


Dispositions by Case Category																
Case Categories		Jan	Feb	Mar	Apr	May	Jun	Jul	Aug	Sep	Oct	Nov	Dec	Thru Oct	% Change	Total
Administrative Law	2024	1	2	-	1	1	-	-	1	1	-	-	-	7	600%	7
	2023	-	-	-	1	-	-	-	-	-	-	-	-	-	1	▲
Capital Murder	2024	-	-	-	-	-	1	-	-	-	2	-	-	3	3	3
	2023	-	-	-	-	-	-	-	-	-	-	-	-	0	↔	0
Contested Divorce	2024	2	3	2	1	4	4	2	4	1	1	-	-	24	4%	24
	2023	1	2	1	2	-	2	8	1	2	4	2	-	23	▲	25
Domestic and Family - Level 1	2024	-	5	12	-	2	2	1	-	4	3	-	-	29	263%	29
	2023	2	-	1	1	-	-	3	-	1	-	7	-	8	▲	15
Domestic and Family - Level 2	2024	-	-	2	-	-	-	2	-	3	1	-	-	8	-11%	8
	2023	-	2	-	-	1	-	1	2	1	2	-	1	9	▼	10
Felonies and Related Matters	2024	61	99	72	103	39	77	86	91	95	98	-	-	821	-8%	821
	2023	95	80	103	58	93	86	65	88	118	109	71	88	895	▼	1,054
General Civil - Level 1	2024	1	-	1	-	1	2	-	-	-	1	-	-	6	-54%	6
	2023	1	-	-	2	-	2	3	4	1	-	3	1	13	▼	17
General Civil - Level 2	2024	12	10	10	12	10	7	6	14	9	7	-	-	97	-8%	97
	2023	18	10	3	15	10	13	9	13	8	7	12	10	106	▼	128
General Civil - Level 3	2024	21	15	13	30	9	18	7	16	19	27	-	-	175	56%	175
	2023	11	5	9	8	17	15	12	15	5	15	18	7	112	▲	137
Miscellaneous Civil	2024	22	46	49	55	51	39	49	64	38	34	-	-	447	-3%	447
	2023	62	29	66	54	41	39	48	33	47	42	35	62	461	▼	558
Misdemeanor	2024	39	51	53	42	49	49	30	70	39	44	-	-	466	15%	466
	2023	45	26	47	23	37	20	28	55	72	51	28	40	404	▲	472
Other	2024	59	31	62	55	57	40	22	44	27	27	-	-	424	783%	424
	2023	7	4	3	3	5	4	1	5	5	11	11	11	48	▲	70
Other Criminally Related Matters	2024	6	18	9	18	40	11	12	12	34	26	-	-	186	18%	186
	2023	10	15	16	15	7	21	25	23	17	9	26	14	158	▲	198
Probates/Wills & Trusts - Level 1	2024	-	-	-	-	-	1	-	-	-	-	-	-	1	1	1
	2023	-	-	-	-	-	-	-	-	-	-	-	-	0	↔	0
Probates/Wills & Trusts - Level 2	2024	1	-	-	3	2	5	2	1	1	2	-	-	17	0%	17
	2023	2	2	2	3	2	-	1	1	1	3	1	-	17	↔	18
Protective Orders	2024	-	-	-	-	-	-	-	1	-	-	-	-	1	1	1
	2023	-	-	-	-	-	-	-	-	-	-	-	1	0	↔	1
Uncontested Divorce	2024	4	8	7	3	4	5	6	5	8	2	-	-	52	4%	52
	2023	5	3	5	8	4	7	4	6	5	3	4	6	50	▲	60

Dashboard

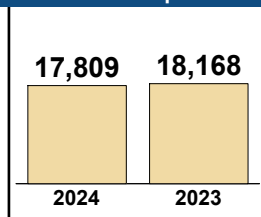
Court: Chesterfield Circuit
Start/End Date: Jan-23 / Oct-24
2023 Average Month: 1,777
Jan-Oct 2023: 18,168
Dispositions Trending: ⇌

Circuit/Court ID: 12 212041
Type of Case: Dispositions
2024 Average Month: 1,781
Jan-Oct 2024 : 17,809
Overall AVG. Month: 1,779

Monthly Dispositions Summary



Jan --- Oct Dispositions



Dispositions by Division

Divisions		Jan	Feb	Mar	Apr	May	Jun	Jul	Aug	Sep	Oct	Nov	Dec	Thru Oct	% Change	Total
Total	2024	1,951	1,773	1,842	2,099	1,708	1,528	1,850	1,756	1,501	1,801	-	-	17,809	-2%	17,809
	2023	1,818	1,788	2,169	1,829	2,054	1,757	1,619	1,848	1,573	1,713	1,607	1,546	18,168	▼	21,321
Civil	2024	240	174	212	268	236	170	220	233	208	276	-	-	2,237	1%	2,237
	2023	221	178	246	191	278	216	241	206	183	251	197	188	2,211	▲	2,596
Criminal	2024	466	440	396	444	331	416	459	322	360	325	-	-	3,959	0%	3,959
	2023	370	364	446	309	434	480	325	409	358	459	407	364	3,954	▲	4,725
Concealed Handgun Permits	2024	502	455	512	625	445	278	524	417	365	561	-	-	4,684	-11%	4,684
	2023	588	606	716	649	541	410	449	516	394	418	451	423	5,287	▼	6,161
Miscellaneous/ Other	2024	741	704	718	759	696	660	646	782	565	637	-	-	6,908	3%	6,908
	2023	639	640	760	679	800	650	604	713	638	584	547	569	6,707	▲	7,823
Others	2024	2	-	4	3	-	4	1	2	3	2	-	-	21	133%	21
	2023	-	-	1	1	1	1	-	4	-	1	5	2	9	▲	16

Dispositions by Case Category

Case Categories		Jan	Feb	Mar	Apr	May	Jun	Jul	Aug	Sep	Oct	Nov	Dec	Thru Oct	% Change	Total
Administrative Law	2024	4	1	2	-	1	1	-	2	1	2	-	-	14	-13%	14
	2023	-	1	-	2	3	1	1	2	1	5	1	2	16	▼	19
Capital Murder	2024	1	-	-	-	-	-	-	-	2	-	-	-	3	50%	3
	2023	-	-	-	-	-	-	-	1	1	-	-	-	2	▲	2
Contested Divorce	2024	30	22	31	33	29	16	21	29	24	38	-	-	273	4%	273
	2023	35	27	24	27	38	23	28	24	16	21	24	17	263	▲	304
Domestic and Family - Level 1	2024	38	30	23	23	22	11	30	20	28	33	-	-	258	7%	258
	2023	30	12	27	24	28	18	28	30	14	30	28	19	241	▲	288
Domestic and Family - Level 2	2024	6	6	13	4	5	5	3	14	4	3	-	-	63	-13%	63
	2023	7	7	7	6	9	4	6	12	4	10	9	5	72	▼	86
Felonies and Related Matters	2024	317	288	270	287	235	287	295	202	237	227	-	-	2,645	3%	2,645
	2023	220	257	291	198	272	290	229	282	221	312	257	242	2,572	▲	3,071
General Civil - Level 1	2024	2	2	3	-	3	3	3	1	1	-	-	-	18	-5%	18
	2023	1	-	-	2	4	1	3	4	2	2	1	1	19	▼	21
General Civil - Level 2	2024	67	47	78	75	67	56	72	69	60	96	-	-	687	15%	687
	2023	49	39	70	39	64	73	76	52	56	79	44	66	597	▲	707
General Civil - Level 3	2024	24	23	16	30	17	28	24	19	18	13	-	-	212	-7%	212
	2023	12	19	25	34	23	14	24	22	31	25	30	18	229	▼	277
Miscellaneous Civil	2024	676	621	711	849	595	447	687	617	525	780	-	-	6,508	-5%	6,508
	2023	758	734	882	777	716	530	634	679	532	575	578	602	6,817	▼	7,997
Misdemeanor	2024	120	121	95	127	72	116	129	92	99	88	-	-	1,059	-3%	1,059
	2023	113	83	113	79	139	152	78	94	110	131	123	97	1,092	▼	1,312
Other	2024	563	537	520	542	547	486	480	577	411	419	-	-	5,082	-2%	5,082
	2023	474	512	597	544	634	532	418	553	502	423	424	379	5,189	▼	5,992
Other Criminally Related Matters	2024	31	31	31	30	28	15	37	28	23	16	-	-	270	-18%	270
	2023	40	24	44	34	37	42	19	35	27	27	29	27	329	▼	385
Probates/Wills & Trusts - Level 1	2024	2	1	-	1	-	1	-	3	1	2	-	-	11	-8%	11
	2023	1	1	3	1	1	3	-	-	1	1	-	-	12	▼	12
Probates/Wills & Trusts - Level 2	2024	6	11	6	18	10	7	7	13	13	15	-	-	106	0%	106
	2023	9	8	12	16	11	20	11	6	7	6	9	11	106	↔	126
Protective Orders	2024	-	-	3	1	-	2	1	3	1	-	-	-	11	-42%	11
	2023	3	2	-	4	-	5	-	-	2	3	1	1	19	▼	21
Uncontested Divorce	2024	64	32	40	79	77	47	61	67	53	69	-	-	589	-1%	589
	2023	66	62	74	42	75	49	64	52	46	63	49	59	593	▼	701


This report reflects the case management system. Numbers will update as reports are refreshed and posted. The case types reported may not necessitate judicial involvement.

Dashboard

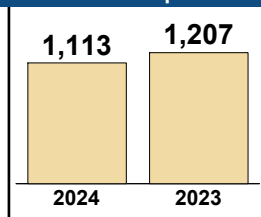
Court: Colonial Heights Circuit
Start/End Date: Jan-23 / Oct-24
2023 Average Month: 116
Jan-Oct 2023: 1,207
Dispositions Trending: ▼

Circuit/Court ID: 12 212570
Type of Case: Dispositions
2024 Average Month: 111
Jan-Oct 2024 : 1,113
Overall AVG. Month: 114

Monthly Dispositions Summary



Jan --- Oct Dispositions



Dispositions by Division

Divisions		Jan	Feb	Mar	Apr	May	Jun	Jul	Aug	Sep	Oct	Nov	Dec	Thru Oct	% Change	Total
Total	2024	138	90	139	171	84	87	111	96	95	102	-	-	1,113	-8%	1,113
	2023	133	148	140	116	120	124	105	104	107	110	88	96	1,207	▼	1,391
Civil	2024	16	7	13	14	10	8	15	6	17	8	-	-	114	18%	114
	2023	10	12	5	16	9	10	6	6	5	18	6	2	97	▲	105
Criminal	2024	79	53	75	92	57	49	48	56	44	73	-	-	626	-6%	626
	2023	71	62	88	46	68	70	57	62	84	58	56	66	666	▼	788
Concealed Handgun Permits	2024	22	22	41	35	8	22	37	26	23	12	-	-	248	-15%	248
	2023	33	47	31	42	29	30	20	26	14	21	22	25	293	▼	340
Miscellaneous/ Other	2024	21	8	10	30	9	8	11	8	11	9	-	-	125	-17%	125
	2023	19	27	16	12	14	14	22	10	4	13	4	3	151	▼	158

Dispositions by Case Category

Case Categories		Jan	Feb	Mar	Apr	May	Jun	Jul	Aug	Sep	Oct	Nov	Dec	Thru Oct	% Change	Total
Administrative Law	2024	-	-	-	-	-	1	-	-	-	-	-	-	1	0%	1
	2023	-	-	-	-	-	1	-	-	-	-	-	-	1	↔	1
Contested Divorce	2024	1	2	1	1	1	2	2	-	2	1	-	-	13	18%	13
	2023	2	1	-	3	-	1	-	2	-	2	-	-	11	▲	11
Domestic and Family - Level 1	2024	7	1	1	2	1	1	1	1	-	1	-	-	16	129%	16
	2023	3	-	-	1	-	-	-	-	-	3	-	-	7	▲	7
Domestic and Family - Level 2	2024	-	-	-	1	-	1	-	2	1	-	-	-	5	-38%	5
	2023	1	2	-	-	-	-	1	1	-	3	1	-	8	▼	9
Felonies and Related Matters	2024	59	31	58	59	46	35	37	41	34	55	-	-	455	-3%	455
	2023	53	43	61	24	54	52	42	39	60	41	46	56	469	▼	571
General Civil - Level 1	2024	1	-	-	1	-	-	-	-	-	1	1	-	4	100%	4
	2023	-	-	-	-	1	-	1	-	-	-	-	-	2	▲	2
General Civil - Level 2	2024	2	2	2	1	6	1	2	1	5	3	-	-	25	39%	25
	2023	2	5	2	1	-	1	5	1	1	-	3	-	18	▲	21
General Civil - Level 3	2024	1	-	4	5	2	-	4	1	-	-	-	-	17	6%	17
	2023	1	1	1	1	3	1	5	2	-	1	1	-	16	▲	17
Miscellaneous Civil	2024	43	29	50	62	14	29	47	32	31	20	-	-	357	-6%	357
	2023	41	63	36	51	38	35	32	34	17	34	23	28	381	▼	432
Misdemeanor	2024	18	21	10	27	10	12	9	11	9	16	-	-	143	-12%	143
	2023	16	17	19	18	11	13	12	21	19	17	8	9	163	▼	180
Other	2024	-	-	3	-	-	-	-	1	1	-	-	-	5	-89%	5
	2023	9	8	8	4	5	9	2	-	-	-	1	-	45	▼	46
Other Criminally Related Matters	2024	2	1	7	6	1	2	2	4	2	2	-	-	29	-24%	29
	2023	2	3	8	4	3	5	3	2	5	3	4	1	38	▼	43
Probates/Wills & Trusts - Level 1	2024	-	-	-	1	-	-	-	-	-	-	-	-	1	0%	1
	2023	-	-	1	-	-	-	-	-	-	-	-	-	1	↔	1
Probates/Wills & Trusts - Level 2	2024	-	-	1	1	-	1	1	-	2	-	-	-	6	-25%	6
	2023	1	-	1	2	2	1	-	-	-	1	1	1	8	▼	10
Protective Orders	2024	-	-	-	-	-	-	-	1	-	-	-	-	1	-86%	1
	2023	-	-	2	1	-	1	1	1	1	-	-	1	7	▼	8
Uncontested Divorce	2024	4	3	2	4	3	2	6	1	7	3	-	-	35	9%	35
	2023	2	5	1	6	3	4	1	1	4	5	-	-	32	▲	32

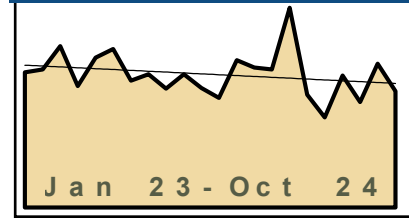
This report reflects the case management system. Numbers will update as reports are refreshed and posted. The case types reported may not necessitate judicial involvement.

Dashboard

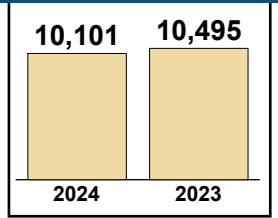
Court: Richmond Circuit
Start/End Date: Jan-23 / Oct-24
2023 Average Month: 1,020
Jan-Oct 2023: 10,495
Dispositions Trending: ▼

Circuit/Court ID: 13 213760
Type of Case: Dispositions
2024 Average Month: 1,010
Jan-Oct 2024 : 10,101
Overall AVG. Month: 1,016

Monthly Dispositions Summary



Jan --- Oct Dispositions



Dispositions by Division

Divisions		Jan	Feb	Mar	Apr	May	Jun	Jul	Aug	Sep	Oct	Nov	Dec	Thru Oct	% Change	Total
Total	2024	1,123	1,067	1,052	1,523	859	687	1,005	803	1,095	887	-	-	10,101	-4%	10,101
	2023	1,030	1,053	1,230	925	1,142	1,208	967	1,017	906	1,017	912	835	10,495	▼	12,242
Civil	2024	195	275	227	426	158	134	194	137	190	214	-	-	2,150	24%	2,150
	2023	186	158	234	126	190	194	157	162	151	172	208	123	1,730	▲	2,061
Criminal	2024	358	312	303	397	249	250	277	327	316	288	-	-	3,077	-16%	3,077
	2023	423	368	428	393	321	380	336	371	344	319	259	321	3,683	▼	4,263
Concealed Handgun Permits	2024	168	83	114	163	92	56	205	28	197	57	-	-	1,163	-15%	1,163
	2023	65	164	174	118	184	260	87	103	92	128	94	81	1,375	▼	1,550
Miscellaneous/ Other	2024	401	397	406	535	356	243	327	309	390	321	-	-	3,685	0%	3,685
	2023	353	360	390	287	446	373	387	379	316	396	350	309	3,687	▼	4,346
Others	2024	1	-	2	2	4	4	2	2	2	7	-	-	26	30%	26
	2023	3	3	4	1	1	1	-	2	3	2	1	1	20	▲	22

Dispositions by Case Category

Case Categories		Jan	Feb	Mar	Apr	May	Jun	Jul	Aug	Sep	Oct	Nov	Dec	Thru Oct	% Change	Total
Administrative Law	2024	3	6	4	29	1	1	6	2	1	3	-	-	56	155%	56
	2023	-	2	3	-	3	4	3	1	-	6	5	1	22	▲	28
Capital Murder	2024	-	-	1	-	-	-	-	-	1	-	-	-	2	0%	2
	2023	-	-	-	-	-	-	-	-	2	-	-	-	2	↔	2
Contested Divorce	2024	14	19	21	27	8	11	9	11	8	10	-	-	138	30%	138
	2023	13	7	13	5	14	13	14	10	7	10	7	5	106	▲	118
Domestic and Family - Level 1	2024	7	12	18	32	6	12	9	12	18	10	-	-	136	10%	136
	2023	4	10	16	12	12	15	10	11	20	14	9	4	124	▲	137
Domestic and Family - Level 2	2024	16	15	16	20	8	7	14	3	5	14	-	-	118	-13%	118
	2023	17	11	16	10	15	20	6	20	16	5	14	12	136	▼	162
Felonies and Related Matters	2024	265	248	224	316	187	191	191	253	249	237	-	-	2,361	-19%	2,361
	2023	367	304	332	323	245	309	264	281	251	249	206	257	2,925	▼	3,388
General Civil	2024	-	-	-	2	-	-	-	-	-	1	-	-	3	3	3
	2023	-	-	-	-	-	-	-	-	-	-	-	-	0	↔	0
General Civil - Level 1	2024	4	8	9	15	3	5	7	2	6	7	-	-	66	78%	66
	2023	6	5	4	3	-	6	4	3	1	5	7	6	37	▲	50
General Civil - Level 2	2024	105	158	118	210	82	61	95	79	121	113	-	-	1,142	47%	1,142
	2023	87	71	79	70	88	82	71	57	78	95	129	70	778	▲	977
General Civil - Level 3	2024	57	36	38	53	26	20	39	27	42	25	-	-	363	-11%	363
	2023	40	48	78	26	32	43	25	54	23	38	32	23	407	▼	462
Miscellaneous Civil	2024	323	231	267	385	218	167	326	131	364	178	-	-	2,590	-4%	2,590
	2023	183	286	324	205	378	375	260	222	222	255	248	164	2,710	▼	3,122
Misdemeanor	2024	65	33	53	56	38	41	45	41	55	31	-	-	458	-4%	458
	2023	32	46	63	42	52	40	41	52	64	46	37	42	478	▼	557
Other	2024	202	229	217	265	222	129	189	188	191	200	-	-	2,032	-8%	2,032
	2023	222	227	230	182	239	240	204	247	174	235	181	209	2,200	▼	2,590
Other Criminally Related Matters	2024	33	41	34	41	32	22	48	41	17	27	-	-	336	2%	336
	2023	27	26	37	34	28	38	36	44	31	29	23	22	330	▲	375
Probates/Wills & Trusts - Level 1	2024	-	-	-	2	-	1	-	-	-	-	-	-	3	200%	3
	2023	-	-	-	-	-	-	-	-	-	1	-	1	1	▲	2
Probates/Wills & Trusts - Level 2	2024	7	2	7	2	-	1	1	-	5	2	-	-	27	108%	27
	2023	2	-	3	-	2	1	1	1	-	3	1	4	13	▲	18
Uncontested Divorce	2024	22	29	25	68	28	18	26	13	12	29	-	-	270	19%	270
	2023	30	10	32	13	34	22	28	14	16	27	13	15	226	▲	254

This report reflects the case management system. Numbers will update as reports are refreshed and posted. The case types reported may not necessitate judicial involvement.

Dashboard		Monthly Dispositions Summary		Jan --- Oct Dispositions	
<p>Court: Henrico Circuit Start/End Date: Jan-23 / Oct-24 2023 Average Month: 1,311 Jan-Oct 2023: 13,684 Dispositions Trending: ▼</p>	<p>Circuit/Court ID: 14 214087 Type of Case: Dispositions 2024 Average Month: 1,234 Jan-Oct 2024 : 12,336 Overall AVG. Month: 1,276</p>	<p style="text-align: center; font-weight: bold; font-size: 1.2em;">Jan 23 - Oct 24</p>		<div style="display: flex; justify-content: space-around; align-items: center;"> <div style="text-align: center;"> <p style="font-size: 1.5em; font-weight: bold;">12,336</p> <div style="width: 40px; height: 40px; background-color: #f0e68c; margin: 0 auto;"></div> <p style="font-size: 0.8em;">2024</p> </div> <div style="text-align: center;"> <p style="font-size: 1.5em; font-weight: bold;">13,684</p> <div style="width: 40px; height: 40px; background-color: #f0e68c; margin: 0 auto;"></div> <p style="font-size: 0.8em;">2023</p> </div> </div>	

Dispositions by Division																
Divisions		Jan	Feb	Mar	Apr	May	Jun	Jul	Aug	Sep	Oct	Nov	Dec	Thru Oct	% Change	Total
Total	2024	1,334	1,259	1,228	1,175	1,146	1,020	1,302	1,208	1,374	1,290	-	-	12,336	-10%	12,336
	2023	1,615	1,554	1,667	1,236	1,126	1,277	1,398	1,445	1,086	1,280	995	1,049	13,684	▼	15,728
Civil	2024	239	206	193	180	186	155	186	180	192	173	-	-	1,890	-13%	1,890
	2023	372	390	172	148	174	249	165	187	148	173	140	131	2,178	▼	2,449
Criminal	2024	503	478	507	520	462	425	501	493	635	556	-	-	5,080	0%	5,080
	2023	527	508	642	498	430	474	513	566	472	435	405	503	5,065	▲	5,973
Concealed Handgun Permits	2024	373	303	334	294	263	263	297	259	304	309	-	-	2,999	-4%	2,999
	2023	385	340	433	300	296	277	260	271	241	325	282	235	3,128	▼	3,645
Miscellaneous/ Other	2024	217	268	190	175	232	173	313	274	239	250	-	-	2,331	-29%	2,331
	2023	327	315	418	289	219	272	459	418	223	344	166	178	3,284	▼	3,628
Others	2024	2	4	4	6	3	4	5	2	4	2	-	-	36	24%	36
	2023	4	1	2	1	7	5	1	3	2	3	2	2	29	▲	33

Dispositions by Case Category																
Case Categories		Jan	Feb	Mar	Apr	May	Jun	Jul	Aug	Sep	Oct	Nov	Dec	Thru Oct	% Change	Total
Administrative Law	2024	2	5	3	-	-	-	2	1	4	4	-	-	21	5%	21
	2023	3	6	1	1	-	5	2	-	1	1	1	-	20	▲	21
Capital Murder	2024	-	-	-	-	4	-	-	-	-	1	-	-	5	5	5
	2023	-	-	-	-	-	-	-	-	-	-	-	-	0	↔	0
Contested Divorce	2024	36	30	26	16	19	26	24	17	28	19	-	-	241	-16%	241
	2023	42	52	26	20	23	31	26	30	18	20	14	19	288	▼	321
Domestic and Family - Level 1	2024	10	15	10	18	14	11	16	18	13	5	-	-	130	-15%	130
	2023	14	17	12	10	32	13	12	17	15	11	4	13	153	▼	170
Domestic and Family - Level 2	2024	4	2	7	3	5	3	5	6	7	7	-	-	49	-26%	49
	2023	14	14	5	5	6	5	2	3	3	9	1	2	66	▼	69
Felonies and Related Matters	2024	322	332	328	349	283	286	297	317	447	368	-	-	3,329	0%	3,329
	2023	340	348	430	354	267	322	320	366	299	287	250	357	3,333	▼	3,940
General Civil	2024	-	-	-	-	-	-	-	-	-	-	-	-	0	0	0
	2023	-	-	-	-	-	-	-	-	-	-	-	1	0	↔	1
General Civil - Level 1	2024	1	4	4	3	2	5	1	4	5	1	-	-	30	-32%	30
	2023	12	7	2	3	4	3	4	5	2	2	3	5	44	▼	52
General Civil - Level 2	2024	96	71	72	73	71	59	60	54	67	72	-	-	695	-10%	695
	2023	145	157	62	45	54	91	59	62	49	52	55	33	776	▼	864
General Civil - Level 3	2024	23	15	29	17	21	14	19	30	21	25	-	-	214	-14%	214
	2023	48	34	23	21	16	28	21	11	16	31	15	9	249	▼	273
Miscellaneous Civil	2024	566	556	506	451	480	425	591	520	522	546	-	-	5,163	-17%	5,163
	2023	654	606	825	580	500	533	697	676	455	659	422	409	6,185	▼	7,016
Misdemeanor	2024	143	124	141	127	125	108	157	161	157	150	-	-	1,393	4%	1,393
	2023	153	128	158	118	119	117	152	150	127	112	120	116	1,334	▲	1,570
Other	2024	8	9	7	13	10	4	7	4	6	9	-	-	77	-18%	77
	2023	23	18	9	4	13	9	3	4	7	4	25	5	94	▼	124
Other Criminally Related Matters	2024	45	32	46	44	52	31	54	18	33	38	-	-	393	-8%	393
	2023	43	34	58	28	46	36	43	55	47	36	43	30	426	▼	499
Probates/Wills & Trusts - Level 1	2024	2	1	3	1	3	-	-	-	1	1	-	-	12	100%	12
	2023	2	-	1	-	1	1	-	1	-	-	1	1	6	▲	8
Probates/Wills & Trusts - Level 2	2024	6	8	4	4	2	9	7	6	5	4	-	-	55	-41%	55
	2023	16	15	8	5	2	13	8	14	6	6	7	3	93	▼	103
Protective Orders	2024	-	-	1	-	-	-	-	-	-	-	-	-	1	0%	1
	2023	-	-	-	-	-	-	-	-	-	-	1	-	1	↔	1
Uncontested Divorce	2024	70	55	41	56	55	39	62	52	58	40	-	-	528	-14%	528
	2023	106	118	47	42	43	70	49	51	41	49	33	47	616	▼	696


This report reflects the case management system. Numbers will update as reports are refreshed and posted. The case types reported may not necessitate judicial involvement.

Dashboard

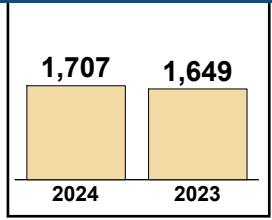
Court: Caroline Circuit
Start/End Date: Jan-23 / Oct-24
2023 Average Month: 165
Jan-Oct 2023: 1,649
Dispositions Trending: ▲

Circuit/Court ID: 15 215033
Type of Case: Dispositions
2024 Average Month: 171
Jan-Oct 2024 : 1,707
Overall AVG. Month: 167

Monthly Dispositions Summary



Jan --- Oct Dispositions



Dispositions by Division

Divisions		Jan	Feb	Mar	Apr	May	Jun	Jul	Aug	Sep	Oct	Nov	Dec	Thru Oct	% Change	Total
Total	2024	196	140	194	227	140	157	152	140	203	158	-	-	1,707	4%	1,707
	2023	190	164	169	179	131	122	121	193	191	189	183	143	1,649	▲	1,975
Civil	2024	20	10	12	22	21	15	35	41	16	38	-	-	230	32%	230
	2023	30	10	15	8	10	31	19	14	25	12	27	14	174	▲	215
Criminal	2024	84	46	72	83	44	79	50	35	109	39	-	-	641	14%	641
	2023	65	70	48	46	33	31	50	57	98	65	62	55	563	▲	680
Concealed Handgun Permits	2024	48	70	68	76	42	43	40	42	62	61	-	-	552	-9%	552
	2023	59	60	88	72	65	45	39	58	50	71	59	54	607	▼	720
Miscellaneous/ Other	2024	44	14	42	46	33	20	27	21	16	20	-	-	283	-6%	283
	2023	36	24	18	48	23	15	13	64	18	41	34	20	300	▼	354
Others	2024	-	-	-	-	-	-	-	1	-	-	-	-	1	-80%	1
	2023	-	-	-	5	-	-	-	-	-	-	-	-	5	▼	6

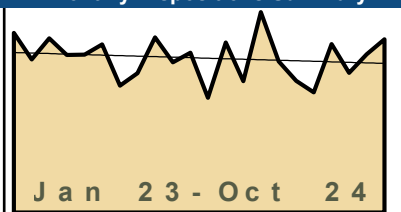
Dispositions by Case Category

Case Categories		Jan	Feb	Mar	Apr	May	Jun	Jul	Aug	Sep	Oct	Nov	Dec	Thru Oct	% Change	Total
Administrative Law	2024	-	-	-	-	-	-	2	-	-	-	-	-	2	100%	2
	2023	-	-	-	-	-	-	-	-	1	-	-	-	1	▲	1
Contested Divorce	2024	1	-	-	2	2	2	5	4	4	3	-	-	23	53%	23
	2023	2	1	4	-	-	1	1	3	1	2	4	4	15	▲	23
Domestic and Family - Level 1	2024	5	-	-	4	4	3	-	3	5	8	-	-	32	129%	32
	2023	-	1	-	-	1	6	-	3	2	1	2	3	14	▲	19
Domestic and Family - Level 2	2024	1	3	5	2	1	-	-	1	-	4	-	-	17	-58%	17
	2023	15	-	-	-	3	12	8	-	-	2	-	-	40	▼	40
Felonies and Related Matters	2024	60	24	49	43	26	53	29	13	55	20	-	-	372	11%	372
	2023	36	37	35	26	16	13	33	39	60	39	42	32	334	▲	408
General Civil - Level 1	2024	-	-	-	-	-	-	-	-	-	-	-	-	0	-100%	0
	2023	2	-	-	-	-	-	-	1	-	-	-	-	3	▼	3
General Civil - Level 2	2024	6	3	3	6	5	3	11	9	4	4	-	-	54	38%	54
	2023	5	5	8	3	1	6	5	2	3	1	10	5	39	▲	54
General Civil - Level 3	2024	1	1	3	2	2	3	4	16	-	11	-	-	43	87%	43
	2023	5	-	1	1	2	2	1	1	10	2	10	-	23	▲	33
Miscellaneous Civil	2024	69	83	84	97	54	57	64	60	77	78	-	-	723	-7%	723
	2023	79	77	103	79	87	60	52	78	68	91	84	72	774	▼	930
Misdemeanor	2024	18	19	17	31	14	21	17	17	48	17	-	-	219	21%	219
	2023	26	25	10	9	14	10	12	18	33	24	19	21	181	▲	221
Other	2024	24	-	26	25	20	6	2	2	-	-	-	-	105	-20%	105
	2023	12	7	2	46	1	-	1	44	1	18	2	-	132	▼	134
Other Criminally Related Matters	2024	6	3	6	9	4	5	4	5	6	2	-	-	50	4%	50
	2023	3	8	3	11	3	8	5	-	5	2	1	2	48	▲	51
Probates/Wills & Trusts - Level 1	2024	-	-	-	-	1	-	1	2	-	-	-	-	4	300%	4
	2023	-	-	-	-	1	-	-	-	-	-	-	-	1	▲	1
Probates/Wills & Trusts - Level 2	2024	1	-	-	1	2	-	1	3	-	-	-	-	8	100%	8
	2023	1	-	-	-	-	-	-	2	1	-	1	1	4	▲	6
Uncontested Divorce	2024	4	4	1	5	5	4	12	5	4	11	-	-	55	38%	55
	2023	4	3	3	4	2	6	3	2	6	7	8	3	40	▲	51

Dashboard		Monthly Dispositions Summary		Jan --- Oct Dispositions	
<p>Court: Essex Circuit Start/End Date: Jan-23 / Oct-24 2023 Average Month: 57 Jan-Oct 2023: 605 Dispositions Trending: ▼</p>	<p>Circuit/Court ID: 15 215057 Type of Case: Dispositions 2024 Average Month: 58 Jan-Oct 2024 : 579 Overall AVG. Month: 57</p>	<p>Jan 23 - Oct 24</p>		<div style="display: flex; justify-content: space-around;"> <div style="text-align: center;"> <p>579</p> <div style="width: 30px; height: 30px; background-color: #f0e68c; margin: 0 auto;"></div> <p>2024</p> </div> <div style="text-align: center;"> <p>605</p> <div style="width: 30px; height: 30px; background-color: #f0e68c; margin: 0 auto;"></div> <p>2023</p> </div> </div>	

Dispositions by Division																
Divisions		Jan	Feb	Mar	Apr	May	Jun	Jul	Aug	Sep	Oct	Nov	Dec	Thru Oct	% Change	Total
Total	2024	76	44	87	49	64	37	39	57	53	73	-	-	579	-4%	579
	2023	134	48	79	73	37	48	34	40	50	62	42	34	605	▼	681
Civil	2024	5	4	10	8	13	6	8	2	8	4	-	-	68	-11%	68
	2023	15	5	3	14	8	6	8	4	7	6	5	1	76	▼	82
Criminal	2024	28	7	37	17	23	3	5	28	27	22	-	-	197	3%	197
	2023	81	-	25	28	7	7	6	10	10	18	6	15	192	▲	213
Concealed Handgun Permits	2024	24	18	23	13	21	16	11	12	8	26	-	-	172	-17%	172
	2023	25	22	31	23	8	23	17	13	20	26	19	11	208	▼	238
Miscellaneous/ Other	2024	19	15	17	11	7	12	15	15	10	21	-	-	142	11%	142
	2023	13	20	20	8	14	12	3	13	13	12	12	7	128	▲	147
Others	2024	-	-	-	-	-	-	-	-	-	-	-	-	0	-100%	0
	2023	-	1	-	-	-	-	-	-	-	-	-	-	1	▼	1

Dispositions by Case Category																
Case Categories		Jan	Feb	Mar	Apr	May	Jun	Jul	Aug	Sep	Oct	Nov	Dec	Thru Oct	% Change	Total
Contested Divorce	2024	1	1	1	1	1	1	1	-	-	-	-	-	7	-13%	7
	2023	-	-	-	5	-	-	1	-	2	-	-	-	8	▼	8
Domestic and Family - Level 1	2024	-	-	6	1	6	-	-	-	3	-	-	-	16	78%	16
	2023	4	-	-	3	-	-	1	-	-	1	-	-	9	▲	9
Domestic and Family - Level 2	2024	-	-	-	-	-	-	-	-	-	-	-	-	0	-100%	0
	2023	-	-	-	-	1	3	-	-	1	1	-	-	6	▼	6
Felonies and Related Matters	2024	25	4	28	11	22	1	4	22	15	21	-	-	153	18%	153
	2023	53	-	16	19	5	6	4	9	4	14	2	7	130	▲	139
General Civil - Level 1	2024	-	-	-	-	1	-	-	-	-	-	-	-	1	0%	1
	2023	-	-	-	-	-	1	-	-	-	-	-	2	1	↔	3
General Civil - Level 2	2024	4	2	1	1	1	1	3	-	3	1	-	-	17	183%	17
	2023	2	1	-	1	1	-	-	-	1	-	-	1	6	▲	7
General Civil - Level 3	2024	1	1	1	1	3	2	2	2	3	2	-	-	18	13%	18
	2023	4	1	1	1	4	1	2	-	2	3	-	-	16	▲	19
Miscellaneous Civil	2024	30	21	30	14	22	17	14	16	13	31	-	-	208	-11%	208
	2023	28	24	34	25	10	26	20	14	21	31	22	15	233	▼	270
Misdemeanor	2024	1	3	7	3	-	-	-	4	3	1	-	-	22	29%	22
	2023	4	-	3	3	2	-	1	-	2	2	4	1	17	▲	22
Other	2024	12	11	10	10	5	10	11	10	4	16	-	-	99	-5%	99
	2023	10	19	17	6	12	8	-	13	12	7	9	2	104	▼	115
Other Criminally Related Matters	2024	2	-	2	3	1	2	1	2	9	-	-	-	22	-54%	22
	2023	24	-	6	7	-	1	3	1	4	2	-	7	48	▼	55
Probates/Wills & Trusts - Level 1	2024	-	1	-	-	-	-	-	-	-	-	-	-	1	0%	1
	2023	1	-	-	-	-	-	-	-	-	-	-	-	1	↔	1
Probates/Wills & Trusts - Level 2	2024	-	-	-	-	1	1	1	-	-	1	-	-	4	100%	4
	2023	1	-	-	-	-	-	-	1	-	-	-	-	2	▲	2
Uncontested Divorce	2024	-	-	1	4	1	2	2	1	-	-	-	-	11	-54%	11
	2023	3	3	2	3	2	2	2	2	3	2	-	1	24	▼	25

Dashboard		Monthly Dispositions Summary		Jan --- Oct Dispositions					
<p>Court: Hanover Circuit Start/End Date: Jan-23 / Oct-24 2023 Average Month: 590 Jan-Oct 2023: 6,029 Dispositions Trending: ↔</p>	<p>Circuit/Court ID: 15 215085 Type of Case: Dispositions 2024 Average Month: 589 Jan-Oct 2024 : 5,885 Overall AVG. Month: 589</p>	 <p>Jan 23 - Oct 24</p>		<table border="1" style="margin: auto;"> <tr> <td style="text-align: center; width: 50px;">5,885</td> <td style="text-align: center; width: 50px;">6,029</td> </tr> <tr> <td style="text-align: center;">2024</td> <td style="text-align: center;">2023</td> </tr> </table>		5,885	6,029	2024	2023
5,885	6,029								
2024	2023								

Dispositions by Division																
Divisions		Jan	Feb	Mar	Apr	May	Jun	Jul	Aug	Sep	Oct	Nov	Dec	Thru Oct	% Change	Total
Total	2024	648	500	764	576	502	458	642	532	603	660	-	-	5,885	-2%	5,885
	2023	685	583	664	600	602	641	484	531	667	572	609	437	6,029	▼	7,075
Civil	2024	106	101	124	126	86	95	95	103	102	129	-	-	1,067	-3%	1,067
	2023	105	91	107	87	122	130	109	126	113	114	133	64	1,104	▼	1,301
Criminal	2024	219	199	344	230	210	183	260	197	247	240	-	-	2,329	9%	2,329
	2023	214	206	240	185	207	245	211	171	239	210	211	216	2,128	▲	2,555
Concealed Handgun Permits	2024	270	147	244	129	154	118	184	117	190	220	-	-	1,773	-8%	1,773
	2023	280	201	205	248	188	184	87	149	229	162	202	116	1,933	▼	2,251
Miscellaneous/ Other	2024	53	53	51	90	52	62	102	115	63	71	-	-	712	-17%	712
	2023	86	85	112	80	84	82	77	85	85	86	63	41	862	▼	966
Others	2024	-	-	1	1	-	-	1	-	1	-	-	-	4	100%	4
	2023	-	-	-	-	1	-	-	-	1	-	-	-	2	▲	2

Dispositions by Case Category																
Case Categories		Jan	Feb	Mar	Apr	May	Jun	Jul	Aug	Sep	Oct	Nov	Dec	Thru Oct	% Change	Total
Administrative Law	2024	1	-	1	-	-	-	-	-	-	-	-	-	2	0%	2
	2023	-	-	-	-	1	-	-	1	-	-	1	1	2	↔	4
Capital Murder	2024	1	-	-	-	-	-	-	-	-	-	-	-	1	1	1
	2023	-	-	-	-	-	-	-	-	-	-	1	-	0	↔	1
Contested Divorce	2024	17	20	18	26	11	24	13	15	10	16	-	-	170	-10%	170
	2023	16	20	21	12	30	21	16	14	20	18	16	9	188	▼	213
Domestic and Family - Level 1	2024	6	8	4	6	4	7	3	5	3	1	-	-	47	-20%	47
	2023	8	8	8	3	4	5	8	6	4	5	12	5	59	▼	76
Domestic and Family - Level 2	2024	4	5	7	6	5	6	11	5	6	7	-	-	62	15%	62
	2023	3	2	6	4	2	6	12	7	5	7	4	3	54	▲	61
Felonies and Related Matters	2024	137	89	230	119	117	99	177	109	152	143	-	-	1,372	9%	1,372
	2023	138	105	132	110	120	153	138	100	146	119	130	126	1,261	▲	1,517
General Civil - Level 1	2024	-	-	1	-	-	-	1	1	-	1	-	-	4	-50%	4
	2023	1	-	1	-	2	1	1	2	-	-	1	-	8	▼	9
General Civil - Level 2	2024	24	14	34	28	13	15	11	25	28	23	-	-	215	-18%	215
	2023	25	15	24	24	25	34	20	32	28	36	46	5	263	▼	314
General Civil - Level 3	2024	7	4	5	8	4	5	10	3	6	9	-	-	61	-15%	61
	2023	7	6	9	2	11	6	8	10	6	7	4	1	72	▼	77
Miscellaneous Civil	2024	323	196	291	214	203	184	288	228	253	287	-	-	2,467	-10%	2,467
	2023	362	282	310	321	269	264	161	224	312	245	263	159	2,750	▼	3,172
Misdemeanor	2024	77	98	101	102	88	78	72	79	86	88	-	-	869	9%	869
	2023	66	97	99	70	79	83	65	62	89	84	72	85	794	▲	951
Other	2024	7	5	3	6	-	1	5	6	4	7	-	-	44	-4%	44
	2023	11	2	3	2	6	3	2	2	7	8	1	4	46	▼	51
Other Criminally Related Matters	2024	4	12	13	9	5	6	11	9	12	13	-	-	94	12%	94
	2023	13	5	9	5	8	10	8	9	9	8	8	6	84	▲	98
Probates/Wills & Trusts - Level 1	2024	-	-	2	-	-	-	-	-	-	1	-	-	3	-25%	3
	2023	-	-	-	1	-	1	1	1	-	-	-	2	4	▼	6
Probates/Wills & Trusts - Level 2	2024	3	3	4	1	6	-	2	5	4	4	-	-	32	28%	32
	2023	2	1	4	3	2	8	1	2	1	1	-	-	25	▲	25
Uncontested Divorce	2024	37	46	50	51	46	33	38	42	39	60	-	-	442	5%	442
	2023	33	40	38	43	43	46	43	59	40	34	50	31	419	▲	500

This report reflects the case management system. Numbers will update as reports are refreshed and posted. The case types reported may not necessitate judicial involvement.

CPSS-CCMS-10.11 CASELOAD STATISTICS OF THE CIRCUIT COURTS

King George

January 2023 -- October 2024 Dispositions

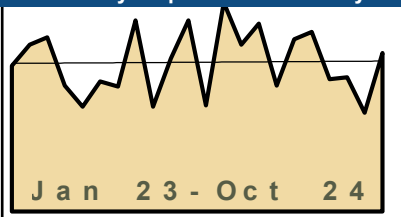
Alexandria and Fairfax Circuit are not Included in State Totals

Dashboard

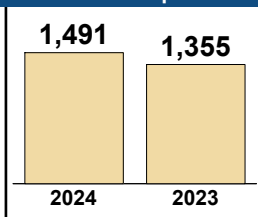
Court: King George Circuit
Start/End Date: Jan-23 / Oct-24
2023 Average Month: 137
Jan-Oct 2023: 1,355
Dispositions Trending: ▲

Circuit/Court ID: 15 215099
Type of Case: Dispositions
2024 Average Month: 149
Jan-Oct 2024 : 1,491
Overall AVG. Month: 142

Monthly Dispositions Summary



Jan --- Oct Dispositions



Dispositions by Division

Divisions		Jan	Feb	Mar	Apr	May	Jun	Jul	Aug	Sep	Oct	Nov	Dec	Thru Oct	% Change	Total
Total	2024	199	159	179	120	164	171	126	128	94	151	-	-	1,491	10%	1,491
	2023	139	159	166	120	100	124	119	182	100	146	182	101	1,355	▲	1,638
Civil	2024	14	5	15	22	15	12	7	9	8	10	-	-	117	-27%	117
	2023	9	20	14	18	11	8	15	37	9	20	13	15	161	▼	189
Criminal	2024	88	84	80	27	72	86	44	59	38	60	-	-	638	56%	638
	2023	40	63	51	25	20	45	41	38	30	57	84	39	410	▲	533
Concealed Handgun Permits	2024	77	51	65	49	55	53	61	43	40	70	-	-	564	-5%	564
	2023	65	57	80	59	51	56	48	74	46	55	67	29	591	▼	687
Miscellaneous/ Other	2024	20	19	19	22	22	20	14	16	8	11	-	-	171	-11%	171
	2023	25	19	21	18	18	15	15	33	15	14	18	18	193	▼	229
Others	2024	-	-	-	-	-	-	-	1	-	-	-	-	1	1	1
	2023	-	-	-	-	-	-	-	-	-	-	-	-	0	↔	0

Dispositions by Case Category

Case Categories		Jan	Feb	Mar	Apr	May	Jun	Jul	Aug	Sep	Oct	Nov	Dec	Thru Oct	% Change	Total
Administrative Law	2024	-	-	-	-	-	-	-	-	-	-	-	-	0	-100%	0
	2023	-	1	-	-	-	-	-	1	-	-	-	-	2	▼	2
Capital Murder	2024	-	-	-	-	-	-	-	-	-	-	-	-	0	-100%	0
	2023	-	-	-	-	1	-	-	-	-	-	-	-	1	▼	1
Contested Divorce	2024	4	-	2	2	-	1	2	4	1	1	-	-	17	-11%	17
	2023	3	1	2	4	1	-	2	5	1	-	-	2	19	▼	21
Domestic and Family - Level 1	2024	3	-	2	1	5	1	-	-	3	1	-	-	16	-30%	16
	2023	-	-	2	3	-	2	6	4	-	6	-	3	23	▼	26
Domestic and Family - Level 2	2024	1	-	2	2	-	1	-	-	-	1	-	-	7	17%	7
	2023	1	-	-	-	-	1	-	3	-	1	-	-	6	▲	6
Felonies and Related Matters	2024	57	43	49	18	57	62	19	40	29	38	-	-	412	60%	412
	2023	27	32	27	13	11	22	24	30	24	47	58	20	257	▲	335
General Civil - Level 1	2024	-	-	1	-	-	-	-	-	-	-	-	-	1	-80%	1
	2023	1	-	-	-	1	-	-	3	1	-	1	-	5	▼	6
General Civil - Level 2	2024	3	1	4	2	2	3	4	2	2	1	-	-	24	-11%	24
	2023	2	2	2	4	2	2	1	5	1	6	2	2	27	▼	31
General Civil - Level 3	2024	1	-	3	4	2	2	2	-	-	-	-	-	12	-63%	12
	2023	1	13	3	4	4	1	2	1	3	-	3	3	32	▼	38
Miscellaneous Civil	2024	87	60	78	57	71	69	70	50	46	80	-	-	668	-8%	668
	2023	81	70	92	71	63	67	58	100	57	65	75	40	724	▼	839
Misdemeanor	2024	29	40	28	8	14	22	22	14	9	21	-	-	207	62%	207
	2023	12	27	21	9	7	21	12	6	3	10	25	17	128	▲	170
Other	2024	7	10	6	13	6	4	4	10	2	1	-	-	63	15%	63
	2023	8	5	9	5	6	4	5	5	4	4	9	6	55	▲	70
Other Criminally Related Matters	2024	2	1	3	1	1	2	3	5	-	1	-	-	19	-27%	19
	2023	1	4	3	3	1	2	5	3	3	1	3	2	26	▼	31
Probates/Wills & Trusts - Level 1	2024	-	-	-	-	-	-	-	-	-	-	-	-	0	-100%	0
	2023	-	-	-	-	-	-	-	1	-	-	-	1	1	▼	2
Probates/Wills & Trusts - Level 2	2024	-	-	-	1	-	1	-	1	-	1	-	-	4	-20%	4
	2023	-	-	-	-	1	2	-	2	-	-	1	1	5	▼	7
Protective Orders	2024	2	-	-	2	1	-	1	-	-	1	-	-	7	600%	7
	2023	-	-	-	-	-	-	-	-	-	1	-	1	1	▲	2
Uncontested Divorce	2024	3	4	1	9	5	3	1	2	2	4	-	-	34	-21%	34
	2023	3	4	5	4	2	-	4	13	3	5	5	3	43	▼	51

This report reflects the case management system. Numbers will update as reports are refreshed and posted. The case types reported may not necessitate judicial involvement.

Dashboard		Monthly Dispositions Summary		Jan --- Oct Dispositions					
<p>Court: Lancaster Circuit Start/End Date: Jan-23 / Oct-24 2023 Average Month: 60 Jan-Oct 2023: 602 Dispositions Trending: ▲</p>	<p>Circuit/Court ID: 15 215103 Type of Case: Dispositions 2024 Average Month: 66 Jan-Oct 2024 : 658 Overall AVG. Month: 63</p>	<p style="text-align: center; font-weight: bold;">Jan 23 - Oct 24</p>		<table border="1" style="margin: auto;"> <tr> <td style="text-align: center; font-weight: bold; font-size: 1.2em;">658</td> <td style="text-align: center; font-weight: bold; font-size: 1.2em;">602</td> </tr> <tr> <td style="text-align: center; font-size: 0.8em;">2024</td> <td style="text-align: center; font-size: 0.8em;">2023</td> </tr> </table>		658	602	2024	2023
658	602								
2024	2023								

Dispositions by Division																
Divisions		Jan	Feb	Mar	Apr	May	Jun	Jul	Aug	Sep	Oct	Nov	Dec	Thru Oct	% Change	Total
Total	2024	53	76	94	44	53	90	59	62	73	54	-	-	658	9%	658
	2023	74	72	67	69	51	63	65	36	63	42	34	81	602	▲	717
Civil	2024	7	-	5	6	5	10	10	7	10	11	-	-	71	-13%	71
	2023	8	6	10	12	12	13	6	4	8	3	2	5	82	▼	89
Criminal	2024	8	53	58	11	18	55	27	35	26	17	-	-	308	61%	308
	2023	26	27	15	13	14	22	25	14	17	18	13	42	191	▲	246
Concealed Handgun Permits	2024	22	16	23	21	19	13	15	6	24	16	-	-	175	-22%	175
	2023	29	30	28	34	12	20	23	7	28	13	13	28	224	▼	265
Miscellaneous/ Other	2024	16	7	8	6	11	12	7	14	13	10	-	-	104	0%	104
	2023	11	8	14	10	13	8	11	11	10	8	6	6	104	↔	116
Others	2024	-	-	-	-	-	-	-	-	-	-	-	-	0	-100%	0
	2023	-	1	-	-	-	-	-	-	-	-	-	-	1	▼	1

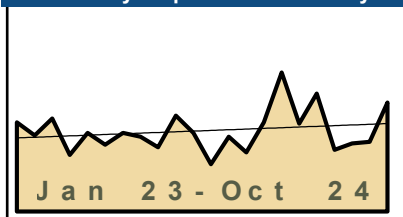
Dispositions by Case Category																
Case Categories		Jan	Feb	Mar	Apr	May	Jun	Jul	Aug	Sep	Oct	Nov	Dec	Thru Oct	% Change	Total
Administrative Law	2024	-	-	-	-	-	1	-	-	-	-	-	-	1	1	1
	2023	-	-	-	-	-	-	-	-	-	-	-	-	0	↔	0
Capital Murder	2024	-	-	-	-	-	-	-	-	-	-	-	-	0	0	0
	2023	-	-	-	-	-	-	-	-	-	-	2	-	0	↔	2
Contested Divorce	2024	-	-	-	-	-	1	-	-	1	-	-	-	2	-75%	2
	2023	1	1	-	-	-	1	-	1	3	1	-	1	8	▼	9
Domestic and Family - Level 1	2024	3	-	1	-	-	3	-	-	-	-	-	-	7	0%	7
	2023	1	-	4	-	1	-	-	-	1	-	1	-	7	↔	8
Domestic and Family - Level 2	2024	-	-	1	-	-	-	1	2	-	2	-	-	6	50%	6
	2023	1	-	1	1	-	1	-	-	-	-	-	-	4	▲	4
Felonies and Related Matters	2024	7	41	33	7	14	36	25	23	25	13	-	-	224	91%	224
	2023	20	21	12	10	13	2	18	4	7	10	5	30	117	▲	152
General Civil - Level 1	2024	-	-	-	-	-	-	-	-	1	1	-	-	2	-33%	2
	2023	-	-	1	-	-	1	-	-	1	-	-	-	3	▼	3
General Civil - Level 2	2024	5	-	1	2	3	1	1	3	4	5	-	-	25	47%	25
	2023	3	2	3	3	-	1	-	2	3	-	1	2	17	▲	20
General Civil - Level 3	2024	1	-	2	2	1	3	-	1	3	1	-	-	14	-53%	14
	2023	1	2	-	4	11	4	5	-	1	2	-	1	30	▼	31
Miscellaneous Civil	2024	28	22	26	26	29	21	21	14	31	22	-	-	240	-19%	240
	2023	35	36	36	41	21	28	28	18	35	19	17	30	297	▼	344
Misdemeanor	2024	-	11	24	4	4	16	1	10	1	3	-	-	74	21%	74
	2023	5	6	1	2	-	18	4	9	10	6	5	9	61	▲	75
Other	2024	7	1	2	1	1	1	4	4	6	4	-	-	31	11%	31
	2023	5	2	5	1	4	2	5	-	2	2	1	4	28	▲	33
Other Criminally Related Matters	2024	1	1	1	-	-	3	2	3	-	3	-	-	14	0%	14
	2023	1	1	2	1	1	2	3	1	-	2	1	4	14	↔	19
Probates/Wills & Trusts - Level 2	2024	-	-	1	-	-	1	1	-	-	-	-	-	3	-25%	3
	2023	1	1	-	1	-	-	1	-	-	-	1	-	4	▼	5
Uncontested Divorce	2024	1	-	2	2	1	3	3	2	1	-	-	-	15	25%	15
	2023	-	-	2	5	-	3	1	1	-	-	-	-	12	▲	12

This report reflects the case management system. Numbers will update as reports are refreshed and posted. The case types reported may not necessitate judicial involvement.

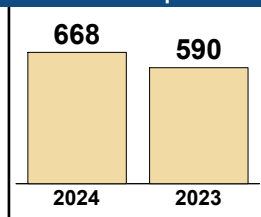
Dashboard

Court: Northumberland Circuit **Circuit/Court ID:** 15 215133
Start/End Date: Jan-23 / Oct-24 **Type of Case:** Dispositions
2023 Average Month: 57 **2024 Average Month:**67
Jan-Oct 2023: 590 **Jan-Oct 2024 :** 668
Dispositions Trending: ▲ **Overall AVG. Month:** 62

Monthly Dispositions Summary



Jan --- Oct Dispositions



Dispositions by Division

Divisions		Jan	Feb	Mar	Apr	May	Jun	Jul	Aug	Sep	Oct	Nov	Dec	Thru Oct	% Change	Total
Total	2024	57	45	68	106	67	90	47	52	53	83	-	-	668	13%	668
	2023	68	58	71	43	60	51	60	57	49	73	60	36	590	▲	686
Civil	2024	7	7	11	13	12	17	9	7	8	2	-	-	93	-4%	93
	2023	6	10	6	15	10	7	3	14	13	13	10	1	97	▼	108
Criminal	2024	23	8	12	32	15	14	15	9	31	24	-	-	183	-5%	183
	2023	22	26	16	7	24	18	17	22	12	29	16	18	193	▼	227
Concealed Handgun Permits	2024	23	27	36	18	33	19	20	32	12	50	-	-	270	5%	270
	2023	38	21	44	17	21	22	32	19	18	26	28	14	258	▲	300
Miscellaneous/ Other	2024	3	3	9	43	7	40	3	4	2	7	-	-	121	188%	121
	2023	2	1	5	4	5	4	8	2	6	5	5	3	42	▲	50
Others	2024	1	-	-	-	-	-	-	-	-	-	-	-	1	1	1
	2023	-	-	-	-	-	-	-	-	-	-	1	-	0	↔	1

Dispositions by Case Category

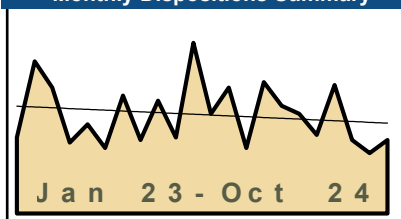
Case Categories		Jan	Feb	Mar	Apr	May	Jun	Jul	Aug	Sep	Oct	Nov	Dec	Thru Oct	% Change	Total
Administrative Law	2024	-	-	-	-	-	1	-	-	-	-	-	-	1	0%	1
	2023	-	-	-	-	-	-	-	-	-	1	-	-	1	↔	1
Capital Murder	2024	-	-	-	-	-	-	-	-	-	-	-	-	0	-100%	0
	2023	-	-	-	-	-	-	-	-	-	1	-	-	1	▼	1
Contested Divorce	2024	-	-	1	1	3	1	1	2	-	-	-	-	9	0%	9
	2023	1	1	-	-	2	-	1	-	2	2	-	-	9	↔	9
Domestic and Family - Level 1	2024	-	-	-	-	-	-	-	1	-	-	-	-	1	-94%	1
	2023	2	-	1	-	4	1	1	1	6	2	-	-	18	▼	18
Domestic and Family - Level 2	2024	-	-	-	1	-	-	-	-	-	-	-	-	1	0%	1
	2023	-	-	-	1	-	-	-	-	-	-	-	-	1	↔	1
Felonies and Related Matters	2024	23	6	10	29	11	12	13	7	23	18	-	-	152	13%	152
	2023	16	21	13	2	19	15	10	7	6	25	13	17	134	▲	164
General Civil	2024	-	-	-	17	-	16	-	-	-	-	-	-	33	33	33
	2023	-	-	-	-	-	-	-	-	-	-	-	-	0	↔	0
General Civil - Level 1	2024	-	-	-	2	-	-	-	-	-	-	-	-	2	2	2
	2023	-	-	-	-	-	-	-	-	-	-	2	-	0	↔	2
General Civil - Level 2	2024	1	2	3	5	2	-	5	2	2	3	-	-	25	79%	25
	2023	-	2	2	4	2	1	-	1	-	2	-	1	14	▲	15
General Civil - Level 3	2024	4	-	2	5	2	5	1	1	5	-	-	-	25	-4%	25
	2023	1	6	2	3	3	3	-	5	-	3	4	-	26	▼	30
Miscellaneous Civil	2024	25	30	49	41	39	50	22	35	14	56	-	-	361	19%	361
	2023	40	22	49	21	25	27	40	25	24	31	32	16	304	▲	352
Misdemeanor	2024	-	1	-	1	3	2	2	2	6	5	-	-	22	-49%	22
	2023	5	4	1	3	3	2	6	12	4	3	1	1	43	▼	45
Other	2024	2	1	-	1	3	1	-	1	-	-	-	-	9	800%	9
	2023	-	-	-	1	-	-	-	-	-	-	3	-	1	▲	4
Other Criminally Related Matters	2024	-	1	2	2	2	-	-	-	-	2	1	-	10	-38%	10
	2023	1	1	2	2	2	1	1	3	3	-	2	-	16	▼	18
Probates/Wills & Trusts - Level 1	2024	-	-	1	-	-	-	-	-	-	-	-	-	1	1	1
	2023	-	-	-	-	-	-	-	-	-	-	-	-	0	↔	0
Probates/Wills & Trusts - Level 2	2024	1	1	-	1	-	1	-	-	-	-	-	-	4	300%	4
	2023	-	-	-	1	-	-	-	-	-	-	-	-	1	▲	1
Uncontested Divorce	2024	1	3	-	-	2	1	3	1	1	1	-	-	12	-43%	12
	2023	2	1	1	5	-	1	1	3	4	3	3	1	21	▼	25

This report reflects the case management system. Numbers will update as reports are refreshed and posted. The case types reported may not necessitate judicial involvement.

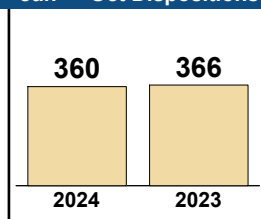
Dashboard

Court: Richmond County Circuit **Circuit/Court ID:** 15 215159
Start/End Date: Jan-23 / Oct-24 **Type of Case:** Dispositions
2023 Average Month: 39 **2024 Average Month:** 36
Jan-Oct 2023: 366 **Jan-Oct 2024 :** 360
Dispositions Trending: ⇄ **Overall AVG. Month:** 38

Monthly Dispositions Summary



Jan --- Oct Dispositions



Dispositions by Division

Divisions		Jan	Feb	Mar	Apr	May	Jun	Jul	Aug	Sep	Oct	Nov	Dec	Thru Oct	% Change	Total
Total	2024	48	25	50	41	38	30	49	28	23	28	-	-	360	-2%	360
	2023	29	58	48	27	34	25	45	28	43	29	65	38	366	▼	469
Civil	2024	1	2	2	4	-	5	13	4	1	1	-	-	33	-11%	33
	2023	2	4	4	5	2	2	10	3	2	3	4	9	37	▼	50
Criminal	2024	33	1	20	16	11	13	16	9	12	12	-	-	143	5%	143
	2023	10	17	22	3	14	7	16	14	27	6	43	20	136	▲	199
Concealed Handgun Permits	2024	10	18	25	18	26	10	15	10	5	11	-	-	148	-6%	148
	2023	16	32	19	16	16	13	13	8	13	12	7	8	158	▼	173
Miscellaneous/ Other	2024	4	4	3	3	1	2	5	5	5	4	-	-	36	3%	36
	2023	1	5	3	3	2	3	6	3	1	8	11	1	35	▲	47

Dispositions by Case Category

Case Categories		Jan	Feb	Mar	Apr	May	Jun	Jul	Aug	Sep	Oct	Nov	Dec	Thru Oct	% Change	Total
Administrative Law	2024	-	-	-	-	-	-	-	-	-	-	-	1	0	0	0
	2023	-	-	-	-	-	-	-	-	-	-	-	-	0	↔	1
Contested Divorce	2024	-	1	-	-	-	2	2	-	-	1	-	-	6	200%	6
	2023	-	-	1	-	-	-	-	1	-	-	-	1	2	▲	3
Domestic and Family - Level 1	2024	-	-	-	-	-	-	2	-	1	-	-	-	3	-25%	3
	2023	-	2	-	-	-	-	-	1	-	1	1	1	4	▼	6
Domestic and Family - Level 2	2024	1	-	-	-	-	-	-	1	-	-	-	-	2	2	2
	2023	-	-	-	-	-	-	-	-	-	-	-	-	0	↔	0
Felonies and Related Matters	2024	26	1	14	10	10	10	8	8	3	12	-	-	102	26%	102
	2023	4	12	16	2	9	3	8	10	15	2	33	12	81	▲	126
General Civil - Level 1	2024	-	-	-	-	-	-	-	-	-	-	-	-	0	-100%	0
	2023	-	-	-	-	-	-	1	-	-	-	-	-	1	▼	1
General Civil - Level 2	2024	-	-	1	-	-	1	3	3	-	-	-	-	8	0%	8
	2023	-	-	1	-	-	1	3	-	1	2	-	1	8	↔	9
General Civil - Level 3	2024	-	-	-	2	-	1	3	-	-	-	-	-	6	50%	6
	2023	-	1	-	-	1	-	1	1	-	-	-	-	4	▲	4
Miscellaneous Civil	2024	12	22	28	20	27	12	20	15	10	15	-	-	181	-2%	181
	2023	17	35	22	18	18	15	16	11	14	18	13	9	184	▼	206
Misdemeanor	2024	7	-	4	6	-	3	7	1	8	-	-	-	36	-12%	36
	2023	5	3	4	-	5	3	6	2	12	1	7	6	41	▼	54
Other	2024	2	-	-	-	-	-	-	-	-	-	-	-	2	-75%	2
	2023	-	2	-	2	-	1	2	-	-	1	5	1	8	▼	14
Other Criminally Related Matters	2024	-	-	2	-	1	-	1	-	1	-	-	-	5	-67%	5
	2023	2	2	2	1	-	1	2	2	-	3	3	2	15	▼	20
Probates/Wills & Trusts - Level 1	2024	-	-	-	-	-	-	-	-	-	-	-	-	0	0	0
	2023	-	-	-	-	-	-	-	-	-	-	-	1	0	↔	1
Probates/Wills & Trusts - Level 2	2024	-	-	-	-	-	-	-	-	-	-	-	-	0	-100%	0
	2023	-	1	-	-	-	-	-	-	-	-	-	1	1	▼	2
Uncontested Divorce	2024	-	1	1	3	-	1	3	-	-	-	-	-	9	-47%	9
	2023	1	-	2	4	1	1	6	-	1	1	1	4	17	▼	22

CPSS-CCMS-10.11 CASELOAD STATISTICS OF THE CIRCUIT COURTS

Spotsylvania

January 2023 -- October 2024 Dispositions

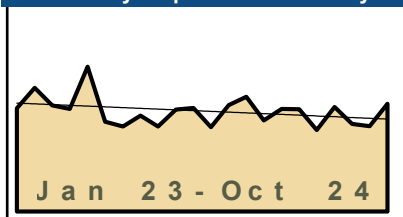
Alexandria and Fairfax Circuit are not Included in State Totals

Dashboard

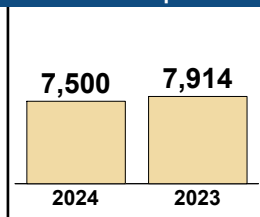
Court: Spotsylvania Circuit
Start/End Date: Jan-23 / Oct-24
2023 Average Month: 779
Jan-Oct 2023: 7,914
Dispositions Trending: ▼

Circuit/Court ID: 15 215177
Type of Case: Dispositions
2024 Average Month: 750
Jan-Oct 2024 : 7,500
Overall AVG. Month: 766

Monthly Dispositions Summary



Jan --- Oct Dispositions



Dispositions by Division

Divisions		Jan	Feb	Mar	Apr	May	Jun	Jul	Aug	Sep	Oct	Nov	Dec	Thru Oct	% Change	Total
Total	2024	811	874	694	782	780	622	797	668	650	822	-	-	7,500	-5%	7,500
	2023	788	943	809	783	1,104	684	647	731	648	777	789	642	7,914	▼	9,345
Civil	2024	80	92	51	79	68	80	78	71	55	92	-	-	746	-22%	746
	2023	101	74	60	81	232	114	79	73	73	69	96	79	956	▼	1,131
Criminal	2024	276	354	327	337	338	272	361	286	237	341	-	-	3,129	12%	3,129
	2023	216	232	288	290	356	274	221	333	268	306	302	323	2,784	▲	3,409
Concealed Handgun Permits	2024	326	320	225	244	250	180	259	220	251	235	-	-	2,510	-16%	2,510
	2023	348	532	324	315	329	199	254	193	190	297	294	155	2,981	▼	3,430
Miscellaneous/ Other	2024	128	107	90	122	124	90	97	91	106	151	-	-	1,106	-7%	1,106
	2023	123	105	135	97	186	97	93	132	117	104	97	85	1,189	▼	1,371
Others	2024	1	1	1	-	-	-	2	-	1	3	-	-	9	125%	9
	2023	-	-	2	-	1	-	-	-	-	1	-	-	4	▲	4

Dispositions by Case Category

Case Categories		Jan	Feb	Mar	Apr	May	Jun	Jul	Aug	Sep	Oct	Nov	Dec	Thru Oct	% Change	Total
Administrative Law	2024	2	3	-	-	-	1	1	-	-	-	-	-	7	-13%	7
	2023	1	-	-	-	3	1	1	1	1	-	-	-	8	▼	8
Capital Murder	2024	-	-	-	-	1	1	-	-	-	-	-	-	2	2	2
	2023	-	-	-	-	-	-	-	-	-	-	1	-	0	↔	1
Contested Divorce	2024	8	8	9	14	7	16	12	8	3	7	-	-	92	-23%	92
	2023	8	10	7	6	35	19	13	12	3	6	8	7	119	▼	134
Domestic and Family - Level 1	2024	9	23	11	9	3	7	11	11	14	24	-	-	122	-46%	122
	2023	33	2	18	46	13	41	16	19	27	13	29	35	228	▼	292
Domestic and Family - Level 2	2024	5	5	3	4	8	6	4	6	7	6	-	-	54	20%	54
	2023	13	1	4	1	8	7	2	5	2	2	1	8	45	▲	54
Felonies and Related Matters	2024	202	261	208	221	228	192	236	195	171	250	-	-	2,164	12%	2,164
	2023	156	163	195	217	237	180	167	243	172	202	220	212	1,932	▲	2,364
General Civil - Level 1	2024	-	1	-	-	2	-	3	-	-	1	-	-	7	40%	7
	2023	-	2	-	-	1	-	-	2	-	-	1	-	5	▲	6
General Civil - Level 2	2024	16	19	9	27	26	13	21	13	10	20	-	-	174	-7%	174
	2023	12	17	12	10	61	16	14	10	18	17	19	8	187	▼	214
General Civil - Level 3	2024	11	7	3	8	3	7	5	7	6	8	-	-	65	-29%	65
	2023	7	13	6	5	26	4	9	3	4	14	10	6	91	▼	107
Miscellaneous Civil	2024	387	383	282	318	324	236	319	288	316	306	-	-	3,159	-12%	3,159
	2023	405	580	391	369	426	250	307	253	256	347	340	203	3,584	▼	4,127
Misdemeanor	2024	67	76	99	101	99	71	112	72	50	80	-	-	827	20%	827
	2023	47	60	69	61	93	77	42	80	76	85	72	102	690	▲	864
Other	2024	65	43	31	49	45	33	37	23	40	82	-	-	448	-21%	448
	2023	65	57	68	40	80	46	37	70	49	55	49	38	567	▼	654
Other Criminally Related Matters	2024	7	17	20	15	11	8	13	20	16	11	-	-	138	-16%	138
	2023	13	10	24	12	27	17	12	11	20	19	9	9	165	▼	183
Probates/Wills & Trusts - Level 1	2024	-	-	-	-	-	-	-	-	-	-	-	-	0	-100%	0
	2023	-	1	-	-	1	-	1	-	-	-	-	-	3	▼	3
Probates/Wills & Trusts - Level 2	2024	4	4	4	1	1	1	1	7	3	3	-	-	29	-33%	29
	2023	2	1	4	3	12	6	3	2	4	6	4	2	43	▼	49
Uncontested Divorce	2024	28	24	15	15	22	30	22	18	14	24	-	-	212	-14%	212
	2023	26	26	11	13	81	20	23	20	16	11	26	12	247	▼	285

This report reflects the case management system. Numbers will update as reports are refreshed and posted. The case types reported may not necessitate judicial involvement.

Dashboard		Monthly Dispositions Summary		Jan --- Oct Dispositions					
<p>Court: Stafford Circuit Start/End Date: Jan-23 / Oct-24 2023 Average Month: 613 Jan-Oct 2023: 6,311 Dispositions Trending: ▲</p>	<p>Circuit/Court ID: 15 215179 Type of Case: Dispositions 2024 Average Month: 666 Jan-Oct 2024 : 6,656 Overall AVG. Month: 637</p>			<table border="1" style="margin: auto;"> <tr> <td style="text-align: center; width: 50px;">6,656</td> <td style="text-align: center; width: 50px;">6,311</td> </tr> <tr> <td style="text-align: center;">2024</td> <td style="text-align: center;">2023</td> </tr> </table>		6,656	6,311	2024	2023
6,656	6,311								
2024	2023								

Dispositions by Division																
Divisions		Jan	Feb	Mar	Apr	May	Jun	Jul	Aug	Sep	Oct	Nov	Dec	Thru Oct	% Change	Total
Total	2024	666	747	758	709	619	682	556	578	732	609	-	-	6,656	5%	6,656
	2023	775	574	749	677	506	530	495	783	582	640	526	520	6,311	▲	7,357
Civil	2024	45	30	58	45	61	31	50	45	49	47	-	-	461	0%	461
	2023	48	38	38	78	42	38	33	53	43	50	36	47	461	↔	544
Criminal	2024	300	312	401	325	281	388	238	350	294	239	-	-	3,128	13%	3,128
	2023	318	245	291	286	182	281	267	314	311	270	220	227	2,765	▲	3,212
Concealed Handgun Permits	2024	238	348	254	287	195	213	216	140	340	282	-	-	2,513	-1%	2,513
	2023	351	252	366	248	236	153	136	356	169	277	220	197	2,544	▼	2,961
Miscellaneous/ Other	2024	83	57	45	52	82	50	52	43	49	41	-	-	554	2%	554
	2023	58	39	54	65	46	58	59	60	59	43	50	49	541	▲	640

Dispositions by Case Category																
Case Categories		Jan	Feb	Mar	Apr	May	Jun	Jul	Aug	Sep	Oct	Nov	Dec	Thru Oct	% Change	Total
Administrative Law	2024	2	-	1	-	-	-	-	-	-	1	-	-	4	-20%	4
	2023	2	-	-	1	-	-	-	-	-	1	-	-	5	▼	5
Capital Murder	2024	1	1	-	-	-	-	-	-	-	-	-	-	2	100%	2
	2023	-	1	-	-	-	-	-	-	-	-	-	-	1	▲	1
Contested Divorce	2024	2	3	10	5	7	4	2	10	12	3	-	-	58	-27%	58
	2023	7	5	4	15	8	5	8	11	7	9	7	9	79	▼	95
Domestic and Family - Level 1	2024	2	4	5	2	2	1	7	-	4	3	-	-	30	-45%	30
	2023	6	4	3	3	9	2	8	7	8	5	4	2	55	▼	61
Domestic and Family - Level 2	2024	12	3	6	4	4	5	5	7	5	2	-	-	53	15%	53
	2023	6	8	2	7	5	2	7	2	5	2	2	7	46	▲	55
Felonies and Related Matters	2024	196	205	256	225	199	257	169	232	196	151	-	-	2,086	12%	2,086
	2023	203	170	193	210	122	179	183	207	196	193	154	143	1,856	▲	2,153
General Civil - Level 1	2024	1	-	-	-	-	2	1	-	-	-	-	-	4	0%	4
	2023	-	-	-	1	1	-	-	2	-	-	-	2	4	↔	6
General Civil - Level 2	2024	13	13	9	9	24	7	14	12	10	12	-	-	123	52%	123
	2023	7	10	13	12	10	4	2	12	6	5	11	10	81	▲	102
General Civil - Level 3	2024	2	1	6	11	6	5	5	5	4	8	-	-	53	29%	53
	2023	3	1	2	7	3	8	1	8	1	7	2	5	41	▲	48
Miscellaneous Civil	2024	317	403	295	336	272	260	265	182	387	321	-	-	3,038	-1%	3,038
	2023	408	289	418	309	277	208	191	413	226	319	268	243	3,058	▼	3,569
Misdemeanor	2024	83	75	120	85	60	97	58	87	66	58	-	-	789	8%	789
	2023	99	57	76	55	44	79	67	88	104	60	46	77	729	▲	852
Other	2024	1	-	1	-	-	-	1	1	1	2	-	-	7	17%	7
	2023	-	1	1	1	-	2	-	-	1	-	-	-	6	▲	6
Other Criminally Related Matters	2024	21	31	27	15	22	34	13	33	32	32	-	-	260	36%	260
	2023	16	17	24	22	17	24	18	19	12	22	20	8	191	▲	219
Probates/Wills & Trusts - Level 2	2024	-	-	-	1	-	-	1	-	-	-	-	-	2	-88%	2
	2023	3	-	-	1	-	5	1	2	4	-	-	1	16	▼	17
Uncontested Divorce	2024	13	8	22	16	23	10	15	9	15	16	-	-	147	3%	147
	2023	15	11	13	33	10	12	9	12	11	17	10	15	143	▲	168

Dashboard		Monthly Dispositions Summary		Jan --- Oct Dispositions	
<p>Court: Westmoreland Circuit Start/End Date: Jan-23 / Oct-24 2023 Average Month: 100 Jan-Oct 2023: 1,040 Dispositions Trending: ▼</p>	<p>Circuit/Court ID: 15 215193 Type of Case: Dispositions 2024 Average Month: 78 Jan-Oct 2024 : 776 Overall AVG. Month: 90</p>	<p>Jan 23 - Oct 24</p>		<p>776 (2024) vs 1,040 (2023)</p>	

Dispositions by Division																
Divisions		Jan	Feb	Mar	Apr	May	Jun	Jul	Aug	Sep	Oct	Nov	Dec	Thru Oct	% Change	Total
Total	2024	102	80	90	71	76	48	60	82	53	114	-	-	776	-25%	776
	2023	142	94	141	69	117	102	124	87	111	53	86	70	1,040	▼	1,196
Civil	2024	7	4	4	7	7	4	1	4	2	6	-	-	46	-58%	46
	2023	7	14	12	7	16	13	18	8	7	7	11	2	109	▼	122
Criminal	2024	33	26	28	32	38	23	33	27	14	73	-	-	327	-34%	327
	2023	75	43	64	37	39	52	69	55	45	20	40	38	499	▼	577
Concealed Handgun Permits	2024	58	45	50	30	27	20	25	44	36	30	-	-	365	4%	365
	2023	50	36	58	21	36	30	31	18	48	24	29	25	352	▲	406
Miscellaneous/ Other	2024	4	5	7	2	4	1	1	7	1	5	-	-	37	-54%	37
	2023	10	1	7	4	26	7	6	6	11	2	6	5	80	▼	91
Others	2024	-	-	1	-	-	-	-	-	-	-	-	-	1	1	1
	2023	-	-	-	-	-	-	-	-	-	-	-	-	0	↔	0

Dispositions by Case Category																
Case Categories		Jan	Feb	Mar	Apr	May	Jun	Jul	Aug	Sep	Oct	Nov	Dec	Thru Oct	% Change	Total
Administrative Law	2024	-	-	-	-	-	-	-	-	-	-	-	-	0	-100%	0
	2023	-	1	-	-	-	-	-	-	-	-	-	-	1	▼	1
Contested Divorce	2024	1	-	1	-	3	1	1	1	-	-	-	-	8	-27%	8
	2023	2	1	2	-	1	3	1	-	1	-	3	-	11	▼	14
Domestic and Family - Level 1	2024	3	-	-	7	2	2	-	-	-	-	-	-	14	-44%	14
	2023	4	4	1	2	1	2	4	4	2	1	3	-	25	▼	28
Domestic and Family - Level 2	2024	-	-	-	-	-	-	-	-	-	1	-	-	1	-50%	1
	2023	-	-	-	-	-	1	-	-	1	-	1	-	2	▼	3
Felonies and Related Matters	2024	30	22	23	15	32	10	20	19	7	42	-	-	220	-35%	220
	2023	39	29	43	22	33	43	59	39	27	7	27	31	341	▼	399
General Civil - Level 1	2024	1	-	-	-	-	-	-	-	-	-	-	-	1	-50%	1
	2023	-	-	-	-	1	-	-	-	-	1	1	-	2	▼	3
General Civil - Level 2	2024	-	-	1	-	1	-	-	2	2	2	-	-	8	-64%	8
	2023	1	1	2	2	8	2	2	1	-	3	2	1	22	▼	25
General Civil - Level 3	2024	-	2	1	-	-	-	-	-	-	1	-	-	4	-82%	4
	2023	1	2	4	1	4	4	4	2	-	-	2	-	22	▼	24
Miscellaneous Civil	2024	61	50	54	32	30	21	26	50	36	34	-	-	394	-5%	394
	2023	58	37	64	25	53	34	36	23	59	26	33	30	415	▼	478
Misdemeanor	2024	3	3	3	3	4	6	5	7	6	6	-	-	46	-63%	46
	2023	25	10	8	13	5	4	15	16	17	10	9	7	123	▼	139
Other	2024	-	-	3	-	-	-	-	-	-	-	-	-	3	200%	3
	2023	-	-	-	-	-	-	-	-	-	1	1	-	1	▲	2
Other Criminally Related Matters	2024	-	1	2	14	2	7	8	1	1	25	-	-	61	53%	61
	2023	11	4	13	2	1	5	-	-	1	3	4	-	40	▲	44
Probates/Wills & Trusts - Level 2	2024	-	-	-	-	-	-	-	-	-	-	-	-	0	-100%	0
	2023	-	1	-	1	2	-	-	-	1	-	-	-	5	▼	5
Uncontested Divorce	2024	3	2	2	-	2	1	-	2	1	3	-	-	16	-47%	16
	2023	1	4	4	1	8	4	3	2	2	1	-	1	30	▼	31

CPSS-CCMS-10.11 CASELOAD STATISTICS OF THE CIRCUIT COURTS

Fredericksburg

January 2023 -- October 2024 Dispositions

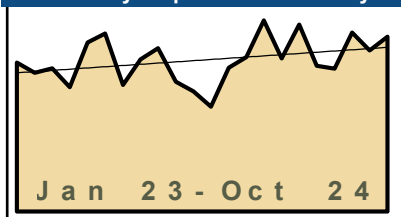
Alexandria and Fairfax Circuit are not Included in State Totals

Dashboard

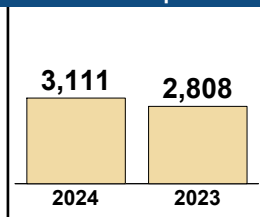
Court: Fredericksburg Circuit
Start/End Date: Jan-23 / Oct-24
2023 Average Month: 270
Jan-Oct 2023: 2,808
Dispositions Trending: ▲

Circuit/Court ID: 15 215630
Type of Case: Dispositions
2024 Average Month: 311
Jan-Oct 2024 : 3,111
Overall AVG. Month: 289

Monthly Dispositions Summary



Jan --- Oct Dispositions



Dispositions by Division

Divisions		Jan	Feb	Mar	Apr	May	Jun	Jul	Aug	Sep	Oct	Nov	Dec	Thru Oct	% Change	Total
Total	2024	274	294	364	292	356	278	272	341	307	333	-	-	3,111	11%	3,111
	2023	284	264	273	237	322	339	241	290	311	247	229	200	2,808	▲	3,237
Civil	2024	43	41	47	58	40	39	52	47	43	66	-	-	476	-6%	476
	2023	46	60	54	47	45	63	54	47	54	36	52	38	506	▼	596
Criminal	2024	158	168	234	161	235	172	156	216	201	200	-	-	1,901	24%	1,901
	2023	145	135	131	138	186	192	116	163	179	148	102	94	1,533	▲	1,729
Concealed Handgun Permits	2024	33	40	25	29	29	24	18	29	21	19	-	-	267	-3%	267
	2023	30	35	29	26	39	22	29	22	29	15	34	22	276	▼	332
Miscellaneous/ Other	2024	40	44	58	44	52	42	45	47	39	48	-	-	459	-6%	459
	2023	61	34	59	26	52	62	42	58	47	48	41	46	489	▼	576
Others	2024	-	1	-	-	-	1	1	2	3	-	-	-	8	100%	8
	2023	2	-	-	-	-	-	-	-	2	-	-	-	4	▲	4

Dispositions by Case Category


Case Categories		Jan	Feb	Mar	Apr	May	Jun	Jul	Aug	Sep	Oct	Nov	Dec	Thru Oct	% Change	Total
Administrative Law	2024	-	-	-	-	-	-	-	1	-	-	-	-	1	-67%	1
	2023	1	-	-	1	-	-	-	-	-	1	1	2	3	▼	6
Capital Murder	2024	-	-	-	-	-	-	-	-	-	-	-	-	0	-100%	0
	2023	-	2	-	-	-	-	-	-	-	-	-	-	2	▼	2
Contested Divorce	2024	5	7	5	9	8	8	7	5	7	1	-	-	62	7%	62
	2023	7	4	4	6	6	3	11	4	9	4	7	5	58	▲	70
Domestic and Family - Level 1	2024	1	1	-	11	-	1	8	4	1	20	-	-	47	-39%	47
	2023	11	26	15	1	2	5	2	9	3	3	6	3	77	▼	86
Domestic and Family - Level 2	2024	11	6	9	6	11	10	15	8	4	10	-	-	90	1%	90
	2023	3	7	7	10	13	14	9	11	10	5	12	3	89	▲	104
Felonies and Related Matters	2024	102	97	139	97	138	92	90	106	104	117	-	-	1,082	6%	1,082
	2023	104	81	92	95	106	125	74	113	126	101	63	71	1,017	▲	1,151
General Civil - Level 1	2024	1	-	-	2	2	1	-	-	3	2	-	-	11	0%	11
	2023	2	1	1	1	-	2	1	-	2	1	2	1	11	↔	14
General Civil - Level 2	2024	12	10	17	15	9	7	7	18	17	23	-	-	135	35%	135
	2023	7	6	15	8	14	11	11	8	12	8	8	10	100	▲	118
General Civil - Level 3	2024	4	1	1	3	4	2	4	2	3	2	-	-	26	-47%	26
	2023	7	8	4	4	5	8	3	6	1	3	2	5	49	▼	56
Miscellaneous Civil	2024	49	51	43	44	42	46	33	42	36	40	-	-	426	-12%	426
	2023	59	55	52	35	57	55	40	42	55	32	49	45	482	▼	576
Misdemeanor	2024	49	64	87	54	87	75	57	102	83	74	-	-	732	66%	732
	2023	34	46	31	40	75	51	40	42	48	35	37	19	442	▲	498
Other	2024	22	34	44	27	39	20	33	34	27	25	-	-	305	16%	305
	2023	27	8	34	15	31	32	30	34	22	30	25	23	263	▲	311
Other Criminally Related Matters	2024	8	7	9	11	10	6	10	8	14	9	-	-	92	26%	92
	2023	7	6	8	3	5	17	2	8	5	12	3	4	73	▲	80
Probates/Wills & Trusts - Level 1	2024	-	-	-	-	-	-	-	-	-	-	-	-	0	-100%	0
	2023	-	-	-	-	-	-	1	1	-	-	-	-	2	▼	2
Probates/Wills & Trusts - Level 2	2024	1	-	1	-	-	1	1	-	-	-	-	-	4	-73%	4
	2023	2	2	1	5	-	1	1	1	1	1	-	-	15	▼	15
Protective Orders	2024	-	-	-	-	-	-	-	-	-	2	-	-	2	2	2
	2023	-	-	-	-	-	-	-	-	-	-	-	-	0	↔	0
Uncontested Divorce	2024	9	16	9	13	6	9	7	11	8	8	-	-	96	-23%	96
	2023	13	12	9	13	8	15	16	11	17	11	14	9	125	▼	148

This report reflects the case management system. Numbers will update as reports are refreshed and posted. The case types reported may not necessitate judicial involvement.

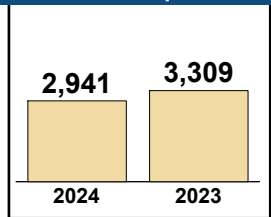
Dashboard

Court: Albemarle Circuit **Circuit/Court ID:** 16 216003
Start/End Date: Jan-23 / Oct-24 **Type of Case:** Dispositions
2023 Average Month: 323 **2024 Average Month:** 294
Jan-Oct 2023: 3,309 **Jan-Oct 2024 :** 2,941
Dispositions Trending: ▼ **Overall AVG. Month:** 310

Monthly Dispositions Summary



Jan --- Oct Dispositions



Dispositions by Division

Divisions		Jan	Feb	Mar	Apr	May	Jun	Jul	Aug	Sep	Oct	Nov	Dec	Thru Oct	% Change	Total
Total	2024	328	317	317	362	308	220	257	294	232	306	-	-	2,941	-11%	2,941
	2023	357	325	425	354	272	343	240	339	280	374	224	346	3,309	▼	3,879
Civil	2024	61	40	60	47	40	58	41	45	40	65	-	-	497	-29%	497
	2023	68	46	145	61	67	58	47	64	72	68	35	60	696	▼	791
Criminal	2024	32	51	30	62	64	20	35	51	49	36	-	-	430	-29%	430
	2023	61	65	37	71	31	84	36	49	75	98	25	29	607	▼	661
Concealed Handgun Permits	2024	90	101	111	114	73	47	85	108	59	91	-	-	879	-10%	879
	2023	109	126	114	132	68	91	67	108	49	116	33	104	980	▼	1,117
Miscellaneous/ Other	2024	144	125	115	137	129	93	95	85	83	114	-	-	1,120	10%	1,120
	2023	118	87	129	89	104	107	89	118	84	92	130	153	1,017	▲	1,300
Others	2024	1	-	1	2	2	2	1	5	1	-	-	-	15	67%	15
	2023	1	1	-	1	2	3	1	-	-	-	-	1	9	▲	10

Dispositions by Case Category

Case Categories		Jan	Feb	Mar	Apr	May	Jun	Jul	Aug	Sep	Oct	Nov	Dec	Thru Oct	% Change	Total
Administrative Law	2024	-	-	1	-	-	-	-	1	-	-	-	-	2	-50%	2
	2023	-	-	1	-	1	-	1	-	1	-	1	-	4	▼	5
Capital Murder	2024	-	-	-	-	-	1	-	-	-	-	-	-	1	-50%	1
	2023	-	-	-	-	1	-	-	1	-	-	-	-	2	▼	2
Contested Divorce	2024	9	2	15	6	-	7	5	7	6	4	-	-	61	-25%	61
	2023	5	4	24	3	9	4	1	4	16	11	4	5	81	▼	90
Domestic and Family - Level 1	2024	8	10	3	8	1	7	2	4	-	15	-	-	58	-41%	58
	2023	16	13	16	11	6	15	5	10	3	4	3	5	99	▼	107
Domestic and Family - Level 2	2024	4	6	6	6	-	5	2	1	6	-	-	-	36	-29%	36
	2023	6	5	10	4	3	7	1	4	6	5	3	6	51	▼	60
Felonies and Related Matters	2024	25	40	23	42	48	14	23	47	44	29	-	-	335	-32%	335
	2023	50	49	33	57	28	69	33	34	66	77	24	26	496	▼	546
General Civil	2024	-	-	-	-	-	-	-	-	-	1	-	-	1	1	1
	2023	-	-	-	-	-	-	-	-	-	-	-	-	0	↔	0
General Civil - Level 1	2024	-	-	1	-	4	2	2	-	5	1	-	-	15	15%	15
	2023	1	-	1	2	-	1	1	4	3	-	-	2	13	▲	15
General Civil - Level 2	2024	11	7	3	6	13	19	11	11	9	20	-	-	110	-29%	110
	2023	14	10	39	13	12	9	19	16	10	13	11	20	155	▼	186
General Civil - Level 3	2024	10	11	9	10	3	3	6	6	3	4	-	-	65	8%	65
	2023	7	6	14	11	5	1	2	4	1	9	3	4	60	▲	67
Miscellaneous Civil	2024	118	140	147	154	107	77	120	142	93	141	-	-	1,239	-10%	1,239
	2023	146	140	174	165	107	145	109	153	83	153	73	131	1,375	▼	1,579
Misdemeanor	2024	6	10	5	18	13	5	11	3	4	4	-	-	79	-14%	79
	2023	11	13	4	10	2	15	3	11	8	15	1	1	92	▼	94
Other	2024	117	82	75	94	94	67	61	55	50	60	-	-	755	24%	755
	2023	81	70	65	55	67	56	45	72	47	50	84	116	608	▲	808
Other Criminally Related Matters	2024	1	1	2	2	3	-	1	1	1	3	-	-	15	-25%	15
	2023	-	3	1	4	-	2	-	3	1	6	-	2	20	▼	22
Probates/Wills & Trusts - Level 1	2024	-	-	1	-	-	-	-	-	-	-	-	-	1	-83%	1
	2023	-	-	-	-	2	1	1	-	2	-	1	1	6	▼	8
Probates/Wills & Trusts - Level 2	2024	7	1	2	4	3	3	2	6	1	-	-	-	29	-38%	29
	2023	6	5	6	3	2	4	2	9	3	7	1	2	47	▼	50
Protective Orders	2024	1	-	-	-	1	-	-	-	-	-	-	-	2	0%	2
	2023	-	-	-	-	-	2	-	-	-	-	-	-	2	↔	2
Uncontested Divorce	2024	11	7	24	12	18	10	11	10	10	24	-	-	137	-31%	137
	2023	14	7	37	16	27	12	17	14	30	24	15	25	198	▼	238

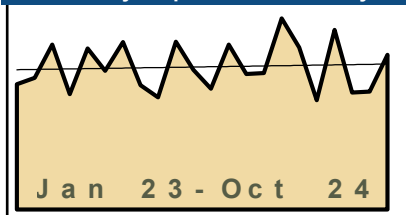
This report reflects the case management system. Numbers will update as reports are refreshed and posted. The case types reported may not necessitate judicial involvement.

Dashboard

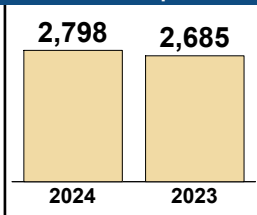
Court: Culpeper Circuit
Start/End Date: Jan-23 / Oct-24
2023 Average Month: 265
Jan-Oct 2023: 2,685
Dispositions Trending: ▲

Circuit/Court ID: 16 216047
Type of Case: Dispositions
2024 Average Month: 280
Jan-Oct 2024 : 2,798
Overall AVG. Month: 272

Monthly Dispositions Summary



Jan --- Oct Dispositions



Dispositions by Division

Divisions		Jan	Feb	Mar	Apr	May	Jun	Jul	Aug	Sep	Oct	Nov	Dec	Thru Oct	% Change	Total
Total	2024	314	258	260	364	309	208	342	223	225	295	-	-	2,798	4%	2,798
	2023	239	251	314	220	307	264	319	237	214	320	266	230	2,685	▲	3,181
Civil	2024	26	38	33	54	73	33	50	30	22	46	-	-	405	0%	405
	2023	44	32	42	55	48	27	42	34	35	44	57	33	403	▲	493
Criminal	2024	132	150	103	147	125	100	140	88	105	165	-	-	1,255	5%	1,255
	2023	87	111	110	82	143	123	165	110	104	155	121	98	1,190	▲	1,409
Concealed Handgun Permits	2024	126	46	101	133	74	56	111	88	66	56	-	-	857	0%	857
	2023	89	89	138	68	82	80	95	67	55	92	64	87	855	▲	1,006
Miscellaneous/ Other	2024	30	24	23	30	37	18	41	17	29	28	-	-	277	17%	277
	2023	19	19	24	15	34	34	17	26	20	29	24	12	237	▲	273
Others	2024	-	-	-	-	-	1	-	-	-	3	-	-	4	4	4
	2023	-	-	-	-	-	-	-	-	-	-	-	-	0	↔	0

Dispositions by Case Category

Case Categories		Jan	Feb	Mar	Apr	May	Jun	Jul	Aug	Sep	Oct	Nov	Dec	Thru Oct	% Change	Total
Administrative Law	2024	-	-	-	-	-	1	-	-	-	1	-	-	2	2	2
	2023	-	-	-	-	-	-	-	-	-	-	-	-	0	↔	0
Capital Murder	2024	-	-	-	-	-	-	-	-	-	5	-	-	5	5	5
	2023	-	-	-	-	-	-	-	-	-	-	-	-	0	↔	0
Contested Divorce	2024	6	7	5	12	10	3	9	10	4	7	-	-	73	-1%	73
	2023	8	5	10	15	9	3	7	6	9	2	4	8	74	▼	86
Domestic and Family - Level 1	2024	2	7	11	3	7	2	7	2	3	18	-	-	62	35%	62
	2023	11	2	-	2	4	1	11	4	4	7	26	11	46	▲	83
Domestic and Family - Level 2	2024	4	2	-	3	4	2	2	1	1	1	-	-	20	-26%	20
	2023	2	1	4	3	4	2	1	1	6	3	4	1	27	▼	32
Felonies and Related Matters	2024	95	97	67	98	95	70	103	64	78	119	-	-	886	4%	886
	2023	67	74	82	62	115	84	100	76	77	112	90	80	849	▲	1,019
General Civil - Level 1	2024	-	-	-	1	2	-	-	-	1	-	-	-	4	0%	4
	2023	-	-	2	1	-	-	-	1	-	-	-	-	4	↔	4
General Civil - Level 2	2024	7	7	2	4	21	4	10	9	3	3	-	-	70	30%	70
	2023	1	4	8	8	7	4	4	4	2	12	6	3	54	▲	63
General Civil - Level 3	2024	-	2	1	1	6	2	2	1	1	3	-	-	19	-5%	19
	2023	5	1	-	2	2	-	2	2	3	3	3	1	20	▼	24
Miscellaneous Civil	2024	156	70	123	157	105	70	150	104	92	81	-	-	1,108	2%	1,108
	2023	110	107	162	82	113	113	111	92	74	120	83	99	1,084	▲	1,266
Misdemeanor	2024	34	50	34	44	29	28	35	21	26	40	-	-	341	7%	341
	2023	18	34	28	18	27	37	59	32	25	42	31	18	320	▲	369
Other	2024	-	1	3	1	6	6	4	-	6	2	-	-	29	480%	29
	2023	-	-	-	1	2	-	1	-	-	1	1	-	5	▲	6
Other Criminally Related Matters	2024	3	3	2	5	1	2	2	3	1	1	-	-	23	10%	23
	2023	2	3	-	2	1	2	6	2	2	1	-	-	21	▲	21
Probates/Wills & Trusts - Level 1	2024	1	-	-	-	-	-	2	1	-	-	-	-	4	4	4
	2023	-	-	-	-	-	-	-	-	-	-	-	-	0	↔	0
Probates/Wills & Trusts - Level 2	2024	-	-	-	1	2	1	3	2	1	3	-	-	13	18%	13
	2023	1	2	-	3	3	-	1	-	1	-	2	-	11	▲	13
Uncontested Divorce	2024	6	12	12	34	21	17	13	5	8	11	-	-	139	-18%	139
	2023	14	18	18	21	20	18	16	17	11	17	16	9	170	▼	195


This report reflects the case management system. Numbers will update as reports are refreshed and posted. The case types reported may not necessitate judicial involvement.

Dashboard

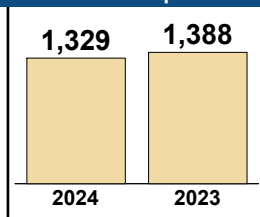
Court: Fluvanna Circuit
Start/End Date: Jan-23 / Oct-24
2023 Average Month: 139
Jan-Oct 2023: 1,388
Dispositions Trending: ▼

Circuit/Court ID: 16 216065
Type of Case: Dispositions
2024 Average Month: 133
Jan-Oct 2024 : 1,329
Overall AVG. Month: 136

Monthly Dispositions Summary



Jan --- Oct Dispositions



Dispositions by Division

Divisions		Jan	Feb	Mar	Apr	May	Jun	Jul	Aug	Sep	Oct	Nov	Dec	Thru Oct	% Change	Total
Total	2024	172	145	116	113	113	197	116	143	117	97	-	-	1,329	-4%	1,329
	2023	148	110	131	142	71	198	100	200	119	169	70	214	1,388	▼	1,672
Civil	2024	10	14	19	14	21	8	25	28	15	20	-	-	174	40%	174
	2023	8	16	10	10	15	25	15	10	9	6	14	11	124	▲	149
Criminal	2024	58	23	28	22	18	78	24	22	29	19	-	-	321	-30%	321
	2023	32	31	37	28	23	46	26	113	51	70	15	33	457	▼	505
Concealed Handgun Permits	2024	77	79	47	52	43	77	40	67	48	35	-	-	565	6%	565
	2023	83	35	66	72	13	98	37	46	27	54	20	53	531	▲	604
Miscellaneous/ Other	2024	27	29	21	25	31	34	27	26	25	23	-	-	268	-2%	268
	2023	25	28	18	30	20	28	22	31	32	39	20	117	273	▼	410
Others	2024	-	-	1	-	-	-	-	-	-	-	-	-	1	-67%	1
	2023	-	-	-	2	-	1	-	-	-	-	1	-	3	▼	4

Dispositions by Case Category

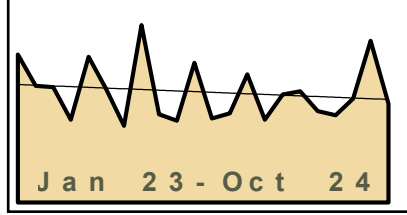
Case Categories		Jan	Feb	Mar	Apr	May	Jun	Jul	Aug	Sep	Oct	Nov	Dec	Thru Oct	% Change	Total
Administrative Law	2024	-	-	-	-	-	-	-	-	1	1	-	-	2	2	2
	2023	-	-	-	-	-	-	-	-	-	-	-	-	0	↔	0
Contested Divorce	2024	2	-	1	2	1	2	1	3	5	7	-	-	24	4%	24
	2023	2	5	2	1	5	1	4	1	1	1	1	2	23	▲	26
Domestic and Family - Level 1	2024	-	3	4	-	1	-	8	14	1	2	-	-	33	74%	33
	2023	-	-	1	-	3	7	4	4	-	-	4	-	19	▲	23
Domestic and Family - Level 2	2024	1	2	2	4	3	-	2	-	-	2	-	-	16	33%	16
	2023	1	3	-	1	3	2	-	-	1	1	1	3	12	▲	16
Felonies and Related Matters	2024	53	14	18	12	13	61	17	13	19	10	-	-	230	-24%	230
	2023	22	15	23	21	14	29	22	77	39	40	9	29	302	▼	340
General Civil - Level 1	2024	-	-	-	-	-	-	-	-	-	-	-	-	0	-100%	0
	2023	-	-	-	1	-	-	-	-	-	-	1	-	2	▼	2
General Civil - Level 2	2024	2	2	4	1	2	-	2	4	2	1	-	-	20	5%	20
	2023	1	1	4	1	3	2	-	2	2	3	2	4	19	▲	25
General Civil - Level 3	2024	2	2	2	3	4	4	9	3	1	2	-	-	32	88%	32
	2023	2	1	2	-	-	3	5	2	2	-	-	2	17	▲	19
Miscellaneous Civil	2024	91	90	58	65	59	95	54	81	63	49	-	-	705	9%	705
	2023	90	43	72	85	26	109	47	55	38	80	29	122	645	▲	796
Misdemeanor	2024	2	8	4	6	4	17	7	8	8	5	-	-	69	-46%	69
	2023	10	12	14	7	9	12	4	35	12	13	6	4	128	▼	138
Other	2024	13	17	12	12	15	15	12	12	9	8	-	-	125	-19%	125
	2023	18	20	11	18	6	19	10	21	21	11	11	46	155	▼	212
Other Criminally Related Matters	2024	3	2	6	4	1	-	-	1	2	4	-	-	23	-15%	23
	2023	-	4	-	-	-	5	-	1	-	17	-	-	27	▼	27
Probates/Wills & Trusts - Level 1	2024	-	-	-	-	2	-	-	-	-	-	-	-	2	100%	2
	2023	-	-	-	-	-	-	1	-	-	-	-	-	1	▲	1
Probates/Wills & Trusts - Level 2	2024	-	1	1	1	1	-	-	-	1	1	-	-	6	100%	6
	2023	-	2	-	-	-	-	-	-	1	-	-	-	3	▲	3
Uncontested Divorce	2024	3	4	4	3	7	3	4	4	5	5	-	-	42	20%	42
	2023	2	4	2	7	2	9	3	2	2	2	7	2	35	▲	44

Dashboard

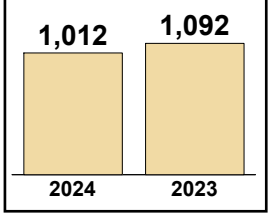
Court: Goochland Circuit
Start/End Date: Jan-23 / Oct-24
2023 Average Month: 109
Jan-Oct 2023: 1,092
Dispositions Trending: ▼

Circuit/Court ID: 16 216075
Type of Case: Dispositions
2024 Average Month: 101
Jan-Oct 2024 : 1,012
Overall AVG. Month: 105

Monthly Dispositions Summary



Jan --- Oct Dispositions



Dispositions by Division

Divisions		Jan	Feb	Mar	Apr	May	Jun	Jul	Aug	Sep	Oct	Nov	Dec	Thru Oct	% Change	Total
Total	2024	85	122	79	103	106	87	83	99	154	94	-	-	1,012	-7%	1,012
	2023	141	111	110	79	139	108	73	169	84	78	133	80	1,092	▼	1,305
Civil	2024	14	10	11	9	9	18	9	18	16	9	-	-	123	-5%	123
	2023	13	7	21	8	16	12	15	19	6	12	16	8	129	▼	153
Criminal	2024	22	37	25	24	22	24	19	26	30	12	-	-	241	-3%	241
	2023	12	13	19	9	41	19	20	77	20	18	30	11	248	▼	289
Concealed Handgun Permits	2024	39	66	35	59	68	35	51	27	100	58	-	-	538	-12%	538
	2023	100	78	57	52	78	73	29	61	51	31	85	52	610	▼	747
Miscellaneous/ Other	2024	10	9	8	11	7	10	4	28	8	15	-	-	110	5%	110
	2023	16	13	13	10	4	4	9	12	7	17	2	9	105	▲	116

Dispositions by Case Category

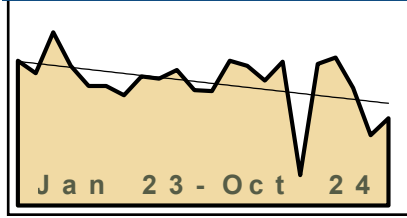
Case Categories		Jan	Feb	Mar	Apr	May	Jun	Jul	Aug	Sep	Oct	Nov	Dec	Thru Oct	% Change	Total
Administrative Law	2024	-	-	-	-	-	-	-	1	-	-	-	-	1	-50%	1
	2023	-	-	-	-	-	-	-	2	-	-	-	-	2	▼	2
Capital Murder	2024	-	-	-	-	-	-	-	3	-	-	-	-	3	200%	3
	2023	-	-	-	-	-	-	-	1	-	-	-	-	1	▲	1
Contested Divorce	2024	3	-	-	2	-	3	-	1	2	4	-	-	15	-25%	15
	2023	2	2	4	1	2	2	2	1	3	1	3	1	20	▼	24
Domestic and Family - Level 1	2024	1	3	-	-	1	-	-	-	4	-	-	-	9	0%	9
	2023	5	1	2	-	-	-	-	-	1	-	-	-	9	↔	9
Domestic and Family - Level 2	2024	1	-	1	-	-	-	-	2	-	-	-	-	4	0%	4
	2023	1	-	2	-	1	-	-	-	-	-	-	-	4	↔	4
Felonies and Related Matters	2024	11	17	12	4	13	10	13	10	11	6	-	-	107	-31%	107
	2023	9	6	13	2	22	14	11	58	11	9	20	8	155	▼	183
General Civil - Level 1	2024	-	-	1	1	1	-	-	1	1	-	-	-	5	150%	5
	2023	-	-	1	-	-	-	-	-	1	-	-	-	2	▲	2
General Civil - Level 2	2024	2	7	4	4	2	10	8	6	5	4	-	-	52	13%	52
	2023	5	1	5	3	7	6	5	8	-	6	6	4	46	▲	56
General Civil - Level 3	2024	3	-	1	2	2	2	1	6	2	-	-	-	19	19%	19
	2023	-	1	4	1	4	1	5	-	-	-	3	1	16	▲	20
Miscellaneous Civil	2024	49	74	42	68	75	43	54	48	106	73	-	-	632	-11%	632
	2023	114	91	69	62	82	77	38	71	56	47	86	60	707	▼	853
Misdemeanor	2024	6	15	10	18	8	14	6	12	17	6	-	-	112	70%	112
	2023	3	6	5	2	16	2	4	17	5	6	8	3	66	▲	77
Other	2024	-	-	-	-	-	-	-	5	-	-	-	-	5	5	5
	2023	-	-	-	-	-	-	-	-	-	-	-	-	0	↔	0
Other Criminally Related Matters	2024	5	5	3	2	1	1	-	1	2	1	-	-	21	-22%	21
	2023	-	1	1	5	3	3	5	2	4	3	2	-	27	▼	29
Probates/Wills & Trusts - Level 1	2024	-	-	-	-	-	-	-	-	-	-	-	-	0	-100%	0
	2023	-	-	-	-	-	-	-	-	-	-	-	-	1	▼	1
Probates/Wills & Trusts - Level 2	2024	-	-	1	1	-	-	-	2	-	-	-	-	4	100%	4
	2023	-	-	1	-	-	1	-	-	-	-	-	-	2	▲	2
Uncontested Divorce	2024	4	1	4	1	3	4	1	1	4	-	-	-	23	-32%	23
	2023	2	2	3	3	2	2	3	8	3	6	5	3	34	▼	42

Dashboard

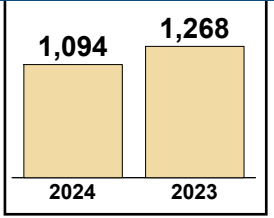
Court: Greene Circuit
Start/End Date: Jan-23 / Oct-24
2023 Average Month: 124
Jan-Oct 2023: 1,268
Dispositions Trending: ▼

Circuit/Court ID: 16 216079
Type of Case: Dispositions
2024 Average Month: 109
Jan-Oct 2024 : 1,094
Overall AVG. Month: 117

Monthly Dispositions Summary



Jan --- Oct Dispositions



Dispositions by Division

Divisions		Jan	Feb	Mar	Apr	May	Jun	Jul	Aug	Sep	Oct	Nov	Dec	Thru Oct	% Change	Total
Total	2024	138	133	119	137	29	135	141	112	67	83	-	-	1,094	-14%	1,094
	2023	138	126	165	133	114	114	105	123	121	129	110	109	1,268	▼	1,487
Civil	2024	15	10	9	9	5	10	17	15	8	11	-	-	109	-42%	109
	2023	10	5	14	56	31	11	10	21	10	21	7	18	189	▼	214
Criminal	2024	44	50	45	50	8	35	40	34	24	24	-	-	354	-8%	354
	2023	50	53	56	19	23	33	19	64	19	48	21	5	384	▼	410
Concealed Handgun Permits	2024	67	58	51	54	-	70	58	43	23	34	-	-	458	-8%	458
	2023	66	57	76	32	40	43	55	19	80	32	68	15	500	▼	583
Miscellaneous/ Other	2024	12	15	14	22	16	20	26	19	12	14	-	-	170	-13%	170
	2023	12	11	19	26	20	27	21	19	12	28	14	71	195	▼	280
Others	2024	-	-	-	2	-	-	-	1	-	-	-	-	3	3	3
	2023	-	-	-	-	-	-	-	-	-	-	-	-	0	↔	0

Dispositions by Case Category

Case Categories		Jan	Feb	Mar	Apr	May	Jun	Jul	Aug	Sep	Oct	Nov	Dec	Thru Oct	% Change	Total
Administrative Law	2024	-	1	-	-	-	-	-	-	-	-	-	-	1	-67%	1
	2023	-	1	-	1	-	1	-	-	-	-	-	1	3	▼	4
Contested Divorce	2024	1	1	1	4	1	2	1	2	-	1	-	-	14	-39%	14
	2023	-	1	2	7	4	1	3	3	-	2	-	-	23	▼	23
Domestic and Family - Level 1	2024	5	1	3	-	-	-	6	2	5	1	-	-	23	-18%	23
	2023	2	-	4	3	5	-	2	11	-	1	1	11	28	▼	40
Domestic and Family - Level 2	2024	1	1	-	1	-	-	1	2	2	-	-	-	8	167%	8
	2023	-	-	-	-	1	1	-	1	-	-	-	-	3	▲	3
Felonies and Related Matters	2024	31	40	25	38	6	24	28	29	16	15	-	-	252	0%	252
	2023	34	31	39	9	14	28	11	47	16	23	17	2	252	↔	271
General Civil - Level 1	2024	-	-	1	-	-	-	-	-	-	-	-	-	1	-75%	1
	2023	-	-	1	1	-	-	-	-	-	1	1	-	4	▼	5
General Civil - Level 2	2024	1	-	2	-	2	2	3	3	1	3	-	-	17	-65%	17
	2023	3	1	3	20	10	1	2	1	3	5	5	3	49	▼	57
General Civil - Level 3	2024	-	2	-	1	-	3	-	3	-	1	-	-	10	-41%	10
	2023	1	-	-	6	4	-	1	1	2	2	-	1	17	▼	18
Miscellaneous Civil	2024	74	60	57	72	8	80	76	52	34	43	-	-	556	-13%	556
	2023	78	65	93	48	53	64	71	25	90	54	80	20	641	▼	741
Misdemeanor	2024	10	10	11	10	2	10	7	5	8	6	-	-	79	-32%	79
	2023	14	17	17	6	9	2	7	17	3	24	4	3	116	▼	123
Other	2024	5	12	9	6	8	10	8	9	1	6	-	-	74	64%	74
	2023	-	2	1	4	3	10	4	12	4	5	2	66	45	▲	113
Other Criminally Related Matters	2024	3	-	9	2	-	1	5	-	-	3	-	-	23	21%	23
	2023	3	5	-	4	-	4	1	-	-	2	-	-	19	▲	19
Probates/Wills & Trusts - Level 1	2024	-	-	-	-	-	-	-	-	-	-	-	-	0	-100%	0
	2023	-	-	-	-	2	-	-	1	-	-	-	-	3	▼	3
Probates/Wills & Trusts - Level 2	2024	1	-	-	-	-	-	-	-	-	-	-	-	1	-67%	1
	2023	-	-	2	1	-	-	-	-	-	-	-	-	3	▼	3
Protective Orders	2024	1	-	-	-	-	-	-	-	-	-	-	-	1	1	1
	2023	-	-	-	-	-	-	-	-	-	-	-	-	0	↔	0
Uncontested Divorce	2024	5	5	1	3	2	3	6	5	-	4	-	-	34	-45%	34
	2023	3	3	3	23	9	2	3	4	2	10	1	1	62	▼	64

This report reflects the case management system. Numbers will update as reports are refreshed and posted. The case types reported may not necessitate judicial involvement.

CPSS-CCMS-10.11 CASELOAD STATISTICS OF THE CIRCUIT COURTS

Louisa

January 2023 -- October 2024 Dispositions


Alexandria and Fairfax Circuit are not Included in State Totals

Dashboard

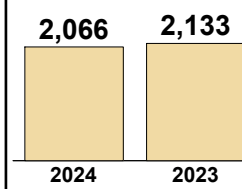
Court: Louisa Circuit
Start/End Date: Jan-23 / Oct-24
2023 Average Month: 209
Jan-Oct 2023: 2,133
Dispositions Trending: ▼

Circuit/Court ID: 16 216109
Type of Case: Dispositions
2024 Average Month: 207
Jan-Oct 2024 : 2,066
Overall AVG. Month: 208

Monthly Dispositions Summary



Jan --- Oct Dispositions



Dispositions by Division

Divisions		Jan	Feb	Mar	Apr	May	Jun	Jul	Aug	Sep	Oct	Nov	Dec	Thru Oct	% Change	Total
Total	2024	245	240	210	178	165	223	187	221	191	206	-	-	2,066	-3%	2,066
	2023	230	277	228	192	193	165	184	226	218	220	223	155	2,133	▼	2,511
Civil	2024	10	18	18	18	20	17	20	26	17	20	-	-	184	-2%	184
	2023	26	19	19	17	17	18	23	21	10	17	19	26	187	▼	232
Criminal	2024	67	89	63	36	59	79	96	70	73	71	-	-	703	-9%	703
	2023	67	66	64	68	63	75	61	93	117	101	76	54	775	▼	905
Concealed Handgun Permits	2024	122	102	84	98	60	100	42	62	81	101	-	-	852	3%	852
	2023	90	159	99	82	80	39	79	80	58	60	100	40	826	▲	966
Miscellaneous/ Other	2024	46	31	45	25	26	27	29	62	20	13	-	-	324	-6%	324
	2023	47	33	46	25	33	33	21	32	33	42	28	35	345	▼	408
Others	2024	-	-	-	1	-	-	-	1	-	1	-	-	3	3	3
	2023	-	-	-	-	-	-	-	-	-	-	-	-	0	↔	0

Dispositions by Case Category

Case Categories		Jan	Feb	Mar	Apr	May	Jun	Jul	Aug	Sep	Oct	Nov	Dec	Thru Oct	% Change	Total
Administrative Law	2024	-	-	1	-	1	-	-	-	-	-	-	-	2	100%	2
	2023	-	1	-	-	-	-	-	-	-	-	-	-	1	▲	1
Capital Murder	2024	-	1	-	-	-	1	-	-	-	-	-	-	2	100%	2
	2023	-	-	-	-	-	-	-	-	1	-	-	-	1	▲	1
Contested Divorce	2024	-	1	-	3	3	1	3	2	-	5	-	-	18	-45%	18
	2023	6	2	1	2	2	1	4	7	2	6	6	3	33	▼	42
Domestic and Family - Level 1	2024	-	4	4	1	5	2	1	2	2	2	-	-	23	360%	23
	2023	-	-	-	1	3	-	-	1	-	-	1	3	5	▲	9
Domestic and Family - Level 2	2024	2	-	3	4	1	2	1	-	-	1	-	-	14	75%	14
	2023	1	2	1	-	-	-	1	-	2	1	1	-	8	▲	9
Felonies and Related Matters	2024	51	60	40	29	36	60	69	59	45	45	-	-	494	-6%	494
	2023	40	48	33	32	40	46	40	64	110	74	59	32	527	▼	618
General Civil - Level 1	2024	-	-	-	-	-	-	-	-	-	-	-	-	0	-100%	0
	2023	-	-	-	1	-	-	-	-	-	-	-	-	1	▼	1
General Civil - Level 2	2024	3	5	6	-	6	5	3	8	4	2	-	-	42	5%	42
	2023	7	5	2	1	6	2	4	6	2	5	4	5	40	▲	49
General Civil - Level 3	2024	1	3	4	2	3	-	2	1	1	3	-	-	20	11%	20
	2023	2	1	2	3	2	3	5	-	-	-	4	5	18	▲	27
Miscellaneous Civil	2024	134	122	100	108	70	113	54	87	93	113	-	-	994	2%	994
	2023	104	179	117	93	96	54	84	102	73	76	113	49	978	▲	1,140
Misdemeanor	2024	16	23	23	7	20	15	27	12	27	25	-	-	195	-15%	195
	2023	26	17	26	36	22	28	20	26	4	24	13	21	229	▼	263
Other	2024	34	10	24	17	15	14	18	37	9	3	-	-	181	-9%	181
	2023	33	15	28	13	18	22	16	12	17	24	15	27	198	▼	240
Other Criminally Related Matters	2024	1	5	-	-	3	3	-	-	1	2	-	-	15	-25%	15
	2023	2	1	5	-	1	2	1	3	2	3	4	1	20	▼	25
Probates/Wills & Trusts - Level 1	2024	-	1	-	-	-	-	1	-	-	-	-	-	2	2	2
	2023	-	-	-	-	-	-	-	-	-	-	-	-	0	↔	0
Probates/Wills & Trusts - Level 2	2024	1	1	-	1	-	-	-	1	-	-	-	-	4	-64%	4
	2023	-	1	4	2	-	-	1	1	1	1	-	4	11	▼	15
Uncontested Divorce	2024	2	4	5	6	2	7	8	12	9	5	-	-	60	-5%	60
	2023	9	5	9	8	3	7	8	4	4	6	3	5	63	▼	71

This report reflects the case management system. Numbers will update as reports are refreshed and posted. The case types reported may not necessitate judicial involvement.

Dashboard		Monthly Dispositions Summary		Jan --- Oct Dispositions	
<p>Court: Madison Circuit Start/End Date: Jan-23 / Oct-24 2023 Average Month: 80 Jan-Oct 2023: 760 Dispositions Trending: ▲</p>	<p>Circuit/Court ID: 16 216113 Type of Case: Dispositions 2024 Average Month: 80 Jan-Oct 2024 : 802 Overall AVG. Month: 80</p>	<p>Jan 23 - Oct 24</p>		<p>802 2024 vs 760 2023</p>	

Dispositions by Division																
Divisions		Jan	Feb	Mar	Apr	May	Jun	Jul	Aug	Sep	Oct	Nov	Dec	Thru Oct	% Change	Total
Total	2024	57	116	100	90	75	42	73	80	80	89	-	-	802	6%	802
	2023	72	96	86	67	87	79	67	77	54	75	80	124	760	▲	964
Civil	2024	10	7	4	7	7	5	8	8	15	8	-	-	79	41%	79
	2023	2	5	4	8	11	10	4	8	2	2	5	4	56	▲	65
Criminal	2024	22	47	6	24	20	12	10	29	18	15	-	-	203	19%	203
	2023	18	12	24	7	26	17	18	13	28	7	26	21	170	▲	217
Concealed Handgun Permits	2024	2	45	65	38	33	14	31	24	34	53	-	-	339	-4%	339
	2023	37	60	42	44	33	34	16	30	4	53	38	36	353	▼	427
Miscellaneous/ Other	2024	23	17	25	21	15	11	23	19	13	13	-	-	180	-1%	180
	2023	15	19	16	8	17	18	29	26	20	13	11	63	181	▼	255
Others	2024	-	-	-	-	-	-	1	-	-	-	-	-	1	1	1
	2023	-	-	-	-	-	-	-	-	-	-	-	-	0	↔	0


Dispositions by Case Category																
Case Categories		Jan	Feb	Mar	Apr	May	Jun	Jul	Aug	Sep	Oct	Nov	Dec	Thru Oct	% Change	Total
Administrative Law	2024	-	-	-	-	-	-	1	-	-	1	-	-	2	0%	2
	2023	-	-	-	1	-	-	-	-	1	-	-	-	2	↔	2
Contested Divorce	2024	-	2	-	-	-	-	2	1	1	-	-	-	6	100%	6
	2023	-	-	-	1	1	1	-	-	-	-	-	-	3	▲	3
Domestic and Family - Level 1	2024	-	3	1	1	1	-	-	1	8	2	-	-	17	240%	17
	2023	-	-	1	-	1	2	1	-	-	-	3	1	5	▲	9
Domestic and Family - Level 2	2024	-	-	-	1	2	-	-	-	-	1	-	-	4	33%	4
	2023	-	1	1	1	-	-	-	-	-	-	-	-	3	▲	3
Felonies and Related Matters	2024	10	23	4	14	13	9	4	13	10	8	-	-	108	-6%	108
	2023	12	4	16	4	19	13	12	11	19	5	14	14	115	▼	143
General Civil - Level 2	2024	3	-	2	2	1	2	2	4	2	1	-	-	19	12%	19
	2023	-	-	-	3	7	2	2	3	-	-	2	1	17	▲	20
General Civil - Level 3	2024	2	2	1	-	-	1	1	2	-	2	-	-	11	-31%	11
	2023	1	3	1	1	1	1	-	5	1	2	-	1	16	▼	17
Miscellaneous Civil	2024	9	48	72	49	36	20	40	33	39	59	-	-	405	-4%	405
	2023	40	66	45	50	43	41	29	39	9	61	39	40	423	▼	502
Misdemeanor	2024	12	24	1	9	7	3	4	16	8	7	-	-	91	90%	91
	2023	6	7	7	3	7	4	5	2	6	1	12	6	48	▲	66
Other	2024	17	14	18	10	12	6	15	10	8	6	-	-	116	5%	116
	2023	12	12	13	3	7	12	16	16	15	5	10	59	111	▲	180
Other Criminally Related Matters	2024	-	-	1	1	-	-	2	-	-	-	-	-	4	-43%	4
	2023	-	1	1	-	-	-	1	-	3	1	-	1	7	▼	8
Probates/Wills & Trusts - Level 1	2024	-	-	-	-	-	-	-	-	-	1	-	-	1	1	1
	2023	-	-	-	-	-	-	-	-	-	-	-	-	0	↔	0
Probates/Wills & Trusts - Level 2	2024	-	-	-	-	-	-	-	-	1	-	-	-	1	-50%	1
	2023	-	-	-	-	1	1	-	-	-	-	-	-	2	▼	2
Uncontested Divorce	2024	4	-	-	3	3	1	2	-	3	1	-	-	17	113%	17
	2023	1	2	1	-	-	2	1	1	-	-	-	1	8	▲	9

Dashboard

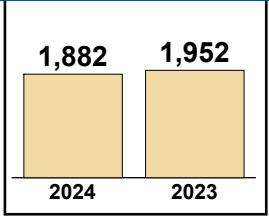
Court: Orange Circuit
Start/End Date: Jan-23 / Oct-24
2023 Average Month: 182
Jan-Oct 2023: 1,952
Dispositions Trending: ▼

Circuit/Court ID: 16 216137
Type of Case: Dispositions
2024 Average Month: 188
Jan-Oct 2024 : 1,882
Overall AVG. Month: 185

Monthly Dispositions Summary



Jan --- Oct Dispositions



Dispositions by Division

Divisions		Jan	Feb	Mar	Apr	May	Jun	Jul	Aug	Sep	Oct	Nov	Dec	Thru Oct	% Change	Total
Total	2024	193	206	140	222	203	143	184	248	156	187	-	-	1,882	-4%	1,882
	2023	288	193	294	144	215	169	149	141	152	207	121	108	1,952	▼	2,181
Civil	2024	34	15	12	18	29	19	26	30	18	20	-	-	221	8%	221
	2023	22	19	19	35	26	16	20	11	17	20	27	5	205	▲	237
Criminal	2024	66	73	58	108	62	91	86	102	71	83	-	-	800	14%	800
	2023	73	91	111	48	72	51	51	73	45	89	42	58	704	▲	804
Concealed Handgun Permits	2024	74	105	61	85	90	21	49	101	52	72	-	-	710	-18%	710
	2023	176	67	144	37	95	95	47	46	76	88	51	37	871	▼	959
Miscellaneous/ Other	2024	18	13	9	11	22	12	22	15	15	12	-	-	149	-13%	149
	2023	17	16	19	24	22	7	31	11	14	10	1	8	171	▼	180
Others	2024	1	-	-	-	-	-	1	-	-	-	-	-	2	100%	2
	2023	-	-	1	-	-	-	-	-	-	-	-	-	1	▲	1

Dispositions by Case Category


Case Categories		Jan	Feb	Mar	Apr	May	Jun	Jul	Aug	Sep	Oct	Nov	Dec	Thru Oct	% Change	Total
Administrative Law	2024	-	-	-	-	-	1	-	-	-	-	-	-	1	1	1
	2023	-	-	-	-	-	-	-	-	-	-	-	1	0	↔	1
Contested Divorce	2024	4	2	2	2	2	1	4	1	2	-	-	-	20	-29%	20
	2023	3	3	2	3	3	2	2	4	3	3	4	3	28	▼	35
Domestic and Family - Level 1	2024	15	6	2	3	1	-	1	10	5	7	-	-	50	150%	50
	2023	3	-	2	5	-	3	4	-	2	1	5	-	20	▲	25
Domestic and Family - Level 2	2024	-	-	1	1	2	1	1	4	-	3	-	-	13	0%	13
	2023	2	-	-	1	2	-	2	-	2	4	-	-	13	↔	13
Felonies and Related Matters	2024	52	55	42	75	41	64	49	68	38	55	-	-	539	-2%	539
	2023	55	82	79	37	61	39	36	54	38	67	24	38	548	▼	610
General Civil - Level 1	2024	-	-	-	-	-	-	-	1	-	-	-	-	1	-75%	1
	2023	-	-	2	1	1	-	-	-	-	-	-	1	4	▼	5
General Civil - Level 2	2024	1	1	1	5	7	2	9	1	6	4	-	-	37	-18%	37
	2023	1	7	4	8	8	1	2	5	4	5	2	1	45	▼	48
General Civil - Level 3	2024	5	2	1	1	10	2	5	5	5	5	-	-	41	28%	41
	2023	6	3	4	8	3	1	3	1	-	3	4	1	32	▲	37
Miscellaneous Civil	2024	90	118	68	93	106	33	68	116	62	82	-	-	836	-17%	836
	2023	190	76	158	54	114	102	77	55	88	97	51	41	1,011	▼	1,103
Misdemeanor	2024	13	17	15	31	18	24	35	31	31	24	-	-	239	70%	239
	2023	17	8	30	11	8	12	14	17	3	21	17	21	141	▲	179
Other	2024	1	-	-	1	-	1	2	1	-	-	-	-	6	0%	6
	2023	-	-	2	1	2	-	-	-	1	-	1	1	6	↔	8
Other Criminally Related Matters	2024	1	1	1	2	3	3	2	4	2	4	-	-	23	53%	23
	2023	1	1	2	-	3	-	1	2	4	1	1	-	15	▲	16
Probates/Wills & Trusts - Level 1	2024	-	-	-	-	-	-	-	-	-	-	-	-	0	-100%	0
	2023	-	-	-	-	-	-	-	-	1	-	-	-	1	▼	1
Probates/Wills & Trusts - Level 2	2024	-	-	-	1	-	1	2	-	-	-	-	-	4	-64%	4
	2023	-	1	-	3	2	3	-	-	-	2	3	-	11	▼	14
Uncontested Divorce	2024	11	4	7	7	13	10	6	6	5	3	-	-	72	-6%	72
	2023	10	12	9	12	8	6	8	3	6	3	8	1	77	▼	86

This report reflects the case management system. Numbers will update as reports are refreshed and posted. The case types reported may not necessitate judicial involvement.

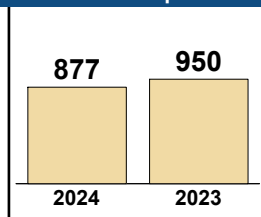
Dashboard

Court: Charlottesville Circuit **Circuit/Court ID:** 16 216540
Start/End Date: Jan-23 / Oct-24 **Type of Case:** Dispositions
2023 Average Month: 92 **2024 Average Month:** 88
Jan-Oct 2023: 950 **Jan-Oct 2024 :** 877
Dispositions Trending: ▼ **Overall AVG. Month:** 90

Monthly Dispositions Summary



Jan --- Oct Dispositions



Dispositions by Division

Divisions		Jan	Feb	Mar	Apr	May	Jun	Jul	Aug	Sep	Oct	Nov	Dec	Thru Oct	% Change	Total
Total	2024	85	84	90	92	120	76	97	79	64	90	-	-	877	-8%	877
	2023	106	62	148	78	99	75	100	89	69	124	85	68	950	▼	1,103
Civil	2024	19	9	18	22	38	11	19	19	24	18	-	-	197	8%	197
	2023	18	19	17	13	18	24	14	8	20	31	10	12	182	▲	204
Criminal	2024	34	36	50	40	38	32	46	29	18	41	-	-	364	-25%	364
	2023	70	12	86	43	41	35	62	40	29	68	35	30	486	▼	551
Concealed Handgun Permits	2024	15	18	12	11	21	20	23	16	11	17	-	-	164	33%	164
	2023	11	18	20	10	17	3	8	18	4	14	18	21	123	▲	162
Miscellaneous/ Other	2024	17	21	10	19	23	13	9	15	11	14	-	-	152	-4%	152
	2023	7	13	25	12	23	13	16	23	16	11	22	5	159	▼	186

Dispositions by Case Category

Case Categories		Jan	Feb	Mar	Apr	May	Jun	Jul	Aug	Sep	Oct	Nov	Dec	Thru Oct	% Change	Total
Administrative Law	2024	-	-	-	1	-	-	-	-	-	-	-	-	1	1	1
	2023	-	-	-	-	-	-	-	-	-	-	-	-	0	↔	0
Contested Divorce	2024	3	1	4	2	1	-	2	5	2	3	-	-	23	15%	23
	2023	1	4	2	4	2	-	3	2	2	-	1	1	20	▲	22
Domestic and Family - Level 1	2024	1	1	1	4	29	1	2	3	2	1	-	-	45	246%	45
	2023	1	3	-	1	1	1	-	-	6	-	-	-	13	▲	13
Domestic and Family - Level 2	2024	1	1	1	4	-	-	-	1	-	3	-	-	11	-35%	11
	2023	1	-	3	-	3	5	-	1	2	2	-	-	17	▼	17
Felonies and Related Matters	2024	27	25	33	29	24	24	37	23	14	25	-	-	261	-27%	261
	2023	47	9	69	31	28	24	49	23	24	54	22	23	358	▼	403
General Civil	2024	-	1	-	-	-	-	-	-	-	-	-	-	1	1	1
	2023	-	-	-	-	-	-	-	-	-	-	-	-	0	↔	0
General Civil - Level 1	2024	1	1	-	-	-	-	-	1	4	-	-	-	7	0%	7
	2023	2	1	-	-	-	1	-	1	1	1	-	1	7	↔	8
General Civil - Level 2	2024	2	3	6	3	2	1	9	3	3	7	-	-	39	-28%	39
	2023	5	5	5	4	5	3	2	4	8	13	8	5	54	▼	67
General Civil - Level 3	2024	3	-	-	-	4	1	-	2	2	1	-	-	13	-41%	13
	2023	3	-	3	2	2	5	-	2	1	4	2	1	22	▼	25
Miscellaneous Civil	2024	31	37	21	30	40	32	31	31	21	31	-	-	305	12%	305
	2023	18	31	44	20	40	16	25	37	18	24	37	26	273	▲	336
Misdemeanor	2024	5	6	12	11	13	5	6	5	2	10	-	-	75	-22%	75
	2023	23	3	15	9	8	7	10	9	2	10	10	8	96	▼	114
Other	2024	-	-	1	-	-	-	-	-	-	1	-	-	2	100%	2
	2023	-	-	-	-	-	-	-	-	-	-	-	-	1	▲	1
Other Criminally Related Matters	2024	3	5	5	-	1	3	3	1	3	6	-	-	30	-12%	30
	2023	1	-	2	3	5	4	3	8	3	5	3	-	34	▼	37
Probates/Wills & Trusts - Level 1	2024	-	-	-	-	-	-	-	-	-	-	-	-	0	-100%	0
	2023	-	-	-	-	-	-	1	-	-	-	-	-	1	▼	1
Probates/Wills & Trusts - Level 2	2024	2	-	-	-	2	3	-	2	2	-	-	-	11	22%	11
	2023	-	1	2	1	-	-	2	-	-	3	-	-	9	▲	9
Protective Orders	2024	-	2	-	-	-	-	-	-	-	-	-	-	2	2	2
	2023	-	-	-	-	-	-	-	-	-	-	-	-	0	↔	0
Uncontested Divorce	2024	6	1	6	8	4	6	7	2	9	2	-	-	51	13%	51
	2023	4	5	3	3	5	9	5	2	2	7	2	3	45	▲	50

This report reflects the case management system. Numbers will update as reports are refreshed and posted. The case types reported may not necessitate judicial involvement.

Dashboard		Monthly Dispositions Summary		Jan --- Oct Dispositions	
<p>Court: Arlington Circuit Start/End Date: Jan-23 / Oct-24 2023 Average Month: 780 Jan-Oct 2023: 7,833 Dispositions Trending: ▼</p>	<p>Circuit/Court ID: 17 217013 Type of Case: Dispositions 2024 Average Month: 749 Jan-Oct 2024 : 7,487 Overall AVG. Month: 766</p>	<p>Jan 23 - Oct 24</p>		<div style="display: flex; justify-content: space-around;"> <div style="text-align: center;"> <p>7,487</p> <div style="width: 30px; height: 30px; background-color: #f0e68c; margin: 0 auto;"></div> <p>2024</p> </div> <div style="text-align: center;"> <p>7,833</p> <div style="width: 30px; height: 30px; background-color: #f0e68c; margin: 0 auto;"></div> <p>2023</p> </div> </div>	

Dispositions by Division																
Divisions		Jan	Feb	Mar	Apr	May	Jun	Jul	Aug	Sep	Oct	Nov	Dec	Thru Oct	% Change	Total
Total	2024	691	838	726	874	740	669	601	929	742	677	-	-	7,487	-4%	7,487
	2023	649	943	1,049	781	812	814	644	701	738	702	649	874	7,833	▼	9,356
Civil	2024	160	175	161	222	143	147	131	134	150	139	-	-	1,562	-20%	1,562
	2023	141	188	299	204	259	181	120	171	225	167	143	215	1,955	▼	2,313
Criminal	2024	200	193	236	247	230	158	173	345	218	170	-	-	2,170	2%	2,170
	2023	258	224	262	202	243	226	128	182	185	211	175	246	2,121	▲	2,542
Concealed Handgun Permits	2024	8	206	85	93	65	63	54	161	65	95	-	-	895	-4%	895
	2023	84	231	113	55	24	155	89	52	78	49	98	131	930	▼	1,159
Miscellaneous/ Other	2024	320	259	242	311	300	300	241	284	303	266	-	-	2,826	1%	2,826
	2023	163	298	372	318	286	249	305	296	248	274	233	281	2,809	▲	3,323
Others	2024	3	5	2	1	2	1	2	5	6	7	-	-	34	89%	34
	2023	3	2	3	2	-	3	2	-	2	1	-	1	18	▲	19

Dispositions by Case Category																
Case Categories		Jan	Feb	Mar	Apr	May	Jun	Jul	Aug	Sep	Oct	Nov	Dec	Thru Oct	% Change	Total
Administrative Law	2024	2	2	-	2	1	1	1	3	-	1	-	-	13	0%	13
	2023	1	-	-	3	1	1	2	1	1	3	2	-	13	↔	15
Contested Divorce	2024	13	16	10	18	18	7	11	12	6	14	-	-	125	-36%	125
	2023	12	23	22	21	32	17	14	30	12	13	22	19	196	▼	237
Domestic and Family - Level 1	2024	15	9	2	10	6	8	7	6	9	7	-	-	79	18%	79
	2023	3	4	10	5	6	10	8	2	14	5	2	5	67	▲	74
Domestic and Family - Level 2	2024	3	6	3	8	3	4	1	8	15	5	-	-	56	19%	56
	2023	-	3	3	4	6	7	3	12	2	7	2	4	47	▲	53
Felonies and Related Matters	2024	118	106	126	133	109	67	77	193	93	64	-	-	1,086	-9%	1,086
	2023	153	133	162	96	120	141	74	95	109	115	79	149	1,198	▼	1,426
General Civil - Level 1	2024	3	2	1	3	4	1	2	1	3	-	-	-	20	-43%	20
	2023	13	4	1	3	5	1	-	1	5	2	2	2	35	▼	39
General Civil - Level 2	2024	94	96	108	129	71	96	64	61	73	79	-	-	871	-19%	871
	2023	82	108	182	114	144	80	59	73	145	90	75	132	1,077	▼	1,284
General Civil - Level 3	2024	7	11	10	14	10	7	9	11	9	8	-	-	96	20%	96
	2023	6	3	6	7	9	6	12	11	13	7	6	8	80	▲	94
Miscellaneous Civil	2024	201	329	182	238	197	180	158	304	219	203	-	-	2,211	-6%	2,211
	2023	148	380	325	207	151	272	269	210	215	183	216	286	2,360	▼	2,862
Misdemeanor	2024	27	34	23	38	35	11	20	32	47	21	-	-	288	-6%	288
	2023	33	36	36	21	35	27	22	36	39	23	18	33	308	▼	359
Other	2024	129	140	149	165	173	184	143	149	151	161	-	-	1,544	10%	1,544
	2023	103	149	165	174	161	137	127	141	112	138	118	127	1,407	▲	1,652
Other Criminally Related Matters	2024	55	54	88	81	86	81	79	121	80	89	-	-	814	29%	814
	2023	72	55	69	87	89	63	32	51	38	76	82	65	632	▲	779
Probates/Wills & Trusts - Level 1	2024	1	-	4	2	-	-	3	1	-	3	-	-	14	-44%	14
	2023	1	3	3	2	1	2	4	1	6	2	2	2	25	▼	29
Probates/Wills & Trusts - Level 2	2024	3	5	7	6	10	5	3	12	8	9	-	-	68	-33%	68
	2023	10	17	12	10	10	14	5	6	10	8	4	8	102	▼	114
Uncontested Divorce	2024	20	28	13	27	17	17	23	15	29	13	-	-	202	-29%	202
	2023	12	25	53	27	42	36	13	31	17	30	19	34	286	▼	339


This report reflects the case management system. Numbers will update as reports are refreshed and posted. The case types reported may not necessitate judicial involvement.

Dashboard

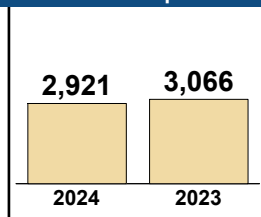
Court: Fauquier Circuit
Start/End Date: Jan-23 / Oct-24
2023 Average Month: 315
Jan-Oct 2023: 3,066
Dispositions Trending: ▼

Circuit/Court ID: 20 220061
Type of Case: Dispositions
2024 Average Month: 292
Jan-Oct 2024 : 2,921
Overall AVG. Month: 305

Monthly Dispositions Summary



Jan --- Oct Dispositions



Dispositions by Division

Divisions		Jan	Feb	Mar	Apr	May	Jun	Jul	Aug	Sep	Oct	Nov	Dec	Thru Oct	% Change	Total
Total	2024	314	301	285	318	302	213	260	300	345	283	-	-	2,921	-5%	2,921
	2023	367	358	348	291	264	330	275	303	256	274	260	452	3,066	▼	3,778
Civil	2024	61	37	31	50	55	26	38	31	39	49	-	-	417	-7%	417
	2023	42	45	34	42	48	57	48	51	43	39	34	24	449	▼	507
Criminal	2024	56	76	81	68	80	62	81	64	125	68	-	-	761	13%	761
	2023	80	71	57	59	68	82	71	70	59	54	70	59	671	▲	800
Concealed Handgun Permits	2024	122	139	140	161	118	89	93	152	117	116	-	-	1,247	-10%	1,247
	2023	174	183	193	150	103	138	104	112	94	129	116	143	1,380	▼	1,639
Miscellaneous/ Other	2024	75	49	33	39	49	36	48	53	64	50	-	-	496	-12%	496
	2023	71	59	64	40	45	53	50	69	60	52	40	225	563	▼	828
Others	2024	-	-	-	-	-	-	-	-	-	-	-	-	0	-100%	0
	2023	-	-	-	-	-	-	2	1	-	-	-	1	3	▼	4

Dispositions by Case Category

Case Categories		Jan	Feb	Mar	Apr	May	Jun	Jul	Aug	Sep	Oct	Nov	Dec	Thru Oct	% Change	Total
Administrative Law	2024	-	2	-	-	-	-	-	-	-	-	-	-	2	-33%	2
	2023	-	-	-	1	-	-	2	-	-	-	-	-	3	▼	3
Contested Divorce	2024	11	3	2	5	4	4	6	4	9	5	-	-	53	71%	53
	2023	3	3	4	2	5	5	1	3	2	3	7	4	31	▲	42
Domestic and Family - Level 1	2024	6	5	6	9	26	-	-	-	5	9	-	-	66	-10%	66
	2023	4	3	-	11	11	16	7	2	14	5	1	3	73	▼	77
Domestic and Family - Level 2	2024	7	1	-	-	2	-	2	1	1	3	-	-	17	-29%	17
	2023	4	2	1	-	-	6	2	2	3	4	1	2	24	▼	27
Felonies and Related Matters	2024	36	54	58	39	54	40	42	37	58	35	-	-	453	7%	453
	2023	57	42	45	30	52	45	39	44	39	29	45	40	422	▲	507
General Civil - Level 1	2024	-	-	2	-	-	-	-	-	-	-	-	-	2	-67%	2
	2023	1	1	-	1	-	2	-	-	-	-	1	2	6	▼	8
General Civil - Level 2	2024	13	8	11	17	5	9	11	8	10	12	-	-	104	-22%	104
	2023	15	17	15	11	15	11	13	18	10	9	11	8	134	▼	153
General Civil - Level 3	2024	11	5	3	3	3	2	6	12	5	7	-	-	57	14%	57
	2023	5	3	4	3	4	6	9	8	5	3	8	1	50	▲	59
Miscellaneous Civil	2024	159	166	163	183	139	109	108	180	140	134	-	-	1,481	-12%	1,481
	2023	206	220	227	170	132	163	137	151	120	158	133	156	1,684	▼	1,973
Misdemeanor	2024	15	16	16	19	18	13	30	14	60	13	-	-	214	35%	214
	2023	15	22	7	12	8	25	17	19	13	20	15	15	158	▲	188
Other	2024	38	22	10	17	25	14	32	22	41	29	-	-	250	9%	250
	2023	37	21	24	13	16	24	15	28	31	21	18	212	230	▲	460
Other Criminally Related Matters	2024	5	6	7	10	8	9	9	13	7	20	-	-	94	1%	94
	2023	10	7	5	17	8	12	15	7	7	5	11	5	93	▲	109
Probates/Wills & Trusts - Level 1	2024	3	1	1	-	-	-	1	-	-	-	-	-	6	100%	6
	2023	-	1	-	-	-	-	-	1	-	1	1	-	3	▲	4
Probates/Wills & Trusts - Level 2	2024	2	4	-	-	7	1	1	1	-	5	-	-	21	-38%	21
	2023	4	5	1	1	1	1	8	6	1	6	1	2	34	▼	37
Protective Orders	2024	1	1	-	1	-	-	-	1	-	-	-	-	4	-76%	4
	2023	1	1	1	1	-	6	1	1	5	-	1	2	17	▼	20
Uncontested Divorce	2024	7	7	6	15	11	12	12	7	9	11	-	-	97	-7%	97
	2023	5	10	14	18	12	8	9	13	6	9	5	2	104	▼	111

This report reflects the case management system. Numbers will update as reports are refreshed and posted. The case types reported may not necessitate judicial involvement.

Dashboard		Monthly Dispositions Summary		Jan --- Oct Dispositions							
<p>Court: Loudoun Circuit Start/End Date: Jan-23 / Oct-24 2023 Average Month: 1,025 Jan-Oct 2023: 9,817 Dispositions Trending: ↔</p>	<p>Circuit/Court ID: 20 220107 Type of Case: Dispositions 2024 Average Month: 978 Jan-Oct 2024 : 9,782 Overall AVG. Month: 1,004</p>	<p style="text-align: center; font-weight: bold; font-size: 1.2em;">Jan 23 - Oct 24</p>		<table style="margin: auto;"> <tr> <td style="text-align: center; width: 50px;">9,782</td> <td style="text-align: center; width: 50px;">9,817</td> </tr> <tr> <td style="text-align: center; width: 50px;"></td> <td style="text-align: center; width: 50px;"></td> </tr> <tr> <td style="text-align: center; width: 50px;">2024</td> <td style="text-align: center; width: 50px;">2023</td> </tr> </table>		9,782	9,817			2024	2023
9,782	9,817										
2024	2023										

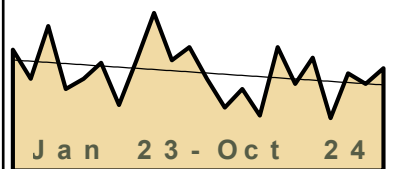
Dispositions by Division																
Divisions		Jan	Feb	Mar	Apr	May	Jun	Jul	Aug	Sep	Oct	Nov	Dec	Thru Oct	% Change	Total
Total	2024	871	918	982	962	851	954	1,064	1,034	1,107	1,039	-	-	9,782	0%	9,782
	2023	1,104	829	1,268	1,249	983	898	785	1,047	807	847	905	1,577	9,817	▼	12,299
Civil	2024	105	142	124	173	131	186	164	181	169	202	-	-	1,577	-16%	1,577
	2023	244	160	253	149	155	168	180	261	148	153	190	177	1,871	▼	2,238
Criminal	2024	126	157	149	132	169	122	165	142	187	175	-	-	1,524	17%	1,524
	2023	133	104	208	131	121	149	105	139	93	117	132	126	1,300	▲	1,558
Concealed Handgun Permits	2024	271	286	322	306	229	263	301	262	337	273	-	-	2,850	-6%	2,850
	2023	367	363	429	363	259	284	216	251	233	257	277	304	3,022	▼	3,603
Miscellaneous/ Other	2024	367	327	387	349	319	382	433	449	413	386	-	-	3,812	6%	3,812
	2023	360	200	377	605	448	297	283	385	329	320	304	965	3,604	▲	4,873
Others	2024	2	6	-	2	3	1	1	-	1	3	-	-	19	-5%	19
	2023	-	2	1	1	-	-	-	1	11	4	-	2	20	▼	27

Dispositions by Case Category																
Case Categories		Jan	Feb	Mar	Apr	May	Jun	Jul	Aug	Sep	Oct	Nov	Dec	Thru Oct	% Change	Total
Administrative Law	2024	-	-	1	-	1	1	1	2	-	3	-	-	9	13%	9
	2023	4	-	1	3	-	-	-	-	-	-	-	-	8	▲	8
Capital Murder	2024	-	-	-	-	-	-	-	-	-	-	-	-	0	-100%	0
	2023	-	-	-	2	-	-	-	-	-	-	-	-	2	▼	2
Contested Divorce	2024	11	17	13	26	16	21	23	27	15	25	-	-	194	-15%	194
	2023	24	19	24	25	28	21	29	20	17	22	21	26	229	▼	276
Domestic and Family - Level 1	2024	4	14	11	16	9	42	18	16	7	34	-	-	171	-41%	171
	2023	25	21	38	9	17	27	26	91	22	12	11	23	288	▼	322
Domestic and Family - Level 2	2024	4	7	7	10	8	12	7	11	8	15	-	-	89	-14%	89
	2023	12	8	11	6	17	8	12	16	9	5	24	8	104	▼	136
Felonies and Related Matters	2024	72	66	71	78	95	96	105	63	94	96	-	-	836	30%	836
	2023	63	53	108	43	80	61	54	87	45	47	49	36	641	▲	726
General Civil - Level 1	2024	1	2	2	3	1	3	6	3	4	2	-	-	27	0%	27
	2023	5	1	7	1	4	3	-	3	1	2	2	1	27	↔	30
General Civil - Level 2	2024	38	40	34	57	36	43	49	50	51	48	-	-	446	-16%	446
	2023	98	49	80	40	41	40	44	60	37	40	43	51	529	▼	623
General Civil - Level 3	2024	8	15	10	12	11	14	19	17	16	11	-	-	133	-24%	133
	2023	37	13	18	19	18	13	8	17	17	16	21	12	176	▼	209
Miscellaneous Civil	2024	390	408	480	457	356	423	461	457	559	442	-	-	4,433	-14%	4,433
	2023	649	536	643	814	488	444	365	482	380	377	397	420	5,178	▼	5,995
Misdemeanor	2024	25	22	31	24	29	16	19	19	51	24	-	-	260	15%	260
	2023	21	17	39	20	18	23	26	12	25	26	26	23	227	▲	276
Other	2024	238	195	214	182	180	210	241	237	175	196	-	-	2,068	66%	2,068
	2023	41	16	143	134	185	122	120	145	163	180	184	835	1,249	▲	2,268
Other Criminally Related Matters	2024	31	69	47	30	46	11	43	62	44	55	-	-	438	0%	438
	2023	53	35	62	66	23	65	25	40	23	44	58	67	436	▲	561
Probates/Wills & Trusts - Level 1	2024	1	-	-	1	-	-	-	-	-	1	-	-	3	-50%	3
	2023	-	1	1	-	-	1	-	-	-	-	-	1	6	▼	7
Probates/Wills & Trusts - Level 2	2024	6	12	8	9	4	9	7	4	21	16	-	-	96	0%	96
	2023	7	10	14	6	10	8	14	11	3	13	10	4	96	↔	110
Uncontested Divorce	2024	42	51	53	57	59	53	65	66	62	71	-	-	579	-7%	579
	2023	65	50	79	61	54	62	62	63	65	60	59	70	621	▼	750

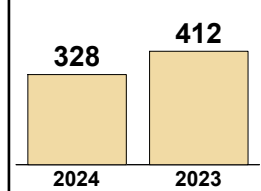
Dashboard

Court: Rappahannock Circuit **Circuit/Court ID:** 20 220157
Start/End Date: Jan-23 / Oct-24 **Type of Case:** Dispositions
2023 Average Month: 41 **2024 Average Month:** 33
Jan-Oct 2023: 412 **Jan-Oct 2024 :** 328
Dispositions Trending: ▼ **Overall AVG. Month:** 37

Monthly Dispositions Summary



Jan --- Oct Dispositions



Dispositions by Division

Divisions		Jan	Feb	Mar	Apr	May	Jun	Jul	Aug	Sep	Oct	Nov	Dec	Thru Oct	% Change	Total
Total	2024	24	31	21	47	33	43	20	37	33	39	-	-	328	-20%	328
	2023	46	35	55	31	35	41	25	42	60	42	47	35	412	▼	494
Civil	2024	2	3	1	3	2	2	-	1	1	2	-	-	17	-65%	17
	2023	3	2	4	11	2	1	7	6	11	2	2	4	49	▼	55
Criminal	2024	6	10	7	21	17	25	10	11	12	11	-	-	130	5%	130
	2023	3	10	14	7	7	20	7	8	22	26	29	5	124	▲	158
Concealed Handgun Permits	2024	10	8	11	20	12	14	8	20	13	20	-	-	136	-6%	136
	2023	29	13	30	10	10	9	1	12	23	8	10	13	145	▼	168
Miscellaneous/ Other	2024	6	10	2	3	2	2	2	5	7	6	-	-	45	-52%	45
	2023	11	10	7	3	16	11	10	15	4	6	6	13	93	▼	112
Others	2024	-	-	-	-	-	-	-	-	-	-	-	-	0	-100%	0
	2023	-	-	-	-	-	-	-	1	-	-	-	-	1	▼	1

Dispositions by Case Category


Case Categories		Jan	Feb	Mar	Apr	May	Jun	Jul	Aug	Sep	Oct	Nov	Dec	Thru Oct	% Change	Total
Administrative Law	2024	-	-	-	-	-	-	-	-	-	-	-	-	0	-100%	0
	2023	-	-	1	-	-	-	-	-	-	-	-	-	-	1	▼
Capital Murder	2024	-	-	-	2	-	-	-	-	-	-	-	-	2	2	2
	2023	-	-	-	-	-	-	-	-	-	-	-	-	0	↔	0
Contested Divorce	2024	-	-	-	-	-	-	-	-	-	-	-	-	0	-100%	0
	2023	-	1	1	-	2	-	-	1	1	-	1	2	6	▼	9
Domestic and Family - Level 1	2024	-	1	-	1	-	-	-	-	-	1	1	-	4	-69%	4
	2023	1	-	-	9	-	-	3	-	-	-	-	-	13	▼	13
Domestic and Family - Level 2	2024	-	1	-	-	-	-	-	-	-	-	-	-	1	0%	1
	2023	1	-	-	-	-	-	-	-	-	-	-	-	1	↔	1
Felonies and Related Matters	2024	3	5	3	14	10	18	7	7	7	7	-	-	81	5%	81
	2023	3	6	8	5	3	15	5	4	9	19	21	3	77	▲	101
General Civil - Level 2	2024	1	1	-	3	-	1	-	-	-	1	1	-	8	-43%	8
	2023	1	-	3	1	2	1	1	3	-	2	1	2	14	▼	17
General Civil - Level 3	2024	1	-	1	-	1	1	-	1	-	1	-	-	6	-73%	6
	2023	2	1	1	1	1	1	3	2	10	-	-	1	22	▼	23
Miscellaneous Civil	2024	15	13	13	22	14	16	10	24	19	24	-	-	170	2%	170
	2023	32	17	31	11	13	11	2	17	25	8	14	13	167	▲	194
Misdemeanor	2024	2	3	4	2	6	5	1	3	5	3	-	-	34	-15%	34
	2023	-	3	6	2	4	5	2	3	11	4	5	2	40	▼	47
Other	2024	-	3	-	-	-	-	-	1	-	1	-	-	5	-91%	5
	2023	6	5	4	1	9	8	7	7	2	5	1	12	54	▼	67
Other Criminally Related Matters	2024	1	2	-	3	1	2	2	1	-	1	-	-	13	86%	13
	2023	-	1	-	-	-	-	-	1	2	3	3	-	7	▲	10
Probates/Wills & Trusts - Level 2	2024	-	-	-	-	-	-	-	-	-	-	-	-	0	-100%	0
	2023	-	-	-	-	1	-	-	1	-	1	-	-	3	▼	3
Uncontested Divorce	2024	1	2	-	-	1	-	-	-	-	-	-	-	4	-43%	4
	2023	-	1	-	1	-	-	2	3	-	-	1	-	7	▼	8

Dashboard

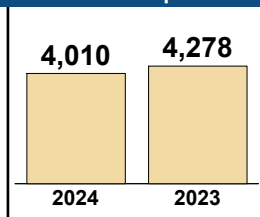
Court: Henry Circuit
Start/End Date: Jan-23 / Oct-24
2023 Average Month: 415
Jan-Oct 2023: 4,278
Dispositions Trending: ▼

Circuit/Court ID: 21 221089
Type of Case: Dispositions
2024 Average Month: 401
Jan-Oct 2024 : 4,010
Overall AVG. Month: 409

Monthly Dispositions Summary



Jan --- Oct Dispositions



Dispositions by Division

Divisions		Jan	Feb	Mar	Apr	May	Jun	Jul	Aug	Sep	Oct	Nov	Dec	Thru Oct	% Change	Total
Total	2024	470	420	346	412	383	420	345	322	457	435	-	-	4,010	-6%	4,010
	2023	482	550	391	460	392	487	274	410	442	390	401	303	4,278	▼	4,982
Civil	2024	35	33	43	38	27	19	29	22	34	30	-	-	310	-11%	310
	2023	46	44	38	31	39	28	19	35	37	30	44	26	347	▼	417
Criminal	2024	250	212	152	214	191	221	171	131	273	228	-	-	2,043	-7%	2,043
	2023	242	265	210	211	207	284	117	214	229	207	219	169	2,186	▼	2,574
Concealed Handgun Permits	2024	115	86	85	88	87	115	65	73	111	101	-	-	926	-11%	926
	2023	132	160	85	153	73	102	63	80	104	89	76	47	1,041	▼	1,164
Miscellaneous/ Other	2024	70	89	65	72	78	64	80	95	39	76	-	-	728	4%	728
	2023	62	81	58	64	73	73	75	81	72	64	62	61	703	▲	826
Others	2024	-	-	1	-	-	1	-	1	-	-	-	-	3	200%	3
	2023	-	-	-	1	-	-	-	-	-	-	-	-	1	▲	1

Dispositions by Case Category

Case Categories		Jan	Feb	Mar	Apr	May	Jun	Jul	Aug	Sep	Oct	Nov	Dec	Thru Oct	% Change	Total
Administrative Law	2024	-	-	-	-	-	-	-	-	-	-	-	-	0	-100%	0
	2023	-	-	1	-	-	-	-	-	-	-	-	-	1	▼	1
Capital Murder	2024	-	-	-	-	1	-	-	-	-	-	-	-	1	-75%	1
	2023	-	-	-	-	-	-	4	-	-	-	-	-	4	▼	4
Contested Divorce	2024	5	3	7	3	8	1	2	2	6	2	-	-	39	-17%	39
	2023	6	1	9	3	3	9	2	4	5	5	11	2	47	▼	60
Domestic and Family - Level 1	2024	3	3	3	4	6	3	2	-	2	13	-	-	39	-44%	39
	2023	12	16	7	2	8	1	2	3	11	8	1	8	70	▼	79
Domestic and Family - Level 2	2024	2	1	2	1	-	-	3	3	2	1	-	-	15	-29%	15
	2023	4	2	2	1	1	1	1	2	2	5	2	1	21	▼	24
Felonies and Related Matters	2024	169	144	108	163	134	151	119	86	187	182	-	-	1,443	-4%	1,443
	2023	173	191	152	156	134	202	71	131	153	146	155	131	1,509	▼	1,795
General Civil - Level 2	2024	8	4	1	4	2	4	4	5	3	6	-	-	41	17%	41
	2023	2	2	3	2	3	6	3	7	5	2	4	1	35	▲	40
General Civil - Level 3	2024	9	7	12	9	2	2	5	2	8	2	-	-	58	21%	58
	2023	5	14	4	4	5	1	2	5	5	3	11	3	48	▲	62
Miscellaneous Civil	2024	138	117	109	117	105	144	87	100	120	128	-	-	1,165	-10%	1,165
	2023	148	186	110	184	89	129	95	113	123	114	88	59	1,291	▼	1,438
Misdemeanor	2024	72	58	26	46	44	65	38	35	67	41	-	-	492	-17%	492
	2023	64	67	55	49	59	74	34	71	67	55	47	33	595	▼	675
Other	2024	45	58	43	41	60	34	57	66	30	48	-	-	482	7%	482
	2023	47	53	32	35	57	44	43	48	52	38	49	48	449	▲	546
Other Criminally Related Matters	2024	9	10	18	5	13	5	14	10	19	6	-	-	109	36%	109
	2023	5	7	3	6	14	8	10	12	9	6	17	6	80	▲	103
Probates/Wills & Trusts - Level 1	2024	-	1	-	1	-	-	-	1	-	-	-	-	3	-25%	3
	2023	-	-	1	-	-	-	1	-	2	-	1	-	4	▼	5
Probates/Wills & Trusts - Level 2	2024	2	1	1	6	1	2	5	1	1	-	-	-	20	-5%	20
	2023	5	1	3	2	1	5	-	1	1	2	4	5	21	▼	30
Uncontested Divorce	2024	8	13	16	12	7	9	9	11	12	6	-	-	103	0%	103
	2023	11	10	9	16	18	7	6	13	7	6	11	6	103	↔	120


This report reflects the case management system. Numbers will update as reports are refreshed and posted. The case types reported may not necessitate judicial involvement.

Dashboard

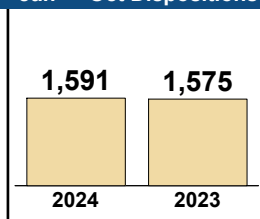
Court: Patrick Circuit
Start/End Date: Jan-23 / Oct-24
2023 Average Month: 151
Jan-Oct 2023: 1,575
Dispositions Trending: ⇌

Circuit/Court ID: 21 221141
Type of Case: Dispositions
2024 Average Month: 159
Jan-Oct 2024 : 1,591
Overall AVG. Month: 155

Monthly Dispositions Summary



Jan --- Oct Dispositions



Dispositions by Division

Divisions		Jan	Feb	Mar	Apr	May	Jun	Jul	Aug	Sep	Oct	Nov	Dec	Thru Oct	% Change	Total
Total	2024	106	170	250	156	111	118	145	216	102	217	-	-	1,591	1%	1,591
	2023	206	147	233	99	168	211	110	131	158	112	127	109	1,575	▲	1,811
Civil	2024	4	11	15	5	6	3	12	14	8	9	-	-	87	23%	87
	2023	2	6	12	5	11	12	7	9	3	4	2	1	71	▲	74
Criminal	2024	42	91	181	117	78	86	73	143	81	137	-	-	1,029	10%	1,029
	2023	141	112	93	26	112	137	69	70	110	65	91	77	935	▲	1,103
Concealed Handgun Permits	2024	54	66	43	28	18	17	54	57	1	64	-	-	402	-19%	402
	2023	60	25	122	64	37	52	26	49	35	28	26	27	498	▼	551
Miscellaneous/ Other	2024	6	2	11	6	8	12	6	2	12	7	-	-	72	3%	72
	2023	3	4	6	4	8	10	7	3	10	15	8	4	70	▲	82
Others	2024	-	-	-	-	1	-	-	-	-	-	-	-	1	0%	1
	2023	-	-	-	-	-	-	1	-	-	-	-	-	1	↔	1

Dispositions by Case Category


Case Categories		Jan	Feb	Mar	Apr	May	Jun	Jul	Aug	Sep	Oct	Nov	Dec	Thru Oct	% Change	Total
Administrative Law	2024	-	-	-	-	-	-	-	-	-	-	-	-	0	-100%	0
	2023	-	-	-	-	-	1	-	-	-	-	-	-	1	▼	1
Contested Divorce	2024	1	2	1	1	1	1	1	1	1	2	-	-	12	-29%	12
	2023	-	1	3	2	4	-	2	3	-	2	1	1	17	▼	19
Domestic and Family - Level 1	2024	-	-	2	2	-	-	3	2	2	1	-	-	12	300%	12
	2023	-	-	-	-	-	2	-	1	-	-	-	-	3	▲	3
Domestic and Family - Level 2	2024	-	-	-	-	-	-	-	5	1	-	-	-	6	50%	6
	2023	-	-	1	2	-	-	-	-	1	-	-	1	4	▲	5
Felonies and Related Matters	2024	35	59	153	68	39	55	54	76	34	84	-	-	657	0%	657
	2023	122	61	68	16	69	101	47	40	88	44	62	45	656	▲	763
General Civil - Level 1	2024	1	-	-	-	-	-	-	-	-	-	-	-	1	1	1
	2023	-	-	-	-	-	-	-	-	-	-	-	-	0	↔	0
General Civil - Level 2	2024	-	2	1	-	2	-	-	1	2	2	-	-	10	43%	10
	2023	-	-	1	-	-	1	2	-	1	2	-	-	7	▲	7
General Civil - Level 3	2024	-	2	2	2	1	-	1	2	2	-	-	-	12	-29%	12
	2023	1	2	3	-	2	6	1	-	-	2	-	-	17	▼	17
Miscellaneous Civil	2024	60	68	54	33	25	29	60	59	13	70	-	-	471	-16%	471
	2023	63	29	127	68	44	59	32	52	45	40	34	30	559	▼	623
Misdemeanor	2024	7	23	27	43	18	25	19	51	40	43	-	-	296	28%	296
	2023	19	39	25	10	32	34	22	17	20	14	23	30	232	▲	285
Other	2024	-	-	-	-	1	-	-	-	-	-	-	-	1	0%	1
	2023	-	-	-	-	-	-	1	-	-	-	-	-	1	↔	1
Other Criminally Related Matters	2024	-	9	1	6	21	6	-	16	7	10	-	-	76	58%	76
	2023	-	12	-	-	12	2	-	13	2	7	6	2	48	▲	56
Probates/Wills & Trusts - Level 2	2024	-	1	4	1	-	1	3	1	-	-	-	-	11	38%	11
	2023	-	1	2	-	3	2	-	-	-	-	-	-	8	▲	8
Uncontested Divorce	2024	2	4	5	-	3	1	4	2	-	5	-	-	26	18%	26
	2023	1	2	3	1	2	3	3	5	1	1	1	-	22	▲	23

Dashboard

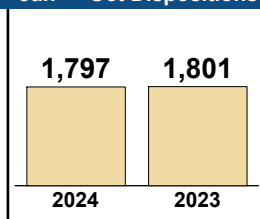
Court: Martinsville Circuit
Start/End Date: Jan-23 / Oct-24
2023 Average Month: 172
Jan-Oct 2023: 1,801
Dispositions Trending: ⇄

Circuit/Court ID: 21 221690
Type of Case: Dispositions
2024 Average Month: 180
Jan-Oct 2024 : 1,797
Overall AVG. Month: 176

Monthly Dispositions Summary



Jan --- Oct Dispositions



Dispositions by Division

Divisions		Jan	Feb	Mar	Apr	May	Jun	Jul	Aug	Sep	Oct	Nov	Dec	Thru Oct	% Change	Total
Total	2024	191	226	159	223	136	136	195	238	137	156	-	-	1,797	0%	1,797
	2023	209	208	244	157	140	150	173	139	171	210	149	114	1,801	▼	2,064
Civil	2024	14	6	19	15	1	4	7	4	2	19	-	-	91	10%	91
	2023	14	5	12	13	5	5	12	9	3	5	7	5	83	▲	95
Criminal	2024	114	147	99	148	77	91	103	172	98	75	-	-	1,124	-10%	1,124
	2023	146	165	135	119	91	113	108	82	138	155	101	84	1,252	▼	1,437
Concealed Handgun Permits	2024	5	19	24	19	16	7	16	5	6	21	-	-	138	-9%	138
	2023	17	14	33	7	13	12	15	11	11	18	10	11	151	▼	172
Miscellaneous/ Other	2024	58	54	17	41	42	34	69	57	31	41	-	-	444	41%	444
	2023	32	24	64	18	31	20	38	37	19	32	31	13	315	▲	359
Others	2024	-	-	-	-	-	-	-	-	-	-	-	-	0	0	0
	2023	-	-	-	-	-	-	-	-	-	-	-	1	0	↔	1

Dispositions by Case Category

Case Categories		Jan	Feb	Mar	Apr	May	Jun	Jul	Aug	Sep	Oct	Nov	Dec	Thru Oct	% Change	Total
Administrative Law	2024	-	-	1	-	-	-	-	-	-	-	-	-	1	0%	1
	2023	-	-	-	-	-	1	-	-	-	-	1	-	1	↔	2
Capital Murder	2024	-	-	-	-	-	-	-	1	-	-	-	-	1	0%	1
	2023	-	-	1	-	-	-	-	-	-	-	-	-	1	↔	1
Contested Divorce	2024	-	-	1	-	1	-	2	-	-	2	-	-	6	-50%	6
	2023	1	-	1	1	3	1	2	1	1	1	-	-	12	▼	12
Domestic and Family - Level 1	2024	2	-	-	-	-	-	-	-	-	10	-	-	12	140%	12
	2023	4	-	-	-	-	-	1	-	-	-	-	2	5	▲	7
Domestic and Family - Level 2	2024	1	-	-	-	-	-	1	-	-	1	-	-	3	3	3
	2023	-	-	-	-	-	-	-	-	-	-	-	-	0	↔	0
Felonies and Related Matters	2024	68	76	65	97	43	62	62	128	76	56	-	-	733	-12%	733
	2023	100	103	84	86	68	78	51	45	102	113	62	63	830	▼	955
General Civil - Level 1	2024	-	-	-	2	-	-	-	-	-	1	-	-	3	0%	3
	2023	-	-	-	-	-	1	2	-	-	-	-	-	3	↔	3
General Civil - Level 2	2024	3	2	3	2	-	2	-	1	-	3	-	-	16	-11%	16
	2023	1	1	4	3	1	-	3	3	1	1	1	-	18	▼	19
General Civil - Level 3	2024	6	23	1	8	2	1	1	1	-	1	-	-	44	16%	44
	2023	5	2	5	7	10	1	1	6	-	1	3	1	38	▲	42
Miscellaneous Civil	2024	18	27	29	27	18	14	30	23	15	29	-	-	230	6%	230
	2023	24	18	42	11	18	18	25	19	17	25	15	15	217	▲	247
Misdemeanor	2024	37	30	23	39	17	26	27	29	14	14	-	-	256	0%	256
	2023	26	35	28	25	12	27	22	23	28	31	29	11	257	▼	297
Other	2024	44	24	11	30	38	26	54	38	22	32	-	-	319	42%	319
	2023	25	18	54	12	17	14	26	22	13	24	26	10	225	▲	261
Other Criminally Related Matters	2024	9	41	11	12	17	3	14	14	8	5	-	-	134	-18%	134
	2023	20	27	22	8	11	8	35	14	8	11	10	10	164	▼	184
Probates/Wills & Trusts - Level 2	2024	2	1	10	3	-	2	1	1	-	1	-	-	21	62%	21
	2023	2	4	-	2	-	-	-	2	1	2	1	1	13	▲	15
Uncontested Divorce	2024	1	2	4	3	-	-	3	2	2	1	-	-	18	6%	18
	2023	1	-	3	2	-	1	5	4	-	1	1	1	17	▲	19

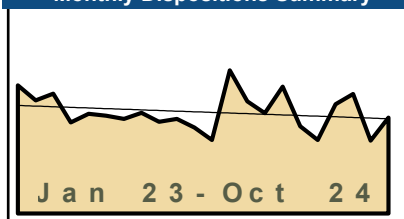
This report reflects the case management system. Numbers will update as reports are refreshed and posted. The case types reported may not necessitate judicial involvement.

Dashboard

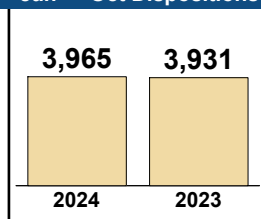
Court: Franklin County Circuit
Start/End Date: Jan-23 / Oct-24
2023 Average Month: 378
Jan-Oct 2023: 3,931
Dispositions Trending: ⇄

Circuit/Court ID: 22 222067
Type of Case: Dispositions
2024 Average Month: 397
Jan-Oct 2024 : 3,965
Overall AVG. Month: 387

Monthly Dispositions Summary



Jan --- Oct Dispositions



Dispositions by Division

Divisions		Jan	Feb	Mar	Apr	May	Jun	Jul	Aug	Sep	Oct	Nov	Dec	Thru Oct	% Change	Total
Total	2024	546	427	382	483	332	280	417	455	278	365	-	-	3,965	1%	3,965
	2023	489	431	457	347	380	373	360	384	349	361	328	280	3,931	▲	4,539
Civil	2024	55	46	41	38	41	31	44	75	25	38	-	-	434	-27%	434
	2023	112	53	64	44	32	49	62	73	44	58	17	70	591	▼	678
Criminal	2024	238	168	181	182	125	153	229	150	145	89	-	-	1,660	-15%	1,660
	2023	244	180	207	218	170	180	204	140	223	197	153	125	1,963	▼	2,241
Concealed Handgun Permits	2024	197	143	82	191	95	23	81	169	51	183	-	-	1,215	6%	1,215
	2023	113	178	160	71	159	124	61	140	63	79	140	63	1,148	▲	1,351
Miscellaneous/ Other	2024	56	70	78	72	70	73	63	61	57	55	-	-	655	190%	655
	2023	19	20	26	14	18	20	33	31	18	27	18	22	226	▲	266
Others	2024	-	-	-	-	1	-	-	-	-	-	-	-	1	-67%	1
	2023	1	-	-	-	1	-	-	-	1	-	-	-	3	▼	3

Dispositions by Case Category

Case Categories		Jan	Feb	Mar	Apr	May	Jun	Jul	Aug	Sep	Oct	Nov	Dec	Thru Oct	% Change	Total
Administrative Law	2024	-	-	1	-	-	-	-	1	-	-	-	-	2	2	2
	2023	-	-	-	-	-	-	-	-	-	-	-	-	0	↔	0
Capital Murder	2024	-	-	1	-	-	-	-	-	-	-	-	-	1	1	1
	2023	-	-	-	-	-	-	-	-	-	-	-	-	0	↔	0
Contested Divorce	2024	7	6	5	5	4	8	6	3	3	4	-	-	51	34%	51
	2023	4	3	6	6	2	5	5	1	5	1	2	4	38	▲	44
Domestic and Family - Level 1	2024	20	8	12	5	14	6	13	28	11	10	-	-	127	-49%	127
	2023	82	16	37	18	8	18	21	32	2	17	6	33	251	▼	290
Domestic and Family - Level 2	2024	2	1	2	2	1	1	1	1	1	-	-	-	12	-56%	12
	2023	2	5	-	-	2	6	1	6	4	1	1	4	27	▼	32
Felonies and Related Matters	2024	194	146	140	145	105	128	191	134	117	64	-	-	1,364	-16%	1,364
	2023	194	138	161	197	144	152	178	112	184	159	119	109	1,619	▼	1,847
General Civil - Level 1	2024	-	-	-	2	1	-	-	-	-	-	-	-	3	0%	3
	2023	1	1	-	1	-	-	-	-	-	-	-	-	3	↔	3
General Civil - Level 2	2024	9	11	4	6	7	6	4	12	3	7	-	-	69	15%	69
	2023	2	6	5	2	7	4	13	9	5	7	4	5	60	▲	69
General Civil - Level 3	2024	3	7	5	4	5	4	4	4	1	5	-	-	42	-36%	42
	2023	7	9	2	3	4	6	6	6	14	9	3	8	66	▼	77
Miscellaneous Civil	2024	212	163	103	208	112	35	100	184	72	200	-	-	1,389	3%	1,389
	2023	129	195	183	82	173	141	91	167	77	105	152	82	1,343	▲	1,577
Misdemeanor	2024	43	25	36	33	10	21	33	22	25	16	-	-	264	-13%	264
	2023	44	39	46	18	24	24	23	22	30	34	28	18	304	▼	350
Other	2024	41	47	56	50	51	60	43	41	33	34	-	-	456	2,940%	456
	2023	1	2	-	-	1	-	2	2	2	5	-	-	15	▲	15
Other Criminally Related Matters	2024	3	2	4	5	10	4	10	3	3	10	-	-	54	26%	54
	2023	6	3	2	3	2	4	4	6	9	4	6	3	43	▲	52
Probates/Wills & Trusts - Level 1	2024	-	1	1	-	-	-	-	-	-	-	-	-	2	0%	2
	2023	-	-	-	-	-	-	-	-	-	-	-	-	2	↔	2
Probates/Wills & Trusts - Level 2	2024	1	2	2	4	3	-	3	8	1	5	-	-	29	-28%	29
	2023	4	5	3	5	3	3	1	4	7	5	1	1	40	▼	42
Protective Orders	2024	-	-	1	-	-	-	-	-	1	3	-	-	5	25%	5
	2023	-	-	-	-	-	1	-	2	1	-	-	1	4	▲	5
Uncontested Divorce	2024	11	8	9	14	9	7	9	14	7	7	-	-	95	-18%	95
	2023	13	9	12	12	10	9	15	13	9	14	6	12	116	▼	134


This report reflects the case management system. Numbers will update as reports are refreshed and posted. The case types reported may not necessitate judicial involvement.

Dashboard

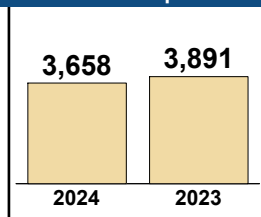
Court: Pittsylvania Circuit
Start/End Date: Jan-23 / Oct-24
2023 Average Month: 374
Jan-Oct 2023: 3,891
Dispositions Trending: ▼

Circuit/Court ID: 22 222143
Type of Case: Dispositions
2024 Average Month: 366
Jan-Oct 2024 : 3,658
Overall AVG. Month: 370

Monthly Dispositions Summary



Jan --- Oct Dispositions



Dispositions by Division

Divisions		Jan	Feb	Mar	Apr	May	Jun	Jul	Aug	Sep	Oct	Nov	Dec	Thru Oct	% Change	Total
Total	2024	445	378	395	390	387	332	306	353	333	339	-	-	3,658	-6%	3,658
	2023	489	291	545	347	298	308	413	400	379	421	311	284	3,891	▼	4,486
Civil	2024	46	27	38	28	56	32	30	50	33	23	-	-	363	5%	363
	2023	31	31	52	37	29	25	52	43	26	19	21	44	345	▲	410
Criminal	2024	81	138	114	113	137	82	129	94	93	120	-	-	1,101	-16%	1,101
	2023	100	113	145	117	102	122	121	139	165	182	116	77	1,306	▼	1,499
Concealed Handgun Permits	2024	193	148	174	169	126	109	78	136	114	99	-	-	1,346	-12%	1,346
	2023	254	70	286	122	97	112	186	131	114	164	119	104	1,536	▼	1,759
Miscellaneous/ Other	2024	97	59	69	80	68	109	69	73	92	97	-	-	813	16%	813
	2023	103	77	62	71	69	47	54	87	74	56	55	59	700	▲	814
Others	2024	28	6	-	-	-	-	-	-	1	-	-	-	35	775%	35
	2023	1	-	-	-	1	2	-	-	-	-	-	-	4	▲	4

Dispositions by Case Category

Case Categories		Jan	Feb	Mar	Apr	May	Jun	Jul	Aug	Sep	Oct	Nov	Dec	Thru Oct	% Change	Total
Administrative Law	2024	-	1	-	1	-	-	-	-	-	-	-	-	2	100%	2
	2023	-	-	-	-	-	1	-	-	-	-	-	-	1	▲	1
Capital Murder	2024	-	-	-	-	-	-	-	-	-	-	-	-	0	-100%	0
	2023	-	-	1	-	-	-	-	-	-	-	-	-	1	▼	1
Contested Divorce	2024	4	1	4	4	6	3	1	3	4	2	-	-	32	-16%	32
	2023	-	4	10	4	3	2	5	5	2	3	4	11	38	▼	53
Domestic and Family - Level 1	2024	20	11	6	9	23	8	10	28	11	5	-	-	131	24%	131
	2023	10	10	15	16	6	8	28	8	4	1	-	15	106	▲	121
Domestic and Family - Level 2	2024	1	2	10	3	3	3	1	1	2	-	-	-	26	86%	26
	2023	1	-	4	-	4	-	2	1	1	1	4	-	14	▲	18
Felonies and Related Matters	2024	69	98	85	82	109	60	94	65	70	76	-	-	808	-17%	808
	2023	69	88	106	84	72	90	92	107	130	140	87	60	978	▼	1,125
General Civil - Level 1	2024	-	-	-	-	-	-	-	-	1	-	-	-	1	-80%	1
	2023	1	1	1	-	-	-	-	1	1	-	-	-	5	▼	5
General Civil - Level 2	2024	6	3	3	2	6	4	2	2	3	2	-	-	33	-13%	33
	2023	6	2	3	3	4	3	1	10	3	3	2	2	38	▼	42
General Civil - Level 3	2024	3	4	6	3	7	2	4	5	5	8	-	-	47	4%	47
	2023	4	2	6	4	5	4	4	7	5	4	2	8	45	▲	55
Miscellaneous Civil	2024	208	167	194	186	143	129	95	155	135	125	-	-	1,537	-12%	1,537
	2023	281	96	305	145	112	129	201	170	128	182	138	122	1,749	▼	2,009
Misdemeanor	2024	11	37	24	25	26	11	29	19	17	25	-	-	224	-22%	224
	2023	27	22	34	27	30	29	25	25	34	33	27	17	286	▼	330
Other	2024	109	43	47	62	48	90	53	52	70	70	-	-	644	38%	644
	2023	72	50	45	42	53	30	38	41	57	38	36	39	466	▲	541
Other Criminally Related Matters	2024	2	3	5	6	2	11	6	10	6	19	-	-	70	63%	70
	2023	4	3	4	6	-	3	5	7	1	10	2	3	43	▲	48
Probates/Wills & Trusts - Level 1	2024	-	-	-	-	-	-	-	-	-	-	-	-	0	0	0
	2023	-	-	-	-	-	-	-	-	-	-	-	1	0	↔	1
Probates/Wills & Trusts - Level 2	2024	-	1	2	1	-	1	3	-	1	-	-	-	9	-18%	9
	2023	1	1	1	3	-	1	-	2	-	2	1	2	11	▼	14
Uncontested Divorce	2024	12	7	9	6	14	10	8	13	8	7	-	-	94	-15%	94
	2023	13	12	10	13	9	8	12	16	13	4	7	5	110	▼	122

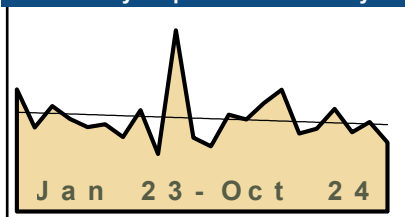
This report reflects the case management system. Numbers will update as reports are refreshed and posted. The case types reported may not necessitate judicial involvement.

Dashboard

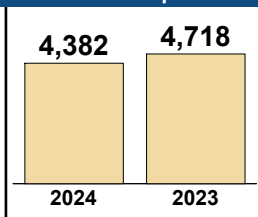
Court: Danville Circuit
Start/End Date: Jan-23 / Oct-24
2023 Average Month: 448
Jan-Oct 2023: 4,718
Dispositions Trending: ▼

Circuit/Court ID: 22 222590
Type of Case: Dispositions
2024 Average Month: 438
Jan-Oct 2024 : 4,382
Overall AVG. Month: 444

Monthly Dispositions Summary



Jan --- Oct Dispositions



Dispositions by Division

Divisions		Jan	Feb	Mar	Apr	May	Jun	Jul	Aug	Sep	Oct	Nov	Dec	Thru Oct	% Change	Total
Total	2024	461	438	516	580	372	394	489	377	426	329	-	-	4,382	-7%	4,382
	2023	581	401	502	442	402	416	354	483	274	863	351	310	4,718	▼	5,379
Civil	2024	42	36	78	61	41	32	50	36	14	52	-	-	442	43%	442
	2023	35	22	20	27	35	29	18	48	24	52	59	74	310	▲	443
Criminal	2024	243	263	219	311	163	190	259	221	258	175	-	-	2,302	-19%	2,302
	2023	391	227	312	298	165	271	194	259	131	583	189	89	2,831	▼	3,109
Concealed Handgun Permits	2024	44	45	66	48	47	68	54	17	48	30	-	-	467	-13%	467
	2023	69	53	86	25	88	24	49	60	48	37	31	55	539	▼	625
Miscellaneous/ Other	2024	132	94	153	160	121	104	126	101	106	70	-	-	1,167	13%	1,167
	2023	86	98	84	92	114	92	93	116	71	191	72	92	1,037	▲	1,201
Others	2024	-	-	-	-	-	-	-	2	-	2	-	-	4	300%	4
	2023	-	1	-	-	-	-	-	-	-	-	-	-	1	▲	1

Dispositions by Case Category

Case Categories		Jan	Feb	Mar	Apr	May	Jun	Jul	Aug	Sep	Oct	Nov	Dec	Thru Oct	% Change	Total
Administrative Law	2024	-	-	-	1	-	-	1	-	-	3	-	-	5	400%	5
	2023	-	-	-	-	-	-	-	-	-	1	1	1	1	▲	3
Capital Murder	2024	-	-	3	-	-	-	-	-	-	-	-	-	3	3	3
	2023	-	-	-	-	-	-	-	-	-	-	-	-	0	↔	0
Contested Divorce	2024	5	1	6	5	4	2	5	4	-	3	-	-	35	6%	35
	2023	3	3	2	3	3	4	2	7	1	5	2	6	33	▲	41
Domestic and Family - Level 1	2024	8	5	41	13	10	8	11	11	-	9	-	-	116	197%	116
	2023	7	3	4	6	2	4	1	8	2	2	15	15	39	▲	69
Domestic and Family - Level 2	2024	3	3	2	13	2	2	-	-	-	-	-	-	25	32%	25
	2023	1	-	1	-	-	1	-	-	-	16	-	11	19	▲	30
Felonies and Related Matters	2024	175	172	148	222	110	119	143	152	199	120	-	-	1,560	-15%	1,560
	2023	260	166	204	207	99	192	128	192	97	293	133	67	1,838	▼	2,038
General Civil - Level 1	2024	1	1	1	1	-	-	2	-	1	1	-	-	8	-20%	8
	2023	-	-	-	-	3	-	-	1	3	3	1	2	10	▼	13
General Civil - Level 2	2024	15	6	10	11	15	6	8	6	5	8	-	-	90	22%	90
	2023	6	4	5	5	4	5	5	7	8	25	8	16	74	▲	98
General Civil - Level 3	2024	9	18	13	6	4	5	17	6	9	6	-	-	93	3%	93
	2023	4	8	3	5	12	12	5	15	6	20	13	18	90	▲	121
Miscellaneous Civil	2024	65	60	95	91	64	93	73	28	65	45	-	-	679	-14%	679
	2023	76	74	97	37	99	40	75	119	55	115	38	92	787	▼	917
Misdemeanor	2024	64	91	53	69	36	69	100	58	56	59	-	-	655	-29%	655
	2023	134	53	96	75	58	66	55	74	29	280	60	18	920	▼	998
Other	2024	98	75	118	110	97	77	105	90	85	55	-	-	910	27%	910
	2023	75	76	71	76	101	71	64	50	58	77	59	43	719	▲	821
Other Criminally Related Matters	2024	11	5	15	25	22	4	17	12	4	15	-	-	130	10%	130
	2023	11	9	13	22	11	14	11	5	6	16	6	4	118	▲	128
Probates/Wills & Trusts - Level 1	2024	-	-	-	-	-	-	-	-	-	-	-	-	0	-100%	0
	2023	-	-	-	-	1	-	-	-	-	-	-	1	1	▼	2
Probates/Wills & Trusts - Level 2	2024	2	-	3	2	1	1	1	1	1	3	-	-	15	25%	15
	2023	-	-	-	-	1	-	3	1	5	2	3	2	12	▲	17
Uncontested Divorce	2024	5	1	8	11	7	8	6	9	1	2	-	-	58	2%	58
	2023	4	5	6	6	8	7	5	4	4	8	12	14	57	▲	83


This report reflects the case management system. Numbers will update as reports are refreshed and posted. The case types reported may not necessitate judicial involvement.

Dashboard

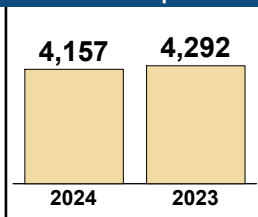
Court: Roanoke County Circuit
Start/End Date: Jan-23 / Oct-24
2023 Average Month: 419
Jan-Oct 2023: 4,292
Dispositions Trending: ▼

Circuit/Court ID: 23 223161
Type of Case: Dispositions
2024 Average Month: 416
Jan-Oct 2024 : 4,157
Overall AVG. Month: 418

Monthly Dispositions Summary



Jan --- Oct Dispositions



Dispositions by Division

Divisions		Jan	Feb	Mar	Apr	May	Jun	Jul	Aug	Sep	Oct	Nov	Dec	Thru Oct	% Change	Total
Total	2024	344	378	504	473	405	405	421	425	380	422	-	-	4,157	-3%	4,157
	2023	442	454	529	439	401	367	444	454	383	379	326	412	4,292	▼	5,030
Civil	2024	42	40	52	58	58	52	61	58	74	59	-	-	554	5%	554
	2023	43	68	61	51	61	40	48	61	52	43	43	44	528	▲	615
Criminal	2024	147	150	195	175	154	151	171	193	142	164	-	-	1,642	6%	1,642
	2023	122	150	201	143	114	120	196	196	149	164	133	162	1,555	▲	1,850
Concealed Handgun Permits	2024	114	151	211	183	153	161	156	131	115	164	-	-	1,539	-14%	1,539
	2023	233	195	224	215	195	164	158	146	120	134	119	176	1,784	▼	2,079
Miscellaneous/ Other	2024	41	37	46	57	40	41	33	43	49	35	-	-	422	-1%	422
	2023	44	41	43	30	31	43	42	51	62	38	31	29	425	▼	485
Others	2024	-	-	-	-	-	-	-	-	-	-	-	-	0	0	0
	2023	-	-	-	-	-	-	-	-	-	-	-	1	0	↔	1

Dispositions by Case Category

Case Categories		Jan	Feb	Mar	Apr	May	Jun	Jul	Aug	Sep	Oct	Nov	Dec	Thru Oct	% Change	Total
Administrative Law	2024	-	1	-	-	-	-	-	1	1	1	-	-	4	-33%	4
	2023	-	2	-	-	-	1	2	-	1	-	-	-	6	▼	6
Capital Murder	2024	-	-	-	-	-	1	-	-	-	-	-	-	1	0%	1
	2023	-	-	1	-	-	-	-	-	-	-	-	-	1	↔	1
Contested Divorce	2024	4	6	4	8	7	5	13	5	6	6	-	-	64	-11%	64
	2023	5	11	8	5	11	1	9	8	9	5	3	3	72	▼	78
Domestic and Family - Level 1	2024	3	3	10	5	8	13	4	7	12	6	-	-	71	-5%	71
	2023	1	8	5	5	9	9	8	10	7	13	12	6	75	▼	93
Domestic and Family - Level 2	2024	2	3	5	3	5	3	3	3	2	3	-	-	32	28%	32
	2023	2	2	5	2	1	2	3	3	1	4	3	1	25	▲	29
Felonies and Related Matters	2024	111	126	154	144	106	113	120	152	94	126	-	-	1,246	2%	1,246
	2023	85	128	161	113	96	91	156	157	108	128	110	128	1,223	▲	1,461
General Civil - Level 1	2024	2	-	1	1	1	1	-	-	4	1	-	-	11	267%	11
	2023	1	-	-	1	-	-	-	-	-	1	1	-	3	▲	4
General Civil - Level 2	2024	9	6	12	20	12	14	12	11	11	11	-	-	118	19%	118
	2023	14	8	12	11	12	11	5	10	12	4	12	8	99	▲	119
General Civil - Level 3	2024	6	8	5	8	10	9	5	13	13	9	-	-	86	46%	86
	2023	3	10	4	7	5	5	7	12	3	3	3	11	59	▲	73
Miscellaneous Civil	2024	156	187	256	234	188	194	187	174	158	195	-	-	1,929	-12%	1,929
	2023	274	233	266	245	222	202	197	195	181	170	148	202	2,185	▼	2,535
Misdemeanor	2024	22	17	39	24	33	29	40	35	35	28	-	-	302	19%	302
	2023	24	17	29	23	11	22	37	32	27	31	15	23	253	▲	291
Other	2024	-	-	-	1	2	1	2	2	4	1	-	-	13	30%	13
	2023	-	1	2	-	1	1	-	-	5	-	-	2	10	▲	12
Other Criminally Related Matters	2024	14	7	7	7	16	8	11	6	14	10	-	-	100	27%	100
	2023	13	5	10	7	7	7	3	7	14	6	8	11	79	▲	98
Probates/Wills & Trusts - Level 1	2024	-	1	1	1	-	-	2	1	2	2	-	-	10	67%	10
	2023	1	1	-	-	1	1	-	-	2	-	-	-	6	▲	6
Probates/Wills & Trusts - Level 2	2024	4	1	1	6	6	2	2	5	6	5	-	-	38	6%	38
	2023	3	7	3	3	8	2	4	2	1	3	1	2	36	▲	39
Uncontested Divorce	2024	11	12	9	11	11	12	20	10	18	18	-	-	132	-18%	132
	2023	16	21	23	17	17	12	13	18	12	11	10	15	160	▼	185

Dashboard		Monthly Dispositions Summary		Jan --- Oct Dispositions	
<p>Court: Roanoke Circuit Start/End Date: Jan-23 / Oct-24 2023 Average Month: 393 Jan-Oct 2023: 4,038 Dispositions Trending: ▲</p>	<p>Circuit/Court ID: 23 223770 Type of Case: Dispositions 2024 Average Month: 451 Jan-Oct 2024 : 4,514 Overall AVG. Month: 419</p>	<p>Jan 23 - Oct 24</p>		<p>2024: 4,514 2023: 4,038</p>	

Dispositions by Division																
Divisions		Jan	Feb	Mar	Apr	May	Jun	Jul	Aug	Sep	Oct	Nov	Dec	Thru Oct	% Change	Total
Total	2024	714	384	465	479	355	346	471	427	361	512	-	-	4,514	12%	4,514
	2023	379	395	441	364	543	440	351	376	377	372	313	362	4,038	▲	4,713
Civil	2024	163	72	107	132	82	99	106	140	102	108	-	-	1,111	20%	1,111
	2023	58	80	96	83	138	99	68	92	120	90	68	58	924	▲	1,050
Criminal	2024	204	163	190	161	144	134	210	201	142	168	-	-	1,717	5%	1,717
	2023	153	169	203	144	167	188	158	161	161	134	137	177	1,638	▲	1,952
Concealed Handgun Permits	2024	39	98	136	118	72	67	95	31	81	188	-	-	925	-10%	925
	2023	119	122	93	94	162	116	86	79	55	104	82	84	1,030	▼	1,196
Miscellaneous/ Other	2024	308	51	32	68	57	46	60	54	35	48	-	-	759	71%	759
	2023	49	24	49	43	76	36	39	44	41	44	26	42	445	▲	513
Others	2024	-	-	-	-	-	-	-	1	1	-	-	-	2	100%	2
	2023	-	-	-	-	-	1	-	-	-	-	-	-	1	▲	2

Dispositions by Case Category																
Case Categories		Jan	Feb	Mar	Apr	May	Jun	Jul	Aug	Sep	Oct	Nov	Dec	Thru Oct	% Change	Total
Administrative Law	2024	3	-	1	1	-	-	1	-	-	-	-	-	6	100%	6
	2023	-	2	-	-	-	-	-	-	-	1	-	-	3	▲	3
Capital Murder	2024	-	-	-	-	-	-	-	-	-	-	-	-	0	-100%	0
	2023	1	-	1	-	-	1	2	-	-	-	-	-	5	▼	5
Contested Divorce	2024	11	6	5	7	9	11	9	15	10	5	-	-	88	6%	88
	2023	9	4	8	7	11	6	10	9	10	9	9	6	83	▲	98
Domestic and Family - Level 1	2024	40	8	42	65	26	39	26	43	34	45	-	-	368	43%	368
	2023	-	38	18	19	28	51	5	33	41	25	13	11	258	▲	282
Domestic and Family - Level 2	2024	13	2	10	7	3	7	4	4	4	1	-	-	55	49%	55
	2023	5	3	6	6	5	1	-	5	1	5	4	3	37	▲	44
Felonies and Related Matters	2024	166	126	159	107	92	109	162	154	103	132	-	-	1,310	7%	1,310
	2023	108	136	153	107	120	153	103	123	110	106	91	144	1,219	▲	1,454
General Civil - Level 1	2024	5	3	-	4	2	4	6	2	-	1	-	-	27	-16%	27
	2023	1	3	3	1	2	5	4	3	6	4	2	2	32	▼	36
General Civil - Level 2	2024	35	19	18	13	14	14	17	23	16	26	-	-	195	21%	195
	2023	9	9	22	14	38	14	11	13	15	16	6	20	161	▲	187
General Civil - Level 3	2024	21	16	11	11	11	3	18	10	12	11	-	-	124	39%	124
	2023	11	3	8	10	19	5	7	11	8	7	2	5	89	▲	96
Miscellaneous Civil	2024	334	140	165	182	122	108	151	87	115	234	-	-	1,638	12%	1,638
	2023	164	146	140	138	227	152	124	121	100	151	109	123	1,463	▲	1,695
Misdemeanor	2024	18	19	21	36	31	12	26	43	26	18	-	-	250	0%	250
	2023	17	21	34	22	20	23	37	23	36	17	21	18	250	↔	289
Other	2024	7	-	-	-	-	1	2	1	2	-	-	-	13	86%	13
	2023	-	-	-	1	2	1	1	-	2	-	-	2	7	▲	9
Other Criminally Related Matters	2024	20	22	18	20	21	13	24	17	14	20	-	-	189	13%	189
	2023	27	12	15	16	27	12	16	15	16	11	25	15	167	▲	207
Probates/Wills & Trusts - Level 1	2024	1	-	-	1	-	1	-	-	-	-	-	-	3	0%	3
	2023	1	-	-	1	-	-	-	-	1	-	-	1	3	↔	4
Probates/Wills & Trusts - Level 2	2024	10	-	1	2	2	2	3	3	2	3	-	-	28	-22%	28
	2023	1	2	6	7	7	5	4	1	2	1	1	2	36	▼	39
Protective Orders	2024	-	-	-	-	1	-	-	-	-	-	-	-	1	1	1
	2023	-	-	-	-	-	-	-	-	-	-	-	-	0	↔	0
Uncontested Divorce	2024	30	23	14	23	21	22	22	25	23	16	-	-	219	-3%	219
	2023	25	16	27	15	37	11	27	19	28	20	30	10	225	▼	265

This report reflects the case management system. Numbers will update as reports are refreshed and posted. The case types reported may not necessitate judicial involvement.

Dashboard		Monthly Dispositions Summary		Jan --- Oct Dispositions					
<p>Court: Salem Circuit Start/End Date: Jan-23 / Oct-24 2023 Average Month: 103 Jan-Oct 2023: 1,047 Dispositions Trending: ▲</p>	<p>Circuit/Court ID: 23 223775 Type of Case: Dispositions 2024 Average Month: 109 Jan-Oct 2024 : 1,091 Overall AVG. Month: 106</p>	<p>Jan 23 - Oct 24</p>		<table border="1" style="margin: auto;"> <tr> <td style="text-align: center; width: 50px;">1,091</td> <td style="text-align: center; width: 50px;">1,047</td> </tr> <tr> <td style="text-align: center;">2024</td> <td style="text-align: center;">2023</td> </tr> </table>		1,091	1,047	2024	2023
1,091	1,047								
2024	2023								

Dispositions by Division																
Divisions		Jan	Feb	Mar	Apr	May	Jun	Jul	Aug	Sep	Oct	Nov	Dec	Thru Oct	% Change	Total
Total	2024	122	147	76	106	77	78	102	187	118	78	-	-	1,091	4%	1,091
	2023	125	112	117	92	105	109	71	145	78	93	108	81	1,047	▲	1,236
Civil	2024	21	15	7	18	9	10	18	23	18	16	-	-	155	35%	155
	2023	12	15	14	8	12	12	6	17	11	8	15	12	115	▲	142
Criminal	2024	61	68	28	40	33	35	54	106	51	31	-	-	507	-2%	507
	2023	67	50	55	39	56	45	33	76	40	56	42	37	517	▼	596
Concealed Handgun Permits	2024	32	43	35	39	28	30	14	47	35	22	-	-	325	0%	325
	2023	42	35	39	40	27	38	27	35	21	22	39	28	326	▼	393
Miscellaneous/ Other	2024	8	21	6	9	7	3	16	11	14	9	-	-	104	17%	104
	2023	4	12	9	5	10	14	5	17	6	7	12	4	89	▲	105

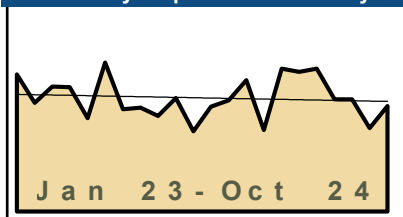
Dispositions by Case Category																
Case Categories		Jan	Feb	Mar	Apr	May	Jun	Jul	Aug	Sep	Oct	Nov	Dec	Thru Oct	% Change	Total
Administrative Law	2024	1	-	-	-	-	-	-	-	-	-	-	-	1	1	1
	2023	-	-	-	-	-	-	-	-	-	-	-	-	0	↔	0
Contested Divorce	2024	2	-	2	2	1	1	3	2	2	3	-	-	18	-10%	18
	2023	1	6	2	2	1	2	2	3	1	-	1	4	20	▼	25
Domestic and Family - Level 1	2024	3	-	2	2	-	1	7	4	5	7	-	-	31	24%	31
	2023	4	1	2	-	5	2	2	3	4	2	4	5	25	▲	34
Domestic and Family - Level 2	2024	1	2	-	1	-	1	2	2	2	-	-	-	11	22%	11
	2023	2	1	1	-	1	-	-	3	-	1	1	-	9	▲	10
Felonies and Related Matters	2024	47	53	23	28	25	27	27	93	47	22	-	-	392	-4%	392
	2023	57	38	46	28	42	35	27	52	32	51	36	30	408	▼	474
General Civil - Level 1	2024	-	1	-	-	-	-	-	-	-	1	-	-	2	0%	2
	2023	-	-	-	-	-	-	-	-	1	-	1	-	2	↔	2
General Civil - Level 2	2024	8	14	1	7	1	1	5	5	4	2	-	-	48	92%	48
	2023	3	2	3	4	4	3	1	2	2	1	3	2	25	▲	30
General Civil - Level 3	2024	-	-	-	-	2	1	1	3	2	3	-	-	12	71%	12
	2023	-	-	1	1	-	4	-	-	1	-	2	-	7	▲	9
Miscellaneous Civil	2024	39	53	41	48	34	34	28	58	44	29	-	-	408	2%	408
	2023	46	44	46	44	34	49	31	51	27	28	50	30	400	▲	480
Misdemeanor	2024	9	15	2	6	8	5	26	11	5	7	-	-	94	-3%	94
	2023	10	9	7	10	13	10	6	20	7	5	6	7	97	▼	110
Other	2024	-	1	-	-	1	-	1	-	-	-	-	-	3	3	3
	2023	-	-	-	-	-	-	-	-	-	-	-	-	0	↔	0
Other Criminally Related Matters	2024	6	-	3	6	-	3	1	2	-	2	-	-	23	64%	23
	2023	-	3	2	2	1	-	-	4	1	1	-	-	14	▲	14
Probates/Wills & Trusts - Level 1	2024	-	-	-	-	-	-	-	-	-	1	-	-	1	1	1
	2023	-	-	-	-	-	-	-	-	-	-	-	1	0	↔	1
Probates/Wills & Trusts - Level 2	2024	1	4	-	-	1	-	-	2	1	-	-	-	9	0%	9
	2023	1	2	1	-	1	-	-	1	2	1	2	-	9	↔	11
Uncontested Divorce	2024	5	4	2	6	4	4	1	5	5	2	-	-	38	23%	38
	2023	1	6	6	1	3	4	2	5	1	2	3	2	31	▲	36

Dashboard

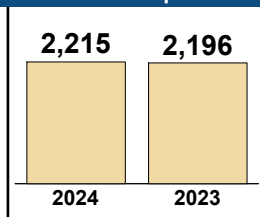
Court: Amherst Circuit
Start/End Date: Jan-23 / Oct-24
2023 Average Month: 212
Jan-Oct 2023: 2,196
Dispositions Trending: ↔

Circuit/Court ID: 24 224009
Type of Case: Dispositions
2024 Average Month: 222
Jan-Oct 2024 : 2,215
Overall AVG. Month: 217

Monthly Dispositions Summary



Jan --- Oct Dispositions



Dispositions by Division

Divisions		Jan	Feb	Mar	Apr	May	Jun	Jul	Aug	Sep	Oct	Nov	Dec	Thru Oct	% Change	Total
Total	2024	212	250	155	272	266	272	214	214	159	201	-	-	2,215	1%	2,215
	2023	261	207	238	237	178	284	195	198	182	216	153	200	2,196	▲	2,549
Civil	2024	9	17	13	24	15	24	19	32	16	16	-	-	185	16%	185
	2023	8	5	34	10	15	47	8	9	10	14	16	11	160	▲	187
Criminal	2024	65	103	56	82	88	102	75	38	63	65	-	-	737	3%	737
	2023	83	64	79	66	62	97	59	56	59	89	20	91	714	▲	825
Concealed Handgun Permits	2024	79	86	34	86	87	49	65	70	39	77	-	-	672	-10%	672
	2023	102	78	66	126	36	80	71	58	63	69	84	46	749	▼	879
Miscellaneous/ Other	2024	59	44	52	80	76	97	55	74	41	43	-	-	621	9%	621
	2023	68	59	59	35	65	59	57	75	50	44	33	52	571	▲	656
Others	2024	-	-	-	-	-	-	-	-	-	-	-	-	0	-100%	0
	2023	-	1	-	-	-	1	-	-	-	-	-	-	2	▼	2

Dispositions by Case Category

Case Categories		Jan	Feb	Mar	Apr	May	Jun	Jul	Aug	Sep	Oct	Nov	Dec	Thru Oct	% Change	Total
Administrative Law	2024	-	-	1	-	-	-	-	-	-	1	-	-	2	100%	2
	2023	-	-	-	-	-	-	-	-	-	1	-	1	1	▲	2
Capital Murder	2024	-	-	-	-	1	-	-	-	1	-	-	-	2	100%	2
	2023	-	-	-	-	-	-	-	-	-	1	-	-	1	▲	1
Contested Divorce	2024	3	1	-	1	-	2	-	-	2	1	-	-	10	11%	10
	2023	2	-	2	2	-	1	2	-	-	-	2	2	9	▲	13
Domestic and Family - Level 1	2024	1	7	4	5	-	6	6	22	2	2	-	-	55	-7%	55
	2023	-	-	28	-	7	17	-	-	1	6	2	5	59	▼	66
Domestic and Family - Level 2	2024	-	1	-	4	-	1	-	5	-	1	-	-	12	33%	12
	2023	-	-	1	1	1	2	1	1	1	1	2	1	9	▲	12
Felonies and Related Matters	2024	46	79	41	54	33	51	55	26	28	34	-	-	447	8%	447
	2023	50	50	39	40	37	61	41	23	39	33	16	52	413	▲	481
General Civil - Level 1	2024	-	-	-	-	-	-	1	-	-	-	-	-	1	1	1
	2023	-	-	-	-	-	-	-	-	-	-	-	-	0	↔	0
General Civil - Level 2	2024	-	3	2	4	5	8	4	2	2	8	-	-	38	65%	38
	2023	3	4	1	1	-	3	4	2	4	1	4	-	23	▲	27
General Civil - Level 3	2024	2	1	3	4	5	-	1	-	-	6	-	-	22	47%	22
	2023	1	-	2	2	2	3	1	1	2	3	1	1	15	▲	17
Miscellaneous Civil	2024	85	91	43	107	102	72	78	80	45	87	-	-	790	-6%	790
	2023	107	91	77	130	43	88	82	66	71	82	88	52	837	▼	977
Misdemeanor	2024	15	21	5	27	12	29	19	8	30	19	-	-	185	6%	185
	2023	20	10	31	21	15	27	8	17	12	14	3	35	175	▲	213
Other	2024	51	38	43	57	60	70	42	64	35	31	-	-	491	3%	491
	2023	63	47	47	30	57	52	45	67	42	29	29	46	479	▲	554
Other Criminally Related Matters	2024	4	3	10	1	42	23	1	4	4	12	-	-	104	-23%	104
	2023	14	4	9	5	10	18	10	16	8	41	1	4	135	▼	140
Probates/Wills & Trusts - Level 1	2024	-	-	-	-	-	1	-	-	-	-	-	-	1	0%	1
	2023	-	-	-	1	-	-	-	-	-	-	-	-	1	↔	1
Probates/Wills & Trusts - Level 2	2024	2	-	1	-	1	1	1	1	2	1	-	-	10	67%	10
	2023	-	-	1	-	2	1	-	1	1	-	1	-	6	▲	7
Uncontested Divorce	2024	3	5	2	8	5	8	6	2	2	4	-	-	45	36%	45
	2023	1	1	2	4	4	11	1	4	1	4	4	1	33	▲	38

Dashboard		Monthly Dispositions Summary		Jan --- Oct Dispositions					
<p>Court: Bedford Circuit Start/End Date: Jan-23 / Oct-24 2023 Average Month: 440 Jan-Oct 2023: 4,463 Dispositions Trending: ⇌</p>	<p>Circuit/Court ID: 24 224019 Type of Case: Dispositions 2024 Average Month: 437 Jan-Oct 2024 : 4,370 Overall AVG. Month: 438</p>	<p style="text-align: center; font-weight: bold;">Jan 23 - Oct 24</p>		<table border="1" style="margin: auto;"> <tr> <td style="text-align: center; width: 50px;">4,370</td> <td style="text-align: center; width: 50px;">4,463</td> </tr> <tr> <td style="text-align: center;">2024</td> <td style="text-align: center;">2023</td> </tr> </table>		4,370	4,463	2024	2023
4,370	4,463								
2024	2023								

Dispositions by Division																
Divisions		Jan	Feb	Mar	Apr	May	Jun	Jul	Aug	Sep	Oct	Nov	Dec	Thru Oct	% Change	Total
Total	2024	501	504	558	423	415	407	335	443	375	409	-	-	4,370	-2%	4,370
	2023	491	459	614	453	403	609	282	433	340	379	471	340	4,463	▼	5,274
Civil	2024	49	57	47	67	50	59	52	62	45	33	-	-	521	-6%	521
	2023	63	85	52	69	52	65	27	53	41	50	87	67	557	▼	711
Criminal	2024	128	145	134	161	128	123	60	97	113	95	-	-	1,184	5%	1,184
	2023	117	65	125	59	145	178	83	100	119	133	113	63	1,124	▲	1,300
Concealed Handgun Permits	2024	235	232	305	133	182	151	153	202	168	211	-	-	1,972	-9%	1,972
	2023	262	251	359	272	134	292	110	223	124	142	221	147	2,169	▼	2,537
Miscellaneous/ Other	2024	89	70	72	61	55	74	70	82	49	70	-	-	692	13%	692
	2023	49	58	78	53	72	74	62	57	56	54	50	62	613	▲	725
Others	2024	-	-	-	1	-	-	-	-	-	-	-	-	1	1	1
	2023	-	-	-	-	-	-	-	-	-	-	-	1	0	↔	1

Dispositions by Case Category																
Case Categories		Jan	Feb	Mar	Apr	May	Jun	Jul	Aug	Sep	Oct	Nov	Dec	Thru Oct	% Change	Total
Administrative Law	2024	-	-	-	-	-	1	-	-	-	-	-	-	1	-67%	1
	2023	1	1	-	-	-	-	-	1	-	-	-	-	3	▼	3
Capital Murder	2024	-	-	-	-	1	-	-	-	-	-	-	-	1	-50%	1
	2023	2	-	-	-	-	-	-	-	-	-	-	-	2	▼	2
Contested Divorce	2024	6	7	6	8	5	9	4	9	5	4	-	-	63	7%	63
	2023	6	15	6	3	3	12	-	6	6	2	7	4	59	▲	70
Domestic and Family - Level 1	2024	16	2	9	20	17	14	17	22	11	11	-	-	139	17%	139
	2023	6	37	6	23	10	8	-	16	5	8	28	13	119	▲	160
Domestic and Family - Level 2	2024	4	12	4	4	3	2	4	2	2	5	-	-	42	-18%	42
	2023	8	6	6	6	4	3	4	3	5	6	8	7	51	▼	66
Felonies and Related Matters	2024	102	124	73	110	96	106	35	69	65	56	-	-	836	7%	836
	2023	78	52	86	42	105	100	60	81	75	103	72	51	782	▲	905
General Civil - Level 1	2024	-	-	-	1	1	-	-	-	1	-	-	-	3	-40%	3
	2023	1	-	2	1	-	-	-	-	1	1	-	2	5	▼	7
General Civil - Level 2	2024	7	12	12	13	7	22	9	13	8	2	-	-	105	5%	105
	2023	18	8	2	11	8	14	6	8	4	21	6	28	100	▲	134
General Civil - Level 3	2024	10	3	1	7	1	7	4	4	9	1	-	-	47	-19%	47
	2023	2	1	6	3	7	6	13	15	4	1	8	5	58	▼	71
Miscellaneous Civil	2024	277	264	342	158	200	189	178	249	194	241	-	-	2,292	-7%	2,292
	2023	288	282	403	299	162	325	142	251	157	167	246	177	2,476	▼	2,899
Misdemeanor	2024	17	14	34	29	23	13	15	13	38	25	-	-	221	30%	221
	2023	26	13	24	8	12	18	13	13	26	17	25	8	170	▲	203
Other	2024	41	41	33	37	38	26	43	36	18	37	-	-	350	22%	350
	2023	16	25	36	23	42	39	28	28	21	28	23	27	286	▲	336
Other Criminally Related Matters	2024	9	7	27	22	13	4	10	17	11	14	-	-	134	-25%	134
	2023	11	1	17	12	31	60	10	6	18	13	18	4	179	▼	201
Probates/Wills & Trusts - Level 1	2024	-	-	-	-	1	-	-	-	-	-	-	-	1	-89%	1
	2023	2	2	1	-	-	1	-	1	-	2	-	1	9	▼	10
Probates/Wills & Trusts - Level 2	2024	1	4	5	1	2	1	2	4	3	2	-	-	25	-34%	25
	2023	3	2	5	3	3	9	-	2	7	4	5	2	38	▼	45
Uncontested Divorce	2024	11	14	12	13	7	13	14	5	10	11	-	-	110	-13%	110
	2023	24	14	14	19	16	14	6	2	11	6	25	11	126	▼	162

Dashboard		Monthly Dispositions Summary		Jan --- Oct Dispositions					
<p>Court: Campbell Circuit Start/End Date: Jan-23 / Oct-24 2023 Average Month: 296 Jan-Oct 2023: 2,987 Dispositions Trending: ↔</p>	<p>Circuit/Court ID: 24 224031 Type of Case: Dispositions 2024 Average Month: 294 Jan-Oct 2024 : 2,938 Overall AVG. Month: 295</p>	<p>Jan 23 - Oct 24</p>		<table border="1" style="margin: auto;"> <tr> <td style="text-align: center; width: 50px;">2,938</td> <td style="text-align: center; width: 50px;">2,987</td> </tr> <tr> <td style="text-align: center;">2024</td> <td style="text-align: center;">2023</td> </tr> </table>		2,938	2,987	2024	2023
2,938	2,987								
2024	2023								

Dispositions by Division																
Divisions		Jan	Feb	Mar	Apr	May	Jun	Jul	Aug	Sep	Oct	Nov	Dec	Thru Oct	% Change	Total
Total	2024	322	351	358	235	310	176	322	245	270	349	-	-	2,938	-2%	2,938
	2023	394	241	341	305	318	292	308	224	291	273	341	220	2,987	▼	3,548
Civil	2024	45	35	35	23	18	20	42	38	30	42	-	-	328	-13%	328
	2023	48	28	44	33	37	32	49	31	43	30	49	17	375	▼	441
Criminal	2024	116	90	119	60	132	73	88	64	80	129	-	-	951	-4%	951
	2023	106	61	90	77	109	148	99	93	93	112	129	51	988	▼	1,168
Concealed Handgun Permits	2024	123	189	151	115	128	60	156	105	103	143	-	-	1,273	-3%	1,273
	2023	208	136	169	166	139	77	111	72	132	102	124	127	1,312	▼	1,563
Miscellaneous/ Other	2024	38	37	53	37	32	23	36	38	56	35	-	-	385	23%	385
	2023	32	16	38	29	33	35	49	28	23	29	39	25	312	▲	376
Others	2024	-	-	-	-	-	-	-	-	1	-	-	-	1	1	1
	2023	-	-	-	-	-	-	-	-	-	-	-	-	0	↔	0

Dispositions by Case Category																
Case Categories		Jan	Feb	Mar	Apr	May	Jun	Jul	Aug	Sep	Oct	Nov	Dec	Thru Oct	% Change	Total
Administrative Law	2024	-	-	-	-	-	-	-	-	-	2	-	-	2	100%	2
	2023	-	-	-	-	-	-	-	-	1	-	-	-	1	▲	1
Capital Murder	2024	-	-	-	-	-	-	-	-	-	1	-	-	1	1	1
	2023	-	-	-	-	-	-	-	-	-	-	-	-	0	↔	0
Contested Divorce	2024	3	6	5	6	1	4	5	4	-	2	-	-	36	-8%	36
	2023	1	5	6	3	6	2	5	5	5	1	-	-	39	▼	39
Domestic and Family - Level 1	2024	6	3	2	2	1	2	6	4	6	7	-	-	39	-25%	39
	2023	10	8	8	3	5	5	5	3	4	1	17	5	52	▼	74
Domestic and Family - Level 2	2024	1	2	-	1	2	-	3	2	1	3	-	-	15	-32%	15
	2023	4	-	3	2	3	3	1	1	2	3	9	-	22	▼	31
Felonies and Related Matters	2024	67	54	67	36	78	46	41	38	37	72	-	-	536	-11%	536
	2023	47	36	61	40	66	89	52	66	61	84	63	32	602	▼	697
General Civil - Level 1	2024	1	-	1	-	-	-	1	-	-	-	-	-	3	200%	3
	2023	-	-	-	-	-	1	-	-	-	-	-	-	1	▲	2
General Civil - Level 2	2024	7	5	8	5	8	2	9	6	4	7	-	-	61	-28%	61
	2023	8	2	9	7	7	5	14	9	16	8	6	3	85	▼	94
General Civil - Level 3	2024	22	18	13	3	4	5	13	13	19	15	-	-	125	60%	125
	2023	6	1	12	4	3	4	25	6	6	11	10	9	78	▲	97
Miscellaneous Civil	2024	141	201	174	132	144	70	174	119	131	153	-	-	1,439	-4%	1,439
	2023	225	144	182	187	161	104	142	90	144	118	145	136	1,497	▼	1,778
Misdemeanor	2024	43	32	48	21	50	27	42	23	38	48	-	-	372	7%	372
	2023	54	22	22	36	37	58	40	28	23	27	61	19	347	▲	427
Other	2024	8	13	24	19	12	9	14	22	22	18	-	-	161	56%	161
	2023	16	8	16	8	10	10	7	7	9	12	6	8	103	▲	117
Other Criminally Related Matters	2024	7	4	5	3	4	-	5	3	6	8	-	-	45	13%	45
	2023	5	3	7	1	6	1	7	-	9	1	5	-	40	▲	45
Probates/Wills & Trusts - Level 1	2024	-	-	-	-	-	-	-	-	-	1	-	-	1	-80%	1
	2023	2	-	-	-	-	1	-	-	-	1	1	-	5	▼	5
Probates/Wills & Trusts - Level 2	2024	2	3	1	-	1	1	3	3	-	1	-	-	15	25%	15
	2023	5	2	3	-	-	1	-	-	1	-	-	-	12	▲	12
Protective Orders	2024	-	1	-	-	-	-	-	-	-	-	-	-	1	1	1
	2023	-	-	-	-	-	-	-	-	-	-	-	-	0	↔	0
Uncontested Divorce	2024	14	9	10	7	5	10	6	8	5	12	-	-	86	-17%	86
	2023	11	10	12	14	13	9	10	9	9	6	18	8	103	▼	129

This report reflects the case management system. Numbers will update as reports are refreshed and posted. The case types reported may not necessitate judicial involvement.

Dashboard		Monthly Dispositions Summary		Jan --- Oct Dispositions	
<p>Court: Nelson Circuit Start/End Date: Jan-23 / Oct-24 2023 Average Month: 97 Jan-Oct 2023: 1,002 Dispositions Trending: ▲</p>	<p>Circuit/Court ID: 24 224125 Type of Case: Dispositions 2024 Average Month: 103 Jan-Oct 2024 : 1,029 Overall AVG. Month: 100</p>	<p>Jan 23 - Oct 24</p>		<div style="display: flex; justify-content: space-around;"> <div style="text-align: center;"> <p>1,029</p> <div style="width: 40px; height: 40px; background-color: #f0e68c; margin: 0 auto;"></div> <p>2024</p> </div> <div style="text-align: center;"> <p>1,002</p> <div style="width: 40px; height: 40px; background-color: #f0e68c; margin: 0 auto;"></div> <p>2023</p> </div> </div>	

Dispositions by Division																
Divisions		Jan	Feb	Mar	Apr	May	Jun	Jul	Aug	Sep	Oct	Nov	Dec	Thru Oct	% Change	Total
Total	2024	73	112	126	86	83	71	93	172	91	122	-	-	1,029	3%	1,029
	2023	127	100	167	90	101	73	81	72	99	92	91	75	1,002	▲	1,168
Civil	2024	4	9	11	9	12	4	12	9	8	7	-	-	85	-7%	85
	2023	5	5	12	5	20	12	7	8	10	7	9	8	91	▼	108
Criminal	2024	25	44	82	18	43	39	44	135	60	65	-	-	555	7%	555
	2023	47	58	96	50	36	41	41	36	47	66	41	26	518	▲	585
Concealed Handgun Permits	2024	38	39	23	50	19	25	27	19	17	41	-	-	298	-4%	298
	2023	66	29	48	26	37	12	23	17	39	15	33	37	312	▼	382
Miscellaneous/ Other	2024	5	20	10	9	9	3	10	9	6	9	-	-	90	11%	90
	2023	9	8	11	9	8	8	10	11	3	4	7	4	81	▲	92
Others	2024	1	-	-	-	-	-	-	-	-	-	-	-	1	1	1
	2023	-	-	-	-	-	-	-	-	-	-	-	1	0	↔	1

Dispositions by Case Category																
Case Categories		Jan	Feb	Mar	Apr	May	Jun	Jul	Aug	Sep	Oct	Nov	Dec	Thru Oct	% Change	Total
Administrative Law	2024	-	-	-	-	-	-	-	-	-	1	-	-	1	0%	1
	2023	-	1	-	-	-	-	-	-	-	-	-	-	1	↔	1
Contested Divorce	2024	1	-	2	2	-	-	1	-	-	-	-	-	6	-40%	6
	2023	-	1	4	-	-	2	3	-	-	-	-	-	10	▼	10
Domestic and Family - Level 1	2024	-	3	-	-	2	-	1	3	-	-	-	-	9	-31%	9
	2023	-	-	2	2	3	1	2	-	1	2	1	2	13	▼	16
Domestic and Family - Level 2	2024	-	1	-	-	-	-	-	1	-	1	-	-	3	-25%	3
	2023	-	-	-	-	-	1	-	1	1	1	-	-	4	▼	4
Felonies and Related Matters	2024	14	30	41	16	29	21	32	59	56	30	-	-	328	-1%	328
	2023	18	40	66	27	23	29	29	24	16	59	19	11	331	▼	361
General Civil - Level 1	2024	-	-	-	-	-	-	-	-	-	1	-	-	1	0%	1
	2023	-	-	-	-	1	-	-	-	-	-	-	2	1	↔	3
General Civil - Level 2	2024	-	4	3	4	3	2	2	2	3	3	-	-	26	44%	26
	2023	-	2	3	1	5	1	-	4	1	1	5	1	18	▲	24
General Civil - Level 3	2024	2	1	2	4	5	-	2	2	3	1	-	-	22	-12%	22
	2023	5	1	4	1	6	3	-	3	1	1	1	3	25	▼	29
Miscellaneous Civil	2024	42	57	33	56	28	28	37	27	22	50	-	-	380	-2%	380
	2023	74	35	57	34	45	21	34	25	42	19	40	40	386	▼	466
Misdemeanor	2024	3	10	12	2	13	8	7	71	-	33	-	-	159	22%	159
	2023	28	16	24	14	7	9	9	11	6	6	19	8	130	▲	157
Other	2024	1	-	1	-	-	-	-	-	-	-	-	-	2	-50%	2
	2023	-	-	-	-	2	-	-	-	1	1	2	-	4	▼	6
Other Criminally Related Matters	2024	8	4	29	-	1	10	5	5	4	2	-	-	68	15%	68
	2023	1	2	6	10	7	3	3	1	25	1	3	7	59	▲	69
Probates/Wills & Trusts - Level 1	2024	-	-	-	-	1	-	1	-	-	-	-	-	2	100%	2
	2023	1	-	-	-	-	-	-	-	-	-	-	-	1	▲	1
Probates/Wills & Trusts - Level 2	2024	-	-	-	-	1	-	-	1	-	-	-	-	2	0%	2
	2023	-	-	-	1	-	-	-	-	1	-	1	1	2	↔	4
Uncontested Divorce	2024	2	2	3	2	-	2	5	1	1	2	-	-	20	18%	20
	2023	-	2	1	-	2	3	1	3	4	1	-	-	17	▲	17

CPSS-CCMS-10.11 CASELOAD STATISTICS OF THE CIRCUIT COURTS

Lynchburg

January 2023 -- October 2024 Dispositions

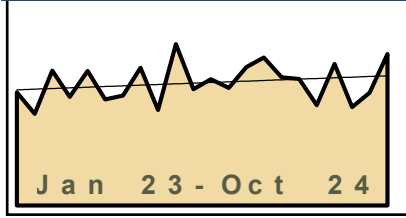
Alexandria and Fairfax Circuit are not Included in State Totals

Dashboard

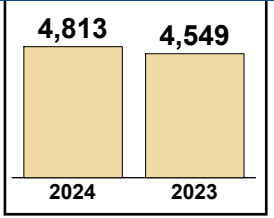
Court: Lynchburg Circuit
Start/End Date: Jan-23 / Oct-24
2023 Average Month: 456
Jan-Oct 2023: 4,549
Dispositions Trending: ▲

Circuit/Court ID: 24 224680
Type of Case: Dispositions
2024 Average Month: 481
Jan-Oct 2024 : 4,813
Overall AVG. Month: 468

Monthly Dispositions Summary



Jan --- Oct Dispositions



Dispositions by Division

Divisions		Jan	Feb	Mar	Apr	May	Jun	Jul	Aug	Sep	Oct	Nov	Dec	Thru Oct	% Change	Total
Total	2024	448	527	564	488	482	383	539	375	430	577	-	-	4,813	6%	4,813
	2023	431	349	514	414	513	405	419	525	364	615	443	481	4,549	▲	5,473
Civil	2024	67	81	101	62	95	73	102	46	59	69	-	-	755	3%	755
	2023	67	60	60	64	74	85	70	86	53	116	67	81	735	▲	883
Criminal	2024	228	208	278	240	208	180	312	215	249	310	-	-	2,428	8%	2,428
	2023	193	154	279	181	243	190	220	264	154	365	221	230	2,243	▲	2,694
Concealed Handgun Permits	2024	59	114	79	85	88	56	67	52	72	55	-	-	727	-17%	727
	2023	111	81	100	91	137	80	69	70	76	64	65	88	879	▼	1,032
Miscellaneous/ Other	2024	94	124	106	101	90	74	58	62	50	143	-	-	902	31%	902
	2023	59	53	75	77	59	48	60	105	81	70	90	82	687	▲	859
Others	2024	-	-	-	-	1	-	-	-	-	-	-	-	1	-80%	1
	2023	1	1	-	1	-	2	-	-	-	-	-	-	5	▼	5

Dispositions by Case Category

Case Categories		Jan	Feb	Mar	Apr	May	Jun	Jul	Aug	Sep	Oct	Nov	Dec	Thru Oct	% Change	Total
Administrative Law	2024	-	-	1	-	1	1	1	-	-	-	-	-	4	33%	4
	2023	1	-	-	-	-	1	-	-	-	1	-	-	3	▲	3
Capital Murder	2024	-	1	-	-	-	1	-	1	-	-	-	-	3	3	3
	2023	-	-	-	-	-	-	-	-	-	-	-	-	0	↔	0
Contested Divorce	2024	6	4	12	5	8	10	6	5	8	9	-	-	73	7%	73
	2023	8	8	5	9	11	4	5	8	5	5	8	6	68	▲	82
Domestic and Family - Level 1	2024	20	17	30	12	22	10	43	3	17	19	-	-	193	14%	193
	2023	4	16	5	17	11	19	22	16	4	56	14	21	170	▲	205
Domestic and Family - Level 2	2024	4	6	5	1	4	1	3	8	3	-	-	-	35	3%	35
	2023	1	3	5	5	6	3	2	4	3	2	6	1	34	▲	41
Felonies and Related Matters	2024	142	111	175	150	124	83	185	104	131	174	-	-	1,379	2%	1,379
	2023	84	91	161	107	153	105	128	155	83	280	133	135	1,347	▲	1,615
General Civil - Level 1	2024	2	1	2	-	1	2	3	-	1	1	-	-	13	-19%	13
	2023	1	1	3	-	3	-	1	1	3	3	4	1	16	▼	21
General Civil - Level 2	2024	10	24	19	12	19	9	12	8	12	13	-	-	138	-1%	138
	2023	14	11	16	7	12	14	12	25	17	12	17	15	140	▼	172
General Civil - Level 3	2024	8	11	13	8	9	18	16	4	9	7	-	-	103	20%	103
	2023	12	6	14	11	9	12	4	11	4	3	7	12	86	▲	105
Miscellaneous Civil	2024	90	162	119	131	119	91	106	94	106	95	-	-	1,113	-8%	1,113
	2023	137	102	144	126	156	105	99	125	117	96	96	117	1,207	▼	1,420
Misdemeanor	2024	74	74	78	76	87	81	104	97	106	133	-	-	910	27%	910
	2023	82	47	100	64	72	63	79	75	58	77	78	80	717	▲	875
Other	2024	58	63	66	56	59	35	16	20	11	97	-	-	481	36%	481
	2023	32	33	28	38	38	29	30	49	39	37	57	53	353	▲	463
Other Criminally Related Matters	2024	15	25	25	21	12	17	27	13	15	14	-	-	184	-16%	184
	2023	29	16	18	17	20	25	15	35	21	24	15	19	220	▼	254
Probates/Wills & Trusts - Level 1	2024	1	-	-	-	-	-	1	-	-	-	-	-	2	2	2
	2023	-	-	-	-	-	-	-	-	-	-	-	1	0	↔	1
Probates/Wills & Trusts - Level 2	2024	2	3	2	3	2	2	1	4	2	3	-	-	24	-4%	24
	2023	9	3	-	2	2	3	-	3	-	3	1	2	25	▼	28
Protective Orders	2024	-	2	-	-	-	-	-	-	-	-	-	-	2	2	2
	2023	-	-	-	-	-	-	-	-	-	-	-	-	0	↔	0
Uncontested Divorce	2024	16	23	17	13	15	22	15	14	9	12	-	-	156	-4%	156
	2023	17	12	15	11	20	22	22	18	10	16	7	18	163	▼	188


This report reflects the case management system. Numbers will update as reports are refreshed and posted. The case types reported may not necessitate judicial involvement.

Dashboard

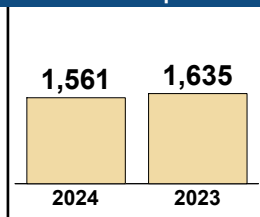
Court: Alleghany Circuit
Start/End Date: Jan-23 / Oct-24
2023 Average Month: 159
Jan-Oct 2023: 1,635
Dispositions Trending: ▼

Circuit/Court ID: 25 225005
Type of Case: Dispositions
2024 Average Month: 156
Jan-Oct 2024 : 1,561
Overall AVG. Month: 157

Monthly Dispositions Summary



Jan --- Oct Dispositions



Dispositions by Division

Divisions		Jan	Feb	Mar	Apr	May	Jun	Jul	Aug	Sep	Oct	Nov	Dec	Thru Oct	% Change	Total
Total	2024	122	195	143	181	93	162	171	176	135	183	-	-	1,561	-5%	1,561
	2023	161	167	183	116	119	164	153	197	211	164	120	148	1,635	▼	1,903
Civil	2024	10	42	10	7	7	11	8	6	8	9	-	-	118	-5%	118
	2023	15	7	16	14	4	9	13	17	24	5	15	12	124	▼	151
Criminal	2024	61	76	79	128	65	126	107	126	66	125	-	-	959	2%	959
	2023	87	79	80	44	66	109	93	130	145	109	57	85	942	▲	1,084
Concealed Handgun Permits	2024	40	41	46	35	17	24	40	26	49	39	-	-	357	-22%	357
	2023	50	71	78	48	35	29	36	39	37	37	33	42	460	▼	535
Miscellaneous/ Other	2024	11	36	8	11	4	1	15	18	12	10	-	-	126	18%	126
	2023	9	10	8	10	13	17	11	11	5	13	15	9	107	▲	131
Others	2024	-	-	-	-	-	-	1	-	-	-	-	-	1	-50%	1
	2023	-	-	1	-	1	-	-	-	-	-	-	-	2	▼	2

Dispositions by Case Category

Case Categories		Jan	Feb	Mar	Apr	May	Jun	Jul	Aug	Sep	Oct	Nov	Dec	Thru Oct	% Change	Total
Capital Murder	2024	-	-	-	-	-	-	-	-	-	-	-	-	0	0	0
	2023	-	-	-	-	-	-	-	-	-	-	-	2	0	↔	2
Contested Divorce	2024	2	3	2	2	-	1	1	2	-	1	-	-	14	0%	14
	2023	2	-	-	2	1	1	1	4	3	-	4	1	14	↔	19
Domestic and Family - Level 1	2024	2	1	1	-	-	-	1	-	2	2	-	-	9	-10%	9
	2023	1	-	1	1	-	-	1	-	5	1	3	1	10	▼	14
Domestic and Family - Level 2	2024	-	1	-	-	2	1	-	-	-	1	-	-	5	-29%	5
	2023	1	-	2	1	-	-	1	2	-	-	-	-	7	▼	7
Felonies and Related Matters	2024	37	52	59	79	47	90	77	86	49	85	-	-	661	-2%	661
	2023	52	52	52	37	44	84	65	103	108	77	44	56	674	▼	774
General Civil - Level 1	2024	-	3	-	1	-	-	-	1	-	-	-	-	5	150%	5
	2023	-	-	-	1	-	-	-	-	-	1	-	2	2	▲	4
General Civil - Level 2	2024	1	11	2	1	1	-	1	-	1	-	-	-	18	13%	18
	2023	1	2	4	2	1	2	2	1	1	-	-	1	16	▲	17
General Civil - Level 3	2024	-	11	-	-	1	2	2	-	3	2	-	-	21	-22%	21
	2023	6	-	2	2	-	1	3	3	10	-	4	1	27	▼	32
Miscellaneous Civil	2024	51	71	53	46	21	25	54	44	61	49	-	-	475	-15%	475
	2023	58	81	86	56	46	45	44	50	42	50	45	50	558	▼	653
Misdemeanor	2024	21	22	13	44	13	27	26	34	16	31	-	-	247	1%	247
	2023	30	24	22	7	21	25	27	25	34	30	13	23	245	▲	281
Other	2024	1	2	-	-	-	-	1	-	-	-	-	-	4	33%	4
	2023	-	-	1	-	1	1	-	-	-	-	-	-	3	▲	3
Other Criminally Related Matters	2024	3	2	7	5	5	9	4	6	1	9	-	-	51	113%	51
	2023	5	3	6	-	1	-	1	3	3	2	-	4	24	▲	28
Probates/Wills & Trusts - Level 1	2024	-	4	-	-	-	-	-	-	-	-	-	-	4	300%	4
	2023	-	-	-	1	-	-	-	-	-	-	-	-	1	▲	1
Probates/Wills & Trusts - Level 2	2024	1	-	1	1	-	1	-	1	-	-	-	-	5	-29%	5
	2023	-	-	2	-	-	2	2	1	-	-	-	1	7	▼	8
Protective Orders	2024	-	-	-	-	-	-	-	-	-	1	-	-	1	1	1
	2023	-	-	-	-	-	-	-	-	-	-	-	-	0	↔	0
Uncontested Divorce	2024	3	12	5	2	3	6	4	2	2	2	-	-	41	-13%	41
	2023	5	5	5	6	4	3	6	5	5	3	7	6	47	▼	60

Dashboard		Monthly Dispositions Summary		Jan --- Oct Dispositions	
<p>Court: Augusta Circuit Start/End Date: Jan-23 / Oct-24 2023 Average Month: 486 Jan-Oct 2023: 4,935 Dispositions Trending: ▲</p>	<p>Circuit/Court ID: 25 225015 Type of Case: Dispositions 2024 Average Month: 534 Jan-Oct 2024 : 5,344 Overall AVG. Month: 508</p>	<p>Jan 23 - Oct 24</p>		<p>2024: 5,344 2023: 4,935</p>	

Dispositions by Division																
Divisions		Jan	Feb	Mar	Apr	May	Jun	Jul	Aug	Sep	Oct	Nov	Dec	Thru Oct	% Change	Total
Total	2024	678	762	563	515	517	449	437	457	445	521	-	-	5,344	8%	5,344
	2023	509	509	697	463	548	367	395	509	475	463	432	470	4,935	▲	5,837
Civil	2024	140	244	61	45	55	65	76	49	47	73	-	-	855	62%	855
	2023	43	27	76	38	37	56	44	82	43	81	39	78	527	▲	644
Criminal	2024	217	203	173	224	173	208	167	165	207	215	-	-	1,952	6%	1,952
	2023	216	167	209	184	217	124	125	218	202	176	155	161	1,838	▲	2,154
Concealed Handgun Permits	2024	166	217	263	173	186	114	108	166	127	159	-	-	1,679	-2%	1,679
	2023	161	232	316	168	208	96	140	107	150	129	160	125	1,707	▼	1,992
Miscellaneous/ Other	2024	144	90	61	68	99	55	84	68	57	68	-	-	794	-6%	794
	2023	87	82	94	70	85	89	86	98	80	77	74	101	848	▼	1,023
Others	2024	11	8	5	5	4	7	2	9	7	6	-	-	64	327%	64
	2023	2	1	2	3	1	2	-	4	-	-	-	4	15	▲	24

Dispositions by Case Category																
Case Categories		Jan	Feb	Mar	Apr	May	Jun	Jul	Aug	Sep	Oct	Nov	Dec	Thru Oct	% Change	Total
Administrative Law	2024	-	-	-	1	-	3	-	-	-	1	-	-	5	-29%	5
	2023	-	1	1	1	-	-	-	-	4	-	-	1	-	7	▼
Capital Murder	2024	-	2	-	1	-	-	-	-	-	-	-	-	3	50%	3
	2023	-	-	-	-	-	-	-	1	1	-	-	-	2	▲	2
Contested Divorce	2024	6	6	8	4	7	3	7	6	9	6	-	-	62	-5%	62
	2023	6	4	9	6	8	2	8	11	6	5	6	5	65	▼	76
Domestic and Family - Level 1	2024	6	4	1	14	7	15	39	3	7	5	-	-	101	197%	101
	2023	4	1	1	1	-	5	4	7	3	8	2	2	34	▲	38
Domestic and Family - Level 2	2024	3	19	3	6	8	7	4	11	4	7	-	-	72	-9%	72
	2023	4	5	32	7	3	3	5	11	3	6	1	4	79	▼	84
Felonies and Related Matters	2024	131	150	124	168	126	148	134	121	177	155	-	-	1,434	14%	1,434
	2023	138	110	160	137	130	101	85	142	125	130	108	103	1,258	▲	1,469
General Civil - Level 1	2024	3	-	-	-	1	-	-	-	1	-	-	-	5	-55%	5
	2023	2	2	-	1	1	-	-	3	1	1	-	1	11	▼	12
General Civil - Level 2	2024	39	10	6	3	11	2	9	7	15	28	-	-	130	43%	130
	2023	6	4	8	8	9	11	4	10	8	23	5	11	91	▲	107
General Civil - Level 3	2024	13	8	9	4	12	15	6	5	3	9	-	-	84	-2%	84
	2023	7	3	9	4	2	13	14	16	6	12	12	15	86	▼	113
Miscellaneous Civil	2024	294	425	287	204	233	141	141	198	150	187	-	-	2,260	8%	2,260
	2023	192	265	359	208	251	136	167	152	199	158	197	188	2,087	▲	2,472
Misdemeanor	2024	81	53	48	52	42	56	28	39	27	57	-	-	483	-8%	483
	2023	70	50	45	41	80	18	33	72	71	46	40	56	526	▼	622
Other	2024	85	45	48	39	51	33	54	45	39	48	-	-	487	7%	487
	2023	57	49	53	30	43	48	55	40	32	48	40	71	455	▲	566
Other Criminally Related Matters	2024	5	3	1	4	5	4	6	8	3	3	-	-	42	-24%	42
	2023	8	7	5	6	7	5	7	4	6	-	7	2	55	▼	64
Probates/Wills & Trusts - Level 1	2024	-	-	-	-	1	-	1	-	-	-	-	-	2	-33%	2
	2023	-	-	-	-	-	-	-	2	-	1	-	-	3	▼	3
Probates/Wills & Trusts - Level 2	2024	1	5	3	2	1	4	1	1	-	1	-	-	19	-39%	19
	2023	2	1	4	1	3	1	2	12	1	4	1	5	31	▼	37
Protective Orders	2024	-	-	-	-	-	1	-	1	-	-	-	-	2	2	2
	2023	-	-	-	-	-	-	-	-	-	-	-	-	0	↔	0
Uncontested Divorce	2024	11	32	25	13	12	17	7	12	9	15	-	-	153	6%	153
	2023	13	7	11	12	11	24	11	22	13	21	12	7	145	▲	164

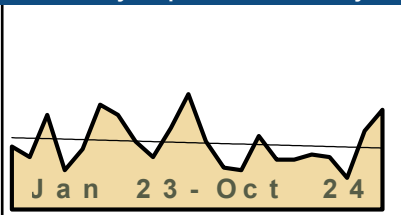
This report reflects the case management system. Numbers will update as reports are refreshed and posted. The case types reported may not necessitate judicial involvement.

Dashboard

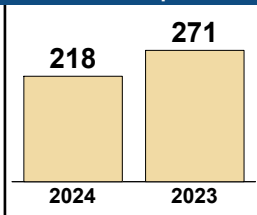
Court: Bath Circuit
Start/End Date: Jan-23 / Oct-24
2023 Average Month: 28
Jan-Oct 2023: 271
Dispositions Trending: ▼

Circuit/Court ID: 25 225017
Type of Case: Dispositions
2024 Average Month: 22
Jan-Oct 2024 : 218
Overall AVG. Month: 25

Monthly Dispositions Summary



Jan --- Oct Dispositions



Dispositions by Division

Divisions		Jan	Feb	Mar	Apr	May	Jun	Jul	Aug	Sep	Oct	Nov	Dec	Thru Oct	% Change	Total
Total	2024	16	15	28	19	19	21	20	12	30	38	-	-	218	-20%	218
	2023	24	20	36	15	23	40	36	26	20	31	44	26	271	▼	341
Civil	2024	2	4	-	1	-	3	2	1	4	-	-	-	17	42%	17
	2023	-	-	4	-	1	3	1	-	3	-	1	2	12	▲	15
Criminal	2024	4	2	17	3	3	8	8	-	7	23	-	-	75	1%	75
	2023	5	3	6	-	4	22	5	4	8	17	22	7	74	▲	103
Concealed Handgun Permits	2024	9	9	9	13	15	8	7	11	17	14	-	-	112	-30%	112
	2023	17	16	24	12	12	13	27	18	6	14	20	17	159	▼	196
Miscellaneous/ Other	2024	1	-	2	2	1	2	3	-	2	1	-	-	14	-46%	14
	2023	2	1	2	3	6	2	3	4	3	-	1	-	26	▼	27

Dispositions by Case Category

Case Categories		Jan	Feb	Mar	Apr	May	Jun	Jul	Aug	Sep	Oct	Nov	Dec	Thru Oct	% Change	Total
Contested Divorce	2024	-	-	-	-	-	-	-	-	1	-	-	-	1	-50%	1
	2023	-	-	-	-	-	1	1	-	-	-	1	-	2	▼	3
Domestic and Family - Level 1	2024	-	1	-	-	-	-	-	-	-	1	-	-	2	2	2
	2023	-	-	-	-	-	-	-	-	-	-	-	2	0	↔	2
Domestic and Family - Level 2	2024	-	-	-	-	-	-	-	-	-	-	-	-	0	-100%	0
	2023	-	-	-	-	-	1	-	-	-	-	-	-	1	▼	1
Felonies and Related Matters	2024	3	-	15	2	3	5	6	-	3	21	-	-	58	-3%	58
	2023	5	3	6	-	3	21	1	1	5	15	13	6	60	▼	79
General Civil - Level 1	2024	-	-	-	-	-	-	-	-	-	-	-	-	0	-100%	0
	2023	-	-	-	-	-	-	1	-	-	-	-	-	1	▼	1
General Civil - Level 2	2024	3	-	-	1	-	-	1	-	1	-	-	-	6	50%	6
	2023	-	-	1	-	-	-	1	-	2	-	-	-	4	▲	4
General Civil - Level 3	2024	-	1	-	1	-	-	-	-	-	-	-	-	2	-60%	2
	2023	-	-	2	-	1	-	-	1	1	-	1	-	5	▼	6
Miscellaneous Civil	2024	9	9	11	13	16	10	10	11	18	15	-	-	122	-31%	122
	2023	19	17	25	14	17	14	28	20	8	14	20	17	176	▼	213
Misdemeanor	2024	1	2	2	1	-	2	2	-	2	2	-	-	14	40%	14
	2023	-	-	-	-	-	1	4	1	2	2	8	1	10	▲	19
Other Criminally Related Matters	2024	-	-	-	-	-	1	-	-	2	-	-	-	3	-25%	3
	2023	-	-	-	-	1	-	-	2	1	-	1	-	4	▼	5
Probates/Wills & Trusts - Level 2	2024	-	-	-	-	-	2	-	-	-	-	-	-	2	-33%	2
	2023	-	-	-	1	-	-	-	1	1	-	-	-	3	▼	3
Uncontested Divorce	2024	-	2	-	1	-	1	1	1	2	-	-	-	8	60%	8
	2023	-	-	2	-	1	2	-	-	-	-	-	-	5	▲	5

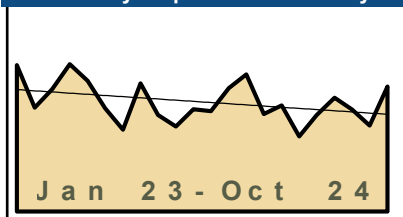
This report reflects the case management system. Numbers will update as reports are refreshed and posted. The case types reported may not necessitate judicial involvement.

Dashboard

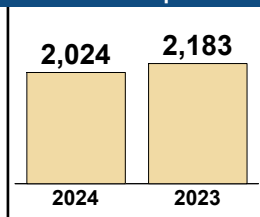
Court: Botetourt Circuit
Start/End Date: Jan-23 / Oct-24
2023 Average Month: 214
Jan-Oct 2023: 2,183
Dispositions Trending: ▼

Circuit/Court ID: 25 225023
Type of Case: Dispositions
2024 Average Month: 202
Jan-Oct 2024 : 2,024
Overall AVG. Month: 209

Monthly Dispositions Summary



Jan --- Oct Dispositions



Dispositions by Division

Divisions		Jan	Feb	Mar	Apr	May	Jun	Jul	Aug	Sep	Oct	Nov	Dec	Thru Oct	% Change	Total
Total	2024	235	261	186	202	143	184	217	194	164	238	-	-	2,024	-7%	2,024
	2023	279	198	233	281	249	197	156	244	184	162	195	191	2,183	▼	2,569
Civil	2024	27	28	22	13	16	16	16	17	27	27	-	-	209	31%	209
	2023	28	8	13	19	9	24	13	21	13	11	15	12	159	▲	186
Criminal	2024	86	139	60	101	69	82	90	82	52	88	-	-	849	-12%	849
	2023	120	78	97	130	144	74	54	103	84	79	64	84	963	▼	1,111
Concealed Handgun Permits	2024	103	74	84	72	38	66	90	74	68	98	-	-	767	-5%	767
	2023	98	80	92	103	80	74	74	88	68	53	99	74	810	▼	983
Miscellaneous/ Other	2024	19	20	19	16	20	18	21	21	17	25	-	-	196	-22%	196
	2023	33	32	31	29	16	25	15	32	19	19	17	21	251	▼	289
Others	2024	-	-	1	-	-	2	-	-	-	-	-	-	3	3	3
	2023	-	-	-	-	-	-	-	-	-	-	-	-	0	↔	0

Dispositions by Case Category

Case Categories		Jan	Feb	Mar	Apr	May	Jun	Jul	Aug	Sep	Oct	Nov	Dec	Thru Oct	% Change	Total
Administrative Law	2024	1	-	-	-	-	-	-	-	-	-	-	-	1	0%	1
	2023	-	-	-	-	-	-	-	-	-	1	-	1	1	↔	2
Capital Murder	2024	-	-	-	-	-	-	-	-	-	-	-	-	0	0	0
	2023	-	-	-	-	-	-	-	-	-	-	-	1	0	↔	1
Contested Divorce	2024	3	3	4	6	5	3	3	1	4	3	-	-	35	119%	35
	2023	2	1	2	4	-	2	2	2	1	-	2	-	16	▲	18
Domestic and Family - Level 1	2024	6	6	8	-	1	4	4	2	8	3	-	-	42	11%	42
	2023	7	3	2	4	-	12	6	2	-	2	6	4	38	▲	48
Domestic and Family - Level 2	2024	2	-	1	-	-	-	-	1	-	1	-	-	5	-29%	5
	2023	1	-	1	2	2	-	-	1	-	-	2	-	7	▼	9
Felonies and Related Matters	2024	67	118	49	70	57	55	59	59	41	61	-	-	636	-16%	636
	2023	99	58	85	91	133	51	43	69	71	54	41	60	754	▼	855
General Civil - Level 1	2024	-	-	-	-	-	-	-	-	-	-	-	-	0	-100%	0
	2023	1	-	-	-	1	-	-	-	-	-	-	-	1	▼	1
General Civil - Level 2	2024	4	6	4	2	1	1	3	4	4	7	-	-	36	13%	36
	2023	1	2	4	6	-	5	1	7	3	3	3	1	32	▲	36
General Civil - Level 3	2024	4	2	3	2	4	3	1	-	1	4	-	-	24	50%	24
	2023	4	2	1	1	1	2	-	-	3	3	1	2	16	▲	19
Miscellaneous Civil	2024	112	83	92	80	48	78	97	88	79	116	-	-	873	-7%	873
	2023	114	95	107	123	88	88	86	100	75	58	108	86	934	▼	1,128
Misdemeanor	2024	16	17	11	29	11	18	30	15	12	23	-	-	182	21%	182
	2023	20	16	11	23	10	23	8	18	9	12	21	17	150	▲	188
Other	2024	10	7	11	8	8	8	14	6	6	7	-	-	85	-26%	85
	2023	16	14	16	8	8	10	3	19	10	11	6	8	115	▼	129
Other Criminally Related Matters	2024	4	4	-	2	1	9	1	8	-	4	-	-	33	-44%	33
	2023	1	4	1	16	1	-	3	16	4	13	2	6	59	▼	67
Probates/Wills & Trusts - Level 1	2024	-	-	-	-	-	-	-	-	-	-	-	-	0	-100%	0
	2023	1	1	-	-	-	-	-	-	-	-	-	-	2	▼	2
Probates/Wills & Trusts - Level 2	2024	-	5	-	-	-	-	-	-	3	1	-	-	9	80%	9
	2023	2	-	-	-	-	-	-	1	-	2	-	-	5	▲	5
Uncontested Divorce	2024	6	10	3	3	7	5	5	10	6	8	-	-	63	19%	63
	2023	11	2	4	3	5	4	4	9	8	3	3	5	53	▲	61


This report reflects the case management system. Numbers will update as reports are refreshed and posted. The case types reported may not necessitate judicial involvement.

Dashboard

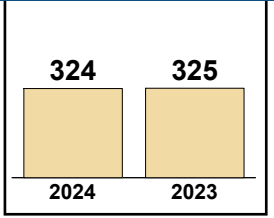
Court: Craig Circuit
Start/End Date: Jan-23 / Oct-24
2023 Average Month: 30
Jan-Oct 2023: 325
Dispositions Trending: ↔

Circuit/Court ID: 25 225045
Type of Case: Dispositions
2024 Average Month: 32
Jan-Oct 2024 : 324
Overall AVG. Month: 31

Monthly Dispositions Summary



Jan --- Oct Dispositions



Dispositions by Division

Divisions		Jan	Feb	Mar	Apr	May	Jun	Jul	Aug	Sep	Oct	Nov	Dec	Thru Oct	% Change	Total
Total	2024	32	50	23	51	41	19	19	29	30	30	-	-	324	0%	324
	2023	34	41	44	23	22	43	22	21	40	35	21	15	325	▼	361
Civil	2024	-	2	3	2	14	2	5	2	14	1	-	-	45	61%	45
	2023	4	1	2	3	7	6	1	3	-	1	1	3	28	▲	32
Criminal	2024	1	24	1	15	1	2	1	5	3	6	-	-	59	9%	59
	2023	7	5	11	4	-	5	-	-	18	4	-	-	54	▲	54
Concealed Handgun Permits	2024	29	23	15	31	23	12	12	19	13	21	-	-	198	-6%	198
	2023	18	34	26	16	10	24	18	16	21	28	18	12	211	▼	241
Miscellaneous/ Other	2024	2	1	4	3	3	3	1	3	-	2	-	-	22	-31%	22
	2023	5	1	5	-	5	8	3	2	1	2	2	-	32	▼	34

Dispositions by Case Category


Case Categories		Jan	Feb	Mar	Apr	May	Jun	Jul	Aug	Sep	Oct	Nov	Dec	Thru Oct	% Change	Total
Contested Divorce	2024	-	-	-	-	-	1	2	-	1	-	-	-	4	100%	4
	2023	-	-	-	-	-	1	-	1	-	-	-	-	2	▲	2
Domestic and Family - Level 1	2024	-	-	1	-	14	-	-	-	12	-	-	-	27	238%	27
	2023	-	-	-	1	7	-	-	-	-	-	-	-	8	▲	8
Domestic and Family - Level 2	2024	-	-	-	-	-	-	-	-	-	-	-	-	0	-100%	0
	2023	-	1	-	-	-	-	-	-	-	-	1	-	1	▼	2
Felonies and Related Matters	2024	1	15	1	13	1	2	1	4	3	5	-	-	46	35%	46
	2023	7	3	2	3	-	4	-	-	13	2	-	-	34	▲	34
General Civil - Level 1	2024	-	-	-	1	-	-	-	-	-	-	-	-	1	-50%	1
	2023	-	-	-	1	-	1	-	-	-	-	-	-	2	▼	2
General Civil - Level 2	2024	-	2	1	-	-	-	1	1	-	-	-	-	5	67%	5
	2023	-	-	1	-	-	-	-	1	-	1	-	-	3	▲	3
General Civil - Level 3	2024	-	-	1	-	-	-	1	1	1	-	-	-	4	-50%	4
	2023	2	-	1	-	-	4	1	-	-	-	-	1	8	▼	9
Miscellaneous Civil	2024	31	24	19	34	26	14	13	22	13	23	-	-	219	-10%	219
	2023	23	35	31	16	15	32	21	18	22	30	20	12	243	▼	275
Misdemeanor	2024	-	9	-	2	-	-	-	-	-	1	-	-	12	-37%	12
	2023	-	2	8	1	-	1	-	-	5	2	-	-	19	▼	19
Other Criminally Related Matters	2024	-	-	-	-	-	-	-	1	-	-	-	-	1	0%	1
	2023	-	-	1	-	-	-	-	-	-	-	-	-	1	↔	1
Probates/Wills & Trusts - Level 1	2024	-	-	-	1	-	-	-	-	-	-	-	-	1	1	1
	2023	-	-	-	-	-	-	-	-	-	-	-	1	0	↔	1
Uncontested Divorce	2024	-	-	-	-	-	2	1	-	-	1	-	-	4	0%	4
	2023	2	-	-	1	-	-	-	-	-	-	-	1	4	↔	5

Dashboard

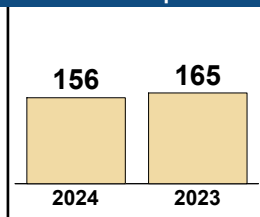
Court: Highland Circuit
Start/End Date: Jan-23 / Oct-24
2023 Average Month: 15
Jan-Oct 2023: 165
Dispositions Trending: ▼

Circuit/Court ID: 25 225091
Type of Case: Dispositions
2024 Average Month: 16
Jan-Oct 2024 : 156
Overall AVG. Month: 15

Monthly Dispositions Summary



Jan --- Oct Dispositions



Dispositions by Division

Divisions		Jan	Feb	Mar	Apr	May	Jun	Jul	Aug	Sep	Oct	Nov	Dec	Thru Oct	% Change	Total
Total	2024	14	9	30	21	12	13	16	11	13	17	-	-	156	-5%	156
	2023	12	15	30	43	16	8	9	13	13	6	8	11	165	▼	184
Civil	2024	1	1	1	-	2	-	2	2	3	-	-	-	12	-20%	12
	2023	2	1	8	1	1	1	-	-	1	-	-	-	15	▼	15
Criminal	2024	4	-	18	8	1	4	3	-	-	5	-	-	43	-28%	43
	2023	-	-	1	35	2	4	5	7	5	1	7	1	60	▼	68
Concealed Handgun Permits	2024	9	5	9	10	8	9	10	7	7	11	-	-	85	2%	85
	2023	10	13	21	4	13	3	4	5	6	4	-	9	83	▲	92
Miscellaneous/ Other	2024	-	3	2	3	1	-	1	2	3	1	-	-	16	129%	16
	2023	-	1	-	3	-	-	-	1	1	1	1	1	7	▲	9

Dispositions by Case Category

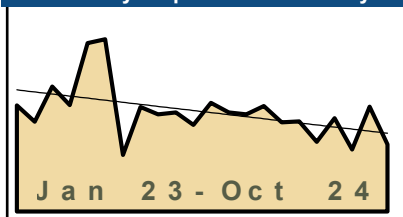
Case Categories		Jan	Feb	Mar	Apr	May	Jun	Jul	Aug	Sep	Oct	Nov	Dec	Thru Oct	% Change	Total
Contested Divorce	2024	-	-	-	-	-	-	-	-	-	1	-	-	1	-50%	1
	2023	-	-	1	-	-	1	-	-	-	-	-	-	2	▼	2
Domestic and Family - Level 1	2024	-	-	-	-	-	-	-	-	-	-	-	-	0	-100%	0
	2023	-	-	3	1	-	-	-	-	-	-	-	-	4	▼	4
Domestic and Family - Level 2	2024	-	-	-	-	-	-	-	-	-	-	-	-	0	-100%	0
	2023	-	-	1	-	-	-	-	-	-	-	-	-	1	▼	1
Felonies and Related Matters	2024	3	-	12	7	-	2	3	-	-	5	-	-	32	-6%	32
	2023	-	-	1	17	2	3	4	3	4	-	5	-	34	▼	39
General Civil - Level 1	2024	-	1	-	-	-	-	-	-	-	-	-	-	1	1	1
	2023	-	-	-	-	-	-	-	-	-	-	-	-	0	↔	0
General Civil - Level 2	2024	-	-	-	-	-	-	1	1	1	-	-	-	3	50%	3
	2023	2	-	-	-	-	-	-	-	-	-	-	-	2	▲	2
General Civil - Level 3	2024	-	-	-	-	1	-	-	-	-	-	-	-	1	0%	1
	2023	-	1	-	-	-	-	-	-	-	-	-	-	1	↔	1
Miscellaneous Civil	2024	9	8	11	13	9	9	11	9	9	12	-	-	100	11%	100
	2023	10	14	21	7	13	3	4	6	7	5	1	10	90	▲	101
Misdemeanor	2024	1	-	5	-	1	2	-	-	-	-	-	-	9	-63%	9
	2023	-	-	-	17	-	1	1	4	1	-	1	1	24	▼	26
Other	2024	-	-	-	-	-	-	-	1	-	-	-	-	1	1	1
	2023	-	-	-	-	-	-	-	-	-	-	-	-	0	↔	0
Other Criminally Related Matters	2024	-	-	1	1	-	-	-	-	-	-	-	-	2	0%	2
	2023	-	-	-	1	-	-	-	-	-	1	1	-	2	↔	3
Probates/Wills & Trusts - Level 2	2024	-	-	1	-	1	-	-	-	-	1	-	-	3	50%	3
	2023	-	-	1	-	-	-	-	-	-	1	-	-	2	▲	2
Uncontested Divorce	2024	1	-	-	-	-	-	1	-	1	-	-	-	3	0%	3
	2023	-	-	2	-	1	-	-	-	-	-	-	-	3	↔	3

Dashboard

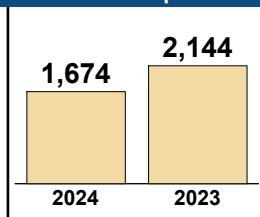
Court: Rockbridge Circuit
Start/End Date: Jan-23 / Oct-24
2023 Average Month: 210
Jan-Oct 2023: 2,144
Dispositions Trending: ▼

Circuit/Court ID: 25 225163
Type of Case: Dispositions
2024 Average Month: 167
Jan-Oct 2024 : 1,674
Overall AVG. Month: 190

Monthly Dispositions Summary



Jan --- Oct Dispositions



Dispositions by Division

Divisions		Jan	Feb	Mar	Apr	May	Jun	Jul	Aug	Sep	Oct	Nov	Dec	Thru Oct	% Change	Total
Total	2024	189	185	201	170	172	133	178	118	200	128	-	-	1,674	-22%	1,674
	2023	202	171	238	203	321	328	108	199	185	189	165	207	2,144	▼	2,516
Civil	2024	15	16	15	23	20	14	20	15	15	21	25	13	174	-33%	174
	2023	17	20	20	27	40	22	21	20	21	51	25	13	259	▼	297
Criminal	2024	115	91	113	73	97	60	99	44	139	60	-	-	891	-30%	891
	2023	130	71	135	100	220	251	42	127	120	80	103	132	1,276	▼	1,511
Concealed Handgun Permits	2024	43	69	63	62	41	55	51	48	40	33	-	-	505	2%	505
	2023	47	69	69	63	45	40	38	48	34	40	31	53	493	▲	577
Miscellaneous/ Other	2024	16	9	10	12	14	4	8	10	6	14	-	-	103	-11%	103
	2023	8	11	14	13	16	15	7	4	10	18	6	9	116	▼	131
Others	2024	-	-	-	-	-	-	-	1	-	-	-	-	1	1	1
	2023	-	-	-	-	-	-	-	-	-	-	-	-	0	↔	0

Dispositions by Case Category

Case Categories		Jan	Feb	Mar	Apr	May	Jun	Jul	Aug	Sep	Oct	Nov	Dec	Thru Oct	% Change	Total
Administrative Law	2024	-	-	-	-	1	-	-	-	1	-	-	-	2	-33%	2
	2023	-	-	-	-	1	1	-	-	1	-	1	-	3	▼	4
Contested Divorce	2024	1	1	2	1	2	1	3	4	-	3	-	-	18	-18%	18
	2023	3	3	1	2	6	2	1	1	-	3	2	2	22	▼	26
Domestic and Family - Level 1	2024	-	4	-	-	2	1	-	5	-	1	-	-	13	-76%	13
	2023	-	-	2	12	8	1	-	5	2	25	9	-	55	▼	64
Domestic and Family - Level 2	2024	4	-	1	5	1	2	2	2	1	5	-	-	23	-23%	23
	2023	3	-	5	-	2	3	3	7	2	5	3	3	30	▼	36
Felonies and Related Matters	2024	76	68	81	57	55	40	64	25	105	31	-	-	602	-26%	602
	2023	59	49	75	64	131	188	31	83	83	49	72	83	812	▼	967
General Civil - Level 1	2024	-	-	-	-	-	-	1	-	-	-	-	-	1	1	1
	2023	-	-	-	-	-	-	-	-	-	-	-	-	0	↔	0
General Civil - Level 2	2024	5	3	5	7	7	3	5	2	2	3	-	-	42	8%	42
	2023	4	7	1	5	7	6	3	-	3	3	5	1	39	▲	45
General Civil - Level 3	2024	-	5	-	-	3	5	5	2	2	3	-	-	25	-26%	25
	2023	-	8	3	-	8	1	3	-	6	5	1	1	34	▼	36
Miscellaneous Civil	2024	57	74	73	72	52	58	59	56	45	47	-	-	593	0%	593
	2023	53	76	83	76	59	51	45	51	45	56	37	61	595	▼	693
Misdemeanor	2024	32	22	28	12	23	16	22	15	30	27	-	-	227	-45%	227
	2023	60	21	60	28	87	57	11	41	32	18	24	40	415	▼	479
Other	2024	-	1	-	2	-	-	-	1	-	-	-	-	4	0%	4
	2023	-	1	1	-	-	-	1	-	-	1	-	1	4	↔	5
Other Criminally Related Matters	2024	7	1	4	4	20	4	13	4	4	2	-	-	63	26%	63
	2023	11	1	-	8	2	6	1	3	5	13	7	9	50	▲	66
Probates/Wills & Trusts - Level 1	2024	-	-	1	-	-	-	-	-	-	1	-	-	2	100%	2
	2023	-	1	-	-	-	-	-	-	-	-	-	-	1	▲	1
Probates/Wills & Trusts - Level 2	2024	-	1	1	1	2	2	1	-	-	-	-	-	8	-38%	8
	2023	1	1	2	-	1	3	3	2	-	-	-	-	13	▼	13
Uncontested Divorce	2024	7	5	5	9	4	1	3	2	10	5	-	-	51	-28%	51
	2023	8	3	5	8	9	9	6	6	6	11	4	6	71	▼	81


This report reflects the case management system. Numbers will update as reports are refreshed and posted. The case types reported may not necessitate judicial involvement.

Dashboard

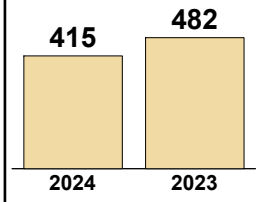
Court: Buena Vista Circuit
Start/End Date: Jan-23 / Oct-24
2023 Average Month: 50
Jan-Oct 2023: 482
Dispositions Trending: ▼

Circuit/Court ID: 25 225530
Type of Case: Dispositions
2024 Average Month: 42
Jan-Oct 2024 : 415
Overall AVG. Month: 46

Monthly Dispositions Summary



Jan --- Oct Dispositions



Dispositions by Division

Divisions		Jan	Feb	Mar	Apr	May	Jun	Jul	Aug	Sep	Oct	Nov	Dec	Thru Oct	% Change	Total
Total	2024	45	38	39	61	19	70	23	52	39	29	-	-	415	-14%	415
	2023	39	67	43	69	22	61	67	59	19	36	50	62	482	▼	594
Civil	2024	4	2	2	2	2	6	1	1	3	2	-	-	25	-38%	25
	2023	1	-	2	9	1	11	3	6	4	3	4	6	40	▼	50
Criminal	2024	22	29	29	42	6	47	14	42	23	16	-	-	270	-18%	270
	2023	26	44	30	45	21	42	54	39	10	19	33	44	330	▼	407
Concealed Handgun Permits	2024	16	4	7	15	8	14	6	7	10	9	-	-	96	23%	96
	2023	9	21	6	7	-	6	6	11	1	11	9	10	78	▲	97
Miscellaneous/ Other	2024	1	3	1	2	3	3	2	2	3	2	-	-	22	-33%	22
	2023	3	2	5	7	-	2	4	3	4	3	4	2	33	▼	39
Others	2024	2	-	-	-	-	-	-	-	-	-	-	-	2	100%	2
	2023	-	-	-	1	-	-	-	-	-	-	-	-	1	▲	1

Dispositions by Case Category

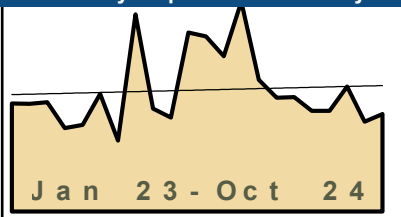
Case Categories		Jan	Feb	Mar	Apr	May	Jun	Jul	Aug	Sep	Oct	Nov	Dec	Thru Oct	% Change	Total
Contested Divorce	2024	1	-	-	-	-	-	-	1	-	-	-	-	2	-33%	2
	2023	-	-	1	1	-	-	-	-	1	-	1	5	3	▼	9
Domestic and Family - Level 1	2024	1	-	-	-	1	1	-	-	-	1	-	-	4	-67%	4
	2023	-	-	-	1	-	6	-	2	2	1	-	-	12	▼	12
Domestic and Family - Level 2	2024	-	-	-	-	-	-	1	-	-	-	-	-	1	-80%	1
	2023	-	-	-	2	-	2	-	-	-	1	-	-	5	▼	5
Felonies and Related Matters	2024	11	19	20	33	3	27	11	31	20	14	-	-	189	-20%	189
	2023	18	23	25	34	18	25	50	26	5	13	24	28	237	▼	289
General Civil - Level 1	2024	-	-	-	-	-	-	-	-	-	-	-	-	0	-100%	0
	2023	-	-	-	1	-	-	-	-	-	-	-	-	1	▼	1
General Civil - Level 2	2024	1	-	-	1	-	-	-	-	1	-	-	-	3	-25%	3
	2023	-	-	1	2	-	-	-	-	-	1	1	-	4	▼	5
General Civil - Level 3	2024	-	-	-	-	-	2	-	-	1	-	-	-	3	0%	3
	2023	-	-	1	-	-	1	-	1	-	-	-	-	3	↔	3
Miscellaneous Civil	2024	17	7	8	17	11	18	7	9	12	11	-	-	117	9%	117
	2023	12	23	9	13	-	8	10	14	5	13	12	12	107	▲	131
Misdemeanor	2024	10	7	8	7	3	15	3	11	3	2	-	-	69	-13%	69
	2023	5	17	4	11	2	13	4	12	5	6	7	14	79	▼	100
Other	2024	2	-	-	-	1	-	-	-	-	-	-	-	3	200%	3
	2023	-	-	-	1	-	-	-	-	-	-	-	-	1	▲	1
Other Criminally Related Matters	2024	1	3	1	2	-	5	-	-	-	-	-	-	12	-14%	12
	2023	3	4	1	-	1	4	-	1	-	-	2	2	14	▼	18
Probates/Wills & Trusts - Level 2	2024	1	1	-	-	-	1	-	-	-	-	-	-	3	0%	3
	2023	-	-	-	1	-	-	1	1	-	-	-	-	3	↔	3
Protective Orders	2024	-	-	-	-	-	-	-	-	-	-	-	-	0	-100%	0
	2023	-	-	-	-	-	1	-	-	-	-	-	-	1	▼	1
Uncontested Divorce	2024	-	1	2	1	-	1	1	-	2	1	-	-	9	-25%	9
	2023	1	-	1	2	1	1	2	2	1	1	3	1	12	▼	16

This report reflects the case management system. Numbers will update as reports are refreshed and posted. The case types reported may not necessitate judicial involvement.

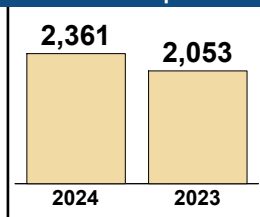
Dashboard

Court: Staunton Circuit
Start/End Date: Jan-23 / Oct-24
2023 Average Month: 227
Jan-Oct 2023: 2,053
Dispositions Trending: ▲
Circuit/Court ID: 25 225790
Type of Case: Dispositions
2024 Average Month: 236
Jan-Oct 2024 : 2,361
Overall AVG. Month: 231

Monthly Dispositions Summary



Jan --- Oct Dispositions



Dispositions by Division

Table with columns: Divisions, Jan, Feb, Mar, Apr, May, Jun, Jul, Aug, Sep, Oct, Nov, Dec, Thru Oct, % Change, Total. Rows include Total, Civil, Criminal, Concealed Handgun Permits, Miscellaneous/Other, and Others.

Dispositions by Case Category

Table with columns: Case Categories, Jan, Feb, Mar, Apr, May, Jun, Jul, Aug, Sep, Oct, Nov, Dec, Thru Oct, % Change, Total. Rows include Capital Murder, Contested Divorce, Domestic and Family - Level 1/2, Felonies and Related Matters, General Civil - Level 1/2/3, Miscellaneous Civil, Misdemeanor, Other, Other Criminally Related Matters, Probates/Wills & Trusts - Level 1/2, Protective Orders, and Uncontested Divorce.

Dashboard	Monthly Dispositions Summary	Jan --- Oct Dispositions
Court: Waynesboro Circuit Start/End Date: Jan-23 / Oct-24 2023 Average Month: 137 Jan-Oct 2023: 1,386 Dispositions Trending: ↔	Circuit/Court ID: 25 225820 Type of Case: Dispositions 2024 Average Month: 139 Jan-Oct 2024 : 1,386 Overall AVG. Month: 138	<p>Jan 23 - Oct 24</p>
		<div style="display: flex; justify-content: space-around;"> <div style="text-align: center;"> 1,386 2024 </div> <div style="text-align: center;"> 1,386 2023 </div> </div>

Dispositions by Division																
Divisions		Jan	Feb	Mar	Apr	May	Jun	Jul	Aug	Sep	Oct	Nov	Dec	Thru Oct	% Change	Total
Total	2024	146	205	153	128	121	120	111	141	100	161	-	-	1,386	0%	1,386
	2023	111	156	149	176	130	109	110	165	133	147	98	162	1,386	↔	1,646
Civil	2024	19	13	11	7	19	14	20	12	20	14	-	-	149	-3%	149
	2023	12	16	19	19	10	9	26	12	10	21	14	8	154	▼	176
Criminal	2024	88	118	55	58	55	76	50	70	55	96	-	-	721	8%	721
	2023	37	57	57	100	74	69	34	103	66	72	36	100	669	▲	805
Concealed Handgun Permits	2024	11	44	49	33	19	17	8	42	6	38	-	-	267	2%	267
	2023	24	34	30	33	30	19	24	16	25	27	25	22	262	▲	309
Miscellaneous/ Other	2024	28	29	37	27	27	12	31	17	17	13	-	-	238	-20%	238
	2023	38	48	43	23	16	12	26	34	32	27	23	31	299	▼	353
Others	2024	-	1	1	3	1	1	2	-	2	-	-	-	11	450%	11
	2023	-	1	-	1	-	-	-	-	-	-	-	1	2	▲	3

Dispositions by Case Category																
Case Categories		Jan	Feb	Mar	Apr	May	Jun	Jul	Aug	Sep	Oct	Nov	Dec	Thru Oct	% Change	Total
Administrative Law	2024	-	-	-	-	-	-	-	-	-	2	-	-	2	100%	2
	2023	-	-	1	-	-	-	-	-	-	-	-	-	-	1	▲
Capital Murder	2024	-	-	-	-	-	-	-	-	-	-	-	-	0	-100%	0
	2023	-	-	-	-	-	-	1	-	-	-	-	-	1	▼	1
Contested Divorce	2024	-	4	2	3	2	2	3	4	-	1	-	-	21	-16%	21
	2023	4	3	4	2	2	-	5	1	1	3	2	1	25	▼	28
Domestic and Family - Level 1	2024	10	2	3	-	3	4	7	2	7	3	-	-	41	46%	41
	2023	4	-	5	6	-	-	5	4	2	2	1	1	28	▲	30
Domestic and Family - Level 2	2024	-	2	1	-	1	1	1	-	2	-	-	-	8	-20%	8
	2023	1	-	2	-	-	2	3	1	-	1	-	-	10	▼	10
Felonies and Related Matters	2024	55	82	42	41	33	58	43	59	27	68	-	-	508	1%	508
	2023	24	44	39	83	55	54	24	82	48	48	26	72	501	▲	599
General Civil - Level 1	2024	-	-	-	-	-	-	-	-	-	-	-	-	0	-100%	0
	2023	1	-	-	-	-	-	1	-	-	-	-	-	1	▼	1
General Civil - Level 2	2024	2	3	4	2	2	1	1	-	3	2	-	-	20	-5%	20
	2023	1	6	3	5	-	2	3	-	1	-	1	-	21	▼	22
General Civil - Level 3	2024	4	1	1	-	3	1	-	-	3	2	-	-	15	-63%	15
	2023	2	1	1	4	2	5	5	6	3	11	7	3	40	▼	50
Miscellaneous Civil	2024	15	51	64	41	26	26	23	47	14	49	-	-	356	-2%	356
	2023	32	43	36	40	45	29	40	30	35	35	34	36	365	▼	435
Misdemeanor	2024	28	36	12	15	20	16	5	10	25	22	-	-	189	20%	189
	2023	12	12	17	16	19	11	9	21	18	22	8	24	157	▲	189
Other	2024	24	23	22	22	21	4	19	13	11	1	-	-	160	-18%	160
	2023	30	41	36	17	1	1	10	19	20	19	14	18	194	▼	226
Other Criminally Related Matters	2024	5	-	1	2	2	2	3	1	3	6	-	-	25	150%	25
	2023	1	1	1	1	-	4	-	-	-	2	2	4	10	▲	16
Probates/Wills & Trusts - Level 1	2024	-	-	-	-	-	-	-	1	-	-	-	-	1	1	1
	2023	-	-	-	-	-	-	-	-	-	-	-	-	0	↔	0
Probates/Wills & Trusts - Level 2	2024	-	-	-	-	1	-	1	-	1	-	-	-	3	-40%	3
	2023	-	-	-	-	3	1	1	-	-	-	-	-	5	▼	5
Uncontested Divorce	2024	3	1	1	2	7	5	5	4	4	5	-	-	37	37%	37
	2023	-	5	4	2	3	-	3	1	5	4	3	3	27	▲	33

Dashboard		Monthly Dispositions Summary		Jan --- Oct Dispositions					
<p>Court: Clarke Circuit Start/End Date: Jan-23 / Oct-24 2023 Average Month: 60 Jan-Oct 2023: 599 Dispositions Trending: ⇄</p>	<p>Circuit/Court ID: 26 226043 Type of Case: Dispositions 2024 Average Month: 59 Jan-Oct 2024 : 591 Overall AVG. Month: 60</p>	<p>Jan 23 - Oct 24</p>		<table border="1" style="margin: auto;"> <tr> <td style="text-align: center; width: 50px;">591</td> <td style="text-align: center; width: 50px;">599</td> </tr> <tr> <td style="text-align: center;">2024</td> <td style="text-align: center;">2023</td> </tr> </table>		591	599	2024	2023
591	599								
2024	2023								

Dispositions by Division																
Divisions		Jan	Feb	Mar	Apr	May	Jun	Jul	Aug	Sep	Oct	Nov	Dec	Thru Oct	% Change	Total
Total	2024	60	40	63	68	65	45	120	39	45	46	-	-	591	-1%	591
	2023	59	61	63	52	68	52	77	55	52	60	59	64	599	▼	722
Civil	2024	7	7	9	7	9	10	9	10	6	6	-	-	80	-4%	80
	2023	9	18	7	6	12	2	9	9	5	6	7	6	83	▼	96
Criminal	2024	12	1	15	26	19	12	72	1	7	4	-	-	169	36%	169
	2023	4	8	9	4	16	21	22	9	8	23	21	22	124	▲	167
Concealed Handgun Permits	2024	32	23	34	27	28	16	31	18	24	31	-	-	264	-15%	264
	2023	37	30	40	27	35	25	36	31	30	21	26	31	312	▼	369
Miscellaneous/ Other	2024	9	9	5	8	9	7	8	10	8	5	-	-	78	-3%	78
	2023	9	5	7	15	5	4	10	6	9	10	5	5	80	▼	90


Dispositions by Case Category																
Case Categories		Jan	Feb	Mar	Apr	May	Jun	Jul	Aug	Sep	Oct	Nov	Dec	Thru Oct	% Change	Total
Administrative Law	2024	-	-	-	-	-	-	-	-	-	-	-	-	0	-100%	0
	2023	1	-	-	-	-	-	-	-	-	-	-	-	1	▼	1
Contested Divorce	2024	-	2	-	1	1	-	1	3	-	2	-	-	10	67%	10
	2023	1	-	1	-	2	-	1	1	-	-	1	2	6	▲	9
Domestic and Family - Level 1	2024	-	-	5	-	-	1	2	1	-	-	-	-	9	29%	9
	2023	-	-	3	-	-	-	-	-	1	3	1	-	7	▲	8
Domestic and Family - Level 2	2024	-	1	-	1	1	2	-	1	-	-	-	-	6	200%	6
	2023	1	-	-	-	-	-	-	1	-	-	2	-	2	▲	4
Felonies and Related Matters	2024	11	1	11	19	4	7	69	-	2	3	-	-	127	32%	127
	2023	1	5	9	4	13	13	16	8	5	22	10	17	96	▲	123
General Civil - Level 1	2024	-	-	-	-	-	-	-	-	-	-	-	-	0	-100%	0
	2023	-	-	-	-	-	-	-	1	-	-	-	-	1	▼	1
General Civil - Level 2	2024	2	3	2	2	5	-	2	2	2	4	-	-	24	26%	24
	2023	3	2	2	5	-	-	2	3	-	2	1	-	19	▲	20
General Civil - Level 3	2024	1	-	-	-	3	3	1	2	1	1	-	-	12	-60%	12
	2023	-	14	2	3	4	-	4	-	2	1	-	1	30	▼	31
Miscellaneous Civil	2024	40	30	37	33	34	23	39	25	30	34	-	-	325	-11%	325
	2023	43	31	44	35	39	29	43	35	38	29	31	36	366	▼	433
Misdemeanor	2024	-	-	4	7	13	5	2	1	4	1	-	-	37	76%	37
	2023	2	3	-	-	2	5	6	-	2	1	3	4	21	▲	28
Other	2024	-	1	-	-	-	-	-	-	4	-	-	-	5	0%	5
	2023	1	2	-	1	-	-	-	-	1	-	-	-	5	↔	5
Other Criminally Related Matters	2024	1	-	-	-	2	-	1	-	1	-	-	-	5	-50%	5
	2023	1	1	-	-	1	3	1	1	1	1	9	1	10	▼	20
Probates/Wills & Trusts - Level 1	2024	-	-	1	-	-	-	-	-	-	-	-	-	1	1	1
	2023	-	-	-	-	-	-	-	-	-	-	-	-	0	↔	0
Probates/Wills & Trusts - Level 2	2024	1	-	1	1	-	1	-	1	-	-	-	-	5	-17%	5
	2023	1	1	2	1	1	-	-	-	-	-	-	-	6	▼	6
Protective Orders	2024	-	-	-	-	-	-	-	-	-	-	-	-	0	0	0
	2023	-	-	-	-	-	-	-	-	-	-	-	1	0	↔	1
Uncontested Divorce	2024	4	2	2	4	2	3	3	3	1	1	-	-	25	-14%	25
	2023	4	2	-	3	6	2	4	5	2	1	1	2	29	▼	32

Dashboard

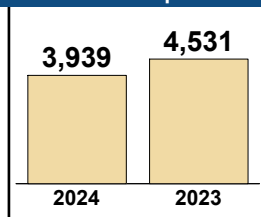
Court: Frederick Circuit
Start/End Date: Jan-23 / Oct-24
2023 Average Month: 446
Jan-Oct 2023: 4,531
Dispositions Trending: ▼

Circuit/Court ID: 26 226069
Type of Case: Dispositions
2024 Average Month: 394
Jan-Oct 2024 : 3,939
Overall AVG. Month: 422

Monthly Dispositions Summary



Jan --- Oct Dispositions



Dispositions by Division

Divisions		Jan	Feb	Mar	Apr	May	Jun	Jul	Aug	Sep	Oct	Nov	Dec	Thru Oct	% Change	Total
Total	2024	354	398	444	471	346	352	359	407	343	465	-	-	3,939	-13%	3,939
	2023	536	494	466	395	435	453	489	391	520	352	440	380	4,531	▼	5,351
Civil	2024	39	25	37	37	23	31	26	30	48	49	-	-	345	-33%	345
	2023	38	47	54	49	40	54	118	55	38	22	69	50	515	▼	634
Criminal	2024	141	168	165	156	167	136	147	156	132	197	-	-	1,565	-11%	1,565
	2023	223	175	126	148	182	196	162	144	248	147	157	138	1,751	▼	2,046
Concealed Handgun Permits	2024	140	155	200	154	117	138	136	179	133	176	-	-	1,528	-10%	1,528
	2023	227	214	217	140	156	149	136	114	187	150	171	157	1,690	▼	2,018
Miscellaneous/ Other	2024	34	50	41	123	39	47	50	41	30	43	-	-	498	-12%	498
	2023	45	58	69	58	55	53	72	77	47	33	42	35	567	▼	644
Others	2024	-	-	1	1	-	-	-	1	-	-	-	-	3	-63%	3
	2023	3	-	-	-	2	1	1	1	-	-	1	-	8	▼	9

Dispositions by Case Category

Case Categories		Jan	Feb	Mar	Apr	May	Jun	Jul	Aug	Sep	Oct	Nov	Dec	Thru Oct	% Change	Total
Administrative Law	2024	-	-	-	-	-	-	-	-	-	-	-	-	0	-100%	0
	2023	-	1	-	-	-	-	-	-	-	-	-	-	1	▼	1
Capital Murder	2024	-	-	-	-	-	-	-	-	-	1	-	-	1	1	1
	2023	-	-	-	-	-	-	-	-	-	-	-	-	0	↔	0
Contested Divorce	2024	8	2	4	11	5	9	5	10	5	9	-	-	68	-7%	68
	2023	9	7	9	5	8	9	12	7	7	-	8	7	73	▼	88
Domestic and Family - Level 1	2024	3	4	3	5	2	5	3	4	5	2	-	-	36	-18%	36
	2023	5	4	8	6	1	7	4	5	2	2	21	2	44	▼	67
Domestic and Family - Level 2	2024	1	2	2	2	-	3	2	2	3	-	-	-	17	-45%	17
	2023	4	2	1	4	2	3	2	10	2	1	9	5	31	▼	45
Felonies and Related Matters	2024	95	115	103	114	124	97	94	98	93	131	-	-	1,064	-17%	1,064
	2023	151	137	90	114	129	135	121	107	178	114	134	97	1,276	▼	1,507
General Civil - Level 1	2024	-	-	-	1	-	-	-	-	-	-	-	-	1	-67%	1
	2023	1	-	-	-	-	1	2	-	-	-	-	-	3	▼	3
General Civil - Level 2	2024	9	5	6	10	3	4	4	2	14	6	-	-	63	-41%	63
	2023	7	14	7	10	6	15	32	7	6	3	8	6	107	▼	121
General Civil - Level 3	2024	4	1	2	2	1	1	4	3	2	2	-	-	22	-51%	22
	2023	3	3	3	1	5	7	8	9	3	3	2	3	45	▼	50
Miscellaneous Civil	2024	158	179	229	179	137	171	163	197	150	216	-	-	1,779	-11%	1,779
	2023	256	239	252	167	190	181	184	147	220	172	196	180	2,008	▼	2,384
Misdemeanor	2024	31	43	52	37	37	31	44	47	35	56	-	-	413	-3%	413
	2023	64	35	30	24	47	57	41	30	66	30	19	41	424	▼	484
Other	2024	13	26	12	93	16	11	19	21	10	-	-	-	221	3%	221
	2023	18	27	27	27	21	15	23	38	9	9	13	12	214	▲	239
Other Criminally Related Matters	2024	16	10	11	5	6	8	9	11	4	10	-	-	90	53%	90
	2023	8	4	6	10	6	5	3	7	7	3	7	-	59	▲	66
Probates/Wills & Trusts - Level 1	2024	-	-	-	-	-	-	-	-	-	-	-	-	0	-100%	0
	2023	-	-	-	-	-	1	-	2	-	1	-	1	4	▼	5
Probates/Wills & Trusts - Level 2	2024	4	3	2	-	1	1	-	1	7	2	-	-	21	-49%	21
	2023	1	6	3	8	4	4	7	5	2	1	1	3	41	▼	45
Protective Orders	2024	1	1	-	-	-	-	-	1	-	-	-	-	3	-25%	3
	2023	-	-	-	-	-	-	1	1	2	-	1	1	4	▼	6
Uncontested Divorce	2024	11	7	18	12	14	11	12	10	15	30	-	-	140	-29%	140
	2023	10	15	30	19	15	14	47	18	15	14	21	22	197	▼	240

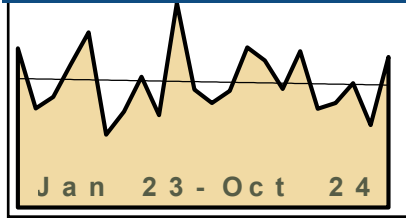
This report reflects the case management system. Numbers will update as reports are refreshed and posted. The case types reported may not necessitate judicial involvement.

Dashboard

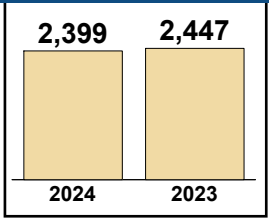
Court: Page Circuit
Start/End Date: Jan-23 / Oct-24
2023 Average Month: 239
Jan-Oct 2023: 2,447
Dispositions Trending: ⇔

Circuit/Court ID: 26 226139
Type of Case: Dispositions
2024 Average Month: 240
Jan-Oct 2024 : 2,399
Overall AVG. Month: 240

Monthly Dispositions Summary



Jan --- Oct Dispositions



Dispositions by Division

Divisions	Year	Jan	Feb	Mar	Apr	May	Jun	Jul	Aug	Sep	Oct	Nov	Dec	Thru Oct	% Change	Total
Total	2024	222	305	280	226	298	188	199	237	157	287	-	-	2,399	-2%	2,399
	2023	303	189	211	273	334	139	183	249	176	390	225	199	2,447	▼	2,871
Civil	2024	27	17	19	18	12	13	34	43	15	4	-	-	202	34%	202
	2023	16	16	11	5	21	7	16	14	28	17	22	24	151	▲	197
Criminal	2024	142	233	185	158	239	135	110	141	95	227	-	-	1,665	-1%	1,665
	2023	199	89	128	200	267	89	119	173	109	317	157	148	1,690	▼	1,995
Concealed Handgun Permits	2024	43	42	61	41	38	24	32	41	31	49	-	-	402	-19%	402
	2023	72	77	62	57	33	40	35	45	31	43	38	21	495	▼	554
Miscellaneous/ Other	2024	10	12	15	9	9	15	23	12	16	7	-	-	128	15%	128
	2023	16	7	10	11	13	3	13	17	8	13	8	6	111	▲	125
Others	2024	-	1	-	-	-	1	-	-	-	-	-	-	2	2	2
	2023	-	-	-	-	-	-	-	-	-	-	-	-	0	↔	0

Dispositions by Case Category

Case Categories	Year	Jan	Feb	Mar	Apr	May	Jun	Jul	Aug	Sep	Oct	Nov	Dec	Thru Oct	% Change	Total
Administrative Law	2024	-	-	-	-	-	-	1	-	-	-	-	-	1	1	1
	2023	-	-	-	-	-	-	-	-	-	-	-	-	0	↔	0
Contested Divorce	2024	2	2	1	2	-	1	7	4	1	1	-	-	21	31%	21
	2023	2	1	1	-	1	1	2	2	4	2	3	3	16	▲	22
Domestic and Family - Level 1	2024	2	1	-	-	5	-	4	6	2	-	-	-	20	82%	20
	2023	-	3	-	2	-	-	2	-	3	1	-	4	11	▲	15
Domestic and Family - Level 2	2024	7	2	4	4	1	5	4	4	1	-	-	-	32	113%	32
	2023	5	-	1	-	-	1	-	-	8	-	6	7	15	▲	28
Felonies and Related Matters	2024	87	170	117	116	175	96	65	95	70	183	-	-	1,174	1%	1,174
	2023	143	57	72	112	210	70	81	88	59	268	118	102	1,160	▲	1,380
General Civil - Level 1	2024	-	-	-	-	-	-	1	1	-	-	-	-	2	2	2
	2023	-	-	-	-	-	-	-	-	-	-	-	-	0	↔	0
General Civil - Level 2	2024	3	3	6	1	3	2	9	13	3	1	-	-	44	57%	44
	2023	3	3	3	2	5	1	1	5	2	3	1	-	28	▲	29
General Civil - Level 3	2024	11	7	4	2	1	1	9	6	-	-	-	-	41	37%	41
	2023	2	1	1	1	10	1	-	4	7	3	6	4	30	▲	40
Miscellaneous Civil	2024	51	50	72	50	44	38	45	52	46	56	-	-	504	-15%	504
	2023	87	84	71	65	45	43	47	59	39	55	46	26	595	▼	667
Misdemeanor	2024	55	64	68	44	62	36	45	47	25	44	-	-	490	9%	490
	2023	56	31	39	66	54	16	33	73	35	45	28	47	448	▲	523
Other	2024	-	2	-	1	-	1	4	2	1	-	-	-	11	11	11
	2023	-	-	-	-	-	-	-	-	-	-	-	1	0	↔	1
Other Criminally Related Matters	2024	-	-	-	-	2	4	-	1	-	-	-	-	7	-92%	7
	2023	-	2	17	22	3	3	5	12	15	4	11	1	83	▼	95
Probates/Wills & Trusts - Level 2	2024	-	2	-	-	-	1	1	1	1	-	-	-	6	0%	6
	2023	-	2	-	-	-	1	1	1	1	-	-	1	6	↔	7
Protective Orders	2024	-	-	-	1	-	-	-	1	-	-	-	-	2	2	2
	2023	-	-	-	-	-	-	-	-	-	-	-	-	0	↔	0
Uncontested Divorce	2024	4	2	8	5	5	3	4	4	7	2	-	-	44	-20%	44
	2023	5	5	6	3	6	2	11	5	3	9	6	3	55	▼	64

This report reflects the case management system. Numbers will update as reports are refreshed and posted. The case types reported may not necessitate judicial involvement.

Dashboard		Circuit/Court ID: 26 226165	
Court: Rockingham Circuit	Start/End Date: Jan-23 / Oct-24	Type of Case: Dispositions	
2023 Average Month: 712		2024 Average Month: 683	
Jan-Oct 2023: 7,060		Jan-Oct 2024 : 6,834	
Dispositions Trending: ▼		Overall AVG. Month: 699	

Monthly Dispositions Summary

Jan 23 - Oct 24

Jan --- Oct Dispositions

6,834	7,060
2024	2023

Dispositions by Division																
Divisions		Jan	Feb	Mar	Apr	May	Jun	Jul	Aug	Sep	Oct	Nov	Dec	Thru Oct	% Change	Total
Total	2024	673	745	781	683	698	622	679	621	634	698	-	-	6,834	-3%	6,834
	2023	689	638	829	710	672	744	639	826	632	681	612	869	7,060	▼	8,541
Civil	2024	55	48	61	52	100	33	80	83	70	55	-	-	637	-8%	637
	2023	58	61	85	66	58	77	86	62	74	63	63	70	690	▼	823
Criminal	2024	258	281	370	306	264	268	292	300	251	332	-	-	2,922	2%	2,922
	2023	278	203	332	262	232	382	268	374	234	307	257	292	2,872	▲	3,421
Concealed Handgun Permits	2024	186	188	187	188	190	136	170	138	171	154	-	-	1,708	-9%	1,708
	2023	170	215	232	213	236	156	147	172	173	170	173	153	1,884	▼	2,210
Miscellaneous/ Other	2024	174	228	163	137	144	185	137	100	142	156	-	-	1,566	-3%	1,566
	2023	183	159	180	168	146	129	138	218	151	140	119	354	1,612	▼	2,085
Others	2024	-	-	-	-	-	-	-	-	-	-	-	-	1	-50%	1
	2023	-	-	-	1	-	-	-	-	-	-	-	-	2	▼	2

Dispositions by Case Category																
Case Categories		Jan	Feb	Mar	Apr	May	Jun	Jul	Aug	Sep	Oct	Nov	Dec	Thru Oct	% Change	Total
Administrative Law	2024	-	1	1	-	-	-	-	1	1	3	-	-	7	40%	7
	2023	-	-	-	2	1	-	2	-	-	-	1	-	5	▲	6
Capital Murder	2024	-	4	-	-	-	-	2	-	-	2	-	-	8	700%	8
	2023	-	1	-	-	-	-	-	-	-	-	-	-	1	▲	1
Contested Divorce	2024	6	7	11	5	24	4	12	20	10	6	-	-	105	8%	105
	2023	9	10	16	9	10	11	9	9	6	8	10	15	97	▲	122
Domestic and Family - Level 1	2024	2	2	4	19	23	6	5	5	14	8	-	-	88	-27%	88
	2023	5	22	12	11	8	5	29	4	10	15	2	9	121	▼	132
Domestic and Family - Level 2	2024	13	-	4	4	10	3	2	7	7	5	-	-	55	22%	55
	2023	3	3	6	1	4	14	5	2	5	2	1	4	45	▲	50
Felonies and Related Matters	2024	199	228	303	237	188	201	207	221	194	247	-	-	2,225	0%	2,225
	2023	221	144	255	185	177	308	218	302	176	236	183	217	2,222	▲	2,622
General Civil - Level 1	2024	-	1	-	-	3	-	2	2	1	-	-	-	9	-10%	9
	2023	3	-	-	-	-	-	-	3	3	1	-	-	10	▼	10
General Civil - Level 2	2024	12	15	15	5	10	12	12	16	9	11	-	-	117	5%	117
	2023	9	8	11	13	15	12	10	12	14	7	14	14	111	▲	139
General Civil - Level 3	2024	10	5	7	3	6	2	11	10	6	3	-	-	63	-10%	63
	2023	5	8	7	8	9	4	5	7	8	9	5	8	70	▼	83
Miscellaneous Civil	2024	229	248	232	231	233	183	230	186	222	205	-	-	2,199	-7%	2,199
	2023	217	252	281	271	275	191	189	241	229	210	202	189	2,356	▼	2,747
Misdemeanor	2024	48	45	60	63	66	61	74	68	51	74	-	-	610	7%	610
	2023	47	52	70	72	44	66	44	65	44	64	59	62	568	▲	689
Other	2024	124	160	112	94	92	132	69	47	88	103	-	-	1,021	-6%	1,021
	2023	131	113	126	106	99	89	93	142	90	94	86	312	1,083	▼	1,481
Other Criminally Related Matters	2024	11	4	7	8	10	6	10	11	8	10	-	-	85	2%	85
	2023	11	6	8	5	11	8	6	7	14	7	15	13	83	▲	111
Probates/Wills & Trusts - Level 1	2024	-	1	-	-	1	-	-	-	-	-	-	-	2	100%	2
	2023	-	-	-	-	-	-	-	-	-	-	-	-	1	▲	1
Probates/Wills & Trusts - Level 2	2024	1	3	3	4	2	1	2	2	1	2	-	-	21	-19%	21
	2023	2	-	6	3	2	2	2	3	3	3	4	1	26	▼	31
Protective Orders	2024	1	-	1	1	-	-	5	3	1	-	-	-	12	-43%	12
	2023	-	2	2	-	1	3	7	3	-	3	1	1	21	▼	23
Uncontested Divorce	2024	17	21	21	9	30	11	36	22	21	19	-	-	207	-14%	207
	2023	26	17	29	24	15	31	20	26	30	22	29	24	240	▼	293

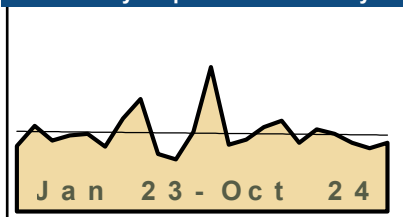
This report reflects the case management system. Numbers will update as reports are refreshed and posted. The case types reported may not necessitate judicial involvement.

Dashboard

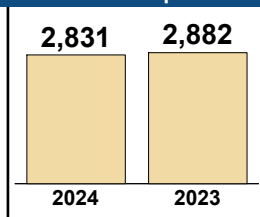
Court: Shenandoah Circuit
Start/End Date: Jan-23 / Oct-24
2023 Average Month: 311
Jan-Oct 2023: 2,882
Dispositions Trending: ↔

Circuit/Court ID: 26 226171
Type of Case: Dispositions
2024 Average Month: 283
Jan-Oct 2024 : 2,831
Overall AVG. Month: 298

Monthly Dispositions Summary



Jan --- Oct Dispositions



Dispositions by Division

Divisions		Jan	Feb	Mar	Apr	May	Jun	Jul	Aug	Sep	Oct	Nov	Dec	Thru Oct	% Change	Total
Total	2024	254	274	321	346	262	313	296	262	241	262	-	-	2,831	-2%	2,831
	2023	250	327	270	290	296	247	355	429	219	199	303	550	2,882	▼	3,735
Civil	2024	17	13	20	25	26	41	25	18	18	18	-	-	221	-7%	221
	2023	18	15	43	18	16	37	17	24	15	34	12	23	237	▼	272
Criminal	2024	78	76	122	122	116	88	148	103	62	78	-	-	993	-3%	993
	2023	130	85	99	100	74	77	138	157	87	74	140	273	1,021	▼	1,434
Concealed Handgun Permits	2024	64	112	84	134	65	112	43	64	93	90	-	-	861	-16%	861
	2023	56	196	90	105	171	77	132	76	68	58	121	90	1,029	▼	1,240
Miscellaneous/ Other	2024	91	66	93	64	53	61	74	61	67	72	-	-	702	20%	702
	2023	46	31	38	67	35	56	65	166	49	33	30	164	586	▲	780
Others	2024	4	7	2	1	2	11	6	16	1	4	-	-	54	500%	54
	2023	-	-	-	-	-	-	3	6	-	-	-	-	9	▲	9

Dispositions by Case Category

Case Categories		Jan	Feb	Mar	Apr	May	Jun	Jul	Aug	Sep	Oct	Nov	Dec	Thru Oct	% Change	Total
Administrative Law	2024	-	1	1	-	-	-	-	1	-	-	-	-	3	200%	3
	2023	-	-	-	-	-	1	-	-	-	-	-	-	1	▲	1
Capital Murder	2024	-	-	-	-	-	-	-	-	1	3	-	-	4	-56%	4
	2023	8	-	1	-	-	-	-	-	-	-	-	-	9	▼	9
Contested Divorce	2024	1	2	7	3	5	6	3	1	1	4	-	-	33	10%	33
	2023	3	-	9	3	2	6	2	1	1	3	3	4	30	▲	37
Domestic and Family - Level 1	2024	-	1	3	6	2	15	5	-	1	1	-	-	34	-49%	34
	2023	11	11	13	-	4	3	3	12	-	10	2	6	67	▼	75
Domestic and Family - Level 2	2024	-	-	1	2	2	1	1	-	-	1	-	-	8	-47%	8
	2023	2	-	-	3	2	3	-	1	-	4	1	1	15	▼	17
Felonies and Related Matters	2024	50	53	77	78	72	52	85	49	27	45	-	-	588	-19%	588
	2023	113	59	74	54	61	46	66	121	73	60	112	151	727	▼	990
General Civil - Level 1	2024	-	-	-	1	-	1	-	-	1	-	-	-	3	200%	3
	2023	-	-	-	-	-	1	-	-	-	-	-	-	1	▲	1
General Civil - Level 2	2024	5	6	2	5	5	10	7	2	2	5	-	-	49	40%	49
	2023	-	2	4	1	6	9	3	1	5	4	1	-	35	▲	36
General Civil - Level 3	2024	6	3	2	1	1	2	4	1	1	3	-	-	24	100%	24
	2023	2	-	1	1	-	4	-	1	1	2	1	2	12	▲	15
Miscellaneous Civil	2024	82	137	103	161	79	140	70	83	107	105	-	-	1,067	-9%	1,067
	2023	70	211	102	118	179	97	153	95	75	70	129	99	1,170	▼	1,398
Misdemeanor	2024	28	18	37	29	42	19	43	53	22	27	-	-	318	26%	318
	2023	8	20	24	34	13	23	69	35	16	11	27	118	253	▲	398
Other	2024	75	47	72	38	41	41	54	57	52	59	-	-	536	22%	536
	2023	28	14	26	55	24	31	48	153	39	22	22	155	440	▲	617
Other Criminally Related Matters	2024	-	5	8	15	2	17	21	1	12	3	-	-	84	105%	84
	2023	1	6	-	15	-	10	3	3	-	3	1	4	41	▲	46
Probates/Wills & Trusts - Level 1	2024	-	-	-	-	-	-	-	-	1	-	-	-	1	-67%	1
	2023	-	-	-	-	-	-	1	-	2	-	-	-	3	▼	3
Probates/Wills & Trusts - Level 2	2024	-	-	2	1	2	2	-	3	3	1	-	-	14	56%	14
	2023	1	-	1	1	1	1	2	-	-	2	-	2	9	▲	11
Protective Orders	2024	-	-	-	-	-	-	-	-	-	-	-	-	0	0	0
	2023	-	-	-	-	-	-	-	-	-	-	-	1	0	↔	1
Uncontested Divorce	2024	7	1	6	6	9	7	3	11	10	5	-	-	65	-6%	65
	2023	3	4	15	5	4	12	5	6	7	8	4	7	69	▼	80

This report reflects the case management system. Numbers will update as reports are refreshed and posted. The case types reported may not necessitate judicial involvement.

Dashboard		Monthly Dispositions Summary		Jan --- Oct Dispositions	
<p>Court: Warren Circuit Start/End Date: Jan-23 / Oct-24 2023 Average Month: 333 Jan-Oct 2023: 3,336 Dispositions Trending: ▼</p>	<p>Circuit/Court ID: 26 226187 Type of Case: Dispositions 2024 Average Month: 307 Jan-Oct 2024 : 3,071 Overall AVG. Month: 321</p>	<p>Jan 23 - Oct 24</p>		<p>3,071 (2024) vs 3,336 (2023)</p>	

Dispositions by Division																
Divisions		Jan	Feb	Mar	Apr	May	Jun	Jul	Aug	Sep	Oct	Nov	Dec	Thru Oct	% Change	Total
Total	2024	333	287	371	428	208	238	334	318	237	317	-	-	3,071	-8%	3,071
	2023	328	272	522	282	409	280	292	328	278	345	276	383	3,336	▼	3,995
Civil	2024	20	28	28	37	18	26	23	38	24	23	-	-	265	-40%	265
	2023	27	29	61	39	70	36	43	60	37	41	21	18	443	▼	482
Criminal	2024	149	103	190	200	105	110	154	146	115	142	-	-	1,414	9%	1,414
	2023	147	122	147	135	157	117	104	117	143	103	102	157	1,292	▲	1,551
Concealed Handgun Permits	2024	88	86	77	93	42	34	82	78	42	88	-	-	710	-13%	710
	2023	105	70	159	36	105	61	68	74	26	108	75	62	812	▼	949
Miscellaneous/ Other	2024	73	70	76	98	43	68	75	56	56	64	-	-	679	-14%	679
	2023	49	51	155	72	77	66	76	75	72	92	78	146	785	▼	1,009
Others	2024	3	-	-	-	-	-	-	-	-	-	-	-	3	-25%	3
	2023	-	-	-	-	-	-	1	2	-	1	-	-	4	▼	4

Dispositions by Case Category																
Case Categories		Jan	Feb	Mar	Apr	May	Jun	Jul	Aug	Sep	Oct	Nov	Dec	Thru Oct	% Change	Total
Administrative Law	2024	-	1	-	-	-	-	-	-	-	-	-	-	1	-80%	1
	2023	-	-	-	3	1	-	1	-	-	-	-	-	5	▼	5
Capital Murder	2024	-	-	-	-	-	-	1	-	1	-	-	-	2	2	2
	2023	-	-	-	-	-	-	-	-	-	-	-	-	0	↔	0
Contested Divorce	2024	5	3	3	4	1	2	1	2	2	2	-	-	25	-48%	25
	2023	6	1	3	3	11	6	7	6	4	1	4	-	48	▼	52
Domestic and Family - Level 1	2024	4	10	2	4	1	12	7	18	2	5	-	-	65	-27%	65
	2023	4	11	13	2	16	2	5	7	9	20	4	2	89	▼	95
Domestic and Family - Level 2	2024	2	1	-	1	1	2	1	-	-	2	-	-	10	-70%	10
	2023	1	-	2	12	5	2	2	6	2	1	1	2	33	▼	36
Felonies and Related Matters	2024	106	74	142	154	63	84	86	108	76	88	-	-	981	3%	981
	2023	110	88	98	106	121	73	83	85	113	71	80	121	948	▲	1,149
General Civil - Level 1	2024	-	-	-	-	-	-	-	-	-	1	-	-	1	1	1
	2023	-	-	-	-	-	-	-	-	-	-	-	-	0	↔	0
General Civil - Level 2	2024	2	2	7	9	9	1	4	4	4	5	-	-	47	-50%	47
	2023	7	4	14	3	12	14	10	20	3	7	2	3	94	▼	99
General Civil - Level 3	2024	-	4	4	8	1	2	1	9	4	3	-	-	36	-40%	36
	2023	2	6	12	7	2	5	6	1	11	8	2	2	60	▼	64
Miscellaneous Civil	2024	111	104	106	117	52	51	108	97	63	115	-	-	924	-16%	924
	2023	120	87	205	70	128	85	94	109	57	139	95	77	1,094	▼	1,266
Misdemeanor	2024	34	23	40	44	22	20	61	24	22	48	-	-	338	32%	338
	2023	32	18	42	26	22	26	19	23	24	25	22	30	257	▲	309
Other	2024	55	51	44	74	32	50	46	37	36	35	-	-	460	-3%	460
	2023	32	31	103	34	51	38	46	41	40	59	58	130	475	▼	663
Other Criminally Related Matters	2024	9	6	8	2	20	6	6	14	16	6	-	-	93	4%	93
	2023	5	16	7	3	14	18	2	10	7	7	-	6	89	▲	95
Probates/Wills & Trusts - Level 1	2024	-	-	1	-	-	-	-	-	-	-	-	-	1	-50%	1
	2023	-	2	-	-	-	-	-	-	-	-	-	-	2	▼	2
Probates/Wills & Trusts - Level 2	2024	-	3	-	1	2	1	1	-	3	-	-	-	11	-45%	11
	2023	2	1	1	1	4	4	3	2	1	1	2	4	20	▼	26
Uncontested Divorce	2024	5	5	14	10	4	7	11	5	8	7	-	-	76	-38%	76
	2023	7	7	22	12	22	7	14	18	7	6	6	6	122	▼	134

This report reflects the case management system. Numbers will update as reports are refreshed and posted. The case types reported may not necessitate judicial involvement.

Dashboard		Monthly Dispositions Summary		Jan --- Oct Dispositions					
<p>Court: Winchester Circuit Start/End Date: Jan-23 / Oct-24 2023 Average Month: 196 Jan-Oct 2023: 1,981 Dispositions Trending: ↔</p>	<p>Circuit/Court ID: 26 226840 Type of Case: Dispositions 2024 Average Month: 197 Jan-Oct 2024 : 1,968 Overall AVG. Month: 196</p>	<p>Jan 23 - Oct 24</p>		<table border="1" style="margin: auto;"> <tr> <td style="width: 50%; text-align: center;">1,968</td> <td style="width: 50%; text-align: center;">1,981</td> </tr> <tr> <td style="text-align: center;">2024</td> <td style="text-align: center;">2023</td> </tr> </table>		1,968	1,981	2024	2023
1,968	1,981								
2024	2023								

Dispositions by Division																
Divisions		Jan	Feb	Mar	Apr	May	Jun	Jul	Aug	Sep	Oct	Nov	Dec	Thru Oct	% Change	Total
Total	2024	167	174	245	206	162	177	239	215	166	217	-	-	1,968	-1%	1,968
	2023	190	206	199	221	223	181	163	185	208	205	186	182	1,981	▼	2,349
Civil	2024	15	23	27	21	17	23	17	16	7	18	-	-	184	-21%	184
	2023	21	25	22	16	51	22	9	26	23	19	36	22	234	▼	292
Criminal	2024	101	88	157	140	88	104	132	134	115	151	-	-	1,210	2%	1,210
	2023	112	127	120	152	81	93	110	104	144	145	95	108	1,188	▲	1,391
Concealed Handgun Permits	2024	22	22	27	20	32	16	46	27	13	19	-	-	244	12%	244
	2023	38	27	24	27	23	16	15	15	18	15	20	21	218	▲	259
Miscellaneous/Other	2024	29	40	34	24	22	33	40	38	31	28	-	-	319	-3%	319
	2023	17	27	31	26	66	50	29	35	23	25	34	30	329	▼	393
Others	2024	-	1	-	1	3	1	4	-	-	1	-	-	11	-8%	11
	2023	2	-	2	-	2	-	-	5	-	1	1	1	12	▼	14

Dispositions by Case Category																
Case Categories		Jan	Feb	Mar	Apr	May	Jun	Jul	Aug	Sep	Oct	Nov	Dec	Thru Oct	% Change	Total
Administrative Law	2024	-	-	-	-	-	-	-	-	-	-	-	-	0	-100%	0
	2023	-	-	-	-	1	-	-	-	1	-	-	-	2	▼	2
Capital Murder	2024	-	-	-	-	-	-	-	-	-	-	-	-	0	-100%	0
	2023	-	-	-	2	-	-	1	-	-	-	-	-	3	▼	3
Contested Divorce	2024	1	1	1	5	1	2	1	1	1	-	-	-	14	-46%	14
	2023	2	1	2	2	8	-	2	6	-	3	4	3	26	▼	33
Domestic and Family - Level 1	2024	-	-	14	2	2	2	4	4	-	-	-	-	28	-36%	28
	2023	4	2	4	4	10	1	-	3	6	10	17	-	44	▼	61
Domestic and Family - Level 2	2024	-	-	2	2	1	1	3	3	-	5	-	-	17	-15%	17
	2023	1	-	6	2	2	1	1	3	3	1	3	1	20	▼	24
Felonies and Related Matters	2024	73	71	122	110	67	84	87	97	91	108	-	-	910	-1%	910
	2023	71	102	89	111	68	87	96	87	104	105	68	89	920	▼	1,077
General Civil - Level 1	2024	-	1	1	-	1	3	2	1	1	1	-	-	11	22%	11
	2023	-	1	1	-	5	-	-	1	1	-	1	2	9	▲	12
General Civil - Level 2	2024	2	7	5	1	3	3	1	2	2	4	-	-	30	-30%	30
	2023	1	8	6	5	7	6	1	4	3	2	2	4	43	▼	49
General Civil - Level 3	2024	2	2	1	3	2	1	3	1	2	3	-	-	20	67%	20
	2023	1	3	1	1	4	2	-	-	-	-	2	1	12	▲	15
Miscellaneous Civil	2024	26	36	42	26	41	31	59	36	21	32	-	-	350	3%	350
	2023	42	37	31	38	53	42	28	26	23	21	31	32	341	▲	404
Misdemeanor	2024	22	14	31	24	22	24	36	36	21	32	-	-	262	13%	262
	2023	39	22	28	32	11	5	10	13	32	40	26	15	232	▲	273
Other	2024	26	28	17	17	15	18	31	29	21	14	-	-	216	2%	216
	2023	15	18	24	13	37	23	15	29	18	20	24	20	212	▲	256
Other Criminally Related Matters	2024	6	3	4	7	2	3	9	1	3	12	-	-	50	43%	50
	2023	2	5	3	7	2	1	3	4	8	-	2	4	35	▲	41
Probates/Wills & Trusts - Level 2	2024	3	2	1	3	1	1	1	-	-	4	-	-	16	-24%	16
	2023	5	2	1	2	5	1	-	1	3	1	-	4	21	▼	25
Protective Orders	2024	1	-	-	-	-	-	-	-	-	-	-	-	1	1	1
	2023	-	-	-	-	-	-	-	-	-	-	-	2	0	↔	2
Uncontested Divorce	2024	5	9	4	6	4	4	2	4	3	2	-	-	43	-30%	43
	2023	7	5	3	2	10	12	6	8	6	2	6	5	61	▼	72

This report reflects the case management system. Numbers will update as reports are refreshed and posted. The case types reported may not necessitate judicial involvement.

Dashboard		Monthly Dispositions Summary		Jan --- Oct Dispositions					
<p>Court: Bland Circuit Start/End Date: Jan-23 / Oct-24 2023 Average Month: 39 Jan-Oct 2023: 400 Dispositions Trending: ▲</p>	<p>Circuit/Court ID: 27 227021 Type of Case: Dispositions 2024 Average Month: 41 Jan-Oct 2024 : 411 Overall AVG. Month: 40</p>	<p>Jan 23 - Oct 24</p>		<table border="1" style="margin: auto;"> <tr> <td style="text-align: center; width: 50px;">411</td> <td style="text-align: center; width: 50px;">400</td> </tr> <tr> <td style="text-align: center;">2024</td> <td style="text-align: center;">2023</td> </tr> </table>		411	400	2024	2023
411	400								
2024	2023								

Dispositions by Division																
Divisions		Jan	Feb	Mar	Apr	May	Jun	Jul	Aug	Sep	Oct	Nov	Dec	Thru Oct	% Change	Total
Total	2024	27	44	51	35	19	61	57	39	35	43	-	-	411	3%	411
	2023	26	35	65	49	42	56	15	40	26	46	31	37	400	▲	468
Civil	2024	3	6	5	2	3	8	17	2	-	4	-	-	50	22%	50
	2023	1	5	-	7	1	8	1	7	2	9	2	5	41	▲	48
Criminal	2024	10	9	20	-	1	29	9	13	22	8	-	-	121	51%	121
	2023	-	5	13	8	4	23	1	15	2	9	2	11	80	▲	93
Concealed Handgun Permits	2024	12	27	22	28	14	19	26	22	13	24	-	-	207	-14%	207
	2023	22	23	49	29	33	18	11	13	20	24	25	16	242	▼	283
Miscellaneous/ Other	2024	2	2	4	5	1	5	5	2	-	6	-	-	32	-14%	32
	2023	3	2	3	5	4	7	2	5	2	4	2	5	37	▼	44
Others	2024	-	-	-	-	-	-	-	-	-	1	-	-	1	1	1
	2023	-	-	-	-	-	-	-	-	-	-	-	-	0	↔	0

Dispositions by Case Category																
Case Categories		Jan	Feb	Mar	Apr	May	Jun	Jul	Aug	Sep	Oct	Nov	Dec	Thru Oct	% Change	Total
Administrative Law	2024	-	-	-	-	-	-	-	-	-	-	-	-	0	-100%	0
	2023	-	-	-	-	-	-	-	-	-	1	-	-	1	▼	1
Capital Murder	2024	1	-	-	-	-	-	-	-	-	-	-	-	1	1	1
	2023	-	-	-	-	-	-	-	-	-	-	-	-	0	↔	0
Contested Divorce	2024	1	1	-	-	-	3	1	-	-	1	-	-	7	-22%	7
	2023	-	-	-	1	-	2	1	3	-	2	-	-	9	▼	9
Domestic and Family - Level 1	2024	-	-	-	-	-	1	-	-	-	1	-	-	2	-71%	2
	2023	-	-	-	1	-	4	-	-	-	2	-	-	7	▼	7
Domestic and Family - Level 2	2024	-	-	1	-	1	1	-	1	-	-	-	-	4	33%	4
	2023	-	2	-	-	-	-	-	-	1	-	1	1	3	▲	5
Felonies and Related Matters	2024	8	9	14	-	1	25	6	7	22	7	-	-	99	41%	99
	2023	-	3	11	8	4	23	1	12	2	6	2	6	70	▲	78
General Civil - Level 1	2024	-	-	-	-	-	-	1	-	-	-	-	-	1	1	1
	2023	-	-	-	-	-	-	-	-	-	-	-	-	0	↔	0
General Civil - Level 2	2024	2	3	3	1	2	2	1	-	-	-	-	-	14	56%	14
	2023	1	2	-	2	-	-	-	1	1	2	-	2	9	▲	11
General Civil - Level 3	2024	1	1	1	1	-	-	1	-	-	1	-	-	6	50%	6
	2023	-	1	-	-	-	-	-	2	-	1	-	1	4	▲	5
Miscellaneous Civil	2024	13	28	24	32	15	23	31	24	13	29	-	-	232	-15%	232
	2023	24	25	52	33	37	25	12	17	21	27	27	21	273	▼	321
Misdemeanor	2024	1	-	5	-	-	4	3	6	-	1	-	-	20	233%	20
	2023	-	2	2	-	-	-	-	-	-	2	-	5	6	▲	11
Other	2024	-	-	-	-	-	-	-	-	-	1	-	-	1	0%	1
	2023	-	-	-	1	-	-	-	-	-	-	-	-	1	↔	1
Other Criminally Related Matters	2024	-	-	1	-	-	-	-	-	-	-	-	-	1	-75%	1
	2023	-	-	-	-	-	-	-	3	-	1	-	-	4	▼	4
Probates/Wills & Trusts - Level 2	2024	-	-	1	-	-	-	1	-	-	-	-	-	2	0%	2
	2023	-	-	-	-	1	-	1	-	-	-	-	1	2	↔	3
Uncontested Divorce	2024	-	2	1	1	-	2	12	1	-	2	-	-	21	91%	21
	2023	1	-	-	3	-	2	-	2	-	3	1	-	11	▲	12

CPSS-CCMS-10.11 CASELOAD STATISTICS OF THE CIRCUIT COURTS

Carroll

January 2023 -- October 2024 Dispositions


Alexandria and Fairfax Circuit are not Included in State Totals

Dashboard

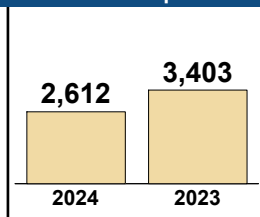
Court: Carroll Circuit
Start/End Date: Jan-23 / Oct-24
2023 Average Month: 324
Jan-Oct 2023: 3,403
Dispositions Trending: ▼

Circuit/Court ID: 27 227035
Type of Case: Dispositions
2024 Average Month: 261
Jan-Oct 2024 : 2,612
Overall AVG. Month: 295

Monthly Dispositions Summary



Jan --- Oct Dispositions



Dispositions by Division

Divisions		Jan	Feb	Mar	Apr	May	Jun	Jul	Aug	Sep	Oct	Nov	Dec	Thru Oct	% Change	Total
Total	2024	249	355	239	332	250	257	230	283	196	221	-	-	2,612	-23%	2,612
	2023	370	361	374	361	333	287	335	433	286	263	251	228	3,403	▼	3,882
Civil	2024	7	31	15	19	21	26	30	21	21	11	-	-	202	-30%	202
	2023	31	13	17	29	10	57	35	37	23	35	21	17	287	▼	325
Criminal	2024	71	114	89	139	105	141	97	137	81	125	-	-	1,099	-29%	1,099
	2023	135	191	125	161	162	90	147	262	123	152	98	96	1,548	▼	1,742
Concealed Handgun Permits	2024	141	85	93	121	84	47	45	79	60	56	-	-	811	-27%	811
	2023	157	113	184	127	117	96	111	75	101	34	97	53	1,115	▼	1,265
Miscellaneous/ Other	2024	30	125	42	52	39	42	57	46	34	27	-	-	494	9%	494
	2023	47	44	48	43	44	44	42	59	39	42	35	62	452	▲	549
Others	2024	-	-	-	1	1	1	1	-	-	2	-	-	6	500%	6
	2023	-	-	-	1	-	-	-	-	-	-	-	-	1	▲	1

Dispositions by Case Category

Case Categories		Jan	Feb	Mar	Apr	May	Jun	Jul	Aug	Sep	Oct	Nov	Dec	Thru Oct	% Change	Total
Administrative Law	2024	-	-	-	-	-	-	1	1	-	-	-	-	2	100%	2
	2023	-	-	-	-	-	-	-	-	1	-	-	-	1	▲	1
Capital Murder	2024	-	-	-	-	-	-	-	-	-	-	-	-	0	-100%	0
	2023	-	-	-	-	-	-	-	2	-	-	-	-	2	▼	2
Contested Divorce	2024	2	3	1	4	-	-	1	1	2	3	-	-	17	-47%	17
	2023	5	2	3	3	2	6	5	1	1	4	3	3	32	▼	38
Domestic and Family - Level 1	2024	-	4	3	1	-	7	13	1	-	-	-	-	29	-62%	29
	2023	16	4	2	3	1	25	5	8	4	9	-	-	77	▼	77
Domestic and Family - Level 2	2024	-	3	3	4	1	3	2	1	2	-	-	-	19	-32%	19
	2023	3	1	3	7	1	7	1	1	1	3	3	3	28	▼	34
Felonies and Related Matters	2024	59	94	63	125	94	116	72	116	66	103	-	-	908	-27%	908
	2023	106	163	101	135	130	54	116	215	95	132	86	61	1,247	▼	1,394
General Civil - Level 1	2024	-	2	-	-	1	-	1	1	-	-	-	-	5	25%	5
	2023	1	-	-	-	-	1	-	1	2	-	-	1	4	▲	5
General Civil - Level 2	2024	2	9	3	5	1	3	2	4	2	3	-	-	34	13%	34
	2023	2	1	1	3	-	5	3	6	2	7	6	3	30	▲	39
General Civil - Level 3	2024	-	5	3	-	7	-	3	3	1	-	-	-	22	16%	22
	2023	-	-	1	2	1	4	1	5	3	2	1	1	19	▲	21
Miscellaneous Civil	2024	145	97	106	147	106	69	69	90	75	74	-	-	978	-24%	978
	2023	177	123	202	150	130	110	129	96	114	48	112	64	1,279	▼	1,455
Misdemeanor	2024	12	13	15	5	4	10	11	9	5	15	-	-	99	-46%	99
	2023	21	20	18	13	8	18	17	38	14	16	12	16	183	▼	211
Other	2024	27	110	27	27	19	21	34	34	19	10	-	-	328	15%	328
	2023	27	34	29	20	32	28	24	38	25	28	21	51	285	▲	357
Other Criminally Related Matters	2024	-	7	11	9	7	15	14	12	12	7	-	-	94	-20%	94
	2023	8	8	6	13	24	18	15	7	14	4	-	19	117	▼	136
Probates/Wills & Trusts - Level 1	2024	-	1	-	-	-	-	-	-	-	-	-	-	1	-67%	1
	2023	-	-	-	-	-	2	-	-	-	-	-	-	3	▼	3
Probates/Wills & Trusts - Level 2	2024	-	-	1	-	4	4	1	1	3	-	-	-	14	-13%	14
	2023	-	-	-	4	-	-	2	4	1	5	-	-	16	▼	16
Uncontested Divorce	2024	2	7	3	5	6	9	6	9	9	6	-	-	62	-23%	62
	2023	5	5	8	8	4	9	17	11	9	4	7	6	80	▼	93


This report reflects the case management system. Numbers will update as reports are refreshed and posted. The case types reported may not necessitate judicial involvement.

Dashboard

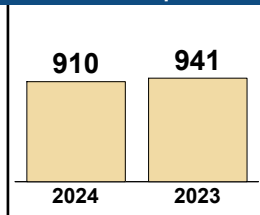
Court: Floyd Circuit
Start/End Date: Jan-23 / Oct-24
2023 Average Month: 92
Jan-Oct 2023: 941
Dispositions Trending: ▼

Circuit/Court ID: 27 227063
Type of Case: Dispositions
2024 Average Month: 91
Jan-Oct 2024 : 910
Overall AVG. Month: 91

Monthly Dispositions Summary



Jan --- Oct Dispositions



Dispositions by Division

Divisions		Jan	Feb	Mar	Apr	May	Jun	Jul	Aug	Sep	Oct	Nov	Dec	Thru Oct	% Change	Total
Total	2024	74	102	100	121	67	53	145	60	107	81	-	-	910	-3%	910
	2023	118	103	116	96	90	91	47	98	67	115	83	76	941	▼	1,100
Civil	2024	12	19	9	22	7	5	29	4	14	14	-	-	135	45%	135
	2023	12	7	7	14	13	6	4	7	12	11	4	12	93	▲	109
Criminal	2024	20	32	35	26	17	16	45	27	36	26	-	-	280	-21%	280
	2023	28	62	31	34	35	31	6	47	24	55	46	35	353	▼	434
Concealed Handgun Permits	2024	30	46	45	63	37	25	52	25	44	34	-	-	401	2%	401
	2023	68	23	70	39	26	47	29	34	26	33	29	21	395	▲	445
Miscellaneous/ Other	2024	12	5	11	10	6	7	19	4	13	7	-	-	94	-6%	94
	2023	10	11	8	9	16	7	8	10	5	16	4	8	100	▼	112

Dispositions by Case Category

Case Categories		Jan	Feb	Mar	Apr	May	Jun	Jul	Aug	Sep	Oct	Nov	Dec	Thru Oct	% Change	Total
Contested Divorce	2024	-	1	3	1	-	-	4	-	-	1	-	-	10	-29%	10
	2023	2	1	-	3	2	-	2	1	2	1	-	2	14	▼	16
Domestic and Family - Level 1	2024	1	13	2	13	4	-	12	1	8	4	-	-	58	263%	58
	2023	5	-	1	-	4	-	-	-	2	4	-	2	16	▲	18
Domestic and Family - Level 2	2024	-	-	-	1	-	-	2	-	1	2	-	-	6	-57%	6
	2023	1	1	1	4	2	2	-	1	1	1	-	-	14	▼	14
Felonies and Related Matters	2024	8	16	22	18	9	9	34	21	27	23	-	-	187	-18%	187
	2023	10	24	15	28	29	22	4	36	22	37	29	26	227	▼	282
General Civil - Level 1	2024	-	1	-	-	-	-	-	-	-	-	-	-	1	1	1
	2023	-	-	-	-	-	-	-	-	-	-	-	-	0	↔	0
General Civil - Level 2	2024	7	-	1	-	1	-	1	-	1	-	-	-	11	-31%	11
	2023	2	1	1	3	2	2	1	2	-	2	1	4	16	▼	21
General Civil - Level 3	2024	2	1	1	1	-	2	2	-	-	1	-	-	10	-9%	10
	2023	1	-	1	-	5	1	1	-	1	1	1	-	11	▼	12
Miscellaneous Civil	2024	38	50	56	73	43	32	70	29	57	41	-	-	489	1%	489
	2023	77	34	78	48	35	53	36	44	31	48	32	27	484	▲	543
Misdemeanor	2024	11	13	13	8	7	7	10	6	9	3	-	-	87	-28%	87
	2023	17	36	16	4	6	9	2	11	2	17	17	9	120	▼	146
Other	2024	-	-	-	-	-	-	-	-	-	-	-	-	0	-100%	0
	2023	-	1	-	-	1	1	-	-	1	-	-	-	4	▼	4
Other Criminally Related Matters	2024	1	3	-	-	1	-	1	-	-	-	-	-	6	0%	6
	2023	1	2	-	2	-	-	-	-	-	1	-	-	6	↔	6
Probates/Wills & Trusts - Level 1	2024	-	-	-	-	-	-	-	-	-	-	-	-	0	-100%	0
	2023	-	-	-	-	-	-	-	-	1	-	-	-	1	▼	1
Probates/Wills & Trusts - Level 2	2024	-	1	-	-	-	-	1	-	1	3	-	-	6	-14%	6
	2023	2	-	1	1	1	-	-	1	1	-	1	4	7	▼	12
Protective Orders	2024	-	-	1	-	-	1	1	-	1	-	-	-	4	100%	4
	2023	-	-	-	1	1	-	-	-	-	-	-	-	2	▲	2
Uncontested Divorce	2024	6	3	1	6	2	2	7	3	2	3	-	-	35	84%	35
	2023	-	3	2	2	2	1	1	2	3	3	2	2	19	▲	23

Dashboard		Monthly Dispositions Summary		Jan --- Oct Dispositions	
<p>Court: Giles Circuit Start/End Date: Jan-23 / Oct-24 2023 Average Month: 151 Jan-Oct 2023: 1,497 Dispositions Trending: ▼</p>	<p>Circuit/Court ID: 27 227071 Type of Case: Dispositions 2024 Average Month: 132 Jan-Oct 2024 : 1,322 Overall AVG. Month: 143</p>	<p>Jan 23 - Oct 24</p>		<p>2024: 1,322 2023: 1,497</p>	

Dispositions by Division																
Divisions		Jan	Feb	Mar	Apr	May	Jun	Jul	Aug	Sep	Oct	Nov	Dec	Thru Oct	% Change	Total
Total	2024	172	167	95	136	137	113	161	108	84	149	-	-	1,322	-12%	1,322
	2023	147	105	211	150	121	118	193	175	146	131	143	177	1,497	▼	1,817
Civil	2024	11	25	6	16	12	21	6	15	7	10	-	-	129	-34%	129
	2023	17	14	12	16	6	18	62	7	18	24	8	12	194	▼	214
Criminal	2024	88	74	46	54	61	40	80	52	33	78	-	-	606	17%	606
	2023	32	25	80	59	50	38	42	79	74	39	64	56	518	▲	638
Concealed Handgun Permits	2024	29	50	26	33	39	24	45	14	22	42	-	-	324	-33%	324
	2023	76	41	93	48	48	34	33	55	30	29	49	25	487	▼	561
Miscellaneous/ Other	2024	44	18	17	33	25	28	30	26	20	16	-	-	257	-13%	257
	2023	22	24	25	27	17	27	56	33	24	39	21	84	294	▼	399
Others	2024	-	-	-	-	-	-	-	1	2	3	-	-	6	50%	6
	2023	-	1	1	-	-	1	-	1	-	-	1	-	4	▲	5

Dispositions by Case Category																
Case Categories		Jan	Feb	Mar	Apr	May	Jun	Jul	Aug	Sep	Oct	Nov	Dec	Thru Oct	% Change	Total
Administrative Law	2024	-	-	-	-	-	-	-	-	-	-	-	-	0	-100%	0
	2023	-	-	-	-	-	-	2	1	-	-	-	-	3	▼	3
Contested Divorce	2024	1	3	1	-	1	2	-	4	3	1	-	-	16	-27%	16
	2023	1	-	2	4	-	2	9	2	1	1	1	2	22	▼	25
Domestic and Family - Level 1	2024	7	13	-	1	-	6	5	6	-	5	-	-	43	-25%	43
	2023	9	13	2	1	5	2	3	-	7	15	2	6	57	▼	65
Domestic and Family - Level 2	2024	-	-	1	3	1	-	-	1	1	1	-	-	8	-11%	8
	2023	-	-	-	1	-	3	2	-	1	2	1	1	9	▼	11
Felonies and Related Matters	2024	49	52	33	41	26	28	65	39	17	39	-	-	389	11%	389
	2023	16	16	68	34	38	31	25	59	43	22	33	32	352	▲	417
General Civil - Level 1	2024	-	-	-	2	-	-	-	-	-	-	-	-	2	-33%	2
	2023	-	-	-	1	-	-	2	-	-	-	-	-	3	▼	3
General Civil - Level 2	2024	1	4	1	3	1	3	-	-	3	-	-	-	16	-62%	16
	2023	2	-	2	3	-	3	24	2	4	2	1	1	42	▼	44
General Civil - Level 3	2024	-	-	1	3	6	3	-	2	-	-	-	-	15	-29%	15
	2023	-	-	1	2	-	4	14	-	-	-	1	-	21	▼	22
Miscellaneous Civil	2024	40	52	28	44	47	32	55	20	30	44	-	-	392	-31%	392
	2023	81	46	101	58	50	40	49	61	40	44	53	28	570	▼	651
Misdemeanor	2024	39	18	12	12	34	12	15	10	16	37	-	-	205	32%	205
	2023	14	5	14	22	11	7	16	20	29	17	26	23	155	▲	204
Other	2024	33	16	15	19	16	20	20	21	13	17	-	-	190	1%	190
	2023	17	20	18	15	15	20	21	25	14	24	17	81	189	▲	287
Other Criminally Related Matters	2024	-	4	1	1	1	-	-	3	-	2	-	-	12	-14%	12
	2023	2	4	1	3	1	-	1	-	2	-	5	1	14	▼	20
Probates/Wills & Trusts - Level 1	2024	-	-	-	-	-	-	-	-	-	-	-	-	0	-100%	0
	2023	-	-	-	-	-	-	1	-	-	-	-	-	1	▼	1
Probates/Wills & Trusts - Level 2	2024	-	1	-	1	1	1	-	1	-	-	-	-	5	-62%	5
	2023	1	1	-	1	1	1	6	-	1	1	2	1	13	▼	16
Protective Orders	2024	-	-	-	-	-	-	-	-	-	-	-	-	0	-100%	0
	2023	-	-	-	-	-	-	-	1	-	-	-	-	1	▼	1
Uncontested Divorce	2024	2	4	2	6	3	6	1	1	1	3	-	-	29	-36%	29
	2023	4	-	2	5	-	5	18	4	4	3	1	1	45	▼	47

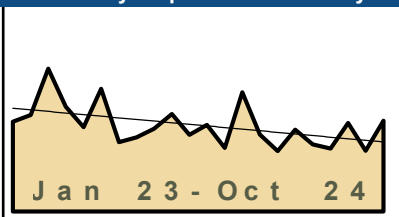
This report reflects the case management system. Numbers will update as reports are refreshed and posted. The case types reported may not necessitate judicial involvement.

Dashboard

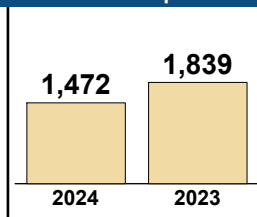
Court: Grayson Circuit
Start/End Date: Jan-23 / Oct-24
2023 Average Month: 179
Jan-Oct 2023: 1,839
Dispositions Trending: ▼

Circuit/Court ID: 27 227077
Type of Case: Dispositions
2024 Average Month: 147
Jan-Oct 2024 : 1,472
Overall AVG. Month: 165

Monthly Dispositions Summary



Jan --- Oct Dispositions



Dispositions by Division

Divisions		Jan	Feb	Mar	Apr	May	Jun	Jul	Aug	Sep	Oct	Nov	Dec	Thru Oct	% Change	Total
Total	2024	121	227	147	115	156	128	120	169	116	173	-	-	1,472	-20%	1,472
	2023	171	184	272	200	161	234	132	141	158	186	146	165	1,839	▼	2,150
Civil	2024	14	20	15	13	22	13	13	15	18	24	-	-	167	-13%	167
	2023	9	16	8	18	22	39	9	28	22	22	8	28	193	▼	229
Criminal	2024	35	123	68	44	65	56	66	99	34	78	-	-	668	-19%	668
	2023	59	72	118	99	58	118	81	46	84	86	87	68	821	▼	976
Concealed Handgun Permits	2024	45	61	40	38	44	42	25	40	49	56	-	-	440	-22%	440
	2023	69	69	113	60	53	55	21	38	38	49	37	47	565	▼	649
Miscellaneous/ Other	2024	27	23	24	20	25	17	16	15	13	15	-	-	195	-25%	195
	2023	34	27	33	23	28	22	21	29	14	28	14	22	259	▼	295
Others	2024	-	-	-	-	-	-	-	-	2	-	-	-	2	100%	2
	2023	-	-	-	-	-	-	-	-	-	1	-	-	1	▲	1

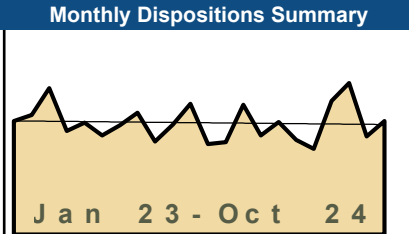
Dispositions by Case Category

Case Categories		Jan	Feb	Mar	Apr	May	Jun	Jul	Aug	Sep	Oct	Nov	Dec	Thru Oct	% Change	Total
Capital Murder	2024	-	-	1	-	-	-	-	-	-	-	-	-	1	-50%	1
	2023	-	-	-	-	-	-	-	-	2	-	-	-	2	▼	2
Contested Divorce	2024	4	-	1	1	-	2	1	1	2	5	-	-	17	13%	17
	2023	2	-	2	2	1	2	1	2	2	1	1	2	15	▲	18
Domestic and Family - Level 1	2024	-	-	8	2	7	-	2	2	1	-	-	-	22	-63%	22
	2023	2	6	-	-	2	23	-	21	3	2	1	13	59	▼	73
Domestic and Family - Level 2	2024	4	1	2	1	4	2	-	2	2	2	-	-	20	18%	20
	2023	-	1	1	1	2	2	-	2	5	3	-	1	17	▲	18
Felonies and Related Matters	2024	27	89	44	40	48	44	56	80	29	65	-	-	522	-18%	522
	2023	39	55	96	80	47	90	61	33	65	70	64	49	636	▼	749
General Civil - Level 1	2024	-	-	-	-	-	-	-	-	-	-	-	-	0	-100%	0
	2023	-	-	-	-	-	-	-	1	1	-	-	-	2	▼	2
General Civil - Level 2	2024	1	1	-	2	1	1	1	-	4	1	-	-	12	-61%	12
	2023	8	3	1	5	3	3	-	1	7	-	-	2	31	▼	33
General Civil - Level 3	2024	-	12	1	-	6	2	5	2	3	11	-	-	42	62%	42
	2023	1	3	2	6	5	2	2	1	2	2	2	2	26	▲	30
Miscellaneous Civil	2024	46	67	44	41	51	46	29	42	52	59	-	-	477	-24%	477
	2023	71	76	120	66	63	64	25	43	44	55	41	56	627	▼	724
Misdemeanor	2024	6	32	19	3	15	11	11	18	4	13	-	-	132	-20%	132
	2023	15	14	21	19	8	26	18	13	14	16	19	19	164	▼	202
Other	2024	27	20	20	19	18	14	12	13	11	11	-	-	165	-13%	165
	2023	27	19	26	17	17	14	20	23	10	16	11	17	189	▼	217
Other Criminally Related Matters	2024	2	2	4	1	2	2	1	1	2	-	-	-	17	-26%	17
	2023	5	3	1	-	3	3	2	-	4	2	4	1	23	▼	28
Probates/Wills & Trusts - Level 1	2024	-	-	-	-	-	-	-	-	-	-	-	-	0	-100%	0
	2023	-	-	-	-	-	1	-	-	-	-	-	-	1	▼	1
Probates/Wills & Trusts - Level 2	2024	1	1	1	1	1	-	-	1	2	-	-	-	8	-47%	8
	2023	-	-	-	-	7	3	-	-	3	2	-	-	15	▼	15
Protective Orders	2024	1	-	-	-	-	-	-	-	-	-	-	-	1	1	1
	2023	-	-	-	-	-	-	-	-	-	-	-	-	0	↔	0
Uncontested Divorce	2024	2	2	2	4	3	4	2	7	4	6	-	-	36	13%	36
	2023	1	4	2	4	3	1	3	2	2	10	3	3	32	▲	38

CPSS-CCMS-10.11 CASELOAD STATISTICS OF THE CIRCUIT COURTS

January 2023 -- October 2024 Dispositions

Alexandria and Fairfax Circuit are not Included in State Totals

Dashboard		Monthly Dispositions Summary		Jan --- Oct Dispositions					
<p>Court: Montgomery Circuit Start/End Date: Jan-23 / Oct-24 2023 Average Month: 429 Jan-Oct 2023: 4,299 Dispositions Trending: ↔</p>	<p>Circuit/Court ID: 27 227121 Type of Case: Dispositions 2024 Average Month: 423 Jan-Oct 2024 : 4,232 Overall AVG. Month: 426</p>	 <p style="text-align: center; font-weight: bold;">Jan 23 - Oct 24</p>		<table border="1" style="margin: auto;"> <tr> <td style="text-align: center; font-weight: bold; font-size: 1.2em;">4,232</td> <td style="text-align: center; font-weight: bold; font-size: 1.2em;">4,299</td> </tr> <tr> <td style="text-align: center; font-weight: bold;">2024</td> <td style="text-align: center; font-weight: bold;">2023</td> </tr> </table>		4,232	4,299	2024	2023
4,232	4,299								
2024	2023								

Dispositions by Division																
Divisions		Jan	Feb	Mar	Apr	May	Jun	Jul	Aug	Sep	Oct	Nov	Dec	Thru Oct	% Change	Total
Total	2024	352	494	378	429	360	326	509	577	374	433	-	-	4,232	-2%	4,232
	2023	432	456	558	395	426	378	417	464	354	419	498	345	4,299	▼	5,142
Civil	2024	33	42	28	41	35	41	43	38	30	43	-	-	374	-21%	374
	2023	50	42	54	52	37	46	69	50	34	39	38	41	473	▼	552
Criminal	2024	202	241	202	217	202	167	317	392	207	235	-	-	2,382	-1%	2,382
	2023	184	268	349	187	228	199	228	300	211	255	320	147	2,409	▼	2,876
Concealed Handgun Permits	2024	82	122	115	123	96	79	110	82	89	106	-	-	1,004	-5%	1,004
	2023	156	108	125	100	133	94	82	77	86	96	100	84	1,057	▼	1,241
Miscellaneous/ Other	2024	35	88	33	48	27	38	39	65	46	49	-	-	468	30%	468
	2023	42	38	30	56	28	39	38	37	23	28	39	73	359	▲	471
Others	2024	-	1	-	-	-	1	-	-	2	-	-	-	4	300%	4
	2023	-	-	-	-	-	-	-	-	-	1	1	-	1	▲	2

Dispositions by Case Category																
Case Categories		Jan	Feb	Mar	Apr	May	Jun	Jul	Aug	Sep	Oct	Nov	Dec	Thru Oct	% Change	Total
Administrative Law	2024	-	-	-	-	-	1	1	-	-	-	-	-	2	100%	2
	2023	1	-	-	-	-	-	-	-	-	-	-	-	1	▲	1
Contested Divorce	2024	2	3	7	3	6	10	5	10	6	4	-	-	56	-8%	56
	2023	-	7	4	8	5	10	8	8	7	4	8	7	61	▼	76
Domestic and Family - Level 1	2024	1	3	1	14	6	5	5	5	7	12	-	-	59	-13%	59
	2023	16	6	5	7	6	2	18	4	-	4	6	10	68	▼	84
Domestic and Family - Level 2	2024	2	2	1	1	2	1	1	1	-	-	-	-	11	-58%	11
	2023	5	2	4	3	2	2	2	3	1	2	1	-	26	▼	27
Felonies and Related Matters	2024	123	168	111	122	130	104	217	242	151	164	-	-	1,532	-2%	1,532
	2023	123	186	196	116	168	137	137	205	132	166	205	82	1,566	▼	1,853
General Civil - Level 1	2024	2	2	-	-	2	1	-	-	-	-	-	-	7	0%	7
	2023	-	2	1	1	-	2	1	-	-	-	2	1	7	↔	10
General Civil - Level 2	2024	11	11	10	10	9	8	6	9	6	3	-	-	83	24%	83
	2023	9	6	11	5	7	4	10	9	1	5	3	9	67	▲	79
General Civil - Level 3	2024	7	8	4	4	3	4	9	7	5	6	-	-	57	-31%	57
	2023	9	6	11	2	5	4	19	10	9	8	-	4	83	▼	87
Miscellaneous Civil	2024	103	150	133	158	117	109	143	129	116	134	-	-	1,292	-1%	1,292
	2023	179	129	148	143	153	121	109	108	103	115	127	104	1,308	▼	1,539
Misdemeanor	2024	66	67	85	86	66	54	88	134	51	62	-	-	759	0%	759
	2023	51	75	144	62	55	56	77	88	77	76	100	53	761	▼	914
Other	2024	9	59	10	9	4	7	6	12	19	18	-	-	153	74%	153
	2023	17	16	4	9	8	11	8	3	4	8	13	50	88	▲	151
Other Criminally Related Matters	2024	13	6	6	9	6	9	12	16	5	9	-	-	91	10%	91
	2023	10	7	9	9	5	7	14	7	2	13	15	12	83	▲	110
Probates/Wills & Trusts - Level 1	2024	-	-	-	-	-	-	-	-	-	-	-	-	0	-100%	0
	2023	-	-	-	-	-	-	1	-	-	-	-	1	1	▼	2
Probates/Wills & Trusts - Level 2	2024	-	1	1	2	-	-	-	3	-	4	-	-	11	-35%	11
	2023	2	1	3	5	1	3	1	1	-	-	3	1	17	▼	21
Protective Orders	2024	-	-	-	-	-	-	-	-	-	-	-	-	0	0	0
	2023	-	-	-	-	-	-	-	-	-	-	1	-	0	↔	1
Uncontested Divorce	2024	13	14	9	11	9	13	16	9	8	17	-	-	119	-27%	119
	2023	10	13	18	25	11	19	12	18	18	18	14	11	162	▼	187

This report reflects the case management system. Numbers will update as reports are refreshed and posted. The case types reported may not necessitate judicial involvement.

CPSS-CCMS-10.11 CASELOAD STATISTICS OF THE CIRCUIT COURTS

Pulaski

January 2023 -- October 2024 Dispositions


Alexandria and Fairfax Circuit are not Included in State Totals

Dashboard

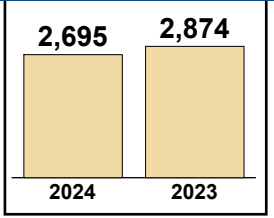
Court: Pulaski Circuit
Start/End Date: Jan-23 / Oct-24
2023 Average Month: 279
Jan-Oct 2023: 2,874
Dispositions Trending: ▼

Circuit/Court ID: 27 227155
Type of Case: Dispositions
2024 Average Month: 270
Jan-Oct 2024 : 2,695
Overall AVG. Month: 275

Monthly Dispositions Summary



Jan --- Oct Dispositions



Dispositions by Division

Divisions	Jan	Feb	Mar	Apr	May	Jun	Jul	Aug	Sep	Oct	Nov	Dec	Thru Oct	% Change	Total
Total	279	302	230	341	228	263	220	267	372	193	-	-	2,695	-6%	2,695
	213	336	432	193	281	348	250	319	272	230	281	192	2,874	▼	3,347
Civil	20	36	19	46	23	47	15	26	16	35	-	-	283	6%	283
	30	26	31	21	51	18	22	22	21	24	23	20	266	▲	309
Criminal	151	180	147	206	87	126	146	228	225	122	-	-	1,618	-1%	1,618
	116	202	191	108	146	246	114	205	193	120	172	116	1,641	▼	1,929
Concealed Handgun Permits	100	75	47	77	100	77	47	3	125	25	-	-	676	-18%	676
	50	100	197	51	50	73	103	74	50	75	75	50	823	▼	948
Miscellaneous/ Other	8	11	17	12	18	13	12	10	6	11	-	-	118	-17%	118
	15	8	13	13	34	11	11	18	8	11	11	6	142	▼	159
Others	-	-	-	-	-	-	-	-	-	-	-	-	0	-100%	0
	2	-	-	-	-	-	-	-	-	-	-	-	2	▼	2

Dispositions by Case Category

Case Categories	Jan	Feb	Mar	Apr	May	Jun	Jul	Aug	Sep	Oct	Nov	Dec	Thru Oct	% Change	Total
Administrative Law	-	1	-	1	-	-	-	-	-	-	-	-	2	100%	2
	-	-	-	1	-	-	-	-	-	-	-	-	1	▲	1
Capital Murder	-	-	-	-	-	-	-	-	1	-	-	-	1	0%	1
	-	-	-	-	-	-	-	1	-	-	-	-	1	↔	1
Contested Divorce	1	4	4	5	1	1	2	1	1	-	-	-	20	-43%	20
	4	5	5	2	6	-	1	4	4	4	1	2	35	▼	38
Domestic and Family - Level 1	5	6	3	30	4	24	4	1	3	19	-	-	99	24%	99
	5	13	12	13	8	5	6	8	2	8	5	4	80	▲	89
Domestic and Family - Level 2	-	3	1	2	-	-	-	3	1	1	-	-	11	38%	11
	4	-	-	-	2	-	1	-	1	-	-	-	8	▲	8
Felonies and Related Matters	116	109	109	129	46	82	114	144	175	84	-	-	1,108	-7%	1,108
	73	147	139	78	93	191	87	136	156	93	109	80	1,193	▼	1,382
General Civil - Level 1	-	-	-	-	-	1	1	1	-	-	-	-	3	-25%	3
	1	-	-	-	2	-	-	-	2	-	-	-	4	▼	4
General Civil - Level 2	1	2	3	2	4	3	1	5	-	3	-	-	24	-17%	24
	7	1	1	1	8	1	4	2	3	1	3	3	29	▼	35
General Civil - Level 3	3	5	1	-	3	2	1	6	2	3	-	-	26	-10%	26
	2	3	4	-	8	1	3	2	4	2	2	-	29	▼	31
Miscellaneous Civil	108	86	64	87	119	94	57	12	131	36	-	-	794	-17%	794
	66	107	209	63	78	86	112	92	56	90	85	57	959	▼	1,101
Misdemeanor	27	63	33	67	30	37	28	67	43	28	-	-	423	13%	423
	29	48	44	23	39	53	23	59	32	26	54	32	376	▲	462
Other	-	-	-	-	-	1	-	-	-	1	-	-	2	-60%	2
	2	-	-	-	3	-	-	-	-	-	-	1	5	▼	6
Other Criminally Related Matters	8	8	5	10	11	8	4	21	6	10	-	-	91	26%	91
	14	8	8	7	14	2	4	9	5	1	9	4	72	▲	85
Probates/Wills & Trusts - Level 1	-	1	-	-	-	-	-	-	-	-	-	-	1	0%	1
	-	-	-	-	-	-	-	-	1	-	-	-	1	↔	1
Probates/Wills & Trusts - Level 2	1	4	3	1	2	2	2	1	3	2	-	-	21	110%	21
	1	-	2	1	4	1	-	-	-	1	-	3	10	▲	13
Protective Orders	-	3	-	2	1	2	-	1	-	-	-	-	9	-44%	9
	1	2	1	-	6	3	2	1	-	-	8	-	16	▼	24
Uncontested Divorce	9	7	4	5	7	6	6	4	6	6	-	-	60	9%	60
	5	2	7	4	10	5	7	5	6	4	5	6	55	▲	66

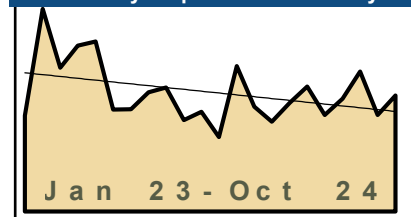
This report reflects the case management system. Numbers will update as reports are refreshed and posted. The case types reported may not necessitate judicial involvement.

Dashboard

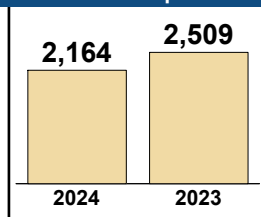
Court: Wythe Circuit
Start/End Date: Jan-23 / Oct-24
2023 Average Month: 237
Jan-Oct 2023: 2,509
Dispositions Trending: ▼

Circuit/Court ID: 27 227197
Type of Case: Dispositions
2024 Average Month: 216
Jan-Oct 2024 : 2,164
Overall AVG. Month: 228

Monthly Dispositions Summary



Jan --- Oct Dispositions



Dispositions by Division

Divisions		Jan	Feb	Mar	Apr	May	Jun	Jul	Aug	Sep	Oct	Nov	Dec	Thru Oct	% Change	Total
Total	2024	277	200	171	207	238	184	215	267	184	221	-	-	2,164	-14%	2,164
	2023	183	386	274	316	324	194	195	227	236	174	190	142	2,509	▼	2,841
Civil	2024	18	20	21	35	39	23	47	32	21	27	-	-	283	17%	283
	2023	11	25	21	28	22	32	29	32	24	17	23	24	241	▲	288
Criminal	2024	145	73	65	83	135	94	114	110	83	109	-	-	1,011	-12%	1,011
	2023	67	188	95	154	200	66	87	111	124	60	101	59	1,152	▼	1,312
Concealed Handgun Permits	2024	98	87	67	77	57	52	38	104	62	72	-	-	714	-24%	714
	2023	89	158	131	114	87	78	60	67	70	81	57	49	935	▼	1,041
Miscellaneous/ Other	2024	15	20	18	12	7	15	16	21	18	13	-	-	155	-14%	155
	2023	16	15	27	20	15	18	19	17	18	16	9	10	181	▼	200
Others	2024	1	-	-	-	-	-	-	-	-	-	-	-	1	1	1
	2023	-	-	-	-	-	-	-	-	-	-	-	-	0	↔	0

Dispositions by Case Category

Case Categories		Jan	Feb	Mar	Apr	May	Jun	Jul	Aug	Sep	Oct	Nov	Dec	Thru Oct	% Change	Total
Administrative Law	2024	-	-	-	-	-	-	1	-	-	-	-	-	1	1	1
	2023	-	-	-	-	-	-	-	-	-	-	-	-	0	↔	0
Contested Divorce	2024	1	3	2	3	4	-	2	2	2	5	-	-	24	-45%	24
	2023	1	7	1	1	2	13	6	4	6	3	3	5	44	▼	52
Domestic and Family - Level 1	2024	4	1	8	14	1	18	23	14	2	9	-	-	94	109%	94
	2023	-	3	15	11	6	1	-	4	2	3	1	-	45	▲	46
Domestic and Family - Level 2	2024	1	1	1	1	2	-	5	-	4	1	-	-	16	220%	16
	2023	-	1	-	2	-	-	-	1	1	-	1	-	5	▲	6
Felonies and Related Matters	2024	108	55	41	62	89	63	93	77	58	70	-	-	716	-20%	716
	2023	61	144	65	124	156	53	63	87	98	39	82	50	890	▼	1,022
General Civil - Level 1	2024	-	-	-	-	1	-	-	-	-	-	-	-	1	-67%	1
	2023	-	1	-	-	-	1	-	-	-	1	-	-	3	▼	3
General Civil - Level 2	2024	2	1	3	4	4	1	5	3	6	2	-	-	31	41%	31
	2023	4	5	1	1	1	1	2	3	3	1	4	1	22	▲	27
General Civil - Level 3	2024	5	4	4	6	8	2	6	3	1	4	-	-	43	8%	43
	2023	-	6	2	3	4	4	2	8	6	5	3	2	40	▲	45
Miscellaneous Civil	2024	112	111	85	89	71	68	54	125	77	83	-	-	875	-22%	875
	2023	104	171	157	136	104	97	81	85	86	96	71	66	1,117	▼	1,254
Misdemeanor	2024	36	16	20	16	39	28	17	26	23	33	-	-	254	15%	254
	2023	2	41	25	24	38	7	20	22	22	19	18	8	220	▲	246
Other	2024	2	-	-	-	1	-	-	-	-	2	-	-	5	25%	5
	2023	-	-	1	-	-	-	1	1	1	-	-	-	4	▲	4
Other Criminally Related Matters	2024	1	2	4	5	8	3	4	7	2	6	-	-	42	-5%	42
	2023	4	3	5	7	6	6	4	3	4	2	1	1	44	▼	46
Probates/Wills & Trusts - Level 1	2024	-	-	-	1	-	-	-	1	-	-	-	-	2	100%	2
	2023	-	-	-	-	-	-	-	-	1	-	-	-	1	▲	1
Probates/Wills & Trusts - Level 2	2024	2	2	-	-	-	-	1	4	2	2	-	-	13	-13%	13
	2023	-	3	-	2	3	1	3	-	2	1	2	-	15	▼	17
Uncontested Divorce	2024	3	4	3	6	10	1	4	5	7	4	-	-	47	-20%	47
	2023	7	1	2	5	4	10	13	8	4	5	4	9	59	▼	72

CPSS-CCMS-10.11 CASELOAD STATISTICS OF THE CIRCUIT COURTS

Radford

January 2023 -- October 2024 Dispositions


Alexandria and Fairfax Circuit are not Included in State Totals

Dashboard


Court: Radford Circuit
Start/End Date: Jan-23 / Oct-24
2023 Average Month: 91
Jan-Oct 2023: 952
Dispositions Trending: ↔

Circuit/Court ID: 27 227750
Type of Case: Dispositions
2024 Average Month: 95
Jan-Oct 2024 : 945
Overall AVG. Month: 93

Monthly Dispositions Summary



Jan --- Oct Dispositions



Dispositions by Division

Divisions	Jan	Feb	Mar	Apr	May	Jun	Jul	Aug	Sep	Oct	Nov	Dec	Thru Oct	% Change	Total
Total	80	81	107	84	73	76	79	170	141	54	-	-	945	-1%	945
2023	128	95	86	72	84	76	72	110	152	77	68	77	952	▼	1,097
Civil	8	4	13	5	5	4	4	3	9	2	-	-	57	-35%	57
2023	16	1	5	10	18	6	8	12	8	4	5	5	88	▼	98
Criminal	41	44	73	47	30	59	55	139	107	45	-	-	640	9%	640
2023	73	70	54	39	32	40	33	70	121	57	40	51	589	▲	680
Concealed Handgun Permits	27	28	15	22	15	9	8	19	21	3	-	-	167	-17%	167
2023	32	19	18	18	19	26	18	20	19	13	19	16	202	▼	237
Miscellaneous/ Other	4	5	6	10	23	4	12	9	4	4	-	-	81	14%	81
2023	7	5	9	5	15	4	12	7	4	3	4	5	71	▲	80
Others	-	-	-	-	-	-	-	-	-	-	-	-	0	-100%	0
2023	-	-	-	-	-	-	1	1	-	-	-	-	2	▼	2

Dispositions by Case Category

Case Categories	Jan	Feb	Mar	Apr	May	Jun	Jul	Aug	Sep	Oct	Nov	Dec	Thru Oct	% Change	Total
Capital Murder	-	-	-	-	-	-	-	-	-	-	-	-	0	-100%	0
2023	-	-	-	-	-	-	-	-	-	1	-	-	1	▼	1
Contested Divorce	-	-	-	-	1	1	1	1	-	-	-	-	4	-64%	4
2023	2	-	1	-	4	-	-	1	1	2	1	-	11	▼	12
Domestic and Family - Level 1	-	3	10	3	3	-	-	-	5	-	-	-	24	-23%	24
2023	10	-	-	6	2	2	-	9	2	-	2	-	31	▼	33
Domestic and Family - Level 2	-	1	-	-	-	-	-	-	-	2	-	-	3	-67%	3
2023	-	1	-	3	1	1	3	-	-	-	1	-	9	▼	10
Felonies and Related Matters	30	29	52	34	18	36	36	95	84	35	-	-	449	6%	449
2023	55	52	32	30	19	26	22	50	99	39	26	40	424	▲	490
General Civil - Level 1	-	-	-	-	-	-	-	1	-	-	-	-	1	1	1
2023	-	-	-	-	-	-	-	-	-	-	-	-	0	↔	0
General Civil - Level 2	1	1	1	-	2	-	1	-	-	-	-	-	6	-50%	6
2023	2	-	3	-	3	-	2	-	1	1	1	4	12	▼	17
General Civil - Level 3	3	-	2	1	1	1	1	1	-	-	-	-	9	-10%	9
2023	-	-	1	-	8	-	1	-	-	-	-	-	10	▼	10
Miscellaneous Civil	31	32	20	31	35	13	20	27	25	6	-	-	240	-8%	240
2023	38	23	25	23	29	30	30	26	23	15	23	20	262	▼	305
Misdemeanor	8	15	19	13	8	20	15	41	20	9	-	-	168	13%	168
2023	15	18	21	7	12	13	7	20	21	15	13	11	149	▲	173
Other	-	-	-	-	-	-	-	-	-	-	-	-	0	-100%	0
2023	-	-	-	-	-	-	1	2	-	-	-	-	3	▼	3
Other Criminally Related Matters	3	-	2	-	4	3	4	3	3	1	-	-	23	44%	23
2023	3	-	1	2	1	1	4	1	1	2	1	-	16	▲	17
Probates/Wills & Trusts - Level 1	-	-	-	-	-	-	-	-	-	-	-	-	0	-100%	0
2023	-	-	-	-	-	-	1	-	-	-	-	-	1	▼	1
Probates/Wills & Trusts - Level 2	-	-	-	-	-	-	-	1	-	-	-	-	1	0%	1
2023	-	-	-	-	-	1	-	-	-	-	-	-	1	↔	1
Protective Orders	-	-	-	-	-	-	-	-	2	-	-	-	2	0%	2
2023	-	-	-	-	-	-	-	-	1	1	-	-	2	↔	2
Uncontested Divorce	4	-	1	2	1	2	2	-	2	1	-	-	15	-25%	15
2023	3	1	2	1	5	2	1	1	3	1	-	2	20	▼	22

This report reflects the case management system. Numbers will update as reports are refreshed and posted. The case types reported may not necessitate judicial involvement.

CPSS-CCMS-10.11 CASELOAD STATISTICS OF THE CIRCUIT COURTS

January 2023 -- October 2024 Dispositions

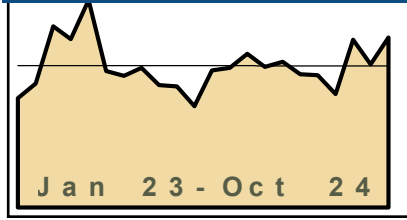
Alexandria and Fairfax Circuit are not Included in State Totals

Dashboard

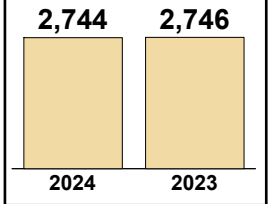
Court: Smyth Circuit
Start/End Date: Jan-23 / Oct-24
2023 Average Month: 267
Jan-Oct 2023: 2,746
Dispositions Trending: ⇌

Circuit/Court ID: 28 228173
Type of Case: Dispositions
2024 Average Month: 274
Jan-Oct 2024 : 2,744
Overall AVG. Month: 270

Monthly Dispositions Summary



Jan --- Oct Dispositions



Dispositions by Division

Divisions		Jan	Feb	Mar	Apr	May	Jun	Jul	Aug	Sep	Oct	Nov	Dec	Thru Oct	% Change	Total
Total	2024	266	293	268	278	254	252	216	320	273	324	-	-	2,744	0%	2,744
	2023	208	236	345	321	395	260	251	266	233	231	193	261	2,746	▼	3,200
Civil	2024	9	26	36	33	41	29	31	43	17	27	-	-	292	-6%	292
	2023	22	16	28	25	32	22	23	32	46	66	28	19	312	▼	359
Criminal	2024	69	123	61	94	73	90	60	105	122	138	-	-	935	7%	935
	2023	42	71	109	95	86	121	112	111	71	58	60	57	876	▲	993
Concealed Handgun Permits	2024	70	84	107	91	52	55	62	84	46	105	-	-	756	-22%	756
	2023	84	74	149	140	219	62	64	67	65	44	55	55	968	▼	1,078
Miscellaneous/Other	2024	111	48	55	48	77	60	46	67	55	47	-	-	614	20%	614
	2023	57	67	42	57	47	46	51	44	41	58	39	120	510	▲	669
Others	2024	7	12	9	12	11	18	17	21	33	7	-	-	147	84%	147
	2023	3	8	17	4	11	9	1	12	10	5	11	10	80	▲	101

Dispositions by Case Category

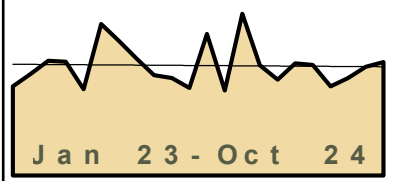
Case Categories		Jan	Feb	Mar	Apr	May	Jun	Jul	Aug	Sep	Oct	Nov	Dec	Thru Oct	% Change	Total
Administrative Law	2024	-	-	-	-	-	-	-	-	-	-	-	-	0	-100%	0
	2023	-	-	-	-	-	-	-	-	1	1	-	-	2	▼	2
Contested Divorce	2024	-	3	4	5	1	5	7	6	3	2	-	-	36	-22%	36
	2023	6	1	1	4	2	1	5	4	11	11	3	2	46	▼	51
Domestic and Family - Level 1	2024	1	12	2	3	18	3	4	6	-	8	-	-	57	39%	57
	2023	-	2	14	6	10	-	3	2	1	3	-	3	41	▲	44
Domestic and Family - Level 2	2024	1	-	2	3	1	6	5	5	2	-	-	-	25	-19%	25
	2023	3	3	1	1	2	2	2	6	2	9	6	1	31	▼	38
Felonies and Related Matters	2024	62	90	53	70	64	73	37	88	101	106	-	-	744	9%	744
	2023	32	62	93	73	69	100	97	79	42	34	41	34	681	▲	756
General Civil - Level 1	2024	-	-	2	-	-	-	1	-	1	-	-	-	4	0%	4
	2023	-	-	-	-	2	-	1	-	-	1	-	1	4	↔	5
General Civil - Level 2	2024	3	1	7	3	1	3	3	3	3	7	-	-	34	-13%	34
	2023	1	1	3	3	3	5	2	4	4	13	8	2	39	▼	49
General Civil - Level 3	2024	2	5	7	9	4	1	3	8	-	7	-	-	46	7%	46
	2023	-	4	4	-	4	6	2	9	5	9	1	2	43	▲	46
Miscellaneous Civil	2024	77	100	124	112	69	76	68	105	59	121	-	-	911	-16%	911
	2023	90	89	161	148	235	71	82	79	74	59	62	83	1,088	▼	1,233
Misdemeanor	2024	7	33	8	20	6	16	14	17	21	30	-	-	172	-1%	172
	2023	9	9	15	18	17	21	13	28	28	15	19	18	173	▼	210
Other	2024	107	44	45	39	70	57	56	65	75	34	-	-	592	33%	592
	2023	53	58	43	53	41	43	33	43	40	39	42	101	446	▲	589
Other Criminally Related Matters	2024	-	-	-	4	3	1	9	-	-	2	-	-	19	-17%	19
	2023	1	-	1	4	-	-	3	4	1	9	-	5	23	▼	28
Probates/Wills & Trusts - Level 2	2024	-	1	4	3	7	-	1	1	4	2	-	-	23	5%	23
	2023	2	4	4	2	1	1	1	2	2	3	1	1	22	▲	24
Uncontested Divorce	2024	6	4	10	7	10	11	8	16	4	5	-	-	81	-24%	81
	2023	11	3	5	9	9	10	7	6	22	25	10	8	107	▼	125

This report reflects the case management system. Numbers will update as reports are refreshed and posted. The case types reported may not necessitate judicial involvement.

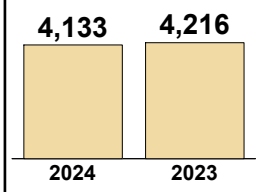
Dashboard

Court: Washington Circuit
Start/End Date: Jan-23 / Oct-24
2023 Average Month: 424
Jan-Oct 2023: 4,216
Dispositions Trending: ⇄
Circuit/Court ID: 28 228191
Type of Case: Dispositions
2024 Average Month:413
Jan-Oct 2024 : 4,133
Overall AVG. Month: 419

Monthly Dispositions Summary



Jan --- Oct Dispositions



Dispositions by Division

Table with columns: Divisions, Jan, Feb, Mar, Apr, May, Jun, Jul, Aug, Sep, Oct, Nov, Dec, Thru Oct, % Change, Total. Rows include Total, Civil, Criminal, Concealed Handgun Permits, Miscellaneous/Other, and Others.

Dispositions by Case Category

Table with columns: Case Categories, Jan, Feb, Mar, Apr, May, Jun, Jul, Aug, Sep, Oct, Nov, Dec, Thru Oct, % Change, Total. Rows include Administrative Law, Capital Murder, Contested Divorce, Domestic and Family - Level 1, Domestic and Family - Level 2, Felonies and Related Matters, General Civil - Level 1, General Civil - Level 2, General Civil - Level 3, Miscellaneous Civil, Misdemeanor, Other, Other Criminally Related Matters, Probates/Wills & Trusts - Level 1, Probates/Wills & Trusts - Level 2, Protective Orders, and Uncontested Divorce.

This report reflects the case management system. Numbers will update as reports are refreshed and posted. The case types reported may not necessitate judicial involvement.

CPSS-CCMS-10.11 CASELOAD STATISTICS OF THE CIRCUIT COURTS


January 2023 -- October 2024 Dispositions

Alexandria and Fairfax Circuit are not Included in State Totals

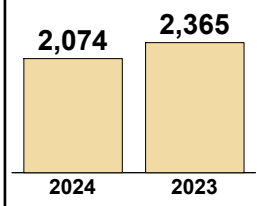
Dashboard

Court: Bristol Circuit
Circuit/Court ID: 28 228520
Start/End Date: Jan-23 / Oct-24
Type of Case: Dispositions
2023 Average Month: 233
2024 Average Month: 207
Jan-Oct 2023: 2,365
Jan-Oct 2024 : 2,074
Dispositions Trending: ▼
Overall AVG. Month: 221

Monthly Dispositions Summary



Jan --- Oct Dispositions



Dispositions by Division

Divisions	Year	Jan	Feb	Mar	Apr	May	Jun	Jul	Aug	Sep	Oct	Nov	Dec	Thru Oct	% Change	Total
Total	2024	163	256	249	216	201	143	166	310	150	220	-	-	2,074	-12%	2,074
	2023	182	229	297	156	239	225	185	333	295	224	265	164	2,365	▼	2,794
Civil	2024	18	29	25	16	15	7	13	22	20	15	-	-	180	18%	180
	2023	13	19	14	15	16	12	16	23	15	10	14	18	153	▲	185
Criminal	2024	65	176	154	135	139	113	86	226	81	134	-	-	1,309	-4%	1,309
	2023	98	120	192	69	150	99	58	224	232	115	175	95	1,357	▼	1,627
Concealed Handgun Permits	2024	24	7	36	24	17	7	30	12	12	35	-	-	204	-17%	204
	2023	24	35	44	29	27	6	33	19	12	16	12	17	245	▼	274
Miscellaneous/ Other	2024	56	44	34	40	30	16	37	50	37	36	-	-	380	-37%	380
	2023	47	54	47	42	46	107	78	67	36	83	64	34	607	▼	705
Others	2024	-	-	-	1	-	-	-	-	-	-	-	-	1	-67%	1
	2023	-	1	-	1	-	1	-	-	-	-	-	-	3	▼	3

Dispositions by Case Category

Case Categories	Year	Jan	Feb	Mar	Apr	May	Jun	Jul	Aug	Sep	Oct	Nov	Dec	Thru Oct	% Change	Total
Administrative Law	2024	1	-	-	-	-	-	-	-	-	-	-	-	1	-67%	1
	2023	-	-	-	-	-	1	-	-	-	1	-	-	3	▼	3
Capital Murder	2024	-	-	-	-	1	-	-	-	-	-	-	-	1	1	1
	2023	-	-	-	-	-	-	-	-	-	-	-	-	0	↔	0
Contested Divorce	2024	2	2	1	2	1	-	1	3	2	1	-	-	15	0%	15
	2023	2	1	2	-	1	1	1	2	2	3	-	1	15	↔	16
Domestic and Family - Level 1	2024	4	7	2	-	-	-	-	-	6	-	-	-	19	46%	19
	2023	-	-	-	6	-	5	1	-	1	-	1	6	13	▲	20
Domestic and Family - Level 2	2024	-	1	-	1	1	-	1	2	-	-	-	-	6	-63%	6
	2023	1	-	-	1	4	6	-	3	-	-	1	1	16	▼	18
Felonies and Related Matters	2024	54	138	111	110	103	96	64	165	62	97	-	-	1,000	-6%	1,000
	2023	80	89	153	47	124	78	43	176	193	82	137	71	1,065	▼	1,273
General Civil - Level 1	2024	-	-	-	-	-	-	-	2	1	-	-	-	3	50%	3
	2023	-	-	-	-	1	-	-	1	-	-	-	-	2	▲	2
General Civil - Level 2	2024	2	2	1	-	2	2	1	1	1	-	-	-	12	-61%	12
	2023	5	2	3	2	3	2	7	4	1	2	4	2	31	▼	37
General Civil - Level 3	2024	2	2	9	-	4	2	3	13	-	1	-	-	36	-36%	36
	2023	4	2	4	3	3	14	1	7	1	17	6	2	56	▼	64
Miscellaneous Civil	2024	55	28	49	47	26	12	43	23	26	46	-	-	355	-28%	355
	2023	39	45	52	48	46	62	78	56	20	50	31	38	496	▼	565
Misdemeanor	2024	10	35	43	25	32	11	21	60	13	30	-	-	280	12%	280
	2023	16	25	37	18	26	16	9	38	37	29	38	12	251	▲	301
Other	2024	26	25	21	24	22	11	24	32	28	30	-	-	243	-24%	243
	2023	29	47	38	23	27	33	34	28	30	31	41	13	320	▼	374
Other Criminally Related Matters	2024	1	3	-	-	3	6	1	1	6	7	-	-	28	-32%	28
	2023	2	6	2	4	-	5	6	10	2	4	-	13	41	▼	54
Probates/Wills & Trusts - Level 2	2024	1	1	-	-	1	1	1	1	3	1	-	-	10	150%	10
	2023	-	-	1	-	-	1	-	-	1	1	-	2	4	▲	6
Protective Orders	2024	-	-	-	1	-	-	1	-	1	-	-	-	3	3	3
	2023	-	-	-	-	-	-	-	-	-	-	-	-	0	↔	0
Uncontested Divorce	2024	5	12	12	6	5	2	5	7	1	7	-	-	62	19%	62
	2023	4	12	5	4	4	1	5	8	6	3	6	3	52	▲	61

This report reflects the case management system. Numbers will update as reports are refreshed and posted. The case types reported may not necessitate judicial involvement.

Dashboard		Monthly Dispositions Summary		Jan --- Oct Dispositions	
<p>Court: Buchanan Circuit Start/End Date: Jan-23 / Oct-24 2023 Average Month: 227 Jan-Oct 2023: 2,300 Dispositions Trending: ▲</p>	<p>Circuit/Court ID: 29 229027 Type of Case: Dispositions 2024 Average Month: 250 Jan-Oct 2024 : 2,499 Overall AVG. Month: 237</p>	<p>Jan 23 - Oct 24</p>		<p>2024: 2,499 2023: 2,300</p>	

Dispositions by Division																
Divisions		Jan	Feb	Mar	Apr	May	Jun	Jul	Aug	Sep	Oct	Nov	Dec	Thru Oct	% Change	Total
Total	2024	205	268	289	685	187	183	124	150	209	199	-	-	2,499	9%	2,499
	2023	233	203	324	217	206	225	179	341	135	237	173	246	2,300	▲	2,719
Civil	2024	6	16	15	215	15	10	17	9	21	5	-	-	329	142%	329
	2023	14	18	20	13	19	9	11	18	2	12	8	8	136	▲	152
Criminal	2024	137	180	208	226	118	114	65	91	128	132	-	-	1,399	-7%	1,399
	2023	173	130	202	152	87	157	113	261	80	145	132	184	1,500	▼	1,816
Concealed Handgun Permits	2024	53	56	55	65	50	48	35	45	47	55	-	-	509	-10%	509
	2023	40	44	86	48	90	50	50	54	51	53	30	45	566	▼	641
Miscellaneous/ Other	2024	9	16	11	179	4	11	7	5	13	7	-	-	262	167%	262
	2023	6	11	16	4	10	9	5	8	2	27	3	9	98	▲	110

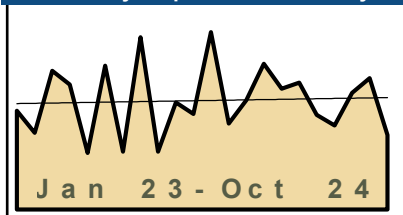
Dispositions by Case Category																
Case Categories		Jan	Feb	Mar	Apr	May	Jun	Jul	Aug	Sep	Oct	Nov	Dec	Thru Oct	% Change	Total
Administrative Law	2024	-	-	-	5	-	-	1	-	-	-	-	-	6	500%	6
	2023	-	-	-	-	1	-	-	-	-	-	-	-	-	1	▲
Capital Murder	2024	-	2	-	-	-	-	-	-	-	-	-	-	2	2	2
	2023	-	-	-	-	-	-	-	-	-	-	-	-	-	0	↔
Contested Divorce	2024	1	-	4	26	3	1	1	1	1	-	-	-	38	192%	38
	2023	-	-	2	1	1	1	1	3	1	3	-	1	13	▲	14
Domestic and Family - Level 1	2024	-	6	1	9	-	-	11	2	12	1	-	-	42	56%	42
	2023	4	2	6	1	5	-	4	3	-	2	-	-	27	▲	27
Domestic and Family - Level 2	2024	1	1	-	5	-	2	-	-	2	-	-	-	11	-31%	11
	2023	1	5	-	2	2	1	1	3	-	1	2	-	16	▼	18
Felonies and Related Matters	2024	107	140	155	167	87	79	48	66	98	96	-	-	1,043	-5%	1,043
	2023	120	80	157	103	64	119	81	193	69	114	86	154	1,100	▼	1,340
General Civil	2024	-	-	-	1	-	-	-	-	-	-	-	-	1	1	1
	2023	-	-	-	-	-	-	-	-	-	-	-	-	-	0	↔
General Civil - Level 1	2024	-	2	-	12	-	-	-	-	-	-	-	-	14	1,300%	14
	2023	-	-	-	-	-	-	-	-	-	-	-	-	-	1	▲
General Civil - Level 2	2024	1	4	6	131	9	6	2	-	-	1	-	-	160	272%	160
	2023	4	4	4	7	6	6	6	7	-	5	4	3	43	▲	50
General Civil - Level 3	2024	2	3	2	35	1	1	1	3	-	1	-	-	49	345%	49
	2023	1	-	3	-	-	4	1	1	-	1	1	1	11	▲	13
Miscellaneous Civil	2024	61	69	63	149	52	56	41	50	60	62	-	-	663	2%	663
	2023	45	55	99	52	99	55	55	60	53	77	31	50	650	▲	731
Misdemeanor	2024	30	35	46	56	27	30	17	25	30	36	-	-	332	0%	332
	2023	45	38	33	38	19	38	27	53	10	30	42	28	331	▲	401
Other	2024	-	-	-	12	-	-	-	-	-	-	-	-	12	500%	12
	2023	1	-	-	-	-	-	-	1	-	-	-	-	2	▲	2
Other Criminally Related Matters	2024	-	3	7	5	4	6	-	-	-	-	-	-	25	-64%	25
	2023	8	12	12	11	4	-	5	15	1	1	4	2	69	▼	75
Probates/Wills & Trusts - Level 1	2024	-	-	-	2	-	-	-	-	-	-	-	-	2	100%	2
	2023	-	-	-	-	-	-	-	1	-	-	-	-	1	▲	1
Probates/Wills & Trusts - Level 2	2024	-	1	-	1	-	1	-	1	-	2	-	-	6	100%	6
	2023	-	-	-	-	2	-	-	1	-	-	-	1	3	▲	4
Protective Orders	2024	1	-	2	-	1	-	-	1	3	-	-	-	8	700%	8
	2023	-	-	1	-	-	-	-	-	-	-	-	-	2	1	▲
Uncontested Divorce	2024	1	2	3	69	3	1	2	1	3	-	-	-	85	174%	85
	2023	4	7	7	2	3	1	1	2	1	3	3	4	31	▲	38

Dashboard

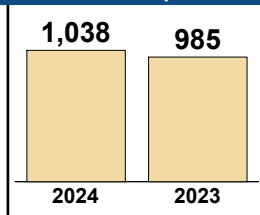
Court: Dickenson Circuit
Start/End Date: Jan-23 / Oct-24
2023 Average Month: 104
Jan-Oct 2023: 985
Dispositions Trending: ▲

Circuit/Court ID: 29 229051
Type of Case: Dispositions
2024 Average Month: 104
Jan-Oct 2024 : 1,038
Overall AVG. Month: 104

Monthly Dispositions Summary



Jan --- Oct Dispositions



Dispositions by Division

Divisions		Jan	Feb	Mar	Apr	May	Jun	Jul	Aug	Sep	Oct	Nov	Dec	Thru Oct	% Change	Total
Total	2024	82	104	139	115	121	90	80	111	125	71	-	-	1,038	5%	1,038
	2023	94	73	132	119	54	137	55	164	55	102	91	169	985	▲	1,245
Civil	2024	3	4	6	22	8	10	7	7	8	10	-	-	85	-17%	85
	2023	13	6	17	8	13	6	9	16	2	13	7	7	103	▼	117
Criminal	2024	38	45	69	43	50	47	32	61	65	29	-	-	479	0%	479
	2023	45	25	53	73	14	98	22	100	22	29	45	91	481	▼	617
Concealed Handgun Permits	2024	36	41	46	40	44	18	26	37	34	27	-	-	349	11%	349
	2023	31	34	53	36	21	24	19	31	19	46	31	35	314	▲	380
Miscellaneous/ Other	2024	5	14	18	10	19	15	15	6	18	5	-	-	125	45%	125
	2023	5	8	9	2	6	8	5	17	12	14	8	36	86	▲	130
Others	2024	-	-	-	-	-	-	-	-	-	-	-	-	0	-100%	0
	2023	-	-	-	-	-	1	-	-	-	-	-	-	1	▼	1

Dispositions by Case Category

Case Categories		Jan	Feb	Mar	Apr	May	Jun	Jul	Aug	Sep	Oct	Nov	Dec	Thru Oct	% Change	Total
Capital Murder	2024	-	-	-	-	-	-	3	-	-	-	-	-	3	3	3
	2023	-	-	-	-	-	-	-	-	-	-	-	-	0	↔	0
Contested Divorce	2024	-	1	-	-	2	2	1	1	1	1	-	-	9	-31%	9
	2023	2	1	-	-	1	1	2	2	-	4	1	2	13	▼	16
Domestic and Family - Level 1	2024	-	-	-	15	-	1	1	2	-	1	-	-	20	67%	20
	2023	4	-	2	-	-	3	2	1	-	-	2	-	12	▲	14
Domestic and Family - Level 2	2024	-	-	-	-	-	1	-	1	-	-	-	-	2	-80%	2
	2023	-	1	1	2	-	-	-	4	2	-	-	-	10	▼	10
Felonies and Related Matters	2024	23	41	50	35	40	43	27	51	54	28	-	-	392	-3%	392
	2023	38	22	47	59	11	87	14	80	19	26	33	76	403	▼	512
General Civil - Level 2	2024	-	-	1	4	2	-	1	-	3	-	-	-	11	0%	11
	2023	-	1	3	1	4	-	-	1	-	1	2	3	11	↔	16
General Civil - Level 3	2024	2	2	2	-	3	3	-	-	1	3	-	-	16	14%	16
	2023	3	2	2	1	1	-	3	-	-	2	-	1	14	▲	15
Miscellaneous Civil	2024	39	43	49	40	46	19	27	38	37	29	-	-	367	10%	367
	2023	32	36	55	37	22	25	20	33	22	53	35	38	335	▲	408
Misdemeanor	2024	15	4	18	9	7	2	2	8	10	1	-	-	76	9%	76
	2023	7	3	5	14	3	10	5	18	2	3	10	15	70	▲	95
Other	2024	2	12	15	9	16	13	13	5	14	4	-	-	103	56%	103
	2023	5	6	5	1	5	8	4	16	9	7	4	31	66	▲	101
Other Criminally Related Matters	2024	-	-	1	-	3	2	-	2	1	-	-	-	9	13%	9
	2023	-	-	1	-	-	1	3	2	1	-	2	-	8	▲	10
Probates/Wills & Trusts - Level 2	2024	1	-	-	-	-	-	-	-	2	1	-	-	4	0%	4
	2023	-	-	2	-	-	-	-	1	-	1	1	-	4	↔	5
Uncontested Divorce	2024	-	1	3	3	2	4	5	3	2	3	-	-	26	-33%	26
	2023	3	1	9	4	7	2	2	6	-	5	1	3	39	▼	43

Dashboard		Monthly Dispositions Summary		Jan --- Oct Dispositions	
<p>Court: Russell Circuit Start/End Date: Jan-23 / Oct-24 2023 Average Month: 190 Jan-Oct 2023: 1,949 Dispositions Trending: ▲</p>	<p>Circuit/Court ID: 29 229167 Type of Case: Dispositions 2024 Average Month: 212 Jan-Oct 2024 : 2,124 Overall AVG. Month: 200</p>	<p>Jan 23 - Oct 24</p>		<p>2,124 (2024) vs 1,949 (2023)</p>	

Dispositions by Division																
Divisions		Jan	Feb	Mar	Apr	May	Jun	Jul	Aug	Sep	Oct	Nov	Dec	Thru Oct	% Change	Total
Total	2024	168	164	289	303	231	212	213	201	167	176	-	-	2,124	9%	2,124
	2023	209	180	188	214	215	227	201	227	142	146	163	170	1,949	▲	2,282
Civil	2024	18	15	13	45	23	13	23	17	22	20	-	-	209	19%	209
	2023	10	20	15	12	37	10	19	24	14	14	38	18	175	▲	231
Criminal	2024	92	62	169	99	92	112	113	75	84	51	-	-	949	-11%	949
	2023	122	85	85	88	94	155	129	159	61	93	60	96	1,071	▼	1,227
Concealed Handgun Permits	2024	52	85	102	120	108	83	71	100	58	100	-	-	879	35%	879
	2023	73	74	80	108	69	59	50	40	62	35	47	52	650	▲	749
Miscellaneous/ Other	2024	6	2	5	39	8	4	6	9	3	5	-	-	87	64%	87
	2023	4	1	8	6	15	3	3	4	5	4	18	4	53	▲	75

Dispositions by Case Category																
Case Categories		Jan	Feb	Mar	Apr	May	Jun	Jul	Aug	Sep	Oct	Nov	Dec	Thru Oct	% Change	Total
Contested Divorce	2024	1	3	3	4	2	4	4	1	3	3	-	-	28	4%	28
	2023	1	3	3	2	8	-	2	1	4	3	6	4	27	▲	37
Domestic and Family - Level 1	2024	3	-	-	5	2	-	4	2	1	1	-	-	18	50%	18
	2023	1	-	3	-	4	-	2	-	1	1	6	-	12	▲	18
Domestic and Family - Level 2	2024	1	2	-	6	-	-	2	-	2	2	-	-	15	15%	15
	2023	1	3	2	1	-	-	3	-	1	2	-	3	13	▲	16
Felonies and Related Matters	2024	57	32	120	85	64	90	95	54	62	40	-	-	699	-18%	699
	2023	91	52	67	72	73	130	108	128	56	71	41	59	848	▼	948
General Civil - Level 1	2024	-	1	-	-	-	-	-	-	-	-	-	-	1	0%	1
	2023	-	-	-	-	-	-	-	1	-	-	-	-	1	↔	1
General Civil - Level 2	2024	1	-	3	2	4	-	2	5	3	3	-	-	23	15%	23
	2023	-	1	2	2	8	1	1	3	1	1	8	1	20	▲	29
General Civil - Level 3	2024	9	7	2	4	8	2	5	4	5	3	-	-	49	17%	49
	2023	1	6	1	2	9	5	2	13	-	3	3	4	42	▲	49
Miscellaneous Civil	2024	57	87	106	161	115	87	75	109	61	105	-	-	963	39%	963
	2023	77	75	87	114	79	62	53	43	67	37	59	56	694	▲	809
Misdemeanor	2024	32	25	44	14	25	22	14	19	20	9	-	-	224	10%	224
	2023	31	31	17	15	12	25	20	29	4	19	17	35	203	▲	255
Other	2024	1	-	-	11	-	-	1	-	-	1	-	-	14	1,300%	14
	2023	-	-	-	-	1	-	-	-	-	-	-	-	1	▲	1
Other Criminally Related Matters	2024	3	5	5	-	3	-	4	2	2	4	-	-	28	33%	28
	2023	-	2	1	1	9	1	1	2	1	3	2	2	21	▲	25
Probates/Wills & Trusts - Level 1	2024	-	-	-	1	1	-	-	-	-	-	-	-	2	2	2
	2023	-	-	-	-	-	-	-	-	-	-	1	-	0	↔	1
Probates/Wills & Trusts - Level 2	2024	-	-	-	3	-	3	3	1	1	-	-	-	11	-21%	11
	2023	-	2	-	-	2	3	2	1	2	2	1	-	14	▼	15
Uncontested Divorce	2024	3	2	6	7	7	4	4	4	7	5	-	-	49	-8%	49
	2023	6	5	5	5	10	-	7	6	5	4	19	6	53	▼	78

Dashboard		Monthly Dispositions Summary		Jan --- Oct Dispositions	
Court: Tazewell Circuit	Circuit/Court ID: 29 229185	<p>Jan 23 - Oct 24</p>	<p>2024: 5,154 2023: 4,936</p>		
Start/End Date: Jan-23 / Oct-24	Type of Case: Dispositions				
2023 Average Month: 483	2024 Average Month: 515				
Jan-Oct 2023: 4,936	Jan-Oct 2024 : 5,154				
Dispositions Trending: ▲	Overall AVG. Month: 498				

Dispositions by Division																
Divisions		Jan	Feb	Mar	Apr	May	Jun	Jul	Aug	Sep	Oct	Nov	Dec	Thru Oct	% Change	Total
Total	2024	541	574	835	435	590	402	457	423	489	408	-	-	5,154	4%	5,154
	2023	513	620	557	413	521	602	349	522	429	410	478	387	4,936	▲	5,801
Civil	2024	43	80	17	50	35	22	19	27	39	24	-	-	356	-1%	356
	2023	62	46	39	28	25	37	33	33	25	32	24	26	360	▼	410
Criminal	2024	411	296	608	260	322	273	293	244	347	246	-	-	3,300	4%	3,300
	2023	232	399	278	281	341	436	208	360	344	284	320	234	3,163	▲	3,717
Concealed Handgun Permits	2024	69	145	185	97	190	76	100	123	77	116	-	-	1,178	3%	1,178
	2023	127	150	222	76	142	110	89	109	42	78	108	114	1,145	▲	1,367
Miscellaneous/ Other	2024	18	53	25	28	42	31	44	29	25	22	-	-	317	19%	317
	2023	92	25	18	27	13	19	19	20	17	16	26	13	266	▲	305
Others	2024	-	-	-	-	1	-	1	-	1	-	-	-	3	50%	3
	2023	-	-	-	1	-	-	-	-	1	-	-	-	2	▲	2

Dispositions by Case Category																
Case Categories		Jan	Feb	Mar	Apr	May	Jun	Jul	Aug	Sep	Oct	Nov	Dec	Thru Oct	% Change	Total
Administrative Law	2024	-	-	-	-	-	-	-	-	-	1	-	-	1	1	1
	2023	-	-	-	-	-	-	-	-	-	-	-	-	0	↔	0
Capital Murder	2024	-	-	-	-	-	-	-	-	-	-	-	-	0	-100%	0
	2023	-	1	-	-	-	-	-	-	-	-	2	1	3	▼	4
Contested Divorce	2024	5	9	5	8	5	5	4	6	10	1	-	-	58	9%	58
	2023	10	2	3	8	3	6	5	7	2	7	3	6	53	▲	62
Domestic and Family - Level 1	2024	4	6	-	7	13	-	-	-	8	-	-	-	38	-41%	38
	2023	5	20	13	-	2	1	15	2	-	6	1	-	64	▼	65
Domestic and Family - Level 2	2024	4	1	5	1	1	3	2	3	-	1	-	-	21	-32%	21
	2023	6	1	4	3	1	8	1	4	3	-	3	2	31	▼	36
Felonies and Related Matters	2024	259	211	514	182	236	218	215	181	230	187	-	-	2,433	1%	2,433
	2023	159	313	226	220	263	369	128	268	264	189	249	145	2,399	▲	2,793
General Civil - Level 1	2024	-	1	-	2	-	-	-	-	2	-	-	-	5	-29%	5
	2023	1	2	-	-	1	-	-	-	1	2	-	-	7	▼	7
General Civil - Level 2	2024	4	15	3	11	3	2	2	5	3	4	-	-	52	13%	52
	2023	14	6	4	5	1	4	1	6	3	2	5	5	46	▲	56
General Civil - Level 3	2024	4	14	-	5	4	3	4	-	3	2	-	-	39	56%	39
	2023	11	2	-	2	1	2	2	-	3	2	4	1	25	▲	30
Miscellaneous Civil	2024	79	183	193	104	218	90	119	137	88	126	-	-	1,337	1%	1,337
	2023	205	168	235	89	150	125	95	118	56	88	125	121	1,329	▲	1,575
Misdemeanor	2024	146	81	93	75	84	54	72	56	117	57	-	-	835	13%	835
	2023	72	81	49	61	75	64	78	89	77	91	69	82	737	▲	888
Other	2024	9	24	17	19	15	17	26	15	16	13	-	-	171	94%	171
	2023	14	5	7	14	5	6	12	13	3	9	9	7	88	▲	104
Other Criminally Related Matters	2024	7	4	3	4	2	1	6	7	1	2	-	-	37	54%	37
	2023	1	4	3	-	3	3	2	3	3	2	1	7	24	▲	32
Probates/Wills & Trusts - Level 1	2024	1	-	-	1	-	-	-	-	-	-	-	-	2	100%	2
	2023	-	-	-	-	-	-	-	-	1	-	-	-	1	▲	1
Probates/Wills & Trusts - Level 2	2024	6	8	-	4	3	1	1	5	2	2	-	-	32	39%	32
	2023	2	1	4	1	2	3	3	-	4	3	2	1	23	▲	26
Protective Orders	2024	-	-	-	-	-	-	-	-	2	-	-	-	2	2	2
	2023	-	-	-	-	-	-	-	-	-	-	-	-	0	↔	0
Uncontested Divorce	2024	13	17	2	12	6	8	6	8	6	13	-	-	91	-14%	91
	2023	13	14	9	10	14	11	7	11	10	7	6	10	106	▼	122

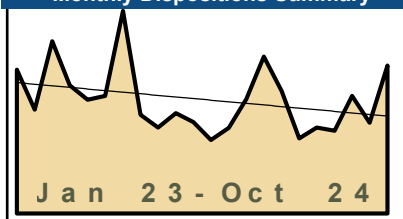
This report reflects the case management system. Numbers will update as reports are refreshed and posted. The case types reported may not necessitate judicial involvement.

Dashboard

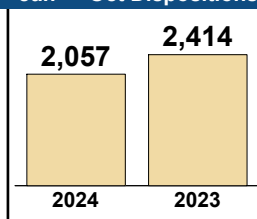
Court: Lee Circuit
Start/End Date: Jan-23 / Oct-24
2023 Average Month: 227
Jan-Oct 2023: 2,414
Dispositions Trending: ▼

Circuit/Court ID: 30 230105
Type of Case: Dispositions
2024 Average Month: 206
Jan-Oct 2024 : 2,057
Overall AVG. Month: 218

Monthly Dispositions Summary



Jan --- Oct Dispositions



Dispositions by Division

Divisions		Jan	Feb	Mar	Apr	May	Jun	Jul	Aug	Sep	Oct	Nov	Dec	Thru Oct	% Change	Total
Total	2024	163	218	299	233	143	164	158	224	173	282	-	-	2,057	-15%	2,057
	2023	274	198	328	244	217	224	386	188	164	191	174	140	2,414	▼	2,728
Civil	2024	9	16	24	18	21	17	15	27	14	27	-	-	188	-41%	188
	2023	25	18	17	15	57	20	105	30	17	17	26	8	321	▼	355
Criminal	2024	124	108	216	161	65	97	91	156	120	170	-	-	1,308	-7%	1,308
	2023	172	136	212	179	112	136	144	101	106	114	105	82	1,412	▼	1,599
Concealed Handgun Permits	2024	22	75	45	40	48	38	44	27	31	79	-	-	449	-6%	449
	2023	58	33	90	34	38	56	53	39	35	43	25	44	479	▼	548
Miscellaneous/ Other	2024	8	19	14	14	9	12	8	14	8	6	-	-	112	-44%	112
	2023	19	11	8	16	10	12	84	18	6	17	18	6	201	▼	225
Others	2024	-	-	-	-	-	-	-	-	-	-	-	-	0	-100%	0
	2023	-	-	1	-	-	-	-	-	-	-	-	-	1	▼	1

Dispositions by Case Category

Case Categories		Jan	Feb	Mar	Apr	May	Jun	Jul	Aug	Sep	Oct	Nov	Dec	Thru Oct	% Change	Total
Administrative Law	2024	-	-	-	-	-	-	-	-	-	-	-	-	0	-100%	0
	2023	-	-	-	-	-	-	2	-	-	-	-	-	2	▼	2
Contested Divorce	2024	2	2	2	1	1	4	2	-	2	3	-	-	19	-54%	19
	2023	4	-	1	6	2	2	14	4	4	4	2	3	41	▼	46
Domestic and Family - Level 1	2024	-	-	12	7	1	-	1	7	2	1	-	-	31	29%	31
	2023	4	2	4	1	-	5	3	1	3	1	7	-	24	▲	31
Domestic and Family - Level 2	2024	3	3	1	1	-	1	1	6	1	3	-	-	20	-9%	20
	2023	1	1	1	2	1	3	11	1	-	1	3	1	22	▼	26
Felonies and Related Matters	2024	102	93	172	135	44	78	67	136	93	149	-	-	1,069	-2%	1,069
	2023	156	101	171	146	80	92	98	76	87	87	88	68	1,094	▼	1,250
General Civil - Level 1	2024	-	-	-	-	-	-	-	-	-	-	-	-	0	-100%	0
	2023	-	-	-	-	-	-	7	-	-	-	-	1	7	▼	8
General Civil - Level 2	2024	1	2	3	1	2	-	-	3	-	4	-	-	16	-70%	16
	2023	-	3	2	4	2	1	33	5	1	3	2	1	54	▼	57
General Civil - Level 3	2024	-	-	1	2	2	-	-	1	-	5	-	-	11	-69%	11
	2023	2	4	1	1	-	1	21	1	3	2	5	3	36	▼	44
Miscellaneous Civil	2024	28	94	53	50	68	52	56	40	43	86	-	-	570	-13%	570
	2023	75	41	98	46	84	61	100	58	41	54	33	46	658	▼	737
Misdemeanor	2024	21	13	36	22	21	19	22	16	23	19	-	-	212	-25%	212
	2023	15	30	36	32	30	40	37	25	17	21	15	13	283	▼	311
Other	2024	2	7	9	3	1	2	3	2	2	-	-	-	31	-51%	31
	2023	6	6	3	5	7	9	14	8	1	4	10	2	63	▼	75
Other Criminally Related Matters	2024	1	2	8	4	-	-	2	4	4	2	-	-	27	-25%	27
	2023	1	5	5	1	2	5	9	-	2	6	2	1	36	▼	39
Probates/Wills & Trusts - Level 1	2024	-	-	-	-	-	-	-	-	-	-	-	-	0	-100%	0
	2023	-	-	-	-	-	-	1	-	-	-	-	-	1	▼	1
Probates/Wills & Trusts - Level 2	2024	1	-	1	2	1	2	1	5	1	-	-	-	14	-18%	14
	2023	1	1	1	-	-	1	7	2	2	2	3	1	17	▼	21
Protective Orders	2024	-	-	-	-	-	-	-	-	-	-	-	-	0	-100%	0
	2023	-	-	-	-	2	-	-	-	-	-	-	-	2	▼	2
Uncontested Divorce	2024	2	2	1	5	2	6	3	4	2	10	-	-	37	-50%	37
	2023	9	4	5	-	7	4	29	7	3	6	3	1	74	▼	78

This report reflects the case management system. Numbers will update as reports are refreshed and posted. The case types reported may not necessitate judicial involvement.

Dashboard		Monthly Dispositions Summary		Jan --- Oct Dispositions					
<p>Court: Scott Circuit Start/End Date: Jan-23 / Oct-24 2023 Average Month: 303 Jan-Oct 2023: 3,186 Dispositions Trending: ⇄</p>	<p>Circuit/Court ID: 30 230169 Type of Case: Dispositions 2024 Average Month: 317 Jan-Oct 2024 : 3,171 Overall AVG. Month: 309</p>	<p>Jan 23 - Oct 24</p>		<table style="margin: auto;"> <tr> <td style="text-align: center; width: 50px;">3,171</td> <td style="text-align: center; width: 50px;">3,186</td> </tr> <tr> <td style="text-align: center; width: 50px;">2024</td> <td style="text-align: center; width: 50px;">2023</td> </tr> </table>		3,171	3,186	2024	2023
3,171	3,186								
2024	2023								

Dispositions by Division																
Divisions		Jan	Feb	Mar	Apr	May	Jun	Jul	Aug	Sep	Oct	Nov	Dec	Thru Oct	% Change	Total
Total	2024	233	443	334	221	432	297	240	367	321	283	-	-	3,171	0%	3,171
	2023	306	325	351	450	255	244	340	355	248	312	251	196	3,186	▼	3,633
Civil	2024	17	22	11	19	12	7	18	27	15	17	-	-	165	-20%	165
	2023	19	24	18	20	16	19	16	46	17	10	14	5	205	▼	224
Criminal	2024	155	342	208	123	359	230	140	261	265	192	-	-	2,275	3%	2,275
	2023	201	197	241	338	170	186	243	231	173	221	192	133	2,201	▲	2,526
Concealed Handgun Permits	2024	50	75	101	72	51	56	67	54	33	60	-	-	619	-5%	619
	2023	74	97	74	77	57	33	71	52	47	69	36	48	651	▼	735
Miscellaneous/ Other	2024	11	4	14	7	10	4	15	25	8	14	-	-	112	-11%	112
	2023	12	7	18	15	11	6	10	24	11	12	9	10	126	▼	145
Others	2024	-	-	-	-	-	-	-	-	-	-	-	-	0	-100%	0
	2023	-	-	-	-	1	-	-	2	-	-	-	-	3	▼	3

Dispositions by Case Category																
Case Categories		Jan	Feb	Mar	Apr	May	Jun	Jul	Aug	Sep	Oct	Nov	Dec	Thru Oct	% Change	Total
Capital Murder	2024	-	-	-	-	-	-	-	-	-	-	-	-	0	-100%	0
	2023	-	-	-	-	-	-	2	-	-	-	-	1	2	▼	3
Contested Divorce	2024	4	3	2	4	3	1	1	7	4	2	-	-	31	24%	31
	2023	4	4	2	2	2	3	3	4	-	1	1	1	25	▲	27
Domestic and Family - Level 1	2024	-	2	1	7	1	-	-	2	-	3	-	-	16	-36%	16
	2023	-	7	-	-	-	2	1	15	-	-	1	1	25	▼	27
Domestic and Family - Level 2	2024	2	2	-	-	2	2	1	4	-	-	-	-	13	-41%	13
	2023	3	-	-	2	4	2	5	3	2	1	2	-	22	▼	24
Felonies and Related Matters	2024	127	256	185	101	179	172	94	194	206	145	-	-	1,659	3%	1,659
	2023	141	132	167	282	132	135	175	168	116	162	157	98	1,610	▲	1,865
General Civil - Level 1	2024	-	-	-	-	-	1	1	1	-	-	-	-	3	50%	3
	2023	1	-	-	-	-	-	-	1	-	-	-	-	2	▲	2
General Civil - Level 2	2024	2	2	4	2	3	2	6	10	3	7	-	-	41	-7%	41
	2023	2	4	7	6	1	1	1	10	8	4	5	2	44	▼	51
General Civil - Level 3	2024	1	2	4	1	1	1	3	7	6	4	-	-	30	-39%	30
	2023	2	9	8	3	4	5	3	8	6	1	2	2	49	▼	53
Miscellaneous Civil	2024	60	78	113	78	58	59	79	69	38	70	-	-	702	-4%	702
	2023	83	101	85	86	67	38	81	61	54	79	43	53	735	▼	831
Misdemeanor	2024	25	86	21	19	180	53	43	64	47	41	-	-	579	6%	579
	2023	55	61	69	54	33	46	64	60	51	55	34	33	548	▲	615
Other	2024	-	-	-	-	-	-	-	-	-	-	-	-	0	-100%	0
	2023	-	-	-	-	1	-	-	7	-	-	-	-	8	▼	8
Other Criminally Related Matters	2024	3	2	2	3	-	5	3	3	13	6	-	-	40	-9%	40
	2023	6	4	5	2	5	6	3	3	6	4	1	2	44	▼	47
Probates/Wills & Trusts - Level 2	2024	2	2	-	-	2	-	2	2	1	2	-	-	13	30%	13
	2023	3	-	1	-	-	-	1	3	1	1	2	1	10	▲	13
Protective Orders	2024	1	-	-	-	-	-	-	-	-	-	-	-	1	1	1
	2023	-	-	-	-	-	-	-	-	-	-	-	-	0	↔	0
Uncontested Divorce	2024	6	8	2	6	3	1	7	4	3	3	-	-	43	-31%	43
	2023	6	3	7	13	6	6	1	12	4	4	3	2	62	▼	67


This report reflects the case management system. Numbers will update as reports are refreshed and posted. The case types reported may not necessitate judicial involvement.

Dashboard

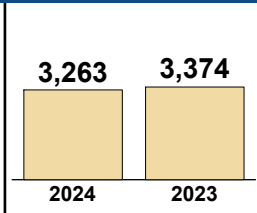
Court: Wise Circuit
Start/End Date: Jan-23 / Oct-24
2023 Average Month: 318
Jan-Oct 2023: 3,374
Dispositions Trending: ▼

Circuit/Court ID: 30 230195
Type of Case: Dispositions
2024 Average Month: 326
Jan-Oct 2024 : 3,263
Overall AVG. Month: 322

Monthly Dispositions Summary



Jan --- Oct Dispositions



Dispositions by Division

Divisions		Jan	Feb	Mar	Apr	May	Jun	Jul	Aug	Sep	Oct	Nov	Dec	Thru Oct	% Change	Total
Total	2024	323	396	426	310	432	260	281	319	267	249	-	-	3,263	-3%	3,263
	2023	428	319	398	339	285	338	230	389	315	333	241	204	3,374	▼	3,819
Civil	2024	22	23	32	29	60	42	36	35	17	39	-	-	335	-8%	335
	2023	34	34	36	33	49	20	31	41	54	33	30	15	365	▼	410
Criminal	2024	199	266	267	151	246	139	133	180	182	124	-	-	1,887	6%	1,887
	2023	259	163	191	193	129	172	137	205	142	195	125	144	1,786	▲	2,055
Concealed Handgun Permits	2024	74	85	106	93	85	61	79	73	54	64	-	-	774	-19%	774
	2023	120	98	143	89	85	120	46	103	74	76	54	37	954	▼	1,045
Miscellaneous/ Other	2024	28	22	21	37	41	18	32	31	14	22	-	-	266	-1%	266
	2023	14	24	28	24	22	26	16	40	45	29	32	8	268	▼	308
Others	2024	-	-	-	-	-	-	1	-	-	-	-	-	1	0%	1
	2023	1	-	-	-	-	-	-	-	-	-	-	-	1	↔	1

Dispositions by Case Category

Case Categories		Jan	Feb	Mar	Apr	May	Jun	Jul	Aug	Sep	Oct	Nov	Dec	Thru Oct	% Change	Total
Administrative Law	2024	-	-	-	-	-	-	-	-	-	-	-	-	0	-100%	0
	2023	-	-	-	-	-	-	-	-	-	-	-	-	2	▼	2
Capital Murder	2024	1	1	-	-	-	-	-	1	-	-	-	-	3	-25%	3
	2023	2	-	-	-	-	-	1	1	-	-	-	-	4	▼	4
Contested Divorce	2024	5	6	7	4	11	4	9	4	2	2	-	-	54	0%	54
	2023	7	3	9	3	12	2	6	6	3	3	5	1	54	↔	60
Domestic and Family - Level 1	2024	7	1	2	5	7	15	8	6	4	14	-	-	69	5%	69
	2023	2	12	3	11	4	10	4	10	6	4	2	1	66	▲	69
Domestic and Family - Level 2	2024	3	5	5	5	5	4	2	3	3	2	-	-	37	-5%	37
	2023	1	2	3	4	7	2	3	8	5	4	3	3	39	▼	45
Felonies and Related Matters	2024	146	190	215	102	205	116	98	123	146	105	-	-	1,446	9%	1,446
	2023	209	108	154	144	91	133	105	134	105	145	90	109	1,328	▲	1,527
General Civil - Level 1	2024	-	-	-	-	2	-	2	-	-	1	-	-	5	-64%	5
	2023	-	1	5	-	1	1	-	1	3	2	-	1	14	▼	15
General Civil - Level 2	2024	5	2	6	9	16	7	15	6	3	9	-	-	78	8%	78
	2023	5	4	9	1	8	3	3	8	20	11	7	1	72	▲	80
General Civil - Level 3	2024	3	2	3	8	5	2	9	6	2	7	-	-	47	-27%	47
	2023	3	10	5	5	7	6	5	10	9	4	4	1	64	▼	69
Miscellaneous Civil	2024	91	105	122	116	108	73	90	94	64	76	-	-	939	-16%	939
	2023	131	114	156	107	100	137	58	124	100	94	76	44	1,121	▼	1,241
Misdemeanor	2024	53	69	50	45	36	22	31	54	35	19	-	-	414	1%	414
	2023	43	51	35	44	33	35	28	62	32	48	33	29	411	▲	473
Other	2024	2	1	-	4	4	2	2	-	2	1	-	-	18	50%	18
	2023	1	-	-	3	1	-	-	3	1	3	-	-	12	▲	12
Other Criminally Related Matters	2024	-	6	2	4	5	1	4	2	2	3	-	-	29	-37%	29
	2023	6	4	3	5	5	4	4	8	5	2	2	6	46	▼	54
Probates/Wills & Trusts - Level 1	2024	-	1	1	-	-	2	-	-	-	-	-	-	4	300%	4
	2023	-	-	-	-	-	-	-	-	1	-	-	-	1	▲	1
Probates/Wills & Trusts - Level 2	2024	3	-	3	-	4	-	1	4	-	1	-	-	16	-41%	16
	2023	6	2	3	3	3	1	-	2	6	1	3	-	27	▼	30
Protective Orders	2024	-	-	-	-	-	-	-	-	-	1	-	-	1	1	1
	2023	-	-	-	-	-	-	-	-	-	-	-	-	0	↔	0
Uncontested Divorce	2024	4	7	10	8	24	12	10	16	4	8	-	-	103	-9%	103
	2023	12	8	13	9	13	4	13	11	20	10	16	8	113	▼	137

This report reflects the case management system. Numbers will update as reports are refreshed and posted. The case types reported may not necessitate judicial involvement.

CPSS-CCMS-10.11 CASELOAD STATISTICS OF THE CIRCUIT COURTS

Prince William

January 2023 -- October 2024 Dispositions

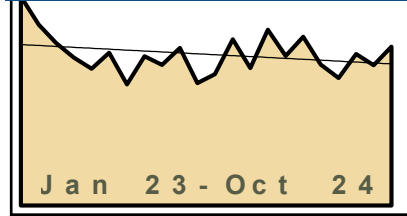
Alexandria and Fairfax Circuit are not included in State Totals

Dashboard

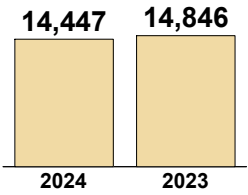
Court: Prince William Circuit
Start/End Date: Jan-23 / Oct-24
2023 Average Month: 1,439
Jan-Oct 2023: 14,846
Dispositions Trending: ▼

Circuit/Court ID: 31 231153
Type of Case: Dispositions
2024 Average Month: 1,445
Jan-Oct 2024 : 14,447
Overall AVG. Month: 1,441

Monthly Dispositions Summary



Jan --- Oct Dispositions



Dispositions by Division

Divisions		Jan	Feb	Mar	Apr	May	Jun	Jul	Aug	Sep	Oct	Nov	Dec	Thru Oct	% Change	Total
Total	2024	1,583	1,308	1,676	1,424	1,607	1,343	1,215	1,442	1,337	1,512	-	-	14,447	-3%	14,447
	2023	1,990	1,722	1,547	1,411	1,303	1,456	1,155	1,422	1,339	1,501	1,167	1,250	14,846	▼	17,263
Civil	2024	265	201	363	393	341	290	219	253	237	266	-	-	2,828	36%	2,828
	2023	197	171	242	165	223	198	206	197	232	241	136	259	2,072	▲	2,467
Criminal	2024	456	328	432	347	331	333	271	394	439	320	-	-	3,651	9%	3,651
	2023	247	360	348	338	272	388	344	331	388	319	267	301	3,335	▲	3,903
Concealed Handgun Permits	2024	552	500	564	388	560	427	408	489	374	555	-	-	4,817	-13%	4,817
	2023	634	655	637	620	491	588	329	587	400	611	533	416	5,552	▼	6,501
Miscellaneous/ Other	2024	308	273	313	295	370	290	314	300	286	360	-	-	3,109	-19%	3,109
	2023	911	532	317	281	310	281	274	300	318	323	228	270	3,847	▼	4,345
Others	2024	2	6	4	1	5	3	3	6	1	11	-	-	42	5%	42
	2023	1	4	3	7	7	1	2	7	1	7	3	4	40	▲	47

Dispositions by Case Category

Case Categories		Jan	Feb	Mar	Apr	May	Jun	Jul	Aug	Sep	Oct	Nov	Dec	Thru Oct	% Change	Total
Administrative Law	2024	1	1	3	1	3	4	-	1	-	5	-	-	19	138%	19
	2023	1	1	1	-	-	1	1	1	1	1	1	2	8	▲	11
Capital Murder	2024	2	2	1	-	1	1	-	-	-	-	-	-	7	133%	7
	2023	-	-	-	-	-	-	-	-	-	3	-	-	3	▲	3
Contested Divorce	2024	34	25	45	28	37	31	24	38	28	33	-	-	323	23%	323
	2023	26	29	26	25	21	32	24	26	31	22	16	42	262	▲	320
Domestic and Family - Level 1	2024	21	11	26	22	28	18	21	15	8	30	-	-	200	10%	200
	2023	20	20	26	9	19	10	29	15	9	24	15	9	181	▲	205
Domestic and Family - Level 2	2024	35	30	93	140	29	37	32	38	51	39	-	-	524	242%	524
	2023	12	11	15	5	4	13	9	5	36	43	8	63	153	▲	224
Felonies and Related Matters	2024	264	111	222	132	166	168	110	188	196	152	-	-	1,709	12%	1,709
	2023	119	192	137	149	119	211	139	143	148	166	119	129	1,523	▲	1,771
General Civil - Level 1	2024	6	3	1	3	5	2	2	1	5	3	-	-	31	55%	31
	2023	3	-	2	1	2	5	2	2	1	2	2	2	20	▲	24
General Civil - Level 2	2024	91	44	81	78	114	100	44	42	61	60	-	-	715	30%	715
	2023	55	43	51	41	105	45	41	72	52	46	34	50	551	▲	635
General Civil - Level 3	2024	17	20	18	28	46	26	16	14	24	17	-	-	226	18%	226
	2023	26	10	28	13	11	22	16	15	24	26	17	18	191	▲	226
Miscellaneous Civil	2024	736	665	768	570	781	625	615	689	559	792	-	-	6,800	-8%	6,800
	2023	813	808	843	782	688	756	505	772	610	812	676	597	7,389	▼	8,662
Misdemeanor	2024	116	77	102	81	75	69	74	94	134	91	-	-	913	4%	913
	2023	70	95	100	119	66	90	66	87	106	79	61	70	878	▲	1,009
Other	2024	103	101	105	93	93	77	97	93	82	111	-	-	955	-50%	955
	2023	721	371	97	115	103	97	93	94	96	115	74	78	1,902	▼	2,054
Other Criminally Related Matters	2024	77	139	111	140	89	97	89	116	113	77	-	-	1,048	8%	1,048
	2023	61	73	114	70	92	90	146	107	141	76	87	104	970	▲	1,161
Probates/Wills & Trusts - Level 1	2024	1	-	5	1	2	1	3	3	4	1	-	-	21	75%	21
	2023	-	-	-	-	2	2	1	3	1	3	-	-	12	▲	12
Probates/Wills & Trusts - Level 2	2024	5	14	13	11	11	12	16	15	8	14	-	-	119	4%	119
	2023	7	9	14	13	10	15	15	13	8	10	1	13	114	▲	128
Uncontested Divorce	2024	74	65	82	96	127	75	72	95	64	87	-	-	837	21%	837
	2023	56	60	93	69	61	67	68	67	75	73	56	73	689	▲	818

This report reflects the case management system. Numbers will update as reports are refreshed and posted. The case types reported may not necessitate judicial involvement.