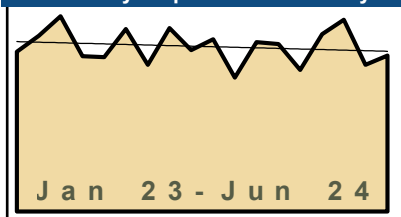


Dashboard

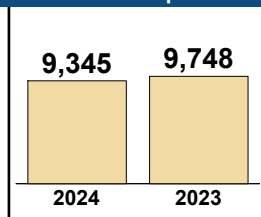
Court: Chesapeake Circuit
Start/End Date: Jan-23 / Jun-24
2023 Average Month: 1,581
Jan-Jun 2023: 9,748
Dispositions Trending: ▼

Circuit/Court ID: 1 201550
Type of Case: Dispositions
2024 Average Month: 1,558
Jan-Jun 2024 : 9,345
Overall AVG. Month: 1,573

Monthly Dispositions Summary



Jan --- Jun Dispositions



Dispositions by Division

Divisions		Jan	Feb	Mar	Apr	May	Jun	Jul	Aug	Sep	Oct	Nov	Dec	Thru Jun	% Change	Total
Total	2024	1,596	1,348	1,689	1,827	1,398	1,487	-	-	-	-	-	-	9,345	-4%	9,345
	2023	1,522	1,676	1,861	1,480	1,470	1,739	1,399	1,747	1,539	1,642	1,277	1,614	9,748	▼	18,966
Civil	2024	190	183	212	197	272	230	-	-	-	-	-	-	1,284	-13%	1,284
	2023	214	237	255	226	290	256	228	243	243	247	207	205	1,478	▼	2,851
Criminal	2024	483	635	723	495	473	600	-	-	-	-	-	-	3,409	-4%	3,409
	2023	574	518	696	539	497	725	528	629	610	707	485	475	3,549	▼	6,983
Concealed Handgun Permits	2024	515	217	376	407	297	245	-	-	-	-	-	-	2,057	-15%	2,057
	2023	365	572	486	379	265	355	190	353	312	232	279	232	2,422	▼	4,020
Miscellaneous/ Other	2024	407	313	378	728	355	412	-	-	-	-	-	-	2,593	13%	2,593
	2023	369	347	424	336	417	402	453	521	374	455	305	700	2,295	▲	5,103
Others	2024	1	-	-	-	1	-	-	-	-	-	-	-	2	-50%	2
	2023	-	2	-	-	1	1	-	1	-	1	1	2	4	▼	9

Dispositions by Case Category

Case Categories		Jan	Feb	Mar	Apr	May	Jun	Jul	Aug	Sep	Oct	Nov	Dec	Thru Jun	% Change	Total
Administrative Law	2024	1	1	-	-	-	2	-	-	-	-	-	-	4	-56%	4
	2023	1	2	1	-	3	2	1	1	2	4	-	1	9	▼	18
Capital Murder	2024	1	-	1	-	-	-	-	-	-	-	-	-	2	100%	2
	2023	1	-	-	-	-	-	1	-	-	-	1	-	1	▲	3
Contested Divorce	2024	28	26	38	34	42	38	-	-	-	-	-	-	206	-20%	206
	2023	33	36	41	46	45	55	37	41	37	38	37	42	256	▼	488
Domestic and Family - Level 1	2024	27	25	21	26	43	21	-	-	-	-	-	-	163	-25%	163
	2023	31	43	28	41	40	34	33	39	63	26	29	31	217	▼	438
Domestic and Family - Level 2	2024	6	5	5	11	11	6	-	-	-	-	-	-	44	-21%	44
	2023	8	7	14	5	11	11	11	13	6	8	13	10	56	▼	117
Felonies and Related Matters	2024	319	475	577	331	335	421	-	-	-	-	-	-	2,458	2%	2,458
	2023	384	360	454	355	336	523	362	435	410	536	344	322	2,412	▲	4,821
General Civil - Level 1	2024	4	4	2	2	6	4	-	-	-	-	-	-	22	69%	22
	2023	-	2	2	1	7	1	2	1	3	4	2	-	13	▲	25
General Civil - Level 2	2024	47	22	29	43	42	36	-	-	-	-	-	-	219	-2%	219
	2023	34	24	47	36	52	30	47	35	43	74	44	31	223	▼	497
General Civil - Level 3	2024	21	6	9	32	28	15	-	-	-	-	-	-	111	-2%	111
	2023	12	19	26	11	28	17	24	15	10	44	18	10	113	▼	234
Miscellaneous Civil	2024	611	294	457	493	414	380	-	-	-	-	-	-	2,649	-19%	2,649
	2023	494	722	625	513	379	527	353	509	409	318	388	357	3,260	▼	5,594
Misdemeanor	2024	128	124	108	130	105	151	-	-	-	-	-	-	746	-19%	746
	2023	152	123	196	161	128	166	138	150	172	146	108	122	926	▼	1,762
Other	2024	293	233	296	609	232	247	-	-	-	-	-	-	1,910	38%	1,910
	2023	232	196	253	186	298	219	257	356	268	314	180	574	1,384	▲	3,333
Other Criminally Related Matters	2024	35	36	43	35	37	30	-	-	-	-	-	-	216	-4%	216
	2023	37	38	55	24	35	36	34	44	29	26	33	33	225	▼	424
Probates/Wills & Trusts - Level 1	2024	1	3	1	1	1	1	-	-	-	-	-	-	8	0%	8
	2023	-	4	2	2	-	-	1	3	3	1	2	2	8	↔	20
Probates/Wills & Trusts - Level 2	2024	11	11	10	4	8	21	-	-	-	-	-	-	65	33%	65
	2023	6	8	8	8	12	7	9	6	9	11	6	5	49	▲	95
Uncontested Divorce	2024	63	83	92	76	94	114	-	-	-	-	-	-	522	-12%	522
	2023	97	92	109	91	96	111	89	99	75	92	72	74	596	▼	1,097

Dashboard		Monthly Dispositions Summary		Jan --- Jun Dispositions					
<p>Court: Accomack Circuit Start/End Date: Jan-23 / Jun-24 2023 Average Month: 127 Jan-Jun 2023: 824 Dispositions Trending: ▼</p>	<p>Circuit/Court ID: 2 202001 Type of Case: Dispositions 2024 Average Month: 134 Jan-Jun 2024 : 803 Overall AVG. Month: 129</p>	<p style="text-align: center; font-weight: bold;">Jan 23 - Jun 24</p>		<table border="1" style="margin: auto;"> <tr> <td style="text-align: center; width: 50px;">803</td> <td style="text-align: center; width: 50px;">824</td> </tr> <tr> <td style="text-align: center;">2024</td> <td style="text-align: center;">2023</td> </tr> </table>		803	824	2024	2023
803	824								
2024	2023								

Dispositions by Division																
Divisions		Jan	Feb	Mar	Apr	May	Jun	Jul	Aug	Sep	Oct	Nov	Dec	Thru Jun	% Change	Total
Total	2024	110	158	154	175	121	85	-	-	-	-	-	-	803	-3%	803
	2023	143	95	149	164	109	164	115	153	75	91	135	134	824	▼	1,527
Civil	2024	8	10	37	8	21	8	-	-	-	-	-	-	92	28%	92
	2023	7	15	10	21	14	5	7	14	5	12	16	12	72	▲	138
Criminal	2024	60	111	26	82	59	40	-	-	-	-	-	-	378	25%	378
	2023	31	44	45	57	24	102	59	80	42	44	43	53	303	▲	624
Concealed Handgun Permits	2024	28	26	54	75	33	34	-	-	-	-	-	-	250	-36%	250
	2023	97	32	80	78	59	45	30	45	20	26	67	59	391	▼	638
Miscellaneous/ Other	2024	14	11	37	10	8	3	-	-	-	-	-	-	83	43%	83
	2023	8	4	14	8	12	12	19	14	8	9	9	10	58	▲	127

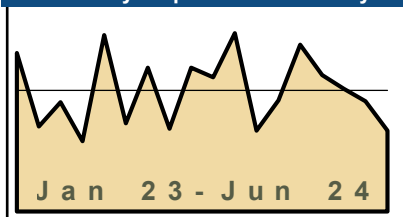
Dispositions by Case Category																
Case Categories		Jan	Feb	Mar	Apr	May	Jun	Jul	Aug	Sep	Oct	Nov	Dec	Thru Jun	% Change	Total
Administrative Law	2024	-	1	-	-	-	-	-	-	-	-	-	-	1	1	1
	2023	-	-	-	-	-	-	1	-	-	-	-	-	0	↔	1
Capital Murder	2024	2	-	-	-	-	-	-	-	-	-	-	-	2	2	2
	2023	-	-	-	-	-	-	1	-	-	-	-	-	0	↔	1
Contested Divorce	2024	-	2	8	2	5	-	-	-	-	-	-	-	17	31%	17
	2023	-	3	2	3	3	2	-	3	1	2	4	2	13	▲	25
Domestic and Family - Level 1	2024	-	-	-	1	1	-	-	-	-	-	-	-	2	-50%	2
	2023	-	2	2	-	-	-	-	1	-	1	-	1	4	▼	7
Domestic and Family - Level 2	2024	-	-	-	-	-	1	-	-	-	-	-	-	1	-50%	1
	2023	-	-	-	-	1	1	-	-	2	-	2	-	2	▼	6
Felonies and Related Matters	2024	42	31	20	53	41	23	-	-	-	-	-	-	210	3%	210
	2023	22	26	31	34	22	69	36	60	26	22	35	32	204	▲	415
General Civil - Level 1	2024	-	-	1	-	1	-	-	-	-	-	-	-	2	2	2
	2023	-	-	-	-	-	-	-	-	-	1	-	-	0	↔	1
General Civil - Level 2	2024	4	1	12	4	-	1	-	-	-	-	-	-	22	175%	22
	2023	1	2	2	-	2	1	1	4	-	2	2	-	8	▲	17
General Civil - Level 3	2024	8	4	13	-	3	2	-	-	-	-	-	-	30	-6%	30
	2023	5	3	5	11	6	2	6	7	4	2	5	5	32	▼	61
Miscellaneous Civil	2024	36	36	75	81	39	36	-	-	-	-	-	-	303	-30%	303
	2023	103	35	91	84	68	53	46	52	25	32	72	66	434	▼	727
Misdemeanor	2024	15	70	7	25	17	13	-	-	-	-	-	-	147	69%	147
	2023	8	12	14	22	3	28	13	14	14	17	9	15	87	▲	169
Other	2024	-	-	2	1	-	-	-	-	-	-	-	-	3	3	3
	2023	-	-	-	-	-	-	-	1	-	-	-	1	0	↔	2
Other Criminally Related Matters	2024	1	10	-	4	1	4	-	-	-	-	-	-	20	33%	20
	2023	2	6	-	1	-	6	9	6	2	5	-	6	15	▲	43
Probates/Wills & Trusts - Level 2	2024	-	-	-	-	-	-	-	-	-	-	-	-	0	-100%	0
	2023	1	-	-	-	-	-	-	1	-	1	-	-	1	▼	3
Protective Orders	2024	-	-	-	-	1	-	-	-	-	-	-	-	1	0%	1
	2023	-	-	-	1	-	-	-	-	-	-	-	-	1	↔	1
Uncontested Divorce	2024	2	3	16	4	12	5	-	-	-	-	-	-	42	83%	42
	2023	1	6	2	8	4	2	2	4	1	6	6	6	23	▲	48

Dashboard

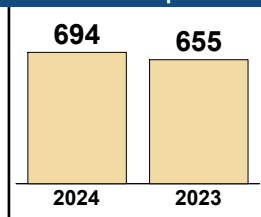
Court: Northampton Circuit
Start/End Date: Jan-23 / Jun-24
2023 Average Month: 115
Jan-Jun 2023: 655
Dispositions Trending: ▲

Circuit/Court ID: 2 202131
Type of Case: Dispositions
2024 Average Month: 116
Jan-Jun 2024 : 694
Overall AVG. Month: 115

Monthly Dispositions Summary



Jan --- Jun Dispositions



Dispositions by Division

Divisions		Jan	Feb	Mar	Apr	May	Jun	Jul	Aug	Sep	Oct	Nov	Dec	Thru Jun	% Change	Total
Total	2024	106	159	130	117	105	77	-	-	-	-	-	-	694	6%	694
	2023	151	81	104	67	168	84	137	79	137	128	170	77	655	▲	1,383
Civil	2024	5	23	15	19	5	6	-	-	-	-	-	-	73	143%	73
	2023	3	10	2	6	4	5	1	2	22	5	8	8	30	▲	76
Criminal	2024	75	96	74	64	71	50	-	-	-	-	-	-	430	-13%	430
	2023	116	49	84	40	142	66	122	49	92	101	132	51	497	▼	1,044
Concealed Handgun Permits	2024	14	21	24	18	14	7	-	-	-	-	-	-	98	-6%	98
	2023	29	15	14	17	18	11	10	24	15	15	28	16	104	▼	212
Miscellaneous/ Other	2024	12	18	17	16	15	14	-	-	-	-	-	-	92	283%	92
	2023	3	7	4	4	4	2	4	4	8	7	2	2	24	▲	51
Others	2024	-	1	-	-	-	-	-	-	-	-	-	-	1	1	1
	2023	-	-	-	-	-	-	-	-	-	-	-	-	0	↔	0

Dispositions by Case Category

Case Categories		Jan	Feb	Mar	Apr	May	Jun	Jul	Aug	Sep	Oct	Nov	Dec	Thru Jun	% Change	Total
Administrative Law	2024	-	-	-	1	-	-	-	-	-	-	-	-	1	-67%	1
	2023	-	2	-	1	-	-	-	-	-	-	-	-	3	▼	3
Capital Murder	2024	-	-	-	-	-	-	-	-	-	-	-	-	0	-100%	0
	2023	-	-	-	-	1	-	-	-	-	-	1	-	1	▼	2
Contested Divorce	2024	-	-	-	2	2	-	-	-	-	-	-	-	4	-20%	4
	2023	-	2	-	1	1	1	-	-	1	-	-	2	5	▼	8
Domestic and Family - Level 1	2024	-	-	-	-	-	-	-	-	-	-	-	-	0	-100%	0
	2023	-	1	-	-	-	1	-	-	-	1	-	-	2	▼	3
Domestic and Family - Level 2	2024	-	3	1	-	-	-	-	-	-	-	-	-	4	300%	4
	2023	-	1	-	-	-	-	-	-	-	-	-	-	1	▲	1
Felonies and Related Matters	2024	29	56	23	33	20	25	-	-	-	-	-	-	186	-11%	186
	2023	22	25	32	30	66	34	66	21	23	60	68	18	209	▼	465
General Civil - Level 2	2024	2	10	13	8	3	7	-	-	-	-	-	-	43	438%	43
	2023	-	2	1	2	-	3	-	1	19	3	7	2	8	▲	40
General Civil - Level 3	2024	2	11	3	12	1	-	-	-	-	-	-	-	29	1,350%	29
	2023	-	-	-	1	1	-	1	1	2	2	1	2	2	▲	11
Miscellaneous Civil	2024	20	27	29	23	16	10	-	-	-	-	-	-	125	1%	125
	2023	32	21	18	19	21	13	13	28	20	21	30	18	124	▲	254
Misdemeanor	2024	33	38	38	30	39	21	-	-	-	-	-	-	199	-18%	199
	2023	82	22	44	10	56	28	44	27	48	36	53	28	242	▼	478
Other	2024	5	7	9	2	11	9	-	-	-	-	-	-	43	43	43
	2023	-	-	-	-	-	-	-	-	-	-	-	-	0	↔	0
Other Criminally Related Matters	2024	13	2	13	3	12	4	-	-	-	-	-	-	47	-2%	47
	2023	13	2	8	1	20	4	12	1	21	5	10	5	48	▼	102
Probates/Wills & Trusts - Level 1	2024	-	2	-	-	-	-	-	-	-	-	-	-	2	2	2
	2023	-	-	-	-	-	-	-	-	-	-	-	-	0	↔	0
Probates/Wills & Trusts - Level 2	2024	-	2	-	-	-	-	-	-	-	-	-	-	2	2	2
	2023	-	-	-	-	-	-	-	-	-	-	-	1	0	↔	1
Uncontested Divorce	2024	2	1	1	3	1	1	-	-	-	-	-	-	9	-10%	9
	2023	2	3	1	2	2	-	1	-	3	-	-	1	10	▼	15

CPSS-CCMS-10.11 CASELOAD STATISTICS OF THE CIRCUIT COURTS

Virginia Beach

January 2023 -- June 2024 Dispositions

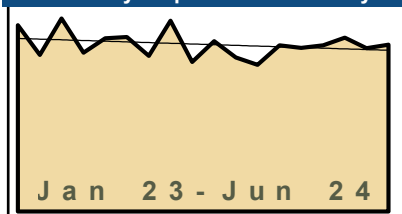
Alexandria and Fairfax Circuit are not Included in State Totals

Dashboard

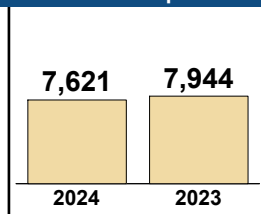
Court: Virginia Beach Circuit
Start/End Date: Jan-23 / Jun-24
2023 Average Month: 1,276
Jan-Jun 2023: 7,944
Dispositions Trending: ▼

Circuit/Court ID: 2 202810
Type of Case: Dispositions
2024 Average Month: 1,270
Jan-Jun 2024 : 7,621
Overall AVG. Month: 1,274

Monthly Dispositions Summary



Jan --- Jun Dispositions



Dispositions by Division

Divisions		Jan	Feb	Mar	Apr	May	Jun	Jul	Aug	Sep	Oct	Nov	Dec	Thru Jun	% Change	Total
Total	2024	1,266	1,248	1,267	1,324	1,245	1,271	-	-	-	-	-	-	7,621	-4%	7,621
	2023	1,419	1,193	1,471	1,211	1,320	1,330	1,186	1,455	1,141	1,298	1,173	1,119	7,944	▼	15,316
Civil	2024	280	293	304	322	327	339	-	-	-	-	-	-	1,865	-4%	1,865
	2023	360	307	345	315	314	309	284	378	302	321	294	289	1,950	▼	3,818
Criminal	2024	651	629	633	636	550	551	-	-	-	-	-	-	3,650	1%	3,650
	2023	613	540	701	541	621	582	499	700	533	623	583	485	3,598	▲	7,021
Concealed Handgun Permits	2024	-	-	-	-	-	-	-	-	-	-	-	-	0	-100%	0
	2023	-	-	2	-	-	-	-	-	-	-	-	-	2	▼	2
Miscellaneous/ Other	2024	335	325	327	366	368	380	-	-	-	-	-	-	2,101	-12%	2,101
	2023	446	346	423	355	385	438	402	377	305	352	296	344	2,393	▼	4,469
Others	2024	-	1	3	-	-	1	-	-	-	-	-	-	5	400%	5
	2023	-	-	-	-	-	1	1	-	1	2	-	1	1	▲	6

Dispositions by Case Category

Case Categories		Jan	Feb	Mar	Apr	May	Jun	Jul	Aug	Sep	Oct	Nov	Dec	Thru Jun	% Change	Total
Administrative Law	2024	1	2	-	-	-	-	-	-	-	-	-	-	3	-40%	3
	2023	3	1	-	-	1	-	-	1	-	2	-	-	5	▼	8
Capital Murder	2024	-	2	1	1	-	-	-	-	-	-	-	-	4	0%	4
	2023	1	-	-	-	3	-	-	-	-	-	-	-	4	↔	4
Contested Divorce	2024	21	23	22	21	21	21	-	-	-	-	-	-	129	-25%	129
	2023	33	20	26	31	36	27	21	27	28	26	18	20	173	▼	313
Domestic and Family - Level 1	2024	29	35	33	41	28	29	-	-	-	-	-	-	195	-8%	195
	2023	39	41	37	34	35	26	24	47	45	31	34	32	212	▼	425
Domestic and Family - Level 2	2024	20	16	25	18	18	25	-	-	-	-	-	-	122	18%	122
	2023	25	15	21	16	11	15	17	17	13	22	17	17	103	▲	206
Felonies and Related Matters	2024	401	397	388	396	328	292	-	-	-	-	-	-	2,202	1%	2,202
	2023	392	338	400	337	379	343	307	395	285	379	348	284	2,189	▲	4,187
General Civil - Level 1	2024	3	6	4	2	2	4	-	-	-	-	-	-	21	-5%	21
	2023	1	2	5	4	6	4	4	6	6	-	4	9	22	▼	51
General Civil - Level 2	2024	51	66	56	77	58	66	-	-	-	-	-	-	374	-11%	374
	2023	88	76	85	61	48	64	41	64	64	62	49	42	422	▼	744
General Civil - Level 3	2024	95	109	111	110	115	108	-	-	-	-	-	-	648	-7%	648
	2023	116	108	101	131	124	120	117	135	107	114	102	113	700	▼	1,388
Miscellaneous Civil	2024	136	141	139	194	195	171	-	-	-	-	-	-	976	-13%	976
	2023	212	153	191	159	194	212	238	186	143	122	139	129	1,121	▼	2,078
Misdemeanor	2024	203	205	213	204	180	215	-	-	-	-	-	-	1,220	2%	1,220
	2023	195	173	249	179	214	189	156	266	189	212	204	179	1,199	▲	2,405
Other	2024	185	152	177	139	164	199	-	-	-	-	-	-	1,016	-9%	1,016
	2023	207	163	217	151	169	206	158	168	135	214	158	196	1,113	▼	2,142
Other Criminally Related Matters	2024	55	34	38	42	50	47	-	-	-	-	-	-	266	16%	266
	2023	28	31	60	28	26	56	42	54	65	38	37	28	229	▲	493
Probates/Wills & Trusts - Level 1	2024	-	1	-	-	-	-	-	-	-	-	-	-	1	-50%	1
	2023	-	-	-	1	-	1	-	2	-	-	1	1	2	▼	6
Probates/Wills & Trusts - Level 2	2024	13	7	10	18	20	18	-	-	-	-	-	-	86	8%	86
	2023	7	16	9	14	17	17	21	23	11	21	8	11	80	▲	175
Protective Orders	2024	-	3	-	1	1	1	-	-	-	-	-	-	6	500%	6
	2023	-	-	-	-	1	-	-	2	-	2	-	3	1	▲	8
Uncontested Divorce	2024	53	49	50	60	65	75	-	-	-	-	-	-	352	-5%	352
	2023	72	56	70	65	56	50	40	62	50	53	54	55	369	▼	683

This report reflects data in the case management system. Numbers will update accordingly as reports are refreshed and posted.

Dashboard		Monthly Dispositions Summary		Jan --- Jun Dispositions	
Court: Portsmouth Circuit	Circuit/Court ID: 3 203740				
Start/End Date: Jan-23 / Jun-24	Type of Case: Dispositions				
2023 Average Month: 717	2024 Average Month: 605				
Jan-Jun 2023: 4,985	Jan-Jun 2024 : 3,630				
Dispositions Trending: ▼	Overall AVG. Month: 680				
<p>Jan 23 - Jun 24</p>					

Dispositions by Division																
Divisions		Jan	Feb	Mar	Apr	May	Jun	Jul	Aug	Sep	Oct	Nov	Dec	Thru Jun	% Change	Total
Total	2024	634	618	728	508	501	641	-	-	-	-	-	-	3,630	-27%	3,630
	2023	870	930	961	857	750	617	683	561	609	628	647	490	4,985	▼	8,603
Civil	2024	232	186	280	176	181	231	-	-	-	-	-	-	1,286	-23%	1,286
	2023	224	349	299	348	259	196	309	180	200	231	279	159	1,675	▼	3,033
Criminal	2024	169	146	122	118	134	154	-	-	-	-	-	-	843	-22%	843
	2023	203	173	224	153	202	120	105	133	127	161	141	126	1,075	▼	1,868
Concealed Handgun Permits	2024	77	144	144	104	77	151	-	-	-	-	-	-	697	-17%	697
	2023	197	171	163	117	98	90	79	64	123	72	107	83	836	▼	1,364
Miscellaneous/ Other	2024	156	142	182	110	109	105	-	-	-	-	-	-	804	-42%	804
	2023	246	237	274	239	191	210	190	180	159	164	120	122	1,397	▼	2,332
Others	2024	-	-	-	-	-	-	-	-	-	-	-	-	0	-100%	0
	2023	-	-	1	-	-	1	-	4	-	-	-	-	2	▼	6

Dispositions by Case Category																
Case Categories		Jan	Feb	Mar	Apr	May	Jun	Jul	Aug	Sep	Oct	Nov	Dec	Thru Jun	% Change	Total
Administrative Law	2024	1	-	2	-	-	-	-	-	-	-	-	-	3	-50%	3
	2023	-	1	2	1	1	1	1	1	1	-	1	-	6	▼	10
Capital Murder	2024	4	-	-	-	-	2	-	-	-	-	-	-	6	500%	6
	2023	-	-	-	1	-	-	-	-	-	-	2	-	1	▲	3
Contested Divorce	2024	11	7	5	6	4	4	-	-	-	-	-	-	37	-48%	37
	2023	6	14	16	22	8	5	8	2	12	18	13	8	71	▼	132
Domestic and Family - Level 1	2024	8	12	14	4	22	8	-	-	-	-	-	-	68	-63%	68
	2023	3	99	16	6	13	46	6	12	9	7	12	9	183	▼	238
Domestic and Family - Level 2	2024	4	-	4	1	4	8	-	-	-	-	-	-	21	40%	21
	2023	1	9	1	3	1	-	4	2	2	2	5	5	15	▲	35
Felonies and Related Matters	2024	109	91	79	73	79	87	-	-	-	-	-	-	518	-19%	518
	2023	138	94	150	94	106	56	70	89	53	131	80	69	638	▼	1,130
General Civil	2024	5	1	9	3	5	7	-	-	-	-	-	-	30	-35%	30
	2023	27	8	-	-	7	4	3	15	12	4	6	4	46	▼	90
General Civil - Level 1	2024	2	2	2	1	-	-	-	-	-	-	-	-	7	-63%	7
	2023	2	1	2	9	2	3	1	-	1	1	1	1	19	▼	24
General Civil - Level 2	2024	20	9	14	19	21	10	-	-	-	-	-	-	93	-29%	93
	2023	10	7	27	59	16	12	19	12	14	21	28	12	131	▼	237
General Civil - Level 3	2024	150	141	215	116	111	179	-	-	-	-	-	-	912	-12%	912
	2023	188	164	195	180	193	117	251	148	135	160	194	106	1,037	▼	2,031
Miscellaneous Civil	2024	151	197	246	170	154	240	-	-	-	-	-	-	1,158	-25%	1,158
	2023	310	260	299	275	192	211	196	137	204	140	162	157	1,547	▼	2,543
Misdemeanor	2024	44	44	30	33	41	45	-	-	-	-	-	-	237	-9%	237
	2023	45	54	41	31	59	31	23	21	62	24	35	38	261	▼	464
Other	2024	70	80	70	39	22	7	-	-	-	-	-	-	288	-56%	288
	2023	105	163	126	88	93	83	69	90	66	86	59	42	658	▼	1,070
Other Criminally Related Matters	2024	22	14	16	12	14	21	-	-	-	-	-	-	99	-48%	99
	2023	20	35	36	29	38	34	16	24	12	8	26	19	192	▼	297
Probates/Wills & Trusts - Level 1	2024	1	-	1	1	1	-	-	-	-	-	-	-	4	0%	4
	2023	-	-	-	1	2	1	1	-	-	-	-	-	4	↔	5
Probates/Wills & Trusts - Level 2	2024	3	2	3	1	2	3	-	-	-	-	-	-	14	-42%	14
	2023	-	1	6	10	4	3	1	3	-	6	1	4	24	▼	39
Protective Orders	2024	-	-	-	-	-	-	-	-	-	-	-	-	0	-100%	0
	2023	-	1	4	3	2	-	-	-	-	-	-	-	10	▼	10
Uncontested Divorce	2024	29	18	18	29	21	20	-	-	-	-	-	-	135	-5%	135
	2023	15	19	40	45	13	10	14	5	26	20	22	16	142	▼	245

This report reflects data in the case management system. Numbers will update accordingly as reports are refreshed and posted.

CPSS-CCMS-10.11 CASELOAD STATISTICS OF THE CIRCUIT COURTS

Norfolk

January 2023 -- June 2024 Dispositions

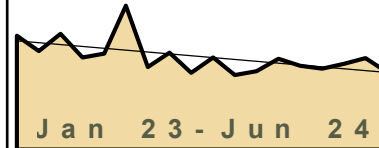
Alexandria and Fairfax Circuit are not Included in State Totals

Dashboard

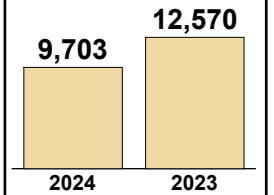
Court: Norfolk Circuit
Start/End Date: Jan-23 / Jun-24
2023 Average Month: 1,842
Jan-Jun 2023: 12,570
Dispositions Trending: ▼

Circuit/Court ID: 4 204710
Type of Case: Dispositions
2024 Average Month: 1,617
Jan-Jun 2024 : 9,703
Overall AVG. Month: 1,767

Monthly Dispositions Summary



Jan --- Jun Dispositions



Dispositions by Division

Divisions		Jan	Feb	Mar	Apr	May	Jun	Jul	Aug	Sep	Oct	Nov	Dec	Thru Jun	% Change	Total
Total	2024	1,731	1,593	1,538	1,635	1,740	1,466	-	-	-	-	-	-	9,703	-23%	9,703
	2023	2,170	1,873	2,205	1,751	1,830	2,741	1,574	1,844	1,461	1,751	1,418	1,490	12,570	▼	22,108
Civil	2024	396	406	427	381	444	367	-	-	-	-	-	-	2,421	-2%	2,421
	2023	347	350	443	447	403	470	364	395	404	393	371	405	2,460	▼	4,792
Criminal	2024	398	381	420	304	374	327	-	-	-	-	-	-	2,204	-6%	2,204
	2023	430	317	467	381	312	429	380	526	458	421	402	418	2,336	▼	4,941
Concealed Handgun Permits	2024	217	237	205	232	191	176	-	-	-	-	-	-	1,258	-16%	1,258
	2023	270	237	316	251	227	191	198	207	180	197	171	191	1,492	▼	2,636
Miscellaneous/Other	2024	718	566	478	711	725	585	-	-	-	-	-	-	3,783	-40%	3,783
	2023	1,121	966	979	672	888	1,649	632	713	419	738	471	476	6,275	▼	9,724
Others	2024	2	3	8	7	6	11	-	-	-	-	-	-	37	429%	37
	2023	2	3	-	-	-	2	-	3	-	2	3	-	7	▲	15

Dispositions by Case Category

Case Categories		Jan	Feb	Mar	Apr	May	Jun	Jul	Aug	Sep	Oct	Nov	Dec	Thru Jun	% Change	Total
Administrative Law	2024	3	-	6	6	4	2	-	-	-	-	-	-	21	-9%	21
	2023	6	3	7	3	1	3	4	6	2	8	5	3	23	▼	51
Capital Murder	2024	-	3	-	-	1	1	-	-	-	-	-	-	5	5	5
	2023	-	-	-	-	-	-	-	-	-	-	-	-	0	↔	0
Contested Divorce	2024	67	75	82	92	88	80	-	-	-	-	-	-	484	-6%	484
	2023	70	70	88	108	88	91	67	84	74	72	78	96	515	▼	986
Domestic and Family - Level 1	2024	42	34	15	33	42	33	-	-	-	-	-	-	199	11%	199
	2023	39	37	26	22	18	38	13	24	22	55	37	28	180	▲	359
Domestic and Family - Level 2	2024	26	24	20	25	21	21	-	-	-	-	-	-	137	2%	137
	2023	27	18	25	19	24	21	17	24	15	23	18	23	134	▲	254
Felonies and Related Matters	2024	295	263	279	217	258	252	-	-	-	-	-	-	1,564	-4%	1,564
	2023	291	233	339	269	185	309	242	359	296	288	288	280	1,626	▼	3,379
General Civil - Level 1	2024	2	4	9	5	4	7	-	-	-	-	-	-	31	35%	31
	2023	3	3	5	3	2	7	3	4	1	1	5	6	23	▲	43
General Civil - Level 2	2024	60	47	44	49	43	55	-	-	-	-	-	-	298	19%	298
	2023	35	43	44	48	34	47	41	50	43	36	46	41	251	▲	508
General Civil - Level 3	2024	104	111	83	82	109	85	-	-	-	-	-	-	574	2%	574
	2023	94	72	116	80	95	106	78	110	83	104	69	56	563	▲	1,063
Miscellaneous Civil	2024	733	650	569	725	696	604	-	-	-	-	-	-	3,977	-42%	3,977
	2023	1,181	1,022	1,086	807	986	1,733	736	765	508	782	526	563	6,815	▼	10,695
Misdemeanor	2024	56	69	92	46	68	59	-	-	-	-	-	-	390	-18%	390
	2023	98	61	88	68	76	83	92	119	95	88	67	93	474	▼	1,028
Other	2024	97	44	40	113	112	79	-	-	-	-	-	-	485	10%	485
	2023	103	105	94	56	43	41	37	35	22	45	57	49	442	▲	687
Other Criminally Related Matters	2024	49	52	54	43	49	20	-	-	-	-	-	-	267	-6%	267
	2023	48	33	46	52	57	49	50	59	71	49	51	47	285	▼	612
Probates/Wills & Trusts - Level 1	2024	2	2	5	1	3	3	-	-	-	-	-	-	16	100%	16
	2023	-	4	1	1	1	1	3	5	2	5	2	3	8	▲	28
Probates/Wills & Trusts - Level 2	2024	28	20	26	21	21	21	-	-	-	-	-	-	137	1%	137
	2023	18	25	28	25	25	15	13	33	15	23	16	24	136	▲	260
Protective Orders	2024	8	5	7	4	4	4	-	-	-	-	-	-	32	52%	32
	2023	2	2	5	3	3	6	4	3	7	4	1	7	21	▲	47
Uncontested Divorce	2024	159	190	207	173	217	140	-	-	-	-	-	-	1,086	1%	1,086
	2023	155	142	207	187	192	191	174	164	205	168	152	171	1,074	▲	2,108

This report reflects data in the case management system. Numbers will update accordingly as reports are refreshed and posted.

Dashboard		Monthly Dispositions Summary		Jan --- Jun Dispositions	
<p>Court: Isle of Wight Circuit Start/End Date: Jan-23 / Jun-24 2023 Average Month: 173 Jan-Jun 2023: 1,174 Dispositions Trending: ▼</p>	<p>Circuit/Court ID: 5 205093 Type of Case: Dispositions 2024 Average Month: 152 Jan-Jun 2024 : 911 Overall AVG. Month: 166</p>	<p>Jan 23 - Jun 24</p>		<p>2024: 911, 2023: 1,174</p>	

Dispositions by Division																
Divisions		Jan	Feb	Mar	Apr	May	Jun	Jul	Aug	Sep	Oct	Nov	Dec	Thru Jun	% Change	Total
Total	2024	173	119	188	185	131	115	-	-	-	-	-	-	911	-22%	911
	2023	273	150	271	155	184	141	171	140	136	162	139	154	1,174	▼	2,076
Civil	2024	13	31	17	37	24	12	-	-	-	-	-	-	134	1%	134
	2023	26	11	23	23	24	26	20	17	17	21	32	26	133	▲	266
Criminal	2024	41	21	28	44	46	60	-	-	-	-	-	-	240	-14%	240
	2023	59	38	56	42	29	56	46	37	34	34	23	34	280	▼	488
Concealed Handgun Permits	2024	98	50	110	79	54	34	-	-	-	-	-	-	425	-28%	425
	2023	153	86	154	67	104	30	78	65	60	77	67	73	594	▼	1,014
Miscellaneous/ Other	2024	21	17	32	25	7	9	-	-	-	-	-	-	111	-33%	111
	2023	34	15	38	22	27	29	27	21	25	30	17	21	165	▼	306
Others	2024	-	-	1	-	-	-	-	-	-	-	-	-	1	-50%	1
	2023	1	-	-	1	-	-	-	-	-	-	-	-	2	▼	2

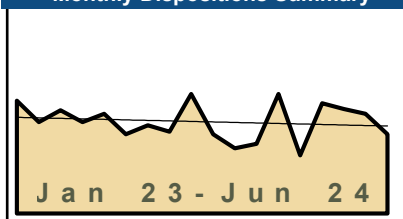
Dispositions by Case Category																
Case Categories		Jan	Feb	Mar	Apr	May	Jun	Jul	Aug	Sep	Oct	Nov	Dec	Thru Jun	% Change	Total
Administrative Law	2024	-	1	-	-	-	-	-	-	-	-	-	-	1	1	1
	2023	-	-	-	-	-	-	-	-	-	-	-	1	0	↔	1
Contested Divorce	2024	2	7	-	2	2	3	-	-	-	-	-	-	16	14%	16
	2023	2	4	2	2	2	2	5	4	2	8	6	1	14	▲	40
Domestic and Family - Level 1	2024	-	-	-	9	-	-	-	-	-	-	-	-	9	-36%	9
	2023	7	1	2	-	-	4	2	2	2	2	2	3	14	▼	27
Domestic and Family - Level 2	2024	-	2	1	2	4	2	-	-	-	-	-	-	11	22%	11
	2023	3	-	3	2	1	-	2	-	1	-	1	3	9	▲	16
Felonies and Related Matters	2024	24	10	18	33	27	38	-	-	-	-	-	-	150	-26%	150
	2023	41	23	44	32	20	43	32	31	26	16	17	20	203	▼	345
General Civil - Level 1	2024	1	-	-	-	-	1	-	-	-	-	-	-	2	2	2
	2023	-	-	-	-	-	-	-	-	-	-	-	1	0	↔	1
General Civil - Level 2	2024	4	9	3	11	3	2	-	-	-	-	-	-	32	33%	32
	2023	3	3	5	3	3	7	3	4	4	4	4	5	24	▲	48
General Civil - Level 3	2024	2	3	2	1	5	1	-	-	-	-	-	-	14	-33%	14
	2023	-	2	2	9	4	4	1	3	4	3	3	4	21	▼	39
Miscellaneous Civil	2024	116	64	132	103	61	42	-	-	-	-	-	-	518	-25%	518
	2023	171	94	173	79	119	51	95	78	76	102	77	82	687	▼	1,197
Misdemeanor	2024	11	6	6	7	9	19	-	-	-	-	-	-	58	29%	58
	2023	14	6	9	4	5	7	9	1	5	9	4	5	45	▲	78
Other	2024	3	4	10	2	1	-	-	-	-	-	-	-	20	-73%	20
	2023	18	7	19	11	12	7	10	8	9	5	4	9	74	▼	119
Other Criminally Related Matters	2024	6	5	5	5	10	3	-	-	-	-	-	-	34	-3%	34
	2023	4	9	3	8	4	7	5	5	3	9	2	9	35	▼	68
Probates/Wills & Trusts - Level 1	2024	-	-	-	-	-	-	-	-	-	-	-	-	0	-100%	0
	2023	-	-	1	-	1	-	-	-	-	-	-	1	2	▼	3
Probates/Wills & Trusts - Level 2	2024	3	2	2	1	3	1	-	-	-	-	-	-	12	1,100%	12
	2023	1	-	-	-	-	-	2	-	-	-	3	2	1	▲	8
Uncontested Divorce	2024	1	6	9	9	6	3	-	-	-	-	-	-	34	-24%	34
	2023	9	1	8	5	13	9	5	4	4	4	13	11	45	▼	86

Dashboard

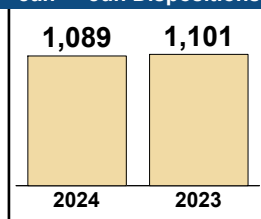
Court: Southampton Circuit
Start/End Date: Jan-23 / Jun-24
2023 Average Month: 172
Jan-Jun 2023: 1,101
Dispositions Trending: ⇄

Circuit/Court ID: 5 205175
Type of Case: Dispositions
2024 Average Month: 182
Jan-Jun 2024 : 1,089
Overall AVG. Month: 175

Monthly Dispositions Summary



Jan --- Jun Dispositions



Dispositions by Division

Divisions		Jan	Feb	Mar	Apr	May	Jun	Jul	Aug	Sep	Oct	Nov	Dec	Thru Jun	% Change	Total
Total	2024	228	111	210	199	190	151	-	-	-	-	-	-	1,089	-1%	1,089
	2023	215	174	197	174	190	151	168	156	228	151	124	133	1,101	▼	2,061
Civil	2024	18	15	16	17	20	14	-	-	12	16	19	18	100	18%	100
	2023	13	15	14	19	14	10	21	21	12	16	19	18	85	▲	192
Criminal	2024	93	59	95	86	114	67	-	-	-	-	-	-	514	8%	514
	2023	84	69	64	88	113	60	94	80	128	57	55	64	478	▲	956
Concealed Handgun Permits	2024	81	7	82	50	20	35	-	-	-	-	-	-	275	-27%	275
	2023	87	73	95	45	36	43	32	21	48	46	30	33	379	▼	589
Miscellaneous/ Other	2024	35	30	17	46	35	35	-	-	-	-	-	-	198	25%	198
	2023	30	17	24	22	27	38	21	34	40	32	20	18	158	▲	323
Others	2024	1	-	-	-	1	-	-	-	-	-	-	-	2	100%	2
	2023	1	-	-	-	-	-	-	-	-	-	-	-	1	▲	1

Dispositions by Case Category

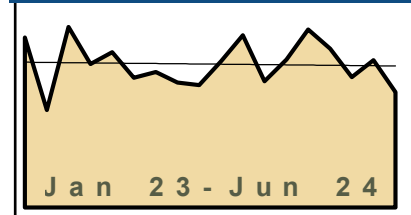
Case Categories		Jan	Feb	Mar	Apr	May	Jun	Jul	Aug	Sep	Oct	Nov	Dec	Thru Jun	% Change	Total
Contested Divorce	2024	3	-	1	2	4	3	-	-	-	-	-	-	13	44%	13
	2023	3	1	-	2	1	2	3	-	2	-	1	4	9	▲	19
Domestic and Family - Level 1	2024	4	-	1	1	-	-	-	-	-	-	-	-	6	500%	6
	2023	-	-	-	-	-	1	3	1	-	-	1	-	1	▲	6
Domestic and Family - Level 2	2024	-	1	-	1	1	-	-	-	-	-	-	-	3	200%	3
	2023	-	-	-	1	-	-	-	1	-	-	1	1	1	▲	4
Felonies and Related Matters	2024	56	37	56	56	77	36	-	-	-	-	-	-	318	7%	318
	2023	47	49	44	49	68	39	55	43	80	44	36	30	296	▲	584
General Civil - Level 1	2024	-	2	-	-	-	1	-	-	-	-	-	-	3	200%	3
	2023	-	1	-	-	-	-	1	-	2	-	-	1	1	▲	5
General Civil - Level 2	2024	-	5	-	3	5	2	-	-	-	-	-	-	15	-32%	15
	2023	3	7	2	6	2	2	3	5	4	3	3	5	22	▼	45
General Civil - Level 3	2024	4	5	3	9	5	4	-	-	-	-	-	-	30	15%	30
	2023	2	2	4	8	7	3	4	7	4	10	7	4	26	▲	62
Miscellaneous Civil	2024	92	18	94	66	32	43	-	-	-	-	-	-	345	-23%	345
	2023	101	79	106	58	43	63	41	34	67	63	41	40	450	▼	736
Misdemeanor	2024	31	7	15	20	29	18	-	-	-	-	-	-	120	5%	120
	2023	23	12	11	23	28	17	18	24	40	6	10	17	114	▲	229
Other	2024	26	18	7	28	25	28	-	-	-	-	-	-	132	48%	132
	2023	20	11	13	8	19	18	15	20	19	15	10	11	89	▲	179
Other Criminally Related Matters	2024	6	15	24	10	8	13	-	-	-	-	-	-	76	10%	76
	2023	14	8	10	16	17	4	21	14	8	7	10	17	69	▲	146
Probates/Wills & Trusts - Level 1	2024	-	-	-	1	-	-	-	-	-	-	-	-	1	1	1
	2023	-	-	-	-	-	-	-	-	-	-	-	-	0	↔	0
Probates/Wills & Trusts - Level 2	2024	-	-	-	-	-	-	-	-	-	-	-	-	0	0	0
	2023	-	-	-	-	-	-	-	1	-	-	2	-	0	↔	3
Protective Orders	2024	-	-	-	-	-	-	-	-	-	-	-	-	0	-100%	0
	2023	-	1	1	1	-	2	-	-	-	-	-	-	5	▼	5
Uncontested Divorce	2024	6	3	9	2	4	3	-	-	-	-	-	-	27	50%	27
	2023	2	3	6	2	5	-	4	6	2	3	2	3	18	▲	38

Dashboard

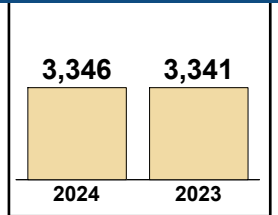
Court: Suffolk Circuit
Start/End Date: Jan-23 / Jun-24
2023 Average Month: 541
Jan-Jun 2023: 3,341
Dispositions Trending: ⇌

Circuit/Court ID: 5 205800
Type of Case: Dispositions
2024 Average Month: 558
Jan-Jun 2024 : 3,346
Overall AVG. Month: 547

Monthly Dispositions Summary



Jan --- Jun Dispositions



Dispositions by Division

Divisions		Jan	Feb	Mar	Apr	May	Jun	Jul	Aug	Sep	Oct	Nov	Dec	Thru Jun	% Change	Total
Total	2024	564	678	605	497	562	440	-	-	-	-	-	-	3,346	0%	3,346
	2023	648	372	688	547	592	494	516	476	466	558	656	481	3,341	▲	6,494
Civil	2024	91	141	70	86	96	60	-	-	-	-	-	-	544	40%	544
	2023	66	69	63	67	67	56	72	53	60	89	116	128	388	▲	906
Criminal	2024	230	297	304	217	267	216	-	-	-	-	-	-	1,531	3%	1,531
	2023	214	172	336	260	295	216	241	228	255	244	281	178	1,493	▲	2,920
Concealed Handgun Permits	2024	183	153	165	142	150	135	-	-	-	-	-	-	928	-23%	928
	2023	330	90	243	183	187	175	172	152	117	187	214	138	1,208	▼	2,188
Miscellaneous/ Other	2024	60	86	65	51	49	27	-	-	-	-	-	-	338	35%	338
	2023	38	41	46	36	43	46	31	43	33	38	44	37	250	▲	476
Others	2024	-	1	1	1	-	2	-	-	-	-	-	-	5	150%	5
	2023	-	-	-	1	-	1	-	-	1	-	1	-	2	▲	4

Dispositions by Case Category

Case Categories		Jan	Feb	Mar	Apr	May	Jun	Jul	Aug	Sep	Oct	Nov	Dec	Thru Jun	% Change	Total
Administrative Law	2024	2	2	-	2	-	1	-	-	-	-	-	-	7	600%	7
	2023	-	-	-	-	-	1	-	-	-	-	-	-	1	▲	1
Capital Murder	2024	-	1	1	-	2	3	-	-	-	-	-	-	7	250%	7
	2023	1	-	1	-	-	-	1	-	1	-	-	1	2	▲	5
Contested Divorce	2024	12	15	10	13	9	14	-	-	-	-	-	-	73	83%	73
	2023	13	6	4	4	7	6	7	6	9	18	13	14	40	▲	107
Domestic and Family - Level 1	2024	7	9	3	10	6	3	-	-	-	-	-	-	38	-10%	38
	2023	8	7	11	1	9	6	3	3	6	10	5	4	42	▼	73
Domestic and Family - Level 2	2024	9	11	7	9	31	9	-	-	-	-	-	-	76	85%	76
	2023	10	7	6	8	5	5	8	5	7	9	8	15	41	▲	93
Felonies and Related Matters	2024	145	225	212	113	166	156	-	-	-	-	-	-	1,017	11%	1,017
	2023	117	72	228	167	215	120	128	126	166	146	169	96	919	▲	1,750
General Civil - Level 1	2024	3	2	-	-	2	-	-	-	-	-	-	-	7	250%	7
	2023	-	-	-	1	-	1	1	1	-	4	2	3	2	▲	13
General Civil - Level 2	2024	18	31	18	16	12	7	-	-	-	-	-	-	102	55%	102
	2023	10	8	11	19	9	9	10	15	10	11	33	26	66	▲	171
General Civil - Level 3	2024	8	38	6	7	6	5	-	-	-	-	-	-	70	8%	70
	2023	8	24	4	9	12	8	18	5	5	9	17	12	65	▲	131
Miscellaneous Civil	2024	238	216	226	188	199	161	-	-	-	-	-	-	1,228	-15%	1,228
	2023	367	127	288	214	229	220	204	199	149	225	244	177	1,445	▼	2,643
Misdemeanor	2024	65	58	76	86	73	45	-	-	-	-	-	-	403	-14%	403
	2023	82	74	101	79	60	75	96	88	77	67	95	66	471	▼	960
Other	2024	-	4	2	3	2	4	-	-	-	-	-	-	15	67%	15
	2023	1	1	3	1	1	2	-	-	1	1	4	3	9	▲	18
Other Criminally Related Matters	2024	20	13	15	18	26	12	-	-	-	-	-	-	104	-4%	104
	2023	14	26	11	16	20	21	24	15	11	32	18	15	108	▼	223
Probates/Wills & Trusts - Level 1	2024	1	6	-	2	1	-	-	-	-	-	-	-	10	400%	10
	2023	-	1	-	-	1	-	-	-	-	-	-	1	2	▲	3
Probates/Wills & Trusts - Level 2	2024	5	9	3	7	2	5	-	-	-	-	-	-	31	72%	31
	2023	3	-	4	3	4	4	2	3	3	6	5	6	18	▲	43
Uncontested Divorce	2024	31	38	26	23	25	15	-	-	-	-	-	-	158	44%	158
	2023	14	19	16	25	20	16	14	10	21	20	42	43	110	▲	260

Dashboard		Monthly Dispositions Summary		Jan --- Jun Dispositions	
<p>Court: Brunswick Circuit Start/End Date: Jan-23 / Jun-24 2023 Average Month: 92 Jan-Jun 2023: 616 Dispositions Trending: ▲</p>	<p>Circuit/Court ID: 6 206025 Type of Case: Dispositions 2024 Average Month: 128 Jan-Jun 2024 : 765 Overall AVG. Month: 104</p>				

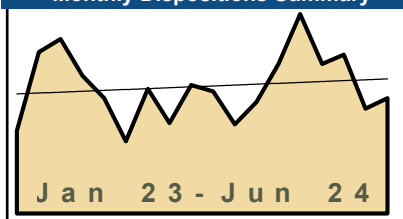
Dispositions by Division																
Divisions		Jan	Feb	Mar	Apr	May	Jun	Jul	Aug	Sep	Oct	Nov	Dec	Thru Jun	% Change	Total
Total	2024	172	140	135	129	104	85	-	-	-	-	-	-	765	24%	765
	2023	98	140	79	109	56	134	58	127	56	92	51	103	616	▲	1,103
Civil	2024	24	14	7	4	2	7	-	-	-	-	-	-	58	176%	58
	2023	1	5	2	3	3	7	3	3	1	6	3	3	21	▲	40
Criminal	2024	65	70	80	73	68	46	-	-	-	-	-	-	402	19%	402
	2023	37	92	42	55	33	80	37	57	27	48	12	56	339	▲	576
Concealed Handgun Permits	2024	30	42	39	38	24	21	-	-	-	-	-	-	194	7%	194
	2023	51	33	22	31	11	34	12	53	22	17	26	30	182	▲	342
Miscellaneous/ Other	2024	53	14	9	14	10	11	-	-	-	-	-	-	111	50%	111
	2023	9	10	13	20	9	13	6	14	6	19	10	14	74	▲	143
Others	2024	-	-	-	-	-	-	-	-	-	-	-	-	0	0	0
	2023	-	-	-	-	-	-	-	-	-	2	-	-	0	↔	2

Dispositions by Case Category																
Case Categories		Jan	Feb	Mar	Apr	May	Jun	Jul	Aug	Sep	Oct	Nov	Dec	Thru Jun	% Change	Total
Administrative Law	2024	2	-	-	-	-	-	-	-	-	-	-	-	2	2	2
	2023	-	-	-	-	-	-	-	-	-	-	-	-	-	0	↔
Contested Divorce	2024	2	1	-	-	-	-	-	-	-	-	-	-	3	-40%	3
	2023	1	-	1	2	-	1	1	-	1	-	-	-	5	▼	7
Domestic and Family - Level 1	2024	-	2	3	1	-	2	-	-	-	-	-	-	8	167%	8
	2023	-	-	1	-	-	2	-	-	-	5	-	-	3	▲	8
Domestic and Family - Level 2	2024	-	-	-	-	-	-	-	-	-	-	-	-	0	0	0
	2023	-	-	-	-	-	-	-	-	-	-	1	-	0	↔	1
Felonies and Related Matters	2024	36	25	62	40	44	14	-	-	-	-	-	-	221	25%	221
	2023	28	36	31	23	20	39	31	15	21	23	10	12	177	▲	289
General Civil - Level 1	2024	1	-	-	-	-	-	-	-	-	-	-	-	1	1	1
	2023	-	-	-	-	-	-	1	-	-	-	-	-	0	↔	1
General Civil - Level 2	2024	10	2	3	-	-	1	-	-	-	-	-	-	16	433%	16
	2023	-	2	-	-	-	1	1	-	-	-	-	2	3	▲	6
General Civil - Level 3	2024	9	1	1	2	-	2	-	-	-	-	-	-	15	150%	15
	2023	1	2	-	-	2	1	-	-	-	-	1	1	3	▲	11
Miscellaneous Civil	2024	72	49	43	48	27	28	-	-	-	-	-	-	267	22%	267
	2023	58	39	26	37	13	45	15	63	23	31	28	39	218	▲	417
Misdemeanor	2024	27	30	17	19	20	20	-	-	-	-	-	-	133	8%	133
	2023	8	42	11	22	11	29	6	27	6	12	2	9	123	▲	185
Other	2024	1	8	4	4	7	4	-	-	-	-	-	-	28	-22%	28
	2023	1	4	9	14	7	1	3	4	5	6	8	2	36	▼	64
Other Criminally Related Matters	2024	2	20	1	14	4	12	-	-	-	-	-	-	53	36%	53
	2023	1	14	-	10	2	12	-	15	-	13	-	35	39	▲	102
Probates/Wills & Trusts - Level 2	2024	2	-	-	-	-	-	-	-	-	-	-	-	2	2	2
	2023	-	-	-	-	-	-	-	-	-	-	-	-	0	↔	0
Protective Orders	2024	-	-	-	-	1	-	-	-	-	-	-	-	1	1	1
	2023	-	-	-	-	-	-	-	-	-	-	-	-	0	↔	0
Uncontested Divorce	2024	8	2	1	1	1	2	-	-	-	-	-	-	15	150%	15
	2023	-	1	-	1	1	3	-	3	-	1	1	1	6	▲	12

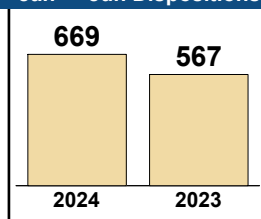
Dashboard

Court: Greenville Circuit
Circuit/Court ID: 6 206081
Start/End Date: Jan-23 / Jun-24
Type of Case: Dispositions
2023 Average Month: 90
2024 Average Month: 112
Jan-Jun 2023: 567
Jan-Jun 2024 : 669
Dispositions Trending: ▲
Overall AVG. Month: 97

Monthly Dispositions Summary



Jan --- Jun Dispositions



Dispositions by Division

Divisions		Jan	Feb	Mar	Apr	May	Jun	Jul	Aug	Sep	Oct	Nov	Dec	Thru Jun	% Change	Total
Total	2024	114	152	114	121	80	88	-	-	-	-	-	-	669	18%	669
	2023	63	123	133	105	88	55	95	69	98	93	68	85	567	▲	1,075
Civil	2024	9	5	6	12	7	6	-	-	-	-	-	-	45	15%	45
	2023	4	2	8	11	9	5	12	15	4	7	9	3	39	▲	89
Criminal	2024	77	123	69	75	50	50	-	-	-	-	-	-	444	32%	444
	2023	28	103	67	67	46	26	61	28	62	53	44	77	337	▲	662
Concealed Handgun Permits	2024	24	16	30	29	14	22	-	-	-	-	-	-	135	-15%	135
	2023	27	15	52	20	26	19	11	12	29	30	12	-	159	▼	253
Miscellaneous/ Other	2024	4	8	9	5	9	10	-	-	-	-	-	-	45	50%	45
	2023	4	2	6	7	7	4	11	14	3	3	3	5	30	▲	69
Others	2024	-	-	-	-	-	-	-	-	-	-	-	-	0	-100%	0
	2023	-	1	-	-	-	1	-	-	-	-	-	-	2	▼	2

Dispositions by Case Category

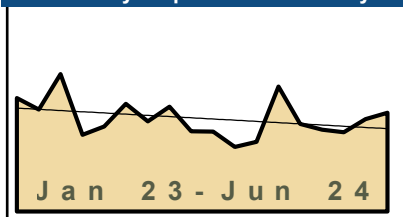
Case Categories		Jan	Feb	Mar	Apr	May	Jun	Jul	Aug	Sep	Oct	Nov	Dec	Thru Jun	% Change	Total
Administrative Law	2024	-	-	-	-	-	-	-	-	-	-	-	-	0	-100%	0
	2023	-	-	-	1	-	-	-	-	-	-	-	-	1	▼	1
Capital Murder	2024	-	-	-	-	-	-	-	-	-	-	-	-	0	-100%	0
	2023	-	-	-	-	1	-	-	-	-	1	-	-	1	▼	2
Contested Divorce	2024	-	1	2	-	2	-	-	-	-	-	-	-	5	0%	5
	2023	2	1	1	-	-	1	2	-	-	3	1	-	5	↔	11
Domestic and Family - Level 1	2024	2	-	1	2	-	-	-	-	-	-	-	-	5	25%	5
	2023	-	-	-	-	2	2	-	1	-	-	-	-	4	▲	5
Domestic and Family - Level 2	2024	-	2	-	1	-	-	-	-	-	-	-	-	3	-25%	3
	2023	1	-	2	-	-	1	3	2	-	1	-	1	4	▼	11
Felonies and Related Matters	2024	42	63	44	56	26	28	-	-	-	-	-	-	259	13%	259
	2023	22	73	42	52	25	15	38	15	43	32	27	61	229	▲	445
General Civil - Level 1	2024	-	-	1	-	-	-	-	-	-	-	-	-	1	1	1
	2023	-	-	-	-	-	-	-	-	-	-	-	-	0	↔	0
General Civil - Level 2	2024	2	1	-	1	3	-	-	-	-	-	-	-	7	-42%	7
	2023	1	1	1	5	4	-	2	2	2	2	4	2	12	▼	26
General Civil - Level 3	2024	3	2	2	5	2	3	-	-	-	-	-	-	17	143%	17
	2023	1	-	2	1	3	-	5	-	1	-	-	-	7	▲	13
Miscellaneous Civil	2024	27	23	39	34	21	32	-	-	-	-	-	-	176	-5%	176
	2023	29	17	56	28	32	23	18	35	32	33	16	4	185	▼	323
Misdemeanor	2024	31	48	22	14	20	15	-	-	-	-	-	-	150	127%	150
	2023	6	19	17	10	10	4	13	13	15	8	13	15	66	▲	143
Other	2024	-	-	-	-	-	-	-	-	-	-	-	-	0	-100%	0
	2023	-	1	-	-	-	1	-	-	-	-	-	1	2	▼	3
Other Criminally Related Matters	2024	6	12	3	6	4	7	-	-	-	-	-	-	38	-7%	38
	2023	-	11	8	5	10	7	10	-	4	12	4	2	41	▼	73
Probates/Wills & Trusts - Level 2	2024	-	-	-	-	1	-	-	-	-	-	-	-	1	-67%	1
	2023	-	-	-	3	-	-	-	-	-	-	-	-	3	▼	3
Uncontested Divorce	2024	1	-	-	2	1	3	-	-	-	-	-	-	7	0%	7
	2023	1	-	4	-	1	1	4	1	1	1	2	-	7	↔	16

Dashboard

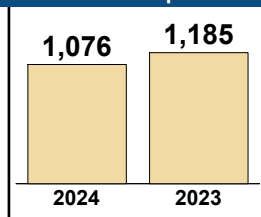
Court: Prince George Circuit
Start/End Date: Jan-23 / Jun-24
2023 Average Month: 177
Jan-Jun 2023: 1,185
Dispositions Trending: ▼

Circuit/Court ID: 6 206149
Type of Case: Dispositions
2024 Average Month: 179
Jan-Jun 2024 : 1,076
Overall AVG. Month: 177

Monthly Dispositions Summary



Jan --- Jun Dispositions



Dispositions by Division

Divisions		Jan	Feb	Mar	Apr	May	Jun	Jul	Aug	Sep	Oct	Nov	Dec	Thru Jun	% Change	Total
Total	2024	238	167	156	151	176	188	-	-	-	-	-	-	1,076	-9%	1,076
	2023	216	194	262	146	162	205	172	200	153	152	123	133	1,185	▼	2,118
Civil	2024	15	23	10	22	26	24	-	-	-	-	-	-	120	14%	120
	2023	16	7	15	18	38	11	15	24	10	17	13	14	105	▲	198
Criminal	2024	108	84	59	64	77	103	-	-	-	-	-	-	495	-4%	495
	2023	106	87	100	64	58	100	69	99	76	46	53	77	515	▼	935
Concealed Handgun Permits	2024	108	50	74	58	56	54	-	-	-	-	-	-	400	-22%	400
	2023	93	93	128	55	59	84	76	69	57	70	53	38	512	▼	875
Miscellaneous/ Other	2024	7	10	13	7	17	7	-	-	-	-	-	-	61	15%	61
	2023	1	7	19	9	7	10	12	8	10	19	4	4	53	▲	110

Dispositions by Case Category

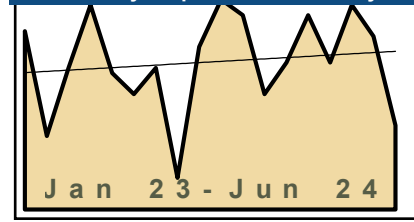
Case Categories		Jan	Feb	Mar	Apr	May	Jun	Jul	Aug	Sep	Oct	Nov	Dec	Thru Jun	% Change	Total
Contested Divorce	2024	2	2	-	3	4	2	-	-	-	-	-	-	13	-19%	13
	2023	2	-	2	4	7	1	-	3	4	1	5	2	16	▼	31
Domestic and Family - Level 1	2024	2	6	1	8	1	8	-	-	-	-	-	-	26	189%	26
	2023	1	1	1	2	4	-	2	4	3	1	-	1	9	▲	20
Domestic and Family - Level 2	2024	-	-	-	-	-	1	-	-	-	-	-	-	1	-80%	1
	2023	2	-	1	-	1	1	-	1	-	1	-	2	5	▼	9
Felonies and Related Matters	2024	66	53	37	38	44	53	-	-	-	-	-	-	291	-2%	291
	2023	61	57	55	32	32	59	40	58	37	27	30	43	296	▼	531
General Civil - Level 1	2024	-	-	1	-	-	-	-	-	-	-	-	-	1	1	1
	2023	-	-	-	-	-	-	-	1	-	1	-	2	0	↔	4
General Civil - Level 2	2024	3	6	3	3	4	2	-	-	-	-	-	-	21	40%	21
	2023	3	3	1	-	6	2	1	6	1	5	2	2	15	▲	32
General Civil - Level 3	2024	3	3	3	-	6	3	-	-	-	-	-	-	18	-14%	18
	2023	1	1	2	4	8	5	1	5	1	-	1	2	21	▼	31
Miscellaneous Civil	2024	115	57	87	65	72	60	-	-	-	-	-	-	456	-18%	456
	2023	94	100	143	64	65	93	88	77	67	89	56	42	559	▼	978
Misdemeanor	2024	38	26	18	24	31	45	-	-	-	-	-	-	182	-9%	182
	2023	41	25	43	26	25	40	26	36	34	15	22	30	200	▼	363
Other	2024	-	-	-	-	-	-	-	-	-	-	-	-	0	-100%	0
	2023	-	1	-	-	1	-	-	1	-	-	-	-	2	▼	3
Other Criminally Related Matters	2024	5	5	5	2	2	5	-	-	-	-	-	-	24	26%	24
	2023	4	5	2	6	1	1	4	5	5	4	1	4	19	▲	42
Probates/Wills & Trusts - Level 1	2024	-	-	-	-	-	-	-	-	-	-	-	-	0	0	0
	2023	-	-	-	-	-	-	-	-	-	-	1	-	0	↔	1
Probates/Wills & Trusts - Level 2	2024	-	-	-	1	2	3	-	-	-	-	-	-	6	-14%	6
	2023	1	1	1	-	4	-	1	1	-	1	-	-	7	▼	10
Protective Orders	2024	-	2	1	-	-	1	-	-	-	-	-	-	4	4	4
	2023	-	-	-	-	-	-	-	-	-	-	-	-	0	↔	0
Uncontested Divorce	2024	4	7	-	7	10	5	-	-	-	-	-	-	33	-8%	33
	2023	6	-	11	8	8	3	9	2	1	7	5	3	36	▼	63

Dashboard

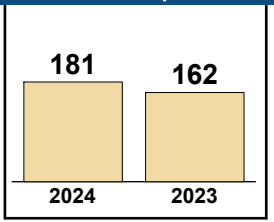
Court: Surry Circuit
Start/End Date: Jan-23 / Jun-24
2023 Average Month: 27
Jan-Jun 2023: 162
Dispositions Trending: ▲

Circuit/Court ID: 6 206181
Type of Case: Dispositions
2024 Average Month: 30
Jan-Jun 2024 : 181
Overall AVG. Month: 28

Monthly Dispositions Summary



Jan --- Jun Dispositions



Dispositions by Division

Divisions		Jan	Feb	Mar	Apr	May	Jun	Jul	Aug	Sep	Oct	Nov	Dec	Thru Jun	% Change	Total
Total	2024	28	37	28	39	33	16	-	-	-	-	-	-	181	12%	181
	2023	34	14	27	39	26	22	27	6	31	40	37	22	162	▲	325
Civil	2024	-	2	2	1	2	1	-	-	7	15	6	4	8	-33%	8
	2023	3	-	2	4	2	1	2	1	7	15	6	4	12	▼	47
Criminal	2024	15	8	3	31	2	9	-	-	-	-	-	-	68	300%	68
	2023	3	-	3	-	1	10	-	2	7	14	3	5	17	▲	48
Concealed Handgun Permits	2024	13	24	22	4	23	5	-	-	-	-	-	-	91	-20%	91
	2023	21	14	16	33	22	8	19	2	16	2	19	6	114	▼	178
Miscellaneous/ Other	2024	-	3	1	3	6	1	-	-	-	-	-	-	14	-26%	14
	2023	7	-	6	2	1	3	6	1	1	9	9	7	19	▼	52

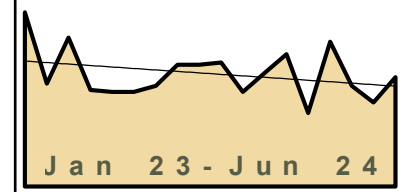
Dispositions by Case Category

Case Categories		Jan	Feb	Mar	Apr	May	Jun	Jul	Aug	Sep	Oct	Nov	Dec	Thru Jun	% Change	Total
Administrative Law	2024	-	-	-	-	-	-	-	-	-	-	-	2	0	0	0
	2023	-	-	-	-	-	-	-	-	-	-	-	-	0	↔	2
Contested Divorce	2024	-	1	-	1	1	-	-	-	-	-	-	-	3	200%	3
	2023	-	-	-	1	-	-	1	1	-	5	2	-	1	▲	10
Domestic and Family - Level 1	2024	-	-	-	-	-	-	-	-	3	-	-	-	0	-100%	0
	2023	-	-	-	1	1	-	-	-	-	-	-	-	2	▼	5
Domestic and Family - Level 2	2024	-	-	-	-	1	-	-	-	-	-	-	-	1	1	1
	2023	-	-	-	-	-	-	-	-	-	1	-	-	0	↔	1
Felonies and Related Matters	2024	8	3	3	30	1	4	-	-	-	-	-	-	49	345%	49
	2023	-	-	2	-	1	8	-	1	4	6	2	3	11	▲	27
General Civil - Level 1	2024	-	-	1	-	-	-	-	-	-	-	-	-	1	1	1
	2023	-	-	-	-	-	-	-	-	-	-	-	-	0	↔	0
General Civil - Level 2	2024	-	-	1	2	1	-	-	-	-	-	-	-	4	100%	4
	2023	1	-	1	-	-	-	-	-	1	6	-	1	2	▲	10
General Civil - Level 3	2024	-	1	-	-	-	1	-	-	-	-	-	-	2	-33%	2
	2023	1	-	-	1	1	-	-	-	-	6	1	1	3	▼	11
Miscellaneous Civil	2024	13	27	22	5	28	5	-	-	17	7	27	13	100	-24%	100
	2023	27	14	22	35	23	10	25	3	17	7	27	13	131	▼	223
Misdemeanor	2024	7	4	-	1	-	5	-	-	-	-	-	-	17	240%	17
	2023	3	-	1	-	-	1	-	1	3	7	1	3	5	▲	20
Other	2024	-	-	-	-	-	-	-	-	-	-	-	-	0	-100%	0
	2023	-	-	-	-	-	1	-	-	-	-	-	-	1	▼	1
Other Criminally Related Matters	2024	-	1	-	-	1	-	-	-	-	-	-	-	2	100%	2
	2023	-	-	-	-	-	1	-	-	-	1	-	-	1	▲	2
Probates/Wills & Trusts - Level 2	2024	-	-	-	-	-	-	-	-	-	-	-	-	0	-100%	0
	2023	1	-	1	-	-	-	-	-	-	-	-	-	2	▼	2
Protective Orders	2024	-	-	-	-	-	-	-	-	-	-	-	-	0	-100%	0
	2023	-	-	-	-	-	1	-	-	-	-	1	-	1	▼	2
Uncontested Divorce	2024	-	-	1	-	-	1	-	-	-	-	-	-	2	0%	2
	2023	1	-	-	1	-	-	1	-	3	1	1	1	2	↔	9

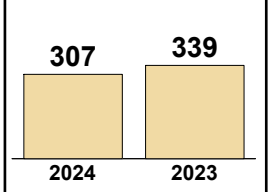
Dashboard

Court: Sussex Circuit **Circuit/Court ID:** 6 206183
Start/End Date: Jan-23 / Jun-24 **Type of Case:** Dispositions
2023 Average Month: 55 **2024 Average Month:** 51
Jan-Jun 2023: 339 **Jan-Jun 2024 :** 307
Dispositions Trending: ▼ **Overall AVG. Month:** 54

Monthly Dispositions Summary



Jan --- Jun Dispositions



Dispositions by Division

Divisions		Jan	Feb	Mar	Apr	May	Jun	Jul	Aug	Sep	Oct	Nov	Dec	Thru Jun	% Change	Total
Total	2024	63	35	69	48	40	52	-	-	-	-	-	-	307	-9%	307
	2023	83	49	71	46	45	45	48	58	58	59	45	54	339	▼	661
Civil	2024	2	5	4	4	1	6	-	-	-	-	-	-	22	-24%	22
	2023	2	6	6	8	2	5	3	2	4	-	2	5	29	▼	45
Criminal	2024	38	15	38	24	15	34	-	-	-	-	-	-	164	3%	164
	2023	53	16	38	18	16	19	41	27	36	42	17	26	160	▲	349
Concealed Handgun Permits	2024	19	12	20	17	13	12	-	-	-	-	-	-	93	-21%	93
	2023	24	17	23	17	20	17	4	21	15	14	23	20	118	▼	215
Miscellaneous/ Other	2024	4	3	7	3	11	-	-	-	-	-	-	-	28	-13%	28
	2023	4	10	4	3	7	4	-	8	3	3	3	3	32	▼	52

Dispositions by Case Category

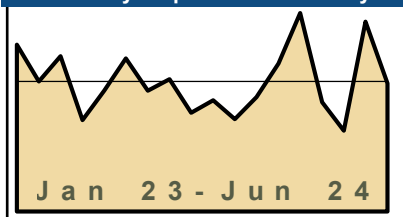
Case Categories		Jan	Feb	Mar	Apr	May	Jun	Jul	Aug	Sep	Oct	Nov	Dec	Thru Jun	% Change	Total
Contested Divorce	2024	-	1	1	-	-	1	-	-	-	-	-	-	3	50%	3
	2023	-	-	1	1	-	-	2	-	-	-	-	1	2	▲	5
Domestic and Family - Level 1	2024	-	-	-	-	-	2	-	-	-	-	-	-	2	0%	2
	2023	1	-	-	1	-	-	-	-	-	-	-	3	2	↔	5
Domestic and Family - Level 2	2024	-	-	-	1	-	-	-	-	-	-	-	-	1	0%	1
	2023	-	-	-	-	-	1	-	-	-	-	-	-	1	↔	1
Felonies and Related Matters	2024	27	11	33	7	7	26	-	-	-	-	-	-	111	7%	111
	2023	38	7	23	15	11	10	34	10	24	31	7	21	104	▲	231
General Civil - Level 1	2024	-	1	-	-	-	1	-	-	-	-	-	-	2	2	2
	2023	-	-	-	-	-	-	-	-	-	-	-	-	0	↔	0
General Civil - Level 2	2024	2	1	1	2	1	-	-	-	-	-	-	-	7	-42%	7
	2023	-	4	1	3	1	3	1	3	2	-	1	-	12	▼	19
General Civil - Level 3	2024	-	1	2	-	-	-	-	-	-	-	-	-	3	-79%	3
	2023	-	2	5	4	2	1	-	1	2	-	2	-	14	▼	19
Miscellaneous Civil	2024	22	13	26	19	23	12	-	-	-	-	-	-	115	-20%	115
	2023	28	25	25	19	26	20	4	26	18	16	24	23	143	▼	254
Misdemeanor	2024	9	1	5	5	3	1	-	-	-	-	-	-	24	-40%	24
	2023	12	8	11	1	2	6	5	15	8	9	6	6	40	▼	89
Other Criminally Related Matters	2024	2	3	-	12	5	7	-	-	-	-	-	-	29	81%	29
	2023	3	1	4	2	3	3	2	2	4	2	4	-	16	▲	30
Probates/Wills & Trusts - Level 2	2024	-	2	-	-	-	-	-	-	-	-	-	-	2	2	2
	2023	-	-	-	-	-	-	-	-	-	-	-	-	0	↔	0
Uncontested Divorce	2024	1	1	1	2	1	2	-	-	-	-	-	-	8	60%	8
	2023	1	2	1	-	-	1	-	1	-	1	1	-	5	▲	8

Dashboard

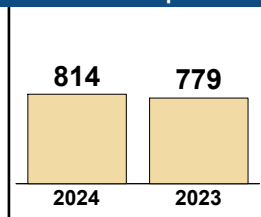
Court: Hopewell Circuit
Start/End Date: Jan-23 / Jun-24
2023 Average Month: 118
Jan-Jun 2023: 779
Dispositions Trending: ▲

Circuit/Court ID: 6 206670
Type of Case: Dispositions
2024 Average Month: 136
Jan-Jun 2024 : 814
Overall AVG. Month: 124

Monthly Dispositions Summary



Jan --- Jun Dispositions



Dispositions by Division

Divisions		Jan	Feb	Mar	Apr	May	Jun	Jul	Aug	Sep	Oct	Nov	Dec	Thru Jun	% Change	Total
Total	2024	141	189	104	77	181	122	-	-	-	-	-	-	814	4%	814
	2023	159	124	148	87	115	146	115	126	94	106	88	109	779	▲	1,417
Civil	2024	20	15	9	13	18	16	-	-	-	-	-	-	91	26%	91
	2023	26	9	9	12	11	5	13	17	16	25	10	14	72	▲	167
Criminal	2024	82	117	45	50	105	76	-	-	-	-	-	-	475	13%	475
	2023	100	62	58	43	48	108	74	69	48	64	42	71	419	▲	787
Concealed Handgun Permits	2024	34	44	42	7	47	22	-	-	-	-	-	-	196	-8%	196
	2023	23	47	51	18	53	22	19	24	22	13	29	17	214	▼	338
Miscellaneous/ Other	2024	5	12	8	6	11	8	-	-	-	-	-	-	50	-32%	50
	2023	9	6	30	14	3	11	9	16	8	4	7	7	73	▼	124
Others	2024	-	1	-	1	-	-	-	-	-	-	-	-	2	100%	2
	2023	1	-	-	-	-	-	-	-	-	-	-	-	1	▲	1

Dispositions by Case Category

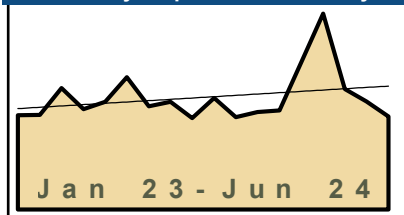
Case Categories		Jan	Feb	Mar	Apr	May	Jun	Jul	Aug	Sep	Oct	Nov	Dec	Thru Jun	% Change	Total
Capital Murder	2024	-	-	-	-	-	1	-	-	-	-	-	-	1	1	1
	2023	-	-	-	-	-	-	-	-	-	-	-	-	0	↔	0
Contested Divorce	2024	2	1	-	1	1	3	-	-	-	-	-	-	8	-11%	8
	2023	-	3	2	1	2	1	1	1	3	2	2	-	9	▼	18
Domestic and Family - Level 1	2024	4	2	1	1	5	7	-	-	-	-	-	-	20	11%	20
	2023	16	-	1	-	-	1	1	6	2	11	-	3	18	▲	41
Domestic and Family - Level 2	2024	3	-	1	2	1	1	-	-	-	-	-	-	8	-11%	8
	2023	2	1	1	2	2	1	-	1	-	2	1	-	9	▼	13
Felonies and Related Matters	2024	59	77	31	34	48	52	-	-	-	-	-	-	301	3%	301
	2023	76	44	43	32	35	61	49	46	29	29	26	48	291	▲	518
General Civil - Level 1	2024	-	-	-	-	-	-	-	-	-	-	-	-	0	0	0
	2023	-	-	-	-	-	-	-	-	1	-	-	1	0	↔	2
General Civil - Level 2	2024	3	3	3	2	2	-	-	-	-	-	-	-	13	117%	13
	2023	-	1	-	4	-	1	2	3	3	1	1	2	6	▲	18
General Civil - Level 3	2024	4	6	2	1	5	1	-	-	-	-	-	-	19	46%	19
	2023	4	2	1	3	3	-	4	-	3	4	3	-	13	▲	27
Miscellaneous Civil	2024	39	56	50	13	58	30	-	-	-	-	-	-	246	-12%	246
	2023	31	53	78	29	56	32	28	40	29	16	35	24	279	▼	451
Misdemeanor	2024	23	36	9	16	54	22	-	-	-	-	-	-	160	36%	160
	2023	23	18	14	7	10	46	21	23	16	31	13	20	118	▲	242
Other	2024	-	2	-	3	1	-	-	-	-	-	-	-	6	100%	6
	2023	2	-	1	-	-	-	-	-	-	1	-	-	3	▲	4
Other Criminally Related Matters	2024	-	4	5	-	3	1	-	-	-	-	-	-	13	30%	13
	2023	1	-	1	4	3	1	4	-	3	4	3	3	10	▲	27
Probates/Wills & Trusts - Level 2	2024	1	-	-	-	-	-	-	-	-	-	-	-	1	-50%	1
	2023	-	-	1	1	-	-	1	1	-	-	-	-	2	▼	4
Protective Orders	2024	-	-	-	-	-	-	-	-	-	-	-	-	0	-100%	0
	2023	-	1	-	1	-	1	2	1	-	1	1	1	3	▼	9
Uncontested Divorce	2024	3	2	2	4	3	4	-	-	-	-	-	-	18	0%	18
	2023	4	1	5	3	4	1	2	4	5	4	3	7	18	↔	43

Dashboard

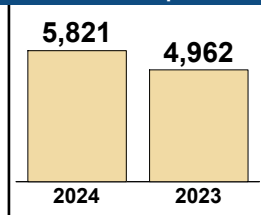
Court: Newport News Circuit
Start/End Date: Jan-23 / Jun-24
2023 Average Month: 797
Jan-Jun 2023: 4,962
Dispositions Trending: ▲

Circuit/Court ID: 7 207700
Type of Case: Dispositions
2024 Average Month: 970
Jan-Jun 2024 : 5,821
Overall AVG. Month: 855

Monthly Dispositions Summary



Jan --- Jun Dispositions



Dispositions by Division

Divisions		Jan	Feb	Mar	Apr	May	Jun	Jul	Aug	Sep	Oct	Nov	Dec	Thru Jun	% Change	Total
Total	2024	755	1,121	1,494	918	824	709	-	-	-	-	-	-	5,821	17%	5,821
	2023	718	722	926	765	822	1,009	788	822	697	850	705	744	4,962	▲	9,568
Civil	2024	95	486	540	225	104	27	-	-	-	-	-	-	1,477	95%	1,477
	2023	88	136	128	103	135	168	153	168	79	110	120	83	758	▲	1,471
Criminal	2024	322	306	405	330	319	396	-	-	-	-	-	-	2,078	0%	2,078
	2023	302	325	369	327	304	455	274	362	348	386	265	340	2,082	▼	4,057
Concealed Handgun Permits	2024	161	166	253	185	278	227	-	-	-	-	-	-	1,270	-6%	1,270
	2023	210	171	269	226	233	239	219	109	121	172	196	149	1,348	▼	2,314
Miscellaneous/ Other	2024	175	162	296	177	123	59	-	-	-	-	-	-	992	29%	992
	2023	117	89	160	108	150	147	142	181	148	182	123	172	771	▲	1,719
Others	2024	2	1	-	1	-	-	-	-	-	-	-	-	4	33%	4
	2023	1	1	-	1	-	-	-	2	1	-	1	-	3	▲	7

Dispositions by Case Category

Case Categories		Jan	Feb	Mar	Apr	May	Jun	Jul	Aug	Sep	Oct	Nov	Dec	Thru Jun	% Change	Total
Administrative Law	2024	-	-	-	-	1	-	-	-	-	-	-	-	1	-75%	1
	2023	-	-	-	-	1	3	-	-	-	1	-	-	4	▼	5
Capital Murder	2024	-	-	-	-	-	-	-	-	-	-	-	-	0	-100%	0
	2023	-	-	-	-	-	1	-	-	-	-	-	-	1	▼	1
Contested Divorce	2024	14	14	12	7	6	2	-	-	-	-	-	-	55	-35%	55
	2023	6	15	18	15	17	14	15	24	12	14	22	14	85	▼	186
Domestic and Family - Level 1	2024	6	10	7	10	5	-	-	-	-	-	-	-	38	-54%	38
	2023	6	11	26	5	12	22	11	16	5	18	22	7	82	▼	161
Domestic and Family - Level 2	2024	1	6	-	1	-	3	-	-	-	-	-	-	11	-62%	11
	2023	4	8	2	2	5	8	6	8	3	4	4	7	29	▼	61
Felonies and Related Matters	2024	171	155	236	167	131	193	-	-	-	-	-	-	1,053	-6%	1,053
	2023	158	167	218	187	145	248	141	189	147	207	125	166	1,123	▼	2,098
General Civil	2024	-	3	1	3	3	-	-	-	-	-	-	-	10	10	10
	2023	-	-	-	-	-	-	-	-	-	-	-	-	0	↔	0
General Civil - Level 1	2024	7	377	471	150	56	-	-	-	-	-	-	-	1,061	1,120%	1,061
	2023	13	25	9	14	15	11	48	23	-	6	5	6	87	▲	175
General Civil - Level 2	2024	25	25	29	20	10	5	-	-	-	-	-	-	114	-29%	114
	2023	15	23	24	13	23	63	14	19	19	14	22	19	161	▼	268
General Civil - Level 3	2024	5	22	6	11	9	9	-	-	-	-	-	-	62	-29%	62
	2023	17	10	13	15	15	17	15	12	5	11	10	7	87	▼	147
Miscellaneous Civil	2024	281	245	442	313	384	270	-	-	-	-	-	-	1,935	12%	1,935
	2023	262	225	332	295	310	303	301	221	203	284	297	297	1,727	▲	3,330
Misdemeanor	2024	77	79	117	93	60	111	-	-	-	-	-	-	537	6%	537
	2023	77	88	101	72	74	96	56	84	83	102	63	80	508	▲	976
Other	2024	55	76	101	43	13	16	-	-	-	-	-	-	304	-14%	304
	2023	61	34	92	35	70	61	59	68	63	69	22	23	353	▼	657
Other Criminally Related Matters	2024	75	76	52	71	128	92	-	-	-	-	-	-	494	1%	494
	2023	79	86	52	77	87	110	80	90	124	80	83	94	491	▲	1,042
Probates/Wills & Trusts - Level 1	2024	-	-	-	-	-	-	-	-	-	-	-	-	0	-100%	0
	2023	-	1	-	-	-	-	-	-	-	-	-	-	1	▼	1
Probates/Wills & Trusts - Level 2	2024	3	2	1	2	5	1	-	-	-	-	-	-	14	-30%	14
	2023	-	1	3	4	4	8	6	3	2	-	1	-	20	▼	32
Uncontested Divorce	2024	35	31	19	27	13	7	-	-	-	-	-	-	132	-35%	132
	2023	20	28	36	31	44	44	36	65	31	40	29	24	203	▼	428

Dashboard		Monthly Dispositions Summary		Jan --- Jun Dispositions	
<p>Court: Hampton Circuit Start/End Date: Jan-23 / Jun-24 2023 Average Month: 638 Jan-Jun 2023: 3,918 Dispositions Trending: ▲</p>	<p>Circuit/Court ID: 8 208650 Type of Case: Dispositions 2024 Average Month: 809 Jan-Jun 2024 : 4,856 Overall AVG. Month: 695</p>	<p style="text-align: center; font-weight: bold;">Jan 23 - Jun 24</p>		<div style="display: flex; justify-content: space-around;"> <div style="text-align: center;"> <p style="font-size: 1.2em; font-weight: bold;">4,856</p> <div style="width: 40px; height: 40px; background-color: #d9ead3; margin: 0 auto;"></div> <p style="font-weight: bold;">2024</p> </div> <div style="text-align: center;"> <p style="font-size: 1.2em; font-weight: bold;">3,918</p> <div style="width: 40px; height: 40px; background-color: #d9ead3; margin: 0 auto;"></div> <p style="font-weight: bold;">2023</p> </div> </div>	

Dispositions by Division																
Divisions		Jan	Feb	Mar	Apr	May	Jun	Jul	Aug	Sep	Oct	Nov	Dec	Thru Jun	% Change	Total
Total	2024	669	780	944	936	808	719	-	-	-	-	-	-	4,856	24%	4,856
	2023	627	498	784	681	620	708	635	750	577	638	626	515	3,918	▲	7,659
Civil	2024	157	111	328	149	127	131	-	-	-	-	-	-	1,003	106%	1,003
	2023	80	64	67	102	75	100	116	81	88	82	90	54	488	▲	999
Criminal	2024	287	405	356	300	349	442	-	-	-	-	-	-	2,139	17%	2,139
	2023	295	224	406	257	274	376	319	382	293	344	266	325	1,832	▲	3,761
Concealed Handgun Permits	2024	160	160	142	316	228	98	-	-	-	-	-	-	1,104	-11%	1,104
	2023	216	154	244	269	210	152	119	212	139	153	224	84	1,245	▼	2,176
Miscellaneous/ Other	2024	65	104	118	171	104	48	-	-	-	-	-	-	610	73%	610
	2023	36	56	66	53	61	80	81	74	57	58	44	51	352	▲	717
Others	2024	-	-	-	-	-	-	-	-	-	-	-	-	0	-100%	0
	2023	-	-	1	-	-	-	-	1	-	1	2	1	1	▼	6

Dispositions by Case Category																
Case Categories		Jan	Feb	Mar	Apr	May	Jun	Jul	Aug	Sep	Oct	Nov	Dec	Thru Jun	% Change	Total
Administrative Law	2024	-	1	1	3	-	1	-	-	-	-	-	-	6	100%	6
	2023	-	-	-	1	-	2	-	-	-	-	-	-	-	3	▲
Capital Murder	2024	-	-	1	2	-	-	-	-	-	-	-	-	3	3	3
	2023	-	-	-	-	-	-	-	-	-	1	-	-	0	↔	1
Contested Divorce	2024	17	17	19	14	17	5	-	-	-	-	-	-	89	44%	89
	2023	11	8	5	13	12	13	19	3	7	11	13	3	62	▲	118
Domestic and Family - Level 1	2024	15	11	31	9	17	15	-	-	-	-	-	-	98	51%	98
	2023	19	5	5	12	14	10	9	11	11	8	12	10	65	▲	126
Domestic and Family - Level 2	2024	4	2	189	8	3	4	-	-	-	-	-	-	210	1,809%	210
	2023	2	1	3	5	-	-	5	4	4	-	1	2	11	▲	27
Felonies and Related Matters	2024	117	194	182	140	160	178	-	-	-	-	-	-	971	4%	971
	2023	170	123	215	151	130	144	148	187	153	129	103	139	933	▲	1,792
General Civil	2024	-	-	-	4	13	-	-	-	-	-	-	-	17	1,600%	17
	2023	-	-	-	-	1	-	-	-	-	-	-	-	1	▲	1
General Civil - Level 1	2024	2	-	1	5	2	1	-	-	-	-	-	-	11	450%	11
	2023	-	-	-	1	-	1	-	-	1	1	2	1	2	▲	7
General Civil - Level 2	2024	25	23	32	55	40	25	-	-	-	-	-	-	200	111%	200
	2023	19	14	13	17	19	13	17	12	10	6	20	10	95	▲	170
General Civil - Level 3	2024	13	21	16	45	17	13	-	-	-	-	-	-	125	33%	125
	2023	10	10	15	19	10	30	6	9	21	18	15	4	94	▲	167
Miscellaneous Civil	2024	194	223	219	427	292	138	-	-	-	-	-	-	1,493	4%	1,493
	2023	248	180	267	298	243	200	169	256	179	190	253	117	1,436	▲	2,600
Misdemeanor	2024	75	135	117	62	94	178	-	-	-	-	-	-	661	29%	661
	2023	77	65	121	74	73	104	71	97	76	83	79	109	514	▲	1,029
Other	2024	29	34	32	11	14	11	-	-	-	-	-	-	131	-13%	131
	2023	3	29	39	23	25	31	30	31	18	25	19	20	150	▼	293
Other Criminally Related Matters	2024	113	84	65	99	95	112	-	-	-	-	-	-	568	30%	568
	2023	54	43	88	41	72	140	101	128	78	139	86	78	438	▲	1,048
Probates/Wills & Trusts - Level 1	2024	-	1	-	1	1	-	-	-	-	-	-	-	3	200%	3
	2023	-	-	-	1	-	-	1	-	-	-	-	-	1	▲	2
Probates/Wills & Trusts - Level 2	2024	6	3	3	6	2	6	-	-	-	-	-	-	26	73%	26
	2023	4	3	1	3	1	3	3	2	2	3	1	4	15	▲	30
Uncontested Divorce	2024	59	31	36	45	41	32	-	-	-	-	-	-	244	149%	244
	2023	10	17	12	22	20	17	56	10	17	24	22	18	98	▲	245

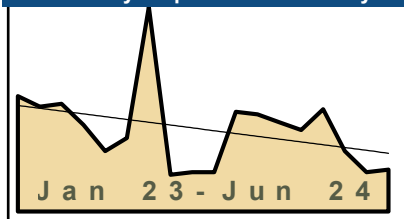
This report reflects data in the case management system. Numbers will update accordingly as reports are refreshed and posted.

Dashboard

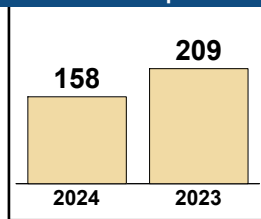
Court: Charles City Circuit
Start/End Date: Jan-23 / Jun-24
2023 Average Month: 34
Jan-Jun 2023: 209
Dispositions Trending: ▼

Circuit/Court ID: 9 209036
Type of Case: Dispositions
2024 Average Month: 26
Jan-Jun 2024 : 158
Overall AVG. Month: 31

Monthly Dispositions Summary



Jan --- Jun Dispositions



Dispositions by Division

Divisions		Jan	Feb	Mar	Apr	May	Jun	Jul	Aug	Sep	Oct	Nov	Dec	Thru Jun	% Change	Total
Total	2024	34	31	39	23	15	16	-	-	-	-	-	-	158	-24%	158
	2023	44	40	41	33	23	28	78	14	15	15	38	37	209	▼	406
Civil	2024	1	7	1	2	1	-	-	-	-	-	-	-	12	-25%	12
	2023	3	4	-	1	-	8	26	2	5	2	7	2	16	▼	60
Criminal	2024	7	1	11	3	2	4	-	-	-	-	-	-	28	-30%	28
	2023	11	4	8	6	8	3	6	1	2	3	16	7	40	▼	75
Concealed Handgun Permits	2024	19	17	19	16	10	11	-	-	-	-	-	-	92	-21%	92
	2023	17	28	24	25	11	12	12	9	5	8	13	13	117	▼	177
Miscellaneous/ Other	2024	7	6	8	2	2	1	-	-	-	-	-	-	26	-28%	26
	2023	13	4	9	1	4	5	34	2	3	2	2	15	36	▼	94

Dispositions by Case Category

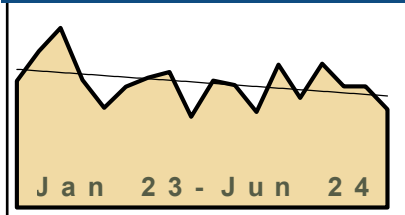
Case Categories		Jan	Feb	Mar	Apr	May	Jun	Jul	Aug	Sep	Oct	Nov	Dec	Thru Jun	% Change	Total
Administrative Law	2024	-	1	-	-	-	-	-	-	-	-	-	-	1	1	1
	2023	-	-	-	-	-	-	-	-	-	-	-	-	0	↔	0
Capital Murder	2024	-	-	1	-	-	-	-	-	-	-	-	-	1	1	1
	2023	-	-	-	-	-	-	-	-	-	-	-	-	0	↔	0
Contested Divorce	2024	1	1	-	1	-	-	-	-	-	-	-	-	3	50%	3
	2023	-	1	-	-	-	1	3	-	-	-	1	-	2	▲	6
Domestic and Family - Level 1	2024	-	-	-	-	-	-	-	-	-	-	-	-	0	0	0
	2023	-	-	-	-	-	-	6	-	1	1	-	-	0	↔	8
Domestic and Family - Level 2	2024	-	-	1	-	-	-	-	-	-	-	-	-	1	0%	1
	2023	-	1	-	-	-	-	-	1	-	-	-	1	1	↔	3
Felonies and Related Matters	2024	5	1	6	2	2	2	-	-	-	-	-	-	18	-40%	18
	2023	8	3	6	4	7	2	4	1	2	1	12	5	30	▼	55
General Civil - Level 1	2024	-	-	-	1	-	-	-	-	-	-	-	-	1	1	1
	2023	-	-	-	-	-	-	-	-	-	-	1	-	0	↔	1
General Civil - Level 2	2024	-	4	-	-	2	-	-	-	-	-	-	-	6	-25%	6
	2023	2	-	1	-	-	5	6	-	2	1	1	2	8	▼	20
General Civil - Level 3	2024	-	1	-	-	-	-	-	-	-	-	-	-	1	-75%	1
	2023	2	-	-	1	-	1	1	-	-	-	1	-	4	▼	6
Miscellaneous Civil	2024	26	22	27	18	11	12	-	-	-	-	-	-	116	-20%	116
	2023	27	32	32	26	15	13	48	11	8	10	15	24	145	▼	261
Misdemeanor	2024	2	-	3	1	-	1	-	-	-	-	-	-	7	0%	7
	2023	1	1	1	2	1	1	1	-	1	2	-	2	7	↔	13
Other	2024	-	-	-	-	-	-	-	-	-	-	-	-	0	-100%	0
	2023	-	1	-	-	-	-	1	-	1	-	-	3	1	▼	6
Other Criminally Related Matters	2024	-	-	1	-	-	1	-	-	-	-	-	-	2	-33%	2
	2023	2	-	1	-	-	-	1	-	-	-	4	-	3	▼	8
Probates/Wills & Trusts - Level 2	2024	-	-	-	-	-	-	-	-	-	-	-	-	0	-100%	0
	2023	-	-	-	-	-	1	-	-	-	-	-	-	1	▼	1
Uncontested Divorce	2024	-	1	-	-	-	-	-	-	-	-	-	-	1	-86%	1
	2023	2	1	-	-	-	4	7	1	-	-	3	-	7	▼	18

Dashboard

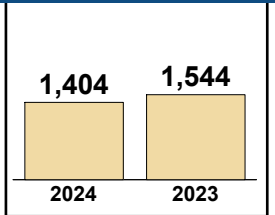
Court: Gloucester Circuit
Start/End Date: Jan-23 / Jun-24
2023 Average Month: 240
Jan-Jun 2023: 1,544
Dispositions Trending: ▼

Circuit/Court ID: 9 209073
Type of Case: Dispositions
2024 Average Month: 234
Jan-Jun 2024 : 1,404
Overall AVG. Month: 238

Monthly Dispositions Summary



Jan --- Jun Dispositions



Dispositions by Division

Divisions		Jan	Feb	Mar	Apr	May	Jun	Jul	Aug	Sep	Oct	Nov	Dec	Thru Jun	% Change	Total
Total	2024	272	209	274	231	231	187	-	-	-	-	-	-	1,404	-9%	1,404
	2023	241	298	342	243	190	230	247	258	173	242	233	182	1,544	▼	2,879
Civil	2024	28	16	50	35	41	27	-	-	-	-	-	-	197	59%	197
	2023	11	24	49	11	12	17	31	40	18	25	32	29	124	▲	299
Criminal	2024	71	88	102	81	70	68	-	-	-	-	-	-	480	-2%	480
	2023	66	97	99	70	57	101	74	88	68	70	104	60	490	▼	954
Concealed Handgun Permits	2024	117	62	81	76	69	55	-	-	-	-	-	-	460	-24%	460
	2023	110	98	115	121	93	67	87	77	44	85	45	68	604	▼	1,010
Miscellaneous/ Other	2024	56	43	41	39	50	36	-	-	-	-	-	-	265	-18%	265
	2023	54	79	77	39	28	45	55	53	43	62	52	25	322	▼	612
Others	2024	-	-	-	-	1	1	-	-	-	-	-	-	2	-50%	2
	2023	-	-	2	2	-	-	-	-	-	-	-	-	4	▼	4

Dispositions by Case Category

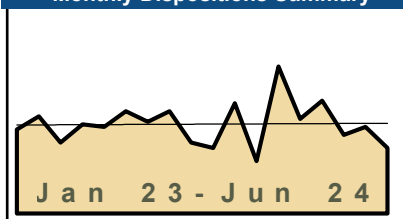
Case Categories		Jan	Feb	Mar	Apr	May	Jun	Jul	Aug	Sep	Oct	Nov	Dec	Thru Jun	% Change	Total
Contested Divorce	2024	2	1	12	5	9	4	-	-	-	-	-	-	33	200%	33
	2023	2	-	8	-	1	-	4	8	-	-	5	4	11	▲	32
Domestic and Family - Level 1	2024	1	7	4	6	9	-	-	-	-	-	-	-	27	80%	27
	2023	-	2	7	3	-	3	3	6	1	8	4	2	15	▲	39
Domestic and Family - Level 2	2024	3	-	1	4	1	-	-	-	-	-	-	-	9	50%	9
	2023	-	2	3	-	-	1	7	3	1	-	-	4	6	▲	21
Felonies and Related Matters	2024	43	71	80	49	42	44	-	-	-	-	-	-	329	-12%	329
	2023	42	86	83	55	39	70	55	52	46	44	72	39	375	▼	683
General Civil - Level 1	2024	-	-	1	-	-	-	-	-	-	-	-	-	1	0%	1
	2023	-	-	-	-	-	1	-	-	-	-	-	-	1	↔	1
General Civil - Level 2	2024	5	3	4	7	9	4	-	-	-	-	-	-	32	19%	32
	2023	3	6	5	4	1	8	2	2	1	6	6	4	27	▲	48
General Civil - Level 3	2024	5	1	5	4	6	6	-	-	-	-	-	-	27	-7%	27
	2023	4	11	6	3	3	2	1	9	8	4	3	2	29	▼	56
Miscellaneous Civil	2024	138	74	96	91	88	69	-	-	-	-	-	-	556	-24%	556
	2023	124	134	158	131	102	85	103	96	64	110	70	77	734	▼	1,254
Misdemeanor	2024	25	14	19	30	24	20	-	-	-	-	-	-	132	38%	132
	2023	23	10	10	10	18	25	16	36	19	18	28	15	96	▲	228
Other	2024	37	30	26	26	28	24	-	-	-	-	-	-	171	-10%	171
	2023	39	43	33	32	18	26	39	36	22	36	27	19	191	▼	370
Other Criminally Related Matters	2024	3	3	3	3	4	5	-	-	-	-	-	-	21	5%	21
	2023	1	2	6	5	-	6	3	1	3	8	4	6	20	▲	45
Probates/Wills & Trusts - Level 1	2024	-	-	-	1	-	-	-	-	-	-	-	-	1	1	1
	2023	-	-	-	-	-	-	-	-	-	-	-	-	0	↔	0
Probates/Wills & Trusts - Level 2	2024	1	1	3	-	1	3	-	-	-	-	-	-	9	800%	9
	2023	-	1	-	-	-	-	1	-	-	3	1	1	1	▲	7
Protective Orders	2024	-	1	-	-	-	-	-	-	-	-	-	-	1	1	1
	2023	-	-	-	-	-	-	-	-	-	-	-	-	0	↔	0
Uncontested Divorce	2024	9	3	20	5	10	8	-	-	-	-	-	-	55	45%	55
	2023	3	1	23	-	8	3	13	9	8	5	13	9	38	▲	95

Dashboard

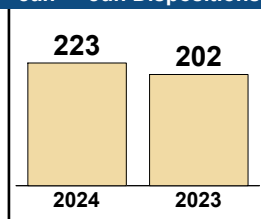
Court: King & Queen Circuit
Start/End Date: Jan-23 / Jun-24
2023 Average Month: 33
Jan-Jun 2023: 202
Dispositions Trending: ▲

Circuit/Court ID: 9 209097
Type of Case: Dispositions
2024 Average Month: 37
Jan-Jun 2024 : 223
Overall AVG. Month: 34

Monthly Dispositions Summary



Jan --- Jun Dispositions



Dispositions by Division

Divisions		Jan	Feb	Mar	Apr	May	Jun	Jul	Aug	Sep	Oct	Nov	Dec	Thru Jun	% Change	Total
Total	2024	56	36	43	30	33	25	-	-	-	-	-	-	223	10%	223
	2023	32	37	27	34	33	39	35	39	27	25	42	20	202	▲	390
Civil	2024	8	1	4	6	3	1	-	-	-	-	-	-	23	53%	23
	2023	3	1	6	-	1	4	4	5	6	3	2	2	15	▲	37
Criminal	2024	8	21	10	8	6	12	-	-	-	-	-	-	65	12%	65
	2023	10	13	1	14	9	11	21	14	7	11	14	2	58	▲	127
Concealed Handgun Permits	2024	26	11	21	7	21	9	-	-	-	-	-	-	95	-10%	95
	2023	16	20	17	18	18	17	8	15	10	9	23	15	106	▼	186
Miscellaneous/ Other	2024	13	3	4	5	3	3	-	-	-	-	-	-	31	35%	31
	2023	3	3	3	2	5	7	2	5	4	2	3	1	23	▲	40
Others	2024	1	-	4	4	-	-	-	-	-	-	-	-	9	9	9
	2023	-	-	-	-	-	-	-	-	-	-	-	-	0	↔	0

Dispositions by Case Category

Case Categories		Jan	Feb	Mar	Apr	May	Jun	Jul	Aug	Sep	Oct	Nov	Dec	Thru Jun	% Change	Total
Contested Divorce	2024	1	-	-	3	-	-	-	-	-	-	-	-	4	4	4
	2023	-	-	-	-	-	-	1	-	-	1	1	-	0	↔	3
Domestic and Family - Level 1	2024	-	-	-	1	-	-	-	-	-	-	-	-	1	-86%	1
	2023	-	-	7	-	-	-	-	2	-	-	-	-	7	▼	9
Domestic and Family - Level 2	2024	-	-	3	-	1	-	-	-	-	-	-	-	4	100%	4
	2023	-	1	-	-	-	1	-	-	5	-	-	-	2	▲	7
Felonies and Related Matters	2024	4	15	9	3	4	7	-	-	-	-	-	-	42	17%	42
	2023	6	8	1	7	6	8	14	5	7	7	12	1	36	▲	82
General Civil - Level 1	2024	-	-	-	1	-	-	-	-	-	-	-	-	1	1	1
	2023	-	-	-	-	-	-	-	-	-	-	-	-	0	↔	0
General Civil - Level 2	2024	2	-	-	1	-	3	-	-	-	-	-	-	6	20%	6
	2023	3	-	-	-	-	2	-	1	-	1	1	-	5	▲	8
General Civil - Level 3	2024	2	1	1	-	-	-	-	-	-	-	-	-	4	4	4
	2023	-	-	-	-	-	-	-	2	-	1	-	1	0	↔	4
Miscellaneous Civil	2024	34	11	23	11	24	10	-	-	-	-	-	-	113	-12%	113
	2023	19	23	19	20	23	24	9	19	14	11	24	16	128	▼	221
Misdemeanor	2024	4	3	1	3	2	4	-	-	-	-	-	-	17	70%	17
	2023	1	3	-	1	3	2	5	7	1	3	2	1	10	▲	29
Other	2024	4	3	6	4	-	-	-	-	-	-	-	-	17	17	17
	2023	-	-	-	-	-	-	-	-	-	-	1	-	0	↔	1
Other Criminally Related Matters	2024	-	3	-	2	-	1	-	-	-	-	-	-	6	-50%	6
	2023	3	2	-	6	-	1	2	2	-	1	-	1	12	▼	18
Probates/Wills & Trusts - Level 2	2024	1	-	-	-	-	-	-	-	-	-	-	-	1	1	1
	2023	-	-	-	-	-	-	-	-	-	-	-	-	0	↔	0
Protective Orders	2024	-	-	-	-	1	-	-	-	-	-	-	-	1	1	1
	2023	-	-	-	-	-	-	-	-	-	-	-	-	0	↔	0
Uncontested Divorce	2024	4	-	-	1	1	-	-	-	-	-	-	-	6	200%	6
	2023	-	-	-	-	1	1	4	1	-	-	1	-	2	▲	8

Dashboard				Monthly Dispositions Summary				Jan --- Jun Dispositions			
Court: King William Circuit		Circuit/Court ID: 9 209101						<div style="display: flex; justify-content: space-around;"> <div style="text-align: center;"> <p>568</p> <p>2024</p> </div> <div style="text-align: center;"> <p>588</p> <p>2023</p> </div> </div>			
Start/End Date: Jan-23 / Jun-24		Type of Case: Dispositions									
2023 Average Month: 95		2024 Average Month: 95									
Jan-Jun 2023: 588		Jan-Jun 2024 : 568									
Dispositions Trending: ▼				Overall AVG. Month: 95							

Dispositions by Division																
Divisions		Jan	Feb	Mar	Apr	May	Jun	Jul	Aug	Sep	Oct	Nov	Dec	Thru Jun	% Change	Total
Total	2024	91	112	106	98	69	92	-	-	-	-	-	-	568	-3%	568
	2023	114	89	75	130	74	106	64	69	119	78	77	139	588	▼	1,134
Civil	2024	11	6	12	9	8	13	-	-	-	-	-	-	59	59%	59
	2023	6	8	6	3	9	5	9	5	14	7	6	12	37	▲	90
Criminal	2024	20	31	24	30	13	24	-	-	-	-	-	-	142	-2%	142
	2023	22	19	17	43	20	24	14	10	42	11	21	12	145	▼	255
Concealed Handgun Permits	2024	44	53	44	33	29	36	-	-	-	-	-	-	239	-17%	239
	2023	58	45	38	60	27	59	23	25	40	38	37	45	287	▼	495
Miscellaneous/ Other	2024	16	22	26	26	19	19	-	-	-	-	-	-	128	8%	128
	2023	28	17	14	24	18	18	18	29	23	22	13	70	119	▲	294

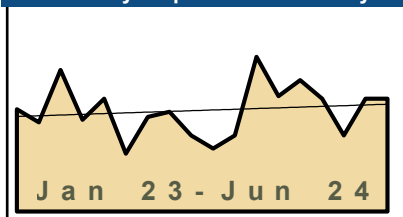
Dispositions by Case Category																
Case Categories		Jan	Feb	Mar	Apr	May	Jun	Jul	Aug	Sep	Oct	Nov	Dec	Thru Jun	% Change	Total
Administrative Law	2024	-	-	2	-	-	-	-	-	-	-	-	-	2	2	2
	2023	-	-	-	-	-	-	-	-	-	-	-	-	0	↔	0
Capital Murder	2024	-	-	-	-	-	-	-	-	-	-	-	-	0	-100%	0
	2023	-	-	-	-	1	-	-	-	-	-	-	-	1	▼	1
Contested Divorce	2024	-	-	2	2	-	-	-	-	-	-	-	-	4	33%	4
	2023	1	-	-	-	1	1	-	1	-	-	-	3	3	▲	7
Domestic and Family - Level 1	2024	3	-	-	-	1	4	-	-	-	-	-	-	8	167%	8
	2023	1	1	-	1	-	-	1	-	3	4	1	-	3	▲	12
Domestic and Family - Level 2	2024	-	1	2	4	-	2	-	-	-	-	-	-	9	200%	9
	2023	1	-	-	-	1	1	1	-	3	-	-	-	3	▲	7
Felonies and Related Matters	2024	17	22	23	23	3	14	-	-	-	-	-	-	102	-7%	102
	2023	18	12	16	35	12	17	5	6	21	4	7	4	110	▼	157
General Civil - Level 1	2024	-	-	-	-	-	-	-	-	-	-	-	-	0	0	0
	2023	-	-	-	-	-	-	-	-	1	-	-	-	0	↔	1
General Civil - Level 2	2024	-	2	1	1	-	2	-	-	-	-	-	-	6	-33%	6
	2023	-	1	2	-	4	2	1	-	2	1	1	-	9	▼	14
General Civil - Level 3	2024	5	-	3	1	5	1	-	-	-	-	-	-	15	25%	15
	2023	-	5	2	3	1	1	3	2	1	1	3	5	12	▲	27
Miscellaneous Civil	2024	46	66	51	46	37	46	-	-	-	-	-	-	292	-11%	292
	2023	64	48	44	70	38	65	28	43	50	46	45	56	329	▼	597
Misdemeanor	2024	2	9	2	4	3	9	-	-	-	-	-	-	29	26%	29
	2023	3	2	1	7	4	6	8	3	15	5	14	3	23	▲	71
Other	2024	13	8	17	12	10	9	-	-	-	-	-	-	69	-9%	69
	2023	22	14	8	13	8	11	12	11	14	13	5	59	76	▼	190
Other Criminally Related Matters	2024	1	-	-	3	7	1	-	-	-	-	-	-	12	9%	12
	2023	1	5	-	1	3	1	1	1	6	2	-	5	11	▲	26
Probates/Wills & Trusts - Level 2	2024	-	1	-	-	1	1	-	-	-	-	-	-	3	3	3
	2023	-	-	-	-	-	-	-	1	-	-	-	-	0	↔	1
Uncontested Divorce	2024	4	3	3	2	2	3	-	-	-	-	-	-	17	113%	17
	2023	3	1	2	-	1	1	4	1	3	2	1	4	8	▲	23

Dashboard

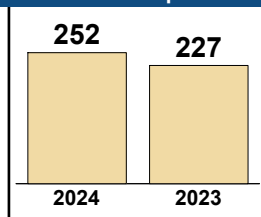
Court: Mathews Circuit
Start/End Date: Jan-23 / Jun-24
2023 Average Month: 37
Jan-Jun 2023: 227
Dispositions Trending: ▲

Circuit/Court ID: 9 209115
Type of Case: Dispositions
2024 Average Month: 42
Jan-Jun 2024 : 252
Overall AVG. Month: 39

Monthly Dispositions Summary



Jan --- Jun Dispositions



Dispositions by Division

Divisions		Jan	Feb	Mar	Apr	May	Jun	Jul	Aug	Sep	Oct	Nov	Dec	Thru Jun	% Change	Total
Total	2024	44	50	43	29	43	43	-	-	-	-	-	-	252	11%	252
	2023	39	34	54	35	43	22	36	38	29	24	29	59	227	▲	442
Civil	2024	13	6	9	6	7	7	-	-	-	-	-	-	48	66%	48
	2023	3	5	9	3	7	2	7	6	-	-	6	7	29	▲	55
Criminal	2024	3	6	10	10	8	17	-	-	-	-	-	-	54	-7%	54
	2023	10	3	14	23	6	2	10	8	7	3	6	21	58	▼	113
Concealed Handgun Permits	2024	21	34	21	9	21	16	-	-	-	-	-	-	122	22%	122
	2023	18	20	18	8	21	15	15	18	18	16	14	22	100	▲	203
Miscellaneous/ Other	2024	7	4	3	4	7	3	-	-	-	-	-	-	28	-30%	28
	2023	8	6	13	1	9	3	4	6	4	5	3	9	40	▼	71

Dispositions by Case Category

Case Categories		Jan	Feb	Mar	Apr	May	Jun	Jul	Aug	Sep	Oct	Nov	Dec	Thru Jun	% Change	Total
Administrative Law	2024	-	-	-	-	1	-	-	-	-	-	-	-	1	1	1
	2023	-	-	-	-	-	-	-	-	-	-	-	-	0	↔	0
Contested Divorce	2024	1	-	2	1	1	-	-	-	-	-	-	-	5	150%	5
	2023	-	-	1	-	1	-	1	-	-	-	1	1	2	▲	5
Domestic and Family - Level 1	2024	1	5	-	1	-	-	-	-	-	-	-	-	7	75%	7
	2023	-	4	-	-	-	-	-	-	-	-	-	-	4	▲	4
Domestic and Family - Level 2	2024	-	-	-	-	-	1	-	-	-	-	-	-	1	-50%	1
	2023	-	-	2	-	-	-	-	-	-	-	1	-	2	▼	3
Felonies and Related Matters	2024	2	5	7	7	3	16	-	-	-	-	-	-	40	21%	40
	2023	4	2	8	16	2	1	6	5	5	3	6	12	33	▲	70
General Civil - Level 1	2024	1	-	-	-	-	-	-	-	-	-	-	-	1	1	1
	2023	-	-	-	-	-	-	-	-	-	-	-	-	0	↔	0
General Civil - Level 2	2024	3	1	-	2	-	-	-	-	-	-	-	-	6	0%	6
	2023	2	1	-	-	3	-	-	-	-	-	-	1	6	↔	7
General Civil - Level 3	2024	5	-	-	-	5	1	-	-	-	-	-	-	11	120%	11
	2023	1	1	2	-	-	1	6	1	-	-	3	4	5	▲	19
Miscellaneous Civil	2024	27	37	25	12	27	19	-	-	-	-	-	-	147	7%	147
	2023	24	25	31	10	30	18	18	24	21	21	17	30	138	▲	269
Misdemeanor	2024	-	1	2	3	4	1	-	-	-	-	-	-	11	-35%	11
	2023	-	1	4	7	4	1	4	3	1	-	-	6	17	▼	31
Other	2024	1	1	1	1	-	-	-	-	-	-	-	-	4	300%	4
	2023	-	-	-	-	-	1	1	-	1	-	-	1	1	▲	4
Other Criminally Related Matters	2024	1	-	1	-	1	-	-	-	-	-	-	-	3	-70%	3
	2023	6	-	2	2	-	-	-	-	1	-	-	3	10	▼	14
Probates/Wills & Trusts - Level 2	2024	-	-	1	2	-	2	-	-	-	-	-	-	5	150%	5
	2023	-	-	-	-	2	-	-	1	-	-	1	-	2	▲	4
Protective Orders	2024	-	-	-	-	-	-	-	-	-	-	-	-	0	-100%	0
	2023	-	-	1	-	-	-	-	-	-	-	-	-	1	▼	1
Uncontested Divorce	2024	2	-	4	-	1	3	-	-	-	-	-	-	10	67%	10
	2023	2	-	3	-	1	-	-	4	-	-	-	1	6	▲	11

Dashboard		Monthly Dispositions Summary		Jan --- Jun Dispositions					
<p>Court: Middlesex Circuit Start/End Date: Jan-23 / Jun-24 2023 Average Month: 51 Jan-Jun 2023: 374 Dispositions Trending: ▲</p>	<p>Circuit/Court ID: 9 209119 Type of Case: Dispositions 2024 Average Month: 64 Jan-Jun 2024 : 384 Overall AVG. Month: 56</p>			<table border="1" style="margin: auto;"> <tr> <td style="text-align: center; width: 50px;">384</td> <td style="text-align: center; width: 50px;">374</td> </tr> <tr> <td style="text-align: center;">2024</td> <td style="text-align: center;">2023</td> </tr> </table>		384	374	2024	2023
384	374								
2024	2023								

Dispositions by Division																
Divisions		Jan	Feb	Mar	Apr	May	Jun	Jul	Aug	Sep	Oct	Nov	Dec	Thru Jun	% Change	Total
Total	2024	78	87	66	28	70	55	-	-	-	-	-	-	384	3%	384
	2023	67	67	87	42	76	35	45	53	53	36	42	13	374	▲	616
Civil	2024	15	4	9	2	7	12	-	-	-	-	-	-	49	11%	49
	2023	4	8	12	5	13	2	7	7	5	10	3	5	44	▲	81
Criminal	2024	23	52	25	3	25	23	-	-	-	-	-	-	151	17%	151
	2023	29	20	31	7	35	7	7	20	17	11	14	-	129	▲	198
Concealed Handgun Permits	2024	37	26	23	17	25	13	-	-	-	-	-	-	141	-14%	141
	2023	30	28	38	22	24	22	21	23	21	11	20	5	164	▼	265
Miscellaneous/ Other	2024	3	5	9	6	13	7	-	-	-	-	-	-	43	19%	43
	2023	4	11	6	8	3	4	9	3	9	4	5	3	36	▲	69
Others	2024	-	-	-	-	-	-	-	-	-	-	-	-	0	-100%	0
	2023	-	-	-	-	1	-	1	-	1	-	-	-	1	▼	3

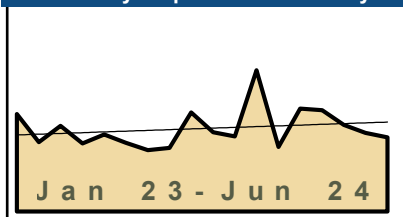
Dispositions by Case Category																
Case Categories		Jan	Feb	Mar	Apr	May	Jun	Jul	Aug	Sep	Oct	Nov	Dec	Thru Jun	% Change	Total
Capital Murder	2024	-	-	-	-	-	-	-	-	-	-	-	-	0	-100%	0
	2023	-	-	-	1	-	-	-	-	-	-	-	-	1	▼	1
Contested Divorce	2024	2	-	1	-	1	1	-	-	-	-	-	-	5	25%	5
	2023	-	-	3	-	1	-	1	2	2	-	-	3	4	▲	12
Domestic and Family - Level 1	2024	2	-	-	-	4	8	-	-	-	-	-	-	14	180%	14
	2023	-	-	4	-	-	1	-	-	-	2	-	-	5	▲	7
Domestic and Family - Level 2	2024	-	1	2	-	1	-	-	-	-	-	-	-	4	4	4
	2023	-	-	-	-	-	-	-	1	-	-	-	-	0	↔	1
Felonies and Related Matters	2024	12	38	18	1	17	19	-	-	-	-	-	-	105	38%	105
	2023	20	13	10	3	23	7	6	7	13	5	6	-	76	▲	113
General Civil - Level 1	2024	-	-	-	-	-	-	-	-	-	-	-	-	0	-100%	0
	2023	1	-	-	-	-	-	-	-	-	-	-	-	1	▼	1
General Civil - Level 2	2024	2	2	2	1	2	1	-	-	-	-	-	-	10	100%	10
	2023	2	1	1	1	-	-	2	1	-	2	2	-	5	▲	12
General Civil - Level 3	2024	2	1	-	-	-	2	-	-	-	-	-	-	5	-71%	5
	2023	2	6	-	4	4	1	2	1	-	2	2	-	17	▼	24
Miscellaneous Civil	2024	39	29	26	22	30	16	-	-	-	-	-	-	162	-16%	162
	2023	31	37	43	29	27	25	27	23	26	14	24	7	192	▼	313
Misdemeanor	2024	10	10	7	1	7	4	-	-	-	-	-	-	39	-20%	39
	2023	9	7	19	3	11	-	-	13	3	5	5	-	49	▼	75
Other	2024	1	2	4	1	7	3	-	-	-	-	-	-	18	125%	18
	2023	2	3	1	-	1	1	3	4	6	3	-	1	8	▲	25
Other Criminally Related Matters	2024	2	4	-	1	1	-	-	-	-	-	-	-	8	100%	8
	2023	-	-	2	1	1	-	1	-	1	1	3	-	4	▲	10
Probates/Wills & Trusts - Level 2	2024	1	-	1	1	-	1	-	-	-	-	-	-	4	100%	4
	2023	-	-	2	-	-	-	-	-	1	1	-	1	2	▲	5
Protective Orders	2024	3	-	-	-	-	-	-	-	-	-	-	-	3	3	3
	2023	-	-	-	-	-	-	-	-	-	-	-	-	0	↔	0
Uncontested Divorce	2024	2	-	5	-	-	-	-	-	-	-	-	-	7	-30%	7
	2023	-	-	2	-	8	-	3	1	1	1	-	1	10	▼	17

Dashboard

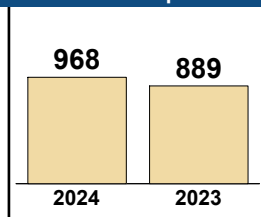
Court: New Kent Circuit
Start/End Date: Jan-23 / Jun-24
2023 Average Month: 157
Jan-Jun 2023: 889
Dispositions Trending: ▲

Circuit/Court ID: 9 209127
Type of Case: Dispositions
2024 Average Month: 161
Jan-Jun 2024 : 968
Overall AVG. Month: 158

Monthly Dispositions Summary



Jan --- Jun Dispositions



Dispositions by Division

Divisions		Jan	Feb	Mar	Apr	May	Jun	Jul	Aug	Sep	Oct	Nov	Dec	Thru Jun	% Change	Total
Total	2024	123	196	193	165	150	141	-	-	-	-	-	-	968	9%	968
	2023	186	132	163	130	147	131	117	121	189	151	143	269	889	▲	1,879
Civil	2024	8	9	11	13	13	5	-	-	-	-	-	-	59	-28%	59
	2023	18	17	13	11	7	16	13	11	17	20	15	24	82	▼	182
Criminal	2024	49	51	53	47	59	53	-	-	-	-	-	-	312	20%	312
	2023	68	24	19	66	54	30	54	36	79	45	37	68	261	▲	580
Concealed Handgun Permits	2024	33	88	76	55	51	45	-	-	-	-	-	-	348	-8%	348
	2023	82	64	100	23	50	58	25	50	60	59	70	63	377	▼	704
Miscellaneous/ Other	2024	33	48	53	49	27	38	-	-	-	-	-	-	248	47%	248
	2023	18	27	31	30	36	27	25	24	33	27	21	113	169	▲	412
Others	2024	-	-	-	1	-	-	-	-	-	-	-	-	1	1	1
	2023	-	-	-	-	-	-	-	-	-	-	-	1	0	↔	1

Dispositions by Case Category

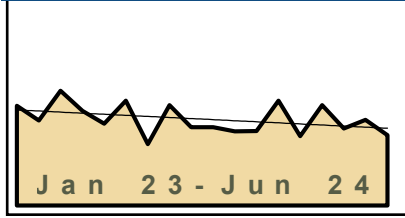
Case Categories		Jan	Feb	Mar	Apr	May	Jun	Jul	Aug	Sep	Oct	Nov	Dec	Thru Jun	% Change	Total
Contested Divorce	2024	1	4	-	2	5	1	-	-	-	-	-	-	13	-7%	13
	2023	4	2	2	4	-	2	1	1	-	1	1	5	14	▼	23
Domestic and Family - Level 1	2024	3	-	3	1	1	-	-	-	-	-	-	-	8	-27%	8
	2023	3	5	-	1	-	2	6	-	5	3	2	-	11	▼	27
Domestic and Family - Level 2	2024	-	-	2	-	-	-	-	-	-	-	-	-	2	-33%	2
	2023	-	2	1	-	-	-	2	1	4	3	3	2	3	▼	18
Felonies and Related Matters	2024	35	26	27	36	34	30	-	-	-	-	-	-	188	2%	188
	2023	52	13	6	56	38	20	36	20	59	25	33	54	185	▲	412
General Civil - Level 2	2024	3	-	1	4	-	-	-	-	-	-	-	-	8	0%	8
	2023	-	2	2	-	-	4	1	1	2	5	5	8	8	↔	30
General Civil - Level 3	2024	1	1	4	3	2	-	-	-	-	-	-	-	11	-39%	11
	2023	7	3	4	3	-	1	1	4	3	2	-	5	18	▼	33
Miscellaneous Civil	2024	46	95	86	63	61	52	-	-	-	-	-	-	403	-6%	403
	2023	88	72	109	32	64	66	32	54	69	63	80	70	431	▼	799
Misdemeanor	2024	7	14	26	10	14	16	-	-	-	-	-	-	87	38%	87
	2023	11	10	8	10	15	9	16	8	19	17	4	13	63	▲	140
Other	2024	20	41	41	40	16	31	-	-	-	-	-	-	189	64%	189
	2023	12	19	22	21	22	19	18	20	24	22	11	108	115	▲	318
Other Criminally Related Matters	2024	7	11	-	1	11	7	-	-	-	-	-	-	37	185%	37
	2023	5	1	5	-	1	1	2	8	1	3	-	1	13	▲	28
Probates/Wills & Trusts - Level 1	2024	-	-	-	-	-	-	-	-	-	-	-	-	0	0	0
	2023	-	-	-	-	-	-	-	-	-	-	-	1	0	↔	1
Probates/Wills & Trusts - Level 2	2024	-	-	-	1	-	1	-	-	-	-	-	-	2	0%	2
	2023	-	1	-	-	-	1	-	-	-	1	1	-	2	↔	4
Protective Orders	2024	-	-	1	-	2	1	-	-	-	-	-	-	4	300%	4
	2023	-	1	-	-	-	-	-	-	-	2	-	-	1	▲	3
Uncontested Divorce	2024	-	4	2	4	4	2	-	-	-	-	-	-	16	-36%	16
	2023	4	1	4	3	7	6	2	4	3	4	3	2	25	▼	43

Dashboard

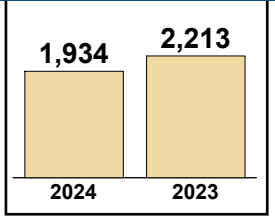
Court: York Circuit
Start/End Date: Jan-23 / Jun-24
2023 Average Month: 333
Jan-Jun 2023: 2,213
Dispositions Trending: ▼

Circuit/Court ID: 9 209199
Type of Case: Dispositions
2024 Average Month: 322
Jan-Jun 2024 : 1,934
Overall AVG. Month: 329

Monthly Dispositions Summary



Jan --- Jun Dispositions



Dispositions by Division

Divisions		Jan	Feb	Mar	Apr	May	Jun	Jul	Aug	Sep	Oct	Nov	Dec	Thru Jun	% Change	Total
Total	2024	400	264	382	293	327	268	-	-	-	-	-	-	1,934	-13%	1,934
	2023	380	324	437	360	312	400	234	383	299	299	282	284	2,213	▼	3,994
Civil	2024	53	28	49	54	46	44	-	-	-	-	-	-	274	3%	274
	2023	35	44	51	41	52	44	26	47	28	48	32	43	267	▲	491
Criminal	2024	158	78	133	87	122	104	-	-	-	-	-	-	682	11%	682
	2023	105	92	90	96	94	140	99	122	109	105	107	74	617	▲	1,233
Concealed Handgun Permits	2024	140	121	175	111	111	81	-	-	-	-	-	-	739	-29%	739
	2023	181	152	243	167	128	173	78	164	110	113	109	134	1,044	▼	1,752
Miscellaneous/ Other	2024	49	37	25	41	48	39	-	-	-	-	-	-	239	-16%	239
	2023	59	36	52	55	38	43	31	50	52	32	34	32	283	▼	514
Others	2024	-	-	-	-	-	-	-	-	-	-	-	-	0	-100%	0
	2023	-	-	1	1	-	-	-	-	-	-	1	-	2	▼	4

Dispositions by Case Category


Case Categories		Jan	Feb	Mar	Apr	May	Jun	Jul	Aug	Sep	Oct	Nov	Dec	Thru Jun	% Change	Total
Administrative Law	2024	-	-	-	-	-	-	-	-	-	-	-	-	0	-100%	0
	2023	-	-	-	2	-	-	-	-	-	-	-	-	1	2	▼
Contested Divorce	2024	5	3	5	8	5	5	-	-	-	-	-	-	31	72%	31
	2023	4	4	2	1	6	1	3	5	3	7	4	8	18	▲	48
Domestic and Family - Level 1	2024	10	3	5	16	3	2	-	-	-	-	-	-	39	77%	39
	2023	-	3	11	3	3	2	-	5	2	6	2	7	22	▲	44
Domestic and Family - Level 2	2024	15	1	6	3	4	11	-	-	-	-	-	-	40	-23%	40
	2023	7	10	11	8	10	6	2	6	5	5	7	2	52	▼	79
Felonies and Related Matters	2024	100	45	76	47	62	65	-	-	-	-	-	-	395	24%	395
	2023	53	42	53	49	52	70	59	66	54	57	54	50	319	▲	659
General Civil - Level 1	2024	-	-	1	-	-	-	-	-	-	-	-	-	1	-67%	1
	2023	-	-	-	2	1	-	2	-	1	-	-	-	3	▼	6
General Civil - Level 2	2024	7	11	15	11	12	9	-	-	-	-	-	-	65	12%	65
	2023	10	10	12	8	8	10	2	6	7	9	4	6	58	▲	92
General Civil - Level 3	2024	9	4	8	6	7	5	-	-	-	-	-	-	39	5%	39
	2023	4	11	8	6	3	5	5	7	4	6	6	6	37	▲	71
Miscellaneous Civil	2024	181	155	194	148	147	115	-	-	-	-	-	-	940	-27%	940
	2023	236	182	286	213	159	213	105	208	159	141	137	162	1,289	▼	2,201
Misdemeanor	2024	45	25	28	35	48	29	-	-	-	-	-	-	210	-15%	210
	2023	45	49	28	38	30	57	29	55	42	38	34	20	247	▼	465
Other	2024	2	-	1	-	2	-	-	-	-	-	-	-	5	-69%	5
	2023	2	2	1	5	5	1	-	2	-	3	1	3	16	▼	25
Other Criminally Related Matters	2024	13	8	29	5	12	10	-	-	-	-	-	-	77	48%	77
	2023	7	1	10	9	12	13	11	1	13	11	19	4	52	▲	111
Probates/Wills & Trusts - Level 1	2024	-	-	-	-	1	-	-	-	-	-	-	-	1	-50%	1
	2023	-	-	-	-	1	1	-	-	-	-	-	-	2	▼	2
Probates/Wills & Trusts - Level 2	2024	3	-	2	1	1	3	-	-	-	-	-	-	10	-47%	10
	2023	5	3	1	2	2	6	3	4	2	1	-	3	19	▼	32
Protective Orders	2024	-	1	1	-	-	-	-	-	-	-	-	-	2	2	2
	2023	-	-	-	-	-	-	-	-	-	-	-	-	0	↔	0
Uncontested Divorce	2024	10	8	11	13	23	14	-	-	-	-	-	-	79	3%	79
	2023	7	7	14	14	20	15	13	18	7	15	14	12	77	▲	156

Dashboard

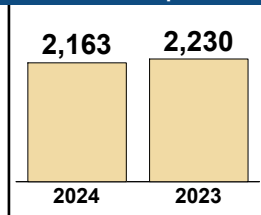
Court: Williamsburg Circuit
Start/End Date: Jan-23 / Jun-24
2023 Average Month: 342
Jan-Jun 2023: 2,230
Dispositions Trending: ▼

Circuit/Court ID: 9 209830
Type of Case: Dispositions
2024 Average Month: 361
Jan-Jun 2024 : 2,163
Overall AVG. Month: 348

Monthly Dispositions Summary



Jan --- Jun Dispositions



Dispositions by Division

Divisions		Jan	Feb	Mar	Apr	May	Jun	Jul	Aug	Sep	Oct	Nov	Dec	Thru Jun	% Change	Total
Total	2024	401	342	416	323	378	303	-	-	-	-	-	-	2,163	-3%	2,163
	2023	412	424	375	319	373	327	342	332	338	311	249	299	2,230	▼	4,101
Civil	2024	60	46	38	55	45	52	45	42	62	47	29	42	296	-11%	296
	2023	57	67	70	38	45	56	45	42	62	47	29	42	333	▼	600
Criminal	2024	105	71	123	87	100	127	-	-	-	-	-	-	613	22%	613
	2023	94	82	76	58	98	95	119	92	101	90	99	89	503	▲	1,093
Concealed Handgun Permits	2024	156	134	164	87	131	71	-	-	-	-	-	-	743	-14%	743
	2023	157	179	135	154	143	94	103	122	101	109	84	109	862	▼	1,490
Miscellaneous/ Other	2024	80	89	91	94	102	53	-	-	-	-	-	-	509	-4%	509
	2023	104	96	94	69	87	82	75	76	73	65	37	59	532	▼	917
Others	2024	-	2	-	-	-	-	-	-	-	-	-	-	2	2	2
	2023	-	-	-	-	-	-	-	-	1	-	-	-	0	↔	1

Dispositions by Case Category

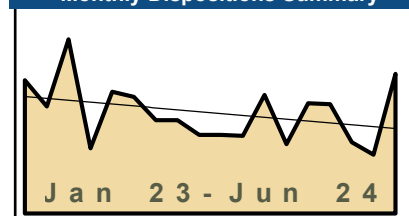
Case Categories		Jan	Feb	Mar	Apr	May	Jun	Jul	Aug	Sep	Oct	Nov	Dec	Thru Jun	% Change	Total
Administrative Law	2024	-	-	-	1	-	-	-	-	-	-	-	-	1	-75%	1
	2023	-	2	2	-	-	-	-	-	-	-	-	-	4	▼	4
Capital Murder	2024	-	-	-	-	-	-	-	-	-	-	-	-	0	-100%	0
	2023	-	-	-	-	-	1	-	-	1	-	-	1	1	▼	3
Contested Divorce	2024	8	9	6	7	3	1	-	-	-	-	-	-	34	-15%	34
	2023	5	6	10	7	6	6	4	8	5	5	3	3	40	▼	68
Domestic and Family - Level 1	2024	6	1	3	6	6	8	-	-	-	-	-	-	30	-6%	30
	2023	4	9	3	8	4	4	5	1	15	5	4	4	32	▼	66
Domestic and Family - Level 2	2024	3	1	1	2	1	2	-	-	-	-	-	-	10	-38%	10
	2023	5	-	5	1	3	2	3	1	2	2	-	-	16	▼	24
Felonies and Related Matters	2024	47	37	74	55	49	81	-	-	-	-	-	-	343	31%	343
	2023	52	43	34	39	50	43	79	44	53	50	50	54	261	▲	591
General Civil - Level 1	2024	-	1	1	2	-	-	-	-	-	-	-	-	4	-43%	4
	2023	3	1	-	1	1	1	-	-	-	-	1	-	7	▼	9
General Civil - Level 2	2024	9	9	13	15	7	17	-	-	-	-	-	-	70	-16%	70
	2023	24	20	14	9	4	12	4	9	12	8	6	5	83	▼	127
General Civil - Level 3	2024	15	7	6	13	8	8	-	-	-	-	-	-	57	-11%	57
	2023	6	7	22	5	11	13	16	10	12	13	10	12	64	▼	137
Miscellaneous Civil	2024	201	158	204	138	161	98	-	-	-	-	-	-	960	-11%	960
	2023	192	216	185	187	171	128	130	147	133	136	101	127	1,079	▼	1,853
Misdemeanor	2024	29	21	37	28	36	35	-	-	-	-	-	-	186	6%	186
	2023	27	31	32	15	34	36	23	38	37	25	34	27	175	▲	359
Other	2024	35	66	51	39	68	26	-	-	-	-	-	-	285	-3%	285
	2023	61	58	42	32	56	44	43	50	39	35	17	40	293	▼	517
Other Criminally Related Matters	2024	30	13	12	5	15	11	-	-	-	-	-	-	86	28%	86
	2023	16	8	10	4	14	15	17	10	10	15	15	10	67	▲	144
Probates/Wills & Trusts - Level 1	2024	1	-	2	-	-	-	-	-	-	-	-	-	3	-40%	3
	2023	1	3	-	-	-	-	1	-	-	-	-	-	5	▼	6
Probates/Wills & Trusts - Level 2	2024	3	4	2	-	7	2	-	-	-	-	-	-	18	29%	18
	2023	5	3	-	1	-	5	3	3	5	4	3	2	14	▲	34
Uncontested Divorce	2024	14	15	4	12	17	14	-	-	-	-	-	-	76	-15%	76
	2023	11	17	16	10	18	17	14	11	14	12	6	13	89	▼	159

Dashboard

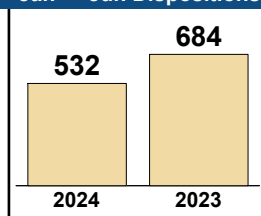
Court: Appomattox Circuit
Start/End Date: Jan-23 / Jun-24
2023 Average Month: 100
Jan-Jun 2023: 684
Dispositions Trending: ▼

Circuit/Court ID: 10 210011
Type of Case: Dispositions
2024 Average Month: 89
Jan-Jun 2024 : 532
Overall AVG. Month: 96

Monthly Dispositions Summary



Jan --- Jun Dispositions



Dispositions by Division

Divisions	Year	Jan	Feb	Mar	Apr	May	Jun	Jul	Aug	Sep	Oct	Nov	Dec	Thru Jun	% Change	Total
Total	2024	66	105	104	68	56	133	-	-	-	-	-	-	532	-22%	532
	2023	127	102	166	62	116	111	89	89	75	75	74	113	684	▼	1,199
Civil	2024	6	10	7	9	12	5	-	-	-	-	-	-	49	-38%	49
	2023	7	7	6	8	40	11	4	8	5	4	9	10	79	▼	119
Criminal	2024	12	25	30	24	19	74	-	-	-	-	-	-	184	-21%	184
	2023	43	32	56	14	37	51	44	38	29	16	28	68	233	▼	456
Concealed Handgun Permits	2024	46	66	60	28	22	50	-	-	-	-	-	-	272	-17%	272
	2023	68	55	97	34	32	41	28	39	37	52	34	26	327	▼	543
Miscellaneous/ Other	2024	2	4	7	7	3	4	-	-	-	-	-	-	27	-40%	27
	2023	9	8	7	6	7	8	13	4	4	2	3	9	45	▼	80
Others	2024	-	-	-	-	-	-	-	-	-	-	-	-	0	0	0
	2023	-	-	-	-	-	-	-	-	-	1	-	-	0	↔	1

Dispositions by Case Category

Case Categories	Year	Jan	Feb	Mar	Apr	May	Jun	Jul	Aug	Sep	Oct	Nov	Dec	Thru Jun	% Change	Total
Contested Divorce	2024	-	-	1	3	2	-	-	-	-	-	-	-	6	0%	6
	2023	-	-	-	4	1	1	1	1	-	-	-	2	2	6	↔
Domestic and Family - Level 1	2024	1	4	1	1	2	-	-	-	-	-	-	-	9	-68%	9
	2023	2	3	-	-	18	5	-	-	-	-	-	-	28	▼	28
Domestic and Family - Level 2	2024	2	-	-	1	1	1	-	-	-	-	-	-	5	-29%	5
	2023	2	2	-	2	1	-	-	1	1	1	2	2	7	▼	14
Felonies and Related Matters	2024	8	17	22	17	16	60	-	-	-	-	-	-	140	-22%	140
	2023	29	29	36	6	30	49	39	36	20	14	12	46	179	▼	346
General Civil - Level 2	2024	-	-	1	2	2	2	-	-	-	-	-	-	7	-22%	7
	2023	1	1	2	-	4	1	2	1	1	-	2	2	9	▼	17
General Civil - Level 3	2024	-	5	3	1	2	-	-	-	-	-	-	-	11	-21%	11
	2023	2	1	2	-	6	3	-	1	2	2	1	1	14	▼	21
Miscellaneous Civil	2024	48	70	67	34	25	53	-	-	-	-	-	-	297	-19%	297
	2023	75	63	104	40	36	48	41	43	41	53	36	35	366	▼	615
Misdemeanor	2024	4	7	8	3	1	13	-	-	-	-	-	-	36	-18%	36
	2023	13	3	18	2	6	2	5	2	9	2	5	22	44	▼	89
Other	2024	-	-	-	-	1	-	-	-	-	-	-	-	1	0%	1
	2023	-	-	-	-	1	-	-	-	-	-	2	-	1	↔	3
Other Criminally Related Matters	2024	-	1	-	4	2	1	-	-	-	-	-	-	8	-20%	8
	2023	1	-	2	6	1	-	-	-	-	-	11	-	10	▼	21
Probates/Wills & Trusts - Level 1	2024	-	-	-	-	-	-	-	-	-	-	-	-	0	-100%	0
	2023	-	-	-	-	2	-	-	-	-	-	-	-	2	▼	2
Probates/Wills & Trusts - Level 2	2024	-	-	-	1	-	1	-	-	-	-	-	-	2	-67%	2
	2023	-	-	-	-	4	2	-	1	-	1	-	-	6	▼	8
Uncontested Divorce	2024	3	1	1	1	2	2	-	-	-	-	-	-	10	-17%	10
	2023	2	-	2	2	6	-	1	3	1	-	3	3	12	▼	23

CPSS-CCMS-10.11 CASELOAD STATISTICS OF THE CIRCUIT COURTS

Buckingham

January 2023 -- June 2024 Dispositions

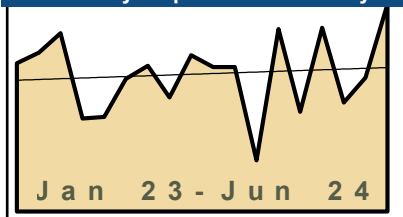
Alexandria and Fairfax Circuit are not Included in State Totals

Dashboard

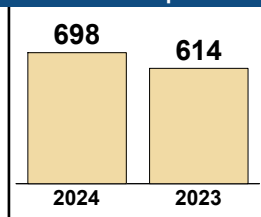
Court: Buckingham Circuit
Start/End Date: Jan-23 / Jun-24
2023 Average Month: 99
Jan-Jun 2023: 614
Dispositions Trending: ▲

Circuit/Court ID: 10 210029
Type of Case: Dispositions
2024 Average Month: 116
Jan-Jun 2024 : 698
Overall AVG. Month: 105

Monthly Dispositions Summary



Jan --- Jun Dispositions



Dispositions by Division

Divisions		Jan	Feb	Mar	Apr	May	Jun	Jul	Aug	Sep	Oct	Nov	Dec	Thru Jun	% Change	Total
Total	2024	139	76	140	83	102	158	-	-	-	-	-	-	698	14%	698
	2023	113	121	136	71	72	101	111	87	119	110	110	39	614	▲	1,190
Civil	2024	4	3	7	15	15	11	-	-	-	-	-	-	55	-4%	55
	2023	9	6	20	4	11	7	2	16	8	10	3	3	57	▼	99
Criminal	2024	72	25	57	12	49	100	-	-	-	-	-	-	315	14%	315
	2023	54	74	60	14	16	59	69	22	55	61	86	23	277	▲	593
Concealed Handgun Permits	2024	37	32	48	37	21	25	-	-	-	-	-	-	200	1%	200
	2023	38	29	46	33	29	24	24	32	38	29	17	5	199	▲	344
Miscellaneous/ Other	2024	26	16	28	19	17	22	-	-	-	-	-	-	128	58%	128
	2023	12	12	10	20	16	11	16	17	18	10	4	8	81	▲	154

Dispositions by Case Category

Case Categories		Jan	Feb	Mar	Apr	May	Jun	Jul	Aug	Sep	Oct	Nov	Dec	Thru Jun	% Change	Total
Administrative Law	2024	-	-	-	-	-	-	-	-	-	-	-	-	0	-100%	0
	2023	-	-	1	-	-	1	-	-	-	1	-	-	2	▼	3
Capital Murder	2024	-	-	-	-	-	-	-	-	-	-	-	-	0	-100%	0
	2023	-	-	-	-	-	1	-	-	-	-	-	-	1	▼	1
Contested Divorce	2024	1	-	1	2	1	1	-	-	-	-	-	-	6	50%	6
	2023	-	1	-	-	1	2	-	5	-	2	-	1	4	▲	12
Domestic and Family - Level 1	2024	-	1	1	-	2	4	-	-	-	-	-	-	8	-53%	8
	2023	1	-	13	-	3	-	-	4	1	-	-	-	17	▼	22
Domestic and Family - Level 2	2024	-	-	-	-	2	-	-	-	-	-	-	-	2	-67%	2
	2023	2	1	1	-	2	-	-	-	2	2	-	1	6	▼	11
Felonies and Related Matters	2024	64	24	38	10	42	93	-	-	-	-	-	-	271	19%	271
	2023	49	66	44	11	12	46	52	21	37	42	58	17	228	▲	455
General Civil - Level 1	2024	-	-	-	-	-	-	-	-	-	-	-	-	0	-100%	0
	2023	-	-	-	-	2	-	-	-	-	-	-	-	2	▼	2
General Civil - Level 2	2024	1	-	-	1	1	2	-	-	-	-	-	-	5	-58%	5
	2023	4	2	1	2	2	1	1	3	5	2	1	-	12	▼	24
General Civil - Level 3	2024	-	1	1	4	4	1	-	-	-	-	-	-	11	120%	11
	2023	1	-	1	1	1	1	-	2	2	1	-	-	5	▲	10
Miscellaneous Civil	2024	48	37	60	39	28	33	-	-	-	-	-	-	245	0%	245
	2023	46	36	54	43	34	31	32	42	51	34	22	8	244	▲	433
Misdemeanor	2024	8	1	19	-	6	7	-	-	-	-	-	-	41	11%	41
	2023	5	6	14	1	3	8	16	1	17	18	27	5	37	▲	121
Other	2024	15	11	17	17	9	13	-	-	-	-	-	-	82	148%	82
	2023	3	4	3	10	10	3	8	6	2	2	-	5	33	▲	56
Other Criminally Related Matters	2024	-	-	-	3	1	-	-	-	-	-	-	-	4	-64%	4
	2023	-	2	2	2	1	4	1	-	1	1	1	1	11	▼	16
Probates/Wills & Trusts - Level 1	2024	-	-	-	1	-	-	-	-	-	-	-	-	1	1	1
	2023	-	-	-	-	-	-	-	-	-	-	-	-	0	↔	0
Probates/Wills & Trusts - Level 2	2024	-	-	1	1	1	1	-	-	-	-	-	-	4	4	4
	2023	-	-	-	-	-	-	1	-	-	1	1	-	0	↔	3
Uncontested Divorce	2024	2	1	2	5	5	3	-	-	-	-	-	-	18	50%	18
	2023	2	3	2	1	1	3	-	3	1	4	-	1	12	▲	21


This report reflects data in the case management system. Numbers will update accordingly as reports are refreshed and posted.

Dashboard

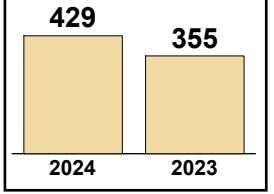
Court: Charlotte Circuit
Start/End Date: Jan-23 / Jun-24
2023 Average Month: 70
Jan-Jun 2023: 355
Dispositions Trending: ▲

Circuit/Court ID: 10 210037
Type of Case: Dispositions
2024 Average Month: 72
Jan-Jun 2024 : 429
Overall AVG. Month: 71

Monthly Dispositions Summary



Jan --- Jun Dispositions



Dispositions by Division

Divisions		Jan	Feb	Mar	Apr	May	Jun	Jul	Aug	Sep	Oct	Nov	Dec	Thru Jun	% Change	Total
Total	2024	60	55	115	77	48	74	-	-	-	-	-	-	429	21%	429
	2023	87	60	71	60	50	27	46	84	68	69	93	130	355	▲	845
Civil	2024	7	5	7	10	10	8	-	-	-	-	-	-	47	-10%	47
	2023	17	6	11	8	8	2	11	8	13	6	15	10	52	▼	115
Criminal	2024	13	11	66	34	13	33	-	-	-	-	-	-	170	43%	170
	2023	32	22	13	29	11	12	11	38	18	35	35	33	119	▲	289
Concealed Handgun Permits	2024	15	23	27	23	16	17	-	-	-	-	-	-	121	-8%	121
	2023	31	22	35	17	17	10	13	27	21	17	32	12	132	▼	254
Miscellaneous/ Other	2024	24	16	15	10	9	16	-	-	-	-	-	-	90	73%	90
	2023	7	10	12	6	14	3	11	11	16	11	11	75	52	▲	187
Others	2024	1	-	-	-	-	-	-	-	-	-	-	-	1	1	1
	2023	-	-	-	-	-	-	-	-	-	-	-	-	0	↔	0

Dispositions by Case Category

Case Categories		Jan	Feb	Mar	Apr	May	Jun	Jul	Aug	Sep	Oct	Nov	Dec	Thru Jun	% Change	Total
Administrative Law	2024	-	-	-	-	-	-	-	-	-	-	-	-	0	0	0
	2023	-	-	-	-	-	-	2	-	-	-	-	-	0	↔	2
Capital Murder	2024	-	-	-	-	-	-	-	-	-	-	-	-	0	-100%	0
	2023	-	-	1	-	-	-	-	-	-	-	-	-	1	▼	1
Contested Divorce	2024	-	2	-	2	-	-	-	-	-	-	-	-	4	0%	4
	2023	-	1	1	1	1	-	-	1	-	-	1	2	4	↔	8
Domestic and Family - Level 1	2024	1	-	2	1	-	-	-	-	-	-	-	-	4	-50%	4
	2023	7	-	-	-	1	-	4	1	6	1	6	-	8	▼	26
Domestic and Family - Level 2	2024	-	-	-	2	2	2	-	-	-	-	-	-	6	0%	6
	2023	3	-	2	-	1	-	1	1	1	-	-	-	6	↔	9
Felonies and Related Matters	2024	9	9	62	25	11	24	-	-	-	-	-	-	140	54%	140
	2023	22	17	10	25	9	8	7	28	11	31	29	28	91	▲	225
General Civil - Level 1	2024	-	-	-	-	-	1	-	-	-	-	-	-	1	-50%	1
	2023	1	-	-	1	-	-	-	-	-	-	-	-	2	▼	2
General Civil - Level 2	2024	-	1	-	1	-	-	-	-	-	-	-	-	2	-67%	2
	2023	1	2	-	1	-	2	-	1	2	3	2	2	6	▼	16
General Civil - Level 3	2024	2	2	1	1	7	1	-	-	-	-	-	-	14	367%	14
	2023	-	1	1	1	-	-	4	4	1	1	4	1	3	▲	18
Miscellaneous Civil	2024	19	30	32	28	17	25	-	-	-	-	-	-	151	-6%	151
	2023	32	30	43	18	26	12	19	33	32	22	41	19	161	▼	327
Misdemeanor	2024	5	-	3	9	2	8	-	-	-	-	-	-	27	35%	27
	2023	8	4	1	3	2	2	4	10	5	4	6	3	20	▲	52
Other	2024	20	9	9	6	8	9	-	-	-	-	-	-	61	135%	61
	2023	7	2	6	5	5	1	5	5	5	6	2	68	26	▲	117
Other Criminally Related Matters	2024	-	2	1	-	-	1	-	-	-	-	-	-	4	-43%	4
	2023	2	1	1	1	-	2	-	-	3	-	1	2	7	▼	13
Probates/Wills & Trusts - Level 1	2024	-	-	-	-	-	-	-	-	-	-	-	-	0	-100%	0
	2023	-	-	-	-	1	-	-	-	-	-	-	-	1	▼	1
Probates/Wills & Trusts - Level 2	2024	-	-	-	2	-	1	-	-	-	-	-	-	3	50%	3
	2023	1	-	1	-	-	-	-	-	1	1	-	1	2	▲	5
Uncontested Divorce	2024	4	-	5	-	1	2	-	-	-	-	-	-	12	-29%	12
	2023	3	2	4	4	4	-	-	-	1	-	1	4	17	▼	23

Dashboard				Monthly Dispositions Summary				Jan --- Jun Dispositions	
Court: Cumberland Circuit	Circuit/Court ID: 10 210049								
Start/End Date: Jan-23 / Jun-24	Type of Case: Dispositions								
2023 Average Month: 53	2024 Average Month: 54								
Jan-Jun 2023: 362	Jan-Jun 2024 : 322								
Dispositions Trending: ▼	Overall AVG. Month: 53								

Dispositions by Division																
Divisions		Jan	Feb	Mar	Apr	May	Jun	Jul	Aug	Sep	Oct	Nov	Dec	Thru Jun	% Change	Total
Total	2024	49	56	73	57	56	31	-	-	-	-	-	-	322	-11%	322
	2023	71	60	65	43	62	61	29	68	44	51	43	40	362	▼	637
Civil	2024	1	6	5	5	4	5	-	4	5	7	4	2	26	-33%	26
	2023	9	2	9	5	6	8	6	4	5	7	4	2	39	▼	67
Criminal	2024	12	10	27	22	24	11	-	-	-	-	-	-	106	-14%	106
	2023	27	7	22	13	34	20	7	31	13	17	12	4	123	▼	207
Concealed Handgun Permits	2024	24	23	27	18	23	10	-	-	-	-	-	-	125	-13%	125
	2023	24	41	26	19	17	17	10	24	18	19	20	23	144	▼	258
Miscellaneous/ Other	2024	12	17	14	12	5	5	-	-	-	-	-	-	65	16%	65
	2023	11	10	8	6	5	16	6	9	8	8	7	11	56	▲	105

Dispositions by Case Category																
Case Categories		Jan	Feb	Mar	Apr	May	Jun	Jul	Aug	Sep	Oct	Nov	Dec	Thru Jun	% Change	Total
Contested Divorce	2024	1	1	-	1	-	-	-	-	-	-	-	-	3	-40%	3
	2023	-	1	1	1	-	2	1	-	-	-	-	1	5	▼	7
Domestic and Family - Level 1	2024	-	4	3	-	-	2	-	-	-	-	-	-	9	9	9
	2023	-	-	-	-	-	-	1	-	2	1	-	-	0	↔	4
Domestic and Family - Level 2	2024	-	-	-	-	-	-	-	-	-	-	-	-	0	-100%	0
	2023	1	-	-	-	-	3	-	-	1	-	-	-	4	▼	5
Felonies and Related Matters	2024	12	7	21	14	21	5	-	-	-	-	-	-	80	18%	80
	2023	15	2	13	6	19	13	1	19	11	9	8	4	68	▲	120
General Civil - Level 2	2024	-	1	-	-	-	1	-	-	-	-	-	-	2	-50%	2
	2023	1	-	-	-	1	2	1	-	1	1	-	-	4	▼	7
General Civil - Level 3	2024	-	1	-	2	2	-	-	-	-	-	-	-	5	-58%	5
	2023	4	-	3	2	2	1	2	-	-	-	-	1	12	▼	15
Miscellaneous Civil	2024	30	26	33	22	27	12	-	-	-	-	-	-	150	-17%	150
	2023	32	47	31	23	20	27	15	32	21	25	26	33	180	▼	332
Misdemeanor	2024	-	3	6	8	2	6	-	-	-	-	-	-	25	-43%	25
	2023	12	5	4	5	12	6	1	12	1	7	3	-	44	▼	68
Other	2024	6	13	8	8	1	3	-	-	-	-	-	-	39	117%	39
	2023	3	4	3	1	2	5	1	1	5	4	1	1	18	▲	31
Other Criminally Related Matters	2024	-	-	-	-	1	-	-	-	-	-	-	-	1	-91%	1
	2023	-	-	5	2	3	1	5	-	1	1	1	-	11	▼	19
Probates/Wills & Trusts - Level 2	2024	-	-	1	-	-	1	-	-	-	-	-	-	2	100%	2
	2023	-	-	1	-	-	-	-	-	-	1	-	-	1	▲	2
Uncontested Divorce	2024	-	-	1	2	2	1	-	-	-	-	-	-	6	-60%	6
	2023	3	1	4	3	3	1	1	4	1	2	3	1	15	▼	27

Dashboard		Circuit/Court ID: 10 210083	
Court: Halifax Circuit	Start/End Date: Jan-23 / Jun-24	Type of Case: Dispositions	2024 Average Month: 203
2023 Average Month: 193	Jan-Jun 2023: 1,203	Jan-Jun 2024 : 1,219	Overall AVG. Month: 196
Dispositions Trending: ↔			

Monthly Dispositions Summary

Jan 23 - Jun 24

Jan --- Jun Dispositions

1,219	1,203
2024	2023

Dispositions by Division																
Divisions		Jan	Feb	Mar	Apr	May	Jun	Jul	Aug	Sep	Oct	Nov	Dec	Thru Jun	% Change	Total
Total	2024	224	197	257	156	229	156	-	-	-	-	-	-	1,219	1%	1,219
	2023	192	208	202	216	165	220	210	186	122	143	268	181	1,203	▲	2,313
Civil	2024	21	11	33	16	23	15	-	-	-	-	-	-	119	4%	119
	2023	14	17	25	20	18	20	25	22	7	14	16	16	114	▲	214
Criminal	2024	112	106	124	72	116	74	-	-	-	-	-	-	604	27%	604
	2023	46	82	63	111	77	98	93	64	67	53	173	103	477	▲	1,030
Concealed Handgun Permits	2024	72	62	67	43	63	39	-	-	-	-	-	-	346	-20%	346
	2023	104	82	81	50	51	62	58	65	37	67	67	51	430	▼	775
Miscellaneous/ Other	2024	19	18	33	25	27	28	-	-	-	-	-	-	150	-18%	150
	2023	28	27	33	35	19	40	34	35	11	9	11	9	182	▼	291
Others	2024	-	-	-	-	-	-	-	-	-	-	-	-	0	0	0
	2023	-	-	-	-	-	-	-	-	-	-	-	1	2	0	↔

Dispositions by Case Category																
Case Categories		Jan	Feb	Mar	Apr	May	Jun	Jul	Aug	Sep	Oct	Nov	Dec	Thru Jun	% Change	Total
Administrative Law	2024	-	-	-	-	-	-	-	-	-	-	-	-	0	-100%	0
	2023	-	-	-	2	1	-	1	-	1	-	-	-	3	▼	5
Contested Divorce	2024	3	3	1	4	5	1	-	-	-	-	-	-	17	-23%	17
	2023	-	4	4	4	3	7	4	1	1	1	-	5	22	▼	34
Domestic and Family - Level 1	2024	3	1	6	3	1	1	-	-	-	-	-	-	15	275%	15
	2023	-	1	-	-	2	1	1	1	-	1	1	-	4	▲	8
Domestic and Family - Level 2	2024	1	-	6	-	-	-	-	-	-	-	-	-	7	40%	7
	2023	2	-	1	2	-	-	3	-	-	4	-	-	5	▲	12
Felonies and Related Matters	2024	72	86	67	52	82	47	-	-	-	-	-	-	406	35%	406
	2023	28	56	36	75	51	54	61	36	40	38	144	29	300	▲	648
General Civil - Level 1	2024	-	-	-	1	-	1	-	-	-	-	-	-	2	0%	2
	2023	1	-	1	-	-	-	-	-	-	-	-	-	2	↔	2
General Civil - Level 2	2024	3	1	4	4	4	6	-	-	-	-	-	-	22	-12%	22
	2023	2	2	8	3	6	4	4	4	-	-	7	1	25	▼	41
General Civil - Level 3	2024	5	2	12	-	6	4	-	-	-	-	-	-	29	45%	29
	2023	10	1	4	3	-	2	6	7	1	4	2	4	20	▲	44
Miscellaneous Civil	2024	84	73	79	53	69	49	-	-	-	-	-	-	407	-15%	407
	2023	111	87	90	61	59	73	72	71	47	76	77	59	481	▼	883
Misdemeanor	2024	40	18	46	18	18	26	-	-	-	-	-	-	166	14%	166
	2023	18	17	25	35	17	34	27	16	21	7	27	74	146	▲	318
Other	2024	7	6	16	14	20	16	-	-	-	-	-	-	79	-37%	79
	2023	19	22	23	23	10	28	19	29	-	-	2	2	125	▼	177
Other Criminally Related Matters	2024	1	3	11	2	16	1	-	-	-	-	-	-	34	-3%	34
	2023	-	11	2	1	11	10	5	12	6	8	2	-	35	▼	68
Probates/Wills & Trusts - Level 1	2024	-	-	-	-	-	-	-	-	-	-	-	-	0	0	0
	2023	-	-	-	-	-	-	-	-	-	1	-	-	0	↔	1
Probates/Wills & Trusts - Level 2	2024	2	1	-	-	2	-	-	-	-	-	-	-	5	150%	5
	2023	-	1	-	-	-	1	1	1	1	-	1	2	2	▲	8
Protective Orders	2024	-	-	1	-	-	-	-	-	-	-	-	-	1	0%	1
	2023	-	-	-	-	1	-	-	-	-	-	-	-	1	↔	1
Uncontested Divorce	2024	3	3	8	5	6	4	-	-	-	-	-	-	29	-9%	29
	2023	1	6	8	7	4	6	6	8	4	3	5	5	32	▼	63

CPSS-CCMS-10.11 CASELOAD STATISTICS OF THE CIRCUIT COURTS

Lunenburg

January 2023 -- June 2024 Dispositions

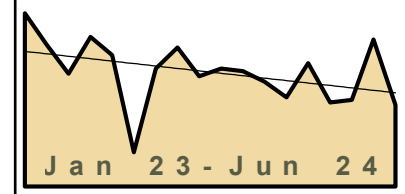
Alexandria and Fairfax Circuit are not Included in State Totals

Dashboard

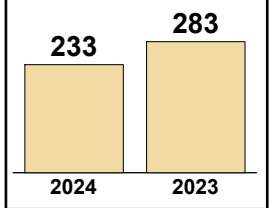
Court: Lunenburg Circuit
Start/End Date: Jan-23 / Jun-24
2023 Average Month: 46
Jan-Jun 2023: 283
Dispositions Trending: ▼

Circuit/Court ID: 10 210111
Type of Case: Dispositions
2024 Average Month: 39
Jan-Jun 2024 : 233
Overall AVG. Month: 44

Monthly Dispositions Summary



Jan --- Jun Dispositions



Dispositions by Division

Divisions		Jan	Feb	Mar	Apr	May	Jun	Jul	Aug	Sep	Oct	Nov	Dec	Thru Jun	% Change	Total
Total	2024	34	47	32	33	56	31	-	-	-	-	-	-	233	-18%	233
	2023	66	54	43	57	50	13	45	53	42	45	44	40	283	▼	552
Civil	2024	-	-	-	-	-	-	-	-	-	-	-	-	0	-100%	0
	2023	2	-	-	1	1	-	1	1	-	-	1	-	4	▼	7
Criminal	2024	14	21	14	24	21	16	-	-	-	-	-	-	110	-21%	110
	2023	27	35	14	29	32	3	18	22	29	32	19	26	140	▼	286
Concealed Handgun Permits	2024	15	26	18	9	35	15	-	-	-	-	-	-	118	-11%	118
	2023	36	19	29	27	12	10	26	26	13	13	24	13	133	▼	248
Miscellaneous/ Other	2024	5	-	-	-	-	-	-	-	-	-	-	-	5	-17%	5
	2023	1	-	-	-	5	-	-	4	-	-	-	1	6	▼	11

Dispositions by Case Category

Case Categories		Jan	Feb	Mar	Apr	May	Jun	Jul	Aug	Sep	Oct	Nov	Dec	Thru Jun	% Change	Total
Domestic and Family - Level 1	2024	-	-	-	-	-	-	-	-	-	-	-	-	0	-100%	0
	2023	1	-	-	-	-	-	-	-	-	-	-	-	1	▼	1
Domestic and Family - Level 2	2024	-	-	-	-	-	-	-	-	-	-	-	-	0	-100%	0
	2023	-	-	-	1	-	-	-	-	-	-	-	-	1	▼	1
Felonies and Related Matters	2024	8	19	13	17	16	16	-	-	-	-	-	-	89	-25%	89
	2023	22	27	13	26	27	3	18	16	27	32	14	18	118	▼	243
General Civil - Level 1	2024	-	-	-	-	-	-	-	-	-	-	-	-	0	-100%	0
	2023	-	-	-	-	1	-	-	-	-	-	-	-	1	▼	1
General Civil - Level 2	2024	1	-	-	-	-	-	-	-	-	-	-	-	1	-67%	1
	2023	1	-	-	-	2	-	-	2	-	-	-	-	3	▼	5
General Civil - Level 3	2024	-	-	-	-	-	-	-	-	-	-	-	-	0	-100%	0
	2023	-	-	-	-	2	-	-	1	-	-	-	-	2	▼	3
Miscellaneous Civil	2024	19	26	18	9	35	15	-	-	-	-	-	-	122	-9%	122
	2023	36	19	29	27	13	10	26	27	13	13	24	14	134	▼	251
Misdemeanor	2024	5	2	1	7	3	-	-	-	-	-	-	-	18	-5%	18
	2023	4	7	-	3	5	-	-	6	1	-	5	5	19	▼	36
Other Criminally Related Matters	2024	1	-	-	-	2	-	-	-	-	-	-	-	3	0%	3
	2023	1	1	1	-	-	-	-	-	1	-	-	3	3	↔	7
Probates/Wills & Trusts - Level 1	2024	-	-	-	-	-	-	-	-	-	-	-	-	0	-100%	0
	2023	1	-	-	-	-	-	-	-	-	-	-	-	1	▼	1
Uncontested Divorce	2024	-	-	-	-	-	-	-	-	-	-	-	-	0	0%	0
	2023	-	-	-	-	-	-	1	1	-	-	1	-	0	↔	3

Dashboard		Monthly Dispositions Summary		Jan --- Jun Dispositions	
Court: Mecklenburg Circuit	Circuit/Court ID: 10 210117				
Start/End Date: Jan-23 / Jun-24	Type of Case: Dispositions				
2023 Average Month: 254	2024 Average Month: 260				
Jan-Jun 2023: 1,774	Jan-Jun 2024 : 1,560				
Dispositions Trending: ▼	Overall AVG. Month: 256				


Dispositions by Division																
Divisions		Jan	Feb	Mar	Apr	May	Jun	Jul	Aug	Sep	Oct	Nov	Dec	Thru Jun	% Change	Total
Total	2024	236	268	222	300	241	293	-	-	-	-	-	-	1,560	-12%	1,560
	2023	319	222	377	272	294	290	148	217	263	243	217	189	1,774	▼	3,051
Civil	2024	35	37	35	43	32	128	-	-	-	-	-	-	310	8%	310
	2023	35	33	83	45	41	49	39	36	46	33	34	42	286	▲	516
Criminal	2024	113	105	92	171	103	116	-	-	-	-	-	-	700	-6%	700
	2023	146	63	165	100	133	141	65	78	140	105	114	73	748	▼	1,323
Concealed Handgun Permits	2024	55	81	61	53	67	31	-	-	-	-	-	-	348	-28%	348
	2023	99	84	74	88	76	63	19	69	40	68	47	34	484	▼	761
Miscellaneous/ Other	2024	32	44	32	33	39	17	-	-	-	-	-	-	197	-22%	197
	2023	38	40	55	39	44	37	25	34	36	37	22	40	253	▼	447
Others	2024	1	1	2	-	-	1	-	-	-	-	-	-	5	67%	5
	2023	1	2	-	-	-	-	-	-	1	-	-	-	3	▲	4

Dispositions by Case Category																
Case Categories		Jan	Feb	Mar	Apr	May	Jun	Jul	Aug	Sep	Oct	Nov	Dec	Thru Jun	% Change	Total
Administrative Law	2024	-	-	-	-	-	-	-	-	-	-	-	-	0	-100%	0
	2023	-	1	-	-	-	-	-	1	-	1	-	-	1	▼	3
Capital Murder	2024	-	-	-	-	-	-	-	-	-	-	-	-	0	-100%	0
	2023	-	1	6	-	-	6	-	-	-	-	-	-	13	▼	13
Contested Divorce	2024	3	10	9	7	11	9	-	-	-	-	-	-	49	-30%	49
	2023	7	8	13	17	13	12	9	8	11	6	5	7	70	▼	116
Domestic and Family - Level 1	2024	1	4	-	4	1	-	-	-	-	-	-	-	10	-57%	10
	2023	6	4	5	3	2	3	4	3	12	5	9	2	23	▼	58
Domestic and Family - Level 2	2024	2	1	2	-	-	1	-	-	-	-	-	-	6	0%	6
	2023	3	1	1	-	-	1	-	2	1	-	1	-	6	↔	10
Felonies and Related Matters	2024	78	72	46	134	80	66	-	-	-	-	-	-	476	-2%	476
	2023	106	42	86	86	67	98	39	52	106	66	82	55	485	▼	885
General Civil - Level 1	2024	-	1	-	-	-	1	-	-	-	-	-	-	2	0%	2
	2023	1	-	-	-	-	2	1	1	-	-	-	-	2	↔	4
General Civil - Level 2	2024	2	5	1	3	1	2	-	-	-	-	-	-	14	-7%	14
	2023	3	2	3	1	1	5	4	4	3	1	3	9	15	▼	39
General Civil - Level 3	2024	-	1	5	2	3	97	-	-	-	-	-	-	108	145%	108
	2023	-	-	34	4	3	3	1	1	1	1	1	5	44	▲	54
Miscellaneous Civil	2024	62	99	69	63	78	41	-	-	-	-	-	-	412	-27%	412
	2023	111	90	91	107	88	79	25	84	56	83	51	62	566	▼	927
Misdemeanor	2024	25	22	43	24	17	45	-	-	-	-	-	-	176	-12%	176
	2023	38	17	62	14	35	33	17	21	30	36	28	18	199	▼	349
Other	2024	27	25	23	23	29	9	-	-	-	-	-	-	136	-19%	136
	2023	27	36	37	19	31	18	15	19	19	22	17	12	168	▼	272
Other Criminally Related Matters	2024	10	11	3	13	6	5	-	-	-	-	-	-	48	-8%	48
	2023	2	3	11	-	32	4	9	5	4	3	4	-	52	▼	77
Probates/Wills & Trusts - Level 1	2024	-	-	-	-	-	1	-	-	-	-	-	-	1	-80%	1
	2023	1	-	2	-	1	1	-	2	1	-	-	-	5	▼	8
Probates/Wills & Trusts - Level 2	2024	-	1	1	-	-	2	-	-	-	-	-	-	4	-43%	4
	2023	1	2	3	-	-	1	1	-	-	-	-	5	7	▼	13
Protective Orders	2024	-	-	-	-	-	-	-	-	-	-	-	-	0	-100%	0
	2023	-	-	-	-	1	-	-	-	-	-	-	-	1	▼	1
Uncontested Divorce	2024	26	16	20	27	15	14	-	-	-	-	-	-	118	1%	118
	2023	14	15	23	21	20	24	23	14	19	19	16	14	117	▲	222

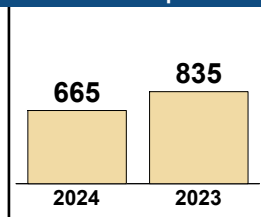
Dashboard

Court: Prince Edward Circuit **Circuit/Court ID:** 10 210147
Start/End Date: Jan-23 / Jun-24 **Type of Case:** Dispositions
2023 Average Month: 123 **2024 Average Month:** 111
Jan-Jun 2023: 835 **Jan-Jun 2024 :** 665
Dispositions Trending: ▼ **Overall AVG. Month:** 119

Monthly Dispositions Summary



Jan --- Jun Dispositions



Dispositions by Division

Divisions		Jan	Feb	Mar	Apr	May	Jun	Jul	Aug	Sep	Oct	Nov	Dec	Thru Jun	% Change	Total
Total	2024	102	129	132	86	116	100	-	-	-	-	-	-	665	-20%	665
	2023	147	121	143	111	155	158	97	164	130	98	67	86	835	▼	1,477
Civil	2024	12	19	7	8	15	13	-	-	-	-	-	-	74	7%	74
	2023	15	6	8	6	8	26	13	7	11	10	6	7	69	▲	123
Criminal	2024	30	56	83	37	62	54	-	-	-	-	-	-	322	-23%	322
	2023	66	49	79	58	94	74	44	101	81	40	27	43	420	▼	756
Concealed Handgun Permits	2024	36	32	20	15	23	22	-	-	-	-	-	-	148	-24%	148
	2023	30	53	35	28	28	21	14	32	22	36	21	24	195	▼	344
Miscellaneous/ Other	2024	24	22	22	26	16	11	-	-	-	-	-	-	121	-20%	121
	2023	36	13	21	19	25	37	26	24	16	12	13	12	151	▼	254

Dispositions by Case Category

Case Categories		Jan	Feb	Mar	Apr	May	Jun	Jul	Aug	Sep	Oct	Nov	Dec	Thru Jun	% Change	Total
Administrative Law	2024	-	-	-	-	1	-	-	-	-	-	-	-	1	0%	1
	2023	-	-	1	-	-	-	-	-	-	-	-	-	1	↔	1
Capital Murder	2024	-	-	-	-	-	-	-	-	-	-	-	-	0	-100%	0
	2023	1	-	-	-	-	1	-	-	-	-	-	-	2	▼	2
Contested Divorce	2024	2	2	2	2	2	1	-	-	-	-	-	-	11	22%	11
	2023	1	2	3	-	2	1	2	1	1	1	-	2	9	▲	16
Domestic and Family - Level 1	2024	2	3	-	-	2	-	-	-	-	-	-	-	7	17%	7
	2023	3	1	-	2	-	-	2	-	1	2	1	1	6	▲	13
Domestic and Family - Level 2	2024	-	-	1	-	2	-	-	-	-	-	-	-	3	3	3
	2023	-	-	-	-	-	-	-	-	-	-	-	-	0	↔	0
Felonies and Related Matters	2024	19	38	59	29	45	32	-	-	-	-	-	-	222	-30%	222
	2023	45	36	54	50	80	50	24	46	63	25	21	27	315	▼	521
General Civil - Level 1	2024	-	1	1	-	-	-	-	-	-	-	-	-	2	100%	2
	2023	-	-	1	-	-	-	-	-	-	-	-	1	1	▲	2
General Civil - Level 2	2024	6	8	1	2	2	3	-	-	-	-	-	-	22	57%	22
	2023	1	1	1	-	2	9	1	2	2	1	1	1	14	▲	22
General Civil - Level 3	2024	2	2	1	1	4	-	-	-	-	-	-	-	10	-23%	10
	2023	3	1	1	-	-	8	1	2	-	2	-	1	13	▼	19
Miscellaneous Civil	2024	42	41	35	25	27	30	-	-	-	-	-	-	200	-18%	200
	2023	36	56	42	36	36	38	25	44	31	42	22	25	244	▼	433
Misdemeanor	2024	11	11	21	8	17	21	-	-	-	-	-	-	89	-7%	89
	2023	17	13	25	8	14	19	17	53	15	13	5	11	96	▼	210
Other	2024	14	13	7	17	12	3	-	-	-	-	-	-	66	-32%	66
	2023	30	9	14	11	17	16	17	12	8	7	13	10	97	▼	164
Other Criminally Related Matters	2024	-	7	3	-	-	1	-	-	-	-	-	-	11	38%	11
	2023	3	-	-	-	-	5	3	2	3	2	1	5	8	▲	24
Probates/Wills & Trusts - Level 1	2024	1	-	-	-	-	-	-	-	-	-	-	-	1	0%	1
	2023	1	-	-	-	-	-	-	-	-	-	-	-	1	↔	1
Probates/Wills & Trusts - Level 2	2024	2	1	-	-	-	4	-	-	-	-	-	-	7	75%	7
	2023	1	1	-	-	1	1	-	-	1	-	-	1	4	▲	6
Protective Orders	2024	-	-	-	-	-	-	-	-	-	-	-	-	0	-100%	0
	2023	1	-	-	-	-	-	-	-	1	-	-	2	1	▼	4
Uncontested Divorce	2024	1	2	1	2	2	5	-	-	-	-	-	-	13	-43%	13
	2023	4	1	1	4	3	10	5	2	4	3	2	-	23	▼	39

Dashboard		Monthly Dispositions Summary		Jan --- Jun Dispositions					
<p>Court: Amelia Circuit Start/End Date: Jan-23 / Jun-24 2023 Average Month: 75 Jan-Jun 2023: 533 Dispositions Trending: ↔</p>	<p>Circuit/Court ID: 11 211007 Type of Case: Dispositions 2024 Average Month: 89 Jan-Jun 2024 : 531 Overall AVG. Month: 80</p>	<p>Jan 23 - Jun 24</p>		<table border="1" style="margin: auto;"> <tr> <td style="width: 50%; text-align: center;">531</td> <td style="width: 50%; text-align: center;">533</td> </tr> <tr> <td style="text-align: center;">2024</td> <td style="text-align: center;">2023</td> </tr> </table>		531	533	2024	2023
531	533								
2024	2023								


Dispositions by Division																
Divisions		Jan	Feb	Mar	Apr	May	Jun	Jul	Aug	Sep	Oct	Nov	Dec	Thru Jun	% Change	Total
Total	2024	95	80	89	98	64	105	-	-	-	-	-	-	531	0%	531
	2023	59	101	113	88	39	133	51	75	33	69	90	54	533	▼	905
Civil	2024	6	4	10	9	7	13	-	-	-	-	-	-	49	-17%	49
	2023	6	10	9	10	5	19	6	12	1	8	4	11	59	▼	101
Criminal	2024	21	19	27	30	36	41	-	-	-	-	-	-	174	-6%	174
	2023	18	29	30	38	7	64	5	25	6	30	32	14	186	▼	298
Concealed Handgun Permits	2024	61	36	37	45	14	39	-	-	-	-	-	-	232	7%	232
	2023	26	47	58	31	22	33	32	27	22	19	50	16	217	▲	383
Miscellaneous/ Other	2024	6	21	15	14	7	12	-	-	-	-	-	-	75	6%	75
	2023	9	15	16	9	5	17	8	11	4	12	4	13	71	▲	123
Others	2024	1	-	-	-	-	-	-	-	-	-	-	-	1	1	1
	2023	-	-	-	-	-	-	-	-	-	-	-	-	0	↔	0

Dispositions by Case Category																
Case Categories		Jan	Feb	Mar	Apr	May	Jun	Jul	Aug	Sep	Oct	Nov	Dec	Thru Jun	% Change	Total
Administrative Law	2024	-	-	-	-	-	-	-	-	1	-	-	-	0	0	0
	2023	-	-	-	-	-	-	-	-	-	-	-	-	0	↔	1
Contested Divorce	2024	3	1	1	1	1	-	-	-	-	-	-	-	7	-22%	7
	2023	-	1	-	1	1	6	-	2	-	-	-	2	9	▼	13
Domestic and Family - Level 1	2024	-	-	1	-	-	1	-	-	-	-	-	-	2	0%	2
	2023	-	-	-	1	-	1	3	-	-	-	-	3	2	↔	8
Domestic and Family - Level 2	2024	1	-	-	-	-	1	-	-	-	-	-	-	2	0%	2
	2023	1	-	1	-	-	-	-	-	-	-	-	-	2	↔	2
Felonies and Related Matters	2024	14	10	18	23	31	27	-	-	-	-	-	-	123	-10%	123
	2023	14	16	18	33	3	53	2	12	3	25	21	8	137	▼	208
General Civil - Level 1	2024	-	-	-	-	-	1	-	-	-	-	-	-	1	1	1
	2023	-	-	-	-	-	-	-	1	-	-	-	-	0	↔	1
General Civil - Level 2	2024	1	1	3	2	1	3	-	-	-	-	-	-	11	-42%	11
	2023	2	5	6	1	1	4	2	5	1	1	2	4	19	▼	34
General Civil - Level 3	2024	1	1	3	1	3	1	-	-	-	-	-	-	10	11%	10
	2023	4	2	1	1	-	1	1	-	-	3	-	2	9	▲	15
Miscellaneous Civil	2024	64	46	49	52	19	46	-	-	-	-	-	-	276	9%	276
	2023	31	53	61	37	26	45	38	33	26	28	51	25	253	▲	454
Misdemeanor	2024	6	9	8	6	4	14	-	-	-	-	-	-	47	-8%	47
	2023	4	12	13	5	3	14	2	13	2	5	10	4	51	▼	87
Other	2024	2	9	1	5	1	5	-	-	-	-	-	-	23	-15%	23
	2023	2	5	10	5	-	5	1	5	-	2	3	2	27	▼	40
Other Criminally Related Matters	2024	1	-	1	2	1	-	-	-	-	-	-	-	5	25%	5
	2023	-	1	1	-	1	1	1	1	1	-	1	2	4	▲	10
Probates/Wills & Trusts - Level 1	2024	-	-	1	-	-	1	-	-	-	-	-	-	2	2	2
	2023	-	-	-	-	-	-	-	-	-	1	-	-	0	↔	1
Probates/Wills & Trusts - Level 2	2024	-	-	1	-	-	1	-	-	-	-	-	-	2	-33%	2
	2023	-	1	2	-	-	-	-	-	-	3	-	1	3	▼	7
Uncontested Divorce	2024	2	3	2	6	3	4	-	-	-	-	-	-	20	18%	20
	2023	1	5	-	4	4	3	1	2	-	1	2	1	17	▲	24

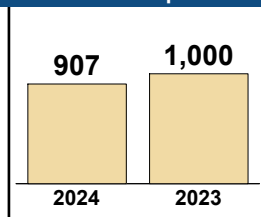
Dashboard

Court: Dinwiddie Circuit **Circuit/Court ID:** 11 211053
Start/End Date: Jan-23 / Jun-24 **Type of Case:** Dispositions
2023 Average Month: 147 **2024 Average Month:** 151
Jan-Jun 2023: 1,000 **Jan-Jun 2024 :** 907
Dispositions Trending: ▼ **Overall AVG. Month:** 148

Monthly Dispositions Summary



Jan --- Jun Dispositions



Dispositions by Division

Divisions		Jan	Feb	Mar	Apr	May	Jun	Jul	Aug	Sep	Oct	Nov	Dec	Thru Jun	% Change	Total
Total	2024	164	142	176	120	198	107	-	-	-	-	-	-	907	-9%	907
	2023	161	147	227	191	138	136	118	147	100	118	153	124	1,000	▼	1,760
Civil	2024	32	23	17	32	15	15	-	-	-	-	-	-	134	12%	134
	2023	14	26	29	22	16	13	17	28	13	23	17	16	120	▲	234
Criminal	2024	59	49	67	25	100	45	-	-	-	-	-	-	345	-10%	345
	2023	71	51	68	74	54	65	42	31	43	27	61	47	383	▼	634
Concealed Handgun Permits	2024	60	62	81	46	63	39	-	-	-	-	-	-	351	-15%	351
	2023	65	55	120	74	55	46	40	68	38	54	64	46	415	▼	725
Miscellaneous/ Other	2024	13	8	11	17	20	8	-	-	-	-	-	-	77	-6%	77
	2023	11	15	10	21	13	12	19	20	6	14	10	15	82	▼	166
Others	2024	-	-	-	-	-	-	-	-	-	-	-	-	0	0	0
	2023	-	-	-	-	-	-	-	-	-	-	1	-	0	↔	1

Dispositions by Case Category

Case Categories		Jan	Feb	Mar	Apr	May	Jun	Jul	Aug	Sep	Oct	Nov	Dec	Thru Jun	% Change	Total
Capital Murder	2024	-	-	-	-	-	-	-	-	-	-	-	-	0	0	0
	2023	-	-	-	-	-	-	-	-	-	1	-	-	0	↔	1
Contested Divorce	2024	4	3	1	4	-	-	-	-	-	-	-	-	12	-14%	12
	2023	3	4	1	1	4	1	1	-	1	1	-	2	14	▼	19
Domestic and Family - Level 1	2024	4	1	1	12	1	1	-	-	-	-	-	-	20	43%	20
	2023	4	1	7	1	-	1	2	7	2	-	-	2	14	▲	27
Domestic and Family - Level 2	2024	3	-	-	3	5	2	-	-	-	-	-	-	13	18%	13
	2023	1	1	5	1	2	1	3	1	1	7	2	1	11	▲	26
Felonies and Related Matters	2024	30	15	42	13	70	18	-	-	-	-	-	-	188	-18%	188
	2023	44	35	35	52	27	37	20	22	14	9	33	26	230	▼	354
General Civil - Level 1	2024	-	-	1	2	-	-	-	-	-	-	-	-	3	3	3
	2023	-	-	-	-	-	-	-	-	-	-	-	2	0	↔	2
General Civil - Level 2	2024	9	6	4	2	3	2	-	-	-	-	-	-	26	30%	26
	2023	2	3	4	5	3	3	5	7	4	7	3	3	20	▲	49
General Civil - Level 3	2024	6	-	4	3	1	2	-	-	-	-	-	-	16	-43%	16
	2023	1	5	4	12	3	3	1	5	-	1	6	5	28	▼	46
Miscellaneous Civil	2024	75	72	92	64	83	47	-	-	-	-	-	-	433	-12%	433
	2023	73	69	132	94	67	57	60	87	45	69	73	60	492	▼	886
Misdemeanor	2024	22	25	19	9	28	20	-	-	-	-	-	-	123	-1%	123
	2023	20	11	26	21	23	23	13	10	24	11	26	16	124	▼	224
Other	2024	-	1	1	-	-	-	-	-	-	-	-	-	2	-33%	2
	2023	-	3	-	-	-	-	-	-	1	1	2	1	3	▼	8
Other Criminally Related Matters	2024	7	9	6	3	3	7	-	-	-	-	-	-	35	9%	35
	2023	7	7	8	1	4	5	9	2	5	6	2	5	32	▲	61
Probates/Wills & Trusts - Level 1	2024	-	1	-	1	-	-	-	-	-	-	-	-	2	2	2
	2023	-	-	-	-	-	-	-	-	-	-	-	-	0	↔	0
Probates/Wills & Trusts - Level 2	2024	-	1	2	2	-	2	-	-	-	-	-	-	7	40%	7
	2023	-	2	-	-	-	3	-	1	-	1	-	-	5	▲	7
Uncontested Divorce	2024	4	8	3	2	4	6	-	-	-	-	-	-	27	0%	27
	2023	6	6	5	3	5	2	4	5	3	4	6	1	27	↔	50

Dashboard		Monthly Dispositions Summary		Jan --- Jun Dispositions	
<p>Court: Nottoway Circuit Start/End Date: Jan-23 / Jun-24 2023 Average Month: 92 Jan-Jun 2023: 599 Dispositions Trending: ▲</p>	<p>Circuit/Court ID: 11 211135 Type of Case: Dispositions 2024 Average Month: 129 Jan-Jun 2024 : 772 Overall AVG. Month: 104</p>	<p style="text-align: center; font-weight: bold; font-size: 1.2em;">Jan 23 - Jun 24</p>		<p style="text-align: center; font-weight: bold; font-size: 1.2em;">772 599</p> <p style="text-align: center;">2024 2023</p>	

Dispositions by Division																
Divisions		Jan	Feb	Mar	Apr	May	Jun	Jul	Aug	Sep	Oct	Nov	Dec	Thru Jun	% Change	Total
Total	2024	122	128	146	153	118	105	-	-	-	-	-	-	772	29%	772
	2023	74	72	133	73	117	130	68	113	116	85	64	62	599	▲	1,107
Civil	2024	12	30	43	69	42	52	-	-	-	-	-	-	248	240%	248
	2023	16	10	14	6	15	12	22	12	15	10	13	6	73	▲	151
Criminal	2024	61	64	41	58	41	32	-	-	-	-	-	-	297	17%	297
	2023	15	20	48	31	65	75	12	57	66	30	12	28	254	▲	459
Concealed Handgun Permits	2024	38	23	42	14	26	13	-	-	-	-	-	-	156	-19%	156
	2023	31	29	48	25	25	34	19	30	17	29	19	21	192	▼	327
Miscellaneous/ Other	2024	11	11	20	12	9	8	-	-	-	-	-	-	71	-9%	71
	2023	11	13	23	10	12	9	15	14	18	16	20	7	78	▼	168
Others	2024	-	-	-	-	-	-	-	-	-	-	-	-	0	-100%	0
	2023	1	-	-	1	-	-	-	-	-	-	-	-	2	▼	2

Dispositions by Case Category																
Case Categories		Jan	Feb	Mar	Apr	May	Jun	Jul	Aug	Sep	Oct	Nov	Dec	Thru Jun	% Change	Total
Administrative Law	2024	-	-	1	-	1	-	-	-	-	-	-	-	2	100%	2
	2023	-	-	-	1	-	-	-	-	-	-	-	-	1	▲	2
Capital Murder	2024	-	-	-	-	-	-	-	-	-	-	-	-	0	0	0
	2023	-	-	-	-	-	-	-	-	1	-	-	-	0	↔	1
Contested Divorce	2024	1	2	1	1	1	-	-	-	-	-	-	-	6	0%	6
	2023	1	1	1	1	1	1	-	3	1	-	1	-	6	↔	11
Domestic and Family - Level 1	2024	1	1	4	-	-	-	-	-	-	-	-	-	6	6	6
	2023	-	-	-	-	-	-	5	-	6	1	-	-	0	↔	12
Domestic and Family - Level 2	2024	5	18	21	58	38	47	-	-	-	-	-	-	187	1,458%	187
	2023	2	3	-	1	4	2	-	5	1	-	-	2	12	▲	20
Felonies and Related Matters	2024	39	34	28	42	24	12	-	-	-	-	-	-	179	13%	179
	2023	11	11	27	22	29	59	7	37	55	21	8	22	159	▲	309
General Civil - Level 1	2024	-	-	1	-	-	-	-	-	-	-	-	-	1	1	1
	2023	-	-	-	-	-	-	1	-	-	-	-	-	0	↔	1
General Civil - Level 2	2024	2	3	7	2	2	1	-	-	-	-	-	-	17	31%	17
	2023	2	-	5	1	1	4	3	3	4	2	5	2	13	▲	32
General Civil - Level 3	2024	2	5	5	8	1	3	-	-	-	-	-	-	24	41%	24
	2023	3	4	4	2	3	1	9	1	1	1	5	1	17	▲	35
Miscellaneous Civil	2024	44	30	58	22	31	17	-	-	-	-	-	-	202	-17%	202
	2023	40	38	62	31	35	37	28	38	26	37	30	22	243	▼	424
Misdemeanor	2024	22	28	13	14	15	20	-	-	-	-	-	-	112	35%	112
	2023	4	9	18	9	36	7	4	7	10	3	2	6	83	▲	115
Other	2024	4	4	2	2	1	4	-	-	-	-	-	-	17	-41%	17
	2023	5	4	8	4	2	6	5	4	8	9	9	5	29	▼	69
Other Criminally Related Matters	2024	-	2	-	2	2	-	-	-	-	-	-	-	6	-65%	6
	2023	1	-	3	-	-	13	2	13	-	6	2	-	17	▼	40
Probates/Wills & Trusts - Level 1	2024	1	-	-	-	1	-	-	-	-	-	-	-	2	2	2
	2023	-	-	-	-	-	-	-	-	-	-	-	-	0	↔	0
Probates/Wills & Trusts - Level 2	2024	-	-	-	1	-	-	-	-	-	-	-	-	1	-80%	1
	2023	2	-	1	1	1	-	1	-	-	3	-	1	5	▼	10
Uncontested Divorce	2024	1	1	5	1	1	1	-	-	-	-	-	-	10	-29%	10
	2023	3	2	4	-	5	-	3	2	3	2	2	-	14	▼	26

Dashboard		Monthly Dispositions Summary		Jan --- Jun Dispositions					
<p>Court: Powhatan Circuit Start/End Date: Jan-23 / Jun-24 2023 Average Month: 151 Jan-Jun 2023: 968 Dispositions Trending: ↔</p>	<p>Circuit/Court ID: 11 211145 Type of Case: Dispositions 2024 Average Month: 163 Jan-Jun 2024 : 980 Overall AVG. Month: 155</p>			<table border="1" style="margin: auto;"> <tr> <td style="text-align: center; width: 50px;">980</td> <td style="text-align: center; width: 50px;">968</td> </tr> <tr> <td style="text-align: center;">2024</td> <td style="text-align: center;">2023</td> </tr> </table>		980	968	2024	2023
980	968								
2024	2023								

Dispositions by Division																
Divisions		Jan	Feb	Mar	Apr	May	Jun	Jul	Aug	Sep	Oct	Nov	Dec	Thru Jun	% Change	Total
Total	2024	160	158	191	178	149	144	-	-	-	-	-	-	980	1%	980
	2023	157	157	200	122	121	211	141	182	127	171	124	99	968	▲	1,812
Civil	2024	11	11	25	19	16	23	-	-	-	-	-	-	105	1%	105
	2023	14	16	15	13	12	34	17	25	17	25	9	15	104	▲	212
Criminal	2024	19	25	46	39	25	39	-	-	-	-	-	-	193	27%	193
	2023	22	29	20	16	14	51	41	33	12	36	1	5	152	▲	280
Concealed Handgun Permits	2024	106	82	92	100	86	67	-	-	-	-	-	-	533	-5%	533
	2023	99	92	136	74	69	94	61	71	71	74	89	55	564	▼	985
Miscellaneous/ Other	2024	24	40	28	20	21	15	-	-	-	-	-	-	148	0%	148
	2023	22	20	29	19	26	32	22	53	27	35	25	24	148	↔	334
Others	2024	-	-	-	-	1	-	-	-	-	-	-	-	1	1	1
	2023	-	-	-	-	-	-	-	-	-	1	-	-	0	↔	1

Dispositions by Case Category																
Case Categories		Jan	Feb	Mar	Apr	May	Jun	Jul	Aug	Sep	Oct	Nov	Dec	Thru Jun	% Change	Total
Administrative Law	2024	-	-	2	-	-	1	-	-	-	-	-	-	3	3	3
	2023	-	-	-	-	-	-	-	-	-	-	-	1	0	↔	1
Contested Divorce	2024	2	1	1	2	-	3	-	-	-	-	-	-	9	-18%	9
	2023	-	3	3	2	1	2	2	5	1	2	2	6	11	▼	29
Domestic and Family - Level 1	2024	2	2	2	2	3	-	-	-	-	-	-	-	11	-42%	11
	2023	2	5	1	-	1	10	3	2	-	5	-	-	19	▼	29
Domestic and Family - Level 2	2024	1	-	1	-	-	1	-	-	-	-	-	-	3	-25%	3
	2023	-	-	2	1	-	1	-	-	1	-	1	-	4	▼	6
Felonies and Related Matters	2024	14	15	33	32	16	19	-	-	-	-	-	-	129	8%	129
	2023	17	20	13	13	8	49	34	19	8	27	-	2	120	▲	210
General Civil - Level 1	2024	-	-	-	-	-	-	-	-	-	-	-	-	0	-100%	0
	2023	-	2	-	-	-	3	-	1	-	-	-	1	5	▼	7
General Civil - Level 2	2024	5	5	8	5	7	2	-	-	-	-	-	-	32	33%	32
	2023	3	3	-	5	4	9	2	8	5	8	4	-	24	▲	51
General Civil - Level 3	2024	2	1	1	4	-	4	-	-	-	-	-	-	12	-43%	12
	2023	3	1	2	-	3	12	1	2	-	3	3	4	21	▼	34
Miscellaneous Civil	2024	122	102	114	111	101	75	-	-	-	-	-	-	625	-4%	625
	2023	115	102	148	85	81	117	79	107	90	94	104	71	648	▼	1,193
Misdemeanor	2024	5	8	14	7	5	13	-	-	-	-	-	-	52	86%	52
	2023	5	9	4	2	6	2	6	13	5	10	1	2	28	▲	65
Other	2024	4	17	6	8	7	7	-	-	-	-	-	-	49	0%	49
	2023	3	8	16	7	11	4	4	10	8	13	6	5	49	↔	95
Other Criminally Related Matters	2024	-	3	-	-	6	7	-	-	-	-	-	-	16	300%	16
	2023	-	-	3	1	-	-	1	1	-	-	-	2	4	▲	8
Probates/Wills & Trusts - Level 2	2024	1	-	-	2	-	-	-	-	-	-	-	-	3	-57%	3
	2023	2	3	1	1	-	-	-	1	2	1	-	1	7	▼	12
Protective Orders	2024	-	-	1	-	-	-	-	-	-	-	-	-	1	1	1
	2023	-	-	-	-	-	-	-	-	-	-	-	-	0	↔	0
Uncontested Divorce	2024	2	4	8	5	4	12	-	-	-	-	-	-	35	25%	35
	2023	7	1	7	5	6	2	9	13	7	8	3	4	28	▲	72

This report reflects data in the case management system. Numbers will update accordingly as reports are refreshed and posted.

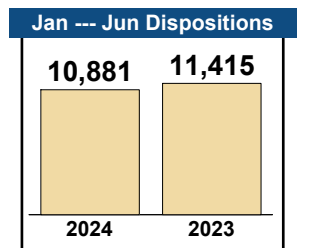
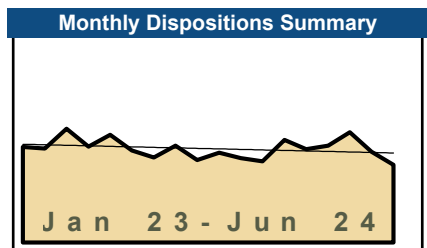
Dashboard		Monthly Dispositions Summary		Jan --- Jun Dispositions	
<p>Court: Petersburg Circuit Start/End Date: Jan-23 / Jun-24 2023 Average Month: 230 Jan-Jun 2023: 1,312 Dispositions Trending: ▲</p>	<p>Circuit/Court ID: 11 211730 Type of Case: Dispositions 2024 Average Month: 279 Jan-Jun 2024 : 1,674 Overall AVG. Month: 247</p>	<p style="text-align: center; font-weight: bold;">Jan 23 - Jun 24</p>		<p style="text-align: center; font-weight: bold;">2024: 1,674 2023: 1,312</p>	

Dispositions by Division																
Divisions		Jan	Feb	Mar	Apr	May	Jun	Jul	Aug	Sep	Oct	Nov	Dec	Thru Jun	% Change	Total
Total	2024	228	291	297	326	274	258	-	-	-	-	-	-	1,674	28%	1,674
	2023	259	178	256	193	217	209	208	246	283	256	218	241	1,312	▲	2,764
Civil	2024	39	40	52	50	34	42	-	-	-	-	-	-	257	30%	257
	2023	39	21	20	39	42	36	40	41	24	33	47	23	197	▲	405
Criminal	2024	104	168	133	163	126	137	-	-	-	-	-	-	831	6%	831
	2023	148	121	166	94	126	127	117	165	206	169	125	142	782	▲	1,706
Concealed Handgun Permits	2024	7	29	29	34	32	24	-	-	-	-	-	-	155	-7%	155
	2023	45	13	46	24	20	19	30	20	37	16	30	50	167	▼	350
Miscellaneous/Other	2024	77	54	81	78	82	55	-	-	-	-	-	-	427	165%	427
	2023	27	20	24	36	27	27	20	19	16	36	16	26	161	▲	294
Others	2024	1	-	2	1	-	-	-	-	-	-	-	-	4	-20%	4
	2023	-	3	-	-	2	-	1	1	-	2	-	-	5	▼	9

Dispositions by Case Category																
Case Categories		Jan	Feb	Mar	Apr	May	Jun	Jul	Aug	Sep	Oct	Nov	Dec	Thru Jun	% Change	Total
Administrative Law	2024	-	2	-	1	1	-	-	-	-	-	-	-	4	300%	4
	2023	-	-	-	1	-	-	-	-	-	-	-	-	1	▲	1
Capital Murder	2024	-	-	-	-	-	1	-	-	-	-	-	-	1	1	1
	2023	-	-	-	-	-	-	-	-	-	-	-	-	0	↔	0
Contested Divorce	2024	2	2	2	2	2	2	-	-	-	-	-	-	12	50%	12
	2023	1	2	1	2	-	2	8	1	2	4	2	-	8	▲	25
Domestic and Family - Level 1	2024	-	5	12	-	4	2	-	-	-	-	-	-	23	475%	23
	2023	2	-	1	1	-	-	3	-	1	-	7	-	4	▲	15
Domestic and Family - Level 2	2024	-	-	2	1	1	-	-	-	-	-	-	-	4	33%	4
	2023	-	2	-	-	1	-	1	2	1	2	-	1	3	▲	10
Felonies and Related Matters	2024	61	99	72	103	40	77	-	-	-	-	-	-	452	-12%	452
	2023	95	80	103	58	93	86	65	88	118	109	71	88	515	▼	1,054
General Civil - Level 1	2024	1	-	1	-	1	1	-	-	-	-	-	-	4	-20%	4
	2023	1	-	-	2	-	2	3	4	1	-	3	1	5	▼	17
General Civil - Level 2	2024	11	10	10	13	10	7	-	-	-	-	-	-	61	-12%	61
	2023	18	10	3	15	10	13	9	13	8	7	12	10	69	▼	128
General Civil - Level 3	2024	21	16	14	29	9	16	-	-	-	-	-	-	105	62%	105
	2023	11	5	9	8	17	15	12	15	5	15	18	7	65	▲	137
Miscellaneous Civil	2024	24	45	49	54	51	40	-	-	-	-	-	-	263	-10%	263
	2023	62	29	66	54	41	39	48	33	47	42	35	62	291	▼	558
Misdemeanor	2024	38	51	55	43	48	48	-	-	-	-	-	-	283	43%	283
	2023	45	26	47	23	37	20	28	55	72	51	28	40	198	▲	472
Other	2024	59	34	64	57	60	40	-	-	-	-	-	-	314	1,108%	314
	2023	7	4	3	3	5	4	1	5	5	11	11	11	26	▲	70
Other Criminally Related Matters	2024	6	18	9	18	40	11	-	-	-	-	-	-	102	21%	102
	2023	10	15	16	15	7	21	25	23	17	9	26	14	84	▲	198
Probates/Wills & Trusts - Level 1	2024	-	-	-	-	-	1	-	-	-	-	-	-	1	1	1
	2023	-	-	-	-	-	-	-	-	-	-	-	-	0	↔	0
Probates/Wills & Trusts - Level 2	2024	1	-	-	3	1	5	-	-	-	-	-	-	10	-9%	10
	2023	2	2	2	3	2	-	1	1	1	3	1	-	11	▼	18
Protective Orders	2024	-	-	-	-	-	-	-	-	-	-	-	-	0	0	0
	2023	-	-	-	-	-	-	-	-	-	-	-	1	0	↔	1
Uncontested Divorce	2024	4	9	7	2	6	7	-	-	-	-	-	-	35	9%	35
	2023	5	3	5	8	4	7	4	6	5	3	4	6	32	▲	60

Dashboard

Court: Chesterfield Circuit **Circuit/Court ID:** 12 212041
Start/End Date: Jan-23 / Jun-24 **Type of Case:** Dispositions
2023 Average Month: 1,777 **2024 Average Month:** 1,814
Jan-Jun 2023: 11,415 **Jan-Jun 2024 :** 10,881
Dispositions Trending: ▼ **Overall AVG. Month:** 1,789



Dispositions by Division

Divisions		Jan	Feb	Mar	Apr	May	Jun	Jul	Aug	Sep	Oct	Nov	Dec	Thru Jun	% Change	Total
Total	2024	1,952	1,777	1,844	2,102	1,728	1,478	-	-	-	-	-	-	10,881	-5%	10,881
	2023	1,818	1,788	2,169	1,829	2,054	1,757	1,619	1,848	1,573	1,713	1,607	1,546	11,415	▼	21,321
Civil	2024	241	175	212	268	236	169	-	-	-	-	-	-	1,301	-2%	1,301
	2023	221	178	246	191	278	216	241	206	183	251	197	188	1,330	▼	2,596
Criminal	2024	466	440	396	442	333	416	-	-	-	-	-	-	2,493	4%	2,493
	2023	370	364	446	309	434	480	325	409	358	459	407	364	2,403	▲	4,725
Concealed Handgun Permits	2024	502	457	512	627	447	277	-	-	-	-	-	-	2,822	-20%	2,822
	2023	588	606	716	649	541	410	449	516	394	418	451	423	3,510	▼	6,161
Miscellaneous/Other	2024	741	705	720	762	712	612	-	-	-	-	-	-	4,252	2%	4,252
	2023	639	640	760	679	800	650	604	713	638	584	547	569	4,168	▲	7,823
Others	2024	2	-	4	3	-	4	-	-	-	-	-	-	13	225%	13
	2023	-	-	1	1	1	1	-	4	-	1	5	2	4	▲	16

Dispositions by Case Category

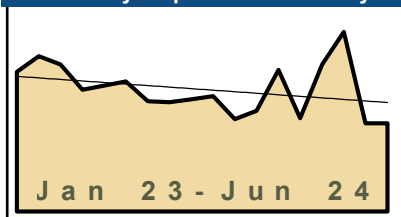
Case Categories		Jan	Feb	Mar	Apr	May	Jun	Jul	Aug	Sep	Oct	Nov	Dec	Thru Jun	% Change	Total
Administrative Law	2024	4	2	1	-	1	1	-	-	-	-	-	-	9	29%	9
	2023	-	1	-	2	3	1	1	2	1	5	1	2	7	▲	19
Capital Murder	2024	1	-	-	-	-	-	-	-	-	-	-	-	1	1	1
	2023	-	-	-	-	-	-	-	1	1	-	-	-	0	↔	2
Contested Divorce	2024	22	25	25	28	27	16	-	-	-	-	-	-	143	-18%	143
	2023	35	27	24	27	38	23	28	24	16	21	24	17	174	▼	304
Domestic and Family - Level 1	2024	38	30	23	23	22	11	-	-	-	-	-	-	147	6%	147
	2023	30	12	27	24	28	18	28	30	14	30	28	19	139	▲	288
Domestic and Family - Level 2	2024	5	6	13	4	5	5	-	-	-	-	-	-	38	-5%	38
	2023	7	7	7	6	9	4	6	12	4	10	9	5	40	▼	86
Felonies and Related Matters	2024	317	288	270	284	237	286	-	-	-	-	-	-	1,682	10%	1,682
	2023	220	257	291	198	272	290	229	282	221	312	257	242	1,528	▲	3,071
General Civil - Level 1	2024	2	2	3	-	3	3	-	-	-	-	-	-	13	63%	13
	2023	1	-	-	2	4	1	3	4	2	2	1	1	8	▲	21
General Civil - Level 2	2024	67	48	78	75	67	56	-	-	-	-	-	-	391	17%	391
	2023	49	39	70	39	64	73	76	52	56	79	44	66	334	▲	707
General Civil - Level 3	2024	23	20	16	31	19	30	-	-	-	-	-	-	139	9%	139
	2023	12	19	25	34	23	14	24	22	31	25	30	18	127	▲	277
Miscellaneous Civil	2024	683	623	712	845	606	453	-	-	-	-	-	-	3,922	-11%	3,922
	2023	758	734	882	777	716	530	634	679	532	575	578	602	4,397	▼	7,997
Misdemeanor	2024	120	121	95	127	72	117	-	-	-	-	-	-	652	-4%	652
	2023	113	83	113	79	139	152	78	94	110	131	123	97	679	▼	1,312
Other	2024	563	538	520	543	549	429	-	-	-	-	-	-	3,142	-5%	3,142
	2023	474	512	597	544	634	532	418	553	502	423	424	379	3,293	▼	5,992
Other Criminally Related Matters	2024	31	31	31	31	28	15	-	-	-	-	-	-	167	-24%	167
	2023	40	24	44	34	37	42	19	35	27	27	29	27	221	▼	385
Probates/Wills & Trusts - Level 1	2024	2	1	-	1	-	1	-	-	-	-	-	-	5	-50%	5
	2023	1	1	3	1	1	3	-	-	-	1	1	-	10	▼	12
Probates/Wills & Trusts - Level 2	2024	6	11	7	19	10	7	-	-	-	-	-	-	60	-21%	60
	2023	9	8	12	16	11	20	11	6	7	6	9	11	76	▼	126
Protective Orders	2024	-	-	3	1	-	2	-	-	-	-	-	-	6	-57%	6
	2023	3	2	-	4	-	5	-	-	2	3	1	1	14	▼	21
Uncontested Divorce	2024	68	31	47	90	82	46	-	-	-	-	-	-	364	-1%	364
	2023	66	62	74	42	75	49	64	52	46	63	49	59	368	▼	701

This report reflects data in the case management system. Numbers will update accordingly as reports are refreshed and posted.

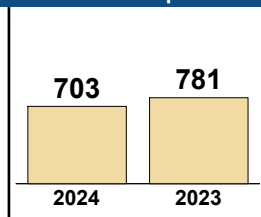
Dashboard

Court: Colonial Heights Circuit **Circuit/Court ID:** 12 212570
Start/End Date: Jan-23 / Jun-24 **Type of Case:** Dispositions
2023 Average Month: 116 **2024 Average Month:** 117
Jan-Jun 2023: 781 **Jan-Jun 2024 :** 703
Dispositions Trending: ▼ **Overall AVG. Month:** 116

Monthly Dispositions Summary



Jan --- Jun Dispositions



Dispositions by Division

Divisions		Jan	Feb	Mar	Apr	May	Jun	Jul	Aug	Sep	Oct	Nov	Dec	Thru Jun	% Change	Total
Total	2024	135	89	140	171	84	84	-	-	-	-	-	-	703	-10%	703
	2023	133	148	140	116	120	124	105	104	107	110	88	96	781	▼	1,391
Civil	2024	14	7	13	14	10	6	-	-	-	-	-	-	64	3%	64
	2023	10	12	5	16	9	10	6	6	5	18	6	2	62	▲	105
Criminal	2024	79	53	75	92	57	49	-	-	-	-	-	-	405	0%	405
	2023	71	62	88	46	68	70	57	62	84	58	56	66	405	↔	788
Concealed Handgun Permits	2024	22	22	42	35	8	22	-	-	-	-	-	-	151	-29%	151
	2023	33	47	31	42	29	30	20	26	14	21	22	25	212	▼	340
Miscellaneous/ Other	2024	20	7	10	30	9	7	-	-	-	-	-	-	83	-19%	83
	2023	19	27	16	12	14	14	22	10	4	13	4	3	102	▼	158

Dispositions by Case Category

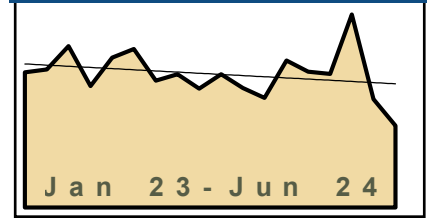
Case Categories		Jan	Feb	Mar	Apr	May	Jun	Jul	Aug	Sep	Oct	Nov	Dec	Thru Jun	% Change	Total
Administrative Law	2024	-	-	-	-	-	1	-	-	-	-	-	-	1	0%	1
	2023	-	-	-	-	-	1	-	-	-	-	-	-	1	↔	1
Contested Divorce	2024	2	2	1	4	1	1	-	-	-	-	-	-	11	57%	11
	2023	2	1	-	3	-	1	-	2	-	2	-	-	7	▲	11
Domestic and Family - Level 1	2024	7	1	1	1	1	1	-	-	-	-	-	-	12	200%	12
	2023	3	-	-	1	-	-	-	-	-	3	-	-	4	▲	7
Domestic and Family - Level 2	2024	-	-	1	2	-	1	-	-	-	-	-	-	4	33%	4
	2023	1	2	-	-	-	-	1	1	-	3	1	-	3	▲	9
Felonies and Related Matters	2024	59	31	58	59	46	35	-	-	-	-	-	-	288	0%	288
	2023	53	43	61	24	54	52	42	39	60	41	46	56	287	▲	571
General Civil - Level 1	2024	-	-	-	1	-	-	-	-	-	-	-	-	1	0%	1
	2023	-	-	-	-	1	-	1	-	-	-	-	-	1	↔	2
General Civil - Level 2	2024	1	2	3	-	6	1	-	-	-	-	-	-	13	18%	13
	2023	2	5	2	1	-	1	5	1	1	-	3	-	11	▲	21
General Civil - Level 3	2024	2	-	3	7	2	-	-	-	-	-	-	-	14	75%	14
	2023	1	1	1	1	3	1	5	2	-	1	1	-	8	▲	17
Miscellaneous Civil	2024	42	27	49	61	14	28	-	-	-	-	-	-	221	-16%	221
	2023	41	63	36	51	38	35	32	34	17	34	23	28	264	▼	432
Misdemeanor	2024	18	21	10	27	10	12	-	-	-	-	-	-	98	4%	98
	2023	16	17	19	18	11	13	12	21	19	17	8	9	94	▲	180
Other	2024	-	-	3	-	-	-	-	-	-	-	-	-	3	-93%	3
	2023	9	8	8	4	5	9	2	-	-	-	1	-	43	▼	46
Other Criminally Related Matters	2024	2	1	7	6	1	2	-	-	-	-	-	-	19	-24%	19
	2023	2	3	8	4	3	5	3	2	5	3	4	1	25	▼	43
Probates/Wills & Trusts - Level 1	2024	-	-	-	1	-	-	-	-	-	-	-	-	1	0%	1
	2023	-	-	1	-	-	-	-	-	-	-	-	-	1	↔	1
Probates/Wills & Trusts - Level 2	2024	-	-	1	1	-	-	-	-	-	-	-	-	2	-71%	2
	2023	1	-	1	2	2	1	-	-	-	1	1	1	7	▼	10
Protective Orders	2024	-	-	-	-	-	-	-	-	-	-	-	-	0	-100%	0
	2023	-	-	2	1	-	1	1	1	1	-	-	1	4	▼	8
Uncontested Divorce	2024	2	4	3	1	3	2	-	-	-	-	-	-	15	-29%	15
	2023	2	5	1	6	3	4	1	1	4	5	-	-	21	▼	32

Dashboard

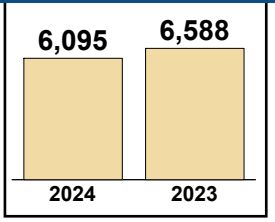
Court: Richmond Circuit
 Start/End Date: Jan-23 / Jun-24
 2023 Average Month: 1,020
 Jan-Jun 2023: 6,588
 Dispositions Trending: ▼

Circuit/Court ID: 13 213760
 Type of Case: Dispositions
 2024 Average Month: 1,016
 Jan-Jun 2024 : 6,095
 Overall AVG. Month: 1,019

Monthly Dispositions Summary



Jan --- Jun Dispositions



Dispositions by Division

Divisions		Jan	Feb	Mar	Apr	May	Jun	Jul	Aug	Sep	Oct	Nov	Dec	Thru Jun	% Change	Total
Total	2024	1,121	1,035	1,019	1,471	826	623	-	-	-	-	-	-	6,095	-7%	6,095
	2023	1,030	1,053	1,230	925	1,142	1,208	967	1,017	906	1,017	912	835	6,588	▼	12,242
Civil	2024	195	276	228	426	156	131	-	-	-	-	-	-	1,412	30%	1,412
	2023	186	158	234	126	190	194	157	162	151	172	208	123	1,088	▲	2,061
Criminal	2024	358	313	303	396	249	247	-	-	-	-	-	-	1,866	-19%	1,866
	2023	423	368	428	393	321	380	336	371	344	319	259	321	2,313	▼	4,263
Concealed Handgun Permits	2024	168	83	116	161	90	60	-	-	-	-	-	-	678	-30%	678
	2023	65	164	174	118	184	260	87	103	92	128	94	81	965	▼	1,550
Miscellaneous/Other	2024	399	363	370	486	327	181	-	-	-	-	-	-	2,126	-4%	2,126
	2023	353	360	390	287	446	373	387	379	316	396	350	309	2,209	▼	4,346
Others	2024	1	-	2	2	4	4	-	-	-	-	-	-	13	0%	13
	2023	3	3	4	1	1	1	-	2	3	2	1	1	13	↔	22

Dispositions by Case Category

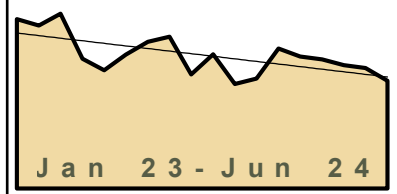
Case Categories		Jan	Feb	Mar	Apr	May	Jun	Jul	Aug	Sep	Oct	Nov	Dec	Thru Jun	% Change	Total
Administrative Law	2024	4	5	4	29	1	1	-	-	-	-	-	-	44	267%	44
	2023	-	2	3	-	3	4	3	1	-	6	5	1	12	▲	28
Capital Murder	2024	-	-	1	-	-	-	-	-	-	-	-	-	1	1	1
	2023	-	-	-	-	-	-	-	-	2	-	-	-	0	↔	2
Contested Divorce	2024	15	12	17	32	12	13	-	-	-	-	-	-	101	55%	101
	2023	13	7	13	5	14	13	14	10	7	10	7	5	65	▲	118
Domestic and Family - Level 1	2024	7	13	16	31	4	14	-	-	-	-	-	-	85	23%	85
	2023	4	10	16	12	12	15	10	11	20	14	9	4	69	▲	137
Domestic and Family - Level 2	2024	17	15	12	21	8	8	-	-	-	-	-	-	81	-9%	81
	2023	17	11	16	10	15	20	6	20	16	5	14	12	89	▼	162
Felonies and Related Matters	2024	265	249	224	316	187	188	-	-	-	-	-	-	1,429	-24%	1,429
	2023	367	304	332	323	245	309	264	281	251	249	206	257	1,880	▼	3,388
General Civil	2024	-	-	-	2	-	-	-	-	-	-	-	-	2	2	2
	2023	-	-	-	-	-	-	-	-	-	-	-	-	0	↔	0
General Civil - Level 1	2024	3	8	8	18	4	5	-	-	-	-	-	-	46	92%	46
	2023	6	5	4	3	-	6	4	3	1	5	7	6	24	▲	50
General Civil - Level 2	2024	103	161	124	208	83	63	-	-	-	-	-	-	742	56%	742
	2023	87	71	79	70	88	82	71	57	78	95	129	70	477	▲	977
General Civil - Level 3	2024	58	36	35	54	26	21	-	-	-	-	-	-	230	-14%	230
	2023	40	48	78	26	32	43	25	54	23	38	32	23	267	▼	462
Miscellaneous Civil	2024	329	230	272	382	214	174	-	-	-	-	-	-	1,601	-9%	1,601
	2023	183	286	324	205	378	375	260	222	222	255	248	164	1,751	▼	3,122
Misdemeanor	2024	65	33	53	55	38	41	-	-	-	-	-	-	285	4%	285
	2023	32	46	63	42	52	40	41	52	64	46	37	42	275	▲	557
Other	2024	200	194	181	216	190	59	-	-	-	-	-	-	1,040	-22%	1,040
	2023	222	227	230	182	239	240	204	247	174	235	181	209	1,340	▼	2,590
Other Criminally Related Matters	2024	33	41	34	41	32	22	-	-	-	-	-	-	203	7%	203
	2023	27	26	37	34	28	38	36	44	31	29	23	22	190	▲	375
Probates/Wills & Trusts - Level 1	2024	-	-	-	2	1	1	-	-	-	-	-	-	4	4	4
	2023	-	-	-	-	-	-	-	-	1	-	-	1	0	↔	2
Probates/Wills & Trusts - Level 2	2024	1	2	9	2	2	1	-	-	-	-	-	-	17	113%	17
	2023	2	-	3	-	2	1	1	1	-	3	1	4	8	▲	18
Uncontested Divorce	2024	21	36	29	62	24	12	-	-	-	-	-	-	184	30%	184
	2023	30	10	32	13	34	22	28	14	16	27	13	15	141	▲	254

This report reflects data in the case management system. Numbers will update accordingly as reports are refreshed and posted.

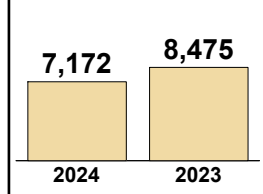
Dashboard

Court: Henrico Circuit
Start/End Date: Jan-23 / Jun-24
2023 Average Month: 1,311
Jan-Jun 2023: 8,475
Dispositions Trending: ▼
Circuit/Court ID: 14 214087
Type of Case: Dispositions
2024 Average Month:1,195
Jan-Jun 2024 : 7,172
Overall AVG. Month: 1,272

Monthly Dispositions Summary



Jan --- Jun Dispositions



Dispositions by Division

Table with columns: Divisions, Jan, Feb, Mar, Apr, May, Jun, Jul, Aug, Sep, Oct, Nov, Dec, Thru Jun, % Change, Total. Rows include Total, Civil, Criminal, Concealed Handgun Permits, Miscellaneous/Other, and Others.

Dispositions by Case Category

Table with columns: Case Categories, Jan, Feb, Mar, Apr, May, Jun, Jul, Aug, Sep, Oct, Nov, Dec, Thru Jun, % Change, Total. Rows include Administrative Law, Capital Murder, Contested Divorce, Domestic and Family - Level 1, Domestic and Family - Level 2, Felonies and Related Matters, General Civil, General Civil - Level 1, General Civil - Level 2, General Civil - Level 3, Miscellaneous Civil, Misdemeanor, Other, Other Criminally Related Matters, Probates/Wills & Trusts - Level 1, Probates/Wills & Trusts - Level 2, Protective Orders, and Uncontested Divorce.


This report reflects data in the case management system. Numbers will update accordingly as reports are refreshed and posted.

Dashboard

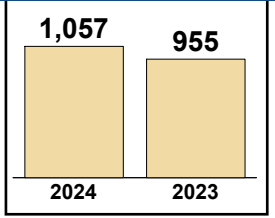
Court: Caroline Circuit
Start/End Date: Jan-23 / Jun-24
2023 Average Month: 165
Jan-Jun 2023: 955
Dispositions Trending: ▲

Circuit/Court ID: 15 215033
Type of Case: Dispositions
2024 Average Month: 176
Jan-Jun 2024 : 1,057
Overall AVG. Month: 168

Monthly Dispositions Summary



Jan --- Jun Dispositions



Dispositions by Division

Divisions		Jan	Feb	Mar	Apr	May	Jun	Jul	Aug	Sep	Oct	Nov	Dec	Thru Jun	% Change	Total
Total	2024	196	142	194	228	140	157	-	-	-	-	-	-	1,057	11%	1,057
	2023	190	164	169	179	131	122	121	193	191	189	183	143	955	▲	1,975
Civil	2024	20	12	12	22	21	15	-	-	-	-	-	-	102	-2%	102
	2023	30	10	15	8	10	31	19	14	25	12	27	14	104	▼	215
Criminal	2024	84	46	72	83	44	79	-	-	-	-	-	-	408	39%	408
	2023	65	70	48	46	33	31	50	57	98	65	62	55	293	▲	680
Concealed Handgun Permits	2024	48	70	68	76	42	42	-	-	-	-	-	-	346	-11%	346
	2023	59	60	88	72	65	45	39	58	50	71	59	54	389	▼	720
Miscellaneous/Other	2024	44	14	42	47	33	21	-	-	-	-	-	-	201	23%	201
	2023	36	24	18	48	23	15	13	64	18	41	34	20	164	▲	354
Others	2024	-	-	-	-	-	-	-	-	-	-	-	-	0	-100%	0
	2023	-	-	-	5	-	-	-	-	-	-	-	1	5	▼	6

Dispositions by Case Category

Case Categories		Jan	Feb	Mar	Apr	May	Jun	Jul	Aug	Sep	Oct	Nov	Dec	Thru Jun	% Change	Total
Administrative Law	2024	-	-	-	-	-	-	-	-	-	-	-	-	0	0%	0
	2023	-	-	-	-	-	-	-	-	1	-	-	-	0	↔	1
Contested Divorce	2024	1	1	-	-	3	1	-	-	-	-	-	-	6	-25%	6
	2023	2	1	4	-	-	1	1	3	1	2	4	4	8	▼	23
Domestic and Family - Level 1	2024	5	-	1	4	4	3	-	-	-	-	-	-	17	113%	17
	2023	-	1	-	-	1	6	-	3	2	1	2	3	8	▲	19
Domestic and Family - Level 2	2024	1	2	5	2	1	-	-	-	-	-	-	-	11	-63%	11
	2023	15	-	-	-	3	12	8	-	-	2	-	-	30	▼	40
Felonies and Related Matters	2024	60	24	49	43	26	53	-	-	-	-	-	-	255	56%	255
	2023	36	37	35	26	16	13	33	39	60	39	42	32	163	▲	408
General Civil - Level 1	2024	-	-	-	-	-	-	-	-	-	-	-	-	0	-100%	0
	2023	2	-	-	-	-	-	-	1	-	-	-	-	2	▼	3
General Civil - Level 2	2024	6	4	3	5	5	3	-	-	-	-	-	-	26	-7%	26
	2023	5	5	8	3	1	6	5	2	3	1	10	5	28	▼	54
General Civil - Level 3	2024	1	2	4	3	2	3	-	-	-	-	-	-	15	67%	15
	2023	5	-	1	1	2	2	1	1	10	2	10	-	9	▲	33
Miscellaneous Civil	2024	69	82	82	98	54	57	-	-	-	-	-	-	442	-9%	442
	2023	79	77	103	79	87	60	52	78	68	91	84	72	485	▼	930
Misdemeanor	2024	18	19	17	31	14	21	-	-	-	-	-	-	120	28%	120
	2023	26	25	10	9	14	10	12	18	33	24	19	21	94	▲	221
Other	2024	24	1	26	25	20	6	-	-	-	-	-	-	102	50%	102
	2023	12	7	2	46	1	-	1	44	1	18	2	-	68	▲	134
Other Criminally Related Matters	2024	6	3	6	9	4	5	-	-	-	-	-	-	33	-8%	33
	2023	3	8	3	11	3	8	5	-	5	2	1	2	36	▼	51
Probates/Wills & Trusts - Level 1	2024	-	-	-	-	1	-	-	-	-	-	-	-	1	0%	1
	2023	-	-	-	-	1	-	-	-	-	-	-	-	1	↔	1
Probates/Wills & Trusts - Level 2	2024	1	1	-	1	2	-	-	-	-	-	-	-	5	400%	5
	2023	1	-	-	-	-	-	-	2	1	-	1	1	1	▲	6
Uncontested Divorce	2024	4	3	1	7	4	5	-	-	-	-	-	-	24	9%	24
	2023	4	3	3	4	2	6	3	2	6	7	8	3	22	▲	51


This report reflects data in the case management system. Numbers will update accordingly as reports are refreshed and posted.

Dashboard

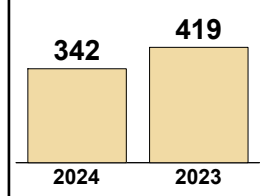
Court: Essex Circuit
Start/End Date: Jan-23 / Jun-24
2023 Average Month: 57
Jan-Jun 2023: 419
Dispositions Trending: ▼

Circuit/Court ID: 15 215057
Type of Case: Dispositions
2024 Average Month: 57
Jan-Jun 2024 : 342
Overall AVG. Month: 57

Monthly Dispositions Summary



Jan --- Jun Dispositions



Dispositions by Division

Divisions		Jan	Feb	Mar	Apr	May	Jun	Jul	Aug	Sep	Oct	Nov	Dec	Thru Jun	% Change	Total
Total	2024	75	41	81	48	62	35	-	-	-	-	-	-	342	-18%	342
	2023	134	48	79	73	37	48	34	40	50	62	42	34	419	▼	681
Civil	2024	4	2	4	8	12	5	-	-	-	-	-	-	35	-31%	35
	2023	15	5	3	14	8	6	8	4	7	6	5	1	51	▼	82
Criminal	2024	28	7	37	17	23	3	-	-	-	-	-	-	115	-22%	115
	2023	81	-	25	28	7	7	6	10	10	18	6	15	148	▼	213
Concealed Handgun Permits	2024	24	17	23	13	20	15	-	-	-	-	-	-	112	-15%	112
	2023	25	22	31	23	8	23	17	13	20	26	19	11	132	▼	238
Miscellaneous/ Other	2024	19	15	17	10	7	12	-	-	-	-	-	-	80	-8%	80
	2023	13	20	20	8	14	12	3	13	13	12	12	7	87	▼	147
Others	2024	-	-	-	-	-	-	-	-	-	-	-	-	0	-100%	0
	2023	-	1	-	-	-	-	-	-	-	-	-	-	1	▼	1

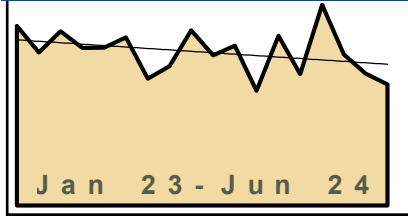
Dispositions by Case Category

Case Categories		Jan	Feb	Mar	Apr	May	Jun	Jul	Aug	Sep	Oct	Nov	Dec	Thru Jun	% Change	Total
Contested Divorce	2024	-	-	-	2	1	1	-	-	-	-	-	-	4	-20%	4
	2023	-	-	-	5	-	-	1	-	2	-	-	-	5	▼	8
Domestic and Family - Level 1	2024	-	-	-	1	6	-	-	-	-	-	-	-	7	0%	7
	2023	4	-	-	3	-	-	1	-	-	1	-	-	7	↔	9
Domestic and Family - Level 2	2024	-	-	-	-	-	-	-	-	-	-	-	-	0	-100%	0
	2023	-	-	-	-	1	3	-	-	1	1	-	-	4	▼	6
Felonies and Related Matters	2024	25	4	28	11	22	1	-	-	-	-	-	-	91	-8%	91
	2023	53	-	16	19	5	6	4	9	4	14	2	7	99	▼	139
General Civil - Level 1	2024	-	-	-	-	-	-	-	-	-	-	-	-	0	-100%	0
	2023	-	-	-	-	-	1	-	-	-	-	-	2	1	▼	3
General Civil - Level 2	2024	3	2	1	1	2	1	-	-	-	-	-	-	10	100%	10
	2023	2	1	-	1	1	-	-	-	1	-	-	1	5	▲	7
General Civil - Level 3	2024	1	-	1	1	3	1	-	-	-	-	-	-	7	-42%	7
	2023	4	1	1	1	4	1	2	-	-	2	3	-	12	▼	19
Miscellaneous Civil	2024	30	20	30	14	21	17	-	-	-	-	-	-	132	-10%	132
	2023	28	24	34	25	10	26	20	14	21	31	22	15	147	▼	270
Misdemeanor	2024	1	3	7	3	-	-	-	-	-	-	-	-	14	17%	14
	2023	4	-	3	3	2	-	1	-	2	2	4	1	12	▲	22
Other	2024	12	11	10	9	5	10	-	-	-	-	-	-	57	-21%	57
	2023	10	19	17	6	12	8	-	13	12	7	9	2	72	▼	115
Other Criminally Related Matters	2024	2	-	2	3	1	2	-	-	-	-	-	-	10	-74%	10
	2023	24	-	6	7	-	1	3	1	4	2	-	7	38	▼	55
Probates/Wills & Trusts - Level 1	2024	-	1	-	-	-	-	-	-	-	-	-	-	1	0%	1
	2023	1	-	-	-	-	-	-	-	-	-	-	-	1	↔	1
Probates/Wills & Trusts - Level 2	2024	-	-	-	-	-	-	-	-	-	-	-	-	0	-100%	0
	2023	1	-	-	-	-	-	-	1	-	-	-	-	1	▼	2
Uncontested Divorce	2024	1	-	2	3	1	2	-	-	-	-	-	-	9	-40%	9
	2023	3	3	2	3	2	2	2	2	3	2	-	1	15	▼	25

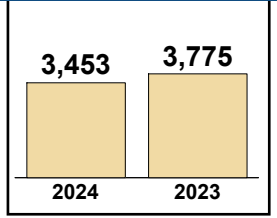
Dashboard

Court: Hanover Circuit **Circuit/Court ID:** 15 215085
Start/End Date: Jan-23 / Jun-24 **Type of Case:** Dispositions
2023 Average Month: 590 **2024 Average Month:** 576
Jan-Jun 2023: 3,775 **Jan-Jun 2024 :** 3,453
Dispositions Trending: ▼ **Overall AVG. Month:** 585

Monthly Dispositions Summary



Jan --- Jun Dispositions



Dispositions by Division

Divisions		Jan	Feb	Mar	Apr	May	Jun	Jul	Aug	Sep	Oct	Nov	Dec	Thru Jun	% Change	Total
Total	2024	647	500	765	576	503	462	-	-	-	-	-	-	3,453	-9%	3,453
	2023	685	583	664	600	602	641	484	531	667	572	609	437	3,775	▼	7,075
Civil	2024	106	101	124	126	86	94	-	-	-	-	-	-	637	-1%	637
	2023	105	91	107	87	122	130	109	126	113	114	133	64	642	▼	1,301
Criminal	2024	219	199	344	230	210	186	-	-	-	-	-	-	1,388	7%	1,388
	2023	214	206	240	185	207	245	211	171	239	210	211	216	1,297	▲	2,555
Concealed Handgun Permits	2024	270	147	244	129	154	118	-	-	-	-	-	-	1,062	-19%	1,062
	2023	280	201	205	248	188	184	87	149	229	162	202	116	1,306	▼	2,251
Miscellaneous/ Other	2024	52	53	52	90	53	64	-	-	-	-	-	-	364	-31%	364
	2023	86	85	112	80	84	82	77	85	85	86	63	41	529	▼	966
Others	2024	-	-	1	1	-	-	-	-	-	-	-	-	2	100%	2
	2023	-	-	-	-	1	-	-	-	-	1	-	-	1	▲	2

Dispositions by Case Category

Case Categories		Jan	Feb	Mar	Apr	May	Jun	Jul	Aug	Sep	Oct	Nov	Dec	Thru Jun	% Change	Total
Administrative Law	2024	1	-	1	-	-	-	-	-	-	-	-	-	2	100%	2
	2023	-	-	-	-	1	-	-	1	-	-	-	1	1	▲	4
Capital Murder	2024	1	-	-	-	-	-	-	-	-	-	-	-	1	1	1
	2023	-	-	-	-	-	-	-	-	-	-	-	1	0	↔	1
Contested Divorce	2024	15	20	15	24	14	14	-	-	-	-	-	-	102	-15%	102
	2023	16	20	21	12	30	21	16	14	20	18	16	9	120	▼	213
Domestic and Family - Level 1	2024	6	7	4	6	4	6	-	-	-	-	-	-	33	-8%	33
	2023	8	8	8	3	4	5	8	6	4	5	12	5	36	▼	76
Domestic and Family - Level 2	2024	4	6	7	5	5	6	-	-	-	-	-	-	33	43%	33
	2023	3	2	6	4	2	6	12	7	5	7	4	3	23	▲	61
Felonies and Related Matters	2024	137	89	230	119	117	102	-	-	-	-	-	-	794	5%	794
	2023	138	105	132	110	120	153	138	100	146	119	130	126	758	▲	1,517
General Civil - Level 1	2024	-	1	1	-	-	-	-	-	-	-	-	-	2	-60%	2
	2023	1	-	1	-	2	1	1	2	-	-	-	1	5	▼	9
General Civil - Level 2	2024	25	13	33	29	13	15	-	-	-	-	-	-	128	-13%	128
	2023	25	15	24	24	25	34	20	32	28	36	46	5	147	▼	314
General Civil - Level 3	2024	6	6	7	8	4	5	-	-	-	-	-	-	36	-12%	36
	2023	7	6	9	2	11	6	8	10	6	7	4	1	41	▼	77
Miscellaneous Civil	2024	323	199	289	215	204	183	-	-	-	-	-	-	1,413	-22%	1,413
	2023	362	282	310	321	269	264	161	224	312	245	263	159	1,808	▼	3,172
Misdemeanor	2024	77	98	101	102	88	78	-	-	-	-	-	-	544	10%	544
	2023	66	97	99	70	79	83	65	62	89	84	72	85	494	▲	951
Other	2024	7	5	3	6	-	1	-	-	-	-	-	-	22	-19%	22
	2023	11	2	3	2	6	3	2	2	7	8	1	4	27	▼	51
Other Criminally Related Matters	2024	4	12	13	9	5	6	-	-	-	-	-	-	49	-2%	49
	2023	13	5	9	5	8	10	8	9	9	8	8	6	50	▼	98
Probates/Wills & Trusts - Level 1	2024	-	-	2	-	-	-	-	-	-	-	-	-	2	0%	2
	2023	-	-	-	1	-	1	1	1	-	-	-	2	2	↔	6
Probates/Wills & Trusts - Level 2	2024	3	2	4	1	6	-	-	-	-	-	-	-	16	-20%	16
	2023	2	1	4	3	2	8	1	2	1	1	-	-	20	▼	25
Uncontested Divorce	2024	38	42	55	52	43	46	-	-	-	-	-	-	276	14%	276
	2023	33	40	38	43	43	46	43	59	40	34	50	31	243	▲	500

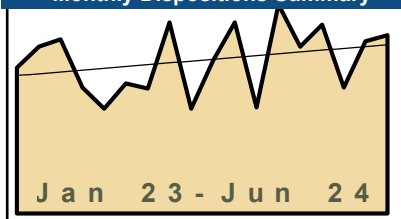
This report reflects data in the case management system. Numbers will update accordingly as reports are refreshed and posted.

Dashboard

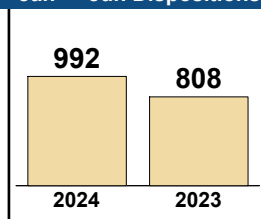
Court: King George Circuit
Start/End Date: Jan-23 / Jun-24
2023 Average Month: 137
Jan-Jun 2023: 808
Dispositions Trending: ▲

Circuit/Court ID: 15 215099
Type of Case: Dispositions
2024 Average Month: 165
Jan-Jun 2024 : 992
Overall AVG. Month: 146

Monthly Dispositions Summary



Jan --- Jun Dispositions



Dispositions by Division

Divisions		Jan	Feb	Mar	Apr	May	Jun	Jul	Aug	Sep	Oct	Nov	Dec	Thru Jun	% Change	Total
Total	2024	199	159	180	120	164	170	-	-	-	-	-	-	992	23%	992
	2023	139	159	166	120	100	124	119	182	100	146	182	101	808	▲	1,638
Civil	2024	14	5	15	22	15	11	-	-	-	-	-	-	82	3%	82
	2023	9	20	14	18	11	8	15	37	9	20	13	15	80	▲	189
Criminal	2024	88	84	80	27	72	86	-	-	-	-	-	-	437	79%	437
	2023	40	63	51	25	20	45	41	38	30	57	84	39	244	▲	533
Concealed Handgun Permits	2024	77	51	66	49	55	53	-	-	-	-	-	-	351	-5%	351
	2023	65	57	80	59	51	56	48	74	46	55	67	29	368	▼	687
Miscellaneous/ Other	2024	20	19	19	22	22	20	-	-	-	-	-	-	122	5%	122
	2023	25	19	21	18	18	15	15	33	15	14	18	18	116	▲	229

Dispositions by Case Category

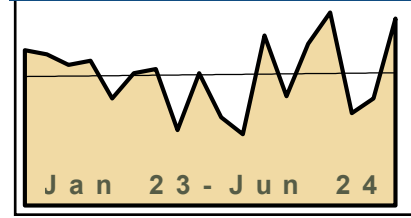
Case Categories		Jan	Feb	Mar	Apr	May	Jun	Jul	Aug	Sep	Oct	Nov	Dec	Thru Jun	% Change	Total
Administrative Law	2024	-	-	-	-	-	-	-	-	-	-	-	-	0	-100%	0
	2023	-	1	-	-	-	-	-	1	-	-	-	-	1	▼	2
Capital Murder	2024	-	-	-	-	-	-	-	-	-	-	-	-	0	-100%	0
	2023	-	-	-	-	1	-	-	-	-	-	-	-	1	▼	1
Contested Divorce	2024	1	2	1	2	2	1	-	-	-	-	-	-	9	-18%	9
	2023	3	1	2	4	1	-	2	5	1	-	-	2	11	▼	21
Domestic and Family - Level 1	2024	2	-	2	1	5	1	-	-	-	-	-	-	11	57%	11
	2023	-	-	2	3	-	2	6	4	-	6	-	3	7	▲	26
Domestic and Family - Level 2	2024	1	-	2	2	-	1	-	-	-	-	-	-	6	200%	6
	2023	1	-	-	-	-	1	-	3	-	1	-	-	2	▲	6
Felonies and Related Matters	2024	57	43	49	18	57	62	-	-	-	-	-	-	286	117%	286
	2023	27	32	27	13	11	22	24	30	24	47	58	20	132	▲	335
General Civil - Level 1	2024	-	-	1	-	-	-	-	-	-	-	-	-	1	0%	1
	2023	-	-	-	-	1	-	-	3	1	-	1	-	1	↔	6
General Civil - Level 2	2024	3	1	4	2	2	3	-	-	-	-	-	-	15	7%	15
	2023	2	2	2	4	2	2	1	5	1	6	2	2	14	▲	31
General Civil - Level 3	2024	1	-	3	4	2	2	-	-	-	-	-	-	12	-54%	12
	2023	1	13	3	4	4	1	2	1	3	-	3	3	26	▼	38
Miscellaneous Civil	2024	88	60	79	58	71	70	-	-	-	-	-	-	426	-4%	426
	2023	81	70	92	71	63	67	58	100	57	65	75	40	444	▼	839
Misdemeanor	2024	29	40	28	8	14	22	-	-	-	-	-	-	141	45%	141
	2023	12	27	21	9	7	21	12	6	3	10	25	17	97	▲	170
Other	2024	7	10	6	13	6	4	-	-	-	-	-	-	46	24%	46
	2023	8	5	9	5	6	4	5	5	4	4	9	6	37	▲	70
Other Criminally Related Matters	2024	2	1	3	1	1	2	-	-	-	-	-	-	10	-29%	10
	2023	1	4	3	3	1	2	5	3	3	1	3	2	14	▼	31
Probates/Wills & Trusts - Level 1	2024	-	-	-	-	-	-	-	-	-	-	-	-	0	0	0
	2023	-	-	-	-	-	-	-	1	-	-	-	1	0	↔	2
Probates/Wills & Trusts - Level 2	2024	-	-	-	-	-	1	-	-	-	-	-	-	1	-67%	1
	2023	-	-	-	-	1	2	-	2	-	-	1	1	3	▼	7
Protective Orders	2024	2	-	-	2	1	-	-	-	-	-	-	-	5	5	5
	2023	-	-	-	-	-	-	-	-	-	1	-	1	0	↔	2
Uncontested Divorce	2024	6	2	2	9	3	1	-	-	-	-	-	-	23	28%	23
	2023	3	4	5	4	2	-	4	13	3	5	5	3	18	▲	51

Dashboard

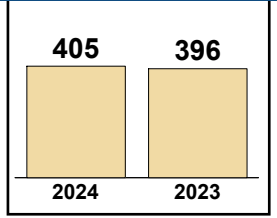
Court: Lancaster Circuit
Start/End Date: Jan-23 / Jun-24
2023 Average Month: 60
Jan-Jun 2023: 396
Dispositions Trending: ⇄

Circuit/Court ID: 15 215103
Type of Case: Dispositions
2024 Average Month: 68
Jan-Jun 2024 : 405
Overall AVG. Month: 62

Monthly Dispositions Summary



Jan --- Jun Dispositions



Dispositions by Division

Divisions		Jan	Feb	Mar	Apr	May	Jun	Jul	Aug	Sep	Oct	Nov	Dec	Thru Jun	% Change	Total
Total	2024	52	77	92	44	51	89	-	-	-	-	-	-	405	2%	405
	2023	74	72	67	69	51	63	65	36	63	42	34	81	396	▲	717
Civil	2024	6	-	5	6	5	10	-	-	-	-	-	-	32	-48%	32
	2023	8	6	10	12	12	13	6	4	8	3	2	5	61	▼	89
Criminal	2024	8	54	58	11	18	55	-	-	-	-	-	-	204	74%	204
	2023	26	27	15	13	14	22	25	14	17	18	13	42	117	▲	246
Concealed Handgun Permits	2024	22	16	23	21	19	13	-	-	-	-	-	-	114	-25%	114
	2023	29	30	28	34	12	20	23	7	28	13	13	28	153	▼	265
Miscellaneous/ Other	2024	16	7	6	6	9	11	-	-	-	-	-	-	55	-14%	55
	2023	11	8	14	10	13	8	11	11	10	8	6	6	64	▼	116
Others	2024	-	-	-	-	-	-	-	-	-	-	-	-	0	-100%	0
	2023	-	1	-	-	-	-	-	-	-	-	-	-	1	▼	1


Dispositions by Case Category

Case Categories		Jan	Feb	Mar	Apr	May	Jun	Jul	Aug	Sep	Oct	Nov	Dec	Thru Jun	% Change	Total
Administrative Law	2024	-	-	-	-	-	1	-	-	-	-	-	-	1	1	1
	2023	-	-	-	-	-	-	-	-	-	-	-	-	0	↔	0
Capital Murder	2024	-	-	-	-	-	-	-	-	-	-	-	-	0	0	0
	2023	-	-	-	-	-	-	-	-	-	-	2	-	0	↔	2
Contested Divorce	2024	-	-	-	-	-	-	-	-	-	-	-	-	0	-100%	0
	2023	1	1	-	-	-	1	-	1	3	1	-	1	3	▼	9
Domestic and Family - Level 1	2024	3	-	1	-	-	3	-	-	-	-	-	-	7	17%	7
	2023	1	-	4	-	1	-	-	-	1	-	1	-	6	▲	8
Domestic and Family - Level 2	2024	-	-	1	-	-	-	-	-	-	-	-	-	1	-75%	1
	2023	1	-	1	1	-	1	-	-	-	-	-	-	4	▼	4
Felonies and Related Matters	2024	7	41	33	7	14	36	-	-	-	-	-	-	138	77%	138
	2023	20	21	12	10	13	2	18	4	7	10	5	30	78	▲	152
General Civil - Level 1	2024	-	-	-	-	-	-	-	-	-	-	-	-	0	-100%	0
	2023	-	-	1	-	-	1	-	-	1	-	-	-	2	▼	3
General Civil - Level 2	2024	4	-	2	2	3	2	-	-	-	-	-	-	13	8%	13
	2023	3	2	3	3	-	1	-	2	3	-	1	2	12	▲	20
General Civil - Level 3	2024	1	-	-	2	1	3	-	-	-	-	-	-	7	-68%	7
	2023	1	2	-	4	11	4	5	-	1	2	-	1	22	▼	31
Miscellaneous Civil	2024	28	22	28	26	27	20	-	-	-	-	-	-	151	-23%	151
	2023	35	36	36	41	21	28	28	18	35	19	17	30	197	▼	344
Misdemeanor	2024	-	12	24	4	4	16	-	-	-	-	-	-	60	88%	60
	2023	5	6	1	2	-	18	4	9	10	6	5	9	32	▲	75
Other	2024	7	1	-	1	1	1	-	-	-	-	-	-	11	-42%	11
	2023	5	2	5	1	4	2	5	-	2	2	1	4	19	▼	33
Other Criminally Related Matters	2024	1	1	1	-	-	3	-	-	-	-	-	-	6	-25%	6
	2023	1	1	2	1	1	2	3	1	-	2	1	4	8	▼	19
Probates/Wills & Trusts - Level 2	2024	-	-	-	-	-	1	-	-	-	-	-	-	1	-67%	1
	2023	1	1	-	1	-	-	1	-	-	-	1	-	3	▼	5
Uncontested Divorce	2024	1	-	2	2	1	3	-	-	-	-	-	-	9	-10%	9
	2023	-	-	2	5	-	3	1	1	-	-	-	-	10	▼	12

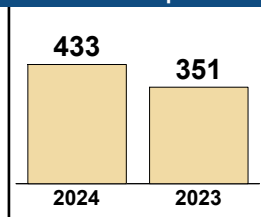
Dashboard

Court: Northumberland Circuit **Circuit/Court ID:** 15 215133
Start/End Date: Jan-23 / Jun-24 **Type of Case:** Dispositions
2023 Average Month: 57 **2024 Average Month:** 72
Jan-Jun 2023: 351 **Jan-Jun 2024 :** 433
Dispositions Trending: ▲ **Overall AVG. Month:** 62

Monthly Dispositions Summary



Jan --- Jun Dispositions



Dispositions by Division

Divisions		Jan	Feb	Mar	Apr	May	Jun	Jul	Aug	Sep	Oct	Nov	Dec	Thru Jun	% Change	Total
Total	2024	57	46	68	105	67	90	-	-	-	-	-	-	433	23%	433
	2023	68	58	71	43	60	51	60	57	49	73	60	36	351	▲	686
Civil	2024	7	7	11	13	12	17	-	-	-	-	-	-	67	24%	67
	2023	6	10	6	15	10	7	3	14	13	13	10	1	54	▲	108
Criminal	2024	23	9	12	32	15	14	-	-	-	-	-	-	105	-7%	105
	2023	22	26	16	7	24	18	17	22	12	29	16	18	113	▼	227
Concealed Handgun Permits	2024	23	27	36	18	33	19	-	-	-	-	-	-	156	-4%	156
	2023	38	21	44	17	21	22	32	19	18	26	28	14	163	▼	300
Miscellaneous/ Other	2024	3	3	9	42	7	40	-	-	-	-	-	-	104	395%	104
	2023	2	1	5	4	5	4	8	2	6	5	5	3	21	▲	50
Others	2024	1	-	-	-	-	-	-	-	-	-	-	-	1	1	1
	2023	-	-	-	-	-	-	-	-	-	-	1	-	0	↔	1

Dispositions by Case Category

Case Categories		Jan	Feb	Mar	Apr	May	Jun	Jul	Aug	Sep	Oct	Nov	Dec	Thru Jun	% Change	Total
Administrative Law	2024	-	-	-	-	-	1	-	-	-	-	-	-	1	1	1
	2023	-	-	-	-	-	-	-	-	-	1	-	-	0	↔	1
Capital Murder	2024	-	-	-	-	-	-	-	-	-	-	-	-	0	0	0
	2023	-	-	-	-	-	-	-	-	-	1	-	-	0	↔	1
Contested Divorce	2024	-	-	1	1	1	1	-	-	-	-	-	-	4	0%	4
	2023	1	1	-	-	2	-	1	-	2	2	-	-	4	↔	9
Domestic and Family - Level 1	2024	-	-	-	1	-	-	-	-	-	-	-	-	1	-88%	1
	2023	2	-	1	-	4	1	1	1	6	2	-	-	8	▼	18
Domestic and Family - Level 2	2024	-	-	-	1	-	1	-	-	-	-	-	-	2	100%	2
	2023	-	-	-	1	-	-	-	-	-	-	-	-	1	▲	1
Felonies and Related Matters	2024	23	7	10	29	11	12	-	-	-	-	-	-	92	7%	92
	2023	16	21	13	2	19	15	10	7	6	25	13	17	86	▲	164
General Civil	2024	-	-	-	17	-	16	-	-	-	-	-	-	33	33	33
	2023	-	-	-	-	-	-	-	-	-	-	-	-	0	↔	0
General Civil - Level 1	2024	-	-	-	2	-	-	-	-	-	-	-	-	2	2	2
	2023	-	-	-	-	-	-	-	-	-	-	2	-	0	↔	2
General Civil - Level 2	2024	1	2	2	5	2	-	-	-	-	-	-	-	12	9%	12
	2023	-	2	2	4	2	1	-	1	-	2	-	1	11	▲	15
General Civil - Level 3	2024	4	-	4	6	2	3	-	-	-	-	-	-	19	6%	19
	2023	1	6	2	3	3	3	-	5	-	3	4	-	18	▲	30
Miscellaneous Civil	2024	25	30	48	38	39	50	-	-	-	-	-	-	230	25%	230
	2023	40	22	49	21	25	27	40	25	24	31	32	16	184	▲	352
Misdemeanor	2024	-	1	-	1	3	2	-	-	-	-	-	-	7	-61%	7
	2023	5	4	1	3	3	2	6	12	4	3	1	1	18	▼	45
Other	2024	2	1	-	1	3	1	-	-	-	-	-	-	8	700%	8
	2023	-	-	-	1	-	-	-	-	-	-	3	-	1	▲	4
Other Criminally Related Matters	2024	-	1	2	2	2	-	-	-	-	-	-	-	7	-22%	7
	2023	1	1	2	2	2	1	1	3	3	-	2	-	9	▼	18
Probates/Wills & Trusts - Level 1	2024	-	-	1	-	-	-	-	-	-	-	-	-	1	1	1
	2023	-	-	-	-	-	-	-	-	-	-	-	-	0	↔	0
Probates/Wills & Trusts - Level 2	2024	1	1	-	1	-	2	-	-	-	-	-	-	5	400%	5
	2023	-	-	-	1	-	-	-	-	-	-	-	-	1	▲	1
Uncontested Divorce	2024	1	3	-	-	4	1	-	-	-	-	-	-	9	-10%	9
	2023	2	1	1	5	-	1	1	3	4	3	3	1	10	▼	25

Dashboard		Monthly Dispositions Summary		Jan --- Jun Dispositions					
<p>Court: Richmond County Circuit Start/End Date: Jan-23 / Jun-24 2023 Average Month: 39 Jan-Jun 2023: 221 Dispositions Trending: ▲</p>	<p>Circuit/Court ID: 15 215159 Type of Case: Dispositions 2024 Average Month: 39 Jan-Jun 2024 : 232 Overall AVG. Month: 39</p>	<p>Jan 23 - Jun 24</p>		<table border="1" style="margin: auto;"> <tr> <td style="text-align: center; width: 50px;">232</td> <td style="text-align: center; width: 50px;">221</td> </tr> <tr> <td style="text-align: center;">2024</td> <td style="text-align: center;">2023</td> </tr> </table>		232	221	2024	2023
232	221								
2024	2023								

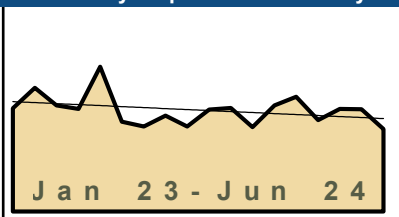
Dispositions by Division																
Divisions		Jan	Feb	Mar	Apr	May	Jun	Jul	Aug	Sep	Oct	Nov	Dec	Thru Jun	% Change	Total
Total	2024	48	25	50	41	38	30	-	-	-	-	-	-	232	5%	232
	2023	29	58	48	27	34	25	45	28	43	29	65	38	221	▲	469
Civil	2024	1	2	2	4	-	5	-	-	-	-	-	-	14	-26%	14
	2023	2	4	4	5	2	2	10	3	2	3	4	9	19	▼	50
Criminal	2024	33	1	20	16	11	13	-	-	-	-	-	-	94	29%	94
	2023	10	17	22	3	14	7	16	14	27	6	43	20	73	▲	199
Concealed Handgun Permits	2024	10	18	25	18	26	10	-	-	-	-	-	-	107	-4%	107
	2023	16	32	19	16	16	13	13	8	13	12	7	8	112	▼	173
Miscellaneous/ Other	2024	4	4	3	3	1	2	-	-	-	-	-	-	17	0%	17
	2023	1	5	3	3	2	3	6	3	1	8	11	1	17	↔	47

Dispositions by Case Category																
Case Categories		Jan	Feb	Mar	Apr	May	Jun	Jul	Aug	Sep	Oct	Nov	Dec	Thru Jun	% Change	Total
Administrative Law	2024	-	-	-	-	-	-	-	-	-	-	-	-	0	0	0
	2023	-	-	-	-	-	-	-	-	-	-	-	1	0	↔	1
Contested Divorce	2024	-	1	1	1	-	-	-	-	-	-	-	-	3	200%	3
	2023	-	-	1	-	-	-	-	1	-	-	-	-	1	▲	3
Domestic and Family - Level 1	2024	-	-	-	-	-	-	-	-	-	-	-	-	0	-100%	0
	2023	-	2	-	-	-	-	-	1	-	1	1	1	2	▼	6
Domestic and Family - Level 2	2024	1	-	-	-	-	-	-	-	-	-	-	-	1	1	1
	2023	-	-	-	-	-	-	-	-	-	-	-	-	0	↔	0
Felonies and Related Matters	2024	26	1	14	10	10	10	-	-	-	-	-	-	71	54%	71
	2023	4	12	16	2	9	3	8	10	15	2	33	12	46	▲	126
General Civil - Level 1	2024	-	-	-	-	-	-	-	-	-	-	-	-	0	0	0
	2023	-	-	-	-	-	-	1	-	-	-	-	-	0	↔	1
General Civil - Level 2	2024	-	-	1	-	-	1	-	-	-	-	-	-	2	0%	2
	2023	-	-	1	-	-	1	3	-	1	2	-	1	2	↔	9
General Civil - Level 3	2024	-	-	-	1	-	1	-	-	-	-	-	-	2	0%	2
	2023	-	1	-	-	1	-	1	1	-	-	-	-	2	↔	4
Miscellaneous Civil	2024	12	22	28	21	27	12	-	-	-	-	-	-	122	-2%	122
	2023	17	35	22	18	18	15	16	11	14	18	13	9	125	▼	206
Misdemeanor	2024	7	-	4	6	-	3	-	-	-	-	-	-	20	0%	20
	2023	5	3	4	-	5	3	6	2	12	1	7	6	20	↔	54
Other	2024	2	-	-	-	-	-	-	-	-	-	-	-	2	-60%	2
	2023	-	2	-	2	-	1	2	-	-	1	5	1	5	▼	14
Other Criminally Related Matters	2024	-	-	2	-	1	-	-	-	-	-	-	-	3	-63%	3
	2023	2	2	2	1	-	1	2	2	-	3	3	2	8	▼	20
Probates/Wills & Trusts - Level 1	2024	-	-	-	-	-	-	-	-	-	-	-	-	0	0	0
	2023	-	-	-	-	-	-	-	-	-	-	-	1	0	↔	1
Probates/Wills & Trusts - Level 2	2024	-	-	-	-	-	-	-	-	-	-	-	-	0	-100%	0
	2023	-	1	-	-	-	-	-	-	-	-	1	-	1	▼	2
Uncontested Divorce	2024	-	1	-	2	-	3	-	-	-	-	-	-	6	-33%	6
	2023	1	-	2	4	1	1	6	-	1	1	1	4	9	▼	22

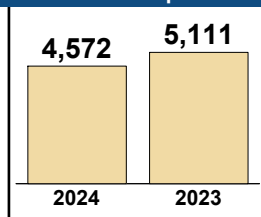
Dashboard

Court: Spotsylvania Circuit **Circuit/Court ID:** 15 215177
Start/End Date: Jan-23 / Jun-24 **Type of Case:** Dispositions
2023 Average Month: 779 **2024 Average Month:** 762
Jan-Jun 2023: 5,111 **Jan-Jun 2024 :** 4,572
Dispositions Trending: ▼ **Overall AVG. Month:** 773

Monthly Dispositions Summary



Jan --- Jun Dispositions



Dispositions by Division

Divisions		Jan	Feb	Mar	Apr	May	Jun	Jul	Aug	Sep	Oct	Nov	Dec	Thru Jun	% Change	Total
Total	2024	810	874	697	783	780	628	-	-	-	-	-	-	4,572	-11%	4,572
	2023	788	943	809	783	1,104	684	647	731	648	777	789	642	5,111	▼	9,345
Civil	2024	80	92	51	80	68	81	-	-	-	-	-	-	452	-32%	452
	2023	101	74	60	81	232	114	79	73	73	69	96	79	662	▼	1,131
Criminal	2024	276	354	327	337	338	272	-	-	-	-	-	-	1,904	15%	1,904
	2023	216	232	288	290	356	274	221	333	268	306	302	323	1,656	▲	3,409
Concealed Handgun Permits	2024	326	320	225	244	250	180	-	-	-	-	-	-	1,545	-25%	1,545
	2023	348	532	324	315	329	199	254	193	190	297	294	155	2,047	▼	3,430
Miscellaneous/ Other	2024	127	107	93	122	124	95	-	-	-	-	-	-	668	-10%	668
	2023	123	105	135	97	186	97	93	132	117	104	97	85	743	▼	1,371
Others	2024	1	1	1	-	-	-	-	-	-	-	-	-	3	0%	3
	2023	-	-	2	-	1	-	-	-	-	-	1	-	3	↔	4

Dispositions by Case Category

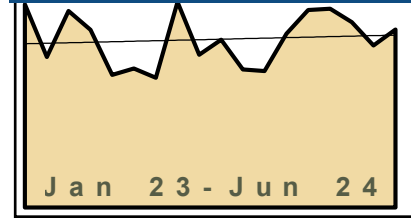
Case Categories		Jan	Feb	Mar	Apr	May	Jun	Jul	Aug	Sep	Oct	Nov	Dec	Thru Jun	% Change	Total
Administrative Law	2024	2	3	-	-	-	1	-	-	-	-	-	-	6	20%	6
	2023	1	-	-	-	3	1	1	1	1	-	-	-	5	▲	8
Capital Murder	2024	-	-	-	-	1	1	-	-	-	-	-	-	2	2	2
	2023	-	-	-	-	-	-	-	-	-	-	1	-	0	↔	1
Contested Divorce	2024	14	10	4	14	7	13	-	-	-	-	-	-	62	-27%	62
	2023	8	10	7	6	35	19	13	12	3	6	8	7	85	▼	134
Domestic and Family - Level 1	2024	9	23	11	9	3	8	-	-	-	-	-	-	63	-59%	63
	2023	33	2	18	46	13	41	16	19	27	13	29	35	153	▼	292
Domestic and Family - Level 2	2024	5	5	4	4	8	6	-	-	-	-	-	-	32	-6%	32
	2023	13	1	4	1	8	7	2	5	2	2	1	8	34	▼	54
Felonies and Related Matters	2024	202	261	208	221	228	192	-	-	-	-	-	-	1,312	14%	1,312
	2023	156	163	195	217	237	180	167	243	172	202	220	212	1,148	▲	2,364
General Civil - Level 1	2024	-	1	-	-	2	-	-	-	-	-	-	-	3	0%	3
	2023	-	2	-	-	1	-	-	2	-	-	-	1	3	↔	6
General Civil - Level 2	2024	15	18	9	27	25	13	-	-	-	-	-	-	107	-16%	107
	2023	12	17	12	10	61	16	14	10	18	17	19	8	128	▼	214
General Civil - Level 3	2024	13	7	3	8	4	8	-	-	-	-	-	-	43	-30%	43
	2023	7	13	6	5	26	4	9	3	4	14	10	6	61	▼	107
Miscellaneous Civil	2024	386	383	286	318	328	238	-	-	-	-	-	-	1,939	-20%	1,939
	2023	405	580	391	369	426	250	307	253	256	347	340	203	2,421	▼	4,127
Misdemeanor	2024	67	76	99	101	99	71	-	-	-	-	-	-	513	26%	513
	2023	47	60	69	61	93	77	42	80	76	85	72	102	407	▲	864
Other	2024	65	43	31	49	45	33	-	-	-	-	-	-	266	-25%	266
	2023	65	57	68	40	80	46	37	70	49	55	49	38	356	▼	654
Other Criminally Related Matters	2024	7	17	20	15	11	8	-	-	-	-	-	-	78	-24%	78
	2023	13	10	24	12	27	17	12	11	20	19	9	9	103	▼	183
Probates/Wills & Trusts - Level 1	2024	-	-	-	-	-	-	-	-	-	-	-	-	0	-100%	0
	2023	-	1	-	-	1	-	1	-	-	-	-	-	2	▼	3
Probates/Wills & Trusts - Level 2	2024	4	4	3	1	1	1	-	-	-	-	-	-	14	-50%	14
	2023	2	1	4	3	12	6	3	2	4	6	4	2	28	▼	49
Uncontested Divorce	2024	21	23	19	16	18	35	-	-	-	-	-	-	132	-25%	132
	2023	26	26	11	13	81	20	23	20	16	11	26	12	177	▼	285

Dashboard

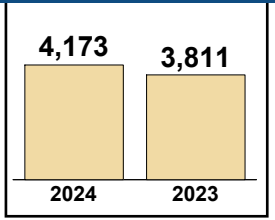
Court: Stafford Circuit
Start/End Date: Jan-23 / Jun-24
2023 Average Month: 613
Jan-Jun 2023: 3,811
Dispositions Trending: ▲

Circuit/Court ID: 15 215179
Type of Case: Dispositions
2024 Average Month: 696
Jan-Jun 2024 : 4,173
Overall AVG. Month: 641

Monthly Dispositions Summary



Jan --- Jun Dispositions

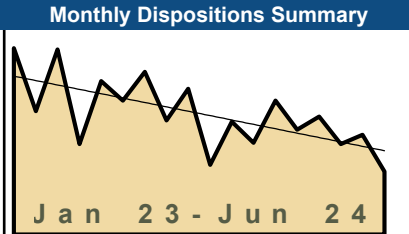
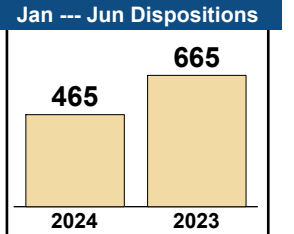


Dispositions by Division

Divisions		Jan	Feb	Mar	Apr	May	Jun	Jul	Aug	Sep	Oct	Nov	Dec	Thru Jun	% Change	Total
Total	2024	662	753	757	706	617	678	-	-	-	-	-	-	4,173	9%	4,173
	2023	775	574	749	677	506	530	495	783	582	640	526	520	3,811	▲	7,357
Civil	2024	41	30	57	42	60	28	-	-	-	-	-	-	258	-9%	258
	2023	48	38	38	78	42	38	33	53	43	50	36	47	282	▼	544
Criminal	2024	300	313	400	325	281	387	-	-	-	-	-	-	2,006	25%	2,006
	2023	318	245	291	286	182	281	267	314	311	270	220	227	1,603	▲	3,212
Concealed Handgun Permits	2024	238	348	253	287	195	213	-	-	-	-	-	-	1,534	-4%	1,534
	2023	351	252	366	248	236	153	136	356	169	277	220	197	1,606	▼	2,961
Miscellaneous/ Other	2024	83	62	47	52	81	50	-	-	-	-	-	-	375	17%	375
	2023	58	39	54	65	46	58	59	60	59	43	50	49	320	▲	640

Dispositions by Case Category

Case Categories		Jan	Feb	Mar	Apr	May	Jun	Jul	Aug	Sep	Oct	Nov	Dec	Thru Jun	% Change	Total
Administrative Law	2024	2	-	1	-	-	-	-	-	-	-	-	-	3	0%	3
	2023	2	-	-	1	-	-	-	-	1	1	-	-	3	↔	5
Capital Murder	2024	1	1	-	-	-	-	-	-	-	-	-	-	2	100%	2
	2023	-	1	-	-	-	-	-	-	-	-	-	-	1	▲	1
Contested Divorce	2024	3	3	8	7	4	3	-	-	-	-	-	-	28	-36%	28
	2023	7	5	4	15	8	5	8	11	7	9	7	9	44	▼	95
Domestic and Family - Level 1	2024	2	4	5	-	2	1	-	-	-	-	-	-	14	-48%	14
	2023	6	4	3	3	9	2	8	7	8	5	4	2	27	▼	61
Domestic and Family - Level 2	2024	12	3	6	4	4	5	-	-	-	-	-	-	34	13%	34
	2023	6	8	2	7	5	2	7	2	5	2	2	7	30	▲	55
Felonies and Related Matters	2024	196	205	255	225	199	256	-	-	-	-	-	-	1,336	24%	1,336
	2023	203	170	193	210	122	179	183	207	196	193	154	143	1,077	▲	2,153
General Civil - Level 1	2024	1	-	-	-	1	1	-	-	-	-	-	-	3	50%	3
	2023	-	-	-	1	1	-	-	2	-	-	2	-	2	▲	6
General Civil - Level 2	2024	11	13	9	8	24	6	-	-	-	-	-	-	71	27%	71
	2023	7	10	13	12	10	4	2	12	6	5	11	10	56	▲	102
General Civil - Level 3	2024	3	1	6	13	4	4	-	-	-	-	-	-	31	29%	31
	2023	3	1	2	7	3	8	1	8	1	7	2	5	24	▲	48
Miscellaneous Civil	2024	317	407	296	335	272	261	-	-	-	-	-	-	1,888	-1%	1,888
	2023	408	289	418	309	277	208	191	413	226	319	268	243	1,909	▼	3,569
Misdemeanor	2024	83	76	120	85	60	97	-	-	-	-	-	-	521	27%	521
	2023	99	57	76	55	44	79	67	88	104	60	46	77	410	▲	852
Other	2024	1	-	1	-	-	-	-	-	-	-	-	-	2	-60%	2
	2023	-	1	1	1	-	2	-	-	1	-	-	-	5	▼	6
Other Criminally Related Matters	2024	21	31	26	15	22	34	-	-	-	-	-	-	149	24%	149
	2023	16	17	24	22	17	24	18	19	12	22	20	8	120	▲	219
Probates/Wills & Trusts - Level 2	2024	-	-	-	-	-	-	-	-	-	-	-	-	0	-100%	0
	2023	3	-	-	1	-	5	1	2	4	-	-	1	9	▼	17
Uncontested Divorce	2024	9	9	24	14	25	10	-	-	-	-	-	-	91	-3%	91
	2023	15	11	13	33	10	12	9	12	11	17	10	15	94	▼	168

Dashboard		Monthly Dispositions Summary		Jan --- Jun Dispositions	
<p>Court: Westmoreland Circuit Start/End Date: Jan-23 / Jun-24 2023 Average Month: 100 Jan-Jun 2023: 665 Dispositions Trending: ▼</p>	<p>Circuit/Court ID: 15 215193 Type of Case: Dispositions 2024 Average Month: 78 Jan-Jun 2024 : 465 Overall AVG. Month: 92</p>				

Dispositions by Division																
Divisions		Jan	Feb	Mar	Apr	May	Jun	Jul	Aug	Sep	Oct	Nov	Dec	Thru Jun	% Change	Total
Total	2024	102	80	90	69	76	48	-	-	-	-	-	-	465	-30%	465
	2023	142	94	141	69	117	102	124	87	111	53	86	70	665	▼	1,196
Civil	2024	7	4	4	7	7	4	-	-	-	-	-	-	33	-52%	33
	2023	7	14	12	7	16	13	18	8	7	7	11	2	69	▼	122
Criminal	2024	33	26	28	30	38	23	-	-	-	-	-	-	178	-43%	178
	2023	75	43	64	37	39	52	69	55	45	20	40	38	310	▼	577
Concealed Handgun Permits	2024	58	45	50	30	27	20	-	-	-	-	-	-	230	0%	230
	2023	50	36	58	21	36	30	31	18	48	24	29	25	231	▼	406
Miscellaneous/ Other	2024	4	5	7	2	4	1	-	-	-	-	-	-	23	-58%	23
	2023	10	1	7	4	26	7	6	6	11	2	6	5	55	▼	91
Others	2024	-	-	1	-	-	-	-	-	-	-	-	-	1	1	1
	2023	-	-	-	-	-	-	-	-	-	-	-	-	0	↔	0

Dispositions by Case Category																
Case Categories		Jan	Feb	Mar	Apr	May	Jun	Jul	Aug	Sep	Oct	Nov	Dec	Thru Jun	% Change	Total
Administrative Law	2024	-	-	-	-	-	-	-	-	-	-	-	-	0	-100%	0
	2023	-	1	-	-	-	-	-	-	-	-	-	-	-	1	▼
Contested Divorce	2024	1	-	3	-	4	-	-	-	-	-	-	-	8	-11%	8
	2023	2	1	2	-	1	3	1	-	1	-	3	-	9	▼	14
Domestic and Family - Level 1	2024	3	-	-	7	2	2	-	-	-	-	-	-	14	0%	14
	2023	4	4	1	2	1	2	4	4	2	1	3	-	14	↔	28
Domestic and Family - Level 2	2024	-	-	-	-	-	-	-	-	-	-	-	-	0	-100%	0
	2023	-	-	-	-	-	1	-	-	1	-	1	-	1	▼	3
Felonies and Related Matters	2024	30	22	23	15	32	10	-	-	-	-	-	-	132	-37%	132
	2023	39	29	43	22	33	43	59	39	27	7	27	31	209	▼	399
General Civil - Level 1	2024	-	-	1	-	-	-	-	-	-	-	-	-	1	0%	1
	2023	-	-	-	-	1	-	-	-	-	1	1	-	1	↔	3
General Civil - Level 2	2024	1	-	-	-	1	-	-	-	-	-	-	-	2	-88%	2
	2023	1	1	2	2	8	2	2	1	-	3	2	1	16	▼	25
General Civil - Level 3	2024	-	2	1	-	-	-	-	-	-	-	-	-	3	-81%	3
	2023	1	2	4	1	4	4	4	2	-	-	2	-	16	▼	24
Miscellaneous Civil	2024	61	50	54	32	30	21	-	-	-	-	-	-	248	-8%	248
	2023	58	37	64	25	53	34	36	23	59	26	33	30	271	▼	478
Misdemeanor	2024	3	3	3	3	4	6	-	-	-	-	-	-	22	-66%	22
	2023	25	10	8	13	5	4	15	16	17	10	9	7	65	▼	139
Other	2024	-	-	3	-	-	-	-	-	-	-	-	-	3	3	3
	2023	-	-	-	-	-	-	-	-	-	1	1	-	0	↔	2
Other Criminally Related Matters	2024	-	1	2	12	2	7	-	-	-	-	-	-	24	-33%	24
	2023	11	4	13	2	1	5	-	-	1	3	4	-	36	▼	44
Probates/Wills & Trusts - Level 2	2024	-	-	-	-	-	-	-	-	-	-	-	-	0	-100%	0
	2023	-	1	-	1	2	-	-	-	1	-	-	-	4	▼	5
Uncontested Divorce	2024	3	2	-	-	1	2	-	-	-	-	-	-	8	-64%	8
	2023	1	4	4	1	8	4	3	2	2	1	-	1	22	▼	31

CPSS-CCMS-10.11 CASELOAD STATISTICS OF THE CIRCUIT COURTS

Fredericksburg

January 2023 -- June 2024 Dispositions

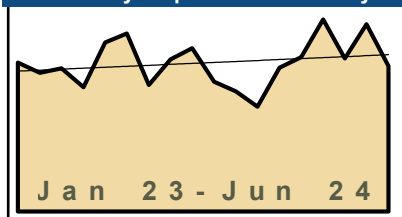
Alexandria and Fairfax Circuit are not Included in State Totals

Dashboard

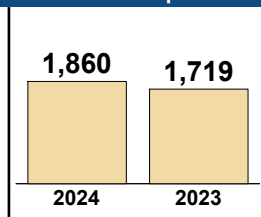
Court: Fredericksburg Circuit
Start/End Date: Jan-23 / Jun-24
2023 Average Month: 270
Jan-Jun 2023: 1,719
Dispositions Trending: ▲

Circuit/Court ID: 15 215630
Type of Case: Dispositions
2024 Average Month: 310
Jan-Jun 2024 : 1,860
Overall AVG. Month: 283

Monthly Dispositions Summary



Jan --- Jun Dispositions



Dispositions by Division

Divisions		Jan	Feb	Mar	Apr	May	Jun	Jul	Aug	Sep	Oct	Nov	Dec	Thru Jun	% Change	Total
Total	2024	274	294	366	292	357	277	-	-	-	-	-	-	1,860	8%	1,860
	2023	284	264	273	237	322	339	241	290	311	247	229	200	1,719	▲	3,237
Civil	2024	43	41	47	58	40	39	-	-	-	-	-	-	268	-15%	268
	2023	46	60	54	47	45	63	54	47	54	36	52	38	315	▼	596
Criminal	2024	158	168	236	161	235	172	-	-	-	-	-	-	1,130	22%	1,130
	2023	145	135	131	138	186	192	116	163	179	148	102	94	927	▲	1,729
Concealed Handgun Permits	2024	33	40	25	29	29	23	-	-	-	-	-	-	179	-1%	179
	2023	30	35	29	26	39	22	29	22	29	15	34	22	181	▼	332
Miscellaneous/ Other	2024	40	44	58	44	53	42	-	-	-	-	-	-	281	-4%	281
	2023	61	34	59	26	52	62	42	58	47	48	41	46	294	▼	576
Others	2024	-	1	-	-	-	1	-	-	-	-	-	-	2	0%	2
	2023	2	-	-	-	-	-	-	-	2	-	-	-	2	↔	4

Dispositions by Case Category

Case Categories		Jan	Feb	Mar	Apr	May	Jun	Jul	Aug	Sep	Oct	Nov	Dec	Thru Jun	% Change	Total
Administrative Law	2024	-	-	-	-	-	-	-	-	-	-	-	-	0	-100%	0
	2023	1	-	-	1	-	-	-	-	-	1	1	2	2	▼	6
Capital Murder	2024	-	-	-	-	-	-	-	-	-	-	-	-	0	-100%	0
	2023	-	2	-	-	-	-	-	-	-	-	-	-	2	▼	2
Contested Divorce	2024	6	7	5	6	4	4	-	-	-	-	-	-	32	7%	32
	2023	7	4	4	6	6	3	11	4	9	4	7	5	30	▲	70
Domestic and Family - Level 1	2024	1	1	-	11	-	1	-	-	-	-	-	-	14	-77%	14
	2023	11	26	15	1	2	5	2	9	3	3	6	3	60	▼	86
Domestic and Family - Level 2	2024	12	6	9	6	11	10	-	-	-	-	-	-	54	0%	54
	2023	3	7	7	10	13	14	9	11	10	5	12	3	54	↔	104
Felonies and Related Matters	2024	102	97	141	97	138	92	-	-	-	-	-	-	667	11%	667
	2023	104	81	92	95	106	125	74	113	126	101	63	71	603	▲	1,151
General Civil - Level 1	2024	1	-	-	3	2	1	-	-	-	-	-	-	7	0%	7
	2023	2	1	1	1	-	2	1	-	2	1	2	1	7	↔	14
General Civil - Level 2	2024	12	10	17	14	9	7	-	-	-	-	-	-	69	13%	69
	2023	7	6	15	8	14	11	11	8	12	8	8	10	61	▲	118
General Civil - Level 3	2024	4	1	1	2	4	2	-	-	-	-	-	-	14	-61%	14
	2023	7	8	4	4	5	8	3	6	1	3	2	5	36	▼	56
Miscellaneous Civil	2024	48	52	43	46	43	47	-	-	-	-	-	-	279	-11%	279
	2023	59	55	52	35	57	55	40	42	55	32	49	45	313	▼	576
Misdemeanor	2024	49	64	87	54	87	75	-	-	-	-	-	-	416	50%	416
	2023	34	46	31	40	75	51	40	42	48	35	37	19	277	▲	498
Other	2024	22	34	44	27	39	20	-	-	-	-	-	-	186	27%	186
	2023	27	8	34	15	31	32	30	34	22	30	25	23	147	▲	311
Other Criminally Related Matters	2024	8	7	9	11	10	6	-	-	-	-	-	-	51	11%	51
	2023	7	6	8	3	5	17	2	8	5	12	3	4	46	▲	80
Probates/Wills & Trusts - Level 1	2024	-	-	-	-	-	-	-	-	-	-	-	-	0	0	0
	2023	-	-	-	-	-	-	1	1	-	-	-	-	0	↔	2
Probates/Wills & Trusts - Level 2	2024	1	-	1	-	-	-	-	-	-	-	-	-	2	-82%	2
	2023	2	2	1	5	-	1	1	1	1	1	-	-	11	▼	15
Uncontested Divorce	2024	8	15	9	15	10	12	-	-	-	-	-	-	69	-1%	69
	2023	13	12	9	13	8	15	16	11	17	11	14	9	70	▼	148

This report reflects data in the case management system. Numbers will update accordingly as reports are refreshed and posted.

Dashboard		Monthly Dispositions Summary		Jan --- Jun Dispositions	
Court: Albemarle Circuit	Circuit/Court ID: 16 216003				
Start/End Date: Jan-23 / Jun-24	Type of Case: Dispositions				
2023 Average Month: 323	2024 Average Month: 295				
Jan-Jun 2023: 2,076	Jan-Jun 2024 : 1,770				
Dispositions Trending: ▼	Overall AVG. Month: 314				

Dispositions by Division																
Divisions		Jan	Feb	Mar	Apr	May	Jun	Jul	Aug	Sep	Oct	Nov	Dec	Thru Jun	% Change	Total
Total	2024	323	305	302	349	296	195	-	-	-	-	-	-	1,770	-15%	1,770
	2023	357	325	425	354	272	343	240	339	280	374	224	346	2,076	▼	3,879
Civil	2024	61	40	61	46	38	54	-	-	-	-	-	-	300	-33%	300
	2023	68	46	145	61	67	58	47	64	72	68	35	60	445	▼	791
Criminal	2024	32	51	30	62	64	20	-	-	-	-	-	-	259	-26%	259
	2023	61	65	37	71	31	84	36	49	75	98	25	29	349	▼	661
Concealed Handgun Permits	2024	90	101	111	114	73	47	-	-	-	-	-	-	536	-16%	536
	2023	109	126	114	132	68	91	67	108	49	116	33	104	640	▼	1,117
Miscellaneous/ Other	2024	140	113	99	127	120	73	-	-	-	-	-	-	672	6%	672
	2023	118	87	129	89	104	107	89	118	84	92	130	153	634	▲	1,300
Others	2024	-	-	1	-	1	1	-	-	-	-	-	-	3	-63%	3
	2023	1	1	-	1	2	3	1	-	-	-	-	1	8	▼	10

Dispositions by Case Category																
Case Categories		Jan	Feb	Mar	Apr	May	Jun	Jul	Aug	Sep	Oct	Nov	Dec	Thru Jun	% Change	Total
Administrative Law	2024	-	-	1	-	-	-	-	-	-	-	-	-	1	-50%	1
	2023	-	-	1	-	1	-	1	-	1	-	1	-	2	▼	5
Capital Murder	2024	-	-	-	-	-	1	-	-	-	-	-	-	1	0%	1
	2023	-	-	-	-	1	-	-	1	-	-	-	-	1	↔	2
Contested Divorce	2024	10	3	15	6	-	3	-	-	-	-	-	-	37	-24%	37
	2023	5	4	24	3	9	4	1	4	16	11	4	5	49	▼	90
Domestic and Family - Level 1	2024	7	10	3	8	-	7	-	-	-	-	-	-	35	-55%	35
	2023	16	13	16	11	6	15	5	10	3	4	3	5	77	▼	107
Domestic and Family - Level 2	2024	4	6	4	6	-	5	-	-	-	-	-	-	25	-29%	25
	2023	6	5	10	4	3	7	1	4	6	5	3	6	35	▼	60
Felonies and Related Matters	2024	25	40	23	42	48	14	-	-	-	-	-	-	192	-33%	192
	2023	50	49	33	57	28	69	33	34	66	77	24	26	286	▼	546
General Civil - Level 1	2024	-	-	1	-	4	2	-	-	-	-	-	-	7	40%	7
	2023	1	-	1	2	-	1	1	4	3	-	-	2	5	▲	15
General Civil - Level 2	2024	10	7	3	7	14	19	-	-	-	-	-	-	60	-38%	60
	2023	14	10	39	13	12	9	19	16	10	13	11	20	97	▼	186
General Civil - Level 3	2024	11	10	10	9	3	3	-	-	-	-	-	-	46	5%	46
	2023	7	6	14	11	5	1	2	4	1	9	3	4	44	▲	67
Miscellaneous Civil	2024	117	140	147	153	109	83	-	-	-	-	-	-	749	-15%	749
	2023	146	140	174	165	107	145	109	153	83	153	73	131	877	▼	1,579
Misdemeanor	2024	6	10	5	18	13	5	-	-	-	-	-	-	57	4%	57
	2023	11	13	4	10	2	15	3	11	8	15	1	1	55	▲	94
Other	2024	113	70	60	82	79	37	-	-	-	-	-	-	441	12%	441
	2023	81	70	65	55	67	56	45	72	47	50	84	116	394	▲	808
Other Criminally Related Matters	2024	1	1	2	2	3	-	-	-	-	-	-	-	9	-10%	9
	2023	-	3	1	4	-	2	-	3	1	6	-	2	10	▼	22
Probates/Wills & Trusts - Level 1	2024	-	-	1	-	-	-	-	-	-	-	-	-	1	-67%	1
	2023	-	-	-	-	2	1	1	-	2	-	1	1	3	▼	8
Probates/Wills & Trusts - Level 2	2024	7	1	2	4	3	3	-	-	-	-	-	-	20	-23%	20
	2023	6	5	6	3	2	4	2	9	3	7	1	2	26	▼	50
Protective Orders	2024	1	-	-	-	1	-	-	-	-	-	-	-	2	0%	2
	2023	-	-	-	-	-	2	-	-	-	-	-	-	2	↔	2
Uncontested Divorce	2024	11	7	25	12	19	13	-	-	-	-	-	-	87	-23%	87
	2023	14	7	37	16	27	12	17	14	30	24	15	25	113	▼	238

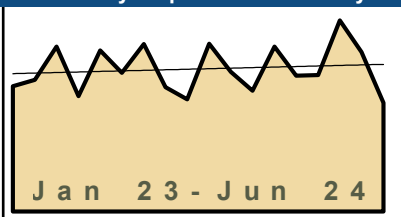
This report reflects data in the case management system. Numbers will update accordingly as reports are refreshed and posted.

Dashboard

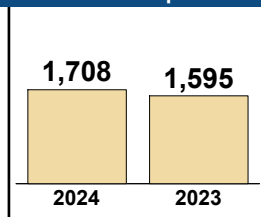
Court: Culpeper Circuit
Start/End Date: Jan-23 / Jun-24
2023 Average Month: 265
Jan-Jun 2023: 1,595
Dispositions Trending: ▲

Circuit/Court ID: 16 216047
Type of Case: Dispositions
2024 Average Month: 285
Jan-Jun 2024 : 1,708
Overall AVG. Month: 272

Monthly Dispositions Summary



Jan --- Jun Dispositions



Dispositions by Division

Divisions		Jan	Feb	Mar	Apr	May	Jun	Jul	Aug	Sep	Oct	Nov	Dec	Thru Jun	% Change	Total
Total	2024	314	259	260	364	304	207	-	-	-	-	-	-	1,708	7%	1,708
	2023	239	251	314	220	307	264	319	237	214	320	266	230	1,595	▲	3,181
Civil	2024	26	38	33	54	67	31	-	-	-	-	-	-	249	0%	249
	2023	44	32	42	55	48	27	42	34	35	44	57	33	248	▲	493
Criminal	2024	132	150	103	147	125	101	-	-	-	-	-	-	758	16%	758
	2023	87	111	110	82	143	123	165	110	104	155	121	98	656	▲	1,409
Concealed Handgun Permits	2024	126	46	101	133	74	56	-	-	-	-	-	-	536	-2%	536
	2023	89	89	138	68	82	80	95	67	55	92	64	87	546	▼	1,006
Miscellaneous/ Other	2024	30	25	23	30	38	18	-	-	-	-	-	-	164	13%	164
	2023	19	19	24	15	34	34	17	26	20	29	24	12	145	▲	273
Others	2024	-	-	-	-	-	1	-	-	-	-	-	-	1	1	1
	2023	-	-	-	-	-	-	-	-	-	-	-	-	0	↔	0


Dispositions by Case Category

Case Categories		Jan	Feb	Mar	Apr	May	Jun	Jul	Aug	Sep	Oct	Nov	Dec	Thru Jun	% Change	Total
Contested Divorce	2024	5	3	1	9	8	9	-	-	-	-	-	-	35	-30%	35
	2023	8	5	10	15	9	3	7	6	9	2	4	8	50	▼	86
Domestic and Family - Level 1	2024	2	7	11	3	7	3	-	-	-	-	-	-	33	65%	33
	2023	11	2	-	2	4	1	11	4	4	7	26	11	20	▲	83
Domestic and Family - Level 2	2024	4	2	-	3	4	2	-	-	-	-	-	-	15	-6%	15
	2023	2	1	4	3	4	2	1	1	6	3	4	1	16	▼	32
Felonies and Related Matters	2024	95	97	67	98	95	71	-	-	-	-	-	-	523	8%	523
	2023	67	74	82	62	115	84	100	76	77	112	90	80	484	▲	1,019
General Civil - Level 1	2024	-	-	-	1	2	-	-	-	-	-	-	-	3	0%	3
	2023	-	-	2	1	-	-	-	1	-	-	-	-	3	↔	4
General Civil - Level 2	2024	7	7	2	4	16	4	-	-	-	-	-	-	40	25%	40
	2023	1	4	8	8	7	4	4	4	2	12	6	3	32	▲	63
General Civil - Level 3	2024	1	2	3	1	7	2	-	-	-	-	-	-	16	60%	16
	2023	5	1	2	2	2	2	2	2	3	3	3	1	10	▲	24
Miscellaneous Civil	2024	154	72	121	158	106	69	-	-	-	-	-	-	680	-1%	680
	2023	110	107	162	82	113	113	111	92	74	120	83	99	687	▼	1,266
Misdemeanor	2024	34	50	34	44	29	28	-	-	-	-	-	-	219	35%	219
	2023	18	34	28	18	27	37	59	32	25	42	31	18	162	▲	369
Other	2024	-	1	3	1	5	6	-	-	-	-	-	-	16	433%	16
	2023	-	-	-	1	2	-	1	-	-	1	1	-	3	▲	6
Other Criminally Related Matters	2024	3	3	2	5	1	2	-	-	-	-	-	-	16	60%	16
	2023	2	3	-	2	1	2	6	2	2	1	-	-	10	▲	21
Probates/Wills & Trusts - Level 1	2024	1	-	-	-	-	-	-	-	-	-	-	-	1	1	1
	2023	-	-	-	-	-	-	-	-	-	-	-	-	0	↔	0
Probates/Wills & Trusts - Level 2	2024	-	-	-	1	2	1	-	-	-	-	-	-	4	-56%	4
	2023	1	2	-	3	3	-	1	-	1	-	2	-	9	▼	13
Uncontested Divorce	2024	8	15	16	36	22	10	-	-	-	-	-	-	107	-2%	107
	2023	14	18	18	21	20	18	16	17	11	17	16	9	109	▼	195

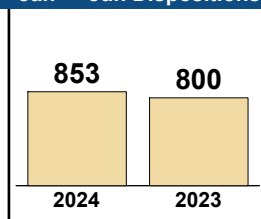
Dashboard

Court: Fluvanna Circuit **Circuit/Court ID:** 16 216065
Start/End Date: Jan-23 / Jun-24 **Type of Case:** Dispositions
2023 Average Month: 139 **2024 Average Month:** 142
Jan-Jun 2023: 800 **Jan-Jun 2024 :** 853
Dispositions Trending: ▲ **Overall AVG. Month:** 140

Monthly Dispositions Summary



Jan --- Jun Dispositions



Dispositions by Division

Divisions		Jan	Feb	Mar	Apr	May	Jun	Jul	Aug	Sep	Oct	Nov	Dec	Thru Jun	% Change	Total
Total	2024	172	144	116	113	112	196	-	-	-	-	-	-	853	7%	853
	2023	148	110	131	142	71	198	100	200	119	169	70	214	800	▲	1,672
Civil	2024	10	14	19	14	21	8	-	-	-	-	-	-	86	2%	86
	2023	8	16	10	10	15	25	15	10	9	6	14	11	84	▲	149
Criminal	2024	58	23	28	22	18	78	-	-	-	-	-	-	227	15%	227
	2023	32	31	37	28	23	46	26	113	51	70	15	33	197	▲	505
Concealed Handgun Permits	2024	77	79	47	52	43	77	-	-	-	-	-	-	375	2%	375
	2023	83	35	66	72	13	98	37	46	27	54	20	53	367	▲	604
Miscellaneous/ Other	2024	27	28	21	25	30	33	-	-	-	-	-	-	164	10%	164
	2023	25	28	18	30	20	28	22	31	32	39	20	117	149	▲	410
Others	2024	-	-	1	-	-	-	-	-	-	-	-	-	1	-67%	1
	2023	-	-	-	2	-	1	-	-	-	-	1	-	3	▼	4

Dispositions by Case Category

Case Categories		Jan	Feb	Mar	Apr	May	Jun	Jul	Aug	Sep	Oct	Nov	Dec	Thru Jun	% Change	Total
Contested Divorce	2024	2	-	1	-	4	-	-	-	-	-	-	-	7	-56%	7
	2023	2	5	2	1	5	1	4	1	1	1	1	2	16	▼	26
Domestic and Family - Level 1	2024	-	3	4	-	1	-	-	-	-	-	-	-	8	-27%	8
	2023	-	-	1	-	3	7	4	4	-	-	-	4	11	▼	23
Domestic and Family - Level 2	2024	1	2	2	4	3	-	-	-	-	-	-	-	12	20%	12
	2023	1	3	-	1	3	2	-	-	1	1	1	3	10	▲	16
Felonies and Related Matters	2024	53	14	18	12	13	61	-	-	-	-	-	-	171	38%	171
	2023	22	15	23	21	14	29	22	77	39	40	9	29	124	▲	340
General Civil - Level 1	2024	-	-	-	-	-	-	-	-	-	-	-	-	0	-100%	0
	2023	-	-	-	1	-	-	-	-	-	1	-	-	1	▼	2
General Civil - Level 2	2024	2	2	4	1	2	-	-	-	-	-	-	-	11	-8%	11
	2023	1	1	4	1	3	2	-	2	2	3	2	4	12	▼	25
General Civil - Level 3	2024	2	2	2	3	4	4	-	-	-	-	-	-	17	113%	17
	2023	2	1	2	-	-	3	5	2	2	-	-	2	8	▲	19
Miscellaneous Civil	2024	91	90	58	65	58	96	-	-	-	-	-	-	458	8%	458
	2023	90	43	72	85	26	109	47	55	38	80	29	122	425	▲	796
Misdemeanor	2024	2	8	4	6	4	17	-	-	-	-	-	-	41	-36%	41
	2023	10	12	14	7	9	12	4	35	12	13	6	4	64	▼	138
Other	2024	13	17	12	12	15	14	-	-	-	-	-	-	83	-10%	83
	2023	18	20	11	18	6	19	10	21	21	11	11	46	92	▼	212
Other Criminally Related Matters	2024	3	2	6	4	1	-	-	-	-	-	-	-	16	78%	16
	2023	-	4	-	-	-	5	-	1	-	17	-	-	9	▲	27
Probates/Wills & Trusts - Level 1	2024	-	-	-	-	2	-	-	-	-	-	-	-	2	2	2
	2023	-	-	-	-	-	-	1	-	-	-	-	-	0	↔	1
Probates/Wills & Trusts - Level 2	2024	-	1	1	1	1	-	-	-	-	-	-	-	4	100%	4
	2023	-	2	-	-	-	-	-	-	1	-	-	-	2	▲	3
Uncontested Divorce	2024	3	3	4	5	4	4	-	-	-	-	-	-	23	-12%	23
	2023	2	4	2	7	2	9	3	2	2	2	7	2	26	▼	44

Dashboard		Monthly Dispositions Summary		Jan --- Jun Dispositions	
<p>Court: Goochland Circuit Start/End Date: Jan-23 / Jun-24 2023 Average Month: 109 Jan-Jun 2023: 688 Dispositions Trending: ▼</p>	<p>Circuit/Court ID: 16 216075 Type of Case: Dispositions 2024 Average Month: 97 Jan-Jun 2024 : 580 Overall AVG. Month: 105</p>	<p>Jan 23 - Jun 24</p>		<p>2024: 580, 2023: 688</p>	

Dispositions by Division																
Divisions		Jan	Feb	Mar	Apr	May	Jun	Jul	Aug	Sep	Oct	Nov	Dec	Thru Jun	% Change	Total
Total	2024	85	122	79	101	104	89	-	-	-	-	-	-	580	-16%	580
	2023	141	111	110	79	139	108	73	169	84	78	133	80	688	▼	1,305
Civil	2024	14	10	11	8	7	19	-	-	6	12	16	8	69	-10%	69
	2023	13	7	21	8	16	12	15	19	-	-	-	-	77	▼	153
Criminal	2024	22	37	25	23	22	24	-	-	-	-	-	-	153	35%	153
	2023	12	13	19	9	41	19	20	77	20	18	30	11	113	▲	289
Concealed Handgun Permits	2024	39	66	35	59	68	35	-	-	-	-	-	-	302	-31%	302
	2023	100	78	57	52	78	73	29	61	51	31	85	52	438	▼	747
Miscellaneous/ Other	2024	10	9	8	11	7	11	-	-	-	-	-	-	56	-7%	56
	2023	16	13	13	10	4	4	9	12	7	17	2	9	60	▼	116

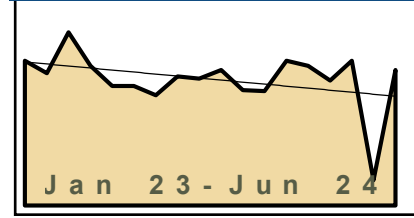
Dispositions by Case Category																
Case Categories		Jan	Feb	Mar	Apr	May	Jun	Jul	Aug	Sep	Oct	Nov	Dec	Thru Jun	% Change	Total
Administrative Law	2024	-	-	-	-	-	-	-	-	-	-	-	-	0	0	0
	2023	-	-	-	-	-	-	-	2	-	-	-	-	0	↔	2
Capital Murder	2024	-	-	-	-	-	-	-	-	-	-	-	-	0	0	0
	2023	-	-	-	-	-	-	-	1	-	-	-	-	0	↔	1
Contested Divorce	2024	3	-	3	2	-	5	-	-	-	-	-	-	13	0%	13
	2023	2	2	4	1	2	2	2	1	3	1	3	1	13	↔	24
Domestic and Family - Level 1	2024	1	3	-	-	1	-	-	-	-	-	-	-	5	-38%	5
	2023	5	1	2	-	-	-	-	-	1	-	-	-	8	▼	9
Domestic and Family - Level 2	2024	1	-	1	-	-	-	-	-	-	-	-	-	2	-50%	2
	2023	1	-	2	-	1	-	-	-	-	-	-	-	4	▼	4
Felonies and Related Matters	2024	11	17	12	4	13	10	-	-	-	-	-	-	67	2%	67
	2023	9	6	13	2	22	14	11	58	11	9	20	8	66	▲	183
General Civil - Level 1	2024	-	-	1	-	1	-	-	-	-	-	-	-	2	100%	2
	2023	-	-	1	-	-	-	-	-	1	-	-	-	1	▲	2
General Civil - Level 2	2024	2	7	4	5	2	11	-	-	-	-	-	-	31	15%	31
	2023	5	1	5	3	7	6	5	8	-	6	6	4	27	▲	56
General Civil - Level 3	2024	3	-	1	2	2	1	-	-	-	-	-	-	9	-18%	9
	2023	-	1	4	1	4	1	5	-	-	-	3	1	11	▼	20
Miscellaneous Civil	2024	49	75	41	67	75	44	-	-	-	-	-	-	351	-29%	351
	2023	114	91	69	62	82	77	38	71	56	47	86	60	495	▼	853
Misdemeanor	2024	6	15	10	18	8	14	-	-	-	-	-	-	71	109%	71
	2023	3	6	5	2	16	2	4	17	5	6	8	3	34	▲	77
Other Criminally Related Matters	2024	5	5	3	1	1	1	-	-	-	-	-	-	16	23%	16
	2023	-	1	1	5	3	3	5	2	4	3	2	-	13	▲	29
Probates/Wills & Trusts - Level 1	2024	-	-	-	-	-	-	-	-	-	-	-	-	0	0	0
	2023	-	-	-	-	-	-	-	1	-	-	-	-	0	↔	1
Probates/Wills & Trusts - Level 2	2024	-	-	1	1	-	-	-	-	-	-	-	-	2	0%	2
	2023	-	-	1	-	-	1	-	-	-	-	-	-	2	↔	2
Uncontested Divorce	2024	4	-	2	1	1	3	-	-	-	-	-	-	11	-21%	11
	2023	2	2	3	3	2	2	3	8	3	6	5	3	14	▼	42

Dashboard

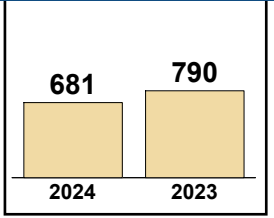
Court: Greene Circuit
Start/End Date: Jan-23 / Jun-24
2023 Average Month: 124
Jan-Jun 2023: 790
Dispositions Trending: ▼

Circuit/Court ID: 16 216079
Type of Case: Dispositions
2024 Average Month: 114
Jan-Jun 2024 : 681
Overall AVG. Month: 120

Monthly Dispositions Summary



Jan --- Jun Dispositions



Dispositions by Division

Divisions		Jan	Feb	Mar	Apr	May	Jun	Jul	Aug	Sep	Oct	Nov	Dec	Thru Jun	% Change	Total
Total	2024	138	133	119	138	24	129	-	-	-	-	-	-	681	-14%	681
	2023	138	126	165	133	114	114	105	123	121	129	110	109	790	▼	1,487
Civil	2024	15	10	9	9	5	10	-	-	-	-	-	-	58	-54%	58
	2023	10	5	14	56	31	11	10	21	10	21	7	18	127	▼	214
Criminal	2024	44	50	45	50	8	35	-	-	-	-	-	-	232	-1%	232
	2023	50	53	56	19	23	33	19	64	19	48	21	5	234	▼	410
Concealed Handgun Permits	2024	67	58	51	54	-	70	-	-	-	-	-	-	300	-4%	300
	2023	66	57	76	32	40	43	55	19	80	32	68	15	314	▼	583
Miscellaneous/ Other	2024	12	15	14	23	11	14	-	-	-	-	-	-	89	-23%	89
	2023	12	11	19	26	20	27	21	19	12	28	14	71	115	▼	280
Others	2024	-	-	-	2	-	-	-	-	-	-	-	-	2	2	2
	2023	-	-	-	-	-	-	-	-	-	-	-	-	0	↔	0

Dispositions by Case Category

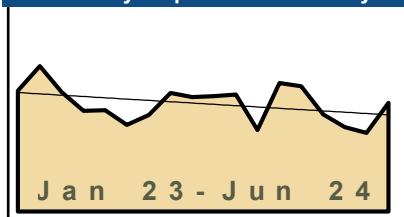
Case Categories		Jan	Feb	Mar	Apr	May	Jun	Jul	Aug	Sep	Oct	Nov	Dec	Thru Jun	% Change	Total
Administrative Law	2024	-	1	-	-	-	-	-	-	-	-	-	-	1	-67%	1
	2023	-	1	-	1	-	1	-	-	-	-	-	1	3	▼	4
Contested Divorce	2024	1	1	-	4	2	1	-	-	-	-	-	-	9	-40%	9
	2023	-	1	2	7	4	1	3	3	-	2	-	-	15	▼	23
Domestic and Family - Level 1	2024	5	1	3	-	-	-	-	-	-	-	-	-	9	-36%	9
	2023	2	-	4	3	5	-	2	11	-	1	1	11	14	▼	40
Domestic and Family - Level 2	2024	1	1	-	1	-	-	-	-	-	-	-	-	3	50%	3
	2023	-	-	-	-	1	1	-	1	-	-	-	-	2	▲	3
Felonies and Related Matters	2024	31	40	25	38	6	24	-	-	-	-	-	-	164	6%	164
	2023	34	31	39	9	14	28	11	47	16	23	17	2	155	▲	271
General Civil - Level 1	2024	-	-	1	-	-	-	-	-	-	-	-	-	1	-50%	1
	2023	-	-	1	1	-	-	-	-	1	1	-	1	2	▼	5
General Civil - Level 2	2024	1	-	2	-	2	2	-	-	-	-	-	-	7	-82%	7
	2023	3	1	3	20	10	1	2	1	3	5	5	3	38	▼	57
General Civil - Level 3	2024	-	2	-	1	-	3	-	-	-	-	-	-	6	-45%	6
	2023	1	-	-	6	4	-	1	1	2	2	-	1	11	▼	18
Miscellaneous Civil	2024	74	61	57	72	8	79	-	-	-	-	-	-	351	-12%	351
	2023	78	65	93	48	53	64	71	25	90	54	80	20	401	▼	741
Misdemeanor	2024	10	10	11	10	2	10	-	-	-	-	-	-	53	-18%	53
	2023	14	17	17	6	9	2	7	17	3	24	4	3	65	▼	123
Other	2024	5	12	9	7	3	4	-	-	-	-	-	-	40	100%	40
	2023	-	2	1	4	3	10	4	12	4	5	2	66	20	▲	113
Other Criminally Related Matters	2024	3	-	9	2	-	1	-	-	-	-	-	-	15	-6%	15
	2023	3	5	-	4	-	4	1	-	-	2	-	-	16	▼	19
Probates/Wills & Trusts - Level 1	2024	-	-	-	-	-	-	-	-	-	-	-	-	0	-100%	0
	2023	-	-	-	-	2	-	-	1	-	-	-	-	2	▼	3
Probates/Wills & Trusts - Level 2	2024	1	-	-	-	-	-	-	-	-	-	-	-	1	-67%	1
	2023	-	-	2	1	-	-	-	-	-	-	-	-	3	▼	3
Protective Orders	2024	1	-	-	-	-	-	-	-	-	-	-	-	1	1	1
	2023	-	-	-	-	-	-	-	-	-	-	-	-	0	↔	0
Uncontested Divorce	2024	5	4	2	3	1	5	-	-	-	-	-	-	20	-53%	20
	2023	3	3	3	23	9	2	3	4	2	10	1	1	43	▼	64

Dashboard

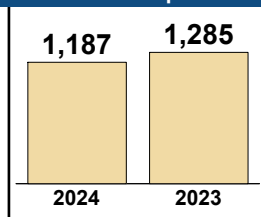
Court: Louisa Circuit
Start/End Date: Jan-23 / Jun-24
2023 Average Month: 209
Jan-Jun 2023: 1,285
Dispositions Trending: ▼

Circuit/Court ID: 16 216109
Type of Case: Dispositions
2024 Average Month: 198
Jan-Jun 2024 : 1,187
Overall AVG. Month: 205

Monthly Dispositions Summary



Jan --- Jun Dispositions

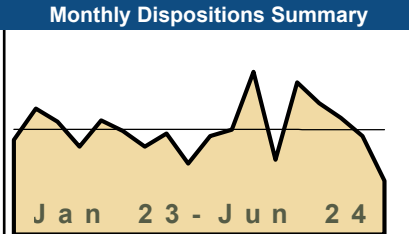


Dispositions by Division

Divisions		Jan	Feb	Mar	Apr	May	Jun	Jul	Aug	Sep	Oct	Nov	Dec	Thru Jun	% Change	Total
Total	2024	245	239	185	161	150	207	-	-	-	-	-	-	1,187	-8%	1,187
	2023	230	277	228	192	193	165	184	226	218	220	223	155	1,285	▼	2,511
Civil	2024	10	18	17	16	20	19	-	-	-	-	-	-	100	-14%	100
	2023	26	19	19	17	17	18	23	21	10	17	19	26	116	▼	232
Criminal	2024	67	89	63	36	59	77	-	-	-	-	-	-	391	-3%	391
	2023	67	66	64	68	63	75	61	93	117	101	76	54	403	▼	905
Concealed Handgun Permits	2024	122	102	84	98	60	100	-	-	-	-	-	-	566	3%	566
	2023	90	159	99	82	80	39	79	80	58	60	100	40	549	▲	966
Miscellaneous/ Other	2024	46	30	21	10	11	11	-	-	-	-	-	-	129	-41%	129
	2023	47	33	46	25	33	33	21	32	33	42	28	35	217	▼	408
Others	2024	-	-	-	1	-	-	-	-	-	-	-	-	1	1	1
	2023	-	-	-	-	-	-	-	-	-	-	-	-	0	↔	0

Dispositions by Case Category

Case Categories		Jan	Feb	Mar	Apr	May	Jun	Jul	Aug	Sep	Oct	Nov	Dec	Thru Jun	% Change	Total
Administrative Law	2024	-	-	1	-	-	-	-	-	-	-	-	-	1	0%	1
	2023	-	1	-	-	-	-	-	-	-	-	-	-	1	↔	1
Capital Murder	2024	-	1	-	-	-	1	-	-	-	-	-	-	2	2	2
	2023	-	-	-	-	-	-	-	-	1	-	-	-	0	↔	1
Contested Divorce	2024	1	1	1	2	-	3	-	-	-	-	-	-	8	-43%	8
	2023	6	2	1	2	2	1	4	7	2	6	6	3	14	▼	42
Domestic and Family - Level 1	2024	-	4	4	1	5	2	-	-	-	-	-	-	16	300%	16
	2023	-	-	-	1	3	-	-	1	-	-	1	3	4	▲	9
Domestic and Family - Level 2	2024	2	-	3	4	1	2	-	-	-	-	-	-	12	200%	12
	2023	1	2	1	-	-	-	1	-	2	1	1	-	4	▲	9
Felonies and Related Matters	2024	51	60	40	29	36	61	-	-	-	-	-	-	277	16%	277
	2023	40	48	33	32	40	46	40	64	110	74	59	32	239	▲	618
General Civil - Level 1	2024	-	-	-	-	-	-	-	-	-	-	-	-	0	-100%	0
	2023	-	-	-	1	-	-	-	-	-	-	-	-	1	▼	1
General Civil - Level 2	2024	3	5	5	-	6	6	-	-	-	-	-	-	25	9%	25
	2023	7	5	2	1	6	2	4	6	2	5	4	5	23	▲	49
General Civil - Level 3	2024	1	2	4	2	3	1	-	-	-	-	-	-	13	0%	13
	2023	2	1	2	3	2	3	5	-	-	-	4	5	13	↔	27
Miscellaneous Civil	2024	134	123	101	108	71	111	-	-	-	-	-	-	648	1%	648
	2023	104	179	117	93	96	54	84	102	73	76	113	49	643	▲	1,140
Misdemeanor	2024	16	23	23	7	20	15	-	-	-	-	-	-	104	-33%	104
	2023	26	17	26	36	22	28	20	26	4	24	13	21	155	▼	263
Other	2024	34	10	-	1	-	-	-	-	-	-	-	-	45	-65%	45
	2023	33	15	28	13	18	22	16	12	17	24	15	27	129	▼	240
Other Criminally Related Matters	2024	1	5	-	-	3	-	-	-	-	-	-	-	9	-18%	9
	2023	2	1	5	-	1	2	1	3	2	3	4	1	11	▼	25
Probates/Wills & Trusts - Level 1	2024	-	1	-	-	-	-	-	-	-	-	-	-	1	1	1
	2023	-	-	-	-	-	-	-	-	-	-	-	-	0	↔	0
Probates/Wills & Trusts - Level 2	2024	1	-	-	1	-	-	-	-	-	-	-	-	2	-71%	2
	2023	-	1	4	2	-	-	1	1	1	1	-	4	7	▼	15
Uncontested Divorce	2024	1	4	3	6	5	5	-	-	-	-	-	-	24	-41%	24
	2023	9	5	9	8	3	7	8	4	4	6	3	5	41	▼	71

Dashboard		Monthly Dispositions Summary		Jan --- Jun Dispositions					
<p>Court: Madison Circuit Start/End Date: Jan-23 / Jun-24 2023 Average Month: 80 Jan-Jun 2023: 487 Dispositions Trending: ↔</p>	<p>Circuit/Court ID: 16 216113 Type of Case: Dispositions 2024 Average Month:80 Jan-Jun 2024 : 478 Overall AVG. Month: 80</p>			<table border="1" style="margin: auto;"> <tr> <td style="text-align: center; width: 50px;">478</td> <td style="text-align: center; width: 50px;">487</td> </tr> <tr> <td style="text-align: center;">2024</td> <td style="text-align: center;">2023</td> </tr> </table>		478	487	2024	2023
478	487								
2024	2023								

Dispositions by Division																
Divisions		Jan	Feb	Mar	Apr	May	Jun	Jul	Aug	Sep	Oct	Nov	Dec	Thru Jun	% Change	Total
Total	2024	57	116	100	89	75	41	-	-	-	-	-	-	478	-2%	478
	2023	72	96	86	67	87	79	67	77	54	75	80	124	487	▼	964
Civil	2024	10	7	4	7	7	5	-	-	-	-	-	-	40	0%	40
	2023	2	5	4	8	11	10	4	8	2	2	5	4	40	↔	65
Criminal	2024	22	47	6	24	20	12	-	-	-	-	-	-	131	26%	131
	2023	18	12	24	7	26	17	18	13	28	7	26	21	104	▲	217
Concealed Handgun Permits	2024	2	45	65	38	33	14	-	-	-	-	-	-	197	-21%	197
	2023	37	60	42	44	33	34	16	30	4	53	38	36	250	▼	427
Miscellaneous/ Other	2024	23	17	25	20	15	10	-	-	-	-	-	-	110	18%	110
	2023	15	19	16	8	17	18	29	26	20	13	11	63	93	▲	255

Dispositions by Case Category																
Case Categories		Jan	Feb	Mar	Apr	May	Jun	Jul	Aug	Sep	Oct	Nov	Dec	Thru Jun	% Change	Total
Administrative Law	2024	-	-	-	-	-	-	-	-	-	-	-	-	0	-100%	0
	2023	-	-	-	1	-	-	-	-	-	1	-	-	-	1	▼
Contested Divorce	2024	2	-	-	1	1	-	-	-	-	-	-	-	4	33%	4
	2023	-	-	-	1	1	1	-	-	-	-	-	-	-	3	▲
Domestic and Family - Level 1	2024	-	3	1	1	1	-	-	-	-	-	-	-	6	50%	6
	2023	-	-	1	-	1	2	1	-	-	-	-	3	1	4	▲
Domestic and Family - Level 2	2024	-	-	-	1	2	-	-	-	-	-	-	-	3	0%	3
	2023	-	1	1	1	-	-	-	-	-	-	-	-	-	3	↔
Felonies and Related Matters	2024	10	23	4	14	13	9	-	-	-	-	-	-	73	7%	73
	2023	12	4	16	4	19	13	12	11	19	5	14	14	68	▲	143
General Civil - Level 2	2024	3	-	2	2	1	2	-	-	-	-	-	-	10	-17%	10
	2023	-	-	-	3	7	2	2	3	-	-	-	2	1	12	▼
General Civil - Level 3	2024	2	2	1	-	-	1	-	-	-	-	-	-	6	-25%	6
	2023	1	3	1	1	1	1	-	5	1	2	-	1	8	▼	17
Miscellaneous Civil	2024	9	48	72	48	36	20	-	-	-	-	-	-	233	-18%	233
	2023	40	66	45	50	43	41	29	39	9	61	39	40	285	▼	502
Misdemeanor	2024	12	24	1	9	7	3	-	-	-	-	-	-	56	65%	56
	2023	6	7	7	3	7	4	5	2	6	1	12	6	34	▲	66
Other	2024	17	14	18	10	12	5	-	-	-	-	-	-	76	29%	76
	2023	12	12	13	3	7	12	16	16	15	5	10	59	59	▲	180
Other Criminally Related Matters	2024	-	-	1	1	-	-	-	-	-	-	-	-	2	0%	2
	2023	-	1	1	-	-	-	-	1	-	3	1	-	1	2	↔
Probates/Wills & Trusts - Level 2	2024	-	-	-	-	-	-	-	-	-	-	-	-	0	-100%	0
	2023	-	-	-	-	1	1	-	-	-	-	-	-	2	▼	2
Uncontested Divorce	2024	2	2	-	2	2	1	-	-	-	-	-	-	9	50%	9
	2023	1	2	1	-	-	2	1	1	-	-	-	1	6	▲	9

CPSS-CCMS-10.11 CASELOAD STATISTICS OF THE CIRCUIT COURTS

Orange

January 2023 -- June 2024 Dispositions

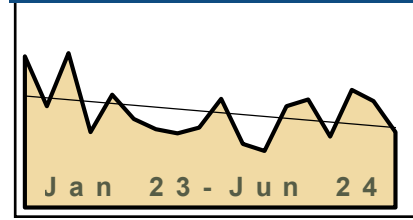
Alexandria and Fairfax Circuit are not Included in State Totals

Dashboard

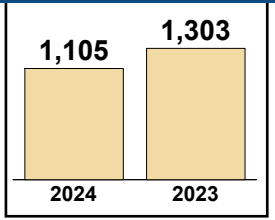
Court: Orange Circuit
Start/End Date: Jan-23 / Jun-24
2023 Average Month: 182
Jan-Jun 2023: 1,303
Dispositions Trending: ▼

Circuit/Court ID: 16 216137
Type of Case: Dispositions
2024 Average Month: 184
Jan-Jun 2024 : 1,105
Overall AVG. Month: 183

Monthly Dispositions Summary



Jan --- Jun Dispositions



Dispositions by Division

Divisions		Jan	Feb	Mar	Apr	May	Jun	Jul	Aug	Sep	Oct	Nov	Dec	Thru Jun	% Change	Total
Total	2024	193	206	135	224	203	144	-	-	-	-	-	-	1,105	-15%	1,105
	2023	288	193	294	144	215	169	149	141	152	207	121	108	1,303	▼	2,181
Civil	2024	34	15	12	18	29	19	-	-	-	-	-	-	127	-7%	127
	2023	22	19	19	35	26	16	20	11	17	20	27	5	137	▼	237
Criminal	2024	66	73	57	110	62	92	-	-	-	-	-	-	460	3%	460
	2023	73	91	111	48	72	51	51	73	45	89	42	58	446	▲	804
Concealed Handgun Permits	2024	74	105	57	85	90	21	-	-	-	-	-	-	432	-30%	432
	2023	176	67	144	37	95	95	47	46	76	88	51	37	614	▼	959
Miscellaneous/ Other	2024	18	13	9	11	22	12	-	-	-	-	-	-	85	-19%	85
	2023	17	16	19	24	22	7	31	11	14	10	1	8	105	▼	180
Others	2024	1	-	-	-	-	-	-	-	-	-	-	-	1	0%	1
	2023	-	-	1	-	-	-	-	-	-	-	-	-	1	↔	1

Dispositions by Case Category

Case Categories		Jan	Feb	Mar	Apr	May	Jun	Jul	Aug	Sep	Oct	Nov	Dec	Thru Jun	% Change	Total
Administrative Law	2024	-	-	-	-	-	1	-	-	-	-	-	-	1	1	1
	2023	-	-	-	-	-	-	-	-	-	-	-	1	0	↔	1
Contested Divorce	2024	5	3	1	2	2	1	-	-	-	-	-	-	14	-13%	14
	2023	3	3	2	3	3	2	2	4	3	3	4	3	16	▼	35
Domestic and Family - Level 1	2024	15	6	2	3	1	-	-	-	-	-	-	-	27	108%	27
	2023	3	-	2	5	-	3	4	-	2	1	5	-	13	▲	25
Domestic and Family - Level 2	2024	-	-	1	1	1	1	-	-	-	-	-	-	4	-20%	4
	2023	2	-	-	1	2	-	2	-	2	4	-	-	5	▼	13
Felonies and Related Matters	2024	52	55	41	76	41	65	-	-	-	-	-	-	330	-7%	330
	2023	55	82	79	37	61	39	36	54	38	67	24	38	353	▼	610
General Civil - Level 1	2024	-	-	-	-	-	-	-	-	-	-	-	-	0	-100%	0
	2023	-	-	2	1	1	-	-	-	-	-	-	1	4	▼	5
General Civil - Level 2	2024	1	1	1	5	8	2	-	-	-	-	-	-	18	-38%	18
	2023	1	7	4	8	8	1	2	5	4	5	2	1	29	▼	48
General Civil - Level 3	2024	5	2	1	1	8	2	-	-	-	-	-	-	19	-24%	19
	2023	6	3	4	8	3	1	3	1	-	3	4	1	25	▼	37
Miscellaneous Civil	2024	89	118	64	94	109	32	-	-	-	-	-	-	506	-27%	506
	2023	190	76	158	54	114	102	77	55	88	97	51	41	694	▼	1,103
Misdemeanor	2024	13	17	15	32	18	24	-	-	-	-	-	-	119	38%	119
	2023	17	8	30	11	8	12	14	17	3	21	17	21	86	▲	179
Other	2024	1	-	-	1	-	1	-	-	-	-	-	-	3	-40%	3
	2023	-	-	2	1	2	-	-	-	1	-	1	1	5	▼	8
Other Criminally Related Matters	2024	1	1	1	2	3	3	-	-	-	-	-	-	11	57%	11
	2023	1	1	2	-	3	-	1	2	4	1	1	-	7	▲	16
Probates/Wills & Trusts - Level 1	2024	-	-	-	-	-	-	-	-	-	-	-	-	0	0	0
	2023	-	-	-	-	-	-	-	-	1	-	-	-	0	↔	1
Probates/Wills & Trusts - Level 2	2024	-	-	-	-	-	1	-	-	-	-	-	-	1	-89%	1
	2023	-	1	-	3	2	3	-	-	-	2	3	-	9	▼	14
Uncontested Divorce	2024	11	3	8	7	12	11	-	-	-	-	-	-	52	-9%	52
	2023	10	12	9	12	8	6	8	3	6	3	8	1	57	▼	86

This report reflects data in the case management system. Numbers will update accordingly as reports are refreshed and posted.

Dashboard		Monthly Dispositions Summary		Jan --- Jun Dispositions					
<p>Court: Charlottesville Circuit Start/End Date: Jan-23 / Jun-24 2023 Average Month: 92 Jan-Jun 2023: 568 Dispositions Trending: ▼</p>	<p>Circuit/Court ID: 16 216540 Type of Case: Dispositions 2024 Average Month: 89 Jan-Jun 2024 : 532 Overall AVG. Month: 91</p>	<p style="font-weight: bold; font-size: 1.2em;">Jan 23 - Jun 24</p>		<table border="1" style="margin: auto;"> <tr> <td style="text-align: center; font-weight: bold; font-size: 1.5em;">532</td> <td style="text-align: center; font-weight: bold; font-size: 1.5em;">568</td> </tr> <tr> <td style="text-align: center;">2024</td> <td style="text-align: center;">2023</td> </tr> </table>		532	568	2024	2023
532	568								
2024	2023								


Dispositions by Division																
Divisions		Jan	Feb	Mar	Apr	May	Jun	Jul	Aug	Sep	Oct	Nov	Dec	Thru Jun	% Change	Total
Total	2024	84	84	89	95	108	72	-	-	-	-	-	-	532	-6%	532
	2023	106	62	148	78	99	75	100	89	69	124	85	68	568	▼	1,103
Civil	2024	18	9	18	22	26	11	-	-	-	-	-	-	104	-5%	104
	2023	18	19	17	13	18	24	14	8	20	31	10	12	109	▼	204
Criminal	2024	34	36	50	40	38	29	-	-	-	-	-	-	227	-21%	227
	2023	70	12	86	43	41	35	62	40	29	68	35	30	287	▼	551
Concealed Handgun Permits	2024	15	18	11	11	21	19	-	-	-	-	-	-	95	20%	95
	2023	11	18	20	10	17	3	8	18	4	14	18	21	79	▲	162
Miscellaneous/ Other	2024	17	21	10	22	23	13	-	-	-	-	-	-	106	14%	106
	2023	7	13	25	12	23	13	16	23	16	11	22	5	93	▲	186

Dispositions by Case Category																
Case Categories		Jan	Feb	Mar	Apr	May	Jun	Jul	Aug	Sep	Oct	Nov	Dec	Thru Jun	% Change	Total
Administrative Law	2024	-	-	-	1	-	-	-	-	-	-	-	-	1	1	1
	2023	-	-	-	-	-	-	-	-	-	-	-	-	0	↔	0
Contested Divorce	2024	4	1	2	4	2	1	-	-	-	-	-	-	14	8%	14
	2023	1	4	2	4	2	-	3	2	2	-	1	1	13	▲	22
Domestic and Family - Level 1	2024	-	1	1	4	17	1	-	-	-	-	-	-	24	243%	24
	2023	1	3	-	1	1	1	-	-	6	-	-	-	7	▲	13
Domestic and Family - Level 2	2024	-	-	1	5	-	-	-	-	-	-	-	-	6	-50%	6
	2023	1	-	3	-	3	5	-	1	2	2	-	-	12	▼	17
Felonies and Related Matters	2024	27	25	33	29	24	22	-	-	-	-	-	-	160	-23%	160
	2023	47	9	69	31	28	24	49	23	24	54	22	23	208	▼	403
General Civil	2024	-	1	-	-	-	-	-	-	-	-	-	-	1	1	1
	2023	-	-	-	-	-	-	-	-	-	-	-	-	0	↔	0
General Civil - Level 1	2024	1	1	-	-	1	-	-	-	-	-	-	-	3	-25%	3
	2023	2	1	-	-	-	1	-	1	1	1	-	1	4	▼	8
General Civil - Level 2	2024	2	3	6	3	1	1	-	-	-	-	-	-	16	-41%	16
	2023	5	5	5	4	5	3	2	4	8	13	8	5	27	▼	67
General Civil - Level 3	2024	3	3	-	-	3	1	-	-	-	-	-	-	10	-33%	10
	2023	3	-	3	2	2	5	-	2	1	4	2	1	15	▼	25
Miscellaneous Civil	2024	32	33	20	32	42	31	-	-	-	-	-	-	190	12%	190
	2023	18	31	44	20	40	16	25	37	18	24	37	26	169	▲	336
Misdemeanor	2024	5	6	12	11	13	5	-	-	-	-	-	-	52	-20%	52
	2023	23	3	15	9	8	7	10	9	2	10	10	8	65	▼	114
Other	2024	-	-	1	-	-	-	-	-	-	-	-	-	1	1	1
	2023	-	-	-	-	-	-	-	-	-	-	1	-	0	↔	1
Other Criminally Related Matters	2024	3	5	5	-	1	2	-	-	-	-	-	-	16	7%	16
	2023	1	-	2	3	5	4	3	8	3	5	3	-	15	▲	37
Probates/Wills & Trusts - Level 1	2024	-	-	-	-	-	-	-	-	-	-	-	-	0	0	0
	2023	-	-	-	-	-	-	1	-	-	-	-	-	0	↔	1
Probates/Wills & Trusts - Level 2	2024	2	-	-	-	1	3	-	-	-	-	-	-	6	50%	6
	2023	-	1	2	1	-	-	2	-	-	3	-	-	4	▲	9
Protective Orders	2024	-	2	-	-	-	-	-	-	-	-	-	-	2	2	2
	2023	-	-	-	-	-	-	-	-	-	-	-	-	0	↔	0
Uncontested Divorce	2024	5	3	8	6	3	5	-	-	-	-	-	-	30	3%	30
	2023	4	5	3	3	5	9	5	2	2	7	2	3	29	▲	50

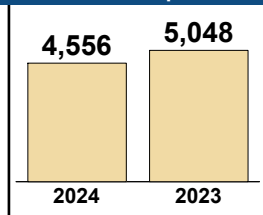
Dashboard

Court: Arlington Circuit
Start/End Date: Jan-23 / Jun-24
2023 Average Month: 780
Jan-Jun 2023: 5,048
Dispositions Trending: ▼
Circuit/Court ID: 17 217013
Type of Case: Dispositions
2024 Average Month: 759
Jan-Jun 2024 : 4,556
Overall AVG. Month: 773

Monthly Dispositions Summary



Jan --- Jun Dispositions



Dispositions by Division

Table with 17 columns: Divisions, Jan, Feb, Mar, Apr, May, Jun, Jul, Aug, Sep, Oct, Nov, Dec, Thru Jun, % Change, Total. Rows include Total, Civil, Criminal, Concealed Handgun Permits, Miscellaneous/Other, and Others.

Dispositions by Case Category


Table with 17 columns: Case Categories, Jan, Feb, Mar, Apr, May, Jun, Jul, Aug, Sep, Oct, Nov, Dec, Thru Jun, % Change, Total. Rows include Administrative Law, Contested Divorce, Domestic and Family - Level 1/2, Felonies and Related Matters, General Civil - Level 1/2/3, Miscellaneous Civil, Misdemeanor, Other, Other Criminally Related Matters, Probates/Wills & Trusts - Level 1/2, and Uncontested Divorce.

Dashboard

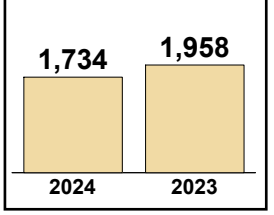
Court: Fauquier Circuit
 Start/End Date: Jan-23 / Jun-24
 2023 Average Month: 315
 Jan-Jun 2023: 1,958
 Dispositions Trending: ▼

Circuit/Court ID: 20 220061
 Type of Case: Dispositions
 2024 Average Month: 289
 Jan-Jun 2024 : 1,734
 Overall AVG. Month: 306

Monthly Dispositions Summary



Jan --- Jun Dispositions



Dispositions by Division

Divisions	Jan	Feb	Mar	Apr	May	Jun	Jul	Aug	Sep	Oct	Nov	Dec	Thru Jun	% Change	Total
Total	314	303	284	317	304	212	-	-	-	-	-	-	1,734	-11%	1,734
2023	367	358	348	291	264	330	275	303	256	274	260	452	1,958	▼	3,778
Civil	61	38	30	49	55	27	-	-	-	-	-	-	260	-3%	260
2023	42	45	34	42	48	57	48	51	43	39	34	24	268	▼	507
Criminal	56	76	80	68	80	62	-	-	-	-	-	-	422	1%	422
2023	80	71	57	59	68	82	71	70	59	54	70	59	417	▲	800
Concealed Handgun Permits	122	141	140	161	120	89	-	-	-	-	-	-	773	-18%	773
2023	174	183	193	150	103	138	104	112	94	129	116	143	941	▼	1,639
Miscellaneous/ Other	75	48	34	39	49	34	-	-	-	-	-	-	279	-16%	279
2023	71	59	64	40	45	53	50	69	60	52	40	225	332	▼	828
Others	-	-	-	-	-	-	-	-	-	-	-	-	0	0	0
2023	-	-	-	-	-	-	2	1	-	-	-	1	0	↔	4

Dispositions by Case Category

Case Categories	Jan	Feb	Mar	Apr	May	Jun	Jul	Aug	Sep	Oct	Nov	Dec	Thru Jun	% Change	Total
Administrative Law	-	1	-	-	-	-	-	-	-	-	-	-	1	0%	1
2023	-	-	-	1	-	-	2	-	-	-	-	-	1	↔	3
Contested Divorce	3	4	1	6	7	4	-	-	-	-	-	-	25	14%	25
2023	3	3	4	2	5	5	1	3	2	3	7	4	22	▲	42
Domestic and Family - Level 1	6	5	6	9	26	-	-	-	-	-	-	-	52	16%	52
2023	4	3	-	11	11	16	7	2	14	5	1	3	45	▲	77
Domestic and Family - Level 2	7	1	-	-	2	-	-	-	-	-	-	-	10	-23%	10
2023	4	2	1	-	-	6	2	2	3	4	1	2	13	▼	27
Felonies and Related Matters	36	54	58	39	54	40	-	-	-	-	-	-	281	4%	281
2023	57	42	45	30	52	45	39	44	39	29	45	40	271	▲	507
General Civil - Level 1	-	-	2	-	-	-	-	-	-	-	-	-	2	-60%	2
2023	1	1	-	1	-	2	-	-	-	1	2	-	5	▼	8
General Civil - Level 2	13	8	11	16	6	10	-	-	-	-	-	-	64	-24%	64
2023	15	17	15	11	15	11	13	18	10	9	11	8	84	▼	153
General Civil - Level 3	11	6	5	3	1	1	-	-	-	-	-	-	27	8%	27
2023	5	3	4	3	4	6	9	8	5	3	8	1	25	▲	59
Miscellaneous Civil	158	167	163	183	143	109	-	-	-	-	-	-	923	-17%	923
2023	206	220	227	170	132	163	137	151	120	158	133	156	1,118	▼	1,973
Misdemeanor	15	16	16	19	18	13	-	-	-	-	-	-	97	9%	97
2023	15	22	7	12	8	25	17	19	13	20	15	15	89	▲	188
Other	38	22	10	17	25	13	-	-	-	-	-	-	125	-7%	125
2023	37	21	24	13	16	24	15	28	31	21	18	212	135	▼	460
Other Criminally Related Matters	5	6	6	10	8	9	-	-	-	-	-	-	44	-25%	44
2023	10	7	5	17	8	12	15	7	7	5	11	5	59	▼	109
Probates/Wills & Trusts - Level 1	3	1	-	-	-	-	-	-	-	-	-	-	4	300%	4
2023	-	1	-	-	-	-	-	1	-	1	1	-	1	▲	4
Probates/Wills & Trusts - Level 2	2	4	-	-	7	1	-	-	-	-	-	-	14	8%	14
2023	4	5	1	1	1	1	8	6	1	6	1	2	13	▲	37
Protective Orders	1	1	-	1	-	-	-	-	-	-	-	-	3	-70%	3
2023	1	1	1	1	-	6	1	1	5	-	1	2	10	▼	20
Uncontested Divorce	16	7	6	14	7	12	-	-	-	-	-	-	62	-7%	62
2023	5	10	14	18	12	8	9	13	6	9	5	2	67	▼	111

CPSS-CCMS-10.11 CASELOAD STATISTICS OF THE CIRCUIT COURTS

Loudoun

January 2023 -- June 2024 Dispositions

Alexandria and Fairfax Circuit are not Included in State Totals

Dashboard	Monthly Dispositions Summary	Jan --- Jun Dispositions				
<p>Court: Loudoun Circuit Start/End Date: Jan-23 / Jun-24 2023 Average Month: 1,025 Jan-Jun 2023: 6,331 Dispositions Trending: ▼</p> <p>Circuit/Court ID: 20 220107 Type of Case: Dispositions 2024 Average Month: 924 Jan-Jun 2024 : 5,543 Overall AVG. Month: 991</p>	<p>Jan 23 - Jun 24</p>	<table border="1" style="margin: auto;"> <tr> <td style="text-align: center;">5,543</td> <td style="text-align: center;">6,331</td> </tr> <tr> <td style="text-align: center;">2024</td> <td style="text-align: center;">2023</td> </tr> </table>	5,543	6,331	2024	2023
5,543	6,331					
2024	2023					

Dispositions by Division																
Divisions		Jan	Feb	Mar	Apr	May	Jun	Jul	Aug	Sep	Oct	Nov	Dec	Thru Jun	% Change	Total
Total	2024	871	919	984	960	841	968	-	-	-	-	-	-	5,543	-12%	5,543
	2023	1,104	829	1,268	1,249	983	898	785	1,047	807	847	905	1,577	6,331	▼	12,299
Civil	2024	105	143	124	174	130	185	-	-	-	-	-	-	861	-24%	861
	2023	244	160	253	149	155	168	180	261	148	153	190	177	1,129	▼	2,238
Criminal	2024	126	158	151	132	164	123	-	-	-	-	-	-	854	1%	854
	2023	133	104	208	131	121	149	105	139	93	117	132	126	846	▲	1,558
Concealed Handgun Permits	2024	271	286	322	306	229	264	-	-	-	-	-	-	1,678	-19%	1,678
	2023	367	363	429	363	259	284	216	251	233	257	277	304	2,065	▼	3,603
Miscellaneous/Other	2024	367	326	387	346	314	395	-	-	-	-	-	-	2,135	-7%	2,135
	2023	360	200	377	605	448	297	283	385	329	320	304	965	2,287	▼	4,873
Others	2024	2	6	-	2	4	1	-	-	-	-	-	-	15	275%	15
	2023	-	2	1	1	-	-	1	11	4	-	2	5	4	▲	27

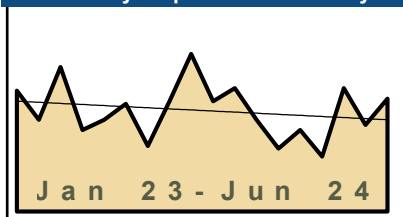
Dispositions by Case Category																
Case Categories		Jan	Feb	Mar	Apr	May	Jun	Jul	Aug	Sep	Oct	Nov	Dec	Thru Jun	% Change	Total
Administrative Law	2024	-	1	1	-	1	2	-	-	-	-	-	-	5	-38%	5
	2023	4	-	1	3	-	-	-	-	-	-	-	-	8	▼	8
Capital Murder	2024	-	-	-	-	-	-	-	-	-	-	-	-	0	-100%	0
	2023	-	-	-	2	-	-	-	-	-	-	-	-	2	▼	2
Contested Divorce	2024	11	22	20	16	23	10	-	-	-	-	-	-	102	-28%	102
	2023	24	19	24	25	28	21	29	20	17	22	21	26	141	▼	276
Domestic and Family - Level 1	2024	4	14	10	17	8	42	-	-	-	-	-	-	95	-31%	95
	2023	25	21	38	9	17	27	26	91	22	12	11	23	137	▼	322
Domestic and Family - Level 2	2024	3	6	8	11	8	10	-	-	-	-	-	-	46	-26%	46
	2023	12	8	11	6	17	8	12	16	9	5	24	8	62	▼	136
Felonies and Related Matters	2024	72	66	72	78	88	97	-	-	-	-	-	-	473	16%	473
	2023	63	53	108	43	80	61	54	87	45	47	49	36	408	▲	726
General Civil - Level 1	2024	1	2	2	3	1	4	-	-	-	-	-	-	13	-38%	13
	2023	5	1	7	1	4	3	-	3	1	2	2	1	21	▼	30
General Civil - Level 2	2024	38	41	33	56	35	41	-	-	-	-	-	-	244	-30%	244
	2023	98	49	80	40	41	40	44	60	37	40	43	51	348	▼	623
General Civil - Level 3	2024	10	13	10	11	18	15	-	-	-	-	-	-	77	-35%	77
	2023	37	13	18	19	18	13	8	17	17	16	21	12	118	▼	209
Miscellaneous Civil	2024	388	408	482	455	362	450	-	-	-	-	-	-	2,545	-29%	2,545
	2023	649	536	643	814	488	444	365	482	380	377	397	420	3,574	▼	5,995
Misdemeanor	2024	25	23	32	24	31	17	-	-	-	-	-	-	152	10%	152
	2023	21	17	39	20	18	23	26	12	25	26	26	23	138	▲	276
Other	2024	238	194	214	180	167	201	-	-	-	-	-	-	1,194	86%	1,194
	2023	41	16	143	134	185	122	120	145	163	180	184	835	641	▲	2,268
Other Criminally Related Matters	2024	31	69	47	30	46	10	-	-	-	-	-	-	233	-23%	233
	2023	53	35	62	66	23	65	25	40	23	44	58	67	304	▼	561
Probates/Wills & Trusts - Level 1	2024	1	-	-	1	-	1	-	-	-	-	-	-	3	0%	3
	2023	-	1	1	-	-	1	-	-	-	3	-	1	3	↔	7
Probates/Wills & Trusts - Level 2	2024	6	14	8	9	3	7	-	-	-	-	-	-	47	-15%	47
	2023	7	10	14	6	10	8	14	11	3	13	10	4	55	▼	110
Uncontested Divorce	2024	43	46	45	69	50	61	-	-	-	-	-	-	314	-15%	314
	2023	65	50	79	61	54	62	62	63	65	60	59	70	371	▼	750

This report reflects data in the case management system. Numbers will update accordingly as reports are refreshed and posted.

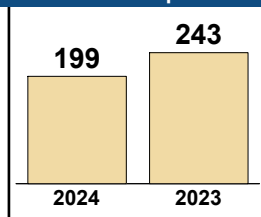
Dashboard

Court: Rappahannock Circuit **Circuit/Court ID:** 20 220157
Start/End Date: Jan-23 / Jun-24 **Type of Case:** Dispositions
2023 Average Month: 41 **2024 Average Month:**33
Jan-Jun 2023: 243 **Jan-Jun 2024 :** 199
Dispositions Trending: ▼ **Overall AVG. Month:** 39

Monthly Dispositions Summary



Jan --- Jun Dispositions



Dispositions by Division

Divisions		Jan	Feb	Mar	Apr	May	Jun	Jul	Aug	Sep	Oct	Nov	Dec	Thru Jun	% Change	Total
Total	2024	24	31	21	47	33	43	-	-	-	-	-	-	199	-18%	199
	2023	46	35	55	31	35	41	25	42	60	42	47	35	243	▼	494
Civil	2024	2	3	1	3	2	2	-	-	-	-	-	-	13	-43%	13
	2023	3	2	4	11	2	1	7	6	11	2	2	4	23	▼	55
Criminal	2024	6	10	7	21	17	25	-	-	-	-	-	-	86	41%	86
	2023	3	10	14	7	7	20	7	8	22	26	29	5	61	▲	158
Concealed Handgun Permits	2024	10	8	11	20	12	14	-	-	-	-	-	-	75	-26%	75
	2023	29	13	30	10	10	9	1	12	23	8	10	13	101	▼	168
Miscellaneous/ Other	2024	6	10	2	3	2	2	-	-	-	-	-	-	25	-57%	25
	2023	11	10	7	3	16	11	10	15	4	6	6	13	58	▼	112
Others	2024	-	-	-	-	-	-	-	-	-	-	-	-	0	0	0
	2023	-	-	-	-	-	-	-	1	-	-	-	-	0	↔	1

Dispositions by Case Category

Case Categories		Jan	Feb	Mar	Apr	May	Jun	Jul	Aug	Sep	Oct	Nov	Dec	Thru Jun	% Change	Total
Administrative Law	2024	-	-	-	-	-	-	-	-	-	-	-	-	0	-100%	0
	2023	-	-	1	-	-	-	-	-	-	-	-	-	1	▼	1
Capital Murder	2024	-	-	-	2	-	-	-	-	-	-	-	-	2	2	2
	2023	-	-	-	-	-	-	-	-	-	-	-	-	0	↔	0
Contested Divorce	2024	-	-	-	-	-	-	-	-	-	-	-	-	0	-100%	0
	2023	-	1	1	-	2	-	-	1	1	-	1	2	4	▼	9
Domestic and Family - Level 1	2024	-	1	-	1	-	-	-	-	-	-	-	-	2	-80%	2
	2023	1	-	-	9	-	-	3	-	-	-	-	-	10	▼	13
Domestic and Family - Level 2	2024	-	-	-	-	-	-	-	-	-	-	-	-	0	-100%	0
	2023	1	-	-	-	-	-	-	-	-	-	-	-	1	▼	1
Felonies and Related Matters	2024	3	5	3	14	10	18	-	-	-	-	-	-	53	33%	53
	2023	3	6	8	5	3	15	5	4	9	19	21	3	40	▲	101
General Civil - Level 2	2024	2	1	-	3	-	1	-	-	-	-	-	-	7	-13%	7
	2023	1	-	3	1	2	1	1	3	-	2	1	2	8	▼	17
General Civil - Level 3	2024	-	-	1	-	1	1	-	-	-	-	-	-	3	-57%	3
	2023	2	1	1	1	1	1	3	2	10	-	-	1	7	▼	23
Miscellaneous Civil	2024	15	15	13	22	14	16	-	-	-	-	-	-	95	-17%	95
	2023	32	17	31	11	13	11	2	17	25	8	14	13	115	▼	194
Misdemeanor	2024	2	3	4	2	6	5	-	-	-	-	-	-	22	10%	22
	2023	-	3	6	2	4	5	2	3	11	4	5	2	20	▲	47
Other	2024	-	3	-	-	-	-	-	-	-	-	-	-	3	-91%	3
	2023	6	5	4	1	9	8	7	7	2	5	1	12	33	▼	67
Other Criminally Related Matters	2024	1	2	-	3	1	2	-	-	-	-	-	-	9	800%	9
	2023	-	1	-	-	-	-	-	1	2	3	3	-	1	▲	10
Probates/Wills & Trusts - Level 2	2024	-	-	-	-	-	-	-	-	-	-	-	-	0	-100%	0
	2023	-	-	-	-	1	-	-	1	-	1	-	-	1	▼	3
Uncontested Divorce	2024	1	1	-	-	1	-	-	-	-	-	-	-	3	50%	3
	2023	-	1	-	1	-	-	2	3	-	-	1	-	2	▲	8

CPSS-CCMS-10.11 CASELOAD STATISTICS OF THE CIRCUIT COURTS

January 2023 -- June 2024 Dispositions

Alexandria and Fairfax Circuit are not Included in State Totals

Dashboard		Monthly Dispositions Summary	Jan --- Jun Dispositions
Court: Henry Circuit Start/End Date: Jan-23 / Jun-24 2023 Average Month: 415 Jan-Jun 2023: 2,762 Dispositions Trending: ▼	Circuit/Court ID: 21 221089 Type of Case: Dispositions 2024 Average Month: 407 Jan-Jun 2024 : 2,440 Overall AVG. Month: 412		

Dispositions by Division																
Divisions		Jan	Feb	Mar	Apr	May	Jun	Jul	Aug	Sep	Oct	Nov	Dec	Thru Jun	% Change	Total
Total	2024	466	417	344	412	381	420	-	-	-	-	-	-	2,440	-12%	2,440
	2023	482	550	391	460	392	487	274	410	442	390	401	303	2,762	▼	4,982
Civil	2024	34	33	43	38	27	19	-	-	-	-	-	-	194	-14%	194
	2023	46	44	38	31	39	28	19	35	37	30	44	26	226	▼	417
Criminal	2024	250	212	151	214	191	221	-	-	-	-	-	-	1,239	-13%	1,239
	2023	242	265	210	211	207	284	117	214	229	207	219	169	1,419	▼	2,574
Concealed Handgun Permits	2024	115	86	85	88	87	115	-	-	-	-	-	-	576	-18%	576
	2023	132	160	85	153	73	102	63	80	104	89	76	47	705	▼	1,164
Miscellaneous/ Other	2024	67	86	64	72	76	64	-	-	-	-	-	-	429	4%	429
	2023	62	81	58	64	73	73	75	81	72	64	62	61	411	▲	826
Others	2024	-	-	1	-	-	1	-	-	-	-	-	-	2	100%	2
	2023	-	-	-	1	-	-	-	-	-	-	-	-	1	▲	1

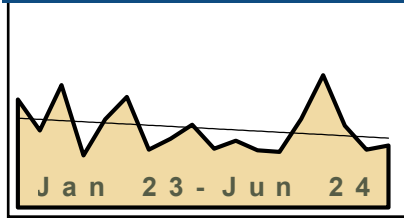
Dispositions by Case Category																
Case Categories		Jan	Feb	Mar	Apr	May	Jun	Jul	Aug	Sep	Oct	Nov	Dec	Thru Jun	% Change	Total
Administrative Law	2024	-	-	-	-	-	-	-	-	-	-	-	-	0	-100%	0
	2023	-	-	1	-	-	-	-	-	-	-	-	-	-	1	▼
Capital Murder	2024	-	-	-	-	1	-	-	-	-	-	-	-	1	1	1
	2023	-	-	-	-	-	-	4	-	-	-	-	-	0	↔	4
Contested Divorce	2024	5	2	11	2	7	3	-	-	-	-	-	-	30	-3%	30
	2023	6	1	9	3	3	9	2	4	5	5	11	2	31	▼	60
Domestic and Family - Level 1	2024	3	3	3	4	6	3	-	-	-	-	-	-	22	-52%	22
	2023	12	16	7	2	8	1	2	3	11	8	1	8	46	▼	79
Domestic and Family - Level 2	2024	2	1	3	1	-	-	-	-	-	-	-	-	7	-36%	7
	2023	4	2	2	1	1	1	1	2	2	5	2	1	11	▼	24
Felonies and Related Matters	2024	169	144	107	163	134	151	-	-	-	-	-	-	868	-14%	868
	2023	173	191	152	156	134	202	71	131	153	146	155	131	1,008	▼	1,795
General Civil - Level 2	2024	8	5	1	4	2	4	-	-	-	-	-	-	24	33%	24
	2023	2	2	3	2	3	6	3	7	5	2	4	1	18	▲	40
General Civil - Level 3	2024	7	6	11	8	2	2	-	-	-	-	-	-	36	9%	36
	2023	5	14	4	4	5	1	2	5	5	3	11	3	33	▲	62
Miscellaneous Civil	2024	141	114	109	118	105	146	-	-	-	-	-	-	733	-13%	733
	2023	148	186	110	184	89	129	95	113	123	114	88	59	846	▼	1,438
Misdemeanor	2024	72	58	26	46	44	65	-	-	-	-	-	-	311	-15%	311
	2023	64	67	55	49	59	74	34	71	67	55	47	33	368	▼	675
Other	2024	42	56	42	41	58	33	-	-	-	-	-	-	272	1%	272
	2023	47	53	32	35	57	44	43	48	52	38	49	48	268	▲	546
Other Criminally Related Matters	2024	9	10	18	5	13	5	-	-	-	-	-	-	60	40%	60
	2023	5	7	3	6	14	8	10	12	9	6	17	6	43	▲	103
Probates/Wills & Trusts - Level 1	2024	-	1	-	1	-	-	-	-	-	-	-	-	2	100%	2
	2023	-	-	1	-	-	-	1	-	2	-	1	-	1	▲	5
Probates/Wills & Trusts - Level 2	2024	1	2	1	7	1	1	-	-	-	-	-	-	13	-24%	13
	2023	5	1	3	2	1	5	-	1	1	2	4	5	17	▼	30
Uncontested Divorce	2024	7	15	12	12	8	7	-	-	-	-	-	-	61	-14%	61
	2023	11	10	9	16	18	7	6	13	7	6	11	6	71	▼	120

Dashboard

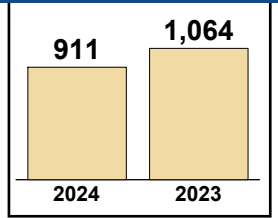
Court: Patrick Circuit
Start/End Date: Jan-23 / Jun-24
2023 Average Month: 151
Jan-Jun 2023: 1,064
Dispositions Trending: ▼

Circuit/Court ID: 21 221141
Type of Case: Dispositions
2024 Average Month: 152
Jan-Jun 2024 : 911
Overall AVG. Month: 151

Monthly Dispositions Summary



Jan --- Jun Dispositions



Dispositions by Division

Divisions		Jan	Feb	Mar	Apr	May	Jun	Jul	Aug	Sep	Oct	Nov	Dec	Thru Jun	% Change	Total
Total	2024	106	169	252	156	110	118	-	-	-	-	-	-	911	-14%	911
	2023	206	147	233	99	168	211	110	131	158	112	127	109	1,064	▼	1,811
Civil	2024	4	11	15	5	6	3	-	-	-	-	-	-	44	-8%	44
	2023	2	6	12	5	11	12	7	9	3	4	2	1	48	▼	74
Criminal	2024	42	90	183	117	77	86	-	-	-	-	-	-	595	-4%	595
	2023	141	112	93	26	112	137	69	70	110	65	91	77	621	▼	1,103
Concealed Handgun Permits	2024	54	66	43	28	18	17	-	-	-	-	-	-	226	-37%	226
	2023	60	25	122	64	37	52	26	49	35	28	26	27	360	▼	551
Miscellaneous/ Other	2024	6	2	11	6	8	12	-	-	-	-	-	-	45	29%	45
	2023	3	4	6	4	8	10	7	3	10	15	8	4	35	▲	82
Others	2024	-	-	-	-	1	-	-	-	-	-	-	-	1	1	1
	2023	-	-	-	-	-	-	1	-	-	-	-	-	0	↔	1


Dispositions by Case Category

Case Categories		Jan	Feb	Mar	Apr	May	Jun	Jul	Aug	Sep	Oct	Nov	Dec	Thru Jun	% Change	Total
Administrative Law	2024	-	-	-	-	-	-	-	-	-	-	-	-	0	-100%	0
	2023	-	-	-	-	-	1	-	-	-	-	-	-	1	▼	1
Contested Divorce	2024	2	4	1	1	1	-	-	-	-	-	-	-	9	-10%	9
	2023	-	1	3	2	4	-	2	3	-	2	1	1	10	▼	19
Domestic and Family - Level 1	2024	-	-	2	2	-	-	-	-	-	-	-	-	4	100%	4
	2023	-	-	-	-	-	2	-	1	-	-	-	-	2	▲	3
Domestic and Family - Level 2	2024	-	-	-	-	-	-	-	-	-	-	-	-	0	-100%	0
	2023	-	-	1	2	-	-	-	-	1	-	-	1	3	▼	5
Felonies and Related Matters	2024	35	59	154	68	39	55	-	-	-	-	-	-	410	-6%	410
	2023	122	61	68	16	69	101	47	40	88	44	62	45	437	▼	763
General Civil - Level 1	2024	1	-	-	-	-	-	-	-	-	-	-	-	1	1	1
	2023	-	-	-	-	-	-	-	-	-	-	-	-	0	↔	0
General Civil - Level 2	2024	-	2	1	-	2	-	-	-	-	-	-	-	5	150%	5
	2023	-	-	1	-	-	1	2	-	1	2	-	-	2	▲	7
General Civil - Level 3	2024	-	2	2	2	1	-	-	-	-	-	-	-	7	-50%	7
	2023	1	2	3	-	2	6	1	-	-	2	-	-	14	▼	17
Miscellaneous Civil	2024	60	68	54	33	25	29	-	-	-	-	-	-	269	-31%	269
	2023	63	29	127	68	44	59	32	52	45	40	34	30	390	▼	623
Misdemeanor	2024	7	23	28	43	18	25	-	-	-	-	-	-	144	-9%	144
	2023	19	39	25	10	32	34	22	17	20	14	23	30	159	▼	285
Other	2024	-	-	-	-	1	-	-	-	-	-	-	-	1	1	1
	2023	-	-	-	-	-	-	1	-	-	-	-	-	0	↔	1
Other Criminally Related Matters	2024	-	8	1	6	20	6	-	-	-	-	-	-	41	58%	41
	2023	-	12	-	-	12	2	-	13	2	7	6	2	26	▲	56
Probates/Wills & Trusts - Level 2	2024	-	1	4	1	-	1	-	-	-	-	-	-	7	-13%	7
	2023	-	1	2	-	3	2	-	-	-	-	-	-	8	▼	8
Uncontested Divorce	2024	1	2	5	-	3	2	-	-	-	-	-	-	13	8%	13
	2023	1	2	3	1	2	3	3	5	1	1	1	-	12	▲	23

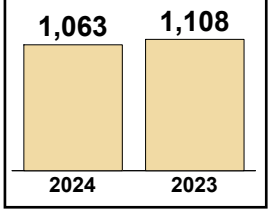
Dashboard

Court: Martinsville Circuit **Circuit/Court ID:** 21 221690
Start/End Date: Jan-23 / Jun-24 **Type of Case:** Dispositions
2023 Average Month: 172 **2024 Average Month:** 177
Jan-Jun 2023: 1,108 **Jan-Jun 2024 :** 1,063
Dispositions Trending: ▼ **Overall AVG. Month:** 174

Monthly Dispositions Summary



Jan --- Jun Dispositions



Dispositions by Division

Divisions		Jan	Feb	Mar	Apr	May	Jun	Jul	Aug	Sep	Oct	Nov	Dec	Thru Jun	% Change	Total
Total	2024	191	225	155	223	136	133	-	-	-	-	-	-	1,063	-4%	1,063
	2023	209	208	244	157	140	150	173	139	171	210	149	114	1,108	▼	2,064
Civil	2024	14	5	15	15	1	4	-	-	-	-	-	-	54	0%	54
	2023	14	5	12	13	5	5	12	9	3	5	7	5	54	↔	95
Criminal	2024	114	147	99	148	77	91	-	-	-	-	-	-	676	-12%	676
	2023	146	165	135	119	91	113	108	82	138	155	101	84	769	▼	1,437
Concealed Handgun Permits	2024	5	19	24	19	16	7	-	-	-	-	-	-	90	-6%	90
	2023	17	14	33	7	13	12	15	11	11	18	10	11	96	▼	172
Miscellaneous/ Other	2024	58	54	17	41	42	31	-	-	-	-	-	-	243	29%	243
	2023	32	24	64	18	31	20	38	37	19	32	31	13	189	▲	359
Others	2024	-	-	-	-	-	-	-	-	-	-	-	-	0	0	0
	2023	-	-	-	-	-	-	-	-	-	-	-	1	0	↔	1

Dispositions by Case Category

Case Categories		Jan	Feb	Mar	Apr	May	Jun	Jul	Aug	Sep	Oct	Nov	Dec	Thru Jun	% Change	Total
Administrative Law	2024	-	-	1	-	-	-	-	-	-	-	-	-	1	0%	1
	2023	-	-	-	-	-	1	-	-	-	-	1	-	1	↔	2
Capital Murder	2024	-	-	-	-	-	-	-	-	-	-	-	-	0	-100%	0
	2023	-	-	1	-	-	-	-	-	-	-	-	-	1	▼	1
Contested Divorce	2024	1	-	2	1	-	-	-	-	-	-	-	-	4	-43%	4
	2023	1	-	1	1	3	1	2	1	1	1	-	-	7	▼	12
Domestic and Family - Level 1	2024	2	-	-	-	-	-	-	-	-	-	-	-	2	-50%	2
	2023	4	-	-	-	-	-	1	-	-	-	-	2	4	▼	7
Domestic and Family - Level 2	2024	1	-	-	-	-	-	-	-	-	-	-	-	1	1	1
	2023	-	-	-	-	-	-	-	-	-	-	-	-	0	↔	0
Felonies and Related Matters	2024	68	76	65	97	43	62	-	-	-	-	-	-	411	-21%	411
	2023	100	103	84	86	68	78	51	45	102	113	62	63	519	▼	955
General Civil - Level 1	2024	-	1	-	2	-	-	-	-	-	-	-	-	3	200%	3
	2023	-	-	-	-	-	1	2	-	-	-	-	-	1	▲	3
General Civil - Level 2	2024	3	1	2	5	1	3	-	-	-	-	-	-	15	50%	15
	2023	1	1	4	3	1	-	3	3	1	1	1	-	10	▲	19
General Civil - Level 3	2024	6	23	2	5	-	-	-	-	-	-	-	-	36	20%	36
	2023	5	2	5	7	10	1	1	6	-	1	3	1	30	▲	42
Miscellaneous Civil	2024	18	27	29	27	19	14	-	-	-	-	-	-	134	2%	134
	2023	24	18	42	11	18	18	25	19	17	25	15	15	131	▲	247
Misdemeanor	2024	37	30	23	39	17	26	-	-	-	-	-	-	172	12%	172
	2023	26	35	28	25	12	27	22	23	28	31	29	11	153	▲	297
Other	2024	44	24	11	30	38	23	-	-	-	-	-	-	170	21%	170
	2023	25	18	54	12	17	14	26	22	13	24	26	10	140	▲	261
Other Criminally Related Matters	2024	9	41	11	12	17	3	-	-	-	-	-	-	93	-3%	93
	2023	20	27	22	8	11	8	35	14	8	11	10	10	96	▼	184
Probates/Wills & Trusts - Level 2	2024	2	-	6	3	-	2	-	-	-	-	-	-	13	63%	13
	2023	2	4	-	2	-	-	-	2	1	2	1	1	8	▲	15
Uncontested Divorce	2024	-	2	3	2	1	-	-	-	-	-	-	-	8	14%	8
	2023	1	-	3	2	-	1	5	4	-	1	1	1	7	▲	19

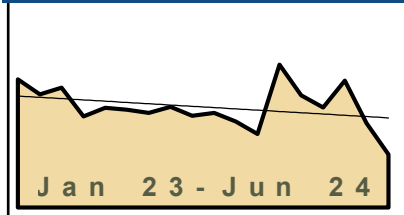
This report reflects data in the case management system. Numbers will update accordingly as reports are refreshed and posted.

Dashboard

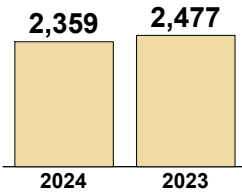
Court: Franklin County Circuit
Start/End Date: Jan-23 / Jun-24
2023 Average Month: 378
Jan-Jun 2023: 2,477
Dispositions Trending: ▼

Circuit/Court ID: 22 222067
Type of Case: Dispositions
2024 Average Month: 393
Jan-Jun 2024 : 2,359
Overall AVG. Month: 383

Monthly Dispositions Summary



Jan --- Jun Dispositions



Dispositions by Division

Divisions		Jan	Feb	Mar	Apr	May	Jun	Jul	Aug	Sep	Oct	Nov	Dec	Thru Jun	% Change	Total
Total	2024	545	427	381	483	321	202	-	-	-	-	-	-	2,359	-5%	2,359
	2023	489	431	457	347	380	373	360	384	349	361	328	280	2,477	▼	4,539
Civil	2024	54	46	41	38	40	32	-	-	-	-	-	-	251	-29%	251
	2023	112	53	64	44	32	49	62	73	44	58	17	70	354	▼	678
Criminal	2024	238	168	181	182	115	96	-	-	-	-	-	-	980	-18%	980
	2023	244	180	207	218	170	180	204	140	223	197	153	125	1,199	▼	2,241
Concealed Handgun Permits	2024	197	143	82	191	95	23	-	-	-	-	-	-	731	-9%	731
	2023	113	178	160	71	159	124	61	140	63	79	140	63	805	▼	1,351
Miscellaneous/ Other	2024	56	70	77	72	70	51	-	-	-	-	-	-	396	238%	396
	2023	19	20	26	14	18	20	33	31	18	27	18	22	117	▲	266
Others	2024	-	-	-	-	1	-	-	-	-	-	-	-	1	-50%	1
	2023	1	-	-	-	1	-	-	-	1	-	-	-	2	▼	3

Dispositions by Case Category

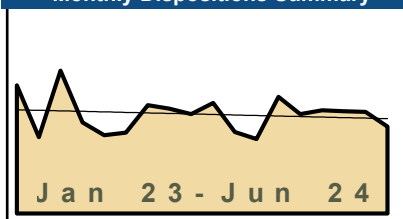
Case Categories		Jan	Feb	Mar	Apr	May	Jun	Jul	Aug	Sep	Oct	Nov	Dec	Thru Jun	% Change	Total
Administrative Law	2024	-	-	1	-	-	-	-	-	-	-	-	-	1	1	1
	2023	-	-	-	-	-	-	-	-	-	-	-	-	0	↔	0
Capital Murder	2024	-	-	1	-	-	-	-	-	-	-	-	-	1	1	1
	2023	-	-	-	-	-	-	-	-	-	-	-	-	0	↔	0
Contested Divorce	2024	5	4	6	5	6	2	-	-	-	-	-	-	28	8%	28
	2023	4	3	6	6	2	5	5	1	5	1	2	4	26	▲	44
Domestic and Family - Level 1	2024	20	8	12	4	15	7	-	-	-	-	-	-	66	-63%	66
	2023	82	16	37	18	8	18	21	32	2	17	6	33	179	▼	290
Domestic and Family - Level 2	2024	2	1	2	2	1	1	-	-	-	-	-	-	9	-40%	9
	2023	2	5	-	-	2	6	1	6	4	1	1	4	15	▼	32
Felonies and Related Matters	2024	194	146	140	145	95	76	-	-	-	-	-	-	796	-19%	796
	2023	194	138	161	197	144	152	178	112	184	159	119	109	986	▼	1,847
General Civil - Level 1	2024	-	-	-	1	-	-	-	-	-	-	-	-	1	-67%	1
	2023	1	1	-	1	-	-	-	-	-	-	-	-	3	▼	3
General Civil - Level 2	2024	10	10	5	6	8	6	-	-	-	-	-	-	45	73%	45
	2023	2	6	5	2	7	4	13	9	5	7	4	5	26	▲	69
General Civil - Level 3	2024	2	8	4	5	4	4	-	-	-	-	-	-	27	-13%	27
	2023	7	9	2	3	4	6	6	6	14	9	3	8	31	▼	77
Miscellaneous Civil	2024	213	163	103	209	111	31	-	-	-	-	-	-	830	-8%	830
	2023	129	195	183	82	173	141	91	167	77	105	152	82	903	▼	1,577
Misdemeanor	2024	43	25	36	33	10	18	-	-	-	-	-	-	165	-15%	165
	2023	44	39	46	18	24	24	23	22	30	34	28	18	195	▼	350
Other	2024	40	47	55	50	50	39	-	-	-	-	-	-	281	6,925%	281
	2023	1	2	-	-	1	-	2	2	2	5	-	-	4	▲	15
Other Criminally Related Matters	2024	3	2	4	5	10	2	-	-	-	-	-	-	26	30%	26
	2023	6	3	2	3	2	4	4	6	9	4	6	3	20	▲	52
Probates/Wills & Trusts - Level 1	2024	-	1	1	-	-	-	-	-	-	-	-	-	2	2	2
	2023	-	-	-	-	-	-	-	2	-	-	-	-	0	↔	2
Probates/Wills & Trusts - Level 2	2024	1	2	2	4	3	-	-	-	-	-	-	-	12	-48%	12
	2023	4	5	3	5	3	3	1	4	7	5	1	1	23	▼	42
Protective Orders	2024	-	-	1	-	-	-	-	-	-	-	-	-	1	0%	1
	2023	-	-	-	-	-	1	-	2	1	-	-	1	1	↔	5
Uncontested Divorce	2024	12	10	8	14	8	16	-	-	-	-	-	-	68	5%	68
	2023	13	9	12	12	10	9	15	13	9	14	6	12	65	▲	134

This report reflects data in the case management system. Numbers will update accordingly as reports are refreshed and posted.

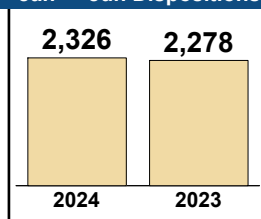
Dashboard

Court: Pittsylvania Circuit
Start/End Date: Jan-23 / Jun-24
2023 Average Month: 374
Jan-Jun 2023: 2,278
Dispositions Trending: ↔
Circuit/Court ID: 22 222143
Type of Case: Dispositions
2024 Average Month: 388
Jan-Jun 2024 : 2,326
Overall AVG. Month: 378

Monthly Dispositions Summary



Jan --- Jun Dispositions



Dispositions by Division

Table with columns: Divisions, Jan, Feb, Mar, Apr, May, Jun, Jul, Aug, Sep, Oct, Nov, Dec, Thru Jun, % Change, Total. Rows include Total, Civil, Criminal, Concealed Handgun Permits, Miscellaneous/Other, and Others.

Dispositions by Case Category

Table with columns: Case Categories, Jan, Feb, Mar, Apr, May, Jun, Jul, Aug, Sep, Oct, Nov, Dec, Thru Jun, % Change, Total. Rows include Administrative Law, Capital Murder, Contested Divorce, Domestic and Family (Levels 1 & 2), Felonies and Related Matters, General Civil (Levels 1, 2, 3), Miscellaneous Civil, Misdemeanor, Other, Other Criminally Related Matters, Probates/Wills & Trusts (Levels 1 & 2), and Uncontested Divorce.

CPSS-CCMS-10.11 CASELOAD STATISTICS OF THE CIRCUIT COURTS

Danville

January 2023 -- June 2024 Dispositions

Alexandria and Fairfax Circuit are not Included in State Totals

Dashboard		Monthly Dispositions Summary		Jan --- Jun Dispositions					
Court: Danville Circuit Start/End Date: Jan-23 / Jun-24 2023 Average Month: 448 Jan-Jun 2023: 2,744 Dispositions Trending: ⇄	Circuit/Court ID: 22 222590 Type of Case: Dispositions 2024 Average Month: 449 Jan-Jun 2024 : 2,693 Overall AVG. Month: 448	<p style="text-align: center; font-weight: bold; font-size: 1.2em;">Jan 23 - Jun 24</p>		<table style="margin: auto; border: 1px solid black;"> <tr> <td style="text-align: center; padding: 5px;">2,693</td> <td style="text-align: center; padding: 5px;">2,744</td> </tr> <tr> <td style="text-align: center; padding: 5px;">2024</td> <td style="text-align: center; padding: 5px;">2023</td> </tr> </table>		2,693	2,744	2024	2023
2,693	2,744								
2024	2023								

Dispositions by Division																
Divisions		Jan	Feb	Mar	Apr	May	Jun	Jul	Aug	Sep	Oct	Nov	Dec	Thru Jun	% Change	Total
Total	2024	455	434	509	575	365	355	-	-	-	-	-	-	2,693	-2%	2,693
	2023	581	401	502	442	402	416	354	483	274	863	351	310	2,744	▼	5,379
Civil	2024	41	36	78	60	40	32	-	-	-	-	-	-	287	71%	287
	2023	35	22	20	27	35	29	18	48	24	52	59	74	168	▲	443
Criminal	2024	243	263	219	311	163	190	-	-	-	-	-	-	1,389	-17%	1,389
	2023	391	227	312	298	165	271	194	259	131	583	189	89	1,664	▼	3,109
Concealed Handgun Permits	2024	44	45	66	48	47	68	-	-	-	-	-	-	318	-8%	318
	2023	69	53	86	25	88	24	49	60	48	37	31	55	345	▼	625
Miscellaneous/ Other	2024	127	90	146	156	115	65	-	-	-	-	-	-	699	23%	699
	2023	86	98	84	92	114	92	93	116	71	191	72	92	566	▲	1,201
Others	2024	-	-	-	-	-	-	-	-	-	-	-	-	0	-100%	0
	2023	-	1	-	-	-	-	-	-	-	-	-	-	1	▼	1


Dispositions by Case Category																
Case Categories		Jan	Feb	Mar	Apr	May	Jun	Jul	Aug	Sep	Oct	Nov	Dec	Thru Jun	% Change	Total
Administrative Law	2024	-	-	1	1	-	-	-	-	-	-	-	-	2	2	2
	2023	-	-	-	-	-	-	-	-	-	1	1	1	0	↔	3
Capital Murder	2024	-	-	3	-	-	-	-	-	-	-	-	-	3	3	3
	2023	-	-	-	-	-	-	-	-	-	-	-	-	0	↔	0
Contested Divorce	2024	3	-	5	3	5	3	-	-	-	-	-	-	19	6%	19
	2023	3	3	2	3	3	4	2	7	1	5	2	6	18	▲	41
Domestic and Family - Level 1	2024	7	5	40	12	10	8	-	-	-	-	-	-	82	215%	82
	2023	7	3	4	6	2	4	1	8	2	2	15	15	26	▲	69
Domestic and Family - Level 2	2024	3	3	2	13	2	3	-	-	-	-	-	-	26	767%	26
	2023	1	-	1	-	-	1	-	-	-	16	-	11	3	▲	30
Felonies and Related Matters	2024	175	172	148	222	110	119	-	-	-	-	-	-	946	-16%	946
	2023	260	166	204	207	99	192	128	192	97	293	133	67	1,128	▼	2,038
General Civil - Level 1	2024	4	1	1	-	-	1	-	-	-	-	-	-	7	133%	7
	2023	-	-	-	-	3	-	-	1	3	3	1	2	3	▲	13
General Civil - Level 2	2024	10	6	9	12	13	5	-	-	-	-	-	-	55	90%	55
	2023	6	4	5	5	4	5	5	7	8	25	8	16	29	▲	98
General Civil - Level 3	2024	11	18	14	8	7	5	-	-	-	-	-	-	63	43%	63
	2023	4	8	3	5	12	12	5	15	6	20	13	18	44	▲	121
Miscellaneous Civil	2024	65	60	96	90	64	91	-	-	-	-	-	-	466	10%	466
	2023	76	74	97	37	99	40	75	119	55	115	38	92	423	▲	917
Misdemeanor	2024	64	91	53	69	36	69	-	-	-	-	-	-	382	-21%	382
	2023	134	53	96	75	58	66	55	74	29	280	60	18	482	▼	998
Other	2024	93	71	111	105	90	39	-	-	-	-	-	-	509	8%	509
	2023	75	76	71	76	101	71	64	50	58	77	59	43	470	▲	821
Other Criminally Related Matters	2024	11	5	15	25	22	4	-	-	-	-	-	-	82	3%	82
	2023	11	9	13	22	11	14	11	5	6	16	6	4	80	▲	128
Probates/Wills & Trusts - Level 1	2024	-	-	-	-	-	-	-	-	-	-	-	-	0	-100%	0
	2023	-	-	-	-	1	-	-	-	-	-	-	1	1	▼	2
Probates/Wills & Trusts - Level 2	2024	2	-	2	2	-	1	-	-	-	-	-	-	7	600%	7
	2023	-	-	-	-	1	-	3	1	5	2	3	2	1	▲	17
Uncontested Divorce	2024	7	2	9	13	6	7	-	-	-	-	-	-	44	22%	44
	2023	4	5	6	6	8	7	5	4	4	8	12	14	36	▲	83

This report reflects data in the case management system. Numbers will update accordingly as reports are refreshed and posted.

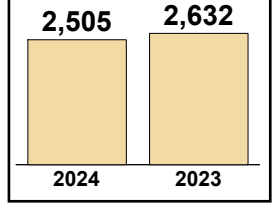
Dashboard

Court: Roanoke County Circuit **Circuit/Court ID:** 23 223161
Start/End Date: Jan-23 / Jun-24 **Type of Case:** Dispositions
2023 Average Month: 419 **2024 Average Month:** 418
Jan-Jun 2023: 2,632 **Jan-Jun 2024 :** 2,505
Dispositions Trending: ▼ **Overall AVG. Month:** 419

Monthly Dispositions Summary



Jan --- Jun Dispositions



Dispositions by Division

Divisions	Jan	Feb	Mar	Apr	May	Jun	Jul	Aug	Sep	Oct	Nov	Dec	Thru Jun	% Change	Total
Total	344	380	505	473	402	401	-	-	-	-	-	-	2,505	-5%	2,505
2023	442	454	529	439	401	367	444	454	383	379	326	412	2,632	▼	5,030
Civil	42	40	53	57	56	51	-	-	-	-	-	-	299	-8%	299
2023	43	68	61	51	61	40	48	61	52	43	43	44	324	▼	615
Criminal	147	151	195	175	153	150	-	-	-	-	-	-	971	14%	971
2023	122	150	201	143	114	120	196	196	149	164	133	162	850	▲	1,850
Concealed Handgun Permits	114	153	211	184	153	161	-	-	-	-	-	-	976	-20%	976
2023	233	195	224	215	195	164	158	146	120	134	119	176	1,226	▼	2,079
Miscellaneous/ Other	41	36	46	57	40	39	-	-	-	-	-	-	259	12%	259
2023	44	41	43	30	31	43	42	51	62	38	31	29	232	▲	485
Others	-	-	-	-	-	-	-	-	-	-	-	-	0	0	0
2023	-	-	-	-	-	-	-	-	-	-	-	1	0	↔	1

Dispositions by Case Category

Case Categories	Jan	Feb	Mar	Apr	May	Jun	Jul	Aug	Sep	Oct	Nov	Dec	Thru Jun	% Change	Total
Administrative Law	-	1	-	-	-	-	-	-	-	-	-	-	1	-67%	1
2023	-	2	-	-	-	1	2	-	1	-	-	-	3	▼	6
Capital Murder	-	-	-	-	-	1	-	-	-	-	-	-	1	0%	1
2023	-	-	1	-	-	-	-	-	-	-	-	-	1	↔	1
Contested Divorce	9	5	2	6	6	3	-	-	-	-	-	-	31	-24%	31
2023	5	11	8	5	11	1	9	8	9	5	3	3	41	▼	78
Domestic and Family - Level 1	3	3	10	5	8	13	-	-	-	-	-	-	42	14%	42
2023	1	8	5	5	9	9	8	10	7	13	12	6	37	▲	93
Domestic and Family - Level 2	2	3	6	3	5	3	-	-	-	-	-	-	22	57%	22
2023	2	2	5	2	1	2	3	3	1	4	3	1	14	▲	29
Felonies and Related Matters	111	127	154	144	105	112	-	-	-	-	-	-	753	12%	753
2023	85	128	161	113	96	91	156	157	108	128	110	128	674	▲	1,461
General Civil - Level 1	2	-	1	1	1	1	-	-	-	-	-	-	6	200%	6
2023	1	-	-	1	-	-	-	-	-	1	1	-	2	▲	4
General Civil - Level 2	9	6	12	19	12	14	-	-	-	-	-	-	72	6%	72
2023	14	8	12	11	12	11	5	10	12	4	12	8	68	▲	119
General Civil - Level 3	5	8	4	9	8	10	-	-	-	-	-	-	44	29%	44
2023	3	10	4	7	5	5	7	12	3	3	3	11	34	▲	73
Miscellaneous Civil	155	187	258	233	188	192	-	-	-	-	-	-	1,213	-16%	1,213
2023	274	233	266	245	222	202	197	195	181	170	148	202	1,442	▼	2,535
Misdemeanor	22	17	39	24	33	29	-	-	-	-	-	-	164	30%	164
2023	24	17	29	23	11	22	37	32	27	31	15	23	126	▲	291
Other	-	-	-	1	2	-	-	-	-	-	-	-	3	-40%	3
2023	-	1	2	-	1	1	-	-	5	-	-	2	5	▼	12
Other Criminally Related Matters	14	7	7	7	16	8	-	-	-	-	-	-	59	20%	59
2023	13	5	10	7	7	7	3	7	14	6	8	11	49	▲	98
Probates/Wills & Trusts - Level 1	-	1	1	1	-	-	-	-	-	-	-	-	3	-25%	3
2023	1	1	-	-	1	1	-	-	2	-	-	-	4	▼	6
Probates/Wills & Trusts - Level 2	4	1	1	6	5	2	-	-	-	-	-	-	19	-27%	19
2023	3	7	3	3	8	2	4	2	1	3	1	2	26	▼	39
Uncontested Divorce	8	14	10	14	13	13	-	-	-	-	-	-	72	-32%	72
2023	16	21	23	17	17	12	13	18	12	11	10	15	106	▼	185

Dashboard		Monthly Dispositions Summary		Jan --- Jun Dispositions	
Court: Roanoke Circuit Start/End Date: Jan-23 / Jun-24 2023 Average Month: 393 Jan-Jun 2023: 2,562 Dispositions Trending: ▲	Circuit/Court ID: 23 223770 Type of Case: Dispositions 2024 Average Month: 458 Jan-Jun 2024 : 2,746 Overall AVG. Month: 414	<p style="font-weight: bold; font-size: 1.2em;">Jan 23 - Jun 24</p>		<div style="display: flex; justify-content: space-around;"> <div style="text-align: center;"> <p style="font-size: 1.5em; font-weight: bold;">2,746</p> <p style="font-weight: bold;">2024</p> </div> <div style="text-align: center;"> <p style="font-size: 1.5em; font-weight: bold;">2,562</p> <p style="font-weight: bold;">2023</p> </div> </div>	

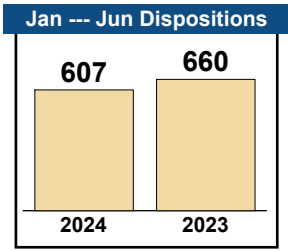
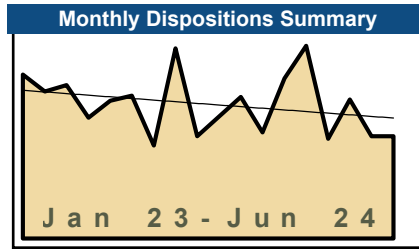
Dispositions by Division																
Divisions		Jan	Feb	Mar	Apr	May	Jun	Jul	Aug	Sep	Oct	Nov	Dec	Thru Jun	% Change	Total
Total	2024	715	386	467	479	353	346	-	-	-	-	-	-	2,746	7%	2,746
	2023	379	395	441	364	543	440	351	376	377	372	313	362	2,562	▲	4,713
Civil	2024	163	72	110	130	81	99	-	-	-	-	-	-	655	18%	655
	2023	58	80	96	83	138	99	68	92	120	90	68	58	554	▲	1,050
Criminal	2024	205	163	190	161	144	134	-	-	-	-	-	-	997	-3%	997
	2023	153	169	203	144	167	188	158	161	161	134	137	177	1,024	▼	1,952
Concealed Handgun Permits	2024	39	100	135	120	72	68	-	-	-	-	-	-	534	-24%	534
	2023	119	122	93	94	162	116	86	79	55	104	82	84	706	▼	1,196
Miscellaneous/Other	2024	308	51	32	68	56	45	-	-	-	-	-	-	560	102%	560
	2023	49	24	49	43	76	36	39	44	41	44	26	42	277	▲	513
Others	2024	-	-	-	-	-	-	-	-	-	-	-	-	0	-100%	0
	2023	-	-	-	-	-	1	-	-	-	-	-	1	1	▼	2

Dispositions by Case Category																
Case Categories		Jan	Feb	Mar	Apr	May	Jun	Jul	Aug	Sep	Oct	Nov	Dec	Thru Jun	% Change	Total
Administrative Law	2024	3	-	1	1	-	-	-	-	-	-	-	-	5	150%	5
	2023	-	2	-	-	-	-	-	-	1	-	-	-	2	▲	3
Capital Murder	2024	-	-	-	-	-	-	-	-	-	-	-	-	0	-100%	0
	2023	1	-	1	-	-	1	2	-	-	-	-	-	3	▼	5
Contested Divorce	2024	9	8	7	11	8	6	-	-	-	-	-	-	49	9%	49
	2023	9	4	8	7	11	6	10	9	10	9	9	6	45	▲	98
Domestic and Family - Level 1	2024	40	8	42	65	26	39	-	-	-	-	-	-	220	43%	220
	2023	-	38	18	19	28	51	5	33	41	25	13	11	154	▲	282
Domestic and Family - Level 2	2024	13	2	11	7	3	7	-	-	-	-	-	-	43	65%	43
	2023	5	3	6	6	5	1	-	5	1	5	4	3	26	▲	44
Felonies and Related Matters	2024	166	126	159	106	92	109	-	-	-	-	-	-	758	-2%	758
	2023	108	136	153	107	120	153	103	123	110	106	91	144	777	▼	1,454
General Civil - Level 1	2024	4	2	-	5	3	4	-	-	-	-	-	-	18	20%	18
	2023	1	3	3	1	2	5	4	3	6	4	2	2	15	▲	36
General Civil - Level 2	2024	36	20	19	12	13	14	-	-	-	-	-	-	114	8%	114
	2023	9	9	22	14	38	14	11	13	15	16	6	20	106	▲	187
General Civil - Level 3	2024	23	16	12	11	10	3	-	-	-	-	-	-	75	34%	75
	2023	11	3	8	10	19	5	7	11	8	7	2	5	56	▲	96
Miscellaneous Civil	2024	332	143	162	184	123	108	-	-	-	-	-	-	1,052	9%	1,052
	2023	164	146	140	138	227	152	124	121	100	151	109	123	967	▲	1,695
Misdemeanor	2024	18	19	21	36	31	12	-	-	-	-	-	-	137	0%	137
	2023	17	21	34	22	20	23	37	23	36	17	21	18	137	↔	289
Other	2024	7	-	-	-	-	1	-	-	-	-	-	-	8	100%	8
	2023	-	-	-	1	2	1	1	-	2	-	-	2	4	▲	9
Other Criminally Related Matters	2024	21	22	18	20	21	13	-	-	-	-	-	-	115	6%	115
	2023	27	12	15	16	27	12	16	15	16	11	25	15	109	▲	207
Probates/Wills & Trusts - Level 1	2024	1	-	-	1	-	1	-	-	-	-	-	-	3	50%	3
	2023	1	-	-	1	-	-	-	-	1	-	-	1	2	▲	4
Probates/Wills & Trusts - Level 2	2024	10	-	4	2	2	2	-	-	-	-	-	-	20	-29%	20
	2023	1	2	6	7	7	5	4	1	2	1	1	2	28	▼	39
Protective Orders	2024	-	-	-	-	1	-	-	-	-	-	-	-	1	1	1
	2023	-	-	-	-	-	-	-	-	-	-	-	-	0	↔	0
Uncontested Divorce	2024	32	20	11	18	20	27	-	-	-	-	-	-	128	-2%	128
	2023	25	16	27	15	37	11	27	19	28	20	30	10	131	▼	265

Dashboard

Court: Salem Circuit
 Start/End Date: Jan-23 / Jun-24
 2023 Average Month: 103
 Jan-Jun 2023: 660
 Dispositions Trending: ▼

Circuit/Court ID: 23 223775
 Type of Case: Dispositions
 2024 Average Month: 101
 Jan-Jun 2024 : 607
 Overall AVG. Month: 102



Dispositions by Division

Divisions		Jan	Feb	Mar	Apr	May	Jun	Jul	Aug	Sep	Oct	Nov	Dec	Thru Jun	% Change	Total
Total	2024	122	147	76	106	78	78	-	-	-	-	-	-	607	-8%	607
	2023	125	112	117	92	105	109	71	145	78	93	108	81	660	▼	1,236
Civil	2024	21	15	7	18	10	10	-	-	-	-	-	-	81	11%	81
	2023	12	15	14	8	12	12	6	17	11	8	15	12	73	▲	142
Criminal	2024	61	68	28	40	33	35	-	-	-	-	-	-	265	-15%	265
	2023	67	50	55	39	56	45	33	76	40	56	42	37	312	▼	596
Concealed Handgun Permits	2024	32	43	35	39	28	30	-	-	-	-	-	-	207	-6%	207
	2023	42	35	39	40	27	38	27	35	21	22	39	28	221	▼	393
Miscellaneous/ Other	2024	8	21	6	9	7	3	-	-	-	-	-	-	54	0%	54
	2023	4	12	9	5	10	14	5	17	6	7	12	4	54	↔	105

Dispositions by Case Category

Case Categories		Jan	Feb	Mar	Apr	May	Jun	Jul	Aug	Sep	Oct	Nov	Dec	Thru Jun	% Change	Total
Administrative Law	2024	1	-	-	-	-	-	-	-	-	-	-	-	1	1	1
	2023	-	-	-	-	-	-	-	-	-	-	-	-	0	↔	0
Contested Divorce	2024	1	1	-	4	1	3	-	-	-	-	-	-	10	-29%	10
	2023	1	6	2	2	1	2	2	3	1	-	1	4	14	▼	25
Domestic and Family - Level 1	2024	3	-	2	2	-	2	-	-	-	-	-	-	9	-36%	9
	2023	4	1	2	-	5	2	2	3	4	2	4	5	14	▼	34
Domestic and Family - Level 2	2024	1	2	-	1	-	1	-	-	-	-	-	-	5	0%	5
	2023	2	1	1	-	1	-	-	3	-	1	1	-	5	↔	10
Felonies and Related Matters	2024	47	53	23	28	25	27	-	-	-	-	-	-	203	-17%	203
	2023	57	38	46	28	42	35	27	52	32	51	36	30	246	▼	474
General Civil - Level 1	2024	-	1	1	-	-	-	-	-	-	-	-	-	2	2	2
	2023	-	-	-	-	-	-	-	1	-	1	-	-	0	↔	2
General Civil - Level 2	2024	8	10	-	7	1	1	-	-	-	-	-	-	27	42%	27
	2023	3	2	3	4	4	3	1	2	2	1	3	2	19	▲	30
General Civil - Level 3	2024	-	5	-	-	3	1	-	-	-	-	-	-	9	50%	9
	2023	-	-	1	1	-	4	-	-	1	-	2	-	6	▲	9
Miscellaneous Civil	2024	39	52	41	48	35	33	-	-	-	-	-	-	248	-6%	248
	2023	46	44	46	44	34	49	31	51	27	28	50	30	263	▼	480
Misdemeanor	2024	9	15	2	6	8	5	-	-	-	-	-	-	45	-24%	45
	2023	10	9	7	10	13	10	6	20	7	5	6	7	59	▼	110
Other	2024	-	1	-	-	1	-	-	-	-	-	-	-	2	2	2
	2023	-	-	-	-	-	-	-	-	-	-	-	-	0	↔	0
Other Criminally Related Matters	2024	6	-	3	6	-	3	-	-	-	-	-	-	18	125%	18
	2023	-	3	2	2	1	-	-	4	1	1	-	-	8	▲	14
Probates/Wills & Trusts - Level 1	2024	-	-	-	-	-	-	-	-	-	-	-	-	0	0	0
	2023	-	-	-	-	-	-	-	-	-	-	-	1	0	↔	1
Probates/Wills & Trusts - Level 2	2024	1	4	-	-	1	-	-	-	-	-	-	-	6	20%	6
	2023	1	2	1	-	1	-	-	1	2	1	2	-	5	▲	11
Uncontested Divorce	2024	6	3	4	4	3	2	-	-	-	-	-	-	22	5%	22
	2023	1	6	6	1	3	4	2	5	1	2	3	2	21	▲	36

CPSS-CCMS-10.11 CASELOAD STATISTICS OF THE CIRCUIT COURTS

January 2023 -- June 2024 Dispositions

Alexandria and Fairfax Circuit are not Included in State Totals

Dashboard		Monthly Dispositions Summary	Jan --- Jun Dispositions				
Court: Amherst Circuit	Circuit/Court ID: 24 224009		<table border="1"> <tr> <td>1,391</td> <td>1,405</td> </tr> <tr> <td>2024</td> <td>2023</td> </tr> </table>	1,391	1,405	2024	2023
1,391	1,405						
2024	2023						
Start/End Date: Jan-23 / Jun-24	Type of Case: Dispositions						
2023 Average Month: 212	2024 Average Month: 232						
Jan-Jun 2023: 1,405	Jan-Jun 2024 : 1,391						
Dispositions Trending: ⇄	Overall AVG. Month: 219						

Dispositions by Division																
Divisions		Jan	Feb	Mar	Apr	May	Jun	Jul	Aug	Sep	Oct	Nov	Dec	Thru Jun	% Change	Total
Total	2024	212	250	155	271	259	244	-	-	-	-	-	-	1,391	-1%	1,391
	2023	261	207	238	237	178	284	195	198	182	216	153	200	1,405	▼	2,549
Civil	2024	9	17	13	23	15	22	-	-	-	-	-	-	99	-17%	99
	2023	8	5	34	10	15	47	8	9	10	14	16	11	119	▼	187
Criminal	2024	65	103	56	82	81	94	-	-	-	-	-	-	481	7%	481
	2023	83	64	79	66	62	97	59	56	59	89	20	91	451	▲	825
Concealed Handgun Permits	2024	79	86	34	86	87	49	-	-	-	-	-	-	421	-14%	421
	2023	102	78	66	126	36	80	71	58	63	69	84	46	488	▼	879
Miscellaneous/ Other	2024	59	44	52	80	76	79	-	-	-	-	-	-	390	13%	390
	2023	68	59	59	35	65	59	57	75	50	44	33	52	345	▲	656
Others	2024	-	-	-	-	-	-	-	-	-	-	-	-	0	-100%	0
	2023	-	1	-	-	-	1	-	-	-	-	-	-	2	▼	2

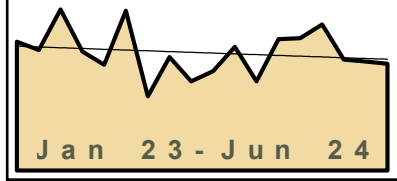
Dispositions by Case Category																
Case Categories		Jan	Feb	Mar	Apr	May	Jun	Jul	Aug	Sep	Oct	Nov	Dec	Thru Jun	% Change	Total
Administrative Law	2024	-	-	1	-	-	-	-	-	-	-	-	-	1	1	1
	2023	-	-	-	-	-	-	-	-	-	1	-	1	0	↔	2
Capital Murder	2024	-	-	-	-	1	-	-	-	-	-	-	-	1	1	1
	2023	-	-	-	-	-	-	-	-	-	1	-	-	0	↔	1
Contested Divorce	2024	3	-	-	1	1	3	-	-	-	-	-	-	8	14%	8
	2023	2	-	2	2	-	1	2	-	-	-	2	2	7	▲	13
Domestic and Family - Level 1	2024	1	7	4	5	-	6	-	-	-	-	-	-	23	-56%	23
	2023	-	-	28	-	7	17	-	-	1	6	2	5	52	▼	66
Domestic and Family - Level 2	2024	-	1	-	3	-	1	-	-	-	-	-	-	5	0%	5
	2023	-	-	1	1	1	2	1	1	1	1	2	1	5	↔	12
Felonies and Related Matters	2024	46	79	41	54	33	51	-	-	-	-	-	-	304	10%	304
	2023	50	50	39	40	37	61	41	23	39	33	16	52	277	▲	481
General Civil - Level 2	2024	-	3	2	4	5	4	-	-	-	-	-	-	18	50%	18
	2023	3	4	1	1	-	3	4	2	4	1	4	-	12	▲	27
General Civil - Level 3	2024	2	1	3	4	5	-	-	-	-	-	-	-	15	88%	15
	2023	1	-	-	2	2	3	1	1	2	3	1	1	8	▲	17
Miscellaneous Civil	2024	86	92	43	107	102	61	-	-	-	-	-	-	491	-8%	491
	2023	107	91	77	130	43	88	82	66	71	82	88	52	536	▼	977
Misdemeanor	2024	15	21	5	27	12	29	-	-	-	-	-	-	109	-12%	109
	2023	20	10	31	21	15	27	8	17	12	14	3	35	124	▼	213
Other	2024	51	38	43	57	60	67	-	-	-	-	-	-	316	7%	316
	2023	63	47	47	30	57	52	45	67	42	29	29	46	296	▲	554
Other Criminally Related Matters	2024	4	3	10	1	35	15	-	-	-	-	-	-	68	13%	68
	2023	14	4	9	5	10	18	10	16	8	41	1	4	60	▲	140
Probates/Wills & Trusts - Level 1	2024	-	-	-	-	-	-	-	-	-	-	-	-	0	-100%	0
	2023	-	-	-	1	-	-	-	-	-	-	-	-	1	▼	1
Probates/Wills & Trusts - Level 2	2024	2	-	1	-	1	1	-	-	-	-	-	-	5	25%	5
	2023	-	-	1	-	2	1	-	1	1	-	1	-	4	▲	7
Uncontested Divorce	2024	2	5	2	8	4	6	-	-	-	-	-	-	27	17%	27
	2023	1	1	2	4	4	11	1	4	1	4	4	1	23	▲	38

Dashboard

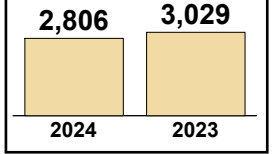
Court: Bedford Circuit
Start/End Date: Jan-23 / Jun-24
2023 Average Month: 440
Jan-Jun 2023: 3,029
Dispositions Trending: ▼

Circuit/Court ID: 24 224019
Type of Case: Dispositions
2024 Average Month: 468
Jan-Jun 2024 : 2,806
Overall AVG. Month: 449

Monthly Dispositions Summary



Jan --- Jun Dispositions



Dispositions by Division

Divisions		Jan	Feb	Mar	Apr	May	Jun	Jul	Aug	Sep	Oct	Nov	Dec	Thru Jun	% Change	Total
Total	2024	500	504	557	423	415	407	-	-	-	-	-	-	2,806	-7%	2,806
	2023	491	459	614	453	403	609	282	433	340	379	471	340	3,029	▼	5,274
Civil	2024	48	57	46	67	50	58	-	-	-	-	-	-	326	-16%	326
	2023	63	85	52	69	52	65	27	53	41	50	87	67	386	▼	711
Criminal	2024	128	145	134	161	128	123	-	-	-	-	-	-	819	19%	819
	2023	117	65	125	59	145	178	83	100	119	133	113	63	689	▲	1,300
Concealed Handgun Permits	2024	235	232	305	133	182	151	-	-	-	-	-	-	1,238	-21%	1,238
	2023	262	251	359	272	134	292	110	223	124	142	221	147	1,570	▼	2,537
Miscellaneous/Other	2024	89	70	72	61	55	75	-	-	-	-	-	-	422	10%	422
	2023	49	58	78	53	72	74	62	57	56	54	50	62	384	▲	725
Others	2024	-	-	-	1	-	-	-	-	-	-	-	-	1	1	1
	2023	-	-	-	-	-	-	-	-	-	-	-	1	0	↔	1

Dispositions by Case Category

Case Categories		Jan	Feb	Mar	Apr	May	Jun	Jul	Aug	Sep	Oct	Nov	Dec	Thru Jun	% Change	Total
Administrative Law	2024	-	-	-	-	-	1	-	-	-	-	-	-	1	-50%	1
	2023	1	1	-	-	-	-	-	1	-	-	-	-	2	▼	3
Capital Murder	2024	-	-	-	-	1	-	-	-	-	-	-	-	1	-50%	1
	2023	2	-	-	-	-	-	-	-	-	-	-	-	2	▼	2
Contested Divorce	2024	1	5	4	3	5	8	-	-	-	-	-	-	26	-42%	26
	2023	6	15	6	3	3	12	-	6	6	2	7	4	45	▼	70
Domestic and Family - Level 1	2024	15	2	9	20	17	14	-	-	-	-	-	-	77	-14%	77
	2023	6	37	6	23	10	8	-	16	5	8	28	13	90	▼	160
Domestic and Family - Level 2	2024	4	12	4	4	3	2	-	-	-	-	-	-	29	-12%	29
	2023	8	6	6	6	4	3	4	3	5	6	8	7	33	▼	66
Felonies and Related Matters	2024	102	124	73	110	96	106	-	-	-	-	-	-	611	32%	611
	2023	78	52	86	42	105	100	60	81	75	103	72	51	463	▲	905
General Civil - Level 1	2024	-	-	-	1	1	-	-	-	-	-	-	-	2	-33%	2
	2023	-	-	2	1	-	-	-	-	1	1	-	2	3	▼	7
General Civil - Level 2	2024	5	12	12	14	7	19	-	-	-	-	-	-	69	13%	69
	2023	18	8	2	11	8	14	6	8	4	21	6	28	61	▲	134
General Civil - Level 3	2024	12	3	-	6	1	8	-	-	-	-	-	-	30	20%	30
	2023	2	1	6	3	7	6	13	15	4	1	8	5	25	▲	71
Miscellaneous Civil	2024	279	262	342	158	199	189	-	-	-	-	-	-	1,429	-19%	1,429
	2023	288	282	403	299	162	325	142	251	157	167	246	177	1,759	▼	2,899
Misdemeanor	2024	17	14	34	29	23	13	-	-	-	-	-	-	130	29%	130
	2023	26	13	24	8	12	18	13	13	26	17	25	8	101	▲	203
Other	2024	41	41	33	37	38	26	-	-	-	-	-	-	216	19%	216
	2023	16	25	36	23	42	39	28	28	21	28	23	27	181	▲	336
Other Criminally Related Matters	2024	9	7	27	22	13	4	-	-	-	-	-	-	82	-38%	82
	2023	11	1	17	12	31	60	10	6	18	13	18	4	132	▼	201
Probates/Wills & Trusts - Level 1	2024	-	-	-	-	1	-	-	-	-	-	-	-	1	-83%	1
	2023	2	2	1	-	-	1	-	1	-	2	-	1	6	▼	10
Probates/Wills & Trusts - Level 2	2024	1	4	5	1	2	1	-	-	-	-	-	-	14	-44%	14
	2023	3	2	5	3	3	9	-	2	7	4	5	2	25	▼	45
Uncontested Divorce	2024	14	18	14	18	8	16	-	-	-	-	-	-	88	-13%	88
	2023	24	14	14	19	16	14	6	2	11	6	25	11	101	▼	162

This report reflects data in the case management system. Numbers will update accordingly as reports are refreshed and posted.

Dashboard

Court: Campbell Circuit **Circuit/Court ID:** 24 224031
Start/End Date: Jan-23 / Jun-24 **Type of Case:** Dispositions
2023 Average Month: 296 **2024 Average Month:** 291
Jan-Jun 2023: 1,891 **Jan-Jun 2024 :** 1,745
Dispositions Trending: ▼ **Overall AVG. Month:** 294

Monthly Dispositions Summary

Jan 23 - Jun 24

Jan --- Jun Dispositions

1,745

2024

1,891

2023

Dispositions by Division																
Divisions		Jan	Feb	Mar	Apr	May	Jun	Jul	Aug	Sep	Oct	Nov	Dec	Thru Jun	% Change	Total
Total	2024	322	351	356	235	309	172	-	-	-	-	-	-	1,745	-8%	1,745
	2023	394	241	341	305	318	292	308	224	291	273	341	220	1,891	▼	3,548
Civil	2024	45	35	35	23	18	20	-	-	-	-	-	-	176	-21%	176
	2023	48	28	44	33	37	32	49	31	43	30	49	17	222	▼	441
Criminal	2024	116	90	117	60	132	69	-	-	-	-	-	-	584	-1%	584
	2023	106	61	90	77	109	148	99	93	93	112	129	51	591	▼	1,168
Concealed Handgun Permits	2024	123	189	151	115	128	60	-	-	-	-	-	-	766	-14%	766
	2023	208	136	169	166	139	77	111	72	132	102	124	127	895	▼	1,563
Miscellaneous/ Other	2024	38	37	53	37	31	23	-	-	-	-	-	-	219	20%	219
	2023	32	16	38	29	33	35	49	28	23	29	39	25	183	▲	376

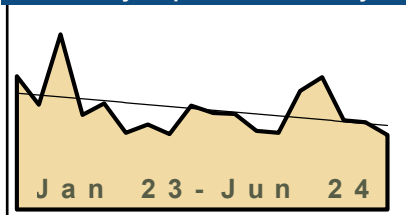
Dispositions by Case Category																
Case Categories		Jan	Feb	Mar	Apr	May	Jun	Jul	Aug	Sep	Oct	Nov	Dec	Thru Jun	% Change	Total
Administrative Law	2024	-	-	-	-	-	-	-	-	-	-	-	-	0	0	0
	2023	-	-	-	-	-	-	-	-	-	1	-	-	-	0	↔
Contested Divorce	2024	5	3	3	3	3	4	-	-	-	-	-	-	21	-9%	21
	2023	1	5	6	3	6	2	5	5	5	1	-	-	23	▼	39
Domestic and Family - Level 1	2024	6	3	2	2	1	2	-	-	-	-	-	-	16	-59%	16
	2023	10	8	8	3	5	5	5	3	4	1	17	5	39	▼	74
Domestic and Family - Level 2	2024	1	2	-	1	2	-	-	-	-	-	-	-	6	-60%	6
	2023	4	-	3	2	3	3	1	1	2	3	9	-	15	▼	31
Felonies and Related Matters	2024	67	54	66	36	78	42	-	-	-	-	-	-	343	1%	343
	2023	47	36	61	40	66	89	52	66	61	84	63	32	339	▲	697
General Civil - Level 1	2024	1	-	1	-	-	-	-	-	-	-	-	-	2	100%	2
	2023	-	-	-	-	-	1	-	-	-	-	-	1	1	▲	2
General Civil - Level 2	2024	8	5	8	4	8	2	-	-	-	-	-	-	35	-8%	35
	2023	8	2	9	7	7	5	14	9	16	8	6	3	38	▼	94
General Civil - Level 3	2024	17	19	14	4	4	5	-	-	-	-	-	-	63	110%	63
	2023	6	1	12	4	3	4	25	6	6	11	10	9	30	▲	97
Miscellaneous Civil	2024	145	201	174	133	141	72	-	-	-	-	-	-	866	-14%	866
	2023	225	144	182	187	161	104	142	90	144	118	145	136	1,003	▼	1,778
Misdemeanor	2024	43	32	48	21	50	27	-	-	-	-	-	-	221	-3%	221
	2023	54	22	22	36	37	58	40	28	23	27	61	19	229	▼	427
Other	2024	8	13	24	19	12	9	-	-	-	-	-	-	85	25%	85
	2023	16	8	16	8	10	10	7	7	9	12	6	8	68	▲	117
Other Criminally Related Matters	2024	7	4	4	3	4	-	-	-	-	-	-	-	22	-4%	22
	2023	5	3	7	1	6	1	7	-	9	1	5	-	23	▼	45
Probates/Wills & Trusts - Level 1	2024	-	-	-	-	-	-	-	-	-	-	-	-	0	-100%	0
	2023	2	-	-	-	1	-	-	-	1	1	-	-	3	▼	5
Probates/Wills & Trusts - Level 2	2024	2	3	1	-	1	-	-	-	-	-	-	-	7	-36%	7
	2023	5	2	3	-	-	1	-	-	1	-	-	-	11	▼	12
Protective Orders	2024	-	1	-	-	-	-	-	-	-	-	-	-	1	1	1
	2023	-	-	-	-	-	-	-	-	-	-	-	-	0	↔	0
Uncontested Divorce	2024	12	11	11	9	5	9	-	-	-	-	-	-	57	-17%	57
	2023	11	10	12	14	13	9	10	9	9	9	6	18	8	69	▼

Dashboard

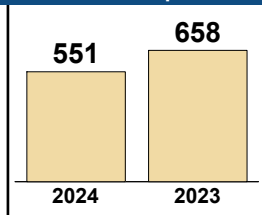
Court: Nelson Circuit
Start/End Date: Jan-23 / Jun-24
2023 Average Month: 97
Jan-Jun 2023: 658
Dispositions Trending: ▼

Circuit/Court ID: 24 224125
Type of Case: Dispositions
2024 Average Month: 92
Jan-Jun 2024 : 551
Overall AVG. Month: 96

Monthly Dispositions Summary



Jan --- Jun Dispositions



Dispositions by Division

Divisions		Jan	Feb	Mar	Apr	May	Jun	Jul	Aug	Sep	Oct	Nov	Dec	Thru Jun	% Change	Total
Total	2024	73	113	126	85	83	71	-	-	-	-	-	-	551	-16%	551
	2023	127	100	167	90	101	73	81	72	99	92	91	75	658	▼	1,168
Civil	2024	4	10	11	9	12	4	-	-	-	-	-	-	50	-15%	50
	2023	5	5	12	5	20	12	7	8	10	7	9	8	59	▼	108
Criminal	2024	25	44	82	18	43	39	-	-	-	-	-	-	251	-23%	251
	2023	47	58	96	50	36	41	41	36	47	66	41	26	328	▼	585
Concealed Handgun Permits	2024	38	39	23	50	19	25	-	-	-	-	-	-	194	-11%	194
	2023	66	29	48	26	37	12	23	17	39	15	33	37	218	▼	382
Miscellaneous/ Other	2024	5	20	10	8	9	3	-	-	-	-	-	-	55	4%	55
	2023	9	8	11	9	8	8	10	11	3	4	7	4	53	▲	92
Others	2024	1	-	-	-	-	-	-	-	-	-	-	-	1	1	1
	2023	-	-	-	-	-	-	-	-	-	-	-	1	0	↔	1

Dispositions by Case Category

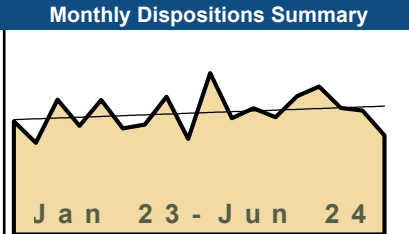
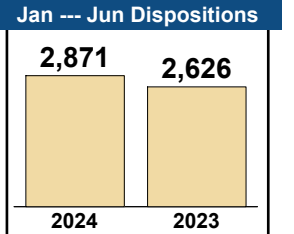
Case Categories		Jan	Feb	Mar	Apr	May	Jun	Jul	Aug	Sep	Oct	Nov	Dec	Thru Jun	% Change	Total
Administrative Law	2024	-	-	-	-	-	-	-	-	-	-	-	-	0	-100%	0
	2023	-	1	-	-	-	-	-	-	-	-	-	-	1	▼	1
Contested Divorce	2024	1	1	3	2	-	-	-	-	-	-	-	-	7	0%	7
	2023	-	1	4	-	-	2	3	-	-	-	-	-	7	↔	10
Domestic and Family - Level 1	2024	1	3	-	-	2	-	-	-	-	-	-	-	6	-25%	6
	2023	-	-	2	2	3	1	2	-	1	2	1	2	8	▼	16
Domestic and Family - Level 2	2024	-	-	-	1	-	-	-	-	-	-	-	-	1	0%	1
	2023	-	-	-	-	-	1	-	1	1	1	-	-	1	↔	4
Felonies and Related Matters	2024	14	30	41	16	29	21	-	-	-	-	-	-	151	-26%	151
	2023	18	40	66	27	23	29	29	24	16	59	19	11	203	▼	361
General Civil - Level 1	2024	-	-	-	-	-	-	-	-	-	-	-	-	0	-100%	0
	2023	-	-	-	-	1	-	-	-	-	-	-	2	1	▼	3
General Civil - Level 2	2024	-	5	3	4	3	2	-	-	-	-	-	-	17	42%	17
	2023	-	2	3	1	5	1	-	4	1	1	5	1	12	▲	24
General Civil - Level 3	2024	1	6	2	2	5	-	-	-	-	-	-	-	16	-20%	16
	2023	5	1	4	1	6	3	-	3	1	1	1	3	20	▼	29
Miscellaneous Civil	2024	42	52	33	56	28	28	-	-	-	-	-	-	239	-10%	239
	2023	74	35	57	34	45	21	34	25	42	19	40	40	266	▼	466
Misdemeanor	2024	3	10	12	2	13	8	-	-	-	-	-	-	48	-51%	48
	2023	28	16	24	14	7	9	9	11	6	6	19	8	98	▼	157
Other	2024	1	-	1	-	-	-	-	-	-	-	-	-	2	0%	2
	2023	-	-	-	-	2	-	-	-	1	1	2	-	2	↔	6
Other Criminally Related Matters	2024	8	4	29	-	1	10	-	-	-	-	-	-	52	79%	52
	2023	1	2	6	10	7	3	3	1	25	1	3	7	29	▲	69
Probates/Wills & Trusts - Level 1	2024	-	-	-	-	1	-	-	-	-	-	-	-	1	0%	1
	2023	1	-	-	-	-	-	-	-	-	-	-	-	1	↔	1
Probates/Wills & Trusts - Level 2	2024	-	1	-	-	1	-	-	-	-	-	-	-	2	100%	2
	2023	-	-	-	1	-	-	-	-	1	-	1	1	1	▲	4
Uncontested Divorce	2024	2	1	2	2	-	2	-	-	-	-	-	-	9	13%	9
	2023	-	2	1	-	2	3	1	3	4	1	-	-	8	▲	17

CPSS-CCMS-10.11 CASELOAD STATISTICS OF THE CIRCUIT COURTS

Lynchburg

January 2023 -- June 2024 Dispositions

Alexandria and Fairfax Circuit are not Included in State Totals

Dashboard		Monthly Dispositions Summary		Jan --- Jun Dispositions	
Court: Lynchburg Circuit	Circuit/Court ID: 24 224680				
Start/End Date: Jan-23 / Jun-24	Type of Case: Dispositions				
2023 Average Month: 456	2024 Average Month: 479				
Jan-Jun 2023: 2,626	Jan-Jun 2024 : 2,871				
Dispositions Trending: ▲	Overall AVG. Month: 464				

Dispositions by Division																
Divisions		Jan	Feb	Mar	Apr	May	Jun	Jul	Aug	Sep	Oct	Nov	Dec	Thru Jun	% Change	Total
Total	2024	447	527	564	482	473	378	-	-	-	-	-	-	2,871	9%	2,871
	2023	431	349	514	414	513	405	419	525	364	615	443	481	2,626	▲	5,473
Civil	2024	67	80	102	62	79	75	-	-	-	-	-	-	465	13%	465
	2023	67	60	60	64	74	85	70	86	53	116	67	81	410	▲	883
Criminal	2024	227	208	277	232	208	181	-	-	-	-	-	-	1,333	8%	1,333
	2023	193	154	279	181	243	190	220	264	154	365	221	230	1,240	▲	2,694
Concealed Handgun Permits	2024	59	114	79	85	88	56	-	-	-	-	-	-	481	-20%	481
	2023	111	81	100	91	137	80	69	70	76	64	65	88	600	▼	1,032
Miscellaneous/ Other	2024	94	125	106	103	97	66	-	-	-	-	-	-	591	59%	591
	2023	59	53	75	77	59	48	60	105	81	70	90	82	371	▲	859
Others	2024	-	-	-	-	1	-	-	-	-	-	-	-	1	-80%	1
	2023	1	1	-	1	-	2	-	-	-	-	-	-	5	▼	5

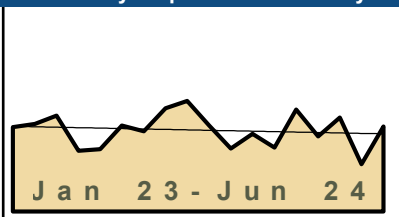
Dispositions by Case Category																
Case Categories		Jan	Feb	Mar	Apr	May	Jun	Jul	Aug	Sep	Oct	Nov	Dec	Thru Jun	% Change	Total
Administrative Law	2024	-	-	1	-	1	1	-	-	-	-	-	-	3	50%	3
	2023	1	-	-	-	-	1	-	-	-	1	-	-	2	▲	3
Capital Murder	2024	-	1	-	-	-	1	-	-	-	-	-	-	2	2	2
	2023	-	-	-	-	-	-	-	-	-	-	-	-	0	↔	0
Contested Divorce	2024	5	8	8	4	7	10	-	-	-	-	-	-	42	-7%	42
	2023	8	8	5	9	11	4	5	8	5	5	8	6	45	▼	82
Domestic and Family - Level 1	2024	21	17	30	12	22	11	-	-	-	-	-	-	113	57%	113
	2023	4	16	5	17	11	19	22	16	4	56	14	21	72	▲	205
Domestic and Family - Level 2	2024	3	6	4	2	4	1	-	-	-	-	-	-	20	-13%	20
	2023	1	3	5	5	6	3	2	4	3	2	6	1	23	▼	41
Felonies and Related Matters	2024	142	111	175	147	113	84	-	-	-	-	-	-	772	10%	772
	2023	84	91	161	107	153	105	128	155	83	280	133	135	701	▲	1,615
General Civil - Level 1	2024	2	1	1	-	1	1	-	-	-	-	-	-	6	-25%	6
	2023	1	1	3	-	3	-	1	1	3	3	4	1	8	▼	21
General Civil - Level 2	2024	10	24	19	11	19	12	-	-	-	-	-	-	95	28%	95
	2023	14	11	16	7	12	14	12	25	17	12	17	15	74	▲	172
General Civil - Level 3	2024	6	9	18	10	10	17	-	-	-	-	-	-	70	9%	70
	2023	12	6	14	11	9	12	4	11	4	3	7	12	64	▲	105
Miscellaneous Civil	2024	93	167	118	131	126	93	-	-	-	-	-	-	728	-5%	728
	2023	137	102	144	126	156	105	99	125	117	96	96	117	770	▼	1,420
Misdemeanor	2024	74	74	78	71	83	81	-	-	-	-	-	-	461	8%	461
	2023	82	47	100	64	72	63	79	75	58	77	78	80	428	▲	875
Other	2024	58	63	66	56	59	24	-	-	-	-	-	-	326	65%	326
	2023	32	33	28	38	38	29	30	49	39	37	57	53	198	▲	463
Other Criminally Related Matters	2024	14	25	24	21	12	17	-	-	-	-	-	-	113	-10%	113
	2023	29	16	18	17	20	25	15	35	21	24	15	19	125	▼	254
Probates/Wills & Trusts - Level 1	2024	1	-	-	-	-	-	-	-	-	-	-	-	1	1	1
	2023	-	-	-	-	-	-	-	-	-	-	-	1	0	↔	1
Probates/Wills & Trusts - Level 2	2024	1	3	2	3	2	2	-	-	-	-	-	-	13	-32%	13
	2023	9	3	-	2	2	3	-	3	-	3	1	2	19	▼	28
Protective Orders	2024	-	2	-	-	-	-	-	-	-	-	-	-	2	2	2
	2023	-	-	-	-	-	-	-	-	-	-	-	-	0	↔	0
Uncontested Divorce	2024	17	16	20	14	14	23	-	-	-	-	-	-	104	7%	104
	2023	17	12	15	11	20	22	22	18	10	16	7	18	97	▲	188

This report reflects data in the case management system. Numbers will update accordingly as reports are refreshed and posted.

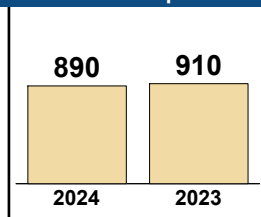
Dashboard

Court: Allegheny Circuit **Circuit/Court ID:** 25 225005
Start/End Date: Jan-23 / Jun-24 **Type of Case:** Dispositions
2023 Average Month: 159 **2024 Average Month:** 148
Jan-Jun 2023: 910 **Jan-Jun 2024 :** 890
Dispositions Trending: ⇄ **Overall AVG. Month:** 155

Monthly Dispositions Summary



Jan --- Jun Dispositions



Dispositions by Division

Divisions		Jan	Feb	Mar	Apr	May	Jun	Jul	Aug	Sep	Oct	Nov	Dec	Thru Jun	% Change	Total
Total	2024	122	194	143	179	90	162	-	-	-	-	-	-	890	-2%	890
	2023	161	167	183	116	119	164	153	197	211	164	120	148	910	▼	1,903
Civil	2024	10	42	10	6	6	11	-	-	-	-	-	-	85	31%	85
	2023	15	7	16	14	4	9	13	17	24	5	15	12	65	▲	151
Criminal	2024	61	76	79	128	65	126	-	-	-	-	-	-	535	15%	535
	2023	87	79	80	44	66	109	93	130	145	109	57	85	465	▲	1,084
Concealed Handgun Permits	2024	40	41	46	35	17	24	-	-	-	-	-	-	203	-35%	203
	2023	50	71	78	48	35	29	36	39	37	37	33	42	311	▼	535
Miscellaneous/ Other	2024	11	35	8	10	2	1	-	-	-	-	-	-	67	0%	67
	2023	9	10	8	10	13	17	11	11	5	13	15	9	67	↔	131
Others	2024	-	-	-	-	-	-	-	-	-	-	-	-	0	-100%	0
	2023	-	-	1	-	1	-	-	-	-	-	-	-	2	▼	2

Dispositions by Case Category

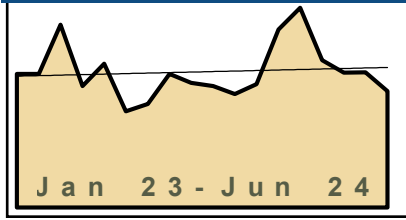
Case Categories		Jan	Feb	Mar	Apr	May	Jun	Jul	Aug	Sep	Oct	Nov	Dec	Thru Jun	% Change	Total
Capital Murder	2024	-	-	-	-	-	-	-	-	-	-	-	-	0	0%	0
	2023	-	-	-	-	-	-	-	-	-	-	-	2	0	↔	2
Contested Divorce	2024	1	3	2	1	2	2	-	-	-	-	-	-	11	83%	11
	2023	2	-	-	2	1	1	1	4	3	-	4	1	6	▲	19
Domestic and Family - Level 1	2024	2	1	1	-	-	-	-	-	-	-	-	-	4	33%	4
	2023	1	-	1	1	-	-	1	-	5	1	3	1	3	▲	14
Domestic and Family - Level 2	2024	-	1	-	-	2	1	-	-	-	-	-	-	4	0%	4
	2023	1	-	2	1	-	-	1	2	-	-	-	-	4	↔	7
Felonies and Related Matters	2024	37	52	59	79	47	90	-	-	-	-	-	-	364	13%	364
	2023	52	52	52	37	44	84	65	103	108	77	44	56	321	▲	774
General Civil - Level 1	2024	-	2	-	1	-	-	-	-	-	-	-	-	3	200%	3
	2023	-	-	-	1	-	-	-	-	-	1	-	2	1	▲	4
General Civil - Level 2	2024	1	14	2	-	1	-	-	-	-	-	-	-	18	50%	18
	2023	1	2	4	2	1	2	2	1	1	-	-	1	12	▲	17
General Civil - Level 3	2024	-	10	-	-	-	2	-	-	-	-	-	-	12	9%	12
	2023	6	-	2	2	-	1	3	3	10	-	4	1	11	▲	32
Miscellaneous Civil	2024	50	69	53	45	19	25	-	-	-	-	-	-	261	-30%	261
	2023	58	81	86	56	46	45	44	50	42	50	45	50	372	▼	653
Misdemeanor	2024	21	22	13	44	13	27	-	-	-	-	-	-	140	9%	140
	2023	30	24	22	7	21	25	27	25	34	30	13	23	129	▲	281
Other	2024	1	2	-	-	-	-	-	-	-	-	-	-	3	0%	3
	2023	-	-	1	-	1	1	-	-	-	-	-	-	3	↔	3
Other Criminally Related Matters	2024	3	2	7	5	5	9	-	-	-	-	-	-	31	107%	31
	2023	5	3	6	-	1	-	1	3	3	2	-	4	15	▲	28
Probates/Wills & Trusts - Level 1	2024	-	4	-	-	-	-	-	-	-	-	-	-	4	300%	4
	2023	-	-	-	1	-	-	-	-	-	-	-	-	1	▲	1
Probates/Wills & Trusts - Level 2	2024	1	-	1	1	-	1	-	-	-	-	-	-	4	0%	4
	2023	-	-	2	-	-	2	2	1	-	-	-	1	4	↔	8
Uncontested Divorce	2024	5	12	5	3	1	5	-	-	-	-	-	-	31	11%	31
	2023	5	5	5	6	4	3	6	5	5	3	7	6	28	▲	60

Dashboard

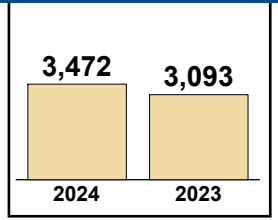
Court: Augusta Circuit
Start/End Date: Jan-23 / Jun-24
2023 Average Month: 486
Jan-Jun 2023: 3,093
Dispositions Trending: ▲

Circuit/Court ID: 25 225015
Type of Case: Dispositions
2024 Average Month: 579
Jan-Jun 2024 : 3,472
Overall AVG. Month: 517

Monthly Dispositions Summary



Jan --- Jun Dispositions



Dispositions by Division

Divisions		Jan	Feb	Mar	Apr	May	Jun	Jul	Aug	Sep	Oct	Nov	Dec	Thru Jun	% Change	Total
Total	2024	678	761	561	514	515	443	-	-	-	-	-	-	3,472	12%	3,472
	2023	509	509	697	463	548	367	395	509	475	463	432	470	3,093	▲	5,837
Civil	2024	140	243	61	45	54	64	-	-	-	-	-	-	607	119%	607
	2023	43	27	76	38	37	56	44	82	43	81	39	78	277	▲	644
Criminal	2024	217	203	172	224	173	208	-	-	-	-	-	-	1,197	7%	1,197
	2023	216	167	209	184	217	124	125	218	202	176	155	161	1,117	▲	2,154
Concealed Handgun Permits	2024	166	217	263	173	186	114	-	-	-	-	-	-	1,119	-5%	1,119
	2023	161	232	316	168	208	96	140	107	150	129	160	125	1,181	▼	1,992
Miscellaneous/ Other	2024	144	90	61	67	98	51	-	-	-	-	-	-	511	1%	511
	2023	87	82	94	70	85	89	86	98	80	77	74	101	507	▲	1,023
Others	2024	11	8	4	5	4	6	-	-	-	-	-	-	38	245%	38
	2023	2	1	2	3	1	2	-	4	-	-	4	5	11	▲	24

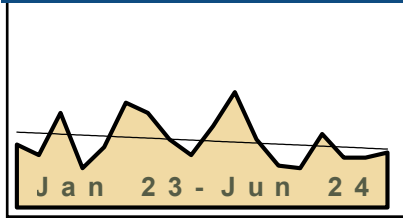
Dispositions by Case Category

Case Categories		Jan	Feb	Mar	Apr	May	Jun	Jul	Aug	Sep	Oct	Nov	Dec	Thru Jun	% Change	Total
Administrative Law	2024	-	-	-	1	-	3	-	-	-	-	-	-	4	33%	4
	2023	-	1	1	1	-	-	-	4	-	-	1	-	3	▲	8
Capital Murder	2024	-	2	-	1	-	-	-	-	-	-	-	-	3	3	3
	2023	-	-	-	-	-	-	-	1	1	-	-	-	0	↔	2
Contested Divorce	2024	5	12	6	5	6	6	-	-	-	-	-	-	40	14%	40
	2023	6	4	9	6	8	2	8	11	6	5	6	5	35	▲	76
Domestic and Family - Level 1	2024	6	4	1	14	7	15	-	-	-	-	-	-	47	292%	47
	2023	4	1	1	1	-	5	4	7	3	8	2	2	12	▲	38
Domestic and Family - Level 2	2024	3	19	4	6	8	7	-	-	-	-	-	-	47	-13%	47
	2023	4	5	32	7	3	3	5	11	3	6	1	4	54	▼	84
Felonies and Related Matters	2024	131	150	123	168	126	148	-	-	-	-	-	-	846	9%	846
	2023	138	110	160	137	130	101	85	142	125	130	108	103	776	▲	1,469
General Civil - Level 1	2024	6	-	-	1	1	-	-	-	-	-	-	-	8	33%	8
	2023	2	2	-	1	1	-	-	3	1	1	-	1	6	▲	12
General Civil - Level 2	2024	32	11	6	2	10	1	-	-	-	-	-	-	62	35%	62
	2023	6	4	8	8	9	11	4	10	8	23	5	11	46	▲	107
General Civil - Level 3	2024	17	7	9	4	12	17	-	-	-	-	-	-	66	74%	66
	2023	7	3	9	4	2	13	14	16	6	12	12	15	38	▲	113
Miscellaneous Civil	2024	295	425	287	204	233	139	-	-	-	-	-	-	1,583	12%	1,583
	2023	192	265	359	208	251	136	167	152	199	158	197	188	1,411	▲	2,472
Misdemeanor	2024	81	53	48	52	42	56	-	-	-	-	-	-	332	9%	332
	2023	70	50	45	41	80	18	33	72	71	46	40	56	304	▲	622
Other	2024	85	45	47	39	51	29	-	-	-	-	-	-	296	6%	296
	2023	57	49	53	30	43	48	55	40	32	48	40	71	280	▲	566
Other Criminally Related Matters	2024	5	3	1	4	5	4	-	-	-	-	-	-	22	-42%	22
	2023	8	7	5	6	7	5	7	4	6	-	7	2	38	▼	64
Probates/Wills & Trusts - Level 1	2024	-	-	-	-	-	1	-	-	-	-	-	-	1	1	1
	2023	-	-	-	-	-	-	-	2	-	1	-	-	0	↔	3
Probates/Wills & Trusts - Level 2	2024	1	5	3	2	1	4	-	-	-	-	-	-	16	33%	16
	2023	2	1	4	1	3	1	2	12	1	4	1	5	12	▲	37
Protective Orders	2024	-	-	-	-	-	1	-	-	-	-	-	-	1	1	1
	2023	-	-	-	-	-	-	-	-	-	-	-	-	0	↔	0
Uncontested Divorce	2024	11	25	26	11	12	13	-	-	-	-	-	-	98	26%	98
	2023	13	7	11	12	11	24	11	22	13	21	12	7	78	▲	164

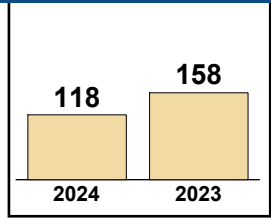
Dashboard

Court: Bath Circuit **Circuit/Court ID:** 25 225017
Start/End Date: Jan-23 / Jun-24 **Type of Case:** Dispositions
2023 Average Month: 28 **2024 Average Month:** 20
Jan-Jun 2023: 158 **Jan-Jun 2024 :** 118
Dispositions Trending: ▼ **Overall AVG. Month:** 26

Monthly Dispositions Summary



Jan --- Jun Dispositions



Dispositions by Division

Divisions		Jan	Feb	Mar	Apr	May	Jun	Jul	Aug	Sep	Oct	Nov	Dec	Thru Jun	% Change	Total
Total	2024	16	15	28	19	19	21	-	-	-	-	-	-	118	-25%	118
	2023	24	20	36	15	23	40	36	26	20	31	44	26	158	▼	341
Civil	2024	2	4	-	1	-	3	-	-	-	-	-	-	10	25%	10
	2023	-	-	4	-	1	3	1	-	3	-	1	2	8	▲	15
Criminal	2024	4	2	17	3	3	8	-	-	-	-	-	-	37	-8%	37
	2023	5	3	6	-	4	22	5	4	8	17	22	7	40	▼	103
Concealed Handgun Permits	2024	9	9	9	13	15	8	-	-	-	-	-	-	63	-33%	63
	2023	17	16	24	12	12	13	27	18	6	14	20	17	94	▼	196
Miscellaneous/ Other	2024	1	-	2	2	1	2	-	-	-	-	-	-	8	-50%	8
	2023	2	1	2	3	6	2	3	4	3	-	1	-	16	▼	27

Dispositions by Case Category

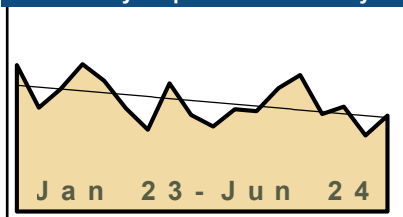
Case Categories		Jan	Feb	Mar	Apr	May	Jun	Jul	Aug	Sep	Oct	Nov	Dec	Thru Jun	% Change	Total
Contested Divorce	2024	-	1	-	-	-	1	-	-	-	-	-	-	2	100%	2
	2023	-	-	-	-	-	1	1	-	-	-	1	-	1	▲	3
Domestic and Family - Level 1	2024	-	1	-	-	-	-	-	-	-	-	-	-	1	1	1
	2023	-	-	-	-	-	-	-	-	-	-	-	2	0	↔	2
Domestic and Family - Level 2	2024	-	-	-	-	-	-	-	-	-	-	-	-	0	-100%	0
	2023	-	-	-	-	-	1	-	-	-	-	-	-	1	▼	1
Felonies and Related Matters	2024	3	-	15	2	3	5	-	-	-	-	-	-	28	-26%	28
	2023	5	3	6	-	3	21	1	1	5	15	13	6	38	▼	79
General Civil - Level 1	2024	-	-	-	-	-	-	-	-	-	-	-	-	0	0	0
	2023	-	-	-	-	-	-	1	-	-	-	-	-	0	↔	1
General Civil - Level 2	2024	2	-	-	1	-	-	-	-	-	-	-	-	3	200%	3
	2023	-	-	1	-	-	-	1	-	2	-	-	-	1	▲	4
General Civil - Level 3	2024	1	1	-	-	-	-	-	-	-	-	-	-	2	-33%	2
	2023	-	-	2	-	1	-	-	1	1	-	1	-	3	▼	6
Miscellaneous Civil	2024	9	9	11	14	16	10	-	-	-	-	-	-	69	-35%	69
	2023	19	17	25	14	17	14	28	20	8	14	20	17	106	▼	213
Misdemeanor	2024	1	2	2	1	-	2	-	-	-	-	-	-	8	700%	8
	2023	-	-	-	-	-	1	4	1	2	2	8	1	1	▲	19
Other Criminally Related Matters	2024	-	-	-	-	-	1	-	-	-	-	-	-	1	0%	1
	2023	-	-	-	-	1	-	-	2	1	-	1	-	1	↔	5
Probates/Wills & Trusts - Level 2	2024	-	-	-	-	-	2	-	-	-	-	-	-	2	100%	2
	2023	-	-	-	1	-	-	-	1	1	-	-	-	1	▲	3
Uncontested Divorce	2024	-	1	-	1	-	-	-	-	-	-	-	-	2	-60%	2
	2023	-	-	2	-	1	2	-	-	-	-	-	-	5	▼	5

Dashboard

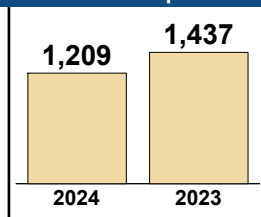
Court: Botetourt Circuit
Start/End Date: Jan-23 / Jun-24
2023 Average Month: 214
Jan-Jun 2023: 1,437
Dispositions Trending: ▼

Circuit/Court ID: 25 225023
Type of Case: Dispositions
2024 Average Month: 202
Jan-Jun 2024 : 1,209
Overall AVG. Month: 210

Monthly Dispositions Summary



Jan --- Jun Dispositions



Dispositions by Division

Divisions		Jan	Feb	Mar	Apr	May	Jun	Jul	Aug	Sep	Oct	Nov	Dec	Thru Jun	% Change	Total
Total	2024	235	260	186	200	145	183	-	-	-	-	-	-	1,209	-16%	1,209
	2023	279	198	233	281	249	197	156	244	184	162	195	191	1,437	▼	2,569
Civil	2024	27	27	22	13	15	15	-	-	-	-	-	-	119	18%	119
	2023	28	8	13	19	9	24	13	21	13	11	15	12	101	▲	186
Criminal	2024	86	139	60	100	69	82	-	-	-	-	-	-	536	-17%	536
	2023	120	78	97	130	144	74	54	103	84	79	64	84	643	▼	1,111
Concealed Handgun Permits	2024	103	74	85	72	41	66	-	-	-	-	-	-	441	-16%	441
	2023	98	80	92	103	80	74	74	88	68	53	99	74	527	▼	983
Miscellaneous/ Other	2024	19	20	18	15	20	18	-	-	-	-	-	-	110	-34%	110
	2023	33	32	31	29	16	25	15	32	19	19	17	21	166	▼	289
Others	2024	-	-	1	-	-	2	-	-	-	-	-	-	3	3	3
	2023	-	-	-	-	-	-	-	-	-	-	-	-	0	↔	0

Dispositions by Case Category

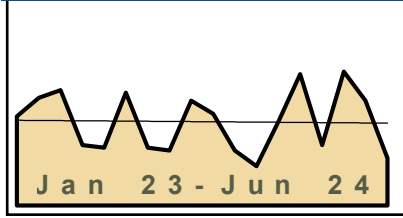
Case Categories		Jan	Feb	Mar	Apr	May	Jun	Jul	Aug	Sep	Oct	Nov	Dec	Thru Jun	% Change	Total
Administrative Law	2024	1	-	-	-	-	-	-	-	-	-	-	-	1	1	1
	2023	-	-	-	-	-	-	-	-	-	1	-	1	0	↔	2
Capital Murder	2024	-	-	-	-	-	-	-	-	-	-	-	-	0	0	0
	2023	-	-	-	-	-	-	-	-	-	-	-	1	0	↔	1
Contested Divorce	2024	2	3	-	3	3	3	-	-	-	-	-	-	14	27%	14
	2023	2	1	2	4	-	2	2	2	1	-	2	-	11	▲	18
Domestic and Family - Level 1	2024	6	6	8	-	1	3	-	-	-	-	-	-	24	-14%	24
	2023	7	3	2	4	-	12	6	2	-	2	6	4	28	▼	48
Domestic and Family - Level 2	2024	2	-	1	-	-	-	-	-	-	-	-	-	3	-50%	3
	2023	1	-	1	2	2	-	-	1	-	-	2	-	6	▼	9
Felonies and Related Matters	2024	67	118	49	70	57	55	-	-	-	-	-	-	416	-20%	416
	2023	99	58	85	91	133	51	43	69	71	54	41	60	517	▼	855
General Civil - Level 1	2024	-	-	-	-	-	-	-	-	-	-	-	-	0	-100%	0
	2023	-	-	-	-	1	-	-	-	-	-	-	-	1	▼	1
General Civil - Level 2	2024	4	5	4	2	2	1	-	-	-	-	-	-	18	0%	18
	2023	1	2	4	6	-	5	1	7	3	3	3	1	18	↔	36
General Civil - Level 3	2024	4	1	3	2	3	3	-	-	-	-	-	-	16	60%	16
	2023	4	2	-	1	1	2	-	-	3	3	1	2	10	▲	19
Miscellaneous Civil	2024	112	86	93	78	52	78	-	-	-	-	-	-	499	-19%	499
	2023	114	95	107	123	88	88	86	100	75	58	108	86	615	▼	1,128
Misdemeanor	2024	16	17	11	29	11	18	-	-	-	-	-	-	102	-1%	102
	2023	20	16	11	23	10	23	8	18	9	12	21	17	103	▼	188
Other	2024	10	7	11	8	8	8	-	-	-	-	-	-	52	-28%	52
	2023	16	14	16	8	8	10	3	19	10	11	6	8	72	▼	129
Other Criminally Related Matters	2024	4	4	-	1	1	9	-	-	-	-	-	-	19	-17%	19
	2023	1	4	1	16	1	-	3	16	4	13	2	6	23	▼	67
Probates/Wills & Trusts - Level 1	2024	-	-	-	-	-	-	-	-	-	-	-	-	0	-100%	0
	2023	1	1	-	-	-	-	-	-	-	-	-	-	2	▼	2
Probates/Wills & Trusts - Level 2	2024	-	4	-	1	-	-	-	-	-	-	-	-	5	150%	5
	2023	2	-	-	-	-	-	-	1	-	2	-	-	2	▲	5
Uncontested Divorce	2024	7	9	6	6	7	5	-	-	-	-	-	-	40	38%	40
	2023	11	2	4	3	5	4	4	9	8	3	3	5	29	▲	61

Dashboard

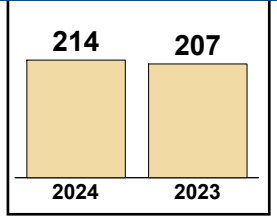
Court: Craig Circuit
Start/End Date: Jan-23 / Jun-24
2023 Average Month: 30
Jan-Jun 2023: 207
Dispositions Trending: ▲

Circuit/Court ID: 25 225045
Type of Case: Dispositions
2024 Average Month: 36
Jan-Jun 2024 : 214
Overall AVG. Month: 32

Monthly Dispositions Summary



Jan --- Jun Dispositions



Dispositions by Division

Divisions		Jan	Feb	Mar	Apr	May	Jun	Jul	Aug	Sep	Oct	Nov	Dec	Thru Jun	% Change	Total
Total	2024	32	50	23	51	40	18	-	-	-	-	-	-	214	3%	214
	2023	34	41	44	23	22	43	22	21	40	35	21	15	207	▲	361
Civil	2024	-	2	3	2	13	2	-	-	-	-	-	-	22	-4%	22
	2023	4	1	2	3	7	6	1	3	-	1	1	3	23	▼	32
Criminal	2024	1	24	1	15	1	1	-	-	-	-	-	-	43	34%	43
	2023	7	5	11	4	-	5	-	-	18	4	-	-	32	▲	54
Concealed Handgun Permits	2024	29	23	15	31	23	12	-	-	-	-	-	-	133	4%	133
	2023	18	34	26	16	10	24	18	16	21	28	18	12	128	▲	241
Miscellaneous/ Other	2024	2	1	4	3	3	3	-	-	-	-	-	-	16	-33%	16
	2023	5	1	5	-	5	8	3	2	1	2	2	-	24	▼	34

Dispositions by Case Category

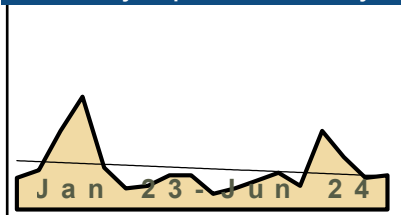
Case Categories		Jan	Feb	Mar	Apr	May	Jun	Jul	Aug	Sep	Oct	Nov	Dec	Thru Jun	% Change	Total
Contested Divorce	2024	-	-	-	-	-	1	-	1	-	-	-	-	0	-100%	0
	2023	-	-	-	-	-	-	-	-	-	-	-	-	1	▼	2
Domestic and Family - Level 1	2024	-	-	1	-	13	-	-	-	-	-	-	-	14	75%	14
	2023	-	-	-	1	7	-	-	-	-	-	-	-	8	▲	8
Domestic and Family - Level 2	2024	-	-	-	-	-	-	-	-	-	-	-	-	0	-100%	0
	2023	-	1	-	-	-	-	-	-	-	-	1	-	1	▼	2
Felonies and Related Matters	2024	1	15	1	13	1	1	-	-	-	-	-	-	32	68%	32
	2023	7	3	2	3	-	4	-	-	13	2	-	-	19	▲	34
General Civil - Level 1	2024	-	-	-	1	-	-	-	-	-	-	-	-	1	-50%	1
	2023	-	-	-	1	-	1	-	-	-	-	-	-	2	▼	2
General Civil - Level 2	2024	-	2	1	-	-	-	-	-	-	-	-	-	3	200%	3
	2023	-	-	1	-	-	-	-	1	-	1	-	-	1	▲	3
General Civil - Level 3	2024	-	-	1	-	-	-	-	-	-	-	-	-	1	-86%	1
	2023	2	-	1	-	-	4	1	-	-	-	-	1	7	▼	9
Miscellaneous Civil	2024	31	24	19	34	26	15	-	-	-	-	-	-	149	-2%	149
	2023	23	35	31	16	15	32	21	18	22	30	20	12	152	▼	275
Misdemeanor	2024	-	9	-	2	-	-	-	-	-	-	-	-	11	-8%	11
	2023	-	2	8	1	-	1	-	-	5	2	-	-	12	▼	19
Other Criminally Related Matters	2024	-	-	-	-	-	-	-	-	-	-	-	-	0	-100%	0
	2023	-	-	1	-	-	-	-	-	-	-	-	-	1	▼	1
Probates/Wills & Trusts - Level 1	2024	-	-	-	1	-	-	-	-	-	-	-	-	1	1	1
	2023	-	-	-	-	-	-	-	-	-	-	-	1	0	↔	1
Uncontested Divorce	2024	-	-	-	-	-	2	-	-	-	-	-	-	2	-33%	2
	2023	2	-	-	1	-	-	-	1	-	-	-	1	3	▼	5

Dashboard

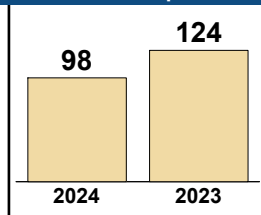
Court: Highland Circuit
Start/End Date: Jan-23 / Jun-24
2023 Average Month: 15
Jan-Jun 2023: 124
Dispositions Trending: ▼

Circuit/Court ID: 25 225091
Type of Case: Dispositions
2024 Average Month: 16
Jan-Jun 2024 : 98
Overall AVG. Month: 16

Monthly Dispositions Summary



Jan --- Jun Dispositions



Dispositions by Division

Divisions		Jan	Feb	Mar	Apr	May	Jun	Jul	Aug	Sep	Oct	Nov	Dec	Thru Jun	% Change	Total
Total	2024	14	9	30	20	12	13	-	-	-	-	-	-	98	-21%	98
	2023	12	15	30	43	16	8	9	13	13	6	8	11	124	▼	184
Civil	2024	1	1	1	-	2	-	-	-	-	-	-	-	5	-64%	5
	2023	2	1	8	1	1	1	-	-	1	-	-	-	14	▼	15
Criminal	2024	4	-	18	7	1	4	-	-	-	-	-	-	34	-19%	34
	2023	-	-	1	35	2	4	5	7	5	1	7	1	42	▼	68
Concealed Handgun Permits	2024	9	5	9	10	8	9	-	-	-	-	-	-	50	-22%	50
	2023	10	13	21	4	13	3	4	5	6	4	-	9	64	▼	92
Miscellaneous/ Other	2024	-	3	2	3	1	-	-	-	-	-	-	-	9	125%	9
	2023	-	1	-	3	-	-	-	1	1	1	1	1	4	▲	9

Dispositions by Case Category

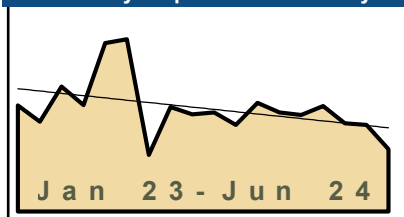
Case Categories		Jan	Feb	Mar	Apr	May	Jun	Jul	Aug	Sep	Oct	Nov	Dec	Thru Jun	% Change	Total
Contested Divorce	2024	1	-	-	-	-	-	-	-	-	-	-	-	1	-50%	1
	2023	-	-	1	-	-	1	-	-	-	-	-	-	2	▼	2
Domestic and Family - Level 1	2024	-	-	-	-	-	-	-	-	-	-	-	-	0	-100%	0
	2023	-	-	3	1	-	-	-	-	-	-	-	-	4	▼	4
Domestic and Family - Level 2	2024	-	-	-	-	-	-	-	-	-	-	-	-	0	-100%	0
	2023	-	-	1	-	-	-	-	-	-	-	-	-	1	▼	1
Felonies and Related Matters	2024	3	-	12	7	-	2	-	-	-	-	-	-	24	4%	24
	2023	-	-	1	17	2	3	4	3	4	-	5	-	23	▲	39
General Civil - Level 1	2024	-	1	-	-	-	-	-	-	-	-	-	-	1	1	1
	2023	-	-	-	-	-	-	-	-	-	-	-	-	0	↔	0
General Civil - Level 2	2024	-	-	-	-	-	-	-	-	-	-	-	-	0	-100%	0
	2023	2	-	-	-	-	-	-	-	-	-	-	-	2	▼	2
General Civil - Level 3	2024	-	-	-	-	1	-	-	-	-	-	-	-	1	0%	1
	2023	-	1	-	-	-	-	-	-	-	-	-	-	1	↔	1
Miscellaneous Civil	2024	9	8	11	13	9	9	-	-	-	-	-	-	59	-13%	59
	2023	10	14	21	7	13	3	4	6	7	5	1	10	68	▼	101
Misdemeanor	2024	1	-	5	-	1	2	-	-	-	-	-	-	9	-50%	9
	2023	-	-	-	17	-	1	1	4	1	-	1	1	18	▼	26
Other Criminally Related Matters	2024	-	-	1	-	-	-	-	-	-	-	-	-	1	0%	1
	2023	-	-	-	1	-	-	-	-	-	1	1	-	1	↔	3
Probates/Wills & Trusts - Level 2	2024	-	-	1	-	1	-	-	-	-	-	-	-	2	100%	2
	2023	-	-	1	-	-	-	-	-	1	-	-	-	1	▲	2
Uncontested Divorce	2024	-	-	-	-	-	-	-	-	-	-	-	-	0	-100%	0
	2023	-	-	2	-	1	-	-	-	-	-	-	-	3	▼	3

Dashboard

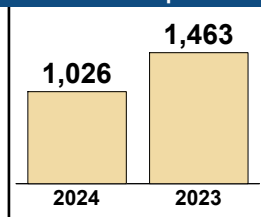
Court: Rockbridge Circuit
Start/End Date: Jan-23 / Jun-24
2023 Average Month: 210
Jan-Jun 2023: 1,463
Dispositions Trending: ▼

Circuit/Court ID: 25 225163
Type of Case: Dispositions
2024 Average Month: 171
Jan-Jun 2024 : 1,026
Overall AVG. Month: 197

Monthly Dispositions Summary



Jan --- Jun Dispositions



Dispositions by Division

Divisions		Jan	Feb	Mar	Apr	May	Jun	Jul	Aug	Sep	Oct	Nov	Dec	Thru Jun	% Change	Total
Total	2024	189	184	201	168	165	119	-	-	-	-	-	-	1,026	-30%	1,026
	2023	202	171	238	203	321	328	108	199	185	189	165	207	1,463	▼	2,516
Civil	2024	15	16	15	23	20	11	-	-	-	-	-	-	100	-32%	100
	2023	17	20	20	27	40	22	21	20	21	51	25	13	146	▼	297
Criminal	2024	115	91	113	71	90	49	-	-	-	-	-	-	529	-42%	529
	2023	130	71	135	100	220	251	42	127	120	80	103	132	907	▼	1,511
Concealed Handgun Permits	2024	43	69	63	62	41	55	-	-	-	-	-	-	333	0%	333
	2023	47	69	69	63	45	40	38	48	34	40	31	53	333	↔	577
Miscellaneous/ Other	2024	16	8	10	12	14	4	-	-	-	-	-	-	64	-17%	64
	2023	8	11	14	13	16	15	7	4	10	18	6	9	77	▼	131

Dispositions by Case Category


Case Categories		Jan	Feb	Mar	Apr	May	Jun	Jul	Aug	Sep	Oct	Nov	Dec	Thru Jun	% Change	Total
Administrative Law	2024	-	-	-	-	1	-	-	-	-	-	-	-	1	-50%	1
	2023	-	-	-	-	1	1	-	-	1	-	1	-	2	▼	4
Contested Divorce	2024	2	3	3	2	1	-	-	-	-	-	-	-	11	-35%	11
	2023	3	3	1	2	6	2	1	1	-	3	2	2	17	▼	26
Domestic and Family - Level 1	2024	-	4	-	-	2	1	-	-	-	-	-	-	7	-70%	7
	2023	-	-	2	12	8	1	-	5	2	25	9	-	23	▼	64
Domestic and Family - Level 2	2024	4	-	1	5	1	1	-	-	-	-	-	-	12	-8%	12
	2023	3	-	5	-	2	3	3	7	2	5	3	3	13	▼	36
Felonies and Related Matters	2024	76	68	81	57	54	32	-	-	-	-	-	-	368	-35%	368
	2023	59	49	75	64	131	188	31	83	83	49	72	83	566	▼	967
General Civil - Level 2	2024	5	3	5	7	8	2	-	-	-	-	-	-	30	0%	30
	2023	4	7	1	5	7	6	3	-	3	3	5	1	30	↔	45
General Civil - Level 3	2024	-	4	-	-	2	4	-	-	-	-	-	-	10	-50%	10
	2023	-	8	3	-	8	1	3	-	6	5	1	1	20	▼	36
Miscellaneous Civil	2024	56	76	73	74	52	59	-	-	-	-	-	-	390	-2%	390
	2023	53	76	83	76	59	51	45	51	45	56	37	61	398	▼	693
Misdemeanor	2024	32	22	28	12	20	13	-	-	-	-	-	-	127	-59%	127
	2023	60	21	60	28	87	57	11	41	32	18	24	40	313	▼	479
Other	2024	-	1	-	2	-	-	-	-	-	-	-	-	3	50%	3
	2023	-	1	1	-	-	-	1	-	-	-	1	1	2	▲	5
Other Criminally Related Matters	2024	7	1	4	2	17	4	-	-	-	-	-	-	35	25%	35
	2023	11	1	-	8	2	6	1	3	5	13	7	9	28	▲	66
Probates/Wills & Trusts - Level 1	2024	-	-	1	-	-	-	-	-	-	-	-	-	1	0%	1
	2023	-	1	-	-	-	-	-	-	-	-	-	-	1	↔	1
Probates/Wills & Trusts - Level 2	2024	-	-	1	1	2	1	-	-	-	-	-	-	5	-38%	5
	2023	1	1	2	-	1	3	3	2	-	-	-	-	8	▼	13
Uncontested Divorce	2024	7	2	4	6	5	2	-	-	-	-	-	-	26	-38%	26
	2023	8	3	5	8	9	9	6	6	6	11	4	6	42	▼	81

Dashboard

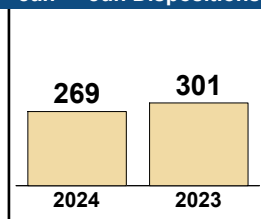
Court: Buena Vista Circuit
Start/End Date: Jan-23 / Jun-24
2023 Average Month: 50
Jan-Jun 2023: 301
Dispositions Trending: ▼

Circuit/Court ID: 25 225530
Type of Case: Dispositions
2024 Average Month: 45
Jan-Jun 2024 : 269
Overall AVG. Month: 48

Monthly Dispositions Summary



Jan --- Jun Dispositions



Dispositions by Division

Divisions		Jan	Feb	Mar	Apr	May	Jun	Jul	Aug	Sep	Oct	Nov	Dec	Thru Jun	% Change	Total
Total	2024	45	38	39	61	19	67	-	-	-	-	-	-	269	-11%	269
	2023	39	67	43	69	22	61	67	59	19	36	50	62	301	▼	594
Civil	2024	4	2	2	2	2	5	-	-	-	-	-	-	17	-29%	17
	2023	1	-	2	9	1	11	3	6	4	3	4	6	24	▼	50
Criminal	2024	22	29	29	42	6	46	-	-	-	-	-	-	174	-16%	174
	2023	26	44	30	45	21	42	54	39	10	19	33	44	208	▼	407
Concealed Handgun Permits	2024	16	4	7	15	8	14	-	-	-	-	-	-	64	31%	64
	2023	9	21	6	7	-	6	6	11	1	11	9	10	49	▲	97
Miscellaneous/ Other	2024	1	3	1	2	3	2	-	-	-	-	-	-	12	-37%	12
	2023	3	2	5	7	-	2	4	3	4	3	4	2	19	▼	39
Others	2024	2	-	-	-	-	-	-	-	-	-	-	-	2	100%	2
	2023	-	-	-	1	-	-	-	-	-	-	-	-	1	▲	1

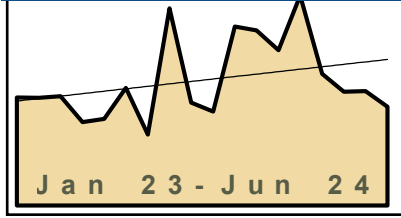
Dispositions by Case Category

Case Categories		Jan	Feb	Mar	Apr	May	Jun	Jul	Aug	Sep	Oct	Nov	Dec	Thru Jun	% Change	Total
Contested Divorce	2024	-	-	1	1	-	1	-	-	-	-	-	-	3	50%	3
	2023	-	-	1	1	-	-	-	-	1	-	1	5	2	▲	9
Domestic and Family - Level 1	2024	1	-	-	-	1	1	-	-	-	-	-	-	3	-57%	3
	2023	-	-	-	1	-	6	-	2	2	1	-	-	7	▼	12
Domestic and Family - Level 2	2024	-	-	-	-	-	-	-	-	-	-	-	-	0	-100%	0
	2023	-	-	-	2	-	2	-	-	-	1	-	-	4	▼	5
Felonies and Related Matters	2024	11	19	20	33	3	26	-	-	-	-	-	-	112	-22%	112
	2023	18	23	25	34	18	25	50	26	5	13	24	28	143	▼	289
General Civil - Level 1	2024	-	-	-	-	-	-	-	-	-	-	-	-	0	-100%	0
	2023	-	-	-	1	-	-	-	-	-	-	-	-	1	▼	1
General Civil - Level 2	2024	1	-	-	1	-	-	-	-	-	-	-	-	2	-33%	2
	2023	-	-	1	2	-	-	-	-	-	1	1	-	3	▼	5
General Civil - Level 3	2024	1	-	-	-	-	1	-	-	-	-	-	-	2	0%	2
	2023	-	-	1	-	-	1	-	1	-	-	-	-	2	↔	3
Miscellaneous Civil	2024	16	7	8	17	11	16	-	-	-	-	-	-	75	15%	75
	2023	12	23	9	13	-	8	10	14	5	13	12	12	65	▲	131
Misdemeanor	2024	10	7	8	7	3	15	-	-	-	-	-	-	50	-4%	50
	2023	5	17	4	11	2	13	4	12	5	6	7	14	52	▼	100
Other	2024	2	-	-	-	1	-	-	-	-	-	-	-	3	200%	3
	2023	-	-	-	1	-	-	-	-	-	-	-	-	1	▲	1
Other Criminally Related Matters	2024	1	3	1	2	-	5	-	-	-	-	-	-	12	-8%	12
	2023	3	4	1	-	1	4	-	1	-	-	2	2	13	▼	18
Probates/Wills & Trusts - Level 2	2024	1	1	-	-	-	2	-	-	-	-	-	-	4	300%	4
	2023	-	-	-	1	-	-	1	1	-	-	-	-	1	▲	3
Protective Orders	2024	-	-	-	-	-	-	-	-	-	-	-	-	0	-100%	0
	2023	-	-	-	-	-	1	-	-	-	-	-	-	1	▼	1
Uncontested Divorce	2024	1	1	1	-	-	-	-	-	-	-	-	-	3	-50%	3
	2023	1	-	1	2	1	1	2	2	1	1	3	1	6	▼	16

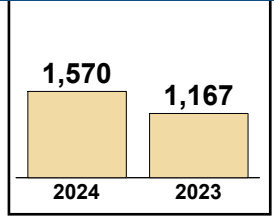
Dashboard

Court: Staunton Circuit
Start/End Date: Jan-23 / Jun-24
2023 Average Month: 227
Jan-Jun 2023: 1,167
Dispositions Trending: ▲
Circuit/Court ID: 25 225790
Type of Case: Dispositions
2024 Average Month: 262
Jan-Jun 2024 : 1,570
Overall AVG. Month: 239

Monthly Dispositions Summary



Jan --- Jun Dispositions



Dispositions by Division

Table with 17 columns (Divisions, Jan-Dec, Thru Jun, % Change, Total) and rows for Total, Civil, Criminal, Concealed Handgun Permits, Miscellaneous/Other, and Others.

Dispositions by Case Category

Table with 17 columns (Case Categories, Jan-Dec, Thru Jun, % Change, Total) and rows for various case categories including Capital Murder, Contested Divorce, Domestic and Family, Felonies and Related Matters, etc.

This report reflects data in the case management system. Numbers will update accordingly as reports are refreshed and posted.

CPSS-CCMS-10.11 CASELOAD STATISTICS OF THE CIRCUIT COURTS

Waynesboro

January 2023 -- June 2024 Dispositions


Alexandria and Fairfax Circuit are not Included in State Totals

Dashboard

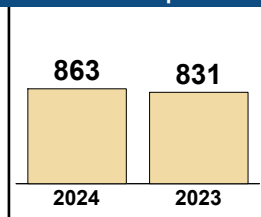
Court: Waynesboro Circuit
Start/End Date: Jan-23 / Jun-24
2023 Average Month: 137
Jan-Jun 2023: 831
Dispositions Trending: ▲

Circuit/Court ID: 25 225820
Type of Case: Dispositions
2024 Average Month: 144
Jan-Jun 2024 : 863
Overall AVG. Month: 139

Monthly Dispositions Summary



Jan --- Jun Dispositions



Dispositions by Division

Divisions		Jan	Feb	Mar	Apr	May	Jun	Jul	Aug	Sep	Oct	Nov	Dec	Thru Jun	% Change	Total
Total	2024	146	204	153	127	117	116	-	-	-	-	-	-	863	4%	863
	2023	111	156	149	176	130	109	110	165	133	147	98	162	831	▲	1,646
Civil	2024	19	13	11	7	19	14	-	-	-	-	-	-	83	-2%	83
	2023	12	16	19	19	10	9	26	12	10	21	14	8	85	▼	176
Criminal	2024	88	118	55	58	55	76	-	-	-	-	-	-	450	14%	450
	2023	37	57	57	100	74	69	34	103	66	72	36	100	394	▲	805
Concealed Handgun Permits	2024	11	44	49	33	19	17	-	-	-	-	-	-	173	2%	173
	2023	24	34	30	33	30	19	24	16	25	27	25	22	170	▲	309
Miscellaneous/ Other	2024	28	28	37	26	24	9	-	-	-	-	-	-	152	-16%	152
	2023	38	48	43	23	16	12	26	34	32	27	23	31	180	▼	353
Others	2024	-	1	1	3	-	-	-	-	-	-	-	-	5	150%	5
	2023	-	1	-	1	-	-	-	-	-	-	-	1	2	▲	3

Dispositions by Case Category

Case Categories		Jan	Feb	Mar	Apr	May	Jun	Jul	Aug	Sep	Oct	Nov	Dec	Thru Jun	% Change	Total
Administrative Law	2024	-	-	-	-	-	-	-	-	-	-	-	-	0	-100%	0
	2023	-	-	1	-	-	-	-	-	-	-	-	-	1	▼	1
Capital Murder	2024	-	-	-	-	-	-	-	-	-	-	-	-	0	0	0
	2023	-	-	-	-	-	-	1	-	-	-	-	-	0	↔	1
Contested Divorce	2024	-	2	1	2	4	1	-	-	-	-	-	-	10	-33%	10
	2023	4	3	4	2	2	-	5	1	1	3	2	1	15	▼	28
Domestic and Family - Level 1	2024	10	2	3	-	3	4	-	-	-	-	-	-	22	47%	22
	2023	4	-	5	6	-	-	5	4	2	2	1	1	15	▲	30
Domestic and Family - Level 2	2024	-	2	1	-	1	1	-	-	-	-	-	-	5	0%	5
	2023	1	-	2	-	-	2	3	1	-	1	-	-	5	↔	10
Felonies and Related Matters	2024	55	82	42	41	33	58	-	-	-	-	-	-	311	4%	311
	2023	24	44	39	83	55	54	24	82	48	48	26	72	299	▲	599
General Civil - Level 1	2024	-	-	-	-	-	-	-	-	-	-	-	-	0	0	0
	2023	-	-	-	-	-	-	1	-	-	-	-	-	0	↔	1
General Civil - Level 2	2024	2	3	4	2	2	1	-	-	-	-	-	-	14	-18%	14
	2023	1	6	3	5	-	2	3	-	1	-	1	-	17	▼	22
General Civil - Level 3	2024	4	1	1	-	3	1	-	-	-	-	-	-	10	-33%	10
	2023	2	1	1	4	2	5	5	6	3	11	7	3	15	▼	50
Miscellaneous Civil	2024	15	51	65	41	26	26	-	-	-	-	-	-	224	0%	224
	2023	32	43	36	40	45	29	40	30	35	35	34	36	225	▼	435
Misdemeanor	2024	28	36	12	15	20	16	-	-	-	-	-	-	127	46%	127
	2023	12	12	17	16	19	11	9	21	18	22	8	24	87	▲	189
Other	2024	24	22	22	21	17	-	-	-	-	-	-	-	106	-16%	106
	2023	30	41	36	17	1	1	10	19	20	19	14	18	126	▼	226
Other Criminally Related Matters	2024	5	-	1	2	2	2	-	-	-	-	-	-	12	50%	12
	2023	1	1	1	1	-	4	-	-	-	2	2	4	8	▲	16
Probates/Wills & Trusts - Level 2	2024	-	-	-	-	1	-	-	-	-	-	-	-	1	-75%	1
	2023	-	-	-	-	3	1	1	-	-	-	-	-	4	▼	5
Uncontested Divorce	2024	3	3	1	3	5	6	-	-	-	-	-	-	21	50%	21
	2023	-	5	4	2	3	-	3	1	5	4	3	3	14	▲	33

This report reflects data in the case management system. Numbers will update accordingly as reports are refreshed and posted.

Dashboard		Monthly Dispositions Summary		Jan --- Jun Dispositions	
<p>Court: Clarke Circuit Start/End Date: Jan-23 / Jun-24 2023 Average Month: 60 Jan-Jun 2023: 355 Dispositions Trending: ▼</p>	<p>Circuit/Court ID: 26 226043 Type of Case: Dispositions 2024 Average Month: 57 Jan-Jun 2024 : 342 Overall AVG. Month: 59</p>	<p>Jan 23 - Jun 24</p>		<p>2024: 342, 2023: 355</p>	


Dispositions by Division																
Divisions		Jan	Feb	Mar	Apr	May	Jun	Jul	Aug	Sep	Oct	Nov	Dec	Thru Jun	% Change	Total
Total	2024	60	40	64	68	65	45	-	-	-	-	-	-	342	-4%	342
	2023	59	61	63	52	68	52	77	55	52	60	59	64	355	▼	722
Civil	2024	7	7	9	7	9	10	-	-	-	-	-	-	49	-9%	49
	2023	9	18	7	6	12	2	9	9	5	6	7	6	54	▼	96
Criminal	2024	12	1	15	26	19	12	-	-	-	-	-	-	85	37%	85
	2023	4	8	9	4	16	21	22	9	8	23	21	22	62	▲	167
Concealed Handgun Permits	2024	32	23	34	27	28	16	-	-	-	-	-	-	160	-18%	160
	2023	37	30	40	27	35	25	36	31	30	21	26	31	194	▼	369
Miscellaneous/ Other	2024	9	9	6	8	9	7	-	-	-	-	-	-	48	7%	48
	2023	9	5	7	15	5	4	10	6	9	10	5	5	45	▲	90

Dispositions by Case Category																
Case Categories		Jan	Feb	Mar	Apr	May	Jun	Jul	Aug	Sep	Oct	Nov	Dec	Thru Jun	% Change	Total
Administrative Law	2024	-	-	-	-	-	-	-	-	-	-	-	-	0	-100%	0
	2023	1	-	-	-	-	-	-	-	-	-	-	-	1	▼	1
Contested Divorce	2024	-	1	1	1	-	1	-	-	-	-	-	-	4	0%	4
	2023	1	-	1	-	2	-	1	1	-	-	1	2	4	↔	9
Domestic and Family - Level 1	2024	-	-	5	-	-	1	-	-	-	-	-	-	6	100%	6
	2023	-	-	3	-	-	-	-	-	1	3	1	-	3	▲	8
Domestic and Family - Level 2	2024	-	1	-	1	1	2	-	-	-	-	-	-	5	400%	5
	2023	1	-	-	-	-	-	-	1	-	-	2	-	1	▲	4
Felonies and Related Matters	2024	11	1	11	19	4	7	-	-	-	-	-	-	53	18%	53
	2023	1	5	9	4	13	13	16	8	5	22	10	17	45	▲	123
General Civil - Level 1	2024	-	-	-	-	-	1	-	-	-	-	-	-	1	1	1
	2023	-	-	-	-	-	-	-	1	-	-	-	-	0	↔	1
General Civil - Level 2	2024	2	3	2	-	5	-	-	-	-	-	-	-	12	0%	12
	2023	3	2	2	5	-	-	2	3	-	2	1	-	12	↔	20
General Civil - Level 3	2024	1	-	-	2	2	4	-	-	-	-	-	-	9	-61%	9
	2023	-	14	2	3	4	4	4	-	2	1	-	1	23	▼	31
Miscellaneous Civil	2024	40	30	38	33	34	22	-	-	-	-	-	-	197	-11%	197
	2023	43	31	44	35	39	29	43	35	38	29	31	36	221	▼	433
Misdemeanor	2024	-	-	4	7	13	5	-	-	-	-	-	-	29	142%	29
	2023	2	3	-	-	2	5	6	-	2	1	3	4	12	▲	28
Other	2024	-	1	-	-	-	-	-	-	-	-	-	-	1	-75%	1
	2023	1	2	-	1	-	-	-	-	1	-	-	-	4	▼	5
Other Criminally Related Matters	2024	1	-	-	-	2	-	-	-	-	-	-	-	3	-50%	3
	2023	1	1	-	-	1	3	1	1	1	1	9	1	6	▼	20
Probates/Wills & Trusts - Level 1	2024	-	-	1	-	-	-	-	-	-	-	-	-	1	1	1
	2023	-	-	-	-	-	-	-	-	-	-	-	-	0	↔	0
Probates/Wills & Trusts - Level 2	2024	1	-	1	1	-	1	-	-	-	-	-	-	4	-33%	4
	2023	1	1	2	1	1	-	-	-	-	-	-	-	6	▼	6
Protective Orders	2024	-	-	-	-	-	-	-	-	-	-	-	-	0	0	0
	2023	-	-	-	-	-	-	-	-	-	-	-	1	0	↔	1
Uncontested Divorce	2024	4	3	1	4	3	2	-	-	-	-	-	-	17	0%	17
	2023	4	2	-	3	6	2	4	5	2	1	1	2	17	↔	32

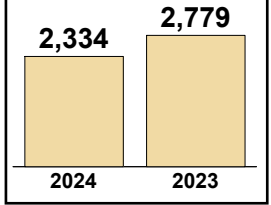
Dashboard

Court: Frederick Circuit
Start/End Date: Jan-23 / Jun-24
2023 Average Month: 446
Jan-Jun 2023: 2,779
Dispositions Trending: ▼
Circuit/Court ID: 26 226069
Type of Case: Dispositions
2024 Average Month:389
Jan-Jun 2024 : 2,334
Overall AVG. Month: 427

Monthly Dispositions Summary



Jan --- Jun Dispositions



Dispositions by Division

Table with columns: Divisions, Jan, Feb, Mar, Apr, May, Jun, Jul, Aug, Sep, Oct, Nov, Dec, Thru Jun, % Change, Total. Rows include Total, Civil, Criminal, Concealed Handgun Permits, Miscellaneous/Other, and Others.

Dispositions by Case Category

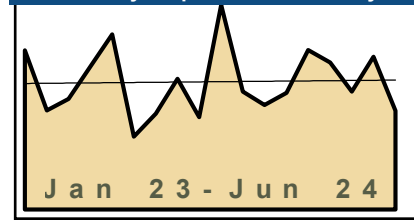
Table with columns: Case Categories, Jan, Feb, Mar, Apr, May, Jun, Jul, Aug, Sep, Oct, Nov, Dec, Thru Jun, % Change, Total. Rows include Administrative Law, Contested Divorce, Domestic and Family, Felonies and Related Matters, General Civil, Miscellaneous Civil, Misdemeanor, Other, Probates/Wills & Trusts, Protective Orders, and Uncontested Divorce.

Dashboard

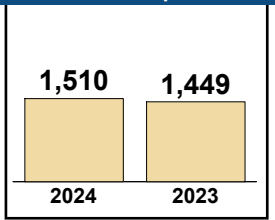
Court: Page Circuit
Start/End Date: Jan-23 / Jun-24
2023 Average Month: 239
Jan-Jun 2023: 1,449
Dispositions Trending: ▲

Circuit/Court ID: 26 226139
Type of Case: Dispositions
2024 Average Month: 252
Jan-Jun 2024 : 1,510
Overall AVG. Month: 243

Monthly Dispositions Summary



Jan --- Jun Dispositions



Dispositions by Division

Divisions		Jan	Feb	Mar	Apr	May	Jun	Jul	Aug	Sep	Oct	Nov	Dec	Thru Jun	% Change	Total
Total	2024	222	304	280	225	291	188	-	-	-	-	-	-	1,510	4%	1,510
	2023	303	189	211	273	334	139	183	249	176	390	225	199	1,449	▲	2,871
Civil	2024	27	17	19	18	12	13	-	-	-	-	-	-	106	39%	106
	2023	16	16	11	5	21	7	16	14	28	17	22	24	76	▲	197
Criminal	2024	142	233	185	157	233	135	-	-	-	-	-	-	1,085	12%	1,085
	2023	199	89	128	200	267	89	119	173	109	317	157	148	972	▲	1,995
Concealed Handgun Permits	2024	43	42	61	41	38	25	-	-	-	-	-	-	250	-27%	250
	2023	72	77	62	57	33	40	35	45	31	43	38	21	341	▼	554
Miscellaneous/ Other	2024	10	11	15	9	8	14	-	-	-	-	-	-	67	12%	67
	2023	16	7	10	11	13	3	13	17	8	13	8	6	60	▲	125
Others	2024	-	1	-	-	-	1	-	-	-	-	-	-	2	2	2
	2023	-	-	-	-	-	-	-	-	-	-	-	-	0	↔	0

Dispositions by Case Category

Case Categories		Jan	Feb	Mar	Apr	May	Jun	Jul	Aug	Sep	Oct	Nov	Dec	Thru Jun	% Change	Total
Contested Divorce	2024	4	2	4	1	3	3	-	-	-	-	-	-	17	183%	17
	2023	2	1	1	-	1	1	2	2	4	2	3	3	6	▲	22
Domestic and Family - Level 1	2024	2	1	-	-	5	-	-	-	-	-	-	-	8	60%	8
	2023	-	3	-	2	-	-	2	-	3	1	-	4	5	▲	15
Domestic and Family - Level 2	2024	7	2	4	4	-	5	-	-	-	-	-	-	22	214%	22
	2023	5	-	1	-	-	1	-	-	8	-	6	7	7	▲	28
Felonies and Related Matters	2024	87	170	117	116	169	95	-	-	-	-	-	-	754	14%	754
	2023	143	57	72	112	210	70	81	88	59	268	118	102	664	▲	1,380
General Civil - Level 2	2024	1	4	5	1	3	2	-	-	-	-	-	-	16	-6%	16
	2023	3	3	3	2	5	1	1	5	2	3	1	-	17	▼	29
General Civil - Level 3	2024	13	5	4	2	1	1	-	-	-	-	-	-	26	63%	26
	2023	2	1	1	1	10	1	-	4	7	3	6	4	16	▲	40
Miscellaneous Civil	2024	51	50	73	50	45	38	-	-	-	-	-	-	307	-22%	307
	2023	87	84	71	65	45	43	47	59	39	55	46	26	395	▼	667
Misdemeanor	2024	55	64	68	43	62	37	-	-	-	-	-	-	329	26%	329
	2023	56	31	39	66	54	16	33	73	35	45	28	47	262	▲	523
Other	2024	-	2	-	1	-	1	-	-	-	-	-	-	4	4	4
	2023	-	-	-	-	-	-	-	-	-	-	-	1	0	↔	1
Other Criminally Related Matters	2024	-	-	-	-	2	4	-	-	-	-	-	-	6	-87%	6
	2023	-	2	17	22	3	3	5	12	15	4	11	1	47	▼	95
Probates/Wills & Trusts - Level 2	2024	-	2	-	-	-	1	-	-	-	-	-	-	3	0%	3
	2023	-	2	-	-	-	1	1	1	1	-	-	1	3	↔	7
Protective Orders	2024	-	-	-	1	-	-	-	-	-	-	-	-	1	1	1
	2023	-	-	-	-	-	-	-	-	-	-	-	-	0	↔	0
Uncontested Divorce	2024	2	2	5	6	1	1	-	-	-	-	-	-	17	-37%	17
	2023	5	5	6	3	6	2	11	5	3	9	6	3	27	▼	64

CPSS-CCMS-10.11 CASELOAD STATISTICS OF THE CIRCUIT COURTS

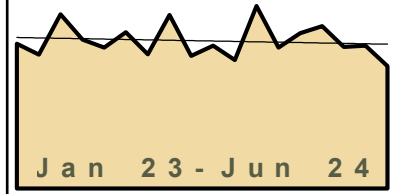
January 2023 -- June 2024 Dispositions

Alexandria and Fairfax Circuit are not Included in State Totals

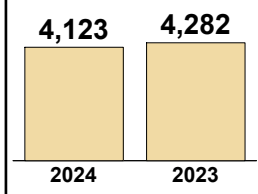
Dashboard

Court: Rockingham Circuit
Circuit/Court ID: 26 226165
Start/End Date: Jan-23 / Jun-24
Type of Case: Dispositions
2023 Average Month: 712
2024 Average Month: 687
Jan-Jun 2023: 4,282
Jan-Jun 2024 : 4,123
Dispositions Trending: ▼
Overall AVG. Month: 704

Monthly Dispositions Summary



Jan --- Jun Dispositions



Dispositions by Division

Divisions		Jan	Feb	Mar	Apr	May	Jun	Jul	Aug	Sep	Oct	Nov	Dec	Thru Jun	% Change	Total
Total	2024	672	740	773	674	681	583	-	-	-	-	-	-	4,123	-4%	4,123
	2023	689	638	829	710	672	744	639	826	632	681	612	869	4,282	▼	8,541
Civil	2024	54	48	60	52	97	30	-	-	-	-	-	-	341	-16%	341
	2023	58	61	85	66	58	77	86	62	74	63	63	70	405	▼	823
Criminal	2024	261	281	368	302	261	268	-	-	-	-	-	-	1,741	3%	1,741
	2023	278	203	332	262	232	382	268	374	234	307	257	292	1,689	▲	3,421
Concealed Handgun Permits	2024	186	188	187	188	190	136	-	-	-	-	-	-	1,075	-12%	1,075
	2023	170	215	232	213	236	156	147	172	173	170	173	153	1,222	▼	2,210
Miscellaneous/Other	2024	171	223	158	132	133	149	-	-	-	-	-	-	966	0%	966
	2023	183	159	180	168	146	129	138	218	151	140	119	354	965	▲	2,085
Others	2024	-	-	-	-	-	-	-	-	-	-	-	-	0	-100%	0
	2023	-	-	-	1	-	-	-	-	-	1	-	-	1	▼	2

Dispositions by Case Category

Case Categories		Jan	Feb	Mar	Apr	May	Jun	Jul	Aug	Sep	Oct	Nov	Dec	Thru Jun	% Change	Total
Administrative Law	2024	-	2	1	-	-	-	-	-	-	-	-	-	3	0%	3
	2023	-	-	-	2	1	-	2	-	-	-	-	1	3	↔	6
Capital Murder	2024	-	4	-	-	-	-	-	-	-	-	-	-	4	300%	4
	2023	-	1	-	-	-	-	-	-	-	-	-	-	1	▲	1
Contested Divorce	2024	6	9	7	1	13	7	-	-	-	-	-	-	43	-34%	43
	2023	9	10	16	9	10	11	9	9	6	8	10	15	65	▼	122
Domestic and Family - Level 1	2024	2	2	4	19	20	5	-	-	-	-	-	-	52	-17%	52
	2023	5	22	12	11	8	5	29	4	10	15	2	9	63	▼	132
Domestic and Family - Level 2	2024	12	-	4	5	10	3	-	-	-	-	-	-	34	10%	34
	2023	3	3	6	1	4	14	5	2	5	2	1	4	31	▲	50
Felonies and Related Matters	2024	201	228	302	237	188	201	-	-	-	-	-	-	1,357	5%	1,357
	2023	221	144	255	185	177	308	218	302	176	236	183	217	1,290	▲	2,622
General Civil - Level 1	2024	-	1	-	-	2	-	-	-	-	-	-	-	3	0%	3
	2023	3	-	-	-	-	-	-	3	3	1	-	-	3	↔	10
General Civil - Level 2	2024	12	14	16	5	12	12	-	-	-	-	-	-	71	4%	71
	2023	9	8	11	13	15	12	10	12	14	7	14	14	68	▲	139
General Civil - Level 3	2024	10	5	4	3	3	1	-	-	-	-	-	-	26	-37%	26
	2023	5	8	7	8	9	4	5	7	8	9	5	8	41	▼	83
Miscellaneous Civil	2024	228	243	229	226	234	179	-	-	-	-	-	-	1,339	-10%	1,339
	2023	217	252	281	271	275	191	189	241	229	210	202	189	1,487	▼	2,747
Misdemeanor	2024	49	45	60	61	64	62	-	-	-	-	-	-	341	-3%	341
	2023	47	52	70	72	44	66	44	65	44	64	59	62	351	▼	689
Other	2024	123	160	111	93	83	99	-	-	-	-	-	-	669	1%	669
	2023	131	113	126	106	99	89	93	142	90	94	86	312	664	▲	1,481
Other Criminally Related Matters	2024	11	4	6	6	9	5	-	-	-	-	-	-	41	-16%	41
	2023	11	6	8	5	11	8	6	7	14	7	15	13	49	▼	111
Probates/Wills & Trusts - Level 1	2024	-	1	-	-	1	-	-	-	-	-	-	-	2	100%	2
	2023	-	-	-	-	1	-	-	-	-	-	-	-	1	▲	1
Probates/Wills & Trusts - Level 2	2024	1	3	3	4	1	1	-	-	-	-	-	-	13	-13%	13
	2023	2	-	6	3	2	2	2	3	3	3	4	1	15	▼	31
Protective Orders	2024	1	-	1	1	-	-	-	-	-	-	-	-	3	-63%	3
	2023	-	2	2	-	1	3	7	3	-	3	1	1	8	▼	23
Uncontested Divorce	2024	16	19	25	13	41	8	-	-	-	-	-	-	122	-14%	122
	2023	26	17	29	24	15	31	20	26	30	22	29	24	142	▼	293

This report reflects data in the case management system. Numbers will update accordingly as reports are refreshed and posted.

CPSS-CCMS-10.11 CASELOAD STATISTICS OF THE CIRCUIT COURTS

Shenandoah

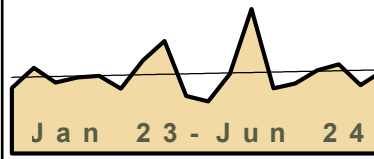
January 2023 -- June 2024 Dispositions

Alexandria and Fairfax Circuit are not Included in State Totals

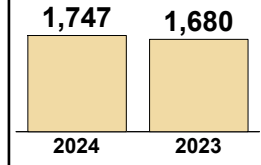
Dashboard

Court: Shenandoah Circuit Circuit/Court ID: 26 226171
Start/End Date: Jan-23 / Jun-24 Type of Case: Dispositions
2023 Average Month: 311 2024 Average Month:291
Jan-Jun 2023: 1,680 Jan-Jun 2024 : 1,747
Dispositions Trending: ▲ Overall AVG. Month: 305

Monthly Dispositions Summary



Jan --- Jun Dispositions



Dispositions by Division

Table with 17 columns: Divisions, Jan, Feb, Mar, Apr, May, Jun, Jul, Aug, Sep, Oct, Nov, Dec, Thru Jun, % Change, Total. Rows include Total, Civil, Criminal, Concealed Handgun Permits, Miscellaneous/Other, and Others.

Dispositions by Case Category

Table with 17 columns: Case Categories, Jan, Feb, Mar, Apr, May, Jun, Jul, Aug, Sep, Oct, Nov, Dec, Thru Jun, % Change, Total. Rows include Administrative Law, Capital Murder, Contested Divorce, Domestic and Family - Level 1/2, Felonies and Related Matters, General Civil - Level 1/2/3, Miscellaneous Civil, Misdemeanor, Other, Other Criminally Related Matters, Probates/Wills & Trusts - Level 1/2, Protective Orders, and Uncontested Divorce.

Dashboard		Monthly Dispositions Summary		Jan --- Jun Dispositions	
Court: Warren Circuit	Circuit/Court ID: 26 226187				
Start/End Date: Jan-23 / Jun-24	Type of Case: Dispositions				
2023 Average Month: 333	2024 Average Month: 302				
Jan-Jun 2023: 2,093	Jan-Jun 2024 : 1,809				
Dispositions Trending: ▼	Overall AVG. Month: 322				

Dispositions by Division																
Divisions		Jan	Feb	Mar	Apr	May	Jun	Jul	Aug	Sep	Oct	Nov	Dec	Thru Jun	% Change	Total
Total	2024	332	286	370	427	204	190	-	-	-	-	-	-	1,809	-14%	1,809
	2023	328	272	522	282	409	280	292	328	278	345	276	383	2,093	▼	3,995
Civil	2024	20	27	28	37	18	27	-	-	-	-	-	-	157	-40%	157
	2023	27	29	61	39	70	36	43	60	37	41	21	18	262	▼	482
Criminal	2024	149	103	190	200	105	110	-	-	-	-	-	-	857	4%	857
	2023	147	122	147	135	157	117	104	117	143	103	102	157	825	▲	1,551
Concealed Handgun Permits	2024	88	86	77	93	42	34	-	-	-	-	-	-	420	-22%	420
	2023	105	70	159	36	105	61	68	74	26	108	75	62	536	▼	949
Miscellaneous/ Other	2024	72	70	75	97	39	19	-	-	-	-	-	-	372	-21%	372
	2023	49	51	155	72	77	66	76	75	72	92	78	146	470	▼	1,009
Others	2024	3	-	-	-	-	-	-	-	-	-	-	-	3	3	3
	2023	-	-	-	-	-	-	1	2	-	1	-	-	0	↔	4

Dispositions by Case Category																
Case Categories		Jan	Feb	Mar	Apr	May	Jun	Jul	Aug	Sep	Oct	Nov	Dec	Thru Jun	% Change	Total
Administrative Law	2024	-	1	-	-	-	-	-	-	-	-	-	-	1	-75%	1
	2023	-	-	-	3	1	-	1	-	-	-	-	-	4	▼	5
Contested Divorce	2024	2	5	5	5	2	4	-	-	-	-	-	-	23	-23%	23
	2023	6	1	3	3	11	6	7	6	4	1	4	-	30	▼	52
Domestic and Family - Level 1	2024	4	10	2	4	1	12	-	-	-	-	-	-	33	-31%	33
	2023	4	11	13	2	16	2	5	7	9	20	4	2	48	▼	95
Domestic and Family - Level 2	2024	2	1	-	1	1	2	-	-	-	-	-	-	7	-68%	7
	2023	1	-	2	12	5	2	2	6	2	1	1	2	22	▼	36
Felonies and Related Matters	2024	106	74	142	154	63	84	-	-	-	-	-	-	623	5%	623
	2023	110	88	98	106	121	73	83	85	113	71	80	121	596	▲	1,149
General Civil - Level 1	2024	-	1	-	-	-	-	-	-	-	-	-	-	1	1	1
	2023	-	-	-	-	-	-	-	-	-	-	-	-	0	↔	0
General Civil - Level 2	2024	2	2	7	9	9	1	-	-	-	-	-	-	30	-44%	30
	2023	7	4	14	3	12	14	10	20	3	7	2	3	54	▼	99
General Civil - Level 3	2024	-	1	4	8	1	1	-	-	-	-	-	-	15	-56%	15
	2023	2	6	12	7	2	5	6	1	11	8	2	2	34	▼	64
Miscellaneous Civil	2024	111	105	106	117	52	53	-	-	-	-	-	-	544	-22%	544
	2023	120	87	205	70	128	85	94	109	57	139	95	77	695	▼	1,266
Misdemeanor	2024	34	23	40	44	22	20	-	-	-	-	-	-	183	10%	183
	2023	32	18	42	26	22	26	19	23	24	25	22	30	166	▲	309
Other	2024	54	51	44	74	28	-	-	-	-	-	-	-	251	-13%	251
	2023	32	31	103	34	51	38	46	41	40	59	58	130	289	▼	663
Other Criminally Related Matters	2024	9	6	8	2	20	6	-	-	-	-	-	-	51	-19%	51
	2023	5	16	7	3	14	18	2	10	7	7	-	6	63	▼	95
Probates/Wills & Trusts - Level 1	2024	-	-	1	-	-	-	-	-	-	-	-	-	1	-50%	1
	2023	-	2	-	-	-	-	-	-	-	-	-	-	2	▼	2
Probates/Wills & Trusts - Level 2	2024	-	2	-	1	2	1	-	-	-	-	-	-	6	-54%	6
	2023	2	1	1	1	4	4	3	2	1	1	2	4	13	▼	26
Uncontested Divorce	2024	8	4	11	8	3	6	-	-	-	-	-	-	40	-48%	40
	2023	7	7	22	12	22	7	14	18	7	6	6	6	77	▼	134


This report reflects data in the case management system. Numbers will update accordingly as reports are refreshed and posted.

Dashboard

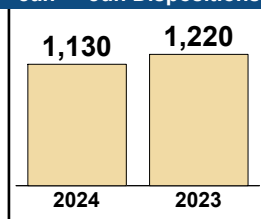
Court: Winchester Circuit
Start/End Date: Jan-23 / Jun-24
2023 Average Month: 196
Jan-Jun 2023: 1,220
Dispositions Trending: ▼

Circuit/Court ID: 26 226840
Type of Case: Dispositions
2024 Average Month: 188
Jan-Jun 2024 : 1,130
Overall AVG. Month: 193

Monthly Dispositions Summary



Jan --- Jun Dispositions



Dispositions by Division

Divisions		Jan	Feb	Mar	Apr	May	Jun	Jul	Aug	Sep	Oct	Nov	Dec	Thru Jun	% Change	Total
Total	2024	166	174	244	206	162	178	-	-	-	-	-	-	1,130	-7%	1,130
	2023	190	206	199	221	223	181	163	185	208	205	186	182	1,220	▼	2,349
Civil	2024	14	23	27	21	17	23	-	-	-	-	-	-	125	-20%	125
	2023	21	25	22	16	51	22	9	26	23	19	36	22	157	▼	292
Criminal	2024	101	88	157	140	88	104	-	-	-	-	-	-	678	-1%	678
	2023	112	127	120	152	81	93	110	104	144	145	95	108	685	▼	1,391
Concealed Handgun Permits	2024	22	22	27	20	32	16	-	-	-	-	-	-	139	-10%	139
	2023	38	27	24	27	23	16	15	15	18	15	20	21	155	▼	259
Miscellaneous/ Other	2024	29	40	33	24	22	34	-	-	-	-	-	-	182	-16%	182
	2023	17	27	31	26	66	50	29	35	23	25	34	30	217	▼	393
Others	2024	-	1	-	1	3	1	-	-	-	-	-	-	6	0%	6
	2023	2	-	2	-	2	-	-	5	-	1	1	1	6	↔	14

Dispositions by Case Category

Case Categories		Jan	Feb	Mar	Apr	May	Jun	Jul	Aug	Sep	Oct	Nov	Dec	Thru Jun	% Change	Total
Administrative Law	2024	-	-	-	-	-	-	-	-	-	-	-	-	0	-100%	0
	2023	-	-	-	-	1	-	-	-	1	-	-	-	1	▼	2
Capital Murder	2024	-	-	-	-	-	-	-	-	-	-	-	-	0	-100%	0
	2023	-	-	-	2	-	-	1	-	-	-	-	-	2	▼	3
Contested Divorce	2024	2	5	2	3	2	1	-	-	-	-	-	-	15	0%	15
	2023	2	1	2	2	8	-	2	6	-	3	4	3	15	↔	33
Domestic and Family - Level 1	2024	-	-	14	2	2	2	-	-	-	-	-	-	20	-20%	20
	2023	4	2	4	4	10	1	-	3	6	10	17	-	25	▼	61
Domestic and Family - Level 2	2024	-	-	2	2	1	1	-	-	-	-	-	-	6	-50%	6
	2023	1	-	6	2	2	1	1	3	3	1	3	1	12	▼	24
Felonies and Related Matters	2024	73	71	122	110	67	84	-	-	-	-	-	-	527	0%	527
	2023	71	102	89	111	68	87	96	87	104	105	68	89	528	▼	1,077
General Civil - Level 1	2024	-	1	1	-	1	3	-	-	-	-	-	-	6	-14%	6
	2023	-	1	1	-	5	-	-	1	1	-	1	2	7	▼	12
General Civil - Level 2	2024	2	7	5	1	3	3	-	-	-	-	-	-	21	-36%	21
	2023	1	8	6	5	7	6	1	4	3	2	2	4	33	▼	49
General Civil - Level 3	2024	2	2	-	1	2	-	-	-	-	-	-	-	7	-42%	7
	2023	1	3	1	1	4	2	-	-	-	-	2	1	12	▼	15
Miscellaneous Civil	2024	26	36	42	28	41	33	-	-	-	-	-	-	206	-15%	206
	2023	42	37	31	38	53	42	28	26	23	21	31	32	243	▼	404
Misdemeanor	2024	22	14	31	24	22	24	-	-	-	-	-	-	137	0%	137
	2023	39	22	28	32	11	5	10	13	32	40	26	15	137	↔	273
Other	2024	26	28	17	17	15	18	-	-	-	-	-	-	121	-7%	121
	2023	15	18	24	13	37	23	15	29	18	20	24	20	130	▼	256
Other Criminally Related Matters	2024	6	3	4	7	2	3	-	-	-	-	-	-	25	25%	25
	2023	2	5	3	7	2	1	3	4	8	-	2	4	20	▲	41
Probates/Wills & Trusts - Level 2	2024	2	2	1	3	1	1	-	-	-	-	-	-	10	-38%	10
	2023	5	2	1	2	5	1	-	1	3	1	-	4	16	▼	25
Protective Orders	2024	1	-	-	-	-	-	-	-	-	-	-	-	1	1	1
	2023	-	-	-	-	-	-	-	-	-	-	-	2	0	↔	2
Uncontested Divorce	2024	4	5	3	8	3	5	-	-	-	-	-	-	28	-28%	28
	2023	7	5	3	2	10	12	6	8	6	2	6	5	39	▼	72

Dashboard		Monthly Dispositions Summary		Jan --- Jun Dispositions	
<p>Court: Bland Circuit Start/End Date: Jan-23 / Jun-24 2023 Average Month: 39 Jan-Jun 2023: 273 Dispositions Trending: ▼</p>	<p>Circuit/Court ID: 27 227021 Type of Case: Dispositions 2024 Average Month: 40 Jan-Jun 2024 : 237 Overall AVG. Month: 39</p>	<p>Jan 23 - Jun 24</p>		<p>2024: 237, 2023: 273</p>	

Dispositions by Division																
Divisions		Jan	Feb	Mar	Apr	May	Jun	Jul	Aug	Sep	Oct	Nov	Dec	Thru Jun	% Change	Total
Total	2024	27	44	51	35	19	61	-	-	-	-	-	-	237	-13%	237
	2023	26	35	65	49	42	56	15	40	26	46	31	37	273	▼	468
Civil	2024	3	6	5	2	3	8	-	-	-	-	-	-	27	23%	27
	2023	1	5	-	7	1	8	1	7	2	9	2	5	22	▲	48
Criminal	2024	10	9	20	-	1	29	-	-	-	-	-	-	69	30%	69
	2023	-	5	13	8	4	23	1	15	2	9	2	11	53	▲	93
Concealed Handgun Permits	2024	12	27	22	28	14	19	-	-	-	-	-	-	122	-30%	122
	2023	22	23	49	29	33	18	11	13	20	24	25	16	174	▼	283
Miscellaneous/ Other	2024	2	2	4	5	1	5	-	-	-	-	-	-	19	-21%	19
	2023	3	2	3	5	4	7	2	5	2	4	2	5	24	▼	44


Dispositions by Case Category																
Case Categories		Jan	Feb	Mar	Apr	May	Jun	Jul	Aug	Sep	Oct	Nov	Dec	Thru Jun	% Change	Total
Administrative Law	2024	-	-	-	-	-	-	-	-	-	1	-	-	0	0	0
	2023	-	-	-	-	-	-	-	-	-	-	-	-	0	↔	1
Capital Murder	2024	1	-	-	-	-	-	-	-	-	-	-	-	1	1	1
	2023	-	-	-	-	-	-	-	-	-	-	-	-	0	↔	0
Contested Divorce	2024	-	-	-	-	-	2	-	-	-	-	-	-	2	-33%	2
	2023	-	-	-	1	-	2	1	3	-	2	-	-	3	▼	9
Domestic and Family - Level 1	2024	-	-	-	-	-	1	-	-	-	-	-	-	1	-80%	1
	2023	-	-	-	1	-	4	-	-	-	2	-	-	5	▼	7
Domestic and Family - Level 2	2024	-	-	-	-	1	1	-	-	-	-	-	-	2	0%	2
	2023	-	2	-	-	-	-	-	-	1	-	1	1	2	↔	5
Felonies and Related Matters	2024	8	9	14	-	1	25	-	-	-	-	-	-	57	16%	57
	2023	-	3	11	8	4	23	1	12	2	6	2	6	49	▲	78
General Civil - Level 2	2024	2	3	2	-	2	1	-	-	-	-	-	-	10	100%	10
	2023	1	2	-	2	-	-	-	1	1	2	-	2	5	▲	11
General Civil - Level 3	2024	1	1	2	2	-	1	-	-	-	-	-	-	7	600%	7
	2023	-	1	-	-	-	-	-	2	-	1	-	1	1	▲	5
Miscellaneous Civil	2024	13	28	25	32	15	23	-	-	-	-	-	-	136	-31%	136
	2023	24	25	52	33	37	25	12	17	21	27	27	21	196	▼	321
Misdemeanor	2024	1	-	5	-	-	4	-	-	-	-	-	-	10	150%	10
	2023	-	2	2	-	-	-	-	-	-	2	-	5	4	▲	11
Other	2024	-	-	-	-	-	-	-	-	-	-	-	-	0	-100%	0
	2023	-	-	-	1	-	-	-	-	-	-	-	-	1	▼	1
Other Criminally Related Matters	2024	-	-	1	-	-	-	-	-	-	-	-	-	1	1	1
	2023	-	-	-	-	-	-	-	3	-	1	-	-	0	↔	4
Probates/Wills & Trusts - Level 2	2024	-	-	1	-	-	-	-	-	-	-	-	-	1	0%	1
	2023	-	-	-	-	1	-	1	-	-	-	-	1	1	↔	3
Uncontested Divorce	2024	1	3	1	1	-	3	-	-	-	-	-	-	9	50%	9
	2023	1	-	-	3	-	2	-	2	-	3	1	-	6	▲	12

Dashboard

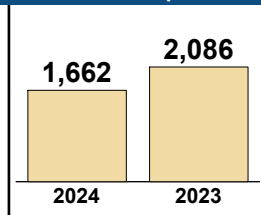
Court: Carroll Circuit
Start/End Date: Jan-23 / Jun-24
2023 Average Month: 324
Jan-Jun 2023: 2,086
Dispositions Trending: ▼

Circuit/Court ID: 27 227035
Type of Case: Dispositions
2024 Average Month: 277
Jan-Jun 2024 : 1,662
Overall AVG. Month: 308

Monthly Dispositions Summary



Jan --- Jun Dispositions



Dispositions by Division

Divisions		Jan	Feb	Mar	Apr	May	Jun	Jul	Aug	Sep	Oct	Nov	Dec	Thru Jun	% Change	Total
Total	2024	250	349	237	332	246	248	-	-	-	-	-	-	1,662	-20%	1,662
	2023	370	361	374	361	333	287	335	433	286	263	251	228	2,086	▼	3,882
Civil	2024	8	28	15	19	21	22	-	-	-	-	-	-	113	-28%	113
	2023	31	13	17	29	10	57	35	37	23	35	21	17	157	▼	325
Criminal	2024	71	114	89	139	105	139	-	-	-	-	-	-	657	-24%	657
	2023	135	191	125	161	162	90	147	262	123	152	98	96	864	▼	1,742
Concealed Handgun Permits	2024	141	85	93	121	84	47	-	-	-	-	-	-	571	-28%	571
	2023	157	113	184	127	117	96	111	75	101	34	97	53	794	▼	1,265
Miscellaneous/ Other	2024	30	122	40	52	35	39	-	-	-	-	-	-	318	18%	318
	2023	47	44	48	43	44	44	42	59	39	42	35	62	270	▲	549
Others	2024	-	-	-	1	1	1	-	-	-	-	-	-	3	200%	3
	2023	-	-	-	1	-	-	-	-	-	-	-	-	1	▲	1

Dispositions by Case Category

Case Categories		Jan	Feb	Mar	Apr	May	Jun	Jul	Aug	Sep	Oct	Nov	Dec	Thru Jun	% Change	Total
Administrative Law	2024	-	-	-	-	-	-	-	-	-	-	-	-	0	0	0
	2023	-	-	-	-	-	-	-	-	1	-	-	-	0	↔	1
Capital Murder	2024	-	-	-	-	-	-	-	-	-	-	-	-	0	0	0
	2023	-	-	-	-	-	-	-	2	-	-	-	-	0	↔	2
Contested Divorce	2024	3	2	2	4	2	1	-	-	-	-	-	-	14	-33%	14
	2023	5	2	3	3	2	6	5	1	1	4	3	3	21	▼	38
Domestic and Family - Level 1	2024	-	4	3	1	-	5	-	-	-	-	-	-	13	-75%	13
	2023	16	4	2	3	1	25	5	8	4	9	-	-	51	▼	77
Domestic and Family - Level 2	2024	-	3	3	4	1	3	-	-	-	-	-	-	14	-36%	14
	2023	3	1	3	7	1	7	1	1	1	3	3	3	22	▼	34
Felonies and Related Matters	2024	59	94	63	125	94	115	-	-	-	-	-	-	550	-20%	550
	2023	106	163	101	135	130	54	116	215	95	132	86	61	689	▼	1,394
General Civil - Level 1	2024	-	2	-	-	1	-	-	-	-	-	-	-	3	200%	3
	2023	1	-	-	-	-	1	-	1	2	-	-	1	1	▲	5
General Civil - Level 2	2024	2	5	4	5	1	2	-	-	-	-	-	-	19	58%	19
	2023	2	1	1	3	-	5	3	6	2	7	6	3	12	▲	39
General Civil - Level 3	2024	1	4	2	-	7	-	-	-	-	-	-	-	14	75%	14
	2023	-	-	1	2	1	4	1	5	3	2	1	1	8	▲	21
Miscellaneous Civil	2024	145	96	106	147	106	69	-	-	-	-	-	-	669	-25%	669
	2023	177	123	202	150	130	110	129	96	114	48	112	64	892	▼	1,455
Misdemeanor	2024	12	13	15	5	4	10	-	-	-	-	-	-	59	-40%	59
	2023	21	20	18	13	8	18	17	38	14	16	12	16	98	▼	211
Other	2024	27	110	25	27	15	18	-	-	-	-	-	-	222	31%	222
	2023	27	34	29	20	32	28	24	38	25	28	21	51	170	▲	357
Other Criminally Related Matters	2024	-	7	11	9	7	14	-	-	-	-	-	-	48	-38%	48
	2023	8	8	6	13	24	18	15	7	14	4	-	19	77	▼	136
Probates/Wills & Trusts - Level 1	2024	-	1	-	-	-	-	-	-	-	-	-	-	1	-50%	1
	2023	-	-	-	-	-	2	-	-	-	1	-	-	2	▼	3
Probates/Wills & Trusts - Level 2	2024	-	-	1	-	4	4	-	-	-	-	-	-	9	125%	9
	2023	-	-	-	4	-	-	2	4	1	5	-	-	4	▲	16
Uncontested Divorce	2024	1	8	2	5	4	7	-	-	-	-	-	-	27	-31%	27
	2023	5	5	8	8	4	9	17	11	9	4	7	6	39	▼	93

Dashboard				Monthly Dispositions Summary				Jan --- Jun Dispositions			
Court: Floyd Circuit		Circuit/Court ID: 27 227063									
Start/End Date: Jan-23 / Jun-24		Type of Case: Dispositions									
2023 Average Month: 92		2024 Average Month: 86									
Jan-Jun 2023: 614		Jan-Jun 2024 : 517									
Dispositions Trending: ▼		Overall AVG. Month: 90									

Dispositions by Division																
Divisions		Jan	Feb	Mar	Apr	May	Jun	Jul	Aug	Sep	Oct	Nov	Dec	Thru Jun	% Change	Total
Total	2024	74	102	100	121	67	53	-	-	-	-	-	-	517	-16%	517
	2023	118	103	116	96	90	91	47	98	67	115	83	76	614	▼	1,100
Civil	2024	12	19	9	22	7	5	-	-	-	-	-	-	74	25%	74
	2023	12	7	7	14	13	6	4	7	12	11	4	12	59	▲	109
Criminal	2024	20	32	35	26	17	16	-	-	-	-	-	-	146	-34%	146
	2023	28	62	31	34	35	31	6	47	24	55	46	35	221	▼	434
Concealed Handgun Permits	2024	30	46	45	63	37	25	-	-	-	-	-	-	246	-10%	246
	2023	68	23	70	39	26	47	29	34	26	33	29	21	273	▼	445
Miscellaneous/ Other	2024	12	5	11	10	6	7	-	-	-	-	-	-	51	-16%	51
	2023	10	11	8	9	16	7	8	10	5	16	4	8	61	▼	112

Dispositions by Case Category																
Case Categories		Jan	Feb	Mar	Apr	May	Jun	Jul	Aug	Sep	Oct	Nov	Dec	Thru Jun	% Change	Total
Contested Divorce	2024	2	2	4	2	-	2	-	-	-	-	-	-	12	50%	12
	2023	2	1	-	3	2	-	2	1	2	1	-	2	8	▲	16
Domestic and Family - Level 1	2024	2	13	2	13	5	-	-	-	-	-	-	-	35	250%	35
	2023	5	-	1	-	4	-	-	-	2	4	-	2	10	▲	18
Domestic and Family - Level 2	2024	-	-	-	1	-	-	-	-	-	-	-	-	1	-91%	1
	2023	1	1	1	4	2	2	-	1	1	1	-	-	11	▼	14
Felonies and Related Matters	2024	8	16	22	18	9	9	-	-	-	-	-	-	82	-36%	82
	2023	10	24	15	28	29	22	4	36	22	37	29	26	128	▼	282
General Civil - Level 2	2024	6	-	1	-	1	-	-	-	-	-	-	-	8	-27%	8
	2023	2	1	1	3	2	2	1	2	-	2	1	4	11	▼	21
General Civil - Level 3	2024	3	2	1	1	-	2	-	-	-	-	-	-	9	13%	9
	2023	1	-	1	-	5	1	1	-	1	1	1	-	8	▲	12
Miscellaneous Civil	2024	38	50	56	73	42	32	-	-	-	-	-	-	291	-10%	291
	2023	77	34	78	48	35	53	36	44	31	48	32	27	325	▼	543
Misdemeanor	2024	11	13	13	8	7	7	-	-	-	-	-	-	59	-33%	59
	2023	17	36	16	4	6	9	2	11	2	17	17	9	88	▼	146
Other	2024	-	-	-	-	-	-	-	-	-	-	-	-	0	-100%	0
	2023	-	1	-	-	1	1	-	-	1	-	-	-	3	▼	4
Other Criminally Related Matters	2024	1	3	-	-	1	-	-	-	-	-	-	-	5	0%	5
	2023	1	2	-	2	-	-	-	-	-	1	-	-	5	↔	6
Probates/Wills & Trusts - Level 1	2024	-	-	-	-	-	-	-	-	-	-	-	-	0	0%	0
	2023	-	-	-	-	-	-	-	-	1	-	-	-	0	↔	1
Probates/Wills & Trusts - Level 2	2024	-	1	-	-	-	-	-	-	-	-	-	-	1	-80%	1
	2023	2	-	1	1	1	-	-	1	1	-	1	4	5	▼	12
Protective Orders	2024	-	-	1	-	-	1	-	-	-	-	-	-	2	0%	2
	2023	-	-	-	1	1	-	-	-	-	-	-	-	2	↔	2
Uncontested Divorce	2024	3	2	-	5	2	-	-	-	-	-	-	-	12	20%	12
	2023	-	3	2	2	2	1	1	2	3	3	2	2	10	▲	23

CPSS-CCMS-10.11 CASELOAD STATISTICS OF THE CIRCUIT COURTS

Giles


January 2023 -- June 2024 Dispositions

Alexandria and Fairfax Circuit are not Included in State Totals

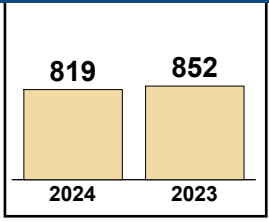
Dashboard

Court: Giles Circuit **Circuit/Court ID:** 27 227071
Start/End Date: Jan-23 / Jun-24 **Type of Case:** Dispositions
2023 Average Month: 151 **2024 Average Month:** 137
Jan-Jun 2023: 852 **Jan-Jun 2024 :** 819
Dispositions Trending: ▼ **Overall AVG. Month:** 146

Monthly Dispositions Summary



Jan --- Jun Dispositions



Dispositions by Division

Divisions		Jan	Feb	Mar	Apr	May	Jun	Jul	Aug	Sep	Oct	Nov	Dec	Thru Jun	% Change	Total
Total	2024	172	167	95	136	136	113	-	-	-	-	-	-	819	-4%	819
	2023	147	105	211	150	121	118	193	175	146	131	143	177	852	▼	1,817
Civil	2024	11	25	6	16	12	22	-	-	-	-	-	-	92	11%	92
	2023	17	14	12	16	6	18	62	7	18	24	8	12	83	▲	214
Criminal	2024	88	74	46	54	61	40	-	-	-	-	-	-	363	28%	363
	2023	32	25	80	59	50	38	42	79	74	39	64	56	284	▲	638
Concealed Handgun Permits	2024	29	50	26	33	38	23	-	-	-	-	-	-	199	-41%	199
	2023	76	41	93	48	48	34	33	55	30	29	49	25	340	▼	561
Miscellaneous/ Other	2024	44	18	17	33	25	28	-	-	-	-	-	-	165	16%	165
	2023	22	24	25	27	17	27	56	33	24	39	21	84	142	▲	399
Others	2024	-	-	-	-	-	-	-	-	-	-	-	-	0	-100%	0
	2023	-	1	1	-	-	1	-	1	-	-	1	-	3	▼	5

Dispositions by Case Category

Case Categories		Jan	Feb	Mar	Apr	May	Jun	Jul	Aug	Sep	Oct	Nov	Dec	Thru Jun	% Change	Total
Administrative Law	2024	-	-	-	-	-	-	-	-	-	-	-	-	0	0	0
	2023	-	-	-	-	-	-	2	1	-	-	-	-	0	↔	3
Contested Divorce	2024	2	3	1	3	-	-	-	-	-	-	-	-	9	0%	9
	2023	1	-	2	4	-	2	9	2	1	1	1	2	9	↔	25
Domestic and Family - Level 1	2024	7	13	-	1	-	6	-	-	-	-	-	-	27	-16%	27
	2023	9	13	2	1	5	2	3	-	7	15	2	6	32	▼	65
Domestic and Family - Level 2	2024	-	-	1	3	1	-	-	-	-	-	-	-	5	25%	5
	2023	-	-	-	1	-	3	2	-	1	2	1	1	4	▲	11
Felonies and Related Matters	2024	49	52	33	41	26	28	-	-	-	-	-	-	229	13%	229
	2023	16	16	68	34	38	31	25	59	43	22	33	32	203	▲	417
General Civil - Level 1	2024	-	-	-	2	-	-	-	-	-	-	-	-	2	100%	2
	2023	-	-	-	1	-	-	2	-	-	-	-	-	1	▲	3
General Civil - Level 2	2024	1	4	1	3	1	4	-	-	-	-	-	-	14	40%	14
	2023	2	-	2	3	-	3	24	2	4	2	1	1	10	▲	44
General Civil - Level 3	2024	-	-	1	4	6	3	-	-	-	-	-	-	14	100%	14
	2023	-	-	1	2	-	4	14	-	-	-	-	1	7	▲	22
Miscellaneous Civil	2024	40	52	28	44	46	31	-	-	-	-	-	-	241	-36%	241
	2023	81	46	101	58	50	40	49	61	40	44	53	28	376	▼	651
Misdemeanor	2024	39	18	12	12	34	12	-	-	-	-	-	-	127	74%	127
	2023	14	5	14	22	11	7	16	20	29	17	26	23	73	▲	204
Other	2024	33	16	15	19	16	20	-	-	-	-	-	-	119	13%	119
	2023	17	20	18	15	15	20	21	25	14	24	17	81	105	▲	287
Other Criminally Related Matters	2024	-	4	1	1	1	-	-	-	-	-	-	-	7	-36%	7
	2023	2	4	1	3	1	-	1	-	2	-	5	1	11	▼	20
Probates/Wills & Trusts - Level 1	2024	-	-	-	-	-	-	-	-	-	-	-	-	0	0	0
	2023	-	-	-	-	-	-	1	-	-	-	-	-	0	↔	1
Probates/Wills & Trusts - Level 2	2024	-	1	-	1	1	1	-	-	-	-	-	-	4	-20%	4
	2023	1	1	-	1	1	1	6	-	1	1	2	1	5	▼	16
Protective Orders	2024	-	-	-	-	-	-	-	-	-	-	-	-	0	0	0
	2023	-	-	-	-	-	-	-	1	-	-	-	-	0	↔	1
Uncontested Divorce	2024	1	4	2	2	4	8	-	-	-	-	-	-	21	31%	21
	2023	4	-	2	5	-	5	18	4	4	3	1	1	16	▲	47


This report reflects data in the case management system. Numbers will update accordingly as reports are refreshed and posted.

Dashboard

Court: Grayson Circuit
Start/End Date: Jan-23 / Jun-24
2023 Average Month: 179
Jan-Jun 2023: 1,222
Dispositions Trending: ▼

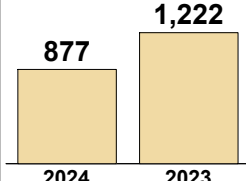
Circuit/Court ID: 27 227077
Type of Case: Dispositions
2024 Average Month: 146
Jan-Jun 2024 : 877
Overall AVG. Month: 168

Monthly Dispositions Summary



Jan 23 - Jun 24

Jan --- Jun Dispositions



877 (2024) vs **1,222** (2023)

Dispositions by Division

Divisions		Jan	Feb	Mar	Apr	May	Jun	Jul	Aug	Sep	Oct	Nov	Dec	Thru Jun	% Change	Total
Total	2024	121	226	147	113	151	119	-	-	-	-	-	-	877	-28%	877
	2023	171	184	272	200	161	234	132	141	158	186	146	165	1,222	▼	2,150
Civil	2024	14	19	15	12	19	12	-	-	-	-	-	-	91	-19%	91
	2023	9	16	8	18	22	39	9	28	22	22	8	28	112	▼	229
Criminal	2024	35	123	68	44	64	55	-	-	-	-	-	-	389	-26%	389
	2023	59	72	118	99	58	118	81	46	84	86	87	68	524	▼	976
Concealed Handgun Permits	2024	45	61	40	38	44	42	-	-	-	-	-	-	270	-36%	270
	2023	69	69	113	60	53	55	21	38	38	49	37	47	419	▼	649
Miscellaneous/ Other	2024	27	23	24	19	24	10	-	-	-	-	-	-	127	-24%	127
	2023	34	27	33	23	28	22	21	29	14	28	14	22	167	▼	295
Others	2024	-	-	-	-	-	-	-	-	-	-	-	-	0	0	0
	2023	-	-	-	-	-	-	-	-	-	1	-	-	0	↔	1

Dispositions by Case Category

Case Categories		Jan	Feb	Mar	Apr	May	Jun	Jul	Aug	Sep	Oct	Nov	Dec	Thru Jun	% Change	Total
Capital Murder	2024	-	-	1	-	-	-	-	-	-	-	-	-	1	1	1
	2023	-	-	-	-	-	-	-	-	-	2	-	-	-	0	↔
Contested Divorce	2024	2	2	-	3	1	1	-	-	-	-	-	-	9	0%	9
	2023	2	-	2	2	1	2	1	2	2	1	1	2	9	↔	18
Domestic and Family - Level 1	2024	-	-	8	2	7	-	-	-	-	-	-	-	17	-48%	17
	2023	2	6	-	-	2	23	-	21	3	2	1	13	33	▼	73
Domestic and Family - Level 2	2024	4	1	2	1	4	2	-	-	-	-	-	-	14	100%	14
	2023	-	1	1	1	2	2	-	2	5	3	-	1	7	▲	18
Felonies and Related Matters	2024	27	89	44	40	48	44	-	-	-	-	-	-	292	-28%	292
	2023	39	55	96	80	47	90	61	33	65	70	64	49	407	▼	749
General Civil - Level 1	2024	-	-	-	-	-	-	-	-	-	-	-	-	0	0	0
	2023	-	-	-	-	-	-	-	1	1	-	-	-	-	0	↔
General Civil - Level 2	2024	1	1	-	2	-	1	-	-	-	-	-	-	5	-78%	5
	2023	8	3	1	5	3	3	-	-	1	7	-	2	23	▼	33
General Civil - Level 3	2024	-	12	1	-	5	1	-	-	-	-	-	-	19	0%	19
	2023	1	3	2	6	5	2	2	1	2	2	2	2	19	↔	30
Miscellaneous Civil	2024	46	66	44	40	50	45	-	-	-	-	-	-	291	-37%	291
	2023	71	76	120	66	63	64	25	43	44	55	41	56	460	▼	724
Misdemeanor	2024	6	32	19	3	15	11	-	-	-	-	-	-	86	-17%	86
	2023	15	14	21	19	8	26	18	13	14	16	19	19	103	▼	202
Other	2024	27	20	20	18	18	8	-	-	-	-	-	-	111	-8%	111
	2023	27	19	26	17	17	14	20	23	10	16	11	17	120	▼	217
Other Criminally Related Matters	2024	2	2	4	1	1	1	-	-	-	-	-	-	11	-27%	11
	2023	5	3	1	-	3	3	2	-	4	2	4	1	15	▼	28
Probates/Wills & Trusts - Level 1	2024	-	-	-	-	-	-	-	-	-	-	-	-	0	-100%	0
	2023	-	-	-	-	-	1	-	-	-	-	-	-	1	▼	1
Probates/Wills & Trusts - Level 2	2024	1	1	1	1	-	-	-	-	-	-	-	-	4	-60%	4
	2023	-	-	-	-	7	3	-	-	3	2	-	-	10	▼	15
Protective Orders	2024	1	-	-	-	-	-	-	-	-	-	-	-	1	1	1
	2023	-	-	-	-	-	-	-	-	-	-	-	-	0	↔	0
Uncontested Divorce	2024	4	-	3	2	2	5	-	-	-	-	-	-	16	7%	16
	2023	1	4	2	4	3	1	3	2	2	10	3	3	15	▲	38

CPSS-CCMS-10.11 CASELOAD STATISTICS OF THE CIRCUIT COURTS

Montgomery

January 2023 -- June 2024 Dispositions


Alexandria and Fairfax Circuit are not Included in State Totals

Dashboard

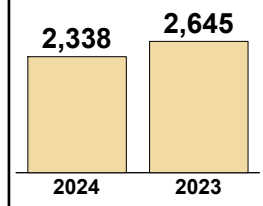
Court: Montgomery Circuit
Start/End Date: Jan-23 / Jun-24
2023 Average Month: 429
Jan-Jun 2023: 2,645
Dispositions Trending: ▼

Circuit/Court ID: 27 227121
Type of Case: Dispositions
2024 Average Month: 390
Jan-Jun 2024 : 2,338
Overall AVG. Month: 416

Monthly Dispositions Summary



Jan --- Jun Dispositions



Dispositions by Division

Divisions		Jan	Feb	Mar	Apr	May	Jun	Jul	Aug	Sep	Oct	Nov	Dec	Thru Jun	% Change	Total
Total	2024	352	495	382	429	354	326	-	-	-	-	-	-	2,338	-12%	2,338
	2023	432	456	558	395	426	378	417	464	354	419	498	345	2,645	▼	5,142
Civil	2024	33	42	28	41	35	41	-	-	-	-	-	-	220	-22%	220
	2023	50	42	54	52	37	46	69	50	34	39	38	41	281	▼	552
Criminal	2024	202	242	206	217	196	167	-	-	-	-	-	-	1,230	-13%	1,230
	2023	184	268	349	187	228	199	228	300	211	255	320	147	1,415	▼	2,876
Concealed Handgun Permits	2024	82	122	115	123	96	80	-	-	-	-	-	-	618	-14%	618
	2023	156	108	125	100	133	94	82	77	86	96	100	84	716	▼	1,241
Miscellaneous/Other	2024	35	88	33	48	27	37	-	-	-	-	-	-	268	15%	268
	2023	42	38	30	56	28	39	38	37	23	28	39	73	233	▲	471
Others	2024	-	1	-	-	-	1	-	-	-	-	-	-	2	2	2
	2023	-	-	-	-	-	-	-	-	-	1	1	-	0	↔	2

Dispositions by Case Category


Case Categories		Jan	Feb	Mar	Apr	May	Jun	Jul	Aug	Sep	Oct	Nov	Dec	Thru Jun	% Change	Total
Administrative Law	2024	-	-	-	-	-	1	-	-	-	-	-	-	1	0%	1
	2023	1	-	-	-	-	-	-	-	-	-	-	-	1	↔	1
Contested Divorce	2024	5	6	4	4	6	8	-	-	-	-	-	-	33	-3%	33
	2023	-	7	4	8	5	10	8	8	7	4	8	7	34	▼	76
Domestic and Family - Level 1	2024	2	3	1	13	6	5	-	-	-	-	-	-	30	-29%	30
	2023	16	6	5	7	6	2	18	4	-	4	6	10	42	▼	84
Domestic and Family - Level 2	2024	2	2	1	1	2	2	-	-	-	-	-	-	10	-44%	10
	2023	5	2	4	3	2	2	2	3	1	2	1	-	18	▼	27
Felonies and Related Matters	2024	123	169	115	122	125	103	-	-	-	-	-	-	757	-18%	757
	2023	123	186	196	116	168	137	137	205	132	166	205	82	926	▼	1,853
General Civil - Level 1	2024	2	2	1	-	2	1	-	-	-	-	-	-	8	33%	8
	2023	-	2	1	1	-	2	1	-	-	-	2	1	6	▲	10
General Civil - Level 2	2024	10	11	9	8	9	8	-	-	-	-	-	-	55	31%	55
	2023	9	6	11	5	7	4	10	9	1	5	3	9	42	▲	79
General Civil - Level 3	2024	8	8	4	6	4	5	-	-	-	-	-	-	35	-5%	35
	2023	9	6	11	2	5	4	19	10	9	8	-	4	37	▼	87
Miscellaneous Civil	2024	102	149	133	160	117	106	-	-	-	-	-	-	767	-12%	767
	2023	179	129	148	143	153	121	109	108	103	115	127	104	873	▼	1,539
Misdemeanor	2024	66	67	85	86	65	55	-	-	-	-	-	-	424	-4%	424
	2023	51	75	144	62	55	56	77	88	77	76	100	53	443	▼	914
Other	2024	9	59	10	9	4	7	-	-	-	-	-	-	98	51%	98
	2023	17	16	4	9	8	11	8	3	4	8	13	50	65	▲	151
Other Criminally Related Matters	2024	13	6	6	9	6	9	-	-	-	-	-	-	49	4%	49
	2023	10	7	9	9	5	7	14	7	2	13	15	12	47	▲	110
Probates/Wills & Trusts - Level 1	2024	-	-	-	-	-	-	-	-	-	-	-	-	0	0	0
	2023	-	-	-	-	-	-	1	-	-	-	-	-	0	↔	2
Probates/Wills & Trusts - Level 2	2024	-	2	1	2	-	-	-	-	-	-	-	-	5	-67%	5
	2023	2	1	3	5	1	3	1	1	-	-	3	1	15	▼	21
Protective Orders	2024	-	-	-	-	-	-	-	-	-	-	-	-	0	0	0
	2023	-	-	-	-	-	-	-	-	-	-	1	-	0	↔	1
Uncontested Divorce	2024	10	11	12	9	8	16	-	-	-	-	-	-	66	-31%	66
	2023	10	13	18	25	11	19	12	18	18	18	14	11	96	▼	187

This report reflects data in the case management system. Numbers will update accordingly as reports are refreshed and posted.

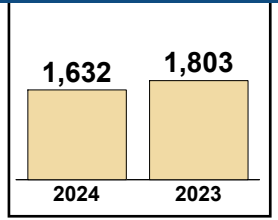
Dashboard

Court: Pulaski Circuit **Circuit/Court ID:** 27 227155
Start/End Date: Jan-23 / Jun-24 **Type of Case:** Dispositions
2023 Average Month: 279 **2024 Average Month:** 272
Jan-Jun 2023: 1,803 **Jan-Jun 2024 :** 1,632
Dispositions Trending: ▼ **Overall AVG. Month:** 277

Monthly Dispositions Summary



Jan --- Jun Dispositions



Dispositions by Division

Divisions		Jan	Feb	Mar	Apr	May	Jun	Jul	Aug	Sep	Oct	Nov	Dec	Thru Jun	% Change	Total
Total	2024	279	301	230	341	228	253	-	-	-	-	-	-	1,632	-9%	1,632
	2023	213	336	432	193	281	348	250	319	272	230	281	192	1,803	▼	3,347
Civil	2024	20	35	19	46	23	44	-	-	-	-	-	-	187	6%	187
	2023	30	26	31	21	51	18	22	22	21	24	23	20	177	▲	309
Criminal	2024	151	180	147	206	87	121	-	-	-	-	-	-	892	-12%	892
	2023	116	202	191	108	146	246	114	205	193	120	172	116	1,009	▼	1,929
Concealed Handgun Permits	2024	100	75	47	77	100	76	-	-	-	-	-	-	475	-9%	475
	2023	50	100	197	51	50	73	103	74	50	75	75	50	521	▼	948
Miscellaneous/ Other	2024	8	11	17	12	18	12	-	-	-	-	-	-	78	-17%	78
	2023	15	8	13	13	34	11	11	18	8	11	11	6	94	▼	159
Others	2024	-	-	-	-	-	-	-	-	-	-	-	-	0	-100%	0
	2023	2	-	-	-	-	-	-	-	-	-	-	-	2	▼	2

Dispositions by Case Category

Case Categories		Jan	Feb	Mar	Apr	May	Jun	Jul	Aug	Sep	Oct	Nov	Dec	Thru Jun	% Change	Total
Administrative Law	2024	-	1	-	-	-	-	-	-	-	-	-	-	1	0%	1
	2023	-	-	-	1	-	-	-	-	-	-	-	-	1	↔	1
Capital Murder	2024	-	-	-	-	-	-	-	-	-	-	-	-	0	0	0
	2023	-	-	-	-	-	-	-	1	-	-	-	-	0	↔	1
Contested Divorce	2024	6	4	-	1	4	2	-	-	-	-	-	-	17	-23%	17
	2023	4	5	5	2	6	-	1	4	4	4	1	2	22	▼	38
Domestic and Family - Level 1	2024	5	6	3	29	4	24	-	-	-	-	-	-	71	27%	71
	2023	5	13	12	13	8	5	6	8	2	8	5	4	56	▲	89
Domestic and Family - Level 2	2024	-	3	1	2	-	-	-	-	-	-	-	-	6	0%	6
	2023	4	-	-	-	2	-	1	-	1	-	-	-	6	↔	8
Felonies and Related Matters	2024	116	109	109	129	46	80	-	-	-	-	-	-	589	-18%	589
	2023	73	147	139	78	93	191	87	136	156	93	109	80	721	▼	1,382
General Civil - Level 1	2024	-	-	-	-	-	1	-	-	-	-	-	-	1	-50%	1
	2023	-	-	-	-	2	-	-	-	2	-	-	-	2	▼	4
General Civil - Level 2	2024	1	1	3	2	4	3	-	-	-	-	-	-	14	-26%	14
	2023	7	1	1	1	8	1	4	2	3	1	3	3	19	▼	35
General Civil - Level 3	2024	3	4	1	2	3	2	-	-	-	-	-	-	15	-17%	15
	2023	2	3	4	-	8	1	3	2	4	2	2	-	18	▼	31
Miscellaneous Civil	2024	108	86	63	87	119	89	-	-	-	-	-	-	552	-9%	552
	2023	66	107	209	63	78	86	112	92	56	90	85	57	609	▼	1,101
Misdemeanor	2024	27	63	33	67	30	34	-	-	-	-	-	-	254	8%	254
	2023	29	48	44	23	39	53	23	59	32	26	54	32	236	▲	462
Other	2024	-	-	-	-	-	1	-	-	-	-	-	-	1	-80%	1
	2023	2	-	-	-	3	-	-	-	-	-	-	1	5	▼	6
Other Criminally Related Matters	2024	8	8	5	10	11	8	-	-	-	-	-	-	50	-6%	50
	2023	14	8	8	7	14	2	4	9	5	1	9	4	53	▼	85
Probates/Wills & Trusts - Level 1	2024	-	1	-	-	-	-	-	-	-	-	-	-	1	1	1
	2023	-	-	-	-	-	-	-	-	1	-	-	-	0	↔	1
Probates/Wills & Trusts - Level 2	2024	1	5	3	1	2	2	-	-	-	-	-	-	14	56%	14
	2023	1	-	2	1	4	1	-	-	-	1	-	3	9	▲	13
Protective Orders	2024	-	3	-	2	1	2	-	-	-	-	-	-	8	-38%	8
	2023	1	2	1	-	6	3	2	1	-	-	8	-	13	▼	24
Uncontested Divorce	2024	4	7	9	9	4	5	-	-	-	-	-	-	38	15%	38
	2023	5	2	7	4	10	5	7	5	6	4	5	6	33	▲	66

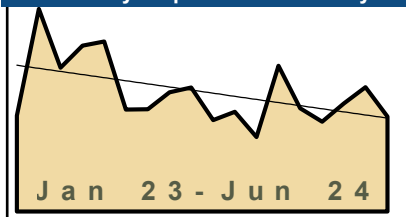
This report reflects data in the case management system. Numbers will update accordingly as reports are refreshed and posted.

Dashboard

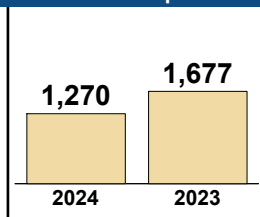
Court: Wythe Circuit
 Start/End Date: Jan-23 / Jun-24
 2023 Average Month: 237
 Jan-Jun 2023: 1,677
 Dispositions Trending: ▼

Circuit/Court ID: 27 227197
 Type of Case: Dispositions
 2024 Average Month: 212
 Jan-Jun 2024 : 1,270
 Overall AVG. Month: 228

Monthly Dispositions Summary



Jan --- Jun Dispositions



Dispositions by Division

Divisions	Year	Jan	Feb	Mar	Apr	May	Jun	Jul	Aug	Sep	Oct	Nov	Dec	Thru Jun	% Change	Total
Total	2024	278	197	171	206	237	181	-	-	-	-	-	-	1,270	-24%	1,270
	2023	183	386	274	316	324	194	195	227	236	174	190	142	1,677	▼	2,841
Civil	2024	18	20	21	34	38	23	-	-	-	-	-	-	154	11%	154
	2023	11	25	21	28	22	32	29	32	24	17	23	24	139	▲	288
Criminal	2024	145	73	65	83	135	94	-	-	-	-	-	-	595	-23%	595
	2023	67	188	95	154	200	66	87	111	124	60	101	59	770	▼	1,312
Concealed Handgun Permits	2024	99	87	67	77	57	52	-	-	-	-	-	-	439	-33%	439
	2023	89	158	131	114	87	78	60	67	70	81	57	49	657	▼	1,041
Miscellaneous/ Other	2024	15	17	18	12	7	12	-	-	-	-	-	-	81	-27%	81
	2023	16	15	27	20	15	18	19	17	18	16	9	10	111	▼	200
Others	2024	1	-	-	-	-	-	-	-	-	-	-	-	1	1	1
	2023	-	-	-	-	-	-	-	-	-	-	-	-	0	↔	0

Dispositions by Case Category

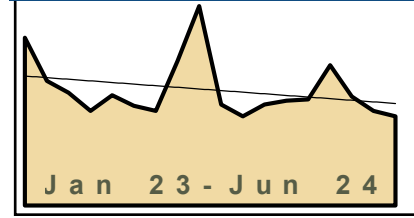
Case Categories	Year	Jan	Feb	Mar	Apr	May	Jun	Jul	Aug	Sep	Oct	Nov	Dec	Thru Jun	% Change	Total
Contested Divorce	2024	2	3	-	2	6	1	-	-	-	-	-	-	14	-44%	14
	2023	1	7	1	1	2	13	6	4	6	3	3	5	25	▼	52
Domestic and Family - Level 1	2024	4	1	8	14	1	18	-	-	-	-	-	-	46	28%	46
	2023	-	3	15	11	6	1	-	4	2	3	1	-	36	▲	46
Domestic and Family - Level 2	2024	1	1	1	1	2	-	-	-	-	-	-	-	6	100%	6
	2023	-	1	-	2	-	-	-	1	1	-	1	-	3	▲	6
Felonies and Related Matters	2024	108	55	41	62	89	63	-	-	-	-	-	-	418	-31%	418
	2023	61	144	65	124	156	53	63	87	98	39	82	50	603	▼	1,022
General Civil - Level 1	2024	1	-	-	-	1	-	-	-	-	-	-	-	2	0%	2
	2023	-	1	-	-	-	1	-	-	1	-	-	-	2	↔	3
General Civil - Level 2	2024	2	1	3	4	4	1	-	-	-	-	-	-	15	15%	15
	2023	4	5	1	1	1	1	2	3	3	1	4	1	13	▲	27
General Civil - Level 3	2024	4	4	4	5	9	2	-	-	-	-	-	-	28	47%	28
	2023	-	6	2	3	4	4	2	8	6	5	3	2	19	▲	45
Miscellaneous Civil	2024	113	107	84	89	69	65	-	-	-	-	-	-	527	-31%	527
	2023	104	171	157	136	104	97	81	85	86	96	71	66	769	▼	1,254
Misdemeanor	2024	36	16	20	16	39	28	-	-	-	-	-	-	155	13%	155
	2023	2	41	25	24	38	7	20	22	22	19	18	8	137	▲	246
Other	2024	2	-	-	-	1	-	-	-	-	-	-	-	3	200%	3
	2023	-	-	1	-	-	-	1	1	1	-	-	-	1	▲	4
Other Criminally Related Matters	2024	1	2	4	5	8	3	-	-	-	-	-	-	23	-26%	23
	2023	4	3	5	7	6	6	4	3	4	2	1	1	31	▼	46
Probates/Wills & Trusts - Level 1	2024	-	-	-	1	-	-	-	-	-	-	-	-	1	1	1
	2023	-	-	-	-	-	-	-	1	-	-	-	-	0	↔	1
Probates/Wills & Trusts - Level 2	2024	2	2	-	-	-	-	-	-	-	-	-	-	4	-56%	4
	2023	-	3	-	2	3	1	3	-	2	1	2	-	9	▼	17
Uncontested Divorce	2024	2	5	6	7	8	-	-	-	-	-	-	-	28	-3%	28
	2023	7	1	2	5	4	10	13	8	4	5	4	9	29	▼	72

Dashboard

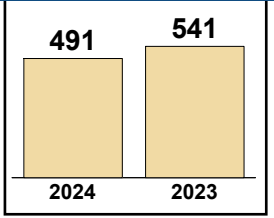
Court: Radford Circuit
Start/End Date: Jan-23 / Jun-24
2023 Average Month: 91
Jan-Jun 2023: 541
Dispositions Trending: ▼

Circuit/Court ID: 27 227750
Type of Case: Dispositions
2024 Average Month:82
Jan-Jun 2024 : 491
Overall AVG. Month: 88

Monthly Dispositions Summary



Jan --- Jun Dispositions



Dispositions by Division

Divisions		Jan	Feb	Mar	Apr	May	Jun	Jul	Aug	Sep	Oct	Nov	Dec	Thru Jun	% Change	Total
Total	2024	80	81	107	83	72	68	-	-	-	-	-	-	491	-9%	491
	2023	128	95	86	72	84	76	72	110	152	77	68	77	541	▼	1,097
Civil	2024	8	4	13	5	5	-	-	-	-	-	-	-	35	-38%	35
	2023	16	1	5	10	18	6	8	12	8	4	5	5	56	▼	98
Criminal	2024	41	44	73	46	29	56	-	-	-	-	-	-	289	-6%	289
	2023	73	70	54	39	32	40	33	70	121	57	40	51	308	▼	680
Concealed Handgun Permits	2024	27	28	15	22	15	8	-	-	-	-	-	-	115	-13%	115
	2023	32	19	18	18	19	26	18	20	19	13	19	16	132	▼	237
Miscellaneous/ Other	2024	4	5	6	10	23	4	-	-	-	-	-	-	52	16%	52
	2023	7	5	9	5	15	4	12	7	4	3	4	5	45	▲	80
Others	2024	-	-	-	-	-	-	-	-	-	-	-	-	0	0	0
	2023	-	-	-	-	-	-	1	1	-	-	-	-	0	↔	2

Dispositions by Case Category

Case Categories		Jan	Feb	Mar	Apr	May	Jun	Jul	Aug	Sep	Oct	Nov	Dec	Thru Jun	% Change	Total
Capital Murder	2024	-	-	-	-	-	-	-	-	-	-	-	-	0	0	0
	2023	-	-	-	-	-	-	-	-	-	1	-	-	0	↔	1
Contested Divorce	2024	2	-	-	-	-	-	-	-	-	-	-	-	2	-71%	2
	2023	2	-	1	-	4	-	-	1	1	2	1	-	7	▼	12
Domestic and Family - Level 1	2024	-	3	9	3	3	-	-	-	-	-	-	-	18	-10%	18
	2023	10	-	-	6	2	2	-	9	2	-	-	2	20	▼	33
Domestic and Family - Level 2	2024	-	-	1	-	-	-	-	-	-	-	-	-	1	-83%	1
	2023	-	1	-	3	1	1	3	-	-	-	1	-	6	▼	10
Felonies and Related Matters	2024	30	29	52	34	18	35	-	-	-	-	-	-	198	-7%	198
	2023	55	52	32	30	19	26	22	50	99	39	26	40	214	▼	490
General Civil - Level 2	2024	1	1	1	-	3	-	-	-	-	-	-	-	6	-25%	6
	2023	2	-	3	-	3	-	2	-	1	1	1	4	8	▼	17
General Civil - Level 3	2024	3	-	2	1	-	-	-	-	-	-	-	-	6	-33%	6
	2023	-	-	1	-	8	-	1	-	-	-	-	-	9	▼	10
Miscellaneous Civil	2024	31	33	19	31	36	12	-	-	-	-	-	-	162	-4%	162
	2023	38	23	25	23	29	30	30	26	23	15	23	20	168	▼	305
Misdemeanor	2024	8	15	19	12	8	20	-	-	-	-	-	-	82	-5%	82
	2023	15	18	21	7	12	13	7	20	21	15	13	11	86	▼	173
Other	2024	-	-	-	-	-	-	-	-	-	-	-	-	0	0	0
	2023	-	-	-	-	-	-	1	2	-	-	-	-	0	↔	3
Other Criminally Related Matters	2024	3	-	2	-	3	1	-	-	-	-	-	-	9	13%	9
	2023	3	-	1	2	1	1	4	1	1	2	1	-	8	▲	17
Probates/Wills & Trusts - Level 1	2024	-	-	-	-	-	-	-	-	-	-	-	-	0	0	0
	2023	-	-	-	-	-	-	1	-	-	-	-	-	0	↔	1
Probates/Wills & Trusts - Level 2	2024	-	-	-	-	-	-	-	-	-	-	-	-	0	-100%	0
	2023	-	-	-	-	-	1	-	-	-	-	-	-	1	▼	1
Protective Orders	2024	-	-	-	-	-	-	-	-	-	-	-	-	0	0	0
	2023	-	-	-	-	-	-	-	-	1	1	-	-	0	↔	2
Uncontested Divorce	2024	2	-	2	2	1	-	-	-	-	-	-	-	7	-50%	7
	2023	3	1	2	1	5	2	1	1	3	1	-	2	14	▼	22

CPSS-CCMS-10.11 CASELOAD STATISTICS OF THE CIRCUIT COURTS

January 2023 -- June 2024 Dispositions

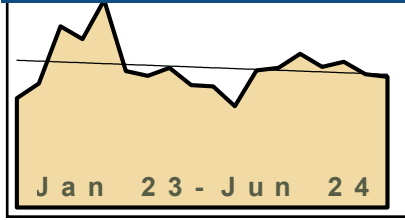
Alexandria and Fairfax Circuit are not Included in State Totals

Dashboard

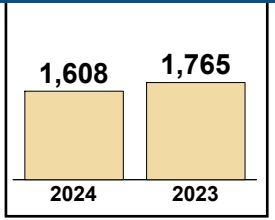
Court: Smyth Circuit
Start/End Date: Jan-23 / Jun-24
2023 Average Month: 267
Jan-Jun 2023: 1,765
Dispositions Trending: ▼

Circuit/Court ID: 28 228173
Type of Case: Dispositions
2024 Average Month: 268
Jan-Jun 2024 : 1,608
Overall AVG. Month: 267

Monthly Dispositions Summary



Jan --- Jun Dispositions



Dispositions by Division

Divisions		Jan	Feb	Mar	Apr	May	Jun	Jul	Aug	Sep	Oct	Nov	Dec	Thru Jun	% Change	Total
Total	2024	266	293	268	278	254	249	-	-	-	-	-	-	1,608	-9%	1,608
	2023	208	236	345	321	395	260	251	266	233	231	193	261	1,765	▼	3,200
Civil	2024	9	26	36	33	41	27	-	-	-	-	-	-	172	19%	172
	2023	22	16	28	25	32	22	23	32	46	66	28	19	145	▲	359
Criminal	2024	69	123	61	94	73	90	-	-	-	-	-	-	510	-3%	510
	2023	42	71	109	95	86	121	112	111	71	58	60	57	524	▼	993
Concealed Handgun Permits	2024	70	84	107	91	52	55	-	-	-	-	-	-	459	-37%	459
	2023	84	74	149	140	219	62	64	67	65	44	55	55	728	▼	1,078
Miscellaneous/ Other	2024	111	48	55	48	77	59	-	-	-	-	-	-	398	26%	398
	2023	57	67	42	57	47	46	51	44	41	58	39	120	316	▲	669
Others	2024	7	12	9	12	11	18	-	-	-	-	-	-	69	33%	69
	2023	3	8	17	4	11	9	1	12	10	5	11	10	52	▲	101

Dispositions by Case Category

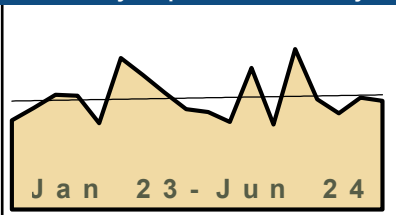
Case Categories		Jan	Feb	Mar	Apr	May	Jun	Jul	Aug	Sep	Oct	Nov	Dec	Thru Jun	% Change	Total
Administrative Law	2024	-	-	-	-	-	-	-	-	-	-	-	-	0	0%	0
	2023	-	-	-	-	-	-	-	-	1	1	-	-	0	↔	2
Contested Divorce	2024	-	1	3	8	5	5	-	-	-	-	-	-	22	47%	22
	2023	6	1	1	4	2	1	5	4	11	11	3	2	15	▲	51
Domestic and Family - Level 1	2024	1	12	2	3	18	2	-	-	-	-	-	-	38	19%	38
	2023	-	2	14	6	10	-	3	2	1	3	-	3	32	▲	44
Domestic and Family - Level 2	2024	1	-	2	3	1	5	-	-	-	-	-	-	12	0%	12
	2023	3	3	1	1	2	2	2	6	2	9	6	1	12	↔	38
Felonies and Related Matters	2024	62	90	53	70	64	73	-	-	-	-	-	-	412	-4%	412
	2023	32	62	93	73	69	100	97	79	42	34	41	34	429	▼	756
General Civil - Level 1	2024	-	-	2	-	-	-	-	-	-	-	-	-	2	0%	2
	2023	-	-	-	-	2	-	1	-	-	1	-	1	2	↔	5
General Civil - Level 2	2024	4	1	6	3	1	3	-	-	-	-	-	-	18	13%	18
	2023	1	1	3	3	3	5	2	4	4	13	8	2	16	▲	49
General Civil - Level 3	2024	-	5	8	10	4	1	-	-	-	-	-	-	28	56%	28
	2023	-	4	4	-	4	6	2	9	5	9	1	2	18	▲	46
Miscellaneous Civil	2024	79	99	124	111	70	76	-	-	-	-	-	-	559	-30%	559
	2023	90	89	161	148	235	71	82	79	74	59	62	83	794	▼	1,233
Misdemeanor	2024	7	33	8	20	6	16	-	-	-	-	-	-	90	1%	90
	2023	9	9	15	18	17	21	13	28	28	15	19	18	89	▲	210
Other	2024	107	44	45	39	70	56	-	-	-	-	-	-	361	24%	361
	2023	53	58	43	53	41	43	33	43	40	39	42	101	291	▲	589
Other Criminally Related Matters	2024	-	-	-	4	3	1	-	-	-	-	-	-	8	33%	8
	2023	1	-	1	4	-	-	3	4	1	9	-	5	6	▲	28
Probates/Wills & Trusts - Level 2	2024	-	1	4	3	7	-	-	-	-	-	-	-	15	7%	15
	2023	2	4	4	2	1	1	1	2	2	3	1	1	14	▲	24
Uncontested Divorce	2024	5	7	11	4	5	11	-	-	-	-	-	-	43	-9%	43
	2023	11	3	5	9	9	10	7	6	22	25	10	8	47	▼	125

Dashboard

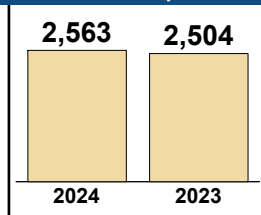
Court: Washington Circuit
Start/End Date: Jan-23 / Jun-24
2023 Average Month: 424
Jan-Jun 2023: 2,504
Dispositions Trending: ↔

Circuit/Court ID: 28 228191
Type of Case: Dispositions
2024 Average Month: 427
Jan-Jun 2024 : 2,563
Overall AVG. Month: 425

Monthly Dispositions Summary



Jan --- Jun Dispositions



Dispositions by Division

Divisions		Jan	Feb	Mar	Apr	May	Jun	Jul	Aug	Sep	Oct	Nov	Dec	Thru Jun	% Change	Total
Total	2024	324	612	420	367	426	414	-	-	-	-	-	-	2,563	2%	2,563
	2023	340	387	437	434	329	577	513	446	382	371	334	540	2,504	▲	5,090
Civil	2024	30	20	22	30	24	36	-	-	-	-	-	-	162	-34%	162
	2023	37	27	40	44	50	47	40	50	79	28	28	20	245	▼	490
Criminal	2024	142	210	157	152	232	116	-	-	-	-	-	-	1,009	9%	1,009
	2023	118	154	190	119	135	211	260	209	107	128	191	113	927	▲	1,935
Concealed Handgun Permits	2024	80	192	181	119	129	217	-	-	-	-	-	-	918	-6%	918
	2023	127	153	137	218	83	263	145	96	124	159	55	233	981	▼	1,793
Miscellaneous/ Other	2024	67	184	55	61	37	44	-	-	-	-	-	-	448	28%	448
	2023	58	53	70	53	61	56	68	91	71	55	58	170	351	▲	864
Others	2024	5	6	5	5	4	1	-	-	-	-	-	-	26	26	26
	2023	-	-	-	-	-	-	-	-	1	1	2	4	0	↔	8

Dispositions by Case Category

Case Categories		Jan	Feb	Mar	Apr	May	Jun	Jul	Aug	Sep	Oct	Nov	Dec	Thru Jun	% Change	Total
Administrative Law	2024	-	-	-	-	-	-	-	-	-	-	-	-	0	0	0
	2023	-	-	-	-	-	-	-	-	3	-	-	-	0	↔	3
Capital Murder	2024	-	-	-	-	-	-	-	-	-	-	-	-	0	-100%	0
	2023	3	-	-	-	-	-	-	-	-	1	-	-	3	▼	4
Contested Divorce	2024	1	3	1	2	5	11	-	-	-	-	-	-	23	28%	23
	2023	2	2	5	3	4	2	2	3	8	4	4	2	18	▲	41
Domestic and Family - Level 1	2024	5	-	-	3	-	5	-	-	-	-	-	-	13	-68%	13
	2023	7	1	5	7	16	5	4	1	1	12	-	-	41	▼	59
Domestic and Family - Level 2	2024	-	3	-	2	4	1	-	-	-	-	-	-	10	-58%	10
	2023	4	4	2	6	5	3	2	2	6	2	-	2	24	▼	38
Felonies and Related Matters	2024	105	155	129	122	172	91	-	-	-	-	-	-	774	5%	774
	2023	102	128	139	96	109	164	229	153	77	95	119	90	738	▲	1,501
General Civil - Level 1	2024	-	-	1	-	-	-	-	-	-	-	-	-	1	-75%	1
	2023	1	-	-	2	-	1	2	-	-	-	-	-	4	▼	6
General Civil - Level 2	2024	11	6	4	4	2	4	-	-	-	-	-	-	31	-33%	31
	2023	10	8	7	9	4	8	5	13	16	2	6	2	46	▼	90
General Civil - Level 3	2024	3	2	1	3	1	-	-	-	-	-	-	-	10	-60%	10
	2023	1	3	5	2	2	12	5	12	13	3	-	1	25	▼	59
Miscellaneous Civil	2024	100	214	196	139	144	231	-	-	-	-	-	-	1,024	-9%	1,024
	2023	144	172	159	241	113	293	179	136	149	175	73	248	1,122	▼	2,082
Misdemeanor	2024	25	54	28	27	49	25	-	-	-	-	-	-	208	27%	208
	2023	12	25	43	20	25	39	30	37	30	32	72	19	164	▲	384
Other	2024	53	171	47	44	30	29	-	-	-	-	-	-	374	69%	374
	2023	44	34	47	30	36	30	36	52	43	38	48	165	221	▲	603
Other Criminally Related Matters	2024	12	2	-	3	11	-	-	-	-	-	-	-	28	4%	28
	2023	3	1	9	3	3	8	1	19	-	-	-	4	27	▲	51
Probates/Wills & Trusts - Level 1	2024	-	-	1	2	1	1	-	-	-	-	-	-	5	67%	5
	2023	-	-	1	-	-	2	-	1	6	1	-	-	3	▲	11
Probates/Wills & Trusts - Level 2	2024	2	1	5	2	2	1	-	-	-	-	-	-	13	18%	13
	2023	2	-	2	4	2	1	3	4	3	-	1	1	11	▲	23
Protective Orders	2024	-	1	2	3	-	1	-	-	-	-	-	-	7	133%	7
	2023	-	2	1	-	-	-	2	4	-	1	1	-	3	▲	11
Uncontested Divorce	2024	7	-	5	11	5	14	-	-	-	-	-	-	42	-22%	42
	2023	5	7	12	11	10	9	13	9	27	5	10	6	54	▼	124

CPSS-CCMS-10.11 CASELOAD STATISTICS OF THE CIRCUIT COURTS

Bristol

January 2023 -- June 2024 Dispositions


Alexandria and Fairfax Circuit are not Included in State Totals

Dashboard

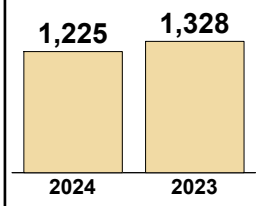
Court: Bristol Circuit
Start/End Date: Jan-23 / Jun-24
2023 Average Month: 233
Jan-Jun 2023: 1,328
Dispositions Trending: ▼

Circuit/Court ID: 28 228520
Type of Case: Dispositions
2024 Average Month: 204
Jan-Jun 2024 : 1,225
Overall AVG. Month: 223

Monthly Dispositions Summary



Jan --- Jun Dispositions



Dispositions by Division

Divisions		Jan	Feb	Mar	Apr	May	Jun	Jul	Aug	Sep	Oct	Nov	Dec	Thru Jun	% Change	Total
Total	2024	163	256	248	216	201	141	-	-	-	-	-	-	1,225	-8%	1,225
	2023	182	229	297	156	239	225	185	333	295	224	265	164	1,328	▼	2,794
Civil	2024	18	29	24	16	15	6	-	-	-	-	-	-	108	21%	108
	2023	13	19	14	15	16	12	16	23	15	10	14	18	89	▲	185
Criminal	2024	65	176	154	135	139	113	-	-	-	-	-	-	782	7%	782
	2023	98	120	192	69	150	99	58	224	232	115	175	95	728	▲	1,627
Concealed Handgun Permits	2024	24	7	36	24	17	7	-	-	-	-	-	-	115	-30%	115
	2023	24	35	44	29	27	6	33	19	12	16	12	17	165	▼	274
Miscellaneous/ Other	2024	56	44	34	40	30	15	-	-	-	-	-	-	219	-36%	219
	2023	47	54	47	42	46	107	78	67	36	83	64	34	343	▼	705
Others	2024	-	-	-	1	-	-	-	-	-	-	-	-	1	-67%	1
	2023	-	1	-	1	-	1	-	-	-	-	-	-	3	▼	3

Dispositions by Case Category

Case Categories		Jan	Feb	Mar	Apr	May	Jun	Jul	Aug	Sep	Oct	Nov	Dec	Thru Jun	% Change	Total
Administrative Law	2024	-	-	-	-	-	-	-	-	-	-	-	-	0	-100%	0
	2023	-	-	-	-	-	1	-	-	1	1	-	-	1	▼	3
Capital Murder	2024	-	-	-	-	1	-	-	-	-	-	-	-	1	1	1
	2023	-	-	-	-	-	-	-	-	-	-	-	-	0	↔	0
Contested Divorce	2024	3	-	4	2	2	-	-	-	-	-	-	-	11	57%	11
	2023	2	1	2	-	1	1	1	2	2	3	-	1	7	▲	16
Domestic and Family - Level 1	2024	5	6	2	-	-	-	-	-	-	-	-	-	13	18%	13
	2023	-	-	-	6	-	5	1	-	1	-	1	6	11	▲	20
Domestic and Family - Level 2	2024	2	2	-	1	-	-	-	-	-	-	-	-	5	-58%	5
	2023	1	-	-	1	4	6	-	3	-	1	1	1	12	▼	18
Felonies and Related Matters	2024	54	138	111	110	103	96	-	-	-	-	-	-	612	7%	612
	2023	80	89	153	47	124	78	43	176	193	82	137	71	571	▲	1,273
General Civil - Level 1	2024	1	-	-	-	-	-	-	-	-	-	-	-	1	0%	1
	2023	-	-	-	-	1	-	-	1	-	-	-	-	1	↔	2
General Civil - Level 2	2024	-	3	1	-	2	2	-	-	-	-	-	-	8	-53%	8
	2023	5	2	3	2	3	2	7	4	1	2	4	2	17	▼	37
General Civil - Level 3	2024	8	2	7	-	6	2	-	-	-	-	-	-	25	-17%	25
	2023	4	2	4	3	3	14	1	7	1	17	6	2	30	▼	64
Miscellaneous Civil	2024	48	26	51	46	23	11	-	-	-	-	-	-	205	-30%	205
	2023	39	45	52	48	46	62	78	56	20	50	31	38	292	▼	565
Misdemeanor	2024	10	35	43	25	32	11	-	-	-	-	-	-	156	13%	156
	2023	16	25	37	18	26	16	9	38	37	29	38	12	138	▲	301
Other	2024	26	25	21	24	22	11	-	-	-	-	-	-	129	-35%	129
	2023	29	47	38	23	27	33	34	28	30	31	41	13	197	▼	374
Other Criminally Related Matters	2024	1	3	-	-	3	6	-	-	-	-	-	-	13	-32%	13
	2023	2	6	2	4	-	5	6	10	2	4	-	13	19	▼	54
Probates/Wills & Trusts - Level 2	2024	1	2	-	-	1	-	-	-	-	-	-	-	4	100%	4
	2023	-	-	1	-	-	1	-	-	1	1	-	2	2	▲	6
Protective Orders	2024	-	-	-	1	-	-	-	-	-	-	-	-	1	1	1
	2023	-	-	-	-	-	-	-	-	-	-	-	-	0	↔	0
Uncontested Divorce	2024	4	14	8	7	6	2	-	-	-	-	-	-	41	37%	41
	2023	4	12	5	4	4	1	5	8	6	3	6	3	30	▲	61

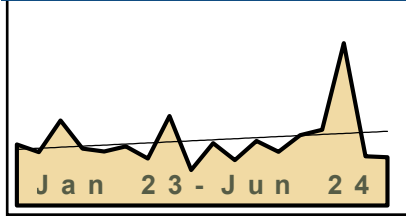
This report reflects data in the case management system. Numbers will update accordingly as reports are refreshed and posted.

Dashboard

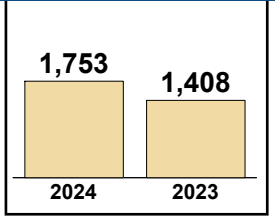
Court: Buchanan Circuit
Start/End Date: Jan-23 / Jun-24
2023 Average Month: 227
Jan-Jun 2023: 1,408
Dispositions Trending: ▲

Circuit/Court ID: 29 229027
Type of Case: Dispositions
2024 Average Month: 292
Jan-Jun 2024 : 1,753
Overall AVG. Month: 248

Monthly Dispositions Summary



Jan --- Jun Dispositions



Dispositions by Division

Divisions		Jan	Feb	Mar	Apr	May	Jun	Jul	Aug	Sep	Oct	Nov	Dec	Thru Jun	% Change	Total
Total	2024	205	268	289	619	188	184	-	-	-	-	-	-	1,753	25%	1,753
	2023	233	203	324	217	206	225	179	341	135	237	173	246	1,408	▲	2,719
Civil	2024	6	16	15	179	15	10	-	-	-	-	-	-	241	159%	241
	2023	14	18	20	13	19	9	11	18	2	12	8	8	93	▲	152
Criminal	2024	137	180	208	226	118	114	-	-	-	-	-	-	983	9%	983
	2023	173	130	202	152	87	157	113	261	80	145	132	184	901	▲	1,816
Concealed Handgun Permits	2024	53	56	55	65	50	48	-	-	-	-	-	-	327	-9%	327
	2023	40	44	86	48	90	50	50	54	51	53	30	45	358	▼	641
Miscellaneous/ Other	2024	9	16	11	149	5	12	-	-	-	-	-	-	202	261%	202
	2023	6	11	16	4	10	9	5	8	2	27	3	9	56	▲	110

Dispositions by Case Category

Case Categories		Jan	Feb	Mar	Apr	May	Jun	Jul	Aug	Sep	Oct	Nov	Dec	Thru Jun	% Change	Total
Administrative Law	2024	-	-	-	4	-	-	-	-	-	-	-	-	4	300%	4
	2023	-	-	-	-	1	-	-	-	-	-	-	-	1	▲	1
Capital Murder	2024	-	2	-	-	-	-	-	-	-	-	-	-	2	2	2
	2023	-	-	-	-	-	-	-	-	-	-	-	-	0	↔	0
Contested Divorce	2024	1	2	2	26	1	-	-	-	-	-	-	-	32	540%	32
	2023	-	-	2	1	1	1	1	3	1	3	-	1	5	▲	14
Domestic and Family - Level 1	2024	-	6	1	8	-	-	-	-	-	-	-	-	15	-17%	15
	2023	4	2	6	1	5	-	4	3	-	2	-	-	18	▼	27
Domestic and Family - Level 2	2024	1	1	-	7	1	2	-	-	-	-	-	-	12	9%	12
	2023	1	5	-	2	2	1	1	3	-	1	2	-	11	▲	18
Felonies and Related Matters	2024	107	140	155	167	87	79	-	-	-	-	-	-	735	14%	735
	2023	120	80	157	103	64	119	81	193	69	114	86	154	643	▲	1,340
General Civil	2024	-	-	-	1	-	-	-	-	-	-	-	-	1	1	1
	2023	-	-	-	-	-	-	-	-	-	-	-	-	0	↔	0
General Civil - Level 1	2024	-	2	-	7	-	-	-	-	-	-	-	-	9	9	9
	2023	-	-	-	-	-	-	1	-	-	-	-	-	0	↔	1
General Civil - Level 2	2024	1	4	6	111	9	6	-	-	-	-	-	-	137	342%	137
	2023	4	4	4	7	6	6	-	7	-	5	4	3	31	▲	50
General Civil - Level 3	2024	2	3	2	35	-	1	-	-	-	-	-	-	43	438%	43
	2023	1	-	3	-	-	4	1	1	-	1	1	1	8	▲	13
Miscellaneous Civil	2024	61	68	63	127	53	59	-	-	-	-	-	-	431	6%	431
	2023	45	55	99	52	99	55	55	60	53	77	31	50	405	▲	731
Misdemeanor	2024	30	35	46	56	27	30	-	-	-	-	-	-	224	6%	224
	2023	45	38	33	38	19	38	27	53	10	30	42	28	211	▲	401
Other	2024	-	-	-	9	-	-	-	-	-	-	-	-	9	800%	9
	2023	1	-	-	-	-	-	-	1	-	-	-	-	1	▲	2
Other Criminally Related Matters	2024	-	3	7	5	4	6	-	-	-	-	-	-	25	-47%	25
	2023	8	12	12	11	4	-	5	15	1	1	4	2	47	▼	75
Probates/Wills & Trusts - Level 1	2024	-	-	-	2	-	-	-	-	-	-	-	-	2	2	2
	2023	-	-	-	-	-	-	1	-	-	-	-	-	0	↔	1
Probates/Wills & Trusts - Level 2	2024	-	2	-	3	-	-	-	-	-	-	-	-	5	150%	5
	2023	-	-	-	-	2	-	1	-	-	-	-	1	2	▲	4
Protective Orders	2024	1	-	2	-	1	-	-	-	-	-	-	-	4	300%	4
	2023	-	-	1	-	-	-	-	-	-	-	-	2	1	▲	3
Uncontested Divorce	2024	1	-	5	51	5	1	-	-	-	-	-	-	63	163%	63
	2023	4	7	7	2	3	1	1	2	1	3	3	4	24	▲	38

Dashboard		Monthly Dispositions Summary		Jan --- Jun Dispositions					
<p>Court: Dickenson Circuit Start/End Date: Jan-23 / Jun-24 2023 Average Month: 104 Jan-Jun 2023: 609 Dispositions Trending: ▲</p>	<p>Circuit/Court ID: 29 229051 Type of Case: Dispositions 2024 Average Month: 107 Jan-Jun 2024 : 642 Overall AVG. Month: 105</p>			<table border="1" style="margin: auto;"> <tr> <td style="text-align: center; width: 50px;">642</td> <td style="text-align: center; width: 50px;">609</td> </tr> <tr> <td style="text-align: center;">2024</td> <td style="text-align: center;">2023</td> </tr> </table>		642	609	2024	2023
642	609								
2024	2023								

Dispositions by Division																
Divisions		Jan	Feb	Mar	Apr	May	Jun	Jul	Aug	Sep	Oct	Nov	Dec	Thru Jun	% Change	Total
Total	2024	82	101	139	111	120	89	-	-	-	-	-	-	642	5%	642
	2023	94	73	132	119	54	137	55	164	55	102	91	169	609	▲	1,245
Civil	2024	3	1	6	18	8	9	-	-	-	-	-	-	45	-29%	45
	2023	13	6	17	8	13	6	9	16	2	13	7	7	63	▼	117
Criminal	2024	38	45	69	43	50	47	-	-	-	-	-	-	292	-5%	292
	2023	45	25	53	73	14	98	22	100	22	29	45	91	308	▼	617
Concealed Handgun Permits	2024	36	41	46	40	44	18	-	-	-	-	-	-	225	13%	225
	2023	31	34	53	36	21	24	19	31	19	46	31	35	199	▲	380
Miscellaneous/ Other	2024	5	14	18	10	18	15	-	-	-	-	-	-	80	111%	80
	2023	5	8	9	2	6	8	5	17	12	14	8	36	38	▲	130
Others	2024	-	-	-	-	-	-	-	-	-	-	-	-	0	-100%	0
	2023	-	-	-	-	-	1	-	-	-	-	-	-	1	▼	1


Dispositions by Case Category																
Case Categories		Jan	Feb	Mar	Apr	May	Jun	Jul	Aug	Sep	Oct	Nov	Dec	Thru Jun	% Change	Total
Contested Divorce	2024	-	-	1	2	1	1	-	-	-	-	-	-	5	0%	5
	2023	2	1	-	-	1	1	2	2	-	4	1	2	5	↔	16
Domestic and Family - Level 1	2024	-	-	-	11	-	1	-	-	-	-	-	-	12	33%	12
	2023	4	-	2	-	-	3	2	1	-	-	2	-	9	▲	14
Domestic and Family - Level 2	2024	-	-	-	-	-	1	-	-	-	-	-	-	1	-75%	1
	2023	-	1	1	2	-	-	-	4	2	-	-	-	4	▼	10
Felonies and Related Matters	2024	23	41	50	35	40	43	-	-	-	-	-	-	232	-12%	232
	2023	38	22	47	59	11	87	14	80	19	26	33	76	264	▼	512
General Civil - Level 2	2024	-	-	1	4	3	-	-	-	-	-	-	-	8	-11%	8
	2023	-	1	3	1	4	-	-	1	-	1	2	3	9	▼	16
General Civil - Level 3	2024	2	-	2	-	2	2	-	-	-	-	-	-	8	-11%	8
	2023	3	2	2	1	1	-	3	-	-	2	-	1	9	▼	15
Miscellaneous Civil	2024	39	43	49	40	46	19	-	-	-	-	-	-	236	14%	236
	2023	32	36	55	37	22	25	20	33	22	53	35	38	207	▲	408
Misdemeanor	2024	15	4	18	9	7	2	-	-	-	-	-	-	55	31%	55
	2023	7	3	5	14	3	10	5	18	2	3	10	15	42	▲	95
Other	2024	2	12	15	9	15	13	-	-	-	-	-	-	66	120%	66
	2023	5	6	5	1	5	8	4	16	9	7	4	31	30	▲	101
Other Criminally Related Matters	2024	-	-	1	-	3	2	-	-	-	-	-	-	6	200%	6
	2023	-	-	1	-	-	1	3	2	1	-	2	-	2	▲	10
Probates/Wills & Trusts - Level 2	2024	1	-	-	-	-	-	-	-	-	-	-	-	1	-50%	1
	2023	-	-	2	-	-	-	-	1	-	1	1	-	2	▼	5
Uncontested Divorce	2024	-	1	2	1	3	5	-	-	-	-	-	-	12	-54%	12
	2023	3	1	9	4	7	2	2	6	-	5	1	3	26	▼	43

Dashboard

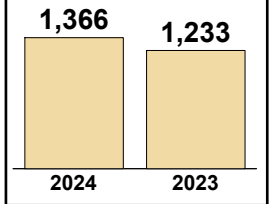
Court: Russell Circuit
Start/End Date: Jan-23 / Jun-24
2023 Average Month: 190
Jan-Jun 2023: 1,233
Dispositions Trending: ▲

Circuit/Court ID: 29 229167
Type of Case: Dispositions
2024 Average Month: 228
Jan-Jun 2024 : 1,366
Overall AVG. Month: 203

Monthly Dispositions Summary



Jan --- Jun Dispositions



Dispositions by Division

Divisions		Jan	Feb	Mar	Apr	May	Jun	Jul	Aug	Sep	Oct	Nov	Dec	Thru Jun	% Change	Total
Total	2024	168	164	289	302	231	212	-	-	-	-	-	-	1,366	11%	1,366
	2023	209	180	188	214	215	227	201	227	142	146	163	170	1,233	▲	2,282
Civil	2024	18	15	13	44	23	13	-	-	-	-	-	-	126	21%	126
	2023	10	20	15	12	37	10	19	24	14	14	38	18	104	▲	231
Criminal	2024	92	62	169	99	92	112	-	-	-	-	-	-	626	0%	626
	2023	122	85	85	88	94	155	129	159	61	93	60	96	629	▼	1,227
Concealed Handgun Permits	2024	52	85	102	120	108	83	-	-	-	-	-	-	550	19%	550
	2023	73	74	80	108	69	59	50	40	62	35	47	52	463	▲	749
Miscellaneous/ Other	2024	6	2	5	39	8	4	-	-	-	-	-	-	64	73%	64
	2023	4	1	8	6	15	3	3	4	5	4	18	4	37	▲	75

Dispositions by Case Category


Case Categories		Jan	Feb	Mar	Apr	May	Jun	Jul	Aug	Sep	Oct	Nov	Dec	Thru Jun	% Change	Total
Contested Divorce	2024	2	-	3	3	2	6	-	-	-	-	-	-	16	-6%	16
	2023	1	3	3	2	8	-	2	1	4	3	6	4	17	▼	37
Domestic and Family - Level 1	2024	3	-	-	5	2	-	-	-	-	-	-	-	10	25%	10
	2023	1	-	3	-	4	-	2	-	1	1	6	-	8	▲	18
Domestic and Family - Level 2	2024	1	2	-	6	-	-	-	-	-	-	-	-	9	29%	9
	2023	1	3	2	1	-	-	3	-	1	2	-	3	7	▲	16
Felonies and Related Matters	2024	57	32	120	85	64	90	-	-	-	-	-	-	448	-8%	448
	2023	91	52	67	72	73	130	108	128	56	71	41	59	485	▼	948
General Civil - Level 1	2024	-	1	-	-	-	-	-	-	-	-	-	-	1	1	1
	2023	-	-	-	-	-	-	-	1	-	-	-	-	0	↔	1
General Civil - Level 2	2024	1	-	3	2	4	-	-	-	-	-	-	-	10	-29%	10
	2023	-	1	2	2	8	1	1	3	1	1	8	1	14	▼	29
General Civil - Level 3	2024	9	7	3	4	8	2	-	-	-	-	-	-	33	38%	33
	2023	1	6	1	2	9	5	2	13	-	3	3	4	24	▲	49
Miscellaneous Civil	2024	57	87	105	161	115	87	-	-	-	-	-	-	612	24%	612
	2023	77	75	87	114	79	62	53	43	67	37	59	56	494	▲	809
Misdemeanor	2024	32	25	44	14	25	22	-	-	-	-	-	-	162	24%	162
	2023	31	31	17	15	12	25	20	29	4	19	17	35	131	▲	255
Other	2024	1	-	-	10	-	-	-	-	-	-	-	-	11	1,000%	11
	2023	-	-	-	-	1	-	-	-	-	-	-	-	1	▲	1
Other Criminally Related Matters	2024	3	5	5	-	3	-	-	-	-	-	-	-	16	14%	16
	2023	-	2	1	1	9	1	1	2	1	3	2	2	14	▲	25
Probates/Wills & Trusts - Level 1	2024	-	-	-	1	1	-	-	-	-	-	-	-	2	2	2
	2023	-	-	-	-	-	-	-	-	-	-	1	-	0	↔	1
Probates/Wills & Trusts - Level 2	2024	-	-	-	3	-	3	-	-	-	-	-	-	6	-14%	6
	2023	-	2	-	-	2	3	2	1	2	2	1	-	7	▼	15
Uncontested Divorce	2024	2	5	6	8	7	2	-	-	-	-	-	-	30	-3%	30
	2023	6	5	5	5	10	-	7	6	5	4	19	6	31	▼	78

Dashboard

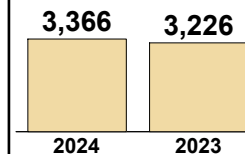
Court: Tazewell Circuit
 Start/End Date: Jan-23 / Jun-24
 2023 Average Month: 483
 Jan-Jun 2023: 3,226
 Dispositions Trending: ▲

Circuit/Court ID: 29 229185
 Type of Case: Dispositions
 2024 Average Month: 561
 Jan-Jun 2024 : 3,366
 Overall AVG. Month: 509

Monthly Dispositions Summary



Jan --- Jun Dispositions



Dispositions by Division

Divisions		Jan	Feb	Mar	Apr	May	Jun	Jul	Aug	Sep	Oct	Nov	Dec	Thru Jun	% Change	Total
Total	2024	540	574	833	432	587	400	-	-	-	-	-	-	3,366	4%	3,366
	2023	513	620	557	413	521	602	349	522	429	410	478	387	3,226	▲	5,801
Civil	2024	43	79	17	49	35	21	-	-	-	-	-	-	244	3%	244
	2023	62	46	39	28	25	37	33	33	25	32	24	26	237	▲	410
Criminal	2024	411	298	608	260	321	273	-	-	-	-	-	-	2,171	10%	2,171
	2023	232	399	278	281	341	436	208	360	344	284	320	234	1,967	▲	3,717
Concealed Handgun Permits	2024	69	145	185	97	189	75	-	-	-	-	-	-	760	-8%	760
	2023	127	150	222	76	142	110	89	109	42	78	108	114	827	▼	1,367
Miscellaneous/Other	2024	17	52	23	26	41	31	-	-	-	-	-	-	190	-2%	190
	2023	92	25	18	27	13	19	19	20	17	16	26	13	194	▼	305
Others	2024	-	-	-	-	1	-	-	-	-	-	-	-	1	0%	1
	2023	-	-	-	1	-	-	-	-	1	-	-	-	1	↔	2

Dispositions by Case Category


Case Categories		Jan	Feb	Mar	Apr	May	Jun	Jul	Aug	Sep	Oct	Nov	Dec	Thru Jun	% Change	Total
Capital Murder	2024	-	-	-	-	-	-	-	-	-	-	-	-	0	-100%	0
	2023	-	1	-	-	-	-	-	-	-	2	1	-	1	▼	4
Contested Divorce	2024	5	8	3	9	3	5	-	-	-	-	-	-	33	3%	33
	2023	10	2	3	8	3	6	5	7	2	7	3	6	32	▲	62
Domestic and Family - Level 1	2024	5	6	-	8	13	-	-	-	-	-	-	-	32	-22%	32
	2023	5	20	13	-	2	1	15	2	-	6	1	-	41	▼	65
Domestic and Family - Level 2	2024	4	1	5	1	1	3	-	-	-	-	-	-	15	-35%	15
	2023	6	1	4	3	1	8	1	4	3	-	3	2	23	▼	36
Felonies and Related Matters	2024	259	213	514	182	235	218	-	-	-	-	-	-	1,621	5%	1,621
	2023	159	313	226	220	263	369	128	268	264	189	249	145	1,550	▲	2,793
General Civil - Level 1	2024	-	1	-	2	-	-	-	-	-	-	-	-	3	-25%	3
	2023	1	2	-	-	1	-	-	-	1	2	-	-	4	▼	7
General Civil - Level 2	2024	4	15	3	11	3	2	-	-	-	-	-	-	38	12%	38
	2023	14	6	4	5	1	4	1	6	3	2	5	5	34	▲	56
General Civil - Level 3	2024	4	13	-	4	4	4	-	-	-	-	-	-	29	61%	29
	2023	11	2	-	2	1	2	2	-	3	2	4	1	18	▲	30
Miscellaneous Civil	2024	77	181	193	102	218	87	-	-	-	-	-	-	858	-12%	858
	2023	205	168	235	89	150	125	95	118	56	88	125	121	972	▼	1,575
Misdemeanor	2024	146	81	93	75	84	54	-	-	-	-	-	-	533	33%	533
	2023	72	81	49	61	75	64	78	89	77	91	69	82	402	▲	888
Other	2024	9	24	15	18	14	17	-	-	-	-	-	-	97	90%	97
	2023	14	5	7	14	5	6	12	13	3	9	9	7	51	▲	104
Other Criminally Related Matters	2024	7	4	3	4	2	1	-	-	-	-	-	-	21	50%	21
	2023	1	4	3	-	3	3	2	3	3	2	1	7	14	▲	32
Probates/Wills & Trusts - Level 1	2024	1	-	-	-	-	-	-	-	-	-	-	-	1	1	1
	2023	-	-	-	-	-	-	-	1	-	-	-	-	0	↔	1
Probates/Wills & Trusts - Level 2	2024	6	7	-	4	3	1	-	-	-	-	-	-	21	62%	21
	2023	2	1	4	1	2	3	3	-	4	3	2	1	13	▲	26
Uncontested Divorce	2024	13	20	4	12	7	8	-	-	-	-	-	-	64	-10%	64
	2023	13	14	9	10	14	11	7	11	10	7	6	10	71	▼	122

Dashboard

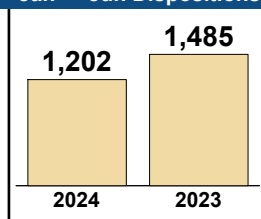
Court: Lee Circuit
Start/End Date: Jan-23 / Jun-24
2023 Average Month: 227
Jan-Jun 2023: 1,485
Dispositions Trending: ▼

Circuit/Court ID: 30 230105
Type of Case: Dispositions
2024 Average Month: 200
Jan-Jun 2024 : 1,202
Overall AVG. Month: 218

Monthly Dispositions Summary



Jan --- Jun Dispositions



Dispositions by Division

Divisions		Jan	Feb	Mar	Apr	May	Jun	Jul	Aug	Sep	Oct	Nov	Dec	Thru Jun	% Change	Total
Total	2024	161	212	295	230	142	162	-	-	-	-	-	-	1,202	-19%	1,202
	2023	274	198	328	244	217	224	386	188	164	191	174	140	1,485	▼	2,728
Civil	2024	9	16	24	18	21	17	-	-	-	-	-	-	105	-31%	105
	2023	25	18	17	15	57	20	105	30	17	17	26	8	152	▼	355
Criminal	2024	124	108	216	161	65	97	-	-	-	-	-	-	771	-19%	771
	2023	172	136	212	179	112	136	144	101	106	114	105	82	947	▼	1,599
Concealed Handgun Permits	2024	22	75	45	40	48	38	-	-	-	-	-	-	268	-13%	268
	2023	58	33	90	34	38	56	53	39	35	43	25	44	309	▼	548
Miscellaneous/ Other	2024	6	13	10	11	8	10	-	-	-	-	-	-	58	-24%	58
	2023	19	11	8	16	10	12	84	18	6	17	18	6	76	▼	225
Others	2024	-	-	-	-	-	-	-	-	-	-	-	-	0	-100%	0
	2023	-	-	1	-	-	-	-	-	-	-	-	-	1	▼	1

Dispositions by Case Category

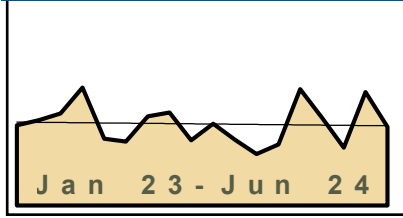
Case Categories		Jan	Feb	Mar	Apr	May	Jun	Jul	Aug	Sep	Oct	Nov	Dec	Thru Jun	% Change	Total
Administrative Law	2024	-	-	-	-	-	-	-	-	-	-	-	-	0	0	0
	2023	-	-	-	-	-	-	2	-	-	-	-	-	0	↔	2
Contested Divorce	2024	1	2	1	-	1	5	-	-	-	-	-	-	10	-33%	10
	2023	4	-	1	6	2	2	14	4	4	4	2	3	15	▼	46
Domestic and Family - Level 1	2024	-	-	12	7	1	-	-	-	-	-	-	-	20	25%	20
	2023	4	2	4	1	-	5	3	1	3	1	7	-	16	▲	31
Domestic and Family - Level 2	2024	3	2	1	1	-	1	-	-	-	-	-	-	8	-11%	8
	2023	1	1	1	2	1	3	11	1	-	1	3	1	9	▼	26
Felonies and Related Matters	2024	102	93	172	135	44	78	-	-	-	-	-	-	624	-16%	624
	2023	156	101	171	146	80	92	98	76	87	87	88	68	746	▼	1,250
General Civil - Level 1	2024	-	-	-	-	-	-	-	-	-	-	-	-	0	0	0
	2023	-	-	-	-	-	-	7	-	-	-	-	1	0	↔	8
General Civil - Level 2	2024	-	2	3	1	2	-	-	-	-	-	-	-	8	-33%	8
	2023	-	3	2	4	2	1	33	5	1	3	2	1	12	▼	57
General Civil - Level 3	2024	1	-	1	2	2	-	-	-	-	-	-	-	6	-33%	6
	2023	2	4	1	1	-	1	21	1	3	2	5	3	9	▼	44
Miscellaneous Civil	2024	27	94	53	51	68	52	-	-	-	-	-	-	345	-15%	345
	2023	75	41	98	46	84	61	100	58	41	54	33	46	405	▼	737
Misdemeanor	2024	21	13	36	22	21	19	-	-	-	-	-	-	132	-28%	132
	2023	15	30	36	32	30	40	37	25	17	21	15	13	183	▼	311
Other	2024	-	1	5	-	-	-	-	-	-	-	-	-	6	-83%	6
	2023	6	6	3	5	7	9	14	8	1	4	10	2	36	▼	75
Other Criminally Related Matters	2024	1	2	8	4	-	-	-	-	-	-	-	-	15	-21%	15
	2023	1	5	5	1	2	5	9	-	2	6	2	1	19	▼	39
Probates/Wills & Trusts - Level 1	2024	-	-	-	-	-	-	-	-	-	-	-	-	0	0	0
	2023	-	-	-	-	-	-	1	-	-	-	-	-	0	↔	1
Probates/Wills & Trusts - Level 2	2024	1	-	1	2	1	2	-	-	-	-	-	-	7	75%	7
	2023	1	1	1	-	-	1	7	2	2	2	3	1	4	▲	21
Protective Orders	2024	-	-	-	-	-	-	-	-	-	-	-	-	0	-100%	0
	2023	-	-	-	-	2	-	-	-	-	-	-	-	2	▼	2
Uncontested Divorce	2024	4	3	2	5	2	5	-	-	-	-	-	-	21	-28%	21
	2023	9	4	5	-	7	4	29	7	3	6	3	1	29	▼	78

Dashboard

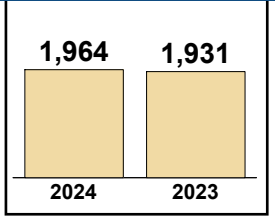
Court: Scott Circuit
Start/End Date: Jan-23 / Jun-24
2023 Average Month: 303
Jan-Jun 2023: 1,931
Dispositions Trending: ↔

Circuit/Court ID: 30 230169
Type of Case: Dispositions
2024 Average Month: 327
Jan-Jun 2024 : 1,964
Overall AVG. Month: 311

Monthly Dispositions Summary



Jan --- Jun Dispositions



Dispositions by Division

Divisions		Jan	Feb	Mar	Apr	May	Jun	Jul	Aug	Sep	Oct	Nov	Dec	Thru Jun	% Change	Total
Total	2024	233	443	334	221	433	300	-	-	-	-	-	-	1,964	2%	1,964
	2023	306	325	351	450	255	244	340	355	248	312	251	196	1,931	▲	3,633
Civil	2024	17	22	11	18	12	7	-	-	-	-	-	-	87	-25%	87
	2023	19	24	18	20	16	19	16	46	17	10	14	5	116	▼	224
Criminal	2024	155	342	208	123	359	233	-	-	-	-	-	-	1,420	7%	1,420
	2023	201	197	241	338	170	186	243	231	173	221	192	133	1,333	▲	2,526
Concealed Handgun Permits	2024	50	75	101	72	51	56	-	-	-	-	-	-	405	-2%	405
	2023	74	97	74	77	57	33	71	52	47	69	36	48	412	▼	735
Miscellaneous/ Other	2024	11	4	14	8	11	4	-	-	-	-	-	-	52	-25%	52
	2023	12	7	18	15	11	6	10	24	11	12	9	10	69	▼	145
Others	2024	-	-	-	-	-	-	-	-	-	-	-	-	0	-100%	0
	2023	-	-	-	-	1	-	-	2	-	-	-	-	1	▼	3

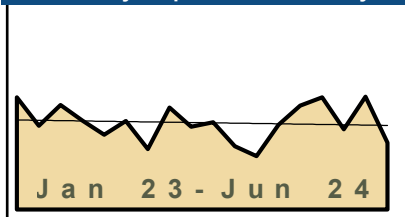
Dispositions by Case Category

Case Categories		Jan	Feb	Mar	Apr	May	Jun	Jul	Aug	Sep	Oct	Nov	Dec	Thru Jun	% Change	Total
Capital Murder	2024	-	-	-	-	-	-	-	-	-	-	-	-	0	0	0
	2023	-	-	-	-	-	-	2	-	-	-	-	1	0	↔	3
Contested Divorce	2024	3	3	-	3	2	-	-	-	-	-	-	-	11	-35%	11
	2023	4	4	2	2	2	3	3	4	-	1	1	1	17	▼	27
Domestic and Family - Level 1	2024	-	2	1	6	1	-	-	-	-	-	-	-	10	11%	10
	2023	-	7	-	-	-	2	1	15	-	-	1	1	9	▲	27
Domestic and Family - Level 2	2024	2	2	-	-	2	2	-	-	-	-	-	-	8	-27%	8
	2023	3	-	-	2	4	2	5	3	2	1	2	-	11	▼	24
Felonies and Related Matters	2024	127	256	185	101	179	175	-	-	-	-	-	-	1,023	3%	1,023
	2023	141	132	167	282	132	135	175	168	116	162	157	98	989	▲	1,865
General Civil - Level 1	2024	-	-	1	-	1	-	-	-	-	-	-	-	2	100%	2
	2023	1	-	-	-	-	-	-	1	-	-	-	-	1	▲	2
General Civil - Level 2	2024	2	2	3	1	1	3	-	-	-	-	-	-	12	-43%	12
	2023	2	4	7	6	1	1	1	10	8	4	5	2	21	▼	51
General Civil - Level 3	2024	1	2	3	2	2	2	-	-	-	-	-	-	12	-61%	12
	2023	2	9	8	3	4	5	3	8	6	1	2	2	31	▼	53
Miscellaneous Civil	2024	60	79	114	79	59	58	-	-	-	-	-	-	449	-2%	449
	2023	83	101	85	86	67	38	81	61	54	79	43	53	460	▼	831
Misdemeanor	2024	25	86	21	19	180	53	-	-	-	-	-	-	384	21%	384
	2023	55	61	69	54	33	46	64	60	51	55	34	33	318	▲	615
Other	2024	-	-	-	-	-	-	-	-	-	-	-	-	0	-100%	0
	2023	-	-	-	-	1	-	-	7	-	-	-	-	1	▼	8
Other Criminally Related Matters	2024	3	2	2	3	-	5	-	-	-	-	-	-	15	-46%	15
	2023	6	4	5	2	5	6	3	3	6	4	1	2	28	▼	47
Probates/Wills & Trusts - Level 2	2024	2	2	-	-	2	-	-	-	-	-	-	-	6	50%	6
	2023	3	-	1	-	-	-	1	3	1	1	2	1	4	▲	13
Protective Orders	2024	1	-	-	-	-	-	-	-	-	-	-	-	1	1	1
	2023	-	-	-	-	-	-	-	-	-	-	-	-	0	↔	0
Uncontested Divorce	2024	7	7	4	7	4	2	-	-	-	-	-	-	31	-24%	31
	2023	6	3	7	13	6	6	1	12	4	4	3	2	41	▼	67

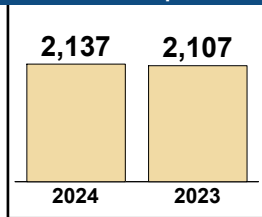
Dashboard

Court: Wise Circuit
Start/End Date: Jan-23 / Jun-24
2023 Average Month: 318
Jan-Jun 2023: 2,107
Dispositions Trending: ⇄
Circuit/Court ID: 30 230195
Type of Case: Dispositions
2024 Average Month: 356
Jan-Jun 2024 : 2,137
Overall AVG. Month: 331

Monthly Dispositions Summary



Jan --- Jun Dispositions



Dispositions by Division

Table with columns: Divisions, Jan, Feb, Mar, Apr, May, Jun, Jul, Aug, Sep, Oct, Nov, Dec, Thru Jun, % Change, Total. Rows include Total, Civil, Criminal, Concealed Handgun Permits, Miscellaneous/Other, and Others.

Dispositions by Case Category

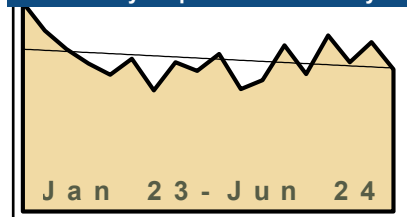
Table with columns: Case Categories, Jan, Feb, Mar, Apr, May, Jun, Jul, Aug, Sep, Oct, Nov, Dec, Thru Jun, % Change, Total. Rows include Administrative Law, Capital Murder, Contested Divorce, Domestic and Family - Level 1/2, Felonies and Related Matters, General Civil - Level 1/2/3, Miscellaneous Civil, Misdemeanor, Other, Other Criminally Related Matters, Probates/Wills & Trusts - Level 1/2, and Uncontested Divorce.

Dashboard

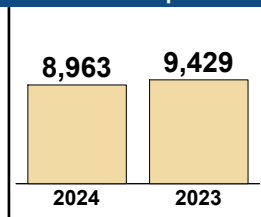
Court: Prince William Circuit
Start/End Date: Jan-23 / Jun-24
2023 Average Month: 1,439
Jan-Jun 2023: 9,429
Dispositions Trending: ▼

Circuit/Court ID: 31 231153
Type of Case: Dispositions
2024 Average Month: 1,494
Jan-Jun 2024 : 8,963
Overall AVG. Month: 1,457

Monthly Dispositions Summary



Jan --- Jun Dispositions



Dispositions by Division

Divisions		Jan	Feb	Mar	Apr	May	Jun	Jul	Aug	Sep	Oct	Nov	Dec	Thru Jun	% Change	Total
Total	2024	1,583	1,309	1,678	1,423	1,615	1,355	-	-	-	-	-	-	8,963	-5%	8,963
	2023	1,990	1,722	1,547	1,411	1,303	1,456	1,155	1,422	1,339	1,501	1,167	1,250	9,429	▼	17,263
Civil	2024	265	201	363	391	342	290	-	-	-	-	-	-	1,852	55%	1,852
	2023	197	171	242	165	223	198	206	197	232	241	136	259	1,196	▲	2,467
Criminal	2024	456	328	432	347	328	333	-	-	-	-	-	-	2,224	14%	2,224
	2023	247	360	348	338	272	388	344	331	388	319	267	301	1,953	▲	3,903
Concealed Handgun Permits	2024	552	500	564	389	560	423	-	-	-	-	-	-	2,988	-18%	2,988
	2023	634	655	637	620	491	588	329	587	400	611	533	416	3,625	▼	6,501
Miscellaneous/ Other	2024	308	274	315	295	380	306	-	-	-	-	-	-	1,878	-29%	1,878
	2023	911	532	317	281	310	281	274	300	318	323	228	270	2,632	▼	4,345
Others	2024	2	6	4	1	5	3	-	-	-	-	-	-	21	-9%	21
	2023	1	4	3	7	7	1	2	7	1	7	3	4	23	▼	47

Dispositions by Case Category

Case Categories		Jan	Feb	Mar	Apr	May	Jun	Jul	Aug	Sep	Oct	Nov	Dec	Thru Jun	% Change	Total
Administrative Law	2024	1	1	3	1	3	4	-	-	-	-	-	-	13	225%	13
	2023	1	1	1	-	-	1	1	1	1	1	1	2	4	▲	11
Capital Murder	2024	2	2	1	-	1	1	-	-	-	-	-	-	7	7	7
	2023	-	-	-	-	-	-	-	-	-	3	-	-	0	↔	3
Contested Divorce	2024	29	28	47	35	28	28	-	-	-	-	-	-	195	23%	195
	2023	26	29	26	25	21	32	24	26	31	22	16	42	159	▲	320
Domestic and Family - Level 1	2024	21	11	25	22	28	20	-	-	-	-	-	-	127	22%	127
	2023	20	20	26	9	19	10	29	15	9	24	15	9	104	▲	205
Domestic and Family - Level 2	2024	35	30	93	139	29	37	-	-	-	-	-	-	363	505%	363
	2023	12	11	15	5	4	13	9	5	36	43	8	63	60	▲	224
Felonies and Related Matters	2024	264	111	222	132	166	168	-	-	-	-	-	-	1,063	15%	1,063
	2023	119	192	137	149	119	211	139	143	148	166	119	129	927	▲	1,771
General Civil - Level 1	2024	4	3	1	3	5	2	-	-	-	-	-	-	18	38%	18
	2023	3	-	2	1	2	5	2	2	1	2	2	2	13	▲	24
General Civil - Level 2	2024	90	45	79	77	113	101	-	-	-	-	-	-	505	49%	505
	2023	55	43	51	41	105	45	41	72	52	46	34	50	340	▲	635
General Civil - Level 3	2024	18	19	22	28	49	25	-	-	-	-	-	-	161	46%	161
	2023	26	10	28	13	11	22	16	15	24	26	17	18	110	▲	226
Miscellaneous Civil	2024	734	666	760	562	804	625	-	-	-	-	-	-	4,151	-11%	4,151
	2023	813	808	843	782	688	756	505	772	610	812	676	597	4,690	▼	8,662
Misdemeanor	2024	116	77	102	81	72	69	-	-	-	-	-	-	517	-4%	517
	2023	70	95	100	119	66	90	66	87	106	79	61	70	540	▼	1,009
Other	2024	103	101	105	93	93	77	-	-	-	-	-	-	572	-62%	572
	2023	721	371	97	115	103	97	93	94	96	115	74	78	1,504	▼	2,054
Other Criminally Related Matters	2024	77	139	111	140	89	97	-	-	-	-	-	-	653	31%	653
	2023	61	73	114	70	92	90	146	107	141	76	87	104	500	▲	1,161
Probates/Wills & Trusts - Level 1	2024	1	-	5	1	1	1	-	-	-	-	-	-	9	125%	9
	2023	-	-	-	-	2	2	1	3	1	3	-	-	4	▲	12
Probates/Wills & Trusts - Level 2	2024	3	13	13	10	10	12	-	-	-	-	-	-	61	-10%	61
	2023	7	9	14	13	10	15	15	13	8	10	1	13	68	▼	128
Uncontested Divorce	2024	85	63	89	99	124	88	-	-	-	-	-	-	548	35%	548
	2023	56	60	93	69	61	67	68	67	75	73	56	73	406	▲	818