



**CPSS - GCMS CASELOAD STATISTICS OF THE GENERAL DISTRICT COURTS**

January 2024 thru April 2024 Filings (Compared to January 2023 thru April 2023)

2024 Overall GRAND TOTAL		Distribution of Caseload			Change*		Percentage (%) of Caseload		
<b>776,760</b>	+58,018	<b>Criminal</b>	104,302	13%	8.7% ▲	+8,339	<b>Criminal</b>	2023: 13.4%	2024: 13.4%
		<b>Traffic</b>	443,064	57%	9.2% ▲	+37,442	<b>Traffic</b>	56.4%	57.0%
2024 		<b>Civil</b>	212,751	27%	5.7% ▲	+11,428	<b>Civil</b>	28.0%	27.4%
2023 		<b>Civil Commitments</b>	16,643	2%	5.1% ▲	+809	<b>Civil Commitments</b>	2.2%	2.1%
		<b>GRAND TOTAL</b>	<b>776,760</b>	100%	8.1% ▲	+58,018	<b>GRAND TOTAL</b>	100%	100%

**Filings by Division & Code**

Division	Case Type Description	Code	Summary	Change	% Change	Absolute Change
<b>Criminal</b>	Misdemeanor	M	59,743	▲	+12.2%	+6,483
	Felony	F	28,395	▲	+2.4%	+655
	Capias	CA	8,986	▲	+12.1%	+970
	Show Cause	SC	4,464	▼	-0.7%	-33
	Civil Violation	CV	2,624	▲	+11.6%	+272
	Motion	MO	55	▼	-6.8%	-4
	Restricted Operators License	RL	35	▼	-10.3%	-4
	<b>Total</b>			<b>104,302</b>	<b>▲</b>	<b>8.7%</b>
<b>Traffic</b>	Infraction	I	348,844	▲	+9.9%	+31,287
	Misdemeanor	M	83,852	▲	+7.4%	+5,788
	Capias	CA	3,232	▲	+3.2%	+100
	Show Cause	SC	2,594	▲	+11.7%	+271
	Civil Violation	CV	1,452	▲	+29.9%	+334
	Felony	F	1,411	▲	+10.1%	+130
	Other	O	1,324	▼	-22.5%	-385
	Restricted Operators License	RL	199	▼	-19.8%	-49
	Motion	MO	156	▼	-17.9%	-34
<b>Total</b>			<b>443,064</b>	<b>▲</b>	<b>9.2%</b>	<b>+37,442</b>
<b>Civil</b>	Warrant in Debt	WD	76,384	▲	+20.3%	+12,889
	Garnishment	GA	56,170	▼	-4.0%	-2,317
	Unlawful Detainer	UD	48,054	▲	+4.8%	+2,208
	Other	OT	6,301	▼	-4.0%	-263
	Admin License	AL	4,226	▲	+2.9%	+121
	Preliminary Protective Order	PP	3,878	▲	+2.1%	+81
	Protective Order	PO	2,966	▲	+8.4%	+229
	Detinue	DT	2,475	▼	-7.9%	-213
	Show Cause	SC	2,224	▼	-15.4%	-405
	Motion for Judgment	MJ	2,194	▼	-9.7%	-235
	Interrogatory	IN	1,891	▲	+4.5%	+81
	Abstract	AJ	1,890	▼	-19.8%	-468
	Impoundment	IM	1,335	▲	+9.3%	+114
	Bond Forfeiture	BF	1,276	▼	-1.7%	-22
	Zoning Violation	ZO	507	▼	-32.0%	-239
	Tenants Assertion	TA	269	▼	-11.2%	-34
	Counter Claim	CC	247	▼	-7.8%	-21
	Overweight	OC	184	▼	-7.5%	-15
	Capias	CA	77	▼	-34.7%	-41
	Petition-Restore Arms	PR	73	▼	-26.3%	-26
	Interrogatory-Not	IC	40	▲	+81.8%	+18
	Motor Carrier	MC	38	▼	-19.1%	-9
	Restricted Operators License	RL	16	▼	-36.0%	-9
	Third Party Claim	TH	15	▼	-21.1%	-4
	Cross Claim	CR	8	▲	+14.3%	+1
	Detinue Seizure	DZ	5	▲	+400.0%	+4
	Petition to Require Blood Test	BT	3	▲	-	+3
	Mechanic's Lien	ML	2	▼	-50.0%	-2
	Attachment	AT	1	▲	-	+1
	Distress Seizure	DS	1	↔	-	-
	Emergency Substantial Risk Order	SR	1	▲	-	+1
<b>Total</b>			<b>212,751</b>	<b>▲</b>	<b>5.7%</b>	<b>+11,428</b>
<b>Civil Commitments</b>	Mental Commitment	MC	7,196	▲	+5.8%	+392
	Temporary Detention Order	TD	5,273	▲	+2.0%	+104

\* Compared to same time period as previous year

\*\* Case Type Categories are defined in the 2017 Virginia Judicial Workload Assessment



			Summary	Change	% Change	Absolute Change
<b>Civil Commitments</b>	Emergency Custody Order	EC	2,515	▲	+2.9%	+72
	Other	OT	1,423	▲	+18.2%	+219
	Medical Emergency Temporary Detention Order	MT	132	▲	+17.9%	+20
	Petition	PT	101	▲	+18.8%	+16
	Medical Emergency Custody Order	ME	3	▼	-82.4%	-14
	Total			<b>16,643</b>	▲	<b>5.1%</b>
<b>GRAND TOTAL</b>			<b>776,760</b>	▲	8.1%	+58,018

**Filings by Major Case Category\*\***

Category		Summary	Change	% Change	Absolute Change
Felony		29,806	▲	+2.7%	+785
Garnishment		58,061	▲	-3.7%	-2,236
General Civil		82,218	▲	+17.7%	+12,390
Infraction/Civil Violation		354,466	▲	+9.7%	+31,484
Involuntary Civil Commitments		1,524	▲	+18.2%	+235
Landlord /Tenant		48,323	▼	+4.7%	+2,174
Misdemeanor		144,352	▼	+9.0%	+11,970
New to Workload Study		1	▲	-	+1
Other		51,165	▲	+1.8%	+905
Protective Orders		6,844	▲	+4.7%	+310
<b>GRAND TOTAL</b>		<b>776,760</b>	▲	8.1%	+58,018

\* Compared to same time period as previous year

\*\* Case Type Categories are defined in the 2017 Virginia Judicial Workload Assessment  
 Source: SCV-SQL-Information

2024 Overall GRAND TOTAL		Distribution of Caseload			Change*		Percentage (%) of Caseload		
<b>16,862</b>	+1,107	<b>Criminal</b>	2,178	13%	0.0%	0	<b>Criminal</b>	2023	2024
		<b>Traffic</b>	5,476	32%	30.3% ▲	+1,272	<b>Traffic</b>	13.8%	12.9%
		<b>Civil</b>	8,896	53%	-1.5% ▼	-137	<b>Civil</b>	26.7%	32.5%
		<b>Civil Commitments</b>	312	2%	-8.2% ▼	-28	<b>Civil Commitments</b>	57.3%	52.8%
		<b>GRAND TOTAL</b>	<b>16,862</b>	100%	7.0% ▲	+1,107	<b>GRAND TOTAL</b>	100%	100%

**Filings by Division & Code**

Division	Case Type Description	Code	Summary	Change	% Change	Absolute Change
<b>Criminal</b>	Misdemeanor	M	1,159	▲	+12.5%	+129
	Felony	F	741	▼	-17.7%	-159
	Capias	CA	221	▲	+33.9%	+56
	Show Cause	SC	41	▼	-35.9%	-23
	Civil Violation	CV	16	▼	-15.8%	-3
	<b>Total</b>			<b>2,178</b>		<b>0.0%</b>
<b>Traffic</b>	Infraction	I	3,284	▲	+41.0%	+955
	Misdemeanor	M	1,484	▲	+32.1%	+361
	Civil Violation	CV	403	▼	-24.5%	-131
	Capias	CA	156	▲	+67.7%	+63
	Other	O	61	▲	+306.7%	+46
	Felony	F	59	▼	-14.5%	-10
	Show Cause	SC	29	▼	-27.5%	-11
	Restricted Operators License	RL	0	▼	-100.0%	-1
<b>Total</b>			<b>5,476</b>	▲	<b>30.3%</b>	<b>+1,272</b>
<b>Civil</b>	Warrant in Debt	WD	3,621	▲	+13.9%	+441
	Garnishment	GA	2,787	▼	-10.1%	-313
	Unlawful Detainer	UD	1,443	▼	-5.1%	-77
	Zoning Violation	ZO	180	▼	-38.4%	-112
	Preliminary Protective Order	PP	137	▲	+8.7%	+11
	Other	OT	125	▼	-26.9%	-46
	Protective Order	PO	119	▲	+28.0%	+26
	Admin License	AL	112	▼	-1.8%	-2
	Show Cause	SC	101	▼	-22.3%	-29
	Detinue	DT	61	▲	+41.9%	+18
	Abstract	AJ	57	▼	-1.7%	-1
	Interrogatory	IN	44	▼	-6.4%	-3
	Bond Forfeiture	BF	36	▼	-39.0%	-23
	Motion for Judgment	MJ	35	▼	-18.6%	-8
	Impoundment	IM	17	▼	-34.6%	-9
	Overweight	OC	8	▼	-20.0%	-2
	Tenants Assertion	TA	5	▼	-16.7%	-1
	Counter Claim	CC	3	▼	-57.1%	-4
	Petition-Restore Arms	PR	2	▲	-	+2
	Capias	CA	1	▼	-75.0%	-3
	Cross Claim	CR	1	↔	-	-
Third Party Claim	TH	1	▼	-50.0%	-1	
Mechanic's Lien	ML	0	▼	-100.0%	-1	
<b>Total</b>			<b>8,896</b>	▼	<b>-1.5%</b>	<b>-137</b>
<b>Civil Commitments</b>	Temporary Detention Order	TD	119	▲	+3.5%	+4
	Emergency Custody Order	EC	108	▼	-7.7%	-9
	Mental Commitment	MC	79	▼	-22.5%	-23
	Medical Emergency Temporary Detention Order	MT	3	▲	+200.0%	+2
	Other	OT	2	▼	-33.3%	-1
	Petition	PT	1	▲	-	+1
Medical Emergency Custody Order	ME	0	▼	-100.0%	-2	
<b>Total</b>			<b>312</b>	▼	<b>-8.2%</b>	<b>-28</b>
<b>GRAND TOTAL</b>			<b>16,862</b>	▲	7.0%	+1,107

\* Compared to same time period as previous year



\*\* Case Type Categories are defined in the 2017 Virginia Judicial Workload Assessment

**Filings by Major Case Category\*\***

Category	Summary	Change	% Change	Absolute Change
Felony	800	▼	-17.4%	-169
Garnishment	2,831	▼	-10.0%	-316
General Civil	3,726	▲	+13.8%	+451
Infraction/Civil Violation	3,772	▲	+29.8%	+865
Involuntary Civil Commitments	3	▲		0
Landlord /Tenant	1,448	▼	-5.1%	-78
Misdemeanor	2,823	▼	+15.4%	+377
Other	1,203	▼	-4.8%	-60
Protective Orders	256	▲	+16.9%	+37
<b>GRAND TOTAL</b>	<b>16,862</b>	▲	7.0%	+1,107

\* Compared to same time period as previous year

\*\* Case Type Categories are defined in the 2017 Virginia Judicial Workload Assessment  
 Source: SCV-SQL-Information

2024 Overall GRAND TOTAL		Distribution of Caseload			Change*		Percentage (%) of Caseload		
<b>42,822</b>	+4,641	<b>Criminal</b>	4,661	11%	8.4% ▲	+363	<b>Criminal</b>	2023	2024
		<b>Traffic</b>	18,156	42%	22.7% ▲	+3,358	<b>Traffic</b>	11.3%	10.9%
		<b>Civil</b>	19,394	45%	5.2% ▲	+962	<b>Civil</b>	38.8%	42.4%
		<b>Civil Commitments</b>	611	1%	-6.4% ▼	-42	<b>Civil Commitments</b>	48.3%	45.3%
		<b>GRAND TOTAL</b>	<b>42,822</b>	100%	12.2% ▲	+4,641	<b>GRAND TOTAL</b>	1.7%	1.4%
							<b>GRAND TOTAL</b>	100%	100%

**Filings by Division & Code**

Division	Case Type Description	Code	Summary	Change	% Change	Absolute Change
<b>Criminal</b>	Misdemeanor	M	2,714	▲	+6.6%	+169
	Felony	F	1,287	▼	-1.6%	-21
	Capias	CA	320	▲	+35.6%	+84
	Civil Violation	CV	268	▲	+139.3%	+156
	Show Cause	SC	72	▼	-25.8%	-25
	<b>Total</b>			<b>4,661</b>	<b>▲</b>	<b>8.4%</b>
<b>Traffic</b>	Infraction	I	12,992	▲	+26.1%	+2,688
	Misdemeanor	M	4,461	▲	+17.1%	+651
	Capias	CA	413	▲	+19.4%	+67
	Show Cause	SC	173	▲	+50.4%	+58
	Other	O	106	▼	-15.9%	-20
	Civil Violation	CV	8	▼	-91.3%	-84
	Restricted Operators License	RL	3	▼	-40.0%	-2
	<b>Total</b>			<b>18,156</b>	<b>▲</b>	<b>22.7%</b>
<b>Civil</b>	Garnishment	GA	7,303	▲	+8.1%	+549
	Warrant in Debt	WD	5,263	▲	+18.3%	+815
	Unlawful Detainer	UD	3,645	▼	-10.6%	-432
	Motion for Judgment	MJ	813	▲	+2.9%	+23
	Abstract	AJ	456	▲	+19.1%	+73
	Admin License	AL	416	▲	+10.6%	+40
	Other	OT	283	▲	+4.8%	+13
	Show Cause	SC	277	▲	+2.2%	+6
	Preliminary Protective Order	PP	210	▼	-6.7%	-15
	Protective Order	PO	181	▼	-1.1%	-2
	Bond Forfeiture	BF	165	▼	-8.3%	-15
	Interrogatory	IN	145	↔	-	-
	Detinue	DT	125	▼	-29.8%	-53
	Impoundment	IM	46	▼	-36.1%	-26
	Tenants Assertion	TA	23	▼	-14.8%	-4
	Counter Claim	CC	17	▼	-43.3%	-13
	Overweight	OC	15	▲	+87.5%	+7
	Capias	CA	3	▼	-62.5%	-5
	Petition-Restore Arms	PR	3	▼	-25.0%	-1
	Third Party Claim	TH	3	↔	-	-
	Cross Claim	CR	1	▲	-	+1
	Restricted Operators License	RL	1	▲	-	+1
<b>Total</b>			<b>19,394</b>	<b>▲</b>	<b>5.2%</b>	<b>+962</b>
<b>Civil Commitments</b>	Mental Commitment	MC	353	▼	-7.6%	-29
	Temporary Detention Order	TD	176	▼	-10.2%	-20
	Other	OT	59	▲	+73.5%	+25
	Emergency Custody Order	EC	22	▼	-46.3%	-19
	Medical Emergency Temporary Detention Order	MT	1	▲	-	+1
<b>Total</b>			<b>611</b>	<b>▼</b>	<b>-6.4%</b>	<b>-42</b>
<b>GRAND TOTAL</b>			<b>42,822</b>	<b>▲</b>	<b>12.2%</b>	<b>+4,641</b>

\* Compared to same time period as previous year

\*\* Case Type Categories are defined in the 2017 Virginia Judicial Workload Assessment



**Filings by Major Case Category\*\***

Category	Summary	Change	% Change	Absolute Change
Felony	1,287	▼	-1.6%	-21
Garnishment	7,448	▲	+8.0%	+549
General Civil	6,222	▲	+14.5%	+789
Infraction/Civil Violation	13,389	▲	+25.8%	+2,747
Involuntary Civil Commitments	59	▲	+73.5%	+25
Landlord /Tenant	3,668	▼	-10.6%	-436
Misdemeanor	7,179	▲	+12.9%	+819
Other	3,179	▲	+6.2%	+186
Protective Orders	391	▼	-4.2%	-17
<b>GRAND TOTAL</b>	<b>42,822</b>	▲	12.2%	+4,641

\* Compared to same time period as previous year

\*\* Case Type Categories are defined in the 2017 Virginia Judicial Workload Assessment  
 Source: SCV-SQL-Information

**CPSS - GCMS CASELOAD STATISTICS OF THE GENERAL DISTRICT COURTS**  
 January 2024 thru April 2024 Filings (Compared to January 2023 thru April 2023)

2024 Overall GRAND TOTAL		Distribution of Caseload			Change*		Percentage (%) of Caseload		
<b>9,862</b>	+79	<b>Criminal</b>	1,364	14%	-5.7% ▼	-82	<b>Criminal</b>	2023	2024
		<b>Traffic</b>	4,369	44%	14.1% ▲	+541	<b>Traffic</b>	14.8%	13.8%
		<b>Civil</b>	3,902	40%	-10.1% ▼	-437	<b>Civil</b>	39.1%	44.3%
		<b>Civil Commitments</b>	227	2%	33.5% ▲	+57	<b>Civil Commitments</b>	44.4%	39.6%
		<b>GRAND TOTAL</b>	<b>9,862</b>	100%	0.8% ▲	+79	<b>GRAND TOTAL</b>	1.7%	2.3%
							<b>GRAND TOTAL</b>	100%	100%

**Filings by Division & Code**

Division	Case Type Description	Code	Summary	Change	% Change	Absolute Change
<b>Criminal</b>	Misdemeanor	M	726	▼	-6.3%	-49
	Felony	F	461	▼	-10.0%	-51
	Capias	CA	128	▲	+15.3%	+17
	Show Cause	SC	33	▲	+57.1%	+12
	Civil Violation	CV	16	▼	-40.7%	-11
	<b>Total</b>			<b>1,364</b>	▼	<b>-5.7%</b>
<b>Traffic</b>	Infraction	I	3,700	▲	+15.0%	+482
	Misdemeanor	M	506	▲	+15.5%	+68
	Show Cause	SC	82	▼	-8.9%	-8
	Capias	CA	76	▲	+2.7%	+2
	Restricted Operators License	RL	4	▼	-42.9%	-3
	Civil Violation	CV	1	↔		-
	<b>Total</b>			<b>4,369</b>	▲	<b>14.1%</b>
<b>Civil</b>	Unlawful Detainer	UD	1,474	▼	-4.7%	-72
	Warrant in Debt	WD	990	▲	+6.9%	+64
	Garnishment	GA	848	▼	-15.3%	-153
	Other	OT	199	▼	-13.9%	-32
	Preliminary Protective Order	PP	114	▲	+5.6%	+6
	Protective Order	PO	83	▼	-18.6%	-19
	Show Cause	SC	45	↔		-
	Abstract	AJ	34	▼	-46.9%	-30
	Detinue	DT	32	▲	+700.0%	+28
	Interrogatory	IN	25	▲	+13.6%	+3
	Admin License	AL	19	▼	-13.6%	-3
	Motion for Judgment	MJ	19	▼	-92.2%	-224
	Counter Claim	CC	9	▲	+80.0%	+4
	Tenants Assertion	TA	4	▼	-20.0%	-1
	Bond Forfeiture	BF	3	▼	-40.0%	-2
	Capias	CA	2	▼	-71.4%	-5
	Petition-Restore Arms	PR	2	▼	-33.3%	-1
	<b>Total</b>			<b>3,902</b>	▼	<b>-10.1%</b>
<b>Civil Commitments</b>	Emergency Custody Order	EC	134	▲	+21.8%	+24
	Mental Commitment	MC	81	▲	+58.8%	+30
	Other	OT	12	▲	+50.0%	+4
	Temporary Detention Order	TD	0	▼	-100.0%	-1
	<b>Total</b>			<b>227</b>	▲	<b>33.5%</b>
<b>GRAND TOTAL</b>			<b>9,862</b>	▲	0.8%	+79

**Filings by Major Case Category\*\***

Category	Summary	Change	% Change	Absolute Change
Felony	461	▼	-10.0%	-51
Garnishment	873	▼	-14.7%	-150
General Civil	1,045	▲	-11.4%	-134
Infraction/Civil Violation	3,717	▼	+14.5%	+471
Involuntary Civil Commitments	12	▲	+50.0%	+4
Landlord /Tenant	1,478	▼	-4.7%	-73
Misdemeanor	1,236	▼	+1.3%	+16

\* Compared to same time period as previous year

\*\* Case Type Categories are defined in the 2017 Virginia Judicial Workload Assessment

**CPSS - GCMS CASELOAD STATISTICS OF THE GENERAL DISTRICT COURTS**  
January 2024 thru April 2024 Filings (Compared to January 2023 thru April 2023)

**Portsmouth**  
District: 3 FIPS: 740

Other	843	▼	+1.1%	+9
Protective Orders	197	▼	-6.2%	-13
<b>GRAND TOTAL</b>	<b>9,862</b>	▲	0.8%	+79

\* Compared to same time period as previous year

\*\* Case Type Categories are defined in the 2017 Virginia Judicial Workload Assessment  
Source: SCV-SQL-Information



2024 Overall GRAND TOTAL		Distribution of Caseload			Change*		Percentage (%) of Caseload		
<b>31,069</b>	+4,211	<b>Criminal</b>	3,415	11%	18.0% ▲	+522	<b>Criminal</b>	2023	2024
		<b>Traffic</b>	14,510	47%	78.9% ▲	+6,401	<b>Traffic</b>	10.8%	11.0%
2024		<b>Civil</b>	12,893	41%	-17.4% ▼	-2,714	<b>Civil</b>	30.2%	46.7%
2023		<b>Civil Commitments</b>	251	1%	0.8% ▲	+2	<b>Civil Commitments</b>	58.1%	41.5%
		<b>GRAND TOTAL</b>	<b>31,069</b>	100%	15.7% ▲	+4,211	<b>GRAND TOTAL</b>	100%	100%

**Filings by Division & Code**

Division	Case Type Description	Code	Summary	Change	% Change	Absolute Change
<b>Criminal</b>	Misdemeanor	M	2,239	▲	+18.5%	+350
	Felony	F	967	▲	+27.7%	+210
	Show Cause	SC	84	▼	-40.0%	-56
	Capias	CA	82	▲	+13.9%	+10
	Civil Violation	CV	43	▲	+22.9%	+8
	<b>Total</b>			<b>3,415</b>	<b>▲</b>	<b>18.0%</b>
<b>Traffic</b>	Infraction	I	12,590	▲	+90.6%	+5,984
	Misdemeanor	M	1,757	▲	+40.0%	+502
	Other	O	60	▼	-62.3%	-99
	Show Cause	SC	46	▲	+21.1%	+8
	Felony	F	41	▲	+51.9%	+14
	Restricted Operators License	RL	15	↔		-
	Capias	CA	1	▼	-88.9%	-8
<b>Total</b>			<b>14,510</b>	<b>▲</b>	<b>78.9%</b>	<b>+6,401</b>
<b>Civil</b>	Garnishment	GA	4,602	▼	-34.7%	-2,449
	Unlawful Detainer	UD	3,298	▼	-0.4%	-14
	Warrant in Debt	WD	3,005	▼	-4.8%	-152
	Other	OT	554	▲	+4.5%	+24
	Preliminary Protective Order	PP	321	▲	+15.5%	+43
	Protective Order	PO	262	▲	+18.0%	+40
	Abstract	AJ	247	▼	-39.6%	-162
	Show Cause	SC	154	▼	-46.9%	-136
	Bond Forfeiture	BF	90	▼	-12.6%	-13
	Detinue	DT	88	▲	+46.7%	+28
	Interrogatory	IN	82	▼	+86.4%	+38
	Admin License	AL	77	▲	+28.3%	+17
	Motion for Judgment	MJ	64	▲	+73.0%	+27
	Tenants Assertion	TA	23	▼	-14.8%	-4
	Counter Claim	CC	14	▼	-12.5%	-2
	Impoundment	IM	9	▲	+800.0%	+8
	Third Party Claim	TH	2	▼	-33.3%	-1
	Petition-Restore Arms	PR	1	▼	-50.0%	-1
	Capias	CA	0	▼	-100.0%	-2
	Detinue Seizure	DZ	0	▼	-100.0%	-1
Overweight	OC	0	▼	-100.0%	-2	
<b>Total</b>			<b>12,893</b>	<b>▼</b>	<b>-17.4%</b>	<b>-2,714</b>
<b>Civil Commitments</b>	Emergency Custody Order	EC	97	▲	+49.2%	+32
	Mental Commitment	MC	91	▼	-25.4%	-31
	Temporary Detention Order	TD	32	▲	+166.7%	+20
	Other	OT	18	▼	-18.2%	-4
	Petition	PT	12	▼	-52.0%	-13
	Medical Emergency Custody Order	ME	1	▲	-	+1
	Medical Emergency Temporary Detention Order	MT	0	▼	-100.0%	-3
<b>Total</b>			<b>251</b>	<b>▲</b>	<b>0.8%</b>	<b>+2</b>
<b>GRAND TOTAL</b>			<b>31,069</b>	<b>▲</b>	<b>15.7%</b>	<b>+4,211</b>

\* Compared to same time period as previous year



\*\* Case Type Categories are defined in the 2017 Virginia Judicial Workload Assessment

**Filings by Major Case Category\*\***

Category	Summary	Change	% Change	Absolute Change
Felony	1,008	▲	+28.6%	+224
Garnishment	4,684	▼	-34.0%	-2,411
General Civil	3,235	▼	-2.7%	-91
Infraction/Civil Violation	12,693	▼	+86.6%	+5,891
Involuntary Civil Commitments	30	▼	-36.2%	-17
Landlord /Tenant	3,321	▼	-0.5%	-18
Misdemeanor	4,011	▲	+27.0%	+852
Other	1,504	▲	-16.7%	-302
Protective Orders	583	▲	+16.6%	+83
<b>GRAND TOTAL</b>	<b>31,069</b>	▲	15.7%	+4,211

\* Compared to same time period as previous year

\*\* Case Type Categories are defined in the 2017 Virginia Judicial Workload Assessment  
 Source: SCV-SQL-Information

2024 Overall GRAND TOTAL		Distribution of Caseload			Change*		Percentage (%) of Caseload		
<b>1,709</b>	+728	<b>Criminal</b>	307	18%	23.8% ▲	+59	<b>Criminal</b>	2023	2024
		<b>Traffic</b>	1,072	63%	165.3% ▲	+668	<b>Traffic</b>	25.3%	18.0%
		<b>Civil</b>	306	18%	-3.5% ▼	-11	<b>Civil</b>	41.2%	62.7%
		<b>Civil Commitments</b>	24	1%	100.0% ▲	+12	<b>Civil Commitments</b>	32.3%	17.9%
		<b>GRAND TOTAL</b>	<b>1,709</b>	100%	74.2% ▲	+728	<b>GRAND TOTAL</b>	100%	100%

**Filings by Division & Code**

Division	Case Type Description	Code	Summary	Change	% Change	Absolute Change
<b>Criminal</b>	Misdemeanor	M	179	▲	+25.2%	+36
	Capias	CA	62	▲	+67.6%	+25
	Felony	F	53	▲	+12.8%	+6
	Show Cause	SC	11	▼	-35.3%	-6
	Civil Violation	CV	2	▼	-50.0%	-2
	<b>Total</b>		<b>307</b>	▲	<b>23.8%</b>	<b>+59</b>
<b>Traffic</b>	Infraction	I	834	▲	+189.6%	+546
	Misdemeanor	M	230	▲	+100.0%	+115
	Capias	CA	7	▲	+600.0%	+6
	Civil Violation	CV	1	▲	-	+1
	<b>Total</b>		<b>1,072</b>	▲	<b>165.3%</b>	<b>+668</b>
<b>Civil</b>	Garnishment	GA	91	▲	+3.4%	+3
	Unlawful Detainer	UD	71	▼	-6.6%	-5
	Warrant in Debt	WD	61	▼	-4.7%	-3
	Other	OT	26	▼	-25.7%	-9
	Detinue	DT	21	↔	-	-
	Admin License	AL	10	▲	+400.0%	+8
	Motion for Judgment	MJ	7	▲	-	+7
	Preliminary Protective Order	PP	6	▼	-53.8%	-7
	Bond Forfeiture	BF	5	▲	+150.0%	+3
	Protective Order	PO	3	▼	-40.0%	-2
	Abstract	AJ	2	▼	-33.3%	-1
	Third Party Claim	TH	2	▲	-	+2
	Show Cause	SC	1	▼	-80.0%	-4
	Interrogatory	IN	0	▼	-100.0%	-2
Tenants Assertion	TA	0	▼	-100.0%	-1	
	<b>Total</b>		<b>306</b>	▼	<b>-3.5%</b>	<b>-11</b>
<b>Civil Commitments</b>	Emergency Custody Order	EC	12	▲	+100.0%	+6
	Temporary Detention Order	TD	12	▲	+300.0%	+9
	Mental Commitment	MC	0	▼	-100.0%	-3
	<b>Total</b>		<b>24</b>	▲	<b>100.0%</b>	<b>+12</b>
<b>GRAND TOTAL</b>			<b>1,709</b>	▲	74.2%	+728

**Filings by Major Case Category\*\***

Category	Summary	Change	% Change	Absolute Change	
Felony	53	▲	+12.8%	+6	
Garnishment	91	▼	+1.1%	+1	
General Civil	89	▲	+4.7%	+4	
Infraction/Civil Violation	837	▲	+186.6%	+545	
Landlord /Tenant	71	▼	-7.8%	-6	
Misdemeanor	409	▲	+58.5%	+151	
Other	150	▲	+31.6%	+36	
Protective Orders	9	▼	-50.0%	-9	
<b>GRAND TOTAL</b>		<b>1,709</b>	▲	74.2%	+728

\* Compared to same time period as previous year

\*\* Case Type Categories are defined in the 2017 Virginia Judicial Workload Assessment  
 Source: SCV-SQL-Information

2024 Overall GRAND TOTAL		Distribution of Caseload			Change*		Percentage (%) of Caseload		
2024	3,119 +6	Criminal	318	10%	40.1% ▲	+91	Criminal	2023 7.3%	2024 10.2%
		Traffic	2,073	66%	-3.7% ▼	-79	Traffic	69.1%	66.5%
2023		Civil	705	23%	-2.5% ▼	-18	Civil	23.2%	22.6%
		Civil Commitments	23	1%	109.1% ▲	+12	Civil Commitments	0.4%	0.7%
		<b>GRAND TOTAL</b>	<b>3,119</b>	<b>100%</b>	<b>0.2% ▲</b>	<b>+6</b>	<b>GRAND TOTAL</b>	<b>100%</b>	<b>100%</b>

Filings by Division & Code

Division	Case Type Description	Code	Summary	Change	% Change	Absolute Change
<b>Criminal</b>	Misdemeanor	M	182	▲	+52.9%	+63
	Felony	F	106	▲	+53.6%	+37
	Capias	CA	20	▲	+100.0%	+10
	Show Cause	SC	6	▼	-64.7%	-11
	Civil Violation	CV	4	▼	-66.7%	-8
	<b>Total</b>			<b>318</b>	<b>▲</b>	<b>40.1%</b>
<b>Traffic</b>	Infraction	I	1,528	▼	-8.2%	-136
	Misdemeanor	M	440	▲	+9.7%	+39
	Capias	CA	84	▲	+18.3%	+13
	Show Cause	SC	16	▲	+14.3%	+2
	Felony	F	5	▲	-	+5
	Civil Violation	CV	0	▼	-100.0%	-2
<b>Total</b>			<b>2,073</b>	<b>▼</b>	<b>-3.7%</b>	<b>-79</b>
<b>Civil</b>	Warrant in Debt	WD	235	▲	+8.8%	+19
	Unlawful Detainer	UD	212	▼	-9.0%	-21
	Garnishment	GA	170	▼	-20.9%	-45
	Admin License	AL	19	▲	+46.2%	+6
	Other	OT	14	↔	+16.7%	+2
	Protective Order	PO	11	▲	+175.0%	+7
	Preliminary Protective Order	PP	10	▲	+900.0%	+9
	Detinue	DT	7	▲	+40.0%	+2
	Show Cause	SC	7	▲	+250.0%	+5
	Impoundment	IM	6	▲	+20.0%	+1
	Abstract	AJ	5	▼	-37.5%	-3
	Interrogatory	IN	3	▼	-40.0%	-2
	Motion for Judgment	MJ	3	▲	+200.0%	+2
	Bond Forfeiture	BF	1	↔	-	-
	Counter Claim	CC	1	▲	-	+1
	Interrogatory-Not	IC	1	▲	-	+1
	Capias	CA	0	▼	-100.0%	-1
	Tenants Assertion	TA	0	▼	-100.0%	-1
<b>Total</b>			<b>705</b>	<b>▼</b>	<b>-2.5%</b>	<b>-18</b>
<b>Civil Commitments</b>	Temporary Detention Order	TD	18	▲	+100.0%	+9
	Emergency Custody Order	EC	5	▲	+150.0%	+3
	<b>Total</b>		<b>23</b>	<b>▲</b>	<b>109.1%</b>	<b>+12</b>
<b>GRAND TOTAL</b>			<b>3,119</b>	<b>▲</b>	<b>0.2%</b>	<b>+6</b>

Filings by Major Case Category\*\*

Category	Summary	Change	% Change	Absolute Change
Felony	111	▲	+60.9%	+42
Garnishment	173	▼	-21.4%	-47
General Civil	247	▲	+9.8%	+22
Infraction/Civil Violation	1,532	▼	-8.7%	-146
Landlord /Tenant	212	▼	-9.4%	-22
Misdemeanor	622	▲	+19.6%	+102
Other	201	▲	+24.1%	+39
Protective Orders	21	▲	+320.0%	+16

\* Compared to same time period as previous year

\*\* Case Type Categories are defined in the 2017 Virginia Judicial Workload Assessment

**CPSS - GCMS CASELOAD STATISTICS OF THE GENERAL DISTRICT COURTS**  
January 2024 thru April 2024 Filings (Compared to January 2023 thru April 2023)



---

<i><b>GRAND TOTAL</b></i>	<b>3,119</b>	▲	0.2%	+6
---------------------------	--------------	---	------	----

---

\* Compared to same time period as previous year

\*\* Case Type Categories are defined in the 2017 Virginia Judicial Workload Assessment  
Source: SCV-SQL-Information

2024 Overall GRAND TOTAL		Distribution of Caseload			Change*		Percentage (%) of Caseload			
<b>3,528</b>	-633	<b>Criminal</b>	170	5%	-13.7%	▼	-27	<b>Criminal</b>	2023: 4.7%	2024: 4.8%
		<b>Traffic</b>	3,042	86%	-16.2%	▼	-587	<b>Traffic</b>	87.2%	86.2%
		<b>Civil</b>	307	9%	-4.1%	▼	-13	<b>Civil</b>	7.7%	8.7%
		<b>Civil Commitments</b>	9	0%	-40.0%	▼	-6	<b>Civil Commitments</b>	0.4%	0.3%
		<b>GRAND TOTAL</b>	<b>3,528</b>	100%	-15.2%	▼	-633	<b>GRAND TOTAL</b>	100%	100%

Filings by Division & Code

Division	Case Type Description	Code	Summary	Change	% Change	Absolute Change
<b>Criminal</b>	Misdemeanor	M	101	▼	-20.5%	-26
	Felony	F	50	▲	+38.9%	+14
	Civil Violation	CV	8	▲	+166.7%	+5
	Capias	CA	7	▼	-66.7%	-14
	Show Cause	SC	4	▼	-60.0%	-6
	<b>Total</b>			<b>170</b>	▼	<b>-13.7%</b>
<b>Traffic</b>	Infraction	I	2,568	▼	-17.6%	-550
	Misdemeanor	M	379	▼	-6.2%	-25
	Capias	CA	80	▲	+2.6%	+2
	Show Cause	SC	12	▼	-47.8%	-11
	Felony	F	3	▲	+200.0%	+2
	Civil Violation	CV	0	▼	-100.0%	-3
	Restricted Operators License	RL	0	▼	-100.0%	-2
	<b>Total</b>			<b>3,042</b>	▼	<b>-16.2%</b>
<b>Civil</b>	Warrant in Debt	WD	110	▲	+13.4%	+13
	Garnishment	GA	97	▼	-2.0%	-2
	Unlawful Detainer	UD	57	▲	+11.8%	+6
	Other	OT	21	▼	-22.2%	-6
	Admin License	AL	5	▲	+25.0%	+1
	Preliminary Protective Order	PP	4	▼	-75.0%	-12
	Protective Order	PO	3	▼	-76.9%	-10
	Detinue	DT	2	↔		-
	Interrogatory	IN	2	▼	-33.3%	-1
	Overweight	OC	2	▲	-	+2
	Show Cause	SC	2	▲	+100.0%	+1
	Bond Forfeiture	BF	1	▼	-50.0%	-1
	Tenants Assertion	TA	1	▲	-	+1
	Abstract	AJ	0	▼	-100.0%	-3
	Impoundment	IM	0	▼	-100.0%	-1
	Motion for Judgment	MJ	0	▼	-100.0%	-1
<b>Total</b>			<b>307</b>	▼	<b>-4.1%</b>	<b>-13</b>
<b>Civil Commitments</b>	Temporary Detention Order	TD	7	▼	-12.5%	-1
	Emergency Custody Order	EC	2	▼	-71.4%	-5
	<b>Total</b>			<b>9</b>	▼	<b>-40.0%</b>
<b>GRAND TOTAL</b>			<b>3,528</b>	▼	-15.2%	-633

Filings by Major Case Category\*\*

Category	Summary	Change	% Change	Absolute Change
Felony	53	▲	+43.2%	+16
Garnishment	99	▼	-2.9%	-3
General Civil	112	▼	+10.9%	+11
Infraction/Civil Violation	2,578	▲	-17.5%	-546
Landlord /Tenant	58	▲	+13.7%	+7
Misdemeanor	480	▼	-9.9%	-53
Other	141	▼	-23.4%	-43
Protective Orders	7	▼	-75.9%	-22
<b>GRAND TOTAL</b>	<b>3,528</b>	▼	-15.2%	-633

\* Compared to same time period as previous year

\*\* Case Type Categories are defined in the 2017 Virginia Judicial Workload Assessment

\* Compared to same time period as previous year



\*\* Case Type Categories are defined in the 2017 Virginia Judicial Workload Assessment  
Source: SCV-SQL-Information

# CPSS - GCMS CASELOAD STATISTICS OF THE GENERAL DISTRICT COURTS

January 2024 thru April 2024 Filings (Compared to January 2023 thru April 2023)

Suffolk

District: 5 FIPS: 800

2024 Overall GRAND TOTAL		Distribution of Caseload			Change*		Percentage (%) of Caseload		
<b>6,847</b>	-138	<b>Criminal</b>	1,191	17%	-17.7% ▼	-257	<b>Criminal</b>	20.7%	17.4%
		<b>Traffic</b>	2,364	35%	-1.9% ▼	-45	<b>Traffic</b>	34.5%	34.5%
		<b>Civil</b>	3,101	45%	5.2% ▲	+153	<b>Civil</b>	42.2%	45.3%
		<b>Civil Commitments</b>	191	3%	6.1% ▲	+11	<b>Civil Commitments</b>	2.6%	2.8%
		<b>GRAND TOTAL</b>	<b>6,847</b>	100%	-2.0% ▼	-138	<b>GRAND TOTAL</b>	100%	100%

## Filings by Division & Code

Division	Case Type Description	Code	Summary	Change	% Change	Absolute Change
<b>Criminal</b>	Misdemeanor	M	750	▼	-11.7%	-99
	Felony	F	327	▼	-24.5%	-106
	Capias	CA	65	▼	-26.1%	-23
	Show Cause	SC	26	▼	-44.7%	-21
	Civil Violation	CV	23	▼	-25.8%	-8
	<b>Total</b>			<b>1,191</b>	▼	<b>-17.7%</b>
<b>Traffic</b>	Infraction	I	1,232	▼	-26.8%	-451
	Misdemeanor	M	637	▲	+7.8%	+46
	Civil Violation	CV	405	▲	+20,150.0%	+403
	Capias	CA	69	▼	-27.4%	-26
	Show Cause	SC	15	▼	-55.9%	-19
	Felony	F	6	▲	+50.0%	+2
<b>Total</b>			<b>2,364</b>	▼	<b>-1.9%</b>	<b>-45</b>
<b>Civil</b>	Warrant in Debt	WD	1,113	▲	+7.1%	+74
	Garnishment	GA	966	▲	+6.7%	+61
	Unlawful Detainer	UD	564	▲	+25.1%	+113
	Other	OT	76	▼	-40.2%	-51
	Preliminary Protective Order	PP	52	▼	-20.0%	-13
	Abstract	AJ	51	▼	-1.9%	-1
	Zoning Violation	ZO	46	▼	-6.1%	-3
	Admin License	AL	42	▲	+35.5%	+11
	Detinue	DT	42	▼	-51.7%	-45
	Protective Order	PO	37	▲	+2.8%	+1
	Show Cause	SC	36	▲	+5.9%	+2
	Overweight	OC	25	▲	+13.6%	+3
	Motion for Judgment	MJ	23	▲	+360.0%	+18
	Interrogatory	IN	13	▼	-27.8%	-5
	Tenants Assertion	TA	8	▲	+700.0%	+7
	Motor Carrier	MC	6	▼	-68.4%	-13
	Counter Claim	CC	1	▼	-75.0%	-3
	Capias	CA	0	▼	-100.0%	-1
	Petition-Restore Arms	PR	0	▼	-100.0%	-1
Third Party Claim	TH	0	▼	-100.0%	-1	
<b>Total</b>			<b>3,101</b>	▲	<b>5.2%</b>	<b>+153</b>
<b>Civil Commitments</b>	Temporary Detention Order	TD	78	▼	-6.0%	-5
	Emergency Custody Order	EC	59	▲	+22.9%	+11
	Mental Commitment	MC	51	▲	+8.5%	+4
	Medical Emergency Temporary Detention Order	MT	3	▲	+200.0%	+2
	Medical Emergency Custody Order	ME	0	▼	-100.0%	-1
<b>Total</b>			<b>191</b>	▲	<b>6.1%</b>	<b>+11</b>
<b>GRAND TOTAL</b>			<b>6,847</b>	▼	-2.0%	-138

## Filings by Major Case Category\*\*

Category	Summary	Change	% Change	Absolute Change
Felony	333	▲	-23.8%	-104
Garnishment	979	▼	+6.1%	+56
General Civil	1,182	▲	+2.3%	+27
Infraction/Civil Violation	1,691	▲	-3.8%	-66

\* Compared to same time period as previous year

\*\* Case Type Categories are defined in the 2017 Virginia Judicial Workload Assessment

Source: SCV-SQL-Information




**CPSS - GCMS CASELOAD STATISTICS OF THE GENERAL DISTRICT COURTS**

January 2024 thru April 2024 Filings (Compared to January 2023 thru April 2023)

Landlord /Tenant	572	▲	+26.5%	+120
Misdemeanor	1,433	▼	-3.8%	-56
Other	568	▼	-15.4%	-103
Protective Orders	89	▼	-11.9%	-12
<b>GRAND TOTAL</b>	<b>6,847</b>	▼	-2.0%	-138

\* Compared to same time period as previous year

\*\* Case Type Categories are defined in the 2017 Virginia Judicial Workload Assessment  
Source: SCV-SQL-Information

2024 Overall GRAND TOTAL		Distribution of Caseload			Change*		Percentage (%) of Caseload		
<b>9,169</b>	+1,176	<b>Criminal</b>	183	2%	38.6% ▲	+51	<b>Criminal</b>	2023 1.7%	2024 2.0%
		<b>Traffic</b>	8,668	95%	13.7% ▲	+1,043	<b>Traffic</b>	95.4%	94.5%
2024		<b>Civil</b>	302	3%	34.8% ▲	+78	<b>Civil</b>	2.8%	3.3%
2023		<b>Civil Commitments</b>	16	0%	33.3% ▲	+4	<b>Civil Commitments</b>	0.2%	0.2%
		<b>GRAND TOTAL</b>	<b>9,169</b>	100%	14.7% ▲	+1,176	<b>GRAND TOTAL</b>	100%	100%

Filings by Division & Code

Division	Case Type Description	Code	Summary	Change	% Change	Absolute Change
<b>Criminal</b>	Misdemeanor	M	122	▲	+56.4%	+44
	Felony	F	41	▲	+13.9%	+5
	Show Cause	SC	10	▲	+25.0%	+2
	Civil Violation	CV	6	▼	-14.3%	-1
	Capias	CA	4	▲	+33.3%	+1
	<b>Total</b>			<b>183</b>	<b>▲</b>	<b>38.6%</b>
<b>Traffic</b>	Infraction	I	6,901	▲	+15.4%	+920
	Misdemeanor	M	1,753	▲	+6.7%	+110
	Felony	F	9	▲	-	+9
	Restricted Operators License	RL	3	▲	-	+3
	Civil Violation	CV	2	▲	-	+2
	Capias	CA	0	▼	-100.0%	-1
	<b>Total</b>			<b>8,668</b>	<b>▲</b>	<b>13.7%</b>
<b>Civil</b>	Warrant in Debt	WD	118	▲	+29.7%	+27
	Garnishment	GA	95	▲	+21.8%	+17
	Unlawful Detainer	UD	57	▲	+256.3%	+41
	Admin License	AL	8	▲	+300.0%	+6
	Overweight	OC	7	▼	-22.2%	-2
	Other	OT	6	▲	-25.0%	-2
	Impoundment	IM	2	▲	-	+2
	Preliminary Protective Order	PP	2	▼	-33.3%	-1
	Show Cause	SC	2	▲	-	+2
	Bond Forfeiture	BF	1	▼	-88.9%	-8
	Detinue	DT	1	▼	-50.0%	-1
	Interrogatory	IN	1	↔	-	-
	Protective Order	PO	1	▼	-50.0%	-1
	Tenants Assertion	TA	1	▲	-	+1
	Abstract	AJ	0	▼	-100.0%	-1
	Motor Carrier	MC	0	▼	-100.0%	-1
	Petition-Restore Arms	PR	0	▼	-100.0%	-1
<b>Total</b>			<b>302</b>	<b>▲</b>	<b>34.8%</b>	<b>+78</b>
<b>Civil Commitments</b>	Temporary Detention Order	TD	10	▲	+11.1%	+1
	Emergency Custody Order	EC	5	▲	+150.0%	+3
	Mental Commitment	MC	1	↔	-	-
<b>Total</b>			<b>16</b>	<b>▲</b>	<b>33.3%</b>	<b>+4</b>
<b>GRAND TOTAL</b>			<b>9,169</b>	<b>▲</b>	<b>14.7%</b>	<b>+1,176</b>

Filings by Major Case Category\*\*

Category	Summary	Change	% Change	Absolute Change
Felony	50	▲	+38.9%	+14
Garnishment	96	▲	+21.5%	+17
General Civil	121	▼	+27.4%	+26
Infraction/Civil Violation	6,916	▲	+15.3%	+918
Landlord /Tenant	58	▲	+262.5%	+42
Misdemeanor	1,878	▲	+9.1%	+157
Other	47	▲	+9.3%	+4
Protective Orders	3	▼	-40.0%	-2

\* Compared to same time period as previous year

\*\* Case Type Categories are defined in the 2017 Virginia Judicial Workload Assessment

Source: SCV-SQL-Information

**CPSS - GCMS CASELOAD STATISTICS OF THE GENERAL DISTRICT COURTS**

January 2024 thru April 2024 Filings (Compared to January 2023 thru April 2023)

**Brunswick**

District: 6 FIPS: 025



---

<i><b>GRAND TOTAL</b></i>	<b>9,169</b>	▲	14.7%	+1,176
---------------------------	--------------	---	-------	--------

---

\* Compared to same time period as previous year

\*\* Case Type Categories are defined in the 2017 Virginia Judicial Workload Assessment  
Source: SCV-SQL-Information

2024 Overall GRAND TOTAL		Distribution of Caseload			Change*		Percentage (%) of Caseload		
<b>2,882</b>	-28	<b>Criminal</b>	220	8%	41.9% ▲	+65	<b>Criminal</b>	2023	2024
		<b>Traffic</b>	2,151	75%	-8.9% ▼	-210	<b>Traffic</b>	5.3%	7.6%
2024 		<b>Civil</b>	507	18%	31.3% ▲	+121	<b>Civil</b>	81.1%	74.6%
2023 		<b>Civil Commitments</b>	4	0%	-50.0% ▼	-4	<b>Civil Commitments</b>	13.3%	17.6%
		<b>GRAND TOTAL</b>	<b>2,882</b>	100%	-1.0% ▼	-28	<b>GRAND TOTAL</b>	100%	100%

Filings by Division & Code

Division	Case Type Description	Code	Summary	Change	% Change	Absolute Change
<b>Criminal</b>	Misdemeanor	M	117	▲	+39.3%	+33
	Felony	F	47	▲	+17.5%	+7
	Capias	CA	29	▲	+38.1%	+8
	Show Cause	SC	22	▲	+450.0%	+18
	Civil Violation	CV	5	▼	-16.7%	-1
	<b>Total</b>			<b>220</b>	<b>▲</b>	<b>41.9%</b>
<b>Traffic</b>	Infraction	I	1,775	▼	-9.3%	-183
	Misdemeanor	M	367	▼	-7.6%	-30
	Capias	CA	7	▲	+133.3%	+4
	Show Cause	SC	2	↔		-
	Felony	F	0	▼	-100.0%	-1
	<b>Total</b>			<b>2,151</b>	<b>▼</b>	<b>-8.9%</b>
<b>Civil</b>	Warrant in Debt	WD	145	▲	+141.7%	+85
	Interrogatory	IN	143	▼	-21.4%	-39
	Garnishment	GA	96	▲	+71.4%	+40
	Detinue	DT	84	▲	+121.1%	+46
	Unlawful Detainer	UD	22	▼	-29.0%	-9
	Other	OT	6	▲		-
	Admin License	AL	3	▲	+50.0%	+1
	Bond Forfeiture	BF	3	▲	+200.0%	+2
	Show Cause	SC	2	▼	-71.4%	-5
	Preliminary Protective Order	PP	1	▼	-50.0%	-1
	Protective Order	PO	1	▲	-	+1
	Tenants Assertion	TA	1	▲	-	+1
	Impoundment	IM	0	▼	-100.0%	-1
	<b>Total</b>			<b>507</b>	<b>▲</b>	<b>31.3%</b>
<b>Civil Commitments</b>	Emergency Custody Order	EC	2	↔		-
	Temporary Detention Order	TD	2	▼	-66.7%	-4
	<b>Total</b>		<b>4</b>	<b>▼</b>	<b>-50.0%</b>	<b>-4</b>
<b>GRAND TOTAL</b>			<b>2,882</b>	<b>▼</b>	<b>-1.0%</b>	<b>-28</b>

Filings by Major Case Category\*\*

Category	Summary	Change	% Change	Absolute Change
Felony	47	▼	+14.6%	+6
Garnishment	239	▲	+0.4%	+1
General Civil	233	▲	+137.8%	+135
Infraction/Civil Violation	1,780	▼	-9.4%	-184
Landlord /Tenant	23	▲	-25.8%	-8
Misdemeanor	484	▲	+0.6%	+3
Other	74	▲	+34.5%	+19
Protective Orders	2	▲		0
<b>GRAND TOTAL</b>	<b>2,882</b>	<b>▼</b>	<b>-1.0%</b>	<b>-28</b>

\* Compared to same time period as previous year

\*\* Case Type Categories are defined in the 2017 Virginia Judicial Workload Assessment


Source: SCV-SQL-Information

**CPSS - GCMS CASELOAD STATISTICS OF THE GENERAL DISTRICT COURTS**

January 2024 thru April 2024 Filings (Compared to January 2023 thru April 2023)

**Greenville**

District: 6 FIPS: 081

2024 Overall GRAND TOTAL		Distribution of Caseload			Change*		Percentage (%) of Caseload		
<b>5,401</b>	+552	<b>Criminal</b>	103	2%	-10.4% ▼	-12	<b>Criminal</b>	2023	2024
		<b>Traffic</b>	4,859	90%	12.3% ▲	+531	<b>Traffic</b>	89.3%	90.0%
2024		<b>Civil</b>	411	8%	6.5% ▲	+25	<b>Civil</b>	8.0%	7.6%
2023		<b>Civil Commitments</b>	28	1%	40.0% ▲	+8	<b>Civil Commitments</b>	0.4%	0.5%
		<b>GRAND TOTAL</b>	<b>5,401</b>	100%	11.4% ▲	+552	<b>GRAND TOTAL</b>	100%	100%

**Filings by Division & Code**

Division	Case Type Description	Code	Summary	Change	% Change	Absolute Change
<b>Criminal</b>	Felony	F	38	▼	-15.6%	-7
	Misdemeanor	M	38	▼	-13.6%	-6
	Show Cause	SC	15	▲	+114.3%	+8
	Capias	CA	11	▼	-38.9%	-7
	Civil Violation	CV	1	↔		-
	<b>Total</b>			<b>103</b>	▼	<b>-10.4%</b>
<b>Traffic</b>	Infraction	I	3,219	▲	+18.7%	+507
	Misdemeanor	M	1,610	▲	+0.7%	+11
	Capias	CA	24	▲	+140.0%	+14
	Felony	F	3	▼	-50.0%	-3
	Show Cause	SC	3	▲	-	+3
	Civil Violation	CV	0	▼	-100.0%	-1
	<b>Total</b>			<b>4,859</b>	▲	<b>12.3%</b>
<b>Civil</b>	Interrogatory	IN	234	▲	+25.8%	+48
	Warrant in Debt	WD	80	▲	+12.7%	+9
	Garnishment	GA	55	▼	-21.4%	-15
	Unlawful Detainer	UD	22	▼	-29.0%	-9
	Preliminary Protective Order	PP	5	↔		-
	Other	OT	4	▲	-63.6%	-7
	Show Cause	SC	3	▼	-50.0%	-3
	Bond Forfeiture	BF	2	▲	+100.0%	+1
	Detinue	DT	2	▲	+100.0%	+1
	Protective Order	PO	2	▲	+100.0%	+1
	Admin License	AL	1	▼	-50.0%	-1
	Motion for Judgment	MJ	1	▲	-	+1
	Overweight	OC	0	▼	-100.0%	-1
	<b>Total</b>			<b>411</b>	▲	<b>6.5%</b>
<b>Civil Commitments</b>	Mental Commitment	MC	11	▲	+83.3%	+5
	Temporary Detention Order	TD	9	▲	+12.5%	+1
	Emergency Custody Order	EC	8	▲	+33.3%	+2
<b>Total</b>			<b>28</b>	▲	<b>40.0%</b>	<b>+8</b>
<b>GRAND TOTAL</b>			<b>5,401</b>	▲	11.4%	+552

**Filings by Major Case Category\*\***

Category	Summary	Change	% Change	Absolute Change
Felony	41	▼	-19.6%	-10
Garnishment	289	▲	+12.9%	+33
General Civil	84	▲	+16.7%	+12
Infraction/Civil Violation	3,220	▼	+18.6%	+505
Landlord /Tenant	22	▼	-29.0%	-9
Misdemeanor	1,648	▼	+0.3%	+5
Other	90	▲	+20.0%	+15
Protective Orders	7	▲	+16.7%	+1
<b>GRAND TOTAL</b>	<b>5,401</b>	▲	11.4%	+552



\* Compared to same time period as previous year

\*\* Case Type Categories are defined in the 2017 Virginia Judicial Workload Assessment

Source: SCV-SQL-Information

**CPSS - GCMS CASELOAD STATISTICS OF THE GENERAL DISTRICT COURTS**

January 2024 thru April 2024 Filings (Compared to January 2023 thru April 2023)

2024 Overall GRAND TOTAL		Distribution of Caseload			Change*		Percentage (%) of Caseload				
2024 	2023 	<b>5,405</b>	+625	<b>Criminal</b>	483	9%	5.5% ▲	+25	<b>Criminal</b>	2023	2024
				<b>Traffic</b>	3,542	66%	11.4% ▲	+362	<b>Traffic</b>	9.6%	8.9%
				<b>Civil</b>	1,178	22%	19.4% ▲	+191	<b>Civil</b>	66.5%	65.5%
				<b>Civil Commitments</b>	202	4%	30.3% ▲	+47	<b>Civil Commitments</b>	20.6%	21.8%
				<b>GRAND TOTAL</b>	<b>5,405</b>	100%	13.1% ▲	+625	<b>GRAND TOTAL</b>	100%	100%

**Filings by Division & Code**

Division	Case Type Description	Code	Summary	Change	% Change	Absolute Change
<b>Criminal</b>	Misdemeanor	M	239	▲	+12.7%	+27
	Felony	F	169	▲	+0.6%	+1
	Capias	CA	49	▼	-5.8%	-3
	Show Cause	SC	23	▲	+43.8%	+7
	Civil Violation	CV	3	▼	-70.0%	-7
	<b>Total</b>			<b>483</b>	<b>▲</b>	<b>5.5%</b>
<b>Traffic</b>	Infraction	I	2,903	▲	+22.6%	+536
	Misdemeanor	M	585	▼	-21.8%	-163
	Capias	CA	37	▼	-5.1%	-2
	Show Cause	SC	12	▼	-36.8%	-7
	Felony	F	5	▼	-16.7%	-1
	Civil Violation	CV	0	▼	-100.0%	-1
	<b>Total</b>			<b>3,542</b>	<b>▲</b>	<b>11.4%</b>
<b>Civil</b>	Warrant in Debt	WD	379	▲	+39.3%	+107
	Garnishment	GA	336	▼	-2.0%	-7
	Unlawful Detainer	UD	323	▲	+22.8%	+60
	Preliminary Protective Order	PP	30	▲	+42.9%	+9
	Other	OT	27	▲	+92.9%	+13
	Show Cause	SC	21	▲	+16.7%	+3
	Protective Order	PO	18	▲	+38.5%	+5
	Detinue	DT	13	▼	-27.8%	-5
	Abstract	AJ	10	▲	+150.0%	+6
	Motion for Judgment	MJ	7	▲	+75.0%	+3
	Admin License	AL	4	▼	-42.9%	-3
	Impoundment	IM	4	▲	-	+4
	Tenants Assertion	TA	2	▼	-33.3%	-1
	Bond Forfeiture	BF	1	↔	-	-
	Counter Claim	CC	1	▲	-	+1
	Cross Claim	CR	1	▲	-	+1
	Petition-Restore Arms	PR	1	▼	-50.0%	-1
	Capias	CA	0	▼	-100.0%	-2
	Interrogatory	IN	0	▼	-100.0%	-1
	Restricted Operators License	RL	0	▼	-100.0%	-1
<b>Total</b>			<b>1,178</b>	<b>▲</b>	<b>19.4%</b>	<b>+191</b>
<b>Civil Commitments</b>	Mental Commitment	MC	105	▲	+16.7%	+15
	Emergency Custody Order	EC	46	▲	+84.0%	+21
	Temporary Detention Order	TD	30	▲	+57.9%	+11
	Other	OT	20	▲	+11.1%	+2
	Medical Emergency Temporary Detention Order	MT	1	▼	-50.0%	-1
	Medical Emergency Custody Order	ME	0	▼	-100.0%	-1
<b>Total</b>			<b>202</b>	<b>▲</b>	<b>30.3%</b>	<b>+47</b>
<b>GRAND TOTAL</b>			<b>5,405</b>	<b>▲</b>	<b>13.1%</b>	<b>+625</b>

**Filings by Major Case Category\*\***

Category	Summary	Change	% Change	Absolute Change
Felony	174	▼		0
Garnishment	336	▼	-2.3%	-8
General Civil	401	▲	+35.0%	+104

\* Compared to same time period as previous year

\*\* Case Type Categories are defined in the 2017 Virginia Judicial Workload Assessment

**CPSS - GCMS CASELOAD STATISTICS OF THE GENERAL DISTRICT COURTS**

January 2024 thru April 2024 Filings (Compared to January 2023 thru April 2023)

Infraction/Civil Violation	2,906	▼	+22.2%	+528
Involuntary Civil Commitments	20	▲	+11.1%	+2
Landlord /Tenant	325	▼	+22.2%	+59
Misdemeanor	824	▼	-14.3%	-137
Other	371	▲	+20.5%	+63
Protective Orders	48	▲	+41.2%	+14
<b>GRAND TOTAL</b>	<b>5,405</b>	▲	13.1%	+625

\* Compared to same time period as previous year

\*\* Case Type Categories are defined in the 2017 Virginia Judicial Workload Assessment  
Source: SCV-SQL-Information

2024 Overall GRAND TOTAL		Distribution of Caseload			Change*		Percentage (%) of Caseload		
<b>5,527</b> +1,920		<b>Criminal</b>	523	9%	33.8% ▲	+132	<b>Criminal</b>	2023	2024
		<b>Traffic</b>	4,011	73%	75.7% ▲	+1,728	<b>Traffic</b>	63.3%	72.6%
2024		<b>Civil</b>	953	17%	2.1% ▲	+20	<b>Civil</b>	25.9%	17.2%
2023		<b>Civil Commitments</b>	40	1%	- ▲	+40	<b>Civil Commitments</b>	0.0%	0.7%
		<b>GRAND TOTAL</b>	<b>5,527</b>	100%	53.2% ▲	+1,920	<b>GRAND TOTAL</b>	100%	100%

**Filings by Division & Code**

Division	Case Type Description	Code	Summary	Change	% Change	Absolute Change
<b>Criminal</b>	Misdemeanor	M	285	▲	+93.9%	+138
	Felony	F	148	▼	-11.4%	-19
	Capias	CA	50	▼	-3.8%	-2
	Civil Violation	CV	19	▲	+216.7%	+13
	Show Cause	SC	18	▼	-5.3%	-1
	Restricted Operators License	RL	3	▲	-	+3
	<b>Total</b>			<b>523</b>	<b>▲</b>	<b>33.8%</b>
<b>Traffic</b>	Infraction	I	3,279	▲	+83.6%	+1,493
	Misdemeanor	M	692	▲	+52.4%	+238
	Capias	CA	23	▼	-23.3%	-7
	Felony	F	8	▲	+166.7%	+5
	Show Cause	SC	6	▼	-33.3%	-3
	Restricted Operators License	RL	2	▲	-	+2
	Civil Violation	CV	1	↔	-	-
<b>Total</b>			<b>4,011</b>	<b>▲</b>	<b>75.7%</b>	<b>+1,728</b>
<b>Civil</b>	Warrant in Debt	WD	375	▼	-2.8%	-11
	Garnishment	GA	312	▲	+23.8%	+60
	Unlawful Detainer	UD	173	▼	-16.4%	-34
	Other	OT	30	▲	+328.6%	+23
	Protective Order	PO	19	▲	+35.7%	+5
	Preliminary Protective Order	PP	16	▼	-23.8%	-5
	Show Cause	SC	7	▼	-46.2%	-6
	Abstract	AJ	5	▼	-37.5%	-3
	Admin License	AL	4	▼	-50.0%	-4
	Impoundment	IM	4	↔	-	-
	Interrogatory	IN	2	▼	-60.0%	-3
	Motion for Judgment	MJ	2	↔	-	-
	Detinue	DT	1	↔	-	-
	Overweight	OC	1	↔	-	-
	Petition-Restore Arms	PR	1	▲	-	+1
	Tenants Assertion	TA	1	▲	-	+1
Restricted Operators License	RL	0	▼	-100.0%	-4	
<b>Total</b>			<b>953</b>	<b>▲</b>	<b>2.1%</b>	<b>+20</b>
<b>Civil Commitments</b>	Emergency Custody Order	EC	20	▲	-	+20
	Temporary Detention Order	TD	20	▲	-	+20
<b>Total</b>			<b>40</b>	<b>▲</b>	<b>-</b>	<b>+40</b>
<b>GRAND TOTAL</b>			<b>5,527</b>	<b>▲</b>	<b>53.2%</b>	<b>+1,920</b>

**Filings by Major Case Category\*\***

Category	Summary	Change	% Change	Absolute Change
Felony	156	▲	-8.2%	-14
Garnishment	314	▼	+22.2%	+57
General Civil	386	▲	-2.0%	-8
Infraction/Civil Violation	3,300	▲	+83.9%	+1,506
Landlord /Tenant	174	▲	-15.9%	-33
Misdemeanor	982	▲	+62.3%	+377
Other	180	▲	+24.1%	+35

\* Compared to same time period as previous year

\*\* Case Type Categories are defined in the 2017 Virginia Judicial Workload Assessment





**CPSS - GCMS CASELOAD STATISTICS OF THE GENERAL DISTRICT COURTS**  
January 2024 thru April 2024 Filings (Compared to January 2023 thru April 2023)

Protective Orders		35	▲		0
<b>GRAND TOTAL</b>		<b>5,527</b>	▲	53.2%	+1,920

\* Compared to same time period as previous year

\*\* Case Type Categories are defined in the 2017 Virginia Judicial Workload Assessment  
Source: SCV-SQL-Information

2024 Overall GRAND TOTAL		Distribution of Caseload		Change*		Percentage (%) of Caseload		
<b>470</b>	-23	<b>Criminal</b>	48 10%	-17.2% ▼	-10	<b>Criminal</b>	2023 11.8%	2024 10.2%
		<b>Traffic</b>	330 70%	-4.9% ▼	-17	<b>Traffic</b>	70.4%	70.2%
		<b>Civil</b>	87 19%	1.2% ▲	+1	<b>Civil</b>	17.4%	18.5%
		<b>Civil Commitments</b>	5 1%	150.0% ▲	+3	<b>Civil Commitments</b>	0.4%	1.1%
		<b>GRAND TOTAL</b>	<b>470</b> 100%	-4.7% ▼	-23	<b>GRAND TOTAL</b>	100%	100%

**Filings by Division & Code**



Division	Case Type Description	Code	Summary	Change	% Change	Absolute Change
<b>Criminal</b>	Misdemeanor	M	24	▼	-33.3%	-12
	Felony	F	7	▼	-53.3%	-8
	Capias	CA	6	▲	+200.0%	+4
	Civil Violation	CV	6	▲	+100.0%	+3
	Show Cause	SC	5	▲	+150.0%	+3
	<b>Total</b>			<b>48</b>	▼	<b>-17.2%</b>
<b>Traffic</b>	Infraction	I	288	▲	+0.7%	+2
	Misdemeanor	M	40	▼	-23.1%	-12
	Capias	CA	1	↔		-
	Show Cause	SC	1	↔		-
	Restricted Operators License	RL	0	▼	-100.0%	-7
	<b>Total</b>			<b>330</b>	▼	<b>-4.9%</b>
<b>Civil</b>	Warrant in Debt	WD	51	▲	+21.4%	+9
	Garnishment	GA	20	▼	-13.0%	-3
	Unlawful Detainer	UD	11	▲	+83.3%	+5
	Detinue	DT	2	▲	-	+2
	Motion for Judgment	MJ	2	▲	-	+2
	Admin License	AL	1	↔		-
	Other	OT	0	▼	-100.0%	-6
	Overweight	OC	0	▼	-100.0%	-1
	Preliminary Protective Order	PP	0	▼	-100.0%	-4
	Protective Order	PO	0	▼	-100.0%	-2
	Show Cause	SC	0	▼	-100.0%	-1
	<b>Total</b>			<b>87</b>	▲	<b>1.2%</b>
<b>Civil Commitments</b>	Temporary Detention Order	TD	3	▲	-	+3
	Emergency Custody Order	EC	2	↔		-
	<b>Total</b>		<b>5</b>	▲	<b>150.0%</b>	<b>+3</b>
<b>GRAND TOTAL</b>			<b>470</b>	▼	-4.7%	-23

**Filings by Major Case Category\*\***

Category	Summary	Change	% Change	Absolute Change	
Felony	7	▼	-53.3%	-8	
Garnishment	20	▼	-13.0%	-3	
General Civil	55	▲	+31.0%	+13	
Infraction/Civil Violation	294	▲	+1.4%	+4	
Landlord /Tenant	11	▲	+83.3%	+5	
Misdemeanor	64	▼	-32.6%	-31	
Other	19	▲	+18.8%	+3	
Protective Orders	0	▼	-100.0%	-6	
<b>GRAND TOTAL</b>		<b>470</b>	▼	-4.7%	-23

\* Compared to same time period as previous year

\*\* Case Type Categories are defined in the 2017 Virginia Judicial Workload Assessment  
 Source: SCV-SQL-Information

2024 Overall GRAND TOTAL		Distribution of Caseload			Change*		Percentage (%) of Caseload		
<b>5,151</b>	+537	<b>Criminal</b>	107	2%	-15.1% ▼	-19	<b>Criminal</b>	2023	2024
		<b>Traffic</b>	4,809	93%	12.3% ▲	+525	<b>Traffic</b>	2.7%	2.1%
		<b>Civil</b>	228	4%	15.7% ▲	+31	<b>Civil</b>	92.8%	93.4%
		<b>Civil Commitments</b>	7	0%	0.0%	0	<b>Civil Commitments</b>	4.3%	4.4%
		<b>GRAND TOTAL</b>	<b>5,151</b>	100%	11.6% ▲	+537	<b>GRAND TOTAL</b>	0.2%	0.1%
							<b>GRAND TOTAL</b>	100%	100%

**Filings by Division & Code**

Division	Case Type Description	Code	Summary	Change	% Change	Absolute Change
<b>Criminal</b>	Misdemeanor	M	71	▲	+2.9%	+2
	Civil Violation	CV	13	▲	+225.0%	+9
	Capias	CA	10	▲	+11.1%	+1
	Felony	F	8	▼	-79.5%	-31
	Show Cause	SC	5	↔		-
	<b>Total</b>			<b>107</b>	▼	<b>-15.1%</b>
<b>Traffic</b>	Infraction	I	3,824	▲	+25.1%	+768
	Misdemeanor	M	930	▼	-21.8%	-260
	Capias	CA	25	▲	+38.9%	+7
	Civil Violation	CV	12	▲	-	+12
	Felony	F	9	▲	+350.0%	+7
	Show Cause	SC	9	▼	-50.0%	-9
	<b>Total</b>			<b>4,809</b>	▲	<b>12.3%</b>
<b>Civil</b>	Warrant in Debt	WD	132	▲	+120.0%	+72
	Garnishment	GA	66	▼	-33.3%	-33
	Unlawful Detainer	UD	16	▼	-11.1%	-2
	Admin License	AL	3	▲	+50.0%	+1
	Impoundment	IM	3	▲	+200.0%	+2
	Other	OT	3	▲	-25.0%	-1
	Abstract	AJ	1	▲	-	+1
	Detinue	DT	1	↔		-
	Motion for Judgment	MJ	1	↔		-
	Overweight	OC	1	↔		-
	Protective Order	PO	1	▼	-80.0%	-4
	Bond Forfeiture	BF	0	▼	-100.0%	-2
	Preliminary Protective Order	PP	0	▼	-100.0%	-2
	Show Cause	SC	0	▼	-100.0%	-1
	<b>Total</b>			<b>228</b>	▲	<b>15.7%</b>
<b>Civil Commitments</b>	Temporary Detention Order	TD	7	▲	+40.0%	+2
	Emergency Custody Order	EC	0	▼	-100.0%	-2
	<b>Total</b>			<b>7</b>		<b>0.0%</b>
<b>GRAND TOTAL</b>			<b>5,151</b>	▲	11.6%	+537

**Filings by Major Case Category\*\***

Category	Summary	Change	% Change	Absolute Change
Felony	17	▲	-58.5%	-24
Garnishment	66	▼	-33.3%	-33
General Civil	134	▲	+106.2%	+69
Infraction/Civil Violation	3,850	▲	+25.8%	+789
Landlord /Tenant	16	▼	-11.1%	-2
Misdemeanor	1,001	▼	-20.5%	-258
Other	66	▲	+3.1%	+2
Protective Orders	1	▼	-85.7%	-6
<b>GRAND TOTAL</b>	<b>5,151</b>	▲	11.6%	+537

\* Compared to same time period as previous year

\*\* Case Type Categories are defined in the 2017 Virginia Judicial Workload Assessment

Source: SCV-SQL-Information

2024 Overall GRAND TOTAL		Distribution of Caseload			Change*		Percentage (%) of Caseload			
<b>8,992</b>	-2,700	<b>Criminal</b>	0	0%	-100.0%	▼	-1	<b>Criminal</b>	2023 0.0%	2024 0.0%
2024		<b>Civil</b>	8,877	99%	-21.5%	▼	-2,430	<b>Civil</b>	96.7%	98.7%
2023		<b>Civil Commitments</b>	115	1%	-70.1%	▼	-269	<b>Civil Commitments</b>	3.3%	1.3%
		<b>GRAND TOTAL</b>	<b>8,992</b>	100%	-23.1%	▼	-2,700	<b>GRAND TOTAL</b>	100%	100%

Filings by Division & Code



Division	Case Type Description	Code	Summary	Change	% Change	Absolute Change
<b>Criminal</b>	Show Cause	SC	0	▼	-100.0%	-1
	Total		<b>0</b>	▼	<b>-100.0%</b>	<b>-1</b>
<b>Civil</b>	Unlawful Detainer	UD	3,756	▲	+9.7%	+333
	Garnishment	GA	2,239	▼	-51.2%	-2,351
	Warrant in Debt	WD	2,139	▲	+7.0%	+140
	Motion for Judgment	MJ	242	▼	-6.9%	-18
	Preliminary Protective Order	PP	154	▲	+16.7%	+22
	Protective Order	PO	91	▼	-2.2%	-2
	Interrogatory	IN	68	▼	-11.7%	-9
	Other	OT	60	▼	-78.2%	-215
	Show Cause	SC	51	▼	-82.9%	-248
	Abstract	AJ	37	▼	-69.7%	-85
	Detinue	DT	21	▼	-16.0%	-4
	Tenants Assertion	TA	15	▲	+66.7%	+6
	Counter Claim	CC	4	▲	+33.3%	+1
	Total		<b>8,877</b>	▼	<b>-21.5%</b>	<b>-2,430</b>
<b>Civil Commitments</b>	Emergency Custody Order	EC	78	▼	-36.1%	-44
	Temporary Detention Order	TD	37	▼	-85.9%	-225
	Total		<b>115</b>	▼	<b>-70.1%</b>	<b>-269</b>
	<b>GRAND TOTAL</b>		<b>8,992</b>	▼	<b>-23.1%</b>	<b>-2,700</b>

Filings by Major Case Category\*\*

Category	Summary	Change	% Change	Absolute Change
Garnishment	2,307	▼	-50.6%	-2,360
General Civil	2,409	▼	+5.2%	+118
Landlord /Tenant	3,771	▲	+9.9%	+339
Other	260	▼	-75.9%	-817
Protective Orders	245	▲	+8.9%	+20
	<b>GRAND TOTAL</b>	▼	<b>-23.1%</b>	<b>-2,700</b>

\* Compared to same time period as previous year

\*\* Case Type Categories are defined in the 2017 Virginia Judicial Workload Assessment  
 Source: SCV-SQL-Information

2024 Overall GRAND TOTAL		Distribution of Caseload			Change*		Percentage (%) of Caseload		
<b>3,250</b>	+67	<b>Criminal</b>	3,126	96%	1.9% ▲	+59	<b>Criminal</b>	2023 96.4%	2024 96.2%
		<b>Traffic</b>	119	4%	7.2% ▲	+8	<b>Traffic</b>	3.5%	3.7%
2024 		<b>Civil</b>	5	0%	0.0% ↔	0	<b>Civil</b>	0.2%	0.2%
2023 		<b>GRAND TOTAL</b>	<b>3,250</b>	100%	2.1% ▲	+67	<b>GRAND TOTAL</b>	100%	100%

Filings by Division & Code

Division	Case Type Description	Code	Summary	Change	% Change	Absolute Change
<b>Criminal</b>	Misdemeanor	M	2,146	▲	+5.6%	+114
	Felony	F	852	▼	-5.1%	-46
	Civil Violation	CV	52	▲	+30.0%	+12
	Show Cause	SC	48	▼	-9.4%	-5
	Capias	CA	28	▼	-31.7%	-13
	Restricted Operators License	RL	0	▼	-100.0%	-3
	<b>Total</b>			<b>3,126</b>	<b>▲</b>	<b>1.9%</b>
<b>Traffic</b>	Infraction	I	76	↔		-
	Misdemeanor	M	38	▲	+8.6%	+3
	Felony	F	4	▲	-	+4
	Capias	CA	1	▲	-	+1
	<b>Total</b>			<b>119</b>	<b>▲</b>	<b>7.2%</b>
<b>Civil</b>	Bond Forfeiture	BF	5	↔		-
	<b>Total</b>				<b>0.0%</b>	<b>0</b>
<b>GRAND TOTAL</b>			<b>3,250</b>	<b>▲</b>	<b>2.1%</b>	<b>+67</b>

Filings by Major Case Category\*\*

Category	Summary	Change	% Change	Absolute Change
Felony	856	▲	-4.7%	-42
Infraction/Civil Violation	128	▲	+10.3%	+12
Misdemeanor	2,184	▼	+5.5%	+114
Other	82	▲	-17.2%	-17
<b>GRAND TOTAL</b>	<b>3,250</b>	<b>▲</b>	<b>2.1%</b>	<b>+67</b>

\* Compared to same time period as previous year

\*\* Case Type Categories are defined in the 2017 Virginia Judicial Workload Assessment

Source: SCV-SQL-Information

2024 Overall GRAND TOTAL		Distribution of Caseload			Change*		Percentage (%) of Caseload		
<b>7,548</b>	+1,301	<b>Criminal</b>	628	8%	-7.5% ▼	-51	<b>Criminal</b>	2023 10.9%	2024 8.3%
2024		<b>Traffic</b>	6,750	89%	26.5% ▲	+1,414	<b>Traffic</b>	85.4%	89.4%
2023		<b>Civil</b>	170	2%	-26.7% ▼	-62	<b>Civil</b>	3.7%	2.3%
		<b>GRAND TOTAL</b>	<b>7,548</b>	100%	20.8% ▲	+1,301	<b>GRAND TOTAL</b>	100%	100%

**Filings by Division & Code**

Division	Case Type Description	Code	Summary	Change	% Change	Absolute Change
<b>Criminal</b>	Misdemeanor	M	436	▼	-13.0%	-65
	Civil Violation	CV	82	▲	+3.8%	+3
	Felony	F	55	↔		-
	Show Cause	SC	39	▲	+50.0%	+13
	Restricted Operators License	RL	11	▲	+57.1%	+4
	Capias	CA	5	▼	-54.5%	-6
	<b>Total</b>			<b>628</b>	▼	<b>-7.5%</b>
<b>Traffic</b>	Infraction	I	4,784	▲	+33.3%	+1,196
	Misdemeanor	M	1,727	▲	+16.5%	+245
	Other	O	176	▼	-23.8%	-55
	Felony	F	29	▲	+3.6%	+1
	Civil Violation	CV	27	▲	-	+27
	Show Cause	SC	5	▲	+25.0%	+1
	Restricted Operators License	RL	2	▲	-	+2
	Capias	CA	0	▼	-100.0%	-3
<b>Total</b>			<b>6,750</b>	▲	<b>26.5%</b>	<b>+1,414</b>
<b>Civil</b>	Admin License	AL	133	▼	-30.7%	-59
	Impoundment	IM	21	▼	-19.2%	-5
	Bond Forfeiture	BF	8	▲	+14.3%	+1
	Other	OT	8	▲	+14.3%	+1
<b>Total</b>			<b>170</b>	▼	<b>-26.7%</b>	<b>-62</b>
<b>GRAND TOTAL</b>			<b>7,548</b>	▲	20.8%	+1,301

**Filings by Major Case Category\*\***

Category	Summary	Change	% Change	Absolute Change
Felony	84	▲	+1.2%	+1
General Civil	8	▲	+14.3%	+1
Infraction/Civil Violation	5,069	▲	+30.0%	+1,171
Misdemeanor	2,176	▲	+9.3%	+186
Other	211	▼	-21.6%	-58
<b>GRAND TOTAL</b>	<b>7,548</b>	▲	20.8%	+1,301

\* Compared to same time period as previous year



\*\* Case Type Categories are defined in the 2017 Virginia Judicial Workload Assessment  
 Source: SCV-SQL-Information

**CPSS - GCMS CASELOAD STATISTICS OF THE GENERAL DISTRICT COURTS**

January 2024 thru April 2024 Filings (Compared to January 2023 thru April 2023)

**Hampton**

District: 8 FIPS: 650

2024 Overall GRAND TOTAL		Distribution of Caseload			Change*		Percentage (%) of Caseload		
<b>16,681</b>	+3,252	<b>Criminal</b>	2,183	13%	27.0% ▲	+464	<b>Criminal</b>	2023	2024
		<b>Traffic</b>	5,186	31%	43.6% ▲	+1,575	<b>Traffic</b>	12.8%	13.1%
		<b>Civil</b>	8,389	50%	15.5% ▲	+1,123	<b>Civil</b>	26.9%	31.1%
		<b>Civil Commitments</b>	923	6%	10.8% ▲	+90	<b>Civil Commitments</b>	54.1%	50.3%
		<b>GRAND TOTAL</b>	<b>16,681</b>	100%	24.2% ▲	+3,252	<b>GRAND TOTAL</b>	6.2%	5.5%
							<b>GRAND TOTAL</b>	100%	100%

**Filings by Division & Code**

Division	Case Type Description	Code	Summary	Change	% Change	Absolute Change
<b>Criminal</b>	Misdemeanor	M	1,368	▲	+23.4%	+259
	Felony	F	530	▲	+49.7%	+176
	Show Cause	SC	122	▼	-5.4%	-7
	Capias	CA	116	▲	+43.2%	+35
	Civil Violation	CV	47	▲	+2.2%	+1
	<b>Total</b>			<b>2,183</b>	<b>▲</b>	<b>27.0%</b>
<b>Traffic</b>	Infraction	I	3,633	▲	+43.1%	+1,094
	Misdemeanor	M	1,468	▲	+43.2%	+443
	Felony	F	40	▲	+42.9%	+12
	Capias	CA	28	▲	+1,300.0%	+26
	Show Cause	SC	13	▲	+116.7%	+7
	Restricted Operators License	RL	4	▼	-63.6%	-7
	<b>Total</b>			<b>5,186</b>	<b>▲</b>	<b>43.6%</b>
<b>Civil</b>	Warrant in Debt	WD	3,056	▲	+24.0%	+592
	Unlawful Detainer	UD	2,276	▼	-3.1%	-73
	Garnishment	GA	2,056	▲	+36.1%	+545
	Other	OT	192	▲	-1.5%	-3
	Preliminary Protective Order	PP	152	▼	-17.8%	-33
	Bond Forfeiture	BF	129	▲	+279.4%	+95
	Show Cause	SC	113	▲	+54.8%	+40
	Protective Order	PO	100	▼	-7.4%	-8
	Admin License	AL	75	▼	-14.8%	-13
	Motion for Judgment	MJ	63	▲	+61.5%	+24
	Abstract	AJ	61	▼	-19.7%	-15
	Detinue	DT	60	▲	+7.1%	+4
	Interrogatory	IN	29	▼	-47.3%	-26
	Tenants Assertion	TA	12	▼	-33.3%	-6
	Counter Claim	CC	11	▲	+83.3%	+5
	Capias	CA	2	▼	-66.7%	-4
	Impoundment	IM	1	↔		-
	Petition-Restore Arms	PR	1	↔		-
Third Party Claim	TH	0	▼	-100.0%	-1	
<b>Total</b>			<b>8,389</b>	<b>▲</b>	<b>15.5%</b>	<b>+1,123</b>
<b>Civil Commitments</b>	Mental Commitment	MC	398	▼	-15.9%	-75
	Temporary Detention Order	TD	299	▲	+18.2%	+46
	Emergency Custody Order	EC	173	▲	+208.9%	+117
	Other	OT	37	▲	+12.1%	+4
	Medical Emergency Temporary Detention Order	MT	16	▼	-5.9%	-1
	Medical Emergency Custody Order	ME	0	▼	-100.0%	-1
<b>Total</b>			<b>923</b>	<b>▲</b>	<b>10.8%</b>	<b>+90</b>
<b>GRAND TOTAL</b>			<b>16,681</b>	<b>▲</b>	<b>24.2%</b>	<b>+3,252</b>

**Filings by Major Case Category\*\***

Category	Summary	Change	% Change	Absolute Change
Felony	570	▲	+49.2%	+188
Garnishment	2,085	▼	+33.1%	+519
General Civil	3,246	▲	+24.7%	+642
Infraction/Civil Violation	3,680	▲	+42.4%	+1,095

\* Compared to same time period as previous year

\*\* Case Type Categories are defined in the 2017 Virginia Judicial Workload Assessment

Source: SCV-SQL-Information

**CPSS - GCMS CASELOAD STATISTICS OF THE GENERAL DISTRICT COURTS**  
 January 2024 thru April 2024 Filings (Compared to January 2023 thru April 2023)

**Hampton**


District: 8 FIPS: 650

Involuntary Civil Commitments	37	▲	+12.1%	+4
Landlord /Tenant	2,288	▼	-3.3%	-79
Misdemeanor	2,840	▲	+32.4%	+695
Other	1,683	▲	+15.7%	+229
Protective Orders	252	▼	-14.0%	-41
<b>GRAND TOTAL</b>	<b>16,681</b>	▲	24.2%	+3,252

\* Compared to same time period as previous year

\*\* Case Type Categories are defined in the 2017 Virginia Judicial Workload Assessment  
 Source: SCV-SQL-Information



2024 Overall GRAND TOTAL		Distribution of Caseload			Change*		Percentage (%) of Caseload		
<b>538</b> +281 		<b>Criminal</b>	55	10%	-17.9% ▼	-12	<b>Criminal</b>	2023	2024
		<b>Traffic</b>	367	68%	252.9% ▲	+263	<b>Traffic</b>	26.1%	10.2%
		<b>Civil</b>	115	21%	33.7% ▲	+29	<b>Civil</b>	40.5%	68.2%
		<b>Civil Commitments</b>	1	0%	- ▲	+1	<b>Civil Commitments</b>	33.5%	21.4%
		<b>GRAND TOTAL</b>	<b>538</b>	100%	109.3% ▲	+281	<b>GRAND TOTAL</b>	0.0%	0.2%
							<b>GRAND TOTAL</b>	100%	100%

Filings by Division & Code

Division	Case Type Description	Code	Summary	Change	% Change	Absolute Change	
<b>Criminal</b>	Misdemeanor	M	40	▼	-25.9%	-14	
	Felony	F	7	▲	+16.7%	+1	
	Capias	CA	6	↔	-	-	
	Civil Violation	CV	1	▲	-	+1	
	Restricted Operators License	RL	1	▲	-	+1	
	Show Cause	SC	0	▼	-100.0%	-1	
	<b>Total</b>			<b>55</b>	▼	<b>-17.9%</b>	<b>-12</b>
<b>Traffic</b>	Infraction	I	296	▲	+294.7%	+221	
	Misdemeanor	M	64	▲	+146.2%	+38	
	Show Cause	SC	5	▲	-	+5	
	Capias	CA	1	↔	-	-	
	Restricted Operators License	RL	1	▼	-50.0%	-1	
	<b>Total</b>			<b>367</b>	▲	<b>252.9%</b>	<b>+263</b>
<b>Civil</b>	Warrant in Debt	WD	49	▲	+96.0%	+24	
	Garnishment	GA	42	▲	+20.0%	+7	
	Unlawful Detainer	UD	6	▲	+100.0%	+3	
	Preliminary Protective Order	PP	5	▼	-28.6%	-2	
	Protective Order	PO	5	▼	-37.5%	-3	
	Other	OT	4	▼	-33.3%	-2	
	Abstract	AJ	1	▲	-	+1	
	Admin License	AL	1	▲	-	+1	
	Counter Claim	CC	1	▲	-	+1	
	Detinue	DT	1	▲	-	+1	
	Bond Forfeiture	BF	0	▼	-100.0%	-1	
	Interrogatory	IN	0	▼	-100.0%	-1	
	<b>Total</b>			<b>115</b>	▲	<b>33.7%</b>	<b>+29</b>
	<b>Civil Commitments</b>	Emergency Custody Order	EC	1	▲	-	+1
<b>Total</b>			<b>1</b>	▲	-	<b>+1</b>	
<b>GRAND TOTAL</b>			<b>538</b>	▲	109.3%	+281	

Filings by Major Case Category\*\*



Category	Summary	Change	% Change	Absolute Change	
Felony	7	▲	+16.7%	+1	
Garnishment	42	▼	+16.7%	+6	
General Civil	50	▲	+100.0%	+25	
Infraction/Civil Violation	297	▲	+296.0%	+222	
Landlord /Tenant	6	▲	+100.0%	+3	
Misdemeanor	106	▲	+29.3%	+24	
Other	20	▲	+33.3%	+5	
Protective Orders	10	▼	-33.3%	-5	
<b>GRAND TOTAL</b>		<b>538</b>	▲	109.3%	+281

\* Compared to same time period as previous year

\*\* Case Type Categories are defined in the 2017 Virginia Judicial Workload Assessment  
 Source: SCV-SQL-Information

**CPSS - GCMS CASELOAD STATISTICS OF THE GENERAL DISTRICT COURTS**

January 2024 thru April 2024 Filings (Compared to January 2023 thru April 2023)

2024 Overall GRAND TOTAL		Distribution of Caseload			Change*		Percentage (%) of Caseload		
<b>4,119</b>	+114	<b>Criminal</b>	551	13%	-7.7% ▼	-46	<b>Criminal</b>	2023	2024
		<b>Traffic</b>	2,813	68%	8.3% ▲	+216	<b>Traffic</b>	14.9%	13.4%
		<b>Civil</b>	747	18%	-3.2% ▲	-25	<b>Civil</b>	64.8%	68.3%
		<b>Civil Commitments</b>	8	0%	-79.5% ▼	-31	<b>Civil Commitments</b>	19.3%	18.1%
		<b>GRAND TOTAL</b>	<b>4,119</b>	100%	2.8% ▲	+114	<b>GRAND TOTAL</b>	100%	100%

**Filings by Division & Code**

Division	Case Type Description	Code	Summary	Change	% Change	Absolute Change
<b>Criminal</b>	Misdemeanor	M	381	▲	+4.7%	+17
	Felony	F	82	▼	-39.7%	-54
	Capias	CA	35	▼	-43.5%	-27
	Show Cause	SC	30	▲	+42.9%	+9
	Civil Violation	CV	23	▲	+64.3%	+9
	<b>Total</b>			<b>551</b>	▼	<b>-7.7%</b>
<b>Traffic</b>	Infraction	I	2,523	▲	+8.1%	+190
	Misdemeanor	M	276	▲	+16.9%	+40
	Civil Violation	CV	5	▲	-	+5
	Felony	F	3	▼	-57.1%	-4
	Show Cause	SC	3	▼	-75.0%	-9
	Capias	CA	2	▼	-71.4%	-5
	Restricted Operators License	RL	1	▼	-50.0%	-1
	<b>Total</b>			<b>2,813</b>	▲	<b>8.3%</b>
<b>Civil</b>	Warrant in Debt	WD	311	▲	+6.9%	+20
	Garnishment	GA	152	▼	-5.0%	-8
	Unlawful Detainer	UD	95	▼	-6.9%	-7
	Admin License	AL	44	▲	+12.8%	+5
	Impoundment	IM	40	▲	+73.9%	+17
	Other	OT	35	▼	-38.6%	-22
	Preliminary Protective Order	PP	32	▼	-20.0%	-8
	Protective Order	PO	11	▼	-45.0%	-9
	Bond Forfeiture	BF	8	▲	+14.3%	+1
	Motion for Judgment	MJ	4	▲	+300.0%	+3
	Abstract	AJ	3	▼	-40.0%	-2
	Detinue	DT	3	▼	-83.3%	-15
	Interrogatory	IN	3	▼	-66.7%	-6
	Show Cause	SC	3	▲	-	+3
	Counter Claim	CC	1	▲	-	+1
	Petition-Restore Arms	PR	1	▲	-	+1
	Tenants Assertion	TA	1	▲	-	+1
<b>Total</b>			<b>747</b>	▼	<b>-3.2%</b>	<b>-25</b>
<b>Civil Commitments</b>	Temporary Detention Order	TD	5	▼	-79.2%	-19
	Mental Commitment	MC	2	▲	-	+2
	Emergency Custody Order	EC	1	▼	-93.3%	-14
<b>Total</b>			<b>8</b>	▼	<b>-79.5%</b>	<b>-31</b>
<b>GRAND TOTAL</b>			<b>4,119</b>	▲	2.8%	+114

**Filings by Major Case Category\*\***

Category	Summary	Change	% Change	Absolute Change
Felony	85	▼	-40.6%	-58
Garnishment	155	▼	-8.3%	-14
General Civil	320	▲	+2.6%	+8
Infraction/Civil Violation	2,551	▲	+8.7%	+204
Landlord /Tenant	96	▲	-5.9%	-6
Misdemeanor	658	▼	+9.3%	+56
Other	211	▲	-21.9%	-59

\* Compared to same time period as previous year

\*\* Case Type Categories are defined in the 2017 Virginia Judicial Workload Assessment

**CPSS - GCMS CASELOAD STATISTICS OF THE GENERAL DISTRICT COURTS**

January 2024 thru April 2024 Filings (Compared to January 2023 thru April 2023)

**Gloucester**


District: 9 FIPS: 073

---

Protective Orders	43	▼	-28.3%	-17
<b><i>GRAND TOTAL</i></b>	<b><u>4,119</u></b>	▲	2.8%	+114

\* Compared to same time period as previous year

\*\* Case Type Categories are defined in the 2017 Virginia Judicial Workload Assessment  
Source: SCV-SQL-Information

2024 Overall GRAND TOTAL		Distribution of Caseload			Change*		Percentage (%) of Caseload			
<b>1,110</b>	-372	<b>Criminal</b>	68	6%	-43.3%	▼	-52	<b>Criminal</b>	2023: 8.1%	2024: 6.1%
		<b>Traffic</b>	946	85%	-24.9%	▼	-313	<b>Traffic</b>	85.0%	85.2%
2024		<b>Civil</b>	95	9%	-1.0%	▼	-1	<b>Civil</b>	6.5%	8.6%
2023		<b>Civil Commitments</b>	1	0%	-85.7%	▼	-6	<b>Civil Commitments</b>	0.5%	0.1%
		<b>GRAND TOTAL</b>	<b>1,110</b>	100%	-25.1%	▼	-372	<b>GRAND TOTAL</b>	100%	100%

Filings by Division & Code



Division	Case Type Description	Code	Summary	Change	% Change	Absolute Change
<b>Criminal</b>	Misdemeanor	M	50	▼	-37.5%	-30
	Felony	F	14	▲	+27.3%	+3
	Capias	CA	2	▼	-83.3%	-10
	Civil Violation	CV	1	▼	-80.0%	-4
	Restricted Operators License	RL	1	▲	-	+1
	Show Cause	SC	0	▼	-100.0%	-12
	<b>Total</b>			<b>68</b>	▼	<b>-43.3%</b>
<b>Traffic</b>	Infraction	I	829	▼	-25.3%	-281
	Misdemeanor	M	112	▼	-21.7%	-31
	Capias	CA	2	↔	-	-
	Show Cause	SC	2	↔	-	-
	Restricted Operators License	RL	1	▼	-50.0%	-1
	<b>Total</b>			<b>946</b>	▼	<b>-24.9%</b>
<b>Civil</b>	Warrant in Debt	WD	36	▼	-14.3%	-6
	Garnishment	GA	30	▲	+76.5%	+13
	Other	OT	8	▼	-33.3%	-4
	Unlawful Detainer	UD	6	▼	-45.5%	-5
	Admin License	AL	5	▲	+150.0%	+3
	Preliminary Protective Order	PP	4	▲	+33.3%	+1
	Protective Order	PO	4	▼	-20.0%	-1
	Detinue	DT	2	▲	-	+2
	Abstract	AJ	0	▼	-100.0%	-1
	Impoundment	IM	0	▼	-100.0%	-3
<b>Total</b>			<b>95</b>	▼	<b>-1.0%</b>	<b>-1</b>
<b>Civil Commitments</b>	Temporary Detention Order	TD	1	▼	-83.3%	-5
	Emergency Custody Order	EC	0	▼	-100.0%	-1
	<b>Total</b>			<b>1</b>	▼	<b>-85.7%</b>
<b>GRAND TOTAL</b>			<b>1,110</b>	▼	-25.1%	-372

Filings by Major Case Category\*\*

Category	Summary	Change	% Change	Absolute Change	
Felony	14	▲	+27.3%	+3	
Garnishment	30	▲	+76.5%	+13	
General Civil	40	▲	-9.1%	-4	
Infraction/Civil Violation	830	▼	-25.6%	-285	
Landlord /Tenant	6	▼	-45.5%	-5	
Misdemeanor	164	▲	-27.1%	-61	
Other	18	▼	-64.7%	-33	
Protective Orders	8	▲	-	0	
<b>GRAND TOTAL</b>		<b>1,110</b>	▼	-25.1%	-372

\* Compared to same time period as previous year

\*\* Case Type Categories are defined in the 2017 Virginia Judicial Workload Assessment  
 Source: SCV-SQL-Information

2024 Overall GRAND TOTAL		Distribution of Caseload			Change*		Percentage (%) of Caseload		
<b>1,630</b>	+194	<b>Criminal</b>	132	8%	36.1% ▲	+35	<b>Criminal</b>	2023	2024
		<b>Traffic</b>	1,198	73%	8.7% ▲	+96	<b>Traffic</b>	6.8%	8.1%
		<b>Civil</b>	296	18%	27.0% ▲	+63	<b>Civil</b>	76.7%	73.5%
		<b>Civil Commitments</b>	4	0%	0.0%	0	<b>Civil Commitments</b>	16.2%	18.2%
		<b>GRAND TOTAL</b>	<b>1,630</b>	100%	13.5% ▲	+194	<b>GRAND TOTAL</b>	100%	100%

Filings by Division & Code



Division	Case Type Description	Code	Summary	Change	% Change	Absolute Change
<b>Criminal</b>	Misdemeanor	M	92	▲	+39.4%	+26
	Felony	F	27	▲	+92.9%	+13
	Capias	CA	7	▼	-22.2%	-2
	Show Cause	SC	3	▼	-25.0%	-1
	Civil Violation	CV	2	▼	-33.3%	-1
	Restricted Operators License	RL	1	↔		-
	<b>Total</b>			<b>132</b>	<b>▲</b>	<b>36.1%</b>
<b>Traffic</b>	Infraction	I	1,035	▲	+8.3%	+79
	Misdemeanor	M	154	▲	+13.2%	+18
	Civil Violation	CV	5	▲	+400.0%	+4
	Capias	CA	2	▼	-75.0%	-6
	Show Cause	SC	2	▲	+100.0%	+1
	<b>Total</b>			<b>1,198</b>	<b>▲</b>	<b>8.7%</b>
<b>Civil</b>	Warrant in Debt	WD	144	▲	+24.1%	+28
	Garnishment	GA	76	▲	+46.2%	+24
	Other	OT	28	▲	+115.4%	+15
	Unlawful Detainer	UD	28	▼	-22.2%	-8
	Protective Order	PO	6	▲	+100.0%	+3
	Admin License	AL	4	▲	-	+4
	Preliminary Protective Order	PP	4	▼	-60.0%	-6
	Abstract	AJ	2	▲	-	+2
	Counter Claim	CC	2	▲	+100.0%	+1
	Detinue	DT	1	▲	-	+1
	Impoundment	IM	1	↔		-
	Bond Forfeiture	BF	0	▼	-100.0%	-1
	<b>Total</b>			<b>296</b>	<b>▲</b>	<b>27.0%</b>
<b>Civil Commitments</b>	Temporary Detention Order	TD	4	▲	+33.3%	+1
	Emergency Custody Order	EC	0	▼	-100.0%	-1
	<b>Total</b>		<b>4</b>		<b>0.0%</b>	<b>0</b>
<b>GRAND TOTAL</b>			<b>1,630</b>	<b>▲</b>	<b>13.5%</b>	<b>+194</b>

Filings by Major Case Category\*\*

Category	Summary	Change	% Change	Absolute Change	
Felony	27	▲	+92.9%	+13	
Garnishment	76	▲	+46.2%	+24	
General Civil	147	▲	+24.6%	+29	
Infraction/Civil Violation	1,042	▲	+8.5%	+82	
Landlord /Tenant	28	▼	-22.2%	-8	
Misdemeanor	247	▲	+21.7%	+44	
Other	53	▲	+32.5%	+13	
Protective Orders	10	▲	-23.1%	-3	
<b>GRAND TOTAL</b>		<b>1,630</b>	<b>▲</b>	<b>13.5%</b>	<b>+194</b>

\* Compared to same time period as previous year

\*\* Case Type Categories are defined in the 2017 Virginia Judicial Workload Assessment  
 Source: SCV-SQL-Information

2024 Overall GRAND TOTAL		Distribution of Caseload		Change*		Percentage (%) of Caseload		
<b>582</b>	-37	<b>Criminal</b>	84 14%	162.5% ▲	+52	<b>Criminal</b>	2023 5.2%	2024 14.4%
		<b>Traffic</b>	389 67%	-23.0% ▼	-116	<b>Traffic</b>	81.6%	66.8%
		<b>Civil</b>	106 18%	37.7% ▲	+29	<b>Civil</b>	12.4%	18.2%
		<b>Civil Commitments</b>	3 1%	-40.0% ▼	-2	<b>Civil Commitments</b>	0.8%	0.5%
		<b>GRAND TOTAL</b>	<b>582</b> 100%	-6.0% ▼	-37	<b>GRAND TOTAL</b>	100%	100%

Filings by Division & Code



Division	Case Type Description	Code	Summary	Change	% Change	Absolute Change
<b>Criminal</b>	Misdemeanor	M	61	▲	+177.3%	+39
	Felony	F	9	▲	+200.0%	+6
	Civil Violation	CV	6	▲	+100.0%	+3
	Capias	CA	5	▲	+400.0%	+4
	Show Cause	SC	3	↔		-
	<b>Total</b>			<b>84</b>	<b>▲</b>	<b>162.5%</b>
<b>Traffic</b>	Infraction	I	308	▼	-25.6%	-106
	Misdemeanor	M	79	▼	-7.1%	-6
	Capias	CA	2	▼	-33.3%	-1
	Show Cause	SC	0	▼	-100.0%	-3
	<b>Total</b>			<b>389</b>	<b>▼</b>	<b>-23.0%</b>
<b>Civil</b>	Warrant in Debt	WD	34	▲	+9.7%	+3
	Garnishment	GA	28	▲	+40.0%	+8
	Other	OT	11	▲	+266.7%	+8
	Unlawful Detainer	UD	11	↔		-
	Admin License	AL	8	▲	+700.0%	+7
	Preliminary Protective Order	PP	6	▲	+500.0%	+5
	Protective Order	PO	5	▲	+150.0%	+3
	Abstract	AJ	1	▲	-	+1
	Impoundment	IM	1	▲	-	+1
	Interrogatory	IN	1	▼	-66.7%	-2
	Detinue	DT	0	▼	-100.0%	-1
	Show Cause	SC	0	▼	-100.0%	-4
	<b>Total</b>			<b>106</b>	<b>▲</b>	<b>37.7%</b>
<b>Civil Commitments</b>	Temporary Detention Order	TD	3	▲	+50.0%	+1
	Emergency Custody Order	EC	0	▼	-100.0%	-3
	<b>Total</b>			<b>3</b>	<b>▼</b>	<b>-40.0%</b>
<b>GRAND TOTAL</b>			<b>582</b>	<b>▼</b>	<b>-6.0%</b>	<b>-37</b>

Filings by Major Case Category\*\*

Category	Summary	Change	% Change	Absolute Change
Felony	9	▲	+200.0%	+6
Garnishment	29	▼	+26.1%	+6
General Civil	35	▲	+9.4%	+3
Infraction/Civil Violation	314	▲	-24.7%	-103
Landlord /Tenant	11	↔		0
Misdemeanor	140	▲	+30.8%	+33
Other	33	▲	+43.5%	+10
Protective Orders	11	▲	+266.7%	+8
<b>GRAND TOTAL</b>	<b>582</b>	<b>▼</b>	<b>-6.0%</b>	<b>-37</b>

\* Compared to same time period as previous year

\*\* Case Type Categories are defined in the 2017 Virginia Judicial Workload Assessment  
 Source: SCV-SQL-Information

2024 Overall GRAND TOTAL		Distribution of Caseload			Change*		Percentage (%) of Caseload		
<b>606</b>	+170	<b>Criminal</b>	103	17%	27.2% ▲	+22	<b>Criminal</b>	2023	2024
		<b>Traffic</b>	360	59%	40.6% ▲	+104	<b>Traffic</b>	18.6%	17.0%
		<b>Civil</b>	134	22%	42.6% ▲	+40	<b>Civil</b>	58.7%	59.4%
		<b>Civil Commitments</b>	9	1%	80.0% ▲	+4	<b>Civil Commitments</b>	21.6%	22.1%
		<b>GRAND TOTAL</b>	<b>606</b>	100%	39.0% ▲	+170	<b>GRAND TOTAL</b>	100%	100%

Filings by Division & Code



Division	Case Type Description	Code	Summary	Change	% Change	Absolute Change
<b>Criminal</b>	Misdemeanor	M	79	▲	+43.6%	+24
	Felony	F	15	▲	+650.0%	+13
	Capias	CA	4	▼	-60.0%	-6
	Civil Violation	CV	4	▲	+33.3%	+1
	Show Cause	SC	1	▼	-90.9%	-10
	<b>Total</b>			<b>103</b>	<b>▲</b>	<b>27.2%</b>
<b>Traffic</b>	Infraction	I	286	▲	+42.3%	+85
	Misdemeanor	M	72	▲	+44.0%	+22
	Civil Violation	CV	1	▲	-	+1
	Felony	F	1	▼	-50.0%	-1
	Capias	CA	0	▼	-100.0%	-1
	Show Cause	SC	0	▼	-100.0%	-2
	<b>Total</b>			<b>360</b>	<b>▲</b>	<b>40.6%</b>
<b>Civil</b>	Warrant in Debt	WD	53	▲	+65.6%	+21
	Garnishment	GA	34	▲	+126.7%	+19
	Unlawful Detainer	UD	14	▲	+55.6%	+5
	Other	OT	10	▲	-16.7%	-2
	Admin License	AL	5	▼	-50.0%	-5
	Preliminary Protective Order	PP	5	▼	-28.6%	-2
	Detinue	DT	3	▲	+50.0%	+1
	Impoundment	IM	3	▲	+50.0%	+1
	Protective Order	PO	3	▲	+50.0%	+1
	Abstract	AJ	2	▲	+100.0%	+1
	Bond Forfeiture	BF	1	▲	-	+1
	Motion for Judgment	MJ	1	▲	-	+1
	Interrogatory	IN	0	▼	-100.0%	-1
	Show Cause	SC	0	▼	-100.0%	-1
<b>Total</b>			<b>134</b>	<b>▲</b>	<b>42.6%</b>	<b>+40</b>
<b>Civil Commitments</b>	Temporary Detention Order	TD	5	▲	+25.0%	+1
	Emergency Custody Order	EC	4	▲	+300.0%	+3
	<b>Total</b>			<b>9</b>	<b>▲</b>	<b>80.0%</b>
<b>GRAND TOTAL</b>			<b>606</b>	<b>▲</b>	<b>39.0%</b>	<b>+170</b>

Filings by Major Case Category\*\*

Category	Summary	Change	% Change	Absolute Change
Felony	16	▲	+300.0%	+12
Garnishment	34	▲	+112.5%	+18
General Civil	59	▲	+68.6%	+24
Infraction/Civil Violation	291	▲	+42.6%	+87
Landlord /Tenant	14	▲	+55.6%	+5
Misdemeanor	151	▲	+43.8%	+46
Other	33	▲	-38.9%	-21
Protective Orders	8	▲	-11.1%	-1
<b>GRAND TOTAL</b>	<b>606</b>	<b>▲</b>	<b>39.0%</b>	<b>+170</b>

\* Compared to same time period as previous year

\*\* Case Type Categories are defined in the 2017 Virginia Judicial Workload Assessment

2024 Overall GRAND TOTAL		Distribution of Caseload			Change*		Percentage (%) of Caseload		
<b>3,461</b>	-444	<b>Criminal</b>	415	12%	29.3% ▲	+94	<b>Criminal</b>	2023 8.2%	2024 12.0%
		<b>Traffic</b>	2,687	78%	-18.8% ▼	-622	<b>Traffic</b>	84.7%	77.6%
		<b>Civil</b>	355	10%	33.0% ▲	+88	<b>Civil</b>	6.8%	10.3%
		<b>Civil Commitments</b>	4	0%	-50.0% ▼	-4	<b>Civil Commitments</b>	0.2%	0.1%
		<b>GRAND TOTAL</b>	<b>3,461</b>	100%	-11.4% ▼	-444	<b>GRAND TOTAL</b>	100%	100%

Filings by Division & Code

Division	Case Type Description	Code	Summary	Change	% Change	Absolute Change
<b>Criminal</b>	Misdemeanor	M	263	▲	+54.7%	+93
	Felony	F	94	▼	-20.3%	-24
	Capias	CA	31	▲	+82.4%	+14
	Civil Violation	CV	14	▲	+40.0%	+4
	Show Cause	SC	13	▲	+116.7%	+7
	<b>Total</b>			<b>415</b>	▲	<b>29.3%</b>
<b>Traffic</b>	Infraction	I	1,685	▼	-24.9%	-559
	Misdemeanor	M	924	▼	-4.6%	-45
	Capias	CA	35	▼	-23.9%	-11
	Show Cause	SC	25	▼	-40.5%	-17
	Civil Violation	CV	11	▲	+1,000.0%	+10
	Felony	F	7	↔		-
<b>Total</b>			<b>2,687</b>	▼	<b>-18.8%</b>	<b>-622</b>
<b>Civil</b>	Warrant in Debt	WD	145	▲	+34.3%	+37
	Garnishment	GA	95	▲	+37.7%	+26
	Admin License	AL	35	▲	+118.8%	+19
	Other	OT	19	▲	+5.6%	+1
	Preliminary Protective Order	PP	18	▲	+157.1%	+11
	Unlawful Detainer	UD	13	▼	-7.1%	-1
	Impoundment	IM	6	▼	-60.0%	-9
	Protective Order	PO	6	▼	-25.0%	-2
	Abstract	AJ	5	▲	+25.0%	+1
	Interrogatory	IN	4	▲	+300.0%	+3
	Bond Forfeiture	BF	3	▲	+200.0%	+2
	Show Cause	SC	3	▲	+50.0%	+1
	Detinue	DT	2	▲	-	+2
	Motion for Judgment	MJ	1	▼	-50.0%	-1
	Counter Claim	CC	0	▼	-100.0%	-1
	Tenants Assertion	TA	0	▼	-100.0%	-1
<b>Total</b>			<b>355</b>	▲	<b>33.0%</b>	<b>+88</b>
<b>Civil Commitments</b>	Temporary Detention Order	TD	3	▼	-25.0%	-1
	Emergency Custody Order	EC	1	▼	-66.7%	-2
	Mental Commitment	MC	0	▼	-100.0%	-1
<b>Total</b>			<b>4</b>	▼	<b>-50.0%</b>	<b>-4</b>
<b>GRAND TOTAL</b>			<b>3,461</b>	▼	-11.4%	-444

Filings by Major Case Category\*\*

Category	Summary	Change	% Change	Absolute Change
Felony	101	▼	-19.2%	-24
Garnishment	99	▲	+41.4%	+29
General Civil	154	▲	+30.5%	+36
Infraction/Civil Violation	1,710	▲	-24.2%	-545
Landlord /Tenant	13	▼	-13.3%	-2
Misdemeanor	1,187	▲	+4.2%	+48
Other	173	▲	+3.0%	+5
Protective Orders	24	▲	+60.0%	+9
<b>GRAND TOTAL</b>	<b>3,461</b>	▼	-11.4%	-444

\* Compared to same time period as previous year

\*\* Case Type Categories are defined in the 2017 Virginia Judicial Workload Assessment




\* Compared to same time period as previous year

\*\* Case Type Categories are defined in the 2017 Virginia Judicial Workload Assessment  
Source: SCV-SQL-Information

**CPSS - GCMS CASELOAD STATISTICS OF THE GENERAL DISTRICT COURTS**

January 2024 thru April 2024 Filings (Compared to January 2023 thru April 2023)

2024 Overall GRAND TOTAL		Distribution of Caseload			Change*		Percentage (%) of Caseload		
<b>6,445</b>	+1,149	<b>Criminal</b>	943	15%	4.1% ▲	+37	<b>Criminal</b>	2023	2024
		<b>Traffic</b>	3,152	49%	42.9% ▲	+947	<b>Traffic</b>	41.6%	48.9%
2024		<b>Civil</b>	1,615	25%	13.7% ▲	+195	<b>Civil</b>	26.8%	25.1%
2023		<b>Civil Commitments</b>	735	11%	-3.9% ▼	-30	<b>Civil Commitments</b>	14.4%	11.4%
		<b>GRAND TOTAL</b>	<b>6,445</b>	100%	21.7% ▲	+1,149	<b>GRAND TOTAL</b>	100%	100%

**Filings by Division & Code**

Division	Case Type Description	Code	Summary	Change	% Change	Absolute Change
<b>Criminal</b>	Misdemeanor	M	539	▲	+2.9%	+15
	Felony	F	221	▲	+10.5%	+21
	Capias	CA	109	▲	+29.8%	+25
	Show Cause	SC	46	▼	-25.8%	-16
	Motion	MO	15	▲	+36.4%	+4
	Civil Violation	CV	13	▼	-48.0%	-12
	<b>Total</b>			<b>943</b>	<b>▲</b>	<b>4.1%</b>
<b>Traffic</b>	Infraction	I	2,390	▲	+45.1%	+743
	Misdemeanor	M	678	▲	+32.9%	+168
	Show Cause	SC	31	▲	+47.6%	+10
	Civil Violation	CV	23	▲	-	+23
	Capias	CA	19	▲	+26.7%	+4
	Felony	F	10	▼	-9.1%	-1
	Restricted Operators License	RL	1	↔	-	-
	<b>Total</b>			<b>3,152</b>	<b>▲</b>	<b>42.9%</b>
<b>Civil</b>	Warrant in Debt	WD	592	▲	+49.1%	+195
	Unlawful Detainer	UD	415	▲	+12.8%	+47
	Garnishment	GA	322	▼	-1.2%	-4
	Other	OT	82	▲	-18.8%	-19
	Preliminary Protective Order	PP	40	▼	-9.1%	-4
	Protective Order	PO	38	▲	+2.7%	+1
	Admin License	AL	31	▼	-47.5%	-28
	Interrogatory	IN	23	▲	+64.3%	+9
	Impoundment	IM	17	▲	+54.5%	+6
	Show Cause	SC	16	▲	+220.0%	+11
	Detinue	DT	11	▲	+120.0%	+6
	Bond Forfeiture	BF	10	▲	-	+10
	Abstract	AJ	7	▼	-69.6%	-16
	Motion for Judgment	MJ	5	▼	-72.2%	-13
	Tenants Assertion	TA	3	▼	-66.7%	-6
	Counter Claim	CC	1	▼	-66.7%	-2
	Overweight	OC	1	▲	-	+1
Petition-Restore Arms	PR	1	▲	-	+1	
<b>Total</b>			<b>1,615</b>	<b>▲</b>	<b>13.7%</b>	<b>+195</b>
<b>Civil Commitments</b>	Mental Commitment	MC	446	▼	-8.8%	-43
	Other	OT	206	▲	+6.7%	+13
	Temporary Detention Order	TD	62	▼	-8.8%	-6
	Emergency Custody Order	EC	21	▲	+40.0%	+6
<b>Total</b>			<b>735</b>	<b>▼</b>	<b>-3.9%</b>	<b>-30</b>
<b>GRAND TOTAL</b>			<b>6,445</b>	<b>▲</b>	<b>21.7%</b>	<b>+1,149</b>

**Filings by Major Case Category\*\***

Category	Summary	Change	% Change	Absolute Change
Felony	231	▲	+9.5%	+20
Garnishment	345	▲	+1.5%	+5
General Civil	622	▲	+46.7%	+198
Infraction/Civil Violation	2,427	▲	+45.2%	+755
Involuntary Civil Commitments	206	▲	+6.7%	+13

\* Compared to same time period as previous year

\*\* Case Type Categories are defined in the 2017 Virginia Judicial Workload Assessment

**CPSS - GCMS CASELOAD STATISTICS OF THE GENERAL DISTRICT COURTS**  
 January 2024 thru April 2024 Filings (Compared to January 2023 thru April 2023)



Landlord /Tenant	418	▼	+10.9%	+41
Misdemeanor	1,218	▲	+17.7%	+183
Other	900	▲	-6.5%	-63
Protective Orders	78	▼	-3.7%	-3
<b>GRAND TOTAL</b>	<b>6,445</b>	▲	21.7%	+1,149

\* Compared to same time period as previous year

\*\* Case Type Categories are defined in the 2017 Virginia Judicial Workload Assessment  
 Source: SCV-SQL-Information

**CPSS - GCMS CASELOAD STATISTICS OF THE GENERAL DISTRICT COURTS**

January 2024 thru April 2024 Filings (Compared to January 2023 thru April 2023)

2024 Overall GRAND TOTAL	Distribution of Caseload			Change*		Percentage (%) of Caseload		
<b>7,347</b> +2,078	<b>Criminal</b>	826	11%	8.7% ▲	+66	<b>Criminal</b>	2023 14.4%	2024 11.2%
 	<b>Traffic</b>	5,148	70%	55.0% ▲	+1,827	<b>Traffic</b>	63.0%	70.1%
	<b>Civil</b>	1,332	18%	14.3% ▲	+167	<b>Civil</b>	22.1%	18.1%
	<b>Civil Commitments</b>	41	1%	78.3% ▲	+18	<b>Civil Commitments</b>	0.4%	0.6%
	<b>GRAND TOTAL</b>	<b>7,347</b>	100%	39.4% ▲	+2,078	<b>GRAND TOTAL</b>	100%	100%

**Filings by Division & Code**

Division	Case Type Description	Code	Summary	Change	% Change	Absolute Change
<b>Criminal</b>	Misdemeanor	M	479	▲	+8.6%	+38
	Felony	F	234	▲	+21.9%	+42
	Capias	CA	71	▲	+4.4%	+3
	Show Cause	SC	22	▼	-40.5%	-15
	Civil Violation	CV	20	▼	-9.1%	-2
	<b>Total</b>			<b>826</b>	<b>▲</b>	<b>8.7%</b>
<b>Traffic</b>	Infraction	I	4,025	▲	+55.9%	+1,443
	Misdemeanor	M	1,096	▲	+57.5%	+400
	Capias	CA	12	▼	-40.0%	-8
	Felony	F	9	▼	-35.7%	-5
	Show Cause	SC	6	▼	-33.3%	-3
	<b>Total</b>			<b>5,148</b>	<b>▲</b>	<b>55.0%</b>
<b>Civil</b>	Warrant in Debt	WD	516	▲	+28.7%	+115
	Garnishment	GA	294	▼	-13.3%	-45
	Unlawful Detainer	UD	259	▲	+7.0%	+17
	Other	OT	73	▲	+55.3%	+26
	Admin License	AL	45	▲	+66.7%	+18
	Impoundment	IM	37	▲	+146.7%	+22
	Preliminary Protective Order	PP	29	▲	+45.0%	+9
	Abstract	AJ	26	▲	+188.9%	+17
	Protective Order	PO	21	▼	-4.5%	-1
	Interrogatory	IN	11	▲	+450.0%	+9
	Motion for Judgment	MJ	6	▼	-50.0%	-6
	Show Cause	SC	5	▼	-37.5%	-3
	Detinue	DT	4	▲	-	+4
	Zoning Violation	ZO	4	▼	-71.4%	-10
	Counter Claim	CC	1	▼	-50.0%	-1
	Petition-Restore Arms	PR	1	↔	-	-
	Capias	CA	0	▼	-100.0%	-1
	Restricted Operators License	RL	0	▼	-100.0%	-1
	Tenants Assertion	TA	0	▼	-100.0%	-2
<b>Total</b>			<b>1,332</b>	<b>▲</b>	<b>14.3%</b>	<b>+167</b>
<b>Civil Commitments</b>	Temporary Detention Order	TD	28	▲	+86.7%	+13
	Emergency Custody Order	EC	10	▲	+66.7%	+4
	Medical Emergency Temporary Detention Order	MT	3	▲	+50.0%	+1
	<b>Total</b>			<b>41</b>	<b>▲</b>	<b>78.3%</b>
<b>GRAND TOTAL</b>			<b>7,347</b>	<b>▲</b>	<b>39.4%</b>	<b>+2,078</b>

**Filings by Major Case Category\*\***

Category	Summary	Change	% Change	Absolute Change
Felony	243	▼	+18.0%	+37
Garnishment	305	▲	-10.6%	-36
General Civil	536	▲	+27.3%	+115
Infraction/Civil Violation	4,045	▲	+55.3%	+1,441
Landlord /Tenant	259	▼	+6.1%	+15
Misdemeanor	1,579	▼	+37.1%	+427
Other	330	▲	+27.4%	+71

\* Compared to same time period as previous year

\*\* Case Type Categories are defined in the 2017 Virginia Judicial Workload Assessment

**CPSS - GCMS CASELOAD STATISTICS OF THE GENERAL DISTRICT COURTS**  
 January 2024 thru April 2024 Filings (Compared to January 2023 thru April 2023)

**York**

District: 9 FIPS: 199

Protective Orders	50	▲	+19.0%	+8
<b>GRAND TOTAL</b>	<b>7,347</b>	▲	39.4%	+2,078

\* Compared to same time period as previous year

\*\* Case Type Categories are defined in the 2017 Virginia Judicial Workload Assessment  
 Source: SCV-SQL-Information

2024 Overall GRAND TOTAL		Distribution of Caseload			Change*		Percentage (%) of Caseload			
<b>1,223</b>	-74	<b>Criminal</b>	131	11%	-45.4%	▼	-109	<b>Criminal</b>	2023: 18.5%	2024: 10.7%
		<b>Traffic</b>	769	63%	-0.3%	▼	-2	<b>Traffic</b>	59.4%	62.9%
2024		<b>Civil</b>	316	26%	14.1%	▲	+39	<b>Civil</b>	21.4%	25.8%
2023		<b>Civil Commitments</b>	7	1%	-22.2%	▼	-2	<b>Civil Commitments</b>	0.7%	0.6%
		<b>GRAND TOTAL</b>	<b>1,223</b>	100%	-5.7%	▼	-74	<b>GRAND TOTAL</b>	100%	100%

**Filings by Division & Code**

Division	Case Type Description	Code	Summary	Change	% Change	Absolute Change
<b>Criminal</b>	Misdemeanor	M	73	▼	-54.4%	-87
	Felony	F	22	▼	-38.9%	-14
	Capias	CA	19	▲	+5.6%	+1
	Show Cause	SC	14	▼	-17.6%	-3
	Civil Violation	CV	3	▼	-66.7%	-6
	<b>Total</b>			<b>131</b>	▼	<b>-45.4%</b>
<b>Traffic</b>	Infraction	I	637	▲	+2.6%	+16
	Misdemeanor	M	119	▼	-3.3%	-4
	Show Cause	SC	7	▼	-22.2%	-2
	Capias	CA	3	▼	-25.0%	-1
	Felony	F	3	▼	-78.6%	-11
	<b>Total</b>			<b>769</b>	▼	<b>-0.3%</b>
<b>Civil</b>	Warrant in Debt	WD	158	▲	+36.2%	+42
	Garnishment	GA	59	▼	-31.4%	-27
	Detinue	DT	32	▲	+255.6%	+23
	Unlawful Detainer	UD	18	▼	-25.0%	-6
	Protective Order	PO	14	▲	+75.0%	+6
	Preliminary Protective Order	PP	13	▲	+62.5%	+5
	Other	OT	10	▲	-	-
	Admin License	AL	4	▼	-55.6%	-5
	Show Cause	SC	4	▲	+33.3%	+1
	Bond Forfeiture	BF	3	▲	+200.0%	+2
	Abstract	AJ	1	↔	-	-
	Impoundment	IM	0	▼	-100.0%	-2
	<b>Total</b>			<b>316</b>	▲	<b>14.1%</b>
<b>Civil Commitments</b>	Emergency Custody Order	EC	6	▲	+200.0%	+4
	Temporary Detention Order	TD	1	▼	-85.7%	-6
	<b>Total</b>		<b>7</b>	▼	<b>-22.2%</b>	<b>-2</b>
<b>GRAND TOTAL</b>			<b>1,223</b>	▼	-5.7%	-74

**Filings by Major Case Category\*\***

Category	Summary	Change	% Change	Absolute Change	
Felony	25	▼	-50.0%	-25	
Garnishment	59	▼	-31.4%	-27	
General Civil	191	▲	+52.8%	+66	
Infraction/Civil Violation	640	▼	+1.6%	+10	
Landlord /Tenant	18	▼	-25.0%	-6	
Misdemeanor	192	▼	-32.2%	-91	
Other	71	▲	-14.5%	-12	
Protective Orders	27	▲	+68.8%	+11	
<b>GRAND TOTAL</b>		<b>1,223</b>	▼	-5.7%	-74

\* Compared to same time period as previous year

\*\* Case Type Categories are defined in the 2017 Virginia Judicial Workload Assessment

2024 Overall GRAND TOTAL	Distribution of Caseload	Change*	Percentage (%) of Caseload
<b>1,345</b> +177			
2024	<b>Criminal</b> 153 11% -17.3% ▼ -32		<b>Criminal</b> 15.8% 11.4%
2023	<b>Traffic</b> 934 69% 23.4% ▲ +177		<b>Traffic</b> 64.8% 69.4%
	<b>Civil</b> 248 18% 15.9% ▲ +34		<b>Civil</b> 18.3% 18.4%
	<b>Civil Commitments</b> 10 1% -16.7% ▼ -2		<b>Civil Commitments</b> 1.0% 0.7%
	<b>GRAND TOTAL</b> 1,345 100% 15.2% ▲ +177		<b>GRAND TOTAL</b> 100% 100%

**Filings by Division & Code**


Division	Case Type Description	Code	Summary	Change	% Change	Absolute Change
<b>Criminal</b>	Misdemeanor	M	93	▼	-17.0%	-19
	Felony	F	40	▼	-4.8%	-2
	Capias	CA	7	▼	-36.4%	-4
	Show Cause	SC	7	▼	-58.8%	-10
	Civil Violation	CV	6	▲	+100.0%	+3
	<b>Total</b>			<b>153</b>	▼	<b>-17.3%</b>
<b>Traffic</b>	Infraction	I	761	▲	+19.7%	+125
	Misdemeanor	M	164	▲	+37.8%	+45
	Show Cause	SC	4	▲	+100.0%	+2
	Civil Violation	CV	3	▲	-	+3
	Capias	CA	1	▲	-	+1
	Felony	F	1	▲	-	+1
<b>Total</b>			<b>934</b>	▲	<b>23.4%</b>	<b>+177</b>
<b>Civil</b>	Warrant in Debt	WD	109	▲	+25.3%	+22
	Garnishment	GA	57	▲	+16.3%	+8
	Impoundment	IM	18	▲	+100.0%	+9
	Other	OT	14	▼	-26.3%	-5
	Unlawful Detainer	UD	14	▼	-39.1%	-9
	Admin License	AL	13	▲	+116.7%	+7
	Preliminary Protective Order	PP	9	▲	+12.5%	+1
	Protective Order	PO	8	▲	+60.0%	+3
	Detinue	DT	3	↔	-	-
	Show Cause	SC	2	▼	-50.0%	-2
	Bond Forfeiture	BF	1	▲	-	+1
	Overweight	OC	0	▼	-100.0%	-1
	<b>Total</b>			<b>248</b>	▲	<b>15.9%</b>
<b>Civil Commitments</b>	Temporary Detention Order	TD	9	▲	+12.5%	+1
	Emergency Custody Order	EC	1	▼	-66.7%	-2
	Petition	PT	0	▼	-100.0%	-1
<b>Total</b>			<b>10</b>	▼	<b>-16.7%</b>	<b>-2</b>
<b>GRAND TOTAL</b>			<b>1,345</b>	▲	15.2%	+177

**Filings by Major Case Category\*\***

Category	Summary	Change	% Change	Absolute Change
Felony	41	▲	-2.4%	-1
Garnishment	57	▲	+16.3%	+8
General Civil	113	▼	+22.8%	+21
Infraction/Civil Violation	770	▲	+20.3%	+130
Involuntary Civil Commitments	0	▼	-100.0%	-1
Landlord /Tenant	14	▼	-39.1%	-9
Misdemeanor	257	▲	+11.3%	+26
Other	76	▲	-1.3%	-1
Protective Orders	17	▲	+30.8%	+4
<b>GRAND TOTAL</b>	<b>1,345</b>	▲	15.2%	+177

\* Compared to same time period as previous year

\*\* Case Type Categories are defined in the 2017 Virginia Judicial Workload Assessment  
 Source: SCV-SQL-Information

2024 Overall GRAND TOTAL		Distribution of Caseload		Change*		Percentage (%) of Caseload		
<b>1,241</b>	-484	<b>Criminal</b>	125 10%	-3.1% ▼	-4	<b>Criminal</b>	2023 7.5%	2024 10.1%
		<b>Traffic</b>	914 74%	-33.7% ▼	-464	<b>Traffic</b>	79.9%	73.7%
		<b>Civil</b>	195 16%	-9.3% ▼	-20	<b>Civil</b>	12.5%	15.7%
		<b>Civil Commitments</b>	7 1%	133.3% ▲	+4	<b>Civil Commitments</b>	0.2%	0.6%
		<b>GRAND TOTAL</b>	<b>1,241</b> 100%	<b>-28.1% ▼</b>	<b>-484</b>	<b>GRAND TOTAL</b>	<b>100%</b>	<b>100%</b>

Filings by Division & Code

Division	Case Type Description	Code	Summary	Change	% Change	Absolute Change
<b>Criminal</b>	Misdemeanor	M	57	▼	-23.0%	-17
	Felony	F	53	▲	+35.9%	+14
	Show Cause	SC	9	▼	-10.0%	-1
	Capias	CA	3	▼	-50.0%	-3
	Civil Violation	CV	3	▲	-	+3
	<b>Total</b>			<b>125</b>	<b>▼</b>	<b>-3.1%</b>
<b>Traffic</b>	Infraction	I	750	▼	-37.6%	-452
	Misdemeanor	M	149	▼	-9.1%	-15
	Show Cause	SC	7	▲	+16.7%	+1
	Felony	F	5	▲	+150.0%	+3
	Capias	CA	3	▼	-25.0%	-1
	<b>Total</b>			<b>914</b>	<b>▼</b>	<b>-33.7%</b>
<b>Civil</b>	Warrant in Debt	WD	102	↔	-	-
	Garnishment	GA	44	▲	+10.0%	+4
	Other	OT	21	▼	+5.0%	+1
	Unlawful Detainer	UD	9	▼	-57.1%	-12
	Protective Order	PO	5	▼	-50.0%	-5
	Preliminary Protective Order	PP	4	▼	-60.0%	-6
	Admin License	AL	3	▲	+50.0%	+1
	Bond Forfeiture	BF	3	▲	+200.0%	+2
	Detinue	DT	2	▲	-	+2
	Impoundment	IM	2	▼	-66.7%	-4
	Interrogatory	IN	0	▼	-100.0%	-2
	Show Cause	SC	0	▼	-100.0%	-1
	<b>Total</b>			<b>195</b>	<b>▼</b>	<b>-9.3%</b>
<b>Civil Commitments</b>	Temporary Detention Order	TD	6	▲	+100.0%	+3
	Emergency Custody Order	EC	1	▲	-	+1
	<b>Total</b>		<b>7</b>	<b>▲</b>	<b>133.3%</b>	<b>+4</b>
<b>GRAND TOTAL</b>			<b>1,241</b>	<b>▼</b>	<b>-28.1%</b>	<b>-484</b>


Filings by Major Case Category\*\*

Category	Summary	Change	% Change	Absolute Change
Felony	58	▲	+41.5%	+17
Garnishment	44	▼	+4.8%	+2
General Civil	105	▲	+1.0%	+1
Infraction/Civil Violation	753	▲	-37.4%	-449
Landlord /Tenant	9	▼	-57.1%	-12
Misdemeanor	206	▼	-13.4%	-32
Other	57	▲	-	0
Protective Orders	9	▼	-55.0%	-11
<b>GRAND TOTAL</b>		<b>1,241</b>	<b>▼</b>	<b>-28.1%</b>

\* Compared to same time period as previous year

\*\* Case Type Categories are defined in the 2017 Virginia Judicial Workload Assessment



2024 Overall GRAND TOTAL		Distribution of Caseload			Change*		Percentage (%) of Caseload		
<b>1,059</b>	-261	<b>Criminal</b>	88	8%	20.5% ▲	+15	<b>Criminal</b>	2023	2024
		<b>Traffic</b>	792	75%	-29.2% ▼	-327	<b>Traffic</b>	5.5%	8.3%
2024		<b>Civil</b>	173	16%	38.4% ▲	+48	<b>Civil</b>	84.8%	74.8%
2023		<b>Civil Commitments</b>	6	1%	100.0% ▲	+3	<b>Civil Commitments</b>	9.5%	16.3%
		<b>GRAND TOTAL</b>	<b>1,059</b>	100%	-19.8% ▼	-261	<b>GRAND TOTAL</b>	100%	100%

Filings by Division & Code

Division	Case Type Description	Code	Summary	Change	% Change	Absolute Change
<b>Criminal</b>	Misdemeanor	M	63	▲	+53.7%	+22
	Felony	F	13	▼	-35.0%	-7
	Show Cause	SC	10	▲	+100.0%	+5
	Capias	CA	1	▼	-80.0%	-4
	Civil Violation	CV	1	▼	-50.0%	-1
	<b>Total</b>			<b>88</b>	<b>▲</b>	<b>20.5%</b>
<b>Traffic</b>	Infraction	I	674	▼	-29.1%	-276
	Misdemeanor	M	113	▼	-30.2%	-49
	Show Cause	SC	3	▼	-40.0%	-2
	Capias	CA	2	↔		-
	<b>Total</b>		<b>792</b>	<b>▼</b>	<b>-29.2%</b>	<b>-327</b>
<b>Civil</b>	Warrant in Debt	WD	88	▲	+158.8%	+54
	Garnishment	GA	41	▼	-12.8%	-6
	Other	OT	14	▲	+250.0%	+10
	Unlawful Detainer	UD	11	▼	-26.7%	-4
	Preliminary Protective Order	PP	9	▼	-25.0%	-3
	Protective Order	PO	3	▲	+50.0%	+1
	Admin License	AL	2	↔		-
	Abstract	AJ	1	▲	-	+1
	Detinue	DT	1	↔		-
	Interrogatory	IN	1	↔		-
	Restricted Operators License	RL	1	▲	-	+1
	Show Cause	SC	1	▲	-	+1
	Impoundment	IM	0	▼	-100.0%	-7
	<b>Total</b>		<b>173</b>	<b>▲</b>	<b>38.4%</b>	<b>+48</b>
<b>Civil Commitments</b>	Temporary Detention Order	TD	4	▲	+33.3%	+1
	Emergency Custody Order	EC	2	▲	-	+2
	<b>Total</b>		<b>6</b>	<b>▲</b>	<b>100.0%</b>	<b>+3</b>
<b>GRAND TOTAL</b>			<b>1,059</b>	<b>▼</b>	<b>-19.8%</b>	<b>-261</b>

Filings by Major Case Category\*\*

Category	Summary	Change	% Change	Absolute Change
Felony	13	▼	-35.0%	-7
Garnishment	42	▼	-12.5%	-6
General Civil	89	▲	+147.2%	+53
Infraction/Civil Violation	675	▼	-29.1%	-277
Landlord /Tenant	11	▼	-26.7%	-4
Misdemeanor	177	▲	-12.8%	-26
Other	40	▲	+25.0%	+8
Protective Orders	12	▲	-14.3%	-2
<b>GRAND TOTAL</b>	<b>1,059</b>	<b>▼</b>	<b>-19.8%</b>	<b>-261</b>

\* Compared to same time period as previous year

\*\* Case Type Categories are defined in the 2017 Virginia Judicial Workload Assessment



Source: SCV-SQL-Information

**CPSS - GCMS CASELOAD STATISTICS OF THE GENERAL DISTRICT COURTS**

January 2024 thru April 2024 Filings (Compared to January 2023 thru April 2023)

**Halifax**

District: 10 FIPS: 083

2024 Overall GRAND TOTAL		Distribution of Caseload			Change*		Percentage (%) of Caseload		
<b>3,290</b>	+332	<b>Criminal</b>	511	16%	-4.7% ▼	-25	<b>Criminal</b>	2023	2024
		<b>Traffic</b>	2,103	64%	17.6% ▲	+314	<b>Traffic</b>	18.1%	15.5%
		<b>Civil</b>	638	19%	6.2% ▲	+37	<b>Civil</b>	60.5%	63.9%
		<b>Civil Commitments</b>	38	1%	18.8% ▲	+6	<b>Civil Commitments</b>	20.3%	19.4%
		<b>GRAND TOTAL</b>	<b>3,290</b>	100%	11.2% ▲	+332	<b>GRAND TOTAL</b>	100%	100%

**Filings by Division & Code**

Division	Case Type Description	Code	Summary	Change	% Change	Absolute Change
<b>Criminal</b>	Misdemeanor	M	312	▲	+11.4%	+32
	Felony	F	103	▼	-20.8%	-27
	Capias	CA	42	▼	-25.0%	-14
	Show Cause	SC	37	▼	-24.5%	-12
	Civil Violation	CV	14	▼	-26.3%	-5
	Restricted Operators License	RL	3	▲	+50.0%	+1
	<b>Total</b>			<b>511</b>	▼	<b>-4.7%</b>
<b>Traffic</b>	Infraction	I	1,666	▲	+15.2%	+220
	Misdemeanor	M	392	▲	+28.1%	+86
	Show Cause	SC	22	▲	+46.7%	+7
	Capias	CA	17	▲	+54.5%	+6
	Restricted Operators License	RL	3	▲	+50.0%	+1
	Felony	F	2	▼	-77.8%	-7
	Civil Violation	CV	1	▲	-	+1
<b>Total</b>			<b>2,103</b>	▲	<b>17.6%</b>	<b>+314</b>
<b>Civil</b>	Warrant in Debt	WD	280	▲	+10.2%	+26
	Garnishment	GA	189	▲	+18.9%	+30
	Other	OT	49	▲	+4.3%	+2
	Unlawful Detainer	UD	34	▼	-33.3%	-17
	Admin License	AL	30	▲	+15.4%	+4
	Detinue	DT	19	▼	-13.6%	-3
	Preliminary Protective Order	PP	18	▼	-10.0%	-2
	Protective Order	PO	7	▼	-12.5%	-1
	Bond Forfeiture	BF	4	▼	-33.3%	-2
	Impoundment	IM	4	▼	-20.0%	-1
	Show Cause	SC	3	▲	-	+3
	Interrogatory	IN	1	▲	-	+1
	Abstract	AJ	0	▼	-100.0%	-3
<b>Total</b>			<b>638</b>	▲	<b>6.2%</b>	<b>+37</b>
<b>Civil Commitments</b>	Temporary Detention Order	TD	23	▲	+43.8%	+7
	Emergency Custody Order	EC	14	▼	-6.7%	-1
	Mental Commitment	MC	1	▲	-	+1
	Medical Emergency Temporary Detention Order	MT	0	▼	-100.0%	-1
<b>Total</b>			<b>38</b>	▲	<b>18.8%</b>	<b>+6</b>
<b>GRAND TOTAL</b>			<b>3,290</b>	▲	11.2%	+332

**Filings by Major Case Category\*\***

Category	Summary	Change	% Change	Absolute Change
Felony	105	▼	-24.5%	-34
Garnishment	190	▲	+19.5%	+31
General Civil	302	▲	+9.0%	+25
Infraction/Civil Violation	1,681	▲	+14.7%	+216
Landlord /Tenant	34	▼	-33.3%	-17
Misdemeanor	710	▲	+20.3%	+120
Other	243	▲	-2.4%	-6
Protective Orders	25	▼	-10.7%	-3
<b>GRAND TOTAL</b>	<b>3,290</b>	▲	11.2%	+332



\* Compared to same time period as previous year

\*\* Case Type Categories are defined in the 2017 Virginia Judicial Workload Assessment

Source: SCV-SQL-Information

\* Compared to same time period as previous year

\*\* Case Type Categories are defined in the 2017 Virginia Judicial Workload Assessment  
Source: SCV-SQL-Information

2024 Overall GRAND TOTAL		Distribution of Caseload			Change*		Percentage (%) of Caseload		
<b>729</b>	+81	<b>Criminal</b>	147	20%	75.0% ▲	+63	<b>Criminal</b>	2023	2024
		<b>Traffic</b>	414	57%	2.7% ▲	+11	<b>Traffic</b>	13.0%	20.2%
		<b>Civil</b>	167	23%	4.4% ▲	+7	<b>Civil</b>	62.2%	56.8%
		<b>Civil Commitments</b>	1	0%	0.0%	0	<b>Civil Commitments</b>	24.7%	22.9%
		<b>GRAND TOTAL</b>	<b>729</b>	100%	12.5% ▲	+81	<b>GRAND TOTAL</b>	100%	100%

Filings by Division & Code



Division	Case Type Description	Code	Summary	Change	% Change	Absolute Change
<b>Criminal</b>	Misdemeanor	M	92	▲	+100.0%	+46
	Felony	F	33	▲	+94.1%	+16
	Show Cause	SC	14	▲	+55.6%	+5
	Capias	CA	5	▼	-28.6%	-2
	Civil Violation	CV	3	▼	-40.0%	-2
	<b>Total</b>			<b>147</b>	<b>▲</b>	<b>75.0%</b>
<b>Traffic</b>	Infraction	I	330	▲	+8.2%	+25
	Misdemeanor	M	81	▼	-15.6%	-15
	Capias	CA	1	↔	-	-
	Felony	F	1	▲	-	+1
	Show Cause	SC	1	↔	-	-
	<b>Total</b>			<b>414</b>	<b>▲</b>	<b>2.7%</b>
<b>Civil</b>	Warrant in Debt	WD	79	▲	+43.6%	+24
	Garnishment	GA	37	▼	-19.6%	-9
	Other	OT	21	▲	+23.5%	+4
	Unlawful Detainer	UD	14	▼	-26.3%	-5
	Preliminary Protective Order	PP	7	▼	-36.4%	-4
	Protective Order	PO	6	▲	+20.0%	+1
	Interrogatory	IN	2	▲	-	+2
	Detinue	DT	1	▼	-66.7%	-2
	Abstract	AJ	0	▼	-100.0%	-2
	Admin License	AL	0	▼	-100.0%	-1
	Petition-Restore Arms	PR	0	▼	-100.0%	-1
	<b>Total</b>			<b>167</b>	<b>▲</b>	<b>4.4%</b>
<b>Civil Commitments</b>	Temporary Detention Order	TD	1	▲	-	+1
	Emergency Custody Order	EC	0	▼	-100.0%	-1
	<b>Total</b>		<b>1</b>		<b>0.0%</b>	<b>0</b>
<b>GRAND TOTAL</b>			<b>729</b>	<b>▲</b>	<b>12.5%</b>	<b>+81</b>

Filings by Major Case Category\*\*

Category	Summary	Change	% Change	Absolute Change	
Felony	34	▲	+100.0%	+17	
Garnishment	39	▲	-15.2%	-7	
General Civil	81	▲	+37.3%	+22	
Infraction/Civil Violation	333	▼	+7.4%	+23	
Landlord /Tenant	14	▼	-26.3%	-5	
Misdemeanor	173	▲	+21.8%	+31	
Other	42	▲	+7.7%	+3	
Protective Orders	13	▼	-18.8%	-3	
<b>GRAND TOTAL</b>		<b>729</b>	<b>▲</b>	<b>12.5%</b>	<b>+81</b>

\* Compared to same time period as previous year

\*\* Case Type Categories are defined in the 2017 Virginia Judicial Workload Assessment

2024 Overall GRAND TOTAL		Distribution of Caseload			Change*		Percentage (%) of Caseload		
<b>5,011</b>	+154	<b>Criminal</b>	450	9%	-10.7% ▼	-54	<b>Criminal</b>	2023	2024
		<b>Traffic</b>	3,832	76%	2.2% ▲	+84	<b>Traffic</b>	10.4%	9.0%
		<b>Civil</b>	687	14%	20.1% ▲	+115	<b>Civil</b>	77.2%	76.5%
		<b>Civil Commitments</b>	42	1%	27.3% ▲	+9	<b>Civil Commitments</b>	11.8%	13.7%
		<b>GRAND TOTAL</b>	<b>5,011</b>	100%	3.2% ▲	+154	<b>GRAND TOTAL</b>	0.7%	0.8%
							<b>GRAND TOTAL</b>	100%	100%

**Filings by Division & Code**

Division	Case Type Description	Code	Summary	Change	% Change	Absolute Change
<b>Criminal</b>	Misdemeanor	M	260	▼	-8.8%	-25
	Felony	F	92	▼	-28.1%	-36
	Capias	CA	43	▲	+48.3%	+14
	Show Cause	SC	43	▼	-12.2%	-6
	Civil Violation	CV	12	▼	-7.7%	-1
	<b>Total</b>			<b>450</b>	▼	<b>-10.7%</b>
<b>Traffic</b>	Infraction	I	2,814	▼	-2.6%	-74
	Misdemeanor	M	992	▲	+17.3%	+146
	Show Cause	SC	14	▲	+133.3%	+8
	Capias	CA	8	▲	+60.0%	+3
	Felony	F	3	▲	+50.0%	+1
	Civil Violation	CV	1	↔		-
	<b>Total</b>			<b>3,832</b>	▲	<b>2.2%</b>
<b>Civil</b>	Warrant in Debt	WD	281	▲	+61.5%	+107
	Garnishment	GA	165	▲	+27.9%	+36
	Unlawful Detainer	UD	58	▼	-37.6%	-35
	Detinue	DT	56	▲	+16.7%	+8
	Other	OT	39	↔		-
	Bond Forfeiture	BF	17	▼	-22.7%	-5
	Preliminary Protective Order	PP	17	▼	-22.7%	-5
	Protective Order	PO	16	▲	+6.7%	+1
	Admin License	AL	14	↔		-
	Impoundment	IM	8	▲	+60.0%	+3
	Abstract	AJ	7	▲	+40.0%	+2
	Motion for Judgment	MJ	4	▲	-	+4
	Interrogatory	IN	2	▼	-33.3%	-1
	Show Cause	SC	2	↔		-
	Petition-Restore Arms	PR	1	▲	-	+1
	Tenants Assertion	TA	0	▼	-100.0%	-1
<b>Total</b>			<b>687</b>	▲	<b>20.1%</b>	<b>+115</b>
<b>Civil Commitments</b>	Temporary Detention Order	TD	23	▲	+15.0%	+3
	Emergency Custody Order	EC	18	▲	+38.5%	+5
	Mental Commitment	MC	1	▲	-	+1
	<b>Total</b>			<b>42</b>	▲	<b>27.3%</b>
<b>GRAND TOTAL</b>			<b>5,011</b>	▲	3.2%	+154

**Filings by Major Case Category\*\***

Category	Summary	Change	% Change	Absolute Change
Felony	95	▲	-26.9%	-35
Garnishment	167	▼	+26.5%	+35
General Civil	344	▲	+53.6%	+120
Infraction/Civil Violation	2,827	▼	-2.6%	-75
Landlord /Tenant	58	▼	-38.3%	-36
Misdemeanor	1,252	▲	+10.7%	+121
Other	235	▲	+13.5%	+28
Protective Orders	33	▼	-10.8%	-4
<b>GRAND TOTAL</b>	<b>5,011</b>	▲	3.2%	+154

\* Compared to same time period as previous year

\*\* Case Type Categories are defined in the 2017 Virginia Judicial Workload Assessment

\* Compared to same time period as previous year

\*\* Case Type Categories are defined in the 2017 Virginia Judicial Workload Assessment  
Source: SCV-SQL-Information

2024 Overall GRAND TOTAL		Distribution of Caseload			Change*		Percentage (%) of Caseload		
<b>3,039</b>	-202	<b>Criminal</b>	373	12%	21.5% ▲	+66	<b>Criminal</b>	2023 9.5%	2024 12.3%
		<b>Traffic</b>	2,071	68%	-15.6% ▼	-383	<b>Traffic</b>	75.7%	68.1%
2024		<b>Civil</b>	561	18%	27.2% ▲	+120	<b>Civil</b>	13.6%	18.5%
2023		<b>Civil Commitments</b>	34	1%	-12.8% ▼	-5	<b>Civil Commitments</b>	1.2%	1.1%
		<b>GRAND TOTAL</b>	<b>3,039</b>	100%	-6.2% ▼	-202	<b>GRAND TOTAL</b>	100%	100%

**Filings by Division & Code**

Division	Case Type Description	Code	Summary	Change	% Change	Absolute Change
<b>Criminal</b>	Misdemeanor	M	240	▲	+48.1%	+78
	Felony	F	56	▲	+5.7%	+3
	Show Cause	SC	52	▼	-11.9%	-7
	Capias	CA	17	▼	-29.2%	-7
	Civil Violation	CV	8	▼	-11.1%	-1
	<b>Total</b>			<b>373</b>	<b>▲</b>	<b>21.5%</b>
<b>Traffic</b>	Infraction	I	1,830	▼	-17.2%	-381
	Misdemeanor	M	227	▼	-3.4%	-8
	Felony	F	7	▲	+600.0%	+6
	Capias	CA	4	▲	+33.3%	+1
	Show Cause	SC	2	▼	-50.0%	-2
	Civil Violation	CV	1	▲	-	+1
	<b>Total</b>			<b>2,071</b>	<b>▼</b>	<b>-15.6%</b>
<b>Civil</b>	Warrant in Debt	WD	174	▲	+38.1%	+48
	Garnishment	GA	136	▲	+19.3%	+22
	Unlawful Detainer	UD	102	▲	+8.5%	+8
	Detinue	DT	57	▲	+46.2%	+18
	Other	OT	32	▼	+45.5%	+10
	Admin License	AL	25	▼	-26.5%	-9
	Preliminary Protective Order	PP	11	▲	+175.0%	+7
	Show Cause	SC	8	▲	+700.0%	+7
	Protective Order	PO	7	▲	+16.7%	+1
	Motion for Judgment	MJ	3	▲	-	+3
	Abstract	AJ	2	▲	-	+2
	Interrogatory	IN	2	▲	-	+2
	Restricted Operators License	RL	1	▲	-	+1
	Tenants Assertion	TA	1	▲	-	+1
	Impoundment	IM	0	▼	-100.0%	-1
	<b>Total</b>			<b>561</b>	<b>▲</b>	<b>27.2%</b>
<b>Civil Commitments</b>	Temporary Detention Order	TD	20	▼	-23.1%	-6
	Emergency Custody Order	EC	13	▲	+8.3%	+1
	Medical Emergency Temporary Detention Order	MT	1	▲	-	+1
	Medical Emergency Custody Order	ME	0	▼	-100.0%	-1
	<b>Total</b>			<b>34</b>	<b>▼</b>	<b>-12.8%</b>
<b>GRAND TOTAL</b>			<b>3,039</b>	<b>▼</b>	<b>-6.2%</b>	<b>-202</b>

**Filings by Major Case Category\*\***

Category	Summary	Change	% Change	Absolute Change
Felony	63	▲	+16.7%	+9
Garnishment	138	▲	+21.1%	+24
General Civil	234	▲	+40.1%	+67
Infraction/Civil Violation	1,839	▲	-17.2%	-381
Landlord /Tenant	103	▲	+9.6%	+9
Misdemeanor	468	▲	+17.9%	+71
Other	176	▲	-4.9%	-9
Protective Orders	18	▲	+80.0%	+8
<b>GRAND TOTAL</b>	<b>3,039</b>	<b>▼</b>	<b>-6.2%</b>	<b>-202</b>



\* Compared to same time period as previous year

\*\* Case Type Categories are defined in the 2017 Virginia Judicial Workload Assessment

\* Compared to same time period as previous year

\*\* Case Type Categories are defined in the 2017 Virginia Judicial Workload Assessment  
Source: SCV-SQL-Information



2024 Overall GRAND TOTAL		Distribution of Caseload			Change*		Percentage (%) of Caseload		
<b>1,083</b>	+107	<b>Criminal</b>	110	10%	31.0% ▲	+26	<b>Criminal</b>	2023	2024
		<b>Traffic</b>	746	69%	6.1% ▲	+43	<b>Traffic</b>	8.6%	10.2%
		<b>Civil</b>	226	21%	24.9% ▲	+45	<b>Civil</b>	72.0%	68.9%
		<b>Civil Commitments</b>	1	0%	-87.5% ▼	-7	<b>Civil Commitments</b>	18.5%	20.9%
		<b>GRAND TOTAL</b>	<b>1,083</b>	100%	11.0% ▲	+107	<b>GRAND TOTAL</b>	0.8%	0.1%
							<b>GRAND TOTAL</b>	100%	100%

**Filings by Division & Code**

Division	Case Type Description	Code	Summary	Change	% Change	Absolute Change
<b>Criminal</b>	Misdemeanor	M	58	↔		-
	Felony	F	29	▲	+123.1%	+16
	Capias	CA	10	▲	+150.0%	+6
	Show Cause	SC	10	▲	+233.3%	+7
	Civil Violation	CV	3	▼	-50.0%	-3
	<b>Total</b>			<b>110</b>	<b>▲</b>	<b>31.0%</b>
<b>Traffic</b>	Infraction	I	574	▲	+10.6%	+55
	Misdemeanor	M	151	▼	-10.7%	-18
	Show Cause	SC	10	▲	+42.9%	+3
	Capias	CA	6	↔		-
	Felony	F	2	↔		-
	Restricted Operators License	RL	2	▲	-	+2
	Civil Violation	CV	1	▲	-	+1
	<b>Total</b>			<b>746</b>	<b>▲</b>	<b>6.1%</b>
<b>Civil</b>	Warrant in Debt	WD	128	▲	+60.0%	+48
	Garnishment	GA	68	▲	+25.9%	+14
	Admin License	AL	10	▼	-33.3%	-5
	Unlawful Detainer	UD	9	↔		-
	Abstract	AJ	3	↔		-
	Detinue	DT	2	▲	-	+2
	Impoundment	IM	2	▼	-33.3%	-1
	Other	OT	2	▼	-71.4%	-5
	Protective Order	PO	2	▼	-33.3%	-1
	Counter Claim	CC	0	▼	-100.0%	-1
	Interrogatory	IN	0	▼	-100.0%	-1
	Preliminary Protective Order	PP	0	▼	-100.0%	-3
	Show Cause	SC	0	▼	-100.0%	-2
<b>Total</b>			<b>226</b>	<b>▲</b>	<b>24.9%</b>	<b>+45</b>
<b>Civil Commitments</b>	Temporary Detention Order	TD	1	▼	-75.0%	-3
	Emergency Custody Order	EC	0	▼	-100.0%	-4
	<b>Total</b>			<b>1</b>	<b>▼</b>	<b>-87.5%</b>
<b>GRAND TOTAL</b>			<b>1,083</b>	<b>▲</b>	<b>11.0%</b>	<b>+107</b>

**Filings by Major Case Category\*\***

Category	Summary	Change	% Change	Absolute Change
Felony	31	▲	+106.7%	+16
Garnishment	68	▼	+23.6%	+13
General Civil	130	▲	+62.5%	+50
Infraction/Civil Violation	578	▲	+10.1%	+53
Landlord /Tenant	9	↔		0
Misdemeanor	211	▲	-7.0%	-16
Other	54	▼	-8.5%	-5
Protective Orders	2	▼	-66.7%	-4
<b>GRAND TOTAL</b>	<b>1,083</b>	<b>▲</b>	<b>11.0%</b>	<b>+107</b>

\* Compared to same time period as previous year

\*\* Case Type Categories are defined in the 2017 Virginia Judicial Workload Assessment

Source: SCV-SQL-Information

2024 Overall GRAND TOTAL		Distribution of Caseload			Change*		Percentage (%) of Caseload		
<b>4,880</b> +859 	<b>Criminal</b>	477	10%	44.5% ▲	+147	<b>Criminal</b>	2023	2024	
	<b>Traffic</b>	3,521	72%	21.3% ▲	+618	<b>Traffic</b>	8.2%	9.8%	
	<b>Civil</b>	621	13%	9.1% ▲	+52	<b>Civil</b>	72.2%	72.2%	
	<b>Civil Commitments</b>	261	5%	19.2% ▲	+42	<b>Civil Commitments</b>	14.2%	12.7%	
	<b>GRAND TOTAL</b>	<b>4,880</b>	100%	21.4% ▲	+859	<b>GRAND TOTAL</b>	5.4%	5.3%	
						<b>GRAND TOTAL</b>	100%	100%	

Filings by Division & Code

Division	Case Type Description	Code	Summary	Change	% Change	Absolute Change
<b>Criminal</b>	Misdemeanor	M	303	▲	+38.4%	+84
	Felony	F	106	▲	+58.2%	+39
	Capias	CA	47	▲	+104.3%	+24
	Civil Violation	CV	12	▼	-29.4%	-5
	Show Cause	SC	9	▲	+125.0%	+5
	<b>Total</b>			<b>477</b>	<b>▲</b>	<b>44.5%</b>
<b>Traffic</b>	Infraction	I	2,533	▲	+22.5%	+466
	Misdemeanor	M	932	▲	+14.2%	+116
	Capias	CA	55	▲	+243.8%	+39
	Show Cause	SC	1	↔		-
	Restricted Operators License	RL	0	▼	-100.0%	-3
	<b>Total</b>			<b>3,521</b>	<b>▲</b>	<b>21.3%</b>
<b>Civil</b>	Warrant in Debt	WD	241	▲	+12.6%	+27
	Garnishment	GA	225	▲	+30.8%	+53
	Unlawful Detainer	UD	77	▼	-19.8%	-19
	Other	OT	29	▼	-14.7%	-5
	Protective Order	PO	10	▲	+25.0%	+2
	Preliminary Protective Order	PP	7	▼	-41.7%	-5
	Admin License	AL	6	▼	-45.5%	-5
	Show Cause	SC	6	▼	-40.0%	-4
	Motion for Judgment	MJ	5	▲	+150.0%	+3
	Detinue	DT	4	↔		-
	Abstract	AJ	3	↔		-
	Interrogatory-Not	IC	3	▲	-	+3
	Petition-Restore Arms	PR	3	▲	+50.0%	+1
	Impoundment	IM	2	▲	-	+2
	Overweight	OC	0	▼	-100.0%	-1
	<b>Total</b>			<b>621</b>	<b>▲</b>	<b>9.1%</b>
<b>Civil Commitments</b>	Other	OT	141	▲	+36.9%	+38
	Mental Commitment	MC	96	▲	+18.5%	+15
	Temporary Detention Order	TD	13	▲	+1,200.0%	+12
	Emergency Custody Order	EC	11	▼	-67.6%	-23
	<b>Total</b>			<b>261</b>	<b>▲</b>	<b>19.2%</b>
<b>GRAND TOTAL</b>			<b>4,880</b>	<b>▲</b>	<b>21.4%</b>	<b>+859</b>

Filings by Major Case Category\*\*

Category	Summary	Change	% Change	Absolute Change
Felony	106	▲	+58.2%	+39
Garnishment	225	▲	+30.8%	+53
General Civil	253	▲	+14.0%	+31
Infraction/Civil Violation	2,545	▼	+22.1%	+460
Involuntary Civil Commitments	141	▲	+36.9%	+38
Landlord /Tenant	77	▼	-19.8%	-19
Misdemeanor	1,235	▼	+19.0%	+197
Other	281	▲	+28.9%	+63
Protective Orders	17	▼	-15.0%	-3

\* Compared to same time period as previous year

\*\* Case Type Categories are defined in the 2017 Virginia Judicial Workload Assessment

Source: SCV-SQL-Information

**CPSS - GCMS CASELOAD STATISTICS OF THE GENERAL DISTRICT COURTS**

January 2024 thru April 2024 Filings (Compared to January 2023 thru April 2023)

*GRAND TOTAL*

**4,880**


▲

21.4%

+859

\* Compared to same time period as previous year

\*\* Case Type Categories are defined in the 2017 Virginia Judicial Workload Assessment  
Source: SCV-SQL-Information

2024 Overall GRAND TOTAL		Distribution of Caseload			Change*		Percentage (%) of Caseload		
<b>1,783</b> +260 	<b>Criminal</b>	205	11%	0.0%	0	<b>Criminal</b>	2023	2024	
	<b>Traffic</b>	1,081	61%	33.3% ▲	+270	<b>Traffic</b>	13.5%	11.5%	
	<b>Civil</b>	310	17%	-1.3% ▼	-4	<b>Civil</b>	53.3%	60.6%	
	<b>Civil Commitments</b>	187	10%	-3.1% ▼	-6	<b>Civil Commitments</b>	20.6%	17.4%	
	<b>GRAND TOTAL</b>	<b>1,783</b>	100%	17.1% ▲	+260	<b>GRAND TOTAL</b>	12.7%	10.5%	
						<b>GRAND TOTAL</b>	100%	100%	

Filings by Division & Code

Division	Case Type Description	Code	Summary	Change	% Change	Absolute Change
<b>Criminal</b>	Misdemeanor	M	127	▲	+12.4%	+14
	Felony	F	53	▼	-11.7%	-7
	Show Cause	SC	13	▼	-13.3%	-2
	Capias	CA	8	↔		-
	Civil Violation	CV	4	▼	-55.6%	-5
	<b>Total</b>			<b>205</b>		<b>0.0%</b>
<b>Traffic</b>	Infraction	I	852	▲	+36.3%	+227
	Misdemeanor	M	213	▲	+26.0%	+44
	Capias	CA	7	↔		-
	Show Cause	SC	6	▼	-33.3%	-3
	Felony	F	3	▲	+200.0%	+2
	<b>Total</b>			<b>1,081</b>	▲	<b>33.3%</b>
<b>Civil</b>	Warrant in Debt	WD	139	▲	+19.8%	+23
	Garnishment	GA	70	▼	-23.9%	-22
	Unlawful Detainer	UD	35	▼	-31.4%	-16
	Detinue	DT	26	▲	+30.0%	+6
	Other	OT	14	▼		-
	Protective Order	PO	9	▲	+125.0%	+5
	Preliminary Protective Order	PP	6	↔		-
	Abstract	AJ	3	▲		+3
	Admin License	AL	2	▼	-60.0%	-3
	Counter Claim	CC	2	▲		+2
	Show Cause	SC	2	↔		-
	Bond Forfeiture	BF	1	▲		+1
	Motion for Judgment	MJ	1	↔		-
	Interrogatory	IN	0	▼	-100.0%	-2
	Tenants Assertion	TA	0	▼	-100.0%	-1
<b>Total</b>			<b>310</b>	▼	<b>-1.3%</b>	<b>-4</b>
<b>Civil Commitments</b>	Mental Commitment	MC	136	▼	-20.9%	-36
	Other	OT	32	▲		+32
	Temporary Detention Order	TD	13	▼	-7.1%	-1
	Emergency Custody Order	EC	6	▼	-14.3%	-1
	<b>Total</b>			<b>187</b>	▼	<b>-3.1%</b>
<b>GRAND TOTAL</b>			<b>1,783</b>	▲	17.1%	+260

Filings by Major Case Category\*\*

Category	Summary	Change	% Change	Absolute Change
Felony	56	▲	-8.2%	-5
Garnishment	70	▼	-25.5%	-24
General Civil	166	▼	+20.3%	+28
Infraction/Civil Violation	856	▼	+35.0%	+222
Involuntary Civil Commitments	32	▲	-	+32
Landlord /Tenant	35	▼	-32.7%	-17
Misdemeanor	340	▲	+20.6%	+58
Other	213	▲	-15.5%	-39
Protective Orders	15	▲	+50.0%	+5

\* Compared to same time period as previous year

\*\* Case Type Categories are defined in the 2017 Virginia Judicial Workload Assessment

Source: SCV-SQL-Information

**CPSS - GCMS CASELOAD STATISTICS OF THE GENERAL DISTRICT COURTS**

January 2024 thru April 2024 Filings (Compared to January 2023 thru April 2023)

*GRAND TOTAL*

**1,783**

▲

17.1%

+260

\* Compared to same time period as previous year

\*\* Case Type Categories are defined in the 2017 Virginia Judicial Workload Assessment  
Source: SCV-SQL-Information

**CPSS - GCMS CASELOAD STATISTICS OF THE GENERAL DISTRICT COURTS**

January 2024 thru April 2024 Filings (Compared to January 2023 thru April 2023)

2024 Overall GRAND TOTAL		Distribution of Caseload			Change*		Percentage (%) of Caseload		
<b>7,957</b>	+97	<b>Criminal</b>	970	12%	35.7% ▲	+255	<b>Criminal</b>	2023 9.1%	2024 12.2%
		<b>Traffic</b>	2,791	35%	-20.0% ▼	-696	<b>Traffic</b>	44.4%	35.1%
2024		<b>Civil</b>	2,914	37%	6.0% ▲	+165	<b>Civil</b>	35.0%	36.6%
2023		<b>Civil Commitments</b>	1,282	16%	41.0% ▲	+373	<b>Civil Commitments</b>	11.6%	16.1%
		<b>GRAND TOTAL</b>	<b>7,957</b>	100%	1.2% ▲	+97	<b>GRAND TOTAL</b>	100%	100%

**Filings by Division & Code**

Division	Case Type Description	Code	Summary	Change	% Change	Absolute Change
<b>Criminal</b>	Misdemeanor	M	500	▲	+19.6%	+82
	Felony	F	253	▲	+38.3%	+70
	Capias	CA	124	▲	+74.6%	+53
	Show Cause	SC	84	▲	+162.5%	+52
	Civil Violation	CV	9	▼	-18.2%	-2
	<b>Total</b>			<b>970</b>	<b>▲</b>	<b>35.7%</b>
<b>Traffic</b>	Infraction	I	1,827	▼	-27.9%	-706
	Misdemeanor	M	888	↔	-	-
	Capias	CA	26	▲	+100.0%	+13
	Felony	F	25	▲	+8.7%	+2
	Restricted Operators License	RL	14	▲	+16.7%	+2
	Other	O	6	▼	-50.0%	-6
	Show Cause	SC	4	▲	+33.3%	+1
	Civil Violation	CV	1	▼	-66.7%	-2
	<b>Total</b>			<b>2,791</b>	<b>▼</b>	<b>-20.0%</b>
<b>Civil</b>	Unlawful Detainer	UD	1,025	▼	-13.9%	-166
	Garnishment	GA	909	▲	+36.3%	+242
	Warrant in Debt	WD	679	▲	+18.9%	+108
	Other	OT	79	▼	-24.0%	-25
	Bond Forfeiture	BF	44	▲	+388.9%	+35
	Preliminary Protective Order	PP	43	▲	+19.4%	+7
	Protective Order	PO	33	▲	+120.0%	+18
	Show Cause	SC	31	▼	-27.9%	-12
	Detinue	DT	18	▼	-60.9%	-28
	Abstract	AJ	17	▼	-48.5%	-16
	Motion for Judgment	MJ	15	▼	-16.7%	-3
	Interrogatory	IN	10	▲	+900.0%	+9
	Admin License	AL	7	▲	+75.0%	+3
	Petition-Restore Arms	PR	2	▼	-66.7%	-4
	Counter Claim	CC	1	▼	-50.0%	-1
	Tenants Assertion	TA	1	▼	-50.0%	-1
Mechanic's Lien	ML	0	▼	-100.0%	-1	
<b>Total</b>			<b>2,914</b>	<b>▲</b>	<b>6.0%</b>	<b>+165</b>
<b>Civil Commitments</b>	Mental Commitment	MC	856	▲	+35.4%	+224
	Other	OT	331	▲	+43.9%	+101
	Temporary Detention Order	TD	60	▲	+76.5%	+26
	Emergency Custody Order	EC	33	▲	+153.8%	+20
	Medical Emergency Temporary Detention Order	MT	2	▲	-	+2
<b>Total</b>			<b>1,282</b>	<b>▲</b>	<b>41.0%</b>	<b>+373</b>
<b>GRAND TOTAL</b>			<b>7,957</b>	<b>▲</b>	<b>1.2%</b>	<b>+97</b>

**Filings by Major Case Category\*\***

Category	Summary	Change	% Change	Absolute Change
Felony	278	▲	+35.0%	+72
Garnishment	919	▲	+37.6%	+251
General Civil	726	▼	+8.7%	+58
Infraction/Civil Violation	1,843	▼	-28.0%	-716
Involuntary Civil Commitments	331	▲	+43.9%	+101

\* Compared to same time period as previous year

\*\* Case Type Categories are defined in the 2017 Virginia Judicial Workload Assessment

**CPSS - GCMS CASELOAD STATISTICS OF THE GENERAL DISTRICT COURTS**

January 2024 thru April 2024 Filings (Compared to January 2023 thru April 2023)



**Petersburg**

District: 11 FIPS: 730

Landlord /Tenant	1,026	▼	-14.0%	-167
Misdemeanor	1,402	▲	+6.4%	+84
Other	1,356	▲	+40.2%	+389
Protective Orders	76	▲	+49.0%	+25
<b>GRAND TOTAL</b>	<b>7,957</b>	▲	1.2%	+97

\* Compared to same time period as previous year

\*\* Case Type Categories are defined in the 2017 Virginia Judicial Workload Assessment  
Source: SCV-SQL-Information

2024 Overall GRAND TOTAL		Distribution of Caseload			Change*		Percentage (%) of Caseload		
<b>1,688</b>	+331	<b>Criminal</b>	217	13%	-9.6% ▼	-23	<b>Criminal</b>	2023	2024
		<b>Traffic</b>	1,145	68%	38.5% ▲	+318	<b>Traffic</b>	17.7%	12.9%
		<b>Civil</b>	322	19%	16.2% ▲	+45	<b>Civil</b>	60.9%	67.8%
		<b>Civil Commitments</b>	4	0%	-69.2% ▼	-9	<b>Civil Commitments</b>	20.4%	19.1%
		<b>GRAND TOTAL</b>	<b>1,688</b>	100%	24.4% ▲	+331	<b>GRAND TOTAL</b>	1.0%	0.2%
							<b>GRAND TOTAL</b>	100%	100%

Filings by Division & Code

Division	Case Type Description	Code	Summary	Change	% Change	Absolute Change
<b>Criminal</b>	Misdemeanor	M	116	▼	-2.5%	-3
	Felony	F	61	▲	+1.7%	+1
	Show Cause	SC	17	▼	-39.3%	-11
	Civil Violation	CV	15	▲	+15.4%	+2
	Capias	CA	8	▼	-60.0%	-12
	<b>Total</b>			<b>217</b>	▼	<b>-9.6%</b>
<b>Traffic</b>	Infraction	I	947	▲	+40.7%	+274
	Misdemeanor	M	182	▲	+32.8%	+45
	Capias	CA	8	▲	+33.3%	+2
	Show Cause	SC	8	▼	-20.0%	-2
	Felony	F	0	▼	-100.0%	-1
	<b>Total</b>			<b>1,145</b>	▲	<b>38.5%</b>
<b>Civil</b>	Warrant in Debt	WD	194	▲	+88.3%	+91
	Garnishment	GA	59	▼	-14.5%	-10
	Admin License	AL	16	▲	+14.3%	+2
	Unlawful Detainer	UD	14	▼	-41.7%	-10
	Impoundment	IM	11	↔		-
	Other	OT	8	▲	+14.3%	+1
	Preliminary Protective Order	PP	8	▲	+60.0%	+3
	Protective Order	PO	7	▲	+40.0%	+2
	Detinue	DT	4	▲	-	+4
	Abstract	AJ	1	↔		-
	Interrogatory-Not	IC	0	▼	-100.0%	-1
	Motion for Judgment	MJ	0	▼	-100.0%	-4
	Tenants Assertion	TA	0	▼	-100.0%	-1
	Zoning Violation	ZO	0	▼	-100.0%	-32
	<b>Total</b>			<b>322</b>	▲	<b>16.2%</b>
<b>Civil Commitments</b>	Temporary Detention Order	TD	3	▼	-66.7%	-6
	Emergency Custody Order	EC	1	▼	-50.0%	-1
	Other	OT	0	▼	-100.0%	-2
<b>Total</b>			<b>4</b>	▼	<b>-69.2%</b>	<b>-9</b>
<b>GRAND TOTAL</b>			<b>1,688</b>	▲	24.4%	+331

Filings by Major Case Category\*\*

Category	Summary	Change	% Change	Absolute Change
Felony	61	▼		0
Garnishment	59	▼	-14.5%	-10
General Civil	199	▲	+84.3%	+91
Infraction/Civil Violation	962	▲	+40.2%	+276
Involuntary Civil Commitments	0	▼	-100.0%	-2
Landlord /Tenant	14	▼	-44.0%	-11
Misdemeanor	298	▼	+3.5%	+10
Other	80	▼	-25.9%	-28
Protective Orders	15	▲	+50.0%	+5
<b>GRAND TOTAL</b>	<b>1,688</b>	▲	24.4%	+331

\* Compared to same time period as previous year

\*\* Case Type Categories are defined in the 2017 Virginia Judicial Workload Assessment  
 Source: SCV-SQL-Information



\* Compared to same time period as previous year

\*\* Case Type Categories are defined in the 2017 Virginia Judicial Workload Assessment  
Source: SCV-SQL-Information

2024 Overall GRAND TOTAL		Distribution of Caseload			Change*		Percentage (%) of Caseload			
<b>26,132</b>	-2,175	<b>Criminal</b>	3,622	14%	-4.8%	▼	-181	<b>Criminal</b>	2023: 13.4%	2024: 13.9%
		<b>Traffic</b>	10,293	39%	-25.8%	▼	-3,581	<b>Traffic</b>	49.0%	39.4%
2024		<b>Civil</b>	12,064	46%	15.5%	▲	+1,621	<b>Civil</b>	36.9%	46.2%
2023		<b>Civil Commitments</b>	153	1%	-18.2%	▼	-34	<b>Civil Commitments</b>	0.7%	0.6%
		<b>GRAND TOTAL</b>	<b>26,132</b>	100%	-7.7%	▼	-2,175	<b>GRAND TOTAL</b>	100%	100%

Filings by Division & Code

Division	Case Type Description	Code	Summary	Change	% Change	Absolute Change
<b>Criminal</b>	Misdemeanor	M	1,943	▲	+4.6%	+86
	Felony	F	1,111	▼	-12.8%	-163
	Capias	CA	375	▼	-22.8%	-111
	Show Cause	SC	153	▲	+18.6%	+24
	Civil Violation	CV	33	▼	-36.5%	-19
	Motion	MO	6	▲	+20.0%	+1
	Restricted Operators License	RL	1	▲	-	+1
	<b>Total</b>			<b>3,622</b>	▼	<b>-4.8%</b>
<b>Traffic</b>	Infraction	I	5,873	▼	-30.6%	-2,590
	Misdemeanor	M	3,705	▼	-18.1%	-817
	Capias	CA	253	▼	-35.1%	-137
	Show Cause	SC	194	▲	+4.9%	+9
	Felony	F	120	▼	-5.5%	-7
	Motion	MO	63	▼	-26.7%	-23
	Civil Violation	CV	57	▼	-25.0%	-19
	Restricted Operators License	RL	28	▲	+16.7%	+4
	Other	O	0	▼	-100.0%	-1
<b>Total</b>			<b>10,293</b>	▼	<b>-25.8%</b>	<b>-3,581</b>
<b>Civil</b>	Warrant in Debt	WD	4,938	▲	+35.6%	+1,296
	Garnishment	GA	3,154	▲	+8.5%	+246
	Unlawful Detainer	UD	2,632	▲	+4.7%	+118
	Other	OT	309	▲	+1.0%	+3
	Preliminary Protective Order	PP	173	▲	+5.5%	+9
	Admin License	AL	168	▼	-34.6%	-89
	Protective Order	PO	162	▲	+8.0%	+12
	Show Cause	SC	140	▼	-1.4%	-2
	Motion for Judgment	MJ	85	▲	+46.6%	+27
	Abstract	AJ	79	▼	-7.1%	-6
	Interrogatory	IN	75	▲	+70.5%	+31
	Impoundment	IM	36	▲	+63.6%	+14
	Bond Forfeiture	BF	35	▼	-46.2%	-30
	Detinue	DT	31	▼	-22.5%	-9
	Interrogatory-Not	IC	17	▲	+54.5%	+6
	Counter Claim	CC	9	▼	-25.0%	-3
	Capias	CA	8	▼	-20.0%	-2
	Tenants Assertion	TA	7	▲	+40.0%	+2
	Petition-Restore Arms	PR	4	▼	-42.9%	-3
	Petition to Require Blood Test	BT	1	▲	-	+1
Third Party Claim	TH	1	▲	-	+1	
Cross Claim	CR	0	▼	-100.0%	-1	
<b>Total</b>			<b>12,064</b>	▲	<b>15.5%</b>	<b>+1,621</b>
<b>Civil Commitments</b>	Temporary Detention Order	TD	114	▼	-5.8%	-7
	Emergency Custody Order	EC	36	▼	-43.8%	-28
	Mental Commitment	MC	2	▲	-	+2
	Medical Emergency Temporary Detention Order	MT	1	▲	-	+1
	Medical Emergency Custody Order	ME	0	▼	-100.0%	-2
<b>Total</b>			<b>153</b>	▼	<b>-18.2%</b>	<b>-34</b>
<b>GRAND TOTAL</b>			<b>26,132</b>	▼	<b>-7.7%</b>	<b>-2,175</b>

\* Compared to same time period as previous year



\*\* Case Type Categories are defined in the 2017 Virginia Judicial Workload Assessment

**Filings by Major Case Category\*\***

Category	Summary	Change	% Change	Absolute Change
Felony	1,231	▼	-12.1%	-170
Garnishment	3,229	▲	+9.4%	+277
General Civil	5,145	▲	+35.1%	+1,337
Infraction/Civil Violation	5,963	▼	-30.6%	-2,629
Landlord /Tenant	2,639	▲	+4.8%	+120
Misdemeanor	5,677	▲	-11.3%	-726
Other	1,913	▲	-17.5%	-405
Protective Orders	335	▲	+6.7%	+21
<b>GRAND TOTAL</b>	<b>26,132</b>	▼	-7.7%	-2,175

\* Compared to same time period as previous year

\*\* Case Type Categories are defined in the 2017 Virginia Judicial Workload Assessment  
 Source: SCV-SQL-Information

2024 Overall GRAND TOTAL		Distribution of Caseload			Change*		Percentage (%) of Caseload			
<b>2,790</b>	-373	<b>Criminal</b>	755	27%	-1.6%	▼	-12	<b>Criminal</b>	2023: 24.2%	2024: 27.1%
		<b>Traffic</b>	1,214	44%	-17.7%	▼	-261	<b>Traffic</b>	46.6%	43.5%
		<b>Civil</b>	798	29%	-11.9%	▼	-108	<b>Civil</b>	28.6%	28.6%
		<b>Civil Commitments</b>	23	1%	53.3%	▲	+8	<b>Civil Commitments</b>	0.5%	0.8%
		<b>GRAND TOTAL</b>	<b>2,790</b>	100%	-11.8%	▼	-373	<b>GRAND TOTAL</b>	100%	100%

**Filings by Division & Code**

Division	Case Type Description	Code	Summary	Change	% Change	Absolute Change
<b>Criminal</b>	Misdemeanor	M	395	▲	+4.5%	+17
	Felony	F	192	▼	-5.9%	-12
	Capias	CA	107	▼	-15.7%	-20
	Show Cause	SC	45	▲	+7.1%	+3
	Civil Violation	CV	16	↔		-
	<b>Total</b>			<b>755</b>	▼	<b>-1.6%</b>
<b>Traffic</b>	Infraction	I	817	▼	-25.0%	-273
	Misdemeanor	M	355	▲	+2.6%	+9
	Capias	CA	26	↔		-
	Show Cause	SC	10	▲	+66.7%	+4
	Felony	F	5	▲	+25.0%	+1
	Other	O	1	↔		-
	Civil Violation	CV	0	▼	-100.0%	-1
	Restricted Operators License	RL	0	▼	-100.0%	-1
<b>Total</b>			<b>1,214</b>	▼	<b>-17.7%</b>	<b>-261</b>
<b>Civil</b>	Warrant in Debt	WD	306	▼	-19.3%	-73
	Garnishment	GA	209	▼	-13.3%	-32
	Unlawful Detainer	UD	189	▲	+8.0%	+14
	Other	OT	21	▲	-8.7%	-2
	Admin License	AL	19	▼	-17.4%	-4
	Preliminary Protective Order	PP	9	▼	-30.8%	-4
	Protective Order	PO	9	▼	-10.0%	-1
	Detinue	DT	7	▼	-46.2%	-6
	Motion for Judgment	MJ	7	▲	+250.0%	+5
	Abstract	AJ	6	▼	-45.5%	-5
	Bond Forfeiture	BF	5	↔		-
	Impoundment	IM	3	▼	-25.0%	-1
	Interrogatory	IN	3	▲	+200.0%	+2
	Show Cause	SC	2	▼	-66.7%	-4
	Interrogatory-Not	IC	1	▲	-	+1
	Petition-Restore Arms	PR	1	▲	-	+1
Tenants Assertion	TA	1	▲	-	+1	
<b>Total</b>			<b>798</b>	▼	<b>-11.9%</b>	<b>-108</b>
<b>Civil Commitments</b>	Temporary Detention Order	TD	14	▲	+55.6%	+5
	Emergency Custody Order	EC	9	▲	+50.0%	+3
	<b>Total</b>			<b>23</b>	▲	<b>53.3%</b>
<b>GRAND TOTAL</b>			<b>2,790</b>	▼	<b>-11.8%</b>	<b>-373</b>

**Filings by Major Case Category\*\***

Category	Summary	Change	% Change	Absolute Change
Felony	197	▲	-5.3%	-11
Garnishment	212	▲	-12.4%	-30
General Civil	322	▲	-18.3%	-72
Infraction/Civil Violation	834	▼	-24.7%	-274
Landlord /Tenant	190	▲	+8.6%	+15
Misdemeanor	750	▼	+3.4%	+25
Other	267	▲	-7.3%	-21

\* Compared to same time period as previous year

\*\* Case Type Categories are defined in the 2017 Virginia Judicial Workload Assessment



Source: SCV-SQL-Information

**CPSS - GCMS CASELOAD STATISTICS OF THE GENERAL DISTRICT COURTS**  
January 2024 thru April 2024 Filings (Compared to January 2023 thru April 2023)

Protective Orders	18	▼	-21.7%	-5
<b>GRAND TOTAL</b>	<b>2,790</b>	▼	-11.8%	-373

\* Compared to same time period as previous year

\*\* Case Type Categories are defined in the 2017 Virginia Judicial Workload Assessment  
Source: SCV-SQL-Information

2024 Overall GRAND TOTAL		Distribution of Caseload			Change*		Percentage (%) of Caseload		
<b>31,163</b>	+6,811	<b>Criminal</b>	2,933	9%	-5.3% ▼	-163	<b>Criminal</b>	2023	2024
		<b>Traffic</b>	12,146	39%	62.7% ▲	+4,679	<b>Traffic</b>	12.7%	9.4%
		<b>Civil</b>	15,025	48%	16.3% ▲	+2,108	<b>Civil</b>	30.7%	39.0%
		<b>Civil Commitments</b>	1,059	3%	21.4% ▲	+187	<b>Civil Commitments</b>	53.0%	48.2%
		<b>GRAND TOTAL</b>	<b>31,163</b>	100%	28.0% ▲	+6,811	<b>GRAND TOTAL</b>	3.6%	3.4%
							<b>GRAND TOTAL</b>	100%	100%

Filings by Division & Code

Division	Case Type Description	Code	Summary	Change	% Change	Absolute Change
<b>Criminal</b>	Misdemeanor	M	1,679	▲	+0.6%	+10
	Felony	F	820	▼	-11.7%	-109
	Capias	CA	311	▼	+13.1%	+36
	Show Cause	SC	91	▼	-4.2%	-4
	Civil Violation	CV	31	▼	-75.8%	-97
	Restricted Operators License	RL	1	▲	-	+1
	<b>Total</b>			<b>2,933</b>	▼	<b>-5.3%</b>
<b>Traffic</b>	Infraction	I	9,106	▲	+87.9%	+4,259
	Misdemeanor	M	2,669	▲	+23.7%	+511
	Other	O	162	▼	-43.8%	-126
	Capias	CA	75	▲	+15.4%	+10
	Felony	F	69	▲	+60.5%	+26
	Show Cause	SC	43	▼	+30.3%	+10
	Restricted Operators License	RL	22	▼	-33.3%	-11
<b>Total</b>			<b>12,146</b>	▲	<b>62.7%</b>	<b>+4,679</b>
<b>Civil</b>	Warrant in Debt	WD	4,905	▼	+35.8%	+1,294
	Unlawful Detainer	UD	4,570	▲	+2.4%	+106
	Garnishment	GA	4,125	▲	+20.4%	+700
	Other	OT	498	▲	-9.5%	-52
	Motion for Judgment	MJ	184	▼	+13.6%	+22
	Preliminary Protective Order	PP	165	▼	-1.2%	-2
	Show Cause	SC	163	▲	+7.2%	+11
	Detinue	DT	110	▲	+1.9%	+2
	Interrogatory	IN	72	▲	+148.3%	+43
	Protective Order	PO	57	▼	+16.3%	+8
	Admin License	AL	53	▲	+12.8%	+6
	Abstract	AJ	49	▼	-43.0%	-37
	Tenants Assertion	TA	34	▼	-2.9%	-1
	Counter Claim	CC	17	▲	+13.3%	+2
	Interrogatory-Not	IC	8	▲	+300.0%	+6
	Petition-Restore Arms	PR	6	↔	-	-
	Capias	CA	5	▲	+25.0%	+1
	Impoundment	IM	3	▲	-	+3
	Mechanic's Lien	ML	1	▲	-	+1
	Bond Forfeiture	BF	0	▼	-100.0%	-3
Restricted Operators License	RL	0	▼	-100.0%	-2	
<b>Total</b>			<b>15,025</b>	▲	<b>16.3%</b>	<b>+2,108</b>
<b>Civil Commitments</b>	Mental Commitment	MC	565	▲	+19.7%	+93
	Temporary Detention Order	TD	430	▲	+22.9%	+80
	Emergency Custody Order	EC	64	▲	+28.0%	+14
<b>Total</b>			<b>1,059</b>	▲	<b>21.4%</b>	<b>+187</b>
<b>GRAND TOTAL</b>			<b>31,163</b>	▲	28.0%	+6,811

Filings by Major Case Category\*\*

Category	Summary	Change	% Change	Absolute Change
Felony	889	▲	-8.5%	-83
Garnishment	4,197	▲	+21.5%	+743
General Civil	5,425	▲	+29.7%	+1,242

\* Compared to same time period as previous year

\*\* Case Type Categories are defined in the 2017 Virginia Judicial Workload Assessment

Source: SCV-SQL-Information

**CPSS - GCMS CASELOAD STATISTICS OF THE GENERAL DISTRICT COURTS**

January 2024 thru April 2024 Filings (Compared to January 2023 thru April 2023)



**Richmond**

District: 13 FIPS: 760

Infraction/Civil Violation	9,299	▼	+76.7%	+4,036
Landlord /Tenant	4,604	▲	+2.3%	+105
Misdemeanor	4,371	▲	+13.2%	+509
Other	2,156	▲	+13.3%	+253
Protective Orders	222	▼	+2.8%	+6
<b>GRAND TOTAL</b>	<b>31,163</b>	▲	28.0%	+6,811

\* Compared to same time period as previous year

\*\* Case Type Categories are defined in the 2017 Virginia Judicial Workload Assessment  
Source: SCV-SQL-Information

2024 Overall GRAND TOTAL		Distribution of Caseload			Change*		Percentage (%) of Caseload		
<b>36,726</b>	+3,669	<b>Criminal</b>	4,540	12%	10.1% ▲	+416	<b>Criminal</b>	2023	2024
		<b>Traffic</b>	18,708	51%	10.7% ▲	+1,812	<b>Traffic</b>	12.5%	12.4%
2024 		<b>Civil</b>	13,111	36%	12.9% ▲	+1,493	<b>Civil</b>	51.1%	50.9%
2023 		<b>Civil Commitments</b>	367	1%	-12.4% ▼	-52	<b>Civil Commitments</b>	35.1%	35.7%
		<b>GRAND TOTAL</b>	<b>36,726</b>	100%	11.1% ▲	+3,669	<b>GRAND TOTAL</b>	1.3%	1.0%
							<b>GRAND TOTAL</b>	100%	100%

**Filings by Division & Code**

Division	Case Type Description	Code	Summary	Change	% Change	Absolute Change
<b>Criminal</b>	Misdemeanor	M	2,318	▲	+5.8%	+127
	Felony	F	1,433	▲	+18.6%	+225
	Capias	CA	550	▲	+11.6%	+57
	Show Cause	SC	184	▲	+4.0%	+7
	Civil Violation	CV	55	↔		-
	<b>Total</b>			<b>4,540</b>	<b>▲</b>	<b>10.1%</b>
<b>Traffic</b>	Infraction	I	14,230	▲	+8.7%	+1,137
	Misdemeanor	M	4,246	▲	+19.1%	+680
	Capias	CA	125	▲	+17.9%	+19
	Show Cause	SC	46	▲	+7.0%	+3
	Felony	F	35	▼	-47.8%	-32
	Restricted Operators License	RL	26	▲	+36.8%	+7
	Civil Violation	CV	0	▼	-100.0%	-2
	<b>Total</b>			<b>18,708</b>	<b>▲</b>	<b>10.7%</b>
<b>Civil</b>	Warrant in Debt	WD	4,904	▲	+18.4%	+762
	Unlawful Detainer	UD	3,750	▲	+10.6%	+360
	Garnishment	GA	3,411	▲	+9.9%	+308
	Admin License	AL	170	▲	+19.7%	+28
	Preliminary Protective Order	PP	145	▲	+23.9%	+28
	Protective Order	PO	123	▲	+61.8%	+47
	Other	OT	117	▼	-9.3%	-12
	Abstract	AJ	108	▼	-24.5%	-35
	Detinue	DT	94	▼	-5.1%	-5
	Motion for Judgment	MJ	86	▲	+7.5%	+6
	Show Cause	SC	45	▼	-25.0%	-15
	Interrogatory	IN	42	▲	+23.5%	+8
	Impoundment	IM	31	▲	+55.0%	+11
	Tenants Assertion	TA	23	▲	+15.0%	+3
	Bond Forfeiture	BF	19	▼	-20.8%	-5
	Counter Claim	CC	13	▼	-18.8%	-3
	Interrogatory-Not	IC	10	▲	+42.9%	+3
	Overweight	OC	9	▲	+125.0%	+5
	Petition-Restore Arms	PR	7	↔		-
	Restricted Operators License	RL	2	↔		-
	Cross Claim	CR	1	▲	-	+1
	Emergency Substantial Risk Order	SR	1	▲	-	+1
	Capias	CA	0	▼	-100.0%	-3
	<b>Total</b>			<b>13,111</b>	<b>▲</b>	<b>12.9%</b>
<b>Civil Commitments</b>	Temporary Detention Order	TD	208	↔		-
	Mental Commitment	MC	133	▼	-15.8%	-25
	Emergency Custody Order	EC	19	▼	-24.0%	-6
	Other	OT	5	▼	-79.2%	-19
	Medical Emergency Temporary Detention Order	MT	2	▼	-50.0%	-2
<b>Total</b>			<b>367</b>	<b>▼</b>	<b>-12.4%</b>	<b>-52</b>
<b>GRAND TOTAL</b>			<b>36,726</b>	<b>▲</b>	<b>11.1%</b>	<b>+3,669</b>

\* Compared to same time period as previous year

\*\* Case Type Categories are defined in the 2017 Virginia Judicial Workload Assessment



**CPSS - GCMS CASELOAD STATISTICS OF THE GENERAL DISTRICT COURTS**  
 January 2024 thru April 2024 Filings (Compared to January 2023 thru April 2023)

**Filings by Major Case Category\*\***

Category	Summary	Change	% Change	Absolute Change
Felony	1,468	▼	+15.1%	+193
Garnishment	3,453	▲	+10.1%	+316
General Civil	5,113	▲	+17.5%	+763
Infraction/Civil Violation	14,294	▲	+8.7%	+1,140
Involuntary Civil Commitments	5	▼	-79.2%	-19
Landlord /Tenant	3,773	▲	+10.6%	+363
Misdemeanor	6,592	▲	+14.1%	+814
New to Workload Study	1	▲	-	+1
Other	1,759	▲	+1.3%	+23
Protective Orders	268	▲	+38.9%	+75
<b>GRAND TOTAL</b>	<b>36,726</b>	▲	11.1%	+3,669

\* Compared to same time period as previous year

\*\* Case Type Categories are defined in the 2017 Virginia Judicial Workload Assessment  
 Source: SCV-SQL-Information

2024 Overall GRAND TOTAL		Distribution of Caseload			Change*		Percentage (%) of Caseload			
2024	3,384	Criminal	463	14%	25.8%	▲	+95	Criminal	2023	2024
		Traffic	2,294	68%	-6.9%	▼	-170	Traffic	10.9%	13.7%
2023	+11	Civil	601	18%	18.8%	▲	+95	Civil	73.1%	67.8%
		Civil Commitments	26	1%	-25.7%	▼	-9	Civil Commitments	15.0%	17.8%
		<b>GRAND TOTAL</b>	<b>3,384</b>	100%	0.3%	▲	+11	<b>GRAND TOTAL</b>	1.0%	0.8%
								<b>GRAND TOTAL</b>	100%	100%

Filings by Division & Code

Division	Case Type Description	Code	Summary	Change	% Change	Absolute Change
<b>Criminal</b>	Misdemeanor	M	299	▲	+45.9%	+94
	Felony	F	105	▼	-5.4%	-6
	Capias	CA	45	▲	+28.6%	+10
	Civil Violation	CV	7	▼	-46.2%	-6
	Show Cause	SC	7	▲	+75.0%	+3
	<b>Total</b>			<b>463</b>	▲	<b>25.8%</b>
<b>Traffic</b>	Infraction	I	1,797	▼	-12.0%	-244
	Misdemeanor	M	450	▲	+16.6%	+64
	Capias	CA	30	▲	+3.4%	+1
	Felony	F	12	▲	+140.0%	+7
	Show Cause	SC	5	▲	+66.7%	+2
	<b>Total</b>			<b>2,294</b>	▼	<b>-6.9%</b>
<b>Civil</b>	Warrant in Debt	WD	327	▲	+35.7%	+86
	Garnishment	GA	137	▲	+9.6%	+12
	Unlawful Detainer	UD	53	▼	-1.9%	-1
	Other	OT	26	▲	+4.0%	+1
	Protective Order	PO	12	▲	+71.4%	+5
	Admin License	AL	11	▼	-21.4%	-3
	Preliminary Protective Order	PP	11	▼	-42.1%	-8
	Abstract	AJ	8	▲	+100.0%	+4
	Show Cause	SC	7	▲	+40.0%	+2
	Detinue	DT	5	▲	+150.0%	+3
	Interrogatory	IN	2	▼	-50.0%	-2
	Capias	CA	1	▲	-	+1
	Petition-Restore Arms	PR	1	▲	-	+1
	Counter Claim	CC	0	▼	-100.0%	-1
	Impoundment	IM	0	▼	-100.0%	-5
<b>Total</b>			<b>601</b>	▲	<b>18.8%</b>	<b>+95</b>
<b>Civil Commitments</b>	Temporary Detention Order	TD	21	▼	-12.5%	-3
	Emergency Custody Order	EC	5	▼	-54.5%	-6
	<b>Total</b>		<b>26</b>	▼	<b>-25.7%</b>	<b>-9</b>
<b>GRAND TOTAL</b>			<b>3,384</b>	▲	0.3%	+11



Filings by Major Case Category\*\*

Category	Summary	Change	% Change	Absolute Change
Felony	117	▲	+0.9%	+1
Garnishment	139	▼	+7.8%	+10
General Civil	334	▲	+37.4%	+91
Infraction/Civil Violation	1,804	▼	-12.2%	-250
Landlord /Tenant	53	▼	-1.9%	-1
Misdemeanor	749	▲	+26.7%	+158
Other	165	▲	+3.1%	+5
Protective Orders	23	▲	-11.5%	-3
<b>GRAND TOTAL</b>	<b>3,384</b>	▲	0.3%	+11

\* Compared to same time period as previous year

\*\* Case Type Categories are defined in the 2017 Virginia Judicial Workload Assessment

Source: SCV-SQL-Information

2024 Overall GRAND TOTAL		Distribution of Caseload			Change*		Percentage (%) of Caseload				
2024 	2023 	<b>2,388</b>	<b>+423</b>	<b>Criminal</b>	177	7%	4.7% ▲	+8	<b>Criminal</b>	8.6%	7.4%
				<b>Traffic</b>	1,871	78%	26.5% ▲	+392	<b>Traffic</b>	75.3%	78.4%
				<b>Civil</b>	334	14%	6.7% ▲	+21	<b>Civil</b>	15.9%	14.0%
				<b>Civil Commitments</b>	6	0%	50.0% ▲	+2	<b>Civil Commitments</b>	0.2%	0.3%
		<b>GRAND TOTAL</b>	<b>2,388</b>	100%	21.5% ▲	+423	<b>GRAND TOTAL</b>	100%	100%		

**Filings by Division & Code**



Division	Case Type Description	Code	Summary	Change	% Change	Absolute Change
<b>Criminal</b>	Misdemeanor	M	137	▲	+13.2%	+16
	Felony	F	27	▼	-10.0%	-3
	Civil Violation	CV	5	▲	+25.0%	+1
	Show Cause	SC	5	▼	-16.7%	-1
	Capias	CA	3	▼	-62.5%	-5
	<b>Total</b>			<b>177</b>	<b>▲</b>	<b>4.7%</b>
<b>Traffic</b>	Infraction	I	1,602	▲	+25.4%	+324
	Misdemeanor	M	257	▲	+34.6%	+66
	Show Cause	SC	7	▲	+600.0%	+6
	Capias	CA	2	↔		-
	Felony	F	2	▼	-60.0%	-3
	Civil Violation	CV	1	▼	-50.0%	-1
	<b>Total</b>			<b>1,871</b>	<b>▲</b>	<b>26.5%</b>
<b>Civil</b>	Warrant in Debt	WD	104	▲	+11.8%	+11
	Garnishment	GA	81	▲	+22.7%	+15
	Detinue	DT	58	▲	+9.4%	+5
	Unlawful Detainer	UD	32	▼	-27.3%	-12
	Other	OT	24	▲	+33.3%	+6
	Protective Order	PO	11	▲	+57.1%	+4
	Admin License	AL	9	▲	+80.0%	+4
	Impoundment	IM	8	↔		-
	Abstract	AJ	3	▲	-	+3
	Show Cause	SC	2	▼	-87.5%	-14
	Counter Claim	CC	1	▲	-	+1
	Interrogatory	IN	1	▲	-	+1
	Preliminary Protective Order	PP	0	▼	-100.0%	-3
	<b>Total</b>			<b>334</b>	<b>▲</b>	<b>6.7%</b>
<b>Civil Commitments</b>	Emergency Custody Order	EC	3	▲	+200.0%	+2
	Temporary Detention Order	TD	3	↔		-
	<b>Total</b>			<b>6</b>	<b>▲</b>	<b>50.0%</b>
<b>GRAND TOTAL</b>			<b>2,388</b>	<b>▲</b>	<b>21.5%</b>	<b>+423</b>

**Filings by Major Case Category\*\***

Category	Summary	Change	% Change	Absolute Change
Felony	29	▼	-17.1%	-6
Garnishment	82	▲	+24.2%	+16
General Civil	166	▲	+11.4%	+17
Infraction/Civil Violation	1,608	▲	+25.2%	+324
Landlord /Tenant	32	▼	-27.3%	-12
Misdemeanor	394	▲	+26.3%	+82
Other	66	▲	+1.5%	+1
Protective Orders	11	▼	+10.0%	+1
<b>GRAND TOTAL</b>	<b>2,388</b>	<b>▲</b>	<b>21.5%</b>	<b>+423</b>

\* Compared to same time period as previous year

\*\* Case Type Categories are defined in the 2017 Virginia Judicial Workload Assessment

2024 Overall GRAND TOTAL		Distribution of Caseload			Change*		Percentage (%) of Caseload		
<b>6,292</b>	+305	<b>Criminal</b>	1,088	17%	16.9% ▲	+157	<b>Criminal</b>	2023	2024
		<b>Traffic</b>	2,583	41%	-10.5% ▼	-302	<b>Traffic</b>	15.6%	17.3%
		<b>Civil</b>	2,224	35%	26.7% ▲	+469	<b>Civil</b>	48.2%	41.1%
		<b>Civil Commitments</b>	397	6%	-4.6% ▼	-19	<b>Civil Commitments</b>	29.3%	35.3%
		<b>GRAND TOTAL</b>	<b>6,292</b>	100%	5.1% ▲	+305	<b>GRAND TOTAL</b>	100%	100%

**Filings by Division & Code**

Division	Case Type Description	Code	Summary	Change	% Change	Absolute Change
<b>Criminal</b>	Misdemeanor	M	669	▲	+17.8%	+101
	Felony	F	254	▲	+23.3%	+48
	Capias	CA	95	▲	+8.0%	+7
	Show Cause	SC	45	▲	+7.1%	+3
	Civil Violation	CV	25	▼	-7.4%	-2
	<b>Total</b>			<b>1,088</b>	<b>▲</b>	<b>16.9%</b>
<b>Traffic</b>	Infraction	I	1,977	▼	-16.7%	-397
	Misdemeanor	M	535	▲	+11.2%	+54
	Capias	CA	39	▲	+77.3%	+17
	Felony	F	23	▲	+1,050.0%	+21
	Show Cause	SC	5	▲	+25.0%	+1
	Restricted Operators License	RL	4	▲	+100.0%	+2
	<b>Total</b>			<b>2,583</b>	<b>▼</b>	<b>-10.5%</b>
<b>Civil</b>	Warrant in Debt	WD	1,083	▲	+46.9%	+346
	Garnishment	GA	482	▲	+5.0%	+23
	Unlawful Detainer	UD	346	▲	+28.1%	+76
	Admin License	AL	67	▲	+26.4%	+14
	Bond Forfeiture	BF	57	▲	+54.1%	+20
	Other	OT	45	▼	-23.7%	-14
	Impoundment	IM	37	▲	+23.3%	+7
	Show Cause	SC	35	▲	+94.4%	+17
	Abstract	AJ	21	▼	-4.5%	-1
	Preliminary Protective Order	PP	18	▼	-40.0%	-12
	Detinue	DT	14	▼	-41.7%	-10
	Protective Order	PO	12	▲	+9.1%	+1
	Interrogatory	IN	5	▲	+66.7%	+2
	Capias	CA	2	▲	-	+2
	Petition-Restore Arms	PR	0	▼	-100.0%	-1
	Tenants Assertion	TA	0	▼	-100.0%	-1
<b>Total</b>			<b>2,224</b>	<b>▲</b>	<b>26.7%</b>	<b>+469</b>
<b>Civil Commitments</b>	Mental Commitment	MC	234	▼	-6.8%	-17
	Other	OT	67	▲	+28.8%	+15
	Temporary Detention Order	TD	51	▼	-15.0%	-9
	Emergency Custody Order	EC	44	▼	-15.4%	-8
	Medical Emergency Temporary Detention Order	MT	1	▲	-	+1
	Petition	PT	0	▼	-100.0%	-1
<b>Total</b>			<b>397</b>	<b>▼</b>	<b>-4.6%</b>	<b>-19</b>
<b>GRAND TOTAL</b>			<b>6,292</b>	<b>▲</b>	<b>5.1%</b>	<b>+305</b>

**Filings by Major Case Category\*\***

Category	Summary	Change	% Change	Absolute Change
Felony	277	▲	+33.2%	+69
Garnishment	487	▲	+5.4%	+25
General Civil	1,112	▼	+42.4%	+331
Infraction/Civil Violation	2,002	▼	-16.6%	-399
Involuntary Civil Commitments	67	▼	+26.4%	+14
Landlord /Tenant	346	▼	+27.7%	+75
Misdemeanor	1,208	▲	+14.9%	+157

\* Compared to same time period as previous year

\*\* Case Type Categories are defined in the 2017 Virginia Judicial Workload Assessment

**CPSS - GCMS CASELOAD STATISTICS OF THE GENERAL DISTRICT COURTS**  
January 2024 thru April 2024 Filings (Compared to January 2023 thru April 2023)

**Fredericksburg**  
District: 15 FIPS: 630



Other	763	▲	+6.1%	+44
Protective Orders	30	▼	-26.8%	-11
<b>GRAND TOTAL</b>	<b>6,292</b>	▲	5.1%	+305

\* Compared to same time period as previous year

\*\* Case Type Categories are defined in the 2017 Virginia Judicial Workload Assessment  
Source: SCV-SQL-Information

**CPSS - GCMS CASELOAD STATISTICS OF THE GENERAL DISTRICT COURTS**

January 2024 thru April 2024 Filings (Compared to January 2023 thru April 2023)

2024 Overall GRAND TOTAL		Distribution of Caseload			Change*		Percentage (%) of Caseload		
<b>8,041</b>	+1,290	<b>Criminal</b>	1,154	14%	11.7% ▲	+121	<b>Criminal</b>	2023	2024
		<b>Traffic</b>	4,854	60%	22.5% ▲	+892	<b>Traffic</b>	15.3%	14.4%
2024 		<b>Civil</b>	2,000	25%	16.0% ▲	+276	<b>Civil</b>	58.7%	60.4%
2023 		<b>Civil Commitments</b>	33	0%	3.1% ▲	+1	<b>Civil Commitments</b>	25.5%	24.9%
		<b>GRAND TOTAL</b>	<b>8,041</b>	100%	19.1% ▲	+1,290	<b>GRAND TOTAL</b>	0.5%	0.4%
							<b>GRAND TOTAL</b>	100%	100%

**Filings by Division & Code**

Division	Case Type Description	Code	Summary	Change	% Change	Absolute Change
<b>Criminal</b>	Misdemeanor	M	662	▲	+28.8%	+148
	Felony	F	336	▼	-3.4%	-12
	Capias	CA	88	▼	-5.4%	-5
	Show Cause	SC	37	▼	-24.5%	-12
	Civil Violation	CV	31	▲	+6.9%	+2
	<b>Total</b>			<b>1,154</b>	<b>▲</b>	<b>11.7%</b>
<b>Traffic</b>	Infraction	I	3,097	▲	+17.4%	+458
	Misdemeanor	M	1,675	▲	+35.2%	+436
	Capias	CA	50	▲	+16.3%	+7
	Felony	F	14	▼	-22.2%	-4
	Show Cause	SC	11	▲	+83.3%	+5
	Restricted Operators License	RL	7	▼	-58.8%	-10
	<b>Total</b>			<b>4,854</b>	<b>▲</b>	<b>22.5%</b>
<b>Civil</b>	Warrant in Debt	WD	905	▲	+31.5%	+217
	Garnishment	GA	574	▼	-6.1%	-37
	Unlawful Detainer	UD	175	▲	+15.1%	+23
	Other	OT	52	▲	+36.8%	+14
	Admin License	AL	49	▲	+36.1%	+13
	Bond Forfeiture	BF	44	▼	-6.4%	-3
	Preliminary Protective Order	PP	44	▲	+33.3%	+11
	Show Cause	SC	43	▲	+48.3%	+14
	Protective Order	PO	32	▲	+18.5%	+5
	Impoundment	IM	24	▲	+20.0%	+4
	Abstract	AJ	18	▲	+63.6%	+7
	Interrogatory	IN	13	▲	+225.0%	+9
	Motion for Judgment	MJ	13	↔		-
	Detinue	DT	12	▲	+33.3%	+3
	Tenants Assertion	TA	2	↔		-
	Counter Claim	CC	0	▼	-100.0%	-2
	Mechanic's Lien	ML	0	▼	-100.0%	-1
	Petition-Restore Arms	PR	0	▼	-100.0%	-1
<b>Total</b>			<b>2,000</b>	<b>▲</b>	<b>16.0%</b>	<b>+276</b>
<b>Civil Commitments</b>	Temporary Detention Order	TD	24	↔		-
	Emergency Custody Order	EC	6	▼	-14.3%	-1
	Mental Commitment	MC	3	▲	+200.0%	+2
<b>Total</b>			<b>33</b>	<b>▲</b>	<b>3.1%</b>	<b>+1</b>
<b>GRAND TOTAL</b>			<b>8,041</b>	<b>▲</b>	<b>19.1%</b>	<b>+1,290</b>

**Filings by Major Case Category\*\***

Category	Summary	Change	% Change	Absolute Change
Felony	350	▼	-4.4%	-16
Garnishment	587	▲	-4.6%	-28
General Civil	938	▼	+30.3%	+218
Infraction/Civil Violation	3,128	▲	+17.2%	+460
Landlord /Tenant	177	▲	+14.9%	+23
Misdemeanor	2,344	▲	+32.4%	+574
Other	441	▲	+10.8%	+43

\* Compared to same time period as previous year

\*\* Case Type Categories are defined in the 2017 Virginia Judicial Workload Assessment

**CPSS - GCMS CASELOAD STATISTICS OF THE GENERAL DISTRICT COURTS**

January 2024 thru April 2024 Filings (Compared to January 2023 thru April 2023)

**Hanover**



District: 15 FIPS: 085

---

Protective Orders	76	▲	+26.7%	+16
<b><i>GRAND TOTAL</i></b>	<b><u>8,041</u></b>	▲	19.1%	+1,290

\* Compared to same time period as previous year

\*\* Case Type Categories are defined in the 2017 Virginia Judicial Workload Assessment  
Source: SCV-SQL-Information

2024 Overall GRAND TOTAL		Distribution of Caseload			Change*		Percentage (%) of Caseload			
<b>2,199</b>	-1,170	<b>Criminal</b>	291	13%	-8.5%	▼	-27	<b>Criminal</b>	2023: 9.4%	2024: 13.2%
		<b>Traffic</b>	1,541	70%	-43.2%	▼	-1,172	<b>Traffic</b>	80.5%	70.1%
2024	2023	<b>Civil</b>	358	16%	13.3%	▲	+42	<b>Civil</b>	9.4%	16.3%
		<b>Civil Commitments</b>	9	0%	-59.1%	▲	-13	<b>Civil Commitments</b>	0.7%	0.4%
		<b>GRAND TOTAL</b>	<b>2,199</b>	100%	-34.7%	▼	-1,170	<b>GRAND TOTAL</b>	100%	100%

Filings by Division & Code

Division	Case Type Description	Code	Summary	Change	% Change	Absolute Change
<b>Criminal</b>	Misdemeanor	M	178	▼	-3.3%	-6
	Felony	F	47	▼	-31.9%	-22
	Civil Violation	CV	28	▼	-12.5%	-4
	Show Cause	SC	21	▲	+50.0%	+7
	Capias	CA	17	▼	-10.5%	-2
	<b>Total</b>			<b>291</b>	▼	<b>-8.5%</b>
<b>Traffic</b>	Infraction	I	1,247	▼	-47.4%	-1,122
	Misdemeanor	M	268	▼	-19.3%	-64
	Felony	F	12	▲	+100.0%	+6
	Capias	CA	9	▲	+125.0%	+5
	Show Cause	SC	3	▲	+50.0%	+1
	Civil Violation	CV	1	▲	-	+1
	Restricted Operators License	RL	1	▲	-	+1
	<b>Total</b>			<b>1,541</b>	▼	<b>-43.2%</b>
<b>Civil</b>	Warrant in Debt	WD	123	▲	+18.3%	+19
	Garnishment	GA	92	▲	+35.3%	+24
	Unlawful Detainer	UD	59	▲	+11.3%	+6
	Admin License	AL	33	▲	+22.2%	+6
	Other	OT	11	▼	-42.1%	-8
	Overweight	OC	8	▲	+166.7%	+5
	Impoundment	IM	6	▲	+50.0%	+2
	Preliminary Protective Order	PP	6	▼	-33.3%	-3
	Abstract	AJ	5	▲	+150.0%	+3
	Protective Order	PO	5	▲	+25.0%	+1
	Show Cause	SC	4	▼	-63.6%	-7
	Interrogatory	IN	3	↔	-	-
	Tenants Assertion	TA	2	▼	-33.3%	-1
	Motion for Judgment	MJ	1	↔	-	-
	Capias	CA	0	▼	-100.0%	-1
Detinue	DT	0	▼	-100.0%	-4	
<b>Total</b>			<b>358</b>	▲	<b>13.3%</b>	<b>+42</b>
<b>Civil Commitments</b>	Temporary Detention Order	TD	6	▼	-62.5%	-10
	Emergency Custody Order	EC	3	▼	-50.0%	-3
	<b>Total</b>		<b>9</b>	▼	<b>-59.1%</b>	<b>-13</b>
<b>GRAND TOTAL</b>			<b>2,199</b>	▼	-34.7%	-1,170

Filings by Major Case Category\*\*

Category	Summary	Change	% Change	Absolute Change
Felony	59	▲	-21.3%	-16
Garnishment	95	▲	+33.8%	+24
General Civil	125	▼	+12.6%	+14
Infraction/Civil Violation	1,284	▲	-46.6%	-1,120
Landlord /Tenant	61	▼	+8.9%	+5
Misdemeanor	447	▲	-13.4%	-69
Other	117	▲	-4.9%	-6
Protective Orders	11	▼	-15.4%	-2
<b>GRAND TOTAL</b>	<b>2,199</b>	▼	-34.7%	-1,170

\* Compared to same time period as previous year

\*\* Case Type Categories are defined in the 2017 Virginia Judicial Workload Assessment





\* Compared to same time period as previous year

\*\* Case Type Categories are defined in the 2017 Virginia Judicial Workload Assessment  
Source: SCV-SQL-Information

**CPSS - GCMS CASELOAD STATISTICS OF THE GENERAL DISTRICT COURTS**

January 2024 thru April 2024 Filings (Compared to January 2023 thru April 2023)

2024 Overall GRAND TOTAL		Distribution of Caseload			Change*		Percentage (%) of Caseload		
<b>863</b>	-242	<b>Criminal</b>	170	20%	3.0% ▲	+5	<b>Criminal</b>	2023	2024
		<b>Traffic</b>	475	55%	-33.5% ▼	-239	<b>Traffic</b>	14.9%	19.7%
		<b>Civil</b>	198	23%	-2.0% ▼	-4	<b>Civil</b>	64.6%	55.0%
		<b>Civil Commitments</b>	20	2%	-16.7% ▼	-4	<b>Civil Commitments</b>	18.3%	22.9%
		<b>GRAND TOTAL</b>	<b>863</b>	100%	-21.9% ▼	-242	<b>GRAND TOTAL</b>	100%	100%

**Filings by Division & Code**

Division	Case Type Description	Code	Summary	Change	% Change	Absolute Change
<b>Criminal</b>	Misdemeanor	M	129	▲	+7.5%	+9
	Felony	F	26	▲	+18.2%	+4
	Show Cause	SC	6	▼	-45.5%	-5
	Capias	CA	5	▼	-44.4%	-4
	Civil Violation	CV	4	▲	+33.3%	+1
	<b>Total</b>			<b>170</b>	▲	<b>3.0%</b>
<b>Traffic</b>	Infraction	I	396	▼	-33.1%	-196
	Misdemeanor	M	72	▼	-37.9%	-44
	Felony	F	3	▲	+50.0%	+1
	Show Cause	SC	2	▲	+100.0%	+1
	Capias	CA	1	▼	-50.0%	-1
	Restricted Operators License	RL	1	↔		-
	<b>Total</b>			<b>475</b>	▼	<b>-33.5%</b>
<b>Civil</b>	Warrant in Debt	WD	89	↔		-
	Garnishment	GA	48	▲	+20.0%	+8
	Unlawful Detainer	UD	19	▼	-13.6%	-3
	Admin License	AL	13	▼	-13.3%	-2
	Detinue	DT	10	▲	+233.3%	+7
	Other	OT	6	▼	-62.5%	-10
	Interrogatory	IN	4	▲	+100.0%	+2
	Preliminary Protective Order	PP	4	▼	-33.3%	-2
	Abstract	AJ	1	▲	-	+1
	Capias	CA	1	▲	-	+1
	Impoundment	IM	1	↔		-
	Show Cause	SC	1	▼	-83.3%	-5
	Tenants Assertion	TA	1	↔		-
	Overweight	OC	0	▼	-100.0%	-1
	<b>Total</b>			<b>198</b>	▼	<b>-2.0%</b>
<b>Civil Commitments</b>	Mental Commitment	MC	10	▼	-28.6%	-4
	Temporary Detention Order	TD	7	↔		-
	Other	OT	2	↔		-
	Emergency Custody Order	EC	1	↔		-
	<b>Total</b>			<b>20</b>	▼	<b>-16.7%</b>
<b>GRAND TOTAL</b>			<b>863</b>	▼	-21.9%	-242

**Filings by Major Case Category\*\***

Category	Summary	Change	% Change	Absolute Change
Felony	29	▲	+20.8%	+5
Garnishment	52	▲	+23.8%	+10
General Civil	100	▲	+6.4%	+6
Infraction/Civil Violation	400	▼	-32.9%	-196
Involuntary Civil Commitments	2	↔		0
Landlord /Tenant	20	▼	-13.0%	-3
Misdemeanor	202	▼	-14.8%	-35
Other	54	▲	-33.3%	-27
Protective Orders	4	▼	-33.3%	-2

\* Compared to same time period as previous year

\*\* Case Type Categories are defined in the 2017 Virginia Judicial Workload Assessment

**CPSS - GCMS CASELOAD STATISTICS OF THE GENERAL DISTRICT COURTS**

January 2024 thru April 2024 Filings (Compared to January 2023 thru April 2023)

**Lancaster**

District: 15 FIPS: 103



---

<i><b>GRAND TOTAL</b></i>	<b>863</b>	▼	-21.9%	-242
---------------------------	------------	---	--------	------

---

\* Compared to same time period as previous year

\*\* Case Type Categories are defined in the 2017 Virginia Judicial Workload Assessment  
Source: SCV-SQL-Information

2024 Overall GRAND TOTAL		Distribution of Caseload			Change*		Percentage (%) of Caseload			
<b>603</b>	-198	<b>Criminal</b>	116	19%	-36.6%	▼	-67	<b>Criminal</b>	2023: 22.8%	2024: 19.2%
		<b>Traffic</b>	336	56%	-32.7%	▼	-163	<b>Traffic</b>	62.3%	55.7%
		<b>Civil</b>	147	24%	26.7%	▲	+31	<b>Civil</b>	14.5%	24.4%
		<b>Civil Commitments</b>	4	1%	33.3%	▲	+1	<b>Civil Commitments</b>	0.4%	0.7%
		<b>GRAND TOTAL</b>	<b>603</b>	100%	-24.7%	▼	-198	<b>GRAND TOTAL</b>	100%	100%

Filings by Division & Code

Division	Case Type Description	Code	Summary	Change	% Change	Absolute Change
<b>Criminal</b>	Misdemeanor	M	74	▼	-46.8%	-65
	Felony	F	26	▼	-18.8%	-6
	Show Cause	SC	7	▲	+133.3%	+4
	Capias	CA	5	▼	-28.6%	-2
	Civil Violation	CV	3	▲	+50.0%	+1
	Motion	MO	1	▲	-	+1
	<b>Total</b>			<b>116</b>	▼	<b>-36.6%</b>
<b>Traffic</b>	Infraction	I	243	▼	-39.7%	-160
	Misdemeanor	M	87	▼	-5.4%	-5
	Show Cause	SC	4	▲	+100.0%	+2
	Capias	CA	1	▲	-	+1
	Felony	F	1	↔	-	-
	Restricted Operators License	RL	0	▼	-100.0%	-1
	<b>Total</b>			<b>336</b>	▼	<b>-32.7%</b>
<b>Civil</b>	Warrant in Debt	WD	72	▲	+89.5%	+34
	Garnishment	GA	31	▲	+3.3%	+1
	Unlawful Detainer	UD	14	▼	-17.6%	-3
	Other	OT	10	▲	+100.0%	+5
	Protective Order	PO	5	▲	-	+5
	Preliminary Protective Order	PP	4	▲	+100.0%	+2
	Abstract	AJ	2	▼	-33.3%	-1
	Impoundment	IM	2	▼	-33.3%	-1
	Interrogatory	IN	2	▼	-66.7%	-4
	Admin License	AL	1	▼	-80.0%	-4
	Bond Forfeiture	BF	1	▼	-66.7%	-2
	Detinue	DT	1	↔	-	-
	Motion for Judgment	MJ	1	↔	-	-
	Show Cause	SC	1	↔	-	-
	Tenants Assertion	TA	0	▼	-100.0%	-1
<b>Total</b>			<b>147</b>	▲	<b>26.7%</b>	<b>+31</b>
<b>Civil Commitments</b>	Temporary Detention Order	TD	4	▲	+33.3%	+1
	<b>Total</b>		<b>4</b>	▲	<b>33.3%</b>	<b>+1</b>
<b>GRAND TOTAL</b>			<b>603</b>	▼	<b>-24.7%</b>	<b>-198</b>



Filings by Major Case Category\*\*

Category	Summary	Change	% Change	Absolute Change	
Felony	27	▼	-18.2%	-6	
Garnishment	33	▼	-8.3%	-3	
General Civil	74	▼	+80.5%	+33	
Infraction/Civil Violation	246	▲	-39.3%	-159	
Landlord /Tenant	14	▼	-22.2%	-4	
Misdemeanor	161	▼	-30.6%	-71	
Other	39	▲	+14.7%	+5	
Protective Orders	9	▲	+350.0%	+7	
<b>GRAND TOTAL</b>		<b>603</b>	▼	<b>-24.7%</b>	<b>-198</b>

\* Compared to same time period as previous year

\*\* Case Type Categories are defined in the 2017 Virginia Judicial Workload Assessment

Source: SCV-SQL-Information

2024 Overall GRAND TOTAL		Distribution of Caseload			Change*		Percentage (%) of Caseload		
<b>723</b>	-28	<b>Criminal</b>	147	20%	42.7% ▲	+44	<b>Criminal</b>	2023	2024
2024 		<b>Traffic</b>	470	65%	-14.1% ▼	-77	<b>Traffic</b>	13.7%	20.3%
2023 		<b>Civil</b>	103	14%	7.3% ▲	+7	<b>Civil</b>	72.8%	65.0%
		<b>Civil Commitments</b>	3	0%	-40.0% ▼	-2	<b>Civil Commitments</b>	12.8%	14.2%
		<b>GRAND TOTAL</b>	<b>723</b>	100%	-3.7% ▼	-28	<b>GRAND TOTAL</b>	0.7%	0.4%
							<b>GRAND TOTAL</b>	100%	100%

Filings by Division & Code



Division	Case Type Description	Code	Summary	Change	% Change	Absolute Change
<b>Criminal</b>	Misdemeanor	M	86	▲	+34.4%	+22
	Felony	F	51	▲	+168.4%	+32
	Capias	CA	6	▼	-33.3%	-3
	Show Cause	SC	4	▼	-20.0%	-1
	Civil Violation	CV	0	▼	-100.0%	-6
	<b>Total</b>			<b>147</b>	<b>▲</b>	<b>42.7%</b>
<b>Traffic</b>	Infraction	I	398	▼	-15.0%	-70
	Misdemeanor	M	71	▼	-6.6%	-5
	Felony	F	1	▲	-	+1
	Capias	CA	0	▼	-100.0%	-1
	Civil Violation	CV	0	▼	-100.0%	-1
	Show Cause	SC	0	▼	-100.0%	-1
	<b>Total</b>			<b>470</b>	<b>▼</b>	<b>-14.1%</b>
<b>Civil</b>	Warrant in Debt	WD	38	▼	-9.5%	-4
	Garnishment	GA	28	▲	+47.4%	+9
	Unlawful Detainer	UD	19	▲	+18.8%	+3
	Other	OT	6	▼	-33.3%	-3
	Detinue	DT	3	▲	-	+3
	Admin License	AL	2	▼	-60.0%	-3
	Counter Claim	CC	2	▲	-	+2
	Preliminary Protective Order	PP	2	▼	-50.0%	-2
	Impoundment	IM	1	↔	-	-
	Interrogatory	IN	1	▲	-	+1
	Motion for Judgment	MJ	1	▲	-	+1
	<b>Total</b>			<b>103</b>	<b>▲</b>	<b>7.3%</b>
<b>Civil Commitments</b>	Temporary Detention Order	TD	3	▼	-40.0%	-2
<b>Total</b>			<b>3</b>	<b>▼</b>	<b>-40.0%</b>	<b>-2</b>
<b>GRAND TOTAL</b>			<b>723</b>	<b>▼</b>	<b>-3.7%</b>	<b>-28</b>

Filings by Major Case Category\*\*

Category	Summary	Change	% Change	Absolute Change
Felony	52	▲	+173.7%	+33
Garnishment	29	▲	+52.6%	+10
General Civil	42	▲	-2.3%	-1
Infraction/Civil Violation	398	▼	-16.2%	-77
Landlord /Tenant	19	▲	+18.8%	+3
Misdemeanor	157	▲	+12.1%	+17
Other	24	▲	-31.4%	-11
Protective Orders	2	▼	-50.0%	-2
<b>GRAND TOTAL</b>		<b>723</b>	<b>▼</b>	<b>-3.7%</b>

\* Compared to same time period as previous year

\*\* Case Type Categories are defined in the 2017 Virginia Judicial Workload Assessment  
 Source: SCV-SQL-Information

2024 Overall GRAND TOTAL		Distribution of Caseload			Change*		Percentage (%) of Caseload		
<b>8,955</b>	+1,007	<b>Criminal</b>	1,239	14%	-2.9% ▼	-37	<b>Criminal</b>	2023	2024
		<b>Traffic</b>	4,480	50%	23.3% ▲	+848	<b>Traffic</b>	16.1%	13.8%
		<b>Civil</b>	3,097	35%	6.8% ▲	+197	<b>Civil</b>	45.7%	50.0%
		<b>Civil Commitments</b>	139	2%	-0.7% ▼	-1	<b>Civil Commitments</b>	36.5%	34.6%
		<b>GRAND TOTAL</b>	<b>8,955</b>	100%	12.7% ▲	+1,007	<b>GRAND TOTAL</b>	1.8%	1.6%
							<b>GRAND TOTAL</b>	100%	100%

**Filings by Division & Code**

Division	Case Type Description	Code	Summary	Change	% Change	Absolute Change
<b>Criminal</b>	Misdemeanor	M	713	▲	+0.8%	+6
	Felony	F	364	▼	-9.9%	-40
	Capias	CA	117	▲	+6.4%	+7
	Civil Violation	CV	26	▼	-18.8%	-6
	Show Cause	SC	19	▼	-17.4%	-4
	<b>Total</b>			<b>1,239</b>	▼	<b>-2.9%</b>
<b>Traffic</b>	Infraction	I	3,464	▲	+29.4%	+786
	Misdemeanor	M	975	▲	+5.7%	+53
	Capias	CA	26	▲	+188.9%	+17
	Felony	F	12	▼	-33.3%	-6
	Show Cause	SC	2	▼	-50.0%	-2
	Civil Violation	CV	1	↔		-
	<b>Total</b>			<b>4,480</b>	▲	<b>23.3%</b>
<b>Civil</b>	Warrant in Debt	WD	1,474	▲	+14.1%	+182
	Garnishment	GA	801	▲	+10.0%	+73
	Unlawful Detainer	UD	447	▲	+1.6%	+7
	Other	OT	60	▲	+9.1%	+5
	Show Cause	SC	51	▲	+75.9%	+22
	Admin License	AL	47	▼	-25.4%	-16
	Preliminary Protective Order	PP	46	▼	-27.0%	-17
	Detinue	DT	39	▼	-22.0%	-11
	Interrogatory	IN	35	▲	+150.0%	+21
	Protective Order	PO	35	▼	-31.4%	-16
	Abstract	AJ	26	▼	-36.6%	-15
	Motion for Judgment	MJ	18	▼	-30.8%	-8
	Impoundment	IM	8	▼	-75.0%	-24
	Capias	CA	3	▲	+200.0%	+2
	Bond Forfeiture	BF	2	▼	-33.3%	-1
	Counter Claim	CC	2	▼	-71.4%	-5
	Overweight	OC	1	▲	-	+1
	Petition-Restore Arms	PR	1	↔		-
	Tenants Assertion	TA	1	▼	-50.0%	-1
	Cross Claim	CR	0	▼	-100.0%	-1
Restricted Operators License	RL	0	▼	-100.0%	-1	
<b>Total</b>			<b>3,097</b>	▲	<b>6.8%</b>	<b>+197</b>
<b>Civil Commitments</b>	Temporary Detention Order	TD	81	▼	-2.4%	-2
	Emergency Custody Order	EC	33	▲	+17.9%	+5
	Mental Commitment	MC	23	▼	-8.0%	-2
	Other	OT	2	▼	-50.0%	-2
	<b>Total</b>			<b>139</b>	▼	<b>-0.7%</b>
<b>GRAND TOTAL</b>			<b>8,955</b>	▲	12.7%	+1,007

**Filings by Major Case Category\*\***

Category	Summary	Change	% Change	Absolute Change
Felony	376	▼	-10.9%	-46
Garnishment	836	▲	+12.7%	+94
General Civil	1,539	▲	+12.3%	+169
Infraction/Civil Violation	3,492	▲	+28.8%	+781

\* Compared to same time period as previous year

\*\* Case Type Categories are defined in the 2017 Virginia Judicial Workload Assessment

**CPSS - GCMS CASELOAD STATISTICS OF THE GENERAL DISTRICT COURTS**  
 January 2024 thru April 2024 Filings (Compared to January 2023 thru April 2023)

Involuntary Civil Commitments	2	▼	-50.0%	-2
Landlord /Tenant	448	▼	+1.4%	+6
Misdemeanor	1,688	▼	+3.6%	+58
Other	493	▲	-3.9%	-20
Protective Orders	81	▼	-28.9%	-33
<b>GRAND TOTAL</b>	<b>8,955</b>	▲	12.7%	+1,007

\* Compared to same time period as previous year

\*\* Case Type Categories are defined in the 2017 Virginia Judicial Workload Assessment  
 Source: SCV-SQL-Information

2024 Overall GRAND TOTAL		Distribution of Caseload			Change*		Percentage (%) of Caseload			
<b>9,394</b>	+387	<b>Criminal</b>	1,929	21%	-3.5%	▼	-70	<b>Criminal</b>	2023	2024
		<b>Traffic</b>	4,401	47%	-2.2%	▼	-100	<b>Traffic</b>	50.0%	46.8%
2024		<b>Civil</b>	2,999	32%	23.5%	▲	+571	<b>Civil</b>	27.0%	31.9%
2023		<b>Civil Commitments</b>	65	1%	-17.7%	▼	-14	<b>Civil Commitments</b>	0.9%	0.7%
		<b>GRAND TOTAL</b>	<b>9,394</b>	100%	4.3%	▲	+387	<b>GRAND TOTAL</b>	100%	100%

Filings by Division & Code

Division	Case Type Description	Code	Summary	Change	% Change	Absolute Change
<b>Criminal</b>	Misdemeanor	M	1,016	▼	-2.2%	-23
	Felony	F	614	▼	-9.0%	-61
	Capias	CA	203	▲	+16.7%	+29
	Civil Violation	CV	51	▼	-27.1%	-19
	Show Cause	SC	45	▲	+9.8%	+4
	<b>Total</b>			<b>1,929</b>	▼	<b>-3.5%</b>
<b>Traffic</b>	Infraction	I	3,316	▼	-0.9%	-31
	Misdemeanor	M	1,000	▼	-5.1%	-54
	Felony	F	47	▼	-7.8%	-4
	Capias	CA	27	▼	-12.9%	-4
	Civil Violation	CV	9	▼	-35.7%	-5
	Show Cause	SC	2	▼	-50.0%	-2
	<b>Total</b>			<b>4,401</b>	▼	<b>-2.2%</b>
<b>Civil</b>	Warrant in Debt	WD	1,199	▲	+31.5%	+287
	Garnishment	GA	767	▲	+45.3%	+239
	Unlawful Detainer	UD	490	▲	+10.1%	+45
	Admin License	AL	88	▼	-20.7%	-23
	Other	OT	87	▲	+1.2%	+1
	Impoundment	IM	82	▼	-5.7%	-5
	Show Cause	SC	80	▼	-12.1%	-11
	Preliminary Protective Order	PP	49	▲	+36.1%	+13
	Bond Forfeiture	BF	36	▲	+140.0%	+21
	Interrogatory	IN	30	▼	-16.7%	-6
	Abstract	AJ	26	▼	-46.9%	-23
	Motion for Judgment	MJ	21	▲	+320.0%	+16
	Protective Order	PO	16	▲	+33.3%	+4
	Zoning Violation	ZO	10	▲	-	+10
	Tenants Assertion	TA	6	▲	+100.0%	+3
	Detinue	DT	5	▼	-16.7%	-1
	Capias	CA	3	▼	-25.0%	-1
	Attachment	AT	1	▲	-	+1
	Counter Claim	CC	1	▼	-50.0%	-1
	Overweight	OC	1	▲	-	+1
Restricted Operators License	RL	1	▲	-	+1	
<b>Total</b>			<b>2,999</b>	▲	<b>23.5%</b>	<b>+571</b>
<b>Civil Commitments</b>	Temporary Detention Order	TD	33	▼	-17.5%	-7
	Emergency Custody Order	EC	32	▼	-15.8%	-6
	Medical Emergency Temporary Detention Order	MT	0	▼	-100.0%	-1
	<b>Total</b>			<b>65</b>	▼	<b>-17.7%</b>
<b>GRAND TOTAL</b>			<b>9,394</b>	▲	4.3%	+387

Filings by Major Case Category\*\*

Category	Summary	Change	% Change	Absolute Change
Felony	661	▼	-9.0%	-65
Garnishment	797	▲	+41.3%	+233
General Civil	1,250	▲	+32.3%	+305
Infraction/Civil Violation	3,377	▲	-1.6%	-54
Landlord /Tenant	496	▲	+10.7%	+48

\* Compared to same time period as previous year

\*\* Case Type Categories are defined in the 2017 Virginia Judicial Workload Assessment



**CPSS - GCMS CASELOAD STATISTICS OF THE GENERAL DISTRICT COURTS**

January 2024 thru April 2024 Filings (Compared to January 2023 thru April 2023)

**Stafford**

District: 15 FIPS: 179

Misdemeanor	2,027	▲	-3.2%	-66
Other	721	▲	-4.1%	-31
Protective Orders	65	▲	+35.4%	+17
<b>GRAND TOTAL</b>	<b>9,394</b>	▲	4.3%	+387

\* Compared to same time period as previous year

\*\* Case Type Categories are defined in the 2017 Virginia Judicial Workload Assessment  
Source: SCV-SQL-Information

2024 Overall GRAND TOTAL		Distribution of Caseload			Change*		Percentage (%) of Caseload		
<b>1,537</b> +13		<b>Criminal</b>	187	12%	49.6% ▲	+62	<b>Criminal</b>	2023: 8.2%	2024: 12.2%
		<b>Traffic</b>	1,009	66%	-11.2% ▼	-127	<b>Traffic</b>	74.5%	65.6%
2024		<b>Civil</b>	326	21%	30.4% ▲	+76	<b>Civil</b>	16.4%	21.2%
2023		<b>Civil Commitments</b>	15	1%	15.4% ▲	+2	<b>Civil Commitments</b>	0.9%	1.0%
		<b>GRAND TOTAL</b>	<b>1,537</b>	100%	0.9% ▲	+13	<b>GRAND TOTAL</b>	100%	100%

Filings by Division & Code



Division	Case Type Description	Code	Summary	Change	% Change	Absolute Change
<b>Criminal</b>	Misdemeanor	M	123	▲	+59.7%	+46
	Felony	F	52	▲	+62.5%	+20
	Capias	CA	6	↔		-
	Show Cause	SC	4	▲	+33.3%	+1
	Civil Violation	CV	2	▼	-71.4%	-5
	<b>Total</b>			<b>187</b>	<b>▲</b>	<b>49.6%</b>
<b>Traffic</b>	Infraction	I	815	▼	-15.3%	-147
	Misdemeanor	M	169	▲	+13.4%	+20
	Show Cause	SC	8	▼	-20.0%	-2
	Capias	CA	7	▼	-22.2%	-2
	Felony	F	6	▲	+50.0%	+2
	Civil Violation	CV	4	▲	+100.0%	+2
	<b>Total</b>			<b>1,009</b>	<b>▼</b>	<b>-11.2%</b>
<b>Civil</b>	Warrant in Debt	WD	131	▲	+39.4%	+37
	Garnishment	GA	68	▲	+9.7%	+6
	Unlawful Detainer	UD	44	▲	+37.5%	+12
	Impoundment	IM	23	↔		-
	Other	OT	21	▲	+50.0%	+7
	Admin License	AL	17	▲	+30.8%	+4
	Protective Order	PO	13	▲	+160.0%	+8
	Interrogatory	IN	4	▲	-	+4
	Preliminary Protective Order	PP	2	▲	+100.0%	+1
	Show Cause	SC	2	▲	-	+2
	Detinue	DT	1	▲	-	+1
	Abstract	AJ	0	▼	-100.0%	-5
	Motion for Judgment	MJ	0	▼	-100.0%	-1
	<b>Total</b>			<b>326</b>	<b>▲</b>	<b>30.4%</b>
<b>Civil Commitments</b>	Temporary Detention Order	TD	14	▲	+27.3%	+3
	Emergency Custody Order	EC	1	▼	-50.0%	-1
	<b>Total</b>			<b>15</b>	<b>▲</b>	<b>15.4%</b>
<b>GRAND TOTAL</b>			<b>1,537</b>	<b>▲</b>	<b>0.9%</b>	<b>+13</b>

Filings by Major Case Category\*\*

Category	Summary	Change	% Change	Absolute Change	
Felony	58	▲	+61.1%	+22	
Garnishment	72	▲	+16.1%	+10	
General Civil	135	▲	+36.4%	+36	
Infraction/Civil Violation	821	▲	-15.4%	-150	
Landlord /Tenant	44	▲	+37.5%	+12	
Misdemeanor	292	▲	+29.2%	+66	
Other	100	▲	+8.7%	+8	
Protective Orders	15	▲	+150.0%	+9	
<b>GRAND TOTAL</b>		<b>1,537</b>	<b>▲</b>	<b>0.9%</b>	<b>+13</b>

\* Compared to same time period as previous year

\*\* Case Type Categories are defined in the 2017 Virginia Judicial Workload Assessment  
 Source: SCV-SQL-Information

2024 Overall GRAND TOTAL		Distribution of Caseload			Change*		Percentage (%) of Caseload		
<b>5,930</b>	-674	<b>Criminal</b>	779	13%	13.7% ▲	+94	<b>Criminal</b>	2023: 10.4%	2024: 13.1%
		<b>Traffic</b>	3,019	51%	-23.1% ▼	-908	<b>Traffic</b>	59.5%	50.9%
		<b>Civil</b>	2,038	34%	7.6% ▲	+144	<b>Civil</b>	28.7%	34.4%
		<b>Civil Commitments</b>	94	2%	-4.1% ▼	-4	<b>Civil Commitments</b>	1.5%	1.6%
		<b>GRAND TOTAL</b>	<b>5,930</b>	100%	-10.2% ▼	-674	<b>GRAND TOTAL</b>	100%	100%

Filings by Division & Code

Division	Case Type Description	Code	Summary	Change	% Change	Absolute Change
<b>Criminal</b>	Misdemeanor	M	427	▲	+15.4%	+57
	Felony	F	167	▲	+0.6%	+1
	Capias	CA	89	▲	+39.1%	+25
	Show Cause	SC	80	▲	+12.7%	+9
	Civil Violation	CV	16	▲	+14.3%	+2
	<b>Total</b>			<b>779</b>	<b>▲</b>	<b>13.7%</b>
<b>Traffic</b>	Infraction	I	2,410	▼	-24.2%	-769
	Misdemeanor	M	555	▼	-19.7%	-136
	Show Cause	SC	23	▲	+53.3%	+8
	Capias	CA	22	▼	-21.4%	-6
	Felony	F	7	▼	-46.2%	-6
	Civil Violation	CV	2	▲	+100.0%	+1
<b>Total</b>			<b>3,019</b>	<b>▼</b>	<b>-23.1%</b>	<b>-908</b>
<b>Civil</b>	Warrant in Debt	WD	778	▲	+29.2%	+176
	Garnishment	GA	497	▲	+28.4%	+110
	Unlawful Detainer	UD	456	▼	-5.0%	-24
	Other	OT	88	▼	-	-
	Detinue	DT	50	▼	-50.0%	-50
	Protective Order	PO	38	▼	-2.6%	-1
	Preliminary Protective Order	PP	36	▼	-37.9%	-22
	Admin License	AL	28	▲	+33.3%	+7
	Interrogatory	IN	18	▼	-37.9%	-11
	Abstract	AJ	15	↔	-	-
	Show Cause	SC	13	▼	-65.8%	-25
	Impoundment	IM	5	▼	-64.3%	-9
	Counter Claim	CC	4	▼	-33.3%	-2
	Motion for Judgment	MJ	4	▼	-42.9%	-3
	Zoning Violation	ZO	3	▼	-25.0%	-1
	Tenants Assertion	TA	2	▼	-33.3%	-1
	Distress Seizure	DS	1	▲	-	+1
	Petition to Require Blood Test	BT	1	▲	-	+1
	Petition-Restore Arms	PR	1	↔	-	-
	Capias	CA	0	▼	-100.0%	-2
<b>Total</b>			<b>2,038</b>	<b>▲</b>	<b>7.6%</b>	<b>+144</b>
<b>Civil Commitments</b>	Temporary Detention Order	TD	62	▼	-10.1%	-7
	Emergency Custody Order	EC	31	▲	+6.9%	+2
	Mental Commitment	MC	1	▲	-	+1
<b>Total</b>			<b>94</b>	<b>▼</b>	<b>-4.1%</b>	<b>-4</b>
<b>GRAND TOTAL</b>			<b>5,930</b>	<b>▼</b>	<b>-10.2%</b>	<b>-674</b>

Filings by Major Case Category\*\*

Category	Summary	Change	% Change	Absolute Change
Felony	174	▼	-2.8%	-5
Garnishment	515	▼	+23.8%	+99
General Civil	859	▲	+15.8%	+117
Infraction/Civil Violation	2,428	▲	-24.0%	-766
Landlord /Tenant	458	▼	-5.2%	-25
Misdemeanor	985	▼	-7.5%	-80

\* Compared to same time period as previous year

\*\* Case Type Categories are defined in the 2017 Virginia Judicial Workload Assessment



**CPSS - GCMS CASELOAD STATISTICS OF THE GENERAL DISTRICT COURTS**

January 2024 thru April 2024 Filings (Compared to January 2023 thru April 2023)

Other	437	▲	+2.1%	+9
Protective Orders	74	▼	-23.7%	-23
<b>GRAND TOTAL</b>	<b>5,930</b>	▼	-10.2%	-674

\* Compared to same time period as previous year

\*\* Case Type Categories are defined in the 2017 Virginia Judicial Workload Assessment  
Source: SCV-SQL-Information

2024 Overall GRAND TOTAL		Distribution of Caseload			Change*		Percentage (%) of Caseload			
<b>2,323</b>	-227	<b>Criminal</b>	568	24%	-0.4%	▼	-2	<b>Criminal</b>	2023: 22.4%	2024: 24.5%
		<b>Traffic</b>	739	32%	-24.7%	▼	-242	<b>Traffic</b>	38.5%	31.8%
		<b>Civil</b>	773	33%	7.2%	▲	+52	<b>Civil</b>	28.3%	33.3%
		<b>Civil Commitments</b>	243	10%	-12.6%	▼	-35	<b>Civil Commitments</b>	10.9%	10.5%
		<b>GRAND TOTAL</b>	<b>2,323</b>	100%	-8.9%	▼	-227	<b>GRAND TOTAL</b>	100%	100%

Filings by Division & Code

Division	Case Type Description	Code	Summary	Change	% Change	Absolute Change
<b>Criminal</b>	Misdemeanor	M	324	▲	+5.2%	+16
	Felony	F	90	▼	-28.0%	-35
	Capias	CA	75	▲	+5.6%	+4
	Show Cause	SC	67	▲	+52.3%	+23
	Civil Violation	CV	12	▼	-45.5%	-10
	<b>Total</b>			<b>568</b>	▼	<b>-0.4%</b>
<b>Traffic</b>	Infraction	I	594	▼	-26.6%	-215
	Misdemeanor	M	120	▼	-27.3%	-45
	Capias	CA	13	▲	+333.3%	+10
	Show Cause	SC	12	▲	+200.0%	+8
	<b>Total</b>			<b>739</b>	▼	<b>-24.7%</b>
<b>Civil</b>	Warrant in Debt	WD	295	▲	+18.5%	+46
	Garnishment	GA	190	▲	+22.6%	+35
	Unlawful Detainer	UD	136	▲	+9.7%	+12
	Other	OT	70	▼	-6.7%	-5
	Preliminary Protective Order	PP	25	▼	-26.5%	-9
	Protective Order	PO	21	▼	-25.0%	-7
	Admin License	AL	10	▼	-56.5%	-13
	Motion for Judgment	MJ	8	▲	+33.3%	+2
	Interrogatory	IN	6	▲	+20.0%	+1
	Show Cause	SC	4	▼	-50.0%	-4
	Detinue	DT	3	▼	-40.0%	-2
	Impoundment	IM	3	↔		-
	Abstract	AJ	1	↔		-
	Tenants Assertion	TA	1	▼	-50.0%	-1
	Counter Claim	CC	0	▼	-100.0%	-2
	Petition-Restore Arms	PR	0	▼	-100.0%	-1
<b>Total</b>			<b>773</b>	▲	<b>7.2%</b>	<b>+52</b>
<b>Civil Commitments</b>	Mental Commitment	MC	96	▲	+15.7%	+13
	Temporary Detention Order	TD	66	▼	-19.5%	-16
	Emergency Custody Order	EC	49	▼	-32.9%	-24
	Other	OT	30	▼	-21.1%	-8
	Medical Emergency Temporary Detention Order	MT	2	▲	+100.0%	+1
	Medical Emergency Custody Order	ME	0	▼	-100.0%	-1
<b>Total</b>			<b>243</b>	▼	<b>-12.6%</b>	<b>-35</b>
<b>GRAND TOTAL</b>			<b>2,323</b>	▼	<b>-8.9%</b>	<b>-227</b>

Filings by Major Case Category\*\*

Category	Summary	Change	% Change	Absolute Change
Felony	90	▼	-28.0%	-35
Garnishment	196	▲	+22.5%	+36
General Civil	327	▼	+16.8%	+47
Infraction/Civil Violation	606	▼	-27.1%	-225
Involuntary Civil Commitments	30	▼	-21.1%	-8
Landlord /Tenant	137	▼	+8.7%	+11
Misdemeanor	444	▼	-6.1%	-29
Other	447	▲	-1.8%	-8

\* Compared to same time period as previous year

\*\* Case Type Categories are defined in the 2017 Virginia Judicial Workload Assessment

**CPSS - GCMS CASELOAD STATISTICS OF THE GENERAL DISTRICT COURTS**  
January 2024 thru April 2024 Filings (Compared to January 2023 thru April 2023)

Protective Orders	46	▼	-25.8%	-16
<b>GRAND TOTAL</b>	<b>2,323</b>	▼	-8.9%	-227

\* Compared to same time period as previous year

\*\* Case Type Categories are defined in the 2017 Virginia Judicial Workload Assessment  
Source: SCV-SQL-Information

**CPSS - GCMS CASELOAD STATISTICS OF THE GENERAL DISTRICT COURTS**

January 2024 thru April 2024 Filings (Compared to January 2023 thru April 2023)

2024 Overall GRAND TOTAL		Distribution of Caseload			Change*		Percentage (%) of Caseload			
<b>3,928</b>	-409	<b>Criminal</b>	477	12%	-31.3%	▼	-217	<b>Criminal</b>	2023: 16.0%	2024: 12.1%
		<b>Traffic</b>	2,368	60%	-14.4%	▼	-399	<b>Traffic</b>	63.8%	60.3%
2024		<b>Civil</b>	1,045	27%	23.8%	▲	+201	<b>Civil</b>	19.5%	26.6%
2023		<b>Civil Commitments</b>	38	1%	18.8%	▲	+6	<b>Civil Commitments</b>	0.7%	1.0%
		<b>GRAND TOTAL</b>	<b>3,928</b>	100%	-9.4%	▼	-409	<b>GRAND TOTAL</b>	100%	100%

**Filings by Division & Code**

Division	Case Type Description	Code	Summary	Change	% Change	Absolute Change
<b>Criminal</b>	Misdemeanor	M	253	▼	-26.5%	-91
	Felony	F	117	▼	-45.3%	-97
	Show Cause	SC	53	▼	-14.5%	-9
	Capias	CA	48	▼	-17.2%	-10
	Civil Violation	CV	6	▼	-62.5%	-10
	<b>Total</b>			<b>477</b>	▼	<b>-31.3%</b>
<b>Traffic</b>	Infraction	I	1,490	▼	-17.4%	-313
	Misdemeanor	M	738	▼	-4.3%	-33
	Show Cause	SC	61	▼	-33.0%	-30
	Capias	CA	52	▼	-32.5%	-25
	Felony	F	19	▲	+72.7%	+8
	Civil Violation	CV	8	▼	-11.1%	-1
	Restricted Operators License	RL	0	▼	-100.0%	-5
	<b>Total</b>			<b>2,368</b>	▼	<b>-14.4%</b>
<b>Civil</b>	Warrant in Debt	WD	471	▲	+60.2%	+177
	Garnishment	GA	269	▼	-1.8%	-5
	Unlawful Detainer	UD	136	▲	+13.3%	+16
	Other	OT	30	▲	+30.4%	+7
	Impoundment	IM	28	▲	+21.7%	+5
	Admin License	AL	27	▲	+80.0%	+12
	Protective Order	PO	15	▲	+25.0%	+3
	Show Cause	SC	13	↔		-
	Detinue	DT	12	▼	-58.6%	-17
	Interrogatory	IN	12	▲	+100.0%	+6
	Abstract	AJ	10	▲	+25.0%	+2
	Preliminary Protective Order	PP	10	▼	-16.7%	-2
	Bond Forfeiture	BF	7	▼	-12.5%	-1
	Motion for Judgment	MJ	2	▼	-33.3%	-1
	Overweight	OC	2	▲	-	+2
	Petition-Restore Arms	PR	1	↔		-
	Capias	CA	0	▼	-100.0%	-2
	Counter Claim	CC	0	▼	-100.0%	-1
	<b>Total</b>			<b>1,045</b>	▲	<b>23.8%</b>
<b>Civil Commitments</b>	Temporary Detention Order	TD	31	▲	+14.8%	+4
	Emergency Custody Order	EC	7	▲	+40.0%	+2
	<b>Total</b>			<b>38</b>	▲	<b>18.8%</b>
<b>GRAND TOTAL</b>			<b>3,928</b>	▼	-9.4%	-409

**Filings by Major Case Category\*\***

Category	Summary	Change	% Change	Absolute Change
Felony	136	▲	-39.6%	-89
Garnishment	281	▲	+0.4%	+1
General Civil	494	▲	+48.3%	+161
Infraction/Civil Violation	1,506	▲	-17.6%	-322
Landlord /Tenant	136	▲	+13.3%	+16
Misdemeanor	991	▼	-11.5%	-129
Other	359	▼	-11.8%	-48

\* Compared to same time period as previous year

\*\* Case Type Categories are defined in the 2017 Virginia Judicial Workload Assessment

**CPSS - GCMS CASELOAD STATISTICS OF THE GENERAL DISTRICT COURTS**



January 2024 thru April 2024 Filings (Compared to January 2023 thru April 2023)

Protective Orders	25	▲	+4.2%	+1
<b>GRAND TOTAL</b>	<b>3,928</b>	▼	-9.4%	-409

\* Compared to same time period as previous year

\*\* Case Type Categories are defined in the 2017 Virginia Judicial Workload Assessment  
Source: SCV-SQL-Information



2024 Overall GRAND TOTAL		Distribution of Caseload			Change*		Percentage (%) of Caseload		
<b>1,357</b>	-633	<b>Criminal</b>	162	12%	3.8% ▲	+6	<b>Criminal</b>	2023	2024
		<b>Traffic</b>	877	65%	-42.0% ▼	-636	<b>Traffic</b>	7.8%	11.9%
		<b>Civil</b>	301	22%	1.3% ▲	+4	<b>Civil</b>	76.0%	64.6%
		<b>Civil Commitments</b>	17	1%	-29.2% ▼	-7	<b>Civil Commitments</b>	14.9%	22.2%
		<b>GRAND TOTAL</b>	<b>1,357</b>	100%	-31.8% ▼	-633	<b>GRAND TOTAL</b>	100%	100%

**Filings by Division & Code**

Division	Case Type Description	Code	Summary	Change	% Change	Absolute Change
<b>Criminal</b>	Misdemeanor	M	91	▲	+21.3%	+16
	Felony	F	42	▲	+16.7%	+6
	Show Cause	SC	17	▼	-39.3%	-11
	Capias	CA	7	↔		-
	Civil Violation	CV	5	▼	-50.0%	-5
	<b>Total</b>			<b>162</b>	<b>▲</b>	<b>3.8%</b>
<b>Traffic</b>	Infraction	I	672	▼	-48.3%	-627
	Misdemeanor	M	167	▼	-7.2%	-13
	Show Cause	SC	25	↔		-
	Capias	CA	12	▲	+71.4%	+5
	Felony	F	1	▼	-50.0%	-1
	<b>Total</b>			<b>877</b>	<b>▼</b>	<b>-42.0%</b>
<b>Civil</b>	Warrant in Debt	WD	148	▲	+21.3%	+26
	Garnishment	GA	77	↔		-
	Impoundment	IM	27	▼	-28.9%	-11
	Preliminary Protective Order	PP	14	▲	+100.0%	+7
	Other	OT	10	▼	-23.1%	-3
	Unlawful Detainer	UD	8	▼	-46.7%	-7
	Admin License	AL	4	▼	-20.0%	-1
	Interrogatory	IN	3	▼	-62.5%	-5
	Protective Order	PO	3	▼	-62.5%	-5
	Show Cause	SC	3	▲	+50.0%	+1
	Detinue	DT	2	▲	+100.0%	+1
	Motion for Judgment	MJ	1	▲	-	+1
	Petition-Restore Arms	PR	1	▲	-	+1
	Tenants Assertion	TA	0	▼	-100.0%	-1
<b>Total</b>			<b>301</b>	<b>▲</b>	<b>1.3%</b>	<b>+4</b>
<b>Civil Commitments</b>	Temporary Detention Order	TD	8	▼	-46.7%	-7
	Mental Commitment	MC	6	↔		-
	Emergency Custody Order	EC	3	↔		-
	<b>Total</b>			<b>17</b>	<b>▼</b>	<b>-29.2%</b>
<b>GRAND TOTAL</b>			<b>1,357</b>	<b>▼</b>	<b>-31.8%</b>	<b>-633</b>



**Filings by Major Case Category\*\***

Category	Summary	Change	% Change	Absolute Change
Felony	43	▼	+13.2%	+5
Garnishment	80	▼	-5.9%	-5
General Civil	153	▲	+18.6%	+24
Infraction/Civil Violation	677	▼	-48.3%	-632
Landlord /Tenant	8	▼	-50.0%	-8
Misdemeanor	258	▲	+1.2%	+3
Other	121	▲	-15.4%	-22
Protective Orders	17	▲	+13.3%	+2
<b>GRAND TOTAL</b>	<b>1,357</b>	<b>▼</b>	<b>-31.8%</b>	<b>-633</b>

\* Compared to same time period as previous year

\*\* Case Type Categories are defined in the 2017 Virginia Judicial Workload Assessment

Source: SCV-SQL-Information

2024 Overall GRAND TOTAL		Distribution of Caseload			Change*		Percentage (%) of Caseload			
2024 	2,295	+6	<b>Criminal</b>	187	8%	11.3% ▲	+19	<b>Criminal</b>	2023	2024
			<b>Traffic</b>	1,854	81%	-3.8% ▼	-73	<b>Traffic</b>	7.3%	8.1%
2023 			<b>Civil</b>	248	11%	27.8% ▲	+54	<b>Civil</b>	84.2%	80.8%
			<b>Civil Commitments</b>	6	0%	- ▲	+6	<b>Civil Commitments</b>	8.5%	10.8%
			<b>GRAND TOTAL</b>	<b>2,295</b>	100%	0.3% ▲	+6	<b>GRAND TOTAL</b>	0.0%	0.3%
								<b>GRAND TOTAL</b>	100%	100%

Filings by Division & Code

Division	Case Type Description	Code	Summary	Change	% Change	Absolute Change
<b>Criminal</b>	Misdemeanor	M	122	↔		-
	Felony	F	40	▲	+110.5%	+21
	Civil Violation	CV	11	▼	-21.4%	-3
	Show Cause	SC	11	▲	+120.0%	+6
	Capias	CA	3	▼	-62.5%	-5
	<b>Total</b>			<b>187</b>	<b>▲</b>	<b>11.3%</b>
<b>Traffic</b>	Infraction	I	1,489	▲	+1.3%	+19
	Misdemeanor	M	358	▼	-20.8%	-94
	Civil Violation	CV	2	▲	-	+2
	Show Cause	SC	2	▲	-	+2
	Capias	CA	1	▼	-50.0%	-1
	Felony	F	1	▼	-66.7%	-2
	Other	O	1	▲	-	+1
	<b>Total</b>			<b>1,854</b>	<b>▼</b>	<b>-3.8%</b>
<b>Civil</b>	Warrant in Debt	WD	117	▲	+56.0%	+42
	Garnishment	GA	48	▼	-11.1%	-6
	Admin License	AL	29	▲	+26.1%	+6
	Unlawful Detainer	UD	19	▲	+111.1%	+10
	Impoundment	IM	10	▲	+150.0%	+6
	Other	OT	9	▲	-35.7%	-5
	Motion for Judgment	MJ	6	▲	+500.0%	+5
	Show Cause	SC	4	▲	+300.0%	+3
	Overweight	OC	3	▲	-	+3
	Abstract	AJ	1	▲	-	+1
	Detinue	DT	1	↔		-
	Interrogatory	IN	1	↔		-
	Counter Claim	CC	0	▼	-100.0%	-2
	Preliminary Protective Order	PP	0	▼	-100.0%	-6
	Protective Order	PO	0	▼	-100.0%	-2
	Third Party Claim	TH	0	▼	-100.0%	-1
<b>Total</b>			<b>248</b>	<b>▲</b>	<b>27.8%</b>	<b>+54</b>
<b>Civil Commitments</b>	Emergency Custody Order	EC	4	▲	-	+4
	Temporary Detention Order	TD	2	▲	-	+2
	<b>Total</b>		<b>6</b>	<b>▲</b>	<b>-</b>	<b>+6</b>
<b>GRAND TOTAL</b>			<b>2,295</b>	<b>▲</b>	<b>0.3%</b>	<b>+6</b>

Filings by Major Case Category\*\*



Category	Summary	Change	% Change	Absolute Change
Felony	41	▲	+86.4%	+19
Garnishment	49	▼	-10.9%	-6
General Civil	129	▲	+61.3%	+49
Infraction/Civil Violation	1,506	▲	+1.5%	+22
Landlord /Tenant	19	▲	+111.1%	+10
Misdemeanor	480	▼	-16.4%	-94
Other	71	▲	+24.6%	+14
Protective Orders	0	▼	-100.0%	-8
<b>GRAND TOTAL</b>	<b>2,295</b>	<b>▲</b>	<b>0.3%</b>	<b>+6</b>

\* Compared to same time period as previous year

\*\* Case Type Categories are defined in the 2017 Virginia Judicial Workload Assessment

\* Compared to same time period as previous year

\*\* Case Type Categories are defined in the 2017 Virginia Judicial Workload Assessment  
Source: SCV-SQL-Information

2024 Overall GRAND TOTAL		Distribution of Caseload			Change*		Percentage (%) of Caseload		
<b>2,489</b>	+1,290	<b>Criminal</b>	191	8%	-12.8% ▼	-28	<b>Criminal</b>	2023	2024
		<b>Traffic</b>	1,965	79%	173.3% ▲	+1,246	<b>Traffic</b>	18.3%	7.7%
		<b>Civil</b>	320	13%	30.6% ▲	+75	<b>Civil</b>	60.0%	78.9%
		<b>Civil Commitments</b>	13	1%	-18.8% ▼	-3	<b>Civil Commitments</b>	20.4%	12.9%
		<b>GRAND TOTAL</b>	<b>2,489</b>	100%	107.6% ▲	+1,290	<b>GRAND TOTAL</b>	100%	100%

**Filings by Division & Code**

Division	Case Type Description	Code	Summary	Change	% Change	Absolute Change
<b>Criminal</b>	Misdemeanor	M	118	▼	-13.9%	-19
	Felony	F	40	▲	+8.1%	+3
	Capias	CA	13	▼	-13.3%	-2
	Civil Violation	CV	11	▼	-38.9%	-7
	Show Cause	SC	9	▼	-18.2%	-2
	Restricted Operators License	RL	0	▼	-100.0%	-1
	<b>Total</b>			<b>191</b>	▼	<b>-12.8%</b>
<b>Traffic</b>	Infraction	I	1,731	▲	+198.4%	+1,151
	Misdemeanor	M	230	▲	+81.1%	+103
	Felony	F	2	▼	-50.0%	-2
	Capias	CA	1	↔	-	-
	Show Cause	SC	1	▼	-50.0%	-1
	Civil Violation	CV	0	▼	-100.0%	-4
	Restricted Operators License	RL	0	▼	-100.0%	-1
<b>Total</b>			<b>1,965</b>	▲	<b>173.3%</b>	<b>+1,246</b>
<b>Civil</b>	Warrant in Debt	WD	145	▲	+90.8%	+69
	Garnishment	GA	81	▲	+5.2%	+4
	Unlawful Detainer	UD	27	▲	+28.6%	+6
	Admin License	AL	16	▼	-15.8%	-3
	Other	OT	13	▲	+18.2%	+2
	Preliminary Protective Order	PP	8	▼	-33.3%	-4
	Protective Order	PO	8	▲	+33.3%	+2
	Impoundment	IM	6	↔	-	-
	Show Cause	SC	6	▲	+20.0%	+1
	Abstract	AJ	4	▼	-20.0%	-1
	Interrogatory	IN	3	↔	-	-
	Motion for Judgment	MJ	2	▼	-33.3%	-1
	Zoning Violation	ZO	1	▲	-	+1
Counter Claim	CC	0	▼	-100.0%	-1	
<b>Total</b>			<b>320</b>	▲	<b>30.6%</b>	<b>+75</b>
<b>Civil Commitments</b>	Temporary Detention Order	TD	9	▼	-25.0%	-3
	Emergency Custody Order	EC	4	↔	-	-
<b>Total</b>			<b>13</b>	▼	<b>-18.8%</b>	<b>-3</b>
<b>GRAND TOTAL</b>			<b>2,489</b>	▲	107.6%	+1,290

**Filings by Major Case Category\*\***

Category	Summary	Change	% Change	Absolute Change
Felony	42	▼	+2.4%	+1
Garnishment	84	▲	+5.0%	+4
General Civil	151	▲	+88.8%	+71
Infraction/Civil Violation	1,742	▲	+189.4%	+1,140
Landlord /Tenant	27	▲	+28.6%	+6
Misdemeanor	349	▲	+31.2%	+83
Other	78	▼	-14.3%	-13
Protective Orders	16	↔	-11.1%	-2
<b>GRAND TOTAL</b>	<b>2,489</b>	▲	107.6%	+1,290

\* Compared to same time period as previous year

\*\* Case Type Categories are defined in the 2017 Virginia Judicial Workload Assessment

\* Compared to same time period as previous year



\*\* Case Type Categories are defined in the 2017 Virginia Judicial Workload Assessment  
Source: SCV-SQL-Information

**CPSS - GCMS CASELOAD STATISTICS OF THE GENERAL DISTRICT COURTS**

January 2024 thru April 2024 Filings (Compared to January 2023 thru April 2023)

**Louisa**

District: 16 FIPS: 109

2024 Overall GRAND TOTAL		Distribution of Caseload			Change*		Percentage (%) of Caseload		
<b>2,557</b>	+299	<b>Criminal</b>	404	16%	12.5% ▲	+45	<b>Criminal</b>	2023	2024
		<b>Traffic</b>	1,477	58%	7.3% ▲	+100	<b>Traffic</b>	15.9%	15.8%
		<b>Civil</b>	649	25%	30.8% ▲	+153	<b>Civil</b>	61.0%	57.8%
		<b>Civil Commitments</b>	27	1%	3.8% ▲	+1	<b>Civil Commitments</b>	22.0%	25.4%
		<b>GRAND TOTAL</b>	<b>2,557</b>	100%	13.2% ▲	+299	<b>GRAND TOTAL</b>	100%	100%

**Filings by Division & Code**

Division	Case Type Description	Code	Summary	Change	% Change	Absolute Change
<b>Criminal</b>	Misdemeanor	M	227	▲	+52.3%	+78
	Felony	F	105	▼	-32.3%	-50
	Capias	CA	31	▲	+34.8%	+8
	Civil Violation	CV	25	▲	+25.0%	+5
	Show Cause	SC	15	▲	+25.0%	+3
	Restricted Operators License	RL	1	▲	-	+1
	<b>Total</b>			<b>404</b>	<b>▲</b>	<b>12.5%</b>
<b>Traffic</b>	Infraction	I	1,205	▲	+10.6%	+115
	Misdemeanor	M	263	▼	-5.4%	-15
	Capias	CA	4	▲	+300.0%	+3
	Show Cause	SC	3	↔	-	-
	Felony	F	2	▼	-50.0%	-2
	Civil Violation	CV	0	▼	-100.0%	-1
	<b>Total</b>			<b>1,477</b>	<b>▲</b>	<b>7.3%</b>
<b>Civil</b>	Warrant in Debt	WD	289	▲	+41.7%	+85
	Garnishment	GA	154	▲	+17.6%	+23
	Impoundment	IM	62	▲	+63.2%	+24
	Unlawful Detainer	UD	54	▲	+12.5%	+6
	Other	OT	27	▲	+28.6%	+6
	Admin License	AL	21	▲	+61.5%	+8
	Preliminary Protective Order	PP	10	▼	-16.7%	-2
	Motion for Judgment	MJ	7	▲	+133.3%	+4
	Show Cause	SC	6	▲	+50.0%	+2
	Abstract	AJ	5	▼	-16.7%	-1
	Detinue	DT	4	▲	+33.3%	+1
	Protective Order	PO	4	▼	-42.9%	-3
	Counter Claim	CC	3	▲	-	+3
	Interrogatory	IN	2	▼	-50.0%	-2
	Tenants Assertion	TA	1	↔	-	-
Overweight	OC	0	▼	-100.0%	-1	
<b>Total</b>			<b>649</b>	<b>▲</b>	<b>30.8%</b>	<b>+153</b>
<b>Civil Commitments</b>	Temporary Detention Order	TD	24	▲	+9.1%	+2
	Emergency Custody Order	EC	3	▼	-25.0%	-1
	<b>Total</b>		<b>27</b>	<b>▲</b>	<b>3.8%</b>	<b>+1</b>
<b>GRAND TOTAL</b>			<b>2,557</b>	<b>▲</b>	<b>13.2%</b>	<b>+299</b>

**Filings by Major Case Category\*\***


Category	Summary	Change	% Change	Absolute Change
Felony	107	▼	-32.7%	-52
Garnishment	156	▼	+15.6%	+21
General Civil	308	▲	+41.9%	+91
Infraction/Civil Violation	1,230	▼	+10.6%	+118
Landlord /Tenant	55	▲	+12.2%	+6
Misdemeanor	491	▲	+15.0%	+64
Other	196	▲	+40.0%	+56
Protective Orders	14	▼	-26.3%	-5
<b>GRAND TOTAL</b>	<b>2,557</b>	<b>▲</b>	<b>13.2%</b>	<b>+299</b>

\* Compared to same time period as previous year

\*\* Case Type Categories are defined in the 2017 Virginia Judicial Workload Assessment

\* Compared to same time period as previous year

\*\* Case Type Categories are defined in the 2017 Virginia Judicial Workload Assessment  
Source: SCV-SQL-Information

2024 Overall GRAND TOTAL		Distribution of Caseload			Change*		Percentage (%) of Caseload			
<b>1,599</b>	+314	<b>Criminal</b>	79	5%	23.4%	▲	+15	<b>Criminal</b>	2023 5.0%	2024 4.9%
		<b>Traffic</b>	1,433	90%	28.5%	▲	+318	<b>Traffic</b>	86.8%	89.6%
2024		<b>Civil</b>	85	5%	-17.5%	▼	-18	<b>Civil</b>	8.0%	5.3%
2023		<b>Civil Commitments</b>	2	0%	-33.3%	▼	-1	<b>Civil Commitments</b>	0.2%	0.1%
		<b>GRAND TOTAL</b>	<b>1,599</b>	100%	24.4%	▲	+314	<b>GRAND TOTAL</b>	100%	100%

Filings by Division & Code

Division	Case Type Description	Code	Summary	Change	% Change	Absolute Change
<b>Criminal</b>	Misdemeanor	M	40	▲	+5.3%	+2
	Felony	F	27	▲	+200.0%	+18
	Civil Violation	CV	8	▲	+300.0%	+6
	Show Cause	SC	3	▼	-57.1%	-4
	Capias	CA	1	▼	-87.5%	-7
	<b>Total</b>			<b>79</b>	<b>▲</b>	<b>23.4%</b>
<b>Traffic</b>	Infraction	I	1,188	▲	+21.7%	+212
	Misdemeanor	M	228	▲	+76.7%	+99
	Capias	CA	8	▲	+100.0%	+4
	Show Cause	SC	5	↔	-	-
	Restricted Operators License	RL	2	▲	-	+2
	Civil Violation	CV	1	▲	-	+1
	Felony	F	1	↔	-	-
<b>Total</b>			<b>1,433</b>	<b>▲</b>	<b>28.5%</b>	<b>+318</b>
<b>Civil</b>	Warrant in Debt	WD	35	▼	-34.0%	-18
	Garnishment	GA	25	▲	+31.6%	+6
	Preliminary Protective Order	PP	8	▲	+300.0%	+6
	Admin License	AL	3	▼	-62.5%	-5
	Counter Claim	CC	3	▲	-	+3
	Protective Order	PO	3	▲	-	+3
	Unlawful Detainer	UD	3	▲	+50.0%	+1
	Other	OT	2	▼	-71.4%	-5
	Detinue	DT	1	↔	-	-
	Impoundment	IM	1	▼	-66.7%	-2
	Overweight	OC	1	▲	-	+1
	Capias	CA	0	▼	-100.0%	-2
	Interrogatory	IN	0	▼	-100.0%	-5
	Tenants Assertion	TA	0	▼	-100.0%	-1
<b>Total</b>			<b>85</b>	<b>▼</b>	<b>-17.5%</b>	<b>-18</b>
<b>Civil Commitments</b>	Temporary Detention Order	TD	2	▼	-33.3%	-1
<b>Total</b>			<b>2</b>	<b>▼</b>	<b>-33.3%</b>	<b>-1</b>
<b>GRAND TOTAL</b>			<b>1,599</b>	<b>▲</b>	<b>24.4%</b>	<b>+314</b>



Filings by Major Case Category\*\*

Category	Summary	Change	% Change	Absolute Change
Felony	28	▲	+180.0%	+18
Garnishment	25	▼	+4.2%	+1
General Civil	37	▼	-33.9%	-19
Infraction/Civil Violation	1,198	▲	+22.5%	+220
Landlord /Tenant	3	▼	-	0
Misdemeanor	270	▲	+61.7%	+103
Other	27	▲	-40.0%	-18
Protective Orders	11	▲	+450.0%	+9
<b>GRAND TOTAL</b>	<b>1,599</b>	<b>▲</b>	<b>24.4%</b>	<b>+314</b>

\* Compared to same time period as previous year

\*\* Case Type Categories are defined in the 2017 Virginia Judicial Workload Assessment  
 Source: SCV-SQL-Information



2024 Overall GRAND TOTAL		Distribution of Caseload			Change*		Percentage (%) of Caseload		
<b>3,147</b>	+424	<b>Criminal</b>	312	10%	-7.4% ▼	-25	<b>Criminal</b>	2023	2024
		<b>Traffic</b>	1,959	62%	9.9% ▲	+177	<b>Traffic</b>	12.4%	9.9%
		<b>Civil</b>	844	27%	45.0% ▲	+262	<b>Civil</b>	65.4%	62.2%
		<b>Civil Commitments</b>	32	1%	45.5% ▲	+10	<b>Civil Commitments</b>	21.4%	26.8%
		<b>GRAND TOTAL</b>	<b>3,147</b>	100%	15.6% ▲	+424	<b>GRAND TOTAL</b>	0.8%	1.0%
							<b>GRAND TOTAL</b>	100%	100%

**Filings by Division & Code**

Division	Case Type Description	Code	Summary	Change	% Change	Absolute Change
<b>Criminal</b>	Misdemeanor	M	164	▼	-15.9%	-31
	Felony	F	92	▲	+50.8%	+31
	Show Cause	SC	29	▲	+3.6%	+1
	Capias	CA	19	▼	-38.7%	-12
	Civil Violation	CV	8	▼	-63.6%	-14
	<b>Total</b>			<b>312</b>	▼	<b>-7.4%</b>
<b>Traffic</b>	Infraction	I	1,473	▲	+5.4%	+75
	Misdemeanor	M	374	▲	+21.4%	+66
	Other	O	105	▲	+87.5%	+49
	Felony	F	4	▼	-55.6%	-5
	Show Cause	SC	3	▼	-40.0%	-2
	Capias	CA	0	▼	-100.0%	-6
	<b>Total</b>			<b>1,959</b>	▲	<b>9.9%</b>
<b>Civil</b>	Warrant in Debt	WD	443	▲	+80.1%	+197
	Garnishment	GA	179	▲	+10.5%	+17
	Unlawful Detainer	UD	76	▲	+8.6%	+6
	Detinue	DT	30	▲	+66.7%	+12
	Other	OT	26	▼	+18.2%	+4
	Preliminary Protective Order	PP	20	▲	+233.3%	+14
	Admin License	AL	19	▼	-20.8%	-5
	Impoundment	IM	18	▲	+38.5%	+5
	Protective Order	PO	14	▲	+100.0%	+7
	Show Cause	SC	7	▲	+75.0%	+3
	Motion for Judgment	MJ	5	▲	+400.0%	+4
	Interrogatory	IN	4	▲	+100.0%	+2
	Abstract	AJ	2	▼	-66.7%	-4
	Capias	CA	1	▲	-	+1
	Tenants Assertion	TA	0	▼	-100.0%	-1
<b>Total</b>			<b>844</b>	▲	<b>45.0%</b>	<b>+262</b>
<b>Civil Commitments</b>	Temporary Detention Order	TD	31	▲	+72.2%	+13
	Emergency Custody Order	EC	1	▼	-75.0%	-3
	<b>Total</b>			<b>32</b>	▲	<b>45.5%</b>
<b>GRAND TOTAL</b>			<b>3,147</b>	▲	15.6%	+424

**Filings by Major Case Category\*\***

Category	Summary	Change	% Change	Absolute Change	
Felony	96	▼	+37.1%	+26	
Garnishment	183	▲	+11.6%	+19	
General Civil	478	▲	+78.4%	+210	
Infraction/Civil Violation	1,586	▲	+7.5%	+110	
Landlord /Tenant	76	▼	+7.0%	+5	
Misdemeanor	538	▲	+7.0%	+35	
Other	156	▲	-1.3%	-2	
Protective Orders	34	▲	+161.5%	+21	
<b>GRAND TOTAL</b>		<b>3,147</b>	▲	15.6%	+424

\* Compared to same time period as previous year

\*\* Case Type Categories are defined in the 2017 Virginia Judicial Workload Assessment



Source: SCV-SQL-Information

**CPSS - GCMS CASELOAD STATISTICS OF THE GENERAL DISTRICT COURTS**

January 2024 thru April 2024 Filings (Compared to January 2023 thru April 2023)

**Arlington**

District: 17 FIPS: 013

2024 Overall GRAND TOTAL		Distribution of Caseload			Change*		Percentage (%) of Caseload		
<b>13,140</b>	-1,161	<b>Criminal</b>	2,633	20%	30.0% ▲	+607	<b>Criminal</b>	2023	2024
		<b>Traffic</b>	7,530	57%	-20.6% ▼	-1,948	<b>Traffic</b>	14.2%	20.0%
		<b>Civil</b>	2,752	21%	7.3% ▲	+187	<b>Civil</b>	66.3%	57.3%
		<b>Civil Commitments</b>	225	2%	-3.0% ▼	-7	<b>Civil Commitments</b>	17.9%	20.9%
		<b>GRAND TOTAL</b>	<b>13,140</b>	100%	-8.1% ▼	-1,161	<b>GRAND TOTAL</b>	1.6%	1.7%
							<b>GRAND TOTAL</b>	100%	100%

**Filings by Division & Code**

Division	Case Type Description	Code	Summary	Change	% Change	Absolute Change
<b>Criminal</b>	Misdemeanor	M	1,301	▲	+31.9%	+315
	Felony	F	726	▲	+1.1%	+8
	Civil Violation	CV	285	▲	+612.5%	+245
	Capias	CA	253	▲	+6.3%	+15
	Show Cause	SC	68	▲	+54.5%	+24
	<b>Total</b>			<b>2,633</b>	<b>▲</b>	<b>30.0%</b>
<b>Traffic</b>	Infraction	I	6,038	▼	-22.8%	-1,782
	Misdemeanor	M	1,123	▼	-15.8%	-210
	Other	O	201	▲	+32.2%	+49
	Felony	F	58	▲	+114.8%	+31
	Capias	CA	47	▼	-27.7%	-18
	Show Cause	SC	40	▲	+2.6%	+1
	Civil Violation	CV	23	▼	-45.2%	-19
	<b>Total</b>			<b>7,530</b>	<b>▼</b>	<b>-20.6%</b>
<b>Civil</b>	Unlawful Detainer	UD	973	▲	+20.6%	+166
	Warrant in Debt	WD	755	▲	+18.9%	+120
	Garnishment	GA	425	▲	+29.2%	+96
	Motion for Judgment	MJ	300	▼	-33.3%	-150
	Admin License	AL	111	▼	-6.7%	-8
	Preliminary Protective Order	PP	51	▼	-8.9%	-5
	Protective Order	PO	42	▼	-16.0%	-8
	Other	OT	32	▲	-20.0%	-8
	Impoundment	IM	16	▼	-5.9%	-1
	Show Cause	SC	16	▼	-44.8%	-13
	Interrogatory	IN	13	▲	+18.2%	+2
	Counter Claim	CC	6	↔		-
	Petition-Restore Arms	PR	4	▲	-	+4
	Bond Forfeiture	BF	3	↔		-
	Tenants Assertion	TA	3	▼	-66.7%	-6
	Detinue	DT	1	▼	-50.0%	-1
	Restricted Operators License	RL	1	▲	-	+1
	Capias	CA	0	▼	-100.0%	-2
<b>Total</b>			<b>2,752</b>	<b>▲</b>	<b>7.3%</b>	<b>+187</b>
<b>Civil Commitments</b>	Mental Commitment	MC	128	▲	+12.3%	+14
	Temporary Detention Order	TD	35	▼	-36.4%	-20
	Emergency Custody Order	EC	25	▼	-26.5%	-9
	Other	OT	25	▲	+38.9%	+7
	Petition	PT	11	▲	+57.1%	+4
	Medical Emergency Custody Order	ME	1	▲	-	+1
	Medical Emergency Temporary Detention Order	MT	0	▼	-100.0%	-4
<b>Total</b>			<b>225</b>	<b>▼</b>	<b>-3.0%</b>	<b>-7</b>
<b>GRAND TOTAL</b>			<b>13,140</b>	<b>▼</b>	<b>-8.1%</b>	<b>-1,161</b>

**Filings by Major Case Category\*\***

Category	Summary	Change	% Change	Absolute Change
Felony	784	▲	+5.2%	+39
Garnishment	438	▲	+28.8%	+98
General Civil	1,070	▲	-2.2%	-24

\* Compared to same time period as previous year

\*\* Case Type Categories are defined in the 2017 Virginia Judicial Workload Assessment

**CPSS - GCMS CASELOAD STATISTICS OF THE GENERAL DISTRICT COURTS**

January 2024 thru April 2024 Filings (Compared to January 2023 thru April 2023)



**Arlington**

District: 17 FIPS: 013

Infraction/Civil Violation	6,547	▲	-18.7%	-1,507
Involuntary Civil Commitments	36	▲	+44.0%	+11
Landlord /Tenant	976	▼	+19.6%	+160
Misdemeanor	2,425	▲	+4.6%	+106
Other	771	▲	-3.9%	-31
Protective Orders	93	▼	-12.3%	-13
<b>GRAND TOTAL</b>	<b>13,140</b>	▼	-8.1%	-1,161

\* Compared to same time period as previous year

\*\* Case Type Categories are defined in the 2017 Virginia Judicial Workload Assessment  
Source: SCV-SQL-Information

2024 Overall GRAND TOTAL		Distribution of Caseload			Change*		Percentage (%) of Caseload		
<b>763</b>	-28	<b>Criminal</b>	111	15%	30.6% ▲	+26	<b>Criminal</b>	2023	2024
		<b>Traffic</b>	559	73%	-9.3% ▼	-57	<b>Traffic</b>	10.7%	14.5%
		<b>Civil</b>	93	12%	3.3% ▲	+3	<b>Civil</b>	77.9%	73.3%
		<b>GRAND TOTAL</b>	<b>763</b>	100%	-3.5% ▼	-28	<b>GRAND TOTAL</b>	100%	100%

Filings by Division & Code

Division	Case Type Description	Code	Summary	Change	% Change	Absolute Change
<b>Criminal</b>	Misdemeanor	M	75	▲	+70.5%	+31
	Capias	CA	17	▲	+21.4%	+3
	Felony	F	17	▼	-29.2%	-7
	Show Cause	SC	2	▼	-33.3%	-1
	<b>Total</b>		<b>111</b>	<b>▲</b>	<b>30.6%</b>	<b>+26</b>
<b>Traffic</b>	Infraction	I	462	▼	-12.0%	-63
	Misdemeanor	M	64	▲	+14.3%	+8
	Other	O	23	▼	-23.3%	-7
	Show Cause	SC	5	▲	+150.0%	+3
	Capias	CA	2	↔		-
	Civil Violation	CV	2	▲	-	+2
	Felony	F	1	↔		-
<b>Total</b>		<b>559</b>	<b>▼</b>	<b>-9.3%</b>	<b>-57</b>	
<b>Civil</b>	Unlawful Detainer	UD	50	▲	+61.3%	+19
	Warrant in Debt	WD	20	▼	-13.0%	-3
	Garnishment	GA	13	▼	-40.9%	-9
	Admin License	AL	5	▼	-37.5%	-3
	Counter Claim	CC	1	▲	-	+1
	Other	OT	1	↔		-
	Preliminary Protective Order	PP	1	▲	-	+1
	Protective Order	PO	1	▲	-	+1
	Tenants Assertion	TA	1	▲	-	+1
	Bond Forfeiture	BF	0	▼	-100.0%	-1
	Impoundment	IM	0	▼	-100.0%	-1
	Interrogatory	IN	0	▼	-100.0%	-2
	Petition-Restore Arms	PR	0	▼	-100.0%	-1
	<b>Total</b>		<b>93</b>	<b>▲</b>	<b>3.3%</b>	<b>+3</b>
<b>GRAND TOTAL</b>		<b>763</b>	<b>▼</b>	<b>-3.5%</b>	<b>-28</b>	

Filings by Major Case Category\*\*

Category	Summary	Change	% Change	Absolute Change
Felony	18	▼	-28.0%	-7
Garnishment	13	▼	-45.8%	-11
General Civil	20	▼	-16.7%	-4
Infraction/Civil Violation	487	▲	-12.3%	-68
Landlord /Tenant	51	▲	+64.5%	+20
Misdemeanor	139	▲	+39.0%	+39
Other	33	▲	+3.1%	+1
Protective Orders	2	▲	-	+2
<b>GRAND TOTAL</b>	<b>763</b>	<b>▼</b>	<b>-3.5%</b>	<b>-28</b>

\* Compared to same time period as previous year



\*\* Case Type Categories are defined in the 2017 Virginia Judicial Workload Assessment  
 Source: SCV-SQL-Information

**CPSS - GCMS CASELOAD STATISTICS OF THE GENERAL DISTRICT COURTS**

January 2024 thru April 2024 Filings (Compared to January 2023 thru April 2023)

**Alexandria**

District: 18 FIPS: 510

2024 Overall GRAND TOTAL		Distribution of Caseload			Change*		Percentage (%) of Caseload		
<b>7,728</b>	+395	<b>Criminal</b>	1,405	18%	23.6% ▲	+268	<b>Criminal</b>	2023: 15.5%	2024: 18.2%
		<b>Traffic</b>	2,989	39%	-4.8% ▼	-151	<b>Traffic</b>	42.8%	38.7%
		<b>Civil</b>	3,052	39%	9.2% ▲	+256	<b>Civil</b>	38.1%	39.5%
		<b>Civil Commitments</b>	282	4%	8.5% ▲	+22	<b>Civil Commitments</b>	3.5%	3.6%
		<b>GRAND TOTAL</b>	<b>7,728</b>	100%	5.4% ▲	+395	<b>GRAND TOTAL</b>	100%	100%

**Filings by Division & Code**

Division	Case Type Description	Code	Summary	Change	% Change	Absolute Change
<b>Criminal</b>	Misdemeanor	M	868	▲	+28.2%	+191
	Felony	F	356	▲	+15.6%	+48
	Capias	CA	108	▲	+89.5%	+51
	Show Cause	SC	51	▼	-21.5%	-14
	Civil Violation	CV	22	▼	-26.7%	-8
	<b>Total</b>			<b>1,405</b>	<b>▲</b>	<b>23.6%</b>
<b>Traffic</b>	Infraction	I	2,123	▲	+3.2%	+65
	Misdemeanor	M	508	▼	-4.2%	-22
	Other	O	297	▼	-39.1%	-191
	Felony	F	21	▲	+5.0%	+1
	Show Cause	SC	16	▼	-55.6%	-20
	Civil Violation	CV	14	▲	+366.7%	+11
	Capias	CA	10	▲	+100.0%	+5
<b>Total</b>			<b>2,989</b>	<b>▼</b>	<b>-4.8%</b>	<b>-151</b>
<b>Civil</b>	Unlawful Detainer	UD	1,646	▲	+16.1%	+228
	Warrant in Debt	WD	774	▲	+5.2%	+38
	Garnishment	GA	304	▼	-19.1%	-72
	Other	OT	95	▲	+61.0%	+36
	Protective Order	PO	76	▲	+35.7%	+20
	Preliminary Protective Order	PP	65	▲	+20.4%	+11
	Bond Forfeiture	BF	34	▼	-15.0%	-6
	Interrogatory	IN	21	▲	+75.0%	+9
	Admin License	AL	12	▲	+20.0%	+2
	Motion for Judgment	MJ	9	▲	+12.5%	+1
	Counter Claim	CC	6	▼	-25.0%	-2
	Abstract	AJ	5	▼	-16.7%	-1
	Tenants Assertion	TA	4	▼	-63.6%	-7
	Detinue	DT	1	↔		-
	Restricted Operators License	RL	0	▼	-100.0%	-1
<b>Total</b>			<b>3,052</b>	<b>▲</b>	<b>9.2%</b>	<b>+256</b>
<b>Civil Commitments</b>	Temporary Detention Order	TD	126	▲	+1.6%	+2
	Mental Commitment	MC	96	▲	+7.9%	+7
	Emergency Custody Order	EC	35	▼	-16.7%	-7
	Petition	PT	15	▲	+275.0%	+11
	Other	OT	10	▲	+900.0%	+9
<b>Total</b>			<b>282</b>	<b>▲</b>	<b>8.5%</b>	<b>+22</b>
<b>GRAND TOTAL</b>			<b>7,728</b>	<b>▲</b>	<b>5.4%</b>	<b>+395</b>

**Filings by Major Case Category\*\***

Category	Summary	Change	% Change	Absolute Change
Felony	377	▲	+14.9%	+49
Garnishment	325	▲	-16.2%	-63
General Civil	787	▼	+4.8%	+36
Infraction/Civil Violation	2,456	▲	-4.8%	-123
Involuntary Civil Commitments	25	▲	+400.0%	+20
Landlord /Tenant	1,650	▼	+15.5%	+221
Misdemeanor	1,376	▼	+13.9%	+168

\* Compared to same time period as previous year

\*\* Case Type Categories are defined in the 2017 Virginia Judicial Workload Assessment

**CPSS - GCMS CASELOAD STATISTICS OF THE GENERAL DISTRICT COURTS**  
January 2024 thru April 2024 Filings (Compared to January 2023 thru April 2023)



Other	591	▲	+10.5%	+56
Protective Orders	141	▲	+28.2%	+31
<b>GRAND TOTAL</b>	<b>7,728</b>	▲	5.4%	+395

\* Compared to same time period as previous year

\*\* Case Type Categories are defined in the 2017 Virginia Judicial Workload Assessment  
Source: SCV-SQL-Information

**CPSS - GCMS CASELOAD STATISTICS OF THE GENERAL DISTRICT COURTS**

January 2024 thru April 2024 Filings (Compared to January 2023 thru April 2023)

2024 Overall GRAND TOTAL		Distribution of Caseload			Change*		Percentage (%) of Caseload		
<b>74,125</b>	+5,660	<b>Criminal</b>	10,505	14%	30.0% ▲	+2,422	<b>Criminal</b>	2023	2024
		<b>Traffic</b>	50,716	68%	2.6% ▲	+1,279	<b>Traffic</b>	11.8%	14.2%
		<b>Civil</b>	11,503	16%	17.6% ▲	+1,722	<b>Civil</b>	72.2%	68.4%
		<b>Civil Commitments</b>	1,401	2%	20.4% ▲	+237	<b>Civil Commitments</b>	14.3%	15.5%
		<b>GRAND TOTAL</b>	<b>74,125</b>	100%	8.3% ▲	+5,660	<b>GRAND TOTAL</b>	100%	100%

**Filings by Division & Code**

Division	Case Type Description	Code	Summary	Change	% Change	Absolute Change
<b>Criminal</b>	Misdemeanor	M	5,542	▲	+32.6%	+1,364
	Felony	F	3,797	▲	+26.6%	+797
	Capias	CA	840	▲	+40.7%	+243
	Show Cause	SC	223	▲	+5.7%	+12
	Civil Violation	CV	99	▲	+7.6%	+7
	Motion	MO	4	▼	-20.0%	-1
	<b>Total</b>			<b>10,505</b>	<b>▲</b>	<b>30.0%</b>
<b>Traffic</b>	Infraction	I	44,145	▲	+4.5%	+1,899
	Misdemeanor	M	5,714	▼	-10.4%	-664
	Capias	CA	274	▲	+1.5%	+4
	Show Cause	SC	201	▲	+12.3%	+22
	Felony	F	179	▲	+36.6%	+48
	Civil Violation	CV	112	▼	-18.2%	-25
	Motion	MO	77	▼	-15.4%	-14
	Restricted Operators License	RL	14	▲	+180.0%	+9
<b>Total</b>			<b>50,716</b>	<b>▲</b>	<b>2.6%</b>	<b>+1,279</b>
<b>Civil</b>	Warrant in Debt	WD	4,536	▲	+20.6%	+776
	Unlawful Detainer	UD	3,401	▲	+40.2%	+976
	Garnishment	GA	1,995	▲	+2.5%	+49
	Admin License	AL	485	▲	+0.6%	+3
	Other	OT	178	▲	+12.7%	+20
	Preliminary Protective Order	PP	176	▼	-2.8%	-5
	Show Cause	SC	137	▲	+22.3%	+25
	Protective Order	PO	135	▲	+7.1%	+9
	Interrogatory	IN	88	▼	-6.4%	-6
	Bond Forfeiture	BF	83	▼	-8.8%	-8
	Motion for Judgment	MJ	52	▼	-3.7%	-2
	Zoning Violation	ZO	51	▼	-46.9%	-45
	Impoundment	IM	46	↔		-
	Counter Claim	CC	40	▼	-18.4%	-9
	Abstract	AJ	32	▼	-62.4%	-53
	Overweight	OC	28	▲	+27.3%	+6
	Detinue	DT	22	▲	+69.2%	+9
	Tenants Assertion	TA	11	▼	-62.1%	-18
	Capias	CA	4	↔		-
	Petition-Restore Arms	PR	3	▼	-25.0%	-1
Cross Claim	CR	0	▼	-100.0%	-3	
Third Party Claim	TH	0	▼	-100.0%	-1	
<b>Total</b>			<b>11,503</b>	<b>▲</b>	<b>17.6%</b>	<b>+1,722</b>
<b>Civil Commitments</b>	Temporary Detention Order	TD	619	▲	+14.8%	+80
	Mental Commitment	MC	615	▲	+30.3%	+143
	Emergency Custody Order	EC	104	▼	-14.8%	-18
	Other	OT	48	▲	+200.0%	+32
	Medical Emergency Temporary Detention Order	MT	11	▼	-26.7%	-4
	Petition	PT	4	▲	-	+4
<b>Total</b>			<b>1,401</b>	<b>▲</b>	<b>20.4%</b>	<b>+237</b>
<b>GRAND TOTAL</b>			<b>74,125</b>	<b>▲</b>	<b>8.3%</b>	<b>+5,660</b>

\* Compared to same time period as previous year

\*\* Case Type Categories are defined in the 2017 Virginia Judicial Workload Assessment

**CPSS - GCMS CASELOAD STATISTICS OF THE GENERAL DISTRICT COURTS**  
 January 2024 thru April 2024 Filings (Compared to January 2023 thru April 2023)

**Filings by Major Case Category\*\***

Category	Summary	Change	% Change	Absolute Change
Felony	3,976	▲	+27.0%	+845
Garnishment	2,083	▼	+2.1%	+43
General Civil	4,627	▲	+20.4%	+784
Infraction/Civil Violation	44,384	▲	+4.4%	+1,887
Involuntary Civil Commitments	52	▲	+225.0%	+36
Landlord /Tenant	3,412	▼	+39.0%	+958
Misdemeanor	11,321	▲	+6.2%	+664
Other	3,959	▼	+12.5%	+439
Protective Orders	311	▲	+1.3%	+4
<b>GRAND TOTAL</b>	<b>74,125</b>	▲	8.3%	+5,660

\* Compared to same time period as previous year

\*\* Case Type Categories are defined in the 2017 Virginia Judicial Workload Assessment  
 Source: SCV-SQL-Information



2024 Overall GRAND TOTAL		Distribution of Caseload			Change*		Percentage (%) of Caseload		
<b>1,651</b>	+49	<b>Criminal</b>	222	13%	33.7% ▲	+56	<b>Criminal</b>	2023 10.4%	2024 13.4%
2024		<b>Traffic</b>	1,414	86%	-0.4% ▼	-5	<b>Traffic</b>	88.6%	85.6%
2023		<b>Civil</b>	15	1%	-11.8% ▼	-2	<b>Civil</b>	1.1%	0.9%
		<b>GRAND TOTAL</b>	<b>1,651</b>	100%	3.1% ▲	+49	<b>GRAND TOTAL</b>	100%	100%

**Filings by Division & Code**



Division	Case Type Description	Code	Summary	Change	% Change	Absolute Change
<b>Criminal</b>	Misdemeanor	M	190	▲	+39.7%	+54
	Capias	CA	28	▲	+27.3%	+6
	Show Cause	SC	4	▲	+33.3%	+1
	Civil Violation	CV	0	▼	-100.0%	-4
	Felony	F	0	▼	-100.0%	-1
	<b>Total</b>			<b>222</b>	<b>▲</b>	<b>33.7%</b>
<b>Traffic</b>	Infraction	I	1,201	▲	+0.8%	+10
	Misdemeanor	M	173	▲	+9.5%	+15
	Civil Violation	CV	22	▼	-63.3%	-38
	Capias	CA	14	▲	+100.0%	+7
	Show Cause	SC	4	▲	+33.3%	+1
	<b>Total</b>			<b>1,414</b>	<b>▼</b>	<b>-0.4%</b>
<b>Civil</b>	Admin License	AL	8	▼	-38.5%	-5
	Zoning Violation	ZO	5	▲	+25.0%	+1
	Impoundment	IM	1	▲	-	+1
	Protective Order	PO	1	▲	-	+1
	<b>Total</b>			<b>15</b>	<b>▼</b>	<b>-11.8%</b>
<b>GRAND TOTAL</b>			<b>1,651</b>	<b>▲</b>	<b>3.1%</b>	<b>+49</b>

**Filings by Major Case Category\*\***

Category	Summary	Change	% Change	Absolute Change
Felony	0	▼	-100.0%	-1
Infraction/Civil Violation	1,223	▼	-2.5%	-32
Misdemeanor	368	▲	+23.5%	+70
Other	59	▲	+22.9%	+11
Protective Orders	1	▲	-	+1
<b>GRAND TOTAL</b>	<b>1,651</b>	<b>▲</b>	<b>3.1%</b>	<b>+49</b>

\* Compared to same time period as previous year

\*\* Case Type Categories are defined in the 2017 Virginia Judicial Workload Assessment  
 Source: SCV-SQL-Information

2024 Overall GRAND TOTAL		Distribution of Caseload			Change*		Percentage (%) of Caseload		
<b>7,930</b>	+486	<b>Criminal</b>	709	9%	8.6% ▲	+56	<b>Criminal</b>	2023	2024
		<b>Traffic</b>	6,313	80%	5.5% ▲	+328	<b>Traffic</b>	8.8%	8.9%
		<b>Civil</b>	866	11%	11.7% ▲	+91	<b>Civil</b>	80.4%	79.6%
		<b>Civil Commitments</b>	42	1%	35.5% ▲	+11	<b>Civil Commitments</b>	10.4%	10.9%
		<b>GRAND TOTAL</b>	<b>7,930</b>	100%	6.5% ▲	+486	<b>GRAND TOTAL</b>	0.4%	0.5%
							<b>GRAND TOTAL</b>	100%	100%

**Filings by Division & Code**

Division	Case Type Description	Code	Summary	Change	% Change	Absolute Change
<b>Criminal</b>	Misdemeanor	M	434	▲	+22.9%	+81
	Felony	F	141	▼	-19.9%	-35
	Show Cause	SC	50	▲	+61.3%	+19
	Civil Violation	CV	43	▼	-8.5%	-4
	Capias	CA	39	▼	-15.2%	-7
	Restricted Operators License	RL	2	▲	-	+2
	<b>Total</b>			<b>709</b>	<b>▲</b>	<b>8.6%</b>
<b>Traffic</b>	Infraction	I	5,431	▲	+5.7%	+291
	Misdemeanor	M	858	▲	+5.3%	+43
	Capias	CA	10	↔	-	-
	Felony	F	10	▼	-28.6%	-4
	Show Cause	SC	4	▲	+33.3%	+1
	Civil Violation	CV	0	▼	-100.0%	-2
	Other	O	0	▼	-100.0%	-1
<b>Total</b>			<b>6,313</b>	<b>▲</b>	<b>5.5%</b>	<b>+328</b>
<b>Civil</b>	Warrant in Debt	WD	367	▲	+21.5%	+65
	Garnishment	GA	207	▲	+4.5%	+9
	Unlawful Detainer	UD	102	▲	+64.5%	+40
	Admin License	AL	54	▼	-3.6%	-2
	Preliminary Protective Order	PP	23	▼	-17.9%	-5
	Other	OT	20	▼	-33.3%	-10
	Protective Order	PO	20	▲	+5.3%	+1
	Interrogatory	IN	16	▲	+33.3%	+4
	Abstract	AJ	15	↔	-	-
	Impoundment	IM	10	▼	-41.2%	-7
	Zoning Violation	ZO	9	▲	+200.0%	+6
	Detinue	DT	6	▼	-33.3%	-3
	Show Cause	SC	6	▼	-25.0%	-2
	Counter Claim	CC	4	▲	+100.0%	+2
	Motion for Judgment	MJ	4	▲	+300.0%	+3
	Bond Forfeiture	BF	1	▲	-	+1
	Overweight	OC	1	▼	-80.0%	-4
	Tenants Assertion	TA	1	▼	-66.7%	-2
	Capias	CA	0	▼	-100.0%	-1
	Petition-Restore Arms	PR	0	▼	-100.0%	-2
Restricted Operators License	RL	0	▼	-100.0%	-2	
<b>Total</b>			<b>866</b>	<b>▲</b>	<b>11.7%</b>	<b>+91</b>
<b>Civil Commitments</b>	Temporary Detention Order	TD	30	▲	+36.4%	+8
	Emergency Custody Order	EC	12	▲	+33.3%	+3
	<b>Total</b>		<b>42</b>	<b>▲</b>	<b>35.5%</b>	<b>+11</b>
<b>GRAND TOTAL</b>			<b>7,930</b>	<b>▲</b>	<b>6.5%</b>	<b>+486</b>

**Filings by Major Case Category\*\***

Category	Summary	Change	% Change	Absolute Change
Felony	151	▼	-20.5%	-39
Garnishment	223	▲	+6.2%	+13
General Civil	380	▲	+19.1%	+61
Infraction/Civil Violation	5,475	▼	+5.4%	+280

\* Compared to same time period as previous year

\*\* Case Type Categories are defined in the 2017 Virginia Judicial Workload Assessment

**CPSS - GCMS CASELOAD STATISTICS OF THE GENERAL DISTRICT COURTS**

January 2024 thru April 2024 Filings (Compared to January 2023 thru April 2023)

Landlord /Tenant	103	▼	+58.5%	+38
Misdemeanor	1,303	▲	+11.1%	+130
Other	252	▲	+2.9%	+7
Protective Orders	43	▼	-8.5%	-4
<b>GRAND TOTAL</b>	<b>7,930</b>	▲	6.5%	+486

\* Compared to same time period as previous year



\*\* Case Type Categories are defined in the 2017 Virginia Judicial Workload Assessment  
Source: SCV-SQL-Information

**CPSS - GCMS CASELOAD STATISTICS OF THE GENERAL DISTRICT COURTS**

January 2024 thru April 2024 Filings (Compared to January 2023 thru April 2023)

**Loudoun**

District: 20 FIPS: 107

2024 Overall GRAND TOTAL		Distribution of Caseload			Change*		Percentage (%) of Caseload		
<b>17,658</b>	+396	<b>Criminal</b>	2,205	12%	12.0% ▲	+236	<b>Criminal</b>	2023	2024
		<b>Traffic</b>	11,315	64%	2.6% ▲	+291	<b>Traffic</b>	11.4%	12.5%
		<b>Civil</b>	3,819	22%	-3.9% ▼	-157	<b>Civil</b>	63.9%	64.1%
		<b>Civil Commitments</b>	319	2%	8.9% ▲	+26	<b>Civil Commitments</b>	23.0%	21.6%
		<b>GRAND TOTAL</b>	<b>17,658</b>	100%	2.3% ▲	+396	<b>GRAND TOTAL</b>	100%	100%

**Filings by Division & Code**

Division	Case Type Description	Code	Summary	Change	% Change	Absolute Change
<b>Criminal</b>	Misdemeanor	M	1,161	▲	+11.6%	+121
	Felony	F	612	▲	+4.8%	+28
	Capias	CA	197	▲	+23.1%	+37
	Show Cause	SC	141	▲	+34.3%	+36
	Civil Violation	CV	94	▲	+17.5%	+14
	<b>Total</b>			<b>2,205</b>	<b>▲</b>	<b>12.0%</b>
<b>Traffic</b>	Infraction	I	9,825	▲	+2.0%	+196
	Misdemeanor	M	1,412	▲	+6.9%	+91
	Capias	CA	28	▼	-3.4%	-1
	Felony	F	27	▼	-10.0%	-3
	Show Cause	SC	20	▲	+42.9%	+6
	Civil Violation	CV	2	▲	-	+2
	Restricted Operators License	RL	1	↔	-	-
	<b>Total</b>			<b>11,315</b>	<b>▲</b>	<b>2.6%</b>
<b>Civil</b>	Warrant in Debt	WD	1,755	▲	+38.2%	+485
	Garnishment	GA	919	▼	-46.6%	-801
	Unlawful Detainer	UD	603	▲	+27.5%	+130
	Admin License	AL	136	▲	+21.4%	+24
	Show Cause	SC	104	▲	+65.1%	+41
	Interrogatory	IN	73	▼	-2.7%	-2
	Preliminary Protective Order	PP	60	▼	-13.0%	-9
	Protective Order	PO	52	▼	-26.8%	-19
	Other	OT	34	▼	-30.6%	-15
	Impoundment	IM	23	▲	+283.3%	+17
	Bond Forfeiture	BF	16	▲	+433.3%	+13
	Abstract	AJ	12	▼	-58.6%	-17
	Capias	CA	10	▲	+25.0%	+2
	Counter Claim	CC	8	▼	-38.5%	-5
	Tenants Assertion	TA	5	▼	-16.7%	-1
	Detinue	DT	3	▼	-25.0%	-1
	Overweight	OC	2	▲	-	+2
	Cross Claim	CR	1	▲	-	+1
	Mechanic's Lien	ML	1	↔	-	-
	Motion for Judgment	MJ	1	▲	-	+1
	Petition-Restore Arms	PR	1	↔	-	-
	Interrogatory-Not	IC	0	▼	-100.0%	-1
	Third Party Claim	TH	0	▼	-100.0%	-2
<b>Total</b>			<b>3,819</b>	<b>▼</b>	<b>-3.9%</b>	<b>-157</b>
<b>Civil Commitments</b>	Temporary Detention Order	TD	138	▼	-1.4%	-2
	Mental Commitment	MC	133	▲	+37.1%	+36
	Emergency Custody Order	EC	38	↔	-	-
	Other	OT	5	▼	-66.7%	-10
	Medical Emergency Temporary Detention Order	MT	4	▲	+100.0%	+2
	Petition	PT	1	↔	-	-
<b>Total</b>			<b>319</b>	<b>▲</b>	<b>8.9%</b>	<b>+26</b>
<b>GRAND TOTAL</b>			<b>17,658</b>	<b>▲</b>	<b>2.3%</b>	<b>+396</b>

\* Compared to same time period as previous year

\*\* Case Type Categories are defined in the 2017 Virginia Judicial Workload Assessment

**Filings by Major Case Category\*\***

Category	Summary	Change	% Change	Absolute Change
Felony	639	▼	+4.1%	+25
Garnishment	992	▼	-44.7%	-803
General Civil	1,772	▲	+38.0%	+488
Infraction/Civil Violation	9,923	▲	+2.2%	+214
Involuntary Civil Commitments	6	▼	-62.5%	-10
Landlord /Tenant	608	▲	+26.9%	+129
Misdemeanor	2,574	▲	+9.0%	+212
Other	1,032	▲	+19.6%	+169
Protective Orders	112	▼	-20.0%	-28
<b>GRAND TOTAL</b>	<b>17,658</b>	▲	2.3%	+396

\* Compared to same time period as previous year

\*\* Case Type Categories are defined in the 2017 Virginia Judicial Workload Assessment  
 Source: SCV-SQL-Information

2024 Overall GRAND TOTAL		Distribution of Caseload			Change*		Percentage (%) of Caseload		
<b>1,341</b>	+231	<b>Criminal</b>	163	12%	81.1% ▲	+73	<b>Criminal</b>	2023 8.1%	2024 12.2%
		<b>Traffic</b>	1,119	83%	16.8% ▲	+161	<b>Traffic</b>	86.3%	83.4%
2024		<b>Civil</b>	57	4%	-1.7% ▼	-1	<b>Civil</b>	5.2%	4.3%
2023		<b>Civil Commitments</b>	2	0%	-50.0% ▼	-2	<b>Civil Commitments</b>	0.4%	0.1%
		<b>GRAND TOTAL</b>	<b>1,341</b>	100%	20.8% ▲	+231	<b>GRAND TOTAL</b>	100%	100%

Filings by Division & Code

Division	Case Type Description	Code	Summary	Change	% Change	Absolute Change
<b>Criminal</b>	Misdemeanor	M	100	▲	+104.1%	+51
	Felony	F	39	▲	+116.7%	+21
	Capias	CA	12	▲	+300.0%	+9
	Show Cause	SC	7	▼	-41.7%	-5
	Civil Violation	CV	5	▼	-37.5%	-3
	<b>Total</b>			<b>163</b>	<b>▲</b>	<b>81.1%</b>
<b>Traffic</b>	Infraction	I	932	▲	+10.7%	+90
	Misdemeanor	M	180	▲	+66.7%	+72
	Felony	F	3	▲	+200.0%	+2
	Show Cause	SC	2	↔		-
	Capias	CA	1	▼	-75.0%	-3
	Restricted Operators License	RL	1	↔		-
	<b>Total</b>			<b>1,119</b>	<b>▲</b>	<b>16.8%</b>
<b>Civil</b>	Warrant in Debt	WD	18	▲	+100.0%	+9
	Garnishment	GA	13	▲	+85.7%	+6
	Admin License	AL	10	▼	-28.6%	-4
	Impoundment	IM	6	▼	-57.1%	-8
	Unlawful Detainer	UD	5	▲	+66.7%	+2
	Abstract	AJ	1	▲	-	+1
	Detinue	DT	1	▲	-	+1
	Other	OT	1	▲	-50.0%	-1
	Preliminary Protective Order	PP	1	▼	-75.0%	-3
	Protective Order	PO	1	▼	-80.0%	-4
<b>Total</b>			<b>57</b>	<b>▼</b>	<b>-1.7%</b>	<b>-1</b>
<b>Civil Commitments</b>	Temporary Detention Order	TD	2	↔		-
	Emergency Custody Order	EC	0	▼	-100.0%	-1
	Mental Commitment	MC	0	▼	-100.0%	-1
<b>Total</b>			<b>2</b>	<b>▼</b>	<b>-50.0%</b>	<b>-2</b>
<b>GRAND TOTAL</b>			<b>1,341</b>	<b>▲</b>	<b>20.8%</b>	<b>+231</b>

Filings by Major Case Category\*\*



Category	Summary	Change	% Change	Absolute Change
Felony	42	▲	+121.1%	+23
Garnishment	13	▲	+85.7%	+6
General Civil	19	▲	+72.7%	+8
Infraction/Civil Violation	937	▼	+10.2%	+87
Landlord /Tenant	5	▲	+66.7%	+2
Misdemeanor	281	▲	+77.8%	+123
Other	42	▲	-20.8%	-11
Protective Orders	2	▼	-77.8%	-7
<b>GRAND TOTAL</b>	<b>1,341</b>	<b>▲</b>	<b>20.8%</b>	<b>+231</b>

\* Compared to same time period as previous year

\*\* Case Type Categories are defined in the 2017 Virginia Judicial Workload Assessment  
 Source: SCV-SQL-Information

**CPSS - GCMS CASELOAD STATISTICS OF THE GENERAL DISTRICT COURTS**

January 2024 thru April 2024 Filings (Compared to January 2023 thru April 2023)

2024 Overall GRAND TOTAL		Distribution of Caseload			Change*		Percentage (%) of Caseload		
<b>4,044</b>	+861	<b>Criminal</b>	594	15%	38.1% ▲	+164	<b>Criminal</b>	2023	2024
		<b>Traffic</b>	2,301	57%	33.9% ▲	+583	<b>Traffic</b>	54.0%	56.9%
2024 		<b>Civil</b>	1,054	26%	9.4% ▲	+91	<b>Civil</b>	30.3%	26.1%
2023 		<b>Civil Commitments</b>	95	2%	31.9% ▲	+23	<b>Civil Commitments</b>	2.3%	2.3%
		<b>GRAND TOTAL</b>	<b>4,044</b>	100%	27.0% ▲	+861	<b>GRAND TOTAL</b>	100%	100%

**Filings by Division & Code**

Division	Case Type Description	Code	Summary	Change	% Change	Absolute Change
<b>Criminal</b>	Misdemeanor	M	324	▲	+21.3%	+57
	Felony	F	189	▲	+87.1%	+88
	Civil Violation	CV	36	▲	+125.0%	+20
	Capias	CA	30	▲	+11.1%	+3
	Show Cause	SC	15	▼	-21.1%	-4
	<b>Total</b>			<b>594</b>	<b>▲</b>	<b>38.1%</b>
<b>Traffic</b>	Infraction	I	1,702	▲	+37.3%	+462
	Misdemeanor	M	570	▲	+31.0%	+135
	Show Cause	SC	15	▼	-11.8%	-2
	Felony	F	9	▼	-10.0%	-1
	Capias	CA	4	▼	-66.7%	-8
	Civil Violation	CV	1	▼	-75.0%	-3
	<b>Total</b>			<b>2,301</b>	<b>▲</b>	<b>33.9%</b>
<b>Civil</b>	Warrant in Debt	WD	394	▲	+18.0%	+60
	Garnishment	GA	269	▼	-6.3%	-18
	Unlawful Detainer	UD	176	▲	+8.0%	+13
	Detinue	DT	56	▲	+51.4%	+19
	Other	OT	44	▼	-2.2%	-1
	Preliminary Protective Order	PP	33	▲	+57.1%	+12
	Protective Order	PO	33	▲	+65.0%	+13
	Bond Forfeiture	BF	20	▼	-20.0%	-5
	Admin License	AL	16	▼	-5.9%	-1
	Abstract	AJ	4	▲	+33.3%	+1
	Interrogatory	IN	3	↔		-
	Overweight	OC	3	▲	-	+3
	Tenants Assertion	TA	2	▲	-	+2
	Impoundment	IM	1	▼	-75.0%	-3
	Counter Claim	CC	0	▼	-100.0%	-1
	Distress Seizure	DS	0	▼	-100.0%	-1
	Petition-Restore Arms	PR	0	▼	-100.0%	-1
	Third Party Claim	TH	0	▼	-100.0%	-1
<b>Total</b>			<b>1,054</b>	<b>▲</b>	<b>9.4%</b>	<b>+91</b>
<b>Civil Commitments</b>	Temporary Detention Order	TD	48	▲	+23.1%	+9
	Emergency Custody Order	EC	31	▲	+29.2%	+7
	Mental Commitment	MC	16	▲	+77.8%	+7
	<b>Total</b>			<b>95</b>	<b>▲</b>	<b>31.9%</b>
<b>GRAND TOTAL</b>			<b>4,044</b>	<b>▲</b>	<b>27.0%</b>	<b>+861</b>

**Filings by Major Case Category\*\***

Category	Summary	Change	% Change	Absolute Change
Felony	198	▲	+78.4%	+87
Garnishment	272	▼	-6.2%	-18
General Civil	452	▼	+20.5%	+77
Infraction/Civil Violation	1,742	▲	+38.3%	+482
Landlord /Tenant	178	▲	+9.2%	+15
Misdemeanor	894	▲	+27.4%	+192
Other	242	▼	+0.4%	+1

\* Compared to same time period as previous year

\*\* Case Type Categories are defined in the 2017 Virginia Judicial Workload Assessment

**CPSS - GCMS CASELOAD STATISTICS OF THE GENERAL DISTRICT COURTS**

January 2024 thru April 2024 Filings (Compared to January 2023 thru April 2023)

**Henry**

District: 21 FIPS: 089

---



Protective Orders	66	▲	+61.0%	+25
<b>GRAND TOTAL</b>	<b>4,044</b>	▲	27.0%	+861

---

\* Compared to same time period as previous year

\*\* Case Type Categories are defined in the 2017 Virginia Judicial Workload Assessment  
Source: SCV-SQL-Information



2024 Overall GRAND TOTAL		Distribution of Caseload			Change*		Percentage (%) of Caseload		
<b>1,385</b>	-616	<b>Criminal</b>	273	20%	5.4% ▲	+14	<b>Criminal</b>	2023	2024
		<b>Traffic</b>	573	41%	-55.0% ▼	-701	<b>Traffic</b>	12.9%	19.7%
		<b>Civil</b>	450	32%	13.6% ▲	+54	<b>Civil</b>	63.7%	41.4%
		<b>Civil Commitments</b>	89	6%	23.6% ▲	+17	<b>Civil Commitments</b>	19.8%	32.5%
		<b>GRAND TOTAL</b>	<b>1,385</b>	100%	-30.8% ▼	-616	<b>GRAND TOTAL</b>	100%	100%

Filings by Division & Code

Division	Case Type Description	Code	Summary	Change	% Change	Absolute Change
<b>Criminal</b>	Misdemeanor	M	157	▲	+14.6%	+20
	Felony	F	72	▼	-23.4%	-22
	Show Cause	SC	23	▲	+130.0%	+13
	Capias	CA	18	▲	+5.9%	+1
	Civil Violation	CV	3	▲	+200.0%	+2
	<b>Total</b>			<b>273</b>	▲	<b>5.4%</b>
<b>Traffic</b>	Infraction	I	400	▼	-59.6%	-590
	Misdemeanor	M	156	▼	-40.5%	-106
	Show Cause	SC	10	▼	-9.1%	-1
	Felony	F	4	↔		-
	Capias	CA	2	▼	-66.7%	-4
	Civil Violation	CV	1	↔		-
	<b>Total</b>			<b>573</b>	▼	<b>-55.0%</b>
<b>Civil</b>	Unlawful Detainer	UD	152	▲	+46.2%	+48
	Warrant in Debt	WD	146	▲	+87.2%	+68
	Garnishment	GA	102	▼	-36.6%	-59
	Other	OT	15	▲	+66.7%	+6
	Admin License	AL	11	▲	+10.0%	+1
	Bond Forfeiture	BF	8	▼	-52.9%	-9
	Preliminary Protective Order	PP	5	▲	+66.7%	+2
	Protective Order	PO	5	▲	+66.7%	+2
	Impoundment	IM	2	▼	-50.0%	-2
	Interrogatory	IN	2	↔		-
	Abstract	AJ	1	▼	-50.0%	-1
	Show Cause	SC	1	↔		-
	Detinue	DT	0	▼	-100.0%	-2
	<b>Total</b>			<b>450</b>	▲	<b>13.6%</b>
<b>Civil Commitments</b>	Temporary Detention Order	TD	35	▲	+45.8%	+11
	Emergency Custody Order	EC	34	▼	-10.5%	-4
	Mental Commitment	MC	20	▲	+100.0%	+10
	<b>Total</b>			<b>89</b>	▲	<b>23.6%</b>
<b>GRAND TOTAL</b>			<b>1,385</b>	▼	-30.8%	-616



Filings by Major Case Category\*\*

Category	Summary	Change	% Change	Absolute Change
Felony	76	▼	-22.4%	-22
Garnishment	104	▼	-36.2%	-59
General Civil	147	▲	+83.8%	+67
Infraction/Civil Violation	404	▲	-59.3%	-588
Landlord /Tenant	152	▲	+46.2%	+48
Misdemeanor	313	▼	-21.6%	-86
Other	179	▲	+12.6%	+20
Protective Orders	10	▲	+66.7%	+4
<b>GRAND TOTAL</b>	<b>1,385</b>	▼	-30.8%	-616

\* Compared to same time period as previous year

\*\* Case Type Categories are defined in the 2017 Virginia Judicial Workload Assessment

Source: SCV-SQL-Information

2024 Overall GRAND TOTAL		Distribution of Caseload			Change*		Percentage (%) of Caseload		
<b>938</b>	+97	<b>Criminal</b>	189	20%	25.2% ▲	+38	<b>Criminal</b>	2023	2024
		<b>Traffic</b>	602	64%	14.4% ▲	+76	<b>Traffic</b>	18.0%	20.1%
		<b>Civil</b>	146	16%	0.7% ▲	+1	<b>Civil</b>	62.5%	64.2%
		<b>Civil Commitments</b>	1	0%	-94.7% ▼	-18	<b>Civil Commitments</b>	17.2%	15.6%
		<b>GRAND TOTAL</b>	<b>938</b>	100%	11.5% ▲	+97	<b>GRAND TOTAL</b>	100%	100%

**Filings by Division & Code**

Division	Case Type Description	Code	Summary	Change	% Change	Absolute Change
<b>Criminal</b>	Misdemeanor	M	116	▲	+56.8%	+42
	Felony	F	59	▲	+37.2%	+16
	Capias	CA	9	▼	-30.8%	-4
	Civil Violation	CV	3	▼	-25.0%	-1
	Show Cause	SC	2	▼	-88.2%	-15
	<b>Total</b>			<b>189</b>	<b>▲</b>	<b>25.2%</b>
<b>Traffic</b>	Infraction	I	476	▲	+17.0%	+69
	Misdemeanor	M	122	▲	+7.0%	+8
	Felony	F	4	▲	+33.3%	+1
	Capias	CA	0	▼	-100.0%	-2
	<b>Total</b>			<b>602</b>	<b>▲</b>	<b>14.4%</b>
<b>Civil</b>	Warrant in Debt	WD	77	▲	+18.5%	+12
	Garnishment	GA	33	↔	-	-
	Unlawful Detainer	UD	10	▼	-47.4%	-9
	Preliminary Protective Order	PP	6	▲	+20.0%	+1
	Admin License	AL	5	▲	+150.0%	+3
	Protective Order	PO	5	▼	-37.5%	-3
	Other	OT	4	↔	-	-
	Abstract	AJ	2	▲	-	+2
	Bond Forfeiture	BF	2	▼	-60.0%	-3
	Counter Claim	CC	2	▲	-	+2
	Capias	CA	0	▼	-100.0%	-1
	Interrogatory	IN	0	▼	-100.0%	-1
	Motion for Judgment	MJ	0	▼	-100.0%	-1
	Overweight	OC	0	▼	-100.0%	-1
<b>Total</b>			<b>146</b>	<b>▲</b>	<b>0.7%</b>	<b>+1</b>
<b>Civil Commitments</b>	Temporary Detention Order	TD	1	▼	-92.3%	-12
	Emergency Custody Order	EC	0	▼	-100.0%	-6
	<b>Total</b>			<b>1</b>	<b>▼</b>	<b>-94.7%</b>
<b>GRAND TOTAL</b>			<b>938</b>	<b>▲</b>	<b>11.5%</b>	<b>+97</b>

**Filings by Major Case Category\*\***

Category	Summary	Change	% Change	Absolute Change
Felony	63	▲	+37.0%	+17
Garnishment	33	▼	-2.9%	-1
General Civil	77	▼	+16.7%	+11
Infraction/Civil Violation	479	▼	+16.3%	+67
Landlord /Tenant	10	▼	-47.4%	-9
Misdemeanor	238	▲	+26.6%	+50
Other	27	▲	-57.1%	-36
Protective Orders	11	▼	-15.4%	-2
<b>GRAND TOTAL</b>	<b>938</b>	<b>▲</b>	<b>11.5%</b>	<b>+97</b>

\* Compared to same time period as previous year

\*\* Case Type Categories are defined in the 2017 Virginia Judicial Workload Assessment

**CPSS - GCMS CASELOAD STATISTICS OF THE GENERAL DISTRICT COURTS**

January 2024 thru April 2024 Filings (Compared to January 2023 thru April 2023)

2024 Overall GRAND TOTAL		Distribution of Caseload			Change*		Percentage (%) of Caseload		
<b>4,926</b>	+46	<b>Criminal</b>	1,389	28%	19.5% ▲	+227	<b>Criminal</b>	2023	2024
		<b>Traffic</b>	1,606	33%	0.1% ▲	+1	<b>Traffic</b>	23.8%	28.2%
2024		<b>Civil</b>	1,563	32%	-9.9% ▼	-171	<b>Civil</b>	32.9%	32.6%
2023		<b>Civil Commitments</b>	368	7%	-2.9% ▼	-11	<b>Civil Commitments</b>	35.5%	31.7%
		<b>GRAND TOTAL</b>	<b>4,926</b>	100%	0.9% ▲	+46	<b>GRAND TOTAL</b>	7.8%	7.5%
							<b>GRAND TOTAL</b>	100%	100%

**Filings by Division & Code**

Division	Case Type Description	Code	Summary	Change	% Change	Absolute Change
<b>Criminal</b>	Misdemeanor	M	837	▲	+15.6%	+113
	Felony	F	394	▲	+46.5%	+125
	Capias	CA	121	▲	+11.0%	+12
	Show Cause	SC	21	▼	-47.5%	-19
	Civil Violation	CV	13	▲	+8.3%	+1
	Motion	MO	2	▲	-	+2
	Restricted Operators License	RL	1	▼	-87.5%	-7
	<b>Total</b>			<b>1,389</b>	<b>▲</b>	<b>19.5%</b>
<b>Traffic</b>	Infraction	I	1,146	▼	-1.4%	-16
	Misdemeanor	M	422	▲	+3.7%	+15
	Capias	CA	27	▲	+8.0%	+2
	Felony	F	9	▲	+80.0%	+4
	Other	O	1	▲	-	+1
	Show Cause	SC	1	▼	-50.0%	-1
	Restricted Operators License	RL	0	▼	-100.0%	-4
	<b>Total</b>			<b>1,606</b>	<b>▲</b>	<b>0.1%</b>
<b>Civil</b>	Warrant in Debt	WD	449	▼	-3.6%	-17
	Unlawful Detainer	UD	426	▼	-5.1%	-23
	Garnishment	GA	312	▼	-12.4%	-44
	Detinue	DT	155	▼	-37.8%	-94
	Other	OT	112	▼	+7.7%	+8
	Preliminary Protective Order	PP	39	▲	+34.5%	+10
	Protective Order	PO	37	▲	+15.6%	+5
	Admin License	AL	14	▼	-22.2%	-4
	Bond Forfeiture	BF	10	▼	-16.7%	-2
	Impoundment	IM	3	↔	-	-
	Tenants Assertion	TA	3	▲	-	+3
	Interrogatory	IN	2	↔	-	-
	Motion for Judgment	MJ	1	↔	-	-
	Abstract	AJ	0	▼	-100.0%	-6
	Counter Claim	CC	0	▼	-100.0%	-2
	Petition-Restore Arms	PR	0	▼	-100.0%	-2
Show Cause	SC	0	▼	-100.0%	-3	
<b>Total</b>			<b>1,563</b>	<b>▼</b>	<b>-9.9%</b>	<b>-171</b>
<b>Civil Commitments</b>	Mental Commitment	MC	189	▲	+13.2%	+22
	Temporary Detention Order	TD	77	▲	+4.1%	+3
	Other	OT	74	▼	-3.9%	-3
	Emergency Custody Order	EC	25	▼	-53.7%	-29
	Petition	PT	2	▼	-60.0%	-3
	Medical Emergency Temporary Detention Order	MT	1	↔	-	-
	Medical Emergency Custody Order	ME	0	▼	-100.0%	-1
<b>Total</b>			<b>368</b>	<b>▼</b>	<b>-2.9%</b>	<b>-11</b>
<b>GRAND TOTAL</b>			<b>4,926</b>	<b>▲</b>	<b>0.9%</b>	<b>+46</b>

**Filings by Major Case Category\*\***

Category	Summary	Change	% Change	Absolute Change
Felony	403	▲	+47.1%	+129
Garnishment	314	▼	-12.3%	-44

\* Compared to same time period as previous year

\*\* Case Type Categories are defined in the 2017 Virginia Judicial Workload Assessment

**CPSS - GCMS CASELOAD STATISTICS OF THE GENERAL DISTRICT COURTS**

January 2024 thru April 2024 Filings (Compared to January 2023 thru April 2023)



**Danville**

District: 22 FIPS: 590

General Civil	607	▼	-16.2%	-117
Infraction/Civil Violation	1,160	▲	-1.2%	-14
Involuntary Civil Commitments	76	▼	-7.3%	-6
Landlord /Tenant	429	▲	-4.5%	-20
Misdemeanor	1,260	▼	+10.2%	+117
Other	601	▲	-2.3%	-14
Protective Orders	76	▲	+24.6%	+15
<b>GRAND TOTAL</b>	<b>4,926</b>	▲	0.9%	+46

\* Compared to same time period as previous year

\*\* Case Type Categories are defined in the 2017 Virginia Judicial Workload Assessment  
Source: SCV-SQL-Information

2024 Overall GRAND TOTAL		Distribution of Caseload			Change*		Percentage (%) of Caseload		
<b>3,934</b>	+972	<b>Criminal</b>	580	15%	5.8% ▲	+32	<b>Criminal</b>	2023	2024
		<b>Traffic</b>	2,479	63%	49.1% ▲	+816	<b>Traffic</b>	18.5%	14.7%
		<b>Civil</b>	805	20%	17.9% ▲	+122	<b>Civil</b>	56.1%	63.0%
		<b>Civil Commitments</b>	70	2%	2.9% ▲	+2	<b>Civil Commitments</b>	23.1%	20.5%
		<b>GRAND TOTAL</b>	<b>3,934</b>	100%	32.8% ▲	+972	<b>GRAND TOTAL</b>	2.3%	1.8%
							<b>GRAND TOTAL</b>	100%	100%

**Filings by Division & Code**

Division	Case Type Description	Code	Summary	Change	% Change	Absolute Change
<b>Criminal</b>	Misdemeanor	M	371	▲	+12.4%	+41
	Felony	F	126	▼	-12.5%	-18
	Capias	CA	43	▼	-2.3%	-1
	Civil Violation	CV	22	▲	+120.0%	+12
	Show Cause	SC	18	▼	-10.0%	-2
	<b>Total</b>			<b>580</b>	<b>▲</b>	<b>5.8%</b>
<b>Traffic</b>	Infraction	I	2,114	▲	+58.2%	+778
	Misdemeanor	M	346	▲	+13.4%	+41
	Capias	CA	14	↔	-	-
	Felony	F	3	▼	-57.1%	-4
	Civil Violation	CV	1	↔	-	-
	Show Cause	SC	1	▲	-	+1
<b>Total</b>			<b>2,479</b>	<b>▲</b>	<b>49.1%</b>	<b>+816</b>
<b>Civil</b>	Warrant in Debt	WD	329	▲	+29.5%	+75
	Garnishment	GA	219	▲	+1.4%	+3
	Unlawful Detainer	UD	85	▲	+3.7%	+3
	Other	OT	43	▼	+26.5%	+9
	Detinue	DT	28	▲	+47.4%	+9
	Admin License	AL	21	▼	-4.5%	-1
	Preliminary Protective Order	PP	20	▲	+53.8%	+7
	Bond Forfeiture	BF	13	▲	+116.7%	+7
	Impoundment	IM	13	▲	+225.0%	+9
	Show Cause	SC	9	▲	+50.0%	+3
	Interrogatory	IN	8	▼	-38.5%	-5
	Abstract	AJ	6	▲	-	+6
	Protective Order	PO	5	▼	-16.7%	-1
	Counter Claim	CC	3	▲	+50.0%	+1
	Motion for Judgment	MJ	1	▲	-	+1
	Petition-Restore Arms	PR	1	▼	-50.0%	-1
Tenants Assertion	TA	1	▼	-75.0%	-3	
<b>Total</b>			<b>805</b>	<b>▲</b>	<b>17.9%</b>	<b>+122</b>
<b>Civil Commitments</b>	Temporary Detention Order	TD	38	↔	-	-
	Emergency Custody Order	EC	28	▲	+21.7%	+5
	Mental Commitment	MC	3	▼	-57.1%	-4
	Other	OT	1	▲	-	+1
<b>Total</b>			<b>70</b>	<b>▲</b>	<b>2.9%</b>	<b>+2</b>
<b>GRAND TOTAL</b>			<b>3,934</b>	<b>▲</b>	<b>32.8%</b>	<b>+972</b>

**Filings by Major Case Category\*\***

Category	Summary	Change	% Change	Absolute Change
Felony	129	▼	-14.6%	-22
Garnishment	227	▼	-0.9%	-2
General Civil	360	▲	+29.5%	+82
Infraction/Civil Violation	2,137	▲	+58.6%	+790
Involuntary Civil Commitments	1	▲	-	+1
Landlord /Tenant	86	▼	-	0
Misdemeanor	717	▲	+12.9%	+82

\* Compared to same time period as previous year

\*\* Case Type Categories are defined in the 2017 Virginia Judicial Workload Assessment

Source: SCV-SQL-Information

**CPSS - GCMS CASELOAD STATISTICS OF THE GENERAL DISTRICT COURTS**  
 January 2024 thru April 2024 Filings (Compared to January 2023 thru April 2023)

**Franklin County**  
 District: 22 FIPS: 067



Other	252	▲	+16.1%	+35
Protective Orders	25	▲	+31.6%	+6
<b>GRAND TOTAL</b>	<b>3,934</b>	▲	32.8%	+972

\* Compared to same time period as previous year

\*\* Case Type Categories are defined in the 2017 Virginia Judicial Workload Assessment  
 Source: SCV-SQL-Information

**CPSS - GCMS CASELOAD STATISTICS OF THE GENERAL DISTRICT COURTS**

January 2024 thru April 2024 Filings (Compared to January 2023 thru April 2023)

2024 Overall GRAND TOTAL		Distribution of Caseload			Change*		Percentage (%) of Caseload		
<b>3,895</b>	+1,105	<b>Criminal</b>	271	7%	-16.9% ▼	-55	<b>Criminal</b>	2023	2024
		<b>Traffic</b>	2,559	66%	75.0% ▲	+1,097	<b>Traffic</b>	11.7%	7.0%
		<b>Civil</b>	993	25%	4.6% ▲	+44	<b>Civil</b>	52.4%	65.7%
		<b>Civil Commitments</b>	72	2%	35.8% ▲	+19	<b>Civil Commitments</b>	34.0%	25.5%
		<b>GRAND TOTAL</b>	<b>3,895</b>	100%	39.6% ▲	+1,105	<b>GRAND TOTAL</b>	100%	100%

**Filings by Division & Code**

Division	Case Type Description	Code	Summary	Change	% Change	Absolute Change
<b>Criminal</b>	Misdemeanor	M	178	▼	-16.4%	-35
	Felony	F	61	▼	-14.1%	-10
	Capias	CA	23	▲	+9.5%	+2
	Civil Violation	CV	8	▼	-33.3%	-4
	Show Cause	SC	1	▼	-88.9%	-8
	<b>Total</b>			<b>271</b>	▼	<b>-16.9%</b>
<b>Traffic</b>	Infraction	I	2,148	▲	+77.7%	+939
	Misdemeanor	M	392	▲	+66.1%	+156
	Capias	CA	10	▲	+11.1%	+1
	Felony	F	8	▲	+60.0%	+3
	Show Cause	SC	1	▼	-66.7%	-2
	<b>Total</b>			<b>2,559</b>	▲	<b>75.0%</b>
<b>Civil</b>	Warrant in Debt	WD	504	▲	+2.2%	+11
	Garnishment	GA	283	▲	+20.4%	+48
	Unlawful Detainer	UD	102	▼	-6.4%	-7
	Other	OT	40	▲	-	-
	Abstract	AJ	15	▲	+15.4%	+2
	Preliminary Protective Order	PP	12	▲	+20.0%	+2
	Impoundment	IM	7	▲	+133.3%	+4
	Detinue	DT	6	▲	+50.0%	+2
	Interrogatory	IN	5	▼	-44.4%	-4
	Show Cause	SC	5	▲	+25.0%	+1
	Admin License	AL	4	▼	-60.0%	-6
	Protective Order	PO	3	▼	-57.1%	-4
	Bond Forfeiture	BF	2	▼	-50.0%	-2
	Counter Claim	CC	2	↔	-	-
	Petition-Restore Arms	PR	1	▼	-80.0%	-4
	Tenants Assertion	TA	1	▲	-	+1
	Third Party Claim	TH	1	▲	-	+1
Motion for Judgment	MJ	0	▼	-100.0%	-1	
<b>Total</b>			<b>993</b>	▲	<b>4.6%</b>	<b>+44</b>
<b>Civil Commitments</b>	Temporary Detention Order	TD	41	▲	+32.3%	+10
	Emergency Custody Order	EC	30	▲	+50.0%	+10
	Other	OT	1	▲	-	+1
	Medical Emergency Temporary Detention Order	MT	0	▼	-100.0%	-1
	Mental Commitment	MC	0	▼	-100.0%	-1
<b>Total</b>			<b>72</b>	▲	<b>35.8%</b>	<b>+19</b>
<b>GRAND TOTAL</b>			<b>3,895</b>	▲	39.6%	+1,105

**Filings by Major Case Category\*\***

Category	Summary	Change	% Change	Absolute Change
Felony	69	▲	-9.2%	-7
Garnishment	288	▼	+18.0%	+44
General Civil	516	▼	+1.8%	+9
Infraction/Civil Violation	2,156	▲	+76.6%	+935
Involuntary Civil Commitments	1	▲	-	+1
Landlord /Tenant	103	▲	-5.5%	-6
Misdemeanor	570	▲	+26.9%	+121

\* Compared to same time period as previous year

\*\* Case Type Categories are defined in the 2017 Virginia Judicial Workload Assessment



**CPSS - GCMS CASELOAD STATISTICS OF THE GENERAL DISTRICT COURTS**  
January 2024 thru April 2024 Filings (Compared to January 2023 thru April 2023)

Other	177	▲	+6.0%	+10
Protective Orders	15	▼	-11.8%	-2
<b>GRAND TOTAL</b>	<b>3,895</b>	▲	39.6%	+1,105

\* Compared to same time period as previous year

\*\* Case Type Categories are defined in the 2017 Virginia Judicial Workload Assessment  
Source: SCV-SQL-Information



2024 Overall GRAND TOTAL		Distribution of Caseload			Change*		Percentage (%) of Caseload		
<b>11,851</b>	+1,974	<b>Criminal</b>	1,579	13%	1.3% ▲	+20	<b>Criminal</b>	2023	2024
		<b>Traffic</b>	6,111	52%	39.5% ▲	+1,729	<b>Traffic</b>	44.4%	51.6%
		<b>Civil</b>	3,708	31%	6.8% ▲	+236	<b>Civil</b>	35.2%	31.3%
		<b>Civil Commitments</b>	453	4%	-2.4% ▼	-11	<b>Civil Commitments</b>	4.7%	3.8%
		<b>GRAND TOTAL</b>	<b>11,851</b>	100%	20.0% ▲	+1,974	<b>GRAND TOTAL</b>	100%	100%

**Filings by Division & Code**

Division	Case Type Description	Code	Summary	Change	% Change	Absolute Change
<b>Criminal</b>	Misdemeanor	M	1,110	▲	+7.1%	+74
	Felony	F	385	▼	-9.8%	-42
	Capias	CA	45	▲	+18.4%	+7
	Show Cause	SC	31	▼	-20.5%	-8
	Civil Violation	CV	6	▼	-57.1%	-8
	Motion	MO	1	▼	-75.0%	-3
	Restricted Operators License	RL	1	↔		-
	<b>Total</b>			<b>1,579</b>	<b>▲</b>	<b>1.3%</b>
<b>Traffic</b>	Infraction	I	4,620	▲	+39.5%	+1,308
	Misdemeanor	M	1,403	▲	+45.2%	+437
	Felony	F	36	▲	+9.1%	+3
	Civil Violation	CV	19	▲	+58.3%	+7
	Show Cause	SC	15	▼	-51.6%	-16
	Capias	CA	8	▼	-11.1%	-1
	Motion	MO	8	▲	+33.3%	+2
	Restricted Operators License	RL	2	▼	-84.6%	-11
<b>Total</b>			<b>6,111</b>	<b>▲</b>	<b>39.5%</b>	<b>+1,729</b>
<b>Civil</b>	Warrant in Debt	WD	1,244	▲	+21.8%	+223
	Unlawful Detainer	UD	950	▲	+8.7%	+76
	Garnishment	GA	794	▼	-11.0%	-98
	Other	OT	170	▲	-1.2%	-2
	Detinue	DT	146	▼	-22.8%	-43
	Preliminary Protective Order	PP	101	↔		-
	Protective Order	PO	100	▲	+163.2%	+62
	Interrogatory	IN	71	▲	+42.0%	+21
	Show Cause	SC	34	↔		-
	Admin License	AL	31	▲	+34.8%	+8
	Bond Forfeiture	BF	18	▼	-41.9%	-13
	Tenants Assertion	TA	15	▲	+66.7%	+6
	Abstract	AJ	13	▼	-40.9%	-9
	Counter Claim	CC	12	▲	+200.0%	+8
	Impoundment	IM	6	↔		-
	Motion for Judgment	MJ	2	↔		-
Capias	CA	1	▼	-75.0%	-3	
<b>Total</b>			<b>3,708</b>	<b>▲</b>	<b>6.8%</b>	<b>+236</b>
<b>Civil Commitments</b>	Temporary Detention Order	TD	250	▲	+20.8%	+43
	Mental Commitment	MC	98	▼	-15.5%	-18
	Emergency Custody Order	EC	52	▼	-33.3%	-26
	Medical Emergency Temporary Detention Order	MT	41	▼	-4.7%	-2
	Other	OT	12	▼	-40.0%	-8
<b>Total</b>			<b>453</b>	<b>▼</b>	<b>-2.4%</b>	<b>-11</b>
<b>GRAND TOTAL</b>			<b>11,851</b>	<b>▲</b>	<b>20.0%</b>	<b>+1,974</b>

**Filings by Major Case Category\*\***

Category	Summary	Change	% Change	Absolute Change
Felony	421	▼	-8.5%	-39
Garnishment	865	▲	-8.2%	-77
General Civil	1,402	▲	+14.9%	+182

\* Compared to same time period as previous year

\*\* Case Type Categories are defined in the 2017 Virginia Judicial Workload Assessment  
 Source: SCV-SQL-Information

**CPSS - GCMS CASELOAD STATISTICS OF THE GENERAL DISTRICT COURTS**

January 2024 thru April 2024 Filings (Compared to January 2023 thru April 2023)



**Roanoke**

District: 23 FIPS: 770

Infraction/Civil Violation	4,645	▲	+39.2%	+1,307
Involuntary Civil Commitments	12	▼	-40.0%	-8
Landlord /Tenant	965	▲	+9.3%	+82
Misdemeanor	2,516	▼	+24.8%	+500
Other	824	▼	-4.1%	-35
Protective Orders	201	▲	+44.6%	+62
<b>GRAND TOTAL</b>	<b>11,851</b>	▲	20.0%	+1,974

\* Compared to same time period as previous year

\*\* Case Type Categories are defined in the 2017 Virginia Judicial Workload Assessment  
Source: SCV-SQL-Information

2024 Overall GRAND TOTAL		Distribution of Caseload			Change*		Percentage (%) of Caseload		
<b>8,648</b>	+1,173	<b>Criminal</b>	895	10%	8.2% ▲	+68	<b>Criminal</b>	2023	2024
		<b>Traffic</b>	5,991	69%	17.4% ▲	+889	<b>Traffic</b>	11.1%	10.3%
		<b>Civil</b>	1,407	16%	16.9% ▲	+203	<b>Civil</b>	68.3%	69.3%
		<b>Civil Commitments</b>	355	4%	3.8% ▲	+13	<b>Civil Commitments</b>	16.1%	16.3%
		<b>GRAND TOTAL</b>	<b>8,648</b>	100%	15.7% ▲	+1,173	<b>GRAND TOTAL</b>	4.6%	4.1%
							<b>GRAND TOTAL</b>	100%	100%

**Filings by Division & Code**

Division	Case Type Description	Code	Summary	Change	% Change	Absolute Change
<b>Criminal</b>	Misdemeanor	M	572	▲	+6.3%	+34
	Felony	F	237	▲	+17.3%	+35
	Capias	CA	54	▲	+28.6%	+12
	Show Cause	SC	29	▼	-3.3%	-1
	Civil Violation	CV	3	▼	-80.0%	-12
	<b>Total</b>			<b>895</b>	<b>▲</b>	<b>8.2%</b>
<b>Traffic</b>	Infraction	I	4,517	▲	+15.2%	+595
	Misdemeanor	M	1,367	▲	+25.9%	+281
	Capias	CA	38	▲	+46.2%	+12
	Show Cause	SC	37	▼	-9.8%	-4
	Civil Violation	CV	16	▲	+45.5%	+5
	Felony	F	14	▲	+7.7%	+1
	Restricted Operators License	RL	2	▼	-33.3%	-1
	<b>Total</b>			<b>5,991</b>	<b>▲</b>	<b>17.4%</b>
<b>Civil</b>	Warrant in Debt	WD	603	▲	+38.0%	+166
	Garnishment	GA	328	▲	+22.8%	+61
	Unlawful Detainer	UD	266	▲	+6.4%	+16
	Other	OT	39	▼	-7.1%	-3
	Admin License	AL	36	▼	-16.3%	-7
	Bond Forfeiture	BF	22	▼	-12.0%	-3
	Preliminary Protective Order	PP	20	▼	-20.0%	-5
	Interrogatory	IN	18	▼	-33.3%	-9
	Protective Order	PO	18	▼	-25.0%	-6
	Abstract	AJ	17	▲	+112.5%	+9
	Show Cause	SC	14	▼	-30.0%	-6
	Impoundment	IM	13	▼	-45.8%	-11
	Detinue	DT	5	↔		-
	Counter Claim	CC	4	▲	+300.0%	+3
	Petition-Restore Arms	PR	2	▲	+100.0%	+1
	Motion for Judgment	MJ	1	▼	-50.0%	-1
	Third Party Claim	TH	1	▲	-	+1
	Capias	CA	0	▼	-100.0%	-1
	Overweight	OC	0	▼	-100.0%	-1
	Tenants Assertion	TA	0	▼	-100.0%	-1
<b>Total</b>			<b>1,407</b>	<b>▲</b>	<b>16.9%</b>	<b>+203</b>
<b>Civil Commitments</b>	Mental Commitment	MC	206	▼	-7.2%	-16
	Temporary Detention Order	TD	78	▲	+36.8%	+21
	Other	OT	41	▲	+10.8%	+4
	Emergency Custody Order	EC	30	▲	+15.4%	+4
	<b>Total</b>			<b>355</b>	<b>▲</b>	<b>3.8%</b>
<b>GRAND TOTAL</b>			<b>8,648</b>	<b>▲</b>	<b>15.7%</b>	<b>+1,173</b>

**Filings by Major Case Category\*\***

Category	Summary	Change	% Change	Absolute Change
Felony	251	▲	+16.7%	+36
Garnishment	346	▼	+17.7%	+52
General Civil	619	▲	+36.6%	+166
Infraction/Civil Violation	4,536	▼	+14.9%	+587

\* Compared to same time period as previous year

\*\* Case Type Categories are defined in the 2017 Virginia Judicial Workload Assessment



**CPSS - GCMS CASELOAD STATISTICS OF THE GENERAL DISTRICT COURTS**  
 January 2024 thru April 2024 Filings (Compared to January 2023 thru April 2023)

**Roanoke County**  
 District: 23 FIPS: 161

Involuntary Civil Commitments	41	▲	+10.8%	+4
Landlord /Tenant	266	▼	+6.0%	+15
Misdemeanor	1,941	▼	+19.3%	+314
Other	610	▲	+1.7%	+10
Protective Orders	38	▼	-22.4%	-11
<b>GRAND TOTAL</b>	<b>8,648</b>	▲	15.7%	+1,173

\* Compared to same time period as previous year

\*\* Case Type Categories are defined in the 2017 Virginia Judicial Workload Assessment  
 Source: SCV-SQL-Information

2024 Overall GRAND TOTAL		Distribution of Caseload			Change*		Percentage (%) of Caseload		
<b>3,161</b>	+439	<b>Criminal</b>	588	19%	27.3% ▲	+126	<b>Criminal</b>	2023	2024
		<b>Traffic</b>	1,653	52%	14.3% ▲	+207	<b>Traffic</b>	53.1%	52.3%
		<b>Civil</b>	627	20%	12.0% ▲	+67	<b>Civil</b>	20.6%	19.8%
		<b>Civil Commitments</b>	293	9%	15.4% ▲	+39	<b>Civil Commitments</b>	9.3%	9.3%
		<b>GRAND TOTAL</b>	<b>3,161</b>	100%	16.1% ▲	+439	<b>GRAND TOTAL</b>	100%	100%

Filings by Division & Code

Division	Case Type Description	Code	Summary	Change	% Change	Absolute Change
<b>Criminal</b>	Misdemeanor	M	397	▲	+35.0%	+103
	Felony	F	122	▲	+25.8%	+25
	Capias	CA	28	↔		-
	Show Cause	SC	27	▼	-10.0%	-3
	Civil Violation	CV	14	▲	+7.7%	+1
	<b>Total</b>			<b>588</b>	<b>▲</b>	<b>27.3%</b>
<b>Traffic</b>	Infraction	I	1,311	▲	+10.2%	+121
	Misdemeanor	M	325	▲	+45.7%	+102
	Show Cause	SC	10	▼	-63.0%	-17
	Felony	F	4	▲	+100.0%	+2
	Capias	CA	3	▼	-25.0%	-1
	<b>Total</b>			<b>1,653</b>	<b>▲</b>	<b>14.3%</b>
<b>Civil</b>	Warrant in Debt	WD	220	▲	+13.4%	+26
	Unlawful Detainer	UD	161	▼	-4.2%	-7
	Garnishment	GA	105	▲	+25.0%	+21
	Admin License	AL	34	▲	+183.3%	+22
	Other	OT	32	▼	+10.3%	+3
	Detinue	DT	28	▲	+21.7%	+5
	Preliminary Protective Order	PP	12	▲	+9.1%	+1
	Impoundment	IM	10	▲	+900.0%	+9
	Show Cause	SC	10	▲	+25.0%	+2
	Protective Order	PO	6	▼	-50.0%	-6
	Interrogatory	IN	4	▼	-50.0%	-4
	Abstract	AJ	3	▼	-50.0%	-3
	Bond Forfeiture	BF	1	↔		-
	Motion for Judgment	MJ	1	▲	-	+1
	Petition-Restore Arms	PR	0	▼	-100.0%	-1
	Tenants Assertion	TA	0	▼	-100.0%	-2
<b>Total</b>			<b>627</b>	<b>▲</b>	<b>12.0%</b>	<b>+67</b>
<b>Civil Commitments</b>	Mental Commitment	MC	188	▲	+19.7%	+31
	Temporary Detention Order	TD	62	▼	-12.7%	-9
	Emergency Custody Order	EC	19	▲	+46.2%	+6
	Other	OT	15	▲	+50.0%	+5
	Medical Emergency Temporary Detention Order	MT	9	▲	+200.0%	+6
<b>Total</b>			<b>293</b>	<b>▲</b>	<b>15.4%</b>	<b>+39</b>
<b>GRAND TOTAL</b>			<b>3,161</b>	<b>▲</b>	<b>16.1%</b>	<b>+439</b>

Filings by Major Case Category\*\*

Category	Summary	Change	% Change	Absolute Change
Felony	126	▲	+27.3%	+27
Garnishment	109	▼	+18.5%	+17
General Civil	251	▲	+13.6%	+30
Infraction/Civil Violation	1,325	▲	+10.1%	+122
Involuntary Civil Commitments	15	▲	+50.0%	+5
Landlord /Tenant	161	▼	-5.3%	-9
Misdemeanor	722	▲	+39.7%	+205
Other	434	▲	+12.1%	+47

\* Compared to same time period as previous year

\*\* Case Type Categories are defined in the 2017 Virginia Judicial Workload Assessment

**CPSS - GCMS CASELOAD STATISTICS OF THE GENERAL DISTRICT COURTS**

January 2024 thru April 2024 Filings (Compared to January 2023 thru April 2023)

**Salem**

District: 23 FIPS: 775

---

Protective Orders	18	▼	-21.7%	-5
<b>GRAND TOTAL</b>	<b>3,161</b>	▲	16.1%	+439

---

\* Compared to same time period as previous year

\*\* Case Type Categories are defined in the 2017 Virginia Judicial Workload Assessment  
Source: SCV-SQL-Information

2024 Overall GRAND TOTAL		Distribution of Caseload			Change*		Percentage (%) of Caseload			
2024	2,869	+422	<b>Criminal</b>	373	13%	-11.0% ▼	-46	<b>Criminal</b>	2023	2024
			<b>Traffic</b>	1,944	68%	34.0% ▲	+493	<b>Traffic</b>	17.1%	13.0%
2023			<b>Civil</b>	523	18%	-3.7% ▲	-20	<b>Civil</b>	59.3%	67.8%
			<b>Civil Commitments</b>	29	1%	-14.7% ▼	-5	<b>Civil Commitments</b>	22.2%	18.2%
			<b>GRAND TOTAL</b>	<b>2,869</b>	100%	17.2% ▲	+422	<b>GRAND TOTAL</b>	100%	100%

Filings by Division & Code

Division	Case Type Description	Code	Summary	Change	% Change	Absolute Change
<b>Criminal</b>	Misdemeanor	M	224	▲	+1.8%	+4
	Felony	F	84	▼	-25.0%	-28
	Show Cause	SC	41	▼	-6.8%	-3
	Capias	CA	20	▼	-31.0%	-9
	Civil Violation	CV	2	▼	-33.3%	-1
	Motion	MO	2	▼	-81.8%	-9
	<b>Total</b>			<b>373</b>	▼	<b>-11.0%</b>
<b>Traffic</b>	Infraction	I	1,538	▲	+27.4%	+331
	Misdemeanor	M	368	▲	+81.3%	+165
	Show Cause	SC	13	▼	-18.8%	-3
	Capias	CA	9	▲	+28.6%	+2
	Felony	F	8	▲	+166.7%	+5
	Civil Violation	CV	5	▼	-50.0%	-5
	Motion	MO	3	▼	-40.0%	-2
<b>Total</b>			<b>1,944</b>	▲	<b>34.0%</b>	<b>+493</b>
<b>Civil</b>	Warrant in Debt	WD	213	▲	+67.7%	+86
	Garnishment	GA	143	▼	-13.3%	-22
	Unlawful Detainer	UD	66	▼	-40.0%	-44
	Other	OT	32	▲	-8.6%	-3
	Detinue	DT	14	▼	-22.2%	-4
	Preliminary Protective Order	PP	12	▼	-29.4%	-5
	Protective Order	PO	11	▲	+10.0%	+1
	Admin License	AL	9	▼	-60.9%	-14
	Interrogatory	IN	7	▼	-30.0%	-3
	Show Cause	SC	5	▼	-16.7%	-1
	Abstract	AJ	3	▼	-62.5%	-5
	Bond Forfeiture	BF	3	▼	-70.0%	-7
	Capias	CA	2	▲	-	+2
	Impoundment	IM	2	▼	-33.3%	-1
	Tenants Assertion	TA	1	▲	-	+1
Motion for Judgment	MJ	0	▼	-100.0%	-1	
<b>Total</b>			<b>523</b>	▼	<b>-3.7%</b>	<b>-20</b>
<b>Civil Commitments</b>	Temporary Detention Order	TD	20	▼	-31.0%	-9
	Emergency Custody Order	EC	9	▲	+80.0%	+4
<b>Total</b>			<b>29</b>	▼	<b>-14.7%</b>	<b>-5</b>
<b>GRAND TOTAL</b>			<b>2,869</b>	▲	17.2%	+422

Filings by Major Case Category\*\*

Category	Summary	Change	% Change	Absolute Change
Felony	92	▲	-20.0%	-23
Garnishment	150	▼	-14.3%	-25
General Civil	233	▲	+57.4%	+85
Infraction/Civil Violation	1,545	▼	+26.6%	+325
Landlord /Tenant	67	▲	-39.1%	-43
Misdemeanor	592	▲	+40.0%	+169
Other	167	▲	-27.1%	-62
Protective Orders	23	▼	-14.8%	-4

\* Compared to same time period as previous year

\*\* Case Type Categories are defined in the 2017 Virginia Judicial Workload Assessment

Source: SCV-SQL-Information

**CPSS - GCMS CASELOAD STATISTICS OF THE GENERAL DISTRICT COURTS**

January 2024 thru April 2024 Filings (Compared to January 2023 thru April 2023)

*GRAND TOTAL*

**2,869**

▲



17.2%

+422

\* Compared to same time period as previous year

\*\* Case Type Categories are defined in the 2017 Virginia Judicial Workload Assessment  
Source: SCV-SQL-Information



2024 Overall GRAND TOTAL		Distribution of Caseload			Change*		Percentage (%) of Caseload		
<b>3,386</b>	+109	<b>Criminal</b>	669	20%	3.4% ▲	+22	<b>Criminal</b>	2023	2024
		<b>Traffic</b>	1,538	45%	-6.0% ▼	-98	<b>Traffic</b>	19.7%	19.8%
		<b>Civil</b>	1,120	33%	19.0% ▲	+179	<b>Civil</b>	49.9%	45.4%
		<b>Civil Commitments</b>	59	2%	11.3% ▲	+6	<b>Civil Commitments</b>	28.7%	33.1%
		<b>GRAND TOTAL</b>	<b>3,386</b>	100%	3.3% ▲	+109	<b>GRAND TOTAL</b>	100%	100%

Filings by Division & Code

Division	Case Type Description	Code	Summary	Change	% Change	Absolute Change
<b>Criminal</b>	Misdemeanor	M	370	▲	+16.7%	+53
	Felony	F	183	▲	+9.6%	+16
	Show Cause	SC	51	▼	-37.8%	-31
	Capias	CA	50	▼	-7.4%	-4
	Civil Violation	CV	15	▼	-44.4%	-12
	<b>Total</b>			<b>669</b>	<b>▲</b>	<b>3.4%</b>
<b>Traffic</b>	Infraction	I	1,135	▼	-5.0%	-60
	Misdemeanor	M	290	▼	-8.2%	-26
	Show Cause	SC	61	▼	-6.2%	-4
	Capias	CA	39	▼	-25.0%	-13
	Felony	F	12	▲	+71.4%	+5
	Restricted Operators License	RL	1	▲	-	+1
	Civil Violation	CV	0	▼	-100.0%	-1
	<b>Total</b>			<b>1,538</b>	<b>▼</b>	<b>-6.0%</b>
<b>Civil</b>	Warrant in Debt	WD	544	▲	+33.0%	+135
	Garnishment	GA	271	▲	+30.3%	+63
	Unlawful Detainer	UD	81	▼	-20.6%	-21
	Other	OT	50	▲	+11.1%	+5
	Preliminary Protective Order	PP	47	▲	+27.0%	+10
	Protective Order	PO	43	▲	+87.0%	+20
	Impoundment	IM	24	▲	+84.6%	+11
	Interrogatory	IN	20	▼	-28.6%	-8
	Detinue	DT	11	▼	-57.7%	-15
	Abstract	AJ	10	▼	-9.1%	-1
	Admin License	AL	9	▼	-25.0%	-3
	Show Cause	SC	6	▼	-64.7%	-11
	Capias	CA	2	▼	-33.3%	-1
	Bond Forfeiture	BF	1	▲	-	+1
	Counter Claim	CC	1	▼	-75.0%	-3
	Restricted Operators License	RL	0	▼	-100.0%	-1
	Tenants Assertion	TA	0	▼	-100.0%	-1
	Third Party Claim	TH	0	▼	-100.0%	-1
<b>Total</b>			<b>1,120</b>	<b>▲</b>	<b>19.0%</b>	<b>+179</b>
<b>Civil Commitments</b>	Temporary Detention Order	TD	39	▲	+34.5%	+10
	Emergency Custody Order	EC	20	▼	-13.0%	-3
	Medical Emergency Temporary Detention Order	MT	0	▼	-100.0%	-1
	<b>Total</b>			<b>59</b>	<b>▲</b>	<b>11.3%</b>
<b>GRAND TOTAL</b>			<b>3,386</b>	<b>▲</b>	<b>3.3%</b>	<b>+109</b>

Filings by Major Case Category\*\*

Category	Summary	Change	% Change	Absolute Change
Felony	195	▲	+12.1%	+21
Garnishment	291	▲	+23.3%	+55
General Civil	561	▼	+27.2%	+120
Infraction/Civil Violation	1,150	▼	-6.0%	-73
Landlord /Tenant	81	▼	-21.4%	-22
Misdemeanor	661	▲	+4.3%	+27
Other	357	▲	-12.1%	-49

\* Compared to same time period as previous year

\*\* Case Type Categories are defined in the 2017 Virginia Judicial Workload Assessment

**CPSS - GCMS CASELOAD STATISTICS OF THE GENERAL DISTRICT COURTS**

January 2024 thru April 2024 Filings (Compared to January 2023 thru April 2023)

**Bedford**

District: 24 FIPS: 019

---



Protective Orders	90	▲	+50.0%	+30
<b><i>GRAND TOTAL</i></b>	<b><u>3,386</u></b>	▲	3.3%	+109

\* Compared to same time period as previous year

\*\* Case Type Categories are defined in the 2017 Virginia Judicial Workload Assessment  
Source: SCV-SQL-Information

**CPSS - GCMS CASELOAD STATISTICS OF THE GENERAL DISTRICT COURTS**

January 2024 thru April 2024 Filings (Compared to January 2023 thru April 2023)

2024 Overall GRAND TOTAL		Distribution of Caseload			Change*		Percentage (%) of Caseload		
<b>3,819</b>	+431	<b>Criminal</b>	504	13%	11.0% ▲	+50	<b>Criminal</b>	2023	2024
		<b>Traffic</b>	1,953	51%	18.4% ▲	+303	<b>Traffic</b>	48.7%	51.1%
		<b>Civil</b>	1,315	34%	5.0% ▲	+63	<b>Civil</b>	37.0%	34.4%
		<b>Civil Commitments</b>	47	1%	46.9% ▲	+15	<b>Civil Commitments</b>	0.9%	1.2%
		<b>GRAND TOTAL</b>	<b>3,819</b>	100%	12.7% ▲	+431	<b>GRAND TOTAL</b>	100%	100%

**Filings by Division & Code**

Division	Case Type Description	Code	Summary	Change	% Change	Absolute Change
<b>Criminal</b>	Misdemeanor	M	285	▲	+1.1%	+3
	Felony	F	139	▲	+46.3%	+44
	Show Cause	SC	36	▼	-10.0%	-4
	Capias	CA	31	▲	+47.6%	+10
	Civil Violation	CV	9	▲	+28.6%	+2
	Restricted Operators License	RL	4	▼	-55.6%	-5
	<b>Total</b>			<b>504</b>	<b>▲</b>	<b>11.0%</b>
<b>Traffic</b>	Infraction	I	1,587	▲	+17.8%	+240
	Misdemeanor	M	315	▲	+22.6%	+58
	Show Cause	SC	23	▲	+35.3%	+6
	Capias	CA	14	▲	+27.3%	+3
	Felony	F	9	▼	-35.7%	-5
	Civil Violation	CV	4	▲	-	+4
	Restricted Operators License	RL	1	▼	-75.0%	-3
<b>Total</b>			<b>1,953</b>	<b>▲</b>	<b>18.4%</b>	<b>+303</b>
<b>Civil</b>	Warrant in Debt	WD	726	▲	+10.0%	+66
	Unlawful Detainer	UD	230	▲	+4.1%	+9
	Garnishment	GA	191	▲	+20.9%	+33
	Other	OT	49	▲	-10.9%	-6
	Preliminary Protective Order	PP	32	▼	-23.8%	-10
	Admin License	AL	18	▲	+20.0%	+3
	Detinue	DT	18	▼	-18.2%	-4
	Interrogatory	IN	14	▲	+16.7%	+2
	Impoundment	IM	12	▲	+33.3%	+3
	Protective Order	PO	11	▼	-60.7%	-17
	Abstract	AJ	5	▼	-44.4%	-4
	Bond Forfeiture	BF	2	▼	-66.7%	-4
	Show Cause	SC	2	▼	-77.8%	-7
	Tenants Assertion	TA	2	↔	-	-
	Counter Claim	CC	1	↔	-	-
	Cross Claim	CR	1	▲	-	+1
	Third Party Claim	TH	1	▲	-	+1
Capias	CA	0	▼	-100.0%	-1	
Petition-Restore Arms	PR	0	▼	-100.0%	-2	
<b>Total</b>			<b>1,315</b>	<b>▲</b>	<b>5.0%</b>	<b>+63</b>
<b>Civil Commitments</b>	Temporary Detention Order	TD	32	▲	+146.2%	+19
	Emergency Custody Order	EC	14	▼	-26.3%	-5
	Medical Emergency Temporary Detention Order	MT	1	▲	-	+1
<b>Total</b>			<b>47</b>	<b>▲</b>	<b>46.9%</b>	<b>+15</b>
<b>GRAND TOTAL</b>			<b>3,819</b>	<b>▲</b>	<b>12.7%</b>	<b>+431</b>

**Filings by Major Case Category\*\***

Category	Summary	Change	% Change	Absolute Change
Felony	148	▲	+35.8%	+39
Garnishment	205	▲	+20.6%	+35
General Civil	750	▼	+8.9%	+61
Infraction/Civil Violation	1,600	▲	+18.2%	+246
Landlord /Tenant	232	▲	+4.0%	+9

\* Compared to same time period as previous year

\*\* Case Type Categories are defined in the 2017 Virginia Judicial Workload Assessment



**CPSS - GCMS CASELOAD STATISTICS OF THE GENERAL DISTRICT COURTS**

January 2024 thru April 2024 Filings (Compared to January 2023 thru April 2023)

Misdemeanor	605	▼	+9.6%	+53
Other	236	▲	+6.8%	+15
Protective Orders	43	▼	-38.6%	-27
<b>GRAND TOTAL</b>	<b>3,819</b>	▲	12.7%	+431

\* Compared to same time period as previous year

\*\* Case Type Categories are defined in the 2017 Virginia Judicial Workload Assessment  
Source: SCV-SQL-Information

2024 Overall GRAND TOTAL		Distribution of Caseload			Change*		Percentage (%) of Caseload		
<b>7,228</b>	+47	<b>Criminal</b>	1,719	24%	-2.4% ▼	-43	<b>Criminal</b>	2023	2024
		<b>Traffic</b>	2,261	31%	-15.3% ▼	-408	<b>Traffic</b>	24.5%	23.8%
2024 		<b>Civil</b>	2,917	40%	20.7% ▲	+500	<b>Civil</b>	37.2%	31.3%
2023 		<b>Civil Commitments</b>	331	5%	-0.6% ▼	-2	<b>Civil Commitments</b>	33.7%	40.4%
		<b>GRAND TOTAL</b>	<b>7,228</b>	100%	0.7% ▲	+47	<b>GRAND TOTAL</b>	4.6%	4.6%
							<b>GRAND TOTAL</b>	100%	100%

Filings by Division & Code

Division	Case Type Description	Code	Summary	Change	% Change	Absolute Change
<b>Criminal</b>	Misdemeanor	M	949	▲	+8.2%	+72
	Felony	F	462	▼	-11.7%	-61
	Capias	CA	146	▼	-13.6%	-23
	Show Cause	SC	133	▼	-18.4%	-30
	Motion	MO	15	▲	+7.1%	+1
	Civil Violation	CV	14	▼	-12.5%	-2
	<b>Total</b>			<b>1,719</b>	▼	<b>-2.4%</b>
<b>Traffic</b>	Infraction	I	1,566	▼	-19.4%	-376
	Misdemeanor	M	623	▲	+2.3%	+14
	Show Cause	SC	27	▼	-50.9%	-28
	Capias	CA	21	▼	-51.2%	-22
	Felony	F	17	▲	+54.5%	+6
	Restricted Operators License	RL	4	↔		-
	Motion	MO	2	↔		-
	Other	O	1	↔		-
	Civil Violation	CV	0	▼	-100.0%	-2
<b>Total</b>			<b>2,261</b>	▼	<b>-15.3%</b>	<b>-408</b>
<b>Civil</b>	Warrant in Debt	WD	1,086	▲	+31.6%	+261
	Unlawful Detainer	UD	639	▲	+16.0%	+88
	Garnishment	GA	462	▲	+20.9%	+80
	Detinue	DT	182	▼	-2.2%	-4
	Other	OT	138	▼	+3.0%	+4
	Preliminary Protective Order	PP	82	▲	+6.5%	+5
	Interrogatory	IN	62	▲	+19.2%	+10
	Bond Forfeiture	BF	54	▲	+74.2%	+23
	Protective Order	PO	49	▲	+11.4%	+5
	Impoundment	IM	45	▼	-11.8%	-6
	Abstract	AJ	33	▲	+57.1%	+12
	Show Cause	SC	30	▲	+42.9%	+9
	Admin License	AL	29	▲	+7.4%	+2
	Capias	CA	8	▲	+60.0%	+3
	Tenants Assertion	TA	8	▲	+700.0%	+7
	Petition-Restore Arms	PR	4	▲	+100.0%	+2
	Counter Claim	CC	2	▼	-50.0%	-2
	Motion for Judgment	MJ	2	▼	-33.3%	-1
	Cross Claim	CR	1	▲	-	+1
	Third Party Claim	TH	1	▲	-	+1
<b>Total</b>			<b>2,917</b>	▲	<b>20.7%</b>	<b>+500</b>
<b>Civil Commitments</b>	Mental Commitment	MC	145	▲	+22.9%	+27
	Temporary Detention Order	TD	102	▼	-17.1%	-21
	Emergency Custody Order	EC	81	▼	-9.0%	-8
	Medical Emergency Temporary Detention Order	MT	2	▲	+100.0%	+1
	Petition	PT	1	▲	-	+1
	Medical Emergency Custody Order	ME	0	▼	-100.0%	-2
<b>Total</b>			<b>331</b>	▼	<b>-0.6%</b>	<b>-2</b>
<b>GRAND TOTAL</b>			<b>7,228</b>	▲	0.7%	+47

\* Compared to same time period as previous year



\*\* Case Type Categories are defined in the 2017 Virginia Judicial Workload Assessment

**Filings by Major Case Category\*\***

Category	Summary	Change	% Change	Absolute Change
Felony	479	▲	-10.3%	-55
Garnishment	524	▲	+20.7%	+90
General Civil	1,284	▲	+23.9%	+248
Infraction/Civil Violation	1,581	▼	-19.4%	-380
Involuntary Civil Commitments	1	▲	-	+1
Landlord /Tenant	647	▲	+17.2%	+95
Misdemeanor	1,576	▲	+5.8%	+86
Other	1,005	▲	-4.6%	-48
Protective Orders	131	▲	+8.3%	+10
<b>GRAND TOTAL</b>	<b>7,228</b>	▲	0.7%	+47

\* Compared to same time period as previous year

\*\* Case Type Categories are defined in the 2017 Virginia Judicial Workload Assessment  
 Source: SCV-SQL-Information

2024 Overall GRAND TOTAL		Distribution of Caseload			Change*		Percentage (%) of Caseload			
<b>1,337</b>	-117	<b>Criminal</b>	164	12%	-17.6%	▼	-35	<b>Criminal</b>	2023: 13.7%	2024: 12.3%
		<b>Traffic</b>	994	74%	-4.9%	▼	-51	<b>Traffic</b>	71.9%	74.3%
		<b>Civil</b>	158	12%	-13.7%	▼	-25	<b>Civil</b>	12.6%	11.8%
		<b>Civil Commitments</b>	21	2%	-22.2%	▼	-6	<b>Civil Commitments</b>	1.9%	1.6%
		<b>GRAND TOTAL</b>	<b>1,337</b>	100%	-8.0%	▼	-117	<b>GRAND TOTAL</b>	100%	100%

Filings by Division & Code

Division	Case Type Description	Code	Summary	Change	% Change	Absolute Change
<b>Criminal</b>	Misdemeanor	M	106	▼	-3.6%	-4
	Felony	F	32	▼	-55.6%	-40
	Show Cause	SC	15	▲	+25.0%	+3
	Capias	CA	7	▲	+133.3%	+4
	Civil Violation	CV	4	▲	+100.0%	+2
	<b>Total</b>			<b>164</b>	▼	<b>-17.6%</b>
<b>Traffic</b>	Infraction	I	834	▲	+0.7%	+6
	Misdemeanor	M	147	▼	-27.6%	-56
	Felony	F	5	▲	+150.0%	+3
	Capias	CA	4	↔		-
	Show Cause	SC	3	▼	-57.1%	-4
	Restricted Operators License	RL	1	↔		-
	<b>Total</b>			<b>994</b>	▼	<b>-4.9%</b>
<b>Civil</b>	Warrant in Debt	WD	64	▼	-5.9%	-4
	Garnishment	GA	46	↔		-
	Unlawful Detainer	UD	10	▼	-16.7%	-2
	Other	OT	9	▼	-43.8%	-7
	Preliminary Protective Order	PP	9	▼	-18.2%	-2
	Protective Order	PO	7	▼	-30.0%	-3
	Admin License	AL	4	▼	-66.7%	-8
	Detinue	DT	3	▲	+200.0%	+2
	Impoundment	IM	3	▲	+200.0%	+2
	Abstract	AJ	2	↔		-
	Interrogatory	IN	1	↔		-
	Counter Claim	CC	0	▼	-100.0%	-1
	Motion for Judgment	MJ	0	▼	-100.0%	-1
	Show Cause	SC	0	▼	-100.0%	-1
	<b>Total</b>			<b>158</b>	▼	<b>-13.7%</b>
<b>Civil Commitments</b>	Temporary Detention Order	TD	13	▼	-27.8%	-5
	Emergency Custody Order	EC	8	▼	-11.1%	-1
	<b>Total</b>			<b>21</b>	▼	<b>-22.2%</b>
<b>GRAND TOTAL</b>			<b>1,337</b>	▼	-8.0%	-117

Filings by Major Case Category\*\*

Category	Summary	Change	% Change	Absolute Change	
Felony	37	▲	-50.0%	-37	
Garnishment	47	↔		0	
General Civil	67	▲	-4.3%	-3	
Infraction/Civil Violation	838	▲	+1.0%	+8	
Landlord /Tenant	10	▼	-16.7%	-2	
Misdemeanor	254	▼	-19.1%	-60	
Other	68	▼	-20.9%	-18	
Protective Orders	16	▼	-23.8%	-5	
<b>GRAND TOTAL</b>		<b>1,337</b>	▼	-8.0%	-117

\* Compared to same time period as previous year

\*\* Case Type Categories are defined in the 2017 Virginia Judicial Workload Assessment  
 Source: SCV-SQL-Information

2024 Overall GRAND TOTAL		Distribution of Caseload			Change*		Percentage (%) of Caseload			
2024	2,613	Criminal	339	13%	-18.5%	▼	-77	Criminal	2023	2024
		Traffic	1,749	67%	7.2%	▲	+118	Traffic	16.6%	13.0%
2023	+107	Civil	406	16%	11.8%	▲	+43	Civil	65.1%	66.9%
		Civil Commitments	119	5%	24.0%	▲	+23	Civil Commitments	14.5%	15.5%
		<b>GRAND TOTAL</b>	<b>2,613</b>	<b>100%</b>	<b>4.3%</b>	<b>▲</b>	<b>+107</b>	<b>GRAND TOTAL</b>	<b>100%</b>	<b>100%</b>

Filings by Division & Code

Division	Case Type Description	Code	Summary	Change	% Change	Absolute Change
<b>Criminal</b>	Misdemeanor	M	191	▼	-11.2%	-24
	Felony	F	113	▼	-36.9%	-66
	Capias	CA	20	▲	+66.7%	+8
	Civil Violation	CV	9	▲	+200.0%	+6
	Show Cause	SC	6	▼	-14.3%	-1
	<b>Total</b>			<b>339</b>	<b>▼</b>	<b>-18.5%</b>
<b>Traffic</b>	Infraction	I	1,410	▲	+6.6%	+87
	Misdemeanor	M	301	▲	+7.9%	+22
	Capias	CA	29	▲	+16.0%	+4
	Show Cause	SC	6	▲	+200.0%	+4
	Civil Violation	CV	2	▲	+100.0%	+1
	Felony	F	1	↔	-	-
<b>Total</b>			<b>1,749</b>	<b>▲</b>	<b>7.2%</b>	<b>+118</b>
<b>Civil</b>	Warrant in Debt	WD	154	▲	+48.1%	+50
	Garnishment	GA	95	▼	-5.0%	-5
	Unlawful Detainer	UD	76	▲	+22.6%	+14
	Other	OT	24	▼	-11.1%	-3
	Detinue	DT	14	▼	-33.3%	-7
	Admin License	AL	13	▼	-13.3%	-2
	Preliminary Protective Order	PP	11	▼	-15.4%	-2
	Protective Order	PO	11	▲	+10.0%	+1
	Interrogatory	IN	5	▲	+66.7%	+2
	Show Cause	SC	2	↔	-	-
	Petition-Restore Arms	PR	1	▲	-	+1
	Capias	CA	0	▼	-100.0%	-2
	Counter Claim	CC	0	▼	-100.0%	-1
	Impoundment	IM	0	▼	-100.0%	-2
	Tenants Assertion	TA	0	▼	-100.0%	-1
<b>Total</b>			<b>406</b>	<b>▲</b>	<b>11.8%</b>	<b>+43</b>
<b>Civil Commitments</b>	Mental Commitment	MC	39	▲	+5.4%	+2
	Temporary Detention Order	TD	28	▲	+7.7%	+2
	Emergency Custody Order	EC	24	▲	+41.2%	+7
	Other	OT	24	▲	+50.0%	+8
	Medical Emergency Temporary Detention Order	MT	4	▲	-	+4
<b>Total</b>			<b>119</b>	<b>▲</b>	<b>24.0%</b>	<b>+23</b>
<b>GRAND TOTAL</b>			<b>2,613</b>	<b>▲</b>	<b>4.3%</b>	<b>+107</b>

Filings by Major Case Category\*\*

Category	Summary	Change	% Change	Absolute Change
Felony	114	▼	-36.7%	-66
Garnishment	100	▲	-2.9%	-3
General Civil	169	▲	+35.2%	+44
Infraction/Civil Violation	1,421	▲	+7.1%	+94
Involuntary Civil Commitments	24	▲	+50.0%	+8
Landlord /Tenant	76	▼	+20.6%	+13
Misdemeanor	492	▼	-0.4%	-2
Other	195	▲	+11.4%	+20

\* Compared to same time period as previous year

\*\* Case Type Categories are defined in the 2017 Virginia Judicial Workload Assessment





**CPSS - GCMS CASELOAD STATISTICS OF THE GENERAL DISTRICT COURTS**  
January 2024 thru April 2024 Filings (Compared to January 2023 thru April 2023)

Protective Orders	22	▼	-4.3%	-1
<b>GRAND TOTAL</b>	<b>2,613</b>	▲	4.3%	+107

\* Compared to same time period as previous year

\*\* Case Type Categories are defined in the 2017 Virginia Judicial Workload Assessment  
Source: SCV-SQL-Information

2024 Overall GRAND TOTAL		Distribution of Caseload			Change*		Percentage (%) of Caseload		
<b>6,401</b>	+724	<b>Criminal</b>	836	13%	16.8% ▲	+120	<b>Criminal</b>	2023	2024
		<b>Traffic</b>	4,516	71%	13.0% ▲	+521	<b>Traffic</b>	70.4%	70.6%
		<b>Civil</b>	799	12%	11.3% ▲	+81	<b>Civil</b>	12.6%	12.5%
		<b>Civil Commitments</b>	250	4%	0.8% ▲	+2	<b>Civil Commitments</b>	4.4%	3.9%
		<b>GRAND TOTAL</b>	<b>6,401</b>	100%	12.8% ▲	+724	<b>GRAND TOTAL</b>	100%	100%

**Filings by Division & Code**

Division	Case Type Description	Code	Summary	Change	% Change	Absolute Change
<b>Criminal</b>	Misdemeanor	M	413	▲	+20.4%	+70
	Felony	F	251	▲	+21.8%	+45
	Capias	CA	96	▲	+12.9%	+11
	Show Cause	SC	50	▼	-23.1%	-15
	Civil Violation	CV	26	▲	+52.9%	+9
	<b>Total</b>			<b>836</b>	<b>▲</b>	<b>16.8%</b>
<b>Traffic</b>	Infraction	I	3,722	▲	+13.0%	+427
	Misdemeanor	M	744	▲	+15.7%	+101
	Capias	CA	33	▲	+32.0%	+8
	Show Cause	SC	10	▼	-54.5%	-12
	Felony	F	6	▼	-40.0%	-4
	Civil Violation	CV	1	▲	-	+1
	<b>Total</b>			<b>4,516</b>	<b>▲</b>	<b>13.0%</b>
<b>Civil</b>	Warrant in Debt	WD	342	▲	+12.1%	+37
	Garnishment	GA	157	▼	-1.3%	-2
	Unlawful Detainer	UD	148	▲	+39.6%	+42
	Other	OT	45	▼	-	-
	Admin License	AL	34	▲	+240.0%	+24
	Preliminary Protective Order	PP	28	▲	+3.7%	+1
	Detinue	DT	12	▲	+200.0%	+8
	Protective Order	PO	10	▼	-16.7%	-2
	Abstract	AJ	6	▼	-57.1%	-8
	Interrogatory	IN	4	▼	-69.2%	-9
	Show Cause	SC	4	▼	-42.9%	-3
	Impoundment	IM	3	▼	-40.0%	-2
	Motion for Judgment	MJ	3	▼	-25.0%	-1
	Bond Forfeiture	BF	1	▲	-	+1
	Counter Claim	CC	1	↔	-	-
	Petition-Restore Arms	PR	1	▼	-66.7%	-2
	Capias	CA	0	▼	-100.0%	-1
	Tenants Assertion	TA	0	▼	-100.0%	-2
<b>Total</b>			<b>799</b>	<b>▲</b>	<b>11.3%</b>	<b>+81</b>
<b>Civil Commitments</b>	Mental Commitment	MC	113	▲	+4.6%	+5
	Temporary Detention Order	TD	59	▲	+7.3%	+4
	Emergency Custody Order	EC	56	▲	+5.7%	+3
	Petition	PT	13	▲	+62.5%	+5
	Other	OT	7	▼	-70.8%	-17
	Medical Emergency Temporary Detention Order	MT	2	▲	-	+2
<b>Total</b>			<b>250</b>	<b>▲</b>	<b>0.8%</b>	<b>+2</b>
<b>GRAND TOTAL</b>			<b>6,401</b>	<b>▲</b>	<b>12.8%</b>	<b>+724</b>

**Filings by Major Case Category\*\***

Category	Summary	Change	% Change	Absolute Change
Felony	257	▼	+19.0%	+41
Garnishment	161	▼	-6.4%	-11
General Civil	360	▲	+12.1%	+39
Infraction/Civil Violation	3,749	▲	+13.2%	+437
Involuntary Civil Commitments	20	▼	-37.5%	-12

\* Compared to same time period as previous year

\*\* Case Type Categories are defined in the 2017 Virginia Judicial Workload Assessment

**CPSS - GCMS CASELOAD STATISTICS OF THE GENERAL DISTRICT COURTS**

January 2024 thru April 2024 Filings (Compared to January 2023 thru April 2023)


**Augusta**

District: 25 FIPS: 015

Landlord /Tenant	148	▼	+37.0%	+40
Misdemeanor	1,157	▲	+17.3%	+171
Other	511	▲	+4.1%	+20
Protective Orders	38	▼	-2.6%	-1
<b>GRAND TOTAL</b>	<b>6,401</b>	▲	12.8%	+724

\* Compared to same time period as previous year

\*\* Case Type Categories are defined in the 2017 Virginia Judicial Workload Assessment  
Source: SCV-SQL-Information

2024 Overall GRAND TOTAL		Distribution of Caseload			Change*		Percentage (%) of Caseload		
<b>874</b> +119 	<b>Criminal</b>	44	5%	-41.3% ▼	-31	<b>Criminal</b>	2023	2024	
	<b>Traffic</b>	784	90%	21.7% ▲	+140	<b>Traffic</b>	9.9%	5.0%	
	<b>Civil</b>	43	5%	53.6% ▲	+15	<b>Civil</b>	85.3%	89.7%	
	<b>Civil Commitments</b>	3	0%	-62.5% ▼	-5	<b>Civil Commitments</b>	3.7%	4.9%	
	<b>GRAND TOTAL</b>	<b>874</b>	100%	15.8% ▲	+119	<b>GRAND TOTAL</b>	100%	100%	

**Filings by Division & Code**

Division	Case Type Description	Code	Summary	Change	% Change	Absolute Change
<b>Criminal</b>	Misdemeanor	M	37	▼	-39.3%	-24
	Civil Violation	CV	3	▲	+200.0%	+2
	Capias	CA	2	↔	-	-
	Felony	F	2	▼	-71.4%	-5
	Show Cause	SC	0	▼	-100.0%	-4
	<b>Total</b>			<b>44</b>	▼	<b>-41.3%</b>
<b>Traffic</b>	Infraction	I	723	▲	+21.5%	+128
	Misdemeanor	M	60	▲	+22.4%	+11
	Show Cause	SC	1	▲	-	+1
	<b>Total</b>		<b>784</b>	▲	<b>21.7%</b>	<b>+140</b>
<b>Civil</b>	Warrant in Debt	WD	13	▲	+62.5%	+5
	Garnishment	GA	7	▼	-30.0%	-3
	Other	OT	7	▲	+133.3%	+4
	Protective Order	PO	4	▲	-	+4
	Preliminary Protective Order	PP	3	▲	+200.0%	+2
	Admin License	AL	2	↔	-	-
	Detinue	DT	2	▲	-	+2
	Unlawful Detainer	UD	2	▲	+100.0%	+1
	Capias	CA	1	▲	-	+1
	Counter Claim	CC	1	▲	-	+1
	Interrogatory	IN	1	▲	-	+1
	Impoundment	IM	0	▼	-100.0%	-3
	<b>Total</b>			<b>43</b>	▲	<b>53.6%</b>
<b>Civil Commitments</b>	Emergency Custody Order	EC	2	▼	-50.0%	-2
	Temporary Detention Order	TD	1	▼	-75.0%	-3
	<b>Total</b>		<b>3</b>	▼	<b>-62.5%</b>	<b>-5</b>
<b>GRAND TOTAL</b>			<b>874</b>	▲	15.8%	+119

**Filings by Major Case Category\*\***

Category	Summary	Change	% Change	Absolute Change	
Felony	2	▼	-71.4%	-5	
Garnishment	8	▲	-20.0%	-2	
General Civil	16	▲	+77.8%	+7	
Infraction/Civil Violation	726	▲	+21.8%	+130	
Landlord /Tenant	2	▲	+100.0%	+1	
Misdemeanor	97	▼	-11.8%	-13	
Other	16	▲	-23.8%	-5	
Protective Orders	7	▲	+600.0%	+6	
<b>GRAND TOTAL</b>		<b>874</b>	▲	15.8%	+119

\* Compared to same time period as previous year



\*\* Case Type Categories are defined in the 2017 Virginia Judicial Workload Assessment  
 Source: SCV-SQL-Information

**CPSS - GCMS CASELOAD STATISTICS OF THE GENERAL DISTRICT COURTS**

January 2024 thru April 2024 Filings (Compared to January 2023 thru April 2023)

**Botetourt**

District: 25 FIPS: 023

2024 Overall GRAND TOTAL		Distribution of Caseload			Change*		Percentage (%) of Caseload		
<b>4,476</b>	-236	<b>Criminal</b>	376	8%	8.4% ▲	+29	<b>Criminal</b>	2023 7.4%	2024 8.4%
		<b>Traffic</b>	3,702	83%	-7.6% ▼	-304	<b>Traffic</b>	85.0%	82.7%
		<b>Civil</b>	376	8%	9.9% ▲	+34	<b>Civil</b>	7.3%	8.4%
		<b>Civil Commitments</b>	22	0%	29.4% ▲	+5	<b>Civil Commitments</b>	0.4%	0.5%
		<b>GRAND TOTAL</b>	<b>4,476</b>	100%	-5.0% ▼	-236	<b>GRAND TOTAL</b>	100%	100%

**Filings by Division & Code**

Division	Case Type Description	Code	Summary	Change	% Change	Absolute Change
<b>Criminal</b>	Misdemeanor	M	260	▲	+24.4%	+51
	Felony	F	70	▼	-4.1%	-3
	Show Cause	SC	20	▲	+42.9%	+6
	Capias	CA	13	▼	-67.5%	-27
	Civil Violation	CV	13	▲	+30.0%	+3
	Restricted Operators License	RL	0	▼	-100.0%	-1
	<b>Total</b>			<b>376</b>	<b>▲</b>	<b>8.4%</b>
<b>Traffic</b>	Infraction	I	3,193	▼	-3.4%	-112
	Misdemeanor	M	491	▼	-26.8%	-180
	Show Cause	SC	10	▼	-44.4%	-8
	Capias	CA	5	↔	-	-
	Felony	F	2	▼	-60.0%	-3
	Civil Violation	CV	1	↔	-	-
	Restricted Operators License	RL	0	▼	-100.0%	-1
<b>Total</b>			<b>3,702</b>	<b>▼</b>	<b>-7.6%</b>	<b>-304</b>
<b>Civil</b>	Warrant in Debt	WD	200	▲	+17.0%	+29
	Garnishment	GA	65	▼	-11.0%	-8
	Unlawful Detainer	UD	37	▲	+23.3%	+7
	Admin License	AL	18	▲	+20.0%	+3
	Other	OT	15	▲	+50.0%	+5
	Protective Order	PO	11	▲	+22.2%	+2
	Preliminary Protective Order	PP	7	▲	+16.7%	+1
	Impoundment	IM	6	▼	-14.3%	-1
	Interrogatory	IN	6	▼	-14.3%	-1
	Counter Claim	CC	2	▲	-	+2
	Detinue	DT	2	▼	-33.3%	-1
	Overweight	OC	2	▼	-66.7%	-4
	Show Cause	SC	2	▲	-	+2
	Bond Forfeiture	BF	1	↔	-	-
	Petition to Require Blood Test	BT	1	▲	-	+1
	Tenants Assertion	TA	1	▲	-	+1
	Abstract	AJ	0	▼	-100.0%	-3
Petition-Restore Arms	PR	0	▼	-100.0%	-1	
<b>Total</b>			<b>376</b>	<b>▲</b>	<b>9.9%</b>	<b>+34</b>
<b>Civil Commitments</b>	Temporary Detention Order	TD	15	▲	+50.0%	+5
	Emergency Custody Order	EC	7	↔	-	-
<b>Total</b>			<b>22</b>	<b>▲</b>	<b>29.4%</b>	<b>+5</b>
<b>GRAND TOTAL</b>			<b>4,476</b>	<b>▼</b>	<b>-5.0%</b>	<b>-236</b>

**Filings by Major Case Category\*\***

Category	Summary	Change	% Change	Absolute Change
Felony	72	▼	-7.7%	-6
Garnishment	71	▼	-11.3%	-9
General Civil	204	▼	+14.0%	+25
Infraction/Civil Violation	3,209	▼	-3.4%	-113
Landlord /Tenant	38	▲	+26.7%	+8
Misdemeanor	751	▼	-14.9%	-131
Other	113	▲	-10.3%	-13

\* Compared to same time period as previous year

\*\* Case Type Categories are defined in the 2017 Virginia Judicial Workload Assessment

Source: SCV-SQL-Information

**CPSS - GCMS CASELOAD STATISTICS OF THE GENERAL DISTRICT COURTS**

January 2024 thru April 2024 Filings (Compared to January 2023 thru April 2023)

**Botetourt**


District: 25 FIPS: 023

---

Protective Orders	18	▲	+20.0%	+3
<b><i>GRAND TOTAL</i></b>	<b><u>4,476</u></b>	▼	-5.0%	-236

\* Compared to same time period as previous year

\*\* Case Type Categories are defined in the 2017 Virginia Judicial Workload Assessment  
Source: SCV-SQL-Information

2024 Overall GRAND TOTAL		Distribution of Caseload			Change*		Percentage (%) of Caseload		
<b>408</b>	-305	<b>Criminal</b>	110	27%	-14.1% ▼	-18	<b>Criminal</b>	2023	2024
		<b>Traffic</b>	187	46%	-60.9% ▼	-291	<b>Traffic</b>	18.0%	27.0%
		<b>Civil</b>	105	26%	6.1% ▲	+6	<b>Civil</b>	67.0%	45.8%
		<b>Civil Commitments</b>	6	1%	-25.0% ▼	-2	<b>Civil Commitments</b>	13.9%	25.7%
		<b>GRAND TOTAL</b>	<b>408</b>	100%	-42.8% ▼	-305	<b>GRAND TOTAL</b>	100%	100%

Filings by Division & Code

Division	Case Type Description	Code	Summary	Change	% Change	Absolute Change
<b>Criminal</b>	Misdemeanor	M	68	▲	+4.6%	+3
	Felony	F	25	▼	-46.8%	-22
	Show Cause	SC	8	▲	+60.0%	+3
	Capias	CA	6	▼	-33.3%	-3
	Civil Violation	CV	3	▲	+50.0%	+1
	<b>Total</b>			<b>110</b>	▼	<b>-14.1%</b>
<b>Traffic</b>	Infraction	I	129	▼	-67.5%	-268
	Misdemeanor	M	41	▼	-35.9%	-23
	Capias	CA	13	▼	-23.5%	-4
	Show Cause	SC	3	▲	-	+3
	Felony	F	1	▲	-	+1
	<b>Total</b>			<b>187</b>	▼	<b>-60.9%</b>
<b>Civil</b>	Garnishment	GA	28	▼	-20.0%	-7
	Warrant in Debt	WD	28	▲	+12.0%	+3
	Unlawful Detainer	UD	23	▼	-4.2%	-1
	Other	OT	9	▲	+12.5%	+1
	Admin License	AL	7	▲	+250.0%	+5
	Preliminary Protective Order	PP	4	↔	-	-
	Protective Order	PO	2	▲	+100.0%	+1
	Bond Forfeiture	BF	1	▲	-	+1
	Capias	CA	1	▲	-	+1
	Interrogatory	IN	1	▲	-	+1
	Show Cause	SC	1	▲	-	+1
	<b>Total</b>			<b>105</b>	▲	<b>6.1%</b>
<b>Civil Commitments</b>	Temporary Detention Order	TD	4	▼	-42.9%	-3
	Emergency Custody Order	EC	2	▲	+100.0%	+1
	<b>Total</b>		<b>6</b>	▼	<b>-25.0%</b>	<b>-2</b>
<b>GRAND TOTAL</b>			<b>408</b>	▼	-42.8%	-305

Filings by Major Case Category\*\*

Category	Summary	Change	% Change	Absolute Change
Felony	26	▲	-44.7%	-21
Garnishment	29	▲	-17.1%	-6
General Civil	28	▲	+12.0%	+3
Infraction/Civil Violation	132	▼	-66.9%	-267
Landlord /Tenant	23	▼	-4.2%	-1
Misdemeanor	109	▼	-15.5%	-20
Other	55	▲	+12.2%	+6
Protective Orders	6	▲	+20.0%	+1
<b>GRAND TOTAL</b>	<b>408</b>	▼	-42.8%	-305

\* Compared to same time period as previous year

\*\* Case Type Categories are defined in the 2017 Virginia Judicial Workload Assessment

2024 Overall GRAND TOTAL		Distribution of Caseload			Change*		Percentage (%) of Caseload		
<b>309</b> 	+96	<b>Criminal</b>	55	18%	52.8% ▲	+19	<b>Criminal</b>	2023: 16.9%	2024: 17.8%
		<b>Traffic</b>	206	67%	56.1% ▲	+74	<b>Traffic</b>	62.0%	66.7%
2024		<b>Civil</b>	45	15%	2.3% ▲	+1	<b>Civil</b>	20.7%	14.6%
2023		<b>Civil Commitments</b>	3	1%	200.0% ▲	+2	<b>Civil Commitments</b>	0.5%	1.0%
		<b>GRAND TOTAL</b>	<b>309</b>	100%	45.1% ▲	+96	<b>GRAND TOTAL</b>	100%	100%

**Filings by Division & Code**

Division	Case Type Description	Code	Summary	Change	% Change	Absolute Change
<b>Criminal</b>	Misdemeanor	M	36	▲	+33.3%	+9
	Felony	F	13	▲	+550.0%	+11
	Show Cause	SC	5	↔	-	-
	Capias	CA	1	▼	-50.0%	-1
	<b>Total</b>		<b>55</b>	<b>▲</b>	<b>52.8%</b>	<b>+19</b>
<b>Traffic</b>	Infraction	I	183	▲	+59.1%	+68
	Misdemeanor	M	20	▲	+42.9%	+6
	Capias	CA	2	▲	+100.0%	+1
	Show Cause	SC	1	↔	-	-
	Restricted Operators License	RL	0	▼	-100.0%	-1
	<b>Total</b>		<b>206</b>	<b>▲</b>	<b>56.1%</b>	<b>+74</b>
<b>Civil</b>	Warrant in Debt	WD	14	▼	-26.3%	-5
	Unlawful Detainer	UD	11	▲	+10.0%	+1
	Garnishment	GA	8	↔	-	-
	Other	OT	3	▲	-40.0%	-2
	Admin License	AL	2	▲	+100.0%	+1
	Impoundment	IM	2	▲	-	+2
	Interrogatory	IN	2	▲	-	+2
	Detinue	DT	1	▲	-	+1
	Protective Order	PO	1	▲	-	+1
	Tenants Assertion	TA	1	↔	-	-
	<b>Total</b>		<b>45</b>	<b>▲</b>	<b>2.3%</b>	<b>+1</b>
<b>Civil Commitments</b>	Emergency Custody Order	EC	2	▲	-	+2
	Temporary Detention Order	TD	1	↔	-	-
	<b>Total</b>		<b>3</b>	<b>▲</b>	<b>200.0%</b>	<b>+2</b>
<b>GRAND TOTAL</b>			<b>309</b>	<b>▲</b>	<b>45.1%</b>	<b>+96</b>

**Filings by Major Case Category\*\***

Category	Summary	Change	% Change	Absolute Change
Felony	13	▲	+550.0%	+11
Garnishment	10	▲	+25.0%	+2
General Civil	16	▲	-15.8%	-3
Infraction/Civil Violation	183	▲	+59.1%	+68
Landlord /Tenant	12	▲	+9.1%	+1
Misdemeanor	56	▼	+33.3%	+14
Other	18	▲	+12.5%	+2
Protective Orders	1	▲	-	+1
<b>GRAND TOTAL</b>	<b>309</b>	<b>▲</b>	<b>45.1%</b>	<b>+96</b>

\* Compared to same time period as previous year

\*\* Case Type Categories are defined in the 2017 Virginia Judicial Workload Assessment  
 Source: SCV-SQL-Information



2024 Overall GRAND TOTAL		Distribution of Caseload		Change*		Percentage (%) of Caseload		
<b>377</b>	+70	<b>Criminal</b>	31 8%	106.7% ▲	+16	<b>Criminal</b>	2023 4.9%	2024 8.2%
2024		<b>Traffic</b>	314 83%	18.5% ▲	+49	<b>Traffic</b>	86.3%	83.3%
2023		<b>Civil</b>	31 8%	14.8% ▲	+4	<b>Civil</b>	8.8%	8.2%
		<b>Civil Commitments</b>	1 0%	- ▲	+1	<b>Civil Commitments</b>	0.0%	0.3%
		<b>GRAND TOTAL</b>	<b>377</b> 100%	22.8% ▲	+70	<b>GRAND TOTAL</b>	100%	100%

Filings by Division & Code

Division	Case Type Description	Code	Summary	Change	% Change	Absolute Change
<b>Criminal</b>	Misdemeanor	M	27	▲	+170.0%	+17
	Capias	CA	2	▲	-	+2
	Civil Violation	CV	1	▼	-50.0%	-1
	Felony	F	1	↔	-	-
	Show Cause	SC	0	▼	-100.0%	-2
	<b>Total</b>			<b>31</b>	<b>▲</b>	<b>106.7%</b>
<b>Traffic</b>	Infraction	I	293	▲	+20.6%	+50
	Misdemeanor	M	19	▼	-9.5%	-2
	Capias	CA	2	▲	-	+2
	Felony	F	0	▼	-100.0%	-1
	<b>Total</b>			<b>314</b>	<b>▲</b>	<b>18.5%</b>
<b>Civil</b>	Warrant in Debt	WD	24	▲	+50.0%	+8
	Unlawful Detainer	UD	3	▲	+200.0%	+2
	Garnishment	GA	2	▼	-71.4%	-5
	Admin License	AL	1	▲	-	+1
	Protective Order	PO	1	↔	-	-
	Other	OT	0	▼	-100.0%	-1
	Preliminary Protective Order	PP	0	▼	-100.0%	-1
	<b>Total</b>			<b>31</b>	<b>▲</b>	<b>14.8%</b>
<b>Civil Commitments</b>	Temporary Detention Order	TD	1	▲	-	+1
<b>Total</b>			<b>1</b>	<b>▲</b>	<b>-</b>	<b>+1</b>
<b>GRAND TOTAL</b>			<b>377</b>	<b>▲</b>	<b>22.8%</b>	<b>+70</b>

Filings by Major Case Category\*\*

Category	Summary	Change	% Change	Absolute Change
Felony	1	▼	-50.0%	-1
Garnishment	2	▼	-71.4%	-5
General Civil	24	▲	+50.0%	+8
Infraction/Civil Violation	294	▼	+20.0%	+49
Landlord /Tenant	3	▲	+200.0%	+2
Misdemeanor	46	▲	+48.4%	+15
Other	6	▲	+100.0%	+3
Protective Orders	1	▼	-50.0%	-1
<b>GRAND TOTAL</b>	<b>377</b>	<b>▲</b>	<b>22.8%</b>	<b>+70</b>

\* Compared to same time period as previous year



\*\* Case Type Categories are defined in the 2017 Virginia Judicial Workload Assessment

**CPSS - GCMS CASELOAD STATISTICS OF THE GENERAL DISTRICT COURTS**

January 2024 thru April 2024 Filings (Compared to January 2023 thru April 2023)

**Rockbridge**

District: 25 FIPS: 163

2024 Overall GRAND TOTAL		Distribution of Caseload			Change*		Percentage (%) of Caseload		
<b>3,138</b>	-244	<b>Criminal</b>	440	14%	11.7% ▲	+46	<b>Criminal</b>	2023	2024
		<b>Traffic</b>	2,268	72%	-10.1% ▼	-254	<b>Traffic</b>	11.6%	14.0%
		<b>Civil</b>	391	12%	-9.7% ▼	-42	<b>Civil</b>	74.6%	72.3%
		<b>Civil Commitments</b>	39	1%	18.2% ▲	+6	<b>Civil Commitments</b>	12.8%	12.5%
		<b>GRAND TOTAL</b>	<b>3,138</b>	100%	-7.2% ▼	-244	<b>GRAND TOTAL</b>	1.0%	1.2%
							<b>GRAND TOTAL</b>	100%	100%

**Filings by Division & Code**

Division	Case Type Description	Code	Summary	Change	% Change	Absolute Change
<b>Criminal</b>	Misdemeanor	M	258	▲	+13.2%	+30
	Felony	F	121	▲	+3.4%	+4
	Capias	CA	43	▲	+43.3%	+13
	Show Cause	SC	10	▼	-23.1%	-3
	Civil Violation	CV	8	▲	+33.3%	+2
	<b>Total</b>			<b>440</b>	<b>▲</b>	<b>11.7%</b>
<b>Traffic</b>	Infraction	I	1,709	▲	+3.3%	+55
	Misdemeanor	M	540	▼	-35.7%	-300
	Capias	CA	11	▼	-26.7%	-4
	Felony	F	6	▼	-33.3%	-3
	Show Cause	SC	2	▼	-33.3%	-1
	Other	O	0	▼	-100.0%	-1
	<b>Total</b>			<b>2,268</b>	<b>▼</b>	<b>-10.1%</b>
<b>Civil</b>	Warrant in Debt	WD	147	▼	-15.5%	-27
	Garnishment	GA	95	▼	-18.1%	-21
	Unlawful Detainer	UD	49	▼	-2.0%	-1
	Detinue	DT	30	▼	-21.1%	-8
	Other	OT	29	▲	+107.1%	+15
	Preliminary Protective Order	PP	10	▼	-9.1%	-1
	Admin License	AL	7	▼	-22.2%	-2
	Protective Order	PO	7	↔		-
	Impoundment	IM	4	▲	-	+4
	Abstract	AJ	2	▲	-	+2
	Counter Claim	CC	2	▲	-	+2
	Interrogatory	IN	2	▼	-33.3%	-1
	Petition-Restore Arms	PR	2	▲	-	+2
	Show Cause	SC	2	▼	-60.0%	-3
	Bond Forfeiture	BF	1	▼	-75.0%	-3
	Tenants Assertion	TA	1	▲	-	+1
	Zoning Violation	ZO	1	↔		-
	Motion for Judgment	MJ	0	▼	-100.0%	-1
<b>Total</b>			<b>391</b>	<b>▼</b>	<b>-9.7%</b>	<b>-42</b>
<b>Civil Commitments</b>	Temporary Detention Order	TD	27	▲	+17.4%	+4
	Emergency Custody Order	EC	12	▲	+20.0%	+2
	<b>Total</b>		<b>39</b>	<b>▲</b>	<b>18.2%</b>	<b>+6</b>
<b>GRAND TOTAL</b>			<b>3,138</b>	<b>▼</b>	<b>-7.2%</b>	<b>-244</b>

**Filings by Major Case Category\*\***

Category	Summary	Change	% Change	Absolute Change
Felony	127	▼	+0.8%	+1
Garnishment	97	▼	-18.5%	-22
General Civil	180	▲	-15.5%	-33
Infraction/Civil Violation	1,717	▼	+3.4%	+56
Landlord /Tenant	50	▲		0
Misdemeanor	799	▼	-25.3%	-270
Other	151	▲	+19.8%	+25
Protective Orders	17	▼	-5.6%	-1

\* Compared to same time period as previous year

\*\* Case Type Categories are defined in the 2017 Virginia Judicial Workload Assessment

Source: SCV-SQL-Information

**CPSS - GCMS CASELOAD STATISTICS OF THE GENERAL DISTRICT COURTS**

January 2024 thru April 2024 Filings (Compared to January 2023 thru April 2023)

*GRAND TOTAL*

**3,138**





-7.2%

-244

\* Compared to same time period as previous year

\*\* Case Type Categories are defined in the 2017 Virginia Judicial Workload Assessment  
Source: SCV-SQL-Information

2024 Overall GRAND TOTAL		Distribution of Caseload			Change*		Percentage (%) of Caseload		
<b>3,074</b>	-81	<b>Criminal</b>	510	17%	-7.9% ▼	-44	<b>Criminal</b>	2023	2024
		<b>Traffic</b>	1,431	47%	-10.2% ▼	-162	<b>Traffic</b>	17.6%	16.6%
2024 		<b>Civil</b>	588	19%	17.8% ▲	+89	<b>Civil</b>	50.5%	46.6%
2023 		<b>Civil Commitments</b>	545	18%	7.1% ▲	+36	<b>Civil Commitments</b>	15.8%	19.1%
		<b>GRAND TOTAL</b>	<b>3,074</b>	100%	-2.6% ▼	-81	<b>GRAND TOTAL</b>	16.1%	17.7%
							<b>GRAND TOTAL</b>	100%	100%

**Filings by Division & Code**

Division	Case Type Description	Code	Summary	Change	% Change	Absolute Change
<b>Criminal</b>	Misdemeanor	M	236	▼	-2.9%	-7
	Felony	F	153	▼	-20.7%	-40
	Capias	CA	69	▼	-2.8%	-2
	Show Cause	SC	28	▼	-3.4%	-1
	Civil Violation	CV	23	▲	+64.3%	+9
	Restricted Operators License	RL	1	▲	-	+1
	Motion	MO	0	▼	-100.0%	-4
	<b>Total</b>			<b>510</b>	▼	<b>-7.9%</b>
<b>Traffic</b>	Infraction	I	1,181	▼	-4.8%	-60
	Misdemeanor	M	186	▼	-26.8%	-68
	Capias	CA	38	▼	-39.7%	-25
	Other	O	12	▼	-42.9%	-9
	Show Cause	SC	10	▲	+100.0%	+5
	Felony	F	2	▼	-66.7%	-4
	Motion	MO	1	▲	-	+1
	Restricted Operators License	RL	1	▲	-	+1
	Civil Violation	CV	0	▼	-100.0%	-3
<b>Total</b>			<b>1,431</b>	▼	<b>-10.2%</b>	<b>-162</b>
<b>Civil</b>	Warrant in Debt	WD	221	▲	+48.3%	+72
	Garnishment	GA	150	▲	+4.2%	+6
	Unlawful Detainer	UD	100	▲	+6.4%	+6
	Detinue	DT	20	▲	+42.9%	+6
	Other	OT	20	▲	+11.1%	+2
	Preliminary Protective Order	PP	20	▲	+150.0%	+12
	Protective Order	PO	15	▲	+150.0%	+9
	Interrogatory	IN	10	▼	-58.3%	-14
	Admin License	AL	9	▼	-10.0%	-1
	Abstract	AJ	8	▼	-42.9%	-6
	Impoundment	IM	5	▲	+150.0%	+3
	Motion for Judgment	MJ	4	▲	+33.3%	+1
	Show Cause	SC	3	▼	-66.7%	-6
	Counter Claim	CC	2	▲	-	+2
	Capias	CA	1	▼	-50.0%	-1
	Bond Forfeiture	BF	0	▼	-100.0%	-1
Cross Claim	CR	0	▼	-100.0%	-1	
<b>Total</b>			<b>588</b>	▲	<b>17.8%</b>	<b>+89</b>
<b>Civil Commitments</b>	Mental Commitment	MC	328	▲	+2.8%	+9
	Other	OT	122	▲	+15.1%	+16
	Temporary Detention Order	TD	50	▼	-7.4%	-4
	Emergency Custody Order	EC	27	▲	+28.6%	+6
	Petition	PT	18	▲	+100.0%	+9
<b>Total</b>			<b>545</b>	▲	<b>7.1%</b>	<b>+36</b>
<b>GRAND TOTAL</b>			<b>3,074</b>	▼	<b>-2.6%</b>	<b>-81</b>

**Filings by Major Case Category\*\***

Category	Summary	Change	% Change	Absolute Change
Felony	155	▼	-22.1%	-44
Garnishment	160	▼	-4.8%	-8

\* Compared to same time period as previous year

\*\* Case Type Categories are defined in the 2017 Virginia Judicial Workload Assessment

Source: SCV-SQL-Information

**CPSS - GCMS CASELOAD STATISTICS OF THE GENERAL DISTRICT COURTS**

January 2024 thru April 2024 Filings (Compared to January 2023 thru April 2023)

**Staunton**

District: 25 FIPS: 790

General Civil	246	▲	+48.2%	+80
Infraction/Civil Violation	1,216	▼	-4.9%	-63
Involuntary Civil Commitments	140	▲	+21.7%	+25
Landlord /Tenant	100	▲	+6.4%	+6
Misdemeanor	424	▲	-14.7%	-73
Other	598	▲	-4.0%	-25
Protective Orders	35	▲	+150.0%	+21
<b>GRAND TOTAL</b>	<b>3,074</b>	▼	-2.6%	-81

\* Compared to same time period as previous year

\*\* Case Type Categories are defined in the 2017 Virginia Judicial Workload Assessment  
Source: SCV-SQL-Information

2024 Overall GRAND TOTAL		Distribution of Caseload			Change*		Percentage (%) of Caseload			
2024	2,115	+206	Criminal	318	15%	-5.4% ▼	-18	Criminal	2023	2024
			Traffic	620	29%	54.6% ▲	+219	Traffic	17.6%	15.0%
2023			Civil	1,116	53%	-0.5% ▲	-6	Civil	21.0%	29.3%
			Civil Commitments	61	3%	22.0% ▲	+11	Civil Commitments	58.8%	52.8%
			<b>GRAND TOTAL</b>	<b>2,115</b>	<b>100%</b>	<b>10.8% ▲</b>	<b>+206</b>	<b>GRAND TOTAL</b>	<b>100%</b>	<b>100%</b>

Filings by Division & Code

Division	Case Type Description	Code	Summary	Change	% Change	Absolute Change
<b>Criminal</b>	Misdemeanor	M	171	▲	+4.9%	+8
	Felony	F	90	▼	-15.9%	-17
	Capias	CA	40	▼	-23.1%	-12
	Show Cause	SC	15	▲	+66.7%	+6
	Civil Violation	CV	2	▼	-60.0%	-3
	<b>Total</b>			<b>318</b>	<b>▼</b>	<b>-5.4%</b>
<b>Traffic</b>	Infraction	I	408	▲	+60.0%	+153
	Misdemeanor	M	150	▲	+41.5%	+44
	Capias	CA	46	▲	+206.7%	+31
	Show Cause	SC	7	▼	-56.3%	-9
	Civil Violation	CV	4	▲	+33.3%	+1
	Felony	F	4	▲	+33.3%	+1
	Restricted Operators License	RL	1	▼	-66.7%	-2
	<b>Total</b>			<b>620</b>	<b>▲</b>	<b>54.6%</b>
<b>Civil</b>	Warrant in Debt	WD	660	▲	+0.6%	+4
	Garnishment	GA	172	▼	-3.4%	-6
	Unlawful Detainer	UD	139	▲	+20.9%	+24
	Detinue	DT	50	▼	-37.5%	-30
	Other	OT	24	▼	-29.4%	-10
	Preliminary Protective Order	PP	18	↔		-
	Admin License	AL	11	▲	+120.0%	+6
	Interrogatory	IN	10	▼	-37.5%	-6
	Abstract	AJ	8	▲	+100.0%	+4
	Show Cause	SC	8	↔		-
	Detinue Seizure	DZ	5	▲	-	+5
	Motion for Judgment	MJ	4	▲	+300.0%	+3
	Protective Order	PO	4	▲	+33.3%	+1
	Capias	CA	1	↔		-
	Counter Claim	CC	1	▲	-	+1
	Impoundment	IM	1	▼	-50.0%	-1
	Tenants Assertion	TA	0	▼	-100.0%	-1
<b>Total</b>			<b>1,116</b>	<b>▼</b>	<b>-0.5%</b>	<b>-6</b>
<b>Civil Commitments</b>	Temporary Detention Order	TD	43	▲	+10.3%	+4
	Emergency Custody Order	EC	18	▲	+63.6%	+7
	<b>Total</b>			<b>61</b>	<b>▲</b>	<b>22.0%</b>
<b>GRAND TOTAL</b>			<b>2,115</b>	<b>▲</b>	<b>10.8%</b>	<b>+206</b>

Filings by Major Case Category\*\*

Category	Summary	Change	% Change	Absolute Change
Felony	94	▲	-14.5%	-16
Garnishment	182	▼	-6.2%	-12
General Civil	719	▲	-2.4%	-18
Infraction/Civil Violation	414	▲	+57.4%	+151
Landlord /Tenant	139	▼	+19.8%	+23
Misdemeanor	322	▼	+18.4%	+50
Other	223	▲	+13.8%	+27
Protective Orders	22	▲	+4.8%	+1

\* Compared to same time period as previous year

\*\* Case Type Categories are defined in the 2017 Virginia Judicial Workload Assessment

Source: SCV-SQL-Information

**CPSS - GCMS CASELOAD STATISTICS OF THE GENERAL DISTRICT COURTS**  
January 2024 thru April 2024 Filings (Compared to January 2023 thru April 2023)


---

<i><b>GRAND TOTAL</b></i>	<b>2,115</b>	▲	10.8%	+206
---------------------------	--------------	---	-------	------

---

\* Compared to same time period as previous year

\*\* Case Type Categories are defined in the 2017 Virginia Judicial Workload Assessment  
Source: SCV-SQL-Information

2024 Overall GRAND TOTAL		Distribution of Caseload			Change*		Percentage (%) of Caseload			
<b>1,223</b>	-294	<b>Criminal</b>	116	9%	-19.4%	▼	-28	<b>Criminal</b>	2023: 9.5%	2024: 9.5%
		<b>Traffic</b>	974	80%	-23.3%	▼	-296	<b>Traffic</b>	83.7%	79.6%
		<b>Civil</b>	128	10%	28.0%	▲	+28	<b>Civil</b>	6.6%	10.5%
		<b>Civil Commitments</b>	5	0%	66.7%	▲	+2	<b>Civil Commitments</b>	0.2%	0.4%
		<b>GRAND TOTAL</b>	<b>1,223</b>	100%	-19.4%	▼	-294	<b>GRAND TOTAL</b>	100%	100%

Filings by Division & Code

Division	Case Type Description	Code	Summary	Change	% Change	Absolute Change
<b>Criminal</b>	Misdemeanor	M	70	▼	-30.0%	-30
	Felony	F	18	▲	+38.5%	+5
	Show Cause	SC	12	▼	-36.8%	-7
	Capias	CA	6	▲	+200.0%	+4
	Civil Violation	CV	6	▼	-14.3%	-1
	Motion	MO	4	▲	+33.3%	+1
	<b>Total</b>			<b>116</b>	▼	<b>-19.4%</b>
<b>Traffic</b>	Infraction	I	827	▼	-23.8%	-259
	Misdemeanor	M	140	▼	-22.7%	-41
	Felony	F	3	▲	+200.0%	+2
	Capias	CA	2	▲	+100.0%	+1
	Motion	MO	1	▲	-	+1
	Show Cause	SC	1	↔	-	-
	<b>Total</b>			<b>974</b>	▼	<b>-23.3%</b>
<b>Civil</b>	Warrant in Debt	WD	51	▼	-1.9%	-1
	Garnishment	GA	29	▲	+26.1%	+6
	Admin License	AL	23	▲	+283.3%	+17
	Other	OT	7	▲	+250.0%	+5
	Unlawful Detainer	UD	7	▼	-41.7%	-5
	Preliminary Protective Order	PP	5	▲	-	+5
	Impoundment	IM	2	▲	+100.0%	+1
	Protective Order	PO	2	▲	-	+2
	Abstract	AJ	1	▲	-	+1
	Motion for Judgment	MJ	1	▲	-	+1
	Detinue	DT	0	▼	-100.0%	-1
	Interrogatory	IN	0	▼	-100.0%	-2
	Show Cause	SC	0	▼	-100.0%	-1
	<b>Total</b>			<b>128</b>	▲	<b>28.0%</b>
<b>Civil Commitments</b>	Temporary Detention Order	TD	4	▲	+100.0%	+2
	Emergency Custody Order	EC	1	↔	-	-
	<b>Total</b>			<b>5</b>	▲	<b>66.7%</b>
<b>GRAND TOTAL</b>			<b>1,223</b>	▼	-19.4%	-294


Filings by Major Case Category\*\*

Category	Summary	Change	% Change	Absolute Change
Felony	21	▲	+50.0%	+7
Garnishment	29	▼	+16.0%	+4
General Civil	54	▲	-	0
Infraction/Civil Violation	833	▼	-23.8%	-260
Landlord /Tenant	7	▼	-41.7%	-5
Misdemeanor	210	▼	-25.3%	-71
Other	62	▲	+63.2%	+24
Protective Orders	7	▲	-	+7
<b>GRAND TOTAL</b>	<b>1,223</b>	▼	-19.4%	-294

\* Compared to same time period as previous year

\*\* Case Type Categories are defined in the 2017 Virginia Judicial Workload Assessment  
 Source: SCV-SQL-Information



2024 Overall GRAND TOTAL		Distribution of Caseload			Change*		Percentage (%) of Caseload		
<b>5,639</b> +204 		<b>Criminal</b>	979	17%	-12.0% ▼	-133	<b>Criminal</b>	2023	2024
		<b>Traffic</b>	3,454	61%	5.0% ▲	+163	<b>Traffic</b>	60.6%	61.3%
		<b>Civil</b>	1,171	21%	18.2% ▲	+180	<b>Civil</b>	18.2%	20.8%
		<b>Civil Commitments</b>	35	1%	-14.6% ▼	-6	<b>Civil Commitments</b>	0.8%	0.6%
		<b>GRAND TOTAL</b>	<b>5,639</b>	100%	3.8% ▲	+204	<b>GRAND TOTAL</b>	100%	100%

Filings by Division & Code

Division	Case Type Description	Code	Summary	Change	% Change	Absolute Change
<b>Criminal</b>	Misdemeanor	M	568	▲	+28.5%	+126
	Felony	F	189	▼	-60.8%	-293
	Show Cause	SC	106	▲	+45.2%	+33
	Capias	CA	87	▲	+3.6%	+3
	Civil Violation	CV	29	▼	-6.5%	-2
	<b>Total</b>			<b>979</b>	▼	<b>-12.0%</b>
<b>Traffic</b>	Infraction	I	2,648	▲	+5.0%	+125
	Misdemeanor	M	726	▲	+2.5%	+18
	Capias	CA	38	▲	+18.8%	+6
	Show Cause	SC	22	▲	+57.1%	+8
	Felony	F	18	▲	+50.0%	+6
	Civil Violation	CV	1	▼	-50.0%	-1
	Other	O	1	▲	-	+1
	<b>Total</b>			<b>3,454</b>	▲	<b>5.0%</b>
<b>Civil</b>	Warrant in Debt	WD	550	▲	+50.7%	+185
	Garnishment	GA	332	▲	+11.0%	+33
	Unlawful Detainer	UD	85	▲	+11.8%	+9
	Admin License	AL	47	▼	-27.7%	-18
	Overweight	OC	28	↔	-	-
	Other	OT	27	▲	+17.4%	+4
	Motor Carrier	MC	22	▼	-18.5%	-5
	Protective Order	PO	16	▲	+6.7%	+1
	Show Cause	SC	15	▼	-34.8%	-8
	Preliminary Protective Order	PP	13	▼	-7.1%	-1
	Bond Forfeiture	BF	10	↔	-	-
	Impoundment	IM	10	▼	-47.4%	-9
	Abstract	AJ	8	▼	-60.0%	-12
	Interrogatory	IN	5	▲	+66.7%	+2
	Petition-Restore Arms	PR	2	▲	-	+2
	Detinue	DT	1	↔	-	-
	Capias	CA	0	▼	-100.0%	-1
	Motion for Judgment	MJ	0	▼	-100.0%	-1
	Tenants Assertion	TA	0	▼	-100.0%	-1
<b>Total</b>			<b>1,171</b>	▲	<b>18.2%</b>	<b>+180</b>
<b>Civil Commitments</b>	Temporary Detention Order	TD	26	▼	-7.1%	-2
	Emergency Custody Order	EC	9	▼	-30.8%	-4
	<b>Total</b>		<b>35</b>	▼	<b>-14.6%</b>	<b>-6</b>
<b>GRAND TOTAL</b>			<b>5,639</b>	▲	3.8%	+204

Filings by Major Case Category\*\*

Category	Summary	Change	% Change	Absolute Change
Felony	207	▼	-58.1%	-287
Garnishment	337	▲	+11.6%	+35
General Civil	557	▲	+50.1%	+186
Infraction/Civil Violation	2,729	▲	+4.5%	+118
Landlord /Tenant	85	▼	+10.4%	+8
Misdemeanor	1,294	▲	+12.5%	+144
Other	401	▼	-	0

\* Compared to same time period as previous year

\*\* Case Type Categories are defined in the 2017 Virginia Judicial Workload Assessment

**CPSS - GCMS CASELOAD STATISTICS OF THE GENERAL DISTRICT COURTS**

January 2024 thru April 2024 Filings (Compared to January 2023 thru April 2023)

**Frederick**



District: 26 FIPS: 069

---

Protective Orders	29	▼		0
<b><i>GRAND TOTAL</i></b>	<b><u>5,639</u></b>	<b>▲</b>	3.8%	+204

\* Compared to same time period as previous year

\*\* Case Type Categories are defined in the 2017 Virginia Judicial Workload Assessment  
Source: SCV-SQL-Information

2024 Overall GRAND TOTAL		Distribution of Caseload			Change*		Percentage (%) of Caseload		
<b>2,430</b>	+518	<b>Criminal</b>	264	11%	-27.3% ▼	-99	<b>Criminal</b>	2023	2024
		<b>Traffic</b>	1,777	73%	54.4% ▲	+626	<b>Traffic</b>	19.0%	10.9%
		<b>Civil</b>	361	15%	-6.0% ▼	-23	<b>Civil</b>	60.2%	73.1%
		<b>Civil Commitments</b>	28	1%	100.0% ▲	+14	<b>Civil Commitments</b>	20.1%	14.9%
		<b>GRAND TOTAL</b>	<b>2,430</b>	100%	27.1% ▲	+518	<b>GRAND TOTAL</b>	0.7%	1.2%
							<b>GRAND TOTAL</b>	100%	100%

**Filings by Division & Code**

Division	Case Type Description	Code	Summary	Change	% Change	Absolute Change
<b>Criminal</b>	Misdemeanor	M	131	▼	-28.4%	-52
	Felony	F	96	▼	-23.2%	-29
	Show Cause	SC	18	▼	-18.2%	-4
	Capias	CA	11	▼	-42.1%	-8
	Civil Violation	CV	8	▼	-33.3%	-4
	Restricted Operators License	RL	0	▼	-100.0%	-2
	<b>Total</b>			<b>264</b>	▼	<b>-27.3%</b>
<b>Traffic</b>	Infraction	I	1,494	▲	+81.5%	+671
	Misdemeanor	M	272	▼	-9.6%	-29
	Show Cause	SC	6	▼	-40.0%	-4
	Capias	CA	3	▼	-75.0%	-9
	Felony	F	2	▼	-33.3%	-1
	Restricted Operators License	RL	0	▼	-100.0%	-2
	<b>Total</b>			<b>1,777</b>	▲	<b>54.4%</b>
<b>Civil</b>	Garnishment	GA	139	▲	+20.9%	+24
	Warrant in Debt	WD	137	▼	-13.8%	-22
	Unlawful Detainer	UD	30	▼	-6.3%	-2
	Other	OT	15	▼	-31.8%	-7
	Preliminary Protective Order	PP	9	▲	+50.0%	+3
	Abstract	AJ	6	▲	+200.0%	+4
	Admin License	AL	6	▼	-62.5%	-10
	Detinue	DT	6	▼	-50.0%	-6
	Protective Order	PO	4	▼	-42.9%	-3
	Show Cause	SC	4	↔		-
	Impoundment	IM	3	▲	+200.0%	+2
	Counter Claim	CC	2	▲	+100.0%	+1
	Interrogatory	IN	0	▼	-100.0%	-4
	Motion for Judgment	MJ	0	▼	-100.0%	-1
	Restricted Operators License	RL	0	▼	-100.0%	-1
	Third Party Claim	TH	0	▼	-100.0%	-1
<b>Total</b>			<b>361</b>	▼	<b>-6.0%</b>	<b>-23</b>
<b>Civil Commitments</b>	Temporary Detention Order	TD	21	▲	+200.0%	+14
	Emergency Custody Order	EC	7	↔		-
	<b>Total</b>		<b>28</b>	▲	<b>100.0%</b>	<b>+14</b>
<b>GRAND TOTAL</b>			<b>2,430</b>	▲	27.1%	+518

**Filings by Major Case Category\*\***



Category	Summary	Change	% Change	Absolute Change	
Felony	98	▼	-23.4%	-30	
Garnishment	139	▼	+16.8%	+20	
General Civil	143	▼	-17.3%	-30	
Infraction/Civil Violation	1,502	▲	+79.9%	+667	
Landlord /Tenant	30	▼	-6.3%	-2	
Misdemeanor	403	▼	-17.6%	-86	
Other	102	▲	-17.1%	-21	
Protective Orders	13	▲		0	
<b>GRAND TOTAL</b>		<b>2,430</b>	▲	27.1%	+518

\* Compared to same time period as previous year

\*\* Case Type Categories are defined in the 2017 Virginia Judicial Workload Assessment

\* Compared to same time period as previous year

\*\* Case Type Categories are defined in the 2017 Virginia Judicial Workload Assessment  
Source: SCV-SQL-Information

2024 Overall GRAND TOTAL		Distribution of Caseload			Change*		Percentage (%) of Caseload		
<b>11,250</b>	-837	<b>Criminal</b>	1,955	17%	-1.8% ▼	-36	<b>Criminal</b>	2023	2024
		<b>Traffic</b>	6,573	58%	-7.9% ▼	-560	<b>Traffic</b>	16.5%	17.4%
		<b>Civil</b>	2,472	22%	-9.5% ▼	-260	<b>Civil</b>	59.0%	58.4%
		<b>Civil Commitments</b>	250	2%	8.2% ▲	+19	<b>Civil Commitments</b>	22.6%	22.0%
		<b>GRAND TOTAL</b>	<b>11,250</b>	100%	-6.9% ▼	-837	<b>GRAND TOTAL</b>	100%	100%

**Filings by Division & Code**

Division	Case Type Description	Code	Summary	Change	% Change	Absolute Change
<b>Criminal</b>	Misdemeanor	M	1,081	▲	+6.2%	+63
	Felony	F	539	▼	-17.8%	-117
	Capias	CA	162	▲	+14.1%	+20
	Show Cause	SC	111	▼	-7.5%	-9
	Civil Violation	CV	62	▲	+14.8%	+8
	Restricted Operators License	RL	0	▼	-100.0%	-1
	<b>Total</b>			<b>1,955</b>	▼	<b>-1.8%</b>
<b>Traffic</b>	Infraction	I	4,773	▼	-12.9%	-708
	Misdemeanor	M	1,621	▲	+1.6%	+26
	Civil Violation	CV	114	▲	+11,300.0%	+113
	Capias	CA	27	▲	+68.8%	+11
	Felony	F	21	▲	+5.0%	+1
	Show Cause	SC	13	▼	-18.8%	-3
	Restricted Operators License	RL	4	▲	+33.3%	+1
	Other	O	0	▼	-100.0%	-1
<b>Total</b>			<b>6,573</b>	▼	<b>-7.9%</b>	<b>-560</b>
<b>Civil</b>	Warrant in Debt	WD	1,032	▼	-2.5%	-26
	Garnishment	GA	453	▼	-14.5%	-77
	Unlawful Detainer	UD	407	▼	-10.0%	-45
	Admin License	AL	110	▲	+37.5%	+30
	Impoundment	IM	90	▲	+73.1%	+38
	Other	OT	81	▲	+8.0%	+6
	Detinue	DT	58	▼	-21.6%	-16
	Preliminary Protective Order	PP	47	▼	-40.5%	-32
	Bond Forfeiture	BF	46	▲	+2.2%	+1
	Interrogatory	IN	46	▼	-40.3%	-31
	Protective Order	PO	34	▼	-52.1%	-37
	Show Cause	SC	28	▼	-54.1%	-33
	Abstract	AJ	24	▼	-62.5%	-40
	Motion for Judgment	MJ	9	▲	+50.0%	+3
	Capias	CA	2	▲	+100.0%	+1
	Petition-Restore Arms	PR	2	▲	+100.0%	+1
	Counter Claim	CC	1	▼	-66.7%	-2
	Overweight	OC	1	↔	-	-
Tenants Assertion	TA	1	▼	-50.0%	-1	
<b>Total</b>			<b>2,472</b>	▼	<b>-9.5%</b>	<b>-260</b>
<b>Civil Commitments</b>	Temporary Detention Order	TD	106	▲	+11.6%	+11
	Mental Commitment	MC	60	▲	+7.1%	+4
	Emergency Custody Order	EC	57	▲	+16.3%	+8
	Petition	PT	14	▼	-33.3%	-7
	Other	OT	11	▲	+10.0%	+1
	Medical Emergency Temporary Detention Order	MT	2	▲	-	+2
<b>Total</b>			<b>250</b>	▲	<b>8.2%</b>	<b>+19</b>
<b>GRAND TOTAL</b>			<b>11,250</b>	▼	-6.9%	-837

\* Compared to same time period as previous year

\*\* Case Type Categories are defined in the 2017 Virginia Judicial Workload Assessment

**Filings by Major Case Category\*\***



Category	Summary	Change	% Change	Absolute Change
Felony	560	▼	-17.2%	-116
Garnishment	499	▼	-17.8%	-108
General Civil	1,121	▲	-2.5%	-29
Infraction/Civil Violation	4,950	▲	-10.6%	-588
Involuntary Civil Commitments	25	▼	-19.4%	-6
Landlord /Tenant	408	▼	-10.1%	-46
Misdemeanor	2,706	▼	+3.4%	+89
Other	900	▲	+4.2%	+36
Protective Orders	81	▼	-46.0%	-69
<b>GRAND TOTAL</b>	<b>11,250</b>	▼	-6.9%	-837

\* Compared to same time period as previous year

\*\* Case Type Categories are defined in the 2017 Virginia Judicial Workload Assessment  
 Source: SCV-SQL-Information

**CPSS - GCMS CASELOAD STATISTICS OF THE GENERAL DISTRICT COURTS**

January 2024 thru April 2024 Filings (Compared to January 2023 thru April 2023)

2024 Overall GRAND TOTAL		Distribution of Caseload			Change*		Percentage (%) of Caseload		
<b>4,512</b>	+1,284	<b>Criminal</b>	506	11%	3.9% ▲	+19	<b>Criminal</b>	2023	2024
		<b>Traffic</b>	3,309	73%	56.0% ▲	+1,188	<b>Traffic</b>	15.1%	11.2%
		<b>Civil</b>	669	15%	11.5% ▲	+69	<b>Civil</b>	65.7%	73.3%
		<b>Civil Commitments</b>	28	1%	40.0% ▲	+8	<b>Civil Commitments</b>	18.6%	14.8%
		<b>GRAND TOTAL</b>	<b>4,512</b>	100%	39.8% ▲	+1,284	<b>GRAND TOTAL</b>	0.6%	0.6%
							<b>GRAND TOTAL</b>	100%	100%

**Filings by Division & Code**

Division	Case Type Description	Code	Summary	Change	% Change	Absolute Change
<b>Criminal</b>	Misdemeanor	M	277	▲	+9.1%	+23
	Felony	F	126	▲	+1.6%	+2
	Show Cause	SC	37	▲	+23.3%	+7
	Capias	CA	34	▼	-34.6%	-18
	Civil Violation	CV	27	▲	+3.8%	+1
	Motion	MO	5	▲	+400.0%	+4
	<b>Total</b>			<b>506</b>	<b>▲</b>	<b>3.9%</b>
<b>Traffic</b>	Infraction	I	2,574	▲	+72.1%	+1,078
	Misdemeanor	M	689	▲	+17.0%	+100
	Capias	CA	18	▼	-18.2%	-4
	Show Cause	SC	15	▲	+87.5%	+7
	Felony	F	11	▲	+83.3%	+5
	Civil Violation	CV	1	▲	-	+1
	Motion	MO	1	▲	-	+1
<b>Total</b>			<b>3,309</b>	<b>▲</b>	<b>56.0%</b>	<b>+1,188</b>
<b>Civil</b>	Warrant in Debt	WD	296	▲	+10.4%	+28
	Garnishment	GA	213	▲	+37.4%	+58
	Unlawful Detainer	UD	68	▲	+1.5%	+1
	Admin License	AL	20	▼	-9.1%	-2
	Other	OT	18	▲	-14.3%	-3
	Show Cause	SC	14	▲	+180.0%	+9
	Bond Forfeiture	BF	10	▼	-16.7%	-2
	Abstract	AJ	7	▼	-41.7%	-5
	Preliminary Protective Order	PP	6	▼	-45.5%	-5
	Impoundment	IM	5	▼	-16.7%	-1
	Protective Order	PO	5	▼	-28.6%	-2
	Interrogatory	IN	3	▼	-57.1%	-4
	Detinue	DT	2	▼	-33.3%	-1
	Capias	CA	1	↔	-	-
	Tenants Assertion	TA	1	▲	-	+1
	Counter Claim	CC	0	▼	-100.0%	-1
Motion for Judgment	MJ	0	▼	-100.0%	-2	
<b>Total</b>			<b>669</b>	<b>▲</b>	<b>11.5%</b>	<b>+69</b>
<b>Civil Commitments</b>	Temporary Detention Order	TD	16	▲	+23.1%	+3
	Emergency Custody Order	EC	12	▲	+71.4%	+5
<b>Total</b>			<b>28</b>	<b>▲</b>	<b>40.0%</b>	<b>+8</b>
<b>GRAND TOTAL</b>			<b>4,512</b>	<b>▲</b>	<b>39.8%</b>	<b>+1,284</b>

**Filings by Major Case Category\*\***

Category	Summary	Change	% Change	Absolute Change
Felony	137	▲	+5.4%	+7
Garnishment	216	▼	+33.3%	+54
General Civil	301	▼	+9.5%	+26
Infraction/Civil Violation	2,602	▲	+71.0%	+1,080
Landlord /Tenant	69	▲	+3.0%	+2
Misdemeanor	966	▲	+14.6%	+123
Other	210	▲	-0.5%	-1

\* Compared to same time period as previous year

\*\* Case Type Categories are defined in the 2017 Virginia Judicial Workload Assessment

**CPSS - GCMS CASELOAD STATISTICS OF THE GENERAL DISTRICT COURTS**

January 2024 thru April 2024 Filings (Compared to January 2023 thru April 2023)

**Shenandoah**



District: 26 FIPS: 171

Protective Orders	11	▼	-38.9%	-7
<b>GRAND TOTAL</b>	<b>4,512</b>	▲	39.8%	+1,284

\* Compared to same time period as previous year

\*\* Case Type Categories are defined in the 2017 Virginia Judicial Workload Assessment  
Source: SCV-SQL-Information



2024 Overall GRAND TOTAL		Distribution of Caseload			Change*		Percentage (%) of Caseload		
<b>3,370</b>	+68	<b>Criminal</b>	816	24%	10.7% ▲	+79	<b>Criminal</b>	2023	2024
		<b>Traffic</b>	1,691	50%	-7.3% ▼	-133	<b>Traffic</b>	55.2%	50.2%
		<b>Civil</b>	817	24%	15.7% ▲	+111	<b>Civil</b>	21.4%	24.2%
		<b>Civil Commitments</b>	46	1%	31.4% ▲	+11	<b>Civil Commitments</b>	1.1%	1.4%
		<b>GRAND TOTAL</b>	<b>3,370</b>	100%	2.1% ▲	+68	<b>GRAND TOTAL</b>	100%	100%

**Filings by Division & Code**

Division	Case Type Description	Code	Summary	Change	% Change	Absolute Change
<b>Criminal</b>	Misdemeanor	M	450	▲	+18.7%	+71
	Felony	F	224	▲	+19.1%	+36
	Capias	CA	52	▼	-28.8%	-21
	Show Cause	SC	51	▼	-28.2%	-20
	Civil Violation	CV	39	▲	+56.0%	+14
	Restricted Operators License	RL	0	▼	-100.0%	-1
	<b>Total</b>			<b>816</b>	<b>▲</b>	<b>10.7%</b>
<b>Traffic</b>	Infraction	I	1,267	▼	-8.3%	-114
	Misdemeanor	M	400	▲	+0.8%	+3
	Capias	CA	10	▼	-60.0%	-15
	Show Cause	SC	9	▼	-35.7%	-5
	Felony	F	5	↔		-
	Civil Violation	CV	0	▼	-100.0%	-2
	<b>Total</b>			<b>1,691</b>	<b>▼</b>	<b>-7.3%</b>
<b>Civil</b>	Warrant in Debt	WD	311	▲	+4.0%	+12
	Garnishment	GA	226	▲	+33.7%	+57
	Unlawful Detainer	UD	73	▼	-14.1%	-12
	Impoundment	IM	58	▲	+45.0%	+18
	Admin License	AL	42	▲	+40.0%	+12
	Interrogatory	IN	23	▲	+360.0%	+18
	Other	OT	20	▲	-4.8%	-1
	Detinue	DT	19	▲	+72.7%	+8
	Show Cause	SC	14	▲	+100.0%	+7
	Preliminary Protective Order	PP	10	▼	-9.1%	-1
	Abstract	AJ	8	▼	-27.3%	-3
	Protective Order	PO	7	▼	-12.5%	-1
	Bond Forfeiture	BF	3	↔		-
	Overweight	OC	2	▲	-	+2
	Tenants Assertion	TA	1	▲	-	+1
	Capias	CA	0	▼	-100.0%	-1
	Counter Claim	CC	0	▼	-100.0%	-2
	Motion for Judgment	MJ	0	▼	-100.0%	-1
	Petition-Restore Arms	PR	0	▼	-100.0%	-1
	Restricted Operators License	RL	0	▼	-100.0%	-1
<b>Total</b>			<b>817</b>	<b>▲</b>	<b>15.7%</b>	<b>+111</b>
<b>Civil Commitments</b>	Temporary Detention Order	TD	24	▼	-4.0%	-1
	Emergency Custody Order	EC	22	▲	+120.0%	+12
	<b>Total</b>		<b>46</b>	<b>▲</b>	<b>31.4%</b>	<b>+11</b>
<b>GRAND TOTAL</b>			<b>3,370</b>	<b>▲</b>	<b>2.1%</b>	<b>+68</b>

**Filings by Major Case Category\*\***

Category	Summary	Change	% Change	Absolute Change
Felony	229	▲	+18.7%	+36
Garnishment	249	▲	+43.1%	+75
General Civil	335	▼	+6.3%	+20
Infraction/Civil Violation	1,308	▲	-7.1%	-100
Landlord /Tenant	74	▲	-12.9%	-11
Misdemeanor	850	▼	+9.3%	+72

\* Compared to same time period as previous year

\*\* Case Type Categories are defined in the 2017 Virginia Judicial Workload Assessment

**CPSS - GCMS CASELOAD STATISTICS OF THE GENERAL DISTRICT COURTS**

January 2024 thru April 2024 Filings (Compared to January 2023 thru April 2023)



**Warren**

District: 26 FIPS: 187

Other	308	▼	-6.7%	-22
Protective Orders	17	▼	-10.5%	-2
<b>GRAND TOTAL</b>	<b>3,370</b>	▲	2.1%	+68

\* Compared to same time period as previous year

\*\* Case Type Categories are defined in the 2017 Virginia Judicial Workload Assessment  
Source: SCV-SQL-Information

2024 Overall GRAND TOTAL		Distribution of Caseload			Change*		Percentage (%) of Caseload		
<b>3,877</b>	+389	<b>Criminal</b>	899	23%	17.1% ▲	+131	<b>Criminal</b>	2023	2024
		<b>Traffic</b>	1,568	40%	11.4% ▲	+160	<b>Traffic</b>	40.4%	40.4%
		<b>Civil</b>	1,296	33%	8.1% ▲	+97	<b>Civil</b>	34.4%	33.4%
		<b>Civil Commitments</b>	114	3%	0.9% ▲	+1	<b>Civil Commitments</b>	3.2%	2.9%
		<b>GRAND TOTAL</b>	<b>3,877</b>	100%	11.2% ▲	+389	<b>GRAND TOTAL</b>	100%	100%

Filings by Division & Code

Division	Case Type Description	Code	Summary	Change	% Change	Absolute Change
<b>Criminal</b>	Misdemeanor	M	533	▲	+22.2%	+97
	Felony	F	208	▲	+18.2%	+32
	Capias	CA	86	▲	+13.2%	+10
	Show Cause	SC	59	▼	-18.1%	-13
	Civil Violation	CV	13	▲	+62.5%	+5
	<b>Total</b>			<b>899</b>	<b>▲</b>	<b>17.1%</b>
<b>Traffic</b>	Infraction	I	1,096	▲	+12.2%	+119
	Misdemeanor	M	361	▲	+14.6%	+46
	Other	O	82	▼	-6.8%	-6
	Capias	CA	12	▼	-7.7%	-1
	Show Cause	SC	12	▲	+33.3%	+3
	Felony	F	5	↔		-
	Civil Violation	CV	0	▼	-100.0%	-1
	<b>Total</b>			<b>1,568</b>	<b>▲</b>	<b>11.4%</b>
<b>Civil</b>	Warrant in Debt	WD	496	▲	+22.8%	+92
	Garnishment	GA	464	▼	-7.2%	-36
	Unlawful Detainer	UD	116	▼	-0.9%	-1
	Admin License	AL	60	▲	+100.0%	+30
	Detinue	DT	39	▼	-15.2%	-7
	Other	OT	25	▼		-
	Abstract	AJ	24	▲	+84.6%	+11
	Preliminary Protective Order	PP	18	▲	+80.0%	+8
	Protective Order	PO	18	▲	+20.0%	+3
	Bond Forfeiture	BF	10	▲	+25.0%	+2
	Impoundment	IM	10	▲	+900.0%	+9
	Interrogatory	IN	6	▼	-14.3%	-1
	Show Cause	SC	6	▼	-50.0%	-6
	Motion for Judgment	MJ	2	▲	-	+2
	Zoning Violation	ZO	2	▼	-66.7%	-4
	Petition-Restore Arms	PR	0	▼	-100.0%	-1
	Tenants Assertion	TA	0	▼	-100.0%	-4
<b>Total</b>			<b>1,296</b>	<b>▲</b>	<b>8.1%</b>	<b>+97</b>
<b>Civil Commitments</b>	Mental Commitment	MC	72	▼	-7.7%	-6
	Temporary Detention Order	TD	25	▲	+19.0%	+4
	Emergency Custody Order	EC	10	▼	-16.7%	-2
	Other	OT	6	▲	+200.0%	+4
	Medical Emergency Temporary Detention Order	MT	1	▲	-	+1
<b>Total</b>			<b>114</b>	<b>▲</b>	<b>0.9%</b>	<b>+1</b>
<b>GRAND TOTAL</b>			<b>3,877</b>	<b>▲</b>	<b>11.2%</b>	<b>+389</b>

Filings by Major Case Category\*\*

Category	Summary	Change	% Change	Absolute Change
Felony	213	▲	+17.7%	+32
Garnishment	470	▼	-7.3%	-37
General Civil	539	▲	+18.7%	+85
Infraction/Civil Violation	1,191	▼	+10.9%	+117
Involuntary Civil Commitments	6	▲	+200.0%	+4
Landlord /Tenant	116	▼	-4.1%	-5

\* Compared to same time period as previous year

\*\* Case Type Categories are defined in the 2017 Virginia Judicial Workload Assessment

Source: SCV-SQL-Information

**CPSS - GCMS CASELOAD STATISTICS OF THE GENERAL DISTRICT COURTS**

January 2024 thru April 2024 Filings (Compared to January 2023 thru April 2023)

**Winchester**



District: 26 FIPS: 840

Misdemeanor	896	▼	+18.4%	+139
Other	410	▲	+11.7%	+43
Protective Orders	36	▲	+44.0%	+11
<b>GRAND TOTAL</b>	<b>3,877</b>	▲	11.2%	+389

\* Compared to same time period as previous year

\*\* Case Type Categories are defined in the 2017 Virginia Judicial Workload Assessment  
Source: SCV-SQL-Information

**CPSS - GCMS CASELOAD STATISTICS OF THE GENERAL DISTRICT COURTS**  
 January 2024 thru April 2024 Filings (Compared to January 2023 thru April 2023)

2024 Overall GRAND TOTAL		Distribution of Caseload			Change*		Percentage (%) of Caseload		
<b>2,251</b>	-150	<b>Criminal</b>	138	6%	-21.6% ▼	-38	<b>Criminal</b>	2023 7.3%	2024 6.1%
		<b>Traffic</b>	2,001	89%	-6.5% ▼	-138	<b>Traffic</b>	89.1%	88.9%
		<b>Civil</b>	108	5%	30.1% ▲	+25	<b>Civil</b>	3.5%	4.8%
		<b>Civil Commitments</b>	4	0%	33.3% ▲	+1	<b>Civil Commitments</b>	0.1%	0.2%
		<b>GRAND TOTAL</b>	<b>2,251</b>	100%	-6.2% ▼	-150	<b>GRAND TOTAL</b>	100%	100%

**Filings by Division & Code**

Division	Case Type Description	Code	Summary	Change	% Change	Absolute Change
<b>Criminal</b>	Misdemeanor	M	74	▲	+4.2%	+3
	Felony	F	40	▼	-58.3%	-56
	Show Cause	SC	16	▲	+128.6%	+9
	Capias	CA	6	▲	+500.0%	+5
	Civil Violation	CV	2	▲	+100.0%	+1
	<b>Total</b>			<b>138</b>	▼	<b>-21.6%</b>
<b>Traffic</b>	Infraction	I	1,688	▲	+0.7%	+11
	Misdemeanor	M	312	▼	-30.7%	-138
	Civil Violation	CV	1	▼	-85.7%	-6
	Felony	F	0	▼	-100.0%	-1
	Show Cause	SC	0	▼	-100.0%	-4
	<b>Total</b>			<b>2,001</b>	▼	<b>-6.5%</b>
<b>Civil</b>	Warrant in Debt	WD	55	▲	+83.3%	+25
	Garnishment	GA	15	▼	-11.8%	-2
	Motor Carrier	MC	7	▲	-	+7
	Other	OT	6	▲	+50.0%	+2
	Unlawful Detainer	UD	6	▲	+200.0%	+4
	Bond Forfeiture	BF	5	▼	-16.7%	-1
	Overweight	OC	5	▲	+25.0%	+1
	Admin License	AL	4	▼	-73.3%	-11
	Preliminary Protective Order	PP	3	▲	+200.0%	+2
	Detinue	DT	1	↔	-	-
	Protective Order	PO	1	▲	-	+1
	Abstract	AJ	0	▼	-100.0%	-1
	Impoundment	IM	0	▼	-100.0%	-1
	Tenants Assertion	TA	0	▼	-100.0%	-1
	<b>Total</b>			<b>108</b>	▲	<b>30.1%</b>
<b>Civil Commitments</b>	Temporary Detention Order	TD	3	▲	+50.0%	+1
	Petition	PT	1	▲	-	+1
	Emergency Custody Order	EC	0	▼	-100.0%	-1
	<b>Total</b>			<b>4</b>	▲	<b>33.3%</b>
<b>GRAND TOTAL</b>			<b>2,251</b>	▼	-6.2%	-150

**Filings by Major Case Category\*\***



Category	Summary	Change	% Change	Absolute Change	
Felony	40	▼	-58.8%	-57	
Garnishment	15	▼	-11.8%	-2	
General Civil	56	▲	+80.6%	+25	
Infraction/Civil Violation	1,703	▲	+0.8%	+14	
Involuntary Civil Commitments	1	▲	-	+1	
Landlord /Tenant	6	▲	+100.0%	+3	
Misdemeanor	386	▼	-25.9%	-135	
Other	40	▲	-4.8%	-2	
Protective Orders	4	▲	+300.0%	+3	
<b>GRAND TOTAL</b>		<b>2,251</b>	▼	-6.2%	-150

\* Compared to same time period as previous year

\*\* Case Type Categories are defined in the 2017 Virginia Judicial Workload Assessment  
 Source: SCV-SQL-Information

\* Compared to same time period as previous year

\*\* Case Type Categories are defined in the 2017 Virginia Judicial Workload Assessment  
Source: SCV-SQL-Information

2024 Overall GRAND TOTAL		Distribution of Caseload			Change*		Percentage (%) of Caseload			
<b>6,214</b>	-333	<b>Criminal</b>	255	4%	-25.7%	▼	-88	<b>Criminal</b>	2023: 5.2%	2024: 4.1%
2024 		<b>Traffic</b>	5,567	90%	-4.4%	▼	-258	<b>Traffic</b>	89.0%	89.6%
2023 		<b>Civil</b>	368	6%	4.0%	▲	+14	<b>Civil</b>	5.4%	5.9%
		<b>Civil Commitments</b>	24	0%	-4.0%	▼	-1	<b>Civil Commitments</b>	0.4%	0.4%
		<b>GRAND TOTAL</b>	<b>6,214</b>	100%	-5.1%	▼	-333	<b>GRAND TOTAL</b>	100%	100%

Filings by Division & Code



Division	Case Type Description	Code	Summary	Change	% Change	Absolute Change
<b>Criminal</b>	Misdemeanor	M	140	▼	-28.9%	-57
	Felony	F	84	▼	-26.3%	-30
	Capias	CA	18	▲	+12.5%	+2
	Show Cause	SC	9	▲	+28.6%	+2
	Civil Violation	CV	4	▼	-55.6%	-5
	<b>Total</b>			<b>255</b>	▼	<b>-25.7%</b>
<b>Traffic</b>	Infraction	I	4,845	▼	-4.5%	-230
	Misdemeanor	M	706	▼	-3.3%	-24
	Show Cause	SC	8	▲	+33.3%	+2
	Capias	CA	4	▲	+33.3%	+1
	Felony	F	4	▼	-63.6%	-7
	<b>Total</b>			<b>5,567</b>	▼	<b>-4.4%</b>
<b>Civil</b>	Warrant in Debt	WD	150	▲	+37.6%	+41
	Garnishment	GA	111	▲	+19.4%	+18
	Unlawful Detainer	UD	35	▼	-16.7%	-7
	Impoundment	IM	19	▼	-42.4%	-14
	Other	OT	15	▼	-16.7%	-3
	Preliminary Protective Order	PP	10	↔		-
	Admin License	AL	9	↔		-
	Bond Forfeiture	BF	7	▼	-56.3%	-9
	Protective Order	PO	6	↔		-
	Detinue	DT	3	↔		-
	Show Cause	SC	2	▼	-33.3%	-1
	Abstract	AJ	1	▼	-75.0%	-3
	Overweight	OC	0	▼	-100.0%	-5
	Petition-Restore Arms	PR	0	▼	-100.0%	-2
	Tenants Assertion	TA	0	▼	-100.0%	-1
<b>Total</b>			<b>368</b>	▲	<b>4.0%</b>	<b>+14</b>
<b>Civil Commitments</b>	Temporary Detention Order	TD	13	▼	-13.3%	-2
	Emergency Custody Order	EC	11	▲	+10.0%	+1
	<b>Total</b>			<b>24</b>	▼	<b>-4.0%</b>
<b>GRAND TOTAL</b>			<b>6,214</b>	▼	<b>-5.1%</b>	<b>-333</b>

Filings by Major Case Category\*\*

Category	Summary	Change	% Change	Absolute Change	
Felony	88	▼	-29.6%	-37	
Garnishment	111	▲	+19.4%	+18	
General Civil	153	▼	+33.0%	+38	
Infraction/Civil Violation	4,849	▼	-4.7%	-240	
Landlord /Tenant	35	▼	-18.6%	-8	
Misdemeanor	846	▼	-8.7%	-81	
Other	116	▼	-16.5%	-23	
Protective Orders	16	↔		0	
<b>GRAND TOTAL</b>		<b>6,214</b>	▼	<b>-5.1%</b>	<b>-333</b>

\* Compared to same time period as previous year

\*\* Case Type Categories are defined in the 2017 Virginia Judicial Workload Assessment  
 Source: SCV-SQL-Information

2024 Overall GRAND TOTAL		Distribution of Caseload			Change*		Percentage (%) of Caseload		
<b>812</b>	+18	<b>Criminal</b>	131	16%	44.0% ▲	+40	<b>Criminal</b>	2023	2024
		<b>Traffic</b>	535	66%	-4.6% ▼	-26	<b>Traffic</b>	11.5%	16.1%
		<b>Civil</b>	133	16%	12.7% ▲	+15	<b>Civil</b>	70.7%	65.9%
		<b>Civil Commitments</b>	13	2%	-45.8% ▼	-11	<b>Civil Commitments</b>	14.9%	16.4%
		<b>GRAND TOTAL</b>	<b>812</b>	100%	2.3% ▲	+18	<b>GRAND TOTAL</b>	100%	100%

Filings by Division & Code

Division	Case Type Description	Code	Summary	Change	% Change	Absolute Change
<b>Criminal</b>	Misdemeanor	M	95	▲	+143.6%	+56
	Felony	F	20	▼	-9.1%	-2
	Civil Violation	CV	7	▼	-69.6%	-16
	Capias	CA	6	▲	+100.0%	+3
	Show Cause	SC	3	▼	-25.0%	-1
	<b>Total</b>			<b>131</b>	<b>▲</b>	<b>44.0%</b>
<b>Traffic</b>	Infraction	I	473	▲	+1.3%	+6
	Misdemeanor	M	59	▼	-22.4%	-17
	Capias	CA	2	▼	-33.3%	-1
	Show Cause	SC	1	▼	-83.3%	-5
	Felony	F	0	▼	-100.0%	-9
	<b>Total</b>			<b>535</b>	<b>▼</b>	<b>-4.6%</b>
<b>Civil</b>	Warrant in Debt	WD	54	▼	-1.8%	-1
	Garnishment	GA	24	▼	-4.0%	-1
	Admin License	AL	12	▲	+50.0%	+4
	Unlawful Detainer	UD	10	▼	-16.7%	-2
	Preliminary Protective Order	PP	8	▲	+300.0%	+6
	Impoundment	IM	5	▲	+150.0%	+3
	Other	OT	5	↔		-
	Interrogatory	IN	4	▲	+300.0%	+3
	Protective Order	PO	4	▲	+300.0%	+3
	Show Cause	SC	4	▲	+33.3%	+1
	Detinue	DT	3	▲	+50.0%	+1
	Abstract	AJ	0	▼	-100.0%	-2
	<b>Total</b>			<b>133</b>	<b>▲</b>	<b>12.7%</b>
<b>Civil Commitments</b>	Temporary Detention Order	TD	7	▼	-46.2%	-6
	Emergency Custody Order	EC	6	▼	-45.5%	-5
	<b>Total</b>		<b>13</b>	<b>▼</b>	<b>-45.8%</b>	<b>-11</b>
<b>GRAND TOTAL</b>			<b>812</b>	<b>▲</b>	2.3%	+18


Filings by Major Case Category\*\*

Category	Summary	Change	% Change	Absolute Change
Felony	20	▼	-35.5%	-11
Garnishment	28	▲	+7.7%	+2
General Civil	58	▲		0
Infraction/Civil Violation	480	▼	-2.0%	-10
Landlord /Tenant	10	▼	-16.7%	-2
Misdemeanor	154	▲	+33.9%	+39
Other	50	▲	-15.3%	-9
Protective Orders	12	▲	+300.0%	+9
<b>GRAND TOTAL</b>	<b>812</b>	<b>▲</b>	2.3%	+18

\* Compared to same time period as previous year

\*\* Case Type Categories are defined in the 2017 Virginia Judicial Workload Assessment  
 Source: SCV-SQL-Information



2024 Overall GRAND TOTAL		Distribution of Caseload			Change*		Percentage (%) of Caseload		
<b>1,129</b>	-230	<b>Criminal</b>	373	33%	16.9% ▲	+54	<b>Criminal</b>	2023	2024
		<b>Traffic</b>	421	37%	-38.1% ▼	-259	<b>Traffic</b>	50.0%	37.3%
		<b>Civil</b>	284	25%	32.1% ▲	+69	<b>Civil</b>	15.8%	25.2%
		<b>Civil Commitments</b>	51	5%	-64.8% ▼	-94	<b>Civil Commitments</b>	10.7%	4.5%
		<b>GRAND TOTAL</b>	<b>1,129</b>	100%	-16.9% ▼	-230	<b>GRAND TOTAL</b>	100%	100%

**Filings by Division & Code**



Division	Case Type Description	Code	Summary	Change	% Change	Absolute Change
<b>Criminal</b>	Misdemeanor	M	216	▲	+21.3%	+38
	Felony	F	89	▲	+7.2%	+6
	Show Cause	SC	35	▲	+75.0%	+15
	Capias	CA	27	▼	-18.2%	-6
	Civil Violation	CV	6	▲	+20.0%	+1
	<b>Total</b>			<b>373</b>	▲	<b>16.9%</b>
<b>Traffic</b>	Infraction	I	344	▼	-35.3%	-188
	Misdemeanor	M	76	▼	-44.9%	-62
	Show Cause	SC	1	▼	-66.7%	-2
	Capias	CA	0	▼	-100.0%	-2
	Felony	F	0	▼	-100.0%	-5
	<b>Total</b>			<b>421</b>	▼	<b>-38.1%</b>
<b>Civil</b>	Warrant in Debt	WD	85	▲	+3.7%	+3
	Garnishment	GA	81	▲	+52.8%	+28
	Detinue	DT	33	▲	+65.0%	+13
	Impoundment	IM	31	▲	+416.7%	+25
	Other	OT	22	▲	+22.2%	+4
	Unlawful Detainer	UD	12	▲	+20.0%	+2
	Admin License	AL	8	▲	+33.3%	+2
	Preliminary Protective Order	PP	5	▼	-16.7%	-1
	Protective Order	PO	3	▼	-50.0%	-3
	Abstract	AJ	2	▲	-	+2
	Bond Forfeiture	BF	1	▼	-83.3%	-5
	Show Cause	SC	1	▲	-	+1
	Petition-Restore Arms	PR	0	▼	-100.0%	-1
	Tenants Assertion	TA	0	▼	-100.0%	-1
	<b>Total</b>			<b>284</b>	▲	<b>32.1%</b>
<b>Civil Commitments</b>	Mental Commitment	MC	33	▼	-70.5%	-79
	Emergency Custody Order	EC	9	▼	-35.7%	-5
	Temporary Detention Order	TD	5	▼	-70.6%	-12
	Medical Emergency Temporary Detention Order	MT	4	▲	+100.0%	+2
	<b>Total</b>			<b>51</b>	▼	<b>-64.8%</b>
<b>GRAND TOTAL</b>			<b>1,129</b>	▼	-16.9%	-230

**Filings by Major Case Category\*\***

Category	Summary	Change	% Change	Absolute Change
Felony	89	▼	+1.1%	+1
Garnishment	81	▲	+52.8%	+28
General Civil	127	▲	+16.5%	+18
Infraction/Civil Violation	350	▼	-34.8%	-187
Landlord /Tenant	12	▼	+9.1%	+1
Misdemeanor	292	▼	-7.6%	-24
Other	170	▲	-27.0%	-63
Protective Orders	8	▼	-33.3%	-4
<b>GRAND TOTAL</b>	<b>1,129</b>	▼	-16.9%	-230

\* Compared to same time period as previous year

\*\* Case Type Categories are defined in the 2017 Virginia Judicial Workload Assessment

2024 Overall GRAND TOTAL		Distribution of Caseload			Change*		Percentage (%) of Caseload		
<b>2,100</b>	-166	<b>Criminal</b>	213	10%	34.0% ▲	+54	<b>Criminal</b>	2023 7.0%	2024 10.1%
		<b>Traffic</b>	1,671	80%	-9.7% ▼	-180	<b>Traffic</b>	81.7%	79.6%
		<b>Civil</b>	201	10%	-18.6% ▼	-46	<b>Civil</b>	10.9%	9.6%
		<b>Civil Commitments</b>	15	1%	66.7% ▲	+6	<b>Civil Commitments</b>	0.4%	0.7%
		<b>GRAND TOTAL</b>	<b>2,100</b>	100%	-7.3% ▼	-166	<b>GRAND TOTAL</b>	100%	100%

Filings by Division & Code

Division	Case Type Description	Code	Summary	Change	% Change	Absolute Change
<b>Criminal</b>	Misdemeanor	M	119	▲	+33.7%	+30
	Felony	F	68	▲	+88.9%	+32
	Show Cause	SC	11	▼	-38.9%	-7
	Capias	CA	8	▼	-33.3%	-4
	Civil Violation	CV	7	▲	+75.0%	+3
	<b>Total</b>			<b>213</b>	<b>▲</b>	<b>34.0%</b>
<b>Traffic</b>	Infraction	I	1,509	▼	-9.7%	-162
	Misdemeanor	M	157	▼	-10.8%	-19
	Felony	F	2	▲	+100.0%	+1
	Show Cause	SC	2	↔		-
	Restricted Operators License	RL	1	▲	-	+1
	Capias	CA	0	▼	-100.0%	-1
	<b>Total</b>			<b>1,671</b>	<b>▼</b>	<b>-9.7%</b>
<b>Civil</b>	Garnishment	GA	71	▲	+12.7%	+8
	Warrant in Debt	WD	51	▼	-50.5%	-52
	Unlawful Detainer	UD	44	▼	-4.3%	-2
	Other	OT	9	▲	+80.0%	+4
	Preliminary Protective Order	PP	8	▼	-38.5%	-5
	Protective Order	PO	5	▼	-16.7%	-1
	Abstract	AJ	4	▲	+300.0%	+3
	Bond Forfeiture	BF	4	▲	+33.3%	+1
	Admin License	AL	3	▼	-50.0%	-3
	Detinue	DT	1	▲	-	+1
	Impoundment	IM	1	▲	-	+1
	Interrogatory	IN	0	▼	-100.0%	-1
	<b>Total</b>			<b>201</b>	<b>▼</b>	<b>-18.6%</b>
<b>Civil Commitments</b>	Temporary Detention Order	TD	12	▲	+140.0%	+7
	Emergency Custody Order	EC	3	▼	-25.0%	-1
	<b>Total</b>		<b>15</b>	<b>▲</b>	<b>66.7%</b>	<b>+6</b>
<b>GRAND TOTAL</b>			<b>2,100</b>	<b>▼</b>	<b>-7.3%</b>	<b>-166</b>



Filings by Major Case Category\*\*

Category	Summary	Change	% Change	Absolute Change
Felony	70	▲	+89.2%	+33
Garnishment	71	▼	+10.9%	+7
General Civil	53	▲	-48.5%	-50
Infraction/Civil Violation	1,516	▲	-9.5%	-159
Landlord /Tenant	44	▼	-4.3%	-2
Misdemeanor	277	▲	+4.5%	+12
Other	56	▲	-1.8%	-1
Protective Orders	13	▼	-31.6%	-6
<b>GRAND TOTAL</b>	<b>2,100</b>	<b>▼</b>	<b>-7.3%</b>	<b>-166</b>

\* Compared to same time period as previous year

\*\* Case Type Categories are defined in the 2017 Virginia Judicial Workload Assessment

Source: SCV-SQL-Information

2024 Overall GRAND TOTAL		Distribution of Caseload				Change*		Percentage (%) of Caseload		
<b>565</b>	-51	<b>Criminal</b>	154	27%	-25.2% ▼	-52	<b>Criminal</b>	2023	2024	
		<b>Traffic</b>	225	40%	-10.4% ▼	-26	<b>Traffic</b>	33.4%	27.3%	
		<b>Civil</b>	176	31%	25.7% ▲	+36	<b>Civil</b>	40.7%	39.8%	
		<b>Civil Commitments</b>	10	2%	-47.4% ▼	-9	<b>Civil Commitments</b>	22.7%	31.2%	
		<b>GRAND TOTAL</b>	<b>565</b>	100%	-8.3% ▼	-51	<b>GRAND TOTAL</b>	100%	100%	

Filings by Division & Code

Division	Case Type Description	Code	Summary	Change	% Change	Absolute Change
<b>Criminal</b>	Misdemeanor	M	72	▼	-32.1%	-34
	Felony	F	66	▼	-13.2%	-10
	Capias	CA	8	▼	-46.7%	-7
	Show Cause	SC	7	▼	-22.2%	-2
	Civil Violation	CV	1	▲	-	+1
	<b>Total</b>			<b>154</b>	▼	<b>-25.2%</b>
<b>Traffic</b>	Infraction	I	156	▼	-12.4%	-22
	Misdemeanor	M	66	▼	-1.5%	-1
	Felony	F	3	▲	+50.0%	+1
	Capias	CA	0	▼	-100.0%	-2
	Show Cause	SC	0	▼	-100.0%	-2
	<b>Total</b>			<b>225</b>	▼	<b>-10.4%</b>
<b>Civil</b>	Warrant in Debt	WD	88	▲	+44.3%	+27
	Garnishment	GA	33	▼	-10.8%	-4
	Unlawful Detainer	UD	15	▲	+36.4%	+4
	Other	OT	11	▲	+1,000.0%	+10
	Impoundment	IM	10	▲	+42.9%	+3
	Preliminary Protective Order	PP	8	▲	+100.0%	+4
	Bond Forfeiture	BF	3	▼	-25.0%	-1
	Detinue	DT	3	↔	-	-
	Protective Order	PO	3	▲	+50.0%	+1
	Admin License	AL	2	▼	-50.0%	-2
	Abstract	AJ	0	▼	-100.0%	-4
	Petition-Restore Arms	PR	0	▼	-100.0%	-1
	Show Cause	SC	0	▼	-100.0%	-1
	<b>Total</b>			<b>176</b>	▲	<b>25.7%</b>
<b>Civil Commitments</b>	Temporary Detention Order	TD	5	▼	-54.5%	-6
	Emergency Custody Order	EC	4	▼	-42.9%	-3
	Mental Commitment	MC	1	↔	-	-
	<b>Total</b>			<b>10</b>	▼	<b>-47.4%</b>
<b>GRAND TOTAL</b>			<b>565</b>	▼	-8.3%	-51

Filings by Major Case Category\*\*

Category	Summary	Change	% Change	Absolute Change
Felony	69	▲	-11.5%	-9
Garnishment	33	▼	-10.8%	-4
General Civil	93	▲	+43.1%	+28
Infraction/Civil Violation	157	▲	-11.8%	-21
Landlord /Tenant	15	▲	+36.4%	+4
Misdemeanor	138	▼	-20.2%	-35
Other	49	▲	-27.9%	-19
Protective Orders	11	▲	+83.3%	+5
<b>GRAND TOTAL</b>	<b>565</b>	▼	-8.3%	-51

\* Compared to same time period as previous year

\*\* Case Type Categories are defined in the 2017 Virginia Judicial Workload Assessment

Source: SCV-SQL-Information

**CPSS - GCMS CASELOAD STATISTICS OF THE GENERAL DISTRICT COURTS**

January 2024 thru April 2024 Filings (Compared to January 2023 thru April 2023)

2024 Overall GRAND TOTAL		Distribution of Caseload			Change*	Percentage (%) of Caseload		
<b>7,958</b> +889 	<b>Criminal</b>	1,503	19%	17.4% ▲	+223	<b>Criminal</b>	2023: 18.1%	2024: 18.9%
	<b>Traffic</b>	4,518	57%	10.5% ▲	+429	<b>Traffic</b>	57.8%	56.8%
	<b>Civil</b>	1,631	20%	14.1% ▲	+202	<b>Civil</b>	20.2%	20.5%
	<b>Civil Commitments</b>	306	4%	12.9% ▲	+35	<b>Civil Commitments</b>	3.8%	3.8%
	<b>GRAND TOTAL</b>	<b>7,958</b>	100%	12.6% ▲	+889	<b>GRAND TOTAL</b>	100%	100%

**Filings by Division & Code**

Division	Case Type Description	Code	Summary	Change	% Change	Absolute Change
<b>Criminal</b>	Misdemeanor	M	919	▲	+16.6%	+131
	Felony	F	389	▲	+25.9%	+80
	Capias	CA	90	▲	+20.0%	+15
	Show Cause	SC	67	▼	-4.3%	-3
	Civil Violation	CV	38	↔		-
	<b>Total</b>			<b>1,503</b>	<b>▲</b>	<b>17.4%</b>
<b>Traffic</b>	Infraction	I	3,788	▲	+11.2%	+382
	Misdemeanor	M	691	▲	+8.1%	+52
	Felony	F	15	▲	+15.4%	+2
	Capias	CA	7	↔		-
	Other	O	7	▲	+16.7%	+1
	Show Cause	SC	4	▼	-42.9%	-3
	Civil Violation	CV	3	↔		-
	Restricted Operators License	RL	3	▼	-62.5%	-5
	<b>Total</b>			<b>4,518</b>	<b>▲</b>	<b>10.5%</b>
<b>Civil</b>	Warrant in Debt	WD	495	▲	+12.8%	+56
	Garnishment	GA	476	▲	+16.1%	+66
	Unlawful Detainer	UD	301	▲	+7.9%	+22
	Admin License	AL	115	▲	+51.3%	+39
	Other	OT	69	▲	+16.9%	+10
	Preliminary Protective Order	PP	38	▲	+26.7%	+8
	Protective Order	PO	26	▲	+8.3%	+2
	Bond Forfeiture	BF	25	▼	-10.7%	-3
	Impoundment	IM	22	▲	+100.0%	+11
	Interrogatory	IN	17	▲	+13.3%	+2
	Abstract	AJ	16	▼	-15.8%	-3
	Detinue	DT	13	▼	-31.6%	-6
	Show Cause	SC	9	▼	-25.0%	-3
	Tenants Assertion	TA	4	▲	-	+4
	Capias	CA	2	▲	+100.0%	+1
	Counter Claim	CC	2	▲	+100.0%	+1
	Motion for Judgment	MJ	1	▼	-50.0%	-1
	Petition-Restore Arms	PR	0	▼	-100.0%	-3
Third Party Claim	TH	0	▼	-100.0%	-1	
<b>Total</b>			<b>1,631</b>	<b>▲</b>	<b>14.1%</b>	<b>+202</b>
<b>Civil Commitments</b>	Mental Commitment	MC	146	▲	+29.2%	+33
	Temporary Detention Order	TD	89	▲	+3.5%	+3
	Emergency Custody Order	EC	39	▲	+11.4%	+4
	Other	OT	24	▼	-29.4%	-10
	Medical Emergency Temporary Detention Order	MT	8	▲	+166.7%	+5
<b>Total</b>			<b>306</b>	<b>▲</b>	<b>12.9%</b>	<b>+35</b>
<b>GRAND TOTAL</b>			<b>7,958</b>	<b>▲</b>	<b>12.6%</b>	<b>+889</b>

**Filings by Major Case Category\*\***

Category	Summary	Change	% Change	Absolute Change
Felony	404	▲	+25.5%	+82
Garnishment	493	▲	+16.0%	+68
General Civil	518	▼	+10.4%	+49

\* Compared to same time period as previous year


\*\* Case Type Categories are defined in the 2017 Virginia Judicial Workload Assessment

**CPSS - GCMS CASELOAD STATISTICS OF THE GENERAL DISTRICT COURTS**  
 January 2024 thru April 2024 Filings (Compared to January 2023 thru April 2023)

Infraction/Civil Violation	3,836	▲	+11.1%	+383
Involuntary Civil Commitments	24	▼	-29.4%	-10
Landlord /Tenant	305	▲	+9.3%	+26
Misdemeanor	1,613	▼	+12.4%	+178
Other	701	▲	+17.2%	+103
Protective Orders	64	▲	+18.5%	+10
<b>GRAND TOTAL</b>	<b>7,958</b>	▲	12.6%	+889

\* Compared to same time period as previous year

\*\* Case Type Categories are defined in the 2017 Virginia Judicial Workload Assessment  
 Source: SCV-SQL-Information

2024 Overall GRAND TOTAL		Distribution of Caseload			Change*		Percentage (%) of Caseload		
<b>6,198</b> +1,399 	<b>Criminal</b>	819	13%	1.4% ▲	+11	<b>Criminal</b>	2023: 16.8%	2024: 13.2%	
	<b>Traffic</b>	4,471	72%	44.0% ▲	+1,367	<b>Traffic</b>	64.7%	72.1%	
	<b>Civil</b>	773	12%	-0.9% ▼	-7	<b>Civil</b>	16.3%	12.5%	
	<b>Civil Commitments</b>	135	2%	26.2% ▲	+28	<b>Civil Commitments</b>	2.2%	2.2%	
	<b>GRAND TOTAL</b>	<b>6,198</b>	100%	29.2% ▲	+1,399	<b>GRAND TOTAL</b>	100%	100%	

**Filings by Division & Code**

Division	Case Type Description	Code	Summary	Change	% Change	Absolute Change
<b>Criminal</b>	Misdemeanor	M	498	▼	-0.4%	-2
	Felony	F	184	▲	+21.9%	+33
	Show Cause	SC	70	▼	-4.1%	-3
	Capias	CA	60	▼	-16.7%	-12
	Civil Violation	CV	7	▼	-36.4%	-4
	Motion	MO	0	▼	-100.0%	-1
	<b>Total</b>			<b>819</b>	<b>▲</b>	<b>1.4%</b>
<b>Traffic</b>	Infraction	I	3,859	▲	+47.0%	+1,233
	Misdemeanor	M	598	▲	+28.6%	+133
	Felony	F	8	▲	+33.3%	+2
	Show Cause	SC	4	▲	+100.0%	+2
	Civil Violation	CV	1	▲	-	+1
	Other	O	1	▲	-	+1
	Capias	CA	0	▼	-100.0%	-2
	Restricted Operators License	RL	0	▼	-100.0%	-3
<b>Total</b>			<b>4,471</b>	<b>▲</b>	<b>44.0%</b>	<b>+1,367</b>
<b>Civil</b>	Warrant in Debt	WD	308	▲	+3.7%	+11
	Unlawful Detainer	UD	152	▲	+2.0%	+3
	Garnishment	GA	130	▲	+4.8%	+6
	Other	OT	60	▲	-1.6%	-1
	Detinue	DT	36	▲	+71.4%	+15
	Preliminary Protective Order	PP	31	▲	+14.8%	+4
	Protective Order	PO	24	▼	-7.7%	-2
	Bond Forfeiture	BF	13	▼	-56.7%	-17
	Admin License	AL	10	▼	-16.7%	-2
	Interrogatory	IN	2	▼	-75.0%	-6
	Motion for Judgment	MJ	2	▲	-	+2
	Show Cause	SC	2	▼	-88.9%	-16
	Abstract	AJ	1	▼	-50.0%	-1
	Impoundment	IM	1	▼	-50.0%	-1
	Petition-Restore Arms	PR	1	▼	-50.0%	-1
Tenants Assertion	TA	0	▼	-100.0%	-1	
<b>Total</b>			<b>773</b>	<b>▼</b>	<b>-0.9%</b>	<b>-7</b>
<b>Civil Commitments</b>	Temporary Detention Order	TD	58	▲	+45.0%	+18
	Emergency Custody Order	EC	46	▲	+58.6%	+17
	Mental Commitment	MC	27	▼	-22.9%	-8
	Medical Emergency Temporary Detention Order	MT	2	▲	-	+2
	Other	OT	2	▼	-33.3%	-1
<b>Total</b>			<b>135</b>	<b>▲</b>	<b>26.2%</b>	<b>+28</b>
<b>GRAND TOTAL</b>			<b>6,198</b>	<b>▲</b>	<b>29.2%</b>	<b>+1,399</b>

**Filings by Major Case Category\*\***

Category	Summary	Change	% Change	Absolute Change
Felony	192	▲	+22.3%	+35
Garnishment	132	▼		0
General Civil	350	▲	+9.0%	+29
Infraction/Civil Violation	3,868	▲	+46.7%	+1,231
Involuntary Civil Commitments	2	▼	-33.3%	-1

\* Compared to same time period as previous year

\*\* Case Type Categories are defined in the 2017 Virginia Judicial Workload Assessment

**CPSS - GCMS CASELOAD STATISTICS OF THE GENERAL DISTRICT COURTS**

January 2024 thru April 2024 Filings (Compared to January 2023 thru April 2023)

Landlord /Tenant	152	▼	+1.3%	+2
Misdemeanor	1,096	▼	+13.2%	+128
Other	351	▲	-7.1%	-27
Protective Orders	55	▲	+3.8%	+2
<b>GRAND TOTAL</b>	<b>6,198</b>	▲	29.2%	+1,399

\* Compared to same time period as previous year

\*\* Case Type Categories are defined in the 2017 Virginia Judicial Workload Assessment  
Source: SCV-SQL-Information

**CPSS - GCMS CASELOAD STATISTICS OF THE GENERAL DISTRICT COURTS**

January 2024 thru April 2024 Filings (Compared to January 2023 thru April 2023)

2024 Overall GRAND TOTAL		Distribution of Caseload			Change*		Percentage (%) of Caseload		
<b>1,379</b> +335 	<b>Criminal</b>	261	19%	1.2% ▲	+3	<b>Criminal</b>	2023	2024	
	<b>Traffic</b>	716	52%	78.6% ▲	+315	<b>Traffic</b>	24.7%	18.9%	
	<b>Civil</b>	324	23%	-10.5% ▼	-38	<b>Civil</b>	38.4%	51.9%	
	<b>Civil Commitments</b>	78	6%	239.1% ▲	+55	<b>Civil Commitments</b>	34.7%	23.5%	
	<b>GRAND TOTAL</b>	<b>1,379</b>	100%	32.1% ▲	+335	<b>GRAND TOTAL</b>	2.2%	5.7%	
						<b>GRAND TOTAL</b>	100%	100%	

**Filings by Division & Code**

Division	Case Type Description	Code	Summary	Change	% Change	Absolute Change
<b>Criminal</b>	Misdemeanor	M	208	▲	+10.6%	+20
	Felony	F	20	▼	-39.4%	-13
	Show Cause	SC	16	▼	-40.7%	-11
	Civil Violation	CV	10	▲	+42.9%	+3
	Capias	CA	7	▲	+250.0%	+5
	Restricted Operators License	RL	0	▼	-100.0%	-1
	<b>Total</b>			<b>261</b>	<b>▲</b>	<b>1.2%</b>
<b>Traffic</b>	Infraction	I	580	▲	+79.0%	+256
	Misdemeanor	M	127	▲	+86.8%	+59
	Other	O	5	▲	-	+5
	Capias	CA	2	▲	-	+2
	Show Cause	SC	2	▲	+100.0%	+1
	Civil Violation	CV	0	▼	-100.0%	-2
	Restricted Operators License	RL	0	▼	-100.0%	-6
<b>Total</b>			<b>716</b>	<b>▲</b>	<b>78.6%</b>	<b>+315</b>
<b>Civil</b>	Unlawful Detainer	UD	112	▼	-20.6%	-29
	Warrant in Debt	WD	88	▲	+18.9%	+14
	Garnishment	GA	53	▼	-18.5%	-12
	Preliminary Protective Order	PP	20	▲	+11.1%	+2
	Admin License	AL	19	▼	-5.0%	-1
	Other	OT	14	▼	-36.4%	-8
	Protective Order	PO	14	▼	-17.6%	-3
	Capias	CA	3	▲	-	+3
	Detinue	DT	1	▲	-	+1
	Abstract	AJ	0	▼	-100.0%	-1
	Bond Forfeiture	BF	0	▼	-100.0%	-1
	Interrogatory	IN	0	▼	-100.0%	-1
	Show Cause	SC	0	▼	-100.0%	-2
<b>Total</b>			<b>324</b>	<b>▼</b>	<b>-10.5%</b>	<b>-38</b>
<b>Civil Commitments</b>	Temporary Detention Order	TD	40	▲	+150.0%	+24
	Mental Commitment	MC	24	▲	-	+24
	Emergency Custody Order	EC	14	▲	+100.0%	+7
<b>Total</b>			<b>78</b>	<b>▲</b>	<b>239.1%</b>	<b>+55</b>
<b>GRAND TOTAL</b>			<b>1,379</b>	<b>▲</b>	<b>32.1%</b>	<b>+335</b>

**Filings by Major Case Category\*\***

Category	Summary	Change	% Change	Absolute Change
Felony	20	▼	-39.4%	-13
Garnishment	53	▼	-19.7%	-13
General Civil	89	▲	+20.3%	+15
Infraction/Civil Violation	595	▲	+78.7%	+262
Landlord /Tenant	112	▼	-20.6%	-29
Misdemeanor	335	▼	+27.4%	+72
Other	141	▲	+42.4%	+42
Protective Orders	34	▼	-2.9%	-1
<b>GRAND TOTAL</b>	<b>1,379</b>	<b>▲</b>	<b>32.1%</b>	<b>+335</b>


\* Compared to same time period as previous year

\*\* Case Type Categories are defined in the 2017 Virginia Judicial Workload Assessment



\* Compared to same time period as previous year

\*\* Case Type Categories are defined in the 2017 Virginia Judicial Workload Assessment  
Source: SCV-SQL-Information

2024 Overall GRAND TOTAL		Distribution of Caseload			Change*		Percentage (%) of Caseload		
<b>5,348</b> +865 		<b>Criminal</b>	705	13%	39.1% ▲	+198	<b>Criminal</b>	2023: 11.3%	2024: 13.2%
		<b>Traffic</b>	4,003	75%	18.0% ▲	+612	<b>Traffic</b>	75.6%	74.9%
		<b>Civil</b>	547	10%	4.8% ▲	+25	<b>Civil</b>	11.6%	10.2%
		<b>Civil Commitments</b>	93	2%	47.6% ▲	+30	<b>Civil Commitments</b>	1.4%	1.7%
		<b>GRAND TOTAL</b>	<b>5,348</b>	100%	19.3% ▲	+865	<b>GRAND TOTAL</b>	100%	100%

**Filings by Division & Code**

Division	Case Type Description	Code	Summary	Change	% Change	Absolute Change
<b>Criminal</b>	Misdemeanor	M	459	▲	+50.5%	+154
	Felony	F	148	▲	+21.3%	+26
	Capias	CA	48	▲	+11.6%	+5
	Show Cause	SC	37	▲	+94.7%	+18
	Civil Violation	CV	13	▼	-27.8%	-5
	<b>Total</b>			<b>705</b>	<b>▲</b>	<b>39.1%</b>
<b>Traffic</b>	Infraction	I	3,310	▲	+13.2%	+385
	Misdemeanor	M	659	▲	+46.8%	+210
	Capias	CA	17	▲	+240.0%	+12
	Civil Violation	CV	7	▲	+250.0%	+5
	Show Cause	SC	5	▼	-16.7%	-1
	Felony	F	4	↔		-
	Restricted Operators License	RL	1	▲	-	+1
	<b>Total</b>			<b>4,003</b>	<b>▲</b>	<b>18.0%</b>
<b>Civil</b>	Warrant in Debt	WD	247	▲	+14.9%	+32
	Garnishment	GA	151	▲	+10.2%	+14
	Unlawful Detainer	UD	35	▼	-31.4%	-16
	Other	OT	28	▼	-24.3%	-9
	Detinue	DT	19	▲	+58.3%	+7
	Protective Order	PO	17	▲	+13.3%	+2
	Preliminary Protective Order	PP	16	▼	-5.9%	-1
	Admin License	AL	12	▲	+50.0%	+4
	Abstract	AJ	9	▲	+350.0%	+7
	Bond Forfeiture	BF	6	▼	-62.5%	-10
	Show Cause	SC	3	▼	-25.0%	-1
	Interrogatory	IN	2	▼	-33.3%	-1
	Cross Claim	CR	1	▲	-	+1
	Motion for Judgment	MJ	1	↔		-
	Counter Claim	CC	0	▼	-100.0%	-1
	Impoundment	IM	0	▼	-100.0%	-1
Petition-Restore Arms	PR	0	▼	-100.0%	-2	
<b>Total</b>			<b>547</b>	<b>▲</b>	<b>4.8%</b>	<b>+25</b>
<b>Civil Commitments</b>	Temporary Detention Order	TD	50	▲	+38.9%	+14
	Emergency Custody Order	EC	43	▲	+59.3%	+16
	<b>Total</b>		<b>93</b>	<b>▲</b>	<b>47.6%</b>	<b>+30</b>
<b>GRAND TOTAL</b>			<b>5,348</b>	<b>▲</b>	<b>19.3%</b>	<b>+865</b>

**Filings by Major Case Category\*\***

Category	Summary	Change	% Change	Absolute Change
Felony	152	▲	+20.6%	+26
Garnishment	153	▼	+9.3%	+13
General Civil	267	▼	+15.1%	+35
Infraction/Civil Violation	3,330	▲	+13.1%	+385
Landlord /Tenant	35	▼	-31.4%	-16
Misdemeanor	1,119	▲	+48.4%	+365
Other	259	▲	+27.6%	+56
Protective Orders	33	▲	+3.1%	+1

\* Compared to same time period as previous year

\*\* Case Type Categories are defined in the 2017 Virginia Judicial Workload Assessment

**CPSS - GCMS CASELOAD STATISTICS OF THE GENERAL DISTRICT COURTS**

January 2024 thru April 2024 Filings (Compared to January 2023 thru April 2023)

***GRAND TOTAL***

**5,348**

▲

19.3%

+865

\* Compared to same time period as previous year



\*\* Case Type Categories are defined in the 2017 Virginia Judicial Workload Assessment  
Source: SCV-SQL-Information

**CPSS - GCMS CASELOAD STATISTICS OF THE GENERAL DISTRICT COURTS**

January 2024 thru April 2024 Filings (Compared to January 2023 thru April 2023)

**Bristol**

District: 28 FIPS: 520

2024 Overall GRAND TOTAL		Distribution of Caseload			Change*		Percentage (%) of Caseload		
<b>3,288</b>	+17	<b>Criminal</b>	679	21%	-1.9% ▼	-13	<b>Criminal</b>	2023	2024
		<b>Traffic</b>	1,990	61%	4.8% ▲	+92	<b>Traffic</b>	21.2%	20.7%
		<b>Civil</b>	477	15%	-9.5% ▼	-50	<b>Civil</b>	58.0%	60.5%
		<b>Civil Commitments</b>	142	4%	-7.8% ▼	-12	<b>Civil Commitments</b>	16.1%	14.5%
		<b>GRAND TOTAL</b>	<b>3,288</b>	100%	0.5% ▲	+17	<b>GRAND TOTAL</b>	4.7%	4.3%
							<b>GRAND TOTAL</b>	100%	100%

**Filings by Division & Code**

Division	Case Type Description	Code	Summary	Change	% Change	Absolute Change
<b>Criminal</b>	Misdemeanor	M	366	▼	-1.9%	-7
	Felony	F	186	▼	-7.9%	-16
	Capias	CA	99	▲	+22.2%	+18
	Civil Violation	CV	15	▼	-6.3%	-1
	Show Cause	SC	13	▼	-35.0%	-7
	<b>Total</b>			<b>679</b>	▼	<b>-1.9%</b>
<b>Traffic</b>	Infraction	I	1,512	▼	-1.8%	-28
	Misdemeanor	M	440	▲	+31.3%	+105
	Civil Violation	CV	15	▲	+650.0%	+13
	Capias	CA	14	▼	-12.5%	-2
	Felony	F	9	▲	+800.0%	+8
	Show Cause	SC	0	▼	-100.0%	-4
	<b>Total</b>			<b>1,990</b>	▲	<b>4.8%</b>
<b>Civil</b>	Warrant in Debt	WD	154	▲	+15.8%	+21
	Garnishment	GA	106	▲	+55.9%	+38
	Unlawful Detainer	UD	78	▼	-52.4%	-86
	Other	OT	35	▼	-14.6%	-6
	Preliminary Protective Order	PP	30	▲	+15.4%	+4
	Protective Order	PO	23	▼	-8.0%	-2
	Admin License	AL	19	▲	+35.7%	+5
	Bond Forfeiture	BF	16	▼	-56.8%	-21
	Show Cause	SC	6	▲	+100.0%	+3
	Detinue	DT	4	▼	-50.0%	-4
	Abstract	AJ	3	▲	+200.0%	+2
	Impoundment	IM	1	▼	-66.7%	-2
	Overweight	OC	1	▼	-66.7%	-2
	Tenants Assertion	TA	1	▲	-	+1
	Counter Claim	CC	0	▼	-100.0%	-1
<b>Total</b>			<b>477</b>	▼	<b>-9.5%</b>	<b>-50</b>
<b>Civil Commitments</b>	Mental Commitment	MC	123	▼	-8.2%	-11
	Temporary Detention Order	TD	10	▼	-33.3%	-5
	Emergency Custody Order	EC	9	▲	+80.0%	+4
	<b>Total</b>			<b>142</b>	▼	<b>-7.8%</b>
<b>GRAND TOTAL</b>			<b>3,288</b>	▲	0.5%	+17

**Filings by Major Case Category\*\***



Category	Summary	Change	% Change	Absolute Change
Felony	195	▲	-3.9%	-8
Garnishment	106	▲	+55.9%	+38
General Civil	159	▼	+12.0%	+17
Infraction/Civil Violation	1,543	▲	-1.2%	-18
Landlord /Tenant	79	▲	-51.8%	-85
Misdemeanor	806	▲	+13.8%	+98
Other	347	▲	-7.2%	-27
Protective Orders	53	▲	+3.9%	+2
<b>GRAND TOTAL</b>	<b>3,288</b>	▲	0.5%	+17

\* Compared to same time period as previous year

\*\* Case Type Categories are defined in the 2017 Virginia Judicial Workload Assessment

\* Compared to same time period as previous year

\*\* Case Type Categories are defined in the 2017 Virginia Judicial Workload Assessment  
Source: SCV-SQL-Information

2024 Overall GRAND TOTAL		Distribution of Caseload			Change*		Percentage (%) of Caseload		
<b>7,663</b>	+1,917	<b>Criminal</b>	718	9%	51.8% ▲	+245	<b>Criminal</b>	2023: 8.2%	2024: 9.4%
		<b>Traffic</b>	5,838	76%	34.0% ▲	+1,481	<b>Traffic</b>	75.8%	76.2%
		<b>Civil</b>	678	9%	30.4% ▲	+158	<b>Civil</b>	9.0%	8.8%
		<b>Civil Commitments</b>	429	6%	8.3% ▲	+33	<b>Civil Commitments</b>	6.9%	5.6%
		<b>GRAND TOTAL</b>	<b>7,663</b>	100%	33.4% ▲	+1,917	<b>GRAND TOTAL</b>	100%	100%

**Filings by Division & Code**

Division	Case Type Description	Code	Summary	Change	% Change	Absolute Change
<b>Criminal</b>	Misdemeanor	M	417	▲	+41.8%	+123
	Felony	F	183	▲	+79.4%	+81
	Capias	CA	76	▲	+26.7%	+16
	Show Cause	SC	24	▲	+118.2%	+13
	Civil Violation	CV	18	▲	+200.0%	+12
	<b>Total</b>			<b>718</b>	<b>▲</b>	<b>51.8%</b>
<b>Traffic</b>	Infraction	I	4,364	▲	+31.6%	+1,048
	Misdemeanor	M	1,390	▲	+43.0%	+418
	Capias	CA	39	▼	-11.4%	-5
	Show Cause	SC	25	▲	+25.0%	+5
	Felony	F	12	▲	+200.0%	+8
	Civil Violation	CV	8	▲	+700.0%	+7
	<b>Total</b>			<b>5,838</b>	<b>▲</b>	<b>34.0%</b>
<b>Civil</b>	Warrant in Debt	WD	275	▲	+38.9%	+77
	Garnishment	GA	219	▲	+71.1%	+91
	Other	OT	56	▼	+16.7%	+8
	Unlawful Detainer	UD	56	▼	-23.3%	-17
	Admin License	AL	19	▲	+280.0%	+14
	Protective Order	PO	18	▼	-18.2%	-4
	Preliminary Protective Order	PP	16	▼	-33.3%	-8
	Abstract	AJ	4	▲	+100.0%	+2
	Detinue	DT	4	▼	-33.3%	-2
	Show Cause	SC	4	▲	-	+4
	Impoundment	IM	3	▼	-66.7%	-6
	Bond Forfeiture	BF	2	▲	-	+2
	Restricted Operators License	RL	2	▲	+100.0%	+1
	Interrogatory	IN	0	▼	-100.0%	-1
	Petition-Restore Arms	PR	0	▼	-100.0%	-3
	<b>Total</b>			<b>678</b>	<b>▲</b>	<b>30.4%</b>
<b>Civil Commitments</b>	Mental Commitment	MC	356	▲	+18.7%	+56
	Temporary Detention Order	TD	25	▼	-21.9%	-7
	Other	OT	24	▼	-44.2%	-19
	Emergency Custody Order	EC	22	▲	+10.0%	+2
	Medical Emergency Temporary Detention Order	MT	2	▲	-	+2
	Petition	PT	0	▼	-100.0%	-1
<b>Total</b>			<b>429</b>	<b>▲</b>	<b>8.3%</b>	<b>+33</b>
<b>GRAND TOTAL</b>			<b>7,663</b>	<b>▲</b>	<b>33.4%</b>	<b>+1,917</b>

**Filings by Major Case Category\*\***

Category	Summary	Change	% Change	Absolute Change
Felony	195	▲	+84.0%	+89
Garnishment	219	▼	+69.8%	+90
General Civil	280	▼	+33.3%	+70
Infraction/Civil Violation	4,390	▲	+32.1%	+1,067
Involuntary Civil Commitments	24	▼	-45.5%	-20
Landlord /Tenant	56	▼	-23.3%	-17
Misdemeanor	1,809	▲	+42.8%	+542

\* Compared to same time period as previous year

\*\* Case Type Categories are defined in the 2017 Virginia Judicial Workload Assessment


**CPSS - GCMS CASELOAD STATISTICS OF THE GENERAL DISTRICT COURTS**

January 2024 thru April 2024 Filings (Compared to January 2023 thru April 2023)

Other	656	▲	+19.7%	+108
Protective Orders	34	▼	-26.1%	-12
<b>GRAND TOTAL</b>	<b>7,663</b>	▲	33.4%	+1,917

\* Compared to same time period as previous year

\*\* Case Type Categories are defined in the 2017 Virginia Judicial Workload Assessment  
Source: SCV-SQL-Information

2024 Overall GRAND TOTAL		Distribution of Caseload			Change*		Percentage (%) of Caseload		
<b>6,453</b>	-1,231	<b>Criminal</b>	886	14%	9.1% ▲	+74	<b>Criminal</b>	2023 10.6%	2024 13.7%
		<b>Traffic</b>	4,563	71%	-24.2% ▼	-1,454	<b>Traffic</b>	78.3%	70.7%
2024		<b>Civil</b>	899	14%	21.7% ▲	+160	<b>Civil</b>	9.6%	13.9%
2023		<b>Civil Commitments</b>	105	2%	-9.5% ▼	-11	<b>Civil Commitments</b>	1.5%	1.6%
		<b>GRAND TOTAL</b>	<b>6,453</b>	100%	-16.0% ▼	-1,231	<b>GRAND TOTAL</b>	100%	100%

Filings by Division & Code

Division	Case Type Description	Code	Summary	Change	% Change	Absolute Change
<b>Criminal</b>	Misdemeanor	M	498	▲	+25.8%	+102
	Felony	F	258	▼	-3.7%	-10
	Capias	CA	78	▼	-19.6%	-19
	Show Cause	SC	45	▲	+25.0%	+9
	Civil Violation	CV	7	▼	-53.3%	-8
	<b>Total</b>			<b>886</b>	▲	<b>9.1%</b>
<b>Traffic</b>	Infraction	I	4,004	▼	-24.8%	-1,323
	Misdemeanor	M	530	▼	-21.6%	-146
	Felony	F	13	▲	+116.7%	+7
	Capias	CA	9	▲	+200.0%	+6
	Show Cause	SC	7	▲	+250.0%	+5
	Civil Violation	CV	0	▼	-100.0%	-3
	<b>Total</b>			<b>4,563</b>	▼	<b>-24.2%</b>
<b>Civil</b>	Warrant in Debt	WD	387	▲	+31.6%	+93
	Garnishment	GA	318	▲	+52.9%	+110
	Unlawful Detainer	UD	71	▼	-21.1%	-19
	Other	OT	49	▲	-16.9%	-10
	Protective Order	PO	21	▼	-12.5%	-3
	Preliminary Protective Order	PP	16	▼	-40.7%	-11
	Admin License	AL	12	▼	-14.3%	-2
	Impoundment	IM	10	▲	+233.3%	+7
	Detinue	DT	6	↔		-
	Abstract	AJ	5	▼	-16.7%	-1
	Petition-Restore Arms	PR	2	▲	+100.0%	+1
	Bond Forfeiture	BF	1	▼	-75.0%	-3
	Overweight	OC	1	↔		-
	Interrogatory	IN	0	▼	-100.0%	-1
	Show Cause	SC	0	▼	-100.0%	-1
<b>Total</b>			<b>899</b>	▲	<b>21.7%</b>	<b>+160</b>
<b>Civil Commitments</b>	Temporary Detention Order	TD	58	▼	-3.3%	-2
	Emergency Custody Order	EC	47	▼	-16.1%	-9
	<b>Total</b>		<b>105</b>	▼	<b>-9.5%</b>	<b>-11</b>
<b>GRAND TOTAL</b>			<b>6,453</b>	▼	-16.0%	-1,231


Filings by Major Case Category\*\*

Category	Summary	Change	% Change	Absolute Change
Felony	271	▲	-1.1%	-3
Garnishment	318	▼	+52.2%	+109
General Civil	398	▲	+32.2%	+97
Infraction/Civil Violation	4,012	▼	-25.0%	-1,334
Landlord /Tenant	71	▼	-21.1%	-19
Misdemeanor	1,028	▲	-4.1%	-44
Other	318	▲	-6.7%	-23
Protective Orders	37	▼	-27.5%	-14
<b>GRAND TOTAL</b>	<b>6,453</b>	▼	-16.0%	-1,231

\* Compared to same time period as previous year

\*\* Case Type Categories are defined in the 2017 Virginia Judicial Workload Assessment  
 Source: SCV-SQL-Information



2024 Overall GRAND TOTAL		Distribution of Caseload			Change*		Percentage (%) of Caseload		
<b>2,004</b>	+308	<b>Criminal</b>	363	18%	4.6% ▲	+16	<b>Criminal</b>	20.5%	18.1%
		<b>Traffic</b>	1,134	57%	42.3% ▲	+337	<b>Traffic</b>	47.0%	56.6%
2024		<b>Civil</b>	496	25%	-5.3% ▼	-28	<b>Civil</b>	30.9%	24.8%
2023		<b>Civil Commitments</b>	11	1%	-60.7% ▼	-17	<b>Civil Commitments</b>	1.7%	0.5%
		<b>GRAND TOTAL</b>	<b>2,004</b>	100%	18.2% ▲	+308	<b>GRAND TOTAL</b>	100%	100%

Filings by Division & Code

Division	Case Type Description	Code	Summary	Change	% Change	Absolute Change
<b>Criminal</b>	Misdemeanor	M	199	▲	+3.6%	+7
	Show Cause	SC	73	▲	+630.0%	+63
	Felony	F	44	▼	-53.7%	-51
	Capias	CA	42	↔	-	-
	Civil Violation	CV	5	▼	-37.5%	-3
	<b>Total</b>			<b>363</b>	<b>▲</b>	<b>4.6%</b>
<b>Traffic</b>	Infraction	I	629	▼	-1.1%	-7
	Show Cause	SC	326	▲	+32,500.0%	+325
	Misdemeanor	M	136	▼	-1.4%	-2
	Capias	CA	39	▲	+95.0%	+19
	Felony	F	3	▲	+50.0%	+1
	Civil Violation	CV	1	▲	-	+1
<b>Total</b>			<b>1,134</b>	<b>▲</b>	<b>42.3%</b>	<b>+337</b>
<b>Civil</b>	Warrant in Debt	WD	300	▼	-13.3%	-46
	Garnishment	GA	103	▲	+13.2%	+12
	Other	OT	41	▼	+32.3%	+10
	Preliminary Protective Order	PP	22	▲	+37.5%	+6
	Bond Forfeiture	BF	8	▲	+60.0%	+3
	Protective Order	PO	6	▼	-60.0%	-9
	Abstract	AJ	4	▲	-	+4
	Admin License	AL	2	▲	+100.0%	+1
	Detinue	DT	2	▲	-	+2
	Motion for Judgment	MJ	2	▲	-	+2
	Unlawful Detainer	UD	2	▼	-77.8%	-7
	Impoundment	IM	1	▼	-75.0%	-3
	Overweight	OC	1	↔	-	-
	Show Cause	SC	1	▼	-80.0%	-4
	Tenants Assertion	TA	1	▲	-	+1
<b>Total</b>			<b>496</b>	<b>▼</b>	<b>-5.3%</b>	<b>-28</b>
<b>Civil Commitments</b>	Temporary Detention Order	TD	7	▼	-50.0%	-7
	Emergency Custody Order	EC	4	▼	-71.4%	-10
	<b>Total</b>		<b>11</b>	<b>▼</b>	<b>-60.7%</b>	<b>-17</b>
<b>GRAND TOTAL</b>			<b>2,004</b>	<b>▲</b>	<b>18.2%</b>	<b>+308</b>



Filings by Major Case Category\*\*

Category	Summary	Change	% Change	Absolute Change
Felony	47	▼	-51.5%	-50
Garnishment	103	▲	+13.2%	+12
General Civil	305	▲	-12.4%	-43
Infraction/Civil Violation	636	▲	-1.4%	-9
Landlord /Tenant	3	▲	-66.7%	-6
Misdemeanor	335	▲	+1.5%	+5
Other	547	▲	+277.2%	+402
Protective Orders	28	▼	-9.7%	-3
<b>GRAND TOTAL</b>	<b>2,004</b>	<b>▲</b>	<b>18.2%</b>	<b>+308</b>

\* Compared to same time period as previous year

\*\* Case Type Categories are defined in the 2017 Virginia Judicial Workload Assessment

Source: SCV-SQL-Information

2024 Overall GRAND TOTAL		Distribution of Caseload			Change*		Percentage (%) of Caseload		
<b>729</b>	-223	<b>Criminal</b>	254	35%	26.4% ▲	+53	<b>Criminal</b>	2023	2024
		<b>Traffic</b>	202	28%	-60.9% ▼	-314	<b>Traffic</b>	21.1%	34.8%
		<b>Civil</b>	220	30%	27.9% ▲	+48	<b>Civil</b>	54.2%	27.7%
		<b>Civil Commitments</b>	53	7%	-15.9% ▼	-10	<b>Civil Commitments</b>	18.1%	30.2%
		<b>GRAND TOTAL</b>	<b>729</b>	100%	-23.4% ▼	-223	<b>GRAND TOTAL</b>	6.6%	7.3%
							<b>GRAND TOTAL</b>	100%	100%

Filings by Division & Code

Division	Case Type Description	Code	Summary	Change	% Change	Absolute Change
<b>Criminal</b>	Misdemeanor	M	127	▲	+15.5%	+17
	Felony	F	95	▲	+69.6%	+39
	Capias	CA	26	▲	+4.0%	+1
	Civil Violation	CV	3	▼	-25.0%	-1
	Show Cause	SC	2	▼	-60.0%	-3
	Restricted Operators License	RL	1	↔		-
	<b>Total</b>			<b>254</b>	<b>▲</b>	<b>26.4%</b>
<b>Traffic</b>	Infraction	I	154	▼	-64.3%	-277
	Misdemeanor	M	44	▼	-41.3%	-31
	Capias	CA	3	▼	-57.1%	-4
	Felony	F	1	↔		-
	Show Cause	SC	0	▼	-100.0%	-2
	<b>Total</b>			<b>202</b>	<b>▼</b>	<b>-60.9%</b>
<b>Civil</b>	Warrant in Debt	WD	107	▲	+59.7%	+40
	Garnishment	GA	77	▲	+79.1%	+34
	Other	OT	13	▼	-27.8%	-5
	Impoundment	IM	9	▼	-18.2%	-2
	Unlawful Detainer	UD	8	▼	-20.0%	-2
	Admin License	AL	2	▼	-33.3%	-1
	Detinue	DT	2	↔		-
	Preliminary Protective Order	PP	1	▼	-80.0%	-4
	Protective Order	PO	1	▼	-91.7%	-11
	Show Cause	SC	0	▼	-100.0%	-1
<b>Total</b>			<b>220</b>	<b>▲</b>	<b>27.9%</b>	<b>+48</b>
<b>Civil Commitments</b>	Mental Commitment	MC	32	▲	+10.3%	+3
	Temporary Detention Order	TD	12	▼	-42.9%	-9
	Emergency Custody Order	EC	7	▼	-41.7%	-5
	Other	OT	2	▲	+100.0%	+1
<b>Total</b>			<b>53</b>	<b>▼</b>	<b>-15.9%</b>	<b>-10</b>
<b>GRAND TOTAL</b>			<b>729</b>	<b>▼</b>	<b>-23.4%</b>	<b>-223</b>

Filings by Major Case Category\*\*

Category	Summary	Change	% Change	Absolute Change
Felony	96	▲	+68.4%	+39
Garnishment	77	▲	+79.1%	+34
General Civil	112	▲	+51.4%	+38
Infraction/Civil Violation	157	▼	-63.9%	-278
Involuntary Civil Commitments	2	▲	+100.0%	+1
Landlord /Tenant	8	▼	-20.0%	-2
Misdemeanor	172	▼	-7.5%	-14
Other	103	▼	-20.2%	-26
Protective Orders	2	▼	-88.2%	-15
<b>GRAND TOTAL</b>	<b>729</b>	<b>▼</b>	<b>-23.4%</b>	<b>-223</b>

\* Compared to same time period as previous year

\*\* Case Type Categories are defined in the 2017 Virginia Judicial Workload Assessment



Source: SCV-SQL-Information

**CPSS - GCMS CASELOAD STATISTICS OF THE GENERAL DISTRICT COURTS**

January 2024 thru April 2024 Filings (Compared to January 2023 thru April 2023)

**Russell**

District: 29 FIPS: 167

2024 Overall GRAND TOTAL		Distribution of Caseload			Change*		Percentage (%) of Caseload		
<b>2,235</b>	+127	<b>Criminal</b>	447	20%	11.2% ▲	+45	<b>Criminal</b>	2023	2024
		<b>Traffic</b>	1,108	50%	-8.4% ▼	-101	<b>Traffic</b>	19.1%	20.0%
		<b>Civil</b>	559	25%	57.5% ▲	+204	<b>Civil</b>	57.4%	49.6%
		<b>Civil Commitments</b>	121	5%	-14.8% ▼	-21	<b>Civil Commitments</b>	16.8%	25.0%
		<b>GRAND TOTAL</b>	<b>2,235</b>	100%	6.0% ▲	+127	<b>GRAND TOTAL</b>	100%	100%

**Filings by Division & Code**

Division	Case Type Description	Code	Summary	Change	% Change	Absolute Change
<b>Criminal</b>	Misdemeanor	M	198	▲	+8.2%	+15
	Show Cause	SC	117	▲	+4.5%	+5
	Felony	F	87	▲	+38.1%	+24
	Capias	CA	42	▲	+20.0%	+7
	Civil Violation	CV	3	▼	-66.7%	-6
	<b>Total</b>			<b>447</b>	<b>▲</b>	<b>11.2%</b>
<b>Traffic</b>	Infraction	I	486	▼	-22.2%	-139
	Show Cause	SC	418	▼	-4.1%	-18
	Misdemeanor	M	152	▲	+31.0%	+36
	Capias	CA	39	▲	+56.0%	+14
	Felony	F	8	▲	+100.0%	+4
	Civil Violation	CV	3	▲	+200.0%	+2
	Restricted Operators License	RL	2	↔		-
	<b>Total</b>			<b>1,108</b>	<b>▼</b>	<b>-8.4%</b>
<b>Civil</b>	Warrant in Debt	WD	316	▲	+77.5%	+138
	Garnishment	GA	135	▲	+75.3%	+58
	Other	OT	37	▲	+94.7%	+18
	Unlawful Detainer	UD	23	▲	+4.5%	+1
	Bond Forfeiture	BF	20	▼	-13.0%	-3
	Preliminary Protective Order	PP	16	▲	+14.3%	+2
	Admin License	AL	3	▲	-	+3
	Detinue	DT	2	▼	-50.0%	-2
	Overweight	OC	2	▼	-50.0%	-2
	Petition-Restore Arms	PR	2	▲	-	+2
	Abstract	AJ	1	▼	-75.0%	-3
	Impoundment	IM	1	▼	-50.0%	-1
	Protective Order	PO	1	▼	-80.0%	-4
	Interrogatory	IN	0	▼	-100.0%	-2
	Show Cause	SC	0	▼	-100.0%	-1
<b>Total</b>			<b>559</b>	<b>▲</b>	<b>57.5%</b>	<b>+204</b>
<b>Civil Commitments</b>	Mental Commitment	MC	90	▼	-23.1%	-27
	Temporary Detention Order	TD	15	▲	+15.4%	+2
	Emergency Custody Order	EC	12	▲	+33.3%	+3
	Other	OT	4	▲	+33.3%	+1
<b>Total</b>			<b>121</b>	<b>▼</b>	<b>-14.8%</b>	<b>-21</b>
<b>GRAND TOTAL</b>			<b>2,235</b>	<b>▲</b>	<b>6.0%</b>	<b>+127</b>

**Filings by Major Case Category\*\***

Category	Summary	Change	% Change	Absolute Change
Felony	95	▲	+41.8%	+28
Garnishment	135	▼	+70.9%	+56
General Civil	326	▲	+79.1%	+144
Infraction/Civil Violation	494	▲	-22.7%	-145
Involuntary Civil Commitments	4	▲	+33.3%	+1
Landlord /Tenant	23	▲	+4.5%	+1
Misdemeanor	352	▲	+16.9%	+51
Other	789	▲	-0.9%	-7

\* Compared to same time period as previous year

\*\* Case Type Categories are defined in the 2017 Virginia Judicial Workload Assessment

Source: SCV-SQL-Information

**CPSS - GCMS CASELOAD STATISTICS OF THE GENERAL DISTRICT COURTS**

January 2024 thru April 2024 Filings (Compared to January 2023 thru April 2023)

Protective Orders	17	▼	-10.5%	-2
<b>GRAND TOTAL</b>	<b>2,235</b>	▲	6.0%	+127

\* Compared to same time period as previous year

\*\* Case Type Categories are defined in the 2017 Virginia Judicial Workload Assessment  
Source: SCV-SQL-Information

2024 Overall GRAND TOTAL		Distribution of Caseload			Change*		Percentage (%) of Caseload		
<b>3,228</b>	-45	<b>Criminal</b>	1,003	31%	11.6% ▲	+104	<b>Criminal</b>	2023	2024
2024		<b>Traffic</b>	1,397	43%	-13.1% ▼	-210	<b>Traffic</b>	27.5%	31.1%
2023		<b>Civil</b>	784	24%	10.3% ▲	+73	<b>Civil</b>	49.1%	43.3%
		<b>Civil Commitments</b>	44	1%	-21.4% ▼	-12	<b>Civil Commitments</b>	21.7%	24.3%
		<b>GRAND TOTAL</b>	<b>3,228</b>	100%	-1.4% ▼	-45	<b>GRAND TOTAL</b>	1.7%	1.4%
							<b>GRAND TOTAL</b>	100%	100%

Filings by Division & Code

Division	Case Type Description	Code	Summary	Change	% Change	Absolute Change
<b>Criminal</b>	Misdemeanor	M	619	▲	+9.6%	+54
	Felony	F	234	▲	+33.0%	+58
	Capias	CA	89	▼	-1.1%	-1
	Civil Violation	CV	45	↔		-
	Show Cause	SC	15	▼	-34.8%	-8
	Restricted Operators License	RL	1	▲	-	+1
	<b>Total</b>			<b>1,003</b>	<b>▲</b>	<b>11.6%</b>
<b>Traffic</b>	Infraction	I	1,093	▼	-13.0%	-164
	Misdemeanor	M	280	▼	-9.7%	-30
	Capias	CA	20	▼	-25.9%	-7
	Felony	F	2	▼	-80.0%	-8
	Restricted Operators License	RL	1	↔		-
	Show Cause	SC	1	▼	-50.0%	-1
<b>Total</b>			<b>1,397</b>	<b>▼</b>	<b>-13.1%</b>	<b>-210</b>
<b>Civil</b>	Warrant in Debt	WD	292	▲	+19.2%	+47
	Garnishment	GA	188	▲	+17.5%	+28
	Unlawful Detainer	UD	92	▲	+12.2%	+10
	Other	OT	73	▼	+9.0%	+6
	Detinue	DT	36	▼	-16.3%	-7
	Preliminary Protective Order	PP	32	▲	+52.4%	+11
	Bond Forfeiture	BF	30	▼	-21.1%	-8
	Protective Order	PO	20	▲	+185.7%	+13
	Impoundment	IM	10	▼	-52.4%	-11
	Admin License	AL	7	▼	-12.5%	-1
	Abstract	AJ	3	▼	-57.1%	-4
	Motion for Judgment	MJ	1	▲	-	+1
	Interrogatory	IN	0	▼	-100.0%	-8
	Petition-Restore Arms	PR	0	▼	-100.0%	-1
Show Cause	SC	0	▼	-100.0%	-3	
<b>Total</b>			<b>784</b>	<b>▲</b>	<b>10.3%</b>	<b>+73</b>
<b>Civil Commitments</b>	Temporary Detention Order	TD	28	▼	-31.7%	-13
	Emergency Custody Order	EC	15	▲	+15.4%	+2
	Mental Commitment	MC	1	▼	-50.0%	-1
<b>Total</b>			<b>44</b>	<b>▼</b>	<b>-21.4%</b>	<b>-12</b>
<b>GRAND TOTAL</b>			<b>3,228</b>	<b>▼</b>	<b>-1.4%</b>	<b>-45</b>

Filings by Major Case Category\*\*


Category	Summary	Change	% Change	Absolute Change
Felony	236	▼	+26.9%	+50
Garnishment	188	▼	+11.9%	+20
General Civil	334	▲	+13.2%	+39
Infraction/Civil Violation	1,138	▼	-12.6%	-164
Landlord /Tenant	92	▲	+12.2%	+10
Misdemeanor	901	▲	+2.9%	+25
Other	287	▼	-14.6%	-49
Protective Orders	52	▲	+85.7%	+24
<b>GRAND TOTAL</b>	<b>3,228</b>	<b>▼</b>	<b>-1.4%</b>	<b>-45</b>

\* Compared to same time period as previous year

\*\* Case Type Categories are defined in the 2017 Virginia Judicial Workload Assessment

\* Compared to same time period as previous year

\*\* Case Type Categories are defined in the 2017 Virginia Judicial Workload Assessment  
Source: SCV-SQL-Information

2024 Overall GRAND TOTAL		Distribution of Caseload			Change*		Percentage (%) of Caseload			
<b>1,814</b>	+169	<b>Criminal</b>	331	18%	-10.5%	▼	-39	<b>Criminal</b>	2023: 22.5%	2024: 18.2%
		<b>Traffic</b>	1,148	63%	14.9%	▲	+149	<b>Traffic</b>	60.7%	63.3%
2024		<b>Civil</b>	320	18%	25.0%	▲	+64	<b>Civil</b>	15.6%	17.6%
2023		<b>Civil Commitments</b>	15	1%	-25.0%	▼	-5	<b>Civil Commitments</b>	1.2%	0.8%
		<b>GRAND TOTAL</b>	<b>1,814</b>	100%	10.3%	▲	+169	<b>GRAND TOTAL</b>	100%	100%

**Filings by Division & Code**

Division	Case Type Description	Code	Summary	Change	% Change	Absolute Change
<b>Criminal</b>	Misdemeanor	M	180	▼	-5.3%	-10
	Felony	F	98	▼	-19.7%	-24
	Capias	CA	29	▼	-3.3%	-1
	Show Cause	SC	18	▼	-18.2%	-4
	Civil Violation	CV	5	▼	-16.7%	-1
	Restricted Operators License	RL	1	▲	-	+1
	<b>Total</b>			<b>331</b>	▼	<b>-10.5%</b>
<b>Traffic</b>	Infraction	I	943	▲	+15.3%	+125
	Misdemeanor	M	186	▲	+21.6%	+33
	Show Cause	SC	9	↔	-	-
	Capias	CA	8	▼	-38.5%	-5
	Felony	F	2	▼	-66.7%	-4
	<b>Total</b>			<b>1,148</b>	▲	<b>14.9%</b>
<b>Civil</b>	Warrant in Debt	WD	105	▲	+11.7%	+11
	Garnishment	GA	89	▲	+53.4%	+31
	Other	OT	44	▲	+76.0%	+19
	Preliminary Protective Order	PP	26	▲	+188.9%	+17
	Unlawful Detainer	UD	24	▼	-25.0%	-8
	Protective Order	PO	19	▲	+72.7%	+8
	Detinue	DT	3	▼	-40.0%	-2
	Impoundment	IM	3	▲	+50.0%	+1
	Admin License	AL	2	▲	-	+2
	Show Cause	SC	2	▼	-60.0%	-3
	Interrogatory	IN	1	▲	-	+1
	Motion for Judgment	MJ	1	▼	-66.7%	-2
	Restricted Operators License	RL	1	▲	-	+1
	Abstract	AJ	0	▼	-100.0%	-1
	Capias	CA	0	▼	-100.0%	-1
	Overweight	OC	0	▼	-100.0%	-10
<b>Total</b>			<b>320</b>	▲	<b>25.0%</b>	<b>+64</b>
<b>Civil Commitments</b>	Emergency Custody Order	EC	10	▼	-23.1%	-3
	Temporary Detention Order	TD	5	▼	-28.6%	-2
	<b>Total</b>		<b>15</b>	▼	<b>-25.0%</b>	<b>-5</b>
<b>GRAND TOTAL</b>			<b>1,814</b>	▲	10.3%	+169

**Filings by Major Case Category\*\***

Category	Summary	Change	% Change	Absolute Change
Felony	100	▼	-21.9%	-28
Garnishment	90	▲	+55.2%	+32
General Civil	113	▼	+7.6%	+8
Infraction/Civil Violation	948	▼	+13.7%	+114
Landlord /Tenant	24	▼	-25.0%	-8
Misdemeanor	368	▲	+7.3%	+25
Other	126	▲	+0.8%	+1
Protective Orders	45	▲	+125.0%	+25
<b>GRAND TOTAL</b>	<b>1,814</b>	▲	10.3%	+169

\* Compared to same time period as previous year

\*\* Case Type Categories are defined in the 2017 Virginia Judicial Workload Assessment

\* Compared to same time period as previous year

\*\* Case Type Categories are defined in the 2017 Virginia Judicial Workload Assessment  
Source: SCV-SQL-Information





**CPSS - GCMS CASELOAD STATISTICS OF THE GENERAL DISTRICT COURTS**

January 2024 thru April 2024 Filings (Compared to January 2023 thru April 2023)

**Scott**

District: 30 FIPS: 169

2024 Overall GRAND TOTAL		Distribution of Caseload			Change*		Percentage (%) of Caseload		
<b>2,600</b>	+140	<b>Criminal</b>	498	19%	14.0% ▲	+61	<b>Criminal</b>	2023	2024
		<b>Traffic</b>	1,815	70%	-0.2% ▼	-3	<b>Traffic</b>	17.8%	19.2%
		<b>Civil</b>	274	11%	39.1% ▲	+77	<b>Civil</b>	73.9%	69.8%
		<b>Civil Commitments</b>	13	1%	62.5% ▲	+5	<b>Civil Commitments</b>	8.0%	10.5%
		<b>GRAND TOTAL</b>	<b>2,600</b>	100%	5.7% ▲	+140	<b>GRAND TOTAL</b>	100%	100%

**Filings by Division & Code**



Division	Case Type Description	Code	Summary	Change	% Change	Absolute Change
<b>Criminal</b>	Misdemeanor	M	303	▲	+32.9%	+75
	Felony	F	148	▲	+5.0%	+7
	Capias	CA	19	▼	-47.2%	-17
	Civil Violation	CV	14	▲	+75.0%	+6
	Show Cause	SC	14	▼	-41.7%	-10
	<b>Total</b>			<b>498</b>	<b>▲</b>	<b>14.0%</b>
<b>Traffic</b>	Infraction	I	1,493	▲	+4.5%	+64
	Misdemeanor	M	302	▼	-14.2%	-50
	Show Cause	SC	10	▲	+11.1%	+1
	Capias	CA	6	▼	-53.8%	-7
	Felony	F	3	▼	-75.0%	-9
	Civil Violation	CV	1	▼	-66.7%	-2
	<b>Total</b>			<b>1,815</b>	<b>▼</b>	<b>-0.2%</b>
<b>Civil</b>	Garnishment	GA	113	▲	+91.5%	+54
	Warrant in Debt	WD	104	▲	+44.4%	+32
	Unlawful Detainer	UD	15	▼	-11.8%	-2
	Other	OT	14	▼	-36.4%	-8
	Preliminary Protective Order	PP	11	▲	+22.2%	+2
	Detinue	DT	6	▲	-	+6
	Admin License	AL	4	▲	+33.3%	+1
	Protective Order	PO	3	▼	-57.1%	-4
	Restricted Operators License	RL	2	↔	-	-
	Abstract	AJ	1	▲	-	+1
	Overweight	OC	1	▲	-	+1
	Impoundment	IM	0	▼	-100.0%	-3
	Interrogatory	IN	0	▼	-100.0%	-1
	Show Cause	SC	0	▼	-100.0%	-2
	<b>Total</b>			<b>274</b>	<b>▲</b>	<b>39.1%</b>
<b>Civil Commitments</b>	Emergency Custody Order	EC	9	▲	+80.0%	+4
	Temporary Detention Order	TD	4	▲	+33.3%	+1
	<b>Total</b>		<b>13</b>	<b>▲</b>	<b>62.5%</b>	<b>+5</b>
<b>GRAND TOTAL</b>			<b>2,600</b>	<b>▲</b>	<b>5.7%</b>	<b>+140</b>

**Filings by Major Case Category\*\***

Category	Summary	Change	% Change	Absolute Change
Felony	151	▼	-1.3%	-2
Garnishment	113	▼	+88.3%	+53
General Civil	111	▲	+46.1%	+35
Infraction/Civil Violation	1,509	▲	+4.8%	+69
Landlord /Tenant	15	▼	-11.8%	-2
Misdemeanor	607	▲	+4.3%	+25
Other	80	▲	-31.0%	-36
Protective Orders	14	▼	-12.5%	-2
<b>GRAND TOTAL</b>	<b>2,600</b>	<b>▲</b>	<b>5.7%</b>	<b>+140</b>

\* Compared to same time period as previous year

\*\* Case Type Categories are defined in the 2017 Virginia Judicial Workload Assessment

2024 Overall GRAND TOTAL		Distribution of Caseload			Change*		Percentage (%) of Caseload		
<b>3,779</b> +43 2024  2023 	<b>Criminal</b>	993	26%	-1.7% ▼	-17	<b>Criminal</b>	2023	2024	
	<b>Traffic</b>	1,865	49%	-0.1% ▼	-1	<b>Traffic</b>	27.0%	26.3%	
	<b>Civil</b>	883	23%	8.3% ▲	+68	<b>Civil</b>	49.9%	49.4%	
	<b>Civil Commitments</b>	38	1%	-15.6% ▼	-7	<b>Civil Commitments</b>	21.8%	23.4%	
	<b>GRAND TOTAL</b>	<b>3,779</b>	100%	1.2% ▲	+43	<b>GRAND TOTAL</b>	1.2%	1.0%	
						<b>GRAND TOTAL</b>	100%	100%	

Filings by Division & Code

Division	Case Type Description	Code	Summary	Change	% Change	Absolute Change
<b>Criminal</b>	Misdemeanor	M	639	▲	+4.8%	+29
	Felony	F	139	▼	-31.2%	-63
	Capias	CA	134	▼	-5.0%	-7
	Show Cause	SC	75	▲	+53.1%	+26
	Civil Violation	CV	6	▼	-25.0%	-2
	<b>Total</b>			<b>993</b>	▼	<b>-1.7%</b>
<b>Traffic</b>	Infraction	I	1,333	▲	+0.2%	+3
	Misdemeanor	M	472	▼	-1.5%	-7
	Show Cause	SC	31	▲	+29.2%	+7
	Capias	CA	23	▼	-14.8%	-4
	Felony	F	6	↔		-
	<b>Total</b>			<b>1,865</b>	▼	<b>-0.1%</b>
<b>Civil</b>	Warrant in Debt	WD	301	▲	+23.9%	+58
	Garnishment	GA	254	▲	+11.9%	+27
	Other	OT	109	▼	-16.8%	-22
	Unlawful Detainer	UD	104	▲	+8.3%	+8
	Preliminary Protective Order	PP	41	▲	+10.8%	+4
	Protective Order	PO	25	▲	+316.7%	+19
	Admin License	AL	11	▲	+10.0%	+1
	Show Cause	SC	9	↔		-
	Impoundment	IM	7	▼	-46.2%	-6
	Detinue	DT	6	▼	-50.0%	-6
	Bond Forfeiture	BF	5	▼	-58.3%	-7
	Interrogatory	IN	3	▲	-	+3
	Motion for Judgment	MJ	2	↔		-
	Restricted Operators License	RL	2	▼	-33.3%	-1
	Tenants Assertion	TA	2	▲	+100.0%	+1
	Counter Claim	CC	1	▲	-	+1
	Overweight	OC	1	▼	-66.7%	-2
	Capias	CA	0	▼	-100.0%	-9
	Petition-Restore Arms	PR	0	▼	-100.0%	-1
<b>Total</b>			<b>883</b>	▲	<b>8.3%</b>	<b>+68</b>
<b>Civil Commitments</b>	Emergency Custody Order	EC	21	▲	+16.7%	+3
	Temporary Detention Order	TD	16	▲	+6.7%	+1
	Other	OT	1	▲	-	+1
	Mental Commitment	MC	0	▼	-100.0%	-11
	Petition	PT	0	▼	-100.0%	-1
<b>Total</b>			<b>38</b>	▼	<b>-15.6%</b>	<b>-7</b>
<b>GRAND TOTAL</b>			<b>3,779</b>	▲	1.2%	+43

Filings by Major Case Category\*\*

Category	Summary	Change	% Change	Absolute Change
Felony	145	▼	-30.3%	-63
Garnishment	257	▲	+13.2%	+30
General Civil	329	▼	+10.0%	+30
Infraction/Civil Violation	1,340	▼	-0.1%	-1
Involuntary Civil Commitments	1	▲		0
Landlord /Tenant	106	▲	+9.3%	+9

\* Compared to same time period as previous year

\*\* Case Type Categories are defined in the 2017 Virginia Judicial Workload Assessment

**CPSS - GCMS CASELOAD STATISTICS OF THE GENERAL DISTRICT COURTS**

January 2024 thru April 2024 Filings (Compared to January 2023 thru April 2023)



**Wise**

District: 30 FIPS: 195

Misdemeanor	1,113	▼	+1.9%	+21
Other	422	▲	-1.4%	-6
Protective Orders	66	▲	+53.5%	+23
<b>GRAND TOTAL</b>	<b>3,779</b>	▲	1.2%	+43

\* Compared to same time period as previous year

\*\* Case Type Categories are defined in the 2017 Virginia Judicial Workload Assessment  
Source: SCV-SQL-Information

2024 Overall GRAND TOTAL		Distribution of Caseload			Change*		Percentage (%) of Caseload		
<b>39,498</b>	+5,028	<b>Criminal</b>	6,315	16%	15.3% ▲	+838	<b>Criminal</b>	2023	2024
		<b>Traffic</b>	23,738	60%	17.9% ▲	+3,606	<b>Traffic</b>	15.9%	16.0%
		<b>Civil</b>	9,114	23%	6.7% ▲	+574	<b>Civil</b>	58.4%	60.1%
		<b>Civil Commitments</b>	331	1%	3.1% ▲	+10	<b>Civil Commitments</b>	24.8%	23.1%
		<b>GRAND TOTAL</b>	<b>39,498</b>	100%	14.6% ▲	+5,028	<b>GRAND TOTAL</b>	0.9%	0.8%
							<b>GRAND TOTAL</b>	100%	100%

Filings by Division & Code

Division	Case Type Description	Code	Summary	Change	% Change	Absolute Change
<b>Criminal</b>	Misdemeanor	M	3,154	▲	+9.9%	+284
	Felony	F	1,511	▲	+6.9%	+97
	Capias	CA	1,172	▲	+51.0%	+396
	Show Cause	SC	266	▲	+5.1%	+13
	Civil Violation	CV	212	▲	+29.3%	+48
	<b>Total</b>			<b>6,315</b>	<b>▲</b>	<b>15.3%</b>
<b>Traffic</b>	Infraction	I	19,564	▲	+20.1%	+3,274
	Misdemeanor	M	3,929	▲	+8.1%	+294
	Felony	F	73	▲	+10.6%	+7
	Civil Violation	CV	66	▲	+78.4%	+29
	Capias	CA	63	▲	+34.0%	+16
	Show Cause	SC	17	▼	-15.0%	-3
	Other	O	15	▼	-51.6%	-16
	Restricted Operators License	RL	11	▲	+83.3%	+5
	<b>Total</b>			<b>23,738</b>	<b>▲</b>	<b>17.9%</b>
<b>Civil</b>	Warrant in Debt	WD	3,700	▲	+16.9%	+536
	Garnishment	GA	2,071	▼	-14.8%	-361
	Unlawful Detainer	UD	1,799	▲	+16.9%	+260
	Admin License	AL	318	▲	+5.6%	+17
	Other	OT	223	▲	+27.4%	+48
	Zoning Violation	ZO	195	▼	-20.4%	-50
	Preliminary Protective Order	PP	161	▲	+28.8%	+36
	Show Cause	SC	159	▲	+11.2%	+16
	Protective Order	PO	133	▲	+41.5%	+39
	Interrogatory	IN	118	▲	+31.1%	+28
	Abstract	AJ	104	▲	+14.3%	+13
	Impoundment	IM	59	▲	+11.3%	+6
	Overweight	OC	17	▲	+30.8%	+4
	Counter Claim	CC	13	▲	+85.7%	+6
	Tenants Assertion	TA	13	▲	+44.4%	+4
	Detinue	DT	9	▼	-66.7%	-18
	Motion for Judgment	MJ	7	▼	-63.2%	-12
	Capias	CA	5	▼	-16.7%	-1
	Bond Forfeiture	BF	3	↔		-
	Motor Carrier	MC	3	▲		+3
	Third Party Claim	TH	2	▲	+100.0%	+1
	Petition-Restore Arms	PR	1	↔		-
	Restricted Operators License	RL	1	▼	-50.0%	-1
<b>Total</b>			<b>9,114</b>	<b>▲</b>	<b>6.7%</b>	<b>+574</b>
<b>Civil Commitments</b>	Temporary Detention Order	TD	151	▲	+2.7%	+4
	Mental Commitment	MC	133	▲	+22.0%	+24
	Emergency Custody Order	EC	37	▼	-31.5%	-17
	Petition	PT	8	▲	+700.0%	+7
	Medical Emergency Custody Order	ME	1	▼	-80.0%	-4
	Medical Emergency Temporary Detention Order	MT	1	▼	-66.7%	-2
	Other	OT	0	▼	-100.0%	-2
<b>Total</b>			<b>331</b>	<b>▲</b>	<b>3.1%</b>	<b>+10</b>
<b>GRAND TOTAL</b>			<b>39,498</b>	<b>▲</b>	<b>14.6%</b>	<b>+5,028</b>

\* Compared to same time period as previous year

\*\* Case Type Categories are defined in the 2017 Virginia Judicial Workload Assessment

**Filings by Major Case Category\*\***

Category	Summary	Change	% Change	Absolute Change
Felony	1,584	▲	+7.0%	+104
Garnishment	2,189	▲	-13.2%	-333
General Civil	3,848	▼	+16.0%	+530
Infraction/Civil Violation	19,877	▲	+20.2%	+3,342
Involuntary Civil Commitments	8	▲	+166.7%	+5
Landlord /Tenant	1,812	▲	+17.1%	+264
Misdemeanor	7,290	▲	+7.9%	+532
Other	2,596	▲	+24.4%	+509
Protective Orders	294	▲	+34.2%	+75
<b>GRAND TOTAL</b>	<b>39,498</b>	▲	14.6%	+5,028

\* Compared to same time period as previous year

\*\* Case Type Categories are defined in the 2017 Virginia Judicial Workload Assessment  
 Source: SCV-SQL-Information

2024 Overall GRAND TOTAL		Distribution of Caseload			Change*		Percentage (%) of Caseload		
<b>4,871</b> +1,072 	<b>Criminal</b>	409	8%	37.2% ▲	+111	<b>Criminal</b>	2023	2024	
	<b>Traffic</b>	3,450	71%	40.9% ▲	+1,002	<b>Traffic</b>	7.8%	8.4%	
	<b>Civil</b>	977	20%	-5.1% ▼	-52	<b>Civil</b>	64.4%	70.8%	
	<b>Civil Commitments</b>	35	1%	45.8% ▲	+11	<b>Civil Commitments</b>	27.1%	20.1%	
	<b>GRAND TOTAL</b>	<b>4,871</b>	100%	28.2% ▲	+1,072	<b>GRAND TOTAL</b>	0.6%	0.7%	
						<b>GRAND TOTAL</b>	100%	100%	

Filings by Division & Code

Division	Case Type Description	Code	Summary	Change	% Change	Absolute Change
<b>Criminal</b>	Misdemeanor	M	286	▲	+57.1%	+104
	Felony	F	89	▲	+11.3%	+9
	Show Cause	SC	15	▼	-11.8%	-2
	Capias	CA	11	↔		-
	Civil Violation	CV	8	↔		-
	<b>Total</b>			<b>409</b>	<b>▲</b>	<b>37.2%</b>
<b>Traffic</b>	Infraction	I	2,628	▲	+39.3%	+741
	Misdemeanor	M	788	▲	+48.4%	+257
	Capias	CA	11	▼	-26.7%	-4
	Felony	F	11	▲	+22.2%	+2
	Show Cause	SC	11	▲	+83.3%	+5
	Civil Violation	CV	1	▲	-	+1
	<b>Total</b>			<b>3,450</b>	<b>▲</b>	<b>40.9%</b>
<b>Civil</b>	Warrant in Debt	WD	397	▼	-5.7%	-24
	Garnishment	GA	380	▲	+9.5%	+33
	Unlawful Detainer	UD	74	▼	-12.9%	-11
	Other	OT	34	▲	-12.8%	-5
	Detinue	DT	26	▼	-31.6%	-12
	Protective Order	PO	19	▼	-26.9%	-7
	Preliminary Protective Order	PP	17	▼	-15.0%	-3
	Abstract	AJ	7	▼	-41.7%	-5
	Admin License	AL	7	▼	-12.5%	-1
	Impoundment	IM	7	▲	+250.0%	+5
	Overweight	OC	3	▼	-88.0%	-22
	Counter Claim	CC	2	▲	+100.0%	+1
	Capias	CA	1	▲	-	+1
	Motion for Judgment	MJ	1	▲	-	+1
	Restricted Operators License	RL	1	▲	-	+1
	Tenants Assertion	TA	1	▼	-50.0%	-1
	Interrogatory	IN	0	▼	-100.0%	-2
	Show Cause	SC	0	▼	-100.0%	-1
<b>Total</b>			<b>977</b>	<b>▼</b>	<b>-5.1%</b>	<b>-52</b>
<b>Civil Commitments</b>	Temporary Detention Order	TD	26	▲	+23.8%	+5
	Emergency Custody Order	EC	8	▲	+300.0%	+6
	Medical Emergency Temporary Detention Order	MT	1	▲	-	+1
	Mental Commitment	MC	0	▼	-100.0%	-1
<b>Total</b>			<b>35</b>	<b>▲</b>	<b>45.8%</b>	<b>+11</b>
<b>GRAND TOTAL</b>			<b>4,871</b>	<b>▲</b>	<b>28.2%</b>	<b>+1,072</b>

Filings by Major Case Category\*\*

Category	Summary	Change	% Change	Absolute Change
Felony	100	▲	+12.4%	+11
Garnishment	380	▼	+8.9%	+31
General Civil	430	▲	-6.9%	-32
Infraction/Civil Violation	2,640	▲	+37.5%	+720
Landlord /Tenant	75	▼	-13.8%	-12
Misdemeanor	1,075	▲	+50.8%	+362
Other	135	▲	+1.5%	+2

\* Compared to same time period as previous year

\*\* Case Type Categories are defined in the 2017 Virginia Judicial Workload Assessment



Source: SCV-SQL-Information

**CPSS - GCMS CASELOAD STATISTICS OF THE GENERAL DISTRICT COURTS**  
January 2024 thru April 2024 Filings (Compared to January 2023 thru April 2023)

Protective Orders	36	▼	-21.7%	-10
<b>GRAND TOTAL</b>	<b>4,871</b>	▲	28.2%	+1,072

\* Compared to same time period as previous year

\*\* Case Type Categories are defined in the 2017 Virginia Judicial Workload Assessment  
Source: SCV-SQL-Information

2024 Overall GRAND TOTAL		Distribution of Caseload			Change*		Percentage (%) of Caseload		
<b>9,526</b>	+2,051	<b>Criminal</b>	208	2%	2.0% ▲	+4	<b>Criminal</b>	2023	2024
		<b>Traffic</b>	9,019	95%	29.7% ▲	+2,063	<b>Traffic</b>	2.7%	2.2%
		<b>Civil</b>	296	3%	-2.0% ▼	-6	<b>Civil</b>	93.1%	94.7%
		<b>Civil Commitments</b>	3	0%	-76.9% ▼	-10	<b>Civil Commitments</b>	4.0%	3.1%
		<b>GRAND TOTAL</b>	<b>9,526</b>	100%	27.4% ▲	+2,051	<b>GRAND TOTAL</b>	0.2%	0.0%
								100%	100%

Filings by Division & Code

Division	Case Type Description	Code	Summary	Change	% Change	Absolute Change
<b>Criminal</b>	Misdemeanor	M	122	▼	-2.4%	-3
	Felony	F	61	▲	+48.8%	+20
	Show Cause	SC	13	▼	-43.5%	-10
	Capias	CA	6	▼	-50.0%	-6
	Civil Violation	CV	6	▲	+100.0%	+3
	<b>Total</b>			<b>208</b>	▲	<b>2.0%</b>
<b>Traffic</b>	Infraction	I	7,596	▲	+30.6%	+1,779
	Misdemeanor	M	1,384	▲	+24.5%	+272
	Capias	CA	26	▲	+8.3%	+2
	Show Cause	SC	11	▲	+450.0%	+9
	Felony	F	2	▲	+100.0%	+1
	<b>Total</b>			<b>9,019</b>	▲	<b>29.7%</b>
<b>Civil</b>	Garnishment	GA	104	▼	-9.6%	-11
	Warrant in Debt	WD	101	▼	-3.8%	-4
	Unlawful Detainer	UD	37	▲	+60.9%	+14
	Other	OT	23	▼	-14.8%	-4
	Preliminary Protective Order	PP	8	▲	+166.7%	+5
	Admin License	AL	6	↔		-
	Detinue	DT	6	▲	+20.0%	+1
	Protective Order	PO	5	▲	+400.0%	+4
	Abstract	AJ	3	▼	-57.1%	-4
	Impoundment	IM	3	▼	-40.0%	-2
	Interrogatory	IN	0	▼	-100.0%	-4
	Show Cause	SC	0	▼	-100.0%	-1
	<b>Total</b>			<b>296</b>	▼	<b>-2.0%</b>
<b>Civil Commitments</b>	Temporary Detention Order	TD	2	▼	-77.8%	-7
	Emergency Custody Order	EC	1	▼	-75.0%	-3
	<b>Total</b>		<b>3</b>	▼	<b>-76.9%</b>	<b>-10</b>
<b>GRAND TOTAL</b>			<b>9,526</b>	▲	27.4%	+2,051

Filings by Major Case Category\*\*

Category	Summary	Change	% Change	Absolute Change	
Felony	63	▲	+50.0%	+21	
Garnishment	104	▼	-12.6%	-15	
General Civil	109	▼	-4.4%	-5	
Infraction/Civil Violation	7,602	▲	+30.6%	+1,782	
Landlord /Tenant	37	▲	+60.9%	+14	
Misdemeanor	1,506	▲	+21.7%	+269	
Other	92	▲	-20.7%	-24	
Protective Orders	13	▲	+225.0%	+9	
<b>GRAND TOTAL</b>		<b>9,526</b>	▲	27.4%	+2,051

\* Compared to same time period as previous year

\*\* Case Type Categories are defined in the 2017 Virginia Judicial Workload Assessment  
 Source: SCV-SQL-Information